

Washington Senators - 1965

Batter	1	2	3	4	5	6	7	8	9	AB R H RBI BB SO LOB	TOP											
Rico Petrocelli, R (1, 6)	0-3 K		0-3 K2-3	4-0 CS BB			0-0 F8		0-3 K2-3	4 0 0 0 1 3 0												
Lenny Green, L (1, 8)	0-0 F6		0-0 5-3	0-0 CS	0-0 HR		0-0 HR		0-3 K	5 2 2 2 0 1 0												
Carl Yastrzemski, L (1, 7)	0-0 4-3		4-0 1B HR BB		4-0 1-3 S BB		0-3 K			2 1 0 0 2 1 0												
Tony Conigliaro, R (1, 9)		0-0 E S 1B	0-0 1-3 HR 1B		0-0 1-3		0-0 HR			4 2 3 1 0 0 1												
Lee Thomas, L (1, 3)		0-0 3-1	0-0 1-2 HR		0-0 4-3		0-3 K			4 1 1 3 0 1 2												
Felix Mantilla, R (1, 4)		0-0 F7	0-0 HR		0-0 5-3			0-0 5-3		4 1 1 1 0 0 2												
Frank Malzone, R (1, 5)		4-0 E BB	0-0 F6		0-0 F8		0-3 K			3 0 0 0 1 1 0												
Bob Tillman, R (1, 2)		0-0 E6		0-0 5-3		0-3 K		0-0 5-3		4 0 0 0 0 1 2												
Bill Monbouquette, R (1, 1)		0-3 K		0-0 4-3		0-0 4-3		0-3 K		4 0 0 0 0 2 3												
Inning Stats	R: 0 E: 0 K: 1 S: 5	H: 0 LOB: 0 BB: 0 P: 5	R: 0 E: 1 K: 1 S: 7	H: 1 LOB: 3 BB: 1 P: 11	R: 4 E: 0 K: 1 S: 8	H: 3 LOB: 0 BB: 1 P: 12	R: 0 E: 0 K: 0 S: 2	H: 0 LOB: 0 BB: 1 P: 6	R: 1 E: 0 K: 0 S: 4	H: 1 LOB: 1 BB: 1 P: 8	R: 0 E: 0 K: 1 S: 5	H: 0 LOB: 0 BB: 0 P: 5	R: 2 E: 0 K: 2 S: 9	H: 2 LOB: 0 BB: 0 P: 9	R: 0 E: 0 K: 1 S: 5	H: 0 LOB: 0 BB: 0 P: 5	R: 0 E: 0 K: 3 S: 9	H: 0 LOB: 0 BB: 0 P: 9	1B: 2 2B: 0 3B: 0 HR: 5	SF: 0 SAC: 0 DP: 0 HBP: 0	WP: 0 PB: 0 SB: 2 CS: 1	PA: 39
PITCHER	IP WLS BF H R ER SO BB IBB HBP BLK WP HR S P ERA WHIP																					
Phil Ortega, R (1, 1)	5.0 L 24 5 5 5 3 4 0 0 0 0 0 3 26 42 9.00 1.800																					
Steve Ridzik, R (6, 1)	3.0 11 2 2 2 4 0 0 0 0 0 2 19 19 6.00 0.667																					
Frank Kreutzer, L (9, 1)	1.0 3 0 0 0 3 0 0 0 0 0 0 9 9 0.00 0.000																					

Boston Red Sox @ Washington Senators
D.C. Stadium, Washington, DC
Mon Apr 12 1965, 3:33 AM EST
Att. 43,554 - Unknown

livebaseballscorecards.com

AB	34
R	7
H	7
RBI	7
BB	4
SO	10
LOB	10



Batter	1	2	3	4	5	6	7	8	9	AB	R	H	RBI	BB	SO	LOB
Don Blasingame, L (1, 4)	0-0 F3		0-0 F8		0-0 6-3			0-0 4-3		4	0	0	0	0	0	1
Ken McMullen, R (1, 5) OBP: 0.250, SLG: 1.000	0-3 K		0-0 F7			0-0 F6			0-0 HR	4	1	1	1	0	1	0
Bob Chance, L (1, 3) OBP: 0.500, SLG: 0.750	0-0 FC5-4 1B			0-0 5-4 2B		0-0 3-1			0-0 F5	4	0	2	0	0	0	0
Frank Howard, R (1, 7)	0-0 FC5-4 1-2f			4-0 BB		0-0 5-3			0-0 F4	3	0	0	0	1	0	1
Don Lock, R (1, 8) OBP: 0.250, SLG: 1.000		0-0 HR		0-0 F8			0-3 K		0-0 1-3	4	1	1	1	0	1	2
Willie Kirkland, L (1, 9)		4-0 CS BB		0-0 5-4 2-3f		0-0 F4				2	0	0	0	1	0	2
Mike Brumley, L (1, 2)		0-3 K 1-2			0-0 F6		0-0 F5			3	0	0	0	0	1	1
Ed Brinkman, R (1, 6) OBP: 0.333, SLG: 0.333		0-0 4-3			0-0 1B			0-0 6-3		3	0	1	0	0	0	0
Phil Ortega, R (1, 1)			0-0 4-3		0-3 K			0-0 F9		1	0	0	0	0	0	0
Joe Cunningham, L (5, PH)										1	0	0	0	0	1	1
Steve Ridzik, R (6, 1)										0	0	0	0	0	0	0
Jim King, L (8, PH)										1	0	0	0	0	0	0
Frank Kreutzer, R (9, 1)										0	0	0	0	0	0	0

Inning Stats	R: 0	H: 1	R: 1	H: 1	R: 0	H: 0	R: 0	H: 1	R: 0	H: 0	R: 0	H: 0	R: 0	H: 0	R: 1	H: 1	1B: 2	SF: 0	WP: 0	PA: 32
	E: 0	LOB: 1	E: 0	LOB: 0	E: 0	LOB: 0	E: 0	LOB: 1	E: 0	LOB: 0	E: 0	LOB: 0	E: 0	LOB: 0	K: 0	BB: 0	2B: 2	SAC: 0	PB: 0	
	K: 1	BB: 0	K: 1	BB: 1	K: 0	BB: 0	K: 0	BB: 1	K: 1	BB: 0	K: 1	BB: 0	K: 0	BB: 0	S: 4	P: 4	3B: 0	DP: 1	SB: 0	
	S: 6	P: 6	S: 5	P: 9	S: 3	P: 3	S: 3	P: 7	S: 6	P: 6	S: 5	P: 5	S: 3	P: 3	S: 4	P: 4	HR: 2	HBP: 0	CS: 1	


PITCHER	IP	WLS	BF	H	R	ER	SO	BB	IBB	HBP	BLK	WP	HR	S	P	ERA	WHIP	PITCHER	IP	WLS	BF	H	R	ER	SO	BB	IBB	HBP	BLK	WP	HR	S	P	ERA	WHIP		
Bill Monbouquette, R (1, 1) ERA: 2.0	9.0	W	32	5	2	2	4	2	0	0	0	0	2	38	46	2.00	0.778																				

BOTTOM

Boston Red Sox @ Washington Senators
D.C. Stadium, Washington, DC

Mon Apr 12 1965, 3:33 AM EST
Att. 43,554 - Unknown

AB	30
R	2
H	5
RBI	2
BB	2
SO	4
LOB	8



Batter	1	2	3	4	5	6	7	8	9	AB R H RBI BB SO LOB	TOP									
Rico Petrocelli, R (1, 6) X	0-0 F9		4-0 CS BB		0-0 4-3		0-0 F8			3 0 0 0 1 0 1										
Lenny Green, L (1, 8) B B B	4-0 G4-6-3 BB		4-0 4-3 BB		0-0 F9		4-0 FC5-4 BB			1 0 0 0 3 0 0										
Carl Yastrzemski, L (1, 7) X	0-0 G4-6-3 1-2f		0-0 4-3			0-0 1B 2B	0-0 FC5-4 1-2f			4 1 1 0 0 0 4										
Tony Conigliaro, R (1, 9) B B B B		4-0 G4-6-3 BB	0-0 F6			0-0 2-H 1B	0-0 F8			3 0 1 1 1 0 1										
Lee Thomas, L (1, 3) X	0-0 G4-6-3 1-2f			0-0 1B 2B		0-3 K	0-0 F8			4 1 1 0 0 1 2										
Felix Mantilla, R (1, 4) B B B B	4-0 FC5 S BB			0-0 2-H 1B		0-0 F7	0-0 L1-3			3 0 1 1 1 0 1										
Frank Malzone, R (1, 5) X	0-0 FC5 1-3			0-0 E5 CS		0-0 F8				4 0 0 0 0 0 3										
Bob Tillman, R (1, 2) B B B B			4-0 HR BB	0-3 K 1-2			0-0 BB 1B			3 1 1 0 1 2 1										
Earl Wilson, R (1, 1) X	0-0 HR				0-0 1-3		0-0 F1			2 1 1 2 0 0 0										
Dick Radatz, R (6, 1)										1 0 0 0 0 0 1										
Dalton Jones, L (9, PH)										1 0 0 0 0 0 0										
Inning Stats	R: 0 H: 0 E: 0 K: 0 S: 2	H: 0 LOB: 0 BB: 1 P: 6	R: 0 H: 0 E: 0 K: 0 S: 2	H: 0 LOB: 1 BB: 2 P: 10	R: 2 H: 1 E: 0 K: 0 S: 3	H: 1 LOB: 1 BB: 3 P: 15	R: 1 H: 2 E: 1 K: 1 S: 6	H: 2 LOB: 1 BB: 0 P: 6	R: 0 H: 0 E: 0 K: 0 S: 3	H: 0 LOB: 0 BB: 1 P: 3	R: 1 H: 2 E: 0 K: 1 S: 7	H: 2 LOB: 1 BB: 0 P: 7	R: 0 H: 1 E: 0 K: 0 S: 4	H: 1 LOB: 2 BB: 1 P: 8	R: 0 H: 0 E: 0 K: 0 S: 3	H: 0 LOB: 0 BB: 0 P: 3	R: 0 H: 0 E: 0 K: 1 S: 5	H: 0 LOB: 0 BB: 0 P: 5	1B: 3 SF: 0 2B: 3 SAC: 0 3B: 0 DP: 3 HR: 1 HBP: 0	WP: 0 PA: 36 PB: 0 SB: 1 CS: 3
PITCHER	IP WLS BF H R ER SO BB IBB HBP BLK WP HR S P ERA WHIP																			
Buster Narum, R (1, 1) ERA: 5.14	7.0 W 30 6 4 4 2 7 0 0 0 0 1 27 55 5.14 1.857																			
Ron Kline, R (8, 1) ERA:	2.0 S 6 0 0 0 1 0 0 0 0 0 0 8 8 0.00 0.000																			

Boston Red Sox @ Washington Senators
D.C. Stadium, Washington, DC
Wed Apr 14 1965, 3:33 AM EST
Att. 2,654 - Unknown

AB	29
R	4
H	6
RBI	4
BB	7
SO	3
LOB	14



Batter	1	2	3	4	5	6	7	8	9
Don Blasingame, L (1, 4) OBP: 0.125, SLG: 0.375	0-0 F8			0-0 F9	0-0 F9		0-0 3B		
Ken McMullen, R (1, 5) OBP: 0.250, SLG: 0.571	0-0 F8			4-0 2B BB		0-3 K	0-0 6-3		
Bob Chance, L (1, 3) Woodie Held, R (8, 7) OBP: 0.500, SLG: 0.714	0-3 K			0-0 1B 2B		0-0 4-3	4-0 BB		
Frank Howard, R (1, 7) Ron Kline, R (8, 1) OBP: 0.375, SLG: 0.286		0-3 K		0-0 FC5-4 1B		0-0 1B	0-0 F4		
Don Lock, R (1, 8) OBP: 0.125, SLG: 0.500		0-3 K		0-0 FC5-4		0-0 L6		0-0 F8	
Willie Kirkland, L (1, 9) OBP: 0.286, SLG: 0.333		0-0 G3		0-0 4-3			0-0 1B 2B	0-0 6-3	
Mike Brumley, L (1, 2)			0-0 F9		0-0 F8		0-0 F7	0-3 K	
Ed Brinkman, R (1, 6) Jim King, L (7, PH) Ken Hamlin, R (7, PR) OBP: 0.200, SLG: 0.200 OBP: 0.500, SLG: 0.500			0-0 6-3		0-3 K		0-0 BB 3B 1B		
Buster Narum, R (1, 1) Joe Cunningham, L (7, PH) OBP: 0.500, SLG: 2.000			0-0 6-3		0-0 HR		4-0 BB 3B		

AB	R	H	RBI	BB	SO	LOB
4	0	1	2	0	0	0
3	1	0	0	1	1	2
3	1	1	1	1	1	0
0	0	0	0	0	0	0
4	0	2	1	0	1	2
0	0	0	0	0	0	0
4	0	0	0	0	1	2
4	1	1	0	0	0	1
4	0	0	0	0	1	1
2	0	0	0	0	1	0
1	0	1	1	0	0	0
0	1	0	0	0	0	0
2	1	1	1	0	0	0
0	1	0	0	1	0	0


BOTTOM

Boston Red Sox @ Washington Senators
D.C. Stadium, Washington, DC

Wed Apr 14 1965, 3:33 AM EST
Att. 2,654 - Unknown

livebaseballscores.com


AB	31
R	6
H	7
RBI	6
BB	3
SO	6
LOB	8



Inning Stats	R	H	E	K	S	P	IP	WLS	BF	H	R	ER	SO	BB	IBB	HBP	BLK	WP	HR	S	P	ERA	WHIP
Earl Wilson, R (1, 1) ERA: 5.4	0	0	0	1	5	3	5.0		19	3	3	3	4	1	0	0	0	0	1	26	30	5.40	0.800
Dick Radatz, R (6, 1) ERA: 9.0	0	0	0	2	7	3	3.0	L	15	4	3	3	2	2	0	0	0	0	0	17	25	9.00	2.000

PITCHER	IP	WLS	BF	H	R	ER	SO	BB	IBB	HBP	BLK	WP	HR	S	P	ERA	WHIP
Earl Wilson, R (1, 1) ERA: 5.4	5.0		19	3	3	3	4	1	0	0	0	0	1	26	30	5.40	0.800
Dick Radatz, R (6, 1) ERA: 9.0	3.0	L	15	4	3	3	2	2	0	0	0	0	0	17	25	9.00	2.000

1B	2B	3B	HR	SF	SAC	DP	HBP	WP	PA
3	2	1	1	0	0	0	0	0	34

Batter	1	2	3	4	5	6	7	8	9	AB R H RBI BB SO LOB	TOP																
Don Blasingame, L (1, 4) OBP: 0.167, SLG: 0.417	0-0 F7			0-0 G3-6-1 2B	0-0 FC4-6 1-2f			0-0 FC6-4 1-2f		4 0 1 0 0 0 3																	
Ken McMullen, R (1, 5) OBP: 0.333, SLG: 0.444	0-0 6-3			4-0 G3-6-1 BB		0-0 F8		4-0 1-2 BB		2 0 0 0 2 0 0																	
Bob Chance, L (1, 3) OBP: 0.333, SLG: 0.455 Joe Cunningham, L (8, 3)	0-3 K			0-0 G3-6-1 1-2f 2-3		0-0 F7		0-0 3-1		4 0 0 0 0 1 4 0 0 0 0 0 0 0																	
Frank Howard, R (1, 7) OBP: 0.333, SLG: 0.545 Woodie Held, R (9, 7)		0-0 5-3		0-0 5-3		0-0 F9			0-0 HR	4 1 1 1 0 0 1 0 0 0 0 0 0 0																	
Willie Kirkland, L (1, 9) OBP: 0.364, SLG: 0.700		0-0 4-3			0-0 FC4-6 1B		0-0 L6		0-0 HR	4 2 2 1 0 0 0																	
Don Lock, R (1, 8) OBP: 0.167, SLG: 0.417		0-0 5-3			0-0 FC4-6 1-2 1B		0-3 K		0-0 F8	4 0 1 0 0 1 0																	
Mike Brumley, L (1, 2) Joe McCabe, R (9, PH) OBP: 1.000, SLG: 1.000			0-0 4-3		0-0 FC4-6 1-2f 2-3 1B		0-0 G3		0-0 E 1B	3 0 0 0 0 0 2 1 0 1 0 0 0 0	AB 33 R 3 H 7 RBI 3 BB 3 SO 4 LOB 15																
Ed Brinkman, R (1, 6) OBP: 0.111, SLG: 0.111			0-0 4-3		0-3 K			0-3 K	0-0 E5 G6-4-3 1-2	4 0 0 0 0 2 3																	
Bennie Daniels, L (1, 1) OBP: 0.667, SLG: 0.500 Roy Sievers, R (9, PH) Mike McCormick, L (9, 1) Ron Kline, R (9, 1)			0-0 4-3		0-0 FC4-6 1-2 3-H 1B			4-0 FC6-4 BB	0-0 G6-4-3 1-2f	2 0 1 1 1 0 0 1 0 0 0 0 0 2 0 0 0 0 0 0 0 0 0 0 0 0 0 0																	
Inning Stats	R: 0 E: 0 K: 1 S: 5	H: 0 LOB: 0 BB: 0 P: 5	R: 0 E: 0 K: 0 S: 3	H: 0 LOB: 0 BB: 0 P: 3	R: 0 E: 0 K: 0 S: 3	H: 1 LOB: 1 BB: 1 P: 7	R: 1 E: 0 K: 1 S: 8	H: 3 LOB: 2 BB: 0 P: 8	R: 0 E: 0 K: 0 S: 3	H: 0 LOB: 0 BB: 0 P: 3	R: 0 E: 0 K: 1 S: 5	H: 0 LOB: 0 BB: 0 P: 5	R: 0 E: 0 K: 1 S: 5	H: 0 LOB: 2 BB: 2 P: 13	R: 2 E: 1 K: 0 S: 6	H: 3 LOB: 1 BB: 0 P: 6	1B: 4 2B: 1 3B: 0 HR: 2	SF: 0 SAC: 0 DP: 2 HBP: 0	WP: 0 PB: 0 SB: 1 CS: 0	PA: 36							
PITCHER	IP	WLS	BF	H	R	ER	SO	BB	IBB	HBP	BLK	WP	HR	S	P	ERA	WHIP										
John Buzhardt, R (1, 1) ERA: 1.13	8.0		30	4	1	1	4	3	0	0	0	0	0	35	47	1.12	0.875										
Hoyt Wilhelm, R (9, 1) ERA:	0.0	L	2	2	2	2	0	0	0	0	0	0	2	2	2	∞	∞										
Tommy John, L (9, 1) ERA:	1.0		4	1	0	0	0	0	0	0	0	0	0	4	4	0.00	1.000										

Washington Senators @ Chicago White Sox

Comiskey Park, Chicago, IL

Thu Apr 15 1965, 4:33 AM EST
Att. 18,283 - Unknown

livebaseballscores.com

Batter	1	2	3	4	5	6	7	8	9	AB	R	H	RBI	BB	SO	LOB	BOTTOM
--------	---	---	---	---	---	---	---	---	---	----	---	---	-----	----	----	-----	--------

Tom McCraw, L <small>(1, 7) <small>(9, 8) <small>OBP: 0.250, SLG: 0.250</small> </small></small>										4	0	0	0	0	0	4	
Don Buford, S <small>(1, 4) <small>OBP: 0.308, SLG: 0.100</small> </small>										4	0	0	0	0	0	0	
Floyd Robinson, L <small>(1, 9) <small>OBP: 0.250, SLG: 0.333</small> </small>										4	0	0	0	0	0	0	
Pete Ward, L <small>(1, 5) <small>OBP: 0.364, SLG: 0.300</small> </small>										4	0	1	0	0	0	0	
John Romano, R <small>(1, 2) <small>OBP: 0.400, SLG: 0.250</small> </small>										2	0	0	0	1	0	0	
Hoyt Wilhelm, R <small>(9, 1)</small>										0	0	0	0	0	0	0	
Tommy John, R <small>(9, 1)</small>										0	0	0	0	0	0	0	
Dave Nicholson, R <small>(9, PH)</small>										0	0	0	0	0	0	0	
Gary Peters, L <small>(9, PH) <small>OBP: 0.200, SLG: 0.200</small> </small>										1	0	1	0	0	0	0	
Bill Skowron, R <small>(1, 3) <small>OBP: 0.273, SLG: 0.364</small> </small>									4	0	0	0	0	0	3		
Ron Hansen, R <small>(1, 6)</small>										3	0	0	0	0	0	0	
Al Weis, S <small>(8, PR) <small>(9, 6)</small> </small>										0	1	0	0	0	0	0	
Ken Berry, R <small>(1, 8) <small>OBP: 0.222, SLG: 0.125</small> </small>										1	0	0	0	1	0	0	
Smoky Burgess, L <small>(8, PH) <small>OBP: 0.500, SLG: 0.500</small> </small>										1	0	1	0	0	0	0	
Danny Cater, R <small>(8, PR) <small>(9, 7) <small>OBP: 0.500, SLG: 0.333</small> </small></small>										0	0	0	0	0	0	0	
John Buzhardt, R <small>(1, 1)</small>										1	0	0	0	0	0	0	
J.C. Martin, L <small>(8, PH) <small>(9, 2) <small>OBP: 0.500, SLG: 0.500</small> </small></small>										1	0	1	1	0	0	0	

Inning Stats		R: 0 E: 0 K: 0 S: 3	H: 0 LOB: 0 BB: 0 P: 3	R: 0 E: 0 K: 0 S: 3	H: 0 LOB: 0 BB: 0 P: 3	R: 0 E: 1 K: 0 S: 3	H: 0 LOB: 1 BB: 1 P: 7	R: 0 E: 0 K: 0 S: 3	H: 0 LOB: 0 BB: 0 P: 3	R: 0 E: 0 K: 0 S: 2	H: 0 LOB: 0 BB: 1 P: 6	R: 0 E: 0 K: 0 S: 3	H: 0 LOB: 0 BB: 0 P: 3	R: 0 E: 1 K: 0 S: 6	H: 2 LOB: 2 BB: 0 P: 6	R: 0 E: 0 K: 0 S: 5	H: 2 LOB: 2 BB: 0 P: 5	1B: 4 2B: 0 3B: 0 HR: 0	SF: 0 SAC: 1 DP: 2 HBP: 0	WP: 0 PB: 0 SB: 0 CS: 0	PA: 33
PITCHER	IP	WLS	BF	H	R	ER	SO	BB	IBB	HBP	BLK	WP	HR	S	P	ERA	WHIP				
Bennie Daniels, R <small>ERA:</small>	(1, 1)	8.0	28	2	1	0	0	2	0	0	0	0	0	26	34	0.00	0.500				
Mike McCormick, L <small>ERA:</small>	(9, 1)	0.2	3	1	0	0	0	0	0	0	0	0	0	3	3	0.00	1.500				
Ron Kline, R <small>ERA:</small>	(9, 1)	0.1	2	1	0	0	0	0	0	0	0	0	0	2	2	0.00	3.000				

Washington Senators @ Chicago White Sox
 Comiskey Park, Chicago, IL
 Thu Apr 15 1965, 4:33 AM EST
 Att. 18,283 - Unknown

AB 30
R 1
H 4
RBI 1
BB 2
SO 0
LOB 7



WP: 0	PA: 33
ERA	WHIP

Batter	1	2	3	4	5	6	7	8	9	10	AB R H RBI BB SO LOB	TOP												
Don Blasingame, L (1, 4) OBP: 0.313, SLG: 0.500	0-0 4-3		0-0 CS 1B			0-0 1B 1B		0-0 S 1B			4 0 3 1 0 0 0	Washington Senators @ Chicago White Sox Comiskey Park, Chicago, IL Sat Apr 17 1965, 4:33 AM EST Att: 4,926 - Unknown												
Ken McMullen, R (1, 5) OBP: 0.250, SLG: 0.308	0-0 F7		0-0 CS 1-2	0-0 5-3		0-3 K		0-3 K2-3 1-2			4 0 0 0 0 2 2													
Bob Chance, L (1, 3) OBP: 0.313, SLG: 0.400	0-3 K			0-0 F9		0-0 FC6-4 1B		0-3 K			4 0 1 0 0 2 0 0 0 0 0 0 0 0													
Joe Cunningham, L (9, 3)																								
Frank Howard, R (1, 7) OBP: 0.313, SLG: 0.467		0-0 F4		0-0 1B		0-0 FC6-4 1-2f		0-0 5-3			4 0 1 0 0 0 2 0 0 0 0 0 0 0 0 0 0 0 0 0 0													
Mike McCormick, L (9, 1)																								
Jim Duckworth, R (10, 1)																								
Willie Kirkland, L (1, 9) OBP: 0.267, SLG: 0.500		0-3 K		0-0 F4		0-0 F7		0-0 4-3			4 0 0 0 0 1 1													
Don Lock, R (1, 8) OBP: 0.125, SLG: 0.313		0-3 K			0-3 K		0-0 6-3		0-0 E6 G4-6-3		4 0 0 0 0 2 0													
Mike Brumley, L (1, 2) OBP: 0.071, SLG: 0.071			0-0 E5 2B		0-0 G6-4-3 1B		0-0 4-3		0-0 G4-6-3 1-2f		4 0 1 0 0 0 1													
Ed Brinkman, R (1, 6) OBP: 0.154, SLG: 0.231			0-0 3-1 1B 2B		0-0 G6-4-3 1-2f		0-3 K		0-0 5-3		4 1 1 0 0 1 1													
Phil Ortega, R (1, 1)			0-0 3-1			0-3 K		0-3 K			3 0 0 0 0 2 1 0 0 0 0 0 0 0													
Woodie Held, R (9, 7)			2-3																					
Inning Stats	R: 0 E: 0 K: 1 S: 5	H: 0 LOB: 0 BB: 0 P: 5	R: 0 E: 0 K: 2 S: 7	H: 0 LOB: 0 BB: 0 P: 7	R: 1 E: 1 K: 0 S: 4	H: 2 LOB: 0 BB: 0 P: 4	R: 0 E: 0 K: 0 S: 4	H: 1 LOB: 1 BB: 0 P: 4	R: 0 E: 0 K: 1 S: 5	H: 1 LOB: 0 BB: 0 P: 5	R: 0 E: 0 K: 2 S: 9	H: 2 LOB: 2 BB: 0 P: 9	R: 0 E: 0 K: 0 S: 3	H: 0 LOB: 0 BB: 0 P: 3	R: 0 E: 0 K: 3 S: 10	H: 1 LOB: 1 BB: 0 P: 10	R: 0 E: 0 K: 1 S: 5	H: 0 LOB: 0 BB: 0 P: 5	R: 0 E: 1 K: 0 S: 3	H: 0 LOB: 0 BB: 0 P: 3	1B: 6 2B: 1 3B: 0 HR: 0	SF: 0 SAC: 0 DP: 2 HBP: 0	WP: 0 PB: 0 SB: 1 CS: 1	PA: 36
PITCHER Bruce Howard, R (1, 1) ERA: 1.0	IP: 9.0	WLS: 32	BF: 7	H: 1	R: 1	ER: 1	SO: 10	BB: 0	IBB: 0	HBP: 0	BLK: 0	WP: 0	HR: 0	S: 52	P: 52	ERA: 1.00	WHIP: 0.778							
Eddie Fisher, R (10, 1) ERA:	1.0	W: 3	BF: 0	H: 0	R: 0	ER: 0	SO: 0	BB: 0	IBB: 0	HBP: 0	BLK: 0	WP: 0	HR: 0	S: 3	P: 3	ERA: 0.00	WHIP: 0.000							

AB	35
R	1
H	7
RBI	1
BB	0
SO	10
LOB	8



Batter	1	2	3	4	5	6	7	8	9	AB R H RBI BB SO LOB	TOP													
Ken Hamlin, R (1, 4) Willie Kirkland, L (9, PH) OBP: 0.250, SLG: 0.467	0-0 G3		0-0 F9		0-0 4-3			0-3 K	0-0 F2	4 0 0 0 0 1 2 1 0 0 0 0 0 3														
Ken McMullen, R (1, 5) OBP: 0.250, SLG: 0.294	0-3 K			0-0 F6		0-0 5-3		0-0 1B		4 0 1 0 0 1 0														
Woodie Held, R (1, 9) OBP: 0.750, SLG: 0.500	4-0 BB			0-0 FC6-4 1B		4-0 G5-4-3 BB		0-0 F8		2 0 1 0 2 0 1														
Frank Howard, R (1, 7) OBP: 0.300, SLG: 0.421	0-0 1-3			0-0 L7		0-0 G5-4-3 1-2f			0-0 BB 1B	4 1 1 0 0 0 3														
Don Lock, R (1, 8) OBP: 0.150, SLG: 0.263		0-3 K2-3		0-0 FC6-4 1-2f			0-0 F8		4-0 FC6-4 1B BB	3 0 0 0 1 1 1														
Roy Sievers, R (1, 3)		0-0 5-3			0-0 6-3		0-0 F7		0-0 F9	4 0 0 0 0 0 2														
Joe McCabe, R (1, 2) OBP: 0.800, SLG: 0.667		0-3 K			4-0 1B BB		4-0 BB		0-0 FC6-4 1B	2 0 1 1 2 1 0														
Ed Brinkman, R (1, 6) OBP: 0.176, SLG: 0.235			0-0 F7		0-0 1-3 1B		0-0 1-3		0-0 FC6-4 BB	4 0 1 0 0 0 3														
Frank Kreutzer, R (1, 1) Dallas Green, L (3, 1) Don Zimmer, R (5, PH) Jim Hannan, R (5, 1) Doug Camilli, R (8, PH) Nick Willhite, L (8, 1) Don Blasingame, L (9, PH) OBP: 0.353, SLG: 0.500		0-3 K		0-3 K		0-3 K		0-0 1-3	4-0 BB	1 0 0 0 0 0 1 0 0 0 0 0 0 0 0 0 1 0 0 0 0 0 1 2 0 0 0 0 0 0 0 0 1 0 1 0 0														
Inning Stats	R: 0 E: 0 K: 1 S: 5	H: 0 LOB: 1 BB: 1 P: 9	R: 0 E: 0 K: 2 S: 7	H: 0 LOB: 0 BB: 0 P: 7	R: 0 E: 0 K: 1 S: 5	H: 0 LOB: 0 BB: 0 P: 5	R: 0 E: 0 K: 0 S: 4	H: 1 LOB: 1 BB: 0 P: 4	R: 0 E: 0 K: 1 S: 6	H: 1 LOB: 2 BB: 1 P: 10	R: 0 E: 0 K: 0 S: 2	H: 0 LOB: 0 BB: 1 P: 6	R: 0 E: 0 K: 0 S: 3	H: 0 LOB: 1 BB: 1 P: 7	R: 0 E: 0 K: 1 S: 6	H: 1 LOB: 1 BB: 0 P: 6	R: 1 E: 0 K: 0 S: 5	H: 2 LOB: 3 BB: 2 P: 13	1B: 5 2B: 0 3B: 0 HR: 0	SF: 0 SAC: 0 DP: 1 HBP: 0	WP: 0 PB: 0 SB: 0 CS: 0	PA: 37		
PITCHER Gary Peters, L (1, 1) ERA: 2.3 Ted Wills, L (9, 1) ERA:	IP 8.2	WLS W	BF 36	H 5	R 1	ER 1	SO 6	BB 6	IBB 0	HBP 0	BLK 0	WP 0	HR 0	S 42	P 66	ERA 1.04	WHIP 1.269							
																		AB 31	R 1	H 5	RBI 1	BB 6	SO 6	LOB 17

Washington Senators @ Chicago White Sox
Comiskey Park, Chicago, IL
Sun Apr 18 1965, 4:33 AM EST
Unknown

livebaseballscorecards.com



Batter	1	2	3	4	5	6	7	8	9	AB	R	H	RBI	BB	SO	LOB
Don Buford, S OBP: 0.273, SLG: 0.167 (1, 4)	0-0 F4	4-0 BB		0-3 K		0-0 2B				3	0	1	0	1	1	0
Floyd Robinson, L OBP: 0.333, SLG: 0.350 (1, 9)	0-0 4-3	0-0 F2			0-0 5-3 2B 1B		0-0 G5-4-3 1B			4	1	2	0	0	0	3
John Romano, R OBP: 0.368, SLG: 0.200 (1, 2)	0-3 K		0-0 5-3		0-3 K		0-0 G5-4-3 1-2f			4	0	0	0	0	2	2
Bill Skowron, R OBP: 0.283, SLG: 0.316 Tom McCraw, L OBP: 0.385, SLG: 0.417 (1, 3) (9, 3)		0-0 F8	0-0 WP 1B 1B		0-0 5-3 1-2		0-0 F7			4	1	1	0	0	0	1
Pete Ward, L OBP: 0.400, SLG: 0.333 (1, 5)		0-0 1B 1B	0-0 1-H 1B		4-0 2B WP IBB		0-3 K			3	2	2	1	1	1	0
Danny Cater, R OBP: 0.778, SLG: 0.875 (1, 7)		0-0 1B 2B 1B	0-0 FC4 1B		0-0 WP 2B		0-0 G5-4-3 1B			4	1	4	1	0	0	0
Ron Hansen, R OBP: 0.211, SLG: 0.235 (1, 6)		0-0 2B 1B	0-0 FC4		0-0 F6		0-0 G5-4-3			4	0	1	1	0	0	3
Ken Berry, R OBP: 0.353, SLG: 0.357 (1, 8)		0-0 1-3 3-H 2B		0-0 1-3		4-0 CS BB				2	0	1	1	1	0	0
Gary Peters, L OBP: 0.125, SLG: 0.125 Ted Wills, L (9, 1)	0-0 4-3			0-0 4-3		0-3 K				3	0	0	0	0	1	3

Inning Stats	R: 0	H: 0	E: 0	K: 1	S: 5	LOB: 0	BB: 0	P: 5	R: 2	H: 4	E: 0	K: 0	S: 7	LOB: 3	BB: 1	P: 11	R: 1	H: 3	E: 0	K: 0	S: 5	LOB: 1	BB: 0	P: 5	R: 0	H: 0	E: 0	K: 1	S: 5	LOB: 0	BB: 0	P: 5	R: 2	H: 2	E: 0	K: 1	S: 7	LOB: 1	BB: 1	P: 11	R: 0	H: 1	E: 0	K: 1	S: 4	LOB: 1	BB: 1	P: 8	R: 0	H: 1	E: 0	K: 0	S: 3	LOB: 0	BB: 0	P: 3	R: 0	H: 1	E: 0	K: 1	S: 5	LOB: 0	BB: 0	P: 5
--------------	------	------	------	------	------	--------	-------	------	------	------	------	------	------	--------	-------	-------	------	------	------	------	------	--------	-------	------	------	------	------	------	------	--------	-------	------	------	------	------	------	------	--------	-------	-------	------	------	------	------	------	--------	-------	------	------	------	------	------	------	--------	-------	------	------	------	------	------	------	--------	-------	------


PITCHER	IP	WLS	BF	H	R	ER	SO	BB	IBB	HBP	BLK	WP	HR	S	P	ERA	WHIP
Frank Kreuzer, L ERA: 7.36 (1, 1)	2.2	L	14	6	3	3	1	1	0	0	0	1	0	15	19	10.12	2.625
Dallas Green, R ERA: (3, 1)	1.1		5	1	0	0	1	0	0	0	0	0	0	7	7	0.00	0.750
Jim Hannan, R ERA: 6.0 (5, 1)	3.0		12	4	2	2	2	1	1	0	0	1	0	14	22	6.00	1.667
Nick Willhite, L ERA: (8, 1)	1.0		3	1	0	0	1	0	0	0	0	0	0	5	5	0.00	1.000

BOTTOM

Washington Senators @ Chicago White Sox
Comiskey Park, Chicago, IL

Sun Apr 18 1965, 4:33 AM EST
Unknown

AB	31
R	5
H	12
RBI	4
BB	3
SO	5
LOB	12



1B	2B	3B	HR	SF	SAC	DP	HBP	WP	HR	S	P	ERA	WHIP
9	3	0	0	0	2	0	0	2	0	0	0	0.00	1.000

Batter	1	2	3	4	5	6	7	8	9	AB R H RBI BB SO LOB	TOP	
Don Blasingame, L (1, 4) OBP: 0.286, SLG: 0.400	0-0 1-3		0-0 L6		0-0 F8		0-0 F5		0-0 SH1-4	4 0 0 1 0 0 3		
Ken McMullen, R (1, 5) OBP: 0.280, SLG: 0.286	0-0 G3			0-0 FC1-6 1B	0-0 F8			0-0 F8	4-0 BB IBB	4 0 1 0 1 0 2		
Bob Chance, L (1, 3) Joe Cunningham, L (8, 3) OBP: 0.250, SLG: 0.316	0-0 4-3			0-0 FC1-6 1B		0-0 5-3		0-3 K	4-0 BB BB	4 0 0 0 0 1 1 0 0 0 0 1 0 0		
Frank Howard, R (1, 7) Woodie Held, R (8, PR) OBP: 0.375, SLG: 0.429 OBP: 0.600, SLG: 0.333		4-0 BB K2-6-2		0-0 1-2 1B G4-6-3		0-0 5-3		4-0 WP BB	0-3 K	2 0 1 0 2 0 0 1 0 0 0 0 1 3		
Willie Kirkland, L (1, 9) OBP: 0.250, SLG: 0.389		0-3 K2-6-2		0-0 1-2f G4-6-3		4-0 1B E BB		0-0 1-2 F6		3 1 0 0 1 1 4		
Don Lock, R (1, 8) OBP: 0.208, SLG: 0.273		0-0 5-3			0-0 E5 1B	0-0 E5 1B		4-0 SH5-4 1B WP BB		3 2 1 0 1 0 0		
Doug Camilli, R (1, 2) OBP: 0.600, SLG: 0.600			0-0 SH1-3 1B		0-0 1-2 1B	0-3 K		0-0 WP SH5-4 SH1-4 1B		4 1 3 0 0 1 1		
Ed Brinkman, R (1, 6) OBP: 0.150, SLG: 0.200			0-0 F4		0-0 F8		0-3 K	0-0 SH5-4		3 0 0 0 0 1 3		
Pete Richert, L (1, 1) Joe Horlen, R (1, 1) Eddie Fisher, R (8, 1) Ted Wills, L (9, 1) OBP: 0.500, SLG: 0.500 ERA: 2.08 OBP: 0.667, SLG: 0.500 ERA: 4.5			0-0 SH1-3		0-0 1-2 2-H 1B		0-3 K	4-0 BB SH1-4 BB		2 0 1 1 0 1 0 0 0 0 0 1 0 0 0 0 0 0 0 0 0		
Inning Stats	R: 0 E: 0 K: 0 S: 3 H: 0 LOB: 0 BB: 0 P: 3	R: 0 E: 0 K: 1 S: 4 H: 0 LOB: 0 BB: 1 P: 8	R: 0 E: 0 K: 0 S: 4 H: 1 LOB: 1 BB: 0 P: 4	R: 0 E: 0 K: 0 S: 4 H: 2 LOB: 1 BB: 0 P: 4	R: 1 E: 1 K: 0 S: 6 H: 2 LOB: 2 BB: 0 P: 6	R: 1 E: 1 K: 1 S: 6 H: 1 LOB: 1 BB: 1 P: 10	R: 0 E: 0 K: 2 S: 7 H: 0 LOB: 0 BB: 0 P: 7	R: 0 E: 0 K: 1 S: 5 H: 0 LOB: 2 BB: 1 P: 9	R: 2 E: 0 K: 1 S: 6 H: 1 LOB: 3 BB: 4 P: 22	1B: 7 2B: 1 3B: 0 HR: 0 SF: 0 SAC: 3 DP: 2 HBP: 0	WP: 2 PB: 0 SB: 0 CS: 0 PA: 40	
PITCHER	IP WLS BF H R ER SO BB IBB HBP BLK WP HR S P ERA WHIP											
Joe Horlen, R (1, 1) ERA: 2.08	7.0 L 28 6 2 0 4 2 0 0 0 0 0 0 34 42 0.00 1.143											
Eddie Fisher, R (8, 1) ERA: 4.5	1.1 7 1 2 2 1 2 0 0 0 1 0 7 15 13.50 2.250											
Ted Wills, L (9, 1) ERA:	0.2 5 0 0 0 1 2 1 0 0 1 0 4 16 0.00 3.000											

Washington Senators @ Chicago White Sox
Comiskey Park, Chicago, IL
Sun Apr 18 1965, 4:38 AM EST
Att. 9,316 - Unknown

livebaseballscores.com

AB	30
R	4
H	7
RBI	2
BB	7
SO	6
LOB	17



Batter	1	2	3	4	5	6	7	8	9	AB R H RBI BB SO LOB	BOTTOM
Al Weis, S (1, 4) OBP: 0.500, SLG: 0.500	0-0 1-3			0-0 1B		0-0 1B	0-3 K			4 0 2 0 0 1 2	Washington Senators @ Chicago White Sox Comiskey Park, Chicago, IL Sun Apr 18 1965, 4:38 AM EST Att. 9,316 - Unknown
Floyd Robinson, L (1, 9) OBP: 0.280, SLG: 0.292	0-0 4-3			0-0 F2		0-0 FC1-4-6 1B		0-0 6-3	4 0 0 0 0 0 2		
Danny Cater, R (1, 7) OBP: 0.692, SLG: 0.750	0-0 5-3			0-0 FC4-6 1B		0-0 FC4-6 1B		0-0 E6 1B	4 0 2 0 0 0 0		
Bill Skowron, R (1, 3) OBP: 0.261, SLG: 0.304		0-0 F9		0-0 F3		0-0 FC4-6		0-0 G4-6-3 1B	4 0 1 0 0 0 4		
Tom McCraw, L (8, PR) OBP: 0.385, SLG: 0.417									0 0 0 0 0 0 0		
Pete Ward, L (1, 5) OBP: 0.375, SLG: 0.409		0-0 L5		0-0 FC4-6			0-0 4-3 3B	0-0 G4-6-3	4 1 1 0 0 0 4		
Ron Hansen, R (1, 6) OBP: 0.174, SLG: 0.190		0-0 4-3			0-0 1-3		0-0 4-3		4 0 0 1 0 1 0		
Ken Berry, R (1, 8) OBP: 0.333, SLG: 0.294			4-0 BB	0-3 K		0-3 K		0-0 6-3	3 0 0 0 1 2 0		
Jimmie Schaffer, R (1, 2) OBP: 0.333, SLG: 0.667			0-0 G5-4-3 BB	0-0 K		0-0 2B		4-0 BB	3 0 1 0 0 0 1		
Don Buford, S (7, PR) OBP: 0.273, SLG: 0.167			0-0 G5-4-3	0-0 1-3					0 0 0 0 0 0 0		
Eddie Fisher, R (8, 1)			1-2						0 0 0 0 0 0 0		
Ted Wills, L (9, 1)									0 0 0 0 0 0 0		
Smoky Burgess, L (9, PH) OBP: 0.550, SLG: 0.333									0 0 0 0 1 0 0		
Dave Nicholson, R (9, PR)									0 0 0 0 0 0 0		
Joe Horten, R (1, 1)			0-0 1-3			0-0 4-3			2 0 0 0 0 0 0		
John Romano, R (7, PH) OBP: 0.381, SLG: 0.188								0-0 F9	1 0 0 0 1 0 1		

Inning Stats	R: 0 E: 0 K: 0 S: 3	H: 0 LOB: 0 BB: 0 P: 3	R: 0 E: 0 K: 0 S: 3	H: 0 LOB: 0 BB: 0 P: 3	R: 0 E: 0 K: 0 S: 2	H: 0 LOB: 0 BB: 1 P: 6	R: 0 E: 0 K: 0 S: 5	H: 2 LOB: 2 BB: 0 P: 5	R: 0 E: 0 K: 1 S: 5	H: 0 LOB: 0 BB: 0 P: 5	R: 0 E: 0 K: 0 S: 5	H: 2 LOB: 2 BB: 0 P: 5	R: 0 E: 0 K: 2 S: 9	H: 2 LOB: 2 BB: 1 P: 13	R: 0 E: 1 K: 0 S: 4	H: 1 LOB: 2 BB: 0 P: 4	R: 0 E: 0 K: 1 S: 5	H: 0 LOB: 1 BB: 1 P: 9	1B: 5 2B: 1 3B: 1 HR: 0	SF: 0 SAC: 0 DP: 2 HBP: 0	WP: 0 PB: 0 SB: 0 CS: 0	PA: 36 ERA WHIP	
PITCHER Pete Richert, L (1, 1) ERA: 1.13	8.0	WLS W	32	H 7 R 1	ER 1 SO 3	BB 2 IBB 0 HBP 0 BLK 0	WP 0 HR 0	S 36 P 44	ERA 1.12 WHIP 1.125														
Ron Kline, R (9, 1) ERA:	1.0	S	4	0	0	0	0	0	0	0	0	0	0	0	0	0	0	0	0	0	0	0	0



livebaseballscorecards.com

Batter	1	2	3	4	5	6	7	8	9	AB R H RBI BB SO LOB	TOP	
Don Blasingame, L (1, 4) OBP: 0.320, SLG: 0.500	0-0 4-3 6-3 2B		0-3 K2-3			0-3 K		0-0 1-3 2B		4 1 2 0 0 2 0		
Ken McMullen, R (1, 5) OBP: 0.250, SLG: 0.250 Mike Brumley, L (8, PH) OBP: 0.067, SLG: 0.067 Dallas Green, L (8, 1)	0-0 4-3 2-3			0-0 F4		0-0 1-3		0-0 F7		3 0 0 0 0 0 1 1 0 0 0 0 0 2 0 0 0 0 0 0 0		
Bob Chance, L (1, 3) OBP: 0.292, SLG: 0.478	0-0 6-3			0-0 1B			0-0 HR	0-0 F5		4 1 2 2 0 0 2		
Frank Howard, R (1, 7) OBP: 0.321, SLG: 0.360	0-0 F2			0-3 K		0-3 K			0-0 5-3	4 0 0 0 0 2 1		
Willie Kirkland, L (1, 9) OBP: 0.208, SLG: 0.318		0-0 G1		0-3 K		0-3 K			0-0 F9	4 0 0 0 0 2 1		
Don Lock, R (1, 8) OBP: 0.250, SLG: 0.308		0-0 F3			0-3 K		0-0 1B		0-0 1B	4 0 2 0 0 1 0		
Doug Camilli, R (1, 2) OBP: 0.333, SLG: 0.333		0-0 6-3			0-3 K		0-3 K		0-3 K	4 0 0 0 0 3 2		
Ed Brinkman, R (1, 6) OBP: 0.174, SLG: 0.217			0-3 K		0-0 F9			0-0 2B 1B		3 0 1 0 0 1 0		
Buster Narum, R (1, 1) OBP: 0.333, SLG: 1.333 Steve Ridzik, R (3, 1) Joe Cunningham, L (6, PH) Jim Duckworth, R (6, 1) Jim King, L (8, PH) OBP: 0.500, SLG: 0.333 Don Zimmer, R (8, 5)			0-3 K			0-0 F4		0-0 F5		1 0 0 0 0 0 1 0 0 0 0 0 0 0 0 0 1 0 0 0 0 0 0 0 0 0 0 0 0 0 0 0 1 0 0 0 0 0 0 1 0 0 0 0 0 0 0 0		
Inning Stats	R: 1 H: 1 E: 0 LOB: 0 K: 0 BB: 0 S: 4 P: 4	R: 0 H: 0 E: 0 LOB: 0 K: 0 BB: 0 S: 3 P: 3	R: 0 H: 0 E: 0 LOB: 0 K: 3 BB: 0 S: 9 P: 9	R: 0 H: 1 E: 0 LOB: 1 K: 2 BB: 0 S: 8 P: 8	R: 0 H: 0 E: 0 LOB: 0 K: 2 BB: 0 S: 7 P: 7	R: 0 H: 0 E: 0 LOB: 0 K: 1 BB: 0 S: 5 P: 5	R: 1 H: 2 E: 0 LOB: 1 K: 3 BB: 0 S: 11 P: 11	R: 0 H: 2 E: 0 LOB: 2 K: 0 BB: 0 S: 5 P: 5	R: 0 H: 1 E: 0 LOB: 1 K: 1 BB: 0 S: 6 P: 6	1B: 4 SF: 0 2B: 2 SAC: 0 3B: 0 DP: 0 HR: 1 HBP: 0	WP: 0 PA: 34 PB: 0 SB: 0 CS: 0	
PITCHER Dave Morehead, R (1, 1) ERA: 2.45 Dick Radatz, R (8, 1) ERA: 7.04	IP WLS BF H R ER SO BB IBB HBP BLK WP HR S P ERA WHIP	7.1 W 28 6 2 2 11 0 0 0 0 0 1 50 50 2.46 0.818	1.2 S 6 1 0 0 1 0 0 0 0 0 0 0 8 8 0.00 0.600	PITCHER IP WLS BF H R ER SO BB IBB HBP BLK WP HR S P ERA WHIP								

Washington Senators @ Boston Red Sox
 Fenway Park, Boston, MA
 Tue Apr 20 1965, 3:33 AM EST
 Att. 6,724 - Unknown

livebaseballscores.com

AB 34
 R 2
 H 7
 RBI 2
 BB 0
 SO 12
 LOB 10



Batter	1	2	3	4	5	6	7	8	9	AB	R	H	RBI	BB	SO	LOB
Lenny Green, L OBP: 0.520, SLG: 0.778 (1, 8)	4-0 1B HR BB BB	0-0 1B		0-0 1-3		0-0 F9		0-0 1-3		4	1	1	0	1	0	1
Frank Malzone, R OBP: 0.364, SLG: 0.389 (1, 5)	4-0 1B HR BB 1-2	0-0 5-3		0-0 G3			0-0 SH1-4 2B			3	1	1	0	1	0	1
Carl Yastrzemski, L OBP: 0.500, SLG: 0.688 (1, 7)	0-0 F7		0-0 1B 1B	0-0 G3			4-0 SH1-4 BB			3	1	1	0	1	0	2
Tony Conigliaro, R OBP: 0.571, SLG: 0.889 (1, 9)	0-0 1-2 HR 2-3 1B		0-0 HBP 1B 1-2 1B		0-0 F4		0-0 SH1-4 1-2 2-3			3	1	2	0	0	0	0
Lee Thomas, L OBP: 0.364, SLG: 0.526 (1, 3)	0-0 F5		0-0 F8		0-0 F4		4-0 IBB			3	0	0	0	1	0	5
Felix Mantilla, R OBP: 0.455, SLG: 0.684 (1, 4)	0-0 1-H HR 2-H 3-H		0-0 HBP 1B 1-2 2-H		0-0 F2		0-3 K			4	1	2	5	0	1	3
Bob Tillman, R OBP: 0.227, SLG: 0.200 (1, 2)	0-0 F8		0-0 F7			0-0 4-3	0-3 K			4	0	0	0	0	1	5
Rico Petrocelli, R (1, 6)		0-0 F8	1-0 FC5-4 1-2 2-3 HBP			0-3 K		0-0 F6		3	0	0	0	0	1	0
Dave Morehead, R Dick Radatz, R (1, 1) (8, 1)		0-0 F8	0-0 FC5-4 1-2			4-0 BB		0-0 6-3		2	0	0	0	1	0	3
										1	0	0	0	0	0	0

Inning Stats	R: 4	H: 2	E: 0	K: 0	S: 5	LOB: 0	BB: 2	P: 13	R: 0	H: 1	E: 0	K: 0	S: 4	LOB: 1	BB: 1	P: 4	R: 1	H: 3	E: 0	K: 0	S: 6	LOB: 3	BB: 0	P: 7	R: 0	H: 0	E: 0	K: 0	S: 3	LOB: 0	BB: 0	P: 3	R: 0	H: 0	E: 0	K: 1	S: 5	LOB: 1	BB: 1	P: 9	R: 0	H: 1	E: 0	K: 2	S: 8	LOB: 3	BB: 2	P: 16	R: 0	H: 0	E: 0	K: 0	S: 3	LOB: 0	BB: 0	P: 3	1B: 5	SF: 0	3B: 0	HR: 1	2B: 1	SAC: 1	DP: 0	HBP: 1	WP: 0	PA: 37
--------------	------	------	------	------	------	--------	-------	-------	------	------	------	------	------	--------	-------	------	------	------	------	------	------	--------	-------	------	------	------	------	------	------	--------	-------	------	------	------	------	------	------	--------	-------	------	------	------	------	------	------	--------	-------	-------	------	------	------	------	------	--------	-------	------	-------	-------	-------	-------	-------	--------	-------	--------	-------	--------


PITCHER	IP	WLS	BF	H	R	ER	SO	BB	IBB	HBP	BLK	WP	HR	S	P	ERA	WHIP
Buster Narum, R ERA: 9.0 (1, 1)	2.0	L	12	4	5	5	0	2	0	0	0	0	1	10	18	22.50	3.000
Steve Ridzik, R ERA: 3.0 (3, 1)	3.0		12	2	0	0	0	0	0	1	0	0	0	11	12	0.00	0.667
Jim Duckworth, R ERA: (6, 1)	2.0		10	1	0	0	3	2	1	0	0	0	0	13	25	0.00	1.500
Dallas Green, R ERA: (8, 1)	1.0		3	0	0	0	0	0	0	0	0	0	0	3	3	0.00	0.000

BOTTOM

Washington Senators @ Boston Red Sox
Fenway Park, Boston, MA
 Tue Apr 20 1965, 3:33 AM EST
 Att. 6,724 - Unknown

livebaseballscorecards.com

AB	30
R	5
H	7
RBI	5
BB	5
SO	3
LOB	20



Batter	1	2	3	4	5	6	7	8	9	10	11	AB R H RBI BB SO LOB	TOP																		
Paul Blair, R OBP: 0.185, SLG: 0.370 (1, 8)	0-0 6-3		0-0 5-3			0-0 1B 2B		0-0 F7	0-0 F8			5 1 1 0 0 0 1																			
Luis Aparicio, R OBP: 0.259, SLG: 0.360 (1, 6)	0-0 4-3			0-0 F4		0-0 2H 1B		0-0 6-3		0-0 6-3		5 0 1 1 0 0 0																			
Boog Powell, L OBP: 0.296, SLG: 0.400 (1, 7)	0-0 F5			0-0 F8		0-0 G3		0-0 2B 1B		0-0 6-3		5 0 1 0 0 0 1																			
Brooks Robinson, R OBP: 0.308, SLG: 0.538 (1, 5)		0-0 F8		0-0 6-3			0-0 4-3 1B 2B	0-0 1-3 2B		0-0 1-3		5 1 2 0 0 0 0																			
Norm Siebern, L OBP: 0.348, SLG: 0.500 (1, 3)		4-0 FC6-4 BB			0-0 3-1		0-0 4-3	4-0 BB			0-0 F7	3 0 0 0 2 0 1																			
Curt Blefary, L OBP: 0.400, SLG: 0.933 Jackie Brandt, R OBP: 0.300, SLG: 0.444 (11, PH) (11, 9)		0-3 K			0-0 G4-6-3 1B		0-0 6-3 1B	0-0 6-3			0-0 F9	4 0 2 1 0 1 4 1 0 0 0 0 0 0																			
John Orsino, R OBP: 0.346, SLG: 0.542 (1, 2)		0-0 FC6-4 1-2f			0-0 G4-6-3 1-2f		0-0 6-3 1-2		0-0 F4		0-0 HR	5 1 1 1 0 0 3																			
Jerry Adair, R OBP: 0.304, SLG: 0.200 (1, 4)			0-0 F9			0-0 5-3	4-0 IBB		0-3 K		0-3 K	4 0 0 0 1 2 0																			
Dave McNally, R Dick Hall, R OBP: 1.000, SLG: 2.000 (7, 1)			0-3 K			0-0 4-3		0-0 F8			0-0 2B	3 0 0 0 0 1 2 1 0 1 0 0 0 0																			
Inning Stats	R: 0 E: 0 K: 3 S: 3	H: 0 LOB: 0 BB: 0 P: 3	R: 0 E: 0 K: 1 S: 5	H: 0 LOB: 1 BB: 1 P: 9	R: 0 E: 0 K: 1 S: 5	H: 0 LOB: 0 BB: 0 P: 5	R: 0 E: 0 K: 0 S: 3	H: 0 LOB: 0 BB: 0 P: 3	R: 0 E: 0 K: 0 S: 3	H: 1 LOB: 0 BB: 0 P: 3	R: 1 E: 0 K: 0 S: 5	H: 2 LOB: 1 BB: 0 P: 5	R: 1 E: 0 K: 0 S: 5	H: 2 LOB: 2 BB: 1 P: 9	R: 0 E: 0 K: 0 S: 5	H: 2 LOB: 3 BB: 1 P: 9	R: 0 E: 0 K: 1 S: 6	H: 1 LOB: 1 BB: 0 P: 6	R: 0 E: 0 K: 0 S: 3	H: 0 LOB: 0 BB: 0 P: 3	R: 1 E: 0 K: 1 S: 6	H: 1 LOB: 0 BB: 0 P: 6	1B: 4 2B: 4 3B: 0 HR: 1	SF: 0 SAC: 0 DP: 1 HBP: 0	WP: 0 PB: 0 SB: 0 CS: 0	PA: 44					
PITCHER	IP WLS BF H R ER SO BB IBB HBP BLK WP HR S P ERA WHIP															IP WLS BF H R ER SO BB IBB HBP BLK WP HR S P ERA WHIP															
Bennie Daniels, R ERA: 1.2 (1, 1)	7.0	27	5	2	2	2	1	1	0	0	0	0	0	29	37	2.57	0.857														
Ron Kline, R ERA: (8, 1)	2.0	10	3	0	0	1	1	0	0	0	0	0	0	11	15	0.00	2.000														
Frank Kreutzer, L ERA: 6.35 (10, 1)	2.0	L 7	1	1	1	1	0	0	0	0	0	0	1	9	9	4.50	0.500														

Baltimore Orioles @ Washington Senators
D.C. Stadium, Washington, DC
Wed Apr 21 1965, 6:05 PM EST
Att. 10,537 - Unknown

AB	41
R	3
H	9
RBI	3
BB	3
SO	4
LOB	12



Batter	1	2	3	4	5	6	7	8	9	10	11	AB R H RBI BB SO LOB
Don Blasingame, L (1, 4) OBP: 0.300, SLG: 0.517	0-0 4-3		0-0 6-3		0-0 FC6-2 3B		0-0 F6		0-0 F9			5 0 1 0 0 0 0
Woodie Held, R (1, 9) OBP: 0.500, SLG: 0.286	4-0 1B BB		0-3 K		0-0 FC6-2 3-H		0-0 1B		0-0 5-3			4 0 1 0 1 1 1
Bob Chance, L (1, 3) OBP: 0.276, SLG: 0.429	0-3 K		0-0 1-3		0-3 K		0-0 F8			0-0 1B		5 0 1 0 0 2 3
Frank Howard, R (1, 7) OBP: 0.333, SLG: 0.367	0-0 FC4 1B			0-0 F8		0-0 1-3	0-0 1B			0-0 F7		5 0 2 0 0 0 0
Don Lock, R (1, 8) OBP: 0.273, SLG: 0.276	0-0 FC4 1-2f			4-0 1B BB		4-0 1B SF8 BB	0-0 G3			0-0 F7		3 1 0 0 2 0 4
Ken McMullen, R (1, 5) OBP: 0.281, SLG: 0.259		4-0 1-3 BB		0-0 F9		0-0 1-3 1B		0-0 F4			0-3 K	3 0 1 0 1 0 1
Joe Cunningham, L (11, PH)												1 0 0 0 0 1 0
Joe McCabe, R (1, 2) OBP: 0.556, SLG: 0.500		0-3 K		0-0 1-3 1B		0-0 SF8 3-H		0-0 F2			0-3 K	3 0 1 1 0 1 1
Willie Kirkland, L (11, PH) OBP: 0.200, SLG: 0.304												1 0 0 0 0 1 0
Ed Brinkman, R (1, 6) OBP: 0.148, SLG: 0.185		0-0 1-3		0-0 1-3		0-0 1-3		0-0 F8			0-0 F7	4 0 0 0 0 0 4
Roy Sievers, R (11, PH)												1 0 0 0 0 0 0
Bennie Daniels, L (1, 1) OBP: 0.400, SLG: 0.250		0-0 4-3			0-3 K		0-0 HR		0-0 F8			2 0 0 0 0 1 1
Don Zimmer, R (7, PH) OBP: 0.500, SLG: 2.000												1 1 1 1 0 0 0
Ron Kline, R (8, 1)												0 0 0 0 0 0 0
Jim King, L (9, PH) OBP: 0.400, SLG: 0.250												1 0 0 0 0 0 0
Frank Kreutzer, R (10, 1)												0 0 0 0 0 0 0


Inning Stats	R: 0	H: 1	E: 0	K: 1	S: 6	LOB: 2	BB: 1	P: 10	R: 0	H: 0	E: 0	K: 1	S: 5	LOB: 1	BB: 1	P: 9	R: 0	H: 0	E: 0	K: 1	S: 5	LOB: 0	BB: 0	P: 5	R: 0	H: 1	E: 0	K: 0	S: 4	LOB: 2	BB: 1	P: 8	R: 0	H: 1	E: 0	K: 2	S: 8	LOB: 1	BB: 0	P: 8	R: 1	H: 1	E: 0	K: 0	S: 4	LOB: 1	BB: 1	P: 8	R: 1	H: 3	E: 0	K: 0	S: 6	LOB: 2	BB: 0	P: 6	R: 0	H: 0	E: 0	K: 0	S: 3	LOB: 0	BB: 0	P: 3	R: 0	H: 0	E: 0	K: 0	S: 3	LOB: 0	BB: 0	P: 3	R: 0	H: 1	E: 0	K: 2	S: 7	LOB: 0	BB: 0	P: 7
1B: 6	SF: 1	2B: 0	SAC: 0	3B: 1	DP: 0	HR: 1	HBP: 0	WP: 0	PA: 44																																																																							
PITCHER	IP	WLS	BF	H	R	ER	SO	BB	IBB	HBP	BLK	WP	HR	S	P	ERA	WHIP																																																															
Dave McNally, L (1, 1) ERA: 3.6	6.2		31	7	2	2	5	4	0	0	0	0	1	37	53	2.70	1.650																																																															
Dick Hall, R (7, 1) ERA: 1.93	4.1	W	13	1	0	0	2	0	0	0	0	0	0	17	17	0.00	0.231																																																															

BOTTOM

Baltimore Orioles @ Washington Senators
D.C. Stadium, Washington, DC
Wed Apr 21 1965, 6:05 PM EST
Att. 10,537 - Unknown

livebaseballscorecards.com

AB	39
R	2
H	8
RBI	2
BB	4
SO	7
LOB	15



Baltimore Orioles @ Washington Senators
D.C. Stadium, Washington, DC

Thu Apr 22 1965, 6:05 PM EST
 Att. 6,890 - Unknown

AB	47
R	18
H	20
RBI	17
BB	4
SO	4
LOB	17



Batter	1	2	3	4	5	6	7	8	9	AB	R	H	RBI	BB	SO	LOB	TOP										
Paul Blair, R (1, 8) OBP: 0.242, SLG: 0.394	0-0 L4	0-0 1B 3B 1B		0-0 6-3		0-0 CS FC2-5 1B	0-0 F3	0-0 2B 1B		6	2	3	2	0	0	3											
Luis Aparicio, R (1, 6) OBP: 0.364, SLG: 0.567	4-0 4-3 S HR BB	0-0 1-3 2-H 3B 1B		0-0 E S 1B		0-0 FC2-5 1B		HR		5	3	4	4	1	0	2											
Boog Powell, L (1, 7) OBP: 0.303, SLG: 0.452	0-0 4-3	0-0 1-H PB 3B		0-0 3-1		0-0 CS	0-0 1B 1B	E4 1B		6	3	2	2	0	1	3											
Brooks Robinson, R (1, 5) OBP: 0.313, SLG: 0.594	0-0 HR	0-0 1-3		0-0 6-3		0-0 6-3	0-0 1B 1B	0-0 F9	0-0 6-3	6	2	2	2	0	0	1											
Norm Siebern, L (1, 3) OBP: 0.379, SLG: 0.480	4-0 HR BB	0-0 6-3		0-0 F9		0-0 F9	0-0 F6	0-0 BB 1B 1B	0-0 1B	5	2	2	0	1	0	2											
Curt Blefary, L (1, 9) OBP: 0.361, SLG: 0.905	0-0 1-H HR		0-0 L6	0-0 3-1		0-0 3-1	0-0 WP 1B 1B	0-0 F5	0-0 F8	6	1	2	3	0	0	3											
John Orsino, R (1, 2) OBP: 0.344, SLG: 0.483	0-3 K		0-0 6-3	0-0 F9		0-0 F9	0-0 WP 1B	0-0 1B 1B BB	0-3 K	5	1	1	1	1	2	1											
Jerry Adair, R (1, 4) OBP: 0.321, SLG: 0.208		0-0 F4	0-3 K	0-0 1B HBP		1-0 1B 1B	0-0 F8	0-0 1B 1B		4	2	1	2	0	1	2											
Wally Bunker, R (1, 1) OBP: 0.333, SLG: 0.333		0-0 1B 1B		0-0 5-3		0-0 1B FC2-5 1B	0-0 BB	0-0 2B 1B		2	1	1	0	0	0	0											
Davey Johnson, R (6, PH) OBP: 0.333, SLG: 0.333										1	0	1	0	0	0	0											
Jim Palmer, R (6, 1) OBP: 1.000, SLG: 1.000										1	1	1	1	1	0	0											
Inning Stats	R: 4 E: 0 K: 1 S: 7	H: 2 LOB: 0 BB: 2 P: 15	R: 4 E: 0 K: 0 S: 7	H: 4 LOB: 0 BB: 0 P: 7	R: 0 E: 0 K: 1 S: 5	H: 0 LOB: 0 BB: 0 P: 5	R: 0 E: 0 K: 0 S: 4	H: 1 LOB: 1 BB: 0 P: 4	R: 0 E: 0 K: 0 S: 3	H: 0 LOB: 0 BB: 0 P: 3	R: 1 E: 0 K: 0 S: 4	H: 2 LOB: 1 BB: 0 P: 5	R: 2 E: 0 K: 0 S: 7	H: 4 LOB: 3 BB: 1 P: 11	R: 7 E: 1 K: 1 S: 12	H: 6 LOB: 1 BB: 1 P: 16	R: 0 E: 0 K: 1 S: 6	H: 1 LOB: 1 BB: 0 P: 6	1B: 15 2B: 1 3B: 1 HR: 3	SF: 0 SAC: 0 DP: 0 HBP: 1	WP: 1 PB: 1 SB: 2 CS: 1	PA: 53					
PITCHER	IP	WLS	BF	H	R	ER	SO	BB	IBB	HBP	BLK	WP	HR	S	P	ERA	WHIP										
Phil Ortega, R (1, 1) ERA: 7.2	1.1	L	10	4	6	6	1	2	0	0	0	0	2	10	18	40.50	4.500										
Dallas Green, R (2, 1) ERA: 1.5	3.2		14	3	2	1	1	0	0	0	0	0	0	16	16	2.46	0.818										
Jim Hannan, R (6, 1) ERA: 10.38	1.1		9	5	3	3	0	0	0	1	0	0	0	8	9	20.25	3.750										
Jim Duckworth, R (7, 1) ERA:	0.2		4	1	0	0	0	1	0	0	0	1	0	3	7	0.00	3.000										
Nick Willhite, L (8, 1) ERA: 5.4	0.2		10	6	7	1	0	1	0	0	0	0	1	9	13	13.50	10.500										
PITCHER	IP	WLS	BF	H	R	ER	SO	BB	IBB	HBP	BLK	WP	HR	S	P	ERA	WHIP										
Mike McCormick, L (8, 1) ERA: 3.38	1.1		5	1	0	0	2	0	0	0	0	0	0	9	9	0.00	0.750										

Chicago White Sox @ Washington Senators
 D.C. Stadium, Washington, DC

Fri Apr 23 1965, 6:05 PM EST
 Att. 5,119 - Unknown

livebaseballscorecards.com

AB	35
R	5
H	9
RBI	5
BB	4
SO	7
LOB	17



WP:	0	PA:	41
PB:	0		
SB:	1		
CS:	1		

AB R H RBI BB SO LOB

4	1	1	2	1	0	0
4	0	0	0	0	1	1
5	1	2	1	0	1	2
4	1	3	0	0	0	0
0	0	0	0	0	0	0
4	0	0	0	1	1	4
3	1	0	0	1	1	3
4	0	1	1	0	0	3
1	0	0	0	1	0	0
2	1	2	0	0	0	0
1	0	0	1	0	0	1
0	0	0	0	0	0	0
1	0	0	0	0	1	1

Batter	1	2	3	4	5	6	7	8	9
Danny Cater, R (1, 7) OBP: 0.560, SLG: 0.826	0-0 F9		0-0 5-3		0-0 L1	0-0 HR		4-0 BB	
Floyd Robinson, L (1, 9) OBP: 0.256, SLG: 0.243	0-0 4-3		0-0 E5		0-0 1-4-3	1-0 HBP		0-3 K	
John Romano, R (1, 2) OBP: 0.344, SLG: 0.333	0-0 HR		0-0 F4		0-0 1B	0-3 K		0-0 F7	
Bill Skowron, R (1, 3) OBP: 0.324, SLG: 0.528 Tom McCraw, L (9, 3) OBP: 0.313, SLG: 0.333	1-0 HBP			0-0 2B	0-0 1B		0-0 1B	0-0 F2	
Pete Ward, L (1, 5) OBP: 0.395, SLG: 0.364	0-0 F8			0-3 K	0-0 F6		4-0 BB	0-0 4-3	
Ron Hansen, R (1, 6) OBP: 0.229, SLG: 0.194		0-0 F9		0-0 F5		4-0 BB	0-3 K		
Ken Berry, R (1, 8) OBP: 0.364, SLG: 0.464		0-0 5-3		0-0 2B		0-0 F1	0-0 G6-4-3		
Al Weis, S (1, 4) OBP: 0.250, SLG: 0.182 Don Buford, S (4, PR) OBP: 0.308, SLG: 0.227		0-0 1-3		4-0 IBB		0-0 HR		0-0 CS	
Juan Pizarro, L (1, 1) Bob Locker, S (2, 1) Smoky Burgess, L (6, PH) OBP: 0.333, SLG: 0.200 Ted Wills, L (6, 1) Eddie Fisher, R (6, 1)			0-3 K	0-3 K		0-0 G3		0-3 K	

Inning Stats	R: 1	H: 1	E: 0	K: 0	S: 4	P: 5	R: 0	H: 0	E: 0	K: 0	S: 3	P: 3	R: 0	H: 0	E: 1	K: 1	S: 6	R: 1	H: 2	E: 0	K: 2	S: 9	P: 13	R: 0	H: 2	E: 0	K: 0	S: 5	P: 5	R: 3	H: 2	E: 0	K: 1	S: 7	P: 12	R: 0	H: 1	E: 0	K: 1	S: 5	P: 9	R: 0	H: 1	E: 0	K: 2	S: 7	P: 11	R: 0	H: 0	E: 0	K: 0	S: 3	P: 3
--------------	------	------	------	------	------	------	------	------	------	------	------	------	------	------	------	------	------	------	------	------	------	------	-------	------	------	------	------	------	------	------	------	------	------	------	-------	------	------	------	------	------	------	------	------	------	------	------	-------	------	------	------	------	------	------

PITCHER	IP	WLS	BF	H	R	ER	SO	BB	IBB	HBP	BLK	WP	HR	S	P	ERA	WHIP
Pete Richert, L (1, 1) ERA: 2.08	5.0		23	5	2	2	3	0	1	1	0	0	1	27	32	3.60	1.000
Steve Ridzik, R (6, 1) ERA: 6.43	1.0	L	7	2	3	3	1	1	0	1	0	0	1	7	12	27.00	3.000
Frank Kreutzer, L (7, 1) ERA: 4.7	2.0		8	2	0	0	3	2	0	0	0	0	0	12	20	0.00	2.000
Ron Kline, R (9, 1) ERA:	1.0		3	0	0	0	0	0	0	0	0	0	0	3	3	0.00	0.000

1B:	5	SF:	0
2B:	2	SAC:	0
3B:	0	DP:	1
HR:	2	HBP:	2

Batter	1	2	3	4	5	6	7	8	9	AB	R	H	RBI	BB	SO	LOB
Don Blasingame, L (1, 4) OBP: 0.333, SLG: 0.472	1-0 G1-4-3 HBP		0-0 G1		4-0 BB IBB		0-0 FC6-4 1B	0-0 F4		3	0	1	0	1	0	1
Ken McMullen, R (1, 5) OBP: 0.268, SLG: 0.265	0-0 F6		0-0 1-3		0-0 SF8		0-3 K		4-0 FC4-6 BB	3	0	0	1	1	1	2
Woodie Held, R (1, 9) OBP: 0.467, SLG: 0.273	0-0 G1-4-3 1-2f		0-0 4-3		4-0 1-2 BB		0-0 FC6-4 1B		0-3 K	4	0	1	0	1	1	2
Frank Howard, R (1, 7) OBP: 0.310, SLG: 0.368		4-0 BB FC6-4 BB		0-0 6-3		0-3 K		0-0 FC6-4 BB	0-0 F4	4	1	0	0	1	1	6
Roy Sievers, R (1, 3) Joe Cunningham, L (6, 3)		4-0 FC6-4 1-2 5-3 BB		0-3 K		4-0 1B BB		4-0 FC6-4 BB	0-0 FC4-6	1	1	0	0	1	1	0
Don Lock, R (1, 8) OBP: 0.293, SLG: 0.235		4-0 FC6-4 1-2 2-3 BB		0-3 K		0-3 K		0-0 FC6-4		3	0	0	0	1	2	4
Joe McCabe, R (1, 2) OBP: 0.455, SLG: 0.375		0-0 FC6-4 5-3		0-3 K		0-3 K		0-0 F3		2	0	0	1	0	1	2
Bob Chance, L (6, PH) OBP: 0.265, SLG: 0.394		1-2f 2-3 3-H		0-0 K		0-0 K		0-0 F9		1	0	0	0	0	1	1
Frank Kreutzer, R (7, 1)		0-0 5-3		0-0 K		0-0 K		0-0 F9		0	0	0	0	0	0	0
Jim King, L (8, PH) OBP: 0.200, SLG: 0.111		1-2f 2-3 3-H		0-0 K		0-0 K		0-0 F9		1	0	0	0	0	0	0
Ron Kline, R (9, 1)		0-0 5-3		0-0 K		0-0 K		0-0 F9		0	0	0	0	0	0	0
Ed Brinkman, R (1, 6) OBP: 0.206, SLG: 0.235		0-0 5-3		0-0 K		0-0 K		0-0 F9		4	1	2	1	0	0	1
Pete Richert, L (1, 1) OBP: 0.333, SLG: 0.333		0-0 5-3		0-0 K		0-0 K		0-0 F9		1	0	0	0	0	0	1
Willie Kirkland, L (5, PH) OBP: 0.222, SLG: 0.360		0-0 5-3		0-0 K		0-0 K		0-0 F9		1	0	1	0	0	0	0
Steve Ridzik, R (6, 1)		0-0 5-3		0-0 K		0-0 K		0-0 F9		0	0	0	0	0	0	0
Mike Brumley, L (6, PH) OBP: 0.118, SLG: 0.118		0-0 5-3		0-0 K		0-0 K		0-0 F9		2	0	1	0	0	0	2

Inning Stats	R: 0	H: 0	E: 0	K: 0	S: 2	LOB: 0	BB: 0	P: 3	R: 2	H: 0	E: 0	K: 0	S: 3	LOB: 1	BB: 3	P: 15	R: 0	H: 0	E: 0	K: 0	S: 3	LOB: 0	BB: 0	P: 3	R: 0	H: 0	E: 0	K: 2	S: 7	LOB: 0	BB: 0	P: 7	R: 1	H: 2	E: 0	K: 2	S: 9	LOB: 3	BB: 2	P: 17	R: 0	H: 1	E: 0	K: 2	S: 8	LOB: 2	BB: 1	P: 12	R: 0	H: 2	E: 0	K: 1	S: 7	LOB: 3	BB: 1	P: 11	R: 0	H: 1	E: 0	K: 0	S: 4	LOB: 1	BB: 0	P: 4	R: 0	H: 0	E: 0	K: 1	S: 5	LOB: 1	BB: 1	P: 9	1B: 5	SF: 1	2B: 1	SAC: 0	3B: 0	DP: 1	HR: 0	HBP: 1	WP: 0	PA: 41
--------------	------	------	------	------	------	--------	-------	------	------	------	------	------	------	--------	-------	-------	------	------	------	------	------	--------	-------	------	------	------	------	------	------	--------	-------	------	------	------	------	------	------	--------	-------	-------	------	------	------	------	------	--------	-------	-------	------	------	------	------	------	--------	-------	-------	------	------	------	------	------	--------	-------	------	------	------	------	------	------	--------	-------	------	-------	-------	-------	--------	-------	-------	-------	--------	-------	--------

PITCHER	IP	WLS	BF	H	R	ER	SO	BB	IBB	HBP	BLK	WP	HR	S	P	ERA	WHIP
Juan Pizarro, L (1, 1) ERA: 18.0	1.0		6	0	2	2	0	3	0	1	0	0	0	2	15	18.00	3.000
Bob Locker, R (2, 1) ERA: 6.0	4.0	W	16	2	1	1	4	1	1	0	0	0	0	22	30	2.25	0.750
Ted Wills, L (6, 1) ERA:	0.0		1	0	0	0	0	1	0	0	0	0	0	4	4	∞	∞
Eddie Fisher, R (6, 1) ERA: 1.69	4.0	S	18	4	0	0	4	2	0	0	0	0	0	24	32	0.00	1.500

BOTTOM

Chicago White Sox @ Washington Senators
D.C. Stadium, Washington, DC

Fri Apr 23 1965, 6:05 PM EST
Att: 5,119 - Unknown

AB	31
R	3
H	6
RBI	3
BB	8
SO	8
LOB	23



livebaseballscorecards.com

Batter	1	2	3	4	5	6	7	8	9	AB R H RBI BB SO LOB	TOP											
Danny Cater, R (1, 7) OBP: 0.500, SLG: 0.714	0-0 F8		0-3 K		0-0 F4		0-0 1B HR 1B	0-3 K		5 1 1 0 0 2 3	Chicago White Sox @ Washington Senators D.C. Stadium, Washington, DC Sat Apr 24 1965, 3:33 AM EST Att. 2,447 - Unknown											
Don Buford, S (1, 4) Smoky Burgess, L (7, PH) Al Weis, S (7, PR) OBP: 0.276, SLG: 0.200 OBP: 0.429, SLG: 0.333 OBP: 0.231, SLG: 0.167	0-0 G3		0-0 F7		0-0 1-3		0-0 1-3 HR 1B	0-0 G3		3 0 0 0 0 0 1 1 0 1 1 0 0 0 1 1 0 0 0 0 2												
Floyd Robinson, L (1, 9) OBP: 0.341, SLG: 0.359	4-0 BB		4-0 BB		0-0 G3-6 1B		0-0 1-H HR 3-H	4-0 2-3 BB		2 1 2 3 3 0 0												
Pete Ward, L (1, 5) OBP: 0.372, SLG: 0.368	0-0 F6		0-0 4-3		0-0 G3-6 1-2f		0-0 F9 2B	0-0 F8		5 0 1 0 0 0 5												
Bill Skowron, R (1, 3) OBP: 0.310, SLG: 0.512		0-0 6-3		0-0 F2		0-0 2B	0-0 F9		0-0 1-3	5 0 1 0 0 0 2												
John Romano, R (1, 2) Hoyt Wilhelm, R (7, 1) OBP: 0.361, SLG: 0.310		0-3 K		4-0 G5-4-3 BB		0-0 F3	4-0 BB		0-0 4-3	2 0 0 0 2 1 1 1 0 0 0 0 0 0												
Ron Hansen, R (1, 6) OBP: 0.225, SLG: 0.194		0-0 E 1B		0-0 G5-4-3 1-2f			F3 F9		0-0 F6	5 0 1 0 0 0 3												
Ken Berry, R (1, 8) Tom McCraw, L (7, PH) OBP: 0.371, SLG: 0.448 OBP: 0.389, SLG: 0.375		4-0 1-2 BB		0-0 6-3			0-0 2B 1B	4-0 G3 1B BLK BB		1 0 0 0 1 0 0 1 2 1 0 1 0 0												
Bruce Howard, S (1, 1) J.C. Martin, L (7, PH) OBP: 0.500, SLG: 0.667		0-3 K		4-0 BB			0-0 1B 1B 2B	0-0 1-2 BLK G3 1B		1 0 0 0 1 1 2 2 1 2 1 0 0 0												
Inning Stats	R: 0 E: 0 K: 0 S: 3	H: 0 LOB: 1 BB: 1 P: 7	R: 0 E: 1 K: 2 S: 8	H: 1 LOB: 2 BB: 1 P: 12	R: 0 E: 0 K: 1 S: 5	H: 0 LOB: 1 BB: 1 P: 9	R: 0 E: 0 K: 0 S: 2	H: 0 LOB: 0 BB: 1 P: 6	R: 0 E: 0 K: 0 S: 3	H: 0 LOB: 1 BB: 1 P: 7		R: 0 E: 0 K: 0 S: 4	H: 2 LOB: 1 BB: 0 P: 4	R: 5 E: 0 K: 0 S: 9	H: 6 LOB: 2 BB: 1 P: 13	R: 1 E: 0 K: 1 S: 6	H: 1 LOB: 2 BB: 2 P: 14	R: 0 E: 0 K: 0 S: 3	H: 0 LOB: 0 BB: 0 P: 3	1B: 6 2B: 3 3B: 0 HR: 1	SF: 0 SAC: 0 DP: 2 HBP: 0	WP: 0 PB: 0 SB: 0 CS: 0
PITCHER	IP WLS BF H R ER SO BB IBB HBP BLK WP HR S P ERA WHIP											PITCHER	IP WLS BF H R ER SO BB IBB HBP BLK WP HR S P ERA WHIP									
Buster Narum, R (1, 1) ERA: 7.63	6.1 L 29 7 4 4 3 5 0 0 0 0 0 30 50 5.68 1.895																					
Ron Kline, R (7, 1) ERA: 1.29	0.2 5 2 1 1 0 1 0 0 0 0 0 1 4 8 13.50 4.500																					
Dallas Green, R (8, 1) ERA: 2.7	0.2 5 1 1 1 1 2 0 0 1 0 0 0 5 13 13.50 4.500																					
Nick Willhite, L (8, 1) ERA: 3.0	1.1 4 0 0 0 0 0 0 0 0 0 0 0 4 4 0.00 0.000																					

livebaseballscores.com

AB	35
R	6
H	10
RBI	5
BB	8
SO	4
LOB	19



Batter	1	2	3	4	5	6	7	8	9	AB	R	H	RBI	BB	SO	LOB
Don Blasingame, L (1, 4) OBP: 0.326, SLG: 0.450	0-0 F9			0-0 FC6-4 1B	0-0 5-3			0-0 F9		4	0	1	0	0	0	0
Ken McMullen, R (1, 5) OBP: 0.244, SLG: 0.237	0-3 K			0-0 FC6-4 6-3 HBP E		0-0 F3		0-0 6-3		4	1	0	0	0	1	1
Jim King, L (1, 9) OBP: 0.214, SLG: 0.083	0-3 K			1-0 6-3 1-2 HBP E		0-0 G3		0-0 3-1		3	1	0	0	0	1	0
Frank Howard, R (1, 7) OBP: 0.283, SLG: 0.333		0-3 K		0-0 6-3 1-2 2-3		0-3 K		0-3 K		4	0	0	0	0	3	2
Bob Chance, L (1, 3) OBP: 0.342, SLG: 0.444		0-0 G6-4-3 1B		4-0 E IBB		0-0 PB 1B		0-0 K		3	0	3	0	1	0	0
Don Lock, R (1, 8) OBP: 0.267, SLG: 0.211		0-0 G6-4-3 1-2f		0-0 E5 1-2 2-H 3-H		0-0 6-3 1-3		0-0 5-3		4	0	0	0	0	0	3
Mike Brumley, L (1, 2) OBP: 0.100, SLG: 0.100			0-0 4-3	0-3 K		0-3 K				3	0	0	0	0	2	3
Ed Brinkman, R (1, 6) OBP: 0.216, SLG: 0.222			0-0 F9		0-0 4-3		4-0 BB			2	0	0	0	1	0	0
Buster Narum, R (1, 1) OBP: 0.200, SLG: 0.800			0-3 K		0-0 F7		0-0 F2			2	0	0	0	0	1	0
Ron Kline, R (7, 1)										0	0	0	0	0	0	0
Willie Kirkland, L (7, PH) OBP: 0.214, SLG: 0.346										1	0	0	0	0	0	2
Dallas Green, L (8, 1)										0	0	0	0	0	0	0
Nick Willhite, L (8, 1)										0	0	0	0	0	0	0

Inning Stats	R: 0	H: 0	E: 0	K: 2	S: 7	R: 0	H: 1	E: 0	K: 1	S: 5	R: 0	H: 0	E: 0	K: 1	S: 5	R: 2	H: 1	E: 1	K: 1	S: 7	R: 0	H: 0	E: 0	K: 0	S: 3	R: 0	H: 0	E: 0	K: 1	S: 5	R: 0	H: 1	E: 0	K: 0	S: 6	R: 0	H: 0	E: 0	K: 0	S: 3	R: 0	H: 0	E: 0	K: 1	S: 5	R: 0	H: 1	E: 0	K: 1	S: 5	1B: 4	2B: 0	3B: 0	HR: 0	SF: 0	SAC: 0	DP: 1	HBP: 1	WP: 0	PB: 2	SB: 0	CS: 0	PA: 33
PITCHER	IP	WLS	BF	H	R	ER	SO	BB	IBB	HBP	BLK	WP	HR	S	P	ERA	WHIP																																														
Bruce Howard, R (1, 1) ERA: 0.6	6.0	W	22	2	2	0	6	0	1	1	0	0	0	32	37	0.00	0.333																																														
Hoyt Wilhelm, R (7, 1) ERA: 6.0	3.0	S	11	2	0	0	2	1	0	0	0	0	0	14	18	0.00	1.000																																														

BOTTOM

Chicago White Sox @ Washington Senators
D.C. Stadium, Washington, DC
Sat Apr 24 1965, 3:33 AM EST
Att. 2,447 - Unknown

livebaseballscorecards.com

AB	30
R	2
H	4
RBI	0
BB	2
SO	8
LOB	11



Batter	1	2	3	4	5	6	7	8	9	AB R H RBI BB SO LOB	TOP		
Don Lock, R OBP: 0.280, SLG: 0.233 (1, 8) X	0-0 HR 1B	0-3 K2-5-2 2-3f			0-3 K		0-3 K		0-0 SH3-4 1B	5 1 2 0 0 3 3			
Don Blasingame, L OBP: 0.298, SLG: 0.409 (1, 4) X	0-0 F8		0-0 4-3		0-0 F8		0-0 F7		0-0 SH3-4 1-2	4 0 0 0 0 0 2			
Woodie Held, R OBP: 0.550, SLG: 0.429 (1, 9) X (8, 7)	0-0 HR 1B		0-0 2-3 2B		1-0 1B HBP			4-0 1B FC BB	0-0 L5	3 2 2 0 1 0 1			
Frank Howard, R OBP: 0.320, SLG: 0.435 Ken McMullen, R OBP: 0.239, SLG: 0.231 (1, 7) X (8, 5)	0-0 HR 1-1 2-1		0-0 2-3		0-0 1B 1-2 2-1			0-0 FC6-4 FC 1-3 1B	0-0 5-3	4 1 3 4 0 0 1 1 0 0 0 0 0 1			
Roy Sievers, R Joe Cunningham, L (1, 3) X (7, 3)	0-0 5-3		0-0 6-3		0-0 F2			0-0 F7		3 0 0 0 0 0 3 1 0 0 0 0 0 2			
Don Zimmer, R OBP: 0.167, SLG: 0.667 Jim King, L OBP: 0.200, SLG: 0.077 (1, 5) S (8, PH) S (8, 9)	0-3 K			0-0 F7		0-3 K		0-0 FC FC6-4 1-2 3-1		3 0 0 0 0 2 0 1 0 0 1 0 0 1			
Joe McCabe, R OBP: 0.333, SLG: 0.250 (1, 2)		0-3 K		0-3 K		0-0 F9		0-0 FC6-4 E 1-2f 2-3		4 0 0 0 0 2 2			
Ed Brinkman, R OBP: 0.220, SLG: 0.225 (1, 6)		0-0 K2-5-2 SH 1B		0-0 1-3		0-0 F8		0-0 E1 1-2		4 0 1 0 0 0 2			
Bennie Daniels, L OBP: 0.500, SLG: 0.250 Steve Ridzik, R (1, 1) (5, 1)		0-0 SH 1-2			4-0 1B HBP BB		0-0 F9	0-0 F9		0 1 0 0 1 0 0 2 0 0 0 0 0 3			
Inning Stats	R: 3 E: 0 K: 1 S: 8 H: 3 LOB: 0 BB: 0 P: 8	R: 0 E: 0 K: 2 S: 8 H: 1 LOB: 2 BB: 0 P: 8	R: 0 E: 0 K: 0 S: 4 H: 1 LOB: 1 BB: 0 P: 4	R: 0 E: 0 K: 1 S: 5 H: 0 LOB: 0 BB: 0 P: 5	R: 1 E: 0 K: 1 S: 6 H: 1 LOB: 2 BB: 1 P: 11	R: 0 E: 0 K: 1 S: 5 H: 0 LOB: 0 BB: 0 P: 5	R: 0 E: 0 K: 1 S: 5 H: 0 LOB: 0 BB: 0 P: 5	R: 1 E: 1 K: 0 S: 6 H: 1 LOB: 3 BB: 1 P: 10	R: 0 E: 0 K: 0 S: 4 H: 1 LOB: 1 BB: 0 P: 4	1B: 6 2B: 2 3B: 0 HR: 1 SF: 0 SAC: 2 DP: 1 HBP: 1	WP: 0 PB: 0 SB: 0 CS: 0 PA: 40		
PITCHER	IP WLS BF H R ER SO BB IBB HBP BLK WP HR S P ERA WHIP											PITCHER	IP WLS BF H R ER SO BB IBB HBP BLK WP HR S P ERA WHIP
Dave McNally, L ERA: 4.8 (1, 1)	5.0 L 23 6 4 4 5 1 0 1 0 0 0 1 31 36 7.20 1.400												
Jim Palmer, R ERA: 3.12 (6, 1)	2.0 6 0 0 0 2 0 0 0 0 0 0 0 10 10 0.00 0.000												
Ken Rowe, R ERA: 1.86 (8, 1)	2.0 11 2 1 1 0 1 0 0 0 0 0 0 10 14 4.50 1.500												

Washington Senators @ Baltimore Orioles
 Memorial Stadium, Baltimore, MD
 Tue Apr 27 1965, 7:05 PM EDT
 Att. 3,571 - Unknown

AB	35
R	5
H	8
RBI	5
BB	2
SO	7
LOB	21



Batter	1	2	3	4	5	6	7	8	9	AB	R	H	RBI	BB	SO	LOB
Paul Blair, R OBP: 0.234, SLG: 0.333 (1, 8)	0-0 SH1-3 4-3 2B		0-0 6-3		0-0 F3		0-0 FC6-4 1-2f			4	1	1	0	0	0	4
Luis Aparicio, R OBP: 0.348, SLG: 0.488 (1, 6)	0-0 SH1-3 2-3		0-0 5-3		0-0 F9			0-0 WP 4-3 1B		3	0	1	0	0	0	3
Boog Powell, L OBP: 0.261, SLG: 0.372 (1, 7)	0-0 4-3			0-0 3-1	0-0 F8			0-0 4-3 1-2		4	0	0	1	0	0	4
Brooks Robinson, R OBP: 0.222, SLG: 0.422 (1, 5)	0-0 5-3			0-0 5-3		0-0 F9		0-0 5-3		4	0	0	0	0	0	1
Norm Siebern, L OBP: 0.333, SLG: 0.361 (1, 3)		0-0 G3		0-0 F8		0-3 K		0-0 F8 2-3		4	0	0	0	0	1	1
Curt Blefary, L OBP: 0.364, SLG: 0.667 (1, 9)		0-0 4-3			4-0 1B 1B 1B BB	0-0 F3		0-0 L9		3	1	0	0	1	0	0
John Orsino, R OBP: 0.364, SLG: 0.500 (1, 2)		4-0 BB			0-0 1B 1B 1B		4-0 FC6-4 BB		0-0 F7	2	0	1	0	2	0	0
Jerry Adair, R OBP: 0.325, SLG: 0.257 (1, 4)		0-0 F3			0-0 1B 1B		0-0 F9		0-0 F8	4	0	1	0	0	0	2
Dave McNally, R (1, 1)			0-3 K		0-0 1B		0-0 FC6-4			1	0	0	0	0	1	0
Charlie Lau, L (5, PH)							1-2 2-3 3-H			1	0	1	1	0	0	0
Jim Palmer, R (6, 1)										0	0	0	0	0	0	0
Russ Snyder, L (7, PH)										1	0	0	0	0	0	1
Ken Rowe, R (8, 1)										0	0	0	0	0	0	0

Inning Stats	R: 1	H: 1	E: 0	K: 0	S: 4	LOB: 0	BB: 0	P: 4	R: 0	H: 0	E: 0	K: 0	S: 3	LOB: 1	BB: 1	P: 7	R: 0	H: 0	E: 0	K: 1	S: 5	LOB: 0	BB: 0	P: 5	R: 0	H: 0	E: 0	K: 0	S: 3	LOB: 0	BB: 0	P: 3	R: 1	H: 3	E: 0	K: 0	S: 6	LOB: 3	BB: 1	P: 10	R: 0	H: 0	E: 0	K: 1	S: 5	LOB: 0	BB: 0	P: 5	R: 0	H: 0	E: 0	K: 0	S: 3	LOB: 1	BB: 1	P: 7	R: 0	H: 1	E: 0	K: 0	S: 4	LOB: 1	BB: 0	P: 4	R: 0	H: 0	E: 0	K: 0	S: 3	LOB: 0	BB: 0	P: 3	1B: 4	SF: 0	2B: 1	3B: 0	HR: 0	SAC: 1	DP: 0	HBP: 0	WP: 1	PA: 35
PITCHER	IP	WLS	BF	H	R	ER	SO	BB	IBB	HBP	BLK	WP	HR	S	P	ERA	WHIP																																																																	
Bennie Daniels, R (1, 1)	4.0		18	4	2	2	1	2	0	0	0	0	0	18	26	4.50	1.500																																																																	
Steve Ridzik, R (5, 1)	5.0	W	17	1	0	0	1	1	0	0	0	1	0	18	22	0.00	0.400																																																																	


BOTTOM

Washington Senators @ Baltimore Orioles
 Memorial Stadium, Baltimore, MD
 Tue Apr 27 1965, 7:05 PM EDT
 Att. 3,571 - Unknown

livebaseballscores.com

AB	31
R	2
H	5
RBI	2
BB	3
SO	2
LOB	16



Batter	1	2	3	4	5	6	7	8	9	AB R H RBI BB SO LOB	TOP														
Paul Blair, R (1, 8) OBP: 0.216, SLG: 0.306	0-3 K			0-0 F8	0-0 6-3		0-0 5-3			4 0 0 0 0 1 1	<p>Baltimore Orioles @ Washington Senators D.C. Stadium, Washington, DC</p> <p>Wed Apr 28 1965, 7:05 PM EDT Att. 3,717 - Unknown</p> <p>livebaseballscorecards.com</p> <table border="1"> <tr><td>AB</td><td>32</td></tr> <tr><td>R</td><td>6</td></tr> <tr><td>H</td><td>6</td></tr> <tr><td>RBI</td><td>6</td></tr> <tr><td>BB</td><td>2</td></tr> <tr><td>SO</td><td>6</td></tr> <tr><td>LOB</td><td>2</td></tr> </table> 	AB	32	R	6	H	6	RBI	6	BB	2	SO	6	LOB	2
AB	32																								
R	6																								
H	6																								
RBI	6																								
BB	2																								
SO	6																								
LOB	2																								
Luis Aparicio, R (1, 6) OBP: 0.320, SLG: 0.447	0-0 F8			0-0 6-3		0-0 6-3		0-0 F6		4 0 0 0 0 0 0															
Boog Powell, L (1, 7) Russ Snyder, L (8, 9) OBP: 0.260, SLG: 0.383	0-0 1-3			0-3 K		0-0 HR 2B		0-3 K		4 1 1 0 0 2 0 0 0 0 0 0 0 0															
Brooks Robinson, R (1, 5) OBP: 0.245, SLG: 0.417		0-0 G1-4-3 1B			0-0 6-3	4-0 HR IBB		0-0 F9		3 1 1 0 1 0 0															
John Orsino, R (1, 2) OBP: 0.354, SLG: 0.548		0-0 G1-4-3 1-2f			0-3 K	0-0 HR 1-H 2-H		0-0 F9		4 1 1 3 0 1 1															
Jackie Brandt, R (1, 9) OBP: 0.333, SLG: 0.857		0-0 5-3			0-0 HR	0-0 F3		0-0 F9		4 1 1 1 0 0 0															
Norm Siebern, L (1, 3) OBP: 0.326, SLG: 0.333			0-0 1-5-3		4-0 HR BB	0-0 1-3		0-3 K		3 1 0 0 1 1 0															
Jerry Adair, R (1, 4) OBP: 0.326, SLG: 0.342			0-0 F4		0-0 HR 1-H		0-0 5-3			3 1 1 2 0 0 0															
Robin Roberts, S (1, 1) OBP: 0.375, SLG: 0.625			0-0 L1		0-0 2B		0-3 K			3 0 1 0 0 1 0															
Inning Stats	R: 0 E: 0 K: 1 S: 5	H: 0 LOB: 0 BB: 0 P: 5	R: 0 E: 0 K: 0 S: 3	H: 1 LOB: 0 BB: 0 P: 3	R: 0 E: 0 K: 0 S: 3	H: 0 LOB: 0 BB: 0 P: 3	R: 0 E: 0 K: 1 S: 5	H: 0 LOB: 0 BB: 0 P: 5	R: 3 E: 0 K: 1 S: 8	H: 3 LOB: 1 BB: 1 P: 12	R: 3 E: 0 K: 0 S: 5	H: 2 LOB: 0 BB: 1 P: 9	R: 0 E: 0 K: 1 S: 5	H: 0 LOB: 0 BB: 0 P: 5	R: 0 E: 0 K: 1 S: 5	H: 0 LOB: 0 BB: 0 P: 5	R: 0 E: 0 K: 1 S: 5	H: 0 LOB: 0 BB: 0 P: 5	1B: 1 2B: 2 3B: 0 HR: 3	SF: 0 SAC: 0 DP: 1 HBP: 0	WP: 0 PB: 0 SB: 0 CS: 0	PA: 34			
PITCHER	IP WLS BF H R ER SO BB IBB HBP BLK WP HR S P ERA WHIP																								
Pete Richert, L (1, 1) ERA: 3.93	5.1 L 22 5 5 5 3 1 1 0 0 0 2 26 34 8.44 1.125																								
Jim Duckworth, R (6, 1) ERA: 2.08	1.2 6 1 1 1 1 0 0 0 0 0 1 8 8 5.40 0.600																								
Mike McCormick, L (8, 1) ERA: 1.93	2.0 6 0 0 0 0 2 0 0 0 0 0 0 10 10 0.00 0.000																								

Batter	1	2	3	4	5	6	7	8	9	AB R H RBI BB SO LOB	BOTTOM
--------	---	---	---	---	---	---	---	---	---	----------------------	--------

Don Blasingame, L <small>OBP: 0.294, SLG: 0.438</small> 										4 1 1 0 0 0 0	Baltimore Orioles @ Washington Senators D.C. Stadium, Washington, DC Wed Apr 28 1965, 7:05 PM EDT Att. 3,717 - Unknown livebaseballscorecards.com	
Woodie Held, R <small>OBP: 0.542, SLG: 0.412</small> 										3 0 1 0 1 0 0		
Bob Chance, L <small>OBP: 0.310, SLG: 0.410</small> 										3 0 0 1 0 1 1		
Frank Howard, R <small>OBP: 0.352, SLG: 0.510</small> 										3 1 2 1 1 1 1		
Jim King, L <small>OBP: 0.158, SLG: 0.059</small> 										4 0 0 0 0 1 4		
Don Zimmer, R <small>OBP: 0.100, SLG: 0.400</small> 										4 0 0 0 0 0 3		
Doug Camilli, R <small>OBP: 0.235, SLG: 0.412</small> 												4 1 1 1 0 1 0
Ed Brinkman, R <small>OBP: 0.205, SLG: 0.209</small> 												3 0 0 0 0 2 0
Pete Richert, L <small>OBP: 0.200, SLG: 0.200</small> Jim Duckworth, R <small>OBP: 0.207, SLG: 0.333</small> Willie Kirkland, L <small>OBP: 0.207, SLG: 0.333</small> Mike McCormick, L <small>OBP: 0.207, SLG: 0.333</small> 												2 0 0 0 0 0 0 0 0 0 0 0 0 0 1 0 0 0 0 0 0 0 0 0 0 0 0 0

Inning Stats	R: 1 H: 1 E: 0 LOB: 1 K: 2 BB: 1 S: 8 P: 12	R: 0 H: 0 E: 0 LOB: 0 K: 0 BB: 0 S: 3 P: 3	R: 0 H: 0 E: 0 LOB: 0 K: 0 BB: 0 S: 3 P: 3	R: 0 H: 1 E: 0 LOB: 1 K: 1 BB: 0 S: 6 P: 6	R: 1 H: 1 E: 0 LOB: 0 K: 1 BB: 0 S: 6 P: 6	R: 0 H: 1 E: 0 LOB: 2 K: 0 BB: 1 S: 4 P: 8	R: 0 H: 0 E: 0 LOB: 0 K: 2 BB: 0 S: 7 P: 7	R: 0 H: 0 E: 0 LOB: 0 K: 0 BB: 0 S: 3 P: 3	R: 1 H: 1 E: 0 LOB: 0 K: 0 BB: 0 S: 4 P: 4	1B: 2 SF: 1 2B: 0 SAC: 0 3B: 1 DP: 0 HR: 2 HBP: 0	WP: 0 PA: 34 PB: 0 SB: 0 CS: 0
--------------	--	---	---	---	---	---	---	---	---	--	---

PITCHER	Robin Roberts, R <small>OBP: 0.205, SLG: 0.209</small> <small>ERA: 4.05</small>	IP: 9.0 WLS: 5 BF: 34 H: 5 R: 3 ER: 3 SO: 6 BB: 2 IBB: 0 HBP: 0 BLK: 0 WP: 0 HR: 2 S: 44 P: 52 ERA: 3.00 WHIP: 0.778	PITCHER	IP: 9.0 WLS: 5 BF: 34 H: 5 R: 3 ER: 3 SO: 6 BB: 2 IBB: 0 HBP: 0 BLK: 0 WP: 0 HR: 2 S: 44 P: 52 ERA: 3.00 WHIP: 0.778
---------	--	--	---------	--



Batter	1	2	3	4	5	6	7	8	9	AB R H RBI BB SO LOB	TOP											
Don Blasingame, L (1, 4) OBP: 0.291, SLG: 0.462	0-0 6-3		0-0 5-3 3B	0-3 K			0-0 F6			4 1 1 0 0 1 0	<p>Washington Senators @ Baltimore Orioles Memorial Stadium, Baltimore, MD Thu Apr 29 1965, 7:05 PM EDT Att. 4,934 - Unknown</p>											
Woodie Held, R (1, 8) OBP: 0.536, SLG: 0.714	0-3 K		0-0 5-3			0-0 HR	0-0 HR			4 2 2 3 0 1 0												
Bob Chance, L (1, 3) OBP: 0.326, SLG: 0.405	4-0 BB		0-0 1B 2B 1B			0-0 1-3	0-0 F7			3 1 1 0 1 0 0												
Frank Howard, R (1, 7) OBP: 0.362, SLG: 0.500 Willie Kirkland, L (8, 7) OBP: 0.207, SLG: 0.333	0-0 F3		0-0 2B 1B 1-2			4-0 BB G4-6-3	0-0 F8			3 0 1 0 1 0 1 0 0 0 0 0 0 0												
Jim King, L (1, 9) OBP: 0.174, SLG: 0.143		0-0 4-3	0-0 2B 1-3 2-H			0-0 G4-6-3	0-0 K			4 0 1 1 0 1 1												
Don Zimmer, R (1, 5) OBP: 0.143, SLG: 0.308 Ken McMullen, R (8, 5) OBP: 0.239, SLG: 0.231		0-3 K	4-0 BB			0-0 6-3	0-3 K			3 0 0 0 1 2 0 0 0 0 0 0 0 0												
Doug Camilli, R (1, 2) OBP: 0.238, SLG: 0.381		0-0 FC6-4 1B	0-0 F8			0-0 6-3	0-0 F5			4 0 1 0 0 0 3												
Ed Brinkman, R (1, 6) OBP: 0.191, SLG: 0.196 Mike Brumley, L (9, PH) OBP: 0.095, SLG: 0.095		0-0 FC6-4		0-3 K		0-0 F4	0-3 K			3 0 0 0 0 1 1 1 0 0 0 0 1 0												
Phil Ortega, R (1, 1) Don Lock, R (9, PH) OBP: 0.275, SLG: 0.227			0-3 K	0-3 K		0-3 K	0-0 6-3			3 0 0 0 0 3 0 1 0 0 0 0 0 0												
Inning Stats	R: 0 E: 0 K: 1 S: 5	H: 0 LOB: 1 BB: 1 P: 9	R: 0 E: 0 K: 1 S: 6	H: 1 LOB: 1 BB: 0 P: 6	R: 2 E: 0 K: 1 S: 9	H: 4 LOB: 3 BB: 1 P: 13	R: 0 E: 0 K: 3 S: 9	H: 0 LOB: 0 BB: 0 P: 9	R: 1 E: 0 K: 0 S: 3	H: 1 LOB: 0 BB: 1 P: 7	R: 0 E: 0 K: 0 S: 3	H: 0 LOB: 0 BB: 0 P: 3	R: 1 E: 0 K: 1 S: 6	H: 1 LOB: 0 BB: 0 P: 6	R: 0 E: 0 K: 2 S: 7	H: 0 LOB: 0 BB: 0 P: 7	R: 0 E: 0 K: 1 S: 5	H: 0 LOB: 0 BB: 0 P: 5	1B: 3 2B: 1 3B: 1 HR: 2	SF: 0 SAC: 0 DP: 1 HBP: 0	WP: 0 PB: 0 SB: 0 CS: 0	PA: 36
PITCHER Wally Bunker, R (1, 1) ERA: 7.16 Stu Miller, R (8, 1) ERA: 6.52	IP 7.0	WLS 30	BF 7	H 4	R 4	ER 4	SO 7	BB 3	IBB 0	HBP 0	BLK 0	WP 0	HR 2	S 41	P 53	ERA 5.14	WHIP 1.429					
PITCHER	IP	WLS	BF	H	R	ER	SO	BB	IBB	HBP	BLK	WP	HR	S	P	ERA	WHIP					

livebaseballscores.com

AB	33
R	4
H	7
RBI	4
BB	3
SO	10
LOB	6



Batter	1	2	3	4	5	6	7	8	9	AB	R	H	RBI	BB	SO	LOB
Paul Blair, R OBP: 0.222, SLG: 0.294 Russ Snyder, L (7, PH) (8, 8) (9, 9)	4-0 BB G4-6-3		0-0 L3 1-2		0-0 E6 1-2 2-H		0-0 F6			2	0	0	0	1	0	3
Luis Aparicio, R OBP: 0.333, SLG: 0.510 (1, 6)	0-0 G4-6-3 1-2f			0-0 SF8 3B		0-0 1B SF9 2B		0-0 F9		4	2	2	0	0	0	1
Boog Powell, L OBP: 0.259, SLG: 0.380 (1, 7)	0-0 F6			0-0 SF8 3-H		0-0 2-3 1B		0-0 F8		3	0	1	1	0	0	0
Brooks Robinson, R OBP: 0.245, SLG: 0.412 (1, 5)		0-0 F4		0-0 5-3		0-0 SF9		0-0 HR 1B		3	1	1	1	0	0	0
Norm Siebern, L OBP: 0.320, SLG: 0.395 (1, 3)		0-3 K		0-0 F4		0-0 F4		0-0 HR 1-H		4	1	1	2	0	1	1
Curt Blefary, L OBP: 0.324, SLG: 0.588 Jackie Brandt, R OBP: 0.333, SLG: 0.857 (1, 9) (9, 8)		0-0 4-3			0-0 F5	0-3 K		0-0 F9		4	0	0	0	0	1	1
John Orsino, R OBP: 0.392, SLG: 0.628 (1, 2)			0-0 HR		1-0 E6 HBP		4-0 SH1-4 BB			1	1	1	1	1	0	0
Jerry Adair, R OBP: 0.311, SLG: 0.325 (1, 4)			0-0 F4		0-0 F3		0-0 SH1-4			2	0	0	0	0	0	1
Wally Bunker, R OBP: 0.600, SLG: 0.333 Charlie Lau, L OBP: 0.500, SLG: 1.250 Stu Miller, R (8, 1)			4-0 L3 BB		4-0 E6 BB		0-3 K			0	0	0	0	2	0	0
Inning Stats	R: 0 E: 0 K: 0 S: 2	H: 0 LOB: 0 BB: 1 P: 6	R: 0 E: 0 K: 1 S: 5	H: 0 LOB: 0 BB: 0 P: 5	R: 1 E: 0 K: 0 S: 3	H: 1 LOB: 0 BB: 1 P: 7	R: 1 E: 0 K: 0 S: 4	H: 1 LOB: 0 BB: 0 P: 4	R: 0 E: 1 K: 1 S: 7	H: 2 LOB: 1 BB: 0 P: 7	R: 0 E: 0 K: 1 S: 5	H: 0 LOB: 1 BB: 1 P: 9	R: 2 E: 0 K: 0 S: 5	H: 2 LOB: 0 BB: 0 P: 5	1B: 2 2B: 2 3B: 1 HR: 2	SF: 2 SAC: 1 DP: 2 HBP: 1
PITCHER Phil Ortega, R ERA: 6.65 (1, 1)	IP: 8.0 WLS: L BF: 33 H: 6 R: 5 ER: 5 SO: 3	BB: 4 IBB: 0 HBP: 1 BLK: 0	WP: 0 HR: 2 S: 34 P: 51	ERA: 5.62 WHIP: 1.250	PITCHER	IP: 8.0 WLS: L BF: 33 H: 6 R: 5 ER: 5 SO: 3	BB: 4 IBB: 0 HBP: 1 BLK: 0	WP: 0 HR: 2 S: 34 P: 51	ERA: 5.62 WHIP: 1.250							

BOTTOM


Washington Senators @ Baltimore Orioles
Memorial Stadium, Baltimore, MD
 Thu Apr 29 1965, 7:05 PM EDT
 Att. 4,934 - Unknown

AB	25
R	5
H	6
RBI	5
BB	4
SO	3
LOB	9



WP: 0	PA: 33
PB: 0	SB: 0
CS: 0	

WP: 0	PA: 33
PB: 0	SB: 0
CS: 0	

Batter	1	2	3	4	5	6	7	8	9	AB R H RBI BB SO LOB	TOP														
Don Blasingame, L (1, 4) OBP: 0.288, SLG: 0.446	0-0 1-3		0-0 F4			0-0 FC5 BB 1-3 1B		0-0 5-3		4 0 1 0 0 0 0	<p>Washington Senators @ Cleveland Indians</p> <p>Cleveland Municipal Stadium, Cleveland, OH</p> <p>Fri Apr 30 1965, 7:05 PM EDT</p> <p>Att. 7,234 - Unknown</p> <p>livebaseballscorecards.com</p> <table border="1"> <tr><td>AB</td><td>31</td></tr> <tr><td>R</td><td>2</td></tr> <tr><td>H</td><td>4</td></tr> <tr><td>RBI</td><td>2</td></tr> <tr><td>BB</td><td>2</td></tr> <tr><td>SO</td><td>11</td></tr> <tr><td>LOB</td><td>8</td></tr> </table> 	AB	31	R	2	H	4	RBI	2	BB	2	SO	11	LOB	8
AB	31																								
R	2																								
H	4																								
RBI	2																								
BB	2																								
SO	11																								
LOB	8																								
Woodie Held, R (1, 5) OBP: 0.531, SLG: 0.708	0-0 6-3			0-3 K		4-0 BB 1-2 BB		0-0 HR 2B	3 1 1 0 1 1 0																
Bob Chance, L (1, 3) OBP: 0.320, SLG: 0.457	0-3 K			0-0 4-3		0-3 K		0-0 2-H HR	4 1 1 2 0 2 3																
Frank Howard, R (1, 7) OBP: 0.339, SLG: 0.464		0-0 6-3		0-3 K		0-0 FC5 2-3f		0-3 K	4 0 0 0 0 2 3																
Jim King, L (1, 9) OBP: 0.148, SLG: 0.120		0-0 L3		0-3 K			0-0 1-3	0-0 G3	4 0 0 0 0 1 0																
Don Lock, R (1, 8) OBP: 0.273, SLG: 0.229		0-0 FC6-4 1B		0-3 K			0-0 F3	0-0 4-3	4 0 1 0 0 1 0																
Doug Camilli, R (1, 2) OBP: 0.208, SLG: 0.333		0-0 FC6-4 1-2f		0-3 K			0-0 F6		3 0 0 0 0 1 1																
Ed Brinkman, R (1, 6) OBP: 0.204, SLG: 0.191			0-0 F2			4-0 1B BB		0-3 K	1 0 0 0 1 0 0																
Mike Brumley, L (8, PH) OBP: 0.091, SLG: 0.091			0-3 K2-3			0-3 K		0-0 6-3	1 0 0 0 0 1 0																
Ken Hamlin, R (8, 6)									0 0 0 0 0 0 0																
Buster Narum, R (1, 1) OBP: 0.167, SLG: 0.667									1 0 0 0 0 1 0																
Jim Duckworth, R (5, 1)									0 0 0 0 0 0 0																
Joe Cunningham, L (6, PH)									1 0 0 0 0 1 1																
Frank Kreutzer, R (6, 1)									0 0 0 0 0 0 0																
Willie Kirkland, L (8, PH) OBP: 0.200, SLG: 0.321									1 0 0 0 0 0 0																
Ron Kline, R (8, 1)									0 0 0 0 0 0 0																
Inning Stats	R: 0 E: 0 K: 1 S: 5	H: 0 LOB: 0 BB: 0 P: 5	R: 0 E: 0 K: 0 S: 4	H: 1 LOB: 1 BB: 0 P: 4	R: 0 E: 0 K: 1 S: 5	H: 0 LOB: 0 BB: 0 P: 5	R: 0 E: 0 K: 2 S: 7	H: 0 LOB: 0 BB: 0 P: 7	R: 0 E: 0 K: 3 S: 9	H: 0 LOB: 0 BB: 0 P: 9	R: 0 E: 0 K: 2 S: 8	H: 1 LOB: 3 BB: 2 P: 16	R: 0 E: 0 K: 0 S: 3	H: 0 LOB: 0 BB: 0 P: 3	R: 0 E: 0 K: 1 S: 5	H: 0 LOB: 0 BB: 0 P: 5	R: 2 E: 0 K: 1 S: 7	H: 2 LOB: 0 BB: 0 P: 7	1B: 2 2B: 1 3B: 0 HR: 1	SF: 0 SAC: 0 DP: 0 HBP: 0	WP: 0 PB: 0 SB: 0 CS: 0	PA: 33			
PITCHER Ralph Terry, R (1, 1) ERA: 2.17	IP: 9.0 WLS: W BF: 33 H: 4 R: 2 ER: 2 SO: 11 BB: 2 IBB: 0 HBP: 0 BLK: 0 WP: 0 HR: 1 S: 53 P: 61 ERA: 2.00 WHIP: 0.667											PITCHER	IP: WLS: BF: H: R: ER: SO: BB: IBB: HBP: BLK: WP: HR: S: P: ERA: WHIP:												

Batter	1	2	3	4	5	6	7	8	9
Dick Howser, R OBP: 0.304, SLG: 0.189 (1, 6)	0-0 F7		0-0 1B	0-0 4-3		0-0 F9		0-0 SF7	
Chuck Hinton, R OBP: 0.364, SLG: 0.324 Ray Barker, L (9, 3)	0-0 F8		0-0 1B		0-0 HR	4-0 FC6 BB		0-0 F8	
Leon Wagner, L OBP: 0.395, SLG: 0.556 (1, 7)	4-0 BB		0-0 1B		0-0 F3	0-0 FC6			
Rocky Colavito, R OBP: 0.415, SLG: 0.636 (1, 9)	0-3 K		4-0 IBB		0-0 F6		0-0 6-3		
Max Alvis, R OBP: 0.300, SLG: 0.361 (1, 5)		0-0 4-3	0-3 K		0-0 2B		0-0 1B		
Vic Davalillo, L OBP: 0.289, SLG: 0.342 (1, 8)		0-0 F5	0-0 F5		0-0 2B		0-0 F7		
Larry Brown, R OBP: 0.346, SLG: 0.409 (1, 4)		0-0 F8		4-0 CS BB	4-0 BB		0-0 1-3		
Cam Carreon, R OBP: 0.444, SLG: 0.438 (1, 2)			4-0 SH3-4 1B BB	0-3 K	0-0 3-1		0-0 SH3-4 SF7 2B		
Ralph Terry, R OBP: 0.125, SLG: 0.125 (1, 1)			0-0 SH3-4	0-0 1B		0-3 K	0-0 SH3-4		

Inning Stats	R: 0	H: 0	E: 0	K: 1	S: 5	LOB: 1	BB: 1	P: 9	R: 0	H: 0	E: 0	K: 0	S: 3	LOB: 0	BB: 0	P: 3	R: 2	H: 3	E: 0	K: 1	S: 8	LOB: 3	BB: 2	P: 16	R: 0	H: 1	E: 0	K: 0	S: 5	LOB: 1	BB: 1	P: 9	R: 2	H: 3	E: 0	K: 0	S: 6	LOB: 2	BB: 1	P: 10	R: 0	H: 0	E: 0	K: 1	S: 5	LOB: 1	BB: 1	P: 9	R: 0	H: 1	E: 0	K: 0	S: 4	LOB: 1	BB: 0	P: 4	R: 1	H: 1	E: 0	K: 0	S: 4	LOB: 0	BB: 0	P: 4	R: 0	H: 0	E: 0	K: 0	S: 4	LOB: 0	BB: 0	P: 4
--------------	------	------	------	------	------	--------	-------	------	------	------	------	------	------	--------	-------	------	------	------	------	------	------	--------	-------	-------	------	------	------	------	------	--------	-------	------	------	------	------	------	------	--------	-------	-------	------	------	------	------	------	--------	-------	------	------	------	------	------	------	--------	-------	------	------	------	------	------	------	--------	-------	------	------	------	------	------	------	--------	-------	------

PITCHER	IP	WLS	BF	H	R	ER	SO	BB	IBB	HBP	BLK	WP	HR	S	P	ERA	WHIP
Buster Narum, R ERA: 7.65 (1, 1)	4.2	L	24	7	4	4	3	3	1	0	0	0	1	26	42	7.71	2.143
Jim Duckworth, R ERA: 1.93 (5, 1)	0.1		2	0	0	0	0	1	0	0	0	0	0	1	5	0.00	3.000
Frank Kreutzer, L ERA: 3.72 (6, 1)	2.0		8	1	0	0	1	1	0	0	0	0	0	9	13	0.00	1.000
Ron Kline, R ERA: 2.25 (8, 1)	1.0		4	1	1	1	0	0	0	0	0	0	0	4	4	9.00	1.000

AB R H RBI BB SO LOB

4	1	1	2	0	0	1
4	1	2	2	1	0	0
0	0	0	0	0	0	0
3	0	1	0	1	0	1
3	0	0	0	1	1	1
4	1	2	0	0	1	3
4	0	1	1	0	0	4
2	0	0	0	2	0	1
3	2	1	0	1	1	3
2	0	1	0	0	1	0

AB	29
R	5
H	9
RBI	5
BB	6
SO	4
LOB	14



Washington Senators @ Cleveland Indians
Cleveland Municipal Stadium, Cleveland, OH

livebaseballscorecards.com

WP: 0	PA: 38
PB: 0	
SB: 0	
CS: 1	

WP	HR	S	P	ERA	WHIP
0	0	0	0	0.00	3.000
0	0	0	0	0.00	1.000
0	0	0	0	9.00	1.000

Fri Apr 30 1965, 7:05 PM EDT
Att. 7,234 - Unknown

Washington Senators @ Cleveland Indians
 Cleveland Municipal Stadium, Cleveland, OH

Sat May 01 1965, 3:33 AM EDT
 Att. 3,442 - Unknown

livebaseballscorecards.com

AB	34
R	2
H	5
RBI	2
BB	5
SO	8
LOB	20



AB R H RBI BB SO LOB

TOP

Batter	1	2	3	4	5	6	7	8	9
Don Blasingame, L (1, 4) OBP: 0.297, SLG: 0.475	0-0 FC 3B		0-3 K	0-0 BB BB 1-3 1B		0-0 F5			0-0 F3
Woodie Held, R (1, 5) OBP: 0.514, SLG: 0.630	0-0 FC		4-0 BB BB BB	4-0 BB 1-2 BB		0-0 5-3			0-3 K
Bob Chance, L (1, 3) OBP: 0.327, SLG: 0.429	0-0 F6 3-H		4-0 BB 1-2 BB	4-0 BB 1-2 2-3 3-H BB		0-0 F5			0-3 K
Frank Howard, R (1, 7) OBP: 0.318, SLG: 0.433	0-0 F9		0-3 K	1-3		0-3 K			
Jim King, L (1, 9) OBP: 0.161, SLG: 0.107	0-3 K		4-0 BB 1-2 2-3		0-0 1-3			0-0 4-3	
Don Lock, R (1, 8) OBP: 0.254, SLG: 0.212		0-0 F9	0-0 F9		0-3 K			0-0 E4 FC4-6	
Mike Brumley, L (1, 2) OBP: 0.154, SLG: 0.154		0-0 PB 1B		0-0 1B BB 1B		0-0 1-3		0-0 FC4-6 1-2f	
Ed Brinkman, R (1, 6) OBP: 0.192, SLG: 0.180		0-0 F4		0-3 K		0-0 F6		0-0 F5	
Willie Kirkland, L (8, PH) OBP: 0.194, SLG: 0.310		0-0 F7		0-0 F2		0-0 5-3			
Ken Hamlin, R (8, 6)									
Bennie Daniels, L (1, 1) OBP: 0.429, SLG: 0.200									
Steve Ridzik, R (3, 1)									
Joe Cunningham, L (6, PH)									
Nick Willhite, L (6, 1)									
Jim Duckworth, R (6, 1)									
Roy Sievers, R (8, PH)									
Pete Richert, L (9, PR) OBP: 0.167, SLG: 0.091 OBP: 0.200, SLG: 0.200									

5	1	2	0	0	1	1
3	0	0	1	2	1	1
3	0	0	1	2	1	2
4	0	0	0	0	2	6
3	0	0	0	1	1	1
4	0	0	0	0	1	3
4	1	2	0	0	0	1
3	0	0	0	0	1	2
1	0	0	0	0	0	1
0	0	0	0	0	0	0
1	0	0	0	0	0	1
1	0	0	0	0	0	1
1	0	0	0	0	0	0
0	0	0	0	0	0	0
0	0	0	0	0	0	0
1	0	1	0	0	0	0
0	0	0	0	0	0	0

Inning Stats	R: 1	H: 1	E: 0	K: 1	S: 7	R: 0	H: 1	E: 0	K: 0	S: 4	R: 0	H: 0	E: 0	K: 2	S: 7	R: 1	H: 2	E: 0	K: 1	S: 7	R: 0	H: 0	E: 0	K: 1	S: 5	R: 0	H: 0	E: 0	K: 0	S: 3	R: 0	H: 0	E: 0	K: 1	S: 5	R: 0	H: 0	E: 1	K: 0	S: 4	R: 0	H: 1	E: 0	K: 2	S: 8	1B: 4	2B: 0	3B: 1	HR: 0	SF: 0	SAC: 0	DP: 0	HBP: 0	WP: 0	PA: 39
--------------	------	------	------	------	------	------	------	------	------	------	------	------	------	------	------	------	------	------	------	------	------	------	------	------	------	------	------	------	------	------	------	------	------	------	------	------	------	------	------	------	------	------	------	------	------	-------	-------	-------	-------	-------	--------	-------	--------	-------	--------

PITCHER	IP	WLS	BF	H	R	ER	SO	BB	IBB	HBP	BLK	WP	HR	S	P	ERA	WHIP
Luis Tiant, R (1, 1) ERA: 4.82	3.2		21	4	2	2	4	5	0	0	0	0	0	24	44	4.91	2.455
Lee Stange, R (4, 1) ERA: 4.5	0.1		1	0	0	0	0	0	0	0	0	0	0	1	1	0.00	0.000
Gary Bell, R (5, 1) ERA: 1.8	5.0	W	17	1	0	0	4	0	0	0	0	0	0	25	25	0.00	0.200

PITCHER	IP	WLS	BF	H	R	ER	SO	BB	IBB	HBP	BLK	WP	HR	S	P	ERA	WHIP
---------	----	-----	----	---	---	----	----	----	-----	-----	-----	----	----	---	---	-----	------

Batter	1	2	3	4	5	6	7	8	9
Dick Howser, R OBP: 0.314, SLG: 0.195 (1, 6)	0-0 6-3		0-0 HR 1B	0-0 F6		4-0 BB SF9 BB	0-3 K		
Chuck Hinton, R OBP: 0.367, SLG: 0.390 Ray Barker, L (9, 3)	0-0 1-4-3		0-0 HR	0-0 F7		4-0 BB 1B BB	0-3 K		
Leon Wagner, L OBP: 0.458, SLG: 0.590 (1, 7)	0-0 FC6-4 1B		0-0 HR 1B	4-0 BB BB		4-0 1B 1-2 2-3 BB	0-0 8-3 1B		
Rocky Colavito, R OBP: 0.413, SLG: 0.694 (1, 9)	0-0 FC6-4 1-2f		0-0 HR 1B	4-0 BB		0-0 SF9	0-0 8-3 1-2f		
Max Alvis, R OBP: 0.341, SLG: 0.475 (1, 5)		0-0 1B 1B	0-0 HR	0-0 L7		0-0 1B			
Vic Davalillo, L OBP: 0.333, SLG: 0.366 (1, 8)		0-0 1B	0-0 1B		0-3 K	4-0 FC6-4 IBB			
Larry Brown, R OBP: 0.300, SLG: 0.346 (1, 4)		0-0 1B	0-0 F5		0-0 F7	0-0 FC6-4			
Cam Carreon, R OBP: 0.409, SLG: 0.368 (1, 2)		0-0 1B	4-0 IBB		0-3 K		0-0 F2		
Luis Tiant, R (1, 1)			0-3 K			0-0 F7	0-3 K		
Lee Stange, R (4, 1)									
Gary Bell, R (5, 1)									

AB	R	H	RBI	BB	SO	LOB
4	2	1	0	1	1	0
4	2	1	2	1	1	0
0	0	0	0	0	0	0
3	1	3	0	2	0	0
3	1	1	3	1	0	2
4	1	3	2	0	0	2
3	0	2	0	1	1	0
4	0	0	0	0	0	6
3	0	0	0	1	1	1
2	0	0	0	0	2	2
0	0	0	0	0	0	0
2	0	0	0	0	1	0


AB	32
R	7
H	11
RBI	7
BB	7
SO	7
LOB	13

Inning Stats	R: 0	H: 1	E: 0	K: 0	S: 4	H: 2	LOB: 1	BB: 0	P: 4	R: 5	H: 6	E: 0	K: 2	S: 13	H: 0	LOB: 2	BB: 1	P: 17	R: 0	H: 0	E: 0	K: 2	S: 7	R: 2	H: 1	E: 0	K: 0	S: 4	R: 0	H: 0	E: 0	K: 2	S: 7	R: 0	H: 1	E: 0	K: 1	S: 5	R: 0	H: 1	E: 0	K: 1	S: 5					
PITCHER	IP	WLS	BF	H	R	ER	SO	BB	IBB	HBP	BLK	WP	HR	S	P	ERA	WHIP																															
Bennie Daniels, R (1, 1)	2.1	L	13	7	4	4	1	0	0	0	0	0	2	15	15	15.43	3.000																															
Steve Ridzik, R (3, 1)	2.2		13	2	1	1	3	2	1	0	0	0	1	16	28	3.38	1.500																															
Nick Willhite, L (6, 1)	0.1		4	0	2	2	0	3	0	0	0	0	0	1	13	54.00	9.000																															
Jim Duckworth, R (6, 1)	2.2		10	2	0	0	3	0	1	0	0	0	0	15	19	0.00	0.750																															

Washington Senators @ Cleveland Indians
Cleveland Municipal Stadium, Cleveland, OH

Sat May 01 1965, 3:33 AM EDT
Att. 3,442 - Unknown

livebaseballscorecards.com



Washington Senators @ Cleveland Indians
 Cleveland Municipal Stadium, Cleveland, OH

Sun May 02 1965, 3:33 AM EDT
 Unknown

AB	34
R	3
H	10
RBI	3
BB	5
SO	4
LOB	25



Batter	1	2	3	4	5	6	7	8	9	AB	R	H	RBI	BB	SO	LOB
Don Blasingame, L (1, 4) OBP: 0.319, SLG: 0.485	0-0 F8		0-0 1B WP 1B	0-0 F3			0-0 S 1B		0-0 1B	5	1	3	0	0	0	1
Woodie Held, R (1, 9) OBP: 0.476, SLG: 0.548 (8, 7)	0-3 K		0-0 F9		4-0 G5-4-3 BB		0-0 F8		0-0 F3	4	0	0	0	1	1	3
Don Lock, R (1, 8) OBP: 0.266, SLG: 0.228	0-0 1B		0-0 F7		0-0 G5-4-3 1-2f		0-3 K		0-0 FC4 1B	5	0	2	0	0	1	3
Frank Howard, R (1, 7) OBP: 0.329, SLG: 0.453 Ed Brinkman, R (8, PR) OBP: 0.189, SLG: 0.176 (8, 6)	0-0 6-3		0-0 1B 2-H 1B		0-0 L7			0-0 SH2-4 SF3 2B	0-3 K	4	0	2	1	0	0	1
Roy Sievers, R (1, 3) OBP: 0.267, SLG: 0.154 Joe Cunningham, L (6, PR) (6, 3)		0-0 F7	0-0 1B			4-0 G3 BB		4-0 SF3 SH2-4 BB	0-0 FC4	2	0	1	0	1	0	0
Ken McMullen, R (1, 5) OBP: 0.224, SLG: 0.214		0-3 K	0-0 F9			0-0 G3		0-0 SH2-4		3	0	0	0	0	1	3
Joe McCabe, R (1, 2) OBP: 0.389, SLG: 0.500 Bob Chance, L (8, PH) OBP: 0.339, SLG: 0.429 Doug Camilli, R (8, PR) OBP: 0.208, SLG: 0.333 (8, 2)		0-0 HR		4-0 G3 FC6-2 BB		0-0 F9		4-0 SF3 IBB		2	1	1	1	1	0	2
Ken Hamlin, R (1, 6) OBP: 0.143, SLG: 0.143 Jim King, L (8, PH) OBP: 0.156, SLG: 0.107 (8, 9)		0-0 FC4-6 1B		0-0 G3		0-0 L5		0-0 SF3		3	0	1	0	0	0	3
Mike McCormick, L (1, 1) Ron Kline, R (7, 1)		0-0 FC4-6 1-2f		0-0 FC6-2 3-H			0-0 4-3	0-0 L3-1		3	0	0	0	0	0	2
										1	0	0	0	0	0	3

Inning Stats	R: 0	H: 1	E: 0	K: 1	S: 6	P: 6	R: 1	H: 2	E: 0	K: 1	S: 7	P: 7	R: 1	H: 3	E: 0	K: 0	S: 6	P: 6	R: 0	H: 0	E: 0	K: 0	S: 3	P: 7	R: 0	H: 0	E: 0	K: 0	S: 2	P: 6	R: 0	H: 0	E: 0	K: 0	S: 3	P: 7	R: 0	H: 1	E: 0	K: 1	S: 6	P: 6	R: 1	H: 1	E: 0	K: 0	S: 4	P: 12	R: 0	H: 2	E: 0	K: 1	S: 7	P: 7	1B: 8	2B: 1	3B: 0	HR: 1	SF: 1	SAC: 1	DP: 1	HBP: 0	WP: 1	PA: 41
--------------	------	------	------	------	------	------	------	------	------	------	------	------	------	------	------	------	------	------	------	------	------	------	------	------	------	------	------	------	------	------	------	------	------	------	------	------	------	------	------	------	------	------	------	------	------	------	------	-------	------	------	------	------	------	------	-------	-------	-------	-------	-------	--------	-------	--------	-------	--------

PITCHER	IP	WLS	BF	H	R	ER	SO	BB	IBB	HBP	BLK	WP	HR	S	P	ERA	WHIP
Jack Kralick, L (1, 1) ERA: 4.0	5.2		25	6	2	2	2	3	0	0	0	1	1	26	38	3.18	1.588
Dick Donovan, R (6, 1) ERA: 4.82	0.1		1	0	0	0	0	0	0	0	0	0	0	1	1	0.00	0.000
Don McMahon, R (7, 1) ERA: 2.7	1.1	L	8	2	1	1	1	1	1	0	0	0	0	8	16	6.75	2.250
Sonny Siebert, R (8, 1) ERA: 0.73	0.2		2	0	0	0	0	0	0	0	0	0	0	2	2	0.00	0.000
Luis Tiant, R (9, 1) ERA: 4.35	1.0		5	2	0	0	1	0	0	0	0	0	0	7	7	0.00	2.000

WP: 1	PA: 41
PB: 0	
SB: 2	
CS: 0	

Batter	1	2	3	4	5	6	7	8	9	AB	R	H	RBI	BB	SO	LOB
--------	---	---	---	---	---	---	---	---	---	----	---	---	-----	----	----	-----

Dick Howser, R OBP: 0.309, SLG: 0.200 (1, 6)	0-0 		0-0 			0-0 		0-0 		4	0	1	0	0	0	0
Chuck Hinton, R OBP: 0.340, SLG: 0.356 (1, 3)	0-0 			0-0 		0-0 		0-3 		4	0	0	0	0	1	1
Leon Wagner, L OBP: 0.442, SLG: 0.581 (1, 7)	0-0 			0-3 			0-0 		0-0 	4	1	1	0	0	1	0
Rocky Colavito, R OBP: 0.420, SLG: 0.667 (1, 9)		0-0 		4-0 			0-0 		0-3 	3	0	1	0	1	1	1
Max Alvis, R OBP: 0.333, SLG: 0.523 (1, 5)		0-0 		0-0 			0-0 		0-0 	4	1	1	2	0	0	2
Vic Davalillo, L OBP: 0.333, SLG: 0.364 (1, 8)		0-0 				0-0 		0-0 		3	0	1	0	0	0	0
Larry Brown, R OBP: 0.303, SLG: 0.345 (1, 4)		0-0 				0-0 		0-0 		3	0	1	0	0	0	1
Cam Carreon, R OBP: 0.360, SLG: 0.318 (1, 2)			0-0 			0-0 		0-0 		3	0	0	0	0	0	1
Jack Kralick, L (1, 1)			0-0 					0-0 								
Dick Donovan, L (6, 1)																
Tony Martinez, R (6, PH)																
Don McMahon, R (7, 1)																
Sonny Siebert, R OBP: 0.250, SLG: 0.250 (8, 1)																
Ray Barker, L (8, PH)																
Luis Tiant, R (9, 1)									0-0 							

Inning Stats	R: 0	H: 1	E: 0	K: 0	S: 3	LOB: 0	BB: 0	P: 3	R: 0	H: 2	E: 0	K: 0	S: 4	LOB: 1	BB: 0	P: 4	R: 0	H: 0	E: 0	K: 0	S: 3	LOB: 0	BB: 0	P: 3	R: 0	H: 0	E: 0	K: 1	S: 5	LOB: 1	BB: 1	P: 9	R: 0	H: 0	E: 0	K: 0	S: 3	LOB: 0	BB: 0	P: 3	R: 2	H: 3	E: 0	K: 0	S: 6	LOB: 1	BB: 0	P: 6	R: 0	H: 0	E: 0	K: 1	S: 5	LOB: 0	BB: 0	P: 5	R: 0	H: 0	E: 0	K: 1	S: 5	LOB: 0	BB: 0	P: 5	1B: 4	SF: 0	2B: 2	SAC: 0	3B: 0	DP: 1	HR: 1	HBP: 0	WP: 0	PA: 32
--------------	------	------	------	------	------	--------	-------	------	------	------	------	------	------	--------	-------	------	------	------	------	------	------	--------	-------	------	------	------	------	------	------	--------	-------	------	------	------	------	------	------	--------	-------	------	------	------	------	------	------	--------	-------	------	------	------	------	------	------	--------	-------	------	------	------	------	------	------	--------	-------	------	-------	-------	-------	--------	-------	-------	-------	--------	-------	--------

PITCHER	IP	WLS	BF	H	R	ER	SO	BB	IBB	HBP	BLK	WP	HR	S	P	ERA	WHIP
Mike McCormick, L ERA: 2.38 (1, 1)	6.2		25	6	2	2	1	1	0	0	0	0	1	26	30	2.70	1.050
Ron Kline, R ERA: 1.74 (7, 1)	2.1	W	7	0	0	0	2	0	0	0	0	0	0	11	11	0.00	0.000

BOTTOM

Washington Senators @ Cleveland Indians
Cleveland Municipal Stadium, Cleveland, OH
Sun May 02 1965, 3:33 AM EDT
Unknown

livebaseballscorecards.com

AB	31
R	2
H	6
RBI	2
BB	1
SO	3
LOB	6



Batter	1	2	3	4	5	6	7	8	9	AB R H RBI BB SO LOB	TOP
Don Blasingame, L (1, 4) OBP: 0.338, SLG: 0.478	4-0 CS BB		4-0 BB		0-3 K		0-0 1B		0-0 F8	3 0 1 0 2 1 0	Washington Senators @ Cleveland Indians Cleveland Municipal Stadium, Cleveland, OH Sun May 02 1965, 3:38 AM EDT Att: 13,414 - Unknown livebaseballscorecards.com
Woodie Held, R (1, 9) OBP: 0.447, SLG: 0.500 (8, 7)	0-0 1-3 1-2		0-3 K		0-0 1B		0-0 F8		0-3 K	5 0 1 0 0 2 3	
Don Lock, R (1, 8) OBP: 0.261, SLG: 0.226	0-3 K		0-0 F7		0-3 K			0-0 1B 1B	0-0 E5 1B	5 2 1 0 0 2 2	
Frank Howard, R (1, 7) OBP: 0.351, SLG: 0.463 Ed Brinkman, R (8, PR) OBP: 0.204, SLG: 0.192 (8, 6)		4-0 BB BB		0-0 HR 1B	0-0 4-3			0-0 1B FC 1B	0-0 1B 1B	3 1 2 0 1 0 1 1 0 1 1 0 0 0	
Roy Sievers, R (1, 3) OBP: 0.222, SLG: 0.125 Joe Cunningham, L (6, 3)		0-0 F9		0-3 K		0-0 F2		0-0 FC 1B	0-0 F7	3 0 0 0 0 1 2 2 0 0 0 0 0 3	
Ken McMullen, R (1, 5) OBP: 0.226, SLG: 0.283		0-0 F2		0-0 HR		0-0 F3		0-0 F5		4 1 1 2 0 0 4	
Joe McCabe, R (1, 2) OBP: 0.381, SLG: 0.438 Jim King, L (8, PH) OBP: 0.182, SLG: 0.138 (8, 9)		4-0 1-2 BB		0-3 K		0-3 K		0-0 1B		2 0 0 0 1 2 0 1 0 1 1 0 0 0	
Ken Hamlin, R (1, 6) OBP: 0.200, SLG: 0.111 Bob Chance, L (8, PH) OBP: 0.333, SLG: 0.420 Doug Camilli, R OBP: 0.208, SLG: 0.333 (8, 2)		0-0 4-3		4-0 BB		0-0 F8		0-3 K		2 0 0 0 1 0 2 1 0 0 0 0 1 3 0 0 0 0 0 0 0	
Dallas Green, L (1, 1) Steve Ridzik, R (6, 1) Buster Narum, R (7, 1) Willie Kirkland, L (8, PH) Frank Kreutzer, R (8, 1) Ron Kline, R (8, 1)			0-3 K		0-3 K		0-0 F3		0-3 K	2 0 0 0 0 2 1 1 0 0 0 0 0 0 0 0 0 0 0 0 0 1 0 0 0 0 1 3 0 0 0 0 0 0 0 0 0 0 0 0 0 0	
Inning Stats	R: 0 H: 0 E: 0 LOB: 0 K: 1 BB: 1 S: 4 P: 8	R: 0 H: 0 E: 0 LOB: 2 K: 0 BB: 2 S: 3 P: 11	R: 0 H: 0 E: 0 LOB: 1 K: 2 BB: 1 S: 7 P: 11	R: 2 H: 2 E: 0 LOB: 1 K: 3 BB: 1 S: 11 P: 15	R: 0 H: 1 E: 0 LOB: 1 K: 2 BB: 0 S: 8 P: 8	R: 0 H: 0 E: 0 LOB: 0 K: 1 BB: 0 S: 5 P: 5	R: 0 H: 1 E: 0 LOB: 1 K: 0 BB: 0 S: 4 P: 4	R: 1 H: 3 E: 0 LOB: 3 K: 2 BB: 0 S: 11 P: 11	R: 1 H: 1 E: 1 LOB: 1 K: 1 BB: 0 S: 7 P: 7	1B: 7 SF: 0 2B: 0 SAC: 0 3B: 0 DP: 0 HR: 1 HBP: 0	
PITCHER Sam McDowell, L (1, 1) ERA: 6.86 Gary Bell, R (8, 1) ERA: 2.25	IP WLS BF H R ER SO BB IBB HBP BLK WP HR S P ERA WHIP	7.0 29 4 2 2 9 5 0 0 0 0 1 42 62 2.57 1.286	2.0 L 12 4 2 1 3 0 0 0 0 0 0 18 18 4.50 2.000	PITCHER IP WLS BF H R ER SO BB IBB HBP BLK WP HR S P ERA WHIP							



BOTTOM

Washington Senators @ Cleveland Indians
Cleveland Municipal Stadium, Cleveland, OH

Sun May 02 1965, 3:38 AM EDT
Att. 13,414 - Unknown

livebaseballscorecards.com

AB 32
R 2
H 7
RBI 2
BB 3
SO 5
LOB 12



WP: 0 PA: 36
PB: 0
SB: 0
CS: 0

AB R H RBI BB SO LOB

3 1 1 0 1 0 0

4 0 0 0 0 0 3

3 0 2 1 1 0 0

3 0 0 0 1 1 2

4 0 1 0 0 2 4

4 1 1 0 0 0 1

3 0 0 0 0 1 0

4 0 1 0 0 0 1

2 0 0 0 0 1 0

1 0 1 1 0 0 0

0 0 0 0 0 0 0

1 0 0 0 0 0 1

1B: 4 SF: 0
2B: 4 SAC: 1
3B: 0 DP: 2
HR: 0 HBP: 0

Batter	1	2	3	4	5	6	7	8	9
Dick Howser, R OBP: 0.322, SLG: 0.229 (1, 6) X	0-0 1B 2B		0-0 5-3			0-0 F7	4-0 BB		
Chuck Hinton, R OBP: 0.316, SLG: 0.327 (1, 3) X	0-0 L5		0-0 F9			0-0 E6 1B	0-0 L6		
Leon Wagner, L OBP: 0.464, SLG: 0.587 (1, 7) X	0-0 FC6-4 2-H 1B			0-0 F2		0-0 BB 1-3 1B		4-0 G6-4-3 BB	
Rocky Colavito, R OBP: 0.407, SLG: 0.619 (1, 9) S S S	0-3 K			0-0 5-3		4-0 1-2 BB		0-0 G6-4-3 1-2f	
Max Alvis, R OBP: 0.327, SLG: 0.500 (1, 5) X	0-0 FC6-4 1-2f			0-3 K		0-3 K		0-0 1B	
Vic Davalillo, L OBP: 0.327, SLG: 0.354 (1, 8) X		0-0 6-3			0-0 6-3		0-0 SH5-4 2B 1B	0-0 F5	
Larry Brown, R OBP: 0.278, SLG: 0.313 (1, 4) X		0-0 6-3			0-0 F8		0-0 SH5-4 1-2	0-3 K	
Cam Carreon, R OBP: 0.345, SLG: 0.346 (1, 2) X		0-0 L5			0-0 F7		0-0 5-3	0-0 4-6 2B	
Sam McDowell, L (1, 1) S S S			0-3 K			0-0 4-3	0-0 2-H 2B	0-0 4-6 2-3f	

Inning Stats	R: 1 E: 0 K: 1 S: 7	H: 2 LOB: 1 BB: 0 P: 7	R: 0 E: 0 K: 0 S: 3	H: 0 LOB: 0 BB: 0 P: 3	R: 0 E: 0 K: 1 S: 5	H: 0 LOB: 0 BB: 0 P: 5	R: 0 E: 0 K: 1 S: 5	H: 0 LOB: 0 BB: 0 P: 5	R: 0 E: 1 K: 1 S: 7	H: 1 LOB: 3 BB: 1 P: 11	R: 1 E: 0 K: 0 S: 5	H: 2 LOB: 2 BB: 1 P: 9	R: 0 E: 0 K: 0 S: 3	H: 1 LOB: 1 BB: 1 P: 7	R: 0 E: 0 K: 1 S: 5	H: 1 LOB: 0 BB: 0 P: 5	1B: 4 2B: 4 3B: 0 HR: 0	SF: 0 SAC: 1 DP: 2 HBP: 0
--------------	------------------------------	---------------------------------	------------------------------	---------------------------------	------------------------------	---------------------------------	------------------------------	---------------------------------	------------------------------	----------------------------------	------------------------------	---------------------------------	------------------------------	---------------------------------	------------------------------	---------------------------------	----------------------------------	------------------------------------

PITCHER	IP	WLS	BF	H	R	ER	SO	BB	IBB	HBP	BLK	WP	HR	S	P	ERA	WHIP
Dallas Green, R ERA: 2.19 (1, 1)	5.2		22	3	1	1	3	1	0	0	0	0	0	27	31	1.59	0.706
Steve Ridzik, R ERA: 4.02 (6, 1)	1.0		6	2	1	1	1	1	0	0	0	0	0	7	11	9.00	3.000
Buster Narum, R ERA: 7.52 (7, 1)	0.1	W	1	0	0	0	0	0	0	0	0	0	0	1	1	0.00	0.000
Frank Kreutzer, L ERA: 3.72 (8, 1)	0.0		1	0	0	0	0	1	0	0	0	0	0	0	4	∞	∞
Ron Kline, R ERA: 1.46 (8, 1)	2.0	S	6	2	0	0	1	0	0	0	0	0	0	8	8	0.00	1.000

Batter	1	2	3	4	5	6	7	8	9	AB R H RBI BB SO LOB	TOP																								
Don Blasingame, L (1, 4) OBP: 0.333, SLG: 0.458	0-0 F9		0-3 K			4-0 1B SF7 BB		0-3 K		3 1 0 0 1 2 0																									
Jim King, L (1, 9) OBP: 0.189, SLG: 0.152	0-0 6-3		0-0 4-3			0-0 1-3 1B G6-4-3		0-0 6-3		4 0 1 0 0 0 0																									
Don Lock, R (1, 8) OBP: 0.288, SLG: 0.277	0-0 2B			0-0 PB 1B		0-0 SF7		0-0 FC6-4 1B		3 0 3 1 0 0 0																									
Frank Howard, R (1, 7) OBP: 0.333, SLG: 0.437	0-3 K			0-0 5-3 1-2		0-0 G6-4-3 1-2f		0-0 FC6-4 1-2f		4 0 0 0 0 1 4																									
Bob Chance, L (1, 3) OBP: 0.328, SLG: 0.426		0-0 F8		0-0 1-3			0-0 G3		0-0 1B 2B	4 1 1 0 0 0 1																									
Mike Brumley, L (1, 2) OBP: 0.133, SLG: 0.133		0-0 4-3		0-3 K			0-0 4-3		0-0 F8	4 0 0 0 0 1 2																									
Ken McMullen, R (1, 5) OBP: 0.263, SLG: 0.380		0-0 1B			0-0 5-3		0-0 HR		0-0 2-H 1B	4 1 3 2 0 0 0																									
Ken Hamlin, R (1, 6) OBP: 0.231, SLG: 0.167		0-3 K			0-0 4-3		0-0 1B		0-3 K	3 0 1 0 0 1 1																									
Roy Sievers, R (9, PH) OBP: 0.211, SLG: 0.118										1 0 0 0 0 1 1																									
Pete Richert, L (1, 1) OBP: 0.167, SLG: 0.167			0-3 K2-3		0-0 F5		0-3 K		0-0 F6	1 0 0 0 0 1 0																									
Willie Kirkland, L (5, PH) OBP: 0.182, SLG: 0.290										1 0 0 0 0 0 0																									
Bennie Daniels, L (5, 1) OBP: 0.430, SLG: 0.200										0 0 0 0 0 0 0																									
Woodie Held, R (7, PH) OBP: 0.436, SLG: 0.486										1 0 0 0 0 0 1 1																									
Jim Duckworth, R (7, 1)										0 0 0 0 0 0 0																									
Don Zimmer, R (9, PH) OBP: 0.133, SLG: 0.286										1 0 0 0 0 0 1																									
Inning Stats	R: 0 E: 0 K: 1 S: 6	H: 1 LOB: 1 BB: 0 P: 6	R: 0 E: 0 K: 1 S: 6	H: 1 LOB: 1 BB: 0 P: 6	R: 0 E: 0 K: 2 S: 7	H: 0 LOB: 0 BB: 0 P: 7	R: 0 E: 0 K: 1 S: 6	H: 1 LOB: 1 BB: 0 P: 6	R: 0 E: 0 K: 0 S: 3	H: 0 LOB: 0 BB: 0 P: 3	R: 1 E: 0 K: 0 S: 3	H: 1 LOB: 0 BB: 1 P: 7	R: 1 E: 0 K: 1 S: 7	H: 2 LOB: 1 BB: 0 P: 7	R: 0 E: 0 K: 1 S: 6	H: 1 LOB: 1 BB: 0 P: 6	R: 1 E: 0 K: 1 S: 7	H: 2 LOB: 1 BB: 0 P: 7	1B: 6 2B: 2 3B: 0 HR: 1	SF: 1 SAC: 0 DP: 1 HBP: 0	WP: 0 PB: 1 SB: 0 CS: 0	PA: 36													
PITCHER Diego Segui, R (1, 1) ERA: 5.48	IP 9.0	WLS W	BF 36	H 9	R 3	ER 3	SO 8	BB 1	IBB 0	HBP 0	BLK 0	WP 0	HR 1	S 51	P 55	ERA 3.00	WHIP 1.111	PITCHER	IP	WLS	BF	H	R	ER	SO	BB	IBB	HBP	BLK	WP	HR	S	P	ERA	WHIP

Washington Senators @ Kansas City Athletics
Municipal Stadium, Kansas City, MO
Mon May 03 1965, 8:05 PM EDT
Att. 2,540 - Unknown

livebaseballscorecards.com

AB 34
R 3
H 9
RBI 3
BB 1
SO 8
LOB 11



Batter	1	2	3	4	5	6	7	8	9
Dick Green, R OBP: 0.391, SLG: 0.308 (1, 4)	0-0 4-3 ①		0-0 1B S ①		0-3 K ①		0-0 FC1-6 1-2f ②		
Wayne Causey, L OBP: 0.431, SLG: 0.422 (1, 6)	0-0 6-3 ②		0-0 F7 1-2 ②		0-0 5-3 ②		0-3 K ③		
Bert Campaneris, R OBP: 0.338, SLG: 0.422 (1, 7)	0-0 6-3 ③		0-0 1B 2-4 2-H ③		0-0 1B ③			0-0 6-3 ①	
Nelson Mathews, R OBP: 0.630, SLG: 1.000 (1, 8)		0-0 HR ③	0-0 2-4 1-2 ③	0-0 2B E5 1B ③	0-0 F9 ③			0-0 3B ③	
Ken Harrelson, R OBP: 0.292, SLG: 0.391 (1, 3)		0-0 HR ①		0-0 F3 ①		0-3 K S ①		0-0 5-3 ②	
Jim Gentile, L OBP: 0.271, SLG: 0.533 (9, 3)									
Ed Charles, R OBP: 0.345, SLG: 0.353 (1, 5)		0-0 G6-4-3 1B ③		0-0 E5 1-3 2B ③		0-0 CS 1B ③		0-0 L5 ③	
Mike Hershberger, R OBP: 0.172, SLG: 0.204 (1, 9)		0-0 G6-4-3 1-2f ②		4-0 E5 IBB ②		0-0 F9 1-2 ②			
Billy Bryan, L OBP: 0.266, SLG: 0.389 (1, 2)		0-0 F4 ③		0-0 F4 ②			0-3 K2-3 S ①		
Diego Segui, R OBP: 0.333, SLG: 0.400 (1, 1)			0-3 K S ①	0-0 E5 1-H 2-H 3-H ③			4-0 FC1-6 BB ③		

AB	R	H	RBI	BB	SO	LOB
4	1	1	0	0	1	1
4	0	0	0	0	1	2
4	0	2	1	0	0	0
4	2	3	1	0	0	1
4	1	1	1	0	1	2
0	0	0	0	0	0	0
4	1	3	0	0	0	1
2	0	0	0	1	0	2
3	0	0	0	0	1	3
2	0	0	0	1	1	1

BOTTOM

Washington Senators @ Kansas City Athletics
Municipal Stadium, Kansas City, MO
Mon May 03 1965, 8:05 PM EDT
Att. 2,540 - Unknown

livebaseballscorecards.com

AB	31
R	5
H	10
RBI	3
BB	2
SO	5
LOB	13



1B: 6	SF: 0
2B: 1	SAC: 0
3B: 1	DP: 1
HR: 2	HBP: 0

WP: 0	PA: 33
PB: 0	
SB: 1	
CS: 1	

Inning Stats	R: 0	H: 0	E: 0	K: 0	S: 3	LOB: 0	BB: 0	P: 3									
PITCHER	IP	WLS	BF	H	R	ER	SO	BB	IBB	HBP	BLK	WP	HR	S	P	ERA	WHIP
Pete Richert, L ERA: 4.43 (1, 1)	4.0	L	19	7	5	3	1	0	1	0	0	0	2	19	23	6.75	1.750
Bennie Daniels, R ERA: 3.09 (5, 1)	2.0		7	2	0	0	2	0	0	0	0	0	0	11	11	0.00	1.000
Jim Duckworth, R ERA: 0.96 (7, 1)	2.0		8	1	0	0	2	1	0	0	0	0	0	11	15	0.00	1.000

R: 0	H: 1	E: 0	K: 1	S: 5	LOB: 0	BB: 0	P: 5										
PITCHER	IP	WLS	BF	H	R	ER	SO	BB	IBB	HBP	BLK	WP	HR	S	P	ERA	WHIP

Batter	1	2	3	4	5	6	7	8	9	AB R H RBI BB SO LOB	TOP											
Don Blasingame, L (1, 4) OBP: 0.325, SLG: 0.442	0-0 5-3		0-0 L9	0-0 4-3		0-0 2-H 1B			0-0 5-3	5 0 1 1 0 0 1												
Ken McMullen, R (1, 5) OBP: 0.274, SLG: 0.370	0-0 5-3		4-0 WP BB		0-0 3B 1B	0-0 F8			0-3 K	4 1 1 0 1 1 1												
Don Lock, R (1, 8) OBP: 0.286, SLG: 0.304	0-0 E6		0-0 F7		0-0 1-H 3B				0-3 K	4 0 1 1 0 1 1												
Frank Howard, R (1, 7) OBP: 0.341, SLG: 0.425	0-0 5-3		4-0 BB		4-0 G6-4-3 BB				0-0 F3	2 0 0 0 2 0 1 0 0 0 0 0 0 0												
Ron Kline, R (9, 1)																						
Woodie Held, R (1, 9) OBP: 0.423, SLG: 0.463		0-0 1B FC6-4 1B	0-0 6-3		0-3 K				0-3 K	4 1 1 0 0 2 4												
Roy Sievers, R (1, 3) OBP: 0.286, SLG: 0.263		0-0 1B FC6-4		0-0 PB E 2B		0-0 G6-4-3			0-0 4-3	2 1 2 0 0 0 0 2 0 0 0 0 0 2												
Bob Chance, L (5, PH) OBP: 0.317, SLG: 0.411																						
Joe McCabe, R (1, 2) OBP: 0.320, SLG: 0.350		0-0 FC6-4		0-3 K		0-3 K			0-0 F4	4 0 0 1 0 2 2												
Ken Hamlin, R (1, 6) OBP: 0.235, SLG: 0.188		0-0 F2		0-0 E2 E9		0-0 SH3 1B 1B			0-0 F4	4 1 1 0 0 0 1												
Phil Ortega, R (1, 1)																						
Steve Ridzik, R (7, 1)																						
Willie Kirkland, L (9, PH) OBP: 0.176, SLG: 0.281		0-3 K		0-0 E9		0-0 SH3			0-0 F8	2 0 0 0 0 1 2 0 0 0 0 0 0 0 1 0 0 0 0 0 0												
Inning Stats	R: 0 E: 1 K: 0 S: 4	H: 0 LOB: 1 BB: 0 P: 4	R: 1 E: 0 K: 1 S: 7	H: 2 LOB: 1 BB: 0 P: 7	R: 0 E: 0 K: 0 S: 3	H: 0 LOB: 2 BB: 2 P: 11	R: 1 E: 2 K: 1 S: 7	H: 1 LOB: 1 BB: 0 P: 7	R: 1 E: 0 K: 1 S: 6	H: 2 LOB: 1 BB: 1 P: 10	R: 1 E: 0 K: 1 S: 7	H: 2 LOB: 1 BB: 0 P: 7	R: 0 E: 0 K: 2 S: 7	H: 0 LOB: 0 BB: 0 P: 7	R: 0 E: 0 K: 0 S: 3	H: 0 LOB: 0 BB: 0 P: 3	R: 0 E: 0 K: 1 S: 5	H: 0 LOB: 0 BB: 0 P: 5	1B: 5 2B: 1 3B: 1 HR: 0	SF: 0 SAC: 1 DP: 1 HBP: 0	WP: 1 PB: 1 SB: 0 CS: 0	PA: 38
PITCHER	IP WLS BF H R ER SO BB IBB HBP BLK WP HR S P ERA WHIP																					
John O'Donoghue, L (1, 1) ERA: 2.96	4.0 L 21 5 3 2 2 2 2 0 0 0 1 0 23 31 4.50 1.750																					
Rollie Sheldon, R (5, 1) ERA: 1.93	3.0 11 2 1 1 4 1 0 0 0 0 0 0 18 22 3.00 1.000																					
Wes Stock, R (8, 1) ERA: 5.74	2.0 6 0 0 0 1 0 0 0 0 0 0 0 8 8 0.00 0.000																					

Washington Senators @ Kansas City Athletics
Municipal Stadium, Kansas City, MO
Tue May 04 1965, 8:05 PM EDT
Att. 4,206 - Unknown

livebaseballscorecards.com

AB	34
R	4
H	7
RBI	3
BB	3
SO	7
LOB	15




BOTTOM

Washington Senators @ Kansas City Athletics
Municipal Stadium, Kansas City, MO

livebaseballscores.com

AB	33
R	2
H	9
RBI	1
BB	3
SO	3
LOB	17



WP:	0	PA:	36
PB:	0	ERA:	
SB:	2	WHIP:	
CS:	0		

Tue May 04 1965, 8:05 PM EDT
Att. 4,206 - Unknown

Batter	1	2	3	4	5	6	7	8	9	AB	R	H	RBI	BB	SO	LOB
Dick Green, R OBP: 0.397, SLG: 0.321 (1, 4)	0-0 6-3 1B		0-0 1B		0-0 F4		0-0 F2			4	0	2	0	0	0	1
Wayne Causey, L OBP: 0.418, SLG: 0.429 (1, 6)	0-0 6-3 1-2		0-0 F8		0-0 F8			0-0 2B		4	0	1	0	0	0	2
Bert Campaneris, R OBP: 0.361, SLG: 0.424 (1, 7)	4-0 S BB		0-0 G1-6-3 1B			4-0 S BB		0-0 F7		2	0	1	0	2	0	1
Nelson Mathews, R OBP: 0.548, SLG: 0.852 (1, 8)	0-0 F8 1-2		0-0 G1-6-3 1-2f			0-3 K 1-2		0-3 K		4	0	0	0	0	2	5
Ken Harrelson, R OBP: 0.286, SLG: 0.370 Mike Hershberger, R OBP: 0.172, SLG: 0.204 (1, 9) (9, 9)		0-0 F7		0-0 1B G6-4-3 1B		0-0 F9		0-0 5-3		4	1	1	0	0	0	2
Jim Gentile, L OBP: 0.269, SLG: 0.510 (1, 3)		0-3 K		0-0 G6-4-3 1B		0-0 F7		0-0 F9		4	0	1	0	0	1	1
Ed Charles, R OBP: 0.355, SLG: 0.389 (1, 5)		4-0 3B BB		0-0 G6-4-3 1-2f 3-H			0-0 3B		0-0 F8	3	1	1	0	1	0	1
Billy Bryan, L OBP: 0.289, SLG: 0.450 (1, 2)		0-0 1-H 3B		0-0 5-3			0-0 F5		0-0 1B	4	0	2	1	0	0	1
John O'Donoghue, R OBP: 0.429, SLG: 0.333 Rollie Sheldon, R Skip Lockwood, R Wes Stock, R Rene Lachemann, R (1, 1) (5, 1) (7, PH) (8, 1) (9, PH)		0-0 F8			0-0 L6		0-0 5-3		0-0 G3	1	0	0	0	0	0	1

Inning Stats	Pitcher																				
R: 0 E: 0 K: 3 S: 3	H: 1 LOB: 1 BB: 1 P: 7	R: 1 E: 0 K: 1 S: 6	H: 1 LOB: 1 BB: 1 P: 10	R: 0 E: 0 K: 0 S: 4	H: 2 LOB: 1 BB: 0 P: 4	R: 1 E: 0 K: 0 S: 4	H: 2 LOB: 0 BB: 0 P: 4	R: 0 E: 0 K: 3 S: 3	H: 0 LOB: 0 BB: 0 P: 3	R: 0 E: 0 K: 1 S: 5	H: 0 LOB: 1 BB: 1 P: 9	R: 0 E: 0 K: 0 S: 4	H: 1 LOB: 1 BB: 0 P: 4	R: 0 E: 0 K: 1 S: 6	H: 1 LOB: 1 BB: 0 P: 6	R: 0 E: 0 K: 0 S: 4	H: 1 LOB: 1 BB: 0 P: 4	1B: 6 2B: 1 3B: 2 HR: 0	SF: 0 SAC: 0 DP: 2 HBP: 0	WP: 0 PB: 0 SB: 2 CS: 0	PA: 36 ERA WHIP

Batter	1	2	3	4	5	6	7	8	9	AB R H RBI BB SO LOB	TOP											
Phil Linz, R (1, 9) OBP: 0.208, SLG: 0.095	0-0 F6		0-0 L8		0-0 F2			0-0 F4		4 0 0 0 0 0 0	New York Yankees @ Washington Senators D.C. Stadium, Washington, DC Fri May 07 1965, 7:05 PM EDT Overcast											
Bobby Richardson, R (1, 4) OBP: 0.370, SLG: 0.365	0-0 F4		0-0 F8			0-0 F9		0-0 2B 1B	4 0 1 0 0 0 0													
Joe Pepitone, L (1, 3) OBP: 0.266, SLG: 0.281	0-0 F5		0-0 1-3			0-0 F6		0-0 L8	4 0 0 0 0 0 1													
Tom Tresh, S (1, 8) OBP: 0.353, SLG: 0.506		4-0 SH1-3 1B 1B BB		0-0 5-3		0-0 F5		0-0 1-3 2B	3 1 1 0 1 0 0													
Hector Lopez, R (1, 7) OBP: 0.269, SLG: 0.304		0-0 SH1-3 1-2 1B 1B		0-0 F4		0-3 K		4-0 IBB	3 1 1 0 1 1 0													
Tony Kubek, L (1, 6) OBP: 0.237, SLG: 0.258		0-0 SH1-3 1-2 2-3		0-0 F6		0-0 G3		0-0 F5	3 0 0 0 0 0 3													
Doc Edwards, R (1, 2) OBP: 0.194, SLG: 0.167		0-0 2-H 3-H 1B		0-0 F6		0-0 F7		0-0 F8	3 0 1 2 0 0 0 1 0 0 0 0 0 3													
Art Lopez, L (9, PH) OBP: 0.182, SLG: 0.182																						
Clete Boyer, R (1, 5) OBP: 0.237, SLG: 0.288		0-0 F9			0-0 HR			0-0 4-3	3 1 1 1 0 0 1													
Mel Stottlemyre, R (1, 1) OBP: 0.100, SLG: 0.100		0-3 K			0-0 6-3			0-0 6-3	2 0 0 0 0 1 1 1 0 0 0 0 0 0 0 0 0 0 0 0 0													
Mickey Mantle, S (8, PH) OBP: 0.455, SLG: 0.542																						
Hal Reniff, R (8, 1)																						
Inning Stats	R: 0 E: 0 K: 0 S: 3	H: 0 LOB: 0 BB: 0 P: 3	R: 2 E: 0 K: 1 S: 7	H: 2 LOB: 1 BB: 1 P: 11	R: 0 E: 0 K: 0 S: 3	H: 0 LOB: 0 BB: 0 P: 3	R: 0 E: 0 K: 0 S: 3	H: 0 LOB: 0 BB: 0 P: 3	R: 1 E: 0 K: 0 S: 4	H: 1 LOB: 0 BB: 0 P: 4	R: 0 E: 0 K: 0 S: 3	H: 0 LOB: 0 BB: 0 P: 3	R: 0 E: 0 K: 1 S: 5	H: 0 LOB: 0 BB: 0 P: 5	R: 0 E: 0 K: 0 S: 3	H: 0 LOB: 0 BB: 0 P: 3	R: 0 E: 0 K: 0 S: 5	H: 2 LOB: 3 BB: 1 P: 9	1B: 3 2B: 1 3B: 0 HR: 1	SF: 0 SAC: 1 DP: 0 HBP: 0	WP: 0 PB: 0 SB: 0 CS: 0	PA: 34
PITCHER	IP WLS BF H R ER SO BB IBB HBP BLK WP HR S P ERA WHIP																					
Mike McCormick, L (1, 1) ERA: 2.75	8.1 W 31 5 3 3 2 1 0 0 0 0 1 34 38 3.24 0.720																					
Ron Kline, R (9, 1) ERA: 1.29	0.2 S 3 0 0 0 0 0 0 1 0 0 0 0 2 6 0.00 0.000																					

AB	31
R	3
H	5
RBI	3
BB	2
SO	2
LOB	9



Batter	1	2	3	4	5	6	7	8	9	AB R H RBI BB SO LOB
--------	---	---	---	---	---	---	---	---	---	----------------------

<p>Don Blasingame, L (1, 4) OBP: 0.322, SLG: 0.432</p>	<p>Ken McMullen, R (1, 5) OBP: 0.273, SLG: 0.379</p>				<p>Bob Chance, L (1, 3) Joe Cunningham, L (9, 3)</p>	<p>Frank Howard, R (1, 7) Woodie Held, R (8, PR) Woody Held, R (9, 7)</p>	<p>Don Lock, R (1, 8) OBP: 0.284, SLG: 0.292</p>	<p>Willie Kirkland, L (1, 9) OBP: 0.216, SLG: 0.314</p>	<p>Mike Brumley, L (1, 2) OBP: 0.125, SLG: 0.125</p>	<p>Ed Brinkman, R (1, 6) OBP: 0.196, SLG: 0.185 Jim King, L (7, PH) OBP: 0.211, SLG: 0.265 Ken Hamlin, R (8, 6) OBP: 0.235, SLG: 0.188</p>	<p>Mike McCormick, L (1, 1) Ron Kline, R (9, 1)</p>	<p>Ed Brinkman, R (1, 6) OBP: 0.196, SLG: 0.185 Jim King, L (7, PH) OBP: 0.211, SLG: 0.265 Ken Hamlin, R (8, 6) OBP: 0.235, SLG: 0.188</p>	<p>Mike McCormick, L (1, 1) Ron Kline, R (9, 1)</p>	<p>Ed Brinkman, R (1, 6) OBP: 0.196, SLG: 0.185 Jim King, L (7, PH) OBP: 0.211, SLG: 0.265 Ken Hamlin, R (8, 6) OBP: 0.235, SLG: 0.188</p>	<p>Ed Brinkman, R (1, 6) OBP: 0.196, SLG: 0.185 Jim King, L (7, PH) OBP: 0.211, SLG: 0.265 Ken Hamlin, R (8, 6) OBP: 0.235, SLG: 0.188</p>	<p>Ed Brinkman, R (1, 6) OBP: 0.196, SLG: 0.185 Jim King, L (7, PH) OBP: 0.211, SLG: 0.265 Ken Hamlin, R (8, 6) OBP: 0.235, SLG: 0.188</p>	<p>Ed Brinkman, R (1, 6) OBP: 0.196, SLG: 0.185 Jim King, L (7, PH) OBP: 0.211, SLG: 0.265 Ken Hamlin, R (8, 6) OBP: 0.235, SLG: 0.188</p>	<p>Ed Brinkman, R (1, 6) OBP: 0.196, SLG: 0.185 Jim King, L (7, PH) OBP: 0.211, SLG: 0.265 Ken Hamlin, R (8, 6) OBP: 0.235, SLG: 0.188</p>	<p>Ed Brinkman, R (1, 6) OBP: 0.196, SLG: 0.185 Jim King, L (7, PH) OBP: 0.211, SLG: 0.265 Ken Hamlin, R (8, 6) OBP: 0.235, SLG: 0.188</p>	<p>Ed Brinkman, R (1, 6) OBP: 0.196, SLG: 0.185 Jim King, L (7, PH) OBP: 0.211, SLG: 0.265 Ken Hamlin, R (8, 6) OBP: 0.235, SLG: 0.188</p>	<p>Ed Brinkman, R (1, 6) OBP: 0.196, SLG: 0.185 Jim King, L (7, PH) OBP: 0.211, SLG: 0.265 Ken Hamlin, R (8, 6) OBP: 0.235, SLG: 0.188</p>
<p>Inning Stats</p>	<p>R: 2 H: 3 E: 0 LOB: 2 K: 0 BB: 1 S: 6 P: 10</p>	<p>R: 0 H: 0 E: 0 LOB: 0 K: 1 BB: 0 S: 5 P: 5</p>	<p>R: 0 H: 0 E: 0 LOB: 0 K: 1 BB: 0 S: 5 P: 5</p>	<p>R: 0 H: 0 E: 0 LOB: 0 K: 0 BB: 0 S: 3 P: 3</p>	<p>R: 0 H: 1 E: 0 LOB: 1 K: 1 BB: 0 S: 6 P: 6</p>	<p>R: 0 H: 0 E: 0 LOB: 0 K: 0 BB: 0 S: 3 P: 3</p>	<p>R: 2 H: 2 E: 0 LOB: 0 K: 1 BB: 0 S: 7 P: 7</p>	<p>R: 0 H: 0 E: 0 LOB: 1 K: 0 BB: 1 S: 3 P: 7</p>	<p>R: 2 H: 0 E: 0 LOB: 0 K: 1 BB: 1 S: 3 P: 7</p>	<p>1B: 3 SF: 0 2B: 2 SAC: 1 3B: 0 DP: 0 HR: 1 HBP: 0</p>											

BOTTOM

New York Yankees @ Washington Senators
 D.C. Stadium, Washington, DC
 Fri May 07 1965, 7:05 PM EDT
 Overcast

AB	29
R	4
H	6
RBI	3
BB	2
SO	4
LOB	5



PITCHER		IP	WLS	BF	H	R	ER	SO	BB	IBB	HBP	BLK	WP	HR	S	P	ERA	WHIP
Mel Stottlemyre, R (1, 1) ERA: 2.61		7.0	L	28	6	4	4	4	1	0	0	0	1	1	35	39	5.14	1.000
Hal Reniff, R (8, 1) ERA: 5.4		1.0		4	0	0	0	0	1	0	0	0	0	0	3	7	0.00	1.000

Batter	1	2	3	4	5	6	7	8	9	AB R H RBI BB SO LOB	TOP											
Art Lopez, L (1, 9) OBP: 0.154, SLG: 0.154	0-0 F9	0-0 G3 1-2 2-3			0-0 F7		0-0 F7			4 0 0 0 0 0 2	New York Yankees @ Washington Senators D.C. Stadium, Washington, DC Fri May 07 1965, 7:05 PM EDT Att: 24,171 - Unknown											
Bobby Richardson, R (1, 4) OBP: 0.376, SLG: 0.372	0-0 6-3		0-0 1B 1B		0-0 2B 1B		0-0 F3			4 1 2 0 0 0 0												
Joe Pepitone, L (1, 3) OBP: 0.265, SLG: 0.279	0-0 3-1		0-0 G5-4-3 1-2 1B		0-0 F3			0-0 F9		4 0 1 0 0 0 1												
Tom Tresh, S (1, 8) OBP: 0.348, SLG: 0.506		0-0 F6	0-0 F5		0-0 1-H 2B			0-0 4-3		4 0 1 1 0 0 2												
Hector Lopez, R (1, 7) OBP: 0.233, SLG: 0.259		0-0 G3	0-0 G5-4-3 1-2f		0-0 6-3			0-0 F8		4 0 0 0 0 0 3												
Tony Kubek, L (1, 6) OBP: 0.263, SLG: 0.286		0-0 1B 1B		0-0 4-3 1B		0-0 CS 1B		0-0 L1-3		4 1 3 0 0 0 0												
Clete Boyer, R (1, 5) OBP: 0.236, SLG: 0.286		0-0 1B 1B		0-0 4-3 1-2		0-3 K 1-2		0-0 5-3		4 1 1 0 0 1 2												
Bob Schmidt, R (1, 2) OBP: 0.316, SLG: 0.444		0-0 WP 1B		0-3 K		0-3 K		0-0 L1-3		4 0 1 1 0 2 1												
Al Downing, R (1, 1) OBP: 0.182, SLG: 0.182 Pedro Ramos, S (7, 1)		0-0 WP 1B		0-0 F6		0-3 K				3 0 1 1 0 1 1 0 0 0 0 0 0 0												
Inning Stats	R: 0 E: 0 K: 0 S: 3 H: 0 LOB: 0 BB: 0 P: 3	R: 2 E: 0 K: 0 S: 7 H: 4 LOB: 2 BB: 0 P: 7	R: 0 E: 0 K: 0 S: 4 H: 2 LOB: 1 BB: 0 P: 4	R: 0 E: 0 K: 1 S: 6 H: 1 LOB: 1 BB: 0 P: 6	R: 1 E: 0 K: 0 S: 5 H: 2 LOB: 1 BB: 0 P: 5	R: 0 E: 0 K: 2 S: 7 H: 1 LOB: 0 BB: 0 P: 7	R: 0 E: 0 K: 1 S: 5 H: 0 LOB: 0 BB: 0 P: 5	R: 0 E: 0 K: 0 S: 3 H: 0 LOB: 0 BB: 0 P: 3	R: 0 E: 0 K: 0 S: 3 H: 0 LOB: 0 BB: 0 P: 3	1B: 9 2B: 1 3B: 0 HR: 0 SF: 0 SAC: 0 DP: 1 HBP: 0	WP: 1 PB: 0 SB: 0 CS: 1 PA: 35											
PITCHER	Dallas Green, R (1, 1) ERA: 3.14 Steve Ridzik, R (3, 1) ERA: 3.22 Ron Kline, R (8, 1) ERA: 1.13											PITCHER IP WLS BF H R ER SO BB IBB HBP BLK WP HR S P ERA WHIP										

livebaseballscores.com

AB	35
R	3
H	10
RBI	3
BB	0
SO	4
LOB	12



BOTTOM

New York Yankees @ Washington Senators
 D.C. Stadium, Washington, DC
 Fri May 07 1965, 7:05 PM EDT
 Att. 24,171 - Unknown

AB	31
R	7
H	9
RBI	7
BB	5
SO	7
LOB	18



WP:	0	PA:	37
PB:	0	SB:	0
CS:	0		

AB R H RBI BB SO LOB

5	1	1	0	0	1	1
3	1	1	0	0	1	1
3	2	2	0	1	0	0
3	0	1	3	1	1	2
0	1	0	0	0	0	0
3	1	2	4	1	0	0
2	0	0	0	2	0	3
0	0	0	0	0	0	0
4	0	0	0	0	3	7
4	0	0	0	0	0	4
1	0	0	0	0	1	0
1	0	1	0	0	0	0
1	0	1	0	0	0	0
0	1	0	0	0	0	0
1	0	0	0	0	0	0

1B:	7	SF:	0
2B:	0	SAC:	1
3B:	1	DP:	0
HR:	1	HBP:	0

WP	HR	S	P	ERA	WHIP
----	----	---	---	-----	------

Batter	1	2	3	4	5	6	7	8	9
Don Blasingame, L (1, 4) OBP: 0.315, SLG: 0.419	0-0 4-3 K	0-3 K			0-0 FC5-6 1B		0-0 SH1-4 3B 1B	0-0 L8	
Ken McMullen, R (1, 5) OBP: 0.275, SLG: 0.377	0-0 BB 1B 1B	0-0 F3			0-3 K		0-0 SH1-4 1-2 2-3		
Don Lock, R (1, 8) OBP: 0.306, SLG: 0.307	0-0 BB 1-2 1B		0-0 F2		0-0 1-3 1B		4-0 BB 3B BB		
Frank Howard, R (1, 7) OBP: 0.344, SLG: 0.430 Willie Kirkland, L (7, PR) OBP: 0.216, SLG: 0.314	4-0 BB 1B 1-2 2-3 BB		0-0 6-3		0-3 K		0-0 HR 3B		
Woodie Held, R (1, 9) OBP: 0.446, SLG: 0.545	0-0 BB 1-2 2-H 3-H 1B		0-0 L6			4-0 BB	0-0 HR 3-H		
Roy Sievers, R (1, 3) OBP: 0.320, SLG: 0.238 Ron Kline, R (8, 1)	4-0 1-2 2-3 BB			4-0 K BB		0-0 F7	0-0 F4		
Joe McCabe, R (1, 2) OBP: 0.276, SLG: 0.292	0-3 K			0-3 K 1-2		0-3 K	0-0 F7		
Ed Brinkman, R (1, 6) OBP: 0.183, SLG: 0.172	0-0 4-3			0-0 6-3		0-0 F5		0-0 G3	
Dallas Green, L (1, 1) Steve Ridzik, R (3, 1) OBP: 0.200, SLG: 0.200 Don Zimmer, R (7, PH) OBP: 0.188, SLG: 0.333 Ken Hamlin, R (7, PR) OBP: 0.235, SLG: 0.188 Joe Cunningham, L (8, 3)		0-3 K			0-0 FC5-6 1B		0-0 SH1-4 3B 1B	0-0 5-3	

Inning Stats	R: 2	H: 3	E: 0	LOB: 3	K: 1	S: 8	P: 16	R: 0	H: 0	E: 0	LOB: 0	K: 2	S: 7	R: 0	H: 0	E: 0	LOB: 0	K: 0	S: 3	R: 0	H: 0	E: 0	LOB: 0	K: 1	S: 4	R: 0	H: 2	E: 0	LOB: 2	K: 2	S: 9	R: 0	H: 0	E: 0	LOB: 1	K: 1	S: 5	R: 5	H: 4	E: 0	LOB: 2	K: 0	S: 7	R: 0	H: 0	E: 0	LOB: 0	K: 0	S: 3
--------------	------	------	------	--------	------	------	-------	------	------	------	--------	------	------	------	------	------	--------	------	------	------	------	------	--------	------	------	------	------	------	--------	------	------	------	------	------	--------	------	------	------	------	------	--------	------	------	------	------	------	--------	------	------

PITCHER	IP	WLS	BF	H	R	ER	SO	BB	IBB	HBP	BLK	WP	HR	S	P	ERA	WHIP
Al Downing, L (1, 1) ERA: 3.49	6.1	L	29	7	5	5	7	4	0	0	0	0	0	39	55	7.11	1.737
Pedro Ramos, R (7, 1) ERA: 4.85	1.2		8	2	2	2	0	1	0	0	0	0	1	7	11	10.80	1.800

Batter	1	2	3	4	5	6	7	8	9	AB R H RBI BB SO LOB	TOP											
Phil Linz, R OBP: 0.241, SLG: 0.083 (1, 9) BB BB	4-0 FC4-6 BB	4-0 S BB	0-0 FC5 2-3f			0-0 F3		0-0 F8		3 0 0 0 2 0 3												
Bobby Richardson, R OBP: 0.356, SLG: 0.349 (1, 4) X	0-0 FC4-6 1B 1-2f HR	0-0 B1-3			0-3 K	0-0 F5		0-0 F8		5 1 0 0 0 1 2												
Tony Kubek, L OBP: 0.271, SLG: 0.284 (1, 6) X	0-0 HR 1B	0-0 F2			4-0 S BB	0-0 1-3			0-0 F5	4 1 1 0 1 0 1												
Joe Pepitone, L OBP: 0.260, SLG: 0.318 (1, 3) X	0-0 HR	0-0 1-3			0-0 F9		0-3 K		0-0 L4	5 1 1 3 0 1 2												
Tom Tresh, S OBP: 0.351, SLG: 0.517 (1, 8) (9, 7) X	0-0 F4				4-0 2B BB	0-0 6-3			0-0 3B	4 0 1 0 1 0 1												
Hector Lopez, R OBP: 0.314, SLG: 0.387 Ross Moschitto, R (1, 7) (9, 8) X	0-0 2B 1B				0-0 FC5 1-3 2B	4-0 4-3 K BB			0-3 WP HR 2B	4 2 3 0 1 1 1 0 0 0 0 0 0 0												
Clete Boyer, R OBP: 0.269, SLG: 0.373 (1, 5) X	0-0 1B 2B				0-3 K	4-0 K 4-3 BB			0-0 2B HR	3 2 2 3 1 1 2												
Doc Edwards, R OBP: 0.229, SLG: 0.182 (1, 2) X	0-0 1B				4-0 IBB	0-0 4-3			0-0 6-3	3 0 1 1 1 0 2												
Jim Bouton, R OBP: 0.200, SLG: 0.077 (1, 1) X	0-0 6-3				0-3 K	0-3 K			0-0 L4	4 0 0 0 0 2 6												
Inning Stats	R: 5 E: 0 K: 0 S: 8	H: 5 LOB: 1 BB: 1 P: 12	R: 0 E: 0 K: 0 S: 3	H: 0 LOB: 1 BB: 1 P: 7	R: 0 E: 0 K: 2 S: 8	H: 1 LOB: 3 BB: 2 P: 16	R: 0 E: 0 K: 1 S: 5	H: 0 LOB: 1 BB: 1 P: 9	R: 0 E: 0 K: 1 S: 4	H: 0 LOB: 2 BB: 2 P: 12	R: 0 E: 0 K: 0 S: 3	H: 0 LOB: 0 BB: 0 P: 3	R: 2 E: 0 K: 1 S: 7	H: 2 LOB: 0 BB: 0 P: 7	R: 0 E: 0 K: 0 S: 3	H: 0 LOB: 0 BB: 0 P: 3	R: 0 E: 0 K: 1 S: 6	H: 1 LOB: 1 BB: 0 P: 6	1B: 3 2B: 3 3B: 1 HR: 2	SF: 0 SAC: 0 DP: 0 HBP: 0	WP: 1 PB: 0 SB: 2 CS: 0	PA: 42
PITCHER	IP WLS BF H R ER SO BB IBB HBP BLK WP HR S P ERA WHIP																				PITCHER	IP WLS BF H R ER SO BB IBB HBP BLK WP HR S P ERA WHIP
Pete Richert, L ERA: 6.26 (1, 1)	0.2 L 7 4 5 5 0 1 0 0 0 0 1 6 10 67.50 7.500																					
Buster Narum, R ERA: 6.75 (1, 1)	2.1 12 2 0 0 2 2 1 0 0 0 0 0 13 25 0.00 1.714																					
Frank Kreutzer, L ERA: 2.84 (4, 1)	3.0 11 0 0 0 2 3 0 0 0 0 0 0 12 24 0.00 1.000																					
Nick Willhite, L ERA: 7.11 (7, 1)	3.0 12 3 2 2 2 0 0 0 0 1 1 16 16 6.00 1.000																					

New York Yankees @ Washington Senators
 D.C. Stadium, Washington, DC
 Sat May 08 1965, 3:33 AM EDT
 Att. 6,866 - Overcast

AB	35
R	7
H	9
RBI	7
BB	7
SO	6
LOB	20



livebaseballscorecards.com

Batter 1 2 3 4 5 6 7 8 9 AB R H RBI BB SO LOB BOTTOM

Don Blasingame, L OBP: 0.313, SLG: 0.404 (1, 4)	x 0-0 ① F6		x 0-0 ③ F4		x 0-0 ② F9				BB BB BB BB 4-0 BB BB 1-2 2B BB	3 1 0 0 1 0 1
Ken McMullen, R OBP: 0.288, SLG: 0.375 (1, 5)	x 0-0 L4-3 1B		x 0-0 ① 6-3		x 0-0 ③ 6-3				BB BB BB BB 4-0 BB 1-2 2-3 2B BB	3 1 1 0 1 0 0
Bob Chance, L OBP: 0.296, SLG: 0.391 (1, 3)	x 0-0 ② L4-3 1-2		SS 0-3 ② K		x 0-0 ① F7				SS SS 0-3 ① K	4 0 0 0 0 2 4
Frank Howard, R OBP: 0.330, SLG: 0.410 (1, 7)		x 0-0 ① F5	SS 0-3 ③ K		x 0-0 ② 4-3				SS SS 0-3 ② K	4 0 0 0 0 2 3
Don Lock, R OBP: 0.303, SLG: 0.295 (1, 8)		x 0-0 ② F5		x 0-0 ① F6					BB BB BB BB 4-0 2B 1-2 2-3 3-H BB	3 0 0 1 1 1 0
Willie Kirkland, L OBP: 0.220, SLG: 0.333 (1, 9)		x 0-0 ③ F9		x 0-0 ② F5		x 0-0 ① F9			0-0 1-3 2-H 3-H 2B	4 0 1 2 0 0 0
Mike Brumley, L OBP: 0.139, SLG: 0.114 (1, 2)			x 0-0 ① 4-3		H 1-0 HBP				SS SS 0-3 ② K	3 0 0 0 0 1 2
Ed Brinkman, R OBP: 0.190, SLG: 0.180 (1, 6)			x 0-0 1B		x 0-0 ③ L8				x 0-0 ③ 6-3	3 0 1 0 0 0 1
Pete Richert, L OBP: 0.167, SLG: 0.167 (1, 1)			x 0-0 ② F5		x 0-0 ① F3				x 0-0 BB BB BB 1B	0 0 0 0 0 0 0
Buster Narum, R OBP: 0.167, SLG: 0.667 (3, PH)										0 0 0 0 0 0 0
Joe Cunningham, L (4, 1)										1 0 0 0 0 0 1
Frank Kreutzer, R (6, PH)										0 0 0 0 0 0 0
Don Zimmer, R OBP: 0.176, SLG: 0.313 (7, 1)										1 0 0 0 0 0 0
Nick Willhite, L (9, PH)										0 0 0 0 0 0 0
Jim King, L OBP: 0.231, SLG: 0.286 (9, PH)										1 1 1 0 0 0 0

Inning Stats	R: 0 E: 0 K: 0 S: 3	H: 1 LOB: 0 BB: 0 P: 3	R: 0 E: 0 K: 0 S: 3	H: 0 LOB: 0 BB: 0 P: 3	R: 0 E: 0 K: 0 S: 4	H: 1 LOB: 1 BB: 0 P: 4	R: 0 E: 0 K: 2 S: 7	H: 0 LOB: 0 BB: 0 P: 7	R: 0 E: 0 K: 0 S: 3	H: 0 LOB: 1 BB: 0 P: 4	R: 0 E: 0 K: 0 S: 3	H: 0 LOB: 0 BB: 0 P: 3	R: 0 E: 0 K: 1 S: 5	H: 0 LOB: 0 BB: 0 P: 5	R: 0 E: 0 K: 1 S: 5	H: 0 LOB: 0 BB: 0 P: 5	R: 3 E: 0 K: 2 S: 9	H: 2 LOB: 2 BB: 3 P: 21	1B: 3 2B: 2 3B: 0 HR: 0	SF: 0 SAC: 0 DP: 1 HBP: 1
--------------	------------------------------	---------------------------------	------------------------------	---------------------------------	------------------------------	---------------------------------	------------------------------	---------------------------------	------------------------------	---------------------------------	------------------------------	---------------------------------	------------------------------	---------------------------------	------------------------------	---------------------------------	------------------------------	----------------------------------	----------------------------------	------------------------------------

PITCHER	Jim Bouton, R ERA: 5.03 (1, 1)	IP	9.0	WLS	W	BF	34	H	4	R	3	ER	3	SO	6	BB	3	IBB	0	HBP	1	BLK	0	WP	0	HR	0	S	42	P	55	ERA	3.00	WHIP	0.778
PITCHER		IP		WLS		BF		H		R		ER		SO		BB		IBB		HBP		BLK		WP		HR		S		P		ERA		WHIP	

New York Yankees @ Washington Senators
D.C. Stadium, Washington, DC
Sat May 08 1965, 3:33 AM EDT
Att: 6,866 - Overcast

AB	30
R	3
H	4
RBI	3
BB	3
SO	6
LOB	12




WP: 0	PA: 34
PB: 0	
SB: 0	
CS: 0	

Batter	1	2	3	4	5	6	7	8	9	AB R H RBI BB SO LOB	TOP											
Phil Linz, R (1, 9) OBP: 0.242, SLG: 0.214	0-0 6-3			0-0 HR		0-0 F8		0-0 F8		4 1 1 1 0 0 0												
Bobby Richardson, R (1, 4) OBP: 0.351, SLG: 0.345	0-0 F8			0-0 1-3		0-0 1B		0-0 L6		4 0 1 0 0 0 0												
Tony Kubek, L (1, 6) OBP: 0.270, SLG: 0.308	0-0 F9			0-0 5-3		0-0 4-3				4 1 1 0 0 0 1												
Joe Pepitone, L (1, 3) OBP: 0.273, SLG: 0.329		0-0 F6		0-0 1B		0-0 4-3				4 1 2 1 0 0 0												
Tom Tresh, S (1, 8) OBP: 0.347, SLG: 0.505		0-0 F4		0-0 L8		0-0 4-3				4 0 1 0 0 0 1												
Hector Lopez, R (1, 7) OBP: 0.308, SLG: 0.471		0-0 6-3			0-0 F8		0-0 HR			3 1 1 2 0 0 0												
Clete Boyer, R (1, 5) OBP: 0.268, SLG: 0.355			0-0 F7		0-0 F6		4-0 FC4-6 BB			3 0 0 0 1 0 1												
Doc Edwards, R (1, 2) OBP: 0.216, SLG: 0.171			0-0 5-3		0-0 5-3		0-0 FC4-6 1-2f			2 0 0 0 0 0 0												
Mickey Mantle, S (7, PH) OBP: 0.448, SLG: 0.531										1 0 0 0 0 0 1												
Bob Schmidt, R (7, 2) OBP: 0.350, SLG: 0.474										1 0 1 0 0 0 0												
Whitey Ford, L (1, 1) OBP: 0.250, SLG: 0.182			0-0 4-3			0-0 1-6-3		0-3 K		2 0 0 0 0 0 0												
Pete Mikkelsen, R (7, 1) OBP: 0.148, SLG: 0.148										0 0 0 0 0 0 0												
Steve Hamilton, L (7, 1) OBP: 0.148, SLG: 0.148										0 0 0 0 0 0 0												
Art Lopez, L (8, PH) OBP: 0.148, SLG: 0.148										1 0 0 0 0 0 1												
Hal Reniff, R (8, 1) OBP: 0.400, SLG: 0.600										0 0 0 0 0 0 0												
Gil Blanco, L (8, 1) OBP: 0.400, SLG: 0.600										0 0 0 0 0 0 0												
Pedro Gonzalez, R (9, PH) OBP: 0.400, SLG: 0.600										1 0 0 0 0 0 2												
Inning Stats	R: 0 E: 0 K: 0 S: 3	H: 0 LOB: 0 BB: 0 P: 3	R: 0 E: 0 K: 0 S: 3	H: 0 LOB: 0 BB: 0 P: 3	R: 0 E: 0 K: 0 S: 3	H: 0 LOB: 0 BB: 0 P: 3	R: 1 E: 0 K: 0 S: 5	H: 2 LOB: 1 BB: 0 P: 5	R: 0 E: 0 K: 0 S: 3	H: 0 LOB: 0 BB: 0 P: 3	R: 0 E: 0 K: 0 S: 4	H: 1 LOB: 1 BB: 0 P: 4	R: 1 E: 0 K: 0 S: 4	H: 1 LOB: 1 BB: 1 P: 8	R: 0 E: 0 K: 1 S: 5	H: 0 LOB: 0 BB: 0 P: 5	R: 2 E: 0 K: 0 S: 7	H: 4 LOB: 2 BB: 0 P: 7	1B: 5 2B: 0 3B: 1 HR: 2	SF: 1 SAC: 0 DP: 0 HBP: 0	WP: 0 PB: 0 SB: 0 CS: 0	PA: 36
PITCHER	IP WLS BF H R ER SO BB IBB HBP BLK WP HR S P ERA WHIP																					
Phil Ortega, R (1, 1) ERA: 5.2	7.0 W 26 4 2 2 0 1 0 0 0 0 0 2 25 29 2.57 0.714																					
Ron Kline, R (8, 1) ERA: 2.12	1.0 5 2 2 2 1 0 0 0 0 0 0 0 7 7 18.00 2.000																					
Bennie Daniels, R (9, 1) ERA: 2.96	1.0 S 5 2 0 0 0 0 0 0 0 0 0 0 5 5 0.00 2.000																					

New York Yankees @ Washington Senators
D.C. Stadium, Washington, DC
Sun May 09 1965, 3:33 AM EDT
Att. 23,545 - Overcast - 60 F

AB	34
R	4
H	8
RBI	4
BB	1
SO	1
LOB	6



Batter	1	2	3	4	5	6	7	8	9	AB R H RBI BB SO LOB	TOP																										
Don Wert, R (1, 5) OBP: 0.371, SLG: 0.333	0-0 5-3		0-0 CS 1B		4-0 BB		4-0 E BB	0-0 2-1	4-0 L1-3 1B BB	2 2 1 0 3 0 0																											
George Smith, R (1, 4) OBP: 0.222, SLG: 0.125 Jim Northrup, L (9, PH) OBP: 0.184, SLG: 0.174 Jerry Lumpe, L (9, 4) OBP: 0.319, SLG: 0.309	0-3 K		4-0 G5-4-3 BB		0-3 K		0-0 E1 E		0-3 K	3 1 0 0 1 2 3 1 0 0 0 0 1 1 0 0 0 0 0 0 0																											
Don Demeter, R (1, 3) OBP: 0.305, SLG: 0.329	4-0 BB		0-0 G5-4-3			0-0 F7	0-0 E6 L5-3 2B		0-0 L1-3 1B	4 2 2 3 1 0 1																											
Al Kaline, R (1, 9) OBP: 0.422, SLG: 0.530	0-0 L8			0-0 L7		4-0 WP BB BB	0-0 L5-3		0-0 L1-3	4 0 0 1 1 0 3																											
Willie Horton, R (1, 7) OBP: 0.292, SLG: 0.596		0-0 E6		0-0 5-3		0-3 K	0-0 HR		0-0 FC6-4 1B	5 1 2 3 0 1 1																											
Bill Freehan, R (1, 2) OBP: 0.241, SLG: 0.224		0-0 F8		4-0 BB		4-0 WP BB	0-3 K		0-0 FC6-4	3 0 0 0 2 1 2																											
George Thomas, R (1, 8) OBP: 0.333, SLG: 0.526 Norm Cash, L (7, 3) OBP: 0.341, SLG: 0.284		0-3 K		0-0 6-3		0-0 F2		0-3 K		3 0 0 0 0 1 4 1 0 0 0 0 1 0	AB 33 R 7 H 7 RBI 7 BB 9 SO 8 LOB 19																										
Dick McAuliffe, L (1, 6) OBP: 0.434, SLG: 0.512		4-0 BB			0-0 F7		0-0 E BB 1B	0-0 F9 WP 1B		3 1 2 0 1 0 0																											
Dave Wickersham, R (1, 1) Phil Regan, R (5, 1) OBP: 0.143, SLG: 0.143 Ray Oyler, R (7, PH) Fred Gladding, L (7, 1) Gates Brown, L (8, PH) OBP: 0.289, SLG: 0.462 Larry Sherry, R (8, 1) OBP: 0.400, SLG: 0.750		0-0 3-1		0-0 3-1		0-0 3-1		0-0 F9		2 0 0 0 0 0 2 0 0 0 0 0 0 0 1 0 0 0 0 1 1 0 0 0 0 0 0 0 1 0 0 0 0 0 1 0 0 0 0 0 0 0																											
Inning Stats	R: 0 E: 0 K: 1 S: 5	H: 0 LOB: 1 BB: 1 P: 9	R: 0 E: 1 K: 1 S: 6	H: 0 LOB: 2 BB: 1 P: 10	R: 0 E: 0 K: 0 S: 2	H: 1 LOB: 0 BB: 1 P: 6	R: 0 E: 0 K: 0 S: 3	H: 0 LOB: 1 BB: 1 P: 7	R: 0 E: 0 K: 1 S: 5	H: 0 LOB: 1 BB: 1 P: 9	R: 0 E: 0 K: 1 S: 5	H: 0 LOB: 2 BB: 2 P: 13	R: 5 E: 2 K: 2 S: 11	H: 3 LOB: 0 BB: 1 P: 15	R: 0 E: 0 K: 1 S: 5	H: 1 LOB: 1 BB: 0 P: 5	R: 2 E: 0 K: 1 S: 7	H: 2 LOB: 1 BB: 1 P: 11	1B: 5 2B: 1 3B: 0 HR: 1	SF: 0 SAC: 0 DP: 1 HBP: 0	WP: 2 PB: 0 SB: 1 CS: 1	PA: 42															
PITCHER	IP WLS BF H R ER SO BB IBB HBP BLK WP HR S P ERA WHIP																																				
Frank Kreuzer, L (1, 1) ERA: 2.84	6.1		30	3	4	2	5	8	0	0	0	1	0	32	64	2.84	1.737																				
Jim Duckworth, R (7, 1) ERA: 1.64	1.2		8	2	2	1	2	1	0	0	0	1	1	10	14	5.40	1.800																				
Ron Kline, R (9, 1) ERA: 2.5	1.0	L	5	2	1	1	1	0	0	0	0	0	0	7	7	9.00	2.000																				

Detroit Tigers @ Washington Senators
D.C. Stadium, Washington, DC
Tue May 11 1965, 7:05 PM EDT
Att. 6,066 - Unknown

livebaseballscorecards.com

Batter	1	2	3	4	5	6	7	8	9	AB	R	H	RBI	BB	SO	LOB
Don Blasingame, L (1, 4) OBP: 0.317, SLG: 0.426	0-0 4-3		0-0 4-3	0-0 1-3 1B		0-0 1B 3B		0-0 L9		5	1	2	0	0	0	0
Ken McMullen, R (1, 5) OBP: 0.329, SLG: 0.425	0-0 1B 1B		0-0 E8 1B	0-0 L9		0-0 G1-6-3 1B		0-0 1B		5	1	3	1	0	0	2
Bob Chance, L (1, 3) OBP: 0.313, SLG: 0.389	0-0 G4-6-3 1B		0-0 BB BB 1B		0-0 1B HR 1B	0-0 G1-6-3		0-0 G3		5	1	3	1	0	0	2
Frank Howard, R (1, 7) OBP: 0.333, SLG: 0.400	0-0 G4-6-3		4-0 BB BB	1-2 BB	0-0 L9	0-0 1B			0-0 F3	3	0	1	0	1	0	3
Woodie Held, R (7, 7) OBP: 0.433, SLG: 0.511	1-2 1B		1-2 BB							0	0	0	0	0	0	0
Jim King, L (9, PH) OBP: 0.238, SLG: 0.270	1-2 1B		1-2 BB							1	0	0	0	0	0	0
Don Lock, R (1, 8) OBP: 0.337, SLG: 0.301		4-0 3B BB	4-0 BB BB	1-2 2-3 BB	0-0 1B HR	0-0 5-3			4-0 BB	2	2	1	0	3	0	1
Willie Kirkland, L (1, 9) OBP: 0.239, SLG: 0.455		0-0 K 3B	0-3 K		0-0 HR		0-3 K		0-3 K	5	1	2	4	0	3	4
Doug Camilli, R (1, 2) OBP: 0.250, SLG: 0.300		0-3 K			0-0 L6	0-0 F7		0-0 3-1		4	0	0	0	0	1	1
Don Zimmer, R (9, PH) OBP: 0.158, SLG: 0.294		0-3 K			0-0 4-3	0-0 1B		0-3 K		1	0	0	0	0	0	1
Ed Brinkman, R (1, 6) OBP: 0.197, SLG: 0.188		0-3 K			0-0 4-3	0-0 1B		0-3 K		4	0	1	0	0	2	1
Frank Kreutzer, R (1, 1) OBP: 0.197, SLG: 0.188		0-3 K			4-0 1B BB	0-3 K		0-3 K		2	0	0	0	1	2	1
Jim Duckworth, R (7, 1) OBP: 0.197, SLG: 0.188		0-3 K			0-3 K			0-3 K		1	0	0	0	0	1	0
Ron Kline, R (9, 1) OBP: 0.197, SLG: 0.188		0-3 K			0-3 K			0-3 K		0	0	0	0	0	0	0

Inning Stats	R: 0	H: 2	E: 0	LOB: 1	K: 0	BB: 0	S: 4	R: 1	H: 1	E: 0	LOB: 1	K: 2	BB: 1	S: 7	R: 1	H: 1	E: 1	LOB: 3	K: 2	BB: 2	S: 9	R: 0	H: 1	E: 0	LOB: 2	K: 0	BB: 1	S: 4	R: 3	H: 4	E: 0	LOB: 1	K: 1	BB: 0	S: 9	R: 1	H: 3	E: 0	LOB: 1	K: 0	BB: 0	S: 5	R: 0	H: 0	E: 0	LOB: 0	K: 2	BB: 0	S: 7	R: 0	H: 1	E: 0	LOB: 1	K: 1	BB: 0	S: 6	R: 0	H: 0	E: 0	LOB: 1	K: 1	BB: 1	S: 5	R: 0	H: 0	E: 0	LOB: 1	K: 1	BB: 1	S: 9	1B: 10	SF: 0	2B: 0	SAC: 0	3B: 2	DP: 2	HR: 1	HBP: 0	WP: 0	PA: 43
--------------	------	------	------	--------	------	-------	------	------	------	------	--------	------	-------	------	------	------	------	--------	------	-------	------	------	------	------	--------	------	-------	------	------	------	------	--------	------	-------	------	------	------	------	--------	------	-------	------	------	------	------	--------	------	-------	------	------	------	------	--------	------	-------	------	------	------	------	--------	------	-------	------	------	------	------	--------	------	-------	------	--------	-------	-------	--------	-------	-------	-------	--------	-------	--------


PITCHER	IP	WLS	BF	H	R	ER	SO	BB	IBB	HBP	BLK	WP	HR	S	P	ERA	WHIP
Dave Wickersham, R (1, 1) ERA: 5.63	4.2		26	9	5	4	4	4	4	0	0	0	1	30	46	7.71	2.786
Phil Regan, R (5, 1) ERA: 4.32	1.1		6	3	1	1	1	0	0	0	0	0	0	8	8	6.75	2.250
Fred Gladding, R (7, 1) ERA: 2.25	1.0		3	0	0	0	2	0	0	0	0	0	0	7	7	0.00	0.000
Larry Sherry, R (8, 1) ERA: 0.36	2.0	W	8	1	0	0	2	1	0	0	0	0	0	11	15	0.00	1.000

BOTTOM

Detroit Tigers @ Washington Senators
D.C. Stadium, Washington, DC

Tue May 11 1965, 7:05 PM EDT
Att. 6,066 - Unknown

AB	38
R	6
H	13
RBI	6
BB	5
SO	9
LOB	16



PITCHER	IP	WLS	BF	H	R	ER	SO	BB	IBB	HBP	BLK	WP	HR	S	P	ERA	WHIP
---------	----	-----	----	---	---	----	----	----	-----	-----	-----	----	----	---	---	-----	------

Batter	1	2	3	4	5	6	7	8	9	AB R H RBI BB SO LOB	TOP											
Jake Wood, R (1, 4) <small>OBP: 0.429, SLG: 0.500</small> Jerry Lumpe, L (9, PH) <small>OBP: 0.319, SLG: 0.309</small> George Smith, R (9, PH) <small>OBP: 0.211, SLG: 0.118</small> (9, 4)	0-0 F8		0-0 CS 2-H 1B		0-0 5-3		0-0 F8		0-3 K 3-H	4 0 1 1 0 0 0 0 0 0 0 0 0 0 1 0 0 0 0 1 1												
Don Wert, R (1, 5) <small>OBP: 0.356, SLG: 0.317</small>	0-0 3-1		0-0 F4 1-2		0-0 5-3			0-0 1-3		4 0 0 0 0 0 1												
Don Demeter, R (1, 3) <small>OBP: 0.314, SLG: 0.320</small> (8, 8)	4-0 FC4 BB			0-0 F8		0-0 5-3		4-0 2B BB		2 1 0 0 2 0 0												
Al Kaline, R (1, 9) <small>OBP: 0.415, SLG: 0.529</small>	0-0 FC4 1-2f			0-0 L9		0-0 L7		0-0 1B 2B		4 1 1 1 0 0 1												
Willie Horton, R (1, 7) <small>OBP: 0.327, SLG: 0.667</small>		0-0 G5-4-3 1B		0-0 HR		0-0 E5 1B BB		0-0 FC6-4 1B		4 2 3 2 0 0 0												
Bill Freehan, R (1, 2) <small>OBP: 0.259, SLG: 0.231</small>		0-0 F8		0-0 BB 1B		4-0 1B BB		0-0 FC6-4 PB		3 0 1 0 1 0 2												
George Thomas, R (1, 8) <small>OBP: 0.375, SLG: 0.524</small> Norm Cash, L (8, PH) <small>OBP: 0.337, SLG: 0.279</small> (8, 3)		0-0 G5-4-3 1-2f		4-0 FC6 BB		0-0 1B		0-3 K		2 0 1 1 1 0 1 1 0 0 0 0 1 1												
Dick McAuliffe, L (1, 6) <small>OBP: 0.437, SLG: 0.523</small>			0-0 SH1-4 1B		0-0 FC6 1-2f		0-0 F3		0-0 SH5-4 CS 2B	4 1 2 0 0 0 2												
Joe Sparna, R (1, 1) Fred Gladding, L (7, 1) Mickey Lolich, S (9, 1)			0-0 SH1-4 1-2		0-0 4-3		0-3 K		0-0 SH5-4 2-3	2 0 0 0 0 1 0 0 0 0 0 0 0 0 0 0 0 0 0 0 0												
Inning Stats	R: 0 E: 0 K: 0 S: 3	H: 0 LOB: 1 BB: 1 P: 7	R: 0 E: 0 K: 0 S: 3	H: 1 LOB: 0 BB: 0 P: 3	R: 1 E: 0 K: 0 S: 4	H: 2 LOB: 0 BB: 0 P: 4	R: 1 E: 0 K: 0 S: 5	H: 2 LOB: 2 BB: 1 P: 9	R: 0 E: 0 K: 0 S: 3	H: 0 LOB: 0 BB: 0 P: 3	R: 1 E: 1 K: 0 S: 4	H: 1 LOB: 2 BB: 1 P: 8	R: 0 E: 0 K: 1 S: 5	H: 0 LOB: 0 BB: 0 P: 5	R: 2 E: 0 K: 1 S: 7	H: 2 LOB: 1 BB: 1 P: 11	R: 0 E: 0 K: 1 S: 5	H: 1 LOB: 0 BB: 0 P: 5	1B: 6 2B: 2 3B: 0 HR: 1	SF: 0 SAC: 2 DP: 1 HBP: 0	WP: 0 PB: 1 SB: 0 CS: 2	PA: 37
PITCHER	IP WLS BF H R ER SO BB IBB HBP BLK WP HR S P ERA WHIP																					
Mike McCormick, L (1, 1) <small>ERA: 2.7</small> Buster Narum, R (8, 1) <small>ERA: 7.13</small> Pete Richert, L (9, 1) <small>ERA: 6.08</small>	7.0 L 28 6 3 2 1 3 0 0 0 0 0 1 27 39 2.57 1.286																					

Detroit Tigers @ Washington Senators
 D.C. Stadium, Washington, DC
 Wed May 12 1965, 7:05 PM EDT
 Att. 3,205 - Unknown

livebaseballscorecards.com

AB	31
R	5
H	9
RBI	5
BB	4
SO	3
LOB	9




Batter	1	2	3	4	5	6	7	8	9	AB R H RBI BB SO LOB
Don Blasingame, L (1, 4) OBP: 0.340, SLG: 0.449	0-3 K ①		X 0-0 CS 1B		X 0-0 BB BB 1B		X 0-0 2B		B B B B 4-0 1B BB	4 1 3 0 1 1 0
Ken McMullen, R (1, 5) OBP: 0.322, SLG: 0.416	0-0 1-3 ②		0-0 CS ③ X	0-0 4-3 ① X	0-0 SF9 ②		X 0-0 BB 1B		X 0-0 F8 ②	4 0 1 1 0 0 1
Bob Chance, L (1, 3) OBP: 0.341, SLG: 0.400	0-3 K ③			X 0-0 BB BB 1B	4-0 BB BB 1-2 BB		B B B B 4-0 1-2 BB		X 0-0 HBP 1B 1B	3 0 2 0 2 1 0
Frank Howard, R (1, 7) OBP: 0.346, SLG: 0.398		X 0-0 6-3 ①		B B B B 4-0 BB 1-2 BB	4-0 BB 1-2 2-3 BB		X 0-0 F6 ③		X 0-0 HBP 1B	3 0 1 1 2 0 2
Don Lock, R (1, 8) OBP: 0.350, SLG: 0.294		B B B B 4-0 BB		X 0-0 F6 ② S S S S	0-3 K ③		B B B B 4-0 WP BB		H 1-0 FC6-4 1-2 2-3 HBP	2 0 0 0 2 1 5
Willie Kirkland, L (1, 9) Woodie Held, R (9, PH) OBP: 0.240, SLG: 0.426 OBP: 0.426, SLG: 0.500		X 0-0 F8 ②		B B B B 4-0 BB 1-2 2-3 BB		X 0-0 1-3 ①		X 0-0 F6 ① X	0-0 FC6-4 ③	3 0 0 0 1 0 2 1 0 0 0 0 0 3
Doug Camilli, R (1, 2) OBP: 0.222, SLG: 0.265		S S S S 0-3 K ③		X 0-0 L9 ③		X 0-0 F2 ②		X 0-0 5-3 ②		4 0 0 0 0 1 5
Ed Brinkman, R (1, 6) Jim King, L (8, PH) Ken Hamlin, R (9, 6) OBP: 0.203, SLG: 0.194 OBP: 0.233, SLG: 0.263 OBP: 0.250, SLG: 0.211			X 0-0 6-3 ①		X 0-0 BB BB SF9 1B		X 0-0 6-3 ③		X 0-0 F7 ③	3 1 1 0 0 0 0 1 0 0 0 0 0 1 0 0 0 0 0 0 0
Mike McCormick, L (1, 1) Joe Cunningham, L (7, PH) Buster Narum, R (8, 1) Pete Richert, L (9, 1) Mike Brumley, L (9, PH) OBP: 0.167, SLG: 0.667 OBP: 0.167, SLG: 0.167 OBP: 0.135, SLG: 0.111		S S S S 0-3 K ②		S S S S 0-3 K ①		S S S S 0-3 K ①		S S S S 0-3 K ①	S S S S 0-3 K ①	2 0 0 0 0 2 1 1 0 0 0 0 1 0 0 0 0 0 0 0 0 0 0 0 0 0 0 0 1 0 0 0 0 1 0

Inning Stats	R: 0 E: 0 K: 2 S: 7	H: 0 LOB: 0 BB: 0 P: 7	R: 0 E: 0 K: 1 S: 5	H: 0 LOB: 1 BB: 1 P: 9	R: 0 E: 0 K: 1 S: 5	H: 1 LOB: 0 BB: 0 P: 5	R: 0 E: 0 K: 0 S: 4	H: 1 LOB: 3 BB: 2 P: 12	R: 1 E: 0 K: 2 S: 9	H: 2 LOB: 3 BB: 2 P: 17	R: 0 E: 0 K: 0 S: 3	H: 0 LOB: 0 BB: 0 P: 3	R: 0 E: 0 K: 1 S: 6	H: 2 LOB: 2 BB: 1 P: 10	R: 0 E: 0 K: 0 S: 3	H: 0 LOB: 1 BB: 1 P: 7	R: 1 E: 0 K: 1 S: 7	H: 2 LOB: 3 BB: 1 P: 12	1B: 7 2B: 1 3B: 0 HR: 0	SF: 1 SAC: 0 DP: 0 HBP: 1
--------------	------------------------------	---------------------------------	------------------------------	---------------------------------	------------------------------	---------------------------------	------------------------------	----------------------------------	------------------------------	----------------------------------	------------------------------	---------------------------------	------------------------------	----------------------------------	------------------------------	---------------------------------	------------------------------	----------------------------------	----------------------------------	------------------------------------

PITCHER	IP	WLS	BF	H	R	ER	SO	BB	IBB	HBP	BLK	WP	HR	S	P	ERA	WHIP
Joe Sparr, R (1, 1) ERA: 4.22	6.2	W	29	6	1	1	7	5	0	0	0	0	0	38	58	1.35	1.650
Fred Gladding, R (7, 1) ERA: 2.57	2.0		12	2	1	1	1	3	0	1	0	1	0	10	23	4.50	2.500
Mickey Lolich, L (9, 1) ERA: 3.41	0.1	S	1	0	0	0	0	0	0	0	0	0	0	1	1	0.00	0.000

DETROIT TIGERS @ WASHINGTON SENATORS
D.C. Stadium, Washington, DC
Wed May 12 1965, 7:05 PM EDT
Att. 3,205 - Unknown

AB	32
R	2
H	8
RBI	2
BB	8
SO	8
LOB	20



WASHINGTON SENATORS

WP: 1	PA: 43
PB: 0	
SB: 0	
CS: 1	

livebaseballscorecards.com

Detroit Tigers @ Washington Senators
D.C. Stadium, Washington, DC
Thu May 13 1965, 7:05 PM EDT
Att. 3,361 - Unknown

AB	41
R	13
H	14
RBI	12
BB	6
SO	7
LOB	24



Batter	1	2	3	4	5	6	7	8	9	AB R H RBI BB SO LOB	TOP												
Dick McAuliffe, L (1, 6) OBP: 0.435, SLG: 0.516 Ray Oyler, R (7, 6)	0-0 WP E 1B	0-0 HR 1B	0-0 F7		0-0 FC4-6 1-2f		0-0 1-3		0-0 L5-3 1-2	5 2 2 0 0 0 2 1 0 0 0 0 0 1													
Jerry Lumpe, L (1, 4) OBP: 0.320, SLG: 0.302	0-0 F9	0-0 F8		0-0 1B HR 1B	0-0 L4 1-2		0-0 F7		4-0 BB BB	5 1 1 0 1 0 3													
Norm Cash, L (1, 3) OBP: 0.326, SLG: 0.260	0-0 E4 WP E 1-2	0-0 F9		0-0 F7		0-0 G3	0-0 5-3		4-0 BB 1-2	5 1 0 0 1 0 3													
Al Kaline, R (1, 9) OBP: 0.427, SLG: 0.567 Jim Northrup, L (6, PR) OBP: 0.196, SLG: 0.208	0-0 F3 1-2 2-3	0-0 HR 1-H		0-0 HR 1B 1-2		4-0 2B BB			0-3 K S S	3 2 2 2 1 0 2 2 1 1 0 0 1 2													
Willie Horton, R (1, 7) OBP: 0.368, SLG: 0.800	4-0 E E IBB	0-0 HR		0-0 HR 1-H 2-H		0-0 HR 1-H		0-3 K S S		4 4 3 5 1 1 1													
Don Demeter, R (1, 8) OBP: 0.319, SLG: 0.363	0-0 E7 1B 1B 1-H 2-H 3-H	0-3 K		0-3 K S S S		0-0 HR 2-H		0-0 F3		5 2 2 4 0 2 1													
Bill Freehan, R (1, 2) OBP: 0.286, SLG: 0.250	0-0 E E 1B 3-H		4-0 SH3-4 BB		0-3 K S S S		0-0 F9		0-0 FC6-4 1B	4 0 2 1 1 1 1													
Don Wert, R (1, 5) OBP: 0.358, SLG: 0.306	0-0 E6 1-3		0-0 F9		4-0 FC6-4 BB	H 1-0 WP HBP		0-0 FC6-4 1-2f		3 0 0 0 1 0 4													
Hank Aguirre, R (1, 1) OBP: 0.267, SLG: 0.154	0-3 K		0-0 SH3-4		0-0 FC6-4 1-2f	0-3 K S S S			0-0 L5-3 1B	4 0 1 0 0 2 4													
Inning Stats	R: 4 E: 3 K: 1 S: 10	H: 3 LOB: 2 BB: 1 P: 14	R: 3 E: 0 K: 1 S: 8	H: 3 LOB: 0 BB: 0 P: 8	R: 0 E: 0 K: 0 S: 3	H: 0 LOB: 1 BB: 1 P: 7	R: 3 E: 0 K: 2 S: 10	H: 3 LOB: 0 BB: 0 P: 10	R: 0 E: 0 K: 0 S: 3	H: 0 LOB: 1 BB: 1 P: 7	R: 3 E: 0 K: 1 S: 7	H: 2 LOB: 2 BB: 1 P: 12	R: 0 E: 0 K: 0 S: 3	H: 0 LOB: 0 BB: 0 P: 3	R: 0 E: 0 K: 1 S: 7	H: 2 LOB: 2 BB: 0 P: 7	R: 0 E: 0 K: 1 S: 5	H: 1 LOB: 2 BB: 2 P: 13	1B: 8 2B: 3 3B: 0 HR: 4	SF: 0 SAC: 1 DP: 1 HBP: 1	WP: 2 PB: 0 SB: 1 CS: 0	PA: 49	
PITCHER	IP WLS BF H R ER SO BB IBB HBP BLK WP HR S P ERA WHIP	IP WLS BF H R ER SO BB IBB HBP BLK WP HR S P ERA WHIP											IP WLS BF H R ER SO BB IBB HBP BLK WP HR S P ERA WHIP										
Bennie Daniels, R (1, 1) ERA: 3.46	1.2 L	13 5 6 2 1 0 1 0 0 0 0 1 1 14 18 10.80 3.000											Ron Kline, R (9, 1) ERA: 2.37										
Pete Richert, L (2, 1) ERA: 6.38	0.1	2 1 1 1 1 0 0 0 0 0 0 0 1 4 4 27.00 3.000																					
Jim Duckworth, R (3, 1) ERA: 4.91	3.2	20 5 6 6 2 3 0 1 0 0 0 0 2 20 33 14.73 2.182																					
Steve Ridzik, R (6, 1) ERA: 3.04	1.1	4 0 0 0 1 0 0 0 0 1 0 0 0 6 6 0.00 0.000																					
Buster Narum, R (8, 1) ERA: 6.84	1.0	5 2 0 0 1 0 0 0 0 0 0 0 0 7 7 0.00 2.000																					

livebaseballscorecards.com

Batter	1	2	3	4	5	6	7	8	9	AB R H RBI BB SO LOB
Ken Hamlin, R (1, 4) OBP: 0.320, SLG: 0.261	4-0 FC5-3 1B BB	0-0 F2			0-0 FC3-6 1B		0-0 FC6-4 1B		0-0 F8	4 0 2 0 1 0 1
Ken McMullen, R (1, 5) OBP: 0.315, SLG: 0.402	0-0 FC5-3 1-2 1B		0-0 F2		0-0 FC3-6 FC6-4 1-2f		0-0 FC6-4 1-2f		0-0 F5	5 0 1 0 0 0 2
Bob Chance, L (1, 3) OBP: 0.326, SLG: 0.380	0-0 3-1 1-2 2-3		0-3 K		0-0 F7			0-0 F8		4 0 0 0 0 1 3
Frank Howard, R (1, 7) OBP: 0.333, SLG: 0.381	0-0 FC5-3 2-3 3-H		0-3 K		0-0 FC6-4 1-2f			0-0 F9		4 0 0 0 0 1 3
Woodie Held, R (1, 9) OBP: 0.415, SLG: 0.481	0-3 K			0-0 F7		0-0 F8		0-0 E 1B 1B		4 1 1 0 0 1 2
Don Lock, R (1, 8) OBP: 0.336, SLG: 0.281		0-3 K		0-3 K		0-3 K		0-0 E5 1B 1-3		4 0 0 0 0 3 1
Doug Camilli, R (1, 2) OBP: 0.275, SLG: 0.378		0-0 HR		4-0 2B BB		0-0 5-3		0-0 2-3 3-H 1B		3 2 2 2 1 0 0
Ed Brinkman, R (1, 6) OBP: 0.205, SLG: 0.211		0-0 E6		0-0 1-H 2B			0-0 6-3	0-0 F9		4 0 1 1 0 0 2
Bennie Daniels, L Pete Richert, L Joe McCabe, R Jim DuCharme, R Steve Ritzke, R Don Zimmer, R Buster Nunn, R Ron Kline, R Don Blasingame, L		0-0 F8		0-0 F6			0-0 F8		0-3 K	0 0 0 0 0 0 0 0 0 0 0 0 0 0 0 0 1 0 0 0 0 0 0 1 0 0 0 0 0 0 0 0 1 0 1 0 0 0 0 0 1 0

Inning Stats	R: 0	H: 1	E: 0	LOB: 2	K: 1	BB: 1	S: 6	P: 10	R: 1	H: 1	E: 1	LOB: 1	K: 1	BB: 0	S: 7	P: 7	R: 0	H: 0	E: 0	LOB: 0	K: 2	BB: 0	S: 7	P: 7	R: 1	H: 1	E: 0	LOB: 1	K: 1	BB: 1	S: 6	P: 10	R: 0	H: 1	E: 0	LOB: 1	K: 0	BB: 0	S: 4	P: 4	R: 0	H: 0	E: 0	LOB: 0	K: 1	BB: 0	S: 5	P: 5	R: 0	H: 1	E: 0	LOB: 1	K: 0	BB: 0	S: 4	P: 4	R: 1	H: 2	E: 1	LOB: 2	K: 0	BB: 0	S: 6	P: 6	R: 0	H: 0	E: 0	LOB: 0	K: 1	BB: 0	S: 5	P: 5	1B: 5	SF: 0	2B: 1	SAC: 0	3B: 0	DP: 0	HR: 1	HBP: 0	WP: 0	PA: 38
PITCHER Hank Aguirre, L (1, 1) ERA: 2.23	IP	WLS	BF	H	R	ER	SO	BB	IBB	HBP	BLK	WP	HR	S	P	ERA	WHIP	IP	WLS	BF	H	R	ER	SO	BB	IBB	HBP	BLK	WP	HR	S	P	ERA	WHIP																																																

DETROIT TIGERS @ WASHINGTON SENATORS
D.C. Stadium, Washington, DC
Thu May 13 1965, 7:05 PM EDT
Att. 3,361 - Unknown

livebaseballscorecards.com

AB	36
R	3
H	7
RBI	3
BB	2
SO	7
LOB	16



Batter	1	2	3	4	5	6	7	8	9	AB R H RBI BB SO LOB	TOP																						
Dick Howser, R (1, 6) OBP: 0.361, SLG: 0.279	0-0 5-3		0-0 1-2 1B	4-0 1-2 2-3 BB			0-0 2B		4-0 G4-6-3 BB	3 1 2 0 2 0 0	Cleveland Indians @ Washington Senators D.C. Stadium, Washington, DC Fri May 14 1965, 7:05 PM EDT Att: 10,135 - Unknown livebaseballscorecards.com																						
Fred Whitfield, L (1, 3) OBP: 0.352, SLG: 0.647	0-0 F2		0-0 F5	0-0 F3			0-0 4-3 1-H 2B		0-0 G4-6-3 1-2f	5 0 1 1 0 0 6																							
Leon Wagner, L (1, 7) OBP: 0.426, SLG: 0.551	0-0 1B		0-0 F9		0-0 F8		0-0 4-3 2-3		4-0 BB	4 0 1 0 1 0 3																							
Rocky Colavito, R (1, 9) OBP: 0.404, SLG: 0.500 Larry Brown, R (9, 4) OBP: 0.283, SLG: 0.321	0-0 F8		0-0 6-3		0-0 1-3		1-0 G5-4-3 HBP		0-0 F7	4 0 0 0 0 0 4 0 0 0 0 0 0 0																							
Max Alvis, R (1, 5) OBP: 0.375, SLG: 0.438		0-0 F6		0-0 4-3		0-0 1B		0-0 G5-4-3 1-2f		4 0 1 0 0 0 2																							
Vic Davalillo, L (1, 8) OBP: 0.341, SLG: 0.415		0-3 K		0-0 HR		0-0 L4		0-0 F4		4 1 1 1 0 1 1																							
Chuck Hinton, R (1, 4) OBP: 0.296, SLG: 0.314		4-0 BB		0-0 FC1 3B		0-0 G6-3 1B		0-0 F7		3 0 2 0 1 0 0																							
Joe Azcue, R (1, 2) OBP: 0.321, SLG: 0.300		0-0 F8		4-0 BB FC1 BB		0-0 G6-3 1-2f		0-0 1B		3 0 1 0 1 0 2																							
Sam McDowell, L (1, 1) OBP: 0.143, SLG: 0.077			4-0 1B BB	0-0 FC1 BB 1-2 3-H		0-3 K		0-0 F5		3 0 0 0 1 1 3																							
Inning Stats	R: 0 E: 0 K: 0 S: 4	H: 1 LOB: 1 BB: 0 P: 4	R: 0 E: 0 K: 1 S: 5	H: 0 LOB: 1 BB: 1 P: 9	R: 0 E: 0 K: 0 S: 4	H: 1 LOB: 2 BB: 1 P: 8	R: 1 E: 0 K: 0 S: 5	H: 2 LOB: 3 BB: 2 P: 13	R: 0 E: 0 K: 0 S: 4	H: 1 LOB: 1 BB: 0 P: 4		R: 0 E: 0 K: 1 S: 5	H: 1 LOB: 0 BB: 0 P: 5	R: 1 E: 0 K: 0 S: 4	H: 2 LOB: 1 BB: 0 P: 5	R: 0 E: 0 K: 0 S: 4	H: 1 LOB: 1 BB: 0 P: 4	R: 0 E: 0 K: 0 S: 2	H: 0 LOB: 1 BB: 2 P: 10	1B: 6 2B: 1 3B: 1 HR: 1	SF: 0 SAC: 0 DP: 3 HBP: 1	WP: 0 PB: 0 SB: 0 CS: 0	PA: 40										
PITCHER Phil Ortega, R (1, 1) ERA: 4.67 Steve Ridzik, R (9, 1) ERA: 2.92	IP 8.0	WLS L	BF 36	H 9	R 2	ER 2	SO 2	BB 4	IBB 0	HBP 1	BLK 0	WP 0	HR 1	S 35	P 52	ERA 2.25	WHIP 1.625																
											PITCHER	IP	WLS	BF	H	R	ER	SO	BB	IBB	HBP	BLK	WP	HR	S	P	ERA	WHIP					



Batter	1	2	3	4	5	6	7	8	9
Joe Cunningham, L (1, 3) OBP: 0.364, SLG: 0.125	0-0 1-3		0-0 FC1-6 1B		4-0 1-2 BB			0-0 1B	
Ken Hamlin, R (1, 4) OBP: 0.286, SLG: 0.231 Don Zimmer, R (8, PH) OBP: 0.143, SLG: 0.263 Steve Ridzik, R (9, 1) OBP: 0.200, SLG: 0.200	0-3 K		0-0 FC1-6 1-2f		0-0 F8			0-3 K	
Ken McMullen, R (1, 5) OBP: 0.302, SLG: 0.384	0-0 6-3		0-3 K					0-0 F8	
Frank Howard, R (1, 7) OBP: 0.330, SLG: 0.376 Willie Kirkland, L (9, PR) OBP: 0.240, SLG: 0.426		0-3 K		0-0 F7				0-0 G4-3 1B	
Woodie Held, R (1, 9) OBP: 0.391, SLG: 0.446		0-0 5-3		0-3 K				0-0 G4-3 1-2f	
Don Lock, R (1, 8) OBP: 0.333, SLG: 0.280		0-0 PB 1B		0-0 5-3				0-0 1-3	
Doug Camilli, R (1, 2) OBP: 0.256, SLG: 0.350		0-3 K 1-2							
Ed Brinkman, R (1, 6) OBP: 0.198, SLG: 0.203			0-3 K2-3		0-3 K2-3			0-0 6-3	
Phil Ortega, R (1, 1) OBP: 0.154, SLG: 0.167 Joe McCabe, R (8, PH) OBP: 0.258, SLG: 0.269 Don Blasingame, L (9, 4) OBP: 0.336, SLG: 0.444			0-0 1B 2B		4-0 BB BB			0-3 K	

Inning Stats	R: 0	H: 0	E: 0	K: 1	S: 5	LOB: 0	BB: 0	P: 5
	R: 0	H: 1	E: 0	K: 2	S: 8	LOB: 1	BB: 0	P: 8
	R: 1	H: 2	E: 0	K: 2	S: 9	LOB: 1	BB: 0	P: 9
	R: 0	H: 0	E: 0	K: 1	S: 5	LOB: 0	BB: 0	P: 5
	R: 0	H: 0	E: 0	K: 2	S: 7	LOB: 2	BB: 2	P: 15
	R: 0	H: 0	E: 0	K: 2	S: 7	LOB: 0	BB: 0	P: 7
	R: 0	H: 0	E: 0	K: 0	S: 3	LOB: 0	BB: 0	P: 3
	R: 0	H: 1	E: 0	K: 2	S: 8	LOB: 1	BB: 0	P: 8
	R: 0	H: 1	E: 0	K: 0	S: 3	LOB: 1	BB: 0	P: 3

PITCHER	IP	WLS	BF	H	R	ER	SO	BB	IBB	HBP	BLK	WP	HR	S	P	ERA	WHIP
Sam McDowell, L (1, 1) ERA: 5.02	9.0	W	33	5	1	1	12	2	0	0	0	0	0	55	63	1.00	0.778

BOTTOM

AB	R	H	RBI	BB	SO	LOB
3	0	2	1	1	0	0
3	0	0	0	0	1	3
1	0	0	0	0	1	1
0	0	0	0	0	0	0
4	0	0	0	0	2	2
4	0	1	0	0	1	0
0	0	0	0	0	0	0
4	0	0	0	0	2	1
4	0	1	0	0	0	1
3	0	0	0	0	2	1
3	0	0	0	0	2	0
1	1	1	0	1	0	0
1	0	0	0	0	1	0
0	0	0	0	0	0	0

AB	31
R	1
H	5
RBI	1
BB	2
SO	12
LOB	9



WP	PA
0	33
PB: 1	SB: 0
CS: 0	

Cleveland Indians @ Washington Senators
D.C. Stadium, Washington, DC
 Fri May 14 1965, 7:05 PM EDT
 Att. 10,135 - Unknown

livebaseballscorecards.com

Batter	1	2	3	4	5	6	7	8	9	AB R H RBI BB SO LOB	TOP												
Dick Howser, R OBP: 0.375, SLG: 0.282 (1, 6)	4-0 BB 1B BB	4-0 FC4-6 BB			0-0 6-3		0-0 G4-6-3 1B	0-0 F2		3 1 1 0 2 0 0													
Fred Whitfield, L OBP: 0.322, SLG: 0.589 (1, 3)	0-3 K	0-0 FC4-6 1-2f			0-0 L4		0-0 G4-6-3 1-2f	0-0 G3		5 0 0 0 0 1 4 0 0 0 0 0 0 0													
Gary Bell, R (8, 1)																							
Leon Wagner, L OBP: 0.415, SLG: 0.564 (1, 7)	0-0 F6				0-0 4-3		0-0 HR		0-0 4-3	5 1 1 1 0 0 1													
Rocky Colavito, R OBP: 0.423, SLG: 0.556 (1, 9)	4-0 1B 1-2 BB				0-0 5-3	4-0 2B FC3-2 BB	0-0 1B HR 2B		0-0 HR	3 2 2 1 2 0 0													
Max Alvis, R OBP: 0.376, SLG: 0.435 (1, 5)	0-0 1B 1-2 2-H				0-0 6-3	0-0 L9	0-0 HR PB 1B		0-0 5-3	5 1 2 1 0 0 1													
Vic Davalillo, L OBP: 0.356, SLG: 0.437 (1, 8)	0-3 K				0-0 5-3 1B	0-0 FC3-2 1-3 2B	0-3 HR K		0-0 1B	5 1 3 0 0 2 4													
Chuck Hinton, R OBP: 0.311, SLG: 0.348 (1, 4) (8, 3)					0-0 5-3 1-2	4-0 FC3-2 IBB	0-0 HR 1-H 2-H 3-H		0-3 K	3 1 1 4 2 1 2													
Joe Azcue, R OBP: 0.309, SLG: 0.288 (1, 2)					0-0 5-3	0-0 FC3-2	0-0 6-3			2 0 0 0 0 0 2													
Al Luplow, L OBP: 0.444, SLG: 0.625 (6, PH)					0-0 1-3	0-0 1-2 2-3 3-Hf				1 0 0 0 0 0 3													
Cam Carreon, R OBP: 0.289, SLG: 0.286 (6, 2)					0-0 6-3					1 0 0 0 0 0 0													
Sonny Siebert, R OBP: 0.182, SLG: 0.455 (8, PH)					0-0 5-3				0-3 K	2 0 0 0 0 0 2 1 0 0 0 0 0 3 0 1 0 0 0 0 0 1 0													
Chico Salmon, R (8, PH)																							
Floyd Weaver, R (6, 1)																							
Mike Hedlund, R (6, 1)																							
Dick Donovan, L (7, 1)																							
Pedro Gonzalez, R OBP: 0.333, SLG: 0.500 (8, PH) (8, 4)																							
Inning Stats	R: 1 E: 0 K: 2 S: 8	H: 1 LOB: 2 BB: 2 P: 16	R: 0 E: 0 K: 0 S: 3	H: 0 LOB: 2 BB: 2 P: 11	R: 0 E: 0 K: 0 S: 3	H: 0 LOB: 0 BB: 0 P: 3	R: 0 E: 0 K: 0 S: 4	H: 1 LOB: 1 BB: 0 P: 4	R: 0 E: 0 K: 0 S: 3	H: 0 LOB: 0 BB: 0 P: 3	R: 0 E: 0 K: 0 S: 4	H: 1 LOB: 3 BB: 2 P: 12	R: 5 E: 0 K: 1 S: 10	H: 5 LOB: 0 BB: 0 P: 10	R: 0 E: 0 K: 1 S: 5	H: 0 LOB: 0 BB: 0 P: 5	R: 1 E: 0 K: 1 S: 7	H: 2 LOB: 1 BB: 0 P: 7	1B: 5 2B: 2 3B: 0 HR: 3	SF: 0 SAC: 0 DP: 1 HBP: 0	WP: 0 PB: 1 SB: 1 CS: 0	PA: 43	
PITCHER	IP WLS BF H R ER SO BB IBB HBP BLK WP HR S P ERA WHIP																						
Buster Narum, R ERA: 6.75 (1, 1)	1.2		10	1	1	1	2	4	0	0	0	0	0	10	26	5.40	3.000						
Bennie Daniels, R ERA: 3.19 (2, 1)	5.0	W	22	6	3	1	0	1	1	0	0	0	1	20	28	1.80	1.400						
Ron Kline, R ERA: 2.53 (7, 1)	2.1	S	11	3	3	1	3	0	0	0	0	0	2	17	17	3.86	1.286						

Cleveland Indians @ Washington Senators
D.C. Stadium, Washington, DC
Sat May 15 1965, 3:33 AM EDT
Att. 2,675 - Unknown

livebaseballscorecards.com

AB	37
R	7
H	10
RBI	7
BB	6
SO	5
LOB	22



Batter	1	2	3	4	5	6	7	8	9
Don Blasingame, L (1, 4) OBP: 0.321, SLG: 0.427	0-3 K			0-0 E6 HR	0-0 F9	0-0 SF9		0-0 F7	
Ken McMullen, R (1, 5) OBP: 0.290, SLG: 0.367	0-3 K			0-0 F9		2-3 3-H 5-3 FC6-4			
Jim King, L (1, 9) OBP: 0.255, SLG: 0.357	0-0 1-3			0-0 1-H HR		0-0 E7 1B	0-0 FC3-6 1B		
Frank Howard, R (1, 7) OBP: 0.336, SLG: 0.381		0-0 1-3		0-0 1B		0-0 1B HR	0-0 FC3-6 WP HR		
Don Lock, R (8, 8) OBP: 0.333, SLG: 0.280									
Bob Chance, L (1, 3) OBP: 0.333, SLG: 0.422		0-3 K2-3		0-3 K		0-0 1B HR	0-0 1-H HR		
Woodie Held, R (1, 8) OBP: 0.384, SLG: 0.483		0-3 K2-3		0-3 K		0-0 1B HR	0-0 5-3		
Mike Brumley, L (1, 2) OBP: 0.146, SLG: 0.125			0-0 F8		0-0 4-3	0-0 BB WP SF9 1B	0-0 1-3		
Ed Brinkman, R (1, 6) OBP: 0.212, SLG: 0.207			0-3 K		0-0 SH1-3 1B	4-0 SF9 BB 1-2 BB	0-0 F9		
Buster Narum, R (1, 1) OBP: 0.167, SLG: 0.667			0-3 K		0-0 SH1-3	4-0 FC6-4 BB	0-3 K		
Bennie Daniels, L (2, 1) OBP: 0.444, SLG: 0.167									
Ron Kline, R (7, 1)									

Inning Stats	R: 0	H: 0	E: 0	LOB: 0	K: 2	BB: 0	S: 7	P: 7
	R: 0	H: 0	E: 0	LOB: 0	K: 2	BB: 0	S: 7	P: 7
	R: 2	H: 2	E: 1	LOB: 1	K: 2	BB: 0	S: 10	P: 10
	R: 0	H: 1	E: 0	LOB: 1	K: 0	BB: 0	S: 4	P: 4
	R: 5	H: 4	E: 1	LOB: 2	K: 0	BB: 2	S: 8	P: 16
	R: 2	H: 2	E: 0	LOB: 0	K: 0	BB: 0	S: 5	P: 5
	R: 0	H: 0	E: 0	LOB: 0	K: 1	BB: 0	S: 5	P: 5

AB	R	H	RBI	BB	SO	LOB
4	1	0	1	0	1	1
4	0	0	0	0	1	3
4	2	2	2	0	0	0
4	2	2	1	0	0	1
0	0	0	0	0	0	0
4	2	2	2	0	2	1
4	1	1	3	0	2	1
4	1	1	0	0	0	0
3	0	1	0	1	1	0
0	0	0	0	0	0	0
1	0	0	0	1	1	0
1	0	0	0	0	1	0

PITCHER	IP	WLS	BF	H	R	ER	SO	BB	IBB	HBP	BLK	WP	HR	S	P	ERA	WHIP
Sonny Siebert, R (1, 1) ERA: 2.83	5.0	L	19	3	2	1	8	0	0	0	0	0	1	35	35	1.80	0.600
Floyd Weaver, R (6, 1) ERA: 7.0	0.1		5	3	4	3	0	0	0	0	0	0	1	5	5	81.00	9.000
Mike Hedlund, R (6, 1) ERA:	0.2		5	1	1	0	0	2	0	0	0	1	0	3	11	0.00	4.500
Dick Donovan, R (7, 1) ERA: 5.27	1.0		5	2	2	2	0	0	0	0	0	1	1	5	5	18.00	2.000
Gary Bell, R (8, 1) ERA: 2.37	1.0		3	0	0	0	1	0	0	0	0	0	0	5	5	0.00	0.000

WP	HR	S	P	ERA	WHIP
2	0	0	37		
0	0	0			
0	0	0			
0	0	0			

Cleveland Indians @ Washington Senators
D.C. Stadium, Washington, DC

Sat May 15 1965, 3:33 AM EDT
Att. 2,675 - Unknown

livebaseballscorecards.com

AB	33
R	9
H	9
RBI	9
BB	2
SO	9
LOB	7



Batter	1	2	3	4	5	6	7	8	9	10	11	AB R H RBI BB SO LOB	TOP	
Dick Howser, R (1, 6) OBP: 0.394, SLG: 0.303	0-0 E 1B		4-0 F9 6-3 BB		0-0 FC5-4 1B		0-0 G3		0-0 F4	0-0 1B		5 1 3 0 1 0 2	Cleveland Indians @ Washington Senators D.C. Stadium, Washington, DC Sun May 16 1965, 3:33 AM EDT Unknown	
Larry Brown, R (1, 4) OBP: 0.288, SLG: 0.339	0-0 E7 6-3 2B		0-0 6-3		0-0 F8		0-0 5-3		0-0 SF9 1B	0-0 F1		6 2 2 1 0 0 3		
Leon Wagner, L (1, 7) OBP: 0.405, SLG: 0.545 Gary Bell, R (9, 1)	0-0 F6		0-0 F9		0-0 F9			0-0 1B 1B	0-0 E3 1B		0-0 F9	5 1 1 1 0 0 5 0 0 0 0 0 0 0 0 0 0 0 0 0 0 1 0 0 0 0 0 0 0 0 0 0 0 0 0		
Sam McDowell, L (10, 1) OBP: 0.143, SLG: 0.077 Billy Moran, R (11, PH) Dick Donovan, L (11, 1)	0-0 6-3		0-0 F8		0-0 FC5-4			0-0 1B 1B	0-0 1B 1B		0-0 F4	5 0 2 2 0 0 2 1 1 0 0 0 0 0		
Rocky Colavito, R (1, 9) OBP: 0.422, SLG: 0.547 Chico Salmon, R (9, PR) (9, 9)	0-0 6-3				0-0 F4			0-0 K	0-0 SF9		0-0 F3	5 0 1 1 0 1 2		
Max Alvis, R (1, 5) OBP: 0.364, SLG: 0.444	0-0 3B				0-0 E3 1B			0-0 F8	0-0 SF9		0-0 F3	5 0 2 1 0 0 3		
Vic Davalillo, L (1, 8) OBP: 0.358, SLG: 0.446	0-0 4-3				0-0 E3 1B			0-0 F8	0-0 CS 1B			4 0 2 1 1 0 3		
Chuck Hinton, R (1, 3) OBP: 0.324, SLG: 0.355			4-0 G1-6-3 BB		0-0 F8			0-0 F8	0-0 CS 1B			3 0 0 0 0 1 4 1 0 1 0 0 0 0 0 1 0 0 0 0 0 1 0 1 0 0 0 0		
Cam Carreon, R (1, 2) OBP: 0.268, SLG: 0.263 Fred Whitfield, L (9, PH) Pedro Gonzalez, R (9, PR) Joe Azcue, R (9, 2) OBP: 0.333, SLG: 0.500 OBP: 0.321, SLG: 0.302			0-0 G1-6-3		0-3 K			0-0 F8	0-0 CS 1B			3 0 0 0 0 0 2 0 0 0 0 0 0 0 1 1 0 0 1 0 1		
Ralph Terry, R (1, 1) OBP: 0.176, SLG: 0.188 Don McMahon, R (7, 1) Al Luplow, L (9, PH) (9, 7)			0-0 F7		0-0 L6			0-0 F8	0-0 E 1B BB		0-0 8-4			
Inning Stats	R: 2 H: 3 E: 1 LOB: 1 K: 0 BB: 0 S: 6 P: 6	R: 0 H: 0 E: 0 LOB: 0 K: 0 BB: 1 S: 2 P: 6	R: 0 H: 0 E: 0 LOB: 1 K: 0 BB: 1 S: 3 P: 7	R: 0 H: 1 E: 1 LOB: 2 K: 1 BB: 0 S: 7 P: 7	R: 0 H: 1 E: 0 LOB: 1 K: 0 BB: 0 S: 4 P: 4	R: 0 H: 1 E: 0 LOB: 1 K: 0 BB: 0 S: 4 P: 4	R: 0 H: 0 E: 0 LOB: 0 K: 0 BB: 0 S: 3 P: 3	R: 0 H: 2 E: 0 LOB: 2 K: 1 BB: 0 S: 7 P: 7	R: 5 H: 5 E: 1 LOB: 1 K: 0 BB: 1 S: 8 P: 12	R: 0 H: 2 E: 0 LOB: 1 K: 0 BB: 0 S: 4 P: 4	R: 0 H: 0 E: 0 LOB: 0 K: 0 BB: 0 S: 3 P: 3	1B: 12 SF: 1 2B: 3 SAC: 0 3B: 1 DP: 2 HR: 0 HBP: 0		WP: 0 PA: 51 PB: 0 SB: 1 CS: 1
PITCHER	IP WLS BF H R ER SO BB IBB HBP BLK WP HR S P ERA WHIP												PITCHER	IP WLS BF H R ER SO BB IBB HBP BLK WP HR S P ERA WHIP
Mike McCormick, L (1, 1) ERA: 2.67	7.0 31 8 2 2 1 2 0 0 0 0 0 0 31 39 2.57 1.429												Buster Narum, R (10, 1) ERA: 6.51	1.0 4 2 0 0 0 0 0 0 0 0 0 0 4 4 0.00 2.000
Steve Ridzik, R (8, 1) ERA: 3.45	1.1 7 2 3 2 1 1 0 0 0 0 0 0 8 12 13.50 2.250												Phil Ortega, R (11, 1) ERA: 4.57	1.0 W 3 0 0 0 0 0 0 0 0 0 0 0 3 3 0.00 0.000
Marshall Bridges, L (9, 1) ERA:	0.0 1 0 0 0 0 0 0 0 0 0 0 0 1 1 ∞ ∞													
Ron Kline, R (9, 1) ERA: 2.49	0.1 4 3 2 0 0 0 0 0 0 0 0 0 4 4 0.00 9.000													
Pete Richert, L (9, 1) ERA: 6.29	0.1 0 0 0 0 0 0 0 0 0 0 0 0 0 0 0.00 0.000													

livebaseballscorecards.com

AB	46
R	7
H	15
RBI	7
BB	3
SO	2
LOB	27



Batter	1	2	3	4	5	6	7	8	9	10	11	AB R H RBI BB SO LOB	BOTTOM				
Don Blasingame, L (1, 4) OBP: 0.316, SLG: 0.417	0-0 4-3		0-0 1B 1B	0-0 4-3			0-0 SH5-3		0-0 F9		0-0 F8	5 1 1 0 0 0 0	Cleveland Indians @ Washington Senators D.C. Stadium, Washington, DC Sun May 16 1965, 3:33 AM EDT Unknown				
Ken McMullen, R (1, 5) OBP: 0.302, SLG: 0.417	0-3 K		0-0 1-3 1B 1B	0-0 4-3			0-0 F3		0-0 1B 2B		0-0 HR	6 3 3 1 0 1 1					
Jim King, L (1, 9) OBP: 0.308, SLG: 0.391	0-0 1B 1B		4-0 1-2 2B BB				0-0 2-H HR 1B		0-0 2-H 1B			4 2 3 2 1 1 0					
Frank Howard, R (1, 7) OBP: 0.350, SLG: 0.422	0-0 1B		0-0 2B 1B				0-0 1-H HR		0-3 K			4 1 3 4 0 0 0					
Don Lock, R (8, 8) OBP: 0.330, SLG: 0.277	1-3 1B		1-2 2-H 3-H 1B				0-0 F8					1 0 0 0 0 1 1					
Bob Chance, L (1, 3) OBP: 0.316, SLG: 0.398	0-0 F7		0-3 K				0-0 F5					5 0 0 0 0 1 4					
Woodie Held, R (1, 8) OBP: 0.397, SLG: 0.500		0-0 1B	0-0 1-3 2-H 2B				4-0 G4-6-3 BB		0-0 1-3		0-0 1-3	4 0 2 1 1 0 0					
Mike Brumley, L (1, 2) OBP: 0.196, SLG: 0.140		0-0 F9	4-0 1B 1B				0-0 G4-6-3 1-2f		0-0 G6-4-3 1B		4-0 BB BB	3 0 1 0 2 0 2					
Ed Brinkman, R (1, 6) OBP: 0.211, SLG: 0.198		0-0 4-3-6-4 1-2f	0-3 K				0-3 K		0-0 G6-4-3 1-2f		4-0 1-2 BB	4 0 0 0 1 2 5					
Mike McCormick, L Steve Ruzik, R Marshall Bridges, S Ron Miller, R Pete Richert, L Willie Kirkland, L Buster Narum, R Joe Cunningham, L Don Collier, R Phil Ortega, R			0-0 G3	0-0 F8			0-0 SH5-3 1B 1B		0-3 K2-3		0-3 K	3 1 1 0 0 0 0					
Inning Stats	R: 0 H: 2 E: 0 LOB: 2 K: 1 BB: 0 S: 7 P: 7	R: 0 H: 1 E: 0 LOB: 0 K: 0 BB: 0 S: 3 P: 3	R: 3 H: 4 E: 0 LOB: 3 K: 2 BB: 2 S: 11 P: 19	R: 0 H: 0 E: 0 LOB: 0 K: 0 BB: 0 S: 3 P: 3	R: 0 H: 0 E: 0 LOB: 0 K: 1 BB: 0 S: 5 P: 5	R: 0 H: 0 E: 0 LOB: 0 K: 1 BB: 1 S: 4 P: 8	R: 3 H: 3 E: 0 LOB: 0 K: 0 BB: 0 S: 6 P: 6	R: 0 H: 1 E: 0 LOB: 0 K: 0 BB: 0 S: 3 P: 3	R: 1 H: 2 E: 0 LOB: 1 K: 2 BB: 0 S: 9 P: 9	R: 0 H: 0 E: 0 LOB: 2 K: 1 BB: 2 S: 5 P: 13	R: 1 H: 1 E: 0 LOB: 0 K: 0 BB: 0 S: 2 P: 2	1B: 10 SF: 0 2B: 3 SAC: 1 3B: 0 DP: 3 HR: 2 HBP: 0		WP: 0 PA: 47 PB: 0 SB: 0 CS: 0			
PITCHER	IP WLS BF H R ER SO BB IBB HBP BLK WP HR S P ERA WHIP																
Ralph Terry, R (1, 1) ERA: 2.44	6.2	31	10	6	6	5	2	1	0	0	0	0	1	38	50	8.10	1.800
Don McMahon, R (7, 1) ERA: 3.86	1.1	4	1	0	0	0	0	0	0	0	0	0	0	4	4	0.00	0.750
Gary Bell, R (9, 1) ERA: 3.86	1.2	9	2	1	1	2	2	0	0	0	0	0	0	11	19	5.40	2.400
Sam McDowell, L (10, 1) ERA: 2.61	0.1	1	0	0	0	1	0	0	0	0	0	0	0	3	3	0.00	0.000
Dick Donovan, R (11, 1) ERA: 5.79	0.1	L	2	1	1	0	0	0	0	0	0	0	1	2	2	27.00	3.000



Batter	1	2	3	4	5	6	7	8	9	AB R H RBI BB SO LOB	TOP											
Dick Howser, R (1, 6) OBP: 0.394, SLG: 0.309	0-3 K		0-0 1B		0-0 4-3	0-0 6-3			0-0 G6-4-3 1B	5 0 2 0 0 1 0	Cleveland Indians @ Washington Senators D.C. Stadium, Washington, DC Sun May 16 1965, 3:38 AM EDT Att. 12,630 - Unknown livebaseballscorecards.com											
Larry Brown, R (1, 4) OBP: 0.268, SLG: 0.313	0-0 F8		0-0 5-3		0-0 F3			0-0 4-3	0-0 G6-4-3 1-2f	5 0 0 0 0 0 2												
Leon Wagner, L (1, 7) Vic Davalillo, L (6, 8) OBP: 0.404, SLG: 0.549 OBP: 0.365, SLG: 0.452	0-0 4-3			0-3 K		0-0 E8 E 2B		0-0 WP 1B		3 1 1 0 0 1 0 1 0 1 0 0 0 0												
Rocky Colavito, R (1, 9) OBP: 0.425, SLG: 0.534		4-0 FC6 BB		0-0 F8		4-0 1B E HR BB		0-0 F8 1-2		2 1 0 0 2 0 1												
Max Alvis, R (1, 5) OBP: 0.360, SLG: 0.447		0-0 FC6 1B 1-2f		0-0 2B		0-0 E5 1B HR 1-2 3-H		0-0 F6		4 1 1 1 0 0 3												
Chuck Hinton, R (1, 8) OBP: 0.330, SLG: 0.361		0-0 G4-6-3 1B 1-2		0-0 F5		0-0 HR 1B 1-2 2-3		0-0 F6		4 1 2 0 0 0 1												
Chico Salmon, R (1, 3) Fred Whitfield, L (6, PH) OBP: 0.339, SLG: 0.644		0-0 G4-6-3 1-2f			4-0 HR BB	0-0 HR 1-H 2-H 3-H		0-0 F8		1 1 0 0 1 0 2 2 1 1 4 0 0 0												
Joe Azcue, R (1, 2) OBP: 0.317, SLG: 0.351			0-0 F9		0-0 HR 1-H	0-0 4-3		0-0 1-3		4 1 1 2 0 0 0												
Luis Tiant, R (1, 1)			0-3 K		0-0 F9	0-3 K			0-0 4-3	4 0 0 0 0 2 0												
Inning Stats	R: 0 E: 0 K: 1 S: 5	H: 0 LOB: 0 BB: 0 P: 5	R: 0 E: 0 K: 0 S: 3	H: 1 LOB: 1 BB: 1 P: 7	R: 0 E: 0 K: 1 S: 6	H: 1 LOB: 1 BB: 0 P: 6	R: 0 E: 0 K: 1 S: 6	H: 1 LOB: 1 BB: 0 P: 6	R: 2 E: 0 K: 0 S: 4	H: 1 LOB: 0 BB: 1 P: 8		R: 5 E: 2 K: 1 S: 9	H: 3 LOB: 0 BB: 1 P: 13	R: 0 E: 0 K: 0 S: 4	H: 1 LOB: 1 BB: 0 P: 4	R: 0 E: 0 K: 0 S: 3	H: 0 LOB: 0 BB: 0 P: 3	R: 0 E: 0 K: 0 S: 3	H: 1 LOB: 0 BB: 0 P: 3	1B: 5 2B: 2 3B: 0 HR: 2	SF: 0 SAC: 0 DP: 2 HBP: 0	WP: 1 PB: 0 SB: 0 CS: 0
PITCHER	IP WLS BF H R ER SO BB IBB HBP BLK WP HR S P ERA WHIP																					
Frank Kreuzer, L (1, 1) ERA: 4.13	5.0 L 24 6 6 6 3 3 0 0 0 0 1 27 39 10.80 1.800																					
Steve Ridzik, R (6, 1) ERA: 3.67	1.0 4 1 1 0 1 0 0 0 0 0 1 6 6 0.00 1.000																					
Marshall Bridges, L (7, 1) ERA:	2.0 7 1 0 0 0 0 0 0 0 1 0 7 7 0.00 0.500																					
Pete Richert, L (9, 1) ERA: 6.04	1.0 3 1 0 0 0 0 0 0 0 0 0 3 3 0.00 1.000																					



Batter	1	2	3	4	5	6	7	8	9	AB	R	H	RBI	BB	SO	LOB	BOTTOM	
Don Blasingame, L (1, 4) OBP: 0.314, SLG: 0.405	0-3 K			x 0-0 3-1		x 0-0 F9		4-0 1B E BB		3	1	0	0	1	1	2	Cleveland Indians @ Washington Senators D.C. Stadium, Washington, DC Sun May 16 1965, 3:38 AM EDT Att. 12,630 - Unknown	
Ken McMullen, R (1, 5) OBP: 0.309, SLG: 0.414	4-0 G4-6-3 BB			x 0-0 1-3		0-3 K		0-0 E 1B		3	0	1	0	1	1	2		
Jim King, L (1, 9) OBP: 0.286, SLG: 0.360	0-0 G4-6-3 1-2f			x 0-3 K		0-3 K		0-0 E4 FC6-4 1-2 3-H		4	0	0	1	0	2	4		
Frank Howard, R (1, 7) OBP: 0.346, SLG: 0.416		0-3 K			x 0-0 F4		x 0-0 HR 1B	x 0-0 FC6-4 FC4-6 1-2f		4	1	1	0	0	1	2		
Bob Chance, L (1, 3) OBP: 0.304, SLG: 0.380		x 0-0 L6			x 0-0 F8		x 0-0 F7	x 0-0 FC4-6 1-2f		4	0	0	0	0	0	3		
Woodie Held, R (1, 8) OBP: 0.415, SLG: 0.559		x 0-0 F8			x 0-0 WP 1B		x 0-0 HR	x 0-0 G3-6-1 1B		4	1	3	2	0	0	0		
Mike Brumley, L (1, 2) OBP: 0.180, SLG: 0.128			x 0-0 F7		x 0-3 K 1-2		x 0-0 6-3	x 0-0 G3-6-1 1-2f		4	0	0	0	0	1	2		
Ed Brinkman, R (1, 6) OBP: 0.215, SLG: 0.202			x 0-0 F3			x 0-0 BB 1B	x 0-0 4-3	x 0-0 F8		3	0	1	0	0	0	0		
Doug Camilli, R (9, PH) OBP: 0.250, SLG: 0.341			x 0-0 F8							1	0	0	0	0	0	0		
Frank Kreutzer, R (1, 1) OBP: 0.200, SLG: 0.200										0	0	0	0	0	0	0		
Steve Ridzik, R (6, 1) OBP: 0.391, SLG: 0.125										0	0	0	0	1	0	0		
Joe Cunningham, L (6, PH) OBP: 0.391, SLG: 0.125										0	0	0	0	0	0	0		
Marshall Bridges, S (7, 1) OBP: 0.231, SLG: 0.408										1	0	0	0	0	1	0		
Willie Kirkland, L (8, PH) OBP: 0.167, SLG: 0.167										0	0	0	0	0	0	0		
Pete Richert, L (9, 1) OBP: 0.167, SLG: 0.167										0	0	0	0	0	0	0		
Inning Stats	R: 0 E: 0 K: 1 S: 4	H: 0 LOB: 0 BB: 1 P: 8	R: 0 E: 0 K: 1 S: 5	H: 0 LOB: 0 BB: 0 P: 5	R: 0 E: 0 K: 0 S: 3	H: 0 LOB: 0 BB: 0 P: 3	R: 0 E: 0 K: 1 S: 5	H: 1 LOB: 1 BB: 0 P: 6	R: 2 E: 0 K: 0 S: 5	H: 2 LOB: 0 BB: 0 P: 5	R: 1 E: 1 K: 1 S: 7	H: 1 LOB: 2 BB: 1 P: 11	R: 0 E: 0 K: 0 S: 3	H: 1 LOB: 0 BB: 0 P: 3	1B: 5 2B: 0 3B: 0 HR: 1	SF: 0 SAC: 0 DP: 2 HBP: 0	WP: 1 PB: 0 SB: 0 CS: 0	PA: 35
PITCHER Luis Tiant, R (1, 1) ERA: 4.4	IP: 9.0 WLS: W BF: 35 H: 6 R: 3 ER: 3 SO: 7 BB: 3 IBB: 0 HBP: 0 BLK: 0 WP: 1 HR: 1 S: 46 P: 58 ERA: 3.00 WHIP: 1.000							PITCHER IP: 9.0 WLS: W BF: 35 H: 6 R: 3 ER: 3 SO: 7 BB: 3 IBB: 0 HBP: 0 BLK: 0 WP: 1 HR: 1 S: 46 P: 58 ERA: 3.00 WHIP: 1.000										

AB 32
R 3
H 6
RBI 3
BB 3
SO 7
LOB 15



Batter	1	2	3	4	5	6	7	8	9	AB R H RBI BB SO LOB	TOP
--------	---	---	---	---	---	---	---	---	---	----------------------	-----

Joe Cunningham, L (1, 3) <small>OBP: 0.483, SLG: 0.250</small> 										4 3 3 0 2 0 0	
Ken Hamlin, R (1, 4) <small>OBP: 0.323, SLG: 0.310</small> Don Blasingame, L (6, PH) <small>OBP: 0.306, SLG: 0.395</small> (6, 4)										3 1 2 2 0 0 1 3 0 0 0 0 0 2	
Ken McMullen, R (1, 5) <small>OBP: 0.319, SLG: 0.417</small>										4 2 2 2 1 1 3	
Frank Howard, R (1, 7) <small>OBP: 0.346, SLG: 0.437</small>										6 2 2 4 0 0 5	

Woodie Held, R (1, 9) <small>OBP: 0.448, SLG: 0.614</small> (5, 8)										2 3 2 1 3 0 0 0 0 0 0 0 0 0	
Don Lock, R (1, 8) <small>OBP: 0.325, SLG: 0.271</small> Willie Kirkland, L (5, PH) <small>OBP: 0.255, SLG: 0.481</small> (5, 9) (8, 8)										2 0 0 0 0 1 2 3 2 2 4 0 1 0	
Doug Camilli, R (1, 2) <small>OBP: 0.265, SLG: 0.413</small>										5 0 2 2 0 0 1	
Ed Brinkman, R (1, 6) <small>OBP: 0.204, SLG: 0.191</small>										5 0 0 0 0 1 2	

Phil Ortega, R (1, 1) <small>OBP: 0.235, SLG: 0.250</small> Steve Ridzik, R (8, 1) <small>OBP: 0.167, SLG: 0.167</small>										4 2 2 0 0 2 0 1 0 0 0 0 0 0	
---	--	--	--	--	--	--	--	--	--	--------------------------------	--

Inning Stats	R: 0 E: 0 K: 0 S: 3	H: 0 LOB: 1 BB: 1 P: 7	R: 0 E: 0 K: 1 S: 4	H: 0 LOB: 0 BB: 1 P: 8	R: 2 E: 0 K: 0 S: 6	H: 3 LOB: 1 BB: 0 P: 6	R: 0 E: 0 K: 0 S: 4	H: 2 LOB: 1 BB: 0 P: 4	R: 7 E: 0 K: 1 S: 11	H: 6 LOB: 0 BB: 1 P: 15	R: 4 E: 0 K: 0 S: 6	H: 3 LOB: 1 BB: 2 P: 14	R: 0 E: 1 K: 2 S: 8	H: 0 LOB: 2 BB: 1 P: 12	R: 1 E: 0 K: 2 S: 8	H: 1 LOB: 0 BB: 0 P: 8	R: 1 E: 0 K: 0 S: 5	H: 2 LOB: 1 BB: 0 P: 5	1B: 11 2B: 2 3B: 1 HR: 3	SF: 1 SAC: 0 DP: 2 HBP: 0	WP: 0 PB: 1 SB: 0 CS: 0	PA: 49
--------------	------------------------------	---------------------------------	------------------------------	---------------------------------	------------------------------	---------------------------------	------------------------------	---------------------------------	-------------------------------	----------------------------------	------------------------------	----------------------------------	------------------------------	----------------------------------	------------------------------	---------------------------------	------------------------------	---------------------------------	-----------------------------------	------------------------------------	----------------------------------	--------

PITCHER	IP	WLS	BF	H	R	ER	SO	BB	IBB	HBP	BLK	WP	HR	S	P	ERA	WHIP
Hank Aguirre, L (1, 1) <small>ERA: 3.79</small>	4.0	L	23	10	8	8	1	3	0	0	0	0	1	22	34	18.00	3.250
Phil Regan, R (5, 1) <small>ERA: 4.18</small>	1.0		4	1	1	1	1	0	0	0	0	0	1	6	6	9.00	1.000
Ed Rakow, R (6, 1) <small>ERA: 6.08</small>	2.0		13	3	4	4	2	3	0	0	0	0	0	14	26	18.00	3.000
Fred Gladding, R (8, 1) <small>ERA: 2.84</small>	2.0		9	3	2	2	2	0	0	0	0	0	1	13	13	9.00	1.500

Washington Senators @ Detroit Tigers
 Tiger Stadium, Detroit, MI
 Tue May 18 1965, 7:05 PM EDT
 Att. 8,841 - Unknown

livebaseballscorecards.com

AB	42
R	15
H	17
RBI	15
BB	6
SO	6
LOB	16



BOTTOM

Washington Senators @ Detroit Tigers
Tiger Stadium, Detroit, MI
Tue May 18 1965, 7:05 PM EDT
Att. 8,841 - Unknown

livebaseballscorecards.com

AB 36
R 9
H 10
RBI 9
BB 2
SO 4
LOB 12



WP: 1 PA: 40
PB: 0
SB: 1
CS: 0

AB R H RBI BB SO LOB

5	2	3	3	0	1	0
3	0	1	1	0	0	0
4	1	0	0	1	1	3
4	2	1	1	1	1	3
4	2	2	2	0	0	0
4	1	1	1	0	0	1
4	0	0	0	0	0	2
4	1	2	1	0	0	0
1	0	0	0	0	0	1
0	0	0	0	0	0	0
1	0	0	0	0	0	0
0	0	0	0	0	0	0
1	0	0	0	0	0	2
0	0	0	0	0	0	0
1	0	0	0	0	1	0

Batter	1	2	3	4	5	6	7	8	9
Dick McAuliffe, L (1, 6) OBP: 0.414, SLG: 0.548	0-0 F6 1B		0-0 SF7 3B		0-3 K 1B		0-0 HR 1B		0-0 HBP 1B
Jerry Lumpe, L (1, 4) OBP: 0.322, SLG: 0.317	0-0 FC6-4 1B		0-0 SF7 3B		0-0 4-3 1B		0-0 F7 1B		1-0 HBP 1B
Norm Cash, L (1, 3) OBP: 0.321, SLG: 0.278	0-0 FC6-4 1-2f		0-3 K 1B			0-0 F7 1B		4-0 WP 3B BB	0-0 F4 1B
Al Kaline, R (1, 9) OBP: 0.425, SLG: 0.559	0-3 K 1B		0-0 HR 1B			0-0 L9 1B		4-0 WP 3B BB	0-0 L4 1B
Willie Horton, R (1, 7) OBP: 0.425, SLG: 0.895		0-0 E 1B S 1B	0-0 6-3 1B			0-0 F9 1B		0-0 1-H 2-H 4-3 3B	
Jim Northrup, L (1, 8) OBP: 0.242, SLG: 0.241		0-0 F6 1-3		0-0 4-3 1B			0-0 HR 1B	0-0 4-3 3-H	
Bill Freehan, R (1, 2) OBP: 0.262, SLG: 0.237		0-0 F1 1B		0-0 F4 1B			0-0 F9 1B	0-0 1-3	
Don Wert, R (1, 5) OBP: 0.349, SLG: 0.284		0-0 1B 3-H		0-0 F6 1B			0-0 HR 1B	0-0 5-3	
Hank Aguirre, R (1, 1) OBP: 0.259, SLG: 0.143		0-0 6-3 1B			0-0 5-3 1B		0-0 F7 1B		0-3 K 1B

Inning Stats	R: 0 H: 1 E: 0 K: 1 S: 6	R: 1 H: 2 E: 0 K: 0 S: 5	R: 2 H: 2 E: 0 K: 1 S: 7	R: 0 H: 0 E: 0 K: 0 S: 3	R: 0 H: 0 E: 0 K: 1 S: 5	R: 0 H: 0 E: 0 K: 0 S: 3	R: 3 H: 3 E: 0 K: 0 S: 6	R: 3 H: 1 E: 0 K: 0 S: 4	R: 0 H: 1 E: 0 K: 1 S: 6
--------------	--------------------------	--------------------------	--------------------------	--------------------------	--------------------------	--------------------------	--------------------------	--------------------------	--------------------------

PITCHER	IP	WLS	BF	H	R	ER	SO	BB	IBB	HBP	BLK	WP	HR	S	P	ERA	WHIP
Phil Ortega, R (1, 1) ERA: 5.5	7.0	W	32	9	9	9	3	2	0	0	0	1	2	36	44	11.57	1.571
Steve Ridzik, R (8, 1) ERA: 3.41	2.0	S	8	1	0	0	1	0	0	1	0	0	0	9	10	0.00	0.500

Batter	1	2	3	4	5	6	7	8	9	AB R H RBI BB SO LOB	TOP
Joe Cunningham, L (1, 3) OBP: 0.485, SLG: 0.261	0-0 G3 1B		0-0 G6-3 1-2f			4-0 1B BB		0-0 G4-3 1-2f		3 0 1 0 1 0 2	
Don Blasingame, L (1, 4) OBP: 0.305, SLG: 0.390	0-0 F8			0-0 F5		0-0 1-2 1B		0-0 F5		4 0 1 0 0 0 1	
Ken McMullen, R (1, 5) OBP: 0.308, SLG: 0.402	0-0 G3 1-2			0-0 F7		0-0 5-3		0-0 F9		4 0 0 0 0 0 3	
Frank Howard, R (1, 7) OBP: 0.336, SLG: 0.423	0-0 5-3			0-3 K			0-0 5-3		0-0 5-3	4 0 0 0 0 1 1	
Woodie Held, R (1, 8) OBP: 0.444, SLG: 0.597		0-0 5-3			0-0 F3		4-0 BB			2 0 0 0 1 0 0	
Willie Kirkland, L (1, 9) OBP: 0.241, SLG: 0.455		0-3 K			0-0 F9		0-0 F9			3 0 0 0 0 1 1	
Doug Camilli, R (1, 2) OBP: 0.255, SLG: 0.396		0-0 F9			0-0 5-3		0-3 K			2 0 0 0 0 0 0	
Jim King, L (7, PH) OBP: 0.281, SLG: 0.353										1 0 0 0 0 1 1	
Joe McCabe, R (7, 2) OBP: 0.258, SLG: 0.269										0 0 0 0 0 0 0	
Ed Brinkman, R (1, 6) OBP: 0.218, SLG: 0.198			0-0 G6-3 1B			0-0 F2		4-0 G4-3 BB		2 0 1 0 1 0 0	
Bennie Daniels, L (1, 1) OBP: 0.364, SLG: 0.125			0-3 K			0-3 K		0-3 K		2 0 0 0 0 2 1	
Steve Ridzik, R (7, 1) OBP: 0.167, SLG: 0.167										0 0 0 0 0 0 0	
Bob Chance, L (8, PH) OBP: 0.301, SLG: 0.376										1 0 0 0 0 1 1	
Marshall Bridges, S (8, 1)										0 0 0 0 0 0 0	
Inning Stats	R: 0 E: 0 K: 0 S: 4 H: 1 LOB: 1 BB: 0 P: 4	R: 0 E: 0 K: 1 S: 5 H: 0 LOB: 0 BB: 0 P: 5	R: 0 E: 0 K: 1 S: 5 H: 1 LOB: 0 BB: 0 P: 5	R: 0 E: 0 K: 1 S: 5 H: 0 LOB: 0 BB: 0 P: 5	R: 0 E: 0 K: 0 S: 3 H: 0 LOB: 0 BB: 0 P: 3	R: 0 E: 0 K: 1 S: 6 H: 1 LOB: 2 BB: 1 P: 10	R: 0 E: 0 K: 1 S: 5 H: 0 LOB: 1 BB: 1 P: 9	R: 0 E: 0 K: 1 S: 4 H: 0 LOB: 0 BB: 1 P: 8	R: 0 E: 0 K: 0 S: 3 H: 0 LOB: 0 BB: 0 P: 3	1B: 3 2B: 0 3B: 0 HR: 0 SF: 0 SAC: 0 DP: 2 HBP: 0	WP: 0 PB: 0 SB: 0 CS: 0 PA: 31
PITCHER Denny McLain, R (1, 1) ERA: 3.99	IP: 9.0 WLS: W BF: 31 H: 3 R: 0 ER: 0 SO: 6 BB: 3 IBB: 0 HBP: 0 BLK: 0 WP: 0 HR: 0 S: 40 P: 52 ERA: 0.00 WHIP: 0.667	PITCHER IP WLS BF H R ER SO BB IBB HBP BLK WP HR S P ERA WHIP									

Washington Senators @ Detroit Tigers
Tiger Stadium, Detroit, MI
Wed May 19 1965, 7:05 PM EDT
Att. 5,309 - Unknown

livebaseballscorecards.com

AB	28
R	0
H	3
RBI	0
BB	3
SO	6
LOB	11



Batter	1	2	3	4	5	6	7	8	9
Jake Wood, R OBP: 0.400, SLG: 0.579 (1, 4)	0-3 K		0-0 5-3		0-0 5-3		0-0 CS 1B		
Jim Northrup, L OBP: 0.227, SLG: 0.226 (1, 9)	0-0 4-3			0-0 L9		0-0 4-3	0-0 CS 1-2	0-0 F6	
Dick McAuliffe, L OBP: 0.409, SLG: 0.534 (1, 6)	4-0 BB			0-0 6-3		0-0 F3		0-0 4-3	
Willie Horton, R OBP: 0.417, SLG: 0.861 (1, 7)	0-0 5-3			0-3 K		4-0 BB		0-0 F8	
Norm Cash, L OBP: 0.321, SLG: 0.272 (1, 3)		0-0 E4			4-0 BB BB BB BB	0-0 F8			
Don Demeter, R OBP: 0.324, SLG: 0.374 (7, 3)									
Bill Freehan, R OBP: 0.264, SLG: 0.231 (1, 2)		0-0 G6-4-3			0-0 FC4-6		4-0 BB BB BB BB	4-0 1B E BB	
George Thomas, R OBP: 0.353, SLG: 0.452 (1, 8)		0-0 5-3			0-0 1B 1-2 1B 1B		0-0 F9		
Don Wert, R OBP: 0.357, SLG: 0.295 (1, 5)			0-0 5-3		0-0 E 1-3 2-H 1B		0-0 E2 1-H E 1B		
Denny McLain, R OBP: 0.154, SLG: 0.154 (1, 1)			0-0 F9		0-0 1-H 3-H 1B		0-0 F8 3-H		

Inning Stats	R: 0 E: 0 K: 1 S: 5	H: 0 LOB: 1 BB: 1 P: 9	R: 0 E: 1 K: 0 S: 3	H: 0 LOB: 0 BB: 0 P: 3	R: 0 E: 0 K: 0 S: 3	H: 0 LOB: 0 BB: 0 P: 3	R: 0 E: 0 K: 1 S: 5	H: 0 LOB: 0 BB: 0 P: 5	R: 2 E: 0 K: 0 S: 5	H: 3 LOB: 1 BB: 1 P: 9	R: 0 E: 0 K: 0 S: 3	H: 0 LOB: 1 BB: 1 P: 7	R: 2 E: 2 K: 0 S: 4	H: 2 LOB: 0 BB: 1 P: 8	R: 0 E: 0 K: 0 S: 3	H: 0 LOB: 0 BB: 0 P: 3
1B: 5 2B: 0 3B: 0 HR: 0	SF: 0 SAC: 0 DP: 1 HBP: 0	WP: 0 PB: 0 SB: 0 CS: 1	WP: 0 HR: 0 S: 0 P: 0	ERA: 2.84 WHIP: 1.263	ERA: 0.00 WHIP: 1.500	ERA: 0.00 WHIP: 0.000										

PITCHER	IP	WLS	BF	H	R	ER	SO	BB	IBB	HBP	BLK	WP	HR	S	P	ERA	WHIP
Bennie Daniels, R ERA: 3.13 (1, 1)	6.1	L	26	4	4	2	2	4	0	0	0	0	0	26	42	2.84	1.263
Steve Ridzik, R ERA: 3.34 (7, 1)	0.2		2	1	0	0	0	0	0	0	0	0	0	2	2	0.00	1.500
Marshall Bridges, L ERA: (8, 1)	1.0		3	0	0	0	0	0	0	0	0	0	0	3	3	0.00	0.000

BOTTOM


Washington Senators @ Detroit Tigers

Tiger Stadium, Detroit, MI

Wed May 19 1965, 7:05 PM EDT

Att. 5,309 - Unknown

AB	27
R	4
H	5
RBI	2
BB	4
SO	2
LOB	6



WP	HR	S	P	ERA	WHIP
0	0	0	0	2.84	1.263
0	0	0	0	0.00	1.500
0	0	0	0	0.00	0.000

Batter	1	2	3	4	5	6	7	8	9	10	AB	R	H	RBI	BB	SO	LOB	TOP				
Joe Cunningham, L (1, 3) OBP: 0.447, SLG: 0.321	0-0 F6		0-0 L5			0-0 5-3 3B		0-0 4-3		0-0 3-1	5	1	1	0	0	0	0					
Ken Hamlin, R (1, 4) OBP: 0.324, SLG: 0.313	0-3 K		0-0			0-0 5-3		0-3 K		0-0	3	0	1	1	0	1	0					
Bob Chance, L (8, PH) OBP: 0.298, SLG: 0.372											1	0	0	0	0	1	0					
Steve Ridzik, R (8, 1) OBP: 0.167, SLG: 0.167						G6-4-3 1B					0	0	0	0	0	0	0					
Don Lock, R (10, PH) OBP: 0.330, SLG: 0.309											1	1	1	1	0	0	0					
Ken McMullen, R (1, 9) OBP: 0.304, SLG: 0.393	0-0 4-3		0-0 G6-4-3			0-3 K		0-0 5-3		0-0 5-3	5	0	1	0	0	1	1					
Marshall Bridges, S (10, 1)											0	0	0	0	0	0	0					
Frank Howard, R (1, 7) OBP: 0.340, SLG: 0.449		0-3 K		0-0 G6-4-3 1B		0-3 K		0-0 HR		0-0 SH1-3	4	1	2	1	0	2	0					
Mike Brumley, L (9, 2) OBP: 0.180, SLG: 0.128											0	0	0	0	0	0	0					
Woodie Held, R (1, 8) OBP: 0.442, SLG: 0.636		0-0 HR		0-0 F4		0-0 F9		0-0 F9		0-0 F8	5	2	2	1	0	0	2					
Don Zimmer, R (1, 5) OBP: 0.231, SLG: 0.435		4-0 HR BB		0-0 G6-4-3		0-0 HR		0-0 HR		0-0 1B	3	2	2	1	1	0	1					
Doug Camilli, R (1, 2) OBP: 0.264, SLG: 0.400		0-0 F7		0-0 G5-4-3 1B		0-0 G5-4-3 1B		0-3 K		0-0 SF8	2	0	1	0	0	0	1					
Jim King, L (7, PH) OBP: 0.276, SLG: 0.346											1	0	0	0	0	1	0					
Joe McCabe, R (7, 2) OBP: 0.228, SLG: 0.269											0	0	0	0	0	0	0					
Willie Kirkland, L (9, PH) OBP: 0.237, SLG: 0.455											0	0	0	1	0	0	0					
Ed Brinkman, R (1, 6) OBP: 0.229, SLG: 0.240		0-0 HR		0-0 G5-4-3		0-0 F4		0-0 F4		0-0 1B	4	1	2	2	0	0	1					
Frank Kreutzer, R (1, 1) OBP: 0.125, SLG: 0.500		0-3 K		0-0 F9		0-0 F9		0-0 4-3		0-0 F8	0	0	0	0	0	0	0					
Buster Narum, R (1, 1) OBP: 0.300, SLG: 0.383											2	0	0	0	0	1	0					
Don Blasingame, L (8, PH)											2	0	0	0	0	0	2					
Inning Stats	R: 0 E: 0 K: 1 S: 5	H: 0 LOB: 0 BB: 0 P: 5	R: 3 E: 0 K: 2 S: 9	H: 2 LOB: 0 BB: 1 P: 13	R: 0 E: 0 K: 0 S: 3	H: 1 LOB: 0 BB: 0 P: 3	R: 0 E: 0 K: 0 S: 3	H: 1 LOB: 0 BB: 0 P: 3	R: 1 E: 0 K: 2 S: 8	H: 1 LOB: 0 BB: 0 P: 8	R: 1 E: 0 K: 1 S: 6	H: 1 LOB: 0 BB: 0 P: 6	R: 0 E: 0 K: 1 S: 5	H: 0 LOB: 0 BB: 0 P: 5	R: 2 E: 0 K: 0 S: 7	H: 4 LOB: 2 BB: 0 P: 7	R: 1 E: 0 K: 0 S: 5	H: 2 LOB: 1 BB: 0 P: 5	1B: 6 2B: 1 3B: 1 HR: 5	SF: 1 SAC: 1 DP: 3 HBP: 0	WP: 0 PB: 1 SB: 0 CS: 0	PA: 41
PITCHER	IP WLS BF H R ER SO BB IBB HBP BLK WP HR S P ERA WHIP																					
Mickey Lolich, L (1, 1) ERA: 3.68	6.1		24	7	5	5	5	1	0	0	0	0	0	0	0	3	37	7.11	1.263			
Larry Sherry, R (7, 1) ERA: 1.19	2.0		9	3	2	2	2	0	0	0	0	0	0	0	1	13	13	9.00	1.500			
Terry Fox, R (9, 1) ERA: 1.08	0.1		2	1	0	0	0	0	0	0	0	0	0	0	2	2	2	0.00	3.000			
Ron Nischwitz, L (9, 1) ERA: 9.0	1.0		5	2	1	1	0	0	0	0	0	0	0	0	1	5	5	9.00	2.000			
Jack Hamilton, R (10, 1) ERA:	0.1	W	1	0	0	0	0	0	0	0	0	0	0	0	1	1	1	0.00	0.000			

Washington Senators @ Detroit Tigers
Tiger Stadium, Detroit, MI
Thu May 20 1965, 4:33 AM EDT
Att: 3,510 - Unknown

livebaseballscorecards.com

AB	38
R	8
H	13
RBI	8
BB	1
SO	7
LOB	8



BOTTOM

Washington Senators @ Detroit Tigers
Tiger Stadium, Detroit, MI
Thu May 20 1965, 4:33 AM EDT
Att. 3,510 - Unknown

livebaseballscorecards.com

AB	39
R	9
H	13
RBI	8
BB	5
SO	7
LOB	17



WP	0	PA	45
PB	0		
SB	0		
CS	1		

AB R H RBI BB SO LOB

5	1	2	1	0	1	1
4	2	1	0	1	1	2
4	1	1	0	1	2	1
0	1	0	0	0	0	0
0	0	0	0	0	0	0
3	0	0	0	2	1	3
5	2	2	2	0	0	2
4	0	2	3	1	0	1
5	1	2	0	0	1	3
5	1	2	2	0	0	1
3	0	1	0	0	1	1
1	0	0	0	0	0	2
0	0	0	0	0	0	0
0	0	0	0	0	0	0
0	0	0	0	0	0	0

1B	8	SF	0
2B	2	SAC	0
3B	1	DP	0
HR	2	HBP	0

Batter	1	2	3	4	5	6	7	8	9	10
Jake Wood, R OBP: 0.400, SLG: 0.667 (1, 4)	0-0 HR	0-3 K		0-0 6-3 1B		0-0 F8			0-0 1-3	
Don Wert, R OBP: 0.358, SLG: 0.294 (1, 5)	4-0 1B 1B BB		0-0 E 1B	0-0 6-3 1B			0-3 K		0-0 4-3	
Don Demeter, R OBP: 0.327, SLG: 0.368 (1, 3)	0-0		0-3 K		0-3 K		0-0 6-3		4-0 BB 2B BB	
Gates Brown, L OBP: 0.276, SLG: 0.448 (9, PR)	1-2 1B 3B 1B									
Ray Oyster, R (10, 3)										
Willie Horton, R OBP: 0.416, SLG: 0.829 (1, 7)	0-0 F7		0-0 F6		4-0 FC5-4 BB		0-3 K2-3		4-0 1-2 2B BB	
Bill Freehan, R OBP: 0.272, SLG: 0.253 (1, 2)	0-0 1-3 2-H 3B 1B		0-0 E6 1B E		0-0 FC5-4			0-0 G3	0-0 1-H 2-H 2B	
Jim Northrup, L OBP: 0.254, SLG: 0.273 (1, 9)	0-0 1-H FC6-2 3B		0-0 E8 1B		0-0 6-3			0-0 1-3		4-0 FC3-6 BB
George Thomas, R OBP: 0.359, SLG: 0.444 (1, 8)	0-0 FC6-2 CS		0-3 K			0-0 FC3-6 1B		0-0 2B 1B		0-0 FC3-6 1-2f HR
Dick McAuliffe, L OBP: 0.408, SLG: 0.561 (1, 6)	0-0 CS	0-0 F9		0-0 F9		0-0 FC3-6		0-0 1-3 2B		0-0 1-H HR
Mickey Lolich, S OBP: 0.105, SLG: 0.056 (1, 1)										
Larry Sherry, R OBP: 0.333, SLG: 0.600 (7, 1)		0-0 F7				0-3 K		0-0 F3		
Terry Fox, R (9, 1)										
Ron Nischwitz, S (9, 1)										
Jack Hamilton, R (10, 1)										

Inning Stats	R: 4	H: 4	E: 0	K: 0	S: 6	P: 10	R: 0	H: 0	E: 0	K: 1	S: 5	P: 5	R: 2	H: 2	E: 2	K: 2	S: 10	P: 10	R: 0	H: 2	E: 0	K: 0	S: 4	P: 4	R: 0	H: 1	E: 0	K: 1	S: 5	P: 9	R: 0	H: 1	E: 0	K: 2	S: 7	P: 7	R: 0	H: 2	E: 0	K: 0	S: 5	P: 5	R: 1	H: 1	E: 0	K: 0	S: 3	P: 11	R: 2	H: 1	E: 0	K: 0	S: 2	P: 6	1B: 8	SF: 0	2B: 2	SAC: 0	3B: 1	DP: 0	HR: 2	HBP: 0	WP: 0	PA: 45
--------------	------	------	------	------	------	-------	------	------	------	------	------	------	------	------	------	------	-------	-------	------	------	------	------	------	------	------	------	------	------	------	------	------	------	------	------	------	------	------	------	------	------	------	------	------	------	------	------	------	-------	------	------	------	------	------	------	-------	-------	-------	--------	-------	-------	-------	--------	-------	--------

PITCHER	IP	WLS	BF	H	R	ER	SO	BB	IBB	HBP	BLK	WP	HR	S	P	ERA	WHIP
Frank Kreutzer, L ERA: 5.55 (1, 1)	0.1		6	4	4	4	0	1	0	0	0	0	1	5	9	108.00	15.000
Buster Narum, R ERA: 5.24 (1, 1)	6.2		25	5	2	0	7	1	0	0	0	0	0	38	42	0.00	0.900
Steve Ridzik, R ERA: 3.41 (8, 1)	2.0		10	3	1	1	0	2	0	0	0	0	0	8	16	4.50	2.500
Marshall Bridges, L ERA: 5.4 (10, 1)	0.1	L	3	1	2	2	0	1	0	0	0	0	1	2	6	54.00	6.000

Batter	1	2	3	4	5	6	7	8	9	AB R H RBI BB SO LOB	TOP											
Don Blasingame, L (1, 4) OBP: 0.296, SLG: 0.376	0-0 F8		0-3 K			0-0 4-3		0-0 F8	0-0 1B	5 0 1 1 0 1 1	<p>Washington Senators @ New York Yankees Yankee Stadium, Bronx, NY Fri May 21 1965, 7:05 PM EDT Att. 12,190 - Unknown - 60 F</p>											
Ken McMullen, R (1, 5) OBP: 0.308, SLG: 0.402	0-3 K			0-0 1B SF8 1B		0-0 F6		0-0 2B	0-3 K	5 1 2 0 0 2 1												
Bob Chance, L (1, 3) OBP: 0.306, SLG: 0.378	0-3 K			0-0 BB 1B		0-0 3B 1B		0-0 F7		4 1 2 0 0 1 1												
Frank Howard, R (1, 7) OBP: 0.338, SLG: 0.462		0-0 F9		0-0 SF8		0-0 3B		0-0 F8		3 0 1 2 0 0 1												
Don Lock, R (8, 8) OBP: 0.330, SLG: 0.309						1-H				0 0 0 0 0 0 0												
Woodie Held, R (1, 8) OBP: 0.455, SLG: 0.628		0-0 5-3		4-0 G6-3 BB		4-0 BB			4-0 HR BB	1 1 0 0 3 0 0												
Willie Kirkland, L (1, 9) OBP: 0.238, SLG: 0.492		0-0 L6		0-0 G6-3		0-0 G1			0-0 HR	4 1 1 2 0 0 4												
Doug Camilli, R (1, 2) OBP: 0.246, SLG: 0.370			0-3 K		0-0 4-3		0-0 F3		0-0 4-3	4 0 0 0 0 1 0												
Ed Brinkman, R (1, 6) OBP: 0.224, SLG: 0.235			0-0 6-3		0-3 K		0-0 1-3		0-0 1B 3B	2 0 0 0 0 1 0												
Mike Brumley, L (7, PH) OBP: 0.176, SLG: 0.125										1 0 0 0 0 0 0												
Ken Hamlin, R (7, 6) OBP: 0.343, SLG: 0.394										1 1 1 0 0 0 0												
Mike McCormick, L (1, 1) OBP: 0.154, SLG: 0.083			4-0 BB		0-0 L4		0-0 F6		0-3 K	1 0 0 0 1 0 0												
Jim King, L (7, PH) OBP: 0.271, SLG: 0.340										1 0 0 0 0 0 0												
Frank Kreutzer, R (7, 1) OBP: 0.394, SLG: 0.125										0 0 0 0 0 0 0												
Bennie Daniels, L (8, 1) OBP: 0.394, SLG: 0.125										0 0 0 0 0 0 0												
Don Zimmer, R (9, PH) OBP: 0.222, SLG: 0.417										1 0 0 0 0 1 1												
Ron Kline, R (8, 1) OBP: 0.222, SLG: 0.417										0 0 0 0 0 0 0												
Inning Stats	R: 0 E: 0 K: 2 S: 7	H: 0 LOB: 0 BB: 0 P: 7	R: 0 E: 0 K: 0 S: 3	H: 0 LOB: 0 BB: 0 P: 3	R: 0 E: 0 K: 2 S: 7	H: 0 LOB: 1 BB: 1 P: 11	R: 1 E: 0 K: 0 S: 4	H: 2 LOB: 1 BB: 1 P: 8	R: 0 E: 0 K: 1 S: 5	H: 0 LOB: 0 BB: 0 P: 5	R: 1 E: 0 K: 0 S: 5	H: 2 LOB: 2 BB: 1 P: 9	R: 0 E: 0 K: 0 S: 3	H: 0 LOB: 0 BB: 0 P: 3	R: 0 E: 0 K: 0 S: 4	H: 1 LOB: 1 BB: 0 P: 4	R: 3 E: 0 K: 2 S: 10	H: 3 LOB: 1 BB: 1 P: 14	1B: 4 2B: 1 3B: 2 HR: 1	SF: 1 SAC: 0 DP: 1 HBP: 0	WP: 0 PB: 0 SB: 0 CS: 0	PA: 38
PITCHER	IP WLS BF H R ER SO BB IBB HBP BLK WP HR S P ERA WHIP																					
Jim Bouton, R (1, 1) ERA: 4.76	8.1 L 35 7 5 5 5 4 0 0 0 0 0 1 41 57 5.40 1.320																					
Pedro Ramos, R (9, 1) ERA: 4.35	0.2 3 1 0 0 2 0 0 0 0 0 0 0 7 7 0.00 1.500																					

livebaseballscorecards.com

AB	33
R	5
H	8
RBI	5
BB	4
SO	7
LOB	9



Batter	1	2	3	4	5	6	7	8	9	AB R H RBI BB SO LOB
Phil Linz, R (1, 6) OBP: 0.323, SLG: 0.278 Tony Kubek, L (9, PH) OBP: 0.277, SLG: 0.299	0-0 E6 FC5-4 1B SF9	0-0 FC5-4 1-2f			0-0 2B 1B	0-0 1B 1B			0-0 1B SH3-4 1B	4 2 2 0 0 0 1 1 0 1 0 0 0 0
Bobby Richardson, R (1, 4) OBP: 0.333, SLG: 0.353	0-0 FC5-4 1-2 1B		0-0 F8		0-0 1B E 2B	0-0 1-3			0-0 SH3-4 1-2	4 1 2 1 0 0 1
Tom Tresh, S (1, 8) OBP: 0.340, SLG: 0.493 (8, 7)	0-0 FC5-4 SF9 1-2f 2-3		0-3 K		0-0 G6-3 E 2-3 1B		0-0 F9		0-0 L7	5 1 1 0 0 1 3
Mickey Mantle, S (1, 7) OBP: 0.431, SLG: 0.544 Ross Moschitto, R (7, PR) (8, 8) Horace Clarke, S (9, PH) OBP: 0.286, SLG: 0.231	4-0 FC5-4 1-2 BB		0-0 F9		0-0 FC G6-3 1-2 3-H		0-0 WP 1B		0-0 FC6-4 2-3 1B	3 0 1 1 1 0 1 0 0 0 0 0 0 0 1 0 1 0 0 0 0
Hector Lopez, R (1, 9) OBP: 0.220, SLG: 0.321	0-0 SF9			0-0 L7	0-0 G6-3 1-2f 2-3		0-3 K		0-0 FC6-4 1-2f	4 0 0 1 0 1 5
Joe Pepitone, L (1, 3) OBP: 0.283, SLG: 0.353	0-0 F2			0-0 L3	4-0 E S BB		0-3 K			3 0 0 0 1 1 3
Clete Boyer, R (1, 5) OBP: 0.243, SLG: 0.276		0-0 L6		0-0 2B	0-0 5-3 1-3 3-H			0-0 6-3		4 0 1 0 0 0 1
Doc Edwards, R (1, 2) OBP: 0.260, SLG: 0.194		0-3 K		4-0 IBB		0-0 6-3		0-0 5-3		3 0 0 0 1 1 0
Jim Bouton, R (1, 1) OBP: 0.261, SLG: 0.105 Pedro Ramos, S (9, 1)		0-0 FC5-4 1B		0-0 5-3		0-0 F5		0-0 5-3		4 0 1 0 0 0 2 0 0 0 0 0 0 0

Inning Stats	R: 1	H: 1	E: 1	LOB: 2	K: 0	BB: 1	S: 5	R: 0	H: 1	E: 0	LOB: 1	K: 1	BB: 0	S: 6	R: 0	H: 0	E: 0	LOB: 0	K: 1	BB: 0	S: 5	R: 0	H: 1	E: 0	LOB: 2	K: 0	BB: 1	S: 4	R: 3	H: 3	E: 1	LOB: 1	K: 0	BB: 1	S: 6	R: 0	H: 1	E: 0	LOB: 1	K: 0	BB: 0	S: 4	R: 0	H: 0	E: 0	LOB: 0	K: 0	BB: 0	S: 3	R: 0	H: 2	E: 0	LOB: 2	K: 0	BB: 0	S: 5	R: 0	H: 2	E: 0	LOB: 2	K: 0	BB: 0	S: 5
1B: 8	SF: 1	3B: 0	DP: 1	HR: 0	WP: 1	PA: 41	2B: 2	SAC: 1	CS: 0	1B: 8	SF: 1	3B: 0	DP: 1	HR: 0	WP: 1	PA: 41	2B: 2	SAC: 1	CS: 0	1B: 8	SF: 1	3B: 0	DP: 1	HR: 0	WP: 1	PA: 41	2B: 2	SAC: 1	CS: 0	1B: 8	SF: 1	3B: 0	DP: 1	HR: 0	WP: 1	PA: 41	2B: 2	SAC: 1	CS: 0	1B: 8	SF: 1	3B: 0	DP: 1	HR: 0	WP: 1	PA: 41	2B: 2	SAC: 1	CS: 0	1B: 8	SF: 1	3B: 0	DP: 1	HR: 0	WP: 1	PA: 41	2B: 2	SAC: 1	CS: 0				

PITCHER	IP	WLS	BF	H	R	ER	SO	BB	IBB	HBP	BLK	WP	HR	S	P	ERA	WHIP
Mike McCormick, L (1, 1) ERA: 2.72	6.0		29	7	4	2	2	2	2	0	0	0	0	30	42	3.00	1.500
Frank Kreutzer, L (7, 1) ERA: 5.33	1.0		4	1	0	0	2	0	0	0	0	1	0	8	8	0.00	1.000
Bennie Daniels, R (8, 1) ERA: 3.05	1.0	W	3	0	0	0	0	0	0	0	0	0	0	3	3	0.00	0.000
Ron Kline, R (9, 1) ERA: 2.38	1.0	S	5	2	0	0	0	0	0	0	0	0	0	5	5	0.00	2.000

BOTTOM

Washington Senators @ New York Yankees
Yankee Stadium, Bronx, NY
Fri May 21 1965, 7:05 PM EDT
Att: 12,190 - Unknown - 60 F

livebaseballscores.com

AB	36
R	4
H	10
RBI	3
BB	3
SO	4
LOB	17



Batter	1	2	3	4	5	6	7	8	9	AB R H RBI BB SO LOB	TOP											
Don Blasingame, L (1, 4) OBP: 0.288, SLG: 0.364	0-0 3-1		0-3 K			0-0 F8		0-0 FC3-6 1-2f		4 0 0 0 0 1 1	Washington Senators @ New York Yankees Yankee Stadium, Bronx, NY Sat May 22 1965, 3:33 AM EDT Att. 9,097 - Overcast - 72 F											
Ken McMullen, R (1, 9) OBP: 0.313, SLG: 0.400	0-0 FC1-6 1B		0-0 1-3			4-0 FC6-4 BB		0-3 K		3 0 1 0 1 1 1												
Bob Chance, L (1, 3) OBP: 0.295, SLG: 0.363	0-0 FC1-6 1-2f				0-0 F6		0-0 FC6-4 FC5-4 1-2f		0-0 F7	4 0 0 0 0 0 2												
Frank Howard, R (1, 7) OBP: 0.342, SLG: 0.459	0-0 6-3				0-0 WP 1B		0-0 FC5-4 1-2f		4-0 BB	3 0 1 0 1 0 2												
Don Lock, R (1, 8) OBP: 0.328, SLG: 0.300			0-3 K		4-0 G1-4-3 1-2 BB		0-0 F7		0-3 K	3 0 0 0 1 2 1												
Don Zimmer, R (1, 5) OBP: 0.226, SLG: 0.370			4-0 S BB		0-0 G1-4-3 1-2f		0-3 K		0-0 F7	3 0 0 0 1 1 3												
Doug Camilli, R (1, 2) OBP: 0.233, SLG: 0.351			0-0 F8		0-0 F6		0-0 1-3			3 0 0 0 0 0 1												
Ed Brinkman, R (1, 6) OBP: 0.218, SLG: 0.229			0-0 5-3 1-2		0-0 6-3				0-3 K	3 0 0 0 0 1 1												
Pete Richert, L (1, 1) OBP: 0.125, SLG: 0.125			0-3 K		0-3 K				0-0 FC3-6 1B	2 0 0 0 0 2 0												
Steve Ridzik, R (6, 1) OBP: 0.167, SLG: 0.167										0 0 0 0 0 0 0												
Joe McCabe, R (8, PH) OBP: 0.281, SLG: 0.296										1 0 1 0 0 0 0												
Marshall Bridges, S (8, 1)										0 0 0 0 0 0 0												
Inning Stats	R: 0 E: 0 K: 0 S: 4	H: 1 LOB: 1 BB: 0 P: 4	R: 0 E: 0 K: 1 S: 5	H: 0 LOB: 1 BB: 1 P: 9	R: 0 E: 0 K: 2 S: 7	H: 0 LOB: 0 BB: 0 P: 7	R: 0 E: 0 K: 1 S: 5	H: 1 LOB: 1 BB: 1 P: 7	R: 0 E: 0 K: 1 S: 5	H: 0 LOB: 0 BB: 0 P: 5	R: 0 E: 0 K: 1 S: 5	H: 0 LOB: 1 BB: 1 P: 7	R: 0 E: 0 K: 1 S: 5	H: 0 LOB: 0 BB: 0 P: 5	R: 0 E: 0 K: 1 S: 8	H: 1 LOB: 1 BB: 0 P: 8	R: 0 E: 0 K: 1 S: 5	H: 0 LOB: 1 BB: 1 P: 9	1B: 3 2B: 0 3B: 0 HR: 0	SF: 0 SAC: 0 DP: 1 HBP: 0	WP: 1 PB: 0 SB: 1 CS: 0	PA: 33
PITCHER Whitey Ford, L (1, 1) ERA: 5.23	IP 9.0 WLS W BF 33 H 3 R 0 ER 0 SO 8 BB 4 IBB 0 HBP 0 BLK 0 WP 1 HR 0 S 45 P 61 ERA 0.00 WHIP 0.778																					

AB	29
R	0
H	3
RBI	0
BB	4
SO	8
LOB	12



WP: 1	PA: 33
PB: 0	
SB: 1	
CS: 0	

Batter	1	2	3	4	5	6	7	8	9
Phil Linz, R OBP: 0.319, SLG: 0.298 (1, 6)	0-0 5-3		0-0 SH5-4		0-0 4-3 1B	0-0 SF8		0-0 F9	
Bobby Richardson, R OBP: 0.329, SLG: 0.348 (1, 4)	0-0 1B		0-0 F9		0-0 4-3	0-3 K		0-0 6-3	
Tom Tresh, S OBP: 0.335, SLG: 0.479 (1, 8) (8, 7)	0-0 F5		0-0 4-3		0-3 K	0-0 F9		4-0 BB	
Mickey Mantle, S OBP: 0.433, SLG: 0.538 Ross Moschitto, R (8, 8)	0-0 F4			4-0 S 3B BB	0-0 1B		0-0 G3	0-0 6-3	
Hector Lopez, R OBP: 0.238, SLG: 0.333 (1, 9)		0-3 K		0-3 K	0-0 1B		0-0 2B 1B		
Ray Barker, L OBP: 0.326, SLG: 0.333 (1, 3)		0-3 K		0-3 K	0-3 K		0-0 1B 2B		
Clete Boyer, R OBP: 0.261, SLG: 0.307 (1, 5)		0-0 F8		0-0 3B		4-0 SH 2B BB	0-0 5-3 1B		
Bob Schmidt, R OBP: 0.370, SLG: 0.440 (1, 2)			0-0 SH5-4 BB 1B	4-0 IBB		0-0 SH 2B SF8	0-0 5-3		
Whitey Ford, L OBP: 0.263, SLG: 0.235 (1, 1)			4-0 SH5-4 BB	0-3 K		0-0 SF8 2B	0-0 F2		

Inning Stats	R: 0	H: 1	E: 0	LOB: 1	K: 0	S: 4	P: 4	R: 0	H: 0	E: 0	LOB: 0	K: 2	S: 7	R: 0	H: 1	E: 0	LOB: 2	K: 0	S: 4	R: 1	H: 1	E: 0	LOB: 2	K: 3	S: 10	R: 1	H: 3	E: 0	LOB: 2	K: 2	S: 10	R: 2	H: 1	E: 1	LOB: 1	K: 1	S: 7	R: 2	H: 3	E: 0	LOB: 1	K: 0	S: 6	R: 0	H: 0	E: 0	LOB: 1	K: 0	S: 3	

PITCHER	IP	WLS	BF	H	R	ER	SO	BB	IBB	HBP	BLK	WP	HR	S	P	ERA	WHIP
Pete Richert, L (1, 1) ERA: 5.93	5.0	L	25	6	3	3	7	3	1	0	0	0	0	35	51	5.40	1.800
Steve Ridzik, R (6, 1) ERA: 3.74	2.0		11	4	3	2	1	0	0	0	0	0	0	13	13	9.00	2.000
Marshall Bridges, L (8, 1) ERA: 4.15	1.0		4	0	0	0	0	1	0	0	0	0	0	3	7	0.00	1.000

AB R H RBI BB SO LOB

3	1	1	1	0	0	0
5	0	1	0	0	1	4
4	0	0	0	1	1	5
3	1	1	1	1	0	1
1	0	0	0	0	0	1
4	1	2	0	0	2	1
4	1	1	0	0	3	3
3	1	2	3	1	0	0
2	1	1	0	1	0	1
3	0	1	1	1	1	3

WP:	PA:
0	40
SB:	CS:
1	0

1B:	SF:	WP:	PA:
6	1	0	40
2B:	SAC:	PB:	
3	2	0	
3B:	DP:	SB:	
1	0	1	
HR:	HBP:	CS:	
0	0	0	

Washington Senators @ New York Yankees
 Yankee Stadium, Bronx, NY
 Sat May 22 1965, 3:33 AM EDT
 Att. 9,097 - Overcast - 72 F

livebaseballscorecards.com

AB	32
R	6
H	10
RBI	6
BB	5
SO	8
LOB	19



Batter	1	2	3	4	5	6	7	8	9	AB R H RBI BB SO LOB	TOP
Don Blasingame, L (1, 4) OBP: 0.278, SLG: 0.351	0-0 6-3		0-0 6-3		0-0 4-3	0-3 K			0-0 1-3	5 0 0 0 0 1 2	Washington Senators @ New York Yankees Yankee Stadium, Bronx, NY Sun May 23 1965, 3:33 AM EDT Cloudy - 78 F livebaseballscores.com
Ken McMullen, R (1, 5) OBP: 0.319, SLG: 0.427	0-0 2B FC4 1B		0-0 F2			0-0 HR		0-0 F3		4 2 2 1 0 0 0	
Bob Chance, L (1, 3) OBP: 0.302, SLG: 0.377	0-0 FC4 1-3 SF8 2B		0-0 F8			0-0 FC2-4 1B		0-3 K		4 1 2 0 0 1 0	
Frank Howard, R (1, 7) OBP: 0.333, SLG: 0.445	0-0 FC4 2-3 3-H			0-0 F7		0-0 FC2-4 1-2f 2B		0-0 6-3		4 1 0 1 0 0 2	
Jim King, L (1, 9) OBP: 0.286, SLG: 0.429	0-0 SF8 3-H			0-0 HR		0-0 BB 1-H 2B		0-0 G3		3 2 2 3 0 0 0	
Willie Kirkland, L (1, 8) OBP: 0.231, SLG: 0.475	0-0 L9			0-3 K		4-0 BB 2B IBB		0-0 G5-4-3 1B		2 0 0 0 0 1 1 1 1 1 0 1 0 0	
Don Lock, R (6, PH) OBP: 0.339, SLG: 0.307											
Mike Brumley, L (1, 2) OBP: 0.170, SLG: 0.120		0-0 4-3		0-0 F6		0-3 K		0-0 G5-4-3 1-2f		2 0 0 0 0 0 0 2 0 0 0 0 1 3	
Doug Camilli, R (6, PH) OBP: 0.226, SLG: 0.339											
Ed Brinkman, R (1, 6) OBP: 0.219, SLG: 0.222		0-3 K		0-3 K		4-0 2B 1-2 2-3 BB		0-0 L7		3 0 0 0 1 2 0	
Phil Ortega, R (1, 1) OBP: 0.238, SLG: 0.300											
Ron Kline, R (9, 1)									0-3 K	4 0 1 2 0 3 0 0 0 0 0 0 0 0	
Inning Stats	R: 2 H: 2 E: 0 LOB: 1 K: 0 BB: 0 S: 6 P: 6	R: 0 H: 0 E: 0 LOB: 0 K: 2 BB: 0 S: 7 P: 7	R: 0 H: 0 E: 0 LOB: 0 K: 0 BB: 0 S: 3 P: 3	R: 1 H: 1 E: 0 LOB: 0 K: 1 BB: 0 S: 6 P: 6	R: 0 H: 0 E: 0 LOB: 0 K: 2 BB: 0 S: 7 P: 7	R: 4 H: 4 E: 0 LOB: 2 K: 2 BB: 2 S: 11 P: 19	R: 0 H: 0 E: 0 LOB: 0 K: 1 BB: 0 S: 5 P: 5	R: 0 H: 1 E: 0 LOB: 0 K: 0 BB: 0 S: 3 P: 3	R: 0 H: 0 E: 0 LOB: 0 K: 1 BB: 0 S: 5 P: 5	1B: 3 SF: 1 2B: 3 SAC: 0 3B: 0 DP: 1 HR: 2 HBP: 0	WP: 0 PA: 37 PB: 1 SB: 0 CS: 0
PITCHER	IP WLS BF H R ER SO BB IBB HBP BLK WP HR S P ERA WHIP										
Bill Stafford, R (1, 1) ERA: 3.58	5.1 L 22 5 5 5 5 0 0 0 0 0 0 2 32 32 8.44 0.938										
Steve Hamilton, L (6, 1) ERA: 3.75	0.2 6 2 2 2 2 1 1 0 0 0 0 0 8 16 27.00 4.500										
Gil Blanco, L (7, 1) ERA:	2.0 6 1 0 0 1 0 0 0 0 0 0 0 8 8 0.00 0.500										
Pete Mikkelsen, R (9, 1) ERA: 3.38	1.0 3 0 0 0 1 0 0 0 0 0 0 0 5 5 0.00 0.000										



Batter	1	2	3	4	5	6	7	8	9	AB	R	H	RBI	BB	SO	LOB
Tony Kubek, L (1, 6) OBP: 0.267, SLG: 0.287	0-0 1-3		0-0 G3			0-0 4-3		0-0 G4-3		4	0	0	0	0	0	1
Bobby Richardson, R (1, 4) OBP: 0.327, SLG: 0.352	0-0 4-3			0-0 HR		0-0 4-3			0-0 4-3	4	1	1	0	0	0	0
Tom Tresh, S (1, 8) OBP: 0.333, SLG: 0.493	0-3 K			0-3 K		0-0 HR			0-0 F4	4	1	1	1	0	2	1
Mickey Mantle, S (1, 7) OBP: 0.419, SLG: 0.515		0-3 K		0-0 F9		0-0 F8			0-0 F6	4	0	0	0	0	1	1
Joe Pepitone, L (1, 9) OBP: 0.300, SLG: 0.405		0-0 FC3-2		0-0 HR		4-0 G6-3				2	1	2	2	1	0	0
Ray Barker, L (1, 3) OBP: 0.306, SLG: 0.310		0-0 FC3-2		0-0 F8		0-0 F8				3	0	0	0	0	0	2
Clete Boyer, R (1, 5) OBP: 0.254, SLG: 0.298		0-3 K			0-0 F6		0-0 G6-3			3	0	0	0	0	1	2
Bob Schmidt, R (1, 2) OBP: 0.345, SLG: 0.407			0-0 F9		0-0 6-3			0-0 F7		2	0	0	0	0	0	0
Horace Clarke, S (8, PH) OBP: 0.267, SLG: 0.214										1	0	0	0	0	0	0
Pete Mikkelsen, R (9, 1)										0	0	0	0	0	0	0
Bill Stafford, R (1, 1)		0-3 K			0-0 F7			4-0 G4-3		2	0	0	0	0	1	0
Steve Hamilton, L (6, 1)										0	0	0	0	0	0	0
Gil Blanco, L (7, 1)										0	0	0	0	0	0	0
Art Lopez, L (8, PH) OBP: 0.161, SLG: 0.133										0	0	0	0	1	0	0
Doc Edwards, R (9, 2) OBP: 0.260, SLG: 0.194										0	0	0	0	0	0	0


Inning Stats	R: 0	H: 0	E: 0	K: 1	S: 5	R: 0	H: 1	E: 0	K: 2	S: 8	R: 0	H: 0	E: 0	K: 1	S: 5	R: 2	H: 2	E: 0	K: 1	S: 7	R: 0	H: 0	E: 0	K: 0	S: 3	R: 1	H: 1	E: 0	K: 0	S: 4	R: 0	H: 0	E: 0	K: 0	S: 2	R: 0	H: 0	E: 0	K: 0	S: 2	R: 0	H: 0	E: 0	K: 0	S: 3	R: 0	H: 0	E: 0	K: 0	S: 3
	LOB: 0	BB: 0	BB: 0	BB: 0	BB: 0	LOB: 1	BB: 0	LOB: 0	BB: 0	LOB: 0	LOB: 0	LOB: 0	LOB: 0	LOB: 0	LOB: 0	LOB: 0	LOB: 0	LOB: 0	LOB: 0	LOB: 0	LOB: 0	LOB: 0	LOB: 0	LOB: 0	LOB: 0	LOB: 0	LOB: 0	LOB: 0	LOB: 0	LOB: 0	LOB: 0	LOB: 0	LOB: 0	LOB: 0	LOB: 0	LOB: 0	LOB: 0	LOB: 0	LOB: 0	LOB: 0	LOB: 0	LOB: 0	LOB: 0	LOB: 0	LOB: 0	LOB: 0	LOB: 0	LOB: 0	LOB: 0	

PITCHER	IP	WLS	BF	H	R	ER	SO	BB	IBB	HBP	BLK	WP	HR	S	P	ERA	WHIP
Phil Ortega, R (1, 1) ERA: 5.22	8.0	W	28	4	3	3	5	2	0	0	0	1	2	36	44	3.38	0.750
Ron Kline, R (9, 1) ERA: 2.28	1.0	S	3	0	0	0	0	0	0	0	0	0	0	3	3	0.00	0.000

BOTTOM

Washington Senators @ New York Yankees
 Yankee Stadium, Bronx, NY
 Sun May 23 1965, 3:33 AM EDT
 Cloudy - 78 F

AB	29
R	3
H	4
RBI	3
BB	2
SO	5
LOB	7



WP	PA
1	31
0	0
0	0

Batter	1	2	3	4	5	6	7	8	9	AB R H RBI BB SO LOB	TOP		
Ken Hamlin, R (1, 4) OBP: 0.325, SLG: 0.361	0-3 K		0-0 F3		0-0 6-3			4-0 FC4-6 BB	0-0 SF7	3 0 0 1 1 1 0	Washington Senators @ New York Yankees Yankee Stadium, Bronx, NY Sun May 23 1965, 3:38 AM EDT Att. 20,840 - Unknown - 75 F		
Ken McMullen, R (1, 9) OBP: 0.324, SLG: 0.425 Jim King, L (9, PH) OBP: 0.281, SLG: 0.421	0-0 FC5-4 1B		4-0 BB		0-3 K			0-0 FC4-6 FC5-4 1-2f	0-0 4-3	3 0 1 0 1 1 1 1 0 0 0 0 0 2			
Bob Chance, L (1, 3) OBP: 0.292, SLG: 0.364	0-0 F9		0-0 1-3					0-0 FC5-4 3B		4 1 0 0 0 0 3			
Frank Howard, R (1, 7) OBP: 0.331, SLG: 0.454	0-0 FC5-4 1-2f				0-0 5-3			0-0 L8		4 0 1 1 0 0 1			
Don Zimmer, R (1, 5) OBP: 0.229, SLG: 0.333		4-0 BB 4-3 S BB		0-0 L9		0-3 K2-3		0-0 6-3		3 0 0 0 1 1 1			
Don Lock, R (1, 8) OBP: 0.352, SLG: 0.311		0-0 F4		4-0 BB 1B			4-0 BB		0-0 BB 1B SF7 1B	2 1 1 0 2 0 1			
Doug Camilli, R (1, 2) OBP: 0.242, SLG: 0.349		0-0 4-3		0-0 1-3 1B			0-0 F7		0-0 BB 1B	4 0 2 0 0 0 2			
Ed Brinkman, R (1, 6) OBP: 0.214, SLG: 0.216 Willie Kirkland, L (9, PH) OBP: 0.227, SLG: 0.468		0-0 L9		0-0 1-3			0-0 F5		0-3 K	3 0 0 0 0 0 4 1 0 0 0 0 1 2			
Buster Narum, R (1, 1) OBP: 0.100, SLG: 0.400 Woodie Held, R (7, PH) OBP: 0.450, SLG: 0.620 Marshall Bridges, S (7, 1) Don Blasingame, L (9, PH) OBP: 0.283, SLG: 0.351			0-0 6-3		0-3 K		0-0 F7		4-0 BB 1-2 2-3	2 0 0 0 0 1 0 1 0 0 0 0 0 1 0 0 0 0 0 0 0 0 0 0 0 1 0 0			
Inning Stats	R: 0 E: 0 K: 1 S: 6 H: 1 LOB: 1 BB: 0 P: 6	R: 0 E: 0 K: 0 S: 3 H: 0 LOB: 1 BB: 1 P: 7	R: 0 E: 0 K: 0 S: 3 H: 0 LOB: 1 BB: 1 P: 7	R: 0 E: 0 K: 0 S: 4 H: 1 LOB: 2 BB: 1 P: 8	R: 0 E: 0 K: 2 S: 7 H: 0 LOB: 0 BB: 0 P: 7	R: 0 E: 0 K: 1 S: 5 H: 0 LOB: 0 BB: 0 P: 5	R: 0 E: 0 K: 0 S: 3 H: 0 LOB: 1 BB: 1 P: 7	R: 1 E: 0 K: 0 S: 4 H: 1 LOB: 1 BB: 1 P: 8	R: 1 E: 0 K: 1 S: 7 H: 2 LOB: 2 BB: 1 P: 11	1B: 4 2B: 0 3B: 1 HR: 0 SF: 1 SAC: 0 DP: 0 HBP: 0		WP: 0 PB: 0 SB: 1 CS: 0 PA: 38	
PITCHER	IP WLS BF H R ER SO BB IBB HBP BLK WP HR S P ERA WHIP											PITCHER	IP WLS BF H R ER SO BB IBB HBP BLK WP HR S P ERA WHIP
Al Downing, L (1, 1) ERA: 3.38 Pedro Ramos, R (9, 1) ERA: 4.29	8.2 W 37 5 2 2 5 6 0 0 0 0 0 0 41 65 2.08 1.269												

livebaseballscores.com

AB	31
R	2
H	5
RBI	2
BB	6
SO	5
LOB	18




Batter	1	2	3	4	5	6	7	8	9	AB	R	H	RBI	BB	SO	LOB	BOTTOM	
Horace Clarke, S (1, 5) <small>OBP: 0.222, SLG: 0.176</small> Clete Boyer, R (7, PH) <small>OBP: 0.252, SLG: 0.295</small> (8, 5)	0-0 1-3		0-0 F9		0-0 G3		0-0 1-3			3	0	0	0	0	0	1		
Bobby Richardson, R (1, 4) <small>OBP: 0.325, SLG: 0.356</small>	0-0 FC4-6 2B		0-0 L8		0-0 F8		0-0 F7			4	0	1	0	0	0	1		
Tom Tresh, S (1, 8) <small>OBP: 0.349, SLG: 0.513</small> (7, 7)	4-0 FC4-6 BB			0-0 1B 1B		4-0 BB HR BB	0-0 3B			2	1	2	0	2	0	0		
Mickey Mantle, S (1, 7) <small>OBP: 0.417, SLG: 0.505</small> Ray Barker, L (7, 3) <small>OBP: 0.320, SLG: 0.310</small>	0-0 FC4-6 1-2 2-3		0-0 F7		4-0 1-2 HR BB	4-0 BB				2	1	0	0	1	0	3		
Joe Pepitone, L (1, 3) <small>OBP: 0.306, SLG: 0.432</small> (7, 9)	0-0 4-3		0-0 1-2 1B		0-0 1-2 HR	0-0 4-3				4	1	2	3	0	0	4		
Hector Lopez, R (1, 9) <small>OBP: 0.227, SLG: 0.317</small> Ross Moschitto, R (7, 8)		0-0 F9		0-3 K		0-0 6-3		0-3 K		3	0	0	0	0	1	2		
Tony Kubek, L (1, 6) <small>OBP: 0.267, SLG: 0.279</small>		0-0 B1-3		0-0 4-3		4-0 6-3 BB		0-3 K		3	0	0	0	1	1	2		
Doc Edwards, R (1, 2) <small>OBP: 0.272, SLG: 0.188</small>		0-0 6-3			1-0 G3 SH1-4 HBP	0-0 6-3		4-0 FC6-4 BB		2	0	0	0	1	0	1		
Al Downing, R (1, 1) <small>OBP: 0.133, SLG: 0.133</small> Pedro Ramos, S (9, 1)			0-0 5-3		0-0 SH1-4	0-0 F6		0-0 FC6-4		3	0	0	0	0	0	2		
Inning Stats	R: 0 E: 0 K: 0 S: 4	H: 1 LOB: 2 BB: 1 P: 8	R: 0 E: 0 K: 0 S: 3	H: 0 LOB: 0 BB: 0 P: 3	R: 0 E: 0 K: 1 S: 3	H: 2 LOB: 2 BB: 0 P: 7	R: 0 E: 0 K: 0 S: 3	H: 0 LOB: 1 BB: 0 P: 4	R: 3 E: 0 K: 0 S: 4	H: 1 LOB: 1 BB: 3 P: 16	R: 0 E: 0 K: 0 S: 4	H: 1 LOB: 2 BB: 1 P: 8	R: 0 E: 0 K: 2 S: 7	H: 0 LOB: 1 BB: 1 P: 11	1B: 2 2B: 1 3B: 1 HR: 1	SF: 0 SAC: 1 DP: 0 HBP: 1	WP: 0 PB: 0 SB: 0 CS: 0	PA: 36
PITCHER	IP WLS BF H R ER SO BB IBB HBP BLK WP HR S P ERA WHIP							PITCHER	IP WLS BF H R ER SO BB IBB HBP BLK WP HR S P ERA WHIP									
Buster Narum, R (1, 1) <small>ERA: 5.13</small> Marshall Bridges, L (7, 1) <small>ERA: 2.84</small>	6.0 L 27 4 3 3 1 4 0 1 0 0 41 4.50 1.333							2.0 9 1 0 0 2 2 0 0 0 0 11 19 0.00 1.500										

Washington Senators @ New York Yankees
 Yankee Stadium, Bronx, NY
 Sun May 23 1965, 3:38 AM EDT
 Att: 20,840 - Unknown - 75 F

livebaseballscores.com

AB	28
R	3
H	5
RBI	3
BB	6
SO	3
LOB	16



Batter	1	2	3	4	5	6	7	8	9	AB R H RBI BB SO LOB	TOP														
Russ Snyder, L OBP: 0.426, SLG: 0.375 (1, 8) (4, 7) (9, 9)	0-0 4-3	0-0 FC5-4 CS 1-2f			4-0 BB		4-0 2B BB		4-0 SH3-4 BB	2 1 0 0 3 0 1	<p>Baltimore Orioles @ Washington Senators</p> <p>D.C. Stadium, Washington, DC</p> <p>Mon May 24 1965, 7:05 PM EDT Att. 6,361 - Unknown</p> <p>livebaseballscorecards.com</p> <table> <tr><td>AB</td><td>28</td></tr> <tr><td>R</td><td>2</td></tr> <tr><td>H</td><td>5</td></tr> <tr><td>RBI</td><td>2</td></tr> <tr><td>BB</td><td>9</td></tr> <tr><td>SO</td><td>6</td></tr> <tr><td>LOB</td><td>18</td></tr> </table> 	AB	28	R	2	H	5	RBI	2	BB	9	SO	6	LOB	18
AB	28																								
R	2																								
H	5																								
RBI	2																								
BB	9																								
SO	6																								
LOB	18																								
Luis Aparicio, R OBP: 0.329, SLG: 0.465 (1, 6)	0-0 2B BB 1B	0-0 CS 1-2	0-0 F8		0-0 4-3		0-0 2B S 1-H	0-0 SH3-4 1-2	4 1 2 1 0 0 1																
Norm Siebern, L OBP: 0.358, SLG: 0.446 (1, 3)	0-0 BB 1-3 2B		0-3 K			4-0 F9 SH3-4 BB	4-0 BB	0-0 F8	3 0 1 0 2 1 1																
Boog Powell, L OBP: 0.287, SLG: 0.379 Jackie Brandt, R OBP: 0.372, SLG: 0.592 (1, 7) (4, 8) (9, 7)	4-0 BB IBB		0-0 4-3			0-0 SH3-4 1-2	0-0 F6	0-0 6-3	1 0 0 0 1 0 0 2 0 0 0 0 0 3																
Curt Blefary, L OBP: 0.364, SLG: 0.583 Paul Blair, R OBP: 0.291, SLG: 0.333 (1, 9) (9, 8)	4-0 1-2 2-3 3-H BB			0-0 F9		0-0 F9 2-3		0-0 SH3-4 1B	3 0 1 1 1 0 1 0 0 0 0 0 0 0																
John Orsino, R OBP: 0.344, SLG: 0.468 (1, 2)	0-3 K		0-3 K			4-0 BB		0-0 SH3-4 1-2	2 0 0 0 1 2 3																
Bob Johnson, R OBP: 0.250, SLG: 0.318 (1, 5)	0-3 K		0-0 6-3			0-0 3-1		0-0 F9	4 0 0 0 0 1 6																
Jerry Adair, R OBP: 0.322, SLG: 0.294 (1, 4)		0-0 F7			0-0 1-3		0-0 F3	4-0 IBB	3 0 0 0 1 0 0																
Jim Palmer, R OBP: 0.556, SLG: 0.875 Charlie Lau, L OBP: 0.351, SLG: 0.543 Wally Bunker, R OBP: 0.429, SLG: 0.200 (1, 1) (7, PH) (7, 1)		0-0 FC5-4 1B			0-3 K		0-0 4-3	0-3 K	2 0 1 0 0 1 0 1 0 0 0 0 0 0 1 0 0 0 0 1 2																
Inning Stats	R: 1 H: 2 E: 0 LOB: 3 K: 2 BB: 2 S: 9 P: 17	R: 0 H: 1 E: 0 LOB: 0 K: 0 BB: 0 S: 3 P: 3	R: 0 H: 0 E: 0 LOB: 0 K: 1 BB: 0 S: 5 P: 5	R: 0 H: 0 E: 0 LOB: 0 K: 1 BB: 0 S: 5 P: 5	R: 0 H: 0 E: 0 LOB: 1 K: 1 BB: 1 S: 5 P: 9	R: 0 H: 0 E: 0 LOB: 2 K: 0 BB: 2 S: 3 P: 11	R: 1 H: 1 E: 0 LOB: 2 K: 0 BB: 2 S: 4 P: 12	R: 0 H: 1 E: 0 LOB: 2 K: 1 BB: 1 S: 6 P: 10	R: 0 H: 0 E: 0 LOB: 1 K: 0 BB: 1 S: 3 P: 7	1B: 3 SF: 0 2B: 2 SAC: 3 3B: 0 DP: 0 HR: 0 HBP: 0	WP: 0 PA: 41 PB: 0 SB: 1 CS: 1														
PITCHER Bennie Daniels, R ERA: 2.98 Ron Kline, R ERA: 2.1	(1, 1) 7.0 L	(8, 1) 2.0								WLS: 1 BF: 31 H: 4 R: 2 ER: 2 SO: 5 BB: 6 IBB: 1 HBP: 0 BLK: 0 WP: 0 HR: 0 S: 34 P: 62 ERA: 2.57 WHIP: 1.429															
PITCHER										IP: 9 WLS: 9 BF: 9 H: 1 R: 0 ER: 0 SO: 1 BB: 1 IBB: 1 HBP: 0 BLK: 0 WP: 0 HR: 0 S: 9 P: 17 ERA: 0.00 WHIP: 1.000															

Batter	1	2	3	4	5	6	7	8	9	AB	R	H	RBI	BB	SO	LOB
Don Blasingame, L (1, 4) OBP: 0.282, SLG: 0.348	0-0 G1-6-3 1B		0-0 5-3		0-0 F6		0-0 F9			4	0	1	0	0	0	2
Ken McMullen, R (1, 5) OBP: 0.315, SLG: 0.412	0-0 G1-6-3 1-2f		0-0 4-3		0-0 F8			0-0 4-3		4	0	0	0	0	0	2
Bob Chance, L (1, 3) OBP: 0.298, SLG: 0.363	0-0 FC4-6 1B		0-0 5-3			4-0 1B SF8 BB		0-0 L5		3	1	1	0	1	0	0
Frank Howard, R (1, 7) OBP: 0.323, SLG: 0.441	0-0 FC4-6 1-2f			0-0 6-3		0-0 L7		0-0 4-3		4	0	0	0	0	0	2
Jim King, L (1, 9) OBP: 0.294, SLG: 0.417		4-0 FC4-6 1B BB		0-0 4-3		0-0 1-3 1B			0-3 K	3	0	1	0	1	1	0
Willie Kirkland, L (1, 8) OBP: 0.229, SLG: 0.453		0-0 F7		4-0 FC4-6 BB		0-0 SF8			0-0 F8	2	0	0	1	1	0	1
Mike Brumley, L (1, 2) OBP: 0.175, SLG: 0.130		0-0 FC4-6 1-2 1B		0-0 FC4-6 1-2f		0-0 L7			0-0 F7	4	0	1	0	0	0	2
Ken Hamlin, R (1, 6) OBP: 0.326, SLG: 0.342		0-0 FC4-6 1-2f 2-3			4-0 FC1-6 BB		0-0 4-3			2	0	0	0	1	0	2
Bennie Daniels, L (1, 1) OBP: 0.308, SLG: 0.100		0-3 K			0-0 FC1-6 1-2f			4-0 CS BB		2	0	0	0	0	1	3
Woodie Held, R (7, PH) OBP: 0.455, SLG: 0.620										0	0	0	0	1	0	0
Ed Brinkman, R (7, PR) OBP: 0.214, SLG: 0.216										0	0	0	0	0	0	0
Ron Kline, R (8, 1)										0	0	0	0	0	0	0

Inning Stats	R: 0	H: 2	E: 0	K: 0	S: 4	H: 1	LOB: 1	BB: 0	P: 4	R: 0	H: 1	E: 0	K: 1	S: 6	H: 0	LOB: 2	BB: 1	P: 10	R: 0	H: 0	E: 0	K: 0	S: 3	H: 0	LOB: 0	BB: 0	P: 3	R: 0	H: 0	E: 0	K: 0	S: 3	H: 0	LOB: 1	BB: 1	P: 7	R: 1	H: 1	E: 0	K: 0	S: 4	H: 1	LOB: 1	BB: 1	P: 8	R: 0	H: 0	E: 0	K: 0	S: 2	H: 0	LOB: 1	BB: 1	P: 6	R: 0	H: 0	E: 0	K: 1	S: 5	H: 0	LOB: 0	BB: 0	P: 5	1B: 4	2B: 0	3B: 0	HR: 0	SF: 1	SAC: 0	DP: 1	HBP: 0	WP: 0	PB: 0	SB: 0	CS: 1	PA: 34
--------------	------	------	------	------	------	------	--------	-------	------	------	------	------	------	------	------	--------	-------	-------	------	------	------	------	------	------	--------	-------	------	------	------	------	------	------	------	--------	-------	------	------	------	------	------	------	------	--------	-------	------	------	------	------	------	------	------	--------	-------	------	------	------	------	------	------	------	--------	-------	------	-------	-------	-------	-------	-------	--------	-------	--------	-------	-------	-------	-------	--------

PITCHER	IP	WLS	BF	H	R	ER	SO	BB	IBB	HBP	BLK	WP	HR	S	P	ERA	WHIP
Jim Palmer, R (1, 1) ERA: 2.51	6.0	W	25	4	1	1	1	4	0	0	0	0	0	23	39	1.50	1.333
Wally Bunker, R (7, 1) ERA: 6.85	3.0	S	9	0	0	0	1	1	0	0	0	0	0	10	14	0.00	0.333


BOTTOM

Baltimore Orioles @ Washington Senators
D.C. Stadium, Washington, DC

Mon May 24 1965, 7:05 PM EDT
Att. 6,361 - Unknown

livebaseballscorecards.com

AB	28
R	1
H	4
RBI	1
BB	5
SO	2
LOB	14



Batter	1	2	3	4	5	6	7	8	9	AB R H RBI BB SO LOB	TOP	
Jose Cardenal, R (1, 8) <small>OBP: 0.313, SLG: 0.413</small>	0-3 K		0-0 F1		0-0 1B		0-0 F7		0-0 5-3	5 0 1 0 0 1 2	Los Angeles Angels @ Washington Senators D.C. Stadium, Washington, DC Tue May 25 1965, 7:05 PM EDT Unknown	
Bobby Gene Smith, R (1, 7) <small>OBP: 0.600, SLG: 0.800</small>	0-0 2B		0-0 F7		0-0 1B		0-0 5-3 1B		0-0 F7	5 0 3 1 0 0 2		
Jim Fregosi, R (1, 6) <small>OBP: 0.258, SLG: 0.333</small>	0-3 K			0-0 F3		0-0 F8		0-0 5-3 1B	0-0 F8	5 0 0 0 0 1 5		
Joe Adcock, R (1, 3) <small>OBP: 0.307, SLG: 0.472</small> Bob Lee, R (7, 1) <small>OBP: 0.222, SLG: 0.500</small> Aubrey Gatewood, R (8, 1) <small>OBP: 1.000, SLG: 2.000</small>	0-3 K			0-0 HR		0-0 F7	0-3 K			4 1 1 1 0 2 2 0 0 0 0 0 0 0 0 0 0 0 0 0 0		
Lou Clinton, R (1, 9) <small>OBP: 0.289, SLG: 0.257</small>		0-0 F4		0-0 F2		0-0 6-3		4-0 BB		3 0 0 0 1 0 0		
Paul Schaal, R (1, 5) <small>OBP: 0.296, SLG: 0.434</small>		0-0 F8		0-0 5-3		0-0 1B 1B		0-3 K		4 0 1 0 0 1 1		
Buck Rodgers, S (1, 2) <small>OBP: 0.279, SLG: 0.273</small>		0-0 F9			0-0 6-3	0-0 FC6-4 1B		0-0 F7		4 0 1 0 0 0 1		
Bobby Knoop, R (1, 4) <small>OBP: 0.331, SLG: 0.418</small>			4-0 BB		0-0 1B 1B	0-0 FC6-4		0-0 F9		3 1 1 0 1 0 3		
Fred Newman, R (1, 1) <small>OBP: 0.167, SLG: 0.048</small> Barry Latman, R (5, 1) Julio Gotay, R (7, PH) <small>OBP: 0.292, SLG: 0.458</small> Vic Power, R (7, 3) <small>OBP: 0.357, SLG: 0.500</small>	0-3 K		0-3 K				0-0 HR		0-0 5-3 1B	2 0 0 0 0 2 2 0 0 0 0 0 0 0 1 1 1 1 0 0 0 1 0 1 0 0 0 0		
Inning Stats	R: 0 H: 1 E: 0 LOB: 1 K: 3 BB: 0 S: 10 P: 10	R: 0 H: 0 E: 0 LOB: 0 K: 0 BB: 0 S: 3 P: 3	R: 0 H: 0 E: 0 LOB: 1 K: 1 BB: 1 S: 5 P: 9	R: 1 H: 1 E: 0 LOB: 0 K: 0 BB: 0 S: 4 P: 4	R: 1 H: 3 E: 0 LOB: 2 K: 1 BB: 0 S: 8 P: 8	R: 0 H: 2 E: 0 LOB: 2 K: 0 BB: 0 S: 5 P: 5	R: 1 H: 2 E: 0 LOB: 1 K: 1 BB: 0 S: 7 P: 7	R: 0 H: 0 E: 0 LOB: 1 K: 1 BB: 1 S: 5 P: 9	R: 0 H: 1 E: 0 LOB: 1 K: 0 BB: 0 S: 4 P: 4	1B: 7 SF: 0 2B: 1 SAC: 0 3B: 0 DP: 0 HR: 2 HBP: 0		WP: 0 PA: 39 PB: 0 SB: 0 CS: 0
PITCHER Mike McCormick, L (1, 1) <small>ERA: 2.93</small> Steve Ridzik, R (7, 1) <small>ERA: 3.47</small>	IP WLS BF H R ER SO BB IBB HBP BLK WP HR S P ERA WHIP 6.1 W 29 9 3 3 5 1 0 0 0 0 2 38 42 4.26 1.579											PITCHER IP WLS BF H R ER SO BB IBB HBP BLK WP HR S P ERA WHIP 2.2 S 10 1 0 0 2 1 0 0 0 0 0 0 13 17 0.00 0.750

livebaseballscorecards.com



Batter	1	2	3	4	5	6	7	8	9
Don Blasingame, L (1, 4) OBP: 0.288, SLG: 0.348	0-0 4-3		0-0 4-3		0-0 SH1-3	0-0 1B		4-0 1B BB	
Ken McMullen, R (1, 5) OBP: 0.318, SLG: 0.434	0-0 F9		0-0 1-3		0-0 HR		0-0 5-3	0-0 1B	
Bob Chance, L (1, 3) Joe Cunningham, L (8, 3) OBP: 0.297, SLG: 0.359 OBP: 0.436, SLG: 0.310	0-0 6-3			0-0 1B 1B	0-0 1-3		0-3 K	0-0 F8	
Frank Howard, R (1, 7) OBP: 0.333, SLG: 0.450		0-0 6-3		0-0 1B 1B	0-0 BB 1B		0-0 HR 1B		
Jim King, L (1, 9) OBP: 0.319, SLG: 0.468		4-0 BB		0-0 F9	4-0 BB		0-0 HR		
Don Lock, R (1, 8) OBP: 0.349, SLG: 0.308		0-3 K		0-0 FC6-4 1B	0-0 F8		0-0 6-3		
Mike Brumley, L (1, 2) OBP: 0.180, SLG: 0.123		0-0 F8		0-0 F7		0-3 K		4-0 SH3 BB	
Ken Hamlin, R (1, 6) Ed Brinkman, R (9, 6) OBP: 0.340, SLG: 0.415 OBP: 0.214, SLG: 0.216			4-0 4-3 SH1-3 BB	0-0 FC6-4		0-0 HR		0-0 F3	
Mike McCormick, L (1, 1) Steve Ridzik, R (7, 1) OBP: 0.200, SLG: 0.077 OBP: 0.167, SLG: 0.167			0-0 SH1-3		4-0 SH1-3 BB	0-0 4-3		0-0 SH3	

AB	R	H	RBI	BB	SO	LOB
3	0	1	0	1	0	1
5	1	2	3	0	0	1
4	1	1	0	0	1	0
1	0	0	0	0	0	2
4	1	3	0	0	0	0
2	1	1	2	2	0	2
4	0	1	1	0	1	3
3	1	0	0	1	1	3
3	1	1	1	1	0	3
0	0	0	0	0	0	0
1	1	0	0	1	0	0
0	0	0	0	0	0	0

BOTTOM

Los Angeles Angels @ Washington Senators
D.C. Stadium, Washington, DC
Tue May 25 1965, 7:05 PM EDT
Unknown

AB	30
R	7
H	10
RBI	7
BB	6
SO	3
LOB	15




1B: 7	SF: 0
2B: 0	SAC: 3
3B: 0	DP: 0
HR: 3	HBP: 0

WP: 0	PA: 39
PB: 0	
SB: 0	
CS: 0	

Inning Stats	R	H	E	K	S	H	LOB	BB	P	R	H	E	K	S	H	LOB	BB	P	ERA	WHIP		
PITCHER	IP	WLS	BF	H	R	ER	SO	BB	IBB	HBP	BLK	WP	HR	S	P	ERA	WHIP					
Fred Newman, R (1, 1) ERA: 3.25	4.2	L	23	5	3	3	1	4	0	0	0	0	0	1	21	37	5.79	1.929				
Barry Latman, R (5, 1) ERA: 1.42	1.1		5	2	1	1	1	0	0	0	0	0	0	1	7	7	6.75	1.500				
Bob Lee, R (7, 1) ERA: 1.91	1.0		5	2	2	2	1	0	0	0	0	0	0	1	7	7	18.00	2.000				
Aubrey Gatewood, R (8, 1) ERA: 3.78	1.0		6	1	1	1	0	2	0	0	0	0	0	4	12	9.00	3.000					

WP	HR	S	P	ERA	WHIP
0	0	0	0	0	0

Batter	1	2	3	4	5	6	7	8	9	AB R H RBI BB SO LOB	TOP		
Jose Cardenal, R (1, 8) OBP: 0.321, SLG: 0.440	4-0 S BB 1B BB		x 0-0 1B 2B		x 0-0 F4		x 0-0 1-H HR		x 0-0 F8	4 2 2 2 1 0 0	Los Angeles Angels @ Washington Senators D.C. Stadium, Washington, DC Tue May 25 1965, 7:05 PM EDT Att. 4,051 - Unknown livebaseballscorecards.com		
Albie Pearson, L (1, 9) OBP: 0.360, SLG: 0.403	4-0 1B BB		x 0-0 1B 1B		x 0-0 G3		x 0-0 F8			3 0 1 0 1 0 0			
Jim Fregosi, R (1, 6) OBP: 0.270, SLG: 0.364	0-3 SS 2-3 K		x 0-0 1-3 1B		x 0-0 FC1-6 1B		x 0-0 HR			4 1 3 1 0 1 2			
Willie Smith, L (1, 7) OBP: 0.257, SLG: 0.394	0-0 F2		x 0-0 F3		x 0-0 FC1-6 FC6		x 0-0 F2			4 0 0 0 0 0 4			
Costen Shockley, L (1, 3) OBP: 0.231, SLG: 0.265	0-0 1-2 1B			x 0-0 F7		SS 0-3 K		x 0-0 G3		4 0 1 1 0 1 1			
Julio Gotay, R (1, 4) OBP: 0.286, SLG: 0.429	0-0 3-H G3			x 0-0 1B		x 0-0 FC6		x 0-0 5-3		4 0 1 0 0 0 3			
Bobby Knoop, R (8, 4) OBP: 0.331, SLG: 0.418						1-2f				0 0 0 0 0 0 0			
Paul Schaal, R (1, 5) OBP: 0.295, SLG: 0.452		x 0-0 4-3		x 0-0 F9		x 0-0 F3		x 0-0 HR		4 1 1 1 0 0 1			
Phil Roof, R (1, 2) OBP: 0.125, SLG: 0.125		x 0-0 1-3		x 0-0 1-3		BB 4-0 HR BB		x 0-0 F8		2 0 0 0 0 0 1			
Buck Rodgers, S (7, PH) OBP: 0.283, SLG: 0.270										1 1 0 0 1 0 0			
Rudy May, L (1, 1) OBP: 0.167, SLG: 0.091		0-3 K			x 0-0 F9		0-3 K		0-3 K	1 0 0 0 0 0 1 0			
Lou Clinton, R (5, PH) OBP: 0.286, SLG: 0.253										1 0 0 0 0 0 0 0			
Don Lee, R (5, 1) OBP: 0.260, SLG: 1.000										0 0 0 0 0 0 0 0			
Bobby Gene Smith, R (7, PH) OBP: 0.545, SLG: 0.727										1 0 0 0 0 0 1 1			
George Brunet, R (7, 1) OBP: 0.250, SLG: 0.250										0 0 0 0 0 0 0 0			
Ron Fliche, R (8, 1) OBP: 0.250, SLG: 0.250										0 0 0 0 0 0 0 0			
Joe Adcock, R (9, PH) OBP: 0.303, SLG: 0.466										1 0 0 0 0 0 1 0			
Inning Stats	R: 1 H: 1 E: 0 LOB: 2 K: 1 BB: 2 S: 6 P: 14	R: 0 H: 0 E: 0 LOB: 0 K: 1 BB: 0 S: 5 P: 5	R: 0 H: 3 E: 0 LOB: 1 K: 0 BB: 0 S: 4 P: 4	R: 0 H: 1 E: 0 LOB: 1 K: 0 BB: 0 S: 4 P: 4	R: 0 H: 0 E: 0 LOB: 0 K: 0 BB: 0 S: 3 P: 3	R: 0 H: 1 E: 0 LOB: 1 K: 1 BB: 0 S: 6 P: 6	R: 2 H: 1 E: 0 LOB: 0 K: 1 BB: 1 S: 6 P: 10	R: 1 H: 1 E: 0 LOB: 0 K: 0 BB: 0 S: 4 P: 4	R: 1 H: 1 E: 0 LOB: 0 K: 1 BB: 0 S: 6 P: 6	1B: 5 SF: 0 2B: 1 SAC: 0 3B: 0 DP: 0 HR: 3 HBP: 0	WP: 0 PA: 37 PB: 0 SB: 1 CS: 0		
PITCHER	IP WLS BF H R ER SO BB IBB HBP BLK WP HR S P ERA WHIP											PITCHER	IP WLS BF H R ER SO BB IBB HBP BLK WP HR S P ERA WHIP
Howie Koplitz, R (1, 1) ERA: 3.86	7.0 W 29 7 3 3 4 3 0 0 0 0 0 1 34 46 3.86 1.429												
Ron Kline, R (8, 1) ERA: 2.6	2.0 S 8 2 2 2 1 0 0 0 0 0 0 2 10 10 9.00 1.000												

Batter	1	2	3	4	5	6	7	8	9	AB	R	H	RBI	BB	SO	LOB	BOTTOM
Joe Cunningham, L (1, 3) OBP: 0.477, SLG: 0.323	0-0 HBP 1B	4-0 1-2 BB		4-0 E BB		0-0 E1 WP		4-0 4-3 1B BB		2	0	1	0	3	0	0	
Ken Hamlin, R (1, 4) OBP: 0.320, SLG: 0.386 Don Blasingame, L (6, PH) OBP: 0.290, SLG: 0.350 (7, 4)	0-0 F8	0-3 K		0-0 F8		0-0 F8		0-0 4-3 1B		3	0	0	0	0	1	4	
Ken McMullen, R (1, 9) OBP: 0.321, SLG: 0.424 (6, 5)	1-0 HBP 1-2		4-0 HR BB	0-0 1-2		0-0 E6		0-0 4-3 1-2 2-3		3	1	0	0	1	1	4	
Frank Howard, R (1, 7) OBP: 0.335, SLG: 0.464	0-3 K		0-0 1-H HR	0-0 F2				0-0 1-3		4	1	1	2	1	1	4	
Don Lock, R (1, 8) OBP: 0.351, SLG: 0.315	0-0 F8		0-3 K			0-0 1B 2B		4-0 BB 2B BB		4	2	1	0	1	1	5	
Don Zimmer, R (1, 5) OBP: 0.263, SLG: 0.394 Jim King, L (6, 9) OBP: 0.324, SLG: 0.460		0-0 4-3 1B 2B	0-0 WP 1B			0-3 K		4-0 1-2 2B BB		3	1	2	0	0	1	1	
Doug Camilli, R (1, 2) OBP: 0.243, SLG: 0.343		0-0 4-3 2-3	0-3 K 1-2			0-0 2-H 1B		0-3 K		4	0	1	1	0	2	4	
Ed Brinkman, R (1, 6) OBP: 0.223, SLG: 0.235		0-0 FC2-6 1B 3-H	0-0 4-3			0-0 3-1		0-0 1-H 2-H 2B		4	0	2	3	0	0	1	
Howie Koplitz, R (1, 1) Ron Kline, R (8, 1)		0-0 FC2-6 BB 1-2f		0-0 5-3		0-3 K		0-3 K		4	0	0	0	0	2	2	

Inning Stats	R: 0 E: 0 K: 1 S: 6	H: 1 LOB: 2 BB: 0 P: 7	R: 1 E: 0 K: 1 S: 7	H: 2 LOB: 2 BB: 1 P: 11	R: 2 E: 0 K: 2 S: 9	H: 2 LOB: 1 BB: 1 P: 13	R: 0 E: 1 K: 0 S: 4	H: 0 LOB: 2 BB: 1 P: 8	R: 1 E: 0 K: 1 S: 6	H: 2 LOB: 0 BB: 0 P: 6	R: 0 E: 1 K: 2 S: 8	H: 0 LOB: 1 BB: 0 P: 8	R: 2 E: 0 K: 2 S: 8	H: 1 LOB: 1 BB: 2 P: 16	R: 0 E: 0 K: 0 S: 4	H: 1 LOB: 3 BB: 2 P: 12	1B: 5 2B: 3 3B: 0 HR: 1	SF: 0 SAC: 0 DP: 0 HBP: 1	WP: 2 PB: 0 SB: 0 CS: 0	PA: 42 ERA WHIP
PITCHER	IP WLS BF H R ER SO BB IBB HBP BLK WP HR S P ERA WHIP	IP WLS BF H R ER SO BB IBB HBP BLK WP HR S P ERA WHIP	IP WLS BF H R ER SO BB IBB HBP BLK WP HR S P ERA WHIP	IP WLS BF H R ER SO BB IBB HBP BLK WP HR S P ERA WHIP	IP WLS BF H R ER SO BB IBB HBP BLK WP HR S P ERA WHIP	IP WLS BF H R ER SO BB IBB HBP BLK WP HR S P ERA WHIP	IP WLS BF H R ER SO BB IBB HBP BLK WP HR S P ERA WHIP	IP WLS BF H R ER SO BB IBB HBP BLK WP HR S P ERA WHIP	IP WLS BF H R ER SO BB IBB HBP BLK WP HR S P ERA WHIP	IP WLS BF H R ER SO BB IBB HBP BLK WP HR S P ERA WHIP	IP WLS BF H R ER SO BB IBB HBP BLK WP HR S P ERA WHIP	IP WLS BF H R ER SO BB IBB HBP BLK WP HR S P ERA WHIP	IP WLS BF H R ER SO BB IBB HBP BLK WP HR S P ERA WHIP	IP WLS BF H R ER SO BB IBB HBP BLK WP HR S P ERA WHIP	IP WLS BF H R ER SO BB IBB HBP BLK WP HR S P ERA WHIP	IP WLS BF H R ER SO BB IBB HBP BLK WP HR S P ERA WHIP	IP WLS BF H R ER SO BB IBB HBP BLK WP HR S P ERA WHIP	IP WLS BF H R ER SO BB IBB HBP BLK WP HR S P ERA WHIP	IP WLS BF H R ER SO BB IBB HBP BLK WP HR S P ERA WHIP	
Rudy May, L (1, 1) ERA: 3.71	4.0	22	5	3	3	4	3	0	0	1	0	14	14	4.50	1.000					
Don Lee, R (5, 1) ERA: 5.68	2.0	8	2	1	1	3	0	0	0	0	0	10	26	13.50	3.750					
George Brunet, L (7, 1) ERA: 2.89	1.1	10	2	2	2	2	3	1	0	0	0	0	0	0.00	0.000					
Ron Piche, R (8, 1) ERA: 5.4	0.2	2	0	0	0	0	0	0	0	0	0	2	2	0.00	0.000					

Los Angeles Angels @ Washington Senators
 D.C. Stadium, Washington, DC
 Tue May 25 1965, 7:05 PM EDT
 Att. 4,051 - Unknown

AB	34
R	6
H	9
RBI	6
BB	7
SO	9
LOB	29



WP: 2
 PB: 0
 SB: 0
 CS: 0

WP	2	PA	42
ERA		WHIP	

Batter	1	2	3	4	5	6	7	8	9	AB R H RBI BB SO LOB	TOP						
Jose Cardenal, R (1, 8) OBP: 0.320, SLG: 0.436	0-3 K		0-0 F2			0-3 K			0-0 S 1B	4 1 1 0 0 2 1	Los Angeles Angels @ Washington Senators D.C. Stadium, Washington, DC Wed May 26 1965, 7:05 PM EDT Att. 4,355 - Unknown livebaseballscorecards.com						
Bobby Gene Smith, R (1, 7) OBP: 0.429, SLG: 0.571 Willie Smith, L (9, PH) OBP: 0.255, SLG: 0.391	0-0 F9			0-3 K		0-0 L1		0-0 F5	3 0 0 0 0 1 0 1 0 0 0 0 0 1								
Jim Fregosi, R (1, 6) OBP: 0.269, SLG: 0.361	0-0 F9			0-0 F9		0-3 K		0-0 2-4 1B	4 0 1 1 0 1 0								
Joe Adcock, R (1, 3) OBP: 0.304, SLG: 0.500 Vic Power, R (7, 3) OBP: 0.357, SLG: 0.500		0-3 K		0-0 HR		0-0 L7		0-0 2-4	3 1 1 1 0 1 0 0 0 0 0 0 0 0								
Lou Clinton, R (1, 9) OBP: 0.276, SLG: 0.244		0-3 K		0-0 6-3		0-3 K			3 0 0 0 0 2 0								
Paul Schaal, R (1, 5) OBP: 0.269, SLG: 0.442		0-3 K		0-0 F3			0-0 F7		3 0 0 0 0 1 0								
Buck Rodgers, S (1, 2) OBP: 0.277, SLG: 0.264			0-3 K		0-3 K		0-0 F3		3 0 0 0 0 2 0								
Julio Gotay, R (1, 4) OBP: 0.258, SLG: 0.387 Bob Lee, R (8, 1) OBP: 0.222, SLG: 0.500			0-0 E5 SH2-4		0-0 1-3		0-0 L8		3 0 0 0 0 0 0 0 0 0 0 0 0 0								
Marcelino Lopez, R (1, 1) OBP: 0.125, SLG: 0.130 Bobby Knoop, R (8, 4) OBP: 0.328, SLG: 0.415			0-0 SH2-4		0-0 6-3			0-0 6-3	1 0 0 0 0 0 0 1 0 0 0 0 0 0								
Inning Stats	R: 0 H: 0 E: 0 LOB: 0 K: 1 BB: 0 S: 5 P: 5	R: 0 H: 0 E: 0 LOB: 0 K: 3 BB: 0 S: 9 P: 9	R: 0 H: 0 E: 1 LOB: 1 K: 1 BB: 0 S: 6 P: 6	R: 1 H: 1 E: 0 LOB: 0 K: 1 BB: 0 S: 6 P: 6	R: 0 H: 0 E: 0 LOB: 0 K: 1 BB: 0 S: 5 P: 5	R: 0 H: 0 E: 0 LOB: 0 K: 1 BB: 0 S: 5 P: 5	R: 0 H: 0 E: 0 LOB: 0 K: 2 BB: 0 S: 7 P: 7	R: 0 H: 0 E: 0 LOB: 0 K: 0 BB: 0 S: 3 P: 3	R: 1 H: 2 E: 0 LOB: 1 K: 0 BB: 0 S: 4 P: 4	1B: 2 SF: 0 2B: 0 SAC: 1 3B: 0 DP: 0 HR: 1 HBP: 0		WP: 0 PA: 30 PB: 0 SB: 1 CS: 0					
PITCHER	IP WLS BF H R ER SO BB IBB HBP BLK WP HR S P ERA WHIP																
Pete Richert, L (1, 1) ERA: 4.93	8.0	26	1	1	1	10	0	0	0	0	0	0	1	46	46	1.12	0.125
Bennie Daniels, R (9, 1) ERA: 3.11	1.0	L	5	2	1	1	0	0	0	0	0	0	0	4	4	9.00	2.000



Batter	1	2	3	4	5	6	7	8	9	AB	R	H	RBI	BB	SO	LOB
Joe Cunningham, L (1, 3) OBP: 0.458, SLG: 0.294	0-0 6-3		4-0 BB			0-0 4-3		0-0 F6		3	0	0	0	1	0	0
Ken Hamlin, R (1, 4) OBP: 0.296, SLG: 0.354 (8, 6)	0-0 F7		0-0 F9			0-0 F9		0-0 F8		4	0	0	0	0	0	1
Ken McMullen, R (1, 9) OBP: 0.313, SLG: 0.413 (8, 5)	0-0 F3				0-0 F8			0-0 F9		4	0	0	0	0	0	0
Frank Howard, R (1, 7) OBP: 0.345, SLG: 0.461 Mike Brumley, L (9, PR) OBP: 0.180, SLG: 0.123		4-0 1B BB		4-0 BB			0-0 5-3		4-0 FC4-6 BB	1	0	0	0	3	0	0
Don Lock, R (1, 8) OBP: 0.348, SLG: 0.313		0-3 K		0-0 F2			0-0 1B 1B		0-3 K	4	1	1	0	0	2	3
Don Zimmer, R (1, 5) OBP: 0.268, SLG: 0.389 Jim King, L (8, 9) OBP: 0.320, SLG: 0.453		0-3 K		0-0 F8			0-0 1B 1-2 1B		0-0 F5	3	0	1	0	0	1	2
Doug Camilli, R (1, 2) OBP: 0.257, SLG: 0.343		0-0 1-3 1B			4-0 G6-4-3 BB		0-0 F9		0-0 FC4-6 1-2f	3	0	1	0	1	0	3
Ed Brinkman, R (1, 6) OBP: 0.220, SLG: 0.231 Woodie Held, R (7, PH) OBP: 0.461, SLG: 0.625 Don Blasingame, L (8, 4) OBP: 0.290, SLG: 0.350			0-0 F9		0-0 G6-4-3 1-2f		0-0 1-3 2-H 1B			2	0	0	0	0	0	1
Pete Richert, L (1, 1) OBP: 0.091, SLG: 0.091 Bennie Daniels, L (9, 1) OBP: 0.308, SLG: 0.100			0-0 3-1		0-0 4-3		0-3 K			1	0	1	1	0	0	0

Inning Stats	R: 0	H: 0	R: 0	H: 1	R: 0	H: 0	R: 0	H: 0	R: 0	H: 0	R: 1	H: 3	R: 0	H: 0	R: 0	H: 0
	E: 0	LOB: 0	E: 0	LOB: 2	E: 0	LOB: 1	E: 0	LOB: 0	E: 0	LOB: 0	E: 0	LOB: 2	E: 0	LOB: 0	E: 0	LOB: 1
	K: 0	BB: 0	K: 2	BB: 1	K: 0	BB: 1	K: 0	BB: 0	K: 1	BB: 0	K: 1	BB: 0	K: 0	BB: 0	K: 1	BB: 1
	S: 3	P: 3	S: 7	P: 11	S: 3	P: 7	S: 2	P: 6	S: 3	P: 3	S: 8	P: 8	S: 3	P: 3	S: 5	P: 9

PITCHER	IP	WLS	BF	H	R	ER	SO	BB	IBB	HBP	BLK	WP	HR	S	P	ERA	WHIP
Marcelino Lopez, L (1, 1) ERA: 2.04	7.0		27	4	1	1	3	4	0	0	0	0	0	29	45	1.29	1.143
Bob Lee, R (8, 1) ERA: 1.82	2.0	W	7	0	0	0	1	1	0	0	0	0	0	8	12	0.00	0.500

BOTTOM

Los Angeles Angels @ Washington Senators
D.C. Stadium, Washington, DC
Wed May 26 1965, 7:05 PM EDT
Att. 4,355 - Unknown

AB	29
R	1
H	4
RBI	1
BB	5
SO	4
LOB	13



Batter	1	2	3	4	5	6	7	8	9	AB R H RBI BB SO LOB	TOP																
Jose Cardenal, R (1, 8) OBP: 0.316, SLG: 0.435	0-0 1B 2B	0-3 K		0-0 F7		0-0 F6			0-0 F6	5 1 1 0 0 1 1	Los Angeles Angels @ Washington Senators D.C. Stadium, Washington, DC Thu May 27 1965, 7:05 PM EDT Att. 1,898 - Unknown livebaseballscores.com																
Albie Pearson, L (1, 9) OBP: 0.374, SLG: 0.407	0-0 BB BB BB 2-H 1B	4-0 1-2 BB			0-0 1B E 1B	0-0 6-3			0-0 F4	4 2 2 1 1 0 0																	
Jim Fregosi, R (1, 6) OBP: 0.273, SLG: 0.368	0-3 K	0-0 5-3			0-0 E 1B 1B	0-0 F3			0-0 1B 2B	5 2 2 0 0 1 3																	
Willie Smith, L (1, 7) Bobby Gene Smith, R (7, PH) OBP: 0.257, SLG: 0.386 OBP: 0.438, SLG: 0.563	4-0 BB BB 1-2 BB		0-3 K		0-0 E4 1B 1B 1-3 2-H				0-0 5-3 1B 1B 2-H	2 1 0 0 1 1 1 2 0 1 1 0 0 0																	
Costen Shockley, L (1, 3) Joe Adcock, R (9, PH) OBP: 0.253, SLG: 0.279 OBP: 0.313, SLG: 0.506	4-0 BB BB 1-2 2-3 BB		0-0 1B		0-0 FC5 1B 1B 1-3 3-H				0-0 K 1B	3 0 2 1 1 1 0 1 0 1 0 0 0 0																	
Buck Rodgers, S (1, 2) Tom Egan, R (7, 2)	4-0 BB BB BB 1-2 2-3 3-H BB G6-4-3		0-0 F7		0-0 F8				0-0 F4	3 0 0 1 1 0 3 1 0 0 0 0 1 2																	
Paul Schaal, R (1, 5) OBP: 0.281, SLG: 0.429	0-0 G6-4-3 1-2f		0-0 6-3		0-0 F4				0-0 5-3	4 0 0 0 0 0 6																	
Bobby Knoop, R (1, 4) Julio Gotay, R (4, 4) OBP: 0.324, SLG: 0.408 OBP: 0.273, SLG: 0.394		0-3 K		0-3 K	0-0 1-2 3-H 1B				0-0 5-3	2 0 0 0 0 2 0 2 0 1 1 0 0 0																	
Dean Chance, R (1, 1) Don Lee, R (3, 1) Vic Power, R (5, PH) Barry Latman, R (5, 1) Lou Clinton, R (8, PH) Ron Fliche, R (8, 1) OBP: 0.190, SLG: 0.056 OBP: 0.333, SLG: 0.667 OBP: 0.333, SLG: 0.467 OBP: 0.273, SLG: 0.241		4-0 BB BB BB BB		0-0 F4	0-0 FC5 2-3f				0-3 K	0 0 0 0 1 0 0 1 0 0 0 0 0 0 1 0 0 0 0 0 2 0 0 0 0 0 0 0 1 0 0 0 0 1 0 0 0 0 0 0 0 0																	
Inning Stats	R: 2 E: 0 K: 1 S: 6	H: 2 LOB: 2 BB: 3 P: 18	R: 0 E: 0 K: 2 S: 7	H: 0 LOB: 2 BB: 2 P: 15	R: 0 E: 0 K: 1 S: 6	H: 1 LOB: 1 BB: 0 P: 6	R: 0 E: 0 K: 1 S: 5	H: 0 LOB: 0 BB: 0 P: 5	R: 3 E: 1 K: 0 S: 8	H: 4 LOB: 2 BB: 0 P: 8	R: 0 E: 0 K: 0 S: 3	H: 0 LOB: 0 BB: 0 P: 3	R: 0 E: 0 K: 1 S: 5	H: 0 LOB: 0 BB: 0 P: 5	R: 0 E: 0 K: 1 S: 5	H: 0 LOB: 0 BB: 0 P: 5	R: 1 E: 0 K: 1 S: 8	H: 3 LOB: 2 BB: 0 P: 8	1B: 8 2B: 2 3B: 0 HR: 0	SF: 0 SAC: 0 DP: 1 HBP: 0	WP: 0 PB: 0 SB: 0 CS: 0	PA: 42					
PITCHER	IP WLS BF H R ER SO BB IBB HBP BLK WP HR S P ERA WHIP											PITCHER	IP WLS BF H R ER SO BB IBB HBP BLK WP HR S P ERA WHIP														
Buster Narum, R (1, 1) ERA: 5.53	0.1	6	2	2	2	1	3	0	0	0	0	0	0	5	17	54.00	15.000										
Marshall Bridges, L (1, 1) ERA: 2.45	8.1	W	34	7	4	2	6	2	0	0	0	0	0	44	52	2.16	1.080										
Ron Kline, R (9, 1) ERA: 2.57	0.1	S	2	1	0	0	1	0	0	0	0	0	0	4	4	0.00	3.000										



Batter	1	2	3	4	5	6	7	8	9	AB	R	H	RBI	BB	SO	LOB
Joe Cunningham, L (1, 3) OBP: 0.434, SLG: 0.359	0-0 6-3 1B	0-0 4-3 1B	0-0 HR 3-H		0-0 FC2-5 FC4-6 1-2 2-3f		0-0 4-3			5	1	1	2	0	0	2
Don Blasingame, L (1, 4) OBP: 0.288, SLG: 0.345	0-0 1B 1B	0-0 4-3	0-0 F6 3-H		0-0 FC4-6 BB 1-2f 2-3			0-3 K S S		5	1	1	0	0	1	2
Jim King, L (1, 9) OBP: 0.350, SLG: 0.463	0-0 1B 1-2 1B		0-0 1B SF8 1B		0-3 K BB 1-2			4-0 BB G6-4-3 BB		3	2	2	0	2	1	0
Frank Howard, R (1, 7) OBP: 0.341, SLG: 0.472	0-3 K		0-0 F8		0-0 F2 HR			0-0 G6-4-3 1-2f		5	1	1	1	0	1	7
Ken McMullen, R (1, 5) OBP: 0.323, SLG: 0.418	0-0 BB 1-3 2-H 1B		0-0 SF8 BB 1B		1-0 HBP			0-0 6-3		3	1	2	1	0	0	0
Don Lock, R (1, 8) OBP: 0.352, SLG: 0.314	0-0 BB 1-2 3-H 1B		4-0 1B 3B BB		0-3 K			0-0 5-3		3	1	1	1	1	1	1
Mike Brumley, L (1, 2) OBP: 0.185, SLG: 0.119	4-0 BB 1-2 2-3		0-0 SF8 2-3 3-H		0-0 F7			0-3 K		2	0	0	1	1	1	1
Ed Brinkman, R (1, 6) OBP: 0.228, SLG: 0.240	0-0 6-3		0-0 3B 1B 1-3 3-H		0-0 FC2-5 SH 1B			0-0 5-3		4	1	2	1	0	0	3
Buster Narum, R (1, 1) OBP: 0.100, SLG: 0.400			0-0		0-0			0-3		0	0	0	0	0	0	0
Marshall Bridges, S (1, 1) OBP: 0.333, SLG: 1.000			4-3		SH			K		3	1	1	2	0	1	0
Ron Kline, R (9, 1)			HR 3B 1-H 3-H		FC4-6 FC2-5 1-2			K		0	0	0	0	0	0	0

Inning Stats	R: 2	H: 4	E: 0	K: 1	S: 9	LOB: 3	BB: 1	P: 13	R: 0	H: 0	E: 0	K: 0	S: 3	LOB: 0	BB: 0	P: 3	R: 6	H: 5	E: 0	K: 0	S: 8	LOB: 0	BB: 1	P: 12	R: 1	H: 1	E: 0	K: 2	S: 8	LOB: 1	BB: 0	P: 9	R: 0	H: 1	E: 1	K: 0	S: 5	LOB: 3	BB: 1	P: 9	R: 0	H: 0	E: 0	K: 1	S: 5	LOB: 0	BB: 0	P: 5	R: 0	H: 0	E: 0	K: 1	S: 5	LOB: 0	BB: 0	P: 5	R: 0	H: 0	E: 0	K: 1	S: 4	LOB: 0	BB: 1	P: 8
1B: 8	SF: 1	2B: 0	SAC: 1	3B: 1	DP: 1	HR: 2	HBP: 1	WP: 0	PA: 40	PB: 0	SB: 0	CS: 0																																																				


PITCHER	IP	WLS	BF	H	R	ER	SO	BB	IBB	HBP	BLK	WP	HR	S	P	ERA	WHIP
Dean Chance, R (1, 1) ERA: 4.75	2.2	L	18	8	7	7	1	2	0	0	0	0	0	18	26	23.62	3.750
Don Lee, R (3, 1) ERA: 6.43	1.1		7	2	2	2	0	0	0	1	0	0	2	10	11	13.50	1.500
Barry Latman, R (5, 1) ERA: 1.15	3.0		12	1	0	0	2	1	0	0	0	0	0	15	19	0.00	0.667
Ron Piche, R (8, 1) ERA: 5.02	1.0		3	0	0	0	1	1	0	0	0	0	0	4	8	0.00	1.000

BOTTOM

Los Angeles Angels @ Washington Senators
D.C. Stadium, Washington, DC
Thu May 27 1965, 7:05 PM EDT
Att. 1,898 - Unknown

livebaseballscorecards.com

AB	33
R	9
H	11
RBI	9
BB	4
SO	6
LOB	16



Batter	1	2	3	4	5	6	7	8	9	AB R H RBI BB SO LOB	TOP													
Zoilo Versalles, R (1, 6) OBP: 0.298, SLG: 0.491	0-3 K		0-3 K		0-0 1-2 1B		0-0 5-3			4 0 1 0 0 2 2	Minnesota Twins @ Washington Senators D.C. Stadium, Washington, DC Fri May 28 1965, 7:05 PM EDT Att: 15,612 - Unknown													
Rich Rollins, R (1, 5) OBP: 0.276, SLG: 0.294	0-0 F3		0-0 1-3		0-0 F2			0-0 HR 1B		4 1 1 0 0 0 3														
Tony Oliva, L (1, 9) OBP: 0.273, SLG: 0.481	0-0 F8		0-0 PO 1B		0-0 F7			0-0 HR 1B		4 1 2 3 0 0 0														
Harmon Killebrew, R (1, 3) OBP: 0.380, SLG: 0.450		0-0 E6 6-3	0-0 PO 1-2	0-0 6-3	0-0 F2			0-3 K		4 0 0 0 0 1 0														
Jimmie Hall, L (1, 8) OBP: 0.366, SLG: 0.500		0-0 6-3 1-2		0-0 3-1	0-0 L4			0-0 4-3		4 0 0 0 0 0 1														
Bob Allison, R (1, 7) OBP: 0.389, SLG: 0.468		0-3 K		0-0 F9			0-0 HR	0-3 K		4 1 1 1 0 2 1														
Earl Battey, R (1, 2) OBP: 0.393, SLG: 0.413		4-0 IBB			0-0 6-3		4-0 SH1-4 BB		0-0 5-3	2 0 0 0 2 0 0														
Jerry Kindall, R (1, 4) OBP: 0.296, SLG: 0.314		0-0 F3			0-0 F3		0-3 K	0-3 K		4 0 0 0 0 2 3														
Dave Boswell, R (1, 1) OBP: 0.286, SLG: 0.429 Johnny Klippstein, R (6, 1) Bill Pleis, L (8, 1)			0-0 1B 3B		0-0 1B		0-0 SH1-4 1-2		0-0 5-3	2 1 2 0 0 0 0 0 0 0 0 0 0 0 1 0 0 0 0 0 0														
Inning Stats	R: 0 E: 0 K: 1 S: 5	H: 0 LOB: 0 BB: 0 P: 5	R: 0 E: 1 K: 1 S: 6	H: 0 LOB: 2 BB: 1 P: 10	R: 1 E: 0 K: 1 S: 6	H: 2 LOB: 0 BB: 0 P: 6	R: 0 E: 0 K: 0 S: 3	H: 0 LOB: 0 BB: 0 P: 3	R: 0 E: 0 K: 0 S: 5	H: 2 LOB: 2 BB: 0 P: 5	R: 0 E: 0 K: 0 S: 3	H: 0 LOB: 0 BB: 0 P: 3	R: 1 E: 0 K: 1 S: 6	H: 1 LOB: 1 BB: 1 P: 10	R: 2 E: 0 K: 2 S: 9	H: 2 LOB: 0 BB: 0 P: 9	R: 0 E: 0 K: 1 S: 5	H: 0 LOB: 0 BB: 0 P: 5	1B: 4 2B: 0 3B: 1 HR: 2	SF: 0 SAC: 1 DP: 0 HBP: 0	WP: 0 PB: 0 SB: 0 CS: 0	PA: 37		
PITCHER Phil Ortega, R (1, 1) ERA: 4.95 Steve Ridzik, R (8, 1) ERA: 3.76	IP 7.0	WLS L	BF 28	H 5	R 2	ER 2	SO 4	BB 1	IBB 1	HBP 0	BLK 0	WP 0	HR 1	S 34	P 42	ERA 2.57	WHIP 0.857						ERA 9.00	WHIP 1.000

livebaseballscorecards.com

AB	33
R	4
H	7
RBI	4
BB	2
SO	7
LOB	10



Batter	1	2	3	4	5	6	7	8	9	AB	R	H	RBI	BB	SO	LOB
Don Blasingame, L (1, 4) OBP: 0.279, SLG: 0.333	0-0 F2		0-0 4-3			0-0 F4	0-0 F7		0-0 F7	5	0	0	0	0	0	3
Ken McMullen, R (1, 5) OBP: 0.327, SLG: 0.423	0-0 6-3		4-0 BB			0-0 F9				3	1	1	0	1	0	0
Jim King, L (1, 9) OBP: 0.357, SLG: 0.449	4-0 BB		0-0 6-3			4-0 1B BB				2	0	0	0	2	0	2
Frank Howard, R (1, 7) OBP: 0.344, SLG: 0.472	0-0 5-3			0-3 K		0-0 1-2 1B				4	0	2	1	0	1	1
Woodie Held, R (1, 8) OBP: 0.443, SLG: 0.595		0-0 F2		0-0 1-3		0-0 G3				4	0	0	0	0	0	3
Bob Chance, L (1, 3) OBP: 0.295, SLG: 0.364		0-0 2B		0-0 F4			0-0 4-3		0-0 4-3	4	0	1	0	0	0	1
Mike Brumley, L (1, 2) OBP: 0.176, SLG: 0.113		0-3 K			0-0 F3		0-0 F7			3	0	0	0	0	1	1
Doug Camilli, R (9, PH) OBP: 0.253, SLG: 0.338		0-3 K								1	0	0	0	0	1	0
Ed Brinkman, R (1, 6) OBP: 0.225, SLG: 0.236		0-3 K			0-0 F9		0-0 HBP 1B			2	0	0	0	0	1	1
Joe Cunningham, L (7, PH) OBP: 0.444, SLG: 0.375									0-0 6-3	1	0	1	0	0	0	0
Ken Hamlin, R (7, PR) OBP: 0.291, SLG: 0.347										1	0	0	0	0	0	0
Phil Ortega, R (1, 1) OBP: 0.217, SLG: 0.273			0-3 K			0-3 K				2	0	0	0	0	2	0
Don Lock, R (7, PH) OBP: 0.357, SLG: 0.314										0	0	0	0	0	0	0
Steve Ridzik, R (8, 1) OBP: 0.167, SLG: 0.167										0	0	0	0	0	0	0
Don Zimmer, R (9, PH) OBP: 0.286, SLG: 0.389							1-2 HBP		4-0 BB	0	0	0	0	1	0	0

Inning Stats	R: 0	H: 0	E: 0	K: 0	S: 3	R: 0	H: 1	E: 0	K: 2	S: 8	R: 0	H: 0	E: 0	K: 1	S: 5	R: 0	H: 0	E: 0	K: 1	S: 5	R: 0	H: 1	E: 0	K: 0	S: 4	R: 0	H: 1	E: 0	K: 0	S: 4	R: 1	H: 2	E: 0	K: 0	S: 5	R: 0	H: 0	E: 0	K: 1	S: 5	1B: 3	2B: 2	3B: 0	HR: 0	SF: 0	SAC: 0	DP: 0	HBP: 1	WP: 0	PB: 0	SB: 0	CS: 0	PA: 37
--------------	------	------	------	------	------	------	------	------	------	------	------	------	------	------	------	------	------	------	------	------	------	------	------	------	------	------	------	------	------	------	------	------	------	------	------	------	------	------	------	------	-------	-------	-------	-------	-------	--------	-------	--------	-------	-------	-------	-------	--------

PITCHER	IP	WLS	BF	H	R	ER	SO	BB	IBB	HBP	BLK	WP	HR	S	P	ERA	WHIP
Dave Boswell, R (1, 1) ERA: 1.8	5.2	W	21	1	0	0	5	3	0	0	0	0	0	28	40	0.00	0.706
Johnny Klippstein, R (6, 1) ERA: 3.45	2.0		11	4	1	1	0	0	0	1	0	0	0	10	11	4.50	2.000
Bill Pleis, L (8, 1) ERA: 2.08	1.1	S	5	0	0	0	1	1	0	0	0	0	0	6	10	0.00	0.750


BOTTOM

Minnesota Twins @ Washington Senators
D.C. Stadium, Washington, DC

Fri May 28 1965, 7:05 PM EDT
Att. 15,612 - Unknown

livebaseballscorecards.com

AB	32
R	1
H	5
RBI	1
BB	4
SO	6
LOB	12



Batter	1	2	3	4	5	6	7	8	9	AB R H RBI BB SO LOB	TOP																									
Zoilo Versalles, R (1, 6) OBP: 0.299, SLG: 0.491	0-3 K		0-0 5-3		0-0 HR 1B	0-0 1B 2B	0-0 6-3		0-0 E6 2B	6 3 2 2 0 1 1																										
Rich Rollins, R (1, 5) OBP: 0.285, SLG: 0.331	0-0 5-3		0-0 5-3		0-0 HR	0-0 BB SF8 1B	0-0 G3		0-0 2B	6 2 3 5 0 0 0																										
Tony Oliva, L (1, 9) OBP: 0.281, SLG: 0.479	0-0 1-3			0-0 F8	0-0 BB 1B	4-0 SF8 BB		0-0 G5-4-3 1B	0-0 4-3	5 1 2 0 1 0 1																										
Harmon Killebrew, R (1, 3) OBP: 0.387, SLG: 0.448		0-0 5-3		0-0 1B 1B	4-0 1B	4-0 HBP BB		0-0 G5-4-3		3 0 1 0 2 0 1																										
Jimmie Hall, L (1, 8) OBP: 0.378, SLG: 0.511		0-0		0-0 1B	0-0 1B	0-0 SF8		4-0 BB		3 0 3 1 0 0 0																										
Joe Nosssek, R (6, PH) OBP: 0.133, SLG: 0.077		G6-4-3 1B		1-2 1B	1-2 2-H 1B	2-3 3-H		BB		0 0 0 1 1 0 0																										
Bob Allison, R (1, 7) OBP: 0.390, SLG: 0.462		G6-4-3		1-2 2-3 1B	0-3 K	0-0 F4		4-0 BB		4 0 1 0 1 1 5																										
Earl Battey, R (1, 2) OBP: 0.405, SLG: 0.421			0-0 3B 1B		0-0 G4-6-3			0-3 K		3 2 2 0 0 0 3																										
Jim Kaat, L (6, PR) OBP: 0.185, SLG: 0.185										0 0 0 0 0 0 0																										
Jerry Fosnow, R (6, 1)										1 0 0 0 0 1 2																										
Al Worthington, R (9, 1)										0 0 0 0 0 0 0																										
Jerry Kindall, R (1, 4) OBP: 0.306, SLG: 0.336			0-0 6-3 3B		0-0 F7				4-0 E SH1-4 CS BB	4 2 2 1 1 1 3																										
Mudcat Grant, R (1, 1) OBP: 0.194, SLG: 0.250			0-0 6-3		0-0 1-3	4-0 2B 1B	0-3 K		0-0 SH1-4	1 0 0 1 0 0 0																										
Mel Nelson, R (4, 1)										1 0 0 0 0 0 0																										
Jim Perry, S (5, 1)										0 0 0 0 0 0 0																										
Don Mincher, L (6, PH) OBP: 0.346, SLG: 0.478										0 0 0 0 1 0 0																										
Dave Boswell, R (6, PR) OBP: 0.286, SLG: 0.429										0 1 0 0 0 0 0																										
Jerry Zimmerman, R (6, 2) OBP: 0.300, SLG: 0.270										1 0 0 0 0 1 0																										
Inning Stats	R: 0 E: 0 K: 1 S: 5	H: 0 LOB: 0 BB: 0 P: 5	R: 0 E: 0 K: 0 S: 3	H: 1 LOB: 0 BB: 0 P: 3	R: 2 E: 0 K: 0 S: 5	H: 2 LOB: 2 BB: 0 P: 5	R: 0 E: 0 K: 0 S: 5	H: 3 LOB: 2 BB: 0 P: 5	R: 3 E: 0 K: 1 S: 9	H: 4 LOB: 2 BB: 1 P: 13	R: 5 E: 0 K: 1 S: 9	H: 4 LOB: 3 BB: 3 P: 22	R: 0 E: 0 K: 1 S: 5	H: 0 LOB: 0 BB: 0 P: 5	R: 0 E: 0 K: 1 S: 5	H: 1 LOB: 2 BB: 2 P: 13	R: 1 E: 1 K: 0 S: 4	H: 1 LOB: 1 BB: 1 P: 8	1B: 12 2B: 2 3B: 1 HR: 1	SF: 1 SAC: 1 DP: 3 HBP: 1	WP: 0 PB: 0 SB: 0 CS: 2	PA: 48														
PITCHER	IP WLS BF H R ER SO BB IBB HBP BLK WP HR S P ERA WHIP																																			
Bennie Daniels, R (1, 1) ERA: 3.71	4.2		23	10	5	5	1	1	0	0	0	0	1	24	28	9.64	2.357																			
Buster Narum, R (5, 1) ERA: 6.15	0.1	L	4	2	3	3	1	1	0	0	0	0	0	5	9	81.00	9.000																			
Steve Ridzik, R (6, 1) ERA: 4.23	0.0		2	2	1	1	0	0	0	0	0	0	0	2	2	∞	∞																			
Frank Kreuzer, L (6, 1) ERA: 4.76	3.0		14	1	1	1	3	4	0	1	0	0	0	15	32	3.00	1.667																			
Barry Moore, L (9, 1) ERA:	1.0		5	1	1	0	0	1	0	0	0	0	0	4	8	0.00	2.000																			

Minnesota Twins @ Washington Senators

D.C. Stadium, Washington, DC

Sat May 29 1965, 3:33 AM EDT

Att. 3,373 - Unknown

livebaseballscorecards.com

AB	38
R	11
H	16
RBI	11
BB	7
SO	5
LOB	16



BOTTOM

Minnesota Twins @ Washington Senators
D.C. Stadium, Washington, DC
Sat May 29 1965, 3:33 AM EDT
Att. 3,373 - Unknown

AB 37
R 8
H 12
RBI 8
BB 5
SO 6
LOB 19



WP: 0 PA: 43
PB: 0
SB: 0
CS: 0

PITCHER		IP	WLS	BF	H	R	ER	SO	BB	IBB	HBP	BLK	WP	HR	S	P	ERA	WHIP
Mudcat Grant, R	(1, 1)	3.0		17	7	6	6	1	1	0	0	0	0	1	7	11	6.75	3.000
Mel Nelson, L	(4, 1)	1.1		8	3	1	1	0	1	0	0	0	0	0	2	2	0.00	0.000
Jim Perry, R	(5, 1)	0.2	W	2	0	0	0	0	0	0	0	0	0	0	22	34	2.46	1.364
Jerry Fosnow, L	(6, 1)	3.2		15	2	1	1	5	3	0	0	0	0	0	1	1	0.00	0.000
Al Worthington, R	(9, 1)	0.1	S	1	0	0	0	0	0	0	0	0	0	0	1	1	0.00	0.000

3	1	2	0	1	1	0
1	0	0	0	0	1	1
0	0	0	0	0	0	0

5	0	0	0	0	0	4
---	---	---	---	---	---	---

4	3	2	1	1	1	0
---	---	---	---	---	---	---

5	1	3	1	0	0	0
---	---	---	---	---	---	---

3	0	1	2	1	1	1
---	---	---	---	---	---	---

3	1	2	2	0	0	1
1	0	0	0	0	1	1
1	0	0	0	0	0	2

4	1	1	0	1	0	3
---	---	---	---	---	---	---

4	1	1	2	0	1	3
---	---	---	---	---	---	---

2	0	0	0	0	0	0
1	0	0	0	0	0	3
0	0	0	0	0	0	0
0	0	0	0	0	0	0
0	0	0	0	0	0	0
0	0	0	0	1	0	0

1B:	6	SF:	1
2B:	4	SAC:	0
3B:	0	DP:	2
HR:	3	HBP:	0

1B:	6	SF:	1
2B:	4	SAC:	0
3B:	0	DP:	2
HR:	3	HBP:	0

Batter	1	2	3	4	5	6	7	8	9
Don Blasingame, L OBP: 0.290, SLG: 0.340 Don Lock, R OBP: 0.354, SLG: 0.311 Barry Moore, L (9, 1)	0-0 1B 2B 1B	4-0 FC6-4 BB		0-0 G6-4-3 1B		0-3 K		0-3 K	
Ken McMullen, R OBP: 0.318, SLG: 0.409 (1, 5)	0-0 F8	0-0 FC6-4 1-2f		0-0 G6-4-3 1-2f		0-0 F8		0-0 4-1	
Jim King, L OBP: 0.371, SLG: 0.493 (1, 9)	0-0 2B 1-3 SF7 1B		0-0 3-1		0-0 HR	0-3 K		4-0 1B 1B	
Frank Howard, R OBP: 0.351, SLG: 0.488 (1, 7)	0-0 2B 1-3 2B		0-0 F4		0-0 G3 FC1-2 2B		0-0 6-3	0-0 L4-6 1B 1B	
Woodie Held, R OBP: 0.441, SLG: 0.586 (1, 8)	0-0 SF7 3-H		0-3 K		0-0 G3 2-3		4-0 FC5-4 BB	0-0 1B 1-2 2-H	
Bob Chance, L OBP: 0.304, SLG: 0.403 Ken Hamlin, R OBP: 0.286, SLG: 0.340 Joe Cunningham, L OBP: 0.436, SLG: 0.366 (8, 3)	0-0 2B 2-H			0-0 HR	0-0 FC1-2 BB	0-3 K		0-0 L4-6 2-3	
Doug Camilli, R OBP: 0.263, SLG: 0.333 (1, 2)	0-0 4-3			0-0 HR 1B	4-0 FC1-2 BB	0-0 FC5-4 1-2f		0-0 L3	
Ed Brinkman, R OBP: 0.226, SLG: 0.260 (1, 6)		0-0 F4		0-0 HR 1-H	0-0 FC1-2 1-2 2-3 3-H		0-3 K		
Bennie Daniels, L OBP: 0.207, SLG: 0.083 Buster Narum, R OBP: 0.091, SLG: 0.364 Steve Rizzik, R OBP: 0.167, SLG: 0.167 Frank Kreutzer, R Don Zimmer, R OBP: 0.302, SLG: 0.389 (9, 4)		0-0 6-3		0-0 L6	0-0 F3		4-0 BB		

Inning Stats	R: 3	H: 4	E: 0	K: 0	S: 7	LOB: 1	BB: 0	P: 7	R: 0	H: 0	E: 0	K: 0	S: 3	LOB: 1	BB: 1	P: 7	R: 0	H: 0	E: 0	K: 1	S: 5	LOB: 0	BB: 0	P: 5	R: 3	H: 4	E: 0	K: 0	S: 6	LOB: 0	BB: 0	P: 6	R: 1	H: 2	E: 1	K: 0	S: 6	LOB: 3	BB: 1	P: 10	R: 0	H: 0	E: 0	K: 2	S: 7	LOB: 0	BB: 0	P: 7	R: 0	H: 0	E: 0	K: 1	S: 5	LOB: 1	BB: 1	P: 9	R: 0	H: 0	E: 0	K: 2	S: 7	LOB: 1	BB: 1	P: 11	R: 1	H: 2	E: 0	K: 0	S: 4	LOB: 1	BB: 1	P: 8	1B: 6	SF: 1	2B: 4	SAC: 0	3B: 0	DP: 2	HR: 3	HBP: 0	WP: 0	PA: 43
--------------	------	------	------	------	------	--------	-------	------	------	------	------	------	------	--------	-------	------	------	------	------	------	------	--------	-------	------	------	------	------	------	------	--------	-------	------	------	------	------	------	------	--------	-------	-------	------	------	------	------	------	--------	-------	------	------	------	------	------	------	--------	-------	------	------	------	------	------	------	--------	-------	-------	------	------	------	------	------	--------	-------	------	-------	-------	-------	--------	-------	-------	-------	--------	-------	--------

Batter	1	2	3	4	5	6	7	8	9	AB R H RBI BB SO LOB	TOP											
Zoilo Versalles, R (1, 6) OBP: 0.307, SLG: 0.514	0-0 1B 2B	4-0 IBB		0-0 1-H 3-H HR		0-0 F2		0-0 F9		4 1 2 3 1 0 0												
Jerry Kindall, R (1, 4) OBP: 0.303, SLG: 0.331	0-0 G6-4-3 2-3 1B	0-3 K		0-3 K		0-0 E1		0-0 F7		5 0 1 0 0 2 3												
Tony Oliva, L (1, 9) OBP: 0.273, SLG: 0.465	0-0 F5			0-0 F8		0-0 F8		0-0 3-1		5 0 0 0 0 0 3												
Harmon Killebrew, R (1, 3) OBP: 0.387, SLG: 0.463 Don Mincher, L (9, 3) OBP: 0.346, SLG: 0.478	0-0 G6-4-3 1-2f			0-0 L5		4-0 1B BB		0-0 4-3		4 1 1 1 1 0 2 0 0 0 0 0 0 0												
Bob Allison, R (1, 7) OBP: 0.396, SLG: 0.459				0-0 1B SF7 1B		0-0 F8		4-0 1B BB		3 2 1 0 2 1 1												
Rich Rollins, R (1, 5) OBP: 0.288, SLG: 0.333				0-0 SH5-4 1-3 1B 1B		0-0 FC4-6 1-2f		0-0 F6		5 0 2 0 0 0 2												
Joe Nosssek, R (1, 8) OBP: 0.250, SLG: 0.235				0-0 SF7		0-0 1B HR 1B		0-0 F9		4 1 3 1 0 0 2												
Jerry Zimmerman, R (1, 2) OBP: 0.311, SLG: 0.286				0-0 SH5-4 1-2 1B		0-0 F8		0-0 F7		5 0 2 1 0 1 4												
Camilo Pascual, R (1, 1) OBP: 0.226, SLG: 0.433				0-0 SH5-4 1-2 2-3		0-0 1-3 HR 1B		0-0 6-3		3 1 1 0 0 0 2												
Inning Stats	R: 0 E: 0 K: 0 S: 4	H: 2 LOB: 1 BB: 0 P: 4	R: 1 E: 0 K: 1 S: 8	H: 3 LOB: 3 BB: 1 P: 12	R: 0 E: 0 K: 0 S: 3	H: 0 LOB: 1 BB: 1 P: 7	R: 3 E: 0 K: 1 S: 8	H: 3 LOB: 0 BB: 0 P: 8	R: 0 E: 0 K: 0 S: 4	H: 1 LOB: 2 BB: 1 P: 8	R: 0 E: 1 K: 0 S: 4	H: 0 LOB: 1 BB: 0 P: 4	R: 1 E: 0 K: 0 S: 5	H: 2 LOB: 2 BB: 1 P: 9	R: 0 E: 0 K: 0 S: 3	H: 0 LOB: 0 BB: 0 P: 3	R: 1 E: 0 K: 2 S: 9	H: 2 LOB: 1 BB: 0 P: 9	1B: 10 2B: 1 3B: 0 HR: 2	SF: 1 SAC: 1 DP: 1 HBP: 0	WP: 0 PB: 0 SB: 0 CS: 0	PA: 44
PITCHER	IP WLS BF H R ER SO BB IBB HBP BLK WP HR S P ERA WHIP																					
Mike McCormick, L (1, 1) ERA: 3.35	5.0 L 26 9 4 4 2 2 1 0 0 0 0 1 27 39 7.20 2.200																					
Buster Narum, R (6, 1) ERA: 6.07	2.0 10 2 1 1 0 1 0 0 0 0 0 0 9 13 4.50 1.500																					
Steve Ridzik, R (8, 1) ERA: 4.24	2.0 8 2 1 1 2 0 0 0 0 0 0 1 12 12 4.50 1.000																					

Minnesota Twins @ Washington Senators
D.C. Stadium, Washington, DC
Sun May 30 1965, 3:33 AM EDT
Att. 9,518 - Unknown

AB	38
R	6
H	13
RBI	6
BB	4
SO	4
LOB	19



WP: 0	PA: 44
PB: 0	
SB: 0	
CS: 0	

Batter	1	2	3	4	5	6	7	8	9	AB R H RBI BB SO LOB
Don Blasingame, L (1, 4) OBP: 0.283, SLG: 0.331	0-0 F9		0-3 K		0-0 F7			0-0 4-3		4 0 0 0 0 1 1
Ken McMullen, R (1, 5) OBP: 0.316, SLG: 0.405	0-0 5-3		0-0 F9		0-0 L6			0-0 1B		4 0 1 0 0 0 1
Jim King, L (1, 9) OBP: 0.366, SLG: 0.474	0-0 F2		4-0 1B BB		0-0 F3			0-0 G3		3 0 0 0 1 0 1
Frank Howard, R (1, 7) OBP: 0.354, SLG: 0.488		0-0 FC4-6 1B BB	0-0 1-2 2-3 1B		0-3 K			0-0 F4		4 0 2 0 0 1 0
Woodie Held, R (1, 8) OBP: 0.426, SLG: 0.560		0-3 K	0-3 K		0-0 F7			0-0 5-3		4 0 0 0 0 2 4
Bob Chance, L (1, 3) OBP: 0.304, SLG: 0.397		4-0 BB BB		0-0 5-3		0-0 F6		0-0 1B		2 0 0 0 1 0 0
Steve Ridzik, R (8, 1) OBP: 0.167, SLG: 0.167		1-2 BB								0 0 0 0 0 0 0
Don Zimmer, R (9, PH) OBP: 0.318, SLG: 0.405		FC4-6 1-2 BB								1 0 1 0 0 0 0
Mike Brumley, L (1, 2) OBP: 0.167, SLG: 0.106		0-0 FC4-6		0-0 F5		0-0 F9		0-0 4-3		4 0 0 0 0 0 3
Ed Brinkman, R (1, 6) OBP: 0.221, SLG: 0.254		1-2 2-3		0-0 5-3		0-0 F8				3 0 0 0 0 0 2
Mike McCormick, L (1, 1) OBP: 0.250, SLG: 0.077		0-0 F8		0-0 5-3		0-0 F8		0-0 4-3		0 0 0 0 1 0 0
Ken Hamlin, R (5, PH) OBP: 0.281, SLG: 0.333			4-0 1B BB BB							1 0 0 0 0 0 0
Buster Narum, R (6, 1) OBP: 0.091, SLG: 0.364										0 0 0 0 0 0 0
Joe Cunningham, L (8, 3) OBP: 0.429, SLG: 0.357										1 0 0 0 0 0 0

Inning Stats	R: 0	H: 0	E: 0	K: 0	S: 3	R: 0	H: 1	E: 0	K: 1	S: 6	R: 0	H: 0	E: 0	K: 2	S: 8	R: 0	H: 0	E: 0	K: 0	S: 3	R: 0	H: 0	E: 0	K: 1	S: 5	R: 0	H: 0	E: 0	K: 0	S: 3	R: 0	H: 1	E: 0	K: 0	S: 4	R: 0	H: 1	E: 0	K: 0	S: 4
	LOB: 0	BB: 0	P: 3	ER: 0	SO: 4	LOB: 2	BB: 1	P: 10	ER: 0	SO: 3	LOB: 0	BB: 0	P: 3	ER: 0	SO: 3	LOB: 0	BB: 0	P: 5	ER: 0	SO: 3	LOB: 1	BB: 0	P: 4	ER: 0	SO: 4	LOB: 1	BB: 0	P: 4	ER: 0	SO: 0	LOB: 1	BB: 0	P: 4	ER: 0	SO: 0	LOB: 0	BB: 0	P: 4		

PITCHER	IP	WLS	BF	H	R	ER	SO	BB	IBB	HBP	BLK	WP	HR	S	P	ERA	WHIP	PITCHER	IP	WLS	BF	H	R	ER	SO	BB	IBB	HBP	BLK	WP	HR	S	P	ERA	WHIP		
Camilo Pascual, R (1, 1) ERA: 2.54	9.0	W	34	4	0	0	4	3	0	0	0	0	0	39	51	0.00	0.778																				

BOTTOM

Minnesota Twins @ Washington Senators
D.C. Stadium, Washington, DC
Sun May 30 1965, 3:33 AM EDT
Att. 9,518 - Unknown

AB	31
R	0
H	4
RBI	0
BB	3
SO	4
LOB	12



WP: 0	PA: 34
PB: 0	SB: 0
CS: 0	

Batter	1	2	3	4	5	6	7	8	9	AB R H RBI BB SO LOB	TOP											
Bert Campaneris, R (1, 7) OBP: 0.333, SLG: 0.429	0-0 4-3		0-0 F7			0-0 G4-6-3 1B		0-0 F6		4 1 1 0 0 0 2	Kansas City Athletics @ Washington Senators D.C. Stadium, Washington, DC Mon May 31 1965, 3:33 AM EDT Unknown											
Wayne Causey, L (1, 6) OBP: 0.325, SLG: 0.286	4-0 BB		4-0 BB			0-0 G4-6-3 1B		0-0 1B		2 0 2 0 2 0 0												
Jim Gentile, L (1, 3) OBP: 0.307, SLG: 0.547	0-0 F9		0-0 4-3			0-0 G4-6-3 1-2f 3-H		0-0 F2		4 0 0 0 0 0 6												
Johnny Blanchard, L (1, 9) OBP: 0.284, SLG: 0.298 Ken Harrelson, R (8, PH) OBP: 0.324, SLG: 0.429 Jim Dickson, L (8, 1)	0-0 4-3			0-0 3-1		0-0 4-3		0-0 F7		3 0 0 0 0 0 1 1 0 0 0 0 0 2 0 0 0 0 0 0 0												
Nelson Mathews, R (1, 8) OBP: 0.380, SLG: 0.430		4-0 BB CS BB		0-0 F3			0-3 K	0-0 FC6-4 1B		3 0 1 0 1 1 0												
Ed Charles, R (1, 5) OBP: 0.309, SLG: 0.400		0-3 K 1-2		0-0 F9			0-0 5-3	0-0 FC6-4 1-2f		4 0 0 0 0 1 2												
Billy Bryan, L (1, 2) OBP: 0.319, SLG: 0.537		0-0 F3			0-0 4-3		0-0 HR	0-3 K		4 1 1 1 0 1 1												
Dick Green, R (1, 4) OBP: 0.343, SLG: 0.405			0-0 F8		0-0 F4		0-0 5-3	0-0 F7		4 0 0 0 0 0 1												
John O'Donoghue, R (1, 1) OBP: 0.375, SLG: 0.333 Catfish Hunter, R (5, 1) Mike Hershberger, R (8, PH) OBP: 0.221, SLG: 0.275			0-0 BB 1B		0-0 F9			0-0 1B 1B		2 0 1 0 0 0 0 0 0 0 0 0 0 0 1 0 1 0 0 0 0												
Inning Stats	R: 0 E: 0 K: 0 S: 3	H: 0 LOB: 1 BB: 1 P: 7	R: 0 E: 0 K: 1 S: 4	H: 0 LOB: 0 BB: 1 P: 8	R: 0 E: 0 K: 0 S: 4	H: 1 LOB: 2 BB: 1 P: 8	R: 0 E: 0 K: 0 S: 3	H: 0 LOB: 0 BB: 0 P: 3	R: 0 E: 0 K: 0 S: 3	H: 0 LOB: 0 BB: 0 P: 3	R: 1 E: 0 K: 0 S: 4	H: 2 LOB: 0 BB: 0 P: 4	R: 1 E: 0 K: 1 S: 6	H: 1 LOB: 0 BB: 0 P: 6	R: 0 E: 0 K: 0 S: 5	H: 2 LOB: 2 BB: 0 P: 5	R: 0 E: 0 K: 1 S: 6	H: 1 LOB: 1 BB: 0 P: 6	1B: 6 2B: 0 3B: 0 HR: 1	SF: 0 SAC: 0 DP: 1 HBP: 0	WP: 0 PB: 0 SB: 0 CS: 1	PA: 35
PITCHER	IP WLS BF H R ER SO BB IBB HBP BLK WP HR S P ERA WHIP																					
Howie Koplitz, R (1, 1) ERA: 3.14	7.1 W 29 6 2 2 2 3 0 0 0 0 0 1 30 42 2.46 1.227																					
Mike McCormick, L (8, 1) ERA: 3.33	0.1 1 0 0 0 0 0 0 0 0 0 0 0 1 1 0.00 0.000																					
Steve Ridzik, R (8, 1) ERA: 4.1	1.1 S 5 1 0 0 1 0 0 0 0 0 0 0 7 7 0.00 0.750																					

livebaseballscorecards.com

AB	32
R	2
H	7
RBI	1
BB	3
SO	3
LOB	15



Batter	1	2	3	4	5	6	7	8	9
Joe Cunningham, L (1, 3) OBP: 0.426, SLG: 0.362	0-0 1-3	0-0 FC4-6 1B			0-0 HR 1B	0-3 K		0-0 F7	
Ken McMullen, R (1, 5) OBP: 0.313, SLG: 0.417	0-3 K	0-0 FC4-6 1-2f			0-0 HR	0-0 F5		0-0 F8	
Woodie Held, R (1, 9) OBP: 0.433, SLG: 0.564 (6, 8)	4-0 1B BB		0-0 6-3		0-0 1B BB 2B	4-0 PB BB		0-3 K	
Frank Howard, R (1, 7) OBP: 0.362, SLG: 0.491	0-0 FC4-6 1-3 1B		0-0 L8		0-0 BB WP 1B	4-0 1-2 BB			
Don Lock, R (1, 8) OBP: 0.349, SLG: 0.306	0-0 FC4-6 1-2f		0-0 6-3		4-0 BB 1-2 IBB	0-0 F4			
Jim King, L (5, PH) OBP: 0.368, SLG: 0.468 (6, 9)									
Don Zimmer, R (1, 2) OBP: 0.333, SLG: 0.400		0-0 SH3-4 1B 1B		0-0 6-3	4-0 1-2 2-3 3-H BB	0-0 5-6-3			
Ken Hamlin, R (1, 4) OBP: 0.271, SLG: 0.321		0-0 F9		0-0 6-3	0-3 K	0-0 1B			
Don Blasingame, L (5, PH) OBP: 0.286, SLG: 0.333 (6, 4)									
Ed Brinkman, R (1, 6) OBP: 0.221, SLG: 0.254		0-0 E6 SH3-4 1B		0-0 1B	0-0 F2	0-0 F8			
Howie Koplitz, R (1, 1) OBP: 0.250, SLG: 0.077		0-0 SH3-4		0-0 2-3	0-3 K	0-3 K			
Mike McCormick, L (8, 1) OBP: 0.167, SLG: 0.167									

AB	R	H	RBI	BB	SO	LOB
5	1	2	2	0	1	0
5	1	1	2	0	1	1
3	1	1	0	2	1	0
3	0	2	0	1	0	0
2	0	0	0	0	0	2
1	0	0	0	1	0	2
3	1	1	1	1	0	0
2	0	0	0	0	0	1
2	0	1	0	0	1	3
4	1	1	0	0	0	5
3	0	0	0	0	2	5
0	0	0	0	0	0	0
0	0	0	0	0	0	0

Kansas City Athletics @ Washington Senators
D.C. Stadium, Washington, DC
 Mon May 31 1965, 3:33 AM EDT
 Unknown

livebaseballscorecards.com

AB	33
R	5
H	9
RBI	5
BB	5
SO	6
LOB	19



Inning Stats	R: 0	H: 1	E: 0	K: 1	S: 6	LOB: 2	BB: 1	P: 10
	R: 2	H: 2	E: 1	K: 0	S: 6	LOB: 1	BB: 0	P: 6
	R: 0	H: 0	E: 0	K: 0	S: 3	LOB: 0	BB: 0	P: 3
	R: 0	H: 1	E: 0	K: 0	S: 4	LOB: 1	BB: 0	P: 4
	R: 3	H: 4	E: 0	K: 2	S: 11	LOB: 3	BB: 2	P: 19
	R: 0	H: 0	E: 0	K: 1	S: 5	LOB: 2	BB: 2	P: 13
	R: 0	H: 1	E: 0	K: 1	S: 6	LOB: 1	BB: 0	P: 6
	R: 0	H: 0	E: 0	K: 1	S: 5	LOB: 0	BB: 0	P: 5

1B	2B	3B	HR	SF	SAC	DP	HBP
7	1	0	1	0	0	0	0

WP	PA
1	39

PITCHER	IP	WLS	BF	H	R	ER	SO	BB	IBB	HBP	BLK	WP	HR	S	P	ERA	WHIP
John O'Donoghue, L (1, 1) ERA: 4.32	4.0	L	22	8	5	4	1	1	0	0	0	0	1	23	27	9.00	2.250
Catfish Hunter, R (5, 1) ERA: 5.25	3.0		14	1	0	0	4	3	1	0	0	1	0	18	34	0.00	1.333
Jim Dickson, R (8, 1) ERA: 4.84	1.0		3	0	0	0	1	0	0	0	0	0	0	5	5	0.00	0.000

Batter	1	2	3	4	5	6	7	8	9	AB R H RBI BB SO LOB	TOP
Bert Campaneris, R (1, 7) OBP: 0.331, SLG: 0.442	0-0 6-3		0-0 HR		0-0 F8		0-0 F8			4 1 1 1 0 0 1	
Wayne Causey, L (1, 6) OBP: 0.339, SLG: 0.290	4-0 G6-4-3 BB		4-0 WP BB		0-0 4-3			0-0 WP 1B		2 0 1 0 2 0 0	
Ken Harrelson, R (1, 3) OBP: 0.319, SLG: 0.409	0-0 G6-4-3 1-2f		4-0 BB		0-0 5-3			0-0 F9 1-2		3 0 0 0 1 0 2	
Nelson Mathews, R (1, 8) OBP: 0.365, SLG: 0.410		0-0 F3	0-3 K		0-0 5-3			0-3 K		4 0 0 0 0 2 3	
Ed Charles, R (1, 5) OBP: 0.314, SLG: 0.399		0-0 S 1B		0-0 F9		4-0 FC6-4 BB		0-0 F9		3 0 1 0 1 0 1	
Mike Hershberger, R (1, 9) OBP: 0.222, SLG: 0.265		0-0 6-3 1-2		4-0 BB		0-0 FC6-4 1-2f		0-0 F2		3 0 0 0 1 0 2	
Dick Green, R (1, 4) OBP: 0.335, SLG: 0.395		0-3 K		0-0 F8			0-0 F8		0-0 F3	4 0 0 0 0 1 2	
Rene Lachemann, R (1, 2) OBP: 0.324, SLG: 0.563			0-0 F7	0-0 5-3			0-0 F3		0-3 K	4 0 0 0 0 1 1	
Diego Segui, R (1, 1) OBP: 0.353, SLG: 0.438			0-3 K		0-3 K					3 0 1 0 0 2 0	
Orlando Pena, R (8, 1) OBP: 0.200, SLG: 0.111										0 0 0 0 0 0 0	
Inning Stats	R: 0 E: 0 K: 0 S: 2 H: 0 LOB: 0 BB: 1 P: 6	R: 0 E: 0 K: 1 S: 6 H: 1 LOB: 1 BB: 0 P: 6	R: 1 E: 0 K: 2 S: 8 H: 1 LOB: 2 BB: 2 P: 16	R: 0 E: 0 K: 0 S: 3 H: 0 LOB: 1 BB: 1 P: 7	R: 0 E: 0 K: 1 S: 5 H: 0 LOB: 0 BB: 0 P: 5	R: 0 E: 0 K: 0 S: 3 H: 0 LOB: 1 BB: 1 P: 7	R: 0 E: 0 K: 0 S: 4 H: 1 LOB: 1 BB: 0 P: 4	R: 0 E: 0 K: 1 S: 6 H: 1 LOB: 1 BB: 0 P: 6	R: 0 E: 0 K: 1 S: 5 H: 0 LOB: 0 BB: 0 P: 5	1B: 2 2B: 1 3B: 0 HR: 1 SF: 0 SAC: 0 DP: 1 HBP: 0	WP: 2 PB: 0 SB: 1 CS: 0 PA: 35
PITCHER Pete Richert, L (1, 1) ERA: 4.18	IP: 9.0 WLS: W BF: 35 H: 4 R: 1 ER: 1 SO: 6 BB: 5 IBB: 0 HBP: 0 BLK: 0 WP: 2 HR: 1 S: 42 P: 62 ERA: 1.00 WHIP: 1.000										

Kansas City Athletics @ Washington Senators
D.C. Stadium, Washington, DC
 Mon May 31 1965, 3:38 AM EDT
 Att: 11,018 - Unknown

livebaseballscorecards.com

AB	30
R	1
H	4
RBI	1
BB	5
SO	6
LOB	12




Batter	1	2	3	4	5	6	7	8	9	AB	R	H	RBI	BB	SO	LOB	BOTTOM																					
Joe Cunningham, L OBP: 0.415, SLG: 0.373 (1, 3)	0-0 3-1			0-0 2B	0-0 F7			0-0 4-3		4	0	1	0	0	0	0	Kansas City Athletics @ Washington Senators D.C. Stadium, Washington, DC Mon May 31 1965, 3:38 AM EDT Att. 11,018 - Unknown																					
Don Blasingame, L OBP: 0.285, SLG: 0.349 (1, 4)	0-0 5-3			0-3 K		0-0 1-3		0-0 HR		4	1	1	1	0	1	1																						
Ken McMullen, R OBP: 0.312, SLG: 0.413 (1, 5)	0-0 F3			0-0 1-3		0-3 K		0-0 1B		4	0	1	0	0	1	1																						
Frank Howard, R OBP: 0.355, SLG: 0.480 Don Lock, R OBP: 0.349, SLG: 0.306 (1, 7) (9, 8)		0-3 K		0-3 K		0-3 K		0-3 K		4	0	0	0	0	4	2																						
Jim King, L OBP: 0.378, SLG: 0.525 (1, 9)		0-3 K			0-0 1B 2B			0-0 HR		3	2	2	1	0	1	0																						
Woodie Held, R OBP: 0.423, SLG: 0.546 (1, 8) (9, 7)		0-3 K			0-0 6-3			0-3 K		3	0	0	0	0	2	1																						
Mike Brumley, L OBP: 0.173, SLG: 0.116 (1, 2)			0-0 F8		0-0 HR			0-0 4-3		3	1	1	1	0	0	0																						
Ed Brinkman, R OBP: 0.224, SLG: 0.277 (1, 6)			0-3 K		0-0 HR			0-0 F7		3	1	1	2	0	1	0																						
Pete Richert, L OBP: 0.071, SLG: 0.071 (1, 1)			0-3 K		0-3 K			0-3 K2-3		3	0	0	0	0	3	0																						
Inning Stats	R: 0 E: 0 K: 0 S: 3	H: 0 LOB: 0 BB: 0 P: 3	R: 0 E: 0 K: 3 S: 9	H: 0 LOB: 0 BB: 0 P: 9	R: 0 E: 0 K: 2 S: 7	H: 0 LOB: 0 BB: 0 P: 7	R: 0 E: 0 K: 2 S: 8	H: 1 LOB: 1 BB: 0 P: 8	R: 3 E: 0 K: 1 S: 8	H: 3 LOB: 0 BB: 0 P: 8	R: 0 E: 0 K: 2 S: 7	H: 0 LOB: 0 BB: 0 P: 7	R: 1 E: 0 K: 1 S: 6	H: 1 LOB: 0 BB: 0 P: 6	R: 1 E: 0 K: 2 S: 9	H: 2 LOB: 1 BB: 0 P: 9		1B: 2 2B: 2 3B: 0 HR: 3	SF: 0 SAC: 0 DP: 0 HBP: 0	WP: 0 PB: 0 SB: 0 CS: 0	PA: 31																	
PITCHER	IP	WLS	BF	H	R	ER	SO	BB	IBB	HBP	BLK	WP	HR	S	P	ERA	WHIP	PITCHER				IP	WLS	BF	H	R	ER	SO	BB	IBB	HBP	BLK	WP	HR	S	P	ERA	WHIP
Diego Segui, R ERA: 4.86 (1, 1)	7.0	L	26	5	4	4	11	0	0	0	0	0	2	48	48	5.14	0.714																					
Orlando Pena, R ERA: 5.28 (8, 1)	1.0		5	2	1	1	2	0	0	0	0	0	1	9	9	9.00	2.000																					

livebaseballscorecards.com

AB 31
R 5
H 7
RBI 5
BB 0
SO 13
LOB 5



Batter	1	2	3	4	5	6	7	8	9	AB R H RBI BB SO LOB	TOP											
Joe Cunningham, L (1, 3) OBP: 0.443, SLG: 0.473	4-0 BB G4-6-3		0-0 4-3		0-0 2B		0-0 1B 2-H 3-H	0-0 HR 1-H 3-H		4 1 3 5 1 0 0												
Don Blasingame, L (1, 4) OBP: 0.277, SLG: 0.339	0-0 G4-6-3 1-2f		0-0 3-1			0-0 4-3		F6 K		5 0 0 0 0 1 1												
Ken McMullen, R (1, 5) OBP: 0.319, SLG: 0.421	0-0 2B		0-0 F5			0-0 F2		0-0 HR 1B	4-0 HR BB	4 3 2 0 1 0 0												
Frank Howard, R (1, 7) OBP: 0.361, SLG: 0.522	0-0 2B 2-H			0-0 E1 6-3		0-0 HR		0-0 HR 1-H	0-3 K	5 2 3 4 0 1 1												
Jim King, L (1, 9) OBP: 0.369, SLG: 0.541	0-0 1-3			0-0 6-3 1-2		0-0 L6		0-0 1-3	0-0 HR 1-H	5 1 1 2 0 0 2												
Woodie Held, R (1, 8) OBP: 0.425, SLG: 0.535		0-0 6-3		0-3 K			4-0 SH1-4 1B BB	4-0 2B BB	0-0 5-3	2 2 0 0 2 1 1 1 0 0 0 0 0 0												
Don Lock, R (8, 8) OBP: 0.347, SLG: 0.303																						
Don Zimmer, R (1, 2) OBP: 0.358, SLG: 0.381		4-0 BB		0-0 F8			4-0 1B SH1-4 BB	4-0 2B BB	0-3 K	2 2 0 0 3 1 1	AB 34 R 13 H 10 RBI 13 BB 8 SO 6 LOB 10											
Ed Brinkman, R (1, 6) OBP: 0.226, SLG: 0.286		0-3 K			0-0 L7		0-0 SH1-4	0-0 HR 2B 1-H 2-H		3 1 1 2 0 1 1												
Phil Ortega, R (1, 1) OBP: 0.222, SLG: 0.240		0-0 5-3			0-0 G3		0-3 K	4-0 HR BB		3 1 0 0 1 1 3												
Inning Stats	R: 1 E: 0 K: 0 S: 4	H: 2 LOB: 1 BB: 1 P: 8	R: 0 E: 0 K: 1 S: 5	H: 0 LOB: 1 BB: 1 P: 9	R: 0 E: 0 K: 0 S: 3	H: 0 LOB: 0 BB: 0 P: 3	R: 0 E: 1 K: 1 S: 6	H: 0 LOB: 1 BB: 0 P: 6	R: 0 E: 0 K: 0 S: 3	H: 1 LOB: 1 BB: 0 P: 3	R: 1 E: 0 K: 0 S: 4	H: 1 LOB: 0 BB: 0 P: 4	R: 2 E: 0 K: 1 S: 5	H: 1 LOB: 1 BB: 2 P: 13	R: 7 E: 0 K: 1 S: 9	H: 4 LOB: 0 BB: 3 P: 21	R: 2 E: 0 K: 2 S: 8	H: 1 LOB: 0 BB: 1 P: 12	1B: 2 2B: 4 3B: 0 HR: 4	SF: 0 SAC: 1 DP: 1 HBP: 0	WP: 0 PB: 0 SB: 0 CS: 0	PA: 43
PITCHER	IP WLS BF H R ER SO BB IBB HBP BLK WP HR S P ERA WHIP																					
Fred Newman, R (1, 1) ERA: 3.71	7.2 L 35 8 9 9 3 6 0 0 0 0 2 35 59 10.56 1.826																					
Ron Piche, R (8, 1) ERA: 6.62	1.1 8 2 4 4 3 2 0 0 0 0 2 12 20 27.00 3.000																					

Washington Senators @ Los Angeles Angels
 Dodger Stadium, Los Angeles, CA
 Wed Jun 02 1965, 7:05 PM PDT
 Unknown

livebaseballscores.com

Batter	1	2	3	4	5	6	7	8	9	AB R H RBI BB SO LOB
--------	---	---	---	---	---	---	---	---	---	----------------------

Jose Cardenal, R <small>(1, 8)</small> <small>OBP: 0.305, SLG: 0.426</small>	0-0 		4-0 			0-0 		0-0 		3 0 1 0 1 0 0
Albie Pearson, L <small>(1, 9)</small> <small>OBP: 0.357, SLG: 0.369</small>	0-0 		0-0 			0-0 		0-0 		4 0 2 0 0 0 1
Jim Fregosi, R <small>(1, 6)</small> <small>OBP: 0.263, SLG: 0.367</small>	0-0 		0-0 			0-0 		0-0 		4 0 1 0 0 0 3
Willie Smith, L <small>(1, 7)</small> <small>OBP: 0.260, SLG: 0.395</small>	0-0 			0-0 		0-0 		0-0 		4 0 0 0 0 0 4
Buck Rodgers, S <small>(1, 2)</small> <small>OBP: 0.281, SLG: 0.288</small>		0-3 		0-0 		0-3 		0-0 		4 0 0 0 0 2 1
Costen Shockley, L <small>(1, 3)</small> <small>OBP: 0.273, SLG: 0.286</small>		1-0 		0-3 		0-0 				2 0 1 0 0 1 0
Paul Schaal, R <small>(1, 5)</small> <small>OBP: 0.286, SLG: 0.406</small> Ron Piche, R <small>(8, 1)</small>		0-0 		4-0 		0-0 				2 0 0 0 1 0 2
Bobby Knoop, R <small>(1, 4)</small> <small>OBP: 0.327, SLG: 0.390</small>		0-3 		0-0 		0-0 				3 0 0 0 0 1 2
Fred Newman, R <small>(1, 1)</small> <small>OBP: 0.143, SLG: 0.040</small> Julio Gotay, R <small>(8, 5)</small> <small>OBP: 0.286, SLG: 0.362</small>			0-0 		0-3 		0-3 			2 0 0 0 0 1 0

Inning Stats	R: 0	H: 2	R: 0	H: 0	R: 0	H: 0	R: 0	H: 0	R: 0	H: 1	R: 0	H: 1	R: 0	H: 0	R: 0	H: 1	R: 0	H: 0	R: 0	H: 1	1B: 5	SF: 0	WP: 0	PA: 32
	E: 0	LOB: 1	E: 0	LOB: 1	E: 0	LOB: 0	E: 0	LOB: 0	E: 2	LOB: 1	E: 0	LOB: 0	E: 0	LOB: 0	E: 0	LOB: 1	E: 0	LOB: 0	E: 0	LOB: 1	2B: 2	SAC: 0	PB: 0	
	K: 0	BB: 0	K: 2	BB: 0	K: 1	BB: 0	K: 1	BB: 1	K: 0	BB: 0	K: 1	BB: 0	K: 1	BB: 0	K: 0	BB: 0	K: 0	BB: 0	K: 0	BB: 0	3B: 0	DP: 3	SB: 3	
	S: 4	P: 4	S: 7	P: 8	S: 3	P: 5	S: 4	P: 8	S: 4	P: 4	S: 5	P: 5	S: 5	P: 5	S: 4	P: 4	S: 4	P: 4	S: 4	P: 4	HR: 0	HBP: 1	CS: 0	

PITCHER	IP	WLS	BF	H	R	ER	SO	BB	IBB	HBP	BLK	WP	HR	S	P	ERA	WHIP	PITCHER	IP	WLS	BF	H	R	ER	SO	BB	IBB	HBP	BLK	WP	HR	S	P	ERA	WHIP
Phil Ortega, R <small>(1, 1)</small> <small>ERA: 4.36</small>	9.0	W	32	5	0	0	6	2	0	1	0	0	0	41	50	0.00	0.778																		

BOTTOM

Washington Senators @ Los Angeles Angels
 Dodger Stadium, Los Angeles, CA
 Wed Jun 02 1965, 7:05 PM PDT
 Unknown

livebaseballscorecards.com

AB	29
R	0
H	5
RBI	0
BB	2
SO	6
LOB	13



Batter	1	2	3	4	5	6	7	8	9	AB R H RBI BB SO LOB	TOP	
Joe Cunningham, L (1, 3) OBP: 0.440, SLG: 0.467	0-0 6-3		0-3 K		0-0 SH1 1B		0-0 1B 4-3 1B	0-0 4-3		5 1 2 0 0 1 1	<p>Washington Senators @ Los Angeles Angels</p> <p>Dodger Stadium, Los Angeles, CA</p> <p>Wed Jun 02 1965, 7:05 PM PDT</p> <p>Att. 6,093 - Unknown</p> <p>livebaseballscorecards.com</p>	
Don Blasingame, L (1, 4) OBP: 0.282, SLG: 0.343	0-0 E S HR 1B		0-0 1B 1B		0-0 SH1 1-2		0-0 4-3	0-0 F5	4 1 2 1 0 0 1			
Ken McMullen, R (1, 5) OBP: 0.327, SLG: 0.443	0-0 1-H HR		0-0 1-2 1B		0-0 5-3		0-0 1B 1B	0-0 F9	5 2 3 2 0 0 1			
Frank Howard, R (1, 7) OBP: 0.367, SLG: 0.524 Don Lock, R (9, 8) OBP: 0.347, SLG: 0.303	0-0 FC5-4 1B		0-0 F2		0-0 F7		0-0 1B 1B	0-0 HBP 2B 1B	5 1 3 1 0 0 3 0 0 0 0 0 0 0			
Jim King, L (1, 9) OBP: 0.380, SLG: 0.534	0-0 F8		0-0 F8		0-0 F8		0-0 1-3 2-H 1B	1-0 2B HBP	3 1 1 1 1 0 3			
Woodie Held, R (1, 8) OBP: 0.417, SLG: 0.529	0-0 FC5-4 1-2f		0-0 F8		0-0 F8		0-0 G6-4-3 BB	0-0 2B HBP	5 0 1 2 0 1 4			
Mike Brumley, L (1, 2) OBP: 0.188, SLG: 0.123		0-0 1-3		0-0 1B		0-0 F8		0-0 F8	4 0 1 0 1 0 1			
Ed Brinkman, R (1, 6) OBP: 0.220, SLG: 0.278		0-0 5-3		0-0 F5		0-0 F8		0-0 SH4-3 BB	4 0 0 0 0 1 2			
Bennie Daniels, L (1, 1) OBP: 0.278, SLG: 0.133 Ron Kline, R (7, 1)		0-0 4-3		0-3 K		0-0 F8		0-0 SH4-3	3 1 1 0 0 1 1 0 0 0 0 0 0 0			
Inning Stats	R: 2 H: 3 E: 0 LOB: 1 K: 0 BB: 0 S: 6 P: 6	R: 0 H: 0 E: 0 LOB: 0 K: 0 BB: 0 S: 3 P: 3	R: 0 H: 2 E: 0 LOB: 2 K: 1 BB: 0 S: 7 P: 7	R: 0 H: 1 E: 0 LOB: 1 K: 1 BB: 0 S: 6 P: 6	R: 0 H: 1 E: 0 LOB: 1 K: 0 BB: 0 S: 4 P: 4	R: 0 H: 0 E: 0 LOB: 0 K: 0 BB: 1 S: 2 P: 6	R: 3 H: 5 E: 0 LOB: 2 K: 1 BB: 0 S: 10 P: 10	R: 0 H: 0 E: 0 LOB: 1 K: 1 BB: 1 S: 5 P: 9	R: 2 H: 2 E: 0 LOB: 1 K: 0 BB: 0 S: 5 P: 6	1B: 12 SF: 0 2B: 1 SAC: 2 3B: 0 DP: 1 HR: 1 HBP: 1		WP: 0 PA: 43 PB: 0 SB: 1 CS: 0
PITCHER Aubrey Gatewood, R (1, 1) ERA: 4.76 Bob Lee, R (7, 1) ERA: 1.97	IP WLS BF H R ER SO BB IBB HBP BLK WP HR S P ERA WHIP											PITCHER IP WLS BF H R ER SO BB IBB HBP BLK WP HR S P ERA WHIP



Batter	1	2	3	4	5	6	7	8	9	AB	R	H	RBI	BB	SO	LOB
Jose Cardenal, R (1, 8) OBP: 0.304, SLG: 0.422	0-0 F9 1B 1B	0-3 K			0-0 F7			0-0 F9		4	1	1	0	0	1	2
Albie Pearson, L (1, 9) OBP: 0.353, SLG: 0.364	0-0 PB F9 1-2 1B		0-0 L8		0-0 E6 G1-6-3			0-0 4-3		4	0	1	0	0	0	1
Jim Fregosi, R (1, 6) OBP: 0.268, SLG: 0.375	0-0 F9 1-2 2-3		0-0 4-3 2B		0-0 G1-6-3 1-2f			0-0 1B		4	0	2	0	0	0	4
Willie Smith, L (1, 7) OBP: 0.260, SLG: 0.392	0-0 PB 1B		0-0 4-3 2-3			0-0 4-3		0-0 F8		4	0	1	1	0	0	2
Joe Adcock, R (1, 3) OBP: 0.296, SLG: 0.435	0-0 F9 1-2 2-3		0-0 K			0-3 K			0-0 E3 G4-3	4	0	0	0	0	2	3
Paul Schaal, R (1, 5) OBP: 0.287, SLG: 0.401	0-0 6-3			4-0 F7 BB		0-0 1-3			0-0 F8	2	0	0	0	1	0	2
Bob Lee, R (7, 1) OBP: 0.222, SLG: 0.500										0	0	0	0	0	0	0
Costen Shockley, L (9, PH) OBP: 0.270, SLG: 0.283										1	0	0	0	0	0	1
Julio Gotay, R (1, 4) OBP: 0.264, SLG: 0.333		0-0 5-3			0-0 F7 1-2			0-0 L4		4	0	0	0	0	0	2
Phil Roof, R (1, 2) OBP: 0.136, SLG: 0.136		0-0			0-3 K			0-0 F7		2	0	1	0	0	1	0
Buck Rodgers, S (7, PH) OBP: 0.279, SLG: 0.286										1	0	0	0	0	0	0
Aubrey Gatewood, R (1, 1) OBP: 0.500, SLG: 0.667		0-3 K				4-0 E BB		0-3 K		1	0	0	0	1	1	1
Bobby Knoop, R (7, 4) OBP: 0.325, SLG: 0.387										1	0	0	0	0	1	0

Inning Stats	R: 1	H: 3	E: 0	K: 0	S: 6	LOB: 2	BB: 0	P: 6	R: 0	H: 1	E: 0	K: 2	S: 8	LOB: 1	BB: 0	P: 8	R: 0	H: 1	E: 0	K: 1	S: 6	LOB: 0	BB: 1	P: 8	R: 0	H: 0	E: 1	K: 0	S: 3	LOB: 1	BB: 1	P: 7	R: 0	H: 0	E: 0	K: 1	S: 5	LOB: 0	BB: 0	P: 5	R: 0	H: 0	E: 0	K: 1	S: 5	LOB: 0	BB: 0	P: 5	R: 0	H: 1	E: 0	K: 0	S: 4	LOB: 1	BB: 0	P: 4	R: 0	H: 0	E: 1	K: 0	S: 3	LOB: 0	BB: 0	P: 3	1B: 5	2B: 1	3B: 0	HR: 0	SF: 0	SAC: 0	DP: 2	HBP: 0	WP: 0	PB: 1	SB: 0	CS: 0	PA: 34
PITCHER	IP	WLS	BF	H	R	ER	SO	BB	IBB	HBP	BLK	WP	HR	S	P	ERA	WHIP																																																												
Bennie Daniels, R (1, 1) ERA: 3.47	6.0	W	24	5	1	1	5	2	0	0	0	0	0	32	40	1.50	1.167																																																												
Ron Kline, R (7, 1) ERA: 2.32	3.0	S	10	1	0	0	1	0	0	0	0	0	0	12	12	0.00	0.333																																																												

BOTTOM

Washington Senators @ Los Angeles Angels
Dodger Stadium, Los Angeles, CA

Wed Jun 02 1965, 7:05 PM PDT
Att. 6,093 - Unknown

livebaseballscorecards.com

AB	32
R	1
H	6
RBI	1
BB	2
SO	6
LOB	18



Batter	1	2	3	4	5	6	7	8	9	AB R H RBI BB SO LOB	TOP		
Joe Cunningham, L (1, 3) OBP: 0.413, SLG: 0.431	0-0 E6 G4-6-3		0-0 1-3		0-0 4-3		0-0 E4 2B HR		0-0 1-3	5 1 0 0 0 0 0			
Ken McMullen, R (1, 5) OBP: 0.328, SLG: 0.448	0-0 G4-6-3 1-2f		0-0 1B G6-4-3		0-0 4-3		0-0 1-3 HR 2B		0-0 5-3	5 1 2 0 0 0 1			
Woodie Held, R (1, 9) OBP: 0.419, SLG: 0.556	0-0 1B 1B		0-0 G6-4-3 1-2f			0-0 F9	0-0 HR			4 1 2 3 0 0 1			
Frank Howard, R (1, 7) OBP: 0.369, SLG: 0.523	0-0 1-2 1B			0-0 E6 2B		0-0 1-3 BB 1B	0-3 K			4 1 2 0 0 1 0			
Don Lock, R (1, 8) OBP: 0.351, SLG: 0.312	0-3 K			0-0 1-H 2B		4-0 1-3 BB	0-0 5-3			3 0 1 1 1 1 2			
Don Zimmer, R (1, 2) OBP: 0.351, SLG: 0.391		0-0 2B		0-0 6-3		0-0 1-3		0-0 F5		4 0 1 0 0 0 3			
Ken Hamlin, R (1, 4) OBP: 0.254, SLG: 0.298		0-0 F3		0-0 6-3		0-0 L8		0-0 E1 G5-4-3		4 0 0 0 0 0 4			
Ed Brinkman, R (1, 6) OBP: 0.221, SLG: 0.284		0-0 F8		0-0 6-3			0-0 E 2B	0-0 G5-4-3 1-2f		4 1 1 0 0 0 3			
Howie Koplitz, R (1, 1) Steve Ridzik, R (6, 1) Frank Kreutzer, R (6, 1) Doug Camilli, R (7, PH) Marshall Bridges, S (7, 1) Bob Chance, L (8, PH)		0-0 F8		0-0 F8		0-0 F8	0-0 P4		0-0 L3	2 0 0 0 0 0 1 0 0 0 0 0 0 0 0 0 0 0 0 0 0 1 0 0 0 0 0 1 0 0 0 0 0 0 0 1 0 0 0 0 0 0			
Inning Stats	R: 0 H: 2 E: 1 LOB: 2 K: 1 BB: 0 S: 7 P: 7	R: 0 H: 1 E: 0 LOB: 1 K: 0 BB: 0 S: 4 P: 4	R: 0 H: 1 E: 0 LOB: 0 K: 0 BB: 0 S: 3 P: 3	R: 1 H: 1 E: 1 LOB: 1 K: 0 BB: 0 S: 5 P: 5	R: 0 H: 0 E: 0 LOB: 0 K: 0 BB: 0 S: 3 P: 3	R: 0 H: 1 E: 0 LOB: 2 K: 0 BB: 1 S: 4 P: 8	R: 4 H: 3 E: 1 LOB: 0 K: 1 BB: 0 S: 9 P: 9	R: 0 H: 0 E: 1 LOB: 0 K: 0 BB: 0 S: 3 P: 3	R: 0 H: 0 E: 0 LOB: 0 K: 0 BB: 0 S: 3 P: 3	1B: 4 SF: 0 2B: 4 SAC: 0 3B: 0 DP: 3 HR: 1 HBP: 0	WP: 0 PA: 38 PB: 0 SB: 0 CS: 0		
PITCHER	IP WLS BF H R ER SO BB IBB HBP BLK WP HR S P ERA WHIP											PITCHER	IP WLS BF H R ER SO BB IBB HBP BLK WP HR S P ERA WHIP
Jim Kaat, L (1, 1) ERA: 2.08	6.1 W 30 9 5 3 1 1 0 0 0 0 0 1 31 35 4.26 1.579												
Jerry Fosnow, L (7, 1) ERA: 4.23	2.2 S 8 0 0 0 1 0 0 0 0 0 0 0 10 10 0.00 0.000												

Washington Senators @ Minnesota Twins
Metropolitan Stadium, Bloomington, MI

Fri Jun 04 1965, 8:05 PM EDT
Att. 12,765 - Unknown - 73 F

livebaseballscorecards.com

AB 37
R 5
H 9
RBI 4
BB 1
SO 2
LOB 16



Batter	1	2	3	4	5	6	7	8	9
Zoilo Versalles, R OBP: 0.299, SLG: 0.495 (1, 6)	0-0 P4		0-3 K		0-0 P6	0-0 1B		4-0 FC1-5 BB	
Jerry Kindall, R OBP: 0.299, SLG: 0.331 (1, 4)	0-0 1B 2B		0-0 F8		0-0 P6	0-0 1B		0-0 FC1-5	
Tony Oliva, L OBP: 0.286, SLG: 0.463 Joe Nossek, R OBP: 0.227, SLG: 0.211 (1, 9) (7, 8)	0-0 1B		0-0 5-3		0-0 F7	0-0 6-3		0-0 6-3	
Harmon Killebrew, R OBP: 0.368, SLG: 0.444 (1, 3)	0-3 K			0-0 F8		0-3 K	0-0 6-3	4-0 IBB	
Jimmie Hall, L OBP: 0.390, SLG: 0.569 (1, 8) (7, 9)	0-0 5-3			0-0 IHR		0-0 1B 2B	0-0 E 2B	0-0 F7	
Bob Allison, R OBP: 0.409, SLG: 0.521 (1, 7)		0-0 HR		4-0 PB S BB		0-0 2B 1B	0-0 5-3		
Rich Rollins, R OBP: 0.290, SLG: 0.333 (1, 5)		0-0 6-3		0-0 P6		4-0 2B 1B IBB	0-0 E1		
Jerry Zimmerman, R OBP: 0.300, SLG: 0.291 (1, 2)		0-0 5-3		4-0 IBB		0-0 P6	0-0 1-3		
Jim Kaat, L OBP: 0.206, SLG: 0.235 Jerry Fosnow, R (1, 1) (7, 1)		0-3 K		0-3 K		0-0 1B 2B		0-3 K FC1-5 BB	

AB R H RBI BB SO LOB

4	1	1	2	1	1	0
5	1	2	1	0	0	2
4	0	1	1	0	0	1
1	0	0	0	0	0	2
4	0	0	0	1	2	1
5	3	3	1	0	0	4
3	2	2	1	1	0	1
3	1	0	0	1	0	1
3	0	0	0	1	0	4
3	1	1	2	0	2	2
1	0	0	0	0	1	0

1B: 5	SF: 0	WP: 0	PA: 41
2B: 3	SAC: 0	PB: 1	
3B: 0	DP: 0	SB: 1	
HR: 2	HBP: 0	CS: 0	

AB	36
R	9
H	10
RBI	8
BB	5
SO	6
LOB	18



Washington Senators @ Minnesota Twins
Metropolitan Stadium, Bloomington, MI
Fri Jun 04 1965, 8:05 PM EDT
Att: 12,765 - Unknown - 73 F

Inning Stats	R	H	E	K	S	R	H	E	K	S	R	H	E	K	S	R	H	E	K	S	R	H	E	K	S	R	H	E	K	S	R	H	E	K	S
R: 1 E: 0 K: 1 S: 7	H: 2 LOB: 1 BB: 0 P: 7	R: 1 E: 0 K: 1 S: 6	H: 1 LOB: 0 BB: 0 P: 6	R: 0 E: 0 K: 1 S: 5	H: 0 LOB: 0 BB: 0 P: 5	R: 1 E: 0 K: 1 S: 6	H: 1 LOB: 2 BB: 2 P: 14	R: 0 E: 0 K: 0 S: 3	H: 0 LOB: 0 BB: 0 P: 3	R: 5 E: 0 K: 1 S: 10	H: 5 LOB: 1 BB: 1 P: 14	R: 1 E: 1 K: 0 S: 5	H: 1 LOB: 1 BB: 0 P: 5	R: 0 E: 1 K: 1 S: 6	H: 0 LOB: 3 BB: 2 P: 14	R: 1 E: 1 K: 0 S: 5	H: 1 LOB: 1 BB: 0 P: 5	R: 0 E: 1 K: 1 S: 6	H: 0 LOB: 3 BB: 2 P: 14	R: 0 E: 1 K: 1 S: 6	H: 0 LOB: 3 BB: 2 P: 14	R: 0 E: 1 K: 1 S: 6	H: 0 LOB: 3 BB: 2 P: 14	R: 0 E: 1 K: 1 S: 6	H: 0 LOB: 3 BB: 2 P: 14	R: 0 E: 1 K: 1 S: 6	H: 0 LOB: 3 BB: 2 P: 14	R: 0 E: 1 K: 1 S: 6	H: 0 LOB: 3 BB: 2 P: 14	R: 0 E: 1 K: 1 S: 6	H: 0 LOB: 3 BB: 2 P: 14	R: 0 E: 1 K: 1 S: 6	H: 0 LOB: 3 BB: 2 P: 14		

PITCHER	IP	WLS	BF	H	R	ER	SO	BB	IBB	HBP	BLK	WP	HR	S	P	ERA	WHIP
Howie Koplitz, R ERA: 5.4 (1, 1)	5.2	L	27	7	7	7	5	1	1	0	0	0	1	34	46	11.12	1.412
Steve Ridzik, R ERA: 4.32 (6, 1)	0.0		2	2	1	1	0	0	0	0	0	0	0	2	2	∞	∞
Frank Kreutzer, L ERA: 4.71 (6, 1)	0.1		1	0	0	0	0	0	0	0	0	0	0	1	1	0.00	0.000
Marshall Bridges, L ERA: 2.16 (7, 1)	2.0		11	1	1	0	1	1	1	0	0	0	0	11	19	0.00	1.000

Batter	1	2	3	4	5	6	7	8	9	AB R H RBI BB SO LOB	TOP
Joe Cunningham, L (1, 3) OBP: 0.405, SLG: 0.420	0-0 4-3		0-0 L9-3 1B		0-3 K			0-0 F8		4 0 1 1 0 1 2	
Don Blasingame, L (1, 4) OBP: 0.283, SLG: 0.339 Ken Hamlin, R (8, PH) OBP: 0.266, SLG: 0.298	4-0 G5-4-3 BB		0-0 L9-3		0-3 K			4-0 1B BB		2 0 0 0 1 1 4 0 0 0 0 1 0 0	
Ken McMullen, R (1, 5) OBP: 0.327, SLG: 0.443	0-0 G5-4-3							0-0 G5-4-3 1B		4 0 1 0 0 0 1	
Frank Howard, R (1, 7) OBP: 0.372, SLG: 0.536		1-0 G6-4-3 HBP						0-0 G5-4-3 1B		3 1 1 1 0 0 2	
Jim King, L (1, 9) OBP: 0.366, SLG: 0.511		0-0 L9						0-0 4-3		4 0 0 0 0 1 1	
Woodie Held, R (1, 8) OBP: 0.407, SLG: 0.536		0-0 G6-4-3						0-0 5-3		4 0 0 0 0 0 1	
Mike Brumley, L (1, 2) OBP: 0.214, SLG: 0.145								0-0 6-3		3 1 2 0 0 1 0	
Ed Brinkman, R (1, 6) OBP: 0.241, SLG: 0.293								0-0 K		2 0 2 0 2 0 0	
Phil Ortega, R Buster Narumi, R Bob Chance, L Don Zimmer, R Steve Hartzel, R Don Logan, R Ron Klimek, R Frank Kreutzer, R Doug Camilli, R								0-0 K		1 0 0 0 0 0 0 2 0 0 0 0 0 0 0 0 1 0 0 0 0 0 1 2 0 0 0 0 0 0 0 0 1 0 0 0 0 0 1 1 0 0 0 0 0 0 0 0 0 0 0 0 0 0 0 0 1 0 0 0 0 0 1 2	
Inning Stats	R: 0 H: 0 E: 0 LOB: 0 K: 0 BB: 1 S: 2 P: 6	R: 0 H: 0 E: 0 LOB: 0 K: 0 BB: 0 S: 2 P: 3	R: 1 H: 3 E: 0 LOB: 1 K: 0 BB: 0 S: 5 P: 5	R: 1 H: 1 E: 0 LOB: 0 K: 0 BB: 0 S: 4 P: 4	R: 0 H: 0 E: 0 LOB: 2 K: 3 BB: 1 S: 9 P: 14	R: 0 H: 0 E: 0 LOB: 0 K: 1 BB: 0 S: 5 P: 5	R: 0 H: 1 E: 0 LOB: 1 K: 2 BB: 0 S: 8 P: 8	R: 0 H: 1 E: 0 LOB: 1 K: 0 BB: 1 S: 3 P: 7	R: 0 H: 1 E: 0 LOB: 2 K: 1 BB: 1 S: 6 P: 10	1B: 6 SF: 0 2B: 1 SAC: 0 3B: 0 DP: 4 HR: 1 HBP: 2	WP: 0 PA: 36 PB: 0 SB: 0 CS: 0
PITCHER Dave Boswell, R (1, 1) ERA: 2.05 Bill Pleis, L (5, 1) ERA: 1.47	IP WLS BF H R ER SO BB IBB HBP BLK WP HR S P ERA WHIP	4.0 17 4 2 2 0 2 2 0 0 0 0 1 13 23 4.50 1.500	5.0 19 3 0 0 7 2 0 0 0 0 0 0 31 39 0.00 1.000	PITCHER IP WLS BF H R ER SO BB IBB HBP BLK WP HR S P ERA WHIP							

Washington Senators @ Minnesota Twins
Metropolitan Stadium, Bloomington, MI

Sun Jun 06 1965, 4:33 AM EDT
Att. 30,665 - Unknown - 64 F

AB	30
R	2
H	7
RBI	2
BB	4
SO	7
LOB	18



Batter	1	2	3	4	5	6	7	8	9
Zoilo Versalles, R OBP: 0.306, SLG: 0.500 (1, 6)	0-0 P3		0-0 2B	0-3 K			0-0 1B E	4-0 1B IBB	
Jerry Kindall, R OBP: 0.302, SLG: 0.342 (1, 4)	0-0 6-3		0-0 2B 2-H		0-0 6-3		0-0 2B 1B 1-3	0-0 SF9 3-H	
Tony Oliva, L OBP: 0.288, SLG: 0.477 Joe Nossek, R OBP: 0.227, SLG: 0.211 (8, PR) (9, 8)	0-0 HR		0-0 P6		0-0 P5		0-3 K 2	0-0 1B 1-H 2-H	
Harmon Killebrew, R OBP: 0.359, SLG: 0.431 (1, 3)	0-0 F7		0-3 K		0-3 K		0-0 E4 2B 1-2 3-H	0-3 K	
Jimmie Hall, L OBP: 0.398, SLG: 0.579 (9, 9)		0-0 4-3		0-0 HR 1B		0-0 WP 1B	0-0 2B 1-H 2-H		
Bob Allison, R OBP: 0.406, SLG: 0.510 (1, 7)		4-0 1B BB S		0-3 K		0-3 K 1-2	0-0 4-3		
Rich Rollins, R OBP: 0.289, SLG: 0.331 (1, 5)		0-0 P4 1-2		0-3 K		0-0 5-3		0-0 SH5-4 1B SF9 1B	
Jerry Zimmerman, R OBP: 0.328, SLG: 0.373 (1, 2)		0-0 WP 1B 2-H		0-0 HR 1-H		0-0 5-3		0-0 SH5-4 1B 1-2 1B	
Dave Boswell, R OBP: 0.313, SLG: 0.438 Bill Pleis, L (5, 1)		0-0 6-3 1-3		0-0 1B			0-3 K	0-0 SH5-4 1-2 2-3	

Inning Stats	R: 1	H: 1	E: 0	K: 0	S: 4	LOB: 0	BB: 0	P: 4	R: 1	H: 1	E: 0	K: 0	S: 4	LOB: 1	BB: 1	P: 8	R: 1	H: 2	E: 0	K: 1	S: 6	LOB: 0	BB: 0	P: 6	R: 2	H: 3	E: 0	K: 3	S: 12	LOB: 1	BB: 0	P: 12	R: 0	H: 0	E: 0	K: 1	S: 5	LOB: 0	BB: 0	P: 5	R: 0	H: 1	E: 0	K: 1	S: 6	LOB: 1	BB: 0	P: 6	R: 3	H: 3	E: 1	K: 2	S: 11	LOB: 1	BB: 0	P: 11	R: 3	H: 3	E: 0	K: 1	S: 8	LOB: 1	BB: 1	P: 12
--------------	------	------	------	------	------	--------	-------	------	------	------	------	------	------	--------	-------	------	------	------	------	------	------	--------	-------	------	------	------	------	------	-------	--------	-------	-------	------	------	------	------	------	--------	-------	------	------	------	------	------	------	--------	-------	------	------	------	------	------	-------	--------	-------	-------	------	------	------	------	------	--------	-------	-------

AB	R	H	RBI	BB	SO	LOB
4	3	2	0	1	1	1
4	1	2	2	0	0	0
5	1	2	2	0	1	2
0	0	0	0	0	0	0
5	1	0	0	0	3	2
4	1	3	2	0	0	0
3	1	0	0	1	2	3
4	1	1	0	0	1	3
4	2	3	3	0	0	1
2	0	1	0	0	0	1
1	0	0	0	0	1	0


WP	HR	S	P	ERA	WHIP
3	0	40	0	27.00	3.000

Washington Senators @ Minnesota Twins
 Metropolitan Stadium, Bloomington, MI
 Sun Jun 06 1965, 4:33 AM EDT
 Att: 30,665 - Unknown - 64 F

livebaseballscorecards.com

AB 36
R 11
H 14
RBI 9
BB 2
SO 9
LOB 13



Batter	1	2	3	4	5	6	7	8	9	AB R H RBI BB SO LOB	TOP														
Luis Aparicio, R (1, 6) OBP: 0.289, SLG: 0.397	0-3 K			0-0 5-3		0-0 F8		0-0 FC6-4		4 0 0 0 0 1 2	<p>Baltimore Orioles @ Washington Senators D.C. Stadium, Washington, DC</p> <p>Tue Jun 08 1965, 7:05 PM EDT Att. 7,378 - Unknown</p> <p>livebaseballscorecards.com</p> <table> <tr><td>AB</td><td>30</td></tr> <tr><td>R</td><td>0</td></tr> <tr><td>H</td><td>4</td></tr> <tr><td>RBI</td><td>0</td></tr> <tr><td>BB</td><td>1</td></tr> <tr><td>SO</td><td>11</td></tr> <tr><td>LOB</td><td>10</td></tr> </table> 	AB	30	R	0	H	4	RBI	0	BB	1	SO	11	LOB	10
AB	30																								
R	0																								
H	4																								
RBI	0																								
BB	1																								
SO	11																								
LOB	10																								
Boog Powell, L (1, 7) OBP: 0.294, SLG: 0.372	0-3 K			0-0 F3		0-0 F8		0-0 4-3	4 0 0 0 0 1 1																
Bob Johnson, R (1, 3) OBP: 0.284, SLG: 0.434	0-0 F9			0-0 FC6-4 1B		0-0 5-3		0-3 K	4 0 1 0 0 1 0																
Brooks Robinson, R (1, 5) OBP: 0.358, SLG: 0.468		0-0 F9		0-0 FC6-4 1-2f		4-0 BLK BB		0-0 F9	3 0 0 0 1 0 1																
Sam Bowens, R (1, 9) OBP: 0.153, SLG: 0.214		0-0 CS 1B		0-3 K		0-3 K 1-2			3 0 1 0 0 2 1																
Jackie Brandt, R (1, 8) OBP: 0.336, SLG: 0.485		0-3 K 1-2		0-0 F3		0-0 F8			3 0 0 0 0 1 2																
Jerry Adair, R (1, 4) OBP: 0.307, SLG: 0.297			0-3 K		0-3 K		0-0 FC6-4 1B		3 0 1 0 0 2 0																
Dick Brown, R (1, 2) OBP: 0.281, SLG: 0.345			0-0 6-3		0-0 1B		0-3 K		3 0 1 0 0 1 1																
Steve Barber, L (1, 1) OBP: 0.111, SLG: 0.059			0-3 K		0-3 K		0-0 L9		1 0 0 0 0 1 0																
Don Larsen, R (5, 1) OBP: 0.200, SLG: 0.200									0 0 0 0 0 0 0																
John Orsino, R (6, PH) OBP: 0.327, SLG: 0.439									1 0 0 0 0 1 1																
Dave McNally, R (6, 1) OBP: 0.186, SLG: 0.056									0 0 0 0 0 0 0																
Curt Blefary, L (8, PH) OBP: 0.490, SLG: 0.569									1 0 0 0 0 0 1																
Stu Miller, R (8, 1)									0 0 0 0 0 0 0																
Inning Stats	R: 0 E: 0 K: 2 S: 7	H: 0 LOB: 0 BB: 0 P: 7	R: 0 E: 0 K: 1 S: 5	H: 1 LOB: 0 BB: 0 P: 5	R: 0 E: 0 K: 2 S: 7	H: 0 LOB: 0 BB: 0 P: 7	R: 0 E: 0 K: 0 S: 4	H: 1 LOB: 1 BB: 0 P: 4	R: 0 E: 0 K: 2 S: 7	H: 0 LOB: 0 BB: 0 P: 7	R: 0 E: 0 K: 1 S: 6	H: 1 LOB: 1 BB: 0 P: 6	R: 0 E: 0 K: 1 S: 5	H: 0 LOB: 1 BB: 1 P: 9	R: 0 E: 0 K: 1 S: 6	H: 1 LOB: 1 BB: 0 P: 6	R: 0 E: 0 K: 1 S: 5	H: 0 LOB: 0 BB: 0 P: 5	1B: 4 2B: 0 3B: 0 HR: 0	SF: 0 SAC: 0 DP: 0 HBP: 0	WP: 0 PB: 0 SB: 0 CS: 1	PA: 31			
PITCHER	IP WLS BF H R ER SO BB IBB HBP BLK WP HR S P ERA WHIP																								
Pete Richert, L (1, 1) ERA: 3.64	7.0 W 24 3 0 0 9 1 0 0 0 1 0 0 41 45 0.00 0.571																								
Ron Kline, R (8, 1) ERA: 2.12	2.0 S 7 1 0 0 2 0 0 0 0 0 0 0 11 11 0.00 0.500																								

Batter	1	2	3	4	5	6	7	8	9	AB	R	H	RBI	BB	SO	LOB
Joe Cunningham, L OBP: 0.393, SLG: 0.405 (1, 3)	0-0 1-3	0-0 4-3		0-0 FC4-6 1-2f		0-0 BB 1B		0-0 F8		5	0	1	0	0	0	5
Ken Hamlin, R OBP: 0.279, SLG: 0.300 Don Blasingame, L OBP: 0.281, SLG: 0.337 (1, 4) (7, 4)	0-0 1B 1B		0-0 4-3		BB BB BB 4-0 3B BB	0-0 F9		0-0 3-1		3	1	1	0	1	0	1
Ken McMullen, R OBP: 0.330, SLG: 0.441 (1, 5)	0-0 1-3 1B		0-0 F3		0-0 F9	4-0 1-2 BB				3	0	1	0	1	0	1
Frank Howard, R OBP: 0.369, SLG: 0.540 Jim King, L OBP: 0.366, SLG: 0.511 (1, 7) (7, 9)	0-0 F4		0-3 K		0-0 1B 3B 1-H	0-0 F7				4	1	1	1	0	1	4
Woodie Held, R OBP: 0.403, SLG: 0.526 (1, 9) (7, 7)	0-0 F4			0-0 BB WP 1B	0-0 6-3		0-0 F9			4	0	1	0	0	0	3
Don Lock, R OBP: 0.346, SLG: 0.302 (1, 8)		0-0 E6 FC6-4		0-0 F3 1-2	4-0 1B BB		0-0 F8			3	0	0	0	1	0	1
Doug Camilli, R OBP: 0.267, SLG: 0.325 (1, 2)		0-3 K		0-0 F9	0-0 1-2 3-H 1B		4-0 BB			3	0	1	1	1	1	2
Ed Brinkman, R OBP: 0.241, SLG: 0.288 (1, 6)		0-0 FC6-4 1-2f BB		4-0 BB IBB	0-0 F8		0-0 F9			3	0	0	0	1	0	4
Pete Richert, L OBP: 0.176, SLG: 0.067 Ron Kline, R (1, 1) (8, 1)		4-0 BB BB BB 1-2 BB		4-0 FC4-6 1-2 2-3 BB		0-3 K		0-3 K		1	0	0	0	2	1	0
										1	0	0	0	0	1	0

Inning Stats	R: 0	H: 2	E: 0	K: 0	S: 5	LOB: 2	BB: 0	P: 5	R: 0	H: 0	E: 1	K: 1	S: 6	LOB: 2	BB: 1	P: 10	R: 0	H: 0	E: 0	K: 1	S: 5	LOB: 0	BB: 0	P: 5	R: 0	H: 1	E: 0	K: 0	S: 4	LOB: 3	BB: 2	P: 12	R: 2	H: 2	E: 0	K: 0	S: 5	LOB: 2	BB: 2	P: 13	R: 0	H: 1	E: 0	K: 1	S: 6	LOB: 2	BB: 1	P: 10	R: 0	H: 0	E: 0	K: 0	S: 3	LOB: 1	BB: 1	P: 7	R: 0	H: 0	E: 0	K: 1	S: 5	LOB: 0	BB: 0	P: 5
--------------	------	------	------	------	------	--------	-------	------	------	------	------	------	------	--------	-------	-------	------	------	------	------	------	--------	-------	------	------	------	------	------	------	--------	-------	-------	------	------	------	------	------	--------	-------	-------	------	------	------	------	------	--------	-------	-------	------	------	------	------	------	--------	-------	------	------	------	------	------	------	--------	-------	------

PITCHER	IP	WLS	BF	H	R	ER	SO	BB	IBB	HBP	BLK	WP	HR	S	P	ERA	WHIP
Steve Barber, L ERA: 3.63 (1, 1)	4.2	L	23	4	2	2	2	3	1	0	0	1	0	23	39	3.86	1.500
Don Larsen, R ERA: 5.4 (5, 1)	0.1		3	1	0	0	0	1	0	0	0	0	0	2	6	0.00	6.000
Dave McNally, L ERA: 4.05 (6, 1)	2.0		9	1	0	0	1	2	0	0	0	0	0	9	17	0.00	1.500
Stu Miller, R ERA: 1.63 (8, 1)	1.0		3	0	0	0	1	0	0	0	0	0	0	5	5	0.00	0.000

BOTTOM

Baltimore Orioles @ Washington Senators
D.C. Stadium, Washington, DC
Tue Jun 08 1965, 7:05 PM EDT
Att. 7,378 - Unknown

AB	31
R	2
H	6
RBI	2
BB	7
SO	4
LOB	21



1B: 5	SF: 0	WP: 1	PA: 38
2B: 0	SAC: 0	PB: 0	
3B: 1	DP: 0	SB: 0	
HR: 0	HBP: 0	CS: 0	

Batter	1	2	3	4	5	6	7	8	9	10	AB R H RBI BB SO LOB	TOP										
Ken Hamlin, R (1, 4) OBP: 0.288, SLG: 0.308	0-0 4-3		0-3 K		0-0 F7		0-0 1B		0-0 1B		5 0 2 0 0 1 0	Washington Senators @ Baltimore Orioles Memorial Stadium, Baltimore, MD Wed Jun 09 1965, 7:05 PM EDT Att: 6,456 - Unknown livebaseballscorecards.com										
Ken McMullen, R (1, 5) OBP: 0.332, SLG: 0.438	0-0 1B		0-0 F4		4-0 1B BB			0-0 4-3	0-0 F2		4 0 1 0 1 0 2											
Jim King, L (1, 9) OBP: 0.385, SLG: 0.567	0-0 F9			0-0 WP 1B	0-0 1B			0-0 2B		0-0 HR	5 1 4 1 0 0 1											
Frank Howard, R (1, 7) OBP: 0.372, SLG: 0.537 Don Lock, R (8, PR) OBP: 0.344, SLG: 0.300	0-0 1B			0-0 F9	0-0 F7			4-0 1B		0-0 6-3	3 0 1 0 1 0 3 1 0 0 0 0 0 0											
Woodie Held, R (1, 8) OBP: 0.389, SLG: 0.504	0-0 F8			0-0 F6		0-0 F2		0-0 F7		0-0 4-3	5 0 0 0 0 0 5											
Bob Chance, L (1, 3)		0-0 F7		0-3 K		0-0 4-3		0-0 4-3		0-3 K	5 0 0 0 0 2 3											
Mike Brumley, L (1, 2) OBP: 0.216, SLG: 0.150 Doug Camilli, R (9, 2) OBP: 0.267, SLG: 0.325		0-0 3-1			0-0 HR 1B	0-0 G3			0-0 F9		4 1 1 0 0 0 0 0 0 0 0 0 0 0											
Ed Brinkman, R (1, 6) OBP: 0.241, SLG: 0.306		0-0 6-3			0-0 HR		0-0 F4		0-0 F8		4 1 1 2 0 0 0											
Howie Koplitz, R (1, 1) OBP: 0.077, SLG: 0.077 Frank Kreutzer, R (9, 1) Ron Kline, R (9, 1)			0-3 K		0-0 F7		0-0 5-3		0-0 1B		4 0 1 0 0 1 0 0 0 0 0 0 0 0 0 0 0 0 0 0 0											
Inning Stats	R: 0 E: 0 K: 0 S: 5	H: 2 LOB: 2 BB: 0 P: 5	R: 0 E: 0 K: 0 S: 3	H: 0 LOB: 0 BB: 0 P: 3	R: 0 E: 0 K: 2 S: 7	H: 0 LOB: 0 BB: 0 P: 7	R: 0 E: 0 K: 1 S: 6	H: 1 LOB: 1 BB: 0 P: 6	R: 2 E: 0 K: 0 S: 6	H: 3 LOB: 2 BB: 1 P: 10	R: 0 E: 0 K: 0 S: 3		H: 0 LOB: 0 BB: 0 P: 3	R: 0 E: 0 K: 0 S: 4	H: 1 LOB: 2 BB: 1 P: 8	R: 0 E: 0 K: 0 S: 5	H: 2 LOB: 2 BB: 0 P: 5	R: 1 E: 0 K: 1 S: 6	H: 1 LOB: 0 BB: 0 P: 6	1B: 8 2B: 1 3B: 0 HR: 2	SF: 0 SAC: 0 DP: 0 HBP: 0	WP: 1 PB: 0 SB: 0 CS: 0
PITCHER	IP WLS BF H R ER SO BB IBB HBP BLK WP HR S P ERA WHIP																					
Milt Pappas, R (1, 1) ERA: 2.19 Stu Miller, R (10, 1) ERA: 1.82	9.0 L 4 1 1 1 1 0 0 0 0 0 1 6 6 2.00 1.222																					

Washington Senators @ Baltimore Orioles
Memorial Stadium, Baltimore, MD
Wed Jun 09 1965, 7:05 PM EDT
Att: 6,456 - Unknown

AB 40
R 3
H 11
RBI 3
BB 2
SO 4
LOB 14



BOTTOM

Washington Senators @ Baltimore Orioles
Memorial Stadium, Baltimore, MD

Wed Jun 09 1965, 7:05 PM EDT
Att. 6,456 - Unknown

livebaseballscorecards.com

AB	34
R	2
H	8
RBI	2
BB	3
SO	8
LOB	15



WP	0	PA	39
PB	0		
SB	1		
CS	0		

AB R H RBI BB SO LOB

5	0	3	0	0	1	0
3	0	0	1	2	1	3
0	0	0	0	0	0	0
5	0	0	0	0	1	6
4	1	1	0	0	0	1
2	0	1	0	1	1	0
3	0	1	0	0	0	1
1	0	0	0	0	0	0
0	0	0	0	0	0	0
4	0	1	1	0	0	2
4	1	1	0	0	1	1
2	0	0	0	0	2	0
0	0	0	0	0	0	0
1	0	0	0	0	1	0

Batter 1 2 3 4 5 6 7 8 9 10

Russ Snyder, L OBP: 0.425, SLG: 0.350 (1, 8) X	0-0 1B		X 0-0 2B		X 0-0 1B		S 0-3 K		X 0-0 2-3	
Norm Siebern, L OBP: 0.351, SLG: 0.432 (1, 3) X	0-0 F9		B 4-0 BB		X 0-0 FC4-6		S 0-3 K		B 4-0 BB	
Luis Aparicio, R OBP: 0.289, SLG: 0.397 (10, PR)										
Curt Blefary, L OBP: 0.385, SLG: 0.544 (1, 9) X	0-0 F8		X 0-0 F5		X 0-0 G4-6-3		S 0-3 K		X 0-0 4-3	
Brooks Robinson, R OBP: 0.355, SLG: 0.462 (1, 5) X	0-0 F9			X 0-0 5-3		X 0-0 1-3			X 0-0 SH1-4 1B	
Boog Powell, L OBP: 0.301, SLG: 0.373 (1, 7)		B 4-0 BB		X 0-0 1B		S 0-3 K		X 0-0 SH1-4		
Charlie Lau, L OBP: 0.333, SLG: 0.488 (1, 2) Bob Johnson, R OBP: 0.282, SLG: 0.430 (9, PH) Stu Miller, R OBP: 0.282, SLG: 0.430 (10, 1)		X 0-0 G4-3-6		X 0-0 1B		X 0-0 4-3		X 0-0 L6		
Jerry Adair, R OBP: 0.306, SLG: 0.296 (1, 4) X		X 0-0 6-3		X 0-0 G1-4-3			X 0-0 6-3		X 0-0 S 1B	
Davey Johnson, R OBP: 0.245, SLG: 0.209 (1, 6)			X 0-0 6-3		X 0-0 1B		X 0-0 5-3		S 0-3 K	
Milt Pappas, R OBP: 0.200, SLG: 0.320 (1, 1) Dick Brown, R OBP: 0.281, SLG: 0.345 (10, 2) Jackie Brandt, R OBP: 0.333, SLG: 0.481 (10, PH)			S 0-3 K		X 0-0 SH		S 0-3 K		S 0-3 K	

Inning Stats	R: 0 E: 0 K: 0 S: 4	H: 1 LOB: 1 BB: 0 P: 4	R: 0 E: 0 K: 0 S: 2	H: 0 LOB: 0 BB: 1 P: 6	R: 0 E: 0 K: 1 S: 6	H: 1 LOB: 2 BB: 1 P: 10	R: 0 E: 0 K: 0 S: 4	H: 2 LOB: 1 BB: 0 P: 4	R: 1 E: 0 K: 0 S: 5	H: 2 LOB: 1 BB: 0 P: 5	R: 0 E: 0 K: 1 S: 5	H: 0 LOB: 0 BB: 0 P: 5	R: 0 E: 0 K: 1 S: 5	H: 0 LOB: 0 BB: 0 P: 5	R: 0 E: 0 K: 3 S: 9	H: 0 LOB: 0 BB: 0 P: 9	R: 1 E: 0 K: 1 S: 7	H: 2 LOB: 1 BB: 0 P: 7	R: 0 E: 0 K: 1 S: 5	H: 0 LOB: 1 BB: 1 P: 9	1B: 7 2B: 1 3B: 0 HR: 0	SF: 0 SAC: 2 DP: 3 HBP: 0
---------------------	------------------------------	---------------------------------	------------------------------	---------------------------------	------------------------------	----------------------------------	------------------------------	---------------------------------	------------------------------	---------------------------------	------------------------------	---------------------------------	------------------------------	---------------------------------	------------------------------	---------------------------------	------------------------------	---------------------------------	------------------------------	---------------------------------	----------------------------------	------------------------------------

PITCHER	IP	WLS	BF	H	R	ER	SO	BB	IBB	HBP	BLK	WP	HR	S	P	ERA	WHIP
Howie Koplitz, R ERA: 4.5 (1, 1)	8.0		31	7	2	2	6	2	0	0	0	0	0	41	49	2.25	1.125
Frank Kreutzer, L ERA: 5.4 (9, 1)	0.1		1	0	0	0	0	0	0	0	0	0	0	1	1	0.00	0.000
Ron Kline, R ERA: 2.02 (9, 1)	1.2	W	7	1	0	0	2	1	0	0	0	0	0	10	14	0.00	1.200

PITCHER	IP	WLS	BF	H	R	ER	SO	BB	IBB	HBP	BLK	WP	HR	S	P	ERA	WHIP
----------------	----	-----	----	---	---	----	----	----	-----	-----	-----	----	----	---	---	-----	------

Batter	1	2	3	4	5	6	7	8	9	AB R H RBI BB SO LOB	TOP											
Russ Snyder, L OBP: 0.423, SLG: 0.369 (1, 8) (7, 7)	0-0 2B		0-0 F8		0-0 F8		0-0 E 1B		0-3 K	5 0 2 1 0 1 1												
Sam Bowens, R OBP: 0.141, SLG: 0.197 (1, 9)	0-0 5-3		0-0 F8		0-0 F3		0-0 3-H F9		0-3 K	5 0 0 0 0 1 3												
Curt Blefary, L OBP: 0.388, SLG: 0.538 Paul Blair, R OBP: 0.301, SLG: 0.316 (1, 7) (7, 8)	4-0 G1-6-3 BB		0-0 G3		0-0 SH SF6 1B		0-0 4-3		0-0 5-3	3 1 1 0 1 0 2 1 0 0 0 0 0 0												
Brooks Robinson, R OBP: 0.354, SLG: 0.459 (1, 5)	0-0 G1-6-3		0-0 FC5 1B		0-0 SH SF6 1B		0-0 F4		0-0 F4	3 0 1 0 0 0 2												
Boog Powell, L OBP: 0.310, SLG: 0.385 (1, 3)		0-0 1B	0-3 K		4-0 G6-4-3 IBB		0-0 1B 2B		0-0 1B 2B	3 1 2 0 1 1 1												
Charlie Lau, L OBP: 0.327, SLG: 0.467 Luis Aparicio, R OBP: 0.289, SLG: 0.397 (1, 2) (8, PR) (8, 6)		0-3 K	0-0 F6		0-0 SF6		4-0 1B IBB		4-0 1B IBB	2 0 0 1 1 1 2 0 1 0 0 0 0 0												
Jerry Adair, R OBP: 0.310, SLG: 0.301 (1, 4)		0-0 F4	0-0 1B		0-0 G6-4-3		0-0 1B 1B		0-0 1B 1B	4 1 2 1 0 0 3												
Davey Johnson, R OBP: 0.245, SLG: 0.234 Dick Brown, R OBP: 0.281, SLG: 0.345 (1, 6) (8, 2)		0-0 F8	0-0 FC5		0-0 SH1-4 1B 2B		0-0 F6		0-0 F6	4 1 1 0 0 0 5 0 0 0 0 0 0 0												
Wally Bunker, R OBP: 0.438, SLG: 0.250 (1, 1)		4-0 BB	0-3 K		0-0 SH1-4 1B 2B		0-0 1B		0-0 1B	2 0 1 2 1 1 0												
Inning Stats	R: 0 E: 0 K: 0 S: 3	H: 1 LOB: 1 BB: 1 P: 7	R: 0 E: 0 K: 1 S: 6	H: 1 LOB: 1 BB: 0 P: 6	R: 0 E: 0 K: 0 S: 3	H: 0 LOB: 1 BB: 1 P: 7	R: 0 E: 0 K: 1 S: 7	H: 2 LOB: 2 BB: 0 P: 7	R: 0 E: 0 K: 1 S: 5	H: 0 LOB: 0 BB: 0 P: 5	R: 1 E: 1 K: 0 S: 4	H: 1 LOB: 1 BB: 1 P: 8	R: 1 E: 1 K: 0 S: 5	H: 2 LOB: 1 BB: 0 P: 5	R: 3 E: 0 K: 0 S: 5	H: 3 LOB: 1 BB: 1 P: 9	R: 0 E: 0 K: 2 S: 7	H: 0 LOB: 0 BB: 0 P: 7	1B: 7 2B: 3 3B: 0 HR: 0	SF: 1 SAC: 2 DP: 2 HBP: 0	WP: 0 PB: 0 SB: 1 CS: 0	PA: 39
PITCHER	IP WLS BF H R ER SO BB IBB HBP BLK WP HR S P ERA WHIP																					
Buster Narum, R ERA: 5.79 (1, 1)	8.0 L 36 10 5 4 3 2 2 0 0 0 0 0 38 54 4.50 1.500																					
Steve Ridzik, R ERA: 4.03 (9, 1)	1.0 3 0 0 0 2 0 0 0 0 0 0 0 7 7 0.00 0.000																					

Baltimore Orioles @ Washington Senators
D.C. Stadium, Washington, DC
Thu Jun 10 1965, 7:05 PM EDT
Att. 7,516 - Unknown

AB	32
R	5
H	10
RBI	5
BB	4
SO	5
LOB	19



Batter	1	2	3	4	5	6	7	8	9	AB	R	H	RBI	BB	SO	LOB
Ken Hamlin, R (1, 4) OBP: 0.312, SLG: 0.333	0-0 G5-4-3 1B		0-0 G6-3 1B			0-0 1B		0-0 F7		4	0	3	0	0	0	1
Ken McMullen, R (1, 5) OBP: 0.330, SLG: 0.434	0-0 G5-4-3 1-2f		0-0 G6-3 1-2f			0-0 F9		0-0 G4-6-3 1B		4	0	1	0	0	0	3
Jim King, L (1, 9) OBP: 0.380, SLG: 0.554	0-0 FC5-4 1B			0-0 4-3		0-0 F8		0-0 G4-6-3 1-2f		4	0	1	0	0	0	3
Frank Howard, R (1, 7) OBP: 0.370, SLG: 0.531	0-0 FC5-4 1-2f			0-3 K2-3			0-0 SF7 1B		0-0 4-3	4	1	1	0	0	1	1
Woodie Held, R (1, 8) OBP: 0.392, SLG: 0.500		4-0 BB		0-3 K			0-0 F4		0-0 1B	3	0	1	0	1	1	1
Bob Chance, L (1, 3) OBP: 0.284, SLG: 0.368		0-0 1-3			0-0 1-3		0-0 E6		0-0 F7	4	0	0	0	0	0	3
Don Zimmer, R (1, 2) OBP: 0.323, SLG: 0.360		0-0 F8			0-0 1-3		0-0 SF7		0-0 F8	3	0	0	1	0	0	2
Ed Brinkman, R (1, 6) OBP: 0.237, SLG: 0.300		0-0 L4			0-0 6-3		0-0 F7			3	0	0	0	0	0	2
Buster Narum, R (1, 1) OBP: 0.077, SLG: 0.308			0-0 F3			0-0 F8			0-0 1B	2	0	0	0	0	0	0
Willie Kirkland, L (8, PH) OBP: 0.239, SLG: 0.462										1	0	1	0	0	0	0
Steve Ridzik, R (9, 1) OBP: 0.167, SLG: 0.167										0	0	0	0	0	0	0

BOTTOM

Baltimore Orioles @ Washington Senators
D.C. Stadium, Washington, DC
Thu Jun 10 1965, 7:05 PM EDT
Att. 7,516 - Unknown

livebaseballscorecards.com

AB	32
R	1
H	8
RBI	1
BB	1
SO	2
LOB	16



Inning Stats	R	H	E	K	S	WLS	BF	H	R	ER	SO	BB	IBB	HBP	BLK	WP	HR	S	P	ERA	WHIP
	0	2	0	0	4		34	8	1	0	2	1	0	0	0	0	0	37	41	0.00	1.000

WP	PA	ERA	WHIP
0	34		

Batter	1	2	3	4	5	6	7	8	9	AB R H RBI BB SO LOB	TOP		
Danny Cater, R OBP: 0.287, SLG: 0.412 (1, 7) X	0-0 6-3 X	0-0 6-3 X			X 0-0 HR	X 0-0 F8			X 0-0 6-3	5 1 1 1 0 0 1			
Don Buford, S OBP: 0.356, SLG: 0.410 (1, 4) (7, 5) X	0-0 1B S 1B	0-0 F6 X			X 0-0 F8			BB BB BB BB 4-0 BB	3 1 1 0 2 0 0				
Floyd Robinson, L OBP: 0.309, SLG: 0.358 (1, 9) B B B	4-0 1B 1-2 BB			B B B 4-0 1B BB	X 0-0 F7			X 0-0 F8	3 1 0 0 2 0 2				
Pete Ward, L OBP: 0.387, SLG: 0.485 Al Weis, S OBP: 0.343, SLG: 0.397 (1, 5) (7, 4) X	0-0 1B 1-3 2-H 1B			X 0-0 CS 1B	X 0-0 G3			S S S S 0-3 K	4 0 2 1 0 1 1 0 0 0 0 0 0 0				
Tom McCraw, L OBP: 0.276, SLG: 0.281 (1, 3) X	0-0 S 1-3 3-H 1B			X 0-0 F6 1-2				X 0-0 6-3	4 0 1 1 0 0 3				
Ron Hansen, R OBP: 0.308, SLG: 0.391 (1, 6) X	0-0 F2 1-2			X 0-0 F7				X 0-0 F9	4 0 0 0 0 0 3				
J.C. Martin, L OBP: 0.345, SLG: 0.359 (1, 2) X	4-0 IBB			X 0-0 F7				X 0-0 E5 1B E	3 1 0 0 1 0 0				
Ken Berry, R OBP: 0.280, SLG: 0.326 (1, 8) S S S	0-3 K			X 0-0 1-3				X 0-0 1B E 1B	4 1 1 0 0 1 3				
Juan Pizarro, L OBP: 0.333, SLG: 0.333 Eddie Fisher, R OBP: 0.077, SLG: 0.077 (1, 1) (6, 1) X		0-0 F4		S S S 0-3 K				X 0-0 E8 1B	3 0 1 1 0 1 0 1 0 0 0 0 1 0				
Inning Stats	R: 2 E: 0 K: 1 S: 8 H: 3 LOB: 3 BB: 2 P: 16	R: 0 E: 0 K: 0 S: 3 H: 0 LOB: 0 BB: 0 P: 3	R: 0 E: 0 K: 0 S: 3 H: 1 LOB: 1 BB: 1 P: 7	R: 0 E: 0 K: 1 S: 5 H: 0 LOB: 0 BB: 0 P: 5	R: 1 E: 0 K: 0 S: 4 H: 1 LOB: 0 BB: 0 P: 4	R: 2 E: 2 K: 0 S: 6 H: 2 LOB: 1 BB: 0 P: 6	R: 0 E: 0 K: 1 S: 5 H: 0 LOB: 1 BB: 1 P: 9	R: 0 E: 0 K: 0 S: 3 H: 0 LOB: 0 BB: 0 P: 3	R: 0 E: 0 K: 1 S: 5 H: 0 LOB: 1 BB: 1 P: 9	1B: 6 2B: 0 3B: 0 HR: 1 SF: 0 SAC: 0 DP: 0 HBP: 0	WP: 0 PB: 0 SB: 3 CS: 1 PA: 39		
PITCHER	IP WLS BF H R ER SO BB IBB HBP BLK WP HR S P ERA WHIP											PITCHER	IP WLS BF H R ER SO BB IBB HBP BLK WP HR S P ERA WHIP
Phil Ortega, R ERA: 4.71 (1, 1)	6.0 L 29 7 5 3 2 3 1 0 0 0 1 29 45 4.50 1.667												
Marshall Bridges, L ERA: 2.04 (7, 1)	1.0 3 0 0 0 1 0 0 0 0 0 0 5 5 0.00 0.000												
Ryne Duren, R ERA: 2.77 (8, 1)	2.0 7 0 0 0 1 1 0 0 0 0 0 8 12 0.00 0.500												

Chicago White Sox @ Washington Senators
D.C. Stadium, Washington, DC
Fri Jun 11 1965, 7:05 PM EDT
Unknown

livebaseballscores.com

AB 34
R 5
H 7
RBI 4
BB 5
SO 4
LOB 13



Batter	1	2	3	4	5	6	7	8	9	AB	R	H	RBI	BB	SO	LOB
Joe Cunningham, L (1, 3) OBP: 0.387, SLG: 0.397	0-0 4-3		0-3 K		0-0 1-2 1B		0-3 1-2 K			4	0	1	0	0	2	1
Ken Hamlin, R (1, 4) OBP: 0.313, SLG: 0.347 Bob Chance, L (7, PH) OBP: 0.282, SLG: 0.365 Ryne Duren, R (8, 1)	0-3 K		0-0 2B		0-0 F9		0-0 6-3			3	0	1	0	0	1	2
Ken McMullen, R (1, 5) OBP: 0.333, SLG: 0.440	0-0 5-3		0-0 F9							1	0	0	0	0	0	1
Frank Howard, R (1, 7) OBP: 0.368, SLG: 0.531		0-0 1B 2B		0-3 K		0-3 K		0-0 6-3		4	1	1	0	0	2	2
Woodie Held, R (1, 9) OBP: 0.382, SLG: 0.484		0-0 1-3		0-0 5-3		0-0 F7		0-3 K		4	0	0	0	0	1	3
Don Lock, R (1, 8) OBP: 0.342, SLG: 0.293		0-3 K		4-0 CS BB		0-0 1-3		0-0 F8		3	0	0	0	1	1	3
Doug Camilli, R (1, 2) OBP: 0.267, SLG: 0.321		0-0 2-H FC5-4 1B		0-0 CS		0-0 1-2 F8		0-0 F3		4	0	1	1	0	0	0
Ed Brinkman, R (1, 6) OBP: 0.237, SLG: 0.299		0-0 1-2f FC5-4		0-0 K		0-3 K		0-0 PB 1B 1B		4	1	1	0	0	1	1
Phil Ortega, R (1, 1) OBP: 0.233, SLG: 0.222 Marshall Bridges, S (7, 1) OBP: 0.333, SLG: 1.000 Willie Kirkland, L (7, PH) OBP: 0.250, SLG: 0.470 Don Zimmer, R (8, 4) OBP: 0.317, SLG: 0.353			0-0 6-3		4-0 1B BB		0-0 1-H PB 1B		0-0 6-3	1	0	0	0	1	0	0


Inning Stats	R: 0	H: 0	E: 0	K: 1	S: 5	R: 1	H: 2	E: 0	K: 1	S: 7	R: 0	H: 1	E: 0	K: 1	S: 6	R: 0	H: 0	E: 0	K: 1	S: 4	R: 0	H: 1	E: 0	K: 1	S: 6	R: 0	H: 1	E: 0	K: 1	S: 6	R: 1	H: 2	E: 0	K: 1	S: 7	R: 0	H: 1	E: 0	K: 0	S: 3	R: 0	H: 0	E: 0	K: 0	S: 3
	0	0	0	1	5	1	2	0	1	7	0	1	0	1	6	0	0	0	0	1	4	0	1	0	1	6	0	1	0	1	6	1	2	0	1	7	0	0	0	3	0	0	0	0	3

PITCHER	IP	WLS	BF	H	R	ER	SO	BB	IBB	HBP	BLK	WP	HR	S	P	ERA	WHIP
Juan Pizarro, L (1, 1) ERA: 7.2	5.0	W	21	5	1	1	5	2	0	0	0	0	0	29	37	1.80	1.400
Eddie Fisher, R (6, 1) ERA: 1.65	4.0	S	15	3	1	0	3	0	0	0	0	0	0	21	21	0.00	0.750


BOTTOM

Chicago White Sox @ Washington Senators
D.C. Stadium, Washington, DC
Fri Jun 11 1965, 7:05 PM EDT
Unknown

AB	34
R	2
H	8
RBI	2
BB	2
SO	8
LOB	14



WP	PA	ERA	WHIP
0	37		

Batter	1	2	3	4	5	6	7	8	9	10	AB R H RBI BB SO LOB	TOP						
Ken Berry, R (1, 8) OBP: 0.280, SLG: 0.338 J.C. Martin, L (8, 2) OBP: 0.360, SLG: 0.413	0-0 1B 3B	0-0 F3		0-0 F3			0-0 5-3		0-0 HR	0-0 1B	4 1 1 0 0 0 2 2 1 2 1 0 0 0							
Floyd Robinson, L (1, 9) OBP: 0.306, SLG: 0.353	0-0 2B 1B	0-3 K		0-0 F7			0-0 G3		0-3 K	0-0 F9	6 1 1 1 0 2 3							
Danny Cater, R (1, 7) OBP: 0.294, SLG: 0.429	0-0 F9		0-0 HR		0-0 6-3		0-0 1B 1B		4-0 HBP BB		4 1 2 1 1 0 1							
Pete Ward, L (1, 5) OBP: 0.387, SLG: 0.489	0-0 1-H 2B		0-0 F4		0-0 F7		0-0 FC5-4 1B		0-0 F5		5 0 2 1 0 0 1							
Bill Skowron, R (1, 3) OBP: 0.324, SLG: 0.426	0-0 F9		0-0 5-3		0-0 2B		0-0 FC5-4 1-2f		1-0 HBP		4 0 1 0 0 0 3							
Ron Hansen, R (1, 6) OBP: 0.315, SLG: 0.390	4-0 BB		0-0 1B		0-3 K		0-0 1B BB		0-0 1-3		3 0 1 0 2 1 3							
Al Weis, S (1, 4) OBP: 0.329, SLG: 0.377 Don Buford, S (8, PH) OBP: 0.358, SLG: 0.430	0-0 1-3		0-0 F8		0-0 F4		0-0 F9		0-0 F9	0-0 HR	3 0 0 0 0 0 3 2 1 1 1 0 0 1	AB 41 R 5 H 13 RBI 5 BB 4 SO 6 LOB 19						
Jimmie Schaffer, R (1, 2) OBP: 0.292, SLG: 0.333 Smoky Burgess, L (8, PH) OBP: 0.333, SLG: 0.400 Eddie Fisher, R (8, 1) OBP: 0.071, SLG: 0.071		0-3 K		0-0 SH1-4 1B		0-0 F9		0-0 G4-6-3 1B		0-3 K	3 0 1 0 0 1 0 1 0 1 0 0 0 0 1 0 0 0 0 1 0							
John Buzhardt, R (1, 1) OBP: 0.300, SLG: 0.125 Tommy John, R (5, 1) OBP: 0.211, SLG: 0.167 Bob Locker, S (5, 1) Ted Wills, L (5, 1) Dave Nicholson, R (6, PH) OBP: 0.200, SLG: 0.286 Hoyt Wilhelm, R (6, 1) Tom McCraw, L (8, PH) OBP: 0.270, SLG: 0.275		4-0 BB		0-0 SH1-4 1-2		0-3 K		0-0 G4-6-3 1-2f		0-0 F7	0 0 0 0 0 1 0 1 0 0 0 0 0 1 0 0 0 0 0 0 0 0 0 2 0 0 0 0 0 0 2							
Inning Stats	R: 2 H: 3 E: 0 LOB: 2 K: 0 BB: 1 S: 6 P: 10	R: 0 H: 0 E: 0 LOB: 1 K: 2 BB: 1 S: 7 P: 11	R: 1 H: 2 E: 0 LOB: 1 K: 0 BB: 0 S: 5 P: 5	R: 0 H: 1 E: 0 LOB: 1 K: 0 BB: 0 S: 4 P: 4	R: 0 H: 1 E: 0 LOB: 1 K: 1 BB: 0 S: 6 P: 6	R: 0 H: 0 E: 0 LOB: 0 K: 1 BB: 0 S: 5 P: 5	R: 0 H: 2 E: 0 LOB: 2 K: 0 BB: 0 S: 5 P: 5	R: 0 H: 1 E: 0 LOB: 1 K: 0 BB: 1 S: 3 P: 7	R: 1 H: 1 E: 0 LOB: 2 K: 1 BB: 1 S: 6 P: 11	R: 1 H: 2 E: 0 LOB: 1 K: 1 BB: 0 S: 7 P: 7	1B: 7 SF: 0 2B: 2 SAC: 1 3B: 1 DP: 1 HR: 3 HBP: 1	WP: 0 PA: 47 PB: 0 SB: 0 CS: 0						
PITCHER	IP WLS BF H R ER SO BB IBB HBP BLK WP HR S P ERA WHIP																	
Mike McCormick, L (1, 1) ERA: 3.41 Steve Ridzik, R (7, 1) ERA: 4.13	6.2 3.1	L	16	4	2	2	2	2	0	1	0	0	0	2	17	26	5.40	1.800

Chicago White Sox @ Washington Senators
D.C. Stadium, Washington, DC
Fri Jun 11 1965, 7:05 PM EDT
Att. 14,307 - Unknown

livebaseballscorecards.com

BOTTOM

Chicago White Sox @ Washington Senators
D.C. Stadium, Washington, DC
Fri Jun 11 1965, 7:05 PM EDT
Att: 14,307 - Unknown

livebaseballscorecards.com

AB 39
R 4
H 10
RBI 4
BB 3
SO 6
LOB 16



WP: 0 PA: 43
PB: 0
SB: 0
CS: 0

AB R H RBI BB SO LOB

5 1 1 0 0 1 0

4 2 3 1 1 1 0

3 1 1 0 2 0 2

5 0 1 2 0 1 4

5 0 0 0 0 1 3

4 0 1 1 0 2 0

5 0 2 0 0 0 1

4 0 1 0 0 0 5

3 0 0 0 0 0 0

1 0 0 0 0 0 1

1B: 9 SF: 0
2B: 0 SAC: 0
3B: 0 DP: 1
HR: 1 HBP: 1

Batter	1	2	3	4	5	6	7	8	9	10
Joe Cunningham, L (1, 3) OBP: 0.378, SLG: 0.386	0-0 4-3		0-3 K		0-0 BB 1B 1B 1B	0-0 G3			0-0 1-3	
Ken McMullen, R (1, 5) OBP: 0.344, SLG: 0.461	4-0 FC5-4 BB		0-0 HR		0-0 1-2 1B 1B	0-3 K			0-0 1B	
Jim King, L (1, 9) OBP: 0.389, SLG: 0.548	0-0 F7		0-0 FC6-4 1B		4-0 1-3 1B BB 1-2 2-3		4-0 BB BB BB BB G1-4-3 BB		0-0 F3	
Frank Howard, R (1, 7) OBP: 0.364, SLG: 0.523	0-0 FC5-4 1-2f		0-0 FC6-4 1-2f		0-0 1B 1-3 1B		0-3 K		0-0 5-3	
Don Lock, R (1, 8) OBP: 0.331, SLG: 0.283		0-0 F7		0-3 K	0-0 1-3		0-0 G1-4-3 1-2f			0-0 F7
Don Zimmer, R (1, 4) OBP: 0.324, SLG: 0.345		0-3 K		1-0 HBP	0-0 1B 2-3 3-H 1B			0-3 K		0-0 3-1
Mike Brumley, L (1, 2) OBP: 0.226, SLG: 0.165		0-0 1B		0-0 F7	0-0 FC6-4 1-2 1B			0-0 4-3		0-0 G3
Ed Brinkman, R (1, 6) OBP: 0.237, SLG: 0.298		0-0 F9		0-0 5-3	0-0 FC6-4 1-2f			0-0 FC6-4 1B		
Mike McCormick, L (1, 1) OBP: 0.211, SLG: 0.063			0-0 4-3		0-0 F8		0-0 4-3		0-0 FC6-4 1-2f	
Steve Ridzik, R (7, 1) OBP: 0.143, SLG: 0.143										

Inning Stats	R: 0	H: 0	E: 0	K: 0	S: 3	H: 1	LOB: 1	BB: 1	P: 7	R: 0	H: 1	E: 0	K: 1	S: 6	R: 1	H: 2	E: 0	K: 1	S: 7	R: 0	H: 0	E: 0	K: 1	S: 5	R: 3	H: 5	E: 0	K: 0	S: 8	R: 0	H: 0	E: 0	K: 1	S: 5	R: 0	H: 0	E: 0	K: 1	S: 4	R: 0	H: 1	E: 0	K: 1	S: 6	R: 0	H: 1	E: 0	K: 0	S: 4	R: 0	H: 0	E: 0	K: 0	S: 3	R: 0	H: 0	E: 0	K: 0	S: 3	1B: 9	SF: 0	2B: 0	SAC: 0	3B: 0	DP: 1	HR: 1	HBP: 1	WP: 0	PA: 43
--------------	------	------	------	------	------	------	--------	-------	------	------	------	------	------	------	------	------	------	------	------	------	------	------	------	------	------	------	------	------	------	------	------	------	------	------	------	------	------	------	------	------	------	------	------	------	------	------	------	------	------	------	------	------	------	------	------	------	------	------	------	-------	-------	-------	--------	-------	-------	-------	--------	-------	--------

PITCHER	IP	WLS	BF	H	R	ER	SO	BB	IBB	HBP	BLK	WP	HR	S	P	ERA	WHIP
John Buzhardt, R (1, 1) ERA: 3.02	4.1		20	5	3	3	3	1	0	1	0	0	1	24	29	6.23	1.385
Tommy John, L (5, 1) ERA: 3.51	0.0		1	0	0	0	0	1	0	0	0	0	0	0	4	∞	∞
Bob Locker, R (5, 1) ERA: 3.28	0.1		3	2	1	1	0	0	0	0	0	0	0	3	3	27.00	6.000
Ted Wills, L (5, 1) ERA: 2.65	0.1		2	1	0	0	0	0	0	0	0	0	0	2	2	0.00	3.000
Hoyt Wilhelm, R (6, 1) ERA: 2.65	2.0		6	0	0	0	2	1	0	0	0	0	0	9	13	0.00	0.500
PITCHER	IP	WLS	BF	H	R	ER	SO	BB	IBB	HBP	BLK	WP	HR	S	P	ERA	WHIP
Eddie Fisher, R (8, 1) ERA: 1.57	3.0		11	2	0	0	1	0	0	0	0	0	0	13	13	0.00	0.667

Batter	1	2	3	4	5	6	7	8	9	AB R H RBI BB SO LOB	TOP							
Danny Cater, R (1, 7) OBP: 0.289, SLG: 0.420	0-0 F9		0-0 6-3			0-0 F7			0-3 K	4 0 0 0 0 1 0								
Don Buford, S (1, 4) OBP: 0.361, SLG: 0.429	0-0 4-3			0-0 G3 1B		0-0 F8			4-0 1B BB	3 1 1 0 1 0 0								
Floyd Robinson, L (1, 9) OBP: 0.309, SLG: 0.355	0-0 L6			0-0 G3 1-2			0-0 FC4-6 1B		0-0 1B 1-3	4 0 2 0 0 0 1								
Pete Ward, L (1, 5) OBP: 0.384, SLG: 0.483		0-0 F7		0-0 G3 2-3			0-0 FC4-6 1-2f L4-3		0-0 1B 1-2 3-H	4 0 1 1 0 0 2								
Smoky Burgess, L (1, 2) OBP: 0.306, SLG: 0.364		0-0 4-3		0-0 F9			0-0 L4-3 1-2		0-0 F2	3 0 0 0 0 0 2								
Jimmie Schaffer, R (7, 2) OBP: 0.280, SLG: 0.318										1 0 0 0 0 0 2								
Tom McCraw, L (1, 3) OBP: 0.272, SLG: 0.277		0-0 E6			0-0 F8					3 0 1 0 0 0 0								
Ron Hansen, R (1, 6) OBP: 0.311, SLG: 0.384		0-0 F3			0-0 1-3				G4-6-3 1B	3 0 0 0 0 0 2								
Al Weis, S (8, 6) OBP: 0.329, SLG: 0.377									1-2f G4-6-3	0 0 0 0 0 0 0								
Ken Berry, R (1, 8) OBP: 0.274, SLG: 0.331			0-0 F5		0-0 5-3				0-0 F4	3 0 0 0 0 0 0								
Joe Horlen, R (1, 1) OBP: 0.267, SLG: 0.276			0-0 6-3			0-0 6-3			0-0 G3	1 0 0 0 0 0 0								
Tommy John, R (4, 1) OBP: 0.211, SLG: 0.167										0 0 0 0 0 0 0								
Bob Locker, S (4, 1) OBP: 0.211, SLG: 0.167										0 0 0 0 0 0 0								
John Romano, R (6, PH) OBP: 0.330, SLG: 0.363										1 0 0 0 0 0 0								
Ted Willis, L (6, 1) OBP: 0.330, SLG: 0.363										0 0 0 0 0 0 0								
Greg Bolla, R (8, 1) OBP: 0.330, SLG: 0.363										0 0 0 0 0 0 0								
J.C. Martin, L (9, PH) OBP: 0.356, SLG: 0.407										1 0 0 0 0 0 0								
Inning Stats	R: 0 E: 0 K: 0 S: 3	H: 0 LOB: 0 BB: 0 P: 3	R: 0 E: 1 K: 0 S: 4	H: 0 LOB: 1 BB: 0 P: 4	R: 0 E: 0 K: 0 S: 3	H: 1 LOB: 1 BB: 0 P: 4	R: 0 E: 0 K: 0 S: 3	H: 0 LOB: 0 BB: 0 P: 3	R: 0 E: 0 K: 0 S: 3	H: 1 LOB: 0 BB: 0 P: 3	R: 0 E: 0 K: 0 S: 3	H: 1 LOB: 0 BB: 0 P: 3	R: 1 E: 0 K: 1 S: 7	H: 2 LOB: 2 BB: 1 P: 11	1B: 5 2B: 1 3B: 0 HR: 0	SF: 0 SAC: 0 DP: 2 HBP: 0	WP: 0 PB: 0 SB: 0 CS: 0	PA: 32
PITCHER Bennie Daniels, R (1, 1) ERA: 3.14	IP: 9.0 WLS: W BF: 32 H: 5 R: 1 ER: 1 SO: 1 BB: 1 IBB: 0 HBP: 0 BLK: 0 WP: 0 HR: 0 S: 33 P: 37 ERA: 1.00 WHIP: 0.667																	

Chicago White Sox @ Washington Senators
D.C. Stadium, Washington, DC
Sat Jun 12 1965, 3:33 AM EDT
Att. 3,127 - Unknown

livebaseballscores.com

AB	31
R	1
H	5
RBI	1
BB	1
SO	1
LOB	9



Batter	1	2	3	4	5	6	7	8	9	AB R H RBI BB SO LOB
Joe Cunningham, L (1, 3) OBP: 0.392, SLG: 0.419	1-0 HBP		0-0 2-H HR 2B	0-0 1-3 2-H 2B		0-0 4-3				3 1 2 2 0 0 1
Ken McMullen, R (1, 5) OBP: 0.346, SLG: 0.473	0-0 F9		4-0 4-3 HR BB	0-0 3-H FC6-2			0-0 HR			3 2 1 1 1 0 3
Jim King, L (1, 9) OBP: 0.377, SLG: 0.528	0-0 F7		0-0 4-3	0-3 K2-3			0-0 4-3			4 0 0 0 0 1 5
Frank Howard, R (1, 7) OBP: 0.362, SLG: 0.516	0-0 F3		4-0 HR BB		0-0 4-3		0-3 K			3 1 0 0 1 1 1
Don Lock, R (1, 8) OBP: 0.329, SLG: 0.303		0-3 K	0-0 1-H 2-H 3-H HR		0-3 K		0-0 F7			4 1 1 4 0 2 0
Don Zimmer, R (1, 4) OBP: 0.319, SLG: 0.328		0-0 6-3	0-0 6-3		0-0 F9			4-0 FC3-6 BB		3 0 0 0 1 0 0
Mike Brumley, L (1, 2) OBP: 0.227, SLG: 0.159		0-0 6-3		4-0 FC1-5 BB BB		0-0 F8		0-0 FC3-6 1-2f BB		3 0 0 0 1 0 1
Ed Brinkman, R (1, 6) OBP: 0.243, SLG: 0.298			0-0 SH1-4 2B 1B	4-0 1-2 FC1-5 2B BB		0-0 1-3		0-0 F9		3 2 1 0 1 0 1
Bennie Daniels, L (1, 1) OBP: 0.286, SLG: 0.167			0-0 SH1-4	0-0 1-2 FC1-5 2B FC6-2		0-0 1B		0-3 K		3 0 1 0 0 1 3

Inning Stats	R: 0 E: 0 K: 0 S: 3	H: 0 LOB: 1 BB: 0 P: 4	R: 0 E: 0 K: 1 S: 5	H: 0 LOB: 0 BB: 0 P: 5	R: 5 E: 0 K: 0 S: 6	H: 3 LOB: 0 BB: 2 P: 14	R: 1 E: 0 K: 1 S: 6	H: 1 LOB: 2 BB: 2 P: 14	R: 0 E: 0 K: 1 S: 5	H: 0 LOB: 0 BB: 0 P: 5	R: 0 E: 0 K: 0 S: 4	H: 1 LOB: 1 BB: 0 P: 4	R: 1 E: 0 K: 1 S: 6	H: 1 LOB: 0 BB: 0 P: 6	R: 0 E: 0 K: 1 S: 5	H: 0 LOB: 1 BB: 1 P: 9
1B: 2 2B: 2 3B: 0 HR: 2	SF: 0 SAC: 1 DP: 0 HBP: 1	WP: 0 PA: 36														

PITCHER	IP	WLS	BF	H	R	ER	SO	BB	IBB	HBP	BLK	WP	HR	S	P	ERA	WHIP
Joe Horlen, R (1, 1) ERA: 2.37	3.0	L	15	3	5	5	1	2	0	0	0	0	1	14	23	15.00	1.667
Tommy John, L (4, 1) ERA: 3.65	0.1		4	1	1	1	0	2	0	0	0	0	0	2	10	27.00	9.000
Bob Locker, R (4, 1) ERA: 3.08	1.2		5	0	0	0	2	0	0	0	0	0	0	9	9	0.00	0.000
Ted Wills, L (6, 1) ERA: 2.84	2.0		8	2	1	1	1	0	0	0	0	0	1	10	10	4.50	1.000
Greg Bollo, R (8, 1) ERA: 2.57	1.0		4	0	0	0	1	1	0	0	0	0	0	5	9	0.00	1.000

BOTTOM

Chicago White Sox @ Washington Senators
D.C. Stadium, Washington, DC
Sat Jun 12 1965, 3:33 AM EDT
Att. 3,127 - Unknown

livebaseballscorecards.com

AB	29
R	7
H	6
RBI	7
BB	5
SO	5
LOB	15



Batter	1	2	3	4	5	6	7	8	9	AB R H RBI BB SO LOB	TOP	
Ken Berry, R (1, 8) <small>OBP: 0.279, SLG: 0.331</small> Dave Nicholson, R (1, 9) <small>OBP: 0.212, SLG: 0.290</small>	4-0 BB		0-0 F8			0-0 1B		0-3 K		0 0 0 0 1 0 0 3 0 1 0 0 1 0		
Floyd Robinson, L (1, 9) <small>OBP: 0.308, SLG: 0.358</small>	0-0 FC6 1-2f			0-0 6-3		0-0 F8		0-0 3B 2B		4 1 1 0 0 0 2		
Danny Cater, R (1, 7) <small>OBP: 0.284, SLG: 0.412</small>	0-0 F9			0-3 K			0-0 F3		0-3 K		4 0 0 0 0 2 2	
Bill Skowron, R (1, 3) <small>OBP: 0.327, SLG: 0.453</small> Tom McCraw, L (9, PR) <small>OBP: 0.272, SLG: 0.277</small>	0-0 FC6-4 1-2f			0-0 6-3-4			0-0 HR		0-0 3B 2-H		4 1 2 2 0 0 1 0 0 0 0 0 0 0	
Pete Ward, L (1, 5) <small>OBP: 0.382, SLG: 0.478</small> Don Buford, S (9, 5) <small>OBP: 0.361, SLG: 0.429</small>		0-0 F9			0-0 L9-3 1B		0-0 F7		0-3 K		4 0 1 0 0 1 1 0 0 0 0 0 0 0	
Ron Hansen, R (1, 6) <small>OBP: 0.314, SLG: 0.383</small>		4-0 G5-4-3 BB			0-0 L9-3 1-2		0-0 1B		0-0 5-3		3 0 1 0 1 0 2	
Al Weis, S (1, 4) <small>OBP: 0.315, SLG: 0.359</small>		0-0 G5-4-3 1-2f			0-0 F3		0-0 6-3				3 0 0 0 0 0 2	
Jimmie Schaffer, R (1, 2) <small>OBP: 0.250, SLG: 0.280</small>			0-0 F6			0-0 F6		0-0 F8		3 0 0 0 0 0 0		
Bruce Howard, S (1, 1) <small>OBP: 0.294, SLG: 0.154</small> John Romano, R (8, PH) <small>OBP: 0.327, SLG: 0.359</small> Hoyt Wilhelm, R (8, 1)			0-0 4-3			0-3 K		0-3 K		2 0 0 0 0 1 0 1 0 0 0 0 1 0 0 0 0 0 0 0 0		
Inning Stats	R: 0 H: 0 E: 0 LOB: 1 K: 0 BB: 1 S: 3 P: 7	R: 0 H: 0 E: 0 LOB: 0 K: 0 BB: 1 S: 2 P: 6	R: 0 H: 0 E: 0 LOB: 0 K: 0 BB: 0 S: 3 P: 3	R: 0 H: 0 E: 0 LOB: 0 K: 1 BB: 0 S: 5 P: 5	R: 0 H: 1 E: 0 LOB: 0 K: 0 BB: 0 S: 3 P: 3	R: 0 H: 1 E: 0 LOB: 1 K: 1 BB: 0 S: 6 P: 6	R: 1 H: 2 E: 0 LOB: 1 K: 0 BB: 0 S: 5 P: 5	R: 0 H: 0 E: 0 LOB: 0 K: 2 BB: 0 S: 7 P: 7	R: 1 H: 2 E: 0 LOB: 1 K: 2 BB: 0 S: 9 P: 9	1B: 3 SF: 0 2B: 2 SAC: 0 3B: 1 DP: 2 HR: 1 HBP: 0	WP: 0 PA: 33 PB: 0 SB: 0 CS: 0	
PITCHER Pete Richert, L (1, 1) <small>ERA: 3.41</small>	IP WLS BF H R ER SO BB IBB HBP BLK WP HR S P ERA WHIP 9.0 L 33 6 2 2 6 2 0 0 0 0 0 1 43 51 2.00 0.889					PITCHER IP WLS BF H R ER SO BB IBB HBP BLK WP HR S P ERA WHIP						

Chicago White Sox @ Washington Senators
 D.C. Stadium, Washington, DC
 Sun Jun 13 1965, 3:33 AM EDT
 Att: 26,275 - Unknown

AB	31
R	2
H	6
RBI	2
BB	2
SO	6
LOB	10



Batter	1	2	3	4	5	6	7	8	9	AB	R	H	RBI	BB	SO	LOB
Joe Cunningham, L (1, 3) OBP: 0.387, SLG: 0.404	0-0 6-3		0-3 K		4-0 FC6-4 BB		0-0 4-3			3	0	0	0	1	1	0
Don Blasingame, L (1, 4) OBP: 0.276, SLG: 0.330	0-0 F8		0-0 5-3		0-0 FC6-4		0-0 4-3			4	0	0	0	0	0	1
Jim King, L (1, 9) OBP: 0.373, SLG: 0.514	4-0 BB		0-3 K		0-3 K		0-0 6-3			3	0	0	0	1	2	1
Frank Howard, R (1, 7) Woodie Held, R (9, 7) OBP: 0.360, SLG: 0.511 OBP: 0.362, SLG: 0.484	0-0 L7			0-0 6-3		0-0 2B 1B		0-0 F3		4	0	1	0	0	0	1
Ken McMullen, R (1, 5) OBP: 0.340, SLG: 0.464		0-0 5-3		0-0 F9		0-0 F2		0-0 F9		4	0	0	0	0	0	1
Don Lock, R (1, 8) OBP: 0.339, SLG: 0.349		0-0 HR		0-0 E7 2B		0-0 1-3 2B		0-3 K		4	1	3	1	0	1	0
Mike Brumley, L (1, 2) OBP: 0.248, SLG: 0.167		0-0 PB 1B		4-0 IBB		4-0 IBB			0-0 5-3	2	0	1	0	2	0	0
Ed Brinkman, R (1, 6) Willie Kirkland, L (9, PH) OBP: 0.239, SLG: 0.293 OBP: 0.247, SLG: 0.463		0-3 K		0-0 F6		0-0 F6			0-0 4-3	3	0	0	0	0	1	6
Pete Richert, L (1, 1) Bob Chance, L (9, PH) OBP: 0.150, SLG: 0.056 OBP: 0.280, SLG: 0.362		0-0 6-3			0-3 K		0-0 4-3		0-0 1-3	1	0	0	0	0	0	0

Inning Stats	R: 0	H: 0	E: 0	K: 0	S: 3	R: 1	H: 2	E: 0	K: 1	S: 7	R: 0	H: 0	E: 0	K: 2	S: 7	R: 0	H: 1	E: 1	K: 0	S: 4	R: 0	H: 0	E: 0	K: 2	S: 7	R: 0	H: 2	E: 0	K: 0	S: 5	R: 0	H: 0	E: 0	K: 0	S: 3	R: 0	H: 0	E: 0	K: 1	S: 5	R: 0	H: 0	E: 0	K: 0	S: 3	R: 0	H: 0	E: 0	K: 0	S: 3	1B: 2	2B: 2	3B: 0	HR: 1	SF: 0	SAC: 0	DP: 0	HBP: 0	WP: 0	PB: 1	SB: 1	CS: 0	PA: 36
--------------	------	------	------	------	------	------	------	------	------	------	------	------	------	------	------	------	------	------	------	------	------	------	------	------	------	------	------	------	------	------	------	------	------	------	------	------	------	------	------	------	------	------	------	------	------	------	------	------	------	------	-------	-------	-------	-------	-------	--------	-------	--------	-------	-------	-------	-------	--------

PITCHER	IP	WLS	BF	H	R	ER	SO	BB	IBB	HBP	BLK	WP	HR	S	P	ERA	WHIP
Bruce Howard, R (1, 1) ERA: 4.25	7.0		30	5	1	1	5	2	2	0	0	0	1	36	52	1.29	1.000
Hoyt Wilhelm, R (8, 1) ERA: 2.5	2.0	W	6	0	0	0	1	0	0	0	0	0	0	8	8	0.00	0.000


BOTTOM


Chicago White Sox @ Washington Senators
D.C. Stadium, Washington, DC

Sun Jun 13 1965, 3:33 AM EDT
Att. 26,275 - Unknown

livebaseballscorecards.com

AB 32
R 1
H 5
RBI 1
BB 4
SO 6
LOB 14



Batter	1	2	3	4	5	6	7	8	9	AB R H RBI BB SO LOB	TOP	
Joe Cunningham, L (1, 3) OBP: 0.387, SLG: 0.391	0-0 4-3		0-3 K		4-0 BB 2B BB		4-0 BB G6-4-3 BB		0-0 G4-6-3	3 1 0 0 2 1 1		
Ken Hamlin, R (1, 4) OBP: 0.310, SLG: 0.333 (6, 6)	0-0 5-3		0-3 K		4-0 BB 2B BB		0-3 K			3 1 0 0 1 2 2		
Ken McMullen, R (1, 5) OBP: 0.343, SLG: 0.463	0-0 FC6-4 1B		0-3 K		4-0 BB 2B BB		0-0 G6-4-3			3 0 1 0 1 1 2		
Frank Howard, R (1, 7) OBP: 0.359, SLG: 0.511	0-0 FC6-4 1-2f			0-0 F9		0-0 2B		0-3 K		4 0 1 2 0 1 1		
Woodie Held, R (1, 9) OBP: 0.379, SLG: 0.477		0-3 K		0-0 FC6-4 1B		0-0 6-3		0-3 K		4 0 1 0 0 2 2		
Don Lock, R (1, 8) OBP: 0.331, SLG: 0.340		0-0 3-1		0-0 L6		0-0 6-3		0-0 F5		4 0 0 0 0 0 1		
Doug Camilli, R (1, 2) OBP: 0.269, SLG: 0.314 Don Blasingame, L (9, PH) OBP: 0.279, SLG: 0.330		4-0 BB BB		0-0 FC6-4 1-2f		0-3 K		4-0 BB G3 1B BB		2 0 0 0 1 1 1 0 1 0 0 1 0 0	AB 30 R 3 H 5 RBI 3 BB 7 SO 11 LOB 13	
Ed Brinkman, R (1, 6) OBP: 0.241, SLG: 0.290 Ryne Duren, R (6, 1) Willie Kirkland, L (9, PH) OBP: 0.243, SLG: 0.456		4-0 BB		0-3 K		0-3 K		0-0 G3		2 0 0 0 1 2 0 0 0 0 0 0 0 0 1 0 0 0 0 0 1		
Howie Koplitz, R (1, 1) OBP: 0.067, SLG: 0.067 Steve Ridzik, R (5, 1) OBP: 0.143, SLG: 0.143 Frank Kreutzer, R (5, 1) Don Zimmer, R (6, 4) OBP: 0.338, SLG: 0.350		0-0 4-3		0-3 K			0-0 BB 1B		0-0 G4-6-3 1B	2 0 0 0 0 1 2 0 0 0 0 0 0 0 0 0 0 0 0 0 0 2 0 2 1 0 0 0		
Inning Stats	R: 0 H: 1 E: 0 LOB: 1 K: 0 BB: 0 S: 4 P: 4	R: 0 H: 0 E: 0 LOB: 2 K: 1 BB: 2 S: 5 P: 13	R: 0 H: 0 E: 0 LOB: 0 K: 3 BB: 0 S: 9 P: 9	R: 0 H: 1 E: 0 LOB: 1 K: 0 BB: 0 S: 4 P: 4	R: 2 H: 1 E: 0 LOB: 2 K: 2 BB: 3 S: 8 P: 20	R: 0 H: 0 E: 0 LOB: 0 K: 2 BB: 0 S: 7 P: 7	R: 0 H: 1 E: 0 LOB: 1 K: 1 BB: 1 S: 5 P: 9	R: 0 H: 0 E: 0 LOB: 0 K: 2 BB: 0 S: 7 P: 7	R: 1 H: 1 E: 0 LOB: 0 K: 0 BB: 1 S: 3 P: 7	1B: 4 SF: 0 2B: 1 SAC: 0 3B: 0 DP: 2 HR: 0 HBP: 0	WP: 0 PA: 37 PB: 0 SB: 0 CS: 0	
PITCHER Sam McDowell, L (1, 1) ERA: 2.8 Gary Bell, R (7, 1) ERA: 3.0	IP WLS BF H R ER SO BB IBB HBP BLK WP HR S P ERA WHIP	6.0 W 28 4 2 2 8 6 0 0 0 0 0 0 38 62 3.00 1.667	3.0 S 9 1 1 1 3 1 0 0 0 0 0 0 14 18 3.00 0.667	PITCHER IP WLS BF H R ER SO BB IBB HBP BLK WP HR S P ERA WHIP								

Washington Senators @ Cleveland Indians
Cleveland Municipal Stadium, Cleveland, OH

Tue Jun 15 1965, 7:05 PM EDT
Att. 4,537 - Unknown

livebaseballscorecards.com

Batter	1	2	3	4	5	6	7	8	9
Dick Howser, R OBP: 0.363, SLG: 0.285 (1, 6)	0-0 F4		0-0 F7		4-0 1B BB	4-0 1B BB		0-0 F7	
Vic Davalillo, L OBP: 0.392, SLG: 0.490 (1, 8)	0-0 L6		0-0 2B		0-0 1B HR	0-0 1B		0-0 1B	
Max Alvis, R OBP: 0.349, SLG: 0.495 (1, 5)	0-3 K		0-3 K		0-0 1B HR	0-3 K		0-0 F8	
Rocky Colavito, R OBP: 0.395, SLG: 0.516 (1, 9)		4-0 1B 1-3 BB		0-0 1B 1B	0-0 1B HR	0-3 K			
Leon Wagner, L OBP: 0.345, SLG: 0.460 (1, 7)		0-0 F4		0-0 G5-3 1B 1-3	0-0 4-3		0-0 F8		
Chuck Hinton, R OBP: 0.341, SLG: 0.430 (1, 3)		0-0 1-3		0-0 F4	0-0 HR		0-0 F3		
Joe Azcue, R OBP: 0.295, SLG: 0.267 (1, 2)		0-0 2-3 1B		0-0 1-2 1B	0-3 K		0-0 6-3		
Pedro Gonzalez, R OBP: 0.243, SLG: 0.319 (1, 4)		0-0 F2		0-0 G5-3		0-0 E5 SH3-4 E		0-0 1B	
Sam McDowell, L OBP: 0.133, SLG: 0.103 (1, 1)			0-3 K		0-3 K	0-0 SH3-4		0-3 K	
Gary Bell, R OBP: 0.143, SLG: 0.571 (7, 1)									

AB	R	H	RBI	BB	SO	LOB
3	1	0	0	2	0	1
5	1	4	1	0	0	0
5	1	1	1	0	3	4
3	2	2	3	1	1	2
4	0	1	0	0	0	1
4	1	1	1	0	0	3
4	0	2	1	0	1	0
4	2	1	0	0	0	4
2	0	0	0	0	2	0
1	0	0	0	0	1	1

BOTTOM

Washington Senators @ Cleveland Indians
Cleveland Municipal Stadium, Cleveland, OH
 Tue Jun 15 1965, 7:05 PM EDT
 Att. 4,537 - Unknown

livebaseballscorecards.com

AB	35
R	8
H	12
RBI	7
BB	3
SO	8
LOB	16



Inning Stats	R: 0	H: 0	E: 0	K: 1	S: 5	L: 0	LOB: 0	BB: 0	P: 5	R: 0	H: 1	E: 0	K: 0	S: 4	L: 1	LOB: 2	BB: 1	P: 8	R: 0	H: 1	E: 0	K: 2	S: 8	L: 1	LOB: 1	BB: 0	P: 8	R: 1	H: 3	E: 0	K: 0	S: 5	L: 3	LOB: 1	BB: 0	P: 5	R: 5	H: 4	E: 0	K: 2	S: 11	L: 4	LOB: 0	BB: 1	P: 15	R: 1	H: 1	E: 1	K: 2	S: 9	L: 2	LOB: 2	BB: 1	P: 13	R: 0	H: 0	E: 0	K: 0	S: 3	L: 0	LOB: 0	BB: 0	P: 3	R: 1	H: 2	E: 0	K: 1	S: 7	L: 1	LOB: 1	BB: 0	P: 7	1B: 9	SF: 0	2B: 1	SAC: 1	3B: 0	DP: 1	HR: 2	HBP: 0	WP: 0	PA: 39
--------------	------	------	------	------	------	------	--------	-------	------	------	------	------	------	------	------	--------	-------	------	------	------	------	------	------	------	--------	-------	------	------	------	------	------	------	------	--------	-------	------	------	------	------	------	-------	------	--------	-------	-------	------	------	------	------	------	------	--------	-------	-------	------	------	------	------	------	------	--------	-------	------	------	------	------	------	------	------	--------	-------	------	-------	-------	-------	--------	-------	-------	-------	--------	-------	--------

PITCHER	IP	WLS	BF	H	R	ER	SO	BB	IBB	HBP	BLK	WP	HR	S	P	ERA	WHIP
Howie Koplitz, R ERA: 5.01 (1, 1)	4.1	L	21	7	4	4	4	2	0	0	0	0	0	27	35	8.31	2.077
Steve Ridzik, R ERA: 4.47 (5, 1)	0.1		3	2	2	2	0	0	0	0	0	0	2	3	3	54.00	6.000
Frank Kreutzer, L ERA: 5.28 (5, 1)	0.2		5	1	1	0	1	1	0	0	0	0	0	6	10	0.00	3.000
Ryne Duren, R ERA: 2.87 (6, 1)	2.2		10	2	1	1	3	0	0	0	0	0	0	16	16	3.38	0.750

Batter	1	2	3	4	5	6	7	8	9	AB R H RBI BB SO LOB	TOP									
Don Blasingame, L (1, 4) OBP: 0.279, SLG: 0.324	0-0 F4		0-0 G3			4-0 BB		0-0 F2		3 0 0 0 1 0 1	Washington Senators @ Cleveland Indians Cleveland Municipal Stadium, Cleveland, OH Wed Jun 16 1965, 7:05 PM EDT Att. 6,250 - Unknown livebaseballscorecards.com									
Ken McMullen, R (1, 5) OBP: 0.337, SLG: 0.454	0-0 6-3		0-0 F2			0-0 F8		0-0 L5-3		4 0 0 0 0 0 2										
Jim King, L (1, 9) OBP: 0.362, SLG: 0.496	0-3 K		0-0 4-3			0-3 K			0-0 L4	4 0 0 0 0 2 1										
Frank Howard, R (1, 7) OBP: 0.357, SLG: 0.504		1-0 E HBP		0-0 6-3		0-3 K			0-0 E6 FC1-4	3 0 0 0 0 1 1										
Woodie Held, R (1, 8) OBP: 0.376, SLG: 0.471		0-0 F5		0-0 3-1			0-0 5-3 1B		0-0 FC1-4 FC6-4	4 0 1 0 0 0 2										
Joe Cunningham, L (1, 3) OBP: 0.374, SLG: 0.375		0-0 E4		0-3 K			0-0 F7		0-0 FC6-4	4 0 0 0 0 1 3										
Mike Brumley, L (1, 2) OBP: 0.240, SLG: 0.161		0-0 F5			0-0 F7		0-0 5-3			3 0 0 0 0 0 3										
Ed Brinkman, R (1, 6) OBP: 0.243, SLG: 0.288		4-0 IBB			0-3 K		0-0 F9			1 0 0 0 1 1 0										
Willie Kirkland, L (7, PH) OBP: 0.240, SLG: 0.449					0-3 K			4-0 L5-3 BB		1 0 0 0 0 1 0										
Ken Hamlin, R (7, 6) OBP: 0.310, SLG: 0.333										0 0 0 0 0 0 0										
Phil Ortega, R (1, 1) OBP: 0.226, SLG: 0.214		0-3 K								1 0 0 0 0 1 3										
Bob Chance, L (5, PH) OBP: 0.278, SLG: 0.360										1 0 0 0 0 1 0										
Buster Narum, R (5, 1) OBP: 0.077, SLG: 0.308										0 0 0 0 0 0 0										
Don Zimmer, R (8, PH) OBP: 0.347, SLG: 0.350										0 0 0 0 1 0 0										
Ron Kline, R (8, 1)										0 0 0 0 0 0 0										
Inning Stats	R: 0 E: 0 K: 1 S: 5	H: 0 LOB: 0 BB: 0 P: 5	R: 0 E: 1 K: 1 S: 6	H: 0 LOB: 3 BB: 1 P: 11	R: 0 E: 0 K: 0 S: 3	H: 0 LOB: 0 BB: 0 P: 3	R: 0 E: 0 K: 1 S: 5	H: 0 LOB: 0 BB: 0 P: 5	R: 0 E: 0 K: 2 S: 7	H: 0 LOB: 1 BB: 1 P: 11	R: 0 E: 0 K: 0 S: 4	H: 1 LOB: 1 BB: 0 P: 4	R: 0 E: 0 K: 0 S: 2	H: 0 LOB: 0 BB: 1 P: 6	R: 0 E: 1 K: 0 S: 4	H: 0 LOB: 1 BB: 0 P: 4	1B: 1 2B: 1 3B: 0 HR: 0	SF: 0 SAC: 0 DP: 1 HBP: 1	WP: 0 PB: 0 SB: 0 CS: 0	PA: 33
PITCHER Luis Tiant, R (1, 1) ERA: 3.05	IP: 9.0 WLS: W BF: 33 H: 1 R: 0 ER: 0 SO: 7 BB: 2 IBB: 1 HBP: 1 BLK: 0 WP: 0 HR: 0 S: 43 P: 56 ERA: 0.00 WHIP: 0.333																			



Batter	1	2	3	4	5	6	7	8	9
Dick Howser, R OBP: 0.361, SLG: 0.280 (1, 6)	4-0 1B BB		0-0 G6-4-3 1-2f		0-0 6-3		0-0 1-3		
Vic Davalillo, L OBP: 0.390, SLG: 0.485 (1, 8)	0-0 F9			0-0 HR BB 1B		0-0 L6		0-0 E6 FC5-4 1B	
Max Alvis, R OBP: 0.356, SLG: 0.498 (1, 5)	0-0 G5-4-3 1-2 1B			4-0 HR BB		0-0 F3		0-0 FC5-4 1B	
Rocky Colavito, R OBP: 0.388, SLG: 0.505 (1, 9)	0-0 G5-4-3 1-2f			0-0 F3		0-0 F9		0-0 FC5-4 1B 1-2f 2-3	
Leon Wagner, L OBP: 0.353, SLG: 0.478 (1, 7)		4-0 CS BB		0-0 HR 1-H 2-H		0-0 E4 SH1-4 1B		0-0 1-3 3-H 1B	
Chuck Hinton, R OBP: 0.335, SLG: 0.422 (1, 3)		0-0 4-3 1-2		0-0 F9		0-0 SH1-4 1-2		0-0 F3	
Joe Azcue, R OBP: 0.289, SLG: 0.261 (1, 2)		0-0 5-3		0-0 L6		0-0 F4			
Pedro Gonzalez, R OBP: 0.247, SLG: 0.310 (1, 4)			0-0 1-3		0-0 5-3		4-0 1B IBB		
Luis Tiant, R OBP: 0.074, SLG: 0.038 (1, 1)			4-0 G6-4-3 BB		0-0 F4		0-0 1-2 2-H 1B		

Inning Stats	R: 0 E: 0 K: 0 S: 3	H: 1 LOB: 1 BB: 1 P: 7	R: 0 E: 0 K: 0 S: 2	H: 0 LOB: 0 BB: 1 P: 6	R: 0 E: 0 K: 0 S: 2	H: 0 LOB: 0 BB: 1 P: 6	R: 3 E: 0 K: 0 S: 5	H: 2 LOB: 0 BB: 1 P: 9	R: 0 E: 0 K: 0 S: 3	H: 0 LOB: 0 BB: 0 P: 3	R: 0 E: 0 K: 0 S: 3	H: 0 LOB: 0 BB: 0 P: 3	R: 1 E: 1 K: 0 S: 5	H: 1 LOB: 2 BB: 1 P: 9	R: 1 E: 1 K: 0 S: 5	H: 2 LOB: 1 BB: 0 P: 5
1B: 5 2B: 0 3B: 0 HR: 1	SF: 0 SAC: 1 DP: 2 HBP: 0	WP: 0 PB: 0 SB: 0 CS: 1	PA: 33													

PITCHER	IP	WLS	BF	H	R	ER	SO	BB	IBB	HBP	BLK	WP	HR	S	P	ERA	WHIP
Phil Ortega, R ERA: 4.8 (1, 1)	4.0	L	16	3	3	3	0	4	0	0	0	0	1	12	28	6.75	1.750
Buster Narum, R ERA: 5.47 (5, 1)	3.0		12	1	1	0	0	0	1	0	0	0	0	11	15	0.00	0.333
Ron Kline, R ERA: 1.96 (8, 1)	1.0		5	2	1	0	0	0	0	0	0	0	0	5	5	0.00	2.000

BOTTOM


Washington Senators @ Cleveland Indians
Cleveland Municipal Stadium, Cleveland, OH

Wed Jun 16 1965, 7:05 PM EDT
Att. 6,250 - Unknown

livebaseballscorecards.com

AB	27
R	5
H	6
RBI	5
BB	5
SO	0
LOB	13



Batter	1	2	3	4	5	6	7	8	9	AB R H RBI BB SO LOB	TOP														
Don Blasingame, L (1, 4) OBP: 0.273, SLG: 0.317	0-0 F6		0-3 K			0-0 6-3			0-3 K	4 0 0 0 0 2 0	<p>Washington Senators @ Cleveland Indians Cleveland Municipal Stadium, Cleveland, OH</p> <p>Thu Jun 17 1965, 7:05 PM EDT Att. 4,893 - Unknown</p> <p>livebaseballscorecards.com</p> <table border="1"> <tr><td>AB</td><td>29</td></tr> <tr><td>R</td><td>0</td></tr> <tr><td>H</td><td>3</td></tr> <tr><td>RBI</td><td>0</td></tr> <tr><td>BB</td><td>1</td></tr> <tr><td>SO</td><td>15</td></tr> <tr><td>LOB</td><td>4</td></tr> </table> 	AB	29	R	0	H	3	RBI	0	BB	1	SO	15	LOB	4
AB	29																								
R	0																								
H	3																								
RBI	0																								
BB	1																								
SO	15																								
LOB	4																								
Joe Cunningham, L (1, 3) OBP: 0.361, SLG: 0.360	0-0 6-3		0-0 4-3			0-0 F7			0-3 K	4 0 0 0 0 1 0															
Jim King, L (1, 9) OBP: 0.359, SLG: 0.483	4-0 1B BB				0-0 F9				0-0 F9	3 0 0 0 1 1 0															
Frank Howard, R (1, 7) OBP: 0.357, SLG: 0.502	0-0 1-2 1B				0-0 F9				0-3 K	3 0 1 0 0 1 0															
Willie Kirkland, L (1, 8) OBP: 0.231, SLG: 0.431	0-3 K				0-0 F9				0-3 K	3 0 0 0 0 2 2															
Ken McMullen, R (1, 5) OBP: 0.337, SLG: 0.452									0-3 K	3 0 1 0 0 2 0															
Mike Brumley, L (1, 2) OBP: 0.234, SLG: 0.156									0-3 K	3 0 0 0 0 2 1															
Ed Brinkman, R (1, 6) OBP: 0.245, SLG: 0.289									0-0 1B	3 0 1 0 0 1 0															
Bennie Daniels, L (1, 1) OBP: 0.286, SLG: 0.167 Mike McCormick, L (1, 1) OBP: 0.200, SLG: 0.059 Don Zimmer, R (6, PH) OBP: 0.342, SLG: 0.344 Marshall Bridges, S (6, 1) OBP: 0.353, SLG: 1.000 Woodie Held, R (8, PH) OBP: 0.373, SLG: 0.467 Steve Rizzik, R (8, 1) OBP: 0.143, SLG: 0.143									0-3 K	0 0 0 0 0 0 0 1 0 0 0 0 1 0 1 0 0 0 0 1 0 0 0 0 0 0 0 0 1 0 0 0 0 1 1 0 0 0 0 0 0 0															
Inning Stats	R: 0 H: 1 E: 0 LOB: 2 K: 1 BB: 1 S: 6 P: 10	R: 0 H: 1 E: 0 LOB: 0 K: 0 BB: 0 S: 3 P: 3	R: 0 H: 0 E: 0 LOB: 0 K: 2 BB: 0 S: 7 P: 7	R: 0 H: 0 E: 0 LOB: 0 K: 0 BB: 0 S: 3 P: 3	R: 0 H: 0 E: 0 LOB: 0 K: 3 BB: 0 S: 9 P: 9	R: 0 H: 0 E: 0 LOB: 0 K: 1 BB: 0 S: 5 P: 5	R: 0 H: 0 E: 0 LOB: 0 K: 3 BB: 0 S: 9 P: 9	R: 0 H: 1 E: 0 LOB: 1 K: 3 BB: 0 S: 10 P: 10	R: 0 H: 0 E: 0 LOB: 0 K: 2 BB: 0 S: 7 P: 7	1B: 3 SF: 0 2B: 0 SAC: 0 3B: 0 DP: 1 HR: 0 HBP: 0	WP: 0 PA: 30 PB: 0 SB: 0 CS: 0														
PITCHER Sonny Siebert, R (1, 1) ERA: 2.62	IP WLS BF H R ER SO BB IBB HBP BLK WP HR S P ERA WHIP	9.0 W 30 3 0 0 15 1 0 0 0 0 0 0 59 63 0.00 0.444																							

Batter	1	2	3	4	5	6	7	8	9	AB	R	H	RBI	BB	SO	LOB
Larry Brown, R OBP: 0.296, SLG: 0.314 (1, 6)	4-0 1B E 1B BB	0-0 F5		0-0 2-H S 1B		0-3 K				3	1	1	1	1	1	1
Vic Davalillo, L OBP: 0.387, SLG: 0.481 (1, 8)	0-0 E6 1B 1B 1-2	0-3 K		0-3 K			0-0 1B			4	1	1	0	0	2	2
Max Alvis, R OBP: 0.354, SLG: 0.493 (1, 5)	0-0 1B 1B 1-2 2-3	0-0 L9			0-0 F8		0-0 F7			4	1	1	0	0	0	1
Rocky Colavito, R OBP: 0.390, SLG: 0.505 (1, 9)	0-0 1B 1B 1-2 2-3 3-H		0-3 K		0-0 1B		0-0 F3			4	1	2	1	0	1	1
Leon Wagner, L OBP: 0.351, SLG: 0.474 (1, 7)	0-0 1B 1B 1-3 2-H 3-H		0-3 K		0-0 F7		0-0 1-3			4	0	1	2	0	1	2
Chuck Hinton, R OBP: 0.328, SLG: 0.411 (1, 3)	0-3 K		0-3 K		0-0 F7			0-0 6-3		4	0	0	0	0	2	3
Duke Sims, L OBP: 0.500, SLG: 0.500 (1, 2)	0-0 1B 1-2 3-H			0-0 F9		0-0 F8		0-0 G1-6-3 1B		4	0	2	1	0	0	0
Pedro Gonzalez, R OBP: 0.260, SLG: 0.347 (1, 4)	0-0 F2			0-0 SH1 1B		0-0 3B		0-0 G1-6-3		4	1	2	0	0	0	3
Sonny Siebert, R OBP: 0.120, SLG: 0.292 (1, 1)	0-0 F9			0-0 SH1		0-3 K				2	0	0	0	0	1	3

Inning Stats	R: 4	H: 4	E: 1	LOB: 2	K: 1	S: 10	P: 14	R: 0	H: 0	E: 0	LOB: 0	K: 1	S: 5	R: 0	H: 0	E: 0	LOB: 0	K: 3	S: 9	R: 1	H: 2	E: 0	LOB: 1	K: 1	S: 7	R: 0	H: 1	E: 0	LOB: 1	K: 0	S: 4	R: 0	H: 1	E: 0	LOB: 1	K: 2	S: 8	R: 0	H: 1	E: 0	LOB: 1	K: 0	S: 4	R: 0	H: 1	E: 0	LOB: 0	K: 0	S: 3
--------------	------	------	------	--------	------	-------	-------	------	------	------	--------	------	------	------	------	------	--------	------	------	------	------	------	--------	------	------	------	------	------	--------	------	------	------	------	------	--------	------	------	------	------	------	--------	------	------	------	------	------	--------	------	------

PITCHER	IP	WLS	BF	H	R	ER	SO	BB	IBB	HBP	BLK	WP	HR	S	P	ERA	WHIP
Bennie Daniels, R ERA: 3.53 (1, 1)	0.1	L	7	4	4	3	1	1	0	0	0	0	0	8	12	81.00	15.000
Mike McCormick, L ERA: 3.3 (1, 1)	4.2		17	3	1	1	5	0	0	0	0	0	0	27	27	1.93	0.643
Marshall Bridges, L ERA: 1.83 (6, 1)	2.0		8	2	0	0	2	0	0	0	0	0	0	12	12	0.00	1.000
Steve Ridzik, R ERA: 4.38 (8, 1)	1.0		3	1	0	0	0	0	0	0	0	0	0	3	3	0.00	1.000


BOTTOM

Washington Senators @ Cleveland Indians
Cleveland Municipal Stadium, Cleveland, OH

Thu Jun 17 1965, 7:05 PM EDT
 Att. 4,893 - Unknown

AB	33
R	5
H	10
RBI	5
BB	1
SO	8
LOB	16

livebaseballscorecards.com



WP: 0	PA: 35
PB: 0	SB: 1
CS: 0	

Batter	1	2	3	4	5	6	7	8	9	AB R H RBI BB SO LOB	TOP
Don Zimmer, R (1, 4) <small>OBP: 0.338, SLG: 0.338</small> Don Blasingame, L (7, PR) <small>OBP: 0.277, SLG: 0.321</small> (7, 4)	0-0 		0-0 		0-3 		0-0 		0-0 	4 0 1 0 0 1 0 1 0 1 0 0 0 0	
Ken McMullen, R (1, 5) <small>OBP: 0.335, SLG: 0.449</small>	0-0 		0-0 		0-0 		0-3 		0-0 	4 0 1 1 0 1 2	
Jim King, L (1, 9) <small>OBP: 0.370, SLG: 0.479</small> Woodie Held, R (9, PH) <small>OBP: 0.371, SLG: 0.464</small> (9, 9)	4-0 		4-0 		1-0 		0-0 		0-3 	1 0 0 0 2 0 2 1 0 0 0 0 1 1	
Frank Howard, R (1, 7) <small>OBP: 0.351, SLG: 0.494</small>	0-0 		0-0 		0-0 			0-0 		4 0 0 0 0 0 4	
Don Lock, R (1, 8) <small>OBP: 0.330, SLG: 0.344</small>		0-0 		0-3 		0-0 		0-0 		4 1 1 0 0 1 0	
Bob Chance, L (1, 3) Joe Cunningham, L (8, PR) <small>OBP: 0.361, SLG: 0.360</small> (8, 3)		0-0 		0-3 		0-3 		4-0 		3 0 1 0 1 2 0 0 0 0 0 0 0 0	
Doug Camilli, R (1, 2) <small>OBP: 0.268, SLG: 0.303</small>		0-0 		4-0 		0-0 		0-0 		3 0 0 0 1 0 2	
Ed Brinkman, R (1, 6) <small>OBP: 0.240, SLG: 0.283</small>		0-0 		0-0 			0-0 		0-3 	4 0 0 0 0 1 2	
Pete Richert, L (1, 1) <small>OBP: 0.174, SLG: 0.050</small> Ken Hamlin, R (9, PH) <small>OBP: 0.318, SLG: 0.342</small> Ron Kline, R (9, 1)		0-3 		0-0 			4-0 		0-0 	2 0 0 0 1 1 1 1 1 1 0 0 0 0 0 0 0 0 0 0 0	
Inning Stats	R: 0 H: 0 E: 0 LOB: 1 K: 0 BB: 1 S: 3 P: 7	R: 1 H: 2 E: 0 LOB: 1 K: 1 BB: 0 S: 7 P: 7	R: 0 H: 0 E: 0 LOB: 1 K: 0 BB: 1 S: 3 P: 7	R: 0 H: 0 E: 0 LOB: 1 K: 2 BB: 1 S: 7 P: 11	R: 0 H: 1 E: 0 LOB: 2 K: 1 BB: 0 S: 6 P: 7	R: 0 H: 0 E: 0 LOB: 0 K: 1 BB: 0 S: 5 P: 5	R: 0 H: 1 E: 0 LOB: 2 K: 1 BB: 1 S: 6 P: 10	R: 0 H: 0 E: 0 LOB: 1 K: 0 BB: 1 S: 3 P: 7	R: 1 H: 2 E: 1 LOB: 1 K: 2 BB: 0 S: 9 P: 9	1B: 5 SF: 1 2B: 1 SAC: 0 3B: 0 DP: 0 HR: 0 HBP: 1	WP: 0 PA: 39 PB: 1 SB: 0 CS: 0
PITCHER Jim Palmer, R (1, 1) <small>ERA: 2.93</small> Steve Barber, L (9, 1) <small>ERA: 3.57</small>	IP WLS BF H R ER SO BB IBB HBP BLK WP HR S P ERA WHIP 8.0 L 34 4 1 1 6 5 0 1 0 0 0 40 61 1.12 1.125					PITCHER IP WLS BF H R ER SO BB IBB HBP BLK WP HR S P ERA WHIP 1.0 5 2 1 0 2 0 0 0 0 0 0 9 9 0.00 2.000					

Washington Senators @ Baltimore Orioles
 Memorial Stadium, Baltimore, MD
 Fri Jun 18 1965, 7:05 PM EDT
 Att. 9,054 - Unknown

livebaseballscorecards.com

AB	32
R	2
H	6
RBI	1
BB	5
SO	8
LOB	14



Batter	1	2	3	4	5	6	7	8	9	AB	R	H	RBI	BB	SO	LOB
Jerry Adair, R (1, 4) OBP: 0.317, SLG: 0.340	0-3 K ①		0-0 F9 ①		0-0 F9 ②			0-0 SH1-4 ①		3	0	0	0	0	1	0
Luis Aparicio, R (1, 6) OBP: 0.270, SLG: 0.360	0-0 F9 ②		0-0 F7 ②		0-0 F8 ③			0-3 K ②		4	0	0	0	0	1	1
Jackie Brandt, R (1, 7) OBP: 0.310, SLG: 0.462	0-0 1-3 ③		0-3 K ③					0-3 K ③		4	0	0	0	0	2	1
Brooks Robinson, R (1, 5) OBP: 0.358, SLG: 0.442		0-0 BB 1B 1B		0-0 F8 ①		0-0 F9 ②		0-0 F8 ①		4	0	1	0	0	0	0
Bob Johnson, R (1, 3) OBP: 0.283, SLG: 0.422		0-0 BB 1B		0-0 F3 ②		0-0 4-3 ③		0-3 K ②		3	0	1	0	0	0	0
Boog Powell, L (9, PH) OBP: 0.299, SLG: 0.359		1-2 BB 1B						0-3 K ③		1	0	0	0	0	1	0
Sam Bowens, R (1, 9) OBP: 0.159, SLG: 0.238		4-0 BB BB		0-0 WP 1B			0-0 6-3 ①		0-3 K ③	2	0	1	0	1	0	0
Curt Blefary, L (9, PH) OBP: 0.397, SLG: 0.546		1-2 2-3 BB								1	0	0	0	0	1	0
John Orsino, R (1, 2) OBP: 0.324, SLG: 0.431		0-3 K ①		4-0 BB BB BB		1-2 FC6-4 BB		0-0 F7 ②		2	0	0	0	1	1	3
Paul Blair, R (1, 8) OBP: 0.296, SLG: 0.304		0-3 K ②		0-0 FC6-4 ③		1-2		0-0 F9 ③		3	0	0	0	0	1	5
Jim Palmer, R (1, 1) OBP: 0.294, SLG: 0.438		0-0 4-3 ③														
Russ Snyder, L (8, PH) OBP: 0.370, SLG: 0.329																
Steve Barber, L (9, 1) OBP: 0.111, SLG: 0.059									0-0 SH1-4 1B							

BOTTOM

Washington Senators @ Baltimore Orioles
Memorial Stadium, Baltimore, MD
 Fri Jun 18 1965, 7:05 PM EDT
 Att. 9,054 - Unknown

livebaseballscorecards.com

AB	30
R	0
H	4
RBI	0
BB	2
SO	8
LOB	13



Inning Stats	R: 0	H: 0	E: 0	K: 1	S: 5	LOB: 0	BB: 0	P: 5	R: 0	H: 2	E: 0	K: 2	S: 9	LOB: 3	BB: 1	P: 13	R: 0	H: 0	E: 0	K: 1	S: 5	LOB: 0	BB: 0	P: 5	R: 0	H: 1	E: 0	K: 0	S: 4	LOB: 2	BB: 1	P: 8	R: 0	H: 0	E: 0	K: 0	S: 3	LOB: 0	BB: 0	P: 3	R: 0	H: 0	E: 0	K: 0	S: 3	LOB: 0	BB: 0	P: 3	R: 0	H: 0	E: 0	K: 2	S: 8	LOB: 1	BB: 0	P: 8	R: 0	H: 0	E: 0	K: 2	S: 7	LOB: 0	BB: 0	P: 7	1B: 4	2B: 0	3B: 0	HR: 0	SF: 0	SAC: 1	DP: 0	HBP: 0	WP: 1	PB: 0	SB: 0	CS: 0	PA: 33
--------------	------	------	------	------	------	--------	-------	------	------	------	------	------	------	--------	-------	-------	------	------	------	------	------	--------	-------	------	------	------	------	------	------	--------	-------	------	------	------	------	------	------	--------	-------	------	------	------	------	------	------	--------	-------	------	------	------	------	------	------	--------	-------	------	------	------	------	------	------	--------	-------	------	-------	-------	-------	-------	-------	--------	-------	--------	-------	-------	-------	-------	--------

PITCHER	IP	WLS	BF	H	R	ER	SO	BB	IBB	HBP	BLK	WP	HR	S	P	ERA	WHIP
Pete Richert, L (1, 1) ERA: 3.03	8.0	W	30	4	0	0	6	2	0	0	0	1	0	40	48	0.00	0.750
Ron Kline, R (9, 1) ERA: 1.91	1.0	S	3	0	0	0	2	0	0	0	0	0	0	7	7	0.00	0.000

Batter	1	2	3	4	5	6	7	8	9	AB R H RBI BB SO LOB	TOP	
Don Zimmer, R (1, 4) <small>OBP: 0.333, SLG: 0.333</small>	0-0 		0-3 			0-0 		0-0 		4 0 1 0 0 1 1		
Ken McMullen, R (1, 5) <small>OBP: 0.329, SLG: 0.441</small>	0-0 6-3 			0-3 		0-3 		0-3 		4 0 0 0 0 3 2		
Jim King, L (1, 9) <small>OBP: 0.367, SLG: 0.496</small>	0-0 G3 			0-0 L3 			0-0 	0-0 		4 1 1 1 0 0 1		
Frank Howard, R (1, 7) <small>OBP: 0.346, SLG: 0.485</small>	0-0 1-3 			0-0 6-3 			0-0 	0-3 		4 0 0 0 0 1 1		
Don Lock, R (1, 8) <small>OBP: 0.324, SLG: 0.338</small>		0-0 5-3 			0-3 		0-0 			3 0 0 0 0 1 0		
Bob Chance, L (1, 3) <small>OBP: 0.285, SLG: 0.354</small>		0-3 			0-0 		4-0 			2 0 0 0 1 1 0		
Doug Camilli, R (1, 2) <small>OBP: 0.260, SLG: 0.293</small>		0-0 G1 			0-3 		0-0 			3 0 0 0 0 1 1		
Ed Brinkman, R (1, 6) <small>OBP: 0.241, SLG: 0.283</small>			0-0 5-3 			0-0 		0-0 		3 0 1 0 0 0 0		
Buster Narum, R (1, 1) <small>OBP: 0.063, SLG: 0.250</small> Marshall Bridges, S (8, 1) <small>OBP: 0.333, SLG: 1.000</small> Ron Kline, R (8, 1)			0-0 			0-3 		0-3 		3 0 0 0 0 2 1 0 0 0 0 0 0 0 0 0 0 0 0 0 0		
Inning Stats	R: 0 H: 1 E: 0 LOB: 1 K: 0 BB: 0 S: 4 P: 4	R: 0 H: 0 E: 0 LOB: 0 K: 1 BB: 0 S: 5 P: 5	R: 0 H: 0 E: 0 LOB: 0 K: 1 BB: 0 S: 5 P: 5	R: 0 H: 0 E: 0 LOB: 0 K: 1 BB: 0 S: 5 P: 5	R: 0 H: 0 E: 0 LOB: 0 K: 2 BB: 0 S: 7 P: 7	R: 0 H: 1 E: 0 LOB: 1 K: 2 BB: 0 S: 8 P: 8	R: 1 H: 1 E: 0 LOB: 1 K: 0 BB: 1 S: 4 P: 8	R: 0 H: 0 E: 0 LOB: 0 K: 1 BB: 0 S: 5 P: 5	R: 0 H: 0 E: 0 LOB: 0 K: 2 BB: 0 S: 7 P: 7	1B: 2 SF: 0 2B: 0 SAC: 0 3B: 0 DP: 0 HR: 1 HBP: 0	WP: 0 PA: 31 PB: 1 SB: 0 CS: 0	
PITCHER Milt Pappas, R (1, 1) <small>ERA: 1.87</small>	IP WLS BF H R ER SO BB IBB HBP BLK WP HR S P ERA WHIP 9.0 W 31 3 1 1 10 1 0 0 0 0 1 50 54 1.00 0.444											PITCHER IP WLS BF H R ER SO BB IBB HBP BLK WP HR S P ERA WHIP

Washington Senators @ Baltimore Orioles
Memorial Stadium, Baltimore, MD
 Sat Jun 19 1965, 7:05 PM EDT
 Att. 7,697 - Unknown

livebaseballscores.com

AB	30
R	1
H	3
RBI	1
BB	1
SO	10
LOB	7



Batter	1	2	3	4	5	6	7	8	9	AB	R	H	RBI	BB	SO	LOB
Russ Snyder, L (1, 8) OBP: 0.356, SLG: 0.315	0-0 5-3		0-3 K		0-0 L6		0-0 F5			4	0	0	0	0	1	1
Luis Aparicio, R (1, 6) OBP: 0.266, SLG: 0.354	0-0 6-3		0-0 6-3		0-0 F6			0-0 1-3		4	0	0	0	0	0	0
Boog Powell, L (1, 7) Jackie Brandt, R (8, PR) (9, 7) OBP: 0.302, SLG: 0.358 OBP: 0.310, SLG: 0.462	0-0 F6		0-0 F2			4-0 FC1-6 BB		0-0 BB 1B 1B		3	0	1	0	1	0	0
Brooks Robinson, R (1, 5) OBP: 0.367, SLG: 0.446		0-0 1B BB BB 1B		4-0 FC3-6 1B BB		0-0 FC1-6		0-0 1B BB 1B		3	2	2	0	1	0	1
Curt Blefary, L (1, 9) Sam Bowens, R (9, 9) OBP: 0.394, SLG: 0.534 OBP: 0.159, SLG: 0.238		0-0 F8		0-0 F9		0-0 F7		4-0 BB BB BB BB 1B		3	0	0	0	1	0	3
Norm Siebern, L (1, 3) OBP: 0.371, SLG: 0.434		4-0 BB BB BB 1-2 BB		0-0 1-2 FC3-6 1B		0-0 F7		0-0 1-2 2-3 BB		3	0	2	1	1	0	1
Charlie Lau, L (1, 2) Paul Blair, R (7, PR) Dick Brown, R (8, 2) OBP: 0.340, SLG: 0.510 OBP: 0.296, SLG: 0.304 OBP: 0.243, SLG: 0.303		0-0 G5-3 BB 1-2 2-3 1B		0-0 FC3-6 1-2 2-3 1B			0-0 3B	0-0 SF9		3	0	2	0	0	0	2
Jerry Adair, R (1, 4) OBP: 0.316, SLG: 0.335		4-0 BB BB BB 1-2 2-3 3-H BB		0-0 F9			0-0 6-3	0-0 F9		3	0	0	1	1	0	5
Milt Pappas, R (1, 1) OBP: 0.161, SLG: 0.258		0-0 G5-3		0-3 K			0-3 K			3	0	0	0	0	2	4

Inning Stats	R: 0	H: 0	E: 0	K: 0	S: 3	R: 1	H: 2	E: 0	K: 0	S: 4	R: 0	H: 0	E: 0	K: 1	S: 5	R: 0	H: 1	E: 0	K: 0	S: 4	R: 0	H: 0	E: 0	K: 1	S: 5	R: 0	H: 0	E: 0	K: 0	S: 3	R: 0	H: 1	E: 0	K: 1	S: 6	R: 2	H: 3	E: 0	K: 0	S: 6	R: 0	H: 0	E: 0	K: 0	S: 3
	0	0	0	0	3	2	2	0	0	4	0	0	0	0	5	0	1	0	0	4	0	0	0	0	0	5	0	0	0	0	7	0	1	0	6	3	0	0	6	0	0	0	3		


PITCHER	IP	WLS	BF	H	R	ER	SO	BB	IBB	HBP	BLK	WP	HR	S	P	ERA	WHIP
Buster Narum, R (1, 1) ERA: 5.25	7.1	L	31	6	3	3	3	4	0	0	0	0	0	33	49	3.68	1.364
Marshall Bridges, L (8, 1) ERA: 1.83	0.0		2	1	0	0	0	1	0	0	0	0	0	1	5	∞	∞
Ron Kline, R (8, 1) ERA: 1.88	0.2		2	0	0	0	0	0	0	0	0	0	0	2	2	0.00	0.000

BOTTOM

Washington Senators @ Baltimore Orioles
Memorial Stadium, Baltimore, MD
 Sat Jun 19 1965, 7:05 PM EDT
 Att. 7,697 - Unknown

AB	29
R	3
H	7
RBI	3
BB	5
SO	3
LOB	17

WP: 0 PA: 35
 PB: 0 SB: 0
 CS: 0



1B	2B	3B	HR	SF	SAC	DP	HBP	WP	HR	S	P	ERA	WHIP
6	0	1	0	1	0	1	0	0	0	0	0	0	0

Batter	1	2	3	4	5	6	7	8	9	AB R H RBI BB SO LOB	TOP											
Don Blasingame, L (1, 4) OBP: 0.271, SLG: 0.314	0-0 F8		0-0 4-3			0-0 6-3		0-0 4-3		4 0 0 0 0 0 0												
Woodie Held, R (1, 5) OBP: 0.374, SLG: 0.461	0-0 F8			0-0 5-3		4-0 FC4-6 BB		0-0 1B		3 0 1 0 1 0 0												
Jim King, L (1, 9) OBP: 0.357, SLG: 0.480	0-3 K			0-0 F5		0-0 FC4-6 1-2f HR		0-0 4-3		4 1 0 0 0 1 2												
Frank Howard, R (1, 7) OBP: 0.348, SLG: 0.498		0-0 6-3		0-0 1B 1B		0-0 1-H HR		0-0 L6		4 1 2 2 0 0 0												
Don Lock, R (1, 8) OBP: 0.323, SLG: 0.335		0-0 5-3		0-0 1-2 1B		0-0 F3		0-0 F8		4 0 1 0 0 0 0												
Bob Chance, L (1, 3) OBP: 0.284, SLG: 0.351		0-0 FC5-4 1B		0-0 4-3			0-0 F8		0-3 K	4 0 1 0 0 1 2												
Don Zimmer, R (1, 2) OBP: 0.322, SLG: 0.319		0-0 FC5-4 1-2f			0-0 6-3		0-0 F4			3 0 0 0 0 0 1												
Ed Brinkman, R (1, 6) OBP: 0.239, SLG: 0.280			0-0 L7		0-0 L9		0-0 6-3			2 0 0 0 0 0 0												
Joe Cunningham, L (7, PH) OBP: 0.358, SLG: 0.356										1 0 0 0 0 0 0												
Ken Hamlin, R (7, 6) OBP: 0.318, SLG: 0.342										0 0 0 0 0 0 0												
Howie Koplitz, R (1, 1) OBP: 0.063, SLG: 0.063			0-3 K		0-0 6-3			0-3 K		1 0 0 0 0 1 0												
Mike Grumley, L (5, PH) OBP: 0.231, SLG: 0.155										1 0 0 0 0 0 0												
Mike McCormick, L (5, 1) OBP: 0.220, SLG: 0.059										0 0 0 0 0 0 0												
Willie Kirkland, L (8, PH) OBP: 0.228, SLG: 0.425										1 0 0 0 0 1 0												
Ryne Duren, R (8, 1) OBP: 0.143, SLG: 0.143										0 0 0 0 0 0 0												
Steve Ridzik, R (8, 1) OBP: 0.143, SLG: 0.143										0 0 0 0 0 0 0												
Marshall Bridges, S (8, 1) OBP: 0.333, SLG: 1.000										0 0 0 0 0 0 0												
Inning Stats	R: 0 E: 0 K: 1 S: 5	H: 0 LOB: 0 BB: 0 P: 5	R: 0 E: 0 K: 0 S: 4	H: 1 LOB: 1 BB: 0 P: 4	R: 0 E: 0 K: 1 S: 5	H: 0 LOB: 0 BB: 0 P: 5	R: 0 E: 0 K: 0 S: 3	H: 2 LOB: 2 BB: 0 P: 5	R: 0 E: 0 K: 0 S: 3	H: 0 LOB: 0 BB: 0 P: 3	R: 2 E: 0 K: 0 S: 4	H: 1 LOB: 0 BB: 1 P: 8	R: 0 E: 0 K: 0 S: 3	H: 0 LOB: 0 BB: 0 P: 3	R: 0 E: 0 K: 1 S: 6	H: 1 LOB: 1 BB: 0 P: 6	R: 0 E: 0 K: 1 S: 5	H: 0 LOB: 0 BB: 0 P: 5	1B: 4 2B: 0 3B: 0 HR: 1	SF: 0 SAC: 0 DP: 0 HBP: 0	WP: 0 PB: 0 SB: 0 CS: 0	PA: 33
PITCHER Wally Bunker, R (1, 1) ERA: 3.27	IP: 9.0 WLS: W BF: 33 H: 5 R: 2 ER: 2 SO: 4 BB: 1 IBB: 0 HBP: 0 BLK: 0 WP: 0 HR: 1 S: 40 P: 44 ERA: 2.00 WHIP: 0.667											PITCHER	IP: 9.0 WLS: W BF: 33 H: 5 R: 2 ER: 2 SO: 4 BB: 1 IBB: 0 HBP: 0 BLK: 0 WP: 0 HR: 1 S: 40 P: 44 ERA: 2.00 WHIP: 0.667									

Washington Senators @ Baltimore Orioles
 Memorial Stadium, Baltimore, MD
 Sun Jun 20 1965, 3:33 AM EDT
 Att. 8,332 - Unknown

AB	32
R	2
H	5
RBI	2
BB	1
SO	4
LOB	5



Batter	1	2	3	4	5	6	7	8	9	AB R H RBI BB SO LOB	TOP									
Joe Cunningham, L (1, 3) OBP: 0.352, SLG: 0.343	0-0 L9	0-3 K		4-0 FC6-4 BB		0-0 G3		0-0 3-1		4 0 0 0 1 1 3										
Ken Hamlin, R (1, 4) OBP: 0.310, SLG: 0.333	0-0 F5	0-0 1-3		0-0 FC6-4 E		0-3 K		0-0 F4	2 0 0 0 0 0 3	3 0 0 1 0 1 1										
Willie Kirkland, L (4, PH) OBP: 0.220, SLG: 0.408				1-2f																
Ken McMullen, R (1, 7) OBP: 0.323, SLG: 0.432	0-0 1-3		0-0 F6	0-0 E4		0-0 6-3		0-0 F7	5 0 0 0 0 0 1											
Woodie Held, R (1, 9) OBP: 0.375, SLG: 0.466		0-0 1B E 1B	0-0 6-3	0-0 1-3			0-0 1B 2B	0-3 K	5 1 2 0 0 1 2											
Don Lock, R (1, 8) OBP: 0.326, SLG: 0.335		0-0 E5 1B	4-0		0-0 2B 1B		0-0 F4		3 2 1 0 1 0 2											
Don Zimmer, R (1, 5) OBP: 0.330, SLG: 0.329		0-0 1B	0-0 1-2 BB			0-3 K		0-0 F4	4 0 2 0 0 1 2											
Don Blasingame, L (7, 4) OBP: 0.271, SLG: 0.314		0-0 1B FC1-2 1B	0-0 1-3			0-0 K		0-0 1B	0 0 0 0 0 0 0											
Doug Camilli, R (1, 2) OBP: 0.269, SLG: 0.313		0-0 FC1-2 BB 1B		0-0 1-3	0-0 2B		0-0 F6		4 0 2 3 0 0 1											
Ed Brinkman, R (1, 6) OBP: 0.244, SLG: 0.292		0-0 FC1-2 BB		0-0 1B 3B	0-0 F6		0-3 K		3 1 1 0 1 1 1											
Pete Richert, L (1, 1) OBP: 0.185, SLG: 0.083		0-0 FC1-2		0-0 PB FC6-4 1B	0-0 F7		0-0 6-3		4 1 1 1 0 0 4											
Inning Stats	R: 0 H: 0 E: 0 K: 0 S: 3	H: 0 LOB: 0 BB: 0 P: 3	R: 2 H: 3 E: 1 K: 1 S: 9	H: 3 LOB: 3 BB: 1 P: 13	R: 0 H: 0 E: 0 K: 0 S: 3	H: 0 LOB: 1 BB: 1 P: 7	R: 2 H: 2 E: 1 K: 0 S: 6	H: 2 LOB: 2 BB: 1 P: 10	R: 1 H: 2 E: 0 K: 1 S: 7	H: 2 LOB: 1 BB: 0 P: 7	R: 0 H: 0 E: 0 K: 1 S: 5	H: 0 LOB: 0 BB: 0 P: 5	R: 0 H: 2 E: 0 K: 0 S: 4	H: 2 LOB: 1 BB: 0 P: 4	R: 0 H: 0 E: 0 K: 1 S: 5	H: 0 LOB: 0 BB: 0 P: 5	R: 0 H: 0 E: 0 K: 1 S: 5	H: 0 LOB: 0 BB: 0 P: 5	1B: 6 SF: 0 2B: 2 SAC: 0 3B: 1 DP: 0 HR: 0 HBP: 0	WP: 0 PA: 40 PB: 2 SB: 0 CS: 0
PITCHER	IP WLS BF H R ER SO BB IBB HBP BLK WP HR S P ERA WHIP																			
Juan Pizarro, L (1, 1) ERA: 7.32	1.0 L 7 3 2 1 0 0 0 0 0 0 0 0 7 7 9.00 3.000																			
Bob Locker, R (2, 1) ERA: 2.62	2.1 12 2 2 1 1 3 0 0 0 0 0 0 11 23 3.86 2.143																			
Tommy John, L (4, 1) ERA: 3.61	0.2 3 0 0 0 0 0 0 0 0 0 0 0 3 3 0.00 0.000																			
Hoyt Wilhelm, R (5, 1) ERA: 2.72	3.0 12 4 1 1 2 0 0 0 0 0 0 0 16 16 3.00 1.333																			
Greg Bollo, R (8, 1) ERA: 2.0	2.0 6 0 0 0 0 2 0 0 0 0 0 0 10 10 0.00 0.000																			

Washington Senators @ Chicago White Sox
 Comiskey Park, Chicago, IL
 Wed Jun 23 1965, 8:05 PM EDT
 Unknown

AB	37
R	5
H	9
RBI	5
BB	3
SO	5
LOB	20




Batter	1	2	3	4	5	6	7	8	9	AB R H RBI BB SO LOB
Ken Berry, R OBP: 0.266, SLG: 0.324 (1, 8)	0-0 BB 1B		0-0 FC4-6 1B		0-0 4-3		0-0 F2			4 0 2 0 0 0 1
Floyd Robinson, L OBP: 0.307, SLG: 0.343 (1, 9)	4-0 G4-6-3 1-2 BB		0-0 FC4-6 1-2f 2B		0-3 K			4-0 G6-4-3 BB		2 1 0 0 2 1 1
John Romano, R OBP: 0.323, SLG: 0.362 (1, 2)	0-3 K		0-3 K		0-0 F3			0-0 G6-4-3 1-2f		4 0 0 0 0 2 4
Bill Skowron, R OBP: 0.328, SLG: 0.449 (1, 3)	0-0 G4-6-3 1-2f		0-0 1-H 2B		0-0 F8			0-0 5-3		4 0 1 1 0 0 2
Pete Ward, L OBP: 0.369, SLG: 0.467 (1, 5)		0-3 K	0-0 F5		0-0 F4			0-3 K		4 0 0 0 0 2 1
Ron Hansen, R OBP: 0.312, SLG: 0.384 (1, 6)		0-0 BB 1B		0-0 1B 1B		0-0 F6		0-3 K		4 0 2 0 0 1 0
Dave Nicholson, R OBP: 0.214, SLG: 0.282 (1, 7)		4-0 1-2 BB		0-3 K			0-0 F9		0-0 6-3	3 0 0 0 1 1 1
Al Weis, S OBP: 0.305, SLG: 0.342 (1, 4)		0-0 F3		0-0 G1-6-3 1-2 1B			0-0 F3			3 0 1 0 0 0 2
Juan Pizarro, L OBP: 0.286, SLG: 0.296 (2, 1)		0-3 K		0-0 G1-6-3 1-2f			4-0 BB			0 0 0 0 0 0 0
Bob Locker, S (4, 1)										1 0 0 0 0 0 1 2
Tommy John, R OBP: 0.211, SLG: 0.167 (4, PH)										0 0 0 0 0 0 0 0
Danny Cater, R OBP: 0.265, SLG: 0.410 (5, 1)										1 0 0 0 0 0 0 2
Hoyt Wilhelm, R (7, PH)										0 0 0 0 0 0 0 0
Don Buford, S OBP: 0.347, SLG: 0.402 (8, 1)										0 0 0 0 0 1 0 0 0
Greg Bolio, R										0 0 0 0 0 0 0 0

Inning Stats	R: 0	H: 1	E: 0	LOB: 1	K: 1	S: 5	P: 9	R: 0	H: 1	E: 0	LOB: 2	K: 2	S: 8	P: 12	R: 1	H: 2	E: 0	LOB: 1	K: 1	S: 7	R: 0	H: 2	E: 0	LOB: 1	K: 1	S: 6	P: 6	R: 0	H: 0	E: 0	LOB: 0	K: 1	S: 5	P: 5	R: 0	H: 0	E: 0	LOB: 0	K: 0	S: 3	P: 3	R: 0	H: 0	E: 0	LOB: 1	K: 0	S: 3	P: 7	R: 0	H: 0	E: 0	LOB: 0	K: 0	S: 2	P: 6	R: 0	H: 0	E: 0	LOB: 0	K: 2	S: 7	P: 7	1B: 5	SF: 0	2B: 1	SAC: 0	3B: 0	DP: 3	HR: 0	HBP: 0	WP: 0	PA: 34
PITCHER Pete Richert, L ERA: 2.8 (1, 1)	IP	WLS	BF	H	R	ER	SO	BB	IBB	HBP	BLK	WP	HR	S	P	ERA	WHIP																																																							
																		PITCHER	IP	WLS	BF	H	R	ER	SO	BB	IBB	HBP	BLK	WP	HR	S	P	ERA	WHIP																																					

BOTTOM

Washington Senators @ Chicago White Sox
Comiskey Park, Chicago, IL
Wed Jun 23 1965, 8:05 PM EDT
Unknown

AB	30
R	1
H	6
RBI	1
BB	4
SO	8
LOB	16



Batter	1	2	3	4	5	6	7	8	9	AB R H RBI BB SO LOB	TOP		
Don Blasingame, L (1, 4) OBP: 0.276, SLG: 0.318	0-0 1B 1B		0-0 1-3 1-2			0-0 F8		0-0 BB 1B 1B		4 0 2 0 0 0 1			
Ken McMullen, R (1, 5) OBP: 0.326, SLG: 0.433	0-0 F4		0-3 K			0-0 G3 1B		0-0 BB 1B		4 0 2 0 0 1 2			
Willie Kirkland, L (1, 7) OBP: 0.244, SLG: 0.418	0-0 G1-6-3 1B			0-0 1B		0-0 G3		4-0 BB 1-2 2-3		3 0 2 0 1 0 1			
Jim King, L (1, 9) OBP: 0.350, SLG: 0.469	0-0 G1-6-3			0-0 F8		0-0 F4		0-0 F6		3 0 0 0 0 0 4			
Woodie Held, R (8, PH) OBP: 0.373, SLG: 0.463 (8, 9)	1-2f									1 0 0 0 0 0 3			
Bob Chance, L (1, 3) OBP: 0.279, SLG: 0.344		0-3 K		0-0 F7		0-0 5-3		0-0 4-3		3 0 0 0 0 1 1			
Don Zimmer, R (9, PH) OBP: 0.326, SLG: 0.325										1 0 0 0 0 0 0			
Don Lock, R (1, 8) OBP: 0.320, SLG: 0.327		0-0 F7		0-3 K		0-0 F9		0-3 K		4 0 0 0 0 2 1			
Mike Brumley, L (1, 2) OBP: 0.223, SLG: 0.149		0-0 F8			0-0 3-1		0-0 6-3		0-0 1-3	4 0 0 0 0 0 0	AB 33		
Ed Brinkman, R (1, 6) OBP: 0.245, SLG: 0.292			0-0 1-3 1B		0-0 L7		0-0 5-3			3 0 1 0 0 0 0	R 0		
Bennie Daniels, L (1, 1) OBP: 0.273, SLG: 0.158			0-3 K		0-3 K		0-0 L6			1 0 0 0 0 1 1	H 7		
Mike McCormick, L (4, 1) OBP: 0.190, SLG: 0.056										1 0 0 0 0 1 0	RBI 0		
Joe Cunningham, L (8, PH) OBP: 0.349, SLG: 0.340										1 0 0 0 0 0 0	BB 1		
Ron Kline, R (8, 1)										0 0 0 0 0 0 0	SO 6		
Frank Kreutzer, R (8, 1)										0 0 0 0 0 0 0	LOB 14		
Inning Stats	R: 0 E: 0 K: 0 S: 4 H: 2 LOB: 1 BB: 0 P: 4	R: 0 E: 0 K: 1 S: 5 H: 0 LOB: 0 BB: 0 P: 5	R: 0 E: 0 K: 2 S: 8 H: 1 LOB: 1 BB: 0 P: 8	R: 0 E: 0 K: 1 S: 6 H: 1 LOB: 1 BB: 0 P: 6	R: 0 E: 0 K: 1 S: 5 H: 0 LOB: 0 BB: 0 P: 5	R: 0 E: 0 K: 0 S: 4 H: 1 LOB: 1 BB: 0 P: 4	R: 0 E: 0 K: 0 S: 3 H: 0 LOB: 0 BB: 0 P: 3	R: 0 E: 0 K: 0 S: 5 H: 2 LOB: 3 BB: 1 P: 9	R: 0 E: 0 K: 1 S: 5 H: 0 LOB: 0 BB: 0 P: 5	1B: 7 SF: 0 2B: 0 SAC: 0 3B: 0 DP: 1 HR: 0 HBP: 0	WP: 0 PA: 34 PB: 0 SB: 0 CS: 0		
PITCHER	IP WLS BF H R ER SO BB IBB HBP BLK WP HR S P ERA WHIP											PITCHER	IP WLS BF H R ER SO BB IBB HBP BLK WP HR S P ERA WHIP
John Buzhardt, R (1, 1) ERA: 2.54	7.2 W 30 7 0 0 5 1 0 0 0 0 0 0 39 43 0.00 1.043												
Gary Peters, L (8, 1) ERA: 4.0	0.1 1 0 0 0 0 0 0 0 0 0 0 0 1 1 0.00 0.000												
Eddie Fisher, R (9, 1) ERA: 1.33	1.0 S 3 0 0 0 1 0 0 0 0 0 0 0 5 5 0.00 0.000												

Washington Senators @ Chicago White Sox
Comiskey Park, Chicago, IL
 Wed Jun 23 1965, 8:05 PM EDT
 Att. 18,135 - Unknown

livebaseballscores.com



Batter	1	2	3	4	5	6	7	8	9
Don Buford, S OBP: 0.348, SLG: 0.399 (1, 4)	0-3 K		0-0 6-3	0-0 F9		4-0 BB		0-0 WP S 1B	
Floyd Robinson, L OBP: 0.312, SLG: 0.346 (1, 9)	0-0 1B		0-0 1B 1B	0-0 F6		0-3 K		4-0 1-3 BB BB	
Pete Ward, L OBP: 0.369, SLG: 0.463 (1, 5)	0-0 F8		0-0 1-3 1B 1B		0-0 4-3		0-0 4-3	4-0 1-2 BB	
Bill Skowron, R OBP: 0.322, SLG: 0.441 (1, 3)	0-0 F9		0-0 1-3		0-3 K		0-0 F8	0-3 K	
Tom McCraw, L OBP: 0.259, SLG: 0.262 (8, 3)									
J.C. Martin, L OBP: 0.376, SLG: 0.418 (1, 2)		0-0 1B 1B	4-0 BB 1B IBB		0-0 2B 1B		0-3 K		
Ron Hansen, R OBP: 0.319, SLG: 0.395 (1, 6)		0-0 F7	0-0 BB 1B		0-0 1-H 2B		0-0 HR 1B		
Dave Nicholson, R OBP: 0.239, SLG: 0.357 (1, 7)		0-3 K	4-0 FC5-4 BB		0-3 K		0-0 1-H HR		
Ken Berry, R OBP: 0.266, SLG: 0.322 (1, 8)		0-0 1-3 1B	0-0 FC5-4			0-3 K		0-0 F6	
John Buzhardt, R OBP: 0.231, SLG: 0.091 (1, 1)		0-0 4-3			0-3 K		0-0 F8	0-3 K	
Gary Peters, L OBP: 0.135, SLG: 0.111 (8, 1)									
Eddie Fisher, R OBP: 0.063, SLG: 0.063 (9, 1)									

Inning Stats	R: 0	H: 1	E: 0	K: 1	S: 6	LOB: 1	BB: 0	P: 6	R: 0	H: 2	E: 0	K: 1	S: 7	LOB: 2	BB: 0	P: 7	R: 2	H: 3	E: 0	K: 0	S: 6	LOB: 3	BB: 2	P: 14	R: 0	H: 0	E: 0	K: 1	S: 5	LOB: 0	BB: 0	P: 5	R: 1	H: 2	E: 0	K: 2	S: 9	LOB: 1	BB: 0	P: 9	R: 0	H: 0	E: 0	K: 2	S: 7	LOB: 1	BB: 1	P: 11	R: 0	H: 0	E: 0	K: 1	S: 5	LOB: 0	BB: 0	P: 5	R: 2	H: 3	E: 0	K: 2	S: 10	LOB: 3	BB: 2	P: 18
--------------	------	------	------	------	------	--------	-------	------	------	------	------	------	------	--------	-------	------	------	------	------	------	------	--------	-------	-------	------	------	------	------	------	--------	-------	------	------	------	------	------	------	--------	-------	------	------	------	------	------	------	--------	-------	-------	------	------	------	------	------	--------	-------	------	------	------	------	------	-------	--------	-------	-------

PITCHER	IP	WLS	BF	H	R	ER	SO	BB	IBB	HBP	BLK	WP	HR	S	P	ERA	WHIP
Bennie Daniels, R ERA: 3.63 (1, 1)	3.0	L	17	6	2	2	2	1	1	0	0	0	0	19	27	6.00	2.333
Mike McCormick, L ERA: 3.23 (4, 1)	4.0		15	2	1	1	6	1	0	0	0	0	0	26	30	2.25	0.750
Ron Kline, R ERA: 2.31 (8, 1)	0.2		6	3	2	2	1	1	0	0	0	1	1	7	11	27.00	6.000
Frank Kreutzer, L ERA: 5.23 (8, 1)	0.1		2	0	0	0	1	1	0	0	0	0	0	3	7	0.00	3.000


BOTTOM

Washington Senators @ Chicago White Sox
Comiskey Park, Chicago, IL

Wed Jun 23 1965, 8:05 PM EDT
Att. 18,135 - Unknown

AB	R	H	RBI	BB	SO	LOB
4	0	1	0	1	1	0
4	1	2	0	1	1	1
4	1	1	0	1	0	1
4	0	0	0	0	1	3
1	0	0	0	0	1	3
3	1	2	0	1	1	0
4	1	3	3	0	0	1
3	1	1	2	1	2	2
4	0	1	0	0	1	3
3	0	0	0	0	1	2
1	0	0	0	0	1	0
0	0	0	0	0	0	0

AB	35
R	5
H	11
RBI	5
BB	5
SO	10
LOB	16



1B	2B	3B	HR	SF	SAC	DP	HBP	WP	PA
9	1	0	1	0	0	0	0	1	40

WP	HR	S	P	ERA	WHIP
1	0	0	0	0	0

livebaseballscorecards.com

Batter	1	2	3	4	5	6	7	8	9	AB R H RBI BB SO LOB	TOP											
Joe Cunningham, L (1, 3) OBP: 0.344, SLG: 0.333	0-0 WP 1B		0-0 F6			0-0 4-3	0-0 3-1		0-0 6-3	5 0 1 0 0 0 2												
Ken McMullen, R (1, 5) OBP: 0.327, SLG: 0.444	0-0 F9 1-2		0-0 F9			0-0 HR 1B	0-0 2-H HR		0-3 K	5 2 2 2 0 1 2												
Woodie Held, R (1, 9) (8, 6) OBP: 0.374, SLG: 0.477	0-3 K				0-0 F9	0-0 1-H HR	4-0 BB		0-0 1-3	4 1 1 2 1 1 1												
Frank Howard, R (1, 7) OBP: 0.347, SLG: 0.494	0-0 5-3				0-0 F4	0-0 E 1B	0-0 1-3			4 0 1 0 0 0 2												
Don Lock, R (1, 8) OBP: 0.313, SLG: 0.320		0-0 2-3			0-3 K	0-0 1-2		0-0 6-3		4 0 0 0 0 1 1												
Don Zimmer, R (1, 4) (8, 2) OBP: 0.323, SLG: 0.321		0-0 6-3			0-0 5-3	0-3 K		0-0 HR 1B		4 1 1 0 0 1 2												
Doug Camilli, R (1, 2) OBP: 0.262, SLG: 0.303		0-0 L4			0-0 F9	0-0 F5		0-0 1-H HR		3 0 0 0 0 0 2												
Willie Kirkland, L (8, PH) (8, 9) OBP: 0.253, SLG: 0.463										1 1 1 2 0 0 0												
Ed Brinkman, R (1, 6) OBP: 0.251, SLG: 0.294			1-0 SH1-4 HBP			0-0 1B		0-0 F5	0-0 F8	2 0 1 0 0 0 0												
Don Blasingame, L (8, PH) (8, 4) OBP: 0.274, SLG: 0.317								0-0 F5	0-3 K	1 0 0 0 0 0 0												
Buster Narum, R (1, 1) OBP: 0.059, SLG: 0.235			0-0 SH1-4			0-3 K		0-0 HR 1B	0-3 K	1 0 0 0 0 1 1												
Marshall Bridges, S (5, 1) OBP: 0.333, SLG: 1.000										0 0 0 0 0 0 0												
Ryne Duren, R (5, 1)										0 0 0 0 0 0 0												
Ken Hamlin, R (7, PH) OBP: 0.319, SLG: 0.342										1 1 1 0 0 0 0												
Steve Ridzik, R (7, 1) OBP: 0.143, SLG: 0.143										0 0 0 0 0 0 0												
Jim King, L (8, PH) OBP: 0.348, SLG: 0.466										1 0 0 0 0 1 0												
Mike McCormick, L (8, 1) OBP: 0.190, SLG: 0.056										0 0 0 0 0 0 0												
Inning Stats	R: 0 E: 0 K: 1 S: 6	H: 1 LOB: 1 BB: 0 P: 6	R: 0 E: 0 K: 0 S: 3	H: 0 LOB: 0 BB: 0 P: 3	R: 0 E: 0 K: 0 S: 3	H: 0 LOB: 1 BB: 0 P: 4	R: 0 E: 0 K: 1 S: 5	H: 0 LOB: 0 BB: 0 P: 5	R: 0 E: 0 K: 1 S: 6	H: 1 LOB: 1 BB: 0 P: 6	R: 2 E: 1 K: 1 S: 9	H: 3 LOB: 2 BB: 0 P: 9	R: 2 E: 0 K: 0 S: 5	H: 2 LOB: 1 BB: 1 P: 9	R: 2 E: 0 K: 1 S: 7	H: 2 LOB: 0 BB: 0 P: 7	R: 0 E: 0 K: 1 S: 5	H: 0 LOB: 0 BB: 0 P: 5	1B: 6 2B: 0 3B: 0 HR: 3	SF: 0 SAC: 1 DP: 0 HBP: 1	WP: 1 PB: 0 SB: 0 CS: 0	PA: 39
PITCHER	IP WLS BF H R ER SO BB IBB HBP BLK WP HR S P ERA WHIP																					
Dennis Bennett, L (1, 1) ERA: 4.35	6.2 W 30 7 4 4 4 1 0 1 0 1 2 36 41 5.40 1.200																					
Bob Duliba, R (7, 1) ERA: 4.0	0.2 4 2 2 2 0 0 0 0 0 0 1 4 4 27.00 3.000																					
Dick Radatz, R (8, 1) ERA: 4.78	1.2 S 5 0 0 0 2 0 0 0 0 0 0 9 9 0.00 0.000																					

Washington Senators @ Boston Red Sox
Fenway Park, Boston, MA
Fri Jun 25 1965, 7:05 PM EDT
Att. 9,287 - Unknown

livebaseballscorecards.com

AB	36
R	6
H	9
RBI	6
BB	1
SO	6
LOB	13



Batter	1	2	3	4	5	6	7	8	9	AB	R	H	RBI	BB	SO	LOB
Lenny Green, L OBP: 0.348, SLG: 0.422 (1, 8)	0-0 4-3	0-0 G4-6-3		0-0 F7		0-0 F7			0-0 F7	5	0	0	0	0	0	5
Dalton Jones, L OBP: 0.364, SLG: 0.430 (1, 5)	1-0 1B PB SF8 HBP	0-0 CS 1B			0-0 G5-4-3 1B		0-0 F8		0-0 FC4-6 1B	4	2	2	0	0	0	1
Carl Yastrzemski, L OBP: 0.401, SLG: 0.621 (1, 7)	0-0 1B 1-3 HR 1B	0-0 CS 1-2	4-0 BB		0-0 F3		0-0 4-3		0-0 1B 1-3 1B	4	1	2	0	1	0	1
Felix Mantilla, R OBP: 0.399, SLG: 0.502 (1, 4)	0-0 SF8		0-0 F6		0-0 G5-4-3 1-2f		0-0 5-3		0-0 1-2 3-H 1B	4	0	1	2	0	0	2
Lee Thomas, L OBP: 0.360, SLG: 0.487 (1, 3)	0-0 1-3 HR 1B		0-0 F9			4-0 FC5-4 BB		0-0 G3	0-0 G3	4	1	1	0	1	0	3
Tony Conigliaro, R OBP: 0.315, SLG: 0.467 (1, 9)	0-0 1-H 3-H HR		0-3 K			0-0 FC5-4 1-2f 2B		0-0 L4-1 1B		4	2	2	3	0	1	2
Bob Tillman, R OBP: 0.281, SLG: 0.345 (1, 2)	0-3 K			0-0 FC5-4 1B		0-0 2B 1-2 1B		0-0 L4-1		4	0	2	0	0	1	1
Rico Petrocelli, R OBP: 0.248, SLG: 0.342 (1, 6)		0-0 HR		0-0 FC5-4 1-2f		0-0 1-3 2-H 2B		0-3 K2-3		4	1	2	2	0	1	2
Dave Morehead, R OBP: 0.253, SLG: 0.148 (1, 1)		4-0 BB		0-3 K		0-3 K			0-0 FC4-6 1B	0	0	0	0	1	0	0
Arnold Earley, L (4, 1)										1	0	0	0	0	1	1
Russ Nixon, L OBP: 0.182, SLG: 0.182 (6, PH)										1	0	0	0	0	1	2
Dick Radatz, R OBP: 0.375, SLG: 0.600 (7, 1)										0	0	0	0	0	0	0
Jay Ritchie, R OBP: 0.667, SLG: 0.500 (8, 1)										0	0	0	0	0	0	0
Chuck Schilling, R OBP: 0.337, SLG: 0.457 (9, PH)										1	0	1	0	0	0	0


Inning Stats	R: 4	H: 3	E: 0	LOB: 0	K: 1	BB: 0	S: 8	P: 9	R: 1	H: 2	E: 0	LOB: 0	K: 0	BB: 1	S: 3	P: 7	R: 0	H: 0	E: 0	LOB: 1	K: 1	BB: 1	S: 5	P: 9	R: 0	H: 1	E: 0	LOB: 0	K: 0	BB: 0	S: 3	P: 3	R: 1	H: 2	E: 0	LOB: 2	K: 1	BB: 1	S: 7	P: 11	R: 0	H: 0	E: 0	LOB: 0	K: 0	BB: 0	S: 3	P: 3	R: 0	H: 1	E: 0	LOB: 1	K: 1	BB: 0	S: 6	P: 6	R: 1	H: 3	E: 0	LOB: 2	K: 0	BB: 0	S: 6	P: 6	1B: 10	SF: 1	2B: 1	SAC: 0	3B: 0	DP: 2	HR: 2	HBP: 1	WP: 0	PA: 42
--------------	------	------	------	--------	------	-------	------	------	------	------	------	--------	------	-------	------	------	------	------	------	--------	------	-------	------	------	------	------	------	--------	------	-------	------	------	------	------	------	--------	------	-------	------	-------	------	------	------	--------	------	-------	------	------	------	------	------	--------	------	-------	------	------	------	------	------	--------	------	-------	------	------	--------	-------	-------	--------	-------	-------	-------	--------	-------	--------

PITCHER	IP	WLS	BF	H	R	ER	SO	BB	IBB	HBP	BLK	WP	HR	S	P	ERA	WHIP
Howie Kopitz, R ERA: 6.51 (1, 1)	1.0		9	4	5	5	1	1	0	1	0	0	2	9	14	45.00	5.000
Phil Ortega, R ERA: 4.64 (2, 1)	5.0	W	19	5	1	1	3	2	0	0	0	0	0	23	31	1.80	1.400
Ron Kline, R ERA: 2.36 (7, 1)	3.0	S	13	4	1	1	1	0	0	0	0	0	0	15	15	3.00	1.333

BOTTOM

Washington Senators @ Boston Red Sox
 Fenway Park, Boston, MA
 Sat Jun 26 1965, 3:33 AM EDT
 Att. 5,718 - Unknown

AB	36
R	7
H	13
RBI	7
BB	3
SO	5
LOB	20



Batter	1	2	3	4	5	6	7	8	9	AB R H RBI BB SO LOB	TOP	
Don Blasingame, L (1, 4) OBP: 0.280, SLG: 0.317	0-0 E3 1B	0-0 4-3			0-0 1B		0-0 5-3 1-2		0-0 F5	5 1 1 0 0 0 2		
Ken McMullen, R (1, 5) OBP: 0.330, SLG: 0.447 Ryne Duren, R (7, 1)	0-0 1B 1-2 1B		0-0 6-3		0-0 1B 1-3		0-0 6-3			4 0 2 0 0 0 1 0 0 0 0 0 0 0		
Willie Kirkland, L (1, 8) OBP: 0.268, SLG: 0.477	0-3 K		0-0 F3		0-3 K			4-0 FC6 BB		3 0 0 0 1 2 4		
Frank Howard, R (1, 7) OBP: 0.343, SLG: 0.480	0-0 F8		0-0 5-3		0-3 K			0-3 K		4 0 0 0 0 2 5		
Jim King, L (1, 9) OBP: 0.354, SLG: 0.471	0-0 BB 1-3 2-H 1B			0-0 L4		0-0 4-3		0-0 FC6 1-2f		4 0 1 1 0 0 1		
Bob Chance, L (1, 3) OBP: 0.284, SLG: 0.344	4-0 FC6-4 1-2 BB			0-0 1B		0-0 4-3		0-3 K		3 0 1 0 1 1 1		
Don Zimmer, R (1, 2) OBP: 0.302, SLG: 0.308	0-0 FC6-4 1-2f		0-3 K		0-0 F8			0-0 F7		4 0 0 0 0 1 4		
Ed Brinkman, R (1, 6) OBP: 0.255, SLG: 0.307		0-0 5-3		0-0 F5		0-0 G1		0-0 2B		4 0 1 0 0 0 1		
Bennie Daniels, L (1, 1) OBP: 0.261, SLG: 0.150 Marshall Bridges, S (3, 1) OBP: 0.250, SLG: 0.750 Woodie Held, R (7, PH) OBP: 0.374, SLG: 0.474		0-3 K		0-0 6-3		0-0 5-3 1B		0-0 F7		1 0 0 0 0 1 0 1 0 0 0 0 0 0 2 0 1 0 0 0 1		
Inning Stats	R: 1 H: 2 E: 1 LOB: 3 K: 1 BB: 1 S: 8 P: 12	R: 0 H: 0 E: 0 LOB: 0 K: 1 BB: 0 S: 5 P: 5	R: 0 H: 0 E: 0 LOB: 0 K: 0 BB: 0 S: 3 P: 3	R: 0 H: 1 E: 0 LOB: 1 K: 1 BB: 0 S: 6 P: 6	R: 0 H: 2 E: 0 LOB: 2 K: 2 BB: 0 S: 9 P: 9	R: 0 H: 0 E: 0 LOB: 0 K: 0 BB: 0 S: 3 P: 3	R: 0 H: 1 E: 0 LOB: 1 K: 0 BB: 0 S: 4 P: 4	R: 0 H: 0 E: 1 LOB: 1 K: 2 BB: 1 S: 7 P: 11	R: 0 H: 1 E: 0 LOB: 1 K: 0 BB: 0 S: 4 P: 4	1B: 6 SF: 0 2B: 1 SAC: 0 3B: 0 DP: 0 HR: 0 HBP: 0	WP: 0 PA: 37 PB: 0 SB: 0 CS: 0	
PITCHER Jim Lonborg, R (1, 1) ERA: 2.93	IP WLS BF H R ER SO BB IBB HBP BLK WP HR S P ERA WHIP	9.0 W 37 7 1 0 7 2 0 0 0 0 0 0 49 57 0.00 1.000										

Washington Senators @ Boston Red Sox
 Fenway Park, Boston, MA
 Sun Jun 27 1965, 3:33 AM EDT
 Unknown

AB	35
R	1
H	7
RBI	1
BB	2
SO	7
LOB	20



Batter	1	2	3	4	5	6	7	8	9
Lenny Green, L OBP: 0.349, SLG: 0.426 (1, 8)	0-0 FC1-6 1B		0-0 4-3 1B 2B	0-0 F9		0-0 F7		0-0 F7	
Dalton Jones, L OBP: 0.361, SLG: 0.425 (1, 5)	0-0 FC1-6 1B WP 1-2f		0-0 4-3 2-3	0-0 WP 1B 1-3		0-0 F6			
Carl Yastrzemski, L OBP: 0.403, SLG: 0.619 (1, 7)	0-0 WP 1-3 1B		0-0 E 1B 3-H	0-0 4-3 1-3 3-H			0-0 4-3		
Felix Mantilla, R OBP: 0.396, SLG: 0.498 (1, 4)	0-3 K 2-3 3-H		0-0 E8 1-3 1B		0-0 5-3		0-0 4-3		
Lee Thomas, L OBP: 0.362, SLG: 0.487 (1, 3)	0-0 G3		0-0 F3		0-0 1B		0-0 2-6 1B		
Tony Conigliaro, R OBP: 0.322, SLG: 0.467 (1, 9)		0-0 G6-3 1B	4-0 FC6 IBB		0-3 K		0-0 2-6 1-2	4-0 1B SF9 BB	
Russ Nixon, L OBP: 0.200, SLG: 0.200 (1, 2)		0-0 G6-3 1-2f	0-0 FC6 1-2f		0-0 L6			0-0 SH3-4 1B 1-3	
Rico Petrocelli, R OBP: 0.248, SLG: 0.342 (1, 6)		0-0 1B		0-0 F7		0-3 K		0-0 SF9 3-H	
Jim Lonborg, R OBP: 0.194, SLG: 0.233 (1, 1)		0-0 F8		4-0 1B WP BB		0-0 2B		0-0 SH3-4 1-2	

Inning Stats	R: 1	H: 2	E: 0	K: 1	S: 7	LOB: 1	BB: 0	P: 7
	R: 0	H: 2	E: 0	K: 0	S: 4	LOB: 1	BB: 0	P: 4
	R: 1	H: 3	E: 1	K: 0	S: 6	LOB: 3	BB: 1	P: 10
	R: 1	H: 1	E: 0	K: 0	S: 4	LOB: 1	BB: 1	P: 8
	R: 0	H: 1	E: 0	K: 1	S: 6	LOB: 1	BB: 0	P: 6
	R: 0	H: 1	E: 0	K: 0	S: 3	LOB: 1	BB: 0	P: 3
	R: 1	H: 1	E: 0	K: 0	S: 4	LOB: 1	BB: 1	P: 8
	R: 0	H: 1	E: 0	K: 0	S: 3	LOB: 1	BB: 0	P: 3

PITCHER	IP	WLS	BF	H	R	ER	SO	BB	IBB	HBP	BLK	WP	HR	S	P	ERA	WHIP
Bennie Daniels, R ERA: 3.77 (1, 1)	2.1	L	13	7	2	2	1	0	0	0	0	1	0	15	15	7.71	3.000
Marshall Bridges, L ERA: 2.66 (3, 1)	3.2		16	3	1	1	2	1	1	0	0	1	0	18	26	2.46	1.091
Ryne Duren, R ERA: 4.66 (7, 1)	2.0		9	2	1	1	0	1	0	0	0	0	0	7	11	4.50	1.500

AB R H RBI BB SO LOB

5	1	2	0	0	0	3
4	1	1	0	0	0	3
4	0	2	1	0	0	1
4	0	1	0	0	1	1
4	0	2	0	0	0	3
2	1	1	0	2	1	1
4	0	1	0	0	0	5
3	0	1	1	0	1	0
2	1	1	0	1	0	1

AB	32
R	4
H	12
RBI	2
BB	3
SO	3
LOB	18

WP	3	PA	37
PB	0		
SB	0		
CS	0		

Washington Senators @ Boston Red Sox
 Fenway Park, Boston, MA
 Sun Jun 27 1965, 3:33 AM EDT
 Unknown

livebaseballscorecards.com



Batter	1	2	3	4	5	6	7	8	9	10	11	AB R H RBI BB SO LOB	TOP					
Ed Brinkman, R (1, 6) OBP: 0.248, SLG: 0.299	F8		K		F2		K		F3		F8	6 0 0 0 0 2 6	Washington Senators @ Boston Red Sox Fenway Park, Boston, MA Sun Jun 27 1965, 3:38 AM EDT Att. 10,447 - Unknown					
Willie Kirkland, L (1, 7) OBP: 0.263, SLG: 0.467 Don Lock, R (3, 8) OBP: 0.317, SLG: 0.347	F1		K		2B			HR		F9		2 0 0 0 0 1 0 3 1 2 2 0 0 0						
Woodie Held, R (1, 8) OBP: 0.370, SLG: 0.462 (3, 7)	BB		F8		K			K		5-3		4 0 0 0 1 2 1						
Jim King, L (1, 9) OBP: 0.343, SLG: 0.454	F4				K			F8		4-3		5 0 0 0 0 1 1						
Ken McMullen, R (1, 5) OBP: 0.324, SLG: 0.438		F5			F8			K		F4		5 0 0 0 0 1 0						
Bob Chance, L (1, 3) OBP: 0.299, SLG: 0.365		1B			FC5-4			3-1				5 1 4 0 0 0 0						
Doug Camilli, R (1, 2) OBP: 0.259, SLG: 0.327		F3			FC5-4			HR		FC3-6		5 1 1 1 0 1 4						
Ken Hamlin, R (1, 4) OBP: 0.333, SLG: 0.357		1B			F8			6-3				5 0 3 1 0 0 0						
Frank Kreuzer, R Steve Ritzel, R Frank Howard, R Howie Spillane, R Mike Spagnoli, L Don Zimmer, R Ron Kline, R Don Blasingame, L Ryne Duren, R		K			2B			K		K		1 0 0 0 0 0 1 1 1 1 1 0 1 2 0 0 0 0 0 0 0 0 0 0 0 0 0 1 0 0 0 0 0 0 0 0 0 0						
Inning Stats	R: 0 H: 0 E: 0 LOB: 1 K: 0 BB: 1 S: 3 P: 7	R: 1 H: 2 E: 0 LOB: 1 K: 1 BB: 0 S: 7 P: 7	R: 0 H: 0 E: 0 LOB: 0 K: 2 BB: 0 S: 7 P: 7	R: 0 H: 1 E: 0 LOB: 1 K: 1 BB: 0 S: 6 P: 6	R: 1 H: 2 E: 0 LOB: 1 K: 1 BB: 0 S: 7 P: 7	R: 0 H: 0 E: 0 LOB: 0 K: 1 BB: 0 S: 5 P: 5	R: 1 H: 1 E: 0 LOB: 0 K: 2 BB: 0 S: 8 P: 8	R: 1 H: 1 E: 0 LOB: 0 K: 1 BB: 0 S: 6 P: 6	R: 0 H: 2 E: 0 LOB: 2 K: 1 BB: 0 S: 7 P: 7	R: 0 H: 0 E: 0 LOB: 0 K: 0 BB: 0 S: 3 P: 3	R: 0 H: 2 E: 0 LOB: 3 K: 1 BB: 1 S: 7 P: 11	1B: 6 SF: 0 2B: 3 SAC: 0 3B: 0 DP: 0 HR: 2 HBP: 0		WP: 0 PA: 46 PB: 0 SB: 0 CS: 0				
PITCHER	IP WLS BF H R ER SO BB IBB HBP BLK WP HR S P ERA WHIP																	
Earl Wilson, R (1, 1) ERA: 4.32	8.1	35	9	4	4	9	1	0	0	0	0	0	0	2	52	56	4.32	1.200
Arnold Earley, L (9, 1) ERA: 3.75	1.2	5	0	0	0	1	0	0	0	0	0	0	0	0	7	7	0.00	0.000
Bob Duliba, R (11, 1) ERA: 3.79	1.0	W 6	2	0	0	1	1	0	0	0	0	0	0	0	7	11	0.00	3.000

livebaseballscorecards.com




Batter	1	2	3	4	5	6	7	8	9	10	11	AB	R	H	RBI	BB	SO	LOB	BOTTOM
Chuck Schilling, R (1, 4) <small>OBP: 0.348, SLG: 0.454</small> Bob Duliba, R (11, 1)	4-0 	0-0 		0-0 		0-0 		0-0 		0-0 		5	0	2	0	1	0	2	
Frank Malzone, R (1, 5) <small>OBP: 0.277, SLG: 0.256</small> Dalton Jones, L (8, PH) <small>OBP: 0.356, SLG: 0.419</small> (9, 5)	0-0 	0-0 		0-0 		0-0 		0-0 		0-0 		4	0	0	0	0	0	4	
Carl Yastrzemski, L (1, 8) <small>OBP: 0.410, SLG: 0.626</small> (11, 7)	0-3 	4-0 		0-0 		4-0 		0-0 			0-0 	4	1	2	0	2	1	2	
Felix Mantilla, R (1, 7) <small>OBP: 0.395, SLG: 0.490</small> (11, 4)	0-0 	0-0 		4-0 		0-0 			0-0 		4-0 	4	0	0	0	2	0	6	
Tony Conigliaro, R (1, 9) <small>OBP: 0.323, SLG: 0.464</small>		4-0 	0-0 	0-0 			0-0 		0-0 		0-0 	4	1	1	0	1	0	2	
Lee Thomas, L (1, 3) <small>OBP: 0.374, SLG: 0.506</small>		0-0 	0-0 		4-0 		0-0 		0-0 		4-0 	3	2	3	1	2	0	0	
Bob Tillman, R (1, 2) <small>OBP: 0.283, SLG: 0.344</small>		0-0 	0-0 		0-0 		0-3 		0-0 		0-0 	6	1	2	2	0	1	3	
Rico Petrocelli, R (1, 6) <small>OBP: 0.254, SLG: 0.339</small>		4-0 	0-0 		0-0 		0-0 			0-3 		4	0	1	0	1	1	2	
Earl Wilson, R (1, 1) <small>OBP: 0.316, SLG: 0.281</small> Arnold Earley, L (9, 1) Lenny Green, L (10, PH) <small>OBP: 0.351, SLG: 0.428</small> (11, 8)		0-0 	0-0 			0-0 		0-3 		0-0 		4	0	2	2	0	1	1	
Inning Stats	R: 0 H: 0 E: 0 LOB: 1 K: 1 BB: 1 S: 5 P: 9	R: 3 H: 4 E: 0 LOB: 3 K: 0 BB: 3 S: 6 P: 18	R: 1 H: 2 E: 0 LOB: 1 K: 0 BB: 0 S: 5 P: 5	R: 0 H: 1 E: 0 LOB: 2 K: 0 BB: 1 S: 4 P: 8	R: 0 H: 0 E: 0 LOB: 0 K: 0 BB: 1 S: 2 P: 6	R: 0 H: 1 E: 0 LOB: 2 K: 0 BB: 1 S: 4 P: 8	R: 0 H: 1 E: 0 LOB: 1 K: 1 BB: 0 S: 6 P: 6	R: 0 H: 1 E: 0 LOB: 1 K: 1 BB: 0 S: 6 P: 6	R: 0 H: 1 E: 0 LOB: 1 K: 0 BB: 0 S: 4 P: 4	R: 0 H: 1 E: 0 LOB: 1 K: 1 BB: 0 S: 6 P: 6	R: 1 H: 2 E: 0 LOB: 3 K: 0 BB: 2 S: 3 P: 11	1B: 11 SF: 0 2B: 3 SAC: 2 3B: 0 DP: 1 HR: 1 HBP: 0	WP: 1 PA: 52 PB: 0 SB: 0 CS: 0						
PITCHER	IP WLS BF H R ER SO BB IBB HBP BLK WP HR S P ERA WHIP																		
Frank Kreutzer, L (1, 1) <small>ERA: 5.91</small>	1.0	8	2	3	3	1	3	0	0	0	0	0	0	7	19	27.00	5.000		
Steve Ridzik, R (2, 1) <small>ERA: 4.69</small>	5.0	23	6	1	1	0	4	0	0	0	1	1	19	35	1.80	2.000			
Howie Koplitz, R (7, 1) <small>ERA: 6.18</small>	2.0	8	2	0	0	2	0	0	0	0	0	0	12	12	0.00	1.000			
Ron Kline, R (9, 1) <small>ERA: 2.25</small>	2.0	8	2	0	0	1	0	0	0	0	0	0	10	10	0.00	1.000			
Ryne Duren, R (11, 1) <small>ERA: 5.03</small>	0.1	L	5	2	1	1	0	0	2	0	0	0	3	11	27.00	6.000			

Washington Senators @ Boston Red Sox
 Fenway Park, Boston, MA
 Sun Jun 27 1965, 3:38 AM EDT
 Att. 10,447 - Unknown

AB	41
R	5
H	14
RBI	5
BB	9
SO	4
LOB	24



Batter	1	2	3	4	5	6	7	8	9	AB R H RBI BB SO LOB	TOP														
Phil Linz, R (1, 6) OBP: 0.292, SLG: 0.296 Tony Kubek, L (7, PH) OBP: 0.250, SLG: 0.259 (7, 6)	0-0 F8		0-0 6-3		0-0 F4		0-0 F9		0-0 F8	3 0 0 0 0 0 0 2 0 0 0 0 0 1	<p>New York Yankees @ Washington Senators D.C. Stadium, Washington, DC Mon Jun 28 1965, 7:05 PM EDT Unknown - 91 F</p> <p>livebaseballscorecards.com</p> <table border="1"> <tr><td>AB</td><td>39</td></tr> <tr><td>R</td><td>3</td></tr> <tr><td>H</td><td>12</td></tr> <tr><td>RBI</td><td>3</td></tr> <tr><td>BB</td><td>1</td></tr> <tr><td>SO</td><td>5</td></tr> <tr><td>LOB</td><td>17</td></tr> </table> 	AB	39	R	3	H	12	RBI	3	BB	1	SO	5	LOB	17
AB	39																								
R	3																								
H	12																								
RBI	3																								
BB	1																								
SO	5																								
LOB	17																								
Bobby Richardson, R (1, 4) OBP: 0.321, SLG: 0.328	0-0 F9 BB CS 1B		0-0 6-3		0-0		0-0 1-2 1B		0-0 E6 1B	5 0 3 0 0 0 0															
Roger Maris, L (1, 9) OBP: 0.361, SLG: 0.447	4-0 1-2 BB			0-3 K	0-0 G3		0-0 F2		0-0 1-3 L1-4-3 1B	4 0 1 0 1 1 3															
Elston Howard, R (1, 2) OBP: 0.261, SLG: 0.329 Doc Edwards, R (8, 2) OBP: 0.277, SLG: 0.226	0-0 F9			0-0 1B 1B		0-0 6-3		0-0 F7	0-0 L1-4-3 1B	4 1 1 0 0 0 2 1 0 0 0 0 0 2															
Tom Tresh, S (1, 8) OBP: 0.353, SLG: 0.493 (8, 7)	0-0 CS 3-H	0-3 K		0-0 1-2 1B		0-0 5-3		0-0 E6 1B 1B		4 1 1 0 0 1 0															
Hector Lopez, R (1, 7) OBP: 0.280, SLG: 0.327 Ross Moschitto, R (8, PR) OBP: 0.158, SLG: 0.333 (8, 8)		0-0 F9		0-0 1-2 2-H 1B		0-0 F4		0-0 1B 1B		4 0 2 1 0 0 0 0 0 0 0 0 0 0															
Joe Pepitone, L (1, 3) OBP: 0.317, SLG: 0.418		0-0 1B		0-0 F5		0-0 4-3		0-0 1-3 2-H 1B		4 0 2 1 0 0 2															
Clete Boyer, R (1, 5) OBP: 0.311, SLG: 0.380		0-3 K		0-0 F7		0-0 HR		0-0 F4		4 1 1 1 0 1 5															
Mel Stottlemyre, R (1, 1) OBP: 0.178, SLG: 0.311			0-3 K		0-0 F4		0-0 1B 1B		0-3 K	4 0 1 0 0 2 2															
Inning Stats	R: 0 H: 1 E: 0 LOB: 1 K: 0 BB: 1 S: 3 P: 7	R: 0 H: 1 E: 0 LOB: 1 K: 2 BB: 0 S: 8 P: 8	R: 0 H: 0 E: 0 LOB: 0 K: 1 BB: 0 S: 5 P: 5	R: 1 H: 3 E: 0 LOB: 2 K: 1 BB: 0 S: 8 P: 8	R: 0 H: 1 E: 0 LOB: 1 K: 0 BB: 0 S: 4 P: 4	R: 0 H: 0 E: 0 LOB: 0 K: 0 BB: 0 S: 3 P: 3	R: 1 H: 3 E: 0 LOB: 2 K: 0 BB: 0 S: 6 P: 6	R: 1 H: 2 E: 1 LOB: 2 K: 1 BB: 0 S: 8 P: 8	R: 0 H: 1 E: 1 LOB: 1 K: 0 BB: 0 S: 4 P: 4	1B: 11 SF: 0 2B: 0 SAC: 0 3B: 0 DP: 1 HR: 1 HBP: 0	WP: 0 PA: 41 PB: 0 SB: 0 CS: 1														
PITCHER	IP WLS BF H R ER SO BB IBB HBP BLK WP HR S P ERA WHIP											PITCHER	IP WLS BF H R ER SO BB IBB HBP BLK WP HR S P ERA WHIP												
Pete Richert, L (1, 1) ERA: 2.8	6.1 L 27 8 2 2 4 1 0 0 0 0 1 34 38 2.84 1.421																								
Bennie Daniels, R (7, 1) ERA: 3.75	0.1 2 1 0 0 0 0 0 0 0 0 0 2 2 0.00 3.000																								
Marshall Bridges, L (7, 1) ERA: 2.52	1.1 7 2 1 0 1 0 0 0 0 0 0 9 9 0.00 1.500																								
Ron Kline, R (9, 1) ERA: 2.2	1.0 4 1 0 0 0 0 0 0 0 0 0 4 4 0.00 1.000																								

BOTTOM

New York Yankees @ Washington Senators
D.C. Stadium, Washington, DC

livebaseballscorecards.com

AB	28
R	0
H	2
RBI	0
BB	4
SO	4
LOB	16



WP:	0	PA:	32
PB:	0	SB:	0
CS:	1		

ERA	0.00	WHIP	0.667
-----	------	------	-------

AB R H RBI BB SO LOB

4	0	1	0	0	0	1
2	0	0	0	2	0	2
4	0	0	0	0	0	2
4	0	0	0	0	2	3
4	0	0	0	0	1	2
3	0	1	0	0	0	2
2	0	0	0	1	1	1
1	0	0	0	0	0	0
1	0	0	0	0	0	0
0	0	0	0	0	0	0
1	0	0	0	0	0	1
1B:	2	SF:	0			
2B:	1	SAC:	0			
3B:	0	DP:	2			
HR:	0	HBP:	0			

Batter	1	2	3	4	5	6	7	8	9
Don Blasingame, L (1, 4) OBP: 0.283, SLG: 0.316	0-0 F4		0-0 G4-6-3			0-0 4-3		0-0 FC6-4 1B	
Ken McMullen, R (1, 5) OBP: 0.326, SLG: 0.435	4-0 FC1-6 BB			4-0 E BB		0-0 F5		0-0 FC6-4	
Jim King, L (1, 9) OBP: 0.335, SLG: 0.441	0-0 FC1-6			0-0 E6 FC4-6		0-0 3-1		0-0 4-3	
Frank Howard, R (1, 7) OBP: 0.337, SLG: 0.471	0-3 K			0-3 K		0-0 F6		0-0 F4	
Don Lock, R (1, 8) OBP: 0.311, SLG: 0.339		0-0 F9		0-3 K		0-0 G3		0-0 L1	
Bob Chance, L (1, 3) OBP: 0.299, SLG: 0.364		0-0 CS 1B		0-0 FC4-6		0-0 3-4-1			
Doug Camilli, R (1, 2) OBP: 0.261, SLG: 0.321		0-3 K			0-0 F7		4-0 1B BB		
Ed Brinkman, R (1, 6) OBP: 0.250, SLG: 0.297			4-0 FC5-6 BB		0-0 F4		0-0 F8		
Willie Kirkland, L (8, PH) OBP: 0.260, SLG: 0.462					0-0 1-3		0-0 F3		
Ron Kline, R (9, 1)									
Pete Richert, L (1, 1) OBP: 0.172, SLG: 0.077			0-0 FC5-6						
Bennie Daniels, L (7, 1) OBP: 0.261, SLG: 0.150									
Marshall Bridges, S (7, 1) OBP: 0.250, SLG: 0.750									
Woodie Held, R (8, PH) OBP: 0.368, SLG: 0.459									

Inning Stats	R: 0 E: 0 K: 1 S: 5	H: 0 LOB: 1 BB: 1 P: 9	R: 0 E: 0 K: 1 S: 5	H: 1 LOB: 1 BB: 0 P: 5	R: 0 E: 0 K: 0 S: 2	H: 0 LOB: 0 BB: 1 P: 6	R: 0 E: 1 K: 2 S: 8	H: 0 LOB: 2 BB: 1 P: 12	R: 0 E: 0 K: 0 S: 3	H: 0 LOB: 0 BB: 0 P: 3	R: 0 E: 0 K: 0 S: 3	H: 0 LOB: 0 BB: 0 P: 3	R: 0 E: 0 K: 0 S: 4	H: 1 LOB: 2 BB: 1 P: 8	R: 0 E: 0 K: 0 S: 3	H: 0 LOB: 0 BB: 0 P: 3	1B: 2 2B: 1 3B: 0 HR: 0	SF: 0 SAC: 0 DP: 2 HBP: 0	WP: 0 PB: 0 SB: 0 CS: 1	PA: 32
--------------	------------------------------	---------------------------------	------------------------------	---------------------------------	------------------------------	---------------------------------	------------------------------	----------------------------------	------------------------------	---------------------------------	------------------------------	---------------------------------	------------------------------	---------------------------------	------------------------------	---------------------------------	----------------------------------	------------------------------------	----------------------------------	--------

PITCHER	Mel Stottlemyre, R (1, 1) ERA: 2.54	IP: 9.0 WLS: W BF: 32 H: 2 R: 0 ER: 0 SO: 4 BB: 4 IBB: 0 HBP: 0 BLK: 0 WP: 0 HR: 0 S: 36 P: 52 ERA: 0.00 WHIP: 0.667
---------	---	--

Mon Jun 28 1965, 7:05 PM EDT
Unknown - 91 F

Batter	1	2	3	4	5	6	7	8	9	AB R H RBI BB SO LOB	TOP	
Phil Linz, R OBP: 0.289, SLG: 0.289 (1, 6) X	0-0 F9		4-0 BB 1-2 BB		0-0 6-3		0-0 F4		0-0 4-3	4 0 0 0 1 0 0		
Bobby Richardson, R OBP: 0.323, SLG: 0.330 (1, 4) X	0-0 F8		0-0 FC4-6 1-3 2-H 1B		0-0 1B PB 1B		0-0 F7			4 1 2 1 0 0 0		
Roger Maris, L OBP: 0.359, SLG: 0.444 (1, 9) S S S Tony Kubek, L OBP: 0.252, SLG: 0.261 (1, 9)	0-3 K		0-3 K		0-0 1B PB 1B			0-0 6-3		1 0 0 0 0 1 0 3 0 1 0 0 1 2		
Tom Tresh, S OBP: 0.354, SLG: 0.496 (1, 8) (8, 7)		0-0 F5	0-0 FC4-6 1-2f		0-0 1B PB 1B			0-0 2B		4 0 2 0 0 0 2		
Hector Lopez, R OBP: 0.279, SLG: 0.351 (1, 7) Ross Moschitto, R OBP: 0.158, SLG: 0.333 (8, 8)		0-0 1-3		0-0 HR	0-3 K 1-2 2-3 3-H			0-0 F8		4 1 1 1 0 1 3 0 0 0 0 0 0 0		
Joe Pepitone, L OBP: 0.323, SLG: 0.421 (1, 3) X	0-0 F6			0-0 1B L6		0-0 1B G4-3		4-0 IBB		3 0 2 0 1 0 0		
Clete Boyer, R OBP: 0.310, SLG: 0.378 (1, 5) X			0-0 2B 1B	0-0 F2		0-0 F7		0-0 F7		4 1 1 0 0 0 4		
Doc Edwards, R OBP: 0.276, SLG: 0.235 (1, 2) X			0-0 FC1-5-6 1-H 2B	0-0 L6 1-2		0-0 G4-3			0-0 F8	4 0 1 1 0 0 2		
Bill Stafford, R (1, 1) Bobby Tiefenauer, R (6, 1) Ray Barker, L (9, PH) Steve Hamilton, L (9, 1) Pedro Ramos, S (9, 1) OBP: 0.143, SLG: 0.143			0-0 FC1-5-6 BB 1B 2-3		0-0 6-3		0-3 K		0-3 K	2 1 0 0 0 0 1 1 0 0 0 0 1 0 1 0 0 0 0 1 0 0 0 0 0 0 0 0 0 0 0 0 0 0 0		
Inning Stats	R: 0 H: 0 E: 0 LOB: 0 K: 1 BB: 0 S: 5 P: 5	R: 0 H: 0 E: 0 LOB: 0 K: 0 BB: 0 S: 3 P: 3	R: 2 H: 3 E: 0 LOB: 2 K: 1 BB: 1 S: 8 P: 12	R: 1 H: 2 E: 0 LOB: 1 K: 0 BB: 0 S: 4 P: 4	R: 1 H: 3 E: 0 LOB: 2 K: 1 BB: 0 S: 8 P: 8	R: 0 H: 1 E: 0 LOB: 0 K: 0 BB: 0 S: 3 P: 3	R: 0 H: 0 E: 0 LOB: 0 K: 1 BB: 0 S: 5 P: 5	R: 0 H: 1 E: 0 LOB: 2 K: 0 BB: 1 S: 4 P: 8	R: 0 H: 0 E: 0 LOB: 0 K: 1 BB: 0 S: 5 P: 5	1B: 7 SF: 0 2B: 2 SAC: 0 3B: 0 DP: 1 HR: 1 HBP: 0	WP: 0 PA: 37 PB: 1 SB: 0 CS: 0	
PITCHER	IP WLS BF H R ER SO BB IBB HBP BLK WP HR S P ERA WHIP											
Mike McCormick, L (1, 1) ERA: 3.29	6.0 L 26 9 4 3 3 1 0 0 0 0 0 1 31 35 4.50 1.667											
Steve Ridzik, R (7, 1) ERA: 4.53	2.0 8 1 0 0 1 0 1 0 0 0 0 9 13 0.00 0.500											
Ron Kline, R (9, 1) ERA: 2.15	1.0 3 0 0 0 0 1 0 0 0 0 0 5 5 0.00 0.000											

New York Yankees @ Washington Senators
D.C. Stadium, Washington, DC
Mon Jun 28 1965, 7:05 PM EDT
Att. 30,019 - Unknown - 85 F

livebaseballscores.com

AB	35
R	4
H	10
RBI	3
BB	2
SO	5
LOB	14



Batter	1	2	3	4	5	6	7	8	9	AB	R	H	RBI	BB	SO	LOB
Ken Hamlin, R OBP: 0.330, SLG: 0.352 (1, 4) (8, 6)	0-0 L3 1B			0-0 5-3		0-0 FC5-4 HR		0-0 6-3		4	1	1	0	0	0	1
Ken McMullen, R OBP: 0.322, SLG: 0.428 (1, 5) (8, 6)	0-0 L3 1-2			0-3 K		0-3 K		0-0 F6		4	0	0	0	0	2	2
Willie Kirkland, L OBP: 0.260, SLG: 0.484 (1, 9) (8, 7)	0-3 K			0-0 3-1		0-0 HR			0-3 K	4	1	1	2	0	2	0
Woodie Held, R OBP: 0.365, SLG: 0.472 (1, 7) (8, 4)		0-0 F5			0-0 HR	0-0 4-3			0-0 E6	4	1	1	1	0	0	1
Bob Chance, L OBP: 0.300, SLG: 0.360 Don Zimmer, R OBP: 0.296, SLG: 0.301 (1, 3) (9, PH)		0-0 5-3			4-0 BB		0-0 1-3		0-3 K	2	0	0	0	1	0	0
Don Lock, R OBP: 0.305, SLG: 0.332 (1, 8)		0-0 F9			0-0 L5		0-0 6-3		0-0 5-3	4	0	0	0	0	0	2
Mike Brumley, L OBP: 0.224, SLG: 0.152 (1, 2)			0-3 K		0-0 F7		0-0 1B			3	0	1	0	0	1	1
Ed Brinkman, R OBP: 0.248, SLG: 0.294 Jim King, L OBP: 0.333, SLG: 0.438 (1, 6) (7, PH) (8, 9)			0-3 K		0-0 1-3		0-0 F8			2	0	0	0	0	1	1
Mike McCormick, L OBP: 0.182, SLG: 0.053 Don Blasiniame, L OBP: 0.288, SLG: 0.319 Pete Richert, L OBP: 0.172, SLG: 0.077 Steve Rizzo, R OBP: 0.250, SLG: 0.375 Frank Howard, R OBP: 0.336, SLG: 0.469 Ron Kline, R (1, 1) (6, PH) (6, PR) (7, 1) (8, PH) (9, 1)			0-0 F7		0-0 FC5-4 1B		0-0 6-3			1	0	0	0	0	0	0

Inning Stats	R: 0	H: 1	E: 0	K: 1	S: 5	LOB: 0	BB: 0	P: 5	R: 0	H: 0	E: 0	K: 0	S: 3	LOB: 0	BB: 0	P: 3	R: 0	H: 0	E: 0	K: 2	S: 7	LOB: 0	BB: 0	P: 7	R: 1	H: 1	E: 0	K: 0	S: 4	LOB: 1	BB: 1	P: 8	R: 2	H: 2	E: 0	K: 1	S: 7	LOB: 1	BB: 0	P: 7	R: 0	H: 1	E: 0	K: 0	S: 4	LOB: 1	BB: 0	P: 4	R: 0	H: 0	E: 1	K: 2	S: 8	LOB: 1	BB: 0	P: 8	R: 0	H: 0	E: 0	K: 0	S: 3	LOB: 0	BB: 0	P: 3
1B: 3	SF: 0	2B: 1	SAC: 0	3B: 0	DP: 1	HR: 2	HBP: 0	WP: 0	PA: 33	PB: 0	SB: 0	CS: 0																																																				

PITCHER	IP	WLS	BF	H	R	ER	SO	BB	IBB	HBP	BLK	WP	HR	S	P	ERA	WHIP
Bill Stafford, R ERA: 3.04 (1, 1)	5.2	W	20	3	2	2	5	1	0	0	0	0	1	29	33	3.18	0.706
Bobby Tiefenauer, R ERA: 5.31 (6, 1)	2.1		9	2	1	1	0	0	0	0	0	0	1	9	9	3.86	0.857
Steve Hamilton, L ERA: 1.8 (9, 1)	0.1		2	0	0	0	1	0	0	0	0	0	0	4	4	0.00	0.000
Pedro Ramos, R ERA: 3.53 (9, 1)	0.2	S	2	0	0	0	1	0	0	0	0	0	0	4	4	0.00	0.000


BOTTOM

New York Yankees @ Washington Senators
D.C. Stadium, Washington, DC

Mon Jun 28 1965, 7:05 PM EDT
Att: 30,019 - Unknown - 85 F

livebaseballscorecards.com

AB	32
R	3
H	5
RBI	3
BB	1
SO	7
LOB	10



Batter	1	2	3	4	5	6	7	8	9	AB R H RBI BB SO LOB	TOP
Bobby Richardson, R OBP: 0.321, SLG: 0.331 (1, 4) X	0-0 L8		0-0 5-3		0-0 F5			0-0 F8 E 2B	0-0 F7	5 1 1 0 0 0 1	New York Yankees @ Washington Senators D.C. Stadium, Washington, DC Tue Jun 29 1965, 7:05 PM EDT Att: 19,637 - Unknown livebaseballscores.com
Tony Kubek, L OBP: 0.252, SLG: 0.261 (1, 6) X	0-0 1B		0-0 F6			0-0 F5		0-0 F8 2-3		4 0 1 0 0 0 1	
Tom Tresh, S OBP: 0.350, SLG: 0.490 (1, 8) S S S	0-3 K		0-0 F9			0-0 L9		0-3 K		4 0 0 0 0 2 2	
Elston Howard, R OBP: 0.261, SLG: 0.326 (1, 2) S S	0-3 K				0-0 E3 PB 1B	0-0 E5 WP		0-0 E5 3-H		4 0 1 0 0 1 1 0 0 0 0 0 0 0 0 0 0 0 0 0 0	
Phil Linz, R OBP: 0.289, SLG: 0.289 (8, PR)											
Doc Edwards, R OBP: 0.276, SLG: 0.235 (8, 2)											
Joe Pepitone, L OBP: 0.330, SLG: 0.419 (1, 9) B B B B		4-0 FC5-4 BB		0-0 F4		4-0 1-2 BB		4-0 IBB		1 0 0 0 3 0 1	
Hector Lopez, R OBP: 0.270, SLG: 0.339 (1, 7) X		0-0 FC5-4 F8 1-2f 1B		0-0 E3 1-3		0-3 K		0-3 K		4 0 0 0 0 2 6 0 0 0 0 0 0 0	
Ross Moschitto, R OBP: 0.158, SLG: 0.333 (8, 7)											
Ray Barker, L OBP: 0.362, SLG: 0.423 (1, 3) X		0-0 1-2 1B		0-0 F9			0-0 F5		0-0 F7	4 0 1 0 0 0 1	
Clete Boyer, R OBP: 0.308, SLG: 0.376 (1, 5) X		0-0 F8 2-3			0-0 F9		0-3 K		0-0 FC4-6 1B	4 0 1 0 0 1 2	
Al Downing, R OBP: 0.188, SLG: 0.133 (1, 1) S S S		0-3 K			0-0 5-3		0-3 K		0-0 FC4-6 1-2f	3 0 0 0 0 2 2 1 0 0 0 0 0 1	
Horace Clarke, S OBP: 0.298, SLG: 0.269 (9, PH)											
Inning Stats	R: 0 E: 0 K: 2 S: 8 H: 1 LOB: 1 BB: 0 P: 8	R: 0 E: 0 K: 1 S: 6 H: 1 LOB: 2 BB: 1 P: 10	R: 0 E: 0 K: 0 S: 3 H: 0 LOB: 0 BB: 0 P: 3	R: 0 E: 1 K: 0 S: 4 H: 1 LOB: 1 BB: 0 P: 4	R: 0 E: 0 K: 0 S: 3 H: 0 LOB: 0 BB: 0 P: 3	R: 0 E: 1 K: 1 S: 6 H: 0 LOB: 2 BB: 1 P: 10	R: 0 E: 0 K: 2 S: 7 H: 0 LOB: 0 BB: 0 P: 7	R: 1 E: 1 K: 2 S: 9 H: 1 LOB: 2 BB: 1 P: 13	R: 0 E: 0 K: 0 S: 4 H: 1 LOB: 1 BB: 0 P: 4	1B: 4 2B: 1 3B: 0 HR: 0 SF: 0 SAC: 0 DP: 0 HBP: 0	WP: 1 PB: 1 SB: 0 CS: 0 PA: 37
PITCHER Buster Narum, R ERA: 5.02 (1, 1)	IP: 9.0 WLS: W BF: 37 H: 5 R: 1 ER: 0 SO: 8 BB: 2 IBB: 1 HBP: 0 BLK: 0 WP: 1 HR: 0 S: 50 P: 62 ERA: 0.00 WHIP: 0.778										



Batter	1	2	3	4	5	6	7	8	9	AB	R	H	RBI	BB	SO	LOB
Ken Hamlin, R OBP: 0.337, SLG: 0.344 (1, 4)	H 1-0 HBP		X 0-0 F9			X 0-0 6-3		B B B B 4-0 1-2 BB		2	0	0	0	1	0	0
Ken McMullen, R OBP: 0.318, SLG: 0.422 (1, 5)	X 0-0 F4			S S S 0-3 K			X 0-0 1-3	S S S 0-3 K		4	0	0	0	0	2	3
Woodie Held, R OBP: 0.360, SLG: 0.464 (1, 9) (8, 7)	X 0-0 F8			X 0-0 L8			X 0-0 F8			3	0	0	0	0	0	1
Frank Howard, R OBP: 0.336, SLG: 0.479 Jim King, L OBP: 0.333, SLG: 0.438 (1, 7) (8, 9)	X 0-0 F8			X 0-0 6-3			X 0-0 HR			3	1	1	1	0	0	1
Don Lock, R OBP: 0.301, SLG: 0.326 (1, 8)		S S S 0-3 K			X 0-0 5-3		S S S 0-3 K			3	0	0	0	0	2	0
Doug Camilli, R OBP: 0.254, SLG: 0.312 (1, 2)		X 0-0 5-3			X 0-0 F7		X 0-0 E5 1B E SF7			3	1	0	0	0	0	0
Bob Chance, L OBP: 0.301, SLG: 0.359 (1, 3)		S S S 0-3 K			S S S 0-3 K		X 0-0 BB 1-3 1B			3	0	1	0	0	2	0
Ed Brinkman, R OBP: 0.249, SLG: 0.293 (1, 6)			S S S 0-3 K			B B B B 4-0 BB	X 0-0 SF7			1	0	0	1	1	1	0
Buster Narum, R OBP: 0.050, SLG: 0.200 (1, 1)			X 0-0 F8			S S S 0-3 K 1-2	X 0-0 F3			3	0	0	0	0	1	2

Inning Stats	R: 0 E: 0 K: 0 S: 3	H: 0 LOB: 1 BB: 0 P: 4	R: 0 E: 0 K: 2 S: 7	H: 0 LOB: 0 BB: 0 P: 7	R: 0 E: 0 K: 1 S: 5	H: 0 LOB: 0 BB: 0 P: 5	R: 0 E: 0 K: 1 S: 5	H: 0 LOB: 0 BB: 0 P: 5	R: 0 E: 0 K: 1 S: 4	H: 0 LOB: 0 BB: 1 P: 8	R: 1 E: 0 K: 1 S: 6	H: 1 LOB: 0 BB: 0 P: 6	R: 1 E: 2 K: 1 S: 7	H: 1 LOB: 2 BB: 1 P: 11	1B: 1 2B: 0 3B: 0 HR: 1	SF: 1 SAC: 0 DP: 0 HBP: 1
--------------	------------------------------	---------------------------------	------------------------------	---------------------------------	------------------------------	---------------------------------	------------------------------	---------------------------------	------------------------------	---------------------------------	------------------------------	---------------------------------	------------------------------	----------------------------------	----------------------------------	------------------------------------

PITCHER Al Downing, L ERA: 3.28 (1, 1)	IP 8.0	WLS L	BF 29	H 2	R 2	ER 1	SO 8	BB 2	IBB 0	HBP 1	BLK 0	WP 0	HR 1	S 42	P 51	ERA 1.12	WHIP 0.500
PITCHER	IP	WLS	BF	H	R	ER	SO	BB	IBB	HBP	BLK	WP	HR	S	P	ERA	WHIP

BOTTOM

New York Yankees @ Washington Senators
D.C. Stadium, Washington, DC
Tue Jun 29 1965, 7:05 PM EDT
Att. 19,637 - Unknown

livebaseballscorecards.com

AB	25
R	2
H	2
RBI	2
BB	2
SO	8
LOB	7



WP: 0	PA: 29
PB: 0	SB: 0
CS: 0	

Batter	1	2	3	4	5	6	7	8	9	AB R H RBI BB SO LOB	TOP		
Dick Howser, R (1, 6) OBP: 0.362, SLG: 0.284	0-0 F8		0-0 1B		4-0 BB			0-0 F8		3 0 1 0 1 0 0	Cleveland Indians @ Washington Senators D.C. Stadium, Washington, DC Wed Jun 30 1965, 7:05 PM EDT Att. 7,040 - Unknown		
Vic Davalillo, L (1, 8) OBP: 0.365, SLG: 0.444	0-3 K		0-0 F8		0-0 4-3			0-0 6-3		4 0 0 0 0 1 2			
Max Alvis, R (1, 5) OBP: 0.347, SLG: 0.500	0-0 L6			0-0 5-3			0-0 F5	0-0 2B		4 0 1 0 0 0 0			
Rocky Colavito, R (1, 9) OBP: 0.410, SLG: 0.552		0-0 6-3		0-0 F8			0-0 F7	0-0 L1-3		4 0 0 0 0 0 1			
Leon Wagner, L (1, 7) OBP: 0.355, SLG: 0.481		0-0 HR		0-0 BB 1B		4-0 BB		0-0 F7		3 1 2 1 1 0 0			
Chuck Hinton, R (1, 3) OBP: 0.336, SLG: 0.431		0-0 2-3 1B		4-0 1-2 BB		0-0 F5		0-0 F2		3 0 1 0 1 0 1			
Duke Sims, L (1, 2) OBP: 0.200, SLG: 0.400		0-0 2-3		0-0 F9			0-0 F2	0-0 F7		4 0 0 0 0 0 3			
Pedro Gonzalez, R (1, 4) OBP: 0.290, SLG: 0.385			0-3 K		0-0 F8		0-0 1-3			3 0 0 0 0 1 0			
Sam McDowell, L (1, 1) OBP: 0.100, SLG: 0.077			0-3 K		0-0 4-3		0-3 K			3 0 0 0 0 2 0			
Inning Stats	R: 0 E: 0 K: 1 S: 5 H: 0 LOB: 0 BB: 0 P: 5	R: 1 E: 0 K: 0 S: 4 H: 2 LOB: 0 BB: 0 P: 4	R: 0 E: 0 K: 2 S: 8 H: 1 LOB: 1 BB: 0 P: 8	R: 0 E: 0 K: 0 S: 4 H: 1 LOB: 2 BB: 1 P: 8	R: 0 E: 0 K: 0 S: 3 H: 0 LOB: 1 BB: 1 P: 7	R: 0 E: 0 K: 0 S: 3 H: 0 LOB: 1 BB: 1 P: 7	R: 0 E: 0 K: 1 S: 5 H: 0 LOB: 0 BB: 0 P: 5	R: 0 E: 0 K: 0 S: 4 H: 1 LOB: 1 BB: 0 P: 4	R: 0 E: 0 K: 0 S: 3 H: 0 LOB: 0 BB: 0 P: 3	1B: 3 2B: 1 3B: 0 HR: 1 SF: 0 SAC: 0 DP: 0 HBP: 0	WP: 0 PB: 0 SB: 0 CS: 0 PA: 34		
PITCHER	IP WLS BF H R ER SO BB IBB HBP BLK WP HR S P ERA WHIP											PITCHER	IP WLS BF H R ER SO BB IBB HBP BLK WP HR S P ERA WHIP
Phil Ortega, R (1, 1) ERA: 4.41	7.0 W 27 4 1 1 4 3 0 0 0 0 1 32 44 1.29 1.000												
Ron Kline, R (8, 1) ERA: 2.06	2.0 S 7 1 0 0 0 0 0 0 0 0 0 7 7 0.00 0.500												

livebaseballscorecards.com

AB	31
R	1
H	5
RBI	1
BB	3
SO	4
LOB	7



Batter	1	2	3	4	5	6	7	8	9
Ken Hamlin, R OBP: 0.343, SLG: 0.341 (1, 4)	4-0 1B G6-4-3 BB	0-0 SF9		0-0 FC6-4 1-2f			4-0 E BB		
Ken McMullen, R OBP: 0.317, SLG: 0.419 (1, 5)	0-0 1-3 G6-4-3 1B	0-0 4-3			0-0 1-3		0-0 F8 1-3		
Woodie Held, R OBP: 0.353, SLG: 0.453 (1, 9) (9, 7)	0-0 G6-4-3 1-2f 3-H		0-0 5-3		0-3 K		0-0 F8		
Frank Howard, R OBP: 0.338, SLG: 0.478 Jim King, L OBP: 0.333, SLG: 0.438 (1, 7) (8, PR) (9, 9)	4-0 BB		0-3 K		0-3 K		0-0 1B		
Don Lock, R OBP: 0.295, SLG: 0.319 (1, 8)	0-3 K		0-0 F7		0-3 K		0-0 F4		
Doug Camilli, R OBP: 0.262, SLG: 0.319 (1, 2)		0-0 PB 1B SF9 1B		0-0 1B 1B		0-3 K	0-3 K		
Bob Chance, L OBP: 0.301, SLG: 0.359 (1, 3)		0-0 SF9 PB 1-2 1B		0-0 F7		0-3 K			
Ed Brinkman, R OBP: 0.250, SLG: 0.290 (1, 6)		4-0 1-2 2-3 SF9 BB		0-3 K		0-3 K			
Phil Ortega, R OBP: 0.286, SLG: 0.258 Don Zimmer, R OBP: 0.294, SLG: 0.298 Ron Kline, R (1, 1) (7, PH) (8, 1)		0-3 K		0-0 FC6-4 1-3 1B			0-0 F6		

Inning Stats	R: 1	H: 1	E: 0	K: 1	S: 5	LOB: 1	BB: 2	P: 13	R: 1	H: 2	E: 0	K: 1	S: 7	LOB: 2	BB: 1	P: 11	R: 0	H: 0	E: 0	K: 1	S: 5	LOB: 0	BB: 0	P: 5	R: 0	H: 0	E: 0	K: 2	S: 7	LOB: 0	BB: 0	P: 7	R: 0	H: 0	E: 0	K: 3	S: 9	LOB: 0	BB: 0	P: 9	R: 0	H: 0	E: 1	K: 1	S: 5	LOB: 1	BB: 1	P: 9	R: 0	H: 1	E: 0	K: 1	S: 6	LOB: 1	BB: 0	P: 6
--------------	------	------	------	------	------	--------	-------	-------	------	------	------	------	------	--------	-------	-------	------	------	------	------	------	--------	-------	------	------	------	------	------	------	--------	-------	------	------	------	------	------	------	--------	-------	------	------	------	------	------	------	--------	-------	------	------	------	------	------	------	--------	-------	------

PITCHER	IP	WLS	BF	H	R	ER	SO	BB	IBB	HBP	BLK	WP	HR	S	P	ERA	WHIP
Sam McDowell, L ERA: 2.3 (1, 1)	8.0	L	33	6	2	2	11	4	0	0	0	0	0	51	67	2.25	1.250


BOTTOM

Cleveland Indians @ Washington Senators
D.C. Stadium, Washington, DC

Wed Jun 30 1965, 7:05 PM EDT
Att. 7,040 - Unknown

AB	28
R	2
H	6
RBI	1
BB	4
SO	11
LOB	14

livebaseballscorecards.com



1B	2B	3B	HR	SF	SAC	DP	HBP	WP	PA
6	0	0	0	1	0	1	0	0	33

Batter	1	2	3	4	5	6	7	8	9	AB R H RBI BB SO LOB	TOP											
Dick Howser, R (1, 6) OBP: 0.364, SLG: 0.281	0-0 F9		0-0 SH1-4		4-0 1B	0-0 1-3		4-0 PB		2 1 0 0 2 0 0	Cleveland Indians @ Washington Senators D.C. Stadium, Washington, DC Thu Jul 01 1965, 7:05 PM EDT Att. 6,620 - Unknown											
Vic Davalillo, L (1, 8) OBP: 0.362, SLG: 0.438	0-0 4-3		0-0 F3		4-0 1B	0-0 F5		0-3 K		4 1 0 0 1 1 2												
Max Alvis, R (1, 5) OBP: 0.355, SLG: 0.504	0-0 E			0-0 2B	0-0 HR			0-3 K		4 3 3 1 1 1 1												
Rocky Colavito, R (1, 9) OBP: 0.403, SLG: 0.543	0-0 E3			0-0 F3	0-0 SF8				0-0 4-3	4 0 0 1 0 0 2												
Leon Wagner, L (1, 7) OBP: 0.363, SLG: 0.494	0-0 CS	4-0 CS		4-0 2B	0-0 HR		0-0 1B		0-0 F8	3 2 2 2 2 0 0												
Chuck Hinton, R (1, 3) OBP: 0.338, SLG: 0.440		0-3 K		0-0 2B	0-0 2B		0-0 F8		0-0 6-3	5 0 2 1 0 1 2												
Joe Azcue, R (1, 2) OBP: 0.292, SLG: 0.259		0-0 1-3		4-0 IBB	1-0 FC4-6		0-0 F8			2 0 0 0 1 0 1												
Pedro Gonzalez, R (1, 4) OBP: 0.281, SLG: 0.375			0-3 K	0-0 SF8	0-3 K		0-0 1-3			3 0 0 1 0 2 3												
Sonny Siebert, R (1, 1) OBP: 0.133, SLG: 0.276			0-0 E4	0-3 K	0-0 FC4-6			0-3 K		4 0 0 0 0 2 4												
Inning Stats	R: 1 E: 1 K: 0 S: 4	H: 1 LOB: 0 BB: 0 P: 4	R: 0 E: 0 K: 1 S: 4	H: 0 LOB: 0 BB: 1 P: 8	R: 0 E: 1 K: 1 S: 6	H: 0 LOB: 1 BB: 0 P: 6	R: 2 E: 0 K: 1 S: 7	H: 2 LOB: 2 BB: 2 P: 15	R: 4 E: 0 K: 1 S: 8	H: 3 LOB: 2 BB: 2 P: 17	R: 0 E: 0 K: 0 S: 3	H: 0 LOB: 1 BB: 1 P: 7	R: 0 E: 0 K: 0 S: 4	H: 1 LOB: 1 BB: 0 P: 4	R: 0 E: 0 K: 3 S: 9	H: 0 LOB: 1 BB: 1 P: 13	R: 0 E: 0 K: 0 S: 3	H: 0 LOB: 0 BB: 0 P: 3	1B: 4 2B: 2 3B: 0 HR: 1	SF: 2 SAC: 1 DP: 0 HBP: 1	WP: 0 PB: 1 SB: 2 CS: 2	PA: 43
PITCHER	IP WLS BF H R ER SO BB IBB HBP BLK WP HR S P ERA WHIP																					
Howie Koplitz, R (1, 1) ERA: 6.44	4.0 L 20 3 5 4 3 4 1 0 1 0 0 0 21 41 9.00 1.750																					
Steve Ridzik, R (5, 1) ERA: 4.6	3.0 15 4 2 2 1 1 0 1 0 0 1 15 20 6.00 1.667																					
Ryne Duren, R (8, 1) ERA: 4.57	2.0 7 0 0 0 3 1 0 0 0 0 0 0 12 16 0.00 0.500																					

livebaseballscores.com

AB	31
R	7
H	7
RBI	6
BB	7
SO	7
LOB	15



Batter	1	2	3	4	5	6	7	8	9	AB	R	H	RBI	BB	SO	LOB
--------	---	---	---	---	---	---	---	---	---	----	---	---	-----	----	----	-----

BOTTOM

<p>Don Blasingame, L (1, 4) OBP: 0.285, SLG: 0.318</p>	<p>0-3</p>		<p>0-0</p>			<p>0-0</p>	<p>0-0</p>			4	1	1	0	0	1	2
<p>Ken McMullen, R (1, 5) OBP: 0.319, SLG: 0.431</p>	<p>0-0</p>			<p>0-0</p>		<p>0-0</p>		<p>0-3</p>		4	1	2	1	0	1	0
<p>Willie Kirkland, L (1, 7) OBP: 0.259, SLG: 0.475</p>	<p>0-0</p>			<p>0-3</p>		<p>0-0</p>		<p>0-0</p>		4	0	1	0	0	1	1
<p>Jim King, L (1, 9) OBP: 0.326, SLG: 0.427</p>		<p>0-3</p>		<p>0-3</p>		<p>0-3</p>		<p>0-3</p>		4	0	0	0	0	4	2
<p>Woodie Held, R (1, 8) OBP: 0.351, SLG: 0.445</p>	<p>0-0</p>			<p>0-0</p>		<p>4-0</p>		<p>0-3</p>		3	0	0	0	1	1	1
<p>Bob Chance, L (1, 3) OBP: 0.295, SLG: 0.351</p>		<p>0-3</p>		<p>0-3</p>		<p>0-0</p>		<p>0-0</p>		4	0	0	0	0	2	2
<p>Mike Brumley, L (1, 2) OBP: 0.217, SLG: 0.147</p>			<p>0-0</p>		<p>0-0</p>		<p>0-0</p>		<p>0-0</p>	4	0	0	0	0	0	0
<p>Ed Brinkman, R (1, 6) OBP: 0.250, SLG: 0.286</p>			<p>0-0</p>		<p>4-0</p>		<p>0-0</p>		<p>0-0</p>	3	0	0	0	1	0	0
<p>Howie Koplitz, R (1, 1) OBP: 0.167, SLG: 0.167</p>			<p>0-0</p>		<p>0-3</p>		<p>4-0</p>			1	0	1	0	0	0	0
<p>Steve Ridzik, R (5, 1) OBP: 0.222, SLG: 0.333</p>					<p>0-3</p>					1	0	0	0	0	1	1
<p>Ken Hamlin, R (7, PH) OBP: 0.349, SLG: 0.341</p>										0	0	0	0	1	0	0
<p>Ryne Duren, R (8, 1)</p>										0	0	0	0	0	0	0

Cleveland Indians @ Washington Senators
D.C. Stadium, Washington, DC
 Thu Jul 01 1965, 7:05 PM EDT
 Att. 6,620 - Unknown

livebaseballscorecards.com

AB	32
R	2
H	5
RBI	1
BB	3
SO	11
LOB	9



Inning Stats	R: 0	H: 0	E: 0	LOB: 0	K: 1	BB: 0	S: 5	P: 5
	0	0	0	0	0	0	7	7

1B: 4	SF: 0	WP: 0	PA: 35
2B: 0	SAC: 0	PB: 1	
3B: 0	DP: 0	SB: 0	
HR: 1	HBP: 0	CS: 0	

PITCHER	IP	WLS	BF	H	R	ER	SO	BB	IBB	HBP	BLK	WP	HR	S	P	ERA	WHIP
Sonny Siebert, R (1, 1) ERA: 2.36	9.0	W	35	5	2	1	11	3	0	0	0	0	1	54	66	1.00	0.889

Batter	1	2	3	4	5	6	7	8	9	AB R H RBI BB SO LOB	TOP									
George Thomas, R (1, 9) OBP: 0.254, SLG: 0.358	0-3 K		0-0 F3		0-0 F4			0-0 F3		4 0 0 0 0 1 0	Detroit Tigers @ Washington Senators D.C. Stadium, Washington, DC Fri Jul 02 1965, 7:05 PM EDT Att. 6,298 - Unknown									
Jerry Lumpe, L (1, 4) OBP: 0.337, SLG: 0.333	0-0 1B		4-0 FC6-4 BB			0-0 F7		0-0 6-3	3 0 1 0 1 0 0											
Don Demeter, R (1, 3) OBP: 0.305, SLG: 0.391	0-0 F5		0-0 FC6-4 1-2f			0-3 K		0-0 1B	4 0 1 0 0 1 2											
Al Kaline, R (1, 8) OBP: 0.399, SLG: 0.548	0-0 1-3 1B			0-0 L4		0-0 F9		0-0 L7	4 0 1 0 0 0 1											
Willie Horton, R (1, 7) OBP: 0.364, SLG: 0.617	0-3 K			0-0 F8			4-0 7-3 BB	0-0 F3	3 0 0 0 1 1 3											
Don Wert, R (1, 5) OBP: 0.319, SLG: 0.314		0-0 F8		4-0 BB		0-0 F8			2 0 0 0 1 0 1											
Dick McAuliffe, L (1, 6) OBP: 0.372, SLG: 0.481		0-3 K		0-0 F5		0-0 7-3 1-2f			3 0 0 0 0 1 2											
Jackie Moore, R (1, 2) OBP: 0.186, SLG: 0.096		0-3 K			0-3 K			0-3 K	2 0 0 0 0 2 0											
Bill Freehan, R (8, PH) OBP: 0.285, SLG: 0.281									1 0 0 0 0 1 0											
Hank Aguirre, R (1, 1) OBP: 0.205, SLG: 0.167			0-3 K		0-3 K			0-3 K	2 0 0 0 0 2 0											
Larry Sherry, R (6, 1) OBP: 0.429, SLG: 0.667									0 0 0 0 0 0 0											
Jake Wood, R (8, PH) OBP: 0.307, SLG: 0.371									1 0 0 0 0 1 0											
Ron Nischwitz, S (8, 1)									0 0 0 0 0 0 0											
Inning Stats	R: 0 E: 0 K: 2 S: 9	H: 2 LOB: 2 BB: 0 P: 9	R: 0 E: 0 K: 2 S: 7	H: 0 LOB: 0 BB: 0 P: 7	R: 0 E: 0 K: 1 S: 5	H: 0 LOB: 1 BB: 1 P: 9	R: 0 E: 0 K: 0 S: 3	H: 0 LOB: 1 BB: 1 P: 7	R: 0 E: 0 K: 0 S: 7	H: 0 LOB: 0 BB: 0 P: 7	R: 0 E: 0 K: 0 S: 2	H: 0 LOB: 0 BB: 1 P: 6	R: 0 E: 0 K: 0 S: 7	H: 0 LOB: 0 BB: 0 P: 7	R: 0 E: 0 K: 0 S: 4	H: 1 LOB: 1 BB: 0 P: 4	1B: 3 2B: 1 3B: 0 HR: 0	SF: 0 SAC: 0 DP: 1 HBP: 0	WP: 0 PB: 0 SB: 0 CS: 0	PA: 32
PITCHER Frank Kreutzer, L (1, 1) ERA: 4.61	IP: 9.0 WLS: W BF: 32 H: 3 R: 0 ER: 0 SO: 10 BB: 3 IBB: 0 HBP: 0 BLK: 0 WP: 0 HR: 0 S: 49 P: 61 ERA: 0.00 WHIP: 0.667																			

livebaseballscorecards.com

AB	29
R	0
H	3
RBI	0
BB	3
SO	10
LOB	9



Batter	1	2	3	4	5	6	7	8	9	AB	R	H	RBI	BB	SO	LOB
Ed Brinkman, R OBP: 0.257, SLG: 0.287 (1, 6)	F7		PB 1B		SF8	BB		E6		3	2	1	0	2	0	0
Ken Hamlin, R OBP: 0.369, SLG: 0.385 (1, 4)	3B		PB 1B		SF8	BB		E9		5	1	4	1	0	0	1
Ken McMullen, R OBP: 0.320, SLG: 0.436 (1, 7) (7, 5)	FC5-2		K		IBB			F7		4	0	1	1	1	1	3
Woodie Held, R OBP: 0.349, SLG: 0.440 (1, 9) (7, 7)	FC5-2		1-3		SF8			WP 1B HBP		2	1	0	1	0	0	3
Don Lock, R OBP: 0.290, SLG: 0.313 (1, 8)	K				K			K		4	0	0	0	0	4	4
Doug Camilli, R OBP: 0.262, SLG: 0.316 (1, 2)		5-3			4-3			F7		4	0	1	1	0	0	0
Don Zimmer, R OBP: 0.295, SLG: 0.292 Willie Kirkland, L OBP: 0.257, SLG: 0.470 (1, 5) (7, 9)		K			BB			K		2	0	0	0	1	2	0
Bob Chance, L OBP: 0.294, SLG: 0.345 (1, 3)		4-3			K			5-3		1	0	0	0	0	0	1
Frank Kreutzer, R OBP: 0.200, SLG: 0.444 (1, 1)			K		K			1-3		3	1	0	0	1	1	1
			K		K			1-3		4	1	1	2	0	2	0

Inning Stats	R: 1	H: 2	E: 0	K: 1	S: 7	R: 0	H: 0	E: 0	K: 1	S: 5	R: 0	H: 2	E: 0	K: 2	S: 9	R: 0	H: 0	E: 0	K: 2	S: 7	R: 1	H: 1	E: 0	K: 2	S: 8	R: 2	H: 1	E: 0	K: 1	S: 6	R: 1	H: 1	E: 0	K: 1	S: 6	R: 1	H: 1	E: 2	K: 0	S: 5
	LOB: 1	BB: 0	P: 7	LOB: 0	BB: 0	P: 5	LOB: 2	BB: 0	P: 9	LOB: 1	BB: 1	P: 11	LOB: 2	BB: 2	P: 16	LOB: 1	BB: 2	P: 14	LOB: 1	BB: 2	P: 7	LOB: 1	BB: 0	P: 5	LOB: 1	BB: 1	P: 5	LOB: 1	BB: 0	P: 5	LOB: 1	BB: 0	P: 5	LOB: 1	BB: 0	P: 5	LOB: 1	BB: 0	P: 5	


BOTTOM

Detroit Tigers @ Washington Senators
D.C. Stadium, Washington, DC


Fri Jul 02 1965, 7:05 PM EDT
Att. 6,298 - Unknown

livebaseballscorecards.com

AB	32
R	6
H	8
RBI	6
BB	5
SO	10
LOB	13



PITCHER	IP	WLS	BF	H	R	ER	SO	BB	IBB	HBP	BLK	WP	HR	S	P	ERA	WHIP
Hank Aguirre, L ERA: 3.2	(1, 1)	5.2	L	28	6	4	4	9	4	1	0	0	1	41	61	6.35	1.765
Larry Sherry, R ERA: 3.12	(6, 1)	1.1		6	1	1	1	0	0	1	0	1	0	7	8	6.75	0.750
Ron Nischwitz, L ERA: 1.59	(8, 1)	1.0		5	1	0	0	0	0	0	0	0	0	5	5	0.00	1.000

Batter	1	2	3	4	5	6	7	8	9	AB R H RBI BB SO LOB	TOP														
George Thomas, R (1, 9) OBP: 0.250, SLG: 0.355	0-0 6-3		0-0 SF9							1 0 0 1 0 0 0	<p>Detroit Tigers @ Washington Senators D.C. Stadium, Washington, DC</p> <p>Sat Jul 03 1965, 3:33 AM EDT Att. 3,447 - Unknown</p> <p>livebaseballscorecards.com</p> <table> <tr><td>AB</td><td>17</td></tr> <tr><td>R</td><td>1</td></tr> <tr><td>H</td><td>4</td></tr> <tr><td>RBI</td><td>1</td></tr> <tr><td>BB</td><td>0</td></tr> <tr><td>SO</td><td>4</td></tr> <tr><td>LOB</td><td>4</td></tr> </table> 	AB	17	R	1	H	4	RBI	1	BB	0	SO	4	LOB	4
AB	17																								
R	1																								
H	4																								
RBI	1																								
BB	0																								
SO	4																								
LOB	4																								
Don Wert, R (1, 5) OBP: 0.317, SLG: 0.312	0-0 F8		0-0 F5							2 0 0 0 0 0 1															
Don Demeter, R (1, 3) OBP: 0.302, SLG: 0.387	0-0 6-3			0-0 F9						2 0 0 0 0 0 0															
Al Kaline, R (1, 8) OBP: 0.396, SLG: 0.543		0-0 L5-3		0-0 F5						2 0 0 0 0 0 0															
Willie Horton, R (1, 7) OBP: 0.366, SLG: 0.616		0-0 CS 1B		0-3 K						2 0 1 0 0 1 0															
Bill Freehan, R (1, 2) OBP: 0.262, SLG: 0.278		0-0 F3 1-2		0-0 F8						2 0 0 0 0 0 1															
Ray Oyler, R (1, 4) OBP: 0.280, SLG: 0.250			0-0 E 1B SF9 1B		0-3 K					2 1 1 0 0 1 0															
Dick McAuliffe, L (1, 6) OBP: 0.372, SLG: 0.481			0-3 K		0-0 1B					2 0 1 0 0 1 1															
Denny McLain, R (1, 1) OBP: 0.176, SLG: 0.125			0-0 E1 1-3 1B		0-3 K					2 0 1 0 0 1 1															
Inning Stats	R: 0 E: 0 K: 0 S: 3	H: 0 LOB: 0 BB: 0 P: 3	R: 0 E: 0 K: 0 S: 3	H: 1 LOB: 0 BB: 0 P: 3	R: 1 E: 1 K: 1 S: 7	H: 2 LOB: 1 BB: 0 P: 7	R: 0 E: 0 K: 1 S: 5	H: 0 LOB: 0 BB: 0 P: 5	R: 0 E: 0 K: 2 S: 8	H: 1 LOB: 1 BB: 0 P: 8	1B: 4 2B: 0 3B: 0 HR: 0	SF: 1 SAC: 0 DP: 0 HBP: 0	WP: 0 PB: 0 SB: 0 CS: 1	PA: 18											
PITCHER Pete Richert, L (1, 1) ERA: 2.65	IP: 5.0 WLS: L BF: 18 H: 4 R: 1 ER: 0 SO: 4 BB: 0 IBB: 0 HBP: 0 BLK: 0 WP: 0 HR: 0 S: 26 P: 26 ERA: 0.00 WHIP: 0.800											PITCHER	IP: WLS: BF: H: R: ER: SO: BB: IBB: HBP: BLK: WP: HR: S: P: ERA: WHIP:												

Batter	1	2	3	4	5	6	7	8	9	AB	R	H	RBI	BB	SO	LOB
Ken Hamlin, R OBP: 0.363, SLG: 0.378 (1, 4)	0-0 F7		0-0 F9							2	0	0	0	0	0	1
Willie Kirkland, L OBP: 0.252, SLG: 0.461 (1, 7)	0-0 6-3			0-0 F7						2	0	0	0	0	0	0
Ken McMullen, R OBP: 0.318, SLG: 0.433 (1, 5)	0-0 L8			0-0 F9						2	0	0	0	0	0	0
Jim King, L OBP: 0.322, SLG: 0.421 (1, 9)		0-0 F7		0-0 3-1						2	0	0	0	0	0	0
Doug Camilli, R OBP: 0.258, SLG: 0.311 (1, 2)		0-0 5-3			0-3 K					2	0	0	0	0	1	0
Bob Chance, L OBP: 0.291, SLG: 0.341 (1, 3)		0-3 K			0-0 6-3					2	0	0	0	0	1	0
Don Lock, R OBP: 0.292, SLG: 0.315 (1, 8)			0-0 FC1-6 1B		0-0 6-3					2	0	1	0	0	0	0
Ed Brinkman, R OBP: 0.256, SLG: 0.286 (1, 6)			0-3 K							1	0	0	0	0	1	1
Pete Richert, L OBP: 0.167, SLG: 0.074 (1, 1)			0-0 FC1-6							1	0	0	0	0	0	1

Inning Stats	R: 0	H: 0	E: 0	K: 0	S: 3	R: 0	H: 0	E: 0	K: 1	S: 5	R: 0	H: 1	E: 0	K: 1	S: 6	R: 0	H: 0	E: 0	K: 0	S: 3	R: 0	H: 0	E: 0	K: 1	S: 5	
	LOB: 0	BB: 0	P: 3	LOB: 0	BB: 0	LOB: 0	BB: 0	P: 5	LOB: 1	BB: 0	LOB: 0	BB: 0	P: 6	LOB: 0	BB: 0	LOB: 0	BB: 0	P: 5	LOB: 0	BB: 0	LOB: 0	BB: 0	P: 5	LOB: 0	BB: 0	P: 5

PITCHER	IP	WLS	BF	H	R	ER	SO	BB	IBB	HBP	BLK	WP	HR	S	P	ERA	WHIP	PITCHER	IP	WLS	BF	H	R	ER	SO	BB	IBB	HBP	BLK	WP	HR	S	P	ERA	WHIP	
Denny McLain, R ERA: 3.51 (1, 1)	5.0	W	16	1	0	0	3	0	0	0	0	0	0	22	22	0.00	0.200																			

BOTTOM

Detroit Tigers @ Washington Senators
D.C. Stadium, Washington, DC
 Sat Jul 03 1965, 3:33 AM EDT
 Att. 3,447 - Unknown

AB	16
R	0
H	1
RBI	0
BB	0
SO	3
LOB	3



1B: 1	SF: 0	WP: 0	PA: 16
2B: 0	SAC: 0	PB: 0	
3B: 0	DP: 0	SB: 0	
HR: 0	HBP: 0	CS: 0	

livebaseballscorecards.com

Batter	1	2	3	4	5	6	7	8	9	AB R H RBI BB SO LOB	TOP											
Dick McAuliffe, L (1, 6) OBP: 0.371, SLG: 0.478	0-0 4-3		0-3 K			0-0 F7	0-0 1B			4 0 1 0 0 1 0												
Jerry Lumpe, L (1, 4) OBP: 0.336, SLG: 0.336	0-0 3-1			0-0 4-3		0-0 1B 2B	0-0 F9			4 1 1 0 0 0 2												
Norm Cash, L (1, 3) OBP: 0.343, SLG: 0.307	0-0 F2			0-0 F7		0-0 3-1		0-3 K		4 0 0 0 0 1 1												
Al Kaline, R (1, 8) OBP: 0.401, SLG: 0.545		4-0 1B BB		0-0 L7		0-0 FC6-4 1B		0-0 1B		3 0 2 1 1 0 0												
Willie Horton, R (1, 7) OBP: 0.364, SLG: 0.623		0-0 F3			0-0 HR	0-0 FC6-4		0-3 K		4 1 1 1 0 1 3												
Jim Northrup, L (1, 9) OBP: 0.283, SLG: 0.368		0-0 G6-3 1B			0-0 SH1-3 1B		0-0 F7			4 1 3 0 0 0 1												
George Thomas, R (8, 9) OBP: 0.250, SLG: 0.355										0 0 0 0 0 0 0												
Don Wert, R (1, 5) OBP: 0.314, SLG: 0.308		0-0 G6-3			0-0 SH1-3		0-0 6-3		0-0 6-3	3 0 0 0 0 0 3												
John Sullivan, L (1, 2) OBP: 0.295, SLG: 0.400			0-0 F7		0-0 F7				0-0 F4	3 0 1 1 0 0 1												
Jake Wood, R (7, PR) OBP: 0.307, SLG: 0.371										0 0 0 0 0 0 0												
Bill Freehan, R (7, 2) OBP: 0.261, SLG: 0.276							0-0 1B			1 0 0 0 0 0 0												
Dave Wickersham, R (1, 1) OBP: 0.264, SLG: 0.341			0-0 1-3		0-0 F2		0-3 K		0-0 4-3	1 0 0 0 0 0 0												
Gates Brown, L (5, PH) Terry Fox, R (5, 1) Ron Nischwitz, S (6, 1) Don Demeter, R (7, PH) Larry Sherry, S (7, 1) Ray Oyler, R (9, PH) OBP: 0.300, SLG: 0.385 OBP: 0.429, SLG: 0.667 OBP: 0.269, SLG: 0.240										1 0 0 0 0 0 0 1 0 0 0 0 0 1 0 0 0 0 0 0 0 0 0 0 0 0 0 0 1 0 0 0 0 1 1 0 0 0 0 0 0 0 1 0 0 0 0 0 0												
Inning Stats	R: 0 E: 0 K: 0 S: 3	H: 0 LOB: 0 BB: 0 P: 3	R: 0 E: 0 K: 0 S: 3	H: 1 LOB: 1 BB: 1 P: 7	R: 0 E: 0 K: 1 S: 5	H: 0 LOB: 0 BB: 0 P: 5	R: 0 E: 0 K: 0 S: 3	H: 0 LOB: 0 BB: 0 P: 3	R: 1 E: 0 K: 0 S: 5	H: 2 LOB: 1 BB: 0 P: 5	R: 1 E: 0 K: 1 S: 8	H: 2 LOB: 1 BB: 0 P: 5	R: 1 E: 0 K: 1 S: 8	H: 3 LOB: 2 BB: 0 P: 8	R: 0 E: 0 K: 2 S: 8	H: 1 LOB: 1 BB: 0 P: 8	R: 0 E: 0 K: 0 S: 3	H: 0 LOB: 0 BB: 0 P: 3	1B: 7 2B: 1 3B: 0 HR: 1	SF: 0 SAC: 1 DP: 1 HBP: 0	WP: 0 PB: 0 SB: 0 CS: 0	PA: 36
PITCHER	IP WLS BF H R ER SO BB IBB HBP BLK WP HR S P ERA WHIP																					
Buster Narum, R (1, 1) ERA: 4.94	6.2 W 28 8 3 3 2 1 0 0 0 0 1 31 35 4.05 1.350																					
Marshall Bridges, L (7, 1) ERA: 2.45	0.2 3 1 0 0 1 0 0 0 0 0 0 5 5 0.00 1.500																					
Ron Kline, R (8, 1) ERA: 1.99	1.2 S 5 0 0 0 1 0 0 0 0 0 0 7 7 0.00 0.000																					

Detroit Tigers @ Washington Senators
 D.C. Stadium, Washington, DC
 Sun Jul 04 1965, 3:33 AM EDT
 Att. 9,603 - Unknown

AB	34
R	3
H	9
RBI	3
BB	1
SO	4
LOB	13



WP: 0	PA: 36
PB: 0	
SB: 0	
CS: 0	

Batter	1	2	3	4	5	6	7	8	9	AB	R	H	RBI	BB	SO	LOB
Joe Cunningham, L (1, 3) OBP: 0.366, SLG: 0.328	0-0 4-3	0-0 4-3		4-0 BB		4-0 BB		0-0 3-1		3	0	0	0	2	0	1
Don Blasingame, L (1, 4) Woodie Held, R (6, PH) Ken Hamlin, R (6, PR) OBP: 0.286, SLG: 0.315 OBP: 0.352, SLG: 0.440 OBP: 0.360, SLG: 0.374	1-0 1B HBP		0-0 G3	0-0 6-3		4-0 BB		0-0 L8		2	1	0	0	0	0	1
Ken McMullen, R (1, 5) OBP: 0.316, SLG: 0.429	0-0 E6 1B G3		0-0 4-3 1B		0-0 1-3	0-0 G5-4-3		0-0 L8		5	1	1	0	0	0	4
Jim King, L (1, 9) OBP: 0.321, SLG: 0.417	0-0 G3 1B		0-0 4-3		0-0 3-1		0-3 K			4	0	1	1	0	1	1
Willie Kirkland, L (1, 7) OBP: 0.252, SLG: 0.448	0-0 G3		0-0 4-3		4-0 BB		0-0 4-3			3	0	0	1	1	0	2
Doug Camilli, R (1, 2) OBP: 0.265, SLG: 0.311	0-0 5-3			4-0 HR BB	0-0 F7		0-0 1B 1B			3	2	1	0	1	0	2
Don Lock, R (1, 8) OBP: 0.304, SLG: 0.340		0-0 1B		0-0 HR		4-0 BB HBP BB	0-0 1B 1B			3	2	3	2	1	0	0
Ed Brinkman, R (1, 6) OBP: 0.256, SLG: 0.285		0-0 F5		0-0 1-3		0-3 K	0-0 1B			4	0	1	1	0	1	2
Buster Narum, R (1, 1) Marshall Bridges, S (7, 1) Ron Kline, R (8, 1)		0-3 K		0-3 K		1-0 BB BB HBP	0-3 K			2	0	0	0	0	2	1

Inning Stats	R: 2	H: 1	E: 1	LOB: 1	K: 0	BB: 0	S: 5	R: 0	H: 1	E: 0	LOB: 1	K: 1	BB: 0	S: 6	R: 0	H: 1	E: 0	LOB: 1	K: 0	BB: 0	S: 4	R: 2	H: 1	E: 0	LOB: 1	K: 1	BB: 2	S: 6	R: 0	H: 0	E: 0	LOB: 1	K: 0	BB: 1	S: 3	R: 1	H: 0	E: 0	LOB: 3	K: 1	BB: 3	S: 4	R: 1	H: 3	E: 0	LOB: 2	K: 2	BB: 0	S: 10	R: 0	H: 0	E: 0	LOB: 0	K: 0	BB: 0	S: 3
--------------	------	------	------	--------	------	-------	------	------	------	------	--------	------	-------	------	------	------	------	--------	------	-------	------	------	------	------	--------	------	-------	------	------	------	------	--------	------	-------	------	------	------	------	--------	------	-------	------	------	------	------	--------	------	-------	-------	------	------	------	--------	------	-------	------

PITCHER	IP	WLS	BF	H	R	ER	SO	BB	IBB	HBP	BLK	WP	HR	S	P	ERA	WHIP
Dave Wickersham, R (1, 1) ERA: 4.96	4.0	L	20	4	4	2	2	2	0	1	0	0	1	21	30	4.50	1.500
Terry Fox, R (5, 1) ERA: 2.08	1.1		9	0	1	1	1	4	0	1	0	0	0	6	23	6.75	3.000
Ron Nischwitz, L (6, 1) ERA: 1.42	0.2		1	0	0	0	0	0	0	0	0	0	0	1	1	0.00	0.000
Larry Sherry, R (7, 1) ERA: 3.18	2.0		9	3	1	1	2	0	0	0	0	0	0	13	13	4.50	1.500

BOTTOM

Detroit Tigers @ Washington Senators
D.C. Stadium, Washington, DC
Sun Jul 04 1965, 3:33 AM EDT
Att. 9,603 - Unknown

AB	31
R	6
H	7
RBI	6
BB	6
SO	5
LOB	16

livebaseballscorecards.com



WP: 0	PA: 39
PB: 0	
SB: 0	
CS: 0	

Batter	1	2	3	4	5	6	7	8	9	AB R H RBI BB SO LOB	TOP																	
Joe Cunningham, L (1, 3) OBP: 0.374, SLG: 0.328	0-0 L5			4-0 FC1-6 BB	0-3 K		4-0 1B BB		0-0 1B	3 1 1 0 2 1 2																		
Ken Hamlin, R (1, 4) Dick Nen, L (9, PH) OBP: 0.356, SLG: 0.363	0-0 F4			0-0 FC1-6 FC6-4 1-2f	0-0 F3		4-0 1B BB		0-0 F7	3 0 0 0 1 0 3 1 0 0 0 0 0 2																		
Ken McMullen, R (1, 5) OBP: 0.315, SLG: 0.425	0-0 F7			0-0 FC6-4 BB 1-2f		0-0 5-3		0-0 1B 1-3 2-H	0-3 K	5 0 1 1 0 1 3																		
Frank Howard, R (1, 7) OBP: 0.343, SLG: 0.480 (8, 9)		0-0 G5-4-3 1B		4-0 1-2 BB		0-0 1B		0-0 1-6-3		3 0 2 0 1 0 2																		
Woodie Held, R (1, 9) OBP: 0.355, SLG: 0.441 (8, 7)		0-0 F6		0-3 K		0-0 1B		0-0 1B G1-6-3		4 0 2 0 0 1 3																		
Don Lock, R (1, 8) OBP: 0.308, SLG: 0.340		0-0 G5-4-3 1-2f		4-0 1B BB		0-0 1B FC5-4		0-0 F3		3 1 1 0 1 0 2																		
Doug Camilli, R (1, 2) Willie Kirkland, L (8, PH) Mike Brumley, L (8, 2) OBP: 0.259, SLG: 0.304 OBP: 0.250, SLG: 0.443 OBP: 0.217, SLG: 0.147			0-0 F2		0-0 F8		0-0 FC5-4 1-2f		0-0 G1-6-3 1-2f	3 0 0 0 0 0 3 1 0 0 0 0 0 1 0 0 0 0 0 0 0																		
Ed Brinkman, R (1, 6) OBP: 0.256, SLG: 0.281			0-0 F8		4-0 1B BB		0-0 5-3		0-0 4-3	3 0 0 0 1 0 0																		
Mike McCormick, L (1, 1) Howie Koplitz, R (3, 1) Don Zimmer, R (5, PH) Steve Ridzik, R (5, 1) Ryne Duren, R (8, 1) Jim King, L (9, PH) OBP: 0.174, SLG: 0.050 OBP: 0.167, SLG: 0.167 OBP: 0.200, SLG: 0.299 OBP: 0.200, SLG: 0.300 OBP: 0.324, SLG: 0.420			0-3 K		0-0 1B 1-2 2-H		0-0 G3		0-0 1B	1 0 0 0 0 0 1 0 0 0 0 0 0 0 0 0 1 0 0 1 1 0 0 0 1 0 0 0 0 0 0 0 0 0 0 0 0 0 0 0 1 0 1 0 0 0 0 0																		
Inning Stats	R: 0 E: 0 K: 0 S: 3	H: 0 LOB: 0 BB: 0 P: 3	R: 0 E: 0 K: 0 S: 3	H: 1 LOB: 0 BB: 0 P: 3	R: 0 E: 0 K: 1 S: 5	H: 0 LOB: 0 BB: 0 P: 5	R: 0 E: 0 K: 1 S: 5	H: 0 LOB: 2 BB: 2 P: 13	R: 1 E: 0 K: 1 S: 6	H: 1 LOB: 2 BB: 2 P: 14	R: 0 E: 0 K: 0 S: 5	H: 3 LOB: 2 BB: 0 P: 5	R: 1 E: 0 K: 0 S: 4	H: 1 LOB: 2 BB: 2 P: 12	R: 0 E: 0 K: 0 S: 3	H: 1 LOB: 0 BB: 0 P: 3	R: 0 E: 0 K: 1 S: 7	H: 2 LOB: 2 BB: 0 P: 7	1B: 9 2B: 0 3B: 0 HR: 0	SF: 0 SAC: 0 DP: 2 HBP: 0	WP: 0 PB: 0 SB: 0 CS: 0	PA: 39						
PITCHER	IP WLS BF H R ER SO BB IBB HBP BLK WP HR S P ERA WHIP																											
Rudy May, L (1, 1) ERA: 3.22	6.2		29	5	2	2	3	6	0	0	0	0	0	0	29	53	2.70	1.650										
Aubrey Gatewood, R (7, 1) ERA: 3.79	0.1	W	2	1	0	0	0	0	0	0	0	0	0	2	2	0.00	3.000											
Ed Sukla, R (8, 1) ERA:	2.0	S	8	3	0	0	1	0	0	0	0	0	0	10	10	0.00	1.500											

Washington Senators @ Los Angeles Angels
Dodger Stadium, Los Angeles, CA
Mon Jul 05 1965, 7:05 PM PDT
Unknown

livebaseballscores.com

AB	33
R	2
H	9
RBI	2
BB	6
SO	4
LOB	21



Batter	1	2	3	4	5	6	7	8	9
Jose Cardenal, R (1, 8) OBP: 0.312, SLG: 0.406	0-0 F3		0-0 1B 2B		0-0 F9		0-0 HR	4-0 BB	
Willie Smith, L (1, 7) OBP: 0.286, SLG: 0.439	0-0 4-3		0-0 1B 1B		0-0 G3		0-0 F3	0-3 K	
Jim Fregosi, R (1, 6) OBP: 0.292, SLG: 0.355	0-0 6-3		0-0 F8		0-0 F8		4-0 BB		
Joe Adcock, R (1, 3) OBP: 0.313, SLG: 0.448 Ed Sukla, R (8, 1)		0-0 HR	0-0 FC6-4 1B		0-0 6-3		0-0 F3		
Lou Clinton, R (1, 9) OBP: 0.296, SLG: 0.274		0-0 6-3 1B	0-3 K		4-0 BB			0-0 1B SF8 2B	
Paul Schaal, R (1, 5) OBP: 0.280, SLG: 0.360		0-0 6-3 1-2	0-0 FC6-4 1-2f		0-3 K			0-0 4-3 1B 1B	
Buck Rodgers, S (1, 2) OBP: 0.268, SLG: 0.287		0-3 K		0-0 1-3		4-0 BB		0-0 SF8	
Joe Koppe, R (1, 4) OBP: 0.375, SLG: 0.286 Merritt Ranew, L (6, PH) OBP: 0.200, SLG: 0.500 Tom Satriano, L (7, 4) OBP: 0.100, SLG: 0.100		4-0 BB		0-0 5-3		0-3 K		0-0 4-3	
Rudy May, L (1, 1) OBP: 0.250, SLG: 0.240 Aubrey Gatewood, R (7, 1) OBP: 0.500, SLG: 0.667 Albie Pearson, L (7, PH) OBP: 0.318, SLG: 0.318 Vic Power, R (8, 3) OBP: 0.319, SLG: 0.417		0-3 K		0-3 K			0-0 F9	0-0 BB 1B	

Inning Stats	R: 0	H: 0	E: 0	K: 0	S: 3	R: 1	H: 2	E: 0	K: 2	S: 9	R: 1	H: 3	E: 0	K: 1	S: 8	R: 0	H: 0	E: 0	K: 1	S: 5	R: 0	H: 0	E: 0	K: 0	S: 3	R: 0	H: 0	E: 0	K: 2	S: 7	R: 1	H: 1	E: 0	K: 0	S: 4	R: 2	H: 3	E: 0	K: 1	S: 8
	LOB: 0	BB: 0	P: 3	LOB: 2	BB: 1	P: 13	LOB: 2	BB: 0	P: 8	LOB: 0	BB: 0	P: 5	LOB: 0	BB: 0	P: 3	LOB: 2	BB: 2	P: 15	LOB: 1	BB: 1	P: 8	LOB: 2	BB: 1	P: 12	LOB: 2	BB: 1	P: 12	LOB: 2	SAC: 0	DP: 0	HBP: 0	1B: 5	SF: 1	2B: 2	3B: 0	HR: 2				

PITCHER	IP	WLS	BF	H	R	ER	SO	BB	IBB	HBP	BLK	WP	HR	S	P	ERA	WHIP
Mike McCormick, L (1, 1) ERA: 3.42	2.1		13	5	2	2	2	1	0	0	0	0	1	16	20	7.71	2.571
Howie Koplitz, R (3, 1) ERA: 6.2	1.2		5	0	0	0	2	0	0	0	0	0	0	9	9	0.00	0.000
Steve Ridzik, R (5, 1) ERA: 4.81	3.0	L	15	3	3	3	2	3	0	0	0	0	1	16	28	9.00	2.000
Ryne Duren, R (8, 1) ERA: 4.37	1.0		5	1	0	0	1	1	0	0	0	0	0	6	10	0.00	2.000


BOTTOM

Washington Senators @ Los Angeles Angels
Dodger Stadium, Los Angeles, CA
 Mon Jul 05 1965, 7:05 PM PDT
 Unknown

AB	R	H	RBI	BB	SO	LOB
4	2	2	1	1	0	0
5	0	1	1	0	1	2
3	0	0	0	1	0	1
4	1	2	1	0	0	1
0	0	0	0	0	0	0
3	1	2	0	1	1	2
4	1	1	0	0	1	4
2	0	0	1	1	1	1
1	0	0	0	1	0	0
1	0	0	0	0	1	2
1	0	0	0	0	0	1
2	0	0	0	0	2	2
0	0	0	0	0	0	0
1	0	0	0	0	0	0
1	0	1	1	0	0	0

AB	32
R	5
H	9
RBI	5
BB	5
SO	7
LOB	16

WP: 0 PA: 38
 PB: 0
 SB: 1
 CS: 0



PITCHER	IP	WLS	BF	H	R	ER	SO	BB	IBB	HBP	BLK	WP	HR	S	P	ERA	WHIP
Mike McCormick, L (1, 1) ERA: 3.42	2.1		13	5	2	2	2	1	0	0	0	0	1	16	20	7.71	2.571
Howie Koplitz, R (3, 1) ERA: 6.2	1.2		5	0	0	0	2	0	0	0	0	0	0	9	9	0.00	0.000
Steve Ridzik, R (5, 1) ERA: 4.81	3.0	L	15	3	3	3	2	3	0	0	0	0	1	16	28	9.00	2.000
Ryne Duren, R (8, 1) ERA: 4.37	1.0		5	1	0	0	1	1	0	0	0	0	0	6	10	0.00	2.000

Batter	1	2	3	4	5	6	7	8	9	AB R H RBI BB SO LOB	TOP
Ken Hamlin, R (1, 4) OBP: 0.347, SLG: 0.352	0-3 K	0-3 K			0-0 4-3			0-0 SH3-4		3 0 0 0 0 2 2	
Ken McMullen, R (1, 5) OBP: 0.314, SLG: 0.422	0-0 F9		0-0 F5		0-3 K			0-0 1B		4 0 1 1 0 1 0	
Willie Kirkland, L (1, 7) OBP: 0.258, SLG: 0.455	0-0 F7		0-0 F9 WP 1B		0-0 F8			0-0 2B		4 0 2 0 0 0 0	
Jim King, L (1, 9) OBP: 0.323, SLG: 0.416		0-0 FC4-5 1B	0-0 F9		0-0 4-3			0-0 6-3		4 0 1 0 0 0 2	
Dick Nen, L (1, 3)		0-0 FC4-5 1B	0-0 3-1		0-0 4-3			0-0 6-3		4 1 0 0 0 0 2	
Don Lock, R (1, 8) OBP: 0.311, SLG: 0.357		0-0 1-3 1B		0-0 F7			0-0 4-3	0-0 HR		4 2 2 1 0 0 0	
Mike Brumley, L (1, 2) OBP: 0.210, SLG: 0.142		0-0 1-3 1B		0-0 4-3			0-0 F8	0-0 3-1		4 0 0 0 0 0 2	
Ed Brinkman, R (1, 6) OBP: 0.256, SLG: 0.278		4-0 1B IBB		0-0 6-3			0-0 4-3	0-0 6-3		3 0 0 0 1 0 0	
Phil Ortega, R (1, 1) OBP: 0.316, SLG: 0.294		0-0 1B		0-3 K				0-0 SH3-4 1B		3 1 2 2 0 1 0	
Ron Kline, R (8, 1)		1-3 2-H 3-H 1B								0 0 0 0 0 0 0	
Inning Stats	R: 0 E: 0 K: 1 S: 5 H: 0 LOB: 0 BB: 0 P: 5	R: 2 E: 0 K: 1 S: 8 H: 3 LOB: 2 BB: 1 P: 12	R: 0 E: 0 K: 0 S: 4 H: 1 LOB: 1 BB: 0 P: 4	R: 0 E: 0 K: 0 S: 3 H: 0 LOB: 0 BB: 0 P: 3	R: 0 E: 0 K: 2 S: 7 H: 0 LOB: 0 BB: 0 P: 7	R: 0 E: 0 K: 0 S: 3 H: 0 LOB: 0 BB: 0 P: 3	R: 0 E: 0 K: 0 S: 3 H: 0 LOB: 0 BB: 0 P: 3	R: 1 E: 0 K: 0 S: 5 H: 3 LOB: 1 BB: 0 P: 5	R: 1 E: 0 K: 0 S: 4 H: 1 LOB: 0 BB: 0 P: 4	1B: 6 2B: 1 3B: 0 HR: 1 SF: 0 SAC: 1 DP: 0 HBP: 0	WP: 1 PB: 0 SB: 0 CS: 0 PA: 35
PITCHER Fred Newman, R (1, 1) ERA: 3.15	IP 9.0 WLS L BF 35 H 8 R 4 ER 4 SO 4 BB 0 IBB 1 HBP 0 BLK 0 WP 1 HR 1 S 42 P 46 ERA 4.00 WHIP 0.889										

Washington Senators @ Los Angeles Angels
Dodger Stadium, Los Angeles, CA
Mon Jul 05 1965, 7:05 PM PDT
Att: 10,721 - Unknown

livebaseballscores.com

AB	33
R	4
H	8
RBI	4
BB	1
SO	4
LOB	8



Batter	1	2	3	4	5	6	7	8	9	AB	R	H	RBI	BB	SO	LOB
Jose Cardenal, R OBP: 0.308, SLG: 0.401 (1, 8)	0-0 F8		0-0 F8		0-0 F2			0-0 F7		4	0	0	0	0	0	0
Albie Pearson, L OBP: 0.327, SLG: 0.341 (1, 9)	0-0 2B 1B		0-0 F7			4-0 HR BB		0-0 HR		3	2	2	1	1	0	0
Jim Fregosi, R OBP: 0.297, SLG: 0.374 (1, 6)	0-0 2B			0-0 1B 1B		0-0 HR		0-0 F9		4	1	3	2	0	0	0
Willie Smith, L OBP: 0.282, SLG: 0.432 (1, 7)	0-0 1-3			0-3 K		0-0 1-3		0-0 F9		4	0	0	0	0	1	2
Merritt Ranew, L OBP: 0.214, SLG: 0.385 (1, 2)		0-3 K		0-0 F5		4-0 6-3-5 BB			0-0 F7	3	0	0	0	1	1	1
Vic Power, R OBP: 0.342, SLG: 0.461 (1, 3)		0-0 3B		0-0 1-3 1B		0-0 6-3-5			0-0 2B 1B	4	0	3	0	0	0	1
Paul Schaal, R OBP: 0.281, SLG: 0.357 (1, 5)		4-0 G6-3 BB		0-0 4-3			0-0 F3		0-0 G5-3 2B	2	0	0	0	1	0	2
Joe Adcock, R OBP: 0.317, SLG: 0.458 (9, PH)									0-0 1-3	1	0	1	0	0	0	0
Marcelino Lopez, R OBP: 0.200, SLG: 0.235 (9, PR)										0	0	0	0	0	0	0
Joe Koppe, R OBP: 0.300, SLG: 0.222 (1, 4)		0-0 G6-3		0-3 K		0-0 F8		0-0 F8		2	0	0	0	0	1	2
Al Spangler, L OBP: 0.282, SLG: 0.242 (7, PH)									4-0 1B	1	0	0	0	0	0	0
Bobby Knoop, R OBP: 0.308, SLG: 0.341 (8, 4)										0	0	0	0	0	0	0
Buck Rodgers, S OBP: 0.271, SLG: 0.287 (9, PH)										0	0	0	0	1	0	0
Fred Newman, R OBP: 0.163, SLG: 0.027 (1, 1)			0-0 F7		0-0 5-3		0-3 K		0-0 G5-3	3	0	0	0	0	1	0
Lou Clinton, R OBP: 0.294, SLG: 0.272 (9, PH)										1	0	0	0	0	0	3

Inning Stats	R: 0	H: 2	R: 0	H: 1	R: 0	H: 0	R: 0	H: 2	R: 0	H: 0	R: 2	H: 1	R: 0	H: 0	R: 1	H: 1	R: 0	H: 2	1B: 4	SF: 0	WP: 0	PA: 36
	E: 0	LOB: 1	E: 0	LOB: 1	E: 0	LOB: 0	E: 0	LOB: 2	E: 0	LOB: 0	E: 0	LOB: 0	E: 0	LOB: 0	E: 0	LOB: 3	E: 0	LOB: 3	2B: 3	SAC: 0	PB: 0	
	K: 0	BB: 0	K: 1	BB: 1	K: 0	BB: 0	K: 1	BB: 0	K: 1	BB: 0	K: 0	BB: 0	K: 1	BB: 0	K: 0	BB: 0	K: 0	BB: 0	3B: 1	DP: 3	SB: 0	
	S: 4	P: 4	S: 5	P: 9	S: 3	P: 3	S: 7	P: 7	S: 5	P: 5	S: 3	P: 11	S: 5	P: 5	S: 4	P: 4	S: 4	P: 8	HR: 2	HBP: 0	CS: 0	

PITCHER	IP	WLS	BF	H	R	ER	SO	BB	IBB	HBP	BLK	WP	HR	S	P	ERA	WHIP
Phil Ortega, R ERA: 4.36 (1, 1)	7.1		29	7	3	3	4	3	0	0	0	0	2	34	46	3.68	1.364
Ron Kline, R ERA: 1.93 (8, 1)	1.2	W	7	2	0	0	0	0	1	0	0	0	0	6	10	0.00	1.200

BOTTOM

Washington Senators @ Los Angeles Angels
Dodger Stadium, Los Angeles, CA
 Mon Jul 05 1965, 7:05 PM PDT
 Att. 10,721 - Unknown

AB	32
R	3
H	9
RBI	3
BB	4
SO	4
LOB	11



WP: 0	PA: 36
PB: 0	
SB: 0	
CS: 0	

livebaseballscorecards.com

Batter	1	2	3	4	5	6	7	8	9	AB R H RBI BB SO LOB	TOP
Don Blasingame, L (1, 4) <small>OBP: 0.284, SLG: 0.313</small>	0-0 		0-0 		0-0 		0-0 		0-3 	5 0 1 0 0 1 1	Washington Senators @ Los Angeles Angels Dodger Stadium, Los Angeles, CA Tue Jul 06 1965, 7:05 PM PDT Att. 4,294 - Unknown <small>livebaseballscores.com</small>
Ken McMullen, R (1, 5) <small>OBP: 0.310, SLG: 0.417</small>	0-0 		0-0 		0-0 		0-0 			4 1 0 0 0 0 2	
Willie Kirkland, L (1, 7) <small>OBP: 0.266, SLG: 0.456</small>	0-0 		0-3 		0-0 		0-0 			4 0 2 1 0 1 1	
Jim King, L (1, 9) <small>OBP: 0.318, SLG: 0.409</small> Woodie Held, R (8, PH) <small>OBP: 0.353, SLG: 0.439</small> (8, 9)	0-3 		0-3 		0-0 			0-0 		3 0 0 0 0 2 3 1 0 0 0 0 0 0	
Dick Nen, L (1, 3) <small>OBP: 0.333, SLG: 0.333</small>		0-0 		0-0 		0-0 		0-0 		4 1 3 0 0 0 0	
Don Lock, R (1, 8) <small>OBP: 0.314, SLG: 0.360</small>		0-0 		0-0 		0-0 		0-3 		4 0 2 0 0 1 2	
Doug Camilli, R (1, 2) <small>OBP: 0.252, SLG: 0.295</small>		0-0 		0-3 		0-3 		0-0 		4 0 0 0 0 2 5	
Ed Brinkman, R (1, 6) <small>OBP: 0.260, SLG: 0.283</small>		0-0 		0-0 		4-0 			0-0 	3 0 1 1 1 0 1	
Bennie Daniels, L (1, 1) <small>OBP: 0.280, SLG: 0.182</small> Don Zimmer, R (6, PH) <small>OBP: 0.298, SLG: 0.296</small> Marshall Bridges, S (6, 1) <small>OBP: 0.200, SLG: 0.600</small> Frank Howard, R (9, PH) <small>OBP: 0.342, SLG: 0.478</small>		0-0 		0-0 		0-3 		0-0 		2 0 1 0 0 0 1 1 0 0 0 0 1 2 0 0 0 0 0 0 0 1 0 0 0 0 0 0	
Inning Stats	R: 0 H: 1 E: 0 LOB: 1 K: 1 BB: 0 S: 6 P: 6	R: 1 H: 3 E: 0 LOB: 1 K: 0 BB: 0 S: 5 P: 5	R: 0 H: 1 E: 0 LOB: 1 K: 2 BB: 0 S: 8 P: 8	R: 0 H: 1 E: 0 LOB: 1 K: 1 BB: 0 S: 6 P: 6	R: 1 H: 2 E: 1 LOB: 1 K: 0 BB: 0 S: 5 P: 5	R: 0 H: 1 E: 0 LOB: 2 K: 2 BB: 1 S: 8 P: 12	R: 0 H: 0 E: 0 LOB: 0 K: 0 BB: 0 S: 3 P: 3	R: 0 H: 1 E: 0 LOB: 1 K: 1 BB: 0 S: 6 P: 6	R: 0 H: 0 E: 0 LOB: 0 K: 1 BB: 0 S: 5 P: 5	1B: 9 SF: 0 2B: 1 SAC: 0 3B: 0 DP: 0 HR: 0 HBP: 0	
PITCHER Dean Chance, R (1, 1) <small>ERA: 4.33</small> Marcelino Lopez, L (6, 1) <small>ERA: 2.86</small>	IP WLS BF H R ER SO BB IBB HBP BLK WP HR S P ERA WHIP 5.0 W 22 8 2 1 4 0 0 0 0 0 0 0 30 30 1.80 1.600										



Batter	1	2	3	4	5	6	7	8	9
Jose Cardenal, R (1, 8) <small>OBP: 0.304, SLG: 0.395</small>	0-0 F7		0-0 E5 <small>SH3-4</small> 1B		0-0 5-3	0-0 1-3			
Albie Pearson, L (1, 9) <small>OBP: 0.327, SLG: 0.346</small>	0-0 4-3		0-0 SH3-4		0-0 1B 2B		0-0 F5		
Jim Fregosi, R (1, 6) <small>OBP: 0.303, SLG: 0.379</small>	0-0 1B		0-0 FC4-6 <small>2-H</small> <small>3-H</small> 1B		0-0 HR 1B		0-0 F3		
Willie Smith, L (1, 7) <small>OBP: 0.281, SLG: 0.441</small>	0-0 G3		0-0 FC4-6 <small>1-2f</small>		0-0 HR		0-0 G3		
Joe Adcock, R (1, 3) <small>OBP: 0.317, SLG: 0.475</small> Vic Power, R (8, 3) <small>OBP: 0.338, SLG: 0.455</small>		0-0 HR	0-0 F5		0-3 K		0-0 6-3		
Buck Rodgers, S (1, 2) <small>OBP: 0.271, SLG: 0.286</small>	0-0 4-3			0-0 G3		0-0 S 1B		0-0 F2	
Paul Schaal, R (1, 5) <small>OBP: 0.277, SLG: 0.351</small>	0-0 6-3			0-0 6-3		0-3 K <small>1-2</small>		0-0 5-3	
Joe Koppe, R (1, 4) <small>OBP: 0.308, SLG: 0.182</small>	0-3 K			0-3 K		4-0 IBB			
Dean Chance, R (1, 1) <small>OBP: 0.176, SLG: 0.067</small> Al Spangler, L (5, PH) <small>OBP: 0.280, SLG: 0.241</small> Marcelino Lopez, R (6, 1) <small>OBP: 0.194, SLG: 0.229</small>			4-0 SH3-4 E 1B BB		0-0 L6	0-3 K			

Inning Stats	R: 0	H: 1	E: 0	LOB: 1	K: 0	BB: 0	S: 4	P: 4
	R: 1	H: 1	E: 0	LOB: 0	K: 1	BB: 0	S: 6	P: 6
	R: 2	H: 1	E: 1	LOB: 1	K: 0	BB: 1	S: 5	P: 9
	R: 0	H: 0	E: 0	LOB: 0	K: 1	BB: 0	S: 5	P: 5
	R: 3	H: 3	E: 0	LOB: 0	K: 1	BB: 0	S: 8	P: 8
	R: 0	H: 1	E: 0	LOB: 2	K: 2	BB: 1	S: 8	P: 12
	R: 0	H: 0	E: 0	LOB: 0	K: 0	BB: 0	S: 3	P: 3
	R: 0	H: 0	E: 0	LOB: 0	K: 0	BB: 0	S: 3	P: 3

PITCHER	IP	WLS	BF	H	R	ER	SO	BB	IBB	HBP	BLK	WP	HR	S	P	ERA	WHIP
Bennie Daniels, R (1, 1) <small>ERA: 4.09</small>	5.0	L	23	6	6	5	3	1	0	0	0	0	2	28	32	9.00	1.400
Marshall Bridges, L (6, 1) <small>ERA: 2.2</small>	3.0		11	1	0	0	2	0	1	0	0	0	0	14	18	0.00	0.333


BOTTOM

Washington Senators @ Los Angeles Angels
Dodger Stadium, Los Angeles, CA

Tue Jul 06 1965, 7:05 PM PDT
 Att. 4,294 - Unknown

livebaseballscorecards.com

AB	31
R	6
H	7
RBI	6
BB	2
SO	5
LOB	9



WP: 0	PA: 34
PB: 0	
SB: 1	
CS: 0	

Batter	1	2	3	4	5	6	7	8	9	AB R H RBI BB SO LOB	TOP		
Don Blasingame, L (1, 4) OBP: 0.278, SLG: 0.306	0-0 F8		0-0 1-3		0-0 F9		0-0 F8		0-0 F7	5 0 0 0 0 0 0	Washington Senators @ Los Angeles Angels Dodger Stadium, Los Angeles, CA Wed Jul 07 1965, 7:05 PM PDT Att. 5,296 - Unknown livebaseballscorecards.com		
Ken McMullen, R (1, 5) OBP: 0.312, SLG: 0.431	0-0 SF8 3B		0-0 1-3		0-0 F7		0-0 3B			4 1 2 0 0 0 0			
Willie Kirkland, L (1, 9) OBP: 0.273, SLG: 0.457 (7, 7)	0-0 SF8 3-H		4-0 1B 1B BB		0-0 1B 1B		0-0 4-3			2 1 1 1 1 0 1			
Frank Howard, R (1, 7) OBP: 0.344, SLG: 0.478 Jim King, L (7, 9) OBP: 0.318, SLG: 0.409	0-0 5-3		0-0 1B 1-3 1B		0-0 1-2 1B		0-0 5-3			4 0 2 0 0 0 1 0 0 0 0 0 0 0			
Dick Nen, L (1, 3) OBP: 0.308, SLG: 0.308		0-0 F6	0-0 1-3 1B		0-3 K		0-0 G3			4 0 1 1 0 1 2			
Don Lock, R (1, 8) OBP: 0.317, SLG: 0.374		4-0 F8 1B BB	0-3 K		0-0 HR		0-0 F7			3 1 1 1 1 1 2			
Doug Camilli, R (1, 2) OBP: 0.252, SLG: 0.293		0-0 1-2 1B		0-0 F2		0-0 6-3		0-3 K		4 0 1 0 0 1 0			
Ed Brinkman, R (1, 6) OBP: 0.256, SLG: 0.278		0-0 F8 2-3		0-0 1-3		0-0 5-3		0-0 6-3		4 0 0 0 0 0 2			
Frank Kreutzer, R (1, 1) OBP: 0.200, SLG: 0.444 Howie Koplitz, R (1, 1) OBP: 0.143, SLG: 0.143 Ron Kline, R (8, 1)		0-3 K		0-3 K		0-0 4-3		0-3 K		0 0 0 0 0 0 0 3 0 0 0 0 2 2 1 0 0 0 0 1 0			
Inning Stats	R: 1 H: 1 E: 0 LOB: 0 K: 0 BB: 0 S: 4 P: 4	R: 0 H: 1 E: 0 LOB: 2 K: 1 BB: 1 S: 6 P: 10	R: 1 H: 2 E: 0 LOB: 2 K: 1 BB: 1 S: 7 P: 11	R: 0 H: 0 E: 0 LOB: 0 K: 1 BB: 0 S: 5 P: 5	R: 0 H: 2 E: 0 LOB: 2 K: 1 BB: 0 S: 7 P: 7	R: 1 H: 1 E: 0 LOB: 0 K: 0 BB: 0 S: 4 P: 4	R: 0 H: 1 E: 0 LOB: 1 K: 0 BB: 0 S: 4 P: 4	R: 0 H: 0 E: 0 LOB: 0 K: 1 BB: 0 S: 5 P: 5	R: 0 H: 0 E: 0 LOB: 0 K: 1 BB: 0 S: 5 P: 5	1B: 5 SF: 1 2B: 0 SAC: 0 3B: 2 DP: 0 HR: 1 HBP: 0	WP: 0 PA: 37 PB: 0 SB: 0 CS: 0		
PITCHER	IP WLS BF H R ER SO BB IBB HBP BLK WP HR S P ERA WHIP											PITCHER	IP WLS BF H R ER SO BB IBB HBP BLK WP HR S P ERA WHIP
Ken McBride, R (1, 1) ERA: 5.56	7.0 L 31 8 3 3 4 2 0 0 0 0 0 1 37 45 3.86 1.429												
Ed Sukla, R (8, 1) ERA:	2.0 6 0 0 0 2 0 0 0 0 0 0 0 10 10 0.00 0.000												



Batter	1	2	3	4	5	6	7	8	9	AB R H RBI BB SO LOB
Jose Cardenal, R OBP: 0.307, SLG: 0.397 (1, 8)	0-0 S 1B		0-0 CS 1B		0-0 F8			0-0 6-3		4 1 2 0 0 0 1
Willie Smith, L OBP: 0.281, SLG: 0.438 (1, 7)	0-3 K 1-2		0-0 F5 2-3			0-0 3-1		0-0 FC4-6 1B		4 0 1 0 0 1 2
Jim Fregosi, R OBP: 0.302, SLG: 0.375 (1, 6)	4-0 1B BB		0-3 K			0-0 6-3		0-0 FC4-6 1-2f		3 0 0 0 1 1 1
Joe Adcock, R OBP: 0.316, SLG: 0.469 (1, 3)	0-0 G6-4-3 1-3 2-H 1B			0-0 F3		0-3 K		0-0 5-3		4 0 1 1 0 1 0
Lou Clinton, R OBP: 0.290, SLG: 0.268 Albie Pearson, L OBP: 0.324, SLG: 0.342 (1, 9) (7, PH) (8, 9)	0-0 G6-4-3 1-2f			0-3 K			0-0 F9		0-3 K	2 0 0 0 0 1 2 2 0 0 0 0 1 0
Buck Rodgers, S OBP: 0.270, SLG: 0.286 (1, 2)		0-0 F8		0-0 4-3			0-0 4-3		0-0 1B	4 0 1 0 0 0 0
Paul Schaal, R OBP: 0.276, SLG: 0.349 (1, 5)		0-0 1-3			0-0 6-3		0-0 1B		0-0 F7	4 0 1 0 0 0 1
Joe Koppe, R OBP: 0.333, SLG: 0.308 Merritt Ranew, L OBP: 0.200, SLG: 0.357 Ed Sukla, R (8, 1)		0-0 2B			0-0 5-3		0-0 F8			2 0 1 0 0 0 0 1 0 0 0 0 0 1 0 0 0 0 0 0 0
Ken McBride, R Tom Satriano, L OBP: 0.091, SLG: 0.091 (1, 1) (8, 4)		0-0 F7			4-0 BB			0-0 4-3		1 0 0 0 1 0 1 1 0 0 0 0 0 0

Inning Stats	R: 1	H: 2	E: 0	K: 1	S: 6	LOB: 1	BB: 1	P: 10	R: 0	H: 1	E: 0	K: 0	S: 4	LOB: 1	BB: 0	P: 4	R: 0	H: 1	E: 1	K: 1	S: 5	LOB: 0	BB: 0	P: 5	R: 0	H: 0	E: 0	K: 1	S: 5	LOB: 0	BB: 0	P: 5	R: 0	H: 0	E: 0	K: 0	S: 3	LOB: 1	BB: 1	P: 7	R: 0	H: 0	E: 0	K: 1	S: 5	LOB: 0	BB: 0	P: 5	R: 0	H: 1	E: 0	K: 0	S: 4	LOB: 1	BB: 0	P: 4	R: 0	H: 1	E: 0	K: 0	S: 4	LOB: 1	BB: 0	P: 4	R: 0	H: 1	E: 0	K: 1	S: 6	LOB: 1	BB: 0	P: 6	1B: 6	2B: 1	3B: 0	HR: 0	SF: 0	SAC: 0	DP: 1	HBP: 0	WP: 0	PB: 0	SB: 1	CS: 1	PA: 34
PITCHER	IP	WLS	BF	H	R	ER	SO	BB	IBB	HBP	BLK	WP	HR	S	P	ERA	WHIP																																																																				
Frank Kreutzer, L ERA: 4.79 (1, 1)	0.1		2	1	1	1	1	0	0	0	0	0	0	4	4	27.00	3.000																																																																				
Howie Koplitz, R ERA: 5.4 (1, 1)	6.2	W	24	4	0	0	3	2	0	0	0	0	0	28	36	0.00	0.900																																																																				
Ron Kline, R ERA: 1.86 (8, 1)	2.0	S	8	2	0	0	1	0	0	0	0	0	0	10	10	0.00	1.000																																																																				

BOTTOM

Washington Senators @ Los Angeles Angels
Dodger Stadium, Los Angeles, CA
Wed Jul 07 1965, 7:05 PM PDT
Att. 5,296 - Unknown

livebaseballscores.com

AB	32
R	1
H	7
RBI	1
BB	2
SO	5
LOB	9



Batter	1	2	3	4	5	6	7	8	9	AB R H RBI BB SO LOB	TOP												
Jim Gosger, L (1, 8) 0-3 K	0-0 G3		0-3 K		0-0 G1-6-3			0-0 G3	5 0 0 0 0 2 5														
Eddie Bressoud, R (1, 6) OBP: 0.318, SLG: 0.378 4-0 BB BB			0-0 L6		0-0 FC6-4 1B		0-0 6-3	0-3 K	4 0 1 0 1 1 0														
Tony Horton, R (1, 3) OBP: 0.333, SLG: 0.420 4-0 FC6-4 1-2 BB			0-0 F7		0-0 FC6-4 1B		0-0 3-1		3 0 0 0 1 0 1														
Felix Mantilla, R (1, 4) OBP: 0.403, SLG: 0.491 0-0 FC6-4 1-2f			0-0 1B 1B		0-0 F3		0-0 F4		4 0 1 0 0 0 3														
Tony Conigliaro, R (1, 9) OBP: 0.325, SLG: 0.467 0-3 K			0-0 1-2 1B		0-0 1B		0-0 1-3		4 0 2 0 0 1 2														
Lee Thomas, L (1, 7) OBP: 0.370, SLG: 0.504 0-0 F8			0-3 K		0-0 L9		0-0 SH3-4 3B		4 1 1 0 0 1 4														
Frank Malzone, R (1, 5) OBP: 0.279, SLG: 0.249 4-0 BB BB			0-0 SH2-4 1B		0-0 5-3		0-0 SH3-4		2 0 1 1 1 0 0														
Bob Tillman, R (1, 2) OBP: 0.280, SLG: 0.342 0-3 K			0-0 F7		4-0 FC E BB		0-0 3-H 6-3		3 0 0 0 1 1 2														
Bill Monbouquette, R (1, 1) OBP: 0.158, SLG: 0.114 4-0 BB BB			0-0 SH2-4		0-0 FC G1-6-3		0-0 L1-3		2 0 0 0 1 0 1														
Inning Stats	R: 0 E: 0 K: 2 S: 7	H: 0 LOB: 2 BB: 2 P: 15	R: 0 E: 0 K: 1 S: 5	H: 0 LOB: 2 BB: 2 P: 13	R: 0 E: 0 K: 1 S: 7	H: 2 LOB: 2 BB: 0 P: 7	R: 0 E: 0 K: 1 S: 6	H: 1 LOB: 1 BB: 0 P: 6	R: 0 E: 0 K: 0 S: 5	H: 2 LOB: 2 BB: 0 P: 5	R: 0 E: 0 K: 0 S: 3	H: 0 LOB: 1 BB: 1 P: 7	R: 0 E: 0 K: 0 S: 3	H: 0 LOB: 0 BB: 0 P: 3	R: 1 E: 0 K: 0 S: 4	H: 1 LOB: 0 BB: 0 P: 4	R: 0 E: 0 K: 1 S: 5	H: 0 LOB: 0 BB: 0 P: 5	1B: 5 2B: 0 3B: 1 HR: 0	SF: 0 SAC: 2 DP: 1 HBP: 0	WP: 0 PB: 0 SB: 0 CS: 0	PA: 38	
PITCHER	IP WLS BF H R ER SO BB IBB HBP BLK WP HR S P ERA WHIP																						
Pete Richert, L (1, 1) ERA: 2.51	5.0		24	5	0	0	5	4	0	0	0	0	0	30	46	0.00	1.800						
Steve Ridzik, R (6, 1) ERA: 4.73	3.0		11	1	1	1	0	1	0	0	0	0	0	10	14	3.00	0.667						
Ron Kline, R (9, 1) ERA: 1.82	1.0	W	3	0	0	0	1	0	0	0	0	0	0	5	5	0.00	0.000						

Boston Red Sox @ Washington Senators
D.C. Stadium, Washington, DC
Fri Jul 09 1965, 7:05 PM EDT
Unknown

livebaseballscorecards.com

AB 31
R 1
H 6
RBI 1
BB 5
SO 6
LOB 18



Batter	1	2	3	4	5	6	7	8	9	AB	R	H	RBI	BB	SO	LOB
Don Blasingame, L (1, 4) OBP: 0.274, SLG: 0.300	0-0 1-3		0-0 F8		0-0 F8			0-3 K		4	0	0	0	0	1	1
Ken McMullen, R (1, 5) OBP: 0.309, SLG: 0.425	0-3 K		0-0 1-3		0-0 F4			0-3 K		4	0	0	0	0	2	1
Willie Kirkland, L (1, 9) OBP: 0.280, SLG: 0.483 (9, 7)	0-0 E8 1B		0-0 HR		0-0 F4			0-0 F7		4	1	2	1	0	0	0
Frank Howard, R (1, 7) OBP: 0.343, SLG: 0.475 (9, 9)	0-3 K		0-3 K		0-3 K				0-0 S SH 1B	4	0	1	0	0	3	1
Ken Hamlin, R (9, PR) OBP: 0.347, SLG: 0.352									S SH 1B	0	1	0	0	0	0	0
Dick Nen, L (1, 3) OBP: 0.250, SLG: 0.250		0-0 F9		0-0 4-3		0-0 E3			0-0 SH 1B S	3	0	0	0	0	0	0
Don Lock, R (1, 8) OBP: 0.320, SLG: 0.381		0-0 6-3 2B		0-0 CS 1B		0-0 F7			0-3 K 1-2 2-3	4	0	2	0	0	1	3
Doug Camilli, R (1, 2) OBP: 0.247, SLG: 0.287 Jim King, L (9, PH) OBP: 0.316, SLG: 0.406		0-0 6-3 2-3		0-0 1-3 1-2				0-0 F9	0-3 K	3	0	0	0	0	0	2
Ed Brinkman, R (1, 6) OBP: 0.259, SLG: 0.282		0-0 1B				0-0 F4		0-0 L5	0-0 K	4	0	2	1	0	0	0
Pete Richert, L (1, 1) OBP: 0.161, SLG: 0.071 Mike Brumley, L (5, PH) OBP: 0.216, SLG: 0.158 Steve Ridzik, R (6, 1) OBP: 0.182, SLG: 0.273 Ron Kline, R (9, 1)		0-0 F9				0-0 2B		0-3 K		1	0	0	0	0	0	2
										1	0	1	0	0	0	0
										1	0	0	0	0	1	0
										0	0	0	0	0	0	0


Inning Stats	R: 0	H: 1	E: 1	LOB: 1	K: 2	BB: 0	S: 8	P: 8
	R: 0	H: 2	E: 0	LOB: 2	K: 0	BB: 0	S: 5	P: 5
	R: 1	H: 1	E: 0	LOB: 0	K: 1	BB: 0	S: 6	P: 6
	R: 0	H: 1	E: 0	LOB: 0	K: 0	BB: 0	S: 3	P: 3
	R: 0	H: 1	E: 0	LOB: 1	K: 0	BB: 0	S: 4	P: 4
	R: 0	H: 0	E: 1	LOB: 1	K: 1	BB: 0	S: 6	P: 6
	R: 0	H: 0	E: 0	LOB: 0	K: 1	BB: 0	S: 5	P: 5
	R: 0	H: 0	E: 0	LOB: 0	K: 2	BB: 0	S: 7	P: 7
	R: 1	H: 2	E: 1	LOB: 2	K: 2	BB: 0	S: 9	P: 9

PITCHER	IP	WLS	BF	H	R	ER	SO	BB	IBB	HBP	BLK	WP	HR	S	P	ERA	WHIP
Bill Monbouquette, R (1, 1) ERA: 3.35	8.2	L	35	8	2	1	9	0	0	0	0	0	1	53	53	1.04	0.923

BOTTOM

Boston Red Sox @ Washington Senators
D.C. Stadium, Washington, DC
Fri Jul 09 1965, 7:05 PM EDT
Unknown

AB	34
R	2
H	8
RBI	2
BB	0
SO	9
LOB	13



WP	PA	ERA	WHIP
0	35		
0			
2			
1			

Batter	1	2	3	4	5	6	7	8	9	AB	R	H	RBI	BB	SO	LOB						
Jim Gosger, L (1, 8) OBP: 0.250, SLG: 0.500	0-0 HR	0-0 F7		4-0 2B	0-0 F2		0-0 E8 1B	0-0 SF7	0-3 K	5	3	2	3	1	1	6						
Dalton Jones, L (1, 5) OBP: 0.343, SLG: 0.397	0-0 1B		0-0 1-3	0-0 2B		0-0 1B	0-0 1B	0-0 1B		6	1	5	1	0	0	0						
Tony Horton, R (1, 3) OBP: 0.333, SLG: 0.405	0-0 1B		0-3 K	0-0 F5		0-0 F3	0-0 E8 1B	4-0 1B		5	0	1	1	1	1	3						
Lee Thomas, L (1, 7) Lenny Green, L (8, PR) OBP: 0.382, SLG: 0.511 OBP: 0.351, SLG: 0.428	4-0 1B		0-0 1B		0-0 1B	0-0 1B	0-0 1B	0-0 1B		4	0	4	2	2	0	0						
Felix Mantilla, R (1, 4) Chuck Schilling, R (8, 4) OBP: 0.408, SLG: 0.489 OBP: 0.298, SLG: 0.368	0-0 1B		4-0 1B	0-0 BB	1-0 2B	4-0 BB	0-0 G5-4-3	0-0 F8		3	1	1	0	2	0	5						
Tony Conigliaro, R (1, 9) OBP: 0.322, SLG: 0.459	0-0 F7		0-3 K	0-0 2B	0-0 FC1-5	0-0 FC5-2		4-0 1B	0-0 6-3	5	1	0	0	1	1	9						
Eddie Bressoud, R (1, 6) OBP: 0.318, SLG: 0.382		0-0 5-3		0-0 F5	0-0 K			0-0 1B	0-3 K	6	1	2	1	0	2	3						
Russ Nixon, L (1, 2) OBP: 0.240, SLG: 0.208		0-0 6-3		0-0 6-3	4-0 BB			0-0 1B	0-0 1B	5	2	2	1	1	0	0						
Earl Wilson, R (1, 1) OBP: 0.367, SLG: 0.359		4-0 BB		0-0 HR	0-3 K			0-0 1B	4-0 BB	3	1	1	1	2	1	5						
Inning Stats	R: 1 E: 0 K: 0 S: 5	H: 3 LOB: 2 BB: 1 P: 9	R: 0 E: 0 K: 0 S: 3	H: 0 LOB: 1 BB: 1 P: 7	R: 0 E: 0 K: 2 S: 8	H: 1 LOB: 2 BB: 1 P: 12	R: 2 E: 0 K: 0 S: 5	H: 2 LOB: 1 BB: 1 P: 9	R: 1 E: 0 K: 1 S: 7	H: 2 LOB: 3 BB: 1 P: 12	R: 0 E: 0 K: 1 S: 7	H: 2 LOB: 3 BB: 1 P: 11	R: 2 E: 3 K: 0 S: 6	H: 3 LOB: 2 BB: 1 P: 10	R: 4 E: 0 K: 0 S: 7	H: 4 LOB: 2 BB: 2 P: 15	R: 0 E: 0 K: 2 S: 8	H: 1 LOB: 2 BB: 1 P: 12	1B: 14 2B: 2 HR: 2	SF: 1 SAC: 1 DP: 2 HBP: 1	WP: 1 PB: 0 SB: 1 CS: 0	PA: 55
PITCHER	IP WLS BF H R ER SO BB IBB HBP BLK WP HR S P ERA WHIP																			PITCHER	IP WLS BF H R ER SO BB IBB HBP BLK WP HR S P ERA WHIP	
Buster Narum, R (1, 1) ERA: 5.11	4.1 L 25 8 4 4 2 4 0 1 0 0 2 24 41 8.31 2.769																					
Mike McCormick, L (5, 1) ERA: 3.38	1.0 7 2 0 0 1 2 0 0 0 0 0 0 7 15 0.00 4.000																					
Bennie Daniels, R (6, 1) ERA: 4.54	2.1 15 6 6 5 1 1 1 0 0 0 0 0 15 23 19.29 3.000																					
Ryne Duren, R (8, 1) ERA: 4.13	1.1 8 2 0 0 2 2 0 0 0 1 0 10 18 0.00 3.000																					

Boston Red Sox @ Washington Senators
 D.C. Stadium, Washington, DC
 Fri Jul 09 1965, 7:05 PM EDT
 Att. 12,098 - Unknown

AB	42
R	10
H	18
RBI	10
BB	10
SO	6
LOB	31



WP: 1	PA: 55
-------	--------

1B: 14	SF: 1
2B: 2	SAC: 1
3B: 0	DP: 2
HR: 2	HBP: 1

livebaseballscorecards.com

Batter	1	2	3	4	5	6	7	8	9	AB	R	H	RBI	BB	SO	LOB
Ken Hamlin, R OBP: 0.344, SLG: 0.349 (1, 4)	0-0 F9			0-0 1B SF8 1B		0-0 5-3		0-0 8-4-5 2-3f		4	1	1	0	0	0	2
Dick Nen, L OBP: 0.250, SLG: 0.250 (1, 3)	0-0 F6			0-0 1-3 1B		0-0 F9			0-0 F5	4	0	1	0	0	0	0
Willie Kirkland, L OBP: 0.279, SLG: 0.480 (1, 9)	0-3 K			0-0 SF8 3-H		0-3 K			0-0 1B	3	0	1	1	0	2	0
Frank Howard, R OBP: 0.339, SLG: 0.468 (1, 7)		0-3 K		0-3 K		0-3 K			0-3 K	4	0	0	0	0	4	2
Don Lock, R OBP: 0.319, SLG: 0.376 (1, 8)		0-0 F2		0-3 K		1-0 G6-4-3 HBP			0-3 K	3	0	0	0	0	2	2
Woodie Held, R OBP: 0.353, SLG: 0.434 (1, 5)		0-0 F9			4-0 BB FC6-4 BB		0-0 G6-4-3 1-2f			2	0	0	0	1	0	1
Ryne Duren, R (8, 1)										0	0	0	0	0	0	0
Mike Brumley, L OBP: 0.211, SLG: 0.154 (1, 2)			0-3 K		0-0 F7			0-0 F3		3	0	0	0	0	1	1
Ed Brinkman, R OBP: 0.260, SLG: 0.282 (1, 6)			0-0 6-3		0-0 FC6-4 1-2f			0-0 8-4-5 1B 1B		3	0	1	0	0	0	1
Buster Narum, R OBP: 0.083, SLG: 0.174 (1, 1)			0-3 K		0-3 K			0-0 1-2		1	0	0	0	0	1	0
Mike McCormick, L OBP: 0.167, SLG: 0.048 (5, 1)										1	0	0	0	0	1	1
Bennie Daniels, L OBP: 0.280, SLG: 0.182 (6, 1)										0	0	0	0	0	0	0
Ken McMullen, R OBP: 0.311, SLG: 0.427 (8, 5)										1	0	1	0	0	0	0

Inning Stats	R: 0	H: 0	E: 0	K: 1	S: 5	R: 0	H: 0	E: 0	K: 1	S: 5	R: 0	H: 0	E: 0	K: 2	S: 7	R: 1	H: 2	E: 0	K: 2	S: 9	R: 0	H: 0	E: 0	K: 1	S: 5	R: 0	H: 0	E: 0	K: 1	S: 5	R: 0	H: 0	E: 0	K: 1	S: 4	R: 0	H: 2	E: 0	K: 0	S: 4	R: 0	H: 1	E: 0	K: 2	S: 8	1B: 5	SF: 1	2B: 1	SAC: 0	3B: 0	DP: 2	HR: 0	HBP: 1	WP: 0	PA: 32
Earl Wilson, R ERA: 4.15 (1, 1)	IP	WLS	BF	H	R	ER	SO	BB	IBB	HBP	BLK	WP	HR	S	P	ERA	WHIP	IP	WLS	BF	H	R	ER	SO	BB	IBB	HBP	BLK	WP	HR	S	P	ERA	WHIP	IP	WLS	BF	H	R	ER	SO	BB	IBB	HBP	BLK	WP	HR	S	P	ERA	WHIP				


BOTTOM

Boston Red Sox @ Washington Senators
D.C. Stadium, Washington, DC

Fri Jul 09 1965, 7:05 PM EDT
Att. 12,098 - Unknown

livebaseballscores.com

AB	29
R	1
H	5
RBI	1
BB	1
SO	11
LOB	10



Batter	1	2	3	4	5	6	7	8	9	AB R H RBI BB SO LOB	TOP											
Jim Gosger, L (1, 8) OBP: 0.294, SLG: 0.733	0-3 K		0-0 1B 2B		0-0 1-3		0-0 HR		0-0 F3	5 2 2 1 0 1 0	Boston Red Sox @ Washington Senators D.C. Stadium, Washington, DC Sat Jul 10 1965, 3:33 AM EDT Att. 2,505 - Unknown livebaseballscorecards.com											
Dalton Jones, L (1, 5) OBP: 0.340, SLG: 0.392	0-0 4-3		0-0 F9		0-0 1B 1B		0-3 K		0-0 L3-1	5 0 1 0 0 1 1												
Tony Horton, R (1, 3) OBP: 0.341, SLG: 0.423	0-0 F4		0-0 F8		0-0 G4-6-3 1B		0-0 2B			4 0 2 0 0 0 1												
Lee Thomas, L (1, 7) OBP: 0.383, SLG: 0.510		0-0 F8 1B 1B	0-0 2-H 1B		0-0 G4-6-3 1-2f		0-0 G3			4 1 2 1 0 0 3												
Felix Mantilla, R (1, 4) OBP: 0.409, SLG: 0.488		0-0 1B 1B	0-0 F7		0-0 F7		4-0 FC4-6 BB			3 0 1 0 1 0 1												
Tony Conigliaro, R (1, 9) OBP: 0.322, SLG: 0.457		0-0 F8		0-0 F7		0-0 1B		0-3 K		4 0 1 0 0 1 3												
Eddie Bressoud, R (1, 6) OBP: 0.322, SLG: 0.381		0-0 1-2 1B		4-0 BB		0-0 F6		0-0 FC4-6 1-2f		3 0 1 1 1 0 2												
Russ Nixon, L (1, 2) OBP: 0.207, SLG: 0.179		0-0 3-H 1B		0-0 F8		0-0 F6		0-0 F4		4 0 0 0 0 0 5												
Dave Morehead, R (1, 1) OBP: 0.206, SLG: 0.129	0-3 K		0-0 F4		0-0 F7			0-0 F8		1 0 0 0 0 1 2												
Bob Heffner, R (3, 1)										1 0 0 0 0 0 1												
Chuck Schilling, R (7, PH) OBP: 0.296, SLG: 0.366										1 0 0 0 0 0 0												
Jay Ritchie, R (7, 1) OBP: 0.667, SLG: 0.500										0 0 0 0 0 0 0												
Frank Malzone, R (9, PH) OBP: 0.278, SLG: 0.247										1 0 0 0 0 0 0												
Inning Stats	R: 0 E: 0 K: 1 S: 5	H: 0 LOB: 0 BB: 0 P: 5	R: 1 E: 0 K: 1 S: 8	H: 3 LOB: 2 BB: 0 P: 8	R: 1 E: 0 K: 0 S: 5	H: 2 LOB: 1 BB: 0 P: 5	R: 0 E: 0 K: 0 S: 3	H: 0 LOB: 1 BB: 1 P: 7	R: 0 E: 0 K: 0 S: 4	H: 2 LOB: 1 BB: 0 P: 4	R: 0 E: 0 K: 1 S: 7	H: 1 LOB: 1 BB: 0 P: 4	R: 1 E: 0 K: 1 S: 7	H: 2 LOB: 1 BB: 0 P: 7	R: 0 E: 0 K: 1 S: 5	H: 0 LOB: 1 BB: 1 P: 9	R: 0 E: 0 K: 0 S: 3	H: 0 LOB: 0 BB: 0 P: 3	1B: 7 2B: 2 3B: 0 HR: 1	SF: 0 SAC: 0 DP: 1 HBP: 0	WP: 0 PB: 0 SB: 0 CS: 0	PA: 38
PITCHER	IP WLS BF H R ER SO BB IBB HBP BLK WP HR S P ERA WHIP																					
Phil Ortega, R (1, 1) ERA: 4.36	6.1 W 28 9 3 3 2 1 0 0 0 0 1 31 35 4.26 1.579																					
Marshall Bridges, L (7, 1) ERA: 2.15	0.2 3 1 0 0 1 0 0 0 0 0 0 5 5 0.00 1.500																					
Ron Kline, R (8, 1) ERA: 1.76	2.0 S 7 0 0 0 1 1 0 0 0 0 0 8 12 0.00 0.500																					



Batter	1	2	3	4	5	6	7	8	9	AB	R	H	RBI	BB	SO	LOB
Ken Hamlin, R OBP: 0.357, SLG: 0.351 (1, 4)	4-0 2B BB	4-0 BB		0-0 F7		0-0 1B				2	1	1	0	2	0	0
Ken McMullen, R OBP: 0.310, SLG: 0.428 (1, 5)	0-0 G3 1-H 4-3 2B	0-3 K		0-0 6-3		0-0 F4				4	1	1	1	0	1	2
Willie Kirkland, L OBP: 0.286, SLG: 0.512 (1, 7)	0-0 G3 2-3		0-0 1B 2B		0-0 HR		0-0 F8			4	2	2	1	0	0	1
Jim King, L OBP: 0.315, SLG: 0.402 (1, 9)	0-0 4-3		0-0 1B 1B		0-3 K		0-3 K			4	1	1	2	0	2	0
Dick Nen, L OBP: 0.292, SLG: 0.261 (1, 3)	4-0 BB BB		0-0 1B 1B		0-3 K		0-0 F9			3	0	1	0	1	1	0
Don Lock, R OBP: 0.326, SLG: 0.377 (1, 8)	4-0 1-2 BB		0-0 FC6-4 1B		4-0 G6-3 BB		0-3 K			2	0	1	1	2	1	0
Doug Camilli, R OBP: 0.247, SLG: 0.286 (1, 2)	0-0 F8		0-0 F5		0-0 G6-3		0-0 G4-6-3 1B			4	0	1	0	0	0	5
Ed Brinkman, R OBP: 0.256, SLG: 0.278 (1, 6)		0-0 5-3	0-0 F7		0-3 K		0-0 G4-6-3			4	0	0	0	0	1	3
Phil Ortega, R OBP: 0.293, SLG: 0.270 Marshall Bridges, S OBP: 0.200, SLG: 0.600 Ron Kline, R (8, 1)		0-3 K	0-0 FC6-4		0-0 F9					3	0	0	0	0	1	2
										0	0	0	0	0	0	0
										0	0	0	0	0	0	0

Inning Stats	R: 2	H: 1	E: 0	K: 0	S: 4	LOB: 2	BB: 3	P: 16	R: 0	H: 0	E: 0	K: 2	S: 7	LOB: 1	BB: 1	P: 11	R: 2	H: 4	E: 0	K: 0	S: 7	LOB: 2	BB: 0	P: 7	R: 1	H: 1	E: 0	K: 1	S: 6	LOB: 0	BB: 0	P: 6	R: 0	H: 0	E: 0	K: 1	S: 4	LOB: 0	BB: 1	P: 8	R: 0	H: 1	E: 0	K: 1	S: 6	LOB: 1	BB: 0	P: 6	R: 0	H: 0	E: 0	K: 1	S: 5	LOB: 0	BB: 0	P: 5	R: 0	H: 1	E: 0	K: 1	S: 5	LOB: 0	BB: 0	P: 5
--------------	------	------	------	------	------	--------	-------	-------	------	------	------	------	------	--------	-------	-------	------	------	------	------	------	--------	-------	------	------	------	------	------	------	--------	-------	------	------	------	------	------	------	--------	-------	------	------	------	------	------	------	--------	-------	------	------	------	------	------	------	--------	-------	------	------	------	------	------	------	--------	-------	------

PITCHER	IP	WLS	BF	H	R	ER	SO	BB	IBB	HBP	BLK	WP	HR	S	P	ERA	WHIP
Dave Morehead, R ERA: 4.78 (1, 1)	2.0	L	13	3	4	4	2	4	0	0	0	0	0	13	29	18.00	3.500
Bob Heffner, R ERA: 5.86 (3, 1)	4.0		16	4	1	1	3	1	0	0	0	0	1	21	25	2.25	1.250
Jay Ritchie, R ERA: 2.57 (7, 1)	2.0		6	1	0	0	2	0	0	0	0	0	0	10	10	0.00	0.500

BOTTOM

Boston Red Sox @ Washington Senators
D.C. Stadium, Washington, DC
 Sat Jul 10 1965, 3:33 AM EDT
 Att. 2,505 - Unknown

livebaseballscorecards.com

AB	30
R	5
H	8
RBI	5
BB	5
SO	7
LOB	13



1B: 5	SF: 0	WP: 0	PA: 35
2B: 2	SAC: 0	PB: 0	
3B: 0	DP: 2	SB: 1	
HR: 1	HBP: 0	CS: 0	

PITCHER	IP	WLS	BF	H	R	ER	SO	BB	IBB	HBP	BLK	WP	HR	S	P	ERA	WHIP
---------	----	-----	----	---	---	----	----	----	-----	-----	-----	----	----	---	---	-----	------

Batter	1	2	3	4	5	6	7	8	9	10	11	12	AB R H RBI BB SO LOB	TOP																						
Ken Hamlin, R OBP: 0.370, SLG: 0.357 (1, 4)	0-0 FC6-4 1B		0-0 5-3		0-0 F8		4-0 2B BB			4-0 S BB		0-0 PO 1B	4 0 2 0 2 0 1	Washington Senators @ New York Yankees Yankee Stadium, Bronx, NY Thu Jul 15 1965, 7:05 PM EDT Att. 15,964 - Unknown - 84 F																						
Ken McMullen, R OBP: 0.308, SLG: 0.428 (1, 5)	0-0 FC6-4 1B FC5		0-0 L7		0-3 K		0-0 2B			0-0 F3		0-0 PO	5 0 1 0 0 1 3																							
Willie Kirkland, L OBP: 0.283, SLG: 0.500 (1, 7) (8, 9)	0-0 E 1B		0-3 K			0-3 K	0-0 4-3			0-3 K		1-2 K	5 0 1 0 0 3 3																							
Jim King, L Woodie Held, R OBP: 0.320, SLG: 0.409 OBP: 0.350, SLG: 0.429 (1, 9) (8, PH) (8, 7)	0-3 K			4-0 1B BB		0-0 3B 2B		0-0 6-3		0-0 F3			2 1 1 0 1 1 2 2 0 0 0 0 0 1																							
Dick Nen, L OBP: 0.310, SLG: 0.357 (1, 3)	0-0 E4 1-2 2-3			0-0 1B		0-0 3B		0-3 K			0-3 K		5 0 2 1 0 2 2																							
Don Lock, R OBP: 0.319, SLG: 0.368 (1, 8)	0-0 FC5			0-0 5-3		0-3 K		0-0 5-3			0-0 L8		5 0 0 0 0 1 5																							
Doug Camilli, R OBP: 0.239, SLG: 0.276 (1, 2)		0-0 5-3		0-0 5-3		0-0 5-3			0-0 F7		0-0 F7		5 0 0 0 0 0 2																							
Ed Brinkman, R OBP: 0.255, SLG: 0.276 (1, 6)		0-0 L5			0-0 SH3-4 1B		0-3 K		0-0 L6			0-0 F7	5 0 1 0 0 1 0																							
Phil Ortega, R Frank Howard, R Ron Kline, R Joe Cunningham, L Howie Koplitz, R Steve Ridzik, R OBP: 0.279, SLG: 0.256 OBP: 0.336, SLG: 0.467 (9, PH) (9, 1) (12, PH) (12, 1) (12, 1)	0-3 K		0-3 K		0-0 SH3-4 1-2		0-0 L9		0-3 K			0-0 1-3	2 0 0 0 0 0 1 0 1 0 0 0 0 0 1 0 0 0 0 0 0 0 0 0 1 0																							
Inning Stats	R: 0 E: 1 K: 1 S: 8	H: 2 LOB: 3 BB: 0 P: 8	R: 0 E: 0 K: 1 S: 5	H: 0 LOB: 0 BB: 0 P: 5	R: 0 E: 0 K: 0 S: 5	H: 1 LOB: 1 BB: 1 P: 7	R: 0 E: 0 K: 1 S: 6	H: 1 LOB: 2 BB: 1 P: 10	R: 0 E: 0 K: 2 S: 9	H: 2 LOB: 1 BB: 0 P: 9	R: 0 E: 0 K: 1 S: 5	H: 0 LOB: 0 BB: 0 P: 5	R: 0 E: 0 K: 1 S: 5		H: 0 LOB: 0 BB: 0 P: 5	R: 0 E: 0 K: 1 S: 5	H: 0 LOB: 0 BB: 0 P: 5	R: 0 E: 0 K: 0 S: 3	H: 1 LOB: 0 BB: 0 P: 3	1B: 5 2B: 2 3B: 1 HR: 0	SF: 0 SAC: 1 DP: 0 HBP: 0	WP: 0 PB: 0 SB: 1 CS: 0	PA: 47													
PITCHER	IP WLS BF H R ER SO BB IBB HBP BLK WP HR S P ERA WHIP																																			
Mei Stottlemire, R ERA: 2.81 (1, 1)	7.0	30	7	1	1	7	2	0	0	0	0	0	0		0	0	1.29	1.286																		
Steve Hamilton, L ERA: 1.59 (8, 1)	1.2	5	0	0	0	1	0	0	0	0	0	0	0	0	0	0.00	0.000																			
Pedro Ramos, R ERA: 3.29 (9, 1)	2.1	8	0	0	0	3	1	0	0	0	0	0	0	0	0	0.00	0.429																			
Pete Mikkelsen, R ERA: 3.95 (12, 1)	1.0	W 3	1	0	0	0	0	0	0	0	0	0	0	0	0	0.00	1.000																			

AB	42
R	1
H	8
RBI	1
BB	3
SO	11
LOB	19



WP	0
PA	47


Batter	1	2	3	4	5	6	7	8	9	10	11	12	AB R H RBI BB SO LOB
Bobby Richardson, R OBP: 0.324, SLG: 0.334 (1, 4)	0-0 6-3	0-0 1-3			0-0 F8			0-0 F5		0-0 FC5-4 1B	0-0 F4		6 0 1 0 0 0 6
Phil Linz, R OBP: 0.288, SLG: 0.287 (1, 6)	0-0 5-3		0-0 6-3			0-0 L7		0-0 5-3		0-0 F3		0-0 5-3	6 0 0 0 0 0 1
Mickey Mantle, S OBP: 0.392, SLG: 0.464 (8, PR)	4-0 FC6-4		0-0 F4			0-0 HR		4-0 2B BB		0-0 FC5-4 1-2f		0-0 BB HBP 1B	2 1 1 1 2 0 0 0 0 0 0 0 0 0
Ross Moschitto, R OBP: 0.167, SLG: 0.304 (9, 7)													2 1 1 0 0 0 1
Ray Barker, L OBP: 0.365, SLG: 0.412 (10, PH)	0-0 FC6-4 1-2f		0-0 3-1			0-0 6-3		0-0 2B		0-3 K		0-0 HBP BB 1B	6 0 2 0 0 1 2
Elston Howard, R OBP: 0.245, SLG: 0.351 (11, 3)								1-3 2B					
Tom Tresh, S OBP: 0.353, SLG: 0.484 (11, 7)		0-0 3-1			0-3 K			0-0 BB				0-0 FC3-5 2B	4 0 1 0 2 1 0
Joe Pepitone, L OBP: 0.324, SLG: 0.404 (11, 9)	4-0 E BB				0-0 F2			0-0 F5		0-0 F2		4-0 HBP FC3-5 IBB	4 0 0 0 2 0 6
Clete Boyer, R OBP: 0.335, SLG: 0.437 (1, 5)		0-0 E8 1-3 1B			0-3 K2-3			0-0 1B		0-3 K		0-0 FC3-5 HBP 1-2 2-3f	5 0 2 1 0 2 2
Roger Repoz, L OBP: 0.328, SLG: 0.627 (1, 8)		4-0 IBB			0-0 F8			0-0 F3		0-0 L9		0-0 F4	4 0 0 0 1 0 3
Mel Stottlemyre, R OBP: 0.194, SLG: 0.273 (7, PH)		0-3 K			0-0 3-1			0-0 L7		0-0 F5		1-0 HBP 1-2 2-3	2 0 0 0 0 1 3 1 0 0 0 0 0 1 1 0 0 0 0 0 0 1 0
Tony Kubacki, L OBP: 0.238, SLG: 0.271 (8, 1)													
Steve Hamilton, L OBP: 0.333, SLG: 0.333 (9, 1)													
Pedro Ramos, S OBP: 0.125, SLG: 0.125 (11, PH)													
Hector Lopez, R OBP: 0.309, SLG: 0.391 (12, 1)													

Inning Stats	R: 0 E: 0 K: 0 S: 3	H: 0 LOB: 1 BB: 1 P: 7	R: 0 E: 1 K: 1 S: 6	H: 1 LOB: 3 BB: 2 P: 14	R: 0 E: 0 K: 0 S: 3	H: 0 LOB: 0 BB: 0 P: 3	R: 0 E: 0 K: 2 S: 7	H: 0 LOB: 0 BB: 0 P: 7	R: 0 E: 0 K: 0 S: 3	H: 0 LOB: 0 BB: 0 P: 3	R: 1 E: 0 K: 0 S: 4	H: 1 LOB: 0 BB: 0 P: 4	R: 0 E: 0 K: 0 S: 4	H: 1 LOB: 1 BB: 0 P: 4	R: 0 E: 0 K: 0 S: 4	H: 1 LOB: 3 BB: 2 P: 12	R: 0 E: 0 K: 1 S: 5	H: 0 LOB: 0 BB: 0 P: 5	R: 0 E: 0 K: 1 S: 6	H: 1 LOB: 1 BB: 0 P: 6	R: 0 E: 0 K: 0 S: 4	H: 1 LOB: 3 BB: 1 P: 9	R: 1 E: 0 K: 0 S: 4	H: 2 LOB: 3 BB: 1 P: 9	1B: 5 2B: 2 3B: 0 HR: 1	SF: 0 SAC: 0 DP: 0 HBP: 2	WP: 0 PA: 52
--------------	------------------------------	---------------------------------	------------------------------	----------------------------------	------------------------------	---------------------------------	------------------------------	---------------------------------	------------------------------	---------------------------------	------------------------------	---------------------------------	------------------------------	---------------------------------	------------------------------	----------------------------------	------------------------------	---------------------------------	------------------------------	---------------------------------	------------------------------	---------------------------------	------------------------------	---------------------------------	----------------------------------	------------------------------------	-----------------

PITCHER	IP	WLS	BF	H	R	ER	SO	BB	IBB	HBP	BLK	WP	HR	S	P	ERA	WHIP
Phil Ortega, R ERA: 4.15 (1, 1)	8.0		33	4	1	1	3	4	1	0	0	0	1	34	54	1.12	1.000
Ron Kline, R ERA: 1.67 (9, 1)	3.0		13	2	0	0	2	0	1	1	0	0	0	15	20	0.00	0.667
Howie Koplitz, R ERA: 5.5 (12, 1)	0.2	L	5	2	1	1	0	1	0	0	0	0	0	4	8	13.50	4.500
Steve Ridzik, R ERA: 4.73 (12, 1)	0.0		1	0	0	0	0	0	0	1	0	0	0	0	1	∞	∞

Washington Senators @ New York Yankees
 Yankee Stadium, Bronx, NY
 Thu Jul 15 1965, 7:05 PM EDT
 Att: 15,964 - Unknown - 84 F

AB	43
R	2
H	8
RBI	2
BB	7
SO	5
LOB	25



Batter	1	2	3	4	5	6	7	8	9	AB R H RBI BB SO LOB	TOP										
Joe Cunningham, L (1, 3) OBP: 0.379, SLG: 0.320	4-0 SH3 1B BB	0-0 F8			0-0 3-1		4-0 BB BB		4-0 BB 1B BB	2 2 0 0 3 0 0											
Ken Hamlin, R (1, 4) OBP: 0.370, SLG: 0.356	0-0 SH3		0-3 K		0-0 FC6-4 1B		0-0 F6		4-0 1B BB	3 0 1 0 0 1 1											
Steve Ridzik, R (7, 1) OBP: 0.182, SLG: 0.273	1-2								1-2 2-3 1B BB	0 0 0 0 0 0 0											
Jim King, L (9, PH) OBP: 0.323, SLG: 0.409										0 1 0 0 1 0 0											
Ken McMullen, R (1, 5) OBP: 0.313, SLG: 0.430	0-0 E 1B SF7 1B		0-0 BB BB 1B		0-0 F9		0-0 F4		0-0 1B 1B	5 1 3 3 0 0 2											
Frank Howard, R (1, 7) OBP: 0.342, SLG: 0.467	0-0 E9 1B 1B		4-0 BB BB		0-0 FC6-4 1-2f				0-0 1B 1B	4 0 2 1 1 1 1											
Woodie Held, R (1, 9) OBP: 0.351, SLG: 0.439	0-0 SF7 3-H		4-0 BB BB		0-0 G6-4-3 BB		0-0 3B		0-0 G6-4-3 1-2f	3 0 1 1 1 1 2											
Don Lock, R (1, 8) OBP: 0.322, SLG: 0.368	0-0 FC5-4 1B		0-0 G6-4-3 1-2f		0-0 5-3		0-0 BB			3 0 1 0 1 0 4											
Doug Camilli, R (1, 2) OBP: 0.234, SLG: 0.270	0-0 FC5-4 1-2f				0-0 1-3		0-0 F8		0-0 F7	3 0 0 0 0 0 3											
Willie Kirkland, L (8, PH) OBP: 0.281, SLG: 0.496										1 0 0 0 0 0 1											
Ed Brinkman, R (1, 6) OBP: 0.253, SLG: 0.273		0-3 K			0-3 K		0-0 5-3		0-0 BB 3-1 1B 1B	3 0 0 0 0 2 1											
Don Blasingame, L (9, PH) OBP: 0.277, SLG: 0.303										1 1 1 0 0 0 0											
Pete Richert, L (1, 1) OBP: 0.156, SLG: 0.069		0-0 F9			0-3 K		0-0 F8		0-0 3-1	1 0 0 0 0 0 0											
Bennie Daniels, L (3, 1) OBP: 0.269, SLG: 0.174										1 0 0 0 0 1 0											
Don Zimmer, R (7, PH) OBP: 0.296, SLG: 0.293										1 0 0 0 0 0 0											
Dick Nen, L (9, PH) OBP: 0.300, SLG: 0.345									1-2	1 0 0 0 0 0 1											
Inning Stats	R: 2 E: 1 K: 0 S: 6	H: 3 LOB: 2 BB: 1 P: 10	R: 0 E: 0 K: 1 S: 5	H: 0 LOB: 0 BB: 0 P: 5	R: 0 E: 0 K: 1 S: 5	H: 1 LOB: 2 BB: 2 P: 13	R: 0 E: 0 K: 2 S: 7	H: 0 LOB: 0 BB: 0 P: 7	R: 0 E: 0 K: 0 S: 4	H: 1 LOB: 1 BB: 0 P: 4	R: 0 E: 0 K: 0 S: 3	H: 0 LOB: 1 BB: 1 P: 7	R: 0 E: 0 K: 2 S: 7	H: 0 LOB: 1 BB: 1 P: 11	R: 3 E: 0 K: 0 S: 5	H: 3 LOB: 1 BB: 2 P: 13	1B: 8 2B: 0 3B: 1 HR: 0	SF: 1 SAC: 1 DP: 2 HBP: 0	WP: 0 PB: 0 SB: 0 CS: 0	PA: 41	
PITCHER	IP WLS BF H R ER SO BB IBB HBP BLK WP HR S P ERA WHIP																				IP WLS BF H R ER SO BB IBB HBP BLK WP HR S P ERA WHIP
Al Downing, L (1, 1) ERA: 3.32	7.0 W 30 6 2 2 4 4 0 0 0 0 0 34 50 2.57 1.429																				
Hal Reniff, R (8, 1) ERA: 3.83	1.1 S 10 3 3 3 2 3 0 0 0 0 0 11 23 20.25 4.500																				
Pedro Ramos, R (9, 1) ERA: 3.25	0.2 S 1 0 0 0 0 0 0 0 0 0 0 1 1 0.00 0.000																				

Washington Senators @ New York Yankees
Yankee Stadium, Bronx, NY

Fri Jul 16 1965, 7:05 PM EDT
Att. 16,026 - Unknown - 82 F

AB	32
R	5
H	9
RBI	5
BB	7
SO	6
LOB	16



BOTTOM

Washington Senators @ New York Yankees
Yankee Stadium, Bronx, NY

livebaseballscorecards.com

AB 33
R 9
H 10
RBI 9
BB 3
SO 3
LOB 10



WP: 0 PA: 37
PB: 0
SB: 0
CS: 0

ERA WHIP

AB R H RBI BB SO LOB

5 1 1 1 0 0 1

3 1 1 1 1 0 0

2 1 1 0 2 0 0

0 1 0 0 0 0 0

4 2 2 1 0 0 2

0 0 0 0 0 0 0

0 0 0 0 0 0 0

3 1 1 3 0 0 0

4 0 2 1 0 1 1

4 1 1 1 0 0 4

4 0 0 0 0 1 2

3 1 1 1 0 1 0

1 0 0 0 0 0 0

1B: 6 SF: 1
2B: 3 SAC: 0
3B: 0 DP: 1
HR: 1 HBP: 0

Batter	1	2	3	4	5	6	7	8	9
Bobby Richardson, R (1, 4) OBP: 0.322, SLG: 0.341	0-0 6-3 ①		0-0 F8 ②	0-0 HR		0-0 L5 ②		0-0 F4 ③	
Phil Linz, R (1, 6) OBP: 0.291, SLG: 0.288	0-0 6-3 ②		0-0 1B BB 1B 3-H	4-0 1B BB		0-0 F3 ③			
Mickey Mantle, S (1, 7) OBP: 0.398, SLG: 0.464 Ross Moschitto, R (7, PR) OBP: 0.167, SLG: 0.304 (8, 7)	0-0 1-3 ③		4-0 1B BB 1-2	0-0 1-2 1B		4-0 E BB			
Elston Howard, R (1, 2) OBP: 0.252, SLG: 0.361 Hal Reniff, R (8, 1) Pedro Ramos, S (9, 1) OBP: 0.125, SLG: 0.125		0-0 F7 ①	0-0 1B 1B 1-2 2-3	0-0 5-3 ③		0-0 E5 SF8 2B 1-H			
Hector Lopez, R (1, 9) OBP: 0.308, SLG: 0.390		0-0 1-3 ②	0-0 1B 1B 1-2 2-H 3-H		0-0 E6 1B FC4-6		0-0 SF8 ①		
Ray Barker, L (1, 3) OBP: 0.370, SLG: 0.416		0-0 F4 ③	0-0 FC6-4 1B 1-2 2-H		0-0 FC4-6 1B 1-3		0-3 K ②		
Clete Boyer, R (1, 5) OBP: 0.334, SLG: 0.438			0-0 2B 2B FC6-4		0-0 FC4-6 G3-6-3 1-2f 3-H		0-0 F4 ③		
Roger Repoz, L (1, 8) OBP: 0.306, SLG: 0.582			0-3 K ①	0-0 1-3 ①	0-0 G3-6-3 ③		0-0 F6 ①		
Al Downing, R (1, 1) OBP: 0.156, SLG: 0.140 Jake Gibbs, L (8, 2) OBP: 0.231, SLG: 0.250			0-0 F8 1B 2B 2-H	0-3 K ②		0-0 1-3 ①		0-0 F2 ②	

Inning Stats	R: 0	H: 0	E: 0	LOB: 0	K: 0	BB: 0	S: 3	P: 3
	R: 0	H: 0	E: 0	LOB: 0	K: 0	BB: 0	S: 3	P: 3
	R: 5	H: 6	E: 0	LOB: 2	K: 1	BB: 1	S: 11	P: 15
	R: 1	H: 2	E: 0	LOB: 2	K: 1	BB: 1	S: 7	P: 11
	R: 1	H: 1	E: 1	LOB: 0	K: 0	BB: 0	S: 4	P: 4
	R: 0	H: 0	E: 0	LOB: 0	K: 0	BB: 0	S: 3	P: 3
	R: 2	H: 1	E: 1	LOB: 1	K: 1	BB: 1	S: 6	P: 10
	R: 0	H: 0	E: 0	LOB: 0	K: 0	BB: 0	S: 3	P: 3

PITCHER	IP	WLS	BF	H	R	ER	SO	BB	IBB	HBP	BLK	WP	HR	S	P	ERA	WHIP
Pete Richtert, L (1, 1) ERA: 2.9	2.2	L	15	6	5	5	1	1	0	0	0	0	0	16	20	16.88	2.625
Bennie Daniels, R (3, 1) ERA: 4.46	3.1		14	3	2	1	1	1	0	0	0	0	1	15	19	2.70	1.200
Steve Ridzik, R (7, 1) ERA: 4.72	2.0		8	1	2	1	1	1	0	0	0	0	0	9	13	4.50	1.000

Fri Jul 16 1965, 7:05 PM EDT
Att: 16,026 - Unknown - 82 F

Batter	1	2	3	4	5	6	7	8	9	AB R H RBI BB SO LOB	TOP																			
Joe Cunningham, L (1, 3) OBP: 0.380, SLG: 0.325	0-3 K	0-0 F7			0-0 2B	0-3 K			4-0 1B BB	4 1 1 0 1 2 3																				
Ken Hamlin, R (1, 4) OBP: 0.369, SLG: 0.355 Don Blasingame, L (5, 4) OBP: 0.278, SLG: 0.305	0-0 HR 1B		0-0 L5		0-3 K		0-0 G3	0-0 1-3 1B	0-0 1B	3 1 1 0 0 1 1 2 0 1 0 0 0 0																				
Ken McMullen, R (1, 5) OBP: 0.311, SLG: 0.430	0-3 K		0-3 K		0-0 2B		0-0 6-3	0-0 F4	0-0 F4	5 0 1 1 0 2 3																				
Frank Howard, R (1, 7) OBP: 0.347, SLG: 0.479 Jim King, L (7, PR) OBP: 0.322, SLG: 0.407	0-0 1-H HR		0-0 1B		0-0 L8		4-0 FC6-4 BB	0-0 1-3	0-0 1-3	3 1 2 2 1 0 1 1 0 0 0 0 0 2																				
Woodie Held, R (1, 9) OBP: 0.353, SLG: 0.445	0-0 1B		0-0 L7		0-0 BLK 1B 2B		0-0 FC6-4		0-0 FC6-4	4 1 2 0 0 0 2																				
Don Lock, R (1, 8) OBP: 0.325, SLG: 0.365	0-0 F7			0-0 F8		4-0 SH3-4 1B BB		4-0 G6-4-3 BB		2 0 0 0 2 0 1																				
Don Zimmer, R (1, 2) OBP: 0.303, SLG: 0.301		0-0 6-3		0-0 G4-6-3 1B		0-0 SH3-4 1B		0-0 G6-4-3		4 0 2 1 0 0 1																				
Ed Brinkman, R (1, 6) OBP: 0.253, SLG: 0.273		0-0 SH1-4 1B		0-0 G4-6-3		0-0 F6		0-3 K		4 0 1 0 0 1 3																				
Buster Narum, R (1, 1) OBP: 0.077, SLG: 0.160 Ron Kline, R (9, 1)		0-0 SH1-4			0-3 K	0-0 SH3-4			0-3 K	2 0 0 0 0 2 0 0 0 0 0 0 0 0																				
Inning Stats	R: 2 E: 0 K: 2 S: 10	H: 3 LOB: 1 BB: 0 P: 10	R: 0 E: 0 K: 0 S: 4	H: 1 LOB: 1 BB: 0 P: 4	R: 0 E: 0 K: 1 S: 6	H: 1 LOB: 1 BB: 0 P: 6	R: 0 E: 0 K: 0 S: 3	H: 1 LOB: 0 BB: 0 P: 3	R: 1 E: 0 K: 2 S: 9	H: 2 LOB: 1 BB: 0 P: 9	R: 1 E: 0 K: 1 S: 7	H: 2 LOB: 2 BB: 1 P: 11	R: 0 E: 0 K: 0 S: 3	H: 0 LOB: 1 BB: 1 P: 7	R: 0 E: 0 K: 1 S: 4	H: 0 LOB: 0 BB: 1 P: 8	R: 0 E: 0 K: 1 S: 6	H: 1 LOB: 2 BB: 1 P: 10	1B: 7 2B: 3 3B: 0 HR: 1	SF: 0 SAC: 2 DP: 2 HBP: 0	WP: 0 PA: 40 PB: 0 SB: 0 CS: 0									
PITCHER	IP WLS BF H R ER SO BB IBB HBP BLK WP HR S P ERA WHIP																													
Whitey Ford, L (1, 1) ERA: 3.84	4.2		21	8	3	3	5	0	0	0	0	0	1	31	31	5.79	1.714													
Pedro Ramos, R (5, 1) ERA: 3.23	0.1		1	0	0	0	0	0	0	0	0	0	0	1	1	0.00	0.000													
Jim Brenneman, R (6, 1) ERA: 18.0	0.0		3	2	1	1	0	1	0	0	1	0	0	2	6	∞	∞													
Steve Hamilton, L (6, 1) ERA: 1.5	2.0		7	0	0	0	1	1	0	0	0	0	0	8	12	0.00	0.500													
Gil Blanco, L (8, 1) ERA: 3.95	2.0	W	8	1	0	0	2	2	0	0	0	0	0	10	18	0.00	1.500													

Washington Senators @ New York Yankees
 Yankee Stadium, Bronx, NY
 Sat Jul 17 1965, 3:33 AM EDT
 Att. 20,196 - Unknown - 89 F

AB	34
R	4
H	11
RBI	4
BB	4
SO	8
LOB	17



BOTTOM

Washington Senators @ New York Yankees
Yankee Stadium, Bronx, NY

livebaseballscorecards.com

AB 37
R 5
H 13
RBI 5
BB 4
SO 5
LOB 13



WP: 1 PA: 41
PB: 0
SB: 0
CS: 0

ERA WHIP

AB R H RBI BB SO LOB

5 2 4 0 0 0 0

5 1 4 1 0 0 1

4 0 1 2 1 1 3

3 0 1 1 2 0 4

5 0 1 1 0 1 2

4 0 0 0 0 0 1

4 1 2 0 0 1 0

4 0 0 0 0 1 2

1 0 0 0 0 0 0
0 0 0 0 0 0 0
1 0 0 0 0 0 1
0 0 0 0 0 0 0
0 0 0 0 0 0 0
1 0 0 0 0 0 0
0 0 0 0 0 0 0
0 0 0 0 1 0 0
0 1 0 0 0 0 0

1B: 12 SF: 0
2B: 1 SAC: 0
3B: 0 DP: 0
HR: 0 HBP: 0

Batter	1	2	3	4	5	6	7	8	9
Bobby Richardson, R (1, 4) OBP: 0.328, SLG: 0.347	0-0 1B 1B		0-0 FC5 1B		0-0 F4		0-0 1B		0-0 1-2 2-3 1B 2B
Tony Kubek, L (1, 6) OBP: 0.271, SLG: 0.285	0-0 1-3 1B		0-0 1-2 1B		0-0 WP 1B		0-0 1-3		0-0 1-2 2-3 3-H 1B 2B
Mickey Mantle, S (1, 7) OBP: 0.398, SLG: 0.465	0-3 K		0-0 L7		4-0 1-2 BB			0-0 F7	0-0 1-3 2-H 3-H 1B 2B
Elston Howard, R (1, 2) OBP: 0.262, SLG: 0.361	0-0 1B		0-0 FC5		0-0 F9			4-0 BB	4-0 1B IBB
Joe Pepitone, L (1, 9) OBP: 0.322, SLG: 0.401	0-0 6-3			0-0 F9		0-0 4-3		0-3 K	0-0 1-2 2-3 3-H 1B
Ray Barker, L (1, 3) OBP: 0.358, SLG: 0.400		0-0 6-3		0-0 1-3		0-0 4-3		0-0 F8	
Clete Boyer, R (1, 5) OBP: 0.336, SLG: 0.439		0-0 F6		0-0 1B		0-3 K			0-0 1B BB 1B
Roger Repoz, L (1, 8) OBP: 0.288, SLG: 0.542		0-3 K		0-0 4-3			0-0 F7		0-0 F7
Whitley Ford, L (1, 1) Pedro Ramos, S (1, 1) Jake Gibbs, (1, 1) Jim Beatty, R (1, 1) Steve Hamilton, L (1, 1) Tom Tresh, S (1, 1) Gil Blanco, L (1, 1) Hector Lopez, R (1, 1) Phil Lutz, R (1, 1)			0-0 3-1		0-3 K		0-0 3-1		4-0 1B 2B BB

Inning Stats	R: 1	H: 3	E: 0	K: 1	S: 7	LOB: 1	BB: 0	P: 7
	R: 0	H: 0	E: 0	K: 1	S: 5	LOB: 0	BB: 0	P: 5
	R: 0	H: 2	E: 0	K: 0	S: 5	LOB: 2	BB: 0	P: 5
	R: 0	H: 1	E: 0	K: 0	S: 4	LOB: 1	BB: 0	P: 4
	R: 0	H: 1	E: 0	K: 1	S: 6	LOB: 2	BB: 1	P: 10
	R: 0	H: 0	E: 0	K: 1	S: 5	LOB: 0	BB: 0	P: 5
	R: 0	H: 1	E: 0	K: 0	S: 4	LOB: 1	BB: 0	P: 4
	R: 0	H: 0	E: 0	K: 1	S: 5	LOB: 1	BB: 1	P: 9

PITCHER	IP	WLS	BF	H	R	ER	SO	BB	IBB	HBP	BLK	WP	HR	S	P	ERA	WHIP
Buster Narum, R (1, 1) ERA: 4.94	8.1		36	9	3	3	5	3	0	0	0	1	0	43	55	3.24	1.440
Ron Kline, R (9, 1) ERA: 1.97	0.0	L	5	4	2	2	0	0	1	0	0	0	0	4	8	∞	∞

ERA WHIP

Batter	1	2	3	4	5	6	7	8	9	AB	R	H	RBI	BB	SO	LOB
Bobby Richardson, R (1, 4) OBP: 0.325, SLG: 0.343	0-0 F2		0-0 6-3			0-0 L9		0-0 L9		4	0	0	0	0	0	0
Phil Linz, R (1, 6) OBP: 0.290, SLG: 0.284	0-0 F9			0-0 F9			4-0 BB 1B BB		0-0 F8	3	0	0	0	1	0	0
Tom Tresh, S (1, 7) (7, 8) OBP: 0.351, SLG: 0.480	0-0 5-3			0-0 F8			0-0 1-2 BB 1B		0-0 F5	4	0	1	0	0	0	0
Elston Howard, R (1, 2) OBP: 0.256, SLG: 0.352		0-0 F3		0-0 4-3			0-0 F9		0-0 5-3	4	0	0	0	0	0	2
Hector Lopez, R (1, 9) OBP: 0.317, SLG: 0.392		0-0 1B			0-0 6-3		4-0 1-2 2-3 BB			2	0	1	0	1	0	0
Joe Pepitone, L (1, 3) OBP: 0.320, SLG: 0.397		0-0 F5			0-0 3-1		0-0 F4			3	0	0	0	0	0	4
Clete Boyer, R (1, 5) OBP: 0.333, SLG: 0.434		0-0 5-3			0-0 F7		0-0 F9			3	0	0	0	0	0	4
Roger Repoz, L (1, 8) OBP: 0.279, SLG: 0.525			0-0 4-3			0-0 F7		0-0 4-3		2	0	0	0	0	0	0
Hal Reniff, R (7, 1)										0	0	0	0	0	0	0
Ray Barker, L (8, PH) OBP: 0.355, SLG: 0.396										1	0	0	0	0	0	0
Al Downing, R (9, 1) OBP: 0.156, SLG: 0.140										0	0	0	0	0	0	0
Pete Mikkelsen, R (1, 1)			0-3 K			0-0 F1		0-0 L7		1	0	0	0	0	1	0
Mickey Mantle, S (6, PH) (7, 7) OBP: 0.394, SLG: 0.460										2	0	0	0	0	0	0


Inning Stats	R: 0	H: 0	E: 0	K: 0	S: 3	R: 0	H: 1	E: 0	K: 0	S: 4	R: 0	H: 0	E: 0	K: 1	S: 5	R: 0	H: 0	E: 0	K: 0	S: 3	R: 0	H: 0	E: 0	K: 0	S: 3	R: 0	H: 1	E: 0	K: 0	S: 4	R: 0	H: 0	E: 0	K: 0	S: 3	R: 0	H: 0	E: 0	K: 0	S: 3	R: 0	H: 0	E: 0	K: 0	S: 3	R: 0	H: 0	E: 0	K: 0	S: 3	R: 0	H: 0	E: 0	K: 0	S: 3	R: 0	H: 0	E: 0	K: 0	S: 3	R: 0	H: 0	E: 0	K: 0	S: 3	R: 0	H: 0	E: 0	K: 0	S: 3	R: 0	H: 0	E: 0	K: 0	S: 3	R: 0	H: 0	E: 0	K: 0	S: 3	R: 0	H: 0	E: 0	K: 0	S: 3	R: 0	H: 0	E: 0	K: 0	S: 3	R: 0	H: 0	E: 0	K: 0	S: 3	R: 0	H: 0	E: 0	K: 0	S: 3	R: 0	H: 0	E: 0	K: 0	S: 3	R: 0	H: 0	E: 0	K: 0	S: 3	R: 0	H: 0	E: 0	K: 0	S: 3	R: 0	H: 0	E: 0	K: 0	S: 3
PITCHER Mike McCormick, L (1, 1) ERA: 3.03	IP	WLS	BF	H	R	ER	SO	BB	IBB	HBP	BLK	WP	HR	S	P	ERA	WHIP																																																																																																							
	9.0	W	31	2	0	0	1	2	0	0	0	0	0	31	39	0.00	0.444																																																																																																							

BOTTOM

Washington Senators @ New York Yankees
Yankee Stadium, Bronx, NY

Sun Jul 18 1965, 3:33 AM EDT
Att. 13,119 - Unknown - 78 F

AB	29
R	0
H	2
RBI	0
BB	2
SO	1
LOB	10



WP	PA	ERA	WHIP
0	31		

Batter	1	2	3	4	5	6	7	8	9	AB R H RBI BB SO LOB	TOP	
Ken Hamlin, R (1, 4) OBP: 0.377, SLG: 0.408	4-0 G5-4-3 BB		0-0 HR	0-0 HR		0-0 L5			0-0 FC4-6 1-2f	4 2 2 4 1 0 2		
Ken McMullen, R (1, 5) OBP: 0.309, SLG: 0.421	0-0 G5-4-3 1-2f		4-0 1B HR BB	0-0 F7			0-3 K		0-3 K	4 1 0 0 1 2 2		
Frank Howard, R (1, 7) OBP: 0.347, SLG: 0.487 Willie Kirkland, L (7, PR) OBP: 0.280, SLG: 0.489	0-3 K		0-0 HR 1B	0-0 F2			0-0 G4-6-3 1B			4 1 2 0 0 1 0 0 0 0 0 0 0 0		
Woodie Held, R (1, 9) OBP: 0.356, SLG: 0.462		0-0 2B FC6-5-4 1B	0-0 HR		0-0 4-3		0-0 G4-6-3 1-2f			4 2 2 3 0 0 1		
Don Lock, R (1, 8) OBP: 0.330, SLG: 0.368		0-0 FC6-5-4 1-3 2B	0-3 K		0-0 5-3			4-0 G4-6-3 BB		3 0 1 0 1 1 0		
Don Zimmer, R (1, 2) OBP: 0.294, SLG: 0.284		0-3 K	0-3 K		0-0 F5			0-0 G4-6-3 1-2f		4 0 0 0 0 2 3		
Joe Cunningham, L (1, 3) OBP: 0.377, SLG: 0.323		0-0 FC6-5-4 2-3 3-H		0-0 SH2-4 1B HR 1B		0-3 K		0-0 F7		4 1 1 1 0 1 1		
Ed Brinkman, R (1, 6) OBP: 0.249, SLG: 0.268		0-3 K		0-0 SH2-4 1-2 HR 1B		0-0 F3		0-0 F8		4 1 1 0 0 1 1		
Phil Ortega, R (1, 1) OBP: 0.304, SLG: 0.268			0-0 4-3	0-0 SH2-4 1-2 2-3		0-0 1B		4-0 FC4-6 BB		2 0 1 0 1 0 0		
Inning Stats	R: 0 E: 0 K: 1 S: 4 H: 0 LOB: 0 BB: 1 P: 8	R: 1 E: 0 K: 2 S: 9 H: 2 LOB: 1 BB: 0 P: 9	R: 4 E: 0 K: 2 S: 10 H: 3 LOB: 0 BB: 1 P: 14	R: 3 E: 0 K: 0 S: 6 H: 3 LOB: 0 BB: 0 P: 6	R: 0 E: 0 K: 0 S: 3 H: 0 LOB: 0 BB: 0 P: 3	R: 0 E: 0 K: 1 S: 6 H: 1 LOB: 1 BB: 0 P: 6	R: 0 E: 0 K: 1 S: 5 H: 1 LOB: 1 BB: 0 P: 5	R: 0 E: 0 K: 0 S: 2 H: 0 LOB: 0 BB: 1 P: 6	R: 0 E: 0 K: 1 S: 5 H: 0 LOB: 1 BB: 1 P: 9	1B: 6 2B: 1 3B: 0 HR: 3 SF: 0 SAC: 1 DP: 3 HBP: 0	WP: 0 PB: 0 SB: 0 CS: 0 PA: 38	
PITCHER	IP WLS BF H R ER SO BB IBB HBP BLK WP HR S P ERA WHIP											
Mickey Lolich, L (1, 1) ERA: 3.64	2.1 L 12 4 4 4 3 2 0 0 0 0 0 1 16 24 15.43 2.571											
Orlando Pena, R (3, 1) ERA: 5.79	0.2 3 1 1 1 2 0 0 0 0 0 0 1 7 7 13.50 1.500											
Ron Nischwitz, L (4, 1) ERA: 2.92	5.0 19 5 3 3 2 1 0 0 0 0 0 1 22 26 5.40 1.200											
Terry Fox, R (9, 1) ERA: 2.04	1.0 4 0 0 0 1 1 0 0 0 0 0 0 5 9 0.00 1.000											

Washington Senators @ Detroit Tigers
Tiger Stadium, Detroit, MI
Mon Jul 19 1965, 4:33 AM EDT
Att. 4,986 - Unknown

livebaseballscorecards.com

AB 33
R 8
H 10
RBI 8
BB 4
SO 8
LOB 10



Batter	1	2	3	4	5	6	7	8	9	AB R H RBI BB SO LOB	TOP																						
Ken Hamlin, R (1, 6) OBP: 0.373, SLG: 0.403	0-3 K		0-0 L1			0-0 5-3		0-0 1B		4 0 1 0 0 1 1																							
Don Blasingame, L (1, 4) OBP: 0.277, SLG: 0.302	0-0 F6			0-0 E9 1B		0-0 F9		0-0 4-3		4 0 1 0 0 0 1																							
Willie Kirkland, L (1, 9) OBP: 0.273, SLG: 0.475	0-3 K			0-0 F7			0-0 F9		0-0 F7	4 0 0 0 0 1 1																							
Frank Howard, R (1, 7) OBP: 0.346, SLG: 0.484		0-0 6-3		0-3 K			0-0 BB 1B		0-0 5-3	4 0 1 0 0 1 1																							
Dick Nen, L (1, 3) OBP: 0.342, SLG: 0.343		4-0 CS BB		0-0 4-3			4-0 1-2 BB		0-0 F4	2 0 0 0 2 0 1																							
Ken McMullen, R (1, 5) OBP: 0.306, SLG: 0.417		0-0 F5 1-2			0-0 5-3		0-0 F6			3 0 0 0 0 0 3																							
Don Lock, R (1, 8) OBP: 0.330, SLG: 0.368			0-0 FC5-4 1B		0-3 K		0-3 K			3 0 1 0 0 2 2																							
Don Zimmer, R (1, 2) OBP: 0.289, SLG: 0.279			0-0 FC5-4		0-0 L8			0-0 L8		2 0 0 0 0 0 1																							
Joe Cunningham, L (8, PH) OBP: 0.374, SLG: 0.321			1-2							1 0 0 0 0 0 0																							
Doug Camilli, R (8, 2) OBP: 0.234, SLG: 0.270										0 0 0 0 0 0 0																							
Howie Koplitz, R (1, 1) OBP: 0.130, SLG: 0.130			0-3 K			0-3 K		0-0 F6		2 0 0 0 0 2 1																							
Jim King, L (8, PH) OBP: 0.320, SLG: 0.405										1 0 0 0 0 0 0																							
Ron Kline, R (8, 1)										0 0 0 0 0 0 0																							
Inning Stats	R: 0 E: 0 K: 2 S: 7	H: 0 LOB: 0 BB: 0 P: 7	R: 0 E: 0 K: 0 S: 2	H: 0 LOB: 0 BB: 1 P: 6	R: 0 E: 0 K: 1 S: 6	H: 1 LOB: 1 BB: 0 P: 6	R: 0 E: 1 K: 1 S: 6	H: 1 LOB: 1 BB: 0 P: 6	R: 0 E: 0 K: 1 S: 5	H: 0 LOB: 0 BB: 0 P: 5	R: 0 E: 0 K: 1 S: 5	H: 0 LOB: 0 BB: 0 P: 5	R: 0 E: 0 K: 1 S: 6	H: 1 LOB: 2 BB: 1 P: 10	R: 0 E: 0 K: 0 S: 4	H: 1 LOB: 1 BB: 0 P: 4	R: 0 E: 0 K: 0 S: 3	H: 0 LOB: 0 BB: 0 P: 3	1B: 4 2B: 0 3B: 0 HR: 0	SF: 0 SAC: 0 DP: 0 HBP: 0	WP: 0 PB: 0 SB: 0 CS: 1	PA: 32											
PITCHER Dave Wickersham, R (1, 1) ERA: 4.54	IP 9.0	WLS W	BF 32	H 4	R 0	ER 0	SO 7	BB 2	IBB 0	HBP 0	BLK 0	WP 0	HR 0	S 44	P 52	ERA 0.00	WHIP 0.667																
											PITCHER	IP	WLS	BF	H	R	ER	SO	BB	IBB	HBP	BLK	WP	HR	S	P	ERA	WHIP					

Washington Senators @ Detroit Tigers
Tiger Stadium, Detroit, MI
Tue Jul 20 1965, 7:05 PM EDT
Att. 7,278 - Unknown

livebaseballscorecards.com

AB	30
R	0
H	4
RBI	0
BB	2
SO	7
LOB	12



Batter	1	2	3	4	5	6	7	8	9	AB	R	H	RBI	BB	SO	LOB	
Don Wert, R OBP: 0.328, SLG: 0.325 (1, 5)	0-0 L6-4 1B 1B		0-0 F9		0-0 4-3		0-0 1-3			4	0	1	0	0	0	3	
Jerry Lumpe, L OBP: 0.337, SLG: 0.337 (1, 4)	0-0 1-2 1B			0-0 6-3		4-0 L6-3 BB		0-0 4-3		3	0	1	0	1	0	0	
Norm Cash, L OBP: 0.341, SLG: 0.364 (1, 3)	0-0 F4			0-0 1-3		0-0 L6-3 1-2		0-0 4-3		4	0	0	0	0	0	3	
Al Kaline, R OBP: 0.399, SLG: 0.523 (1, 8)	0-0 L6-4 2-3			4-0 HR BB		0-0 1B		0-0 L5-3		3	1	1	0	1	0	2	
Willie Horton, R OBP: 0.358, SLG: 0.604 (1, 7)		0-0 F9		0-0 HR		0-3 K				3	1	1	2	0	1	1	
Don Demeter, R OBP: 0.314, SLG: 0.398 (1, 9)		0-0 5-3		0-0 5-3						3	0	1	0	0	0	0	
Bill Freehan, R OBP: 0.263, SLG: 0.298 (1, 2)		0-0 F8								3	0	2	0	0	0	0	
Ray Oyler, R OBP: 0.271, SLG: 0.244 (1, 6)			0-0 F6		0-0 F3		0-0 F2			3	0	0	0	0	0	3	
Dave Wickersham, R (1, 1)			0-0 5-3		0-0 SH3-4		0-0 SH3-4			1	0	0	0	0	0	0	
Inning Stats	R: 0 E: 0 K: 4 S: 4	H: 2 LOB: 1 BB: 0 P: 4	R: 0 E: 0 K: 0 S: 3	H: 0 LOB: 0 BB: 0 P: 3	R: 0 E: 0 K: 0 S: 3	H: 0 LOB: 0 BB: 0 P: 3	R: 2 E: 0 K: 0 S: 4	H: 1 LOB: 0 BB: 1 P: 8	R: 0 E: 0 K: 0 S: 4	H: 1 LOB: 1 BB: 0 P: 4	R: 0 E: 0 K: 1 S: 5	H: 1 LOB: 1 BB: 1 P: 9	R: 0 E: 0 K: 0 S: 5	H: 2 LOB: 2 BB: 0 P: 5	R: 0 E: 0 K: 0 S: 3	H: 0 LOB: 0 BB: 0 P: 3	
PITCHER	IP WLS L	WLS L	BF 28	H 7	R 2	ER 2	SO 1	BB 2	IBB 0	HBP 0	BLK 0	WP 0	HR 1	S 28	P 36	ERA 2.57	WHIP 1.286
Howie Kopitz, R ERA: 5.16 (1, 1)	IP WLS L	WLS L	BF 28	H 7	R 2	ER 2	SO 1	BB 2	IBB 0	HBP 0	BLK 0	WP 0	HR 1	S 28	P 36	ERA 2.57	WHIP 1.286
Ron Kline, R ERA: 1.94 (8, 1)	IP WLS L	WLS L	BF 3	H 0	R 0	ER 0	SO 0	BB 0	IBB 0	HBP 0	BLK 0	WP 0	HR 0	S 3	P 3	ERA 0.00	WHIP 0.000

BOTTOM

Washington Senators @ Detroit Tigers
Tiger Stadium, Detroit, MI
 Tue Jul 20 1965, 7:05 PM EDT
 Att. 7,278 - Unknown

livebaseballscorecards.com

AB	27
R	2
H	7
RBI	2
BB	2
SO	1
LOB	12



WP: 0	PA: 31
PB: 0	SB: 0
CS: 0	

Batter	1	2	3	4	5	6	7	8	9	10	AB R H RBI BB SO LOB	TOP										
Jose Cardenal, R (1, 8) OBP: 0.307, SLG: 0.388	0-0 CS S 1B		0-0 F3			0-0 F4			0-3 K		4 0 1 0 0 1 0	Los Angeles Angels @ Washington Senators D.C. Stadium, Washington, DC Wed Jul 21 1965, 7:05 PM EDT Att: 5,910 - Unknown										
Albie Pearson, L (1, 9) OBP: 0.324, SLG: 0.338	0-0 F1 1-3			0-0 G3			0-0 1B		0-0 F6		4 0 1 0 0 0 1											
Jim Fregosi, R (1, 6) OBP: 0.301, SLG: 0.385	0-0 1B			0-3 K			0-0 F3		0-0 SH1-4 1B		4 0 2 0 0 1 1											
Willie Smith, L (1, 7) OBP: 0.298, SLG: 0.453	0-0 F4			0-3 K			0-0 F6		0-0 SH1-4 1-2		3 0 0 0 0 1 2											
Joe Adcock, R (1, 3) OBP: 0.315, SLG: 0.474		0-3 K			0-0 F3			0-0 1-3		4-0 1B 1B IBB	3 1 0 0 1 1 1 0 0 0 0 0 0 0											
Vic Power, R (10, 3) OBP: 0.321, SLG: 0.415																						
Buck Rodgers, S (1, 2) OBP: 0.265, SLG: 0.273		0-0 F5			0-0 F9			4-0 G6-4-3 BB		0-0 1B 1-3 2-H	3 1 1 0 1 0 0											
Bobby Knoop, R (1, 4) OBP: 0.321, SLG: 0.368		0-0 5-3			0-0 1-3			0-0 G6-4-3 1-2f		4-0 E 1B IBB	3 0 0 0 1 0 1											
Paul Schaal, R (1, 5) OBP: 0.280, SLG: 0.336			0-0 F6			0-0 F4		0-3 K		0-0 E3 1-3 2-H 3-H	4 0 1 2 0 1 0											
George Brunet, R (1, 1) OBP: 0.129, SLG: 0.103			0-3 K			0-0 F6			0-0 6-3	0-3 K	4 0 0 0 0 2 2											
Inning Stats	R: 0 E: 0 K: 0 S: 4	H: 2 LOB: 1 BB: 0 P: 4	R: 0 E: 0 K: 1 S: 5	H: 0 LOB: 0 BB: 0 P: 5	R: 0 E: 0 K: 1 S: 5	H: 0 LOB: 0 BB: 0 P: 5	R: 0 E: 0 K: 2 S: 7	H: 0 LOB: 0 BB: 0 P: 7	R: 0 E: 0 K: 0 S: 3	H: 0 LOB: 0 BB: 0 P: 3	R: 0 E: 0 K: 0 S: 3	H: 1 LOB: 1 BB: 0 P: 4	R: 0 E: 0 K: 1 S: 4	H: 0 LOB: 0 BB: 1 P: 8	R: 0 E: 0 K: 1 S: 5	H: 0 LOB: 0 BB: 0 P: 5	R: 2 E: 1 K: 1 S: 7	H: 3 LOB: 2 BB: 2 P: 15	1B: 6 2B: 0 3B: 0 HR: 0	SF: 0 SAC: 1 DP: 1 HBP: 0	WP: 0 PB: 0 SB: 1 CS: 1	PA: 36
PITCHER Buster Narum, R (1, 1) ERA: 4.64	IP 10.0	WLS L	BF 36	H 6	R 2	ER 2	SO 7	BB 1	IBB 2	HBP 0	BLK 0	WP 0	HR 0	S 47	P 59	ERA 1.80	WHIP 0.700					

AB	32
R	2
H	6
RBI	2
BB	3
SO	7
LOB	8



Batter	1	2	3	4	5	6	7	8	9	10	AB R H RBI BB SO LOB
Ken Hamlin, R (1, 4) OBP: 0.368, SLG: 0.396	0-0 4-3		0-0 1B			0-0 1-3		0-0 F7		0-0 F9	5 0 1 0 0 0 0
Ken McMullen, R (1, 5) OBP: 0.307, SLG: 0.415	4-0 FC5-4 BB		0-0 F4			0-0 F4		0-0 BB 1B		0-0 F9	4 0 1 0 1 0 1
Frank Howard, R (1, 7) OBP: 0.345, SLG: 0.479 Jim King, L (8, PR) OBP: 0.319, SLG: 0.402	0-0 F6		0-0 F8			0-0 E9		4-0 1-2 BB		0-0 4-3	3 0 0 0 1 0 2 1 0 0 0 0 0 0
Woodie Held, R (1, 9) OBP: 0.350, SLG: 0.452	0-0 FC5-4 1-2f			0-0 F8		0-0 4-3		0-0 F3			4 0 0 0 0 0 4
Don Lock, R (1, 8) OBP: 0.329, SLG: 0.366		0-0 5-3 1B		0-0 5-3		0-3 K		0-0 5-3			4 0 1 0 0 1 0
Don Zimmer, R (1, 2) OBP: 0.288, SLG: 0.272		0-3 K		0-0 F7		4-0 BB		0-0 F3			3 0 0 0 1 1 1
Joe Cunningham, L (1, 3) OBP: 0.371, SLG: 0.326		0-0 5-3 1-2		0-0 F7		0-0 F8		0-0 2B			4 0 1 0 0 0 2
Ed Brinkman, R (1, 6) OBP: 0.249, SLG: 0.265		0-0 F2		0-0 F8		0-0 F7		4-0 IBB			3 0 0 0 1 0 2
Buster Narum, R (1, 1) OBP: 0.067, SLG: 0.138			0-3 K		0-0 F4		0-3 K	0-3 K			4 0 0 0 0 3 2

Inning Stats	R: 0	H: 0	E: 0	K: 0	S: 3	P: 7	R: 0	H: 1	E: 0	K: 1	S: 6	P: 6	R: 0	H: 1	E: 0	K: 1	S: 6	P: 6	R: 0	H: 0	E: 0	K: 0	S: 3	P: 3	R: 0	H: 0	E: 1	K: 0	S: 4	P: 4	R: 0	H: 0	E: 0	K: 1	S: 5	P: 9	R: 0	H: 1	E: 0	K: 1	S: 6	P: 10	R: 0	H: 1	E: 0	K: 1	S: 6	P: 10	R: 0	H: 0	E: 0	K: 0	S: 3	P: 3	1B: 3	SF: 0	2B: 1	SAC: 0	3B: 0	DP: 0	HR: 0	HBP: 0	WP: 0	PA: 39
--------------	------	------	------	------	------	------	------	------	------	------	------	------	------	------	------	------	------	------	------	------	------	------	------	------	------	------	------	------	------	------	------	------	------	------	------	------	------	------	------	------	------	-------	------	------	------	------	------	-------	------	------	------	------	------	------	-------	-------	-------	--------	-------	-------	-------	--------	-------	--------

PITCHER	IP	WLS	BF	H	R	ER	SO	BB	IBB	HBP	BLK	WP	HR	S	P	ERA	WHIP
George Brunet, L (1, 1) ERA: 2.0	10.0	W	39	4	0	0	5	3	1	0	0	0	0	45	61	0.00	0.700

Los Angeles Angels @ Washington Senators
D.C. Stadium, Washington, DC
Wed Jul 21 1965, 7:05 PM EDT
Att. 5,910 - Unknown

AB	35
R	0
H	4
RBI	0
BB	4
SO	5
LOB	14



Batter	1	2	3	4	5	6	7	8	9	AB R H RBI BB SO LOB	TOP	
Jose Cardenal, R (1, 8) OBP: 0.309, SLG: 0.385	0-3 K		0-0 L8		0-0 F2		4-0 BB		4-0 BB	3 0 0 0 2 1 3		
Jim Piersall, R (1, 7) OBP: 0.295, SLG: 0.293 Willie Smith, L (9, PH) OBP: 0.297, SLG: 0.452	0-0 F3		0-3 K		0-3 K		0-0 F2		0-0 L5	4 0 0 0 0 2 4 1 0 0 0 0 0 2		
Jim Fregosi, R (1, 6) OBP: 0.301, SLG: 0.382	4-0 BB				0-0 F8		0-0 F8		0-3 K	3 0 0 0 1 1 0		
Joe Adcock, R (1, 3) OBP: 0.314, SLG: 0.469	0-0 F9				0-0 1B		0-0 F8		0-3 K	4 0 1 0 0 1 1		
Lou Clinton, R (1, 9) OBP: 0.300, SLG: 0.286					0-0 F9		0-0 1B		4-0 BB	3 0 1 0 1 0 1		
Buck Rodgers, S (1, 2) OBP: 0.261, SLG: 0.269					0-0 L6		0-0 F7		0-0 F5	4 0 0 0 0 0 3		
Bobby Knoop, R (1, 4) OBP: 0.324, SLG: 0.385					0-0 1B		0-0 HR		0-3 K	4 1 2 1 0 2 0		
Paul Schaal, R (1, 5) OBP: 0.286, SLG: 0.339					4-0 FC3-6 BB		0-0 1B		0-0 L6	3 0 2 0 1 0 0		
Rudy May, L (1, 1) OBP: 0.250, SLG: 0.240 Aubrey Gatewood, R (2, 1) OBP: 0.500, SLG: 0.500 Vic Power, R (7, PH) OBP: 0.318, SLG: 0.411 Ed Sukla, R (7, 1) Joe Koppe, R (9, PH) OBP: 0.333, SLG: 0.267					0-0 FC3-6		0-0 F5		4-0 BB	0 0 0 0 0 0 0 2 0 0 0 0 0 3 1 0 0 0 0 0 1 0 0 0 0 0 0 0 0 0 0 0 1 0 0		
Inning Stats	R: 0 H: 0 E: 0 LOB: 1 K: 1 BB: 1 S: 5 P: 9	R: 0 H: 0 E: 0 LOB: 0 K: 1 BB: 0 S: 5 P: 5	R: 0 H: 0 E: 0 LOB: 1 K: 1 BB: 1 S: 5 P: 9	R: 0 H: 1 E: 0 LOB: 1 K: 0 BB: 0 S: 4 P: 4	R: 0 H: 2 E: 0 LOB: 2 K: 1 BB: 0 S: 7 P: 7	R: 0 H: 1 E: 0 LOB: 1 K: 0 BB: 0 S: 4 P: 4	R: 1 H: 2 E: 0 LOB: 1 K: 0 BB: 1 S: 4 P: 8	R: 0 H: 0 E: 0 LOB: 1 K: 2 BB: 1 S: 7 P: 11	R: 0 H: 0 E: 0 LOB: 2 K: 1 BB: 2 S: 5 P: 13	1B: 5 SF: 0 2B: 0 SAC: 0 3B: 0 DP: 1 HR: 1 HBP: 0	WP: 0 PA: 38 PB: 0 SB: 0 CS: 0	
PITCHER	IP WLS BF H R ER SO BB IBB HBP BLK WP HR S P ERA WHIP											
Pete Richert, L (1, 1) ERA: 2.75 Ron Kline, R (9, 1) ERA: 1.93	8.2 W 37 6 1 1 7 6 0 0 0 0 0 1 45 69 1.04 1.385											

Los Angeles Angels @ Washington Senators
D.C. Stadium, Washington, DC
Thu Jul 22 1965, 7:05 PM EDT
Att. 4,365 - Unknown

livebaseballscores.com

AB	32
R	1
H	6
RBI	1
BB	6
SO	7
LOB	18



Batter	1	2	3	4	5	6	7	8	9
Joe Cunningham, L (1, 3) OBP: 0.378, SLG: 0.326	4-0 CS BB	0-0 G6-4-3 1-3 1B			4-3	4-0 1-2 BB		1-3	
Ken Hamlin, R (1, 4) OBP: 0.371, SLG: 0.394	4-0 2B 1-2 BB	0-0 G6-4-3 1-2f			S 1B	L7			
Ken McMullen, R (1, 5) OBP: 0.304, SLG: 0.410	0-0 F4		0-3 K		0-0 F8 1-2		0-0 4-3		
Frank Howard, R (1, 7) OBP: 0.347, SLG: 0.482	0-0		0-0 F6		0-0 6-3		0-0		
Jim King, L (7, PR) OBP: 0.319, SLG: 0.402							1B 4-3 1B		
Willie Kirkland, L (8, 9) OBP: 0.273, SLG: 0.475	1-3 2B								
Woodie Held, R (1, 9) OBP: 0.357, SLG: 0.455 (8, 7)	0-3 K		0-0 WP 1B			4-0 WP SH BB	0-0 4-3 1B		
Don Lock, R (1, 8) OBP: 0.328, SLG: 0.361		4-0 1B BB	0-3 K			0-0 5-3	0-0 4-3		
Don Zimmer, R (1, 2) OBP: 0.294, SLG: 0.274		0-0 1B 1B			0-0 5-3	4-0 SH 1B BB	0-3 K2-3		
Ed Brinkman, R (1, 6) OBP: 0.247, SLG: 0.263		0-0 FC 1B 1B			0-0 L7	0-0 SH 1B	0-0 6-3		
Pete Richert, L (1, 1) OBP: 0.194, SLG: 0.121		0-0			0-3 K	0-0	0-0 4-3		
Ron Kline, R (9, 1)		1B 1B				2-3 CS 1B			

AB	R	H	RBI	BB	SO	LOB
3	0	1	0	2	0	0
3	0	1	0	1	0	4
4	0	0	0	0	1	2
4	0	2	0	0	0	1
0	1	0	0	0	0	0
0	0	0	0	0	0	0
3	1	2	0	1	1	2
3	0	0	1	1	1	3
3	2	1	0	1	1	2
3	1	0	1	0	0	1
4	0	2	3	0	1	0
0	0	0	0	0	0	0

AB	R	H	RBI	BB	SO	LOB
30	5	9	5	6	5	15

Inning	R	H	E	K	S	P
1	0	1	0	5	13	
2	2	3	0	5	9	
3	0	1	0	2	8	
4	0	0	0	5	5	
5	0	1	0	4	4	
6	1	1	1	4	16	
7	1	2	0	7	7	
8	0	0	0	3	3	

PITCHER	IP	WLS	BF	H	R	ER	SO	BB	IBB	HBP	BLK	WP	HR	S	P	ERA	WHIP
Rudy May, L (1, 1) ERA: 3.46	1.1	L	10	4	2	2	1	3	0	0	0	0	0	9	21	13.50	5.250
Aubrey Gatewood, R (2, 1) ERA: 3.65	4.2		19	3	2	1	3	3	0	0	0	2	0	22	34	1.93	1.286
Ed Sukla, R (7, 1) ERA: 3.21	2.0		8	2	1	1	1	0	0	0	0	0	0	10	10	4.50	1.000

Los Angeles Angels @ Washington Senators
D.C. Stadium, Washington, DC
Thu Jul 22 1965, 7:05 PM EDT
Att. 4,365 - Unknown

WP: 2 PA: 37
PB: 0 SB: 1
CS: 2




Batter	1	2	3	4	5	6	7	8	9	AB R H RBI BB SO LOB	TOP		
Bert Campaneris, R (1, 6) OBP: 0.317, SLG: 0.383	0-0 F7		0-0 F5		0-0 F3 1B			4-0 BB		3 0 1 0 1 0 1			
Jim Landis, R (1, 8) OBP: 0.341, SLG: 0.340	0-0 CS 1B		0-0 FC4-6		0-0 F3			0-3 K		4 0 1 0 0 1 3			
Dick Green, R (1, 4) OBP: 0.326, SLG: 0.419	4-0 1-2 BB				0-0 F3			0-0 F3		3 0 0 0 1 1 1			
Ken Harrelson, R (1, 3) OBP: 0.356, SLG: 0.500	0-0 F8				0-0 1B 2B			0-0 F7		4 1 1 0 0 0 2			
Mike Hershberger, R (1, 9) OBP: 0.303, SLG: 0.308		0-3 K			0-0 1B 1B			0-0 F6		4 1 1 1 0 1 0			
Tommie Reynolds, R (1, 7) OBP: 0.316, SLG: 0.288		0-0 5-3			0-0 1B SF8 1B			0-0 1B		3 1 1 0 0 0 0 1 0 1 0 0 0 0			
Jose Tartabull, L (9, PH) OBP: 0.200, SLG: 0.200													
Wayne Causey, L (1, 5) OBP: 0.343, SLG: 0.319		0-0 1-3			0-0 1-3 2-H 1B			0-0 F9		3 0 1 1 0 0 0 1 0 0 0 0 0 1			
Santiago Rosario, L (9, PH) OBP: 0.375, SLG: 0.619													
Rene Lachemann, R (1, 2) OBP: 0.235, SLG: 0.380			0-0 5-3		0-0 SF8			0-0 F8		2 0 0 1 0 0 0 1 0 0 0 0 1 1			
Johnny Blanchard, L (9, PH) OBP: 0.262, SLG: 0.274													
Catfish Hunter, R (1, 1) OBP: 0.100, SLG: 0.100			0-0 FC4-6 1B		0-0 4-3			0-0 F8		2 0 1 0 0 0 1 1 0 0 0 0 0 0 0 0 0 0 0 0 0			
Ed Charles, R (7, PH) OBP: 0.336, SLG: 0.413													
Jack Aker, R (7, 1)													
Inning Stats	R: 0 H: 1 E: 0 LOB: 1 K: 0 BB: 1 S: 3 P: 7	R: 0 H: 0 E: 0 LOB: 0 K: 1 BB: 0 S: 5 P: 5	R: 0 H: 1 E: 0 LOB: 1 K: 0 BB: 0 S: 4 P: 4	R: 3 H: 4 E: 0 LOB: 1 K: 0 BB: 0 S: 7 P: 7	R: 0 H: 1 E: 0 LOB: 0 K: 1 BB: 0 S: 5 P: 5	R: 0 H: 0 E: 0 LOB: 0 K: 0 BB: 0 S: 3 P: 3	R: 0 H: 0 E: 0 LOB: 0 K: 0 BB: 0 S: 3 P: 3	R: 0 H: 0 E: 0 LOB: 1 K: 1 BB: 1 S: 5 P: 9	R: 0 H: 1 E: 0 LOB: 1 K: 1 BB: 0 S: 6 P: 6	1B: 7 SF: 1 2B: 1 SAC: 0 3B: 0 DP: 0 HR: 0 HBP: 0	WP: 0 PA: 35 PB: 0 SB: 0 CS: 1		
PITCHER	IP WLS BF H R ER SO BB IBB HBP BLK WP HR S P ERA WHIP											PITCHER	IP WLS BF H R ER SO BB IBB HBP BLK WP HR S P ERA WHIP
Mike McCormick, L (1, 1) ERA: 3.09	7.0 W 27 7 3 3 2 1 0 0 0 0 0 0 30 34 3.86 1.143												
Steve Ridzik, R (8, 1) ERA: 4.58	2.0 S 8 1 0 0 2 1 0 0 0 0 0 0 11 15 0.00 1.000												

Kansas City Athletics @ Washington Senators
D.C. Stadium, Washington, DC
Fri Jul 23 1965, 7:05 PM EDT
Att. 6,209 - Unknown

livebaseballscorecards.com

AB	32
R	3
H	8
RBI	3
BB	2
SO	4
LOB	10



Batter	1	2	3	4	5	6	7	8	9	AB	R	H	RBI	BB	SO	LOB
--------	---	---	---	---	---	---	---	---	---	----	---	---	-----	----	----	-----

Don Blasingame, L <small>OBP: 0.272, SLG: 0.297</small> (1, 4)	0-0 	0-0 			0-0 		0-0 			4	1	0	0	0	0	3
Ken Hamlin, R <small>OBP: 0.374, SLG: 0.411</small> (1, 6)	0-0 	0-0 			0-0 		0-0 			4	1	2	2	0	0	1
Willie Kirkland, L <small>OBP: 0.278, SLG: 0.493</small> (1, 9)	0-0 		0-3 			0-0 	4-0 			3	1	1	1	1	1	1
Frank Howard, R <small>OBP: 0.346, SLG: 0.478</small> (1, 7)	4-0 		0-3 			0-0 	0-3 			3	0	0	0	1	2	2
Dick Nen, L <small>OBP: 0.333, SLG: 0.333</small> (1, 3)	0-0 		0-0 			0-0 		0-0 		4	0	1	1	0	0	0
Ken McMullen, R <small>OBP: 0.301, SLG: 0.406</small> (1, 5)	0-0 			0-3 		0-0 		0-0 		4	0	0	0	0	1	2
Don Lock, R <small>OBP: 0.330, SLG: 0.379</small> (1, 8)		0-0 		0-0 			0-0 	0-0 		4	1	2	1	0	0	0
Don Zimmer, R <small>OBP: 0.295, SLG: 0.275</small> (1, 2)		0-0 		0-0 			0-3 			3	0	1	0	0	1	1
Mike McCormick, L <small>OBP: 0.207, SLG: 0.042</small> (1, 1)		0-0 			0-3 		0-0 			1	0	0	0	0	1	0
Joe Cunningham, L <small>OBP: 0.382, SLG: 0.331</small> (7, PH)										1	1	1	0	0	0	0
Steve Ridzik, R <small>OBP: 0.182, SLG: 0.273</small> (8, 1)		1-2 								0	0	0	0	0	0	0

Inning Stats	R: 1	H: 2	E: 0	LOB: 2	K: 0	BB: 1	S: 5	P: 9
	R: 1	H: 2	E: 0	LOB: 1	K: 0	BB: 0	S: 5	P: 5
	R: 0	H: 0	E: 0	LOB: 0	K: 2	BB: 0	S: 7	P: 7
	R: 0	H: 0	E: 0	LOB: 0	K: 1	BB: 0	S: 5	P: 5
	R: 0	H: 0	E: 0	LOB: 0	K: 1	BB: 0	S: 5	P: 5
	R: 1	H: 1	E: 0	LOB: 0	K: 0	BB: 0	S: 4	P: 4
	R: 2	H: 3	E: 0	LOB: 2	K: 2	BB: 1	S: 10	P: 14
	R: 0	H: 0	E: 0	LOB: 0	K: 0	BB: 0	S: 3	P: 3

PITCHER	IP	WLS	BF	H	R	ER	SO	BB	IBB	HBP	BLK	WP	HR	S	P	ERA	WHIP
Catfish Hunter, R <small>ERA: 4.81</small>	(1, 1)	6.0	24	5	3	3	4	1	0	0	0	0	2	31	35	4.50	1.000
Jack Aker, R <small>ERA: 6.0</small>	(7, 1)	2.0	10	3	2	2	2	1	0	0	0	1	0	13	17	9.00	2.000

BOTTOM

Kansas City Athletics @ Washington Senators
D.C. Stadium, Washington, DC
 Fri Jul 23 1965, 7:05 PM EDT
 Att. 6,209 - Unknown

AB	31
R	5
H	8
RBI	5
BB	2
SO	6
LOB	10



1B: 3	SF: 0	WP: 1	PA: 34
2B: 3	SAC: 1	PB: 0	
3B: 0	DP: 0	SB: 0	
HR: 2	HBP: 0	CS: 0	

livebaseballscorecards.com

Batter	1	2	3	4	5	6	7	8	9	AB R H RBI BB SO LOB	TOP											
Bert Campaneris, R (1, 6) OBP: 0.319, SLG: 0.384	0-0 F9		0-0 1B		0-0 F3			0-0 G4-6-3 1B		4 0 2 0 0 0 0	Kansas City Athletics @ Washington Senators D.C. Stadium, Washington, DC Sat Jul 24 1965, 3:33 AM EDT Att. 2,675 - Unknown											
Wayne Causey, L (1, 5) OBP: 0.345, SLG: 0.319	0-0 F9		0-0 F3		0-0 G5-4-3 1B			4-0 G4-6-3 1-2 BB		3 0 1 0 1 0 1												
Dick Green, R (1, 4) OBP: 0.325, SLG: 0.428	0-0 F8				0-0 HR		0-0 G5-4-3 1-2f	0-0 G4-6-3 1-2f 2-3		4 1 1 1 0 0 3												
Ken Harrelson, R (1, 3) OBP: 0.358, SLG: 0.496		H 1-0 G6-4-3 HBP		0-0 F6		0-0 5-3		4-0 BB		2 0 0 0 1 0 0												
Mike Hershberger, R (1, 9) OBP: 0.301, SLG: 0.305		X 0-0 G6-4-3 1-2f		0-0 F5			0-0 BB BB 1B	0-0 F2		2 0 0 0 0 0 1												
Jose Tartabull, L (4, 9) OBP: 0.286, SLG: 0.286										2 0 1 0 0 0 2												
Jim Landis, R (1, 8) OBP: 0.346, SLG: 0.339		B B B B 4-0		0-0 5-3			4-0 BB BB 1-2 BB	X 0-0 6-3		1 0 0 0 2 0 0												
Jim Dickson, L (7, 1)										0 0 0 0 0 0 0												
John Wyatt, R (8, 1)										0 0 0 0 0 0 0												
Rene Lachemann, R (9, PH) OBP: 0.233, SLG: 0.377										1 0 0 0 0 0 0												
Billy Bryan, L (1, 2) OBP: 0.299, SLG: 0.428		X 0-0 F7				X 0-0 HR	X 0-0 F7	X 0-0 F2		4 1 1 1 0 0 3												
Tommie Reynolds, R (1, 7) OBP: 0.322, SLG: 0.283			X 0-0 5-3		X 0-0 5-3		B B B B 4-0 K2-3-2 1-2 2-3 BB	B B B B 4-0 BB		2 0 0 0 2 0 0												
Rollie Sheldon, R (1, 1) OBP: 0.129, SLG: 0.069			S 0-3 K		X 0-0 F8		0-3 K2-3-2	0-3 K		0 0 0 0 0 0 0												
Skip Lockwood, R (3, PH) OBP: 0.273, SLG: 0.111							1-1			1 0 0 0 0 1 0												
Wes Stock, R (3, 1)										0 0 0 0 0 0 0												
Johnny Blanchard, L (5, PH) OBP: 0.290, SLG: 0.272										1 0 0 0 0 0 0												
Don Buschhorn, R (5, 1) OBP: 0.660, SLG: 0.500										0 0 0 0 0 0 0												
Santiago Rosario, L (7, PH) OBP: 0.346, SLG: 0.565										2 0 0 0 0 2 4												
Inning Stats	R: 0 E: 0 K: 0 S: 3	H: 0 LOB: 0 BB: 0 P: 3	R: 0 E: 0 K: 0 S: 2	H: 0 LOB: 1 BB: 1 P: 7	R: 0 E: 0 K: 1 S: 6	H: 1 LOB: 1 BB: 0 P: 6	R: 1 E: 0 K: 0 S: 4	H: 1 LOB: 0 BB: 0 P: 4	R: 1 E: 0 K: 0 S: 4	H: 1 LOB: 0 BB: 0 P: 4	R: 0 E: 0 K: 1 S: 5	H: 1 LOB: 3 BB: 2 P: 13	R: 0 E: 0 K: 1 S: 3	H: 1 LOB: 2 BB: 2 P: 11	R: 0 E: 0 K: 1 S: 5	H: 0 LOB: 1 BB: 1 P: 9	1B: 4 2B: 1 3B: 0 HR: 2	SF: 0 SAC: 0 DP: 4 HBP: 1	WP: 0 PB: 0 SB: 0 CS: 0	PA: 36		
PITCHER Phil Ortega, R (1, 1) ERA: 3.75	IP 9.0	WLS W	BF 36	H 6	R 2	ER 2	SO 3	BB 6	IBB 0	HBP 1	BLK 0	WP 0	HR 2	S 35	P 60	ERA 2.00	WHIP 1.333				ERA 2.00	WHIP 1.333

livebaseballscorecards.com

AB	29
R	2
H	6
RBI	2
BB	6
SO	3
LOB	14



Batter	1	2	3	4	5	6	7	8	9	AB	R	H	RBI	BB	SO	LOB
Don Blasingame, L (1, 4) OBP: 0.268, SLG: 0.292 Ed Brinkman, R (6, 6) OBP: 0.246, SLG: 0.262	0-0 F8	0-0 F9	0-0 F8		0-0 F9			0-0 6-3		4	0	0	0	0	0	3
Ken Hamlin, R (1, 6) OBP: 0.375, SLG: 0.418	0-0 1B	0-0 HR		0-0 6-3	0-0 F8			0-0 F8		5	2	2	1	0	0	1
Willie Kirkland, L (1, 9) OBP: 0.262, SLG: 0.507	4-0 1B	0-0 HR		0-0 F3		0-0 4-3		0-0 F6		4	2	1	3	1	0	0
Frank Howard, R (1, 7) OBP: 0.350, SLG: 0.479	0-0 1B	0-0 1B		4-0 BB	4-0 BB	0-0 6-3				3	0	2	1	1	0	0
Dick Nen, L (1, 3) OBP: 0.326, SLG: 0.317	0-0 SF8	0-3 K		4-0 BB	1-2 BB	0-3 K				2	0	0	1	1	2	1
Ken McMullen, R (1, 5) OBP: 0.301, SLG: 0.410	0-0 L9		0-0 HR	0-0 F4		0-0 5-3				4	1	1	0	0	0	3
Don Lock, R (1, 8) OBP: 0.332, SLG: 0.405		0-0 E5	0-0 HR		0-0 HR	0-0 4-3				4	2	2	3	0	0	0
Don Zimmer, R (1, 2) OBP: 0.301, SLG: 0.282		0-0 BB	0-0 L7		0-0 5-3					4	1	2	0	0	0	0
Phil Ortega, R (1, 1) OBP: 0.320, SLG: 0.273		4-0 1B	0-3 K		0-0 1B	0-0 4-3				3	1	1	0	1	1	1

Inning Stats	R: 2	H: 2	E: 1	K: 0	S: 5	LOB: 1	BB: 1	P: 9	R: 4	H: 4	E: 1	K: 1	S: 9	LOB: 1	BB: 1	P: 13	R: 2	H: 2	E: 0	K: 1	S: 7	LOB: 0	BB: 0	P: 7	R: 0	H: 0	E: 0	K: 0	S: 3	LOB: 2	BB: 2	P: 11	R: 1	H: 2	E: 0	K: 0	S: 5	LOB: 1	BB: 0	P: 5	R: 0	H: 0	E: 0	K: 1	S: 5	LOB: 0	BB: 0	P: 5	R: 0	H: 1	E: 0	K: 0	S: 4	LOB: 1	BB: 0	P: 4	R: 0	H: 0	E: 0	K: 0	S: 3	LOB: 0	BB: 0	P: 3
--------------	------	------	------	------	------	--------	-------	------	------	------	------	------	------	--------	-------	-------	------	------	------	------	------	--------	-------	------	------	------	------	------	------	--------	-------	-------	------	------	------	------	------	--------	-------	------	------	------	------	------	------	--------	-------	------	------	------	------	------	------	--------	-------	------	------	------	------	------	------	--------	-------	------

1B: 6	SF: 1
2B: 1	SAC: 0
3B: 1	DP: 0
HR: 3	HBP: 0

BOTTOM

Kansas City Athletics @ Washington Senators
D.C. Stadium, Washington, DC
 Sat Jul 24 1965, 3:33 AM EDT
 Att. 2,675 - Unknown


AB	34
R	9
H	11
RBI	9
BB	4
SO	3
LOB	9



PITCHER	IP	WLS	BF	H	R	ER	SO	BB	IBB	HBP	BLK	WP	HR	S	P	ERA	WHIP
Rollie Sheldon, R (1, 1) ERA: 3.53	2.0	L	14	6	6	6	1	2	0	0	1	0	1	14	22	27.00	4.000
Wes Stock, R (3, 1) ERA: 5.27	2.0		10	2	2	2	1	2	0	0	0	0	1	10	18	9.00	2.000
Don Buschhorn, R (5, 1) ERA: 4.0	2.0		8	2	1	1	1	0	0	0	0	0	1	10	10	4.50	1.000
Jim Dickson, R (7, 1) ERA: 4.97	1.0		4	1	0	0	0	0	0	0	0	0	0	4	4	0.00	1.000
John Wyatt, R (8, 1) ERA: 2.31	1.0		3	0	0	0	0	0	0	0	0	0	0	3	3	0.00	0.000

PITCHER	IP	WLS	BF	H	R	ER	SO	BB	IBB	HBP	BLK	WP	HR	S	P	ERA	WHIP
---------	----	-----	----	---	---	----	----	----	-----	-----	-----	----	----	---	---	-----	------

Batter	1	2	3	4	5	6	7	8	9	AB R H RBI BB SO LOB	TOP																
Bert Campaneris, R (1, 6) OBP: 0.318, SLG: 0.381	0-0 5-3			0-0 F8		0-0 1-3		0-0 SH G6-4-3 1B	0-3 K	5 1 1 0 0 1 3	Kansas City Athletics @ Washington Senators D.C. Stadium, Washington, DC Sun Jul 25 1965, 3:33 AM EDT Unknown livebaseballscorecards.com																
Wayne Causey, L (1, 5) OBP: 0.345, SLG: 0.323	0-0 F7			0-0 FC5 2B		0-0 6-3		0-0 SH G6-4-3 1-3		3 0 1 0 0 0 0																	
Dick Green, R (1, 4) OBP: 0.320, SLG: 0.421	0-0 4-3			0-0 5-3		0-3 K		0-0 G6-4-3 1-2f 3-H		4 0 0 0 0 1 2																	
Ken Harrelson, R (1, 3) OBP: 0.356, SLG: 0.490		4-0 BB G6-4-3		0-0 FC5 2-3		0-0 F7		0-0 F6		3 0 0 0 1 0 1																	
Mike Hershberger, R (1, 9) OBP: 0.300, SLG: 0.305		0-0 G6-4-3 1-2f			0-0 F7		0-0 1B 2B 1B		0-0 F6	4 1 1 0 0 0 1																	
Jim Landis, R (1, 8) OBP: 0.353, SLG: 0.352		0-3 K			0-0 1B 1B		0-0 1B S 2B 1B		0-0 BB FC3-2 2B	4 1 3 0 0 1 0																	
Billy Bryan, L (1, 2) OBP: 0.298, SLG: 0.420			0-3 K		0-3 K		0-0 F9 1-2		4-0 FC3-2 BB BB	3 0 0 0 1 2 3																	
Fred Talbot, R (9, PR) OBP: 0.292, SLG: 0.318										0 0 0 0 0 0 0																	
Don Mossi, L (9, 1)										0 0 0 0 0 0 0																	
Tommie Reynolds, R (1, 7) OBP: 0.325, SLG: 0.287			0-0 F9		0-0 1B		0-0 2B		4-0 FC3-2 BB	2 0 1 0 0 0 0																	
Jose Tartabull, L (7, PH) OBP: 0.444, SLG: 0.500					1-2 1B		2-H 3-H 2B		1-2 2-3 BB	1 0 1 2 1 0 0																	
Diego Segui, R Wes Stok, R Santiago Rosario, L Jim Dickson, L Ed Charlton, R Jack Albee, R John Wyatt, R Rene Lachemann, R			0-0 5-3		0-3 K		0-0 4-3		0-0 FC3-2	1 0 1 0 0 0 0 0 0 3																	
Inning Stats	R: 0 E: 0 K: 0 S: 3	H: 0 LOB: 0 BB: 0 P: 3	R: 0 E: 0 K: 1 S: 4	H: 0 LOB: 0 BB: 1 P: 8	R: 0 E: 0 K: 1 S: 5	H: 0 LOB: 0 BB: 0 P: 5	R: 0 E: 0 K: 0 S: 4	H: 1 LOB: 1 BB: 0 P: 4	R: 0 E: 0 K: 2 S: 9	H: 2 LOB: 2 BB: 0 P: 9	R: 0 E: 0 K: 1 S: 5	H: 0 LOB: 0 BB: 0 P: 5	R: 2 E: 0 K: 0 S: 6	H: 3 LOB: 1 BB: 0 P: 6	R: 1 E: 1 K: 0 S: 4	H: 1 LOB: 0 BB: 0 P: 4	R: 0 E: 0 K: 1 S: 6	H: 1 LOB: 3 BB: 2 P: 14	1B: 5 2B: 3 3B: 0 HR: 0	SF: 0 SAC: 1 DP: 2 HBP: 0	WP: 0 PB: 0 SB: 1 CS: 0	PA: 37					
PITCHER	IP WLS BF H R ER SO BB IBB HBP BLK WP HR S P ERA WHIP																										
Howie Kopplitz, R (1, 1) ERA: 4.91	6.2		25	5	2	2	5	1	0	0	0	0	0	34	38	2.70	0.900										
Ron Kline, R ERA: 2.02	(7, 1)	1.2		9	3	1	1	0	1	0	0	0	0	8	12	5.40	2.400										
Marshall Bridges, L ERA: 2.15	(9, 1)	0.0		1	0	0	0	1	0	0	0	0	0	4	∞	∞											
Steve Ridzik, R ERA: 4.54	(9, 1)	0.2	W	2	0	0	0	1	0	0	0	0	0	4	4	0.00	0.000										



Batter	1	2	3	4	5	6	7	8	9	AB	R	H	RBI	BB	SO	LOB
Don Blasingame, L (1, 4) OBP: 0.272, SLG: 0.296 Doug Camilli, R (9, PH) OBP: 0.239, SLG: 0.270	0-3 K		0-0 F8		0-0 1B		0-0 1B		4-0 BB IBB IBB	4	0	2	0	0	1	0
Ken Hamlin, R (1, 6) OBP: 0.372, SLG: 0.413 Ed Brinkman, R (8, 6) OBP: 0.248, SLG: 0.262	0-0 F9		0-0 E 1B		0-0 F8		0-3 K		4-0 BB IBB	4	0	1	0	0	1	2
Willie Kirkland, L (1, 9) OBP: 0.280, SLG: 0.493	0-0 F5		0-0 F6		0-0 F9			0-0 3-1	4-0 BB IBB	4	0	0	1	1	0	2
Frank Howard, R (1, 7) OBP: 0.355, SLG: 0.489		0-0 F8 2B		0-0 4-3 FC5-2-5-1 2B		0-0 5-3		0-0 1B 1B		4	1	3	0	0	0	0
Dick Nen, L (1, 3) OBP: 0.320, SLG: 0.311		0-0 F8		0-0 4-3		0-3 K		0-0 1B		4	0	1	0	0	1	2
Don Lock, R (1, 8) OBP: 0.331, SLG: 0.402		0-3 K		0-0 FC5-2-5-1 3B		0-0 1B		0-0 F7		4	1	1	0	0	1	4
Ken McMullen, R (1, 5) OBP: 0.303, SLG: 0.419		0-0 2B		0-0 1-H WP 3B		0-0 F8		0-0 F9		4	1	2	2	0	0	3
Mike Brumley, L (1, 2) OBP: 0.206, SLG: 0.150 Don Zimmer, R (9, PH) OBP: 0.306, SLG: 0.296		0-3 K		0-0 F8			0-0 4-3		0-0 SH1-4 BB 2B	3	0	0	0	0	1	1
Howie Koplitz, R (1, 1) OBP: 0.120, SLG: 0.120 Ron Kline, R (7, 1) Marshall Bridges, S (9, 1) Steve Ridzik, R (9, 1) OBP: 0.182, SLG: 0.273		0-3 K		0-3 K		0-3 K		0-0 L1-3	0-0 SH1-4	1	0	0	0	0	0	0

Inning Stats	R: 0	H: 0	E: 0	K: 1	S: 5	H: 0	LOB: 0	BB: 0	P: 5	R: 1	H: 2	E: 0	K: 2	S: 9	H: 1	LOB: 1	BB: 0	P: 9	R: 0	H: 1	E: 1	K: 1	S: 6	R: 2	H: 2	E: 0	K: 0	S: 5	H: 1	LOB: 1	BB: 0	P: 6	R: 0	H: 1	E: 0	K: 1	S: 6	R: 0	H: 1	E: 0	K: 1	S: 6	R: 0	H: 2	E: 0	K: 0	S: 5	R: 1	H: 1	E: 0	K: 0	S: 2	1B: 6	2B: 4	3B: 1	HR: 0	SF: 0	SAC: 1	DP: 0	HBP: 0	WP: 1	PB: 0	SB: 0	CS: 0	PA: 39
--------------	------	------	------	------	------	------	--------	-------	------	------	------	------	------	------	------	--------	-------	------	------	------	------	------	------	------	------	------	------	------	------	--------	-------	------	------	------	------	------	------	------	------	------	------	------	------	------	------	------	------	------	------	------	------	------	-------	-------	-------	-------	-------	--------	-------	--------	-------	-------	-------	-------	--------

PITCHER	IP	WLS	BF	H	R	ER	SO	BB	IBB	HBP	BLK	WP	HR	S	P	ERA	WHIP
Diego Segui, R (1, 1) ERA: 4.84	3.2		16	5	3	3	4	0	0	0	0	0	0	24	24	7.36	1.364
Wes Stock, R (4, 1) ERA: 5.24	0.1		1	0	0	0	0	0	0	0	0	1	0	1	1	0.00	0.000
Jim Dickson, R (5, 1) ERA: 4.74	2.0		8	2	0	0	2	0	0	0	0	0	0	12	12	0.00	1.000
Jack Aker, R (7, 1) ERA: 4.15	1.1		7	3	0	0	1	0	0	0	0	0	0	9	9	0.00	2.250
John Wyatt, R (8, 1) ERA: 2.28	0.2		2	0	0	0	0	0	0	0	0	0	0	2	2	0.00	0.000
PITCHER	IP	WLS	BF	H	R	ER	SO	BB	IBB	HBP	BLK	WP	HR	S	P	ERA	WHIP
Don Mossi, L (9, 1) ERA: 3.25	0.1		5	1	1	1	0	1	2	0	0	0	0	14	14	27.00	6.000

BOTTOM

Kansas City Athletics @ Washington Senators
D.C. Stadium, Washington, DC

Sun Jul 25 1965, 3:33 AM EDT
Unknown

AB	35
R	4
H	11
RBI	3
BB	3
SO	7
LOB	14

livebaseballscorecards.com



Batter 1 2 3 4 5 6 7 8 9 AB R H RBI BB SO LOB TOP

Bert Campaneris, R OBP: 0.321, SLG: 0.385 (1, 6) X	0-0 1B 2B		H 1-0 CS HBP		X 0-0 F9 1B S		X 0-0 F5		X 0-0 6-3	4 2 2 0 0 0 1
Jose Tartabull, L OBP: 0.429, SLG: 0.417 (1, 8) X	0-0 F6		B B B 4-0 1-2 BB		X 0-0 F9		X 0-0 F8		X 0-0 CS 1B	4 0 1 0 1 0 3
Wayne Causey, L OBP: 0.352, SLG: 0.329 (1, 5) X	0-0 2-H 1B		X 0-0 4-3 1-2		B B B 4-0 1B BB		X 0-0 2-H 1B		X 0-0 1-2 1B	4 0 3 2 1 0 1
Mike Hershberger, R OBP: 0.298, SLG: 0.303 (1, 9) X	0-0 F9		X 0-0 5-3		X 0-0 1-2 3-H 1B		X 0-0 6-3		X 0-0 L1-3	5 0 1 1 0 0 4
Johnny Blanchard, L OBP: 0.289, SLG: 0.271 (1, 2) X	0-0 G3		X 0-0 F4		X 0-0 0-3 K				X 0-0 FC5-6 1B	4 0 1 0 0 1 3
Fred Talbot, R OBP: 0.292, SLG: 0.318 (8, PR)										0 0 0 0 0 0 0
John Wyatt, R (8, 1)										0 0 0 0 0 0 0
Santiago Rosario, L OBP: 0.367, SLG: 0.577 (1, 3)		X 0-0 SH3 2B		X 0-0 F9		B B B 4-0 FC6-4 BB		X 0-0 FC5-6 FC6-4 1-2f		2 0 1 0 1 0 0
Wes Stock, R (7, 1)										0 0 0 0 0 0 0
Don Mossi, L (7, 1)										0 0 0 0 0 0 0
Rene Lachemann, R OBP: 0.230, SLG: 0.371 (8, PH) (8, 2)										1 0 0 0 0 0 1
Dick Green, R OBP: 0.317, SLG: 0.416 (1, 4)		X 0-0 SH3 2-3		X 0-0 F6		X 0-0 FC6-4 G4-3-6 1-2f		X 0-3 K		3 0 0 0 0 1 2
Tommie Reynolds, R OBP: 0.315, SLG: 0.277 (1, 7)		X 0-0 F4		X 0-0 F7		X 0-0 G4-3-6 1-2f		X 0-0 FC6-4 1-2f		4 0 0 0 0 0 3
John O'Donoghue, R OBP: 0.278, SLG: 0.371 (1, 1)		X 0-0 5-3		X 0-0		X 0-0		X 0-0		2 1 1 1 0 0 1
Ken Harrelson, R OBP: 0.361, SLG: 0.510 (7, PH) (7, 3)									X 0-0 1B 2B HR	2 2 2 1 0 0 0

Inning Stats	R: 1 E: 0 K: 0 S: 5	H: 2 LOB: 1 BB: 0 P: 5	R: 0 E: 0 K: 0 S: 4	H: 1 LOB: 1 BB: 0 P: 4	R: 0 E: 0 K: 0 S: 2	H: 0 LOB: 1 BB: 1 P: 7	R: 0 E: 0 K: 0 S: 3	H: 0 LOB: 0 BB: 0 P: 3	R: 2 E: 0 K: 1 S: 8	H: 3 LOB: 2 BB: 1 P: 12	R: 0 E: 0 K: 0 S: 2	H: 0 LOB: 0 BB: 1 P: 6	R: 1 E: 0 K: 0 S: 5	H: 2 LOB: 1 BB: 0 P: 5	R: 0 E: 0 K: 1 S: 6	H: 1 LOB: 1 BB: 0 P: 6	R: 1 E: 0 K: 0 S: 5	H: 3 LOB: 1 BB: 0 P: 5	1B: 7 2B: 3 3B: 0 HR: 2	SF: 0 SAC: 1 DP: 1 HBP: 1	WP: 0 PB: 0 SB: 1 CS: 2	PA: 40
--------------	------------------------------	---------------------------------	------------------------------	---------------------------------	------------------------------	---------------------------------	------------------------------	---------------------------------	------------------------------	----------------------------------	------------------------------	---------------------------------	------------------------------	---------------------------------	------------------------------	---------------------------------	------------------------------	---------------------------------	----------------------------------	------------------------------------	----------------------------------	--------

PITCHER	IP	WLS	BF	H	R	ER	SO	BB	IBB	HBP	BLK	WP	HR	S	P	ERA	WHIP														
Buster Narum, R ERA: 4.68 (1, 1)	5.0		23	6	3	3	1	2	0	1	0	0	1	22	31	5.40	1.600														
Marshall Bridges, L ERA: 2.3 (6, 1)	2.0	L	8	2	1	1	0	1	0	0	0	0	0	7	11	4.50	1.500														
Ron Kline, R ERA: 2.1 (8, 1)	2.0		9	4	1	1	1	0	0	0	0	0	1	11	11	4.50	2.000														

Kansas City Athletics @ Washington Senators
D.C. Stadium, Washington, DC
Sun Jul 25 1965, 3:38 AM EDT
Att. 8,519 - Unknown

AB	35
R	5
H	12
RBI	5
BB	3
SO	2
LOB	19



WP: 0	PA: 40
-------	--------

ERA	WHIP
-----	------

Minnesota Twins @ Washington Senators
 D.C. Stadium, Washington, DC
 Tue Jul 27 1965, 7:05 PM EDT
 Unknown

AB	37
R	7
H	9
RBI	5
BB	5
SO	9
LOB	15



AB R H RBI BB SO LOB


5	0	0	0	0	2	1
3	1	1	0	2	0	0
4	2	1	0	1	2	3
4	2	1	2	1	0	2
5	1	0	0	0	0	3
5	1	3	3	0	1	0
4	0	2	0	0	0	1
0	0	0	0	0	0	0
4	0	1	0	0	3	3
1	0	0	0	0	0	2
0	0	0	0	0	0	0
1	0	0	0	0	0	0
0	0	0	0	0	0	0
1	0	0	0	0	1	0
0	0	0	0	1	0	0

Batter	1	2	3	4	5	6	7	8	9
Zoilo Versalles, R (1, 6) OBP: 0.274, SLG: 0.387	0-3 K		0-0 F8		0-0 5-3		0-3 K	0-0 F8	
Rich Rollins, R (1, 5) OBP: 0.308, SLG: 0.342	4-0 WP BB		0-0 F8		0-0 F8		4-0 E BB	0-0 1-2 1B	
Tony Oliva, L (1, 9) OBP: 0.349, SLG: 0.492	0-3 K 1-3		0-3 K			0-0 HR 1B	4-0 E BB	0-0 1-3	
Harmon Killebrew, R (1, 3) (7, 7) OBP: 0.389, SLG: 0.509	4-0 BB			0-0 P4		0-0 1-H HR	0-0 E5 HR	0-0 L1-3	
Bob Allison, R (1, 7) (7, 8) OBP: 0.377, SLG: 0.487	0-0 P5			0-0 P6		0-0 P3	0-0 E8 HR	0-0 5-3	
Earl Battey, R (1, 2) OBP: 0.392, SLG: 0.432		0-3 K		0-0 1B 1B		0-0 2B	0-0 1-H 2-H 3-H HR	0-0 F8	
Joe Nossek, R (1, 8) Dwight Siebler, R (7, 1)		0-0 FC1-5 1B 1B		0-0 1-2 1B		0-0 F7	0-0 F2		
Frank Quilici, R (1, 4) OBP: 0.333, SLG: 0.333		0-0 FC1-5-4 1B		0-3 K		0-3 K		0-3 K	
Jim Perry, S (1, 1) Johnny Klippstein, R (4, 1) Sandy Valdespino, L (5, PH) Mel Nelson, R (5, 1) Jimmie Hall, L (7, PH) Don Mincher, L (7, 3) OBP: 0.154, SLG: 0.200 OBP: 0.357, SLG: 0.525 OBP: 0.321, SLG: 0.558		0-0 FC1-5-4 1-2 2-3		0-0 F9		0-3 K2-3	0-3 K2-3	4-0 1B BB	

Inning Stats	R: 0	H: 0	E: 0	K: 2	S: 7	P: 15	R: 0	H: 2	E: 0	K: 1	S: 6	P: 6	R: 0	H: 0	E: 0	K: 1	S: 5	P: 5	R: 0	H: 2	E: 0	K: 1	S: 7	P: 7	R: 0	H: 0	E: 0	K: 0	S: 3	P: 3	R: 2	H: 3	E: 0	K: 1	S: 8	P: 8	R: 5	H: 1	E: 2	K: 2	S: 10	P: 18	R: 0	H: 1	E: 0	K: 1	S: 6	P: 10	R: 0	H: 0	E: 0	K: 0	S: 3	P: 3	1B: 6	2B: 2	3B: 0	HR: 2	SF: 0	SAC: 0	DP: 1	HBP: 0	WP: 2	PA: 42
--------------	------	------	------	------	------	-------	------	------	------	------	------	------	------	------	------	------	------	------	------	------	------	------	------	------	------	------	------	------	------	------	------	------	------	------	------	------	------	------	------	------	-------	-------	------	------	------	------	------	-------	------	------	------	------	------	------	-------	-------	-------	-------	-------	--------	-------	--------	-------	--------

PITCHER	IP	WLS	BF	H	R	ER	SO	BB	IBB	HBP	BLK	WP	HR	S	P	ERA	WHIP
Pete Richert, L (1, 1) ERA: 2.75	6.2	W	30	7	4	2	8	4	0	0	0	1	1	42	58	2.70	1.650
Steve Ridzik, R (7, 1) ERA: 4.48	1.0		8	2	3	0	1	1	0	0	0	0	1	9	13	0.00	3.000
Mike McCormick, L (8, 1) ERA: 3.08	0.1		1	0	0	0	0	0	0	0	0	0	0	1	1	0.00	0.000
Ron Kline, R (9, 1) ERA: 2.07	1.0	S	3	0	0	0	0	0	0	0	0	0	0	3	3	0.00	0.000

Batter	1	2	3	4	5	6	7	8	9	AB	R	H	RBI	BB	SO	LOB
Don Blasingame, L (1, 4) OBP: 0.277, SLG: 0.303	0-0 L3		4-0 1B SF8 BB	0-0 1B 3B		4-0 G4-3 BB		0-0 3-1		3	2	1	1	2	0	0
Ken Hamlin, R (1, 6) Ed Brinkman, R (9, 6) OBP: 0.376, SLG: 0.418 OBP: 0.246, SLG: 0.259	0-0 F9		0-0 1B	4-0 1B 6-3 BB		0-0 G4-3 1-2f		0-0 L3		4	1	1	0	1	0	1
Willie Kirkland, L (1, 9) OBP: 0.284, SLG: 0.484	0-0 P6		0-0 SF8	0-0 6-3 1B		4-0 WP 1B BB				2	1	1	2	1	0	0
Frank Howard, R (1, 7) OBP: 0.358, SLG: 0.489		0-0 L8 SF8 2B	0-0 F7	0-0 6-3		0-0 1B				4	1	2	2	0	0	2
Dick Nen, L (1, 3) OBP: 0.309, SLG: 0.320		0-0 L8		0-0 1B 2B		0-3 K				4	1	1	0	0	1	3
Don Lock, R (1, 8) OBP: 0.332, SLG: 0.410		0-0 SF8		0-0 F7	0-0 P6		0-0 F5			3	0	0	1	0	0	1
Ken McMullen, R (1, 5) Don Zimmer, R (2, PH) (3, 5) OBP: 0.302, SLG: 0.417 OBP: 0.298, SLG: 0.288		0-3 K		0-0 HR 1B	0-0 F8		0-0 F9			0	0	0	0	0	0	0
Mike Brumley, L (1, 2) OBP: 0.222, SLG: 0.211			0-0 HR	0-0 HR 1B	4-0 BB		0-3 K			3	2	2	3	1	1	0
Pete Richert, L (1, 1) Steve Ridzik, R (7, 1) Mike McCormick, L (8, 1) Joe Cunningham, L (8, PH) Ron Kline, R (9, 1) OBP: 0.205, SLG: 0.139 OBP: 0.182, SLG: 0.273 OBP: 0.207, SLG: 0.042 OBP: 0.369, SLG: 0.317			0-3 K	0-0 3B 1B	0-0 1-3		0-0 1-3			3	1	1	0	0	1	1
Inning Stats	R: 0 H: 0 E: 0 K: 3 LOB: 0 BB: 0 P: 3	R: 1 H: 1 E: 0 K: 5 LOB: 0 BB: 0 P: 6	R: 2 H: 2 E: 0 K: 7 LOB: 1 BB: 1 P: 11	R: 6 H: 6 E: 0 K: 9 LOB: 1 BB: 1 P: 13	R: 0 H: 0 E: 0 K: 3 LOB: 1 BB: 1 P: 7	R: 1 H: 1 E: 0 K: 5 LOB: 1 BB: 2 P: 13	R: 0 H: 0 E: 0 K: 5 LOB: 0 BB: 0 P: 5	R: 0 H: 0 E: 0 K: 3 LOB: 0 BB: 0 P: 3		1B: 5 SF: 2 2B: 2 SAC: 0 3B: 1 DP: 1 HR: 2 HBP: 0	WP: 1 PA: 38 PB: 0 SB: 0 CS: 0					

BOTTOM	
Minnesota Twins @ Washington Senators D.C. Stadium, Washington, DC Tue Jul 27 1965, 7:05 PM EDT Unknown	
AB	31
R	10
H	10
RBI	10
BB	5
SO	4
LOB	8
	

PITCHER	IP	WLS	BF	H	R	ER	SO	BB	IBB	HBP	BLK	WP	HR	S	P	ERA	WHIP
Jim Perry, R (1, 1) ERA: 2.54	3.1	L	16	5	5	5	2	1	0	0	0	0	1	19	23	13.50	1.800
Johnny Klippstein, R (4, 1) ERA: 3.25	0.2		7	4	4	4	0	1	0	0	0	0	1	6	10	54.00	7.500
Mel Nelson, L (5, 1) ERA: 4.74	2.0		9	1	1	1	1	3	0	0	0	1	0	8	20	4.50	2.000
Dwight Stebler, R (7, 1) ERA: 6.14	2.0		6	0	0	0	1	0	0	0	0	0	0	8	8	0.00	0.000

Minnesota Twins @ Washington Senators
 D.C. Stadium, Washington, DC
 Tue Jul 27 1965, 7:05 PM EDT
 Att. 23,691 - Unknown

AB	40
R	9
H	12
RBI	8
BB	1
SO	2
LOB	15



WP:	0	PA:	41
PB:	0		
SB:	0		
CS:	0		

Batter	1	2	3	4	5	6	7	8	9	AB	R	H	RBI	BB	SO	LOB													
Zoilo Versalles, R (1, 6) OBP: 0.276, SLG: 0.395	0-0 L6	0-0 HR			0-0 F9		0-0 F8		0-0 E 1B	5	2	2	1	0	0	0													
Tony Oliva, L (1, 9) OBP: 0.350, SLG: 0.491	0-0 1B 1B	0-0 E3			0-0 F9			0-0 HR 1B	0-0 E4 1B FC5-4	5	3	2	0	0	0	2													
Jimmie Hall, L (1, 8) OBP: 0.356, SLG: 0.522 Joe Nossek, R (9, PH) OBP: 0.284, SLG: 0.344	0-0 1B E 1B		0-0 F8		0-0 F7			0-0 F9	0-0 FC5-4 1B	4	1	1	0	0	0	1													
Harmon Killebrew, R (1, 5) OBP: 0.389, SLG: 0.506 Jerry Kindall, R (9, 5) OBP: 0.264, SLG: 0.284	0-0 E 1B		4-0 1B BB		0-3 K			0-3 K	0-0 FC5-4	4	0	1	2	1	2	2													
Don Mincher, L (1, 3) OBP: 0.323, SLG: 0.573	0-0 F4		0-0 G5-4-3 1B		0-0 P6			0-0 HR	0-0 F8	5	1	2	2	0	0	3													
Bob Allison, R (1, 7) OBP: 0.376, SLG: 0.483	0-0 E5 FC5-4		0-0 G5-4-3		0-0 2-3			0-0 FC5-4 1B		4	0	1	0	0	0	3													
Earl Battey, R (1, 2) OBP: 0.389, SLG: 0.443 Jerry Zimmerman, R (9, 2) OBP: 0.237, SLG: 0.242	0-0 FC5-4			0-0 P5			0-0 HR	0-0 FC5-4		4	1	1	1	0	0	3													
Frank Quilici, R (1, 4) OBP: 0.327, SLG: 0.326		0-0 6-3		0-0 F7			0-0 5-3		0-0 FC3-6 1B	4	0	1	0	0	0	0													
Jim Kaat, L (1, 1) OBP: 0.246, SLG: 0.276 Dwight Siebler, R (6, 1) Sandy Valdespino, L (7, PH) OBP: 0.338, SLG: 0.323 Al Worthington, R (7, 1) OBP: 0.125, SLG: 0.125		0-0 4-3		0-0 G3			0-0 G3		0-0 FC3-6 E 1B	2	0	0	0	0	0	0													
Inning Stats	R: 2 E: 1 K: 0 S: 7	H: 3 LOB: 2 BB: 0 P: 7	R: 1 E: 1 K: 0 S: 4	H: 1 LOB: 1 BB: 0 P: 4	R: 0 E: 0 K: 0 S: 3	H: 1 LOB: 1 BB: 1 P: 7	R: 0 E: 0 K: 0 S: 3	H: 0 LOB: 0 BB: 0 P: 3	R: 0 E: 0 K: 1 S: 5	H: 0 LOB: 0 BB: 0 P: 5	R: 1 E: 0 K: 0 S: 4	H: 1 LOB: 0 BB: 0 P: 4	R: 2 E: 0 K: 1 S: 8	H: 3 LOB: 1 BB: 0 P: 8	R: 3 E: 2 K: 0 S: 7	H: 3 LOB: 1 BB: 0 P: 7	1B: 9 2B: 0 3B: 0 HR: 3	SF: 0 SAC: 0 DP: 1 HBP: 0	WP: 0 PA: 41										
PITCHER	IP	WLS	BF	H	R	ER	SO	BB	IBB	HBP	BLK	WP	HR	S	P	ERA	WHIP												
Bennie Daniels, R (1, 1) ERA: 4.58	7.2	L	33	9	6	5	2	1	0	0	0	0	3	36	40	5.87	1.304												
Howie Kopplitz, R (8, 1) ERA: 4.88	0.1		1	0	0	0	0	0	0	0	0	0	0	1	1	0.00	0.000												
Steve Ridzik, R (9, 1) ERA: 4.58	0.1		3	2	2	1	0	0	0	0	0	0	0	3	3	27.00	6.000												
Mike McCormick, L (9, 1) ERA: 3.08	0.0		1	0	0	0	0	0	0	0	0	0	0	1	1	∞	∞												
Buster Narum, R (9, 1) ERA: 4.65	0.2		3	1	1	0	0	0	0	0	0	0	0	3	3	0.00	1.500												

livebaseballscorecards.com

Batter	1	2	3	4	5	6	7	8	9	AB R H RBI BB SO LOB
Ed Brinkman, R (1, 6) OBP: 0.246, SLG: 0.259 Don Blasingame, L (9, PH) OBP: 0.276, SLG: 0.302	0-0 BB 1B		0-0 5-3	0-0 F7		0-3 K			0-0 1-6-3	4 1 1 0 0 1 2 1 0 0 0 0 0 0
Ken Hamlin, R (1, 4) OBP: 0.376, SLG: 0.417	0-0 F9		0-0 E6 K2-5-2		0-0 L7		0-0 FC1-6 1B		0-0 1B	5 0 2 0 0 0 1
Willie Kirkland, L (1, 9) OBP: 0.282, SLG: 0.475	0-3 K		0-0 1B		0-0 F8		0-0 FC1-6 1-2f		0-3 K	5 0 1 0 0 2 3
Frank Howard, R (1, 7) OBP: 0.356, SLG: 0.483	4-0 1B 1-2 BB		0-3 K2-5-2 2-3f		0-0 6-3		0-3 K 1-2		0-0 1-3	4 0 0 0 1 2 4
Don Lock, R (1, 8) OBP: 0.338, SLG: 0.413	0-0 1B 1-3 2-H			4-0 BB 1B 2B BB		0-0 1B 1B		0-3 K		3 2 2 1 1 1 0
Don Zimmer, R (1, 5) OBP: 0.303, SLG: 0.294	0-3 K			0-0 1B 1-2 2B 1B		0-0 1B 1-2 FC4-2 1B		0-0 6-3		4 1 2 0 0 1 2
Dick Nen, L (1, 3) OBP: 0.339, SLG: 0.358		0-0 P4		4-0 1B 1-2 2-3 2B BB		0-0 FC4-2 1B 1-3 2-H		0-0 PB 2B		3 1 2 1 1 0 0
Doug Camilli, R (1, 2) OBP: 0.245, SLG: 0.283 Mike Brumley, L (8, PH) OBP: 0.228, SLG: 0.211 (9, 2)		0-0 F9		0-0 2B		0-0 FC4-2 1-2 3-H		4-0 PB BB		3 0 1 3 0 0 2 0 0 0 0 1 0 0
Bennie Daniels, L (1, 1) OBP: 0.241, SLG: 0.154 Howie Koolitz, R (8, 1) OBP: 0.120, SLG: 0.120 Jim King, L (8, PH) OBP: 0.318, SLG: 0.398 Steve Rózik, R (8, 1) OBP: 0.182, SLG: 0.273 Mike McCormick, L (8, 1) OBP: 0.207, SLG: 0.042 Buster Narum, R (8, 1) OBP: 0.065, SLG: 0.133		0-3 K		0-3 K		0-3 K		0-3 K 1-2 2-3		3 0 0 0 0 0 3 2 0 0 0 0 0 0 0 0 1 0 0 0 0 0 1 2 0

Inning Stats	R: 1	H: 2	E: 0	K: 2	S: 9	LOB: 2	BB: 1	P: 13	R: 0	H: 0	E: 0	K: 1	S: 5	LOB: 0	BB: 0	P: 5	R: 0	H: 1	E: 0	K: 1	S: 6	LOB: 2	BB: 0	P: 6	R: 0	H: 0	E: 0	K: 0	S: 3	LOB: 0	BB: 0	P: 3	R: 1	H: 3	E: 0	K: 2	S: 10	LOB: 2	BB: 0	P: 10	R: 0	H: 1	E: 0	K: 1	S: 5	LOB: 0	BB: 0	P: 5	R: 0	H: 1	E: 0	K: 2	S: 8	LOB: 2	BB: 1	P: 12	R: 0	H: 1	E: 0	K: 1	S: 6	LOB: 1	BB: 0	P: 6	1B: 9	2B: 3	3B: 0	HR: 0	SF: 0	SAC: 0	DP: 1	HBP: 0	WP: 0	PA: 40
--------------	------	------	------	------	------	--------	-------	-------	------	------	------	------	------	--------	-------	------	------	------	------	------	------	--------	-------	------	------	------	------	------	------	--------	-------	------	------	------	------	------	-------	--------	-------	-------	------	------	------	------	------	--------	-------	------	------	------	------	------	------	--------	-------	-------	------	------	------	------	------	--------	-------	------	-------	-------	-------	-------	-------	--------	-------	--------	-------	--------

PITCHER	IP	WLS	BF	H	R	ER	SO	BB	IBB	HBP	BLK	WP	HR	S	P	ERA	WHIP
Jim Kaat, L (1, 1) ERA: 2.66	5.0		25	8	5	5	5	3	0	0	0	0	0	32	44	9.00	2.200
Dwight Siebler, R (6, 1) ERA: 5.4	1.0		3	0	0	0	2	0	0	0	0	0	0	7	7	0.00	0.000
Al Worthington, R (7, 1) ERA: 1.86	3.0	W	12	3	0	0	4	1	0	0	0	0	0	19	23	0.00	1.333


BOTTOM

Minnesota Twins @ Washington Senators
D.C. Stadium, Washington, DC

Tue Jul 27 1965, 7:05 PM EDT
Att. 23,691 - Unknown

livebaseballscorecards.com

AB	36
R	5
H	11
RBI	5
BB	4
SO	11
LOB	18



Batter	1	2	3	4	5	6	7	8	9	AB	R	H	RBI	BB	SO	LOB	TOP									
Zoilo Versalles, R (1, 6) OBP: 0.277, SLG: 0.402	0-0 6-3		0-0 1B 2B	0-0 P6		0-0 1B 3B	0-0 FC1-4-5-6			5	2	2	0	0	0	2										
Tony Oliva, L (1, 9) OBP: 0.357, SLG: 0.498	0-0 S 1B		0-0 HR 1B		0-0 S 1B 1B	0-0 HBP 1B 2B 1B		0-0 1B		5	3	5	2	0	0	0										
Jimmie Hall, L (1, 8) OBP: 0.357, SLG: 0.519	0-3 K 1-2		0-0 F8		4-0 BB 1B BB	0-0 HBP 2B 1B		0-0 F7		4	2	1	0	1	1	3										
Harmon Killebrew, R (1, 5) OBP: 0.393, SLG: 0.514 Jerry Kindall, R (6, 5) OBP: 0.263, SLG: 0.283	0-3 K		0-0 HR		4-0 BB 1B BB	1-0 HBP 2B HBP		0-0 P3		2	1	1	2	1	1	1										
Don Mincher, L (1, 3) OBP: 0.325, SLG: 0.581		0-0 2B	0-0 F2		0-0 P4	0-0 2B		0-0 F9		5	0	2	2	0	0	4										
Bob Allison, R (1, 7) OBP: 0.376, SLG: 0.480	0-0 6-3		0-0 F8		0-0 1B BB	4-0 BB		0-3 K		4	0	1	2	1	1	1										
Earl Battey, R (1, 2) OBP: 0.394, SLG: 0.444 Jerry Zimmerman, R (9, 2) OBP: 0.237, SLG: 0.242		4-0 FC6-4 BB		0-0 SH3-4 1B	0-0 F3	0-0 P6		0-0 G6-3 1B		4	0	2	0	1	0	4										
Frank Quilici, R (1, 4) OBP: 0.321, SLG: 0.320		0-0 P5		0-0 SH3-4 1B	0-3 K		0-0 FC1-4-5-6 SH3-4 1B		0-0 G6-3	4	0	1	0	0	1	5										
Camilo Pascual, R (1, 1) OBP: 0.240, SLG: 0.367 Garry Roggenburk, R (4, 1)		0-0 FC6-4		0-0 F7		0-3 K	0-0 SH3-4			2	0	0	0	0	0	3										
Inning Stats	R: 0 E: 0 K: 2 S: 8	H: 1 LOB: 1 BB: 0 P: 8	R: 0 E: 0 K: 0 S: 4	H: 1 LOB: 2 BB: 1 P: 8	R: 3 E: 0 K: 0 S: 6	H: 3 LOB: 0 BB: 0 P: 6	R: 0 E: 0 K: 0 S: 4	H: 1 LOB: 1 BB: 0 P: 4	R: 2 E: 0 K: 1 S: 7	H: 2 LOB: 2 BB: 2 P: 15	R: 3 E: 0 K: 1 S: 8	H: 4 LOB: 2 BB: 1 P: 13	R: 0 E: 0 K: 0 S: 3	H: 1 LOB: 0 BB: 0 P: 3	R: 0 E: 0 K: 0 S: 4	H: 1 LOB: 1 BB: 0 P: 4	R: 0 E: 0 K: 1 S: 5	H: 1 LOB: 0 BB: 0 P: 5	1B: 10 2B: 4 3B: 1 HR: 1	SF: 0 SAC: 2 DP: 2 HBP: 1	WP: 0 PB: 0 SB: 2 CS: 0	PA: 44				
PITCHER	IP WLS BF H R ER SO BB IBB HBP BLK WP HR S P ERA WHIP	IP WLS BF H R ER SO BB IBB HBP BLK WP HR S P ERA WHIP	IP WLS BF H R ER SO BB IBB HBP BLK WP HR S P ERA WHIP	IP WLS BF H R ER SO BB IBB HBP BLK WP HR S P ERA WHIP	IP WLS BF H R ER SO BB IBB HBP BLK WP HR S P ERA WHIP	IP WLS BF H R ER SO BB IBB HBP BLK WP HR S P ERA WHIP	IP WLS BF H R ER SO BB IBB HBP BLK WP HR S P ERA WHIP	IP WLS BF H R ER SO BB IBB HBP BLK WP HR S P ERA WHIP	IP WLS BF H R ER SO BB IBB HBP BLK WP HR S P ERA WHIP	IP WLS BF H R ER SO BB IBB HBP BLK WP HR S P ERA WHIP	IP WLS BF H R ER SO BB IBB HBP BLK WP HR S P ERA WHIP	IP WLS BF H R ER SO BB IBB HBP BLK WP HR S P ERA WHIP	IP WLS BF H R ER SO BB IBB HBP BLK WP HR S P ERA WHIP	IP WLS BF H R ER SO BB IBB HBP BLK WP HR S P ERA WHIP	IP WLS BF H R ER SO BB IBB HBP BLK WP HR S P ERA WHIP	IP WLS BF H R ER SO BB IBB HBP BLK WP HR S P ERA WHIP	IP WLS BF H R ER SO BB IBB HBP BLK WP HR S P ERA WHIP	IP WLS BF H R ER SO BB IBB HBP BLK WP HR S P ERA WHIP	IP WLS BF H R ER SO BB IBB HBP BLK WP HR S P ERA WHIP	IP WLS BF H R ER SO BB IBB HBP BLK WP HR S P ERA WHIP	IP WLS BF H R ER SO BB IBB HBP BLK WP HR S P ERA WHIP	IP WLS BF H R ER SO BB IBB HBP BLK WP HR S P ERA WHIP	IP WLS BF H R ER SO BB IBB HBP BLK WP HR S P ERA WHIP	IP WLS BF H R ER SO BB IBB HBP BLK WP HR S P ERA WHIP	IP WLS BF H R ER SO BB IBB HBP BLK WP HR S P ERA WHIP	IP WLS BF H R ER SO BB IBB HBP BLK WP HR S P ERA WHIP

Minnesota Twins @ Washington Senators
D.C. Stadium, Washington, DC
Wed Jul 28 1965, 7:05 PM EDT
Att: 19,279 - Unknown

AB	37
R	8
H	15
RBI	8
BB	4
SO	5
LOB	24



WP: 0	PA: 44
PB: 0	
SB: 2	
CS: 0	

BOTTOM

Minnesota Twins @ Washington Senators
D.C. Stadium, Washington, DC
Wed Jul 28 1965, 7:05 PM EDT
Att. 19,279 - Unknown

livebaseballscorecards.com

AB 35
R 1
H 7
RBI 1
BB 4
SO 5
LOB 22



WP: 3 PA: 39
PB: 0
SB: 0
CS: 0

AB R H RBI BB SO LOB

5 0 1 0 0 0 2

5 0 1 0 0 0 5

5 0 0 0 0 2 5

3 0 1 0 1 1 0

4 0 1 0 0 1 1

3 0 0 0 1 0 2

3 1 1 0 1 0 3

4 0 0 0 0 1 4

1B: 6 SF: 0
2B: 1 SAC: 0
3B: 0 DP: 1
HR: 0 HBP: 0

Batter	1	2	3	4	5	6	7	8	9
Don Blasingame, L (1, 4) OBP: 0.274, SLG: 0.300	0-0 F8		0-0 F9		0-0 F8		0-0 E5		0-0 F8
Ken Hamlin, R (1, 6) OBP: 0.372, SLG: 0.411	0-0 F8		0-0 F9		WP 1B		0-0 P3		0-0 F8
Willie Kirkland, L (1, 9) OBP: 0.274, SLG: 0.461	0-0 F9			3-1	K		0-3 K		0-0 F9
Frank Howard, R (1, 7) OBP: 0.358, SLG: 0.482		0-3 K		0-0 BB BB 1B		0-0 P6		4-0 BB 1B BB	
Dick Nen, L (1, 3) OBP: 0.333, SLG: 0.351		0-0 1-3		0-3 K		0-0 P6		0-0 G5-4-3 1B	
Don Lock, R (1, 8) OBP: 0.336, SLG: 0.408		0-0 E9		4-0 BB BB 1-2 BB		0-0 F8		0-0 F3	
Don Zimmer, R (1, 5) OBP: 0.308, SLG: 0.302		0-0 5-3		4-0 BB BB 1-2 2-3 BB			0-0 WP 1B 2B	0-0 G5-4-3	
Mike Brumley, L (1, 2) OBP: 0.221, SLG: 0.205			0-0 P6	0-0 4-3			0-3 K		0-0 G3
Phil Ortega, R Marshall Bridges, S Ed Brinkman, R Rayne Dillard, R Howie Koppitz, R Doug Camilli, R Buster Narum, R Ron Kline, R Joe Cunningham, L			0-0 WP 1B		0-0 6-3		0-0 E 1B		4-0 BB BB 1B BB

Inning Stats	R: 0	H: 0	E: 0	K: 0	S: 3	LOB: 0	BB: 0	P: 3
	R: 0	H: 0	E: 1	K: 1	S: 6	LOB: 1	BB: 0	P: 6
	R: 0	H: 1	E: 0	K: 0	S: 4	LOB: 1	BB: 0	P: 4
	R: 0	H: 1	E: 0	K: 1	S: 6	LOB: 3	BB: 2	P: 14
	R: 0	H: 1	E: 0	K: 1	S: 6	LOB: 1	BB: 0	P: 6
	R: 0	H: 0	E: 0	K: 0	S: 3	LOB: 0	BB: 0	P: 3
	R: 1	H: 2	E: 1	K: 2	S: 10	LOB: 2	BB: 0	P: 10
	R: 0	H: 1	E: 0	K: 0	S: 3	LOB: 1	BB: 1	P: 7
	R: 0	H: 1	E: 0	K: 0	S: 4	LOB: 2	BB: 1	P: 8

PITCHER	IP	WLS	BF	H	R	ER	SO	BB	IBB	HBP	BLK	WP	HR	S	P	ERA	WHIP
Camilo Pascual, R (1, 1) ERA: 3.22	3.2		15	2	0	0	2	1	0	0	0	1	0	18	22	0.00	0.818
Garry Roggenburk, L (4, 1) ERA: 1.74	5.1	W	24	5	1	1	3	3	0	0	0	2	0	27	39	1.69	1.500

Batter	1	2	3	4	5	6	7	8	9	AB R H RBI BB SO LOB	TOP											
Ed Brinkman, R (1, 6) OBP: 0.245, SLG: 0.257	0-0 2B 5-3 1B		0-0 F9		0-0 6-3		0-0 F8		0-0 P6	5 1 1 0 0 0 2												
Ken Hamlin, R (1, 4) OBP: 0.369, SLG: 0.413	0-0 5-3 1-3 2B		0-0 6-3			0-0 F9	0-0 1-3			4 0 1 0 0 0 1												
Willie Kirkland, L (1, 9) OBP: 0.274, SLG: 0.456	0-0 5-3 2-3 3-H		0-0 4-3			0-0 BB 1B		0-0 F8		4 1 1 1 0 0 1												
Frank Howard, R (1, 7) OBP: 0.359, SLG: 0.490	0-3 K			0-0 HR		4-0 1B 1-2 BB		0-0 F7		3 1 1 1 1 1 1												
Don Lock, R (1, 8) OBP: 0.335, SLG: 0.404	0-0 1-3			0-0 F5		0-3 K		4-0 BB		3 0 0 0 1 1 3												
Don Zimmer, R (1, 5) OBP: 0.307, SLG: 0.301		0-0 P6		0-0 6-3		0-0 1-2 2-H 1B		0-3 K		4 0 1 1 0 1 1												
Doug Camilli, R (1, 2) OBP: 0.256, SLG: 0.288		4-0 BB BB		0-0 F8		0-0 1-3		0-0 SH5-4 1B		3 0 1 0 1 0 2												
Joe Cunningham, L (1, 3) OBP: 0.375, SLG: 0.318		4-0 G4-6-3 1-2 BB			0-0 3-1		0-0 FC1-6 1B		0-0 P4	3 0 1 0 1 0 1												
Mike McCormick, L (1, 1) OBP: 0.188, SLG: 0.037		0-0 G4-6-3 1-2f			0-0 1-3		0-0 FC1-6 1-2f		0-0 SH5-4 1-2	3 0 0 0 0 0 3												
Inning Stats	R: 1 E: 0 K: 1 S: 7	H: 2 LOB: 1 BB: 0 P: 7	R: 0 E: 0 K: 0 S: 2	H: 0 LOB: 1 BB: 2 P: 10	R: 0 E: 0 K: 0 S: 3	H: 0 LOB: 0 BB: 0 P: 3	R: 1 E: 0 K: 0 S: 4	H: 1 LOB: 0 BB: 0 P: 4	R: 0 E: 0 K: 0 S: 3	H: 0 LOB: 0 BB: 0 P: 3	R: 1 E: 0 K: 1 S: 7	H: 2 LOB: 2 BB: 1 P: 11	R: 0 E: 0 K: 0 S: 4	H: 1 LOB: 1 BB: 0 P: 4	R: 0 E: 0 K: 1 S: 5	H: 0 LOB: 1 BB: 1 P: 9	R: 0 E: 0 K: 0 S: 4	H: 1 LOB: 1 BB: 0 P: 4	1B: 5 2B: 1 3B: 0 HR: 1	SF: 0 SAC: 1 DP: 1 HBP: 0	WP: 0 PB: 0 SB: 0 CS: 0	PA: 37
PITCHER	IP WLS BF H R ER SO BB IBB HBP BLK WP HR S P ERA WHIP																					
John O'Donoghue, L (1, 1) ERA: 4.15	5.2 L 24 5 3 3 2 3 0 0 0 0 0 1 25 37 4.76 1.412																					
Jack Aker, R (6, 1) ERA: 2.16	1.1 5 1 0 0 0 0 0 0 0 0 0 0 5 5 0.00 0.750																					
Jim Dickson, R (8, 1) ERA: 4.34	2.0 8 1 0 0 0 1 1 0 0 0 0 0 9 13 0.00 1.000																					

Washington Senators @ Kansas City Athletics
Municipal Stadium, Kansas City, MO
Fri Jul 30 1965, 8:05 PM EDT
Att. 5,252 - Unknown

livebaseballscorecards.com

AB	32
R	3
H	7
RBI	3
BB	4
SO	3
LOB	15




Batter	1	2	3	4	5	6	7	8	9	AB	R	H	RBI	BB	SO	LOB				
Bert Campaneris, R OBP: 0.329, SLG: 0.411 (1, 6)	0-0 F9		0-0 IHR		0-0 L7			0-0 6-3		4	1	1	1	0	0	1				
Wayne Causey, L OBP: 0.356, SLG: 0.346 (1, 5)	0-0 F7		0-0 E3 CS		0-0 P4			0-0 6-3		4	0	0	0	0	0	1				
Dick Green, R OBP: 0.317, SLG: 0.414 (1, 4)	0-0 1B		0-3 K 1-2			0-0 5-3		0-0 P3		4	0	1	0	0	1	1				
Ken Harrelson, R OBP: 0.364, SLG: 0.505 (1, 3)	0-0 F7			0-0 6-3		0-3 K			0-0 6-3	4	0	0	0	0	1	1				
Mike Hershberger, R OBP: 0.294, SLG: 0.301 (1, 9)		0-0 F7		0-0 F8		0-0 1B 1B		0-0 6-3		4	0	1	0	0	0	0				
Jim Landis, R OBP: 0.372, SLG: 0.376 (1, 8)		0-0 F8 2B		4-0 BB		0-0 1B 1-3		0-0 5-3		3	0	2	0	1	0	0				
Tommie Reynolds, R OBP: 0.308, SLG: 0.266 (1, 7)		0-0 F8 2-3		0-3 K			0-0 F8			3	0	0	0	0	1	2				
Rene Lachemann, R OBP: 0.224, SLG: 0.353 (1, 2)		0-3 K			0-0 FC1-6 1B		0-3 K			3	0	1	0	0	2	1				
John O'Donoghue, R OBP: 0.263, SLG: 0.351 (1, 1)			0-0 F3		0-0 FC1-6 1-2f		0-3 K			2	0	0	0	0	0	1				
Jack Aker, R (6, 1)										0	0	0	0	0	0	0				
Ed Charles, R (7, PH)										1	0	0	0	0	1	0				
Jim Dickson, L (8, 1)										0	0	0	0	0	0	0				
Inning Stats	R: 0 E: 0 K: 0 S: 4	H: 1 LOB: 1 BB: 0 P: 4	R: 0 E: 0 K: 1 S: 6	H: 1 LOB: 1 BB: 0 P: 6	R: 1 E: 1 K: 1 S: 6	H: 1 LOB: 1 BB: 0 P: 6	R: 0 E: 0 K: 1 S: 5	H: 0 LOB: 1 BB: 1 P: 9	R: 0 E: 0 K: 1 S: 4	H: 2 LOB: 2 BB: 0 P: 6	R: 0 E: 0 K: 2 S: 7	H: 0 LOB: 0 BB: 0 P: 7	R: 0 E: 0 K: 0 S: 3	H: 0 LOB: 0 BB: 0 P: 3	R: 0 E: 0 K: 0 S: 3	H: 0 LOB: 0 BB: 0 P: 3	1B: 4 2B: 2 3B: 0 HR: 1	SF: 0 SAC: 0 DP: 1 HBP: 0	WP: 0 PB: 0 SB: 0 CS: 1	PA: 33
PITCHER Mike McCormick, L (1, 1) ERA: 2.91	IP: 9.0 WLS: W BF: 33 H: 6 R: 1 ER: 1 SO: 6 BB: 1 IBB: 0 HBP: 0 BLK: 0 WP: 0 HR: 0 S: 44 P: 48 ERA: 1.00 WHIP: 0.778																			

BOTTOM

Washington Senators @ Kansas City Athletics
Municipal Stadium, Kansas City, MO
Fri Jul 30 1965, 8:05 PM EDT
Att. 5,252 - Unknown

livebaseballscorecards.com

AB	32
R	1
H	6
RBI	1
BB	1
SO	6
LOB	8



Batter	1	2	3	4	5	6	7	8	9	AB	R	H	RBI	BB	SO	LOB	TOP				
Don Blasingame, L (1, 4) OBP: 0.270, SLG: 0.295	0-0 F7	0-0 SF9		0-0 F8		0-0 G6-3		0-0 G3		4	0	0	1	0	0	3					
Ken Hamlin, R (1, 6) OBP: 0.370, SLG: 0.406 Ed Brinkman, R (9, 6) OBP: 0.245, SLG: 0.257	4-0 2B	4-0 1B		0-0 F9		0-0 F3		0-0 F7		3	1	0	0	2	0	0					
Willie Kirkland, L (1, 9) OBP: 0.282, SLG: 0.466	0-0 1B	0-0 1B		0-0 F5		0-0 6-3		0-0 F7		5	1	3	2	0	0	0					
Frank Howard, R (1, 7) OBP: 0.357, SLG: 0.485	0-3 K	0-0 F9				0-0 1-3		0-0 6-3		5	0	1	0	0	1	4					
Dick Nen, L (1, 3) OBP: 0.368, SLG: 0.393	0-0 1B			0-0 1-3		0-0 3-1		4-0 BB		4	0	3	1	1	0	0					
Don Lock, R (1, 8) OBP: 0.330, SLG: 0.396	0-0 5-3			0-0 1-3		0-0 F9		0-3 K		5	0	0	0	0	2	6					
Don Zimmer, R (1, 5) OBP: 0.305, SLG: 0.295		4-0 2B		0-3 K		0-0 1-3		0-0 F9		3	1	0	0	1	1	1					
Mike Brumley, L (1, 2) OBP: 0.243, SLG: 0.231		0-0 1B		4-0 BB		0-0 HBP		0-0 FC1-6		3	1	3	0	1	0	0					
Buster Narum, R (1, 1) OBP: 0.088, SLG: 0.125 Steve Ridzik, R (6, 1) OBP: 0.167, SLG: 0.250 Ron Kline, R (8, 1)		0-3 K		0-3 K		1-0 HBP		0-0 FC1-6		2	0	0	0	0	2	4					
Inning Stats	R: 2 E: 0 K: 1 S: 7	H: 2 LOB: 1 BB: 1 P: 11	R: 2 E: 0 K: 1 S: 7	H: 2 LOB: 2 BB: 2 P: 15	R: 0 E: 0 K: 2 S: 8	H: 1 LOB: 2 BB: 1 P: 12	R: 0 E: 0 K: 0 S: 3	H: 0 LOB: 0 BB: 0 P: 3	R: 0 E: 0 K: 0 S: 3	H: 0 LOB: 0 BB: 0 P: 3	R: 0 E: 0 K: 1 S: 6	H: 1 LOB: 2 BB: 1 P: 10	R: 0 E: 0 K: 1 S: 4	H: 1 LOB: 1 BB: 0 P: 4	R: 0 E: 0 K: 1 S: 7	H: 2 LOB: 2 BB: 0 P: 7	1B: 7 2B: 3 3B: 0 HR: 0	SF: 1 SAC: 0 DP: 1 HBP: 1	WP: 0 PB: 0 SB: 1 CS: 0	PA: 42	
PITCHER	IP	WLS	BF	H	R	ER	SO	BB	IBB	HBP	BLK	WP	HR	S	P	ERA	WHIP				
Fred Talbot, R (1, 1) ERA: 3.91	1.2		11	3	4	4	2	3	0	0	0	0	0	12	24	21.60	3.600				
Wes Stock, R (2, 1) ERA: 5.1	1.1		7	2	0	0	2	1	0	0	0	0	0	10	14	0.00	2.250				
Jim Dickson, R (4, 1) ERA: 4.17	2.0		6	0	0	0	0	0	0	0	0	0	0	6	6	0.00	0.000				
Jack Aker, R (6, 1) ERA: 1.74	2.0		9	2	0	0	1	1	0	1	0	0	0	9	14	0.00	1.500				
Don Buschhorn, R (8, 1) ERA: 3.6	1.0		4	1	0	0	0	0	0	0	0	0	0	4	4	0.00	1.000				
PITCHER	IP	WLS	BF	H	R	ER	SO	BB	IBB	HBP	BLK	WP	HR	S	P	ERA	WHIP				
John Wyatt, R (9, 1) ERA: 2.65	1.0	W	5	2	0	0	1	0	0	0	0	0	0	7	7	0.00	2.000				

Washington Senators @ Kansas City Athletics
Municipal Stadium, Kansas City, MO
Sat Jul 31 1965, 8:05 PM EDT
Att. 28,002 - Unknown

AB	35
R	4
H	10
RBI	4
BB	5
SO	6
LOB	19



Batter	1	2	3	4	5	6	7	8	9	AB	R	H	RBI	BB	SO	LOB
Bert Campaneris, R (1, 6) OBP: 0.327, SLG: 0.409	0-0 5-3		0-0 FC4		0-0 F2		0-0 F6		0-0 1B	5	1	1	0	0	0	3
Wayne Causey, L (1, 5) OBP: 0.360, SLG: 0.351	0-0 G3			4-0 BB		0-0 2B		0-0 1B	4	1	2	0	1	1	1	1
Dick Green, R (1, 4) OBP: 0.322, SLG: 0.416	0-0 6-3			4-0 1-2		0-0 F9		0-0 1B	3	1	1	1	2	0	1	1
Ken Harrelson, R (1, 3) OBP: 0.362, SLG: 0.498		0-0 5-3		0-3 K		0-3 K		0-0 F9	4	0	0	0	1	2	4	4
Mike Hershberger, R (1, 9) OBP: 0.296, SLG: 0.303		0-0 E6		0-0 F9		0-0 4-3		0-0 1B	5	0	2	2	0	0	3	3
Jim Landis, R (1, 8) OBP: 0.366, SLG: 0.369		0-0 G6-4-3		0-0 F5			0-0 F9	0-0 FC6-4	4	1	0	0	0	0	4	4
Billy Bryan, L (1, 2) OBP: 0.302, SLG: 0.415			0-0 F4		0-0 1-3		4-0 3B	0-0 1B	3	1	1	1	1	0	0	0
John O'Donoghue, R (8, PR) OBP: 0.263, SLG: 0.351									0	0	0	0	0	0	0	0
John Wyatt, R (9, 1)									0	0	0	0	0	0	0	0
Tommie Reynolds, R (1, 7) OBP: 0.320, SLG: 0.285			4-0 FC4-6		4-0 FC3-6		0-0 3B	0-0 L7	2	0	1	1	2	0	1	1
Fred Talbot, R Wes Stock, R Johnny Blanchard, L Jim Dickson, R Santiago Rosario, L Jack Akler, R Jose Tartabull, L Don Buschhorn, R Rene Lacharriere, R			0-0 FC4-6		0-0 FC3-6		0-3 K		0-0 F7	0	0	0	0	0	0	0

BOTTOM

Washington Senators @ Kansas City Athletics
Municipal Stadium, Kansas City, MO
Sat Jul 31 1965, 8:05 PM EDT
Att. 28,002 - Unknown

livebaseballscorecards.com

AB	34
R	5
H	8
RBI	5
BB	7
SO	4
LOB	20



Inning Stats	R: 0	H: 0	E: 0	K: 0	S: 3	R: 0	H: 0	E: 1	K: 0	S: 3	R: 0	H: 0	E: 0	K: 1	S: 5	R: 0	H: 0	E: 0	K: 0	S: 3	R: 0	H: 1	E: 0	K: 1	S: 6	R: 1	H: 1	E: 0	K: 1	S: 6	R: 3	H: 4	E: 0	K: 0	S: 7	R: 1	H: 2	E: 0	K: 1	S: 6	1B: 5	2B: 2	3B: 1	HR: 0	SF: 0	SAC: 0	DP: 1	HBP: 0	WP: 0	PB: 0	SB: 1	CS: 0	PA: 41
--------------	------	------	------	------	------	------	------	------	------	------	------	------	------	------	------	------	------	------	------	------	------	------	------	------	------	------	------	------	------	------	------	------	------	------	------	------	------	------	------	------	-------	-------	-------	-------	-------	--------	-------	--------	-------	-------	-------	-------	--------

PITCHER	IP	WLS	BF	H	R	ER	SO	BB	IBB	HBP	BLK	WP	HR	S	P	ERA	WHIP
Buster Narum, R (1, 1) ERA: 4.41	5.0		19	0	0	0	1	4	0	0	0	0	0	17	33	0.00	0.800
Steve Ridzik, R (6, 1) ERA: 4.82	2.0		11	4	3	3	2	1	0	0	0	0	0	14	18	13.50	2.500
Ron Kline, R (8, 1) ERA: 2.25	1.2	L	11	4	2	2	1	0	2	0	0	0	0	11	19	10.80	2.400

PITCHER	IP	WLS	BF	H	R	ER	SO	BB	IBB	HBP	BLK	WP	HR	S	P	ERA	WHIP
---------	----	-----	----	---	---	----	----	----	-----	-----	-----	----	----	---	---	-----	------

Batter	1	2	3	4	5	6	7	8	9	AB	R	H	RBI	BB	SO	LOB	TOP					
Don Blasingame, L (1, 4) <small>OBP: 0.273, SLG: 0.298</small> Ed Brinkman, R (8, 6) <small>OBP: 0.247, SLG: 0.259</small>	0-0 G3-6 1B		0-0 FC4-6 FC3-5 2B 1B	0-0 F8			0-0 G3		0-0 S 1B	4	1	2	0	0	0	1						
Ken Hamlin, R (1, 6) <small>OBP: 0.366, SLG: 0.397</small> (8, 4)	0-0 G3-6 1-2f		0-0 FC3-5 FC4-6 1-2 2-3f		0-0 4-3		4-0 4-3 BB		0-3 K 1-2	4	0	0	0	1	1	4						
Willie Kirkland, L (1, 9) <small>OBP: 0.276, SLG: 0.456</small>	0-0 4-3		0-0 FC4-6 2B 1-2f 2-3		0-0 F2		0-0 4-3 1-2			4	1	0	0	0	0	3						
Frank Howard, R (1, 7) <small>OBP: 0.356, SLG: 0.486</small> Woodie Held, R (8, 7) <small>OBP: 0.357, SLG: 0.455</small>		0-3 K	0-0 1B 2B 1-H 3-H		0-3 K		0-0 F2			4	1	1	2	0	2	1						
Dick Nen, L (1, 3) <small>OBP: 0.375, SLG: 0.400</small>		0-0 1B 1B	0-0 1B 2-H		0-0 F3		0-0 F7			4	0	2	1	0	0	0						
Don Lock, R (1, 8) <small>OBP: 0.326, SLG: 0.391</small>		0-3 K	0-3 K		0-3 K		0-0 F7			4	0	0	0	0	3	2						
Don Zimmer, R (1, 5) <small>OBP: 0.310, SLG: 0.300</small>		0-0 1B 1B 1-2		0-0 F9		0-0 1B 1B		0-0 5-3		4	0	2	0	0	0	0						
Mike Brumley, L (1, 2) <small>OBP: 0.250, SLG: 0.239</small>	0-0 L8			0-0 1B		0-0 1B		0-0 F8		4	0	2	0	0	0	2						
Pete Richert, L (1, 1) <small>OBP: 0.209, SLG: 0.150</small>			0-0 FC3-5 1B 1B	0-0 F6		0-3 K		0-0 F5		4	0	1	0	0	1	3						
Inning Stats	R: 0 E: 0 K: 0 S: 3	H: 1 LOB: 0 BB: 0 P: 3	R: 0 E: 0 K: 2 S: 9	H: 2 LOB: 2 BB: 0 P: 9	R: 3 E: 0 K: 1 S: 9	H: 4 LOB: 1 BB: 0 P: 9	R: 0 E: 0 K: 0 S: 4	H: 1 LOB: 1 BB: 0 P: 4	R: 0 E: 0 K: 1 S: 5	H: 0 LOB: 0 BB: 0 P: 5	R: 0 E: 0 K: 2 S: 9	H: 2 LOB: 2 BB: 0 P: 9	R: 0 E: 0 K: 0 S: 3	H: 0 LOB: 1 BB: 1 P: 7	R: 0 E: 0 K: 0 S: 3	H: 0 LOB: 0 BB: 0 P: 3	R: 0 E: 0 K: 1 S: 6	H: 1 LOB: 1 BB: 0 P: 6	1B: 10 2B: 1 3B: 0 HR: 0	SF: 0 SAC: 0 DP: 1 HBP: 0	WP: 0 PB: 0 SB: 1 CS: 0	PA: 38
PITCHER Rollie Sheldon, R (1, 1) <small>ERA: 3.7</small> Jim Dickson, R (9, 1) <small>ERA: 4.09</small>	IP WLS BF H R ER SO BB IBB HBP BLK WP HR S P ERA WHIP	IP WLS BF H R ER SO BB IBB HBP BLK WP HR S P ERA WHIP	IP WLS BF H R ER SO BB IBB HBP BLK WP HR S P ERA WHIP	IP WLS BF H R ER SO BB IBB HBP BLK WP HR S P ERA WHIP	IP WLS BF H R ER SO BB IBB HBP BLK WP HR S P ERA WHIP	IP WLS BF H R ER SO BB IBB HBP BLK WP HR S P ERA WHIP	IP WLS BF H R ER SO BB IBB HBP BLK WP HR S P ERA WHIP	IP WLS BF H R ER SO BB IBB HBP BLK WP HR S P ERA WHIP	IP WLS BF H R ER SO BB IBB HBP BLK WP HR S P ERA WHIP	IP WLS BF H R ER SO BB IBB HBP BLK WP HR S P ERA WHIP	IP WLS BF H R ER SO BB IBB HBP BLK WP HR S P ERA WHIP	IP WLS BF H R ER SO BB IBB HBP BLK WP HR S P ERA WHIP	IP WLS BF H R ER SO BB IBB HBP BLK WP HR S P ERA WHIP	IP WLS BF H R ER SO BB IBB HBP BLK WP HR S P ERA WHIP	IP WLS BF H R ER SO BB IBB HBP BLK WP HR S P ERA WHIP	IP WLS BF H R ER SO BB IBB HBP BLK WP HR S P ERA WHIP	IP WLS BF H R ER SO BB IBB HBP BLK WP HR S P ERA WHIP	IP WLS BF H R ER SO BB IBB HBP BLK WP HR S P ERA WHIP				

Washington Senators @ Kansas City Athletics
 Municipal Stadium, Kansas City, MO
 Sun Aug 01 1965, 4:33 AM EDT
 Unknown

AB	37
R	3
H	11
RBI	3
BB	1
SO	7
LOB	16



Batter	1	2	3	4	5	6	7	8	9	AB	R	H	RBI	BB	SO	LOB
Bert Campaneris, R OBP: 0.326, SLG: 0.406 (1, 6)	4-0 SH2-3 BB		0-3 K			0-0 F6		0-0 6-3		3	0	0	0	1	1	0
Wayne Causey, L OBP: 0.362, SLG: 0.354 (1, 5)	0-0 SH2-3 1-2		0-0 1B			0-0 6-3		0-0 HR 1B		3	1	2	0	0	0	0
Dick Green, R OBP: 0.324, SLG: 0.428 (1, 4)	0-0 6-3		0-3 K			0-0 1B		0-0 HR		4	1	2	2	0	1	2
Ken Harrelson, R OBP: 0.357, SLG: 0.491 (1, 3)	0-0 6-3			0-0 F2		0-0 1-3		0-0 F4		4	0	0	0	0	0	2
Mike Hershberger, R OBP: 0.292, SLG: 0.299 (1, 9)		0-0 F8		0-0 6-3			0-0 F4		0-0 6-3	4	0	0	0	0	0	0
Jim Landis, R OBP: 0.368, SLG: 0.368 (1, 8)		4-0 BB BB BB	0-3 K			0-0 1B 1B		0-3 K		3	0	1	0	1	2	0
Tommie Reynolds, R OBP: 0.325, SLG: 0.291 (1, 7)		0-0 F2			0-0 F4		0-0 G6-4-3 1B		0-0 CS 1B	4	0	2	0	0	0	1
Rene Lachemann, R OBP: 0.219, SLG: 0.343 Jose Tartabull, L OBP: 0.318, SLG: 0.263 (1, 2) (9, PH)		0-0 F2			0-0 F9		0-0 G6-4-3 1-2f		0-0 CS	3	0	0	0	0	0	3
Rollie Sheldon, R OBP: 0.121, SLG: 0.065 Ed Charles, R OBP: 0.333, SLG: 0.409 Jim Dickson, L (9, 1)			0-3 K		0-3 K			0-3 K		2	0	0	0	0	2	0

BOTTOM	
Washington Senators @ Kansas City Athletics Municipal Stadium, Kansas City, MO Sun Aug 01 1965, 4:33 AM EDT Unknown	
AB 31 R 2 H 7 RBI 2 BB 2 SO 7 LOB 8	
WP: 0 PA: 35 PB: 0 SB: 0 CS: 1	

Inning Stats	R: 0	H: 0	E: 0	K: 0	S: 3	R: 0	H: 0	E: 0	K: 0	S: 3	R: 0	H: 1	E: 0	K: 3	S: 10	R: 0	H: 0	E: 0	K: 1	S: 5	R: 0	H: 0	E: 0	K: 1	S: 5	R: 0	H: 1	E: 0	K: 0	S: 4	R: 0	H: 2	E: 0	K: 0	S: 4	R: 2	H: 2	E: 0	K: 1	S: 7	R: 0	H: 1	E: 0	K: 1	S: 5	1B: 6	SF: 0	2B: 0	3B: 0	HR: 1	SAC: 1	DP: 1	HBP: 0
PITCHER Pete Richert, L ERA: 2.69 (1, 1)	IP	WLS	BF	H	R	ER	SO	BB	IBB	HBP	BLK	WP	HR	S	P	ERA	WHIP																																				
	9.0	W	34	7	2	2	7	2	0	0	0	0	1	46	54	2.00	1.000																																				



Batter	1	2	3	4	5	6	7	8	9	AB R H RBI BB SO LOB	TOP												
Don Blasingame, L (1, 4) OBP: 0.272, SLG: 0.297	0-0 1B		0-0 F2		0-0 F8		0-0 F6			4 0 1 0 0 0 3													
Ken Hamlin, R (1, 6) OBP: 0.359, SLG: 0.388	0-0 F7		0-0 F3		0-0 6-3		0-3 K			4 0 0 0 0 1 1													
Willie Kirkland, L (1, 9) OBP: 0.276, SLG: 0.451	0-0 F8		0-0 F6		0-0 F8		0-0 1B			4 0 1 0 0 0 0													
Frank Howard, R (1, 7) OBP: 0.355, SLG: 0.486		0-0 6-3	0-0 L7		0-0 1B 2B		0-3 K			4 1 1 0 0 1 1													
Dick Nen, L (1, 3) OBP: 0.395, SLG: 0.464		0-0 HR	0-0 FC6-4 1B		0-0 1B		0-0 F7			4 1 3 2 0 0 1													
Don Lock, R (1, 8) OBP: 0.322, SLG: 0.385		0-3 K	0-0 FC6-4 1-2f		0-0 F8		0-3 K			4 0 0 0 0 2 2													
Don Zimmer, R (1, 5) OBP: 0.309, SLG: 0.294		0-3 K		0-0 L6		0-0 F9		4-0 BB		3 0 0 0 1 1 0													
Ed Brinkman, R (9, PR) OBP: 0.247, SLG: 0.259										0 0 0 0 0 0 0	AB 34												
Doug Camilli, R (1, 2) OBP: 0.265, SLG: 0.299			4-0 BB		0-0 2B		0-0 1B			1 0 1 0 1 0 0	R 2												
Mike Brumley, L (7, PH) OBP: 0.253, SLG: 0.243										2 0 1 0 0 0 1	H 8												
Phil Ortega, R (1, 1) OBP: 0.321, SLG: 0.277			0-3 K		0-3 K		0-3 K			2 0 0 0 0 2 2	RBI 2												
Jim King, L (7, PH) OBP: 0.314, SLG: 0.395										1 0 0 0 0 1 1	BB 2												
Marshall Bridges, S (7, 1) OBP: 0.200, SLG: 0.600										0 0 0 0 0 0 0	SO 8												
Joe Cunningham, L (9, PH) OBP: 0.373, SLG: 0.315										1 0 0 0 0 0 1	LOB 13												
Inning Stats	R: 0 E: 0 K: 0 S: 3	H: 1 LOB: 0 BB: 0 P: 3	R: 1 E: 0 K: 2 S: 8	H: 1 LOB: 0 BB: 0 P: 8	R: 0 E: 0 K: 1 S: 5	H: 0 LOB: 1 BB: 1 P: 9	R: 0 E: 0 K: 0 S: 4	H: 1 LOB: 1 BB: 0 P: 4	R: 0 E: 0 K: 1 S: 6	H: 1 LOB: 1 BB: 0 P: 6	R: 1 E: 0 K: 0 S: 5	H: 2 LOB: 1 BB: 0 P: 5	R: 0 E: 0 K: 1 S: 6	H: 1 LOB: 1 BB: 0 P: 6	R: 0 E: 0 K: 2 S: 8	H: 1 LOB: 1 BB: 0 P: 8	R: 0 E: 0 K: 1 S: 5	H: 0 LOB: 1 BB: 1 P: 9	1B: 5 2B: 2 3B: 0 HR: 1	SF: 0 SAC: 0 DP: 0 HBP: 0	WP: 0 PB: 0 SB: 0 CS: 0	PA: 36	
PITCHER	IP WLS BF H R ER SO BB IBB HBP BLK WP HR S P ERA WHIP																					PITCHER	IP WLS BF H R ER SO BB IBB HBP BLK WP HR S P ERA WHIP
Catfish Hunter, R (1, 1) ERA: 5.0	6.0 W 24 6 2 2 4 1 0 0 0 0 1 31 35 3.00 1.167																						
Wes Stock, R (7, 1) ERA: 5.03	1.0 4 1 0 0 1 0 0 0 0 0 0 6 6 0.00 1.000																						
John Wyatt, R (8, 1) ERA: 2.55	2.0 S 8 1 0 0 3 1 0 0 0 0 0 13 17 0.00 1.000																						

Washington Senators @ Kansas City Athletics
Municipal Stadium, Kansas City, MO
Sun Aug 01 1965, 4:38 AM EDT
Att: 10,758 - Unknown

livebaseballscorecards.com



Batter	1	2	3	4	5	6	7	8	9
Bert Campaneris, R OBP: 0.327, SLG: 0.405 (1, 6)	0-0 F3 1B		0-0 F4 1B		0-0 F8 1B	0-0 F9 1B		0-0 1-3 1B	
Jose Tartabull, L OBP: 0.370, SLG: 0.435 (1, 8)	0-0 HR		0-0 F4 1-2		4-0 1B BB		0-0 FC3-6 1B	0-0 4-3	
Wayne Causey, L OBP: 0.358, SLG: 0.350 (1, 5)	0-0 F8			0-0 L9	0-0 F8		0-0 FC3-6 1-2f BB		
Ken Harrelson, R OBP: 0.359, SLG: 0.495 (1, 3)	0-0 6-3			0-0 2B	0-0 1B		0-0 L5		
Dick Green, R OBP: 0.326, SLG: 0.431 (1, 4)		0-0 6-3		0-0 BB 2B	0-3 K		4-0 1-2 BB		
Mike Hershberger, R OBP: 0.294, SLG: 0.297 (1, 9)		4-0 BB		4-0 BB BB		0-0 5-3	0-0 F4		
Billy Bryan, L OBP: 0.305, SLG: 0.417 (1, 2)		0-3 K		0-3 K		0-0 WP 1B		0-0 FC3-6 1B	
Diego Segui, R OBP: 0.237, SLG: 0.270 (8, PR)									
Rene Lachemann, R OBP: 0.219, SLG: 0.343 (9, 2)									
Tommie Reynolds, R OBP: 0.323, SLG: 0.285 (1, 7)		0-0 F4		4-0 1-2 2-3 BB		0-0 F6 1-2		0-0 F9	
Catfish Hunter, R OBP: 0.067, SLG: 0.067 (1, 1)			0-3 K	0-0 3-1		0-0 2-H 1B		0-0 FC3-6 1-2f 1B	
Santiago Rosario, L OBP: 0.364, SLG: 0.552 (6, PH)									
Wes Stock, R (7, 1)									
John Wyatt, R (8, 1)									

Inning Stats	R: 1	H: 1	E: 0	K: 0	S: 4	R: 0	H: 0	E: 0	K: 1	S: 5	R: 0	H: 1	E: 0	K: 1	S: 5	R: 1	H: 2	E: 0	K: 1	S: 7	R: 0	H: 1	E: 0	K: 1	S: 6	R: 1	H: 2	E: 0	K: 0	S: 5	R: 0	H: 1	E: 0	K: 0	S: 4	R: 0	H: 2	E: 0	K: 0	S: 5
	LOB: 0	BB: 0	P: 4	LOB: 1	BB: 1	P: 9	LOB: 0	BB: 0	P: 5	LOB: 3	BB: 2	P: 15	LOB: 2	BB: 1	P: 10	LOB: 1	BB: 1	P: 5	LOB: 2	BB: 0	P: 5	LOB: 2	BB: 2	P: 5	LOB: 2	BB: 1	P: 8	LOB: 2	BB: 0	P: 5	LOB: 0	BB: 0	P: 5	LOB: 0	BB: 0	P: 5	LOB: 0	BB: 0	P: 5	


PITCHER	IP	WLS	BF	H	R	ER	SO	BB	IBB	HBP	BLK	WP	HR	S	P	ERA	WHIP
Phil Ortega, R ERA: 3.98 (1, 1)	6.0	L	28	7	3	3	4	4	0	0	0	1	1	32	48	4.50	1.833
Marshall Bridges, L ERA: 2.1 (7, 1)	2.0		10	3	0	0	0	1	0	0	0	0	0	9	13	0.00	2.000

BOTTOM

Washington Senators @ Kansas City Athletics
Municipal Stadium, Kansas City, MO

Sun Aug 01 1965, 4:38 AM EDT
Att. 10,758 - Unknown

AB	33
R	3
H	10
RBI	3
BB	5
SO	4
LOB	21



1B	2B	3B	HR	SF	SAC	DP	HBP	WP	HR	S	P	ERA	WHIP
7	2	0	1	0	0	0	0	1	1	3			
0	0	0	0	0	0	0	0	0	0	0	0		
1	0	0	0	0	0	0	0	1	0	0	0		
1B	7	SF	0	0	0	0	0	WP	1	PA	38		
2B	2	SAC	0	0	0	0	0	PB	0				
3B	0	DP	0	0	0	0	0	SB	0				
HR	1	HBP	0	0	0	0	0	CS	0				

Batter	1	2	3	4	5	6	7	8	9	AB R H RBI BB SO LOB	TOP											
Don Blasingame, L <small>(1, 4) OBP: 0.278, SLG: 0.303</small>	0-0 6-3		0-0 1B 2-3 1B		0-0 1B 1B		0-0 1B G6-4-3		0-0 1-3	5 1 3 0 0 0 1	<p>Washington Senators @ Minnesota Twins Metropolitan Stadium, Bloomington, MI</p> <p>Tue Aug 03 1965, 8:05 PM EDT Unknown - 80 F</p>											
Ken Hamlin, R <small>(1, 6) OBP: 0.362, SLG: 0.390</small>	0-3 K		0-0 1B 1-3 1B 3-H		0-0 1B P6-4 1B 1-3 1B		0-0 G6-4-3 1-2f			4 0 2 1 0 1 1												
Willie Kirkland, L <small>(1, 9) OBP: 0.280, SLG: 0.452</small>	0-0 1B FC5-4		0-3 K		0-0 1B 1-2 1B 3-H			0-0 1-3		4 0 2 1 0 1 1												
Frank Howard, R <small>(1, 7) OBP: 0.354, SLG: 0.492</small>	0-0 FC5-4 1-2f			0-0 6-3	0-3 K			0-0 HR		4 1 1 1 0 1 3												
Dick Nen, L <small>(1, 3) OBP: 0.392, SLG: 0.458</small>		0-0 1B G5-4-3		0-0 4-3	0-0 P6-4 2-3f			0-0 F3		3 0 1 0 0 0 2												
Ken McMullen, R <small>(8, PH) OBP: 0.301, SLG: 0.416</small>										1 0 0 0 0 0 0												
Don Lock, R <small>(1, 8) OBP: 0.322, SLG: 0.381</small>		0-0 G5-4-3 1-2f		4-0 1B BB		0-0 L7		0-3 K		3 0 0 0 1 1 1												
Don Zimmer, R <small>(1, 5) OBP: 0.307, SLG: 0.293</small>		0-3 K		0-0 WP 1-3 1B		0-0 6-3		0-0 F8		4 0 1 0 0 1 0												
Mike Brumley, L <small>(1, 2) OBP: 0.260, SLG: 0.252</small>			0-0 1B 2B	4-0 1-2 IBB		0-0 F9		0-0 5-3		3 1 1 0 1 0 0												
Bennie Daniels, L <small>(1, 1) OBP: 0.226, SLG: 0.143</small>			0-0 1-4	0-3 K			0-0 4-3		0-0 1B	2 0 0 0 0 0 1 4												
Joe Cunningham, L <small>(7, PH) OBP: 0.371, SLG: 0.313</small>										1 0 0 0 0 0 0 0												
Steve Rodzik, R <small>(7, 1) OBP: 0.197, SLG: 0.250</small>										0 0 0 0 0 0 0 0												
Marshall Bridges, S <small>(7, 1) OBP: 0.290, SLG: 0.600</small>										0 0 0 0 0 0 0 0												
Jim King, L <small>(9, PH) OBP: 0.317, SLG: 0.399</small>										1 0 1 0 0 0 0 0												
Ed Brinkman, R <small>(9, PR) OBP: 0.247, SLG: 0.289</small>										0 0 0 0 0 0 0 0												
Inning Stats	R: 0 E: 0 K: 1 S: 6	H: 1 LOB: 1 BB: 0 P: 6	R: 0 E: 0 K: 1 S: 5	H: 1 LOB: 0 BB: 0 P: 5	R: 1 E: 0 K: 1 S: 7	H: 3 LOB: 1 BB: 0 P: 7	R: 0 E: 0 K: 1 S: 6	H: 1 LOB: 3 BB: 2 P: 14	R: 1 E: 0 K: 1 S: 7	H: 3 LOB: 1 BB: 0 P: 7	R: 0 E: 0 K: 0 S: 3	H: 0 LOB: 0 BB: 0 P: 3	R: 0 E: 0 K: 0 S: 3	H: 1 LOB: 0 BB: 0 P: 3	R: 1 E: 0 K: 1 S: 6	H: 1 LOB: 0 BB: 0 P: 6	R: 0 E: 0 K: 0 S: 4	H: 1 LOB: 1 BB: 0 P: 4	1B: 10 2B: 2 3B: 0 HR: 1	SF: 0 SAC: 0 DP: 3 HBP: 0	WP: 1 PB: 0 SB: 0 CS: 0	PA: 37
PITCHER	IP WLS BF H R ER SO BB IBB HBP BLK WP HR S P ERA WHIP																					
Mudcat Grant, R <small>(1, 1) ERA: 3.56</small>	7.1 W 31 11 3 3 5 1 1 0 0 1 1 39 47 3.68 1.636																					
Bill Pleis, L <small>(8, 1) ERA: 2.72</small>	0.1 1 0 0 0 0 0 0 0 0 0 0 1 1 0.00 0.000																					
Al Worthington, R <small>(8, 1) ERA: 2.05</small>	1.1 S 5 1 0 0 1 0 0 0 0 0 0 7 7 0.00 0.750																					

Washington Senators @ Minnesota Twins
Metropolitan Stadium, Bloomington, MI

AB 35
R 3
H 12
RBI 3
BB 2
SO 6
LOB 13



Batter	1	2	3	4	5	6	7	8	9
Zoilo Versalles, R OBP: 0.281, SLG: 0.406 (1, 6)	0-0 5-3		0-0 6-3	0-0 4-3			0-0 E5		
Sandy Valdespino, L OBP: 0.338, SLG: 0.331 Joe Nossek, R OBP: 0.259, SLG: 0.304 (7, PH) (8, 8)	0-0 E 1B		0-0 1B 2B		0-0 1-3		0-0 P4		
Tony Oliva, L OBP: 0.353, SLG: 0.489 (1, 8) (8, 9)	0-0 F8		0-0 2-H 1B		0-0 L9		0-0 6-3		
Bob Allison, R OBP: 0.372, SLG: 0.472 (1, 7)	0-0 E5 1-3		0-0 1-3		0-0 1-3			0-3 K	
Don Mincher, L OBP: 0.328, SLG: 0.584 (1, 3)	0-0 P6			0-0 HR		4-0 BB CS		0-3 K	
Earl Battey, R OBP: 0.394, SLG: 0.438 (1, 2)		0-0 4-3		0-0 P3		4-0 BB G5-4-3		0-0 F8	
Rich Rollins, R OBP: 0.306, SLG: 0.342 (1, 5)		0-0 F5		0-0 F7		0-0 BB G5-4-3			
Frank Quilici, R OBP: 0.310, SLG: 0.277 (1, 4)		0-0 5-3		0-0 2B 1B			0-0 FC3-6 1B		
Mudcat Grant, R OBP: 0.250, SLG: 0.246 Bill Pleis, L Al Worthington, R OBP: 0.125, SLG: 0.125 (1, 1) (8, 1) (8, 1)			0-0 F9	0-0 1-H 2B			0-0 FC3-6 E		

AB	R	H	RBI	BB	SO	LOB
4	0	0	0	0	0	1
3	1	2	0	0	0	0
1	0	0	0	0	0	1
4	0	1	1	0	0	2
4	0	0	0	0	1	2
3	1	1	1	1	1	2
3	0	0	0	1	0	0
3	0	0	0	0	0	1
3	1	2	0	0	0	0
3	1	1	1	0	0	1
0	0	0	0	0	0	0
0	0	0	0	0	0	0

BOTTOM

Washington Senators @ Minnesota Twins
Metropolitan Stadium, Bloomington, MI
Tue Aug 03 1965, 8:05 PM EDT
Unknown - 80 F

livebaseballscores.com

AB	31
R	4
H	7
RBI	3
BB	2
SO	2
LOB	10



1B: 4	SF: 0
2B: 2	SAC: 0
3B: 0	DP: 1
HR: 1	HBP: 0

WP: 0	PA: 33
PB: 0	
SB: 0	
CS: 1	

Inning Stats		R: 0	H: 1	E: 1	K: 0	S: 5	L: 25	H: 6	R: 3	ER: 3	SO: 0	BB: 2	IBB: 0	HBP: 0	BLK: 0	WP: 0	HR: 1	S: 23	P: 31	ERA: 4.58	WHIP: 1.333
PITCHER		IP	WLS	BF	H	R	ER	SO	BB	IBB	HBP	BLK	WP	HR	S	P	ERA	WHIP			
Bennie Daniels, R ERA: 4.58		(1, 1)	6.0	L	25	6	3	3	0	0	0	2	0	0	0	0	4.50	1.333			
Steve Ridzik, R ERA: 4.8		(7, 1)	0.1		3	1	1	0	0	0	0	0	0	0	3	3	0.00	3.000			
Marshall Bridges, L ERA: 2.0		(7, 1)	1.2		5	0	0	0	2	0	0	0	0	0	9	9	0.00	0.000			

Batter	1	2	3	4	5	6	7	8	9	AB	R	H	RBI	BB	SO	LOB	TOP										
Don Blasingame, L (1, 4) <small>OBP: 0.277, SLG: 0.299</small> Ed Brinkman, R (8, 6) <small>OBP: 0.247, SLG: 0.259</small>	0-3 K		4-0 2B BB	0-3 K		0-0 4-3		0-0 4-3		4	1	0	0	1	2	1											
Ken Hamlin, R (1, 6) <small>OBP: 0.362, SLG: 0.396</small>	0-0 1-3		0-0 BB 1-H 2B	0-0 F9		0-0 1B		0-0 F9		5	0	2	1	0	0	1											
Willie Kirkland, L (1, 8) <small>OBP: 0.281, SLG: 0.450</small> Don Lock, R (5, PR) <small>OBP: 0.320, SLG: 0.379</small>	0-0 F2		0-0 F7		0-0 2-3 1B 2B 1B	0-0 F2		0-0 L7		3	0	1	0	0	0	1											
Frank Howard, R (1, 7) <small>OBP: 0.354, SLG: 0.497</small> Woodie Held, R (9, 7) <small>OBP: 0.357, SLG: 0.455</small>		0-0 HR	4-0 BB BB	0-0 K		0-0 F7		0-0 2-3		4	1	1	1	1	1	2											
Dick Nen, L (1, 3) <small>OBP: 0.398, SLG: 0.453</small>		4-0 2B BB	0-3 K		0-0 2-3 2B 1B		0-0 G3			3	1	1	0	1	1	2											
Jim King, L (1, 9) <small>OBP: 0.316, SLG: 0.392</small>		0-3 K	4-0 1-2 2-3 BB		0-0 2-3 1B		0-0 F9			3	0	0	0	1	1	3											
Don Zimmer, R (1, 5) <small>OBP: 0.306, SLG: 0.298</small>		0-0 F5	0-0 F9		0-0 2B		0-0 F7			4	0	1	2	0	0	4											
Doug Camilli, R (1, 2) <small>OBP: 0.270, SLG: 0.306</small>		0-0 1-3 2B		0-3 K		4-0 IBB		0-3 K		3	0	1	0	1	2	0											
Mike McCormick, L (1, 1) <small>OBP: 0.194, SLG: 0.033</small>		0-0 F7		4-0 BB		0-0 F9		0-0 6-3		3	0	0	0	1	0	4											
Inning Stats	R: 0 E: 0 K: 1 S: 5	H: 0 LOB: 0 BB: 0 P: 5	R: 1 E: 0 K: 1 S: 7	H: 2 LOB: 2 BB: 1 P: 11	R: 1 E: 0 K: 1 S: 6	H: 1 LOB: 3 BB: 3 P: 18	R: 0 E: 0 K: 2 S: 7	H: 0 LOB: 1 BB: 1 P: 11	R: 2 E: 0 K: 1 S: 8	H: 3 LOB: 2 BB: 1 P: 12	R: 0 E: 0 K: 0 S: 4	H: 1 LOB: 1 BB: 0 P: 4	R: 0 E: 0 K: 0 S: 3	H: 0 LOB: 0 BB: 0 P: 3	R: 0 E: 0 K: 1 S: 5	H: 0 LOB: 0 BB: 0 P: 5	R: 0 E: 0 K: 0 S: 3	H: 0 LOB: 0 BB: 0 P: 3	1B: 3 2B: 3 3B: 0 HR: 1	SF: 0 SAC: 0 DP: 0 HBP: 0	WP: 0 PB: 0 SB: 0 CS: 0	PA: 40					
PITCHER	IP	WLS	BF	H	R	ER	SO	BB	IBB	HBP	BLK	WP	HR	S	P	ERA	WHIP										
Dwight Siebler, R (1, 1) <small>ERA: 5.91</small>	2.1		13	3	2	2	2	3	0	0	0	0	1	14	26	7.71	2.571										
Mel Nelson, L (3, 1) <small>ERA: 4.66</small>	4.2	L	21	4	2	2	4	2	1	0	0	0	0	26	38	3.86	1.286										
Johnny Klippstein, R (8, 1) <small>ERA: 3.11</small>	2.0		6	0	0	0	1	0	0	0	0	0	0	8	8	0.00	0.000										

Washington Senators @ Minnesota Twins
Metropolitan Stadium, Bloomington, MI

Tue Aug 03 1965, 8:05 PM EDT
Att. 22,051 - Unknown - 80 F

AB	34
R	4
H	7
RBI	4
BB	6
SO	7
LOB	19



Batter	1	2	3	4	5	6	7	8	9	AB	R	H	RBI	BB	SO	LOB
Zoilo Versalles, R OBP: 0.281, SLG: 0.412 (1, 6)	0-0 5-3 1B		0-0 HR	0-0 F8			0-0 L8			4	1	1	2	0	0	3
Frank Quilici, R OBP: 0.307, SLG: 0.275 (1, 4)	0-0 1B		0-0 F7		0-0 F7			0-0 6-3		4	0	1	0	0	0	0
Tony Oliva, L OBP: 0.352, SLG: 0.486 (1, 9)	0-0 F6		4-0 FC6-4 BB		0-3 K			0-0 F8		3	0	0	0	1	1	1
Bob Allison, R OBP: 0.367, SLG: 0.465 (1, 7)	0-0 F9		0-0 FC6-4		0-0 F8			0-0 6-3		4	0	0	0	0	0	2
Rich Rollins, R OBP: 0.306, SLG: 0.344 (1, 5)		0-3 K		0-0 F9		0-0 5-3		0-0 2B		4	0	1	0	0	1	0
Don Mincher, L OBP: 0.321, SLG: 0.570 (1, 3)		0-3 K		0-3 K		0-3 K		0-0 F8		4	0	0	0	0	3	1
Joe Nossek, R OBP: 0.259, SLG: 0.311 (1, 8)		0-0 6-3		0-0 1B 2B		0-0 6-3		0-0 1-3		4	0	1	0	0	0	1
Jerry Zimmerman, R OBP: 0.257, SLG: 0.258 Earl Battey, R OBP: 0.391, SLG: 0.434 (7, PH) (8, 2)			0-0 HR 1B	4-0 1B IBB			0-0 F9		0-0 F8	1	1	1	0	1	0	0
Dwight Siebler, R Mel Nelson, R Sandy Valdespino, L Johnny Klippstein, R (1, 1) (3, 1) (7, PH) (8, 1)			0-3 K	0-0 1-2 2-3 1B			0-0 3-1			2	0	0	0	0	0	1

Inning Stats	R: 0	H: 1	E: 0	K: 0	S: 4	LOB: 1	BB: 0	P: 4	R: 0	H: 0	E: 0	K: 2	S: 7	LOB: 0	BB: 0	P: 7	R: 2	H: 2	E: 0	K: 1	S: 7	LOB: 1	BB: 1	P: 11	R: 0	H: 2	E: 0	K: 1	S: 7	LOB: 3	BB: 1	P: 11	R: 0	H: 0	E: 0	K: 1	S: 5	LOB: 0	BB: 0	P: 5	R: 0	H: 0	E: 0	K: 1	S: 5	LOB: 0	BB: 0	P: 5	R: 0	H: 0	E: 0	K: 0	S: 3	LOB: 0	BB: 0	P: 3	R: 0	H: 0	E: 0	K: 0	S: 3	LOB: 0	BB: 0	P: 3	R: 0	H: 1	E: 0	K: 0	S: 4	LOB: 1	BB: 0	P: 4	1B: 3	2B: 2	3B: 0	HR: 1	SF: 0	SAC: 0	DP: 0	HBP: 0	WP: 0	PB: 0	SB: 0	CS: 0	PA: 35
PITCHER Mike McCormick, L ERA: 2.83 (1, 1)	IP	WLS	BF	H	R	ER	SO	BB	IBB	HBP	BLK	WP	HR	S	P	ERA	WHIP																																																																				

Washington Senators @ Minnesota Twins
Metropolitan Stadium, Bloomington, MI
 Tue Aug 03 1965, 8:05 PM EDT
 Att: 22,051 - Unknown - 80 F

AB	33
R	2
H	6
RBI	2
BB	2
SO	6
LOB	10



Batter	1	2	3	4	5	6	7	8	9	AB R H RBI BB SO LOB	TOP		
Don Blasingame, L (1, 4) <small>OBP: 0.276, SLG: 0.298</small> Ed Brinkman, R (7, 6) <small>OBP: 0.246, SLG: 0.259</small>	0-0 F5		0-0 L9		0-0 SF8 2B 1B		0-0 F9		0-0 F5	4 1 1 0 0 0 0 1 0 0 0 0 0 0			
Ken Hamlin, R (1, 6) <small>OBP: 0.356, SLG: 0.390</small> (7, 4)	0-0 P4		0-0 G3		0-0 SF8		0-0 F3			3 0 0 1 0 0 0			
Jim King, L (1, 9) <small>OBP: 0.324, SLG: 0.413</small>	0-0 4-3			0-0 SF7 3B	0-0 2B		4-0 BB			3 1 2 1 1 0 0			
Dick Nen, L (1, 3) <small>OBP: 0.379, SLG: 0.436</small>		0-0 G3		0-0 SF7	0-0 4-3		0-0 1-3			3 0 0 1 0 0 2			
Ken McMullen, R (1, 7) <small>OBP: 0.301, SLG: 0.414</small> (8, 5)		0-0 BB 1B		0-0 1-3		0-0 5-3		0-3 K		4 0 1 0 0 1 0			
Don Zimmer, R (1, 5) <small>OBP: 0.305, SLG: 0.297</small> Woodie Held, R (8, 7) <small>OBP: 0.357, SLG: 0.455</small>		0-3 K		0-0 1B		0-0 E6 1B 1B		0-3 K		4 0 1 0 0 2 1 0 0 0 0 0 0 0			
Don Lock, R (1, 8) <small>OBP: 0.322, SLG: 0.378</small>		4-0 1-2 BB		0-3 K		0-0 1B 1B		0-3 K		3 0 1 0 1 2 1			
Mike Brumley, L (1, 2) <small>OBP: 0.266, SLG: 0.259</small>	0-0 G3				0-0 1B SF8 SH3-4 1B	0-0 1-2 1B		0-3 K		4 1 2 0 0 1 2			
Buster Narum, R (1, 1) <small>OBP: 0.083, SLG: 0.118</small> Howie Koplitz, R (6, 1) <small>OBP: 0.115, SLG: 0.115</small> Marshall Bridges, S (9, 1) <small>OBP: 0.200, SLG: 0.600</small>			0-0 P6		0-0 SH3-4	0-3 K		0-3 K		2 0 0 0 0 1 2 1 0 0 0 0 1 0 0 0 0 0 0 0 0			
Inning Stats	R: 0 H: 0 E: 0 LOB: 0 K: 0 BB: 0 S: 3 P: 3	R: 0 H: 1 E: 0 LOB: 2 K: 1 BB: 1 S: 6 P: 10	R: 0 H: 0 E: 0 LOB: 0 K: 0 BB: 0 S: 3 P: 3	R: 1 H: 2 E: 0 LOB: 1 K: 1 BB: 0 S: 7 P: 7	R: 2 H: 3 E: 0 LOB: 1 K: 0 BB: 0 S: 6 P: 6	R: 0 H: 2 E: 1 LOB: 2 K: 1 BB: 0 S: 7 P: 7	R: 0 H: 0 E: 0 LOB: 1 K: 0 BB: 1 S: 3 P: 7	R: 0 H: 0 E: 0 LOB: 0 K: 3 BB: 0 S: 9 P: 9	R: 0 H: 0 E: 0 LOB: 0 K: 2 BB: 0 S: 7 P: 7	1B: 6 SF: 2 2B: 1 SAC: 1 3B: 1 DP: 0 HR: 0 HBP: 0	WP: 0 PA: 37 PB: 0 SB: 0 CS: 0		
PITCHER	IP WLS BF H R ER SO BB IBB HBP BLK WP HR S P ERA WHIP											PITCHER	IP WLS BF H R ER SO BB IBB HBP BLK WP HR S P ERA WHIP
Jim Perry, R (1, 1) <small>ERA: 2.58</small> Bill Pleis, L <small>ERA: 2.7</small> Garry Roggenburk, L <small>ERA: 1.32</small> Dick Stigman, L (7, 1) <small>ERA: 5.03</small>	4.2 0 21 6 3 3 2 1 0 0 0 0 0 0 24 28 5.79 1.500												

Washington Senators @ Minnesota Twins
 Metropolitan Stadium, Bloomington, MI
 Wed Aug 04 1965, 8:05 PM EDT
 Att. 15,812 - Unknown - 78 F

AB	32
R	3
H	8
RBI	3
BB	2
SO	8
LOB	8



Batter	1	2	3	4	5	6	7	8	9	AB	R	H	RBI	BB	SO	LOB
Zoilo Versalles, R (1, 6) OBP: 0.282, SLG: 0.409	0-0 F3		0-3 K		4-0 1B BB	0-0 P5			4-0 1B BB	3	1	0	0	2	1	4
Tony Oliva, L (1, 9) OBP: 0.353, SLG: 0.485	0-0 1-3			0-0 F5	0-0 1B			0-0 F8	0-0 1B 1B	5	0	2	0	0	0	0
Jimmie Hall, L (1, 8) OBP: 0.355, SLG: 0.522	0-0 L9			0-0 E 1B	0-0 3-1			0-3 K	0-0 1B	5	1	2	1	0	1	3
Bob Allison, R (1, 7) OBP: 0.366, SLG: 0.473		0-0 F8		0-0 F8		0-0 HR		0-3 K		4	1	1	1	0	1	1
Don Mincher, L (1, 3) OBP: 0.324, SLG: 0.571		0-0 5-3		0-0 E4 2B		4-0 FC1-5 SH5-3 BB		0-0 4-3		3	0	1	1	1	0	0
Earl Battey, R (1, 2) OBP: 0.387, SLG: 0.429		0-0 F3		0-0 6-3		0-0 SH5-3		0-0 1-3		3	0	0	0	0	0	1
Rich Rollins, R (1, 5) OBP: 0.311, SLG: 0.346			0-0 F1		0-0 FC5-4 1B	1-0 WP FC1-5 HBP		4-0 BB		2	0	1	0	1	0	0
Frank Quilici, R (1, 4) OBP: 0.291, SLG: 0.260			0-0 F7		0-0 F3	0-0 FC1-5 WP		0-0 F4		4	0	0	0	0	0	4
Jim Perry, S (1, 1) Bill Pleis, L (5, 1) Sandy Valdespino, L (5, PH) Garry Roggenburk, R (6, 1) Joe Nossek, R (6, PH) Dick Stigman, R (7, 1) Jerry Kindall, R (9, PH)			0-0 1B		0-0 FC5-4 1B BB	4-0 1-2 2-3 BB			0-0 HR	1	0	1	0	0	0	0

Inning Stats	R: 0	H: 0	E: 0	K: 0	S: 3	LOB: 0	BB: 0	P: 3	R: 0	H: 0	E: 0	K: 0	S: 3	LOB: 0	BB: 0	P: 3	R: 0	H: 1	E: 0	K: 1	S: 6	LOB: 1	BB: 0	P: 6	R: 1	H: 2	E: 1	K: 0	S: 5	LOB: 1	BB: 0	P: 5	R: 0	H: 2	E: 0	K: 0	S: 5	LOB: 3	BB: 1	P: 9	R: 1	H: 1	E: 0	K: 0	S: 4	LOB: 3	BB: 2	P: 13	R: 0	H: 0	E: 0	K: 2	S: 7	LOB: 0	BB: 0	P: 7	R: 0	H: 0	E: 0	K: 0	S: 3	LOB: 1	BB: 1	P: 7	R: 2	H: 3	E: 0	K: 0	S: 3	LOB: 2	BB: 1	P: 7	1B: 6	SF: 0	2B: 1	SAC: 1	3B: 0	DP: 0	HR: 2	HBP: 1	WP: 1	PA: 39
--------------	------	------	------	------	------	--------	-------	------	------	------	------	------	------	--------	-------	------	------	------	------	------	------	--------	-------	------	------	------	------	------	------	--------	-------	------	------	------	------	------	------	--------	-------	------	------	------	------	------	------	--------	-------	-------	------	------	------	------	------	--------	-------	------	------	------	------	------	------	--------	-------	------	------	------	------	------	------	--------	-------	------	-------	-------	-------	--------	-------	-------	-------	--------	-------	--------

PITCHER	IP	WLS	BF	H	R	ER	SO	BB	IBB	HBP	BLK	WP	HR	S	P	ERA	WHIP
Buster Narum, R (1, 1) ERA: 4.36	5.1		25	6	2	2	1	2	0	1	0	0	1	24	33	3.38	1.500
Howie Kopplitz, R (6, 1) ERA: 4.86	2.2	L	12	1	2	2	2	3	0	0	0	1	1	13	25	6.75	1.500
Marshall Bridges, L (9, 1) ERA: 2.0	0.0		2	2	0	0	0	0	0	0	0	0	0	2	2	∞	∞

BOTTOM

Washington Senators @ Minnesota Twins
 Metropolitan Stadium, Bloomington, MI
 Wed Aug 04 1965, 8:05 PM EDT
 Att: 15,812 - Unknown - 78 F

livebaseballscorecards.com

AB	32
R	4
H	9
RBI	4
BB	5
SO	3
LOB	14



Batter	1	2	3	4	5	6	7	8	9	AB R H RBI BB SO LOB	TOP											
Joe Cunningham, L (1, 3) OBP: 0.374, SLG: 0.325	0-0 5-3		0-0 5-3			0-0 HR	0-0 2B			4 1 2 1 0 0 0												
Ken Hamlin, R (1, 4) OBP: 0.363, SLG: 0.412	0-0 1B			0-0 HR		0-0 1B	0-3 K			4 2 3 1 0 1 1												
Woodie Held, R (1, 9) (8, 8) OBP: 0.355, SLG: 0.466	0-0 P4			0-0 4-3		0-0 HR		0-0 F9		4 1 1 3 0 0 1												
Frank Howard, R (1, 7) OBP: 0.356, SLG: 0.499	0-3 K			0-0 2B		0-0 6-3		4-0 BB		3 0 1 0 1 1 1												
Don Lock, R (1, 8) OBP: 0.319, SLG: 0.375		0-3 K		0-0 E5		0-3 K		0-0 F9		3 0 0 0 0 2 1												
Jim King, L (8, PH) (8, 9) OBP: 0.323, SLG: 0.411				G5-4-3						1 0 0 0 0 0 1												
Don Zimmer, R (1, 5) OBP: 0.298, SLG: 0.290		0-3 K		G5-4-3		0-3 K		0-0 FC6-4		4 0 0 0 0 2 3												
Doug Camilli, R (1, 2) OBP: 0.266, SLG: 0.301			0-0 4-3		0-3 K		0-0 L3		0-0 L4	3 0 0 0 0 1 0												
Mike Brumley, L (9, PH) OBP: 0.284, SLG: 0.257										1 0 0 0 0 0 0	AB 35											
Ed Brinkman, R (1, 6) OBP: 0.247, SLG: 0.263			0-3 K		0-0 4-3		0-0 2B		0-3 K	3 1 1 0 0 1 0	R 5											
Willie Kirkland, L (9, PH) OBP: 0.280, SLG: 0.448										1 0 0 0 0 1 0	H 8											
Pete Richert, L (1, 1) OBP: 0.209, SLG: 0.150		0-0 6-3			0-0 4-3		0-0 3-1		0-0 F7	0 0 0 0 0 0 0	RBI 5											
Steve Rizzik, R (2, 1) OBP: 0.154, SLG: 0.231										1 0 0 0 0 0 0	BB 1											
Ryne Duren, R (4, 1)										0 0 0 0 0 0 0	SO 9											
Don Blasingame, L (5, PH) OBP: 0.275, SLG: 0.297										0 0 0 0 0 0 0	LOB 9											
Frank Kreutzer, R (5, 1) OBP: 0.290, SLG: 0.444										1 0 0 0 0 0 1												
Ken McMillen, R (7, PH) OBP: 0.300, SLG: 0.413										0 0 0 0 0 0 0												
Ron Kline, R (7, 1)										1 0 0 0 0 0 0												
Dick Nen, L (9, PH) OBP: 0.375, SLG: 0.430										1 0 0 0 0 0 0												
Inning Stats	R: 0 E: 0 K: 1 S: 6	H: 1 LOB: 1 BB: 0 P: 6	R: 0 E: 0 K: 2 S: 7	H: 0 LOB: 0 BB: 0 P: 7	R: 0 E: 0 K: 1 S: 5	H: 0 LOB: 0 BB: 0 P: 5	R: 1 E: 1 K: 0 S: 5	H: 2 LOB: 1 BB: 0 P: 5	R: 0 E: 0 K: 1 S: 5	H: 0 LOB: 0 BB: 0 P: 5	R: 3 E: 0 K: 2 S: 10	H: 3 LOB: 0 BB: 0 P: 10	R: 1 E: 0 K: 1 S: 7	H: 2 LOB: 1 BB: 0 P: 7	R: 0 E: 0 K: 0 S: 3	H: 0 LOB: 1 BB: 1 P: 7	R: 0 E: 0 K: 1 S: 5	H: 0 LOB: 0 BB: 0 P: 5	1B: 3 2B: 3 3B: 0 HR: 2	SF: 0 SAC: 0 DP: 1 HBP: 0	WP: 0 PB: 0 SB: 0 CS: 0	PA: 36
PITCHER	IP WLS BF H R ER SO BB IBB HBP BLK WP HR S P ERA WHIP												PITCHER	IP WLS BF H R ER SO BB IBB HBP BLK WP HR S P ERA WHIP								
Jim Kaat, L (1, 1) ERA: 2.85	6.2 W 28 8 5 5 7 0 0 0 0 0 2 42 42 6.75 1.200																					
Johnny Klippstein, R (7, 1) ERA: 2.98	2.1 S 8 0 0 0 2 1 0 0 0 0 0 0 11 15 0.00 0.429																					

Washington Senators @ Minnesota Twins
Metropolitan Stadium, Bloomington, MI
Thu Aug 05 1965, 4:33 AM EDT
Att: 7,773 - Unknown - 84 F

livebaseballscorecards.com



Washington Senators @ Minnesota Twins

Metropolitan Stadium, Bloomington, MI

Thu Aug 05 1965, 4:33 AM EDT
Att. 7,773 - Unknown - 84 F

livebaseballscorecards.com

AB	36
R	8
H	11
RBI	6
BB	4
SO	7
LOB	15



WP: 1	PA: 40
PB: 1	
SB: 0	
CS: 0	

Batter	1	2	3	4	5	6	7	8	9	AB	R	H	RBI	BB	SO	LOB
Zoilo Versalles, R OBP: 0.281, SLG: 0.413 (1, 6)	0-0 G3	0-3 K		0-3 K		0-0 HR		0-3 K		5	1	1	1	0	3	2
Rich Rollins, R OBP: 0.312, SLG: 0.350 Jerry Kindall, R OBP: 0.268, SLG: 0.301 (1, 5) (9, 5)	0-0 F7	0-3 K		0-0 F9		0-0 BB 1B		0-0 2B		5	0	2	0	0	1	2
Tony Oliva, L OBP: 0.356, SLG: 0.484 (1, 9)	0-0 4-3		0-0 1-3	0-0 3B 1B		4-0 BB 1-2		4-0 FC5-4 IBB		3	1	1	0	2	0	0
Bob Allison, R OBP: 0.369, SLG: 0.480 (1, 3) (8, 7)		0-0 2B 1B	4-0 HR BB	0-0 3B		0-0 F2		0-0 FC5-4		4	2	2	1	1	0	4
Earl Battey, R OBP: 0.385, SLG: 0.430 Jerry Zimmerman, R OBP: 0.257, SLG: 0.258 (1, 2) (8, 2)		0-0 WP 2B	0-0 F8	0-0 F8		0-0 FC6-4				4	1	1	1	0	0	4
Jimmie Hall, L OBP: 0.354, SLG: 0.519 (1, 7) (8, 8)		0-0 E3 1B WP PB	0-0 HR 1B		0-0 P5		0-0 F9			4	2	1	0	0	0	1
Joe Nossek, R OBP: 0.276, SLG: 0.349 Don Mincher, L OBP: 0.323, SLG: 0.568 (1, 8) (7, PH) (8, 3)		0-0 F8 PB 1B	0-0 HR		0-0 P6		0-0 F9			3	1	2	3	0	0	0
Frank Quilici, R OBP: 0.289, SLG: 0.273 (1, 4)		0-0 F8	0-0 2B		0-0 4-3		0-0 F8			4	0	1	0	0	0	1
Jim Kaat, L OBP: 0.246, SLG: 0.262 Johnny Klippstein, R (1, 1) (7, 1)		4-0 BB	0-3 K		0-3 K		0-3 K			2	0	0	0	1	2	1
										1	0	0	0	0	1	0

Inning Stats	R: 0	H: 0	E: 0	K: 0	S: 3	LOB: 0	BB: 3	P: 3
	R: 3	H: 3	E: 1	K: 2	S: 11	LOB: 2	BB: 1	P: 15
	R: 3	H: 3	E: 0	K: 1	S: 8	LOB: 1	BB: 1	P: 12
	R: 1	H: 2	E: 0	K: 1	S: 7	LOB: 1	BB: 0	P: 7
	R: 0	H: 0	E: 0	K: 0	S: 3	LOB: 0	BB: 0	P: 3
	R: 1	H: 2	E: 0	K: 1	S: 7	LOB: 2	BB: 1	P: 11
	R: 0	H: 0	E: 0	K: 0	S: 3	LOB: 0	BB: 0	P: 3
	R: 0	H: 1	E: 0	K: 2	S: 8	LOB: 2	BB: 1	P: 12

PITCHER	IP	WLS	BF	H	R	ER	SO	BB	IBB	HBP	BLK	WP	HR	S	P	ERA	WHIP
Pete Richert, L ERA: 2.81 (1, 1)	1.1	L	9	3	3	2	0	1	0	0	0	1	0	8	12	13.50	3.000
Steve Ridzik, R ERA: 5.05 (2, 1)	1.2		9	3	3	3	3	1	0	0	0	0	1	14	18	16.20	2.400
Ryne Duren, R ERA: 5.26 (4, 1)	1.0		5	2	1	1	1	0	0	0	0	0	0	7	7	9.00	2.000
Frank Kreutzer, L ERA: 4.78 (5, 1)	2.0		9	2	1	1	1	1	0	0	0	0	1	10	14	4.50	1.500
Ron Kline, R ERA: 2.19 (7, 1)	2.0		8	1	0	0	2	0	1	0	0	0	0	11	15	0.00	0.500

Inning Stats	R: 0	H: 0	E: 0	K: 0	S: 3	LOB: 0	BB: 3	P: 3
	R: 3	H: 3	E: 1	K: 2	S: 11	LOB: 2	BB: 1	P: 15
	R: 3	H: 3	E: 0	K: 1	S: 8	LOB: 1	BB: 1	P: 12
	R: 1	H: 2	E: 0	K: 1	S: 7	LOB: 1	BB: 0	P: 7
	R: 0	H: 0	E: 0	K: 0	S: 3	LOB: 0	BB: 0	P: 3
	R: 1	H: 2	E: 0	K: 1	S: 7	LOB: 2	BB: 1	P: 11
	R: 0	H: 0	E: 0	K: 0	S: 3	LOB: 0	BB: 0	P: 3
	R: 0	H: 1	E: 0	K: 2	S: 8	LOB: 2	BB: 1	P: 12

Batter	1	2	3	4	5	6	7	8	9	AB R H RBI BB SO LOB	TOP												
Joe Cunningham, L (1, 3) OBP: 0.364, SLG: 0.314	0-3 K		0-0 F6		0-0 FC6-4		0-0 G6-3		0-0 F5	5 0 0 0 0 1 8	<p>Washington Senators @ Los Angeles Angels</p> <p>Dodger Stadium, Los Angeles, CA</p> <p>Fri Aug 06 1965, 7:05 PM PDT</p> <p>Att. 5,539 - Unknown</p> <p>livebaseballscores.com</p>												
Ken Hamlin, R (1, 4) OBP: 0.355, SLG: 0.402	0-0 1-3			0-0 F7		0-0 F4		0-0 1-3	0-3 K	5 0 0 0 0 1 3													
Woodie Held, R (1, 9) OBP: 0.353, SLG: 0.467	0-0 F8			0-0 F7		0-0 E5 2B		0-0 2B		4 1 1 0 0 0 0													
Frank Howard, R (1, 7) OBP: 0.357, SLG: 0.500		0-0 5-3		4-0 BB		0-0 2B		0-0 F9		3 0 1 1 1 0 1													
Don Lock, R (1, 8) OBP: 0.315, SLG: 0.370	0-3 K			0-0 F6		0-0 F7		0-0 4-3		4 0 0 0 0 1 3													
Don Zimmer, R (1, 5) OBP: 0.297, SLG: 0.285		0-0 F4			4-0 BB BB	0-0 6-3			0-0 F7	3 0 0 0 1 0 1													
Doug Camilli, R (1, 2) OBP: 0.265, SLG: 0.299			0-0 6-3		0-0 F8		0-0 5-3		0-0 1B HBP 1B	4 0 1 0 0 0 1													
Ed Brinkman, R (1, 6) OBP: 0.253, SLG: 0.264			0-0 F8		4-0 FC6-4 BB		0-0 BB 1B		1-0 1B HBP	2 0 1 0 1 0 0													
Phil Ortega, R (1, 1) OBP: 0.333, SLG: 0.277			4-0 BB		0-3 K		4-0 G6-3 BB		0-0 1B	0 0 0 0 0 1 0 0													
Bennie Daniels, L (3, 1) OBP: 0.226, SLG: 0.143										0 0 0 0 0 0 0 0													
Ken McMullen, R (5, PH) OBP: 0.230, SLG: 0.412										1 0 0 0 0 0 1 2													
Ryne Duren, R (5, 1)										0 0 0 0 0 0 0 0													
Don Blasingame, L (7, PH) OBP: 0.278, SLG: 0.297										0 0 0 0 0 1 0 0													
Marshall Bridges, S (7, 1) OBP: 0.290, SLG: 0.600										0 0 0 0 0 0 0 0													
Mike Grimley, L (9, PH) OBP: 0.269, SLG: 0.262										1 0 1 0 0 0 0 0													
Inning Stats	R: 0 E: 0 K: 1 S: 5	H: 0 LOB: 0 BB: 0 P: 5	R: 0 E: 0 K: 1 S: 5	H: 0 LOB: 0 BB: 0 P: 5	R: 0 E: 0 K: 0 S: 3	H: 0 LOB: 1 BB: 1 P: 7	R: 0 E: 0 K: 1 S: 5	H: 0 LOB: 2 BB: 2 P: 13	R: 1 E: 1 K: 0 S: 5	H: 1 LOB: 1 BB: 0 P: 5	R: 0 E: 0 K: 0 S: 3	H: 1 LOB: 1 BB: 1 P: 7	R: 0 E: 0 K: 0 S: 4	H: 1 LOB: 1 BB: 0 P: 4	R: 0 E: 0 K: 1 S: 7	H: 2 LOB: 3 BB: 0 P: 8	1B: 3 2B: 2 3B: 0 HR: 0	SF: 0 SAC: 0 DP: 1 HBP: 1	WP: 0 PB: 0 SB: 0 CS: 0	PA: 38			
PITCHER Marcelino Lopez, L (1, 1) ERA: 2.78	IP 9.0	WLS W	BF 38	H 5	R 1	ER 0	SO 4	BB 5	IBB 0	HBP 1	BLK 0	WP 0	HR 0	S 40	P 61	ERA 0.00	WHIP 1.111					ERA 2.78	WHIP 1.111



Batter	1	2	3	4	5	6	7	8	9
Jose Cardenal, R OBP: 0.309, SLG: 0.385 (1, 8)	0-0 F3	0-0 L6		0-0 SF8 1B		0-0 5-3		0-0 F2	
Al Spangler, L OBP: 0.310, SLG: 0.261 (1, 9)	0-3 K		0-0 E8 1B	0-0 1B		0-0 E3 1B		0-0 1B 1B	
Jim Fregosi, R OBP: 0.323, SLG: 0.424 (1, 6)	4-0 BB		0-0 E9 1B 1B	0-0 SF8		0-0 G3		0-0 1B	
Willie Smith, L OBP: 0.299, SLG: 0.444 (1, 7)	0-0 F5		0-0 PB 1B 1B	0-3 K		0-3 K		0-3 K	
Jim Piersall, R OBP: 0.259, SLG: 0.255 (9, 7)									
Merritt Ranew, L OBP: 0.271, SLG: 0.308 (1, 2)		0-0 1B F2 1B	0-0 E 5-3 1B	0-3 K		0-0 3-1			
Vic Power, R OBP: 0.309, SLG: 0.368 (1, 3)		0-0 E SF9 1B	0-0 5-3		0-0 4-3		0-0 1B 1B		
Bobby Knoop, R OBP: 0.307, SLG: 0.381 (1, 4)		0-0 F2	0-0 E6		0-0 4-3		0-0 1B		
Paul Schaal, R OBP: 0.295, SLG: 0.327 (1, 5)		0-0 SF9	0-3 K		0-3 K		0-0 F2		
Marcelino Lopez, R OBP: 0.218, SLG: 0.302 (1, 1)		4-0 BLK BB	0-3 K			0-0 1-3		0-0 1-3	

Inning Stats	R: 0	H: 0	E: 0	K: 1	S: 5	R: 2	H: 2	E: 0	K: 0	S: 5	R: 3	H: 4	E: 3	K: 2	S: 12	R: 1	H: 2	E: 0	K: 2	S: 9	R: 0	H: 0	E: 0	K: 1	S: 5	R: 0	H: 0	E: 1	K: 0	S: 4	R: 0	H: 2	E: 0	K: 1	S: 7	R: 0	H: 2	E: 0	K: 1	S: 7	R: 0	H: 2	E: 0	K: 1	S: 7
	LOB: 1	BB: 1	P: 9	LOB: 1	BB: 1	P: 9	LOB: 2	BB: 0	P: 12	LOB: 1	BB: 0	P: 9	LOB: 0	BB: 0	P: 5	LOB: 2	BB: 0	P: 7	LOB: 2	BB: 0	P: 7	LOB: 2	BB: 0	P: 7	LOB: 2	BB: 0	P: 7	LOB: 2	BB: 0	P: 7	LOB: 2	BB: 0	P: 7	LOB: 2	BB: 0	P: 7	LOB: 2	BB: 0	P: 7	LOB: 2	BB: 0	P: 7			

PITCHER	IP	WLS	BF	H	R	ER	SO	BB	IBB	HBP	BLK	WP	HR	S	P	ERA	WHIP
Phil Ortega, R ERA: 4.16 (1, 1)	2.0	L	14	6	5	4	1	2	0	0	1	0	0	14	22	18.00	4.000
Bennie Daniels, R ERA: 4.58 (3, 1)	2.0		9	2	1	1	4	0	0	0	0	0	0	17	17	4.50	1.000
Ryne Duren, R ERA: 4.88 (5, 1)	2.0		7	0	0	0	1	0	0	0	0	0	0	9	9	0.00	0.000
Marshall Bridges, L ERA: 1.89 (7, 1)	2.0		10	4	0	0	2	0	0	0	0	0	0	14	14	0.00	2.000

AB	R	H	RBI	BB	SO	LOB
5	1	1	0	0	0	1
5	1	3	0	0	1	0
3	1	2	2	1	0	1
5	1	1	0	0	3	4
0	0	0	0	0	0	0
4	1	2	2	0	1	1
4	1	2	0	0	0	1
4	0	1	0	0	0	2
3	0	0	1	0	2	4
3	0	0	0	1	1	2

WP	PA
0	40

AB	36
R	6
H	12
RBI	5
BB	2
SO	8
LOB	16



Washington Senators @ Los Angeles Angels
 Dodger Stadium, Los Angeles, CA
 Fri Aug 06 1965, 7:05 PM PDT
 Att. 5,539 - Unknown

livebaseballscorecards.com

Batter	1	2	3	4	5	6	7	8	9	10	11	AB R H RBI BB SO LOB	TOP					
Joe Cunningham, L (1, 3) OBP: 0.365, SLG: 0.317												5 1 2 0 0 0 1	Washington Senators @ Los Angeles Angels Dodger Stadium, Los Angeles, CA Sat Aug 07 1965, 7:05 PM PDT Att: 6,019 - Unknown					
Ed Brinkman, R (1, 6) OBP: 0.253, SLG: 0.264												4 0 1 0 0 0 2						
Ken Hamlin, R (1, 4) OBP: 0.356, SLG: 0.402												5 0 2 0 0 0 2						
Frank Howard, R (1, 7) OBP: 0.356, SLG: 0.497		 S S S S										4 0 1 0 0 1 2						
Willie Kirkland, L (9, PR) OBP: 0.283, SLG: 0.451												1 0 1 1 0 0 0						
Woodie Held, R (1, 9) OBP: 0.346, SLG: 0.456												5 0 0 0 0 3 3						
Don Zimmer, R (1, 5) OBP: 0.296, SLG: 0.284												4 1 1 0 0 1 1						
Don Lock, R (1, 8) OBP: 0.315, SLG: 0.367												2 0 0 0 1 0 1						
Jim King, L (10, PH) OBP: 0.321, SLG: 0.409												1 0 0 0 0 1 0						
Doug Camilli, R (1, 2) OBP: 0.265, SLG: 0.298												4 0 1 1 0 0 1						
Mike McCormick, L (1, 1) OBP: 0.184, SLG: 0.031												2 0 0 0 0 2 1						
Ken McMullen, R (8, PH) OBP: 0.299, SLG: 0.411												1 0 0 0 0 1 1						
Pete Richert, L (8, 1) OBP: 0.205, SLG: 0.146												1 0 0 0 0 1 0						
Inning Stats	R: 0 H: 1 E: 0 LOB: 0 K: 0 BB: 0 S: 3 P: 3	R: 0 H: 0 E: 0 LOB: 0 K: 2 BB: 0 S: 7 P: 7	R: 0 H: 0 E: 0 LOB: 1 K: 1 BB: 1 S: 5 P: 9	R: 0 H: 1 E: 0 LOB: 1 K: 1 BB: 0 S: 6 P: 6	R: 0 H: 0 E: 0 LOB: 0 K: 0 BB: 0 S: 3 P: 3	R: 0 H: 0 E: 0 LOB: 0 K: 1 BB: 0 S: 5 P: 5	R: 0 H: 1 E: 0 LOB: 0 K: 1 BB: 0 S: 5 P: 5	R: 1 H: 3 E: 0 LOB: 2 K: 1 BB: 0 S: 8 P: 8	R: 0 H: 1 E: 0 LOB: 1 K: 1 BB: 0 S: 6 P: 6	R: 0 H: 0 E: 0 LOB: 0 K: 2 BB: 0 S: 7 P: 7	R: 1 H: 2 E: 0 LOB: 1 K: 0 BB: 0 S: 5 P: 5	1B: 9 SF: 0 2B: 0 SAC: 1 3B: 0 DP: 0 HR: 0 HBP: 0	WP: 0 PA: 41 PB: 0 SB: 0 CS: 2					
PITCHER	IP WLS BF H R ER SO BB IBB HBP BLK WP HR S P ERA WHIP																	
George Brunet, L (1, 1) ERA: 2.12	8.0	30	7	1	1	7	1	0	0	0	0	0	0	0	43	47	1.12	1.000
Bob Lee, R (9, 1) ERA: 2.14	3.0	L	11	2	1	1	3	0	0	0	0	0	0	0	17	17	3.00	0.667

AB	39
R	2
H	9
RBI	2
BB	1
SO	10
LOB	15



Batter	1	2	3	4	5	6	7	8	9	10	11	AB R H RBI BB SO LOB	BOTTOM	
Jose Cardenal, R (1, 8) OBP: 0.306, SLG: 0.381	F9		SH1-3		F4			K			F6	4 0 0 0 0 1 1	Washington Senators @ Los Angeles Angels Dodger Stadium, Los Angeles, CA Sat Aug 07 1965, 7:05 PM PDT Att: 6,019 - Unknown	
Al Spangler, L (1, 7) Vic Power, R (11, PH) OBP: 0.307, SLG: 0.365	4-3		4-3			F3		K			5-3	4 0 0 0 0 1 1 1 0 0 0 0 0 1		
Jim Fregosi, R (1, 6) OBP: 0.321, SLG: 0.421	6-3				S 5-3 2B 1B	F7					G3	5 1 1 0 0 0 2		
Joe Adcock, R (1, 3) OBP: 0.303, SLG: 0.420		FC5-4 1B			5-3	BLK 1B		K				4 0 2 0 0 1 1		
Lou Clinton, R (1, 9) OBP: 0.322, SLG: 0.346		FC5-4 1-2f			2B	6-3 1-2					F8	4 0 1 1 0 0 2		
Bobby Knoop, R (1, 4) OBP: 0.306, SLG: 0.379		F9			K			G4-3 1B				4 0 1 0 0 2 2		
Buck Rodgers, S (1, 2) OBP: 0.266, SLG: 0.272		F2			L6			G4-3 1-2f				4 0 0 0 0 1 3		
Paul Schaal, R (1, 5) OBP: 0.292, SLG: 0.323					F8			K			6-3	4 0 0 0 0 1 0		
George Brunet, R (1, 1) Bob Lee, R (9, 1) Jim Piersall, R (11, PH) Albie Pearson, L (11, PR) OBP: 0.125, SLG: 0.081 OBP: 0.214, SLG: 0.385 OBP: 0.273, SLG: 0.255 OBP: 0.324, SLG: 0.329			SH1-3 BB			6-3		K			5-3 BB	2 0 0 0 1 1 0 0 0 0 0 0 0 0 0 0 0 0 1 0 0 0 0 0 0 0 0 0		
Inning Stats	R: 0 H: 0 E: 0 LOB: 0 K: 0 BB: 0 S: 3 P: 3	R: 0 H: 1 E: 0 LOB: 1 K: 0 BB: 0 S: 4 P: 4	R: 0 H: 0 E: 0 LOB: 1 K: 0 BB: 1 S: 3 P: 7	R: 1 H: 2 E: 0 LOB: 1 K: 1 BB: 0 S: 7 P: 7	R: 0 H: 0 E: 0 LOB: 0 K: 0 BB: 0 S: 3 P: 3	R: 0 H: 1 E: 0 LOB: 1 K: 0 BB: 0 S: 4 P: 4	R: 0 H: 1 E: 0 LOB: 0 K: 1 BB: 0 S: 5 P: 5	R: 0 H: 0 E: 0 LOB: 0 K: 3 BB: 0 S: 9 P: 9	R: 0 H: 0 E: 0 LOB: 0 K: 1 BB: 0 S: 5 P: 5	R: 0 H: 0 E: 0 LOB: 0 K: 2 BB: 0 S: 7 P: 7	R: 0 H: 0 E: 0 LOB: 2 K: 0 BB: 1 S: 3 P: 7	1B: 4 SF: 0 2B: 1 SAC: 1 3B: 0 DP: 1 HR: 0 HBP: 0		WP: 0 PA: 39 PB: 0 SB: 1 CS: 0
PITCHER	IP WLS BF H R ER SO BB IBB HBP BLK WP HR S P ERA WHIP													
Mike McCormick, L (1, 1) ERA: 2.74	7.0	26	5	1	1	2	1	0	0	1	0	0	1.29	0.857
Pete Richert, L (8, 1) ERA: 2.72	4.0	13	0	0	0	6	1	0	0	0	0	0	0.00	0.250

livebaseballscorecards.com



Batter	1	2	3	4	5	6	7	8	9	AB	R	H	RBI	BB	SO	LOB	TOP										
Don Blasingame, L (1, 4) OBP: 0.276, SLG: 0.299	0-0 6-3		0-0 G3		0-0 2B		0-0 F6	0-0 P4		5	0	1	0	0	0	2											
Ken Hamlin, R (1, 6) Pete Richert, L (3, PR) Frank Kreuzer, R (3, 1) Joe Cunningham, L (5, PH) Ryne Duren, R (5, 1) Doug Camilli, R (8, PH) Frank Howard, R (8, PH) Ron Kline, R (8, 1)	0-0 S 2B 1B		0-0 1B		0-0 F8			1B BB 6-3		2	1	2	0	0	0	0											
Willie Kirkland, L (1, 7) Don Lock, R (9, PH) Don Lock, R (9, 8)	0-0 BLK 1-H 2B		0-3 K		0-0 3-1			1B 1B 1B	0-0 SH1-4 1B	4	1	2	1	0	1	1											
Dick Nen, L (1, 3) OBP: 0.370, SLG: 0.422	0-0 2-3 4-3			0-0 F8		0-0 F7		1B 1-2 2-3 1B	0-0 SH1-4	4	1	1	0	0	0	1											
Jim King, L (1, 9) OBP: 0.327, SLG: 0.411	0-0 6-3			0-0 3-1		0-0 1B 1B		1B BB 1B	4-0 BB BB BB BB BB BB	4	1	2	2	1	0	1											
Woodie Held, R (1, 8) OBP: 0.351, SLG: 0.457		0-0 1-4-3		0-0 1B		0-0 1B		1B 1-2 SH BB	0-0 P6	4	1	2	0	1	0	2											
Mike Brumley, L (1, 2) OBP: 0.267, SLG: 0.260		0-0 4-3		0-0 F8		0-0 4-3		1B 1-3 2-H 3-H SH 1B	0-0 G3	5	0	1	2	0	0	5											
Don Zimmer, R (1, 5) OBP: 0.291, SLG: 0.278		0-0 F9		0-0 5-3		0-3 K		0-0 P4		4	0	0	0	0	1	2											
Buster Narum, R (1, 1) Howie Koplitz, R (1, 1) Ed Brinkman, R (3, PH) (3, 6)			0-0 F9		0-3 K		0-3 K	0-0 SH		0	0	0	0	0	0	0											
								1-2 3-H		3	0	0	1	0	2	0											
Inning Stats	R: 1 E: 0 K: 0 S: 5	H: 2 LOB: 1 BB: 0 P: 5	R: 0 E: 0 K: 0 S: 3	H: 0 LOB: 0 BB: 0 P: 3	R: 0 E: 0 K: 1 S: 6	H: 1 LOB: 1 BB: 0 P: 6	R: 0 E: 0 K: 0 S: 4	H: 1 LOB: 1 BB: 0 P: 4	R: 0 E: 0 K: 1 S: 6	H: 1 LOB: 1 BB: 0 P: 6	R: 0 E: 0 K: 0 S: 5	H: 2 LOB: 2 BB: 0 P: 5	R: 0 E: 0 K: 2 S: 7	H: 0 LOB: 0 BB: 0 P: 7	R: 5 E: 0 K: 0 S: 8	H: 4 LOB: 2 BB: 2 P: 16	R: 0 E: 0 K: 0 S: 4	H: 1 LOB: 2 BB: 1 P: 8	1B: 10 2B: 2 3B: 0 HR: 0	SF: 0 SAC: 2 DP: 0 HBP: 0	WP: 0 PB: 0 SB: 1 CS: 0	PA: 43					
PITCHER	IP	WLS	BF	H	R	ER	SO	BB	IBB	HBP	BLK	WP	HR	S	P	ERA	WHIP										
Fred Newman, R (1, 1) ERA: 3.22	7.0		31	9	4	4	4	1	0	0	1	0	0	38	42	5.14	1.429										
Ed Sukla, R (8, 1) ERA: 5.3	0.0	L	3	2	1	1	0	1	0	0	0	0	0	2	6	∞	∞										
Aubrey Gatewood, R (8, 1) ERA: 3.88	1.0		4	0	1	1	0	0	0	0	0	0	0	4	4	9.00	0.000										
Rudy May, L (9, 1) ERA: 3.54	1.0		5	1	0	0	0	1	0	0	0	0	0	4	8	0.00	2.000										

Washington Senators @ Los Angeles Angels
 Dodger Stadium, Los Angeles, CA
 Sun Aug 08 1965, 3:33 AM PDT
 Att. 5,396 - Unknown

AB	38
R	6
H	12
RBI	6
BB	3
SO	4
LOB	17



Batter	1	2	3	4	5	6	7	8	9	AB	R	H	RBI	BB	SO	LOB
Jose Cardenal, R (1, 8) <small>OBP: 0.303, SLG: 0.377</small> Jim Piersall, R (8, 8) <small>OBP: 0.273, SLG: 0.255</small> Joe Adcock, R (8, PH) <small>OBP: 0.302, SLG: 0.419</small> Rudy May, L (9, 1) <small>OBP: 0.344, SLG: 0.333</small>	0-0 1-3	0-0 F9		0-0 5-3			0-0 6-3	0-0 6-3		4	0	0	0	0	0	0
Al Spangler, L (1, 9) <small>OBP: 0.311, SLG: 0.265</small>	0-0 E S SH 1B	0-0 S 1B 1B		0-3 K			0-0 BB SH3-4 1B		0-0 P6	5	2	3	0	0	1	0
Jim Fregosi, R (1, 6) <small>OBP: 0.322, SLG: 0.419</small>	0-0 SH 1B 1-H E	4-0 1B 1-2 BB		0-3 K			0-0 SH3-4 1-2		0-0 L1-3	2	1	0	1	1	1	0
Willie Smith, L (1, 7) <small>OBP: 0.305, SLG: 0.448</small>	0-0 1-2 E 1B	0-0 S 1-3 2-H 1B		0-0 4-3			4-0 BB IBB		0-0 1B	4	1	3	1	1	0	0
Merritt Ranew, L (1, 2) <small>OBP: 0.266, SLG: 0.266</small>	0-0 F7	0-3 K 1-2		0-0 4-3			4-0 1-2 2-3 BB		0-3 K	4	0	0	0	1	2	5
Vic Power, R (1, 3) <small>OBP: 0.306, SLG: 0.369</small>	0-0 E6 1-H 2-H 2B		0-0 F7				0-0 F9	0-0 F7		4	0	1	2	0	0	3
Tom Satriano, L (1, 5) <small>OBP: 0.308, SLG: 0.371</small>	4-0 FC4 BB		0-0 3-1				4-0 CS BB		0-0 L1-3	2	0	0	0	2	0	0
Bobby Knoop, R (1, 4) <small>OBP: 0.309, SLG: 0.378</small>	0-0 FC4 1-2f		0-0 F3				4-0 1-2 BB		0-0 4-3 1B	3	0	1	0	1	0	2
Fred Newman, R (1, 1) <small>OBP: 0.164, SLG: 0.113</small> Ed Sukla, R (8, 1) <small>OBP: 0.500, SLG: 0.500</small> Albie Pearson, L (8, PH) <small>OBP: 0.323, SLG: 0.328</small>		0-0 6-3		0-0 F9			0-3 K		0-0 4-3 1-2	3	0	0	0	0	1	1

Inning Stats	R: 3	H: 3	E: 2	K: 0	S: 7	LOB: 2	BB: 1	P: 11	R: 1	H: 2	E: 0	K: 1	S: 7	LOB: 2	BB: 1	P: 11	R: 0	H: 0	E: 0	K: 0	S: 3	LOB: 0	BB: 0	P: 3	R: 0	H: 0	E: 0	K: 1	S: 5	LOB: 0	BB: 0	P: 5	R: 0	H: 0	E: 0	K: 1	S: 5	LOB: 1	BB: 2	P: 12	R: 0	H: 1	E: 0	K: 0	S: 4	LOB: 3	BB: 2	P: 12	R: 0	H: 1	E: 0	K: 0	S: 4	LOB: 1	BB: 0	P: 4	R: 0	H: 1	E: 0	K: 1	S: 6	LOB: 1	BB: 0	P: 6	1B: 7	2B: 1	3B: 0	HR: 0	SF: 0	SAC: 2	DP: 0	HBP: 0	WP: 0	PB: 0	SB: 3	CS: 1	PA: 41
--------------	------	------	------	------	------	--------	-------	-------	------	------	------	------	------	--------	-------	-------	------	------	------	------	------	--------	-------	------	------	------	------	------	------	--------	-------	------	------	------	------	------	------	--------	-------	-------	------	------	------	------	------	--------	-------	-------	------	------	------	------	------	--------	-------	------	------	------	------	------	------	--------	-------	------	-------	-------	-------	-------	-------	--------	-------	--------	-------	-------	-------	-------	--------

PITCHER	IP	WLS	BF	H	R	ER	SO	BB	IBB	HBP	BLK	WP	HR	S	P	ERA	WHIP
Buster Narum, R (1, 1) <small>ERA: 4.43</small>	0.1		4	2	3	1	0	0	0	0	0	0	0	4	4	27.00	6.000
Howie Koplitz, R (1, 1) <small>ERA: 4.88</small>	1.2		10	3	1	1	1	2	0	0	0	0	0	10	18	5.40	3.000
Frank Kreutzer, L (3, 1) <small>ERA: 4.57</small>	2.0		6	0	0	0	1	0	0	0	0	0	0	8	8	0.00	0.000
Ryne Duren, R (5, 1) <small>ERA: 4.4</small>	3.0	W	13	1	0	0	2	3	1	0	0	0	0	13	29	0.00	1.333
Ron Kline, R (8, 1) <small>ERA: 2.13</small>	2.0	S	8	2	0	0	1	0	0	0	0	0	0	10	10	0.00	1.000

BOTTOM

Washington Senators @ Los Angeles Angels
Dodger Stadium, Los Angeles, CA
 Sun Aug 08 1965, 3:33 AM PDT
 Att. 5,396 - Unknown

livebaseballscorecards.com

AB	33
R	4
H	8
RBI	4
BB	6
SO	5
LOB	13



Batter	1	2	3	4	5	6	7	8	9	AB R H RBI BB SO LOB	TOP							
Ed Brinkman, R (1, 6) OBP: 0.248, SLG: 0.258	0-3 K		0-0 F4			0-3 K		0-0 6-3		4 0 0 0 0 2 0								
Joe Cunningham, L (1, 3) OBP: 0.371, SLG: 0.313	4-0 BB			4-0 3-1 BB		4-0 BB		0-0 F7		1 0 0 0 3 0 0								
Ken Hamlin, R (1, 4) OBP: 0.360, SLG: 0.405	0-0 F9			0-3 K		0-3 K		0-0 FC6-4 1B		4 0 1 0 0 2 3								
Frank Howard, R (1, 7) OBP: 0.352, SLG: 0.491	0-0 F9			0-0 3-1		0-0 1-3		0-0 FC6-4 1-2f		4 0 0 0 0 0 4								
Woodie Held, R (1, 9) OBP: 0.350, SLG: 0.453		0-0 G6-4-3 1B		0-0 5-3		0-3 K		0-0 F7		4 0 1 0 0 1 1								
Don Lock, R (1, 8) OBP: 0.319, SLG: 0.369		0-0 G6-4-3 1-2f		4-0 FC5-4 BB		0-0 1B 1B		0-0 1-3		3 0 1 0 1 0 1								
Don Zimmer, R (1, 5) OBP: 0.290, SLG: 0.277		0-3 K		0-3 K		0-0 1-2 1B		0-0 E5		4 0 1 0 0 2 1								
Doug Camilli, R (1, 2) OBP: 0.268, SLG: 0.293			0-0 6-3		0-0 FC5-4 1-2f	4-0 1-2 BB		0-0 1-3		3 0 0 0 1 0 2								
Bennie Daniels, L (1, 1) OBP: 0.219, SLG: 0.138			0-0 4-3		0-0 1-3	0-0 F8				1 0 0 0 0 0 0								
Ken McMullen, R (5, PH) OBP: 0.296, SLG: 0.410										1 0 0 0 0 0 1								
Howie Koplitz, R (5, 1) OBP: 0.115, SLG: 0.115										0 0 0 0 0 0 0								
Willie Kirkland, L (7, PH) OBP: 0.286, SLG: 0.455										1 0 0 0 0 0 2								
Marshall Bridges, S (7, 1) OBP: 0.200, SLG: 0.600										0 0 0 0 0 0 0								
Steve Rizzik, R (7, 1) OBP: 0.154, SLG: 0.231										0 0 0 0 0 0 0								
Inning Stats	R: 0 E: 0 K: 1 S: 5	H: 0 LOB: 1 BB: 1 P: 9	R: 0 E: 0 K: 1 S: 5	H: 1 LOB: 0 BB: 0 P: 5	R: 0 E: 0 K: 0 S: 3	H: 0 LOB: 0 BB: 0 P: 3	R: 0 E: 0 K: 1 S: 5	H: 0 LOB: 1 BB: 1 P: 9	R: 0 E: 0 K: 2 S: 7	H: 2 LOB: 2 BB: 1 P: 11	R: 0 E: 0 K: 1 S: 6	H: 1 LOB: 1 BB: 0 P: 4	R: 0 E: 1 K: 0 S: 4	H: 0 LOB: 1 BB: 0 P: 4	1B: 4 2B: 0 3B: 0 HR: 0	SF: 0 SAC: 0 DP: 1 HBP: 0	WP: 0 PB: 0 SB: 0 CS: 0	PA: 35
PITCHER Tommy John, L (1, 1) ERA: 2.95	IP: 9.0 WLS: W BF: 35 H: 4 R: 0 ER: 0 SO: 7 BB: 5 IBB: 0 HBP: 0 BLK: 0 WP: 0 HR: 0 S: 44 P: 64 ERA: 0.00 WHIP: 1.000																	

Washington Senators @ Chicago White Sox
 Comiskey Park, Chicago, IL
 Tue Aug 10 1965, 8:05 PM EDT
 Att: 11,709 - Unknown

AB	30
R	0
H	4
RBI	0
BB	5
SO	7
LOB	15



Batter	1	2	3	4	5	6	7	8	9	AB	R	H	RBI	BB	SO	LOB
Danny Cater, R (1, 7) OBP: 0.313, SLG: 0.410	0-0 5-3		0-0 HR		0-0 F8		0-0 1B 2B	0-0 1B		5	2	3	2	0	0	1
Don Buford, S (1, 4) OBP: 0.341, SLG: 0.372	0-0 1B 1B		0-0 6-3		4-0 BB		0-0 PB 1B 1B	0-0 F6		4	2	2	0	1	0	2
Floyd Robinson, L (1, 9) OBP: 0.334, SLG: 0.362	0-0 1B 1B		0-0 5-3		4-0 BB		0-0 PB 1B	0-0 2-3		4	1	2	1	1	0	2
Pete Ward, L (1, 5) OBP: 0.358, SLG: 0.413	0-0 1B		0-0 4-3		0-0 F6		4-0 FC1-5 1B			3	0	1	1	1	0	3
Bill Skowron, R (1, 3) OBP: 0.320, SLG: 0.444	0-0 G6-4-3			0-0 L6		0-0 5-3	0-0 FC1-5 1B			4	0	1	2	0	0	2
John Romano, R (1, 2) OBP: 0.355, SLG: 0.405		0-0 6-3		0-0 1B		4-0 1B BB	0-0 FC1-5			3	0	1	0	1	0	2
Ron Hansen, R (1, 6) OBP: 0.311, SLG: 0.382		0-0 F4		0-0 G6-4-3		0-0 F9	0-0 G1-4-3			4	0	0	0	0	0	4
Al Weis, S (1, 8) Ken Berry, R (7, 8) OBP: 0.248, SLG: 0.318		0-0 6-3			0-0 1-3	0-0 1B		0-3 K		3	0	1	0	0	0	0
Tommy John, R (1, 1) OBP: 0.190, SLG: 0.128			0-0 HR		4-0 BB BB	0-3 K		0-0 1B		1	0	0	0	0	1	0
										3	1	2	0	1	1	2

Inning Stats		R: 1	H: 3	R: 0	H: 0	R: 2	H: 2	R: 0	H: 0	R: 0	H: 1	R: 3	H: 4	R: 0	H: 2
E: 0	LOB: 1	E: 0	LOB: 0	E: 0	LOB: 0	E: 0	LOB: 0	E: 0	LOB: 3	E: 0	LOB: 2	E: 0	LOB: 1	E: 0	LOB: 2
K: 0	BB: 0	K: 0	BB: 0	K: 0	BB: 0	K: 0	BB: 0	K: 0	BB: 3	K: 1	BB: 1	K: 0	BB: 1	K: 1	BB: 0
S: 5	P: 5	S: 3	P: 3	S: 5	P: 5	S: 3	P: 3	S: 3	P: 15	S: 6	P: 10	S: 6	P: 10	S: 7	P: 7

PITCHER																PITCHER																					
IP	WLS	BF	H	R	ER	SO	BB	IBB	HBP	BLK	WP	HR	S	P	ERA	WHIP	IP	WLS	BF	H	R	ER	SO	BB	IBB	HBP	BLK	WP	HR	S	P	ERA	WHIP				
Bennie Daniels, R (1, 1) ERA: 4.66	4.0	L	16	6	3	3	0	0	0	0	0	1	16	16	6.75	1.500																					
Howie Koplitz, R (5, 1) ERA: 4.74	2.0		11	1	0	0	1	4	0	0	0	0	9	25	0.00	2.500																					
Marshall Bridges, L (7, 1) ERA: 2.61	0.0		4	3	3	0	0	0	1	0	0	0	3	7	∞	∞																					
Steve Ridzik, R (7, 1) ERA: 4.92	2.0		8	3	0	0	1	0	0	0	0	0	10	10	0.00	1.500																					

BOTTOM

Washington Senators @ Chicago White Sox
Comiskey Park, Chicago, IL
Tue Aug 10 1965, 8:05 PM EDT
Att. 11,709 - Unknown

AB	34
R	6
H	13
RBI	6
BB	5
SO	2
LOB	18



1B:	11	SF:	0	WP:	0	PA:	39
2B:	1	SAC:	0	PB:	1		
3B:	0	DP:	3	SB:	0		
HR:	1	HBP:	0	CS:	0		

Batter	1	2	3	4	5	6	7	8	9	AB R H RBI BB SO LOB	TOP			
Don Blasingame, L (1, 4) <small>OBP: 0.276, SLG: 0.301</small> Ed Brinkman, R (7, 6) <small>OBP: 0.250, SLG: 0.258</small>	0-0 6-3 2B		0-0 1-3		0-0 F4	0-0 4-3		4-0 1-2 BB		4 0 1 1 0 0 2 0 0 0 0 1 0 0				
Ken Hamlin, R (1, 6) <small>OBP: 0.356, SLG: 0.405</small> <small>(7, 4)</small>	0-0 6-3		0-0 1-3		0-0 G3 1B 2B	0-0 F7		0-3 K		5 1 1 0 0 1 5				
Willie Kirkland, L (1, 7) <small>OBP: 0.284, SLG: 0.463</small>	0-0 6-3 2-3			0-0 F6	0-0 G3		0-0 HR		0-0 6-3	5 1 1 1 0 0 2				
Dick Nen, L (1, 3) <small>OBP: 0.371, SLG: 0.420</small>	0-3 K			0-0 E9 2B 1B	0-0 3-H 1B		0-0 F7		0-3 K	5 1 2 1 0 2 1				
Jim King, L (1, 9) <small>OBP: 0.325, SLG: 0.402</small>		0-0 4-3		4-0 2B BB	0-0 F9		0-0 F6		0-0 F9	4 1 0 0 1 0 1				
Woodie Held, R (1, 8) <small>OBP: 0.356, SLG: 0.467</small>		0-0 FC5-4 1B		0-0 1-H 2-H 2B		0-0 1B 4-3 2B		0-0 F6		4 1 3 2 0 0 0				
Mike Brumley, L (1, 2) <small>OBP: 0.272, SLG: 0.257</small>		0-0 L8		4-0 IBB		4-0 4-3 1B IBB		0-0 6-3		2 0 0 0 2 0 1				
Ken McMullen, R (1, 5) <small>OBP: 0.300, SLG: 0.411</small>		0-0 FC5-4 1-2f		0-0 F4		0-0 4-3 1B		0-0 FC1-6 1B		4 0 2 0 0 0 3				
Pete Richert, L (1, 1) <small>OBP: 0.188, SLG: 0.133</small> Ron Kline, R (8, 1) <small>OBP: 0.200, SLG: 0.600</small> Marshall Bridges, S (9, 1) <small>OBP: 0.154, SLG: 0.231</small> Steve Ritzik, R (9, 1)		0-3 K	0-3 1-3		0-3 K		0-3 K		0-0 FC1-6 BB 1-2f	4 0 0 0 0 2 6 0				
Inning Stats	R: 0 H: 1 E: 0 LOB: 1 K: 1 BB: 0 S: 6 P: 6	R: 0 H: 1 E: 0 LOB: 1 K: 0 BB: 0 S: 4 P: 4	R: 0 H: 0 E: 0 LOB: 0 K: 1 BB: 0 S: 5 P: 5	R: 2 H: 2 E: 1 LOB: 2 K: 0 BB: 2 S: 5 P: 13	R: 1 H: 2 E: 0 LOB: 1 K: 0 BB: 0 S: 5 P: 5	R: 1 H: 2 E: 0 LOB: 2 K: 1 BB: 1 S: 7 P: 11	R: 1 H: 1 E: 0 LOB: 0 K: 0 BB: 0 S: 4 P: 4	R: 0 H: 1 E: 0 LOB: 2 K: 1 BB: 1 S: 6 P: 10	R: 0 H: 0 E: 0 LOB: 0 K: 1 BB: 0 S: 5 P: 5	1B: 5 SF: 0 2B: 4 SAC: 0 3B: 0 DP: 0 HR: 1 HBP: 0	WP: 0 PA: 41 PB: 0 SB: 0 CS: 0			
PITCHER	IP WLS BF H R ER SO BB IBB HBP BLK WP HR S P ERA WHIP												PITCHER	IP WLS BF H R ER SO BB IBB HBP BLK WP HR S P ERA WHIP
Joe Horlen, R (1, 1) <small>ERA: 2.92</small> Eddie Fisher, R (7, 1) <small>ERA: 1.85</small>	6.0 L 29 8 4 4 3 1 2 0 0 0 0 0 32 44 6.00 1.500													3.0 12 2 1 1 2 1 0 0 0 0 0 1 15 19 3.00 1.000

Washington Senators @ Chicago White Sox
 Comiskey Park, Chicago, IL
 Wed Aug 11 1965, 8:05 PM EDT
 Unknown

AB	37
R	5
H	10
RBI	5
BB	4
SO	5
LOB	21



AB	37
R	5
H	10
RBI	5
BB	4
SO	5
LOB	21

Batter	1	2	3	4	5	6	7	8	9	AB	R	H	RBI	BB	SO	LOB
Don Buford, S OBP: 0.344, SLG: 0.374 (1, 4)	4-0 BB G4-6-3	0-0 F8		0-0 5-3			0-0 1B 1B		0-0 FC1-4 1B	4	0	2	1	1	0	3
Floyd Robinson, L OBP: 0.335, SLG: 0.369 (1, 9)	0-0 G4-6-3 1-2f		0-0 HR	0-3 K			0-0 1B 1-2		0-0 FC1-4 G4-6-3 1-2f 2-3	5	1	2	1	0	1	4
Danny Cater, R OBP: 0.314, SLG: 0.410 (1, 7)	0-0 BB 1B		0-0 SH5-4 1B		0-0 6-3		0-0 F8		0-0 G4-6-3 1-2f	5	0	2	0	0	0	3
Bill Skowron, R OBP: 0.322, SLG: 0.443 (1, 3)	4-0 1-2 BB		0-0 G5-3 SH5-4 1B		0-0 6-3		0-0 F5			3	0	1	0	1	0	1
Pete Ward, L OBP: 0.357, SLG: 0.411 (1, 5)	0-3 K		0-0 SH5-4	1-2 2-3	0-0 F3			4-0 BB G6-4-3		2	0	0	0	1	1	2
John Romano, R OBP: 0.357, SLG: 0.404 (1, 2)		0-0 F7	4-0 IBB		0-0 1-3 1B			0-0 G6-4-3 1-2f		3	0	1	0	1	0	1
Ron Hansen, R OBP: 0.310, SLG: 0.383 (1, 6)		0-0 4-3 2B	0-0 G5-3 2-3f		0-0 F8			0-0 6-3		4	0	1	0	0	0	4
Al Weis, S OBP: 0.343, SLG: 0.381 (1, 8)		4-0 4-3 BB		0-0 SH3-4 1B		0-0 1-3		0-0 1B 1B		3	1	2	0	1	0	1
Joe Herten, R OBP: 0.231, SLG: 0.204 (1, 1)		0-0 4-3		0-0 SH3-4		0-0 5-3			0-0 FC1-4 1B 1-2	1	0	0	0	0	0	2
Dave Nicholson, R OBP: 0.241, SLG: 0.282 (6, PH)										1	0	0	0	0	0	1
Eddie Fisher, R OBP: 0.120, SLG: 0.083 (7, 1)										0	0	0	0	0	0	0
Smoky Burgess, L OBP: 0.373, SLG: 0.458 (9, PH)										1	0	1	0	0	0	0
Ken Berry, R OBP: 0.248, SLG: 0.318 (9, PR)										0	0	0	0	0	0	0

Inning Stats	R: 0	H: 1	E: 0	K: 5	S: 5	H: 1	LOB: 2	BB: 2	P: 13	R: 0	H: 1	E: 0	K: 0	S: 4	R: 1	H: 3	E: 0	K: 0	S: 5	R: 0	H: 0	E: 0	K: 0	S: 3	R: 0	H: 1	E: 0	K: 0	S: 4	R: 0	H: 2	E: 0	K: 0	S: 4	R: 0	H: 0	E: 0	K: 0	S: 2	R: 1	H: 3	E: 0	K: 0	S: 5	1B: 10	SF: 0	2B: 1	3B: 0	HR: 1	SAC: 2	DP: 4	HBP: 0	WP: 0	PA: 39
--------------	------	------	------	------	------	------	--------	-------	-------	------	------	------	------	------	------	------	------	------	------	------	------	------	------	------	------	------	------	------	------	------	------	------	------	------	------	------	------	------	------	------	------	------	------	------	--------	-------	-------	-------	-------	--------	-------	--------	-------	--------

PITCHER	IP	WLS	BF	H	R	ER	SO	BB	IBB	HBP	BLK	WP	HR	S	P	ERA	WHIP
Pete Richert, L ERA: 2.65 (1, 1)	7.0	W	32	9	1	1	2	4	1	0	0	0	1	31	51	1.29	1.857
Ron Kline, R ERA: 2.22 (8, 1)	1.0		5	3	1	1	0	0	0	0	0	0	0	5	5	9.00	3.000
Marshall Bridges, L ERA: 2.58 (9, 1)	0.1	S	1	0	0	0	0	0	0	0	0	0	0	1	1	0.00	0.000
Steve Ridzik, R ERA: 4.88 (9, 1)	0.2	S	1	0	0	0	0	0	0	0	0	0	0	1	1	0.00	0.000


BOTTOM

Washington Senators @ Chicago White Sox
Comiskey Park, Chicago, IL
Wed Aug 11 1965, 8:05 PM EDT
Unknown

livebaseballscorecards.com

AB	32
R	2
H	12
RBI	2
BB	5
SO	2
LOB	22



Batter	1	2	3	4	5	6	7	8	9	AB R H RBI BB SO LOB	TOP																													
Ed Brinkman, R (1, 6) OBP: 0.247, SLG: 0.255	0-0 6-3		0-0 F8			0-0 F8			0-0 1-3	4 0 0 0 0 0 0	<p>Washington Senators @ Chicago White Sox Comiskey Park, Chicago, IL Wed Aug 11 1965, 8:05 PM EDT Att. 15,886 - Unknown</p> <p>livebaseballscores.com</p> <table border="1"> <tr><td>AB</td><td>28</td></tr> <tr><td>R</td><td>0</td></tr> <tr><td>H</td><td>1</td></tr> <tr><td>RBI</td><td>0</td></tr> <tr><td>BB</td><td>2</td></tr> <tr><td>SO</td><td>2</td></tr> <tr><td>LOB</td><td>6</td></tr> </table> 	AB	28	R	0	H	1	RBI	0	BB	2	SO	2	LOB	6															
AB	28																																							
R	0																																							
H	1																																							
RBI	0																																							
BB	2																																							
SO	2																																							
LOB	6																																							
Joe Cunningham, L (1, 3) OBP: 0.364, SLG: 0.306	0-0 F7			0-0 F8		0-0 F8			0-0 L6	4 0 0 0 0 0 0																														
Ken Hamlin, R (1, 4) OBP: 0.351, SLG: 0.397	0-0 5-3			0-0 1-3			0-0 4-3		0-0 F8	4 0 0 0 0 0 0																														
Frank Howard, R (1, 7) OBP: 0.349, SLG: 0.487		0-0 F4		0-3 K			0-0 G3			3 0 0 0 0 1 0																														
Woodie Held, R (1, 9) OBP: 0.355, SLG: 0.465		0-0 F6			0-0 1B		0-0 F4			3 0 1 0 0 0 0																														
Don Lock, R (1, 8) OBP: 0.320, SLG: 0.367		4-0 BB			0-0 F7			0-0 F8		2 0 0 0 1 0 1																														
Don Zimmer, R (1, 2) OBP: 0.290, SLG: 0.274		0-0 F8			0-0 F6			4-0 FC6-4 BB		2 0 0 0 1 0 2																														
Ken McMullen, R (1, 5) OBP: 0.298, SLG: 0.407			0-0 F3		0-0 F8			0-0 FC6-4 1-2f		3 0 0 0 0 0 2																														
Mike McCormick, L (1, 1) OBP: 0.179, SLG: 0.030 Buster Narum, R (3, 1) OBP: 0.083, SLG: 0.118 Doug Camilli, R (6, PH) OBP: 0.297, SLG: 0.291 Ryne Duren, R (6, 1) Ron Kline, R (7, 1) Willie Kirkland, L (8, PH) Marshall Bridges, S (8, 1) OBP: 0.263, SLG: 0.461 OBP: 0.200, SLG: 0.600			0-3 K			0-0 4-3		0-0 F8		1 0 0 0 0 0 1 0 0 0 0 0 0 0 0 0 1 0 1 0 0 0 0 0 0 1 0 0 0 0 0 0 0 0																														
Inning Stats	R: 0 E: 0 K: 0 S: 3	H: 0 LOB: 0 BB: 0 P: 3	R: 0 E: 0 K: 0 S: 3	H: 0 LOB: 1 BB: 1 P: 7	R: 0 E: 0 K: 1 S: 5	H: 0 LOB: 0 BB: 0 P: 5	R: 0 E: 0 K: 1 S: 5	H: 0 LOB: 0 BB: 0 P: 5	R: 0 E: 0 K: 0 S: 4	H: 1 LOB: 1 BB: 0 P: 4	R: 0 E: 0 K: 0 S: 3	H: 0 LOB: 0 BB: 0 P: 3	R: 0 E: 0 K: 0 S: 3	H: 0 LOB: 0 BB: 0 P: 3	R: 0 E: 0 K: 0 S: 3	H: 0 LOB: 1 BB: 1 P: 7	R: 0 E: 0 K: 0 S: 3	H: 0 LOB: 0 BB: 0 P: 3	1B: 1 2B: 0 3B: 0 HR: 0	SF: 0 SAC: 0 DP: 0 HBP: 0	WP: 0 PB: 0 SB: 0 CS: 0	PA: 30																		
PITCHER Juan Pizarro, L (1, 1) ERA: 4.32	IP 9.0	WLS W	BF 30	H 1	R 0	ER 0	SO 2	BB 2	IBB 0	HBP 0	BLK 0	WP 0	HR 0	S 32	P 40	ERA 0.00	WHIP 0.333						PITCHER	IP 9.0	WLS W	BF 30	H 1	R 0	ER 0	SO 2	BB 2	IBB 0	HBP 0	BLK 0	WP 0	HR 0	S 32	P 40	ERA 0.00	WHIP 0.333

Batter	1	2	3	4	5	6	7	8	9
Don Buford, S OBP: 0.350, SLG: 0.378 (1, 4)	0-0 FC1-5 1B 1B		0-0 1B 2B 1B	0-0 CS 1B		0-3 K		4-0 BB	
Floyd Robinson, L OBP: 0.338, SLG: 0.371 (1, 9)	0-0 FC1-5 1B		0-0 1B 2B 1B	0-0 F5			4-0 1-3 HBP WP BB	0-0 3	
Danny Cater, R OBP: 0.316, SLG: 0.412 (1, 7)	0-0 FC1-5 1B		0-0 SH G3-6-1 2B		0-0 F9		1-0 WP 1-3 4-6-3 HBP		
Dave Nicholson, R OBP: 0.241, SLG: 0.282 (8, 7)	0-0 FC1-5 1B		0-0 SH G3-6-1 HBP 2B		0-0 6-3		0-0 1-3		
Bill Skowron, R OBP: 0.320, SLG: 0.439 (1, 3)	0-3 K		0-0 SH G3-6-1 HBP 2B		0-0 6-3		0-0 1-3		
John Romano, R OBP: 0.363, SLG: 0.403 (1, 2)		0-0 5-3	1-0 G3-6-1 HBP 1B		4-0 BB		4-0 4-6-3 1B BB		
Pete Ward, L OBP: 0.354, SLG: 0.406 (1, 5)		0-3 K	0-0 G3-6-1		0-0 F2		0-0 4-6-3		
Ron Hansen, R OBP: 0.316, SLG: 0.390 (1, 6)		0-0 1B	4-0 BB			0-0 PB 2B	0-0 FC4-6 1B		
Ken Berry, R OBP: 0.245, SLG: 0.314 (1, 8)		0-3 K	0-0 F5			0-0 F9	0-0 FC4-6		
Juan Pizarro, L OBP: 0.231, SLG: 0.231 (1, 1)			0-0 1B 1B		0-0 F8		0-0 F7	0-3 K	

Inning Stats	R: 0	H: 2	E: 0	LOB: 1	K: 1	P: 6	R: 0	H: 1	E: 0	LOB: 1	K: 2	P: 8	R: 4	H: 4	E: 0	LOB: 2	K: 0	P: 12	R: 0	H: 1	E: 0	LOB: 0	K: 0	P: 3	R: 0	H: 0	E: 0	LOB: 1	K: 0	P: 7	R: 0	H: 1	E: 0	LOB: 1	K: 1	P: 6	R: 3	H: 1	E: 0	LOB: 1	K: 0	P: 13	R: 0	H: 0	E: 0	LOB: 0	K: 1	P: 8	
1B: 8	SF: 0	2B: 3	SAC: 1	3B: 0	DP: 2	HR: 0	HBP: 2	WP: 1	PA: 38	PB: 1	SB: 0	CS: 1																																					


PITCHER	IP	WLS	BF	H	R	ER	SO	BB	IBB	HBP	BLK	WP	HR	S	P	ERA	WHIP
Mike McCormick, L (1, 1)	2.0	L	12	7	4	4	3	0	0	0	0	0	0	18	18	18.00	3.500
Buster Narum, R (3, 1)	3.0		12	1	0	0	0	2	0	1	0	0	0	9	18	0.00	1.000
Ryne Duren, R (6, 1)	1.2		10	2	3	3	1	2	0	1	0	1	0	9	18	16.20	2.400
Ron Kline, R (7, 1)	0.1		1	0	0	0	0	0	0	0	0	0	0	1	1	0.00	0.000
Marshall Bridges, L (8, 1)	1.0		3	0	0	0	1	1	0	0	0	0	0	4	8	0.00	1.000

BOTTOM

Washington Senators @ Chicago White Sox
 Comiskey Park, Chicago, IL
 Wed Aug 11 1965, 8:05 PM EDT
 Att. 15,886 - Unknown

AB	R	H	RBI	BB	SO	LOB
4	1	3	0	1	1	1
4	2	2	1	1	0	2
3	2	1	2	0	0	2
0	0	0	0	0	0	0
3	0	0	0	0	1	4
1	1	0	0	2	0	0
4	0	0	1	0	1	4
3	0	3	1	1	0	0
4	0	0	0	0	1	5
4	1	1	0	0	1	1

AB 30
R 7
H 10
RBI 5
BB 5
SO 5
LOB 19



PITCHER	IP	WLS	BF	H	R	ER	SO	BB	IBB	HBP	BLK	WP	HR	S	P	ERA	WHIP
Mike McCormick, L (1, 1)	2.0	L	12	7	4	4	3	0	0	0	0	0	0	18	18	18.00	3.500
Buster Narum, R (3, 1)	3.0		12	1	0	0	0	2	0	1	0	0	0	9	18	0.00	1.000
Ryne Duren, R (6, 1)	1.2		10	2	3	3	1	2	0	1	0	1	0	9	18	16.20	2.400
Ron Kline, R (7, 1)	0.1		1	0	0	0	0	0	0	0	0	0	0	1	1	0.00	0.000
Marshall Bridges, L (8, 1)	1.0		3	0	0	0	1	1	0	0	0	0	0	4	8	0.00	1.000

Batter	1	2	3	4	5	6	7	8	9	AB R H RBI BB SO LOB	TOP											
Don Blasingame, L (1, 4) <small>OBP: 0.273, SLG: 0.297</small> Ed Brinkman, R (8, 6) <small>OBP: 0.247, SLG: 0.255</small>	0-0 6-3		0-0 F3		0-0 6-3			0-3 K		4 0 0 0 0 1 2 0 0 0 0 0 0 0												
Ken Hamlin, R (1, 6) <small>OBP: 0.345, SLG: 0.390</small>	0-0 5-3			0-0 6-3	0-0 F4			0-0 6-3		4 0 0 0 0 0 1												
Willie Kirkland, L (1, 9) <small>OBP: 0.282, SLG: 0.471</small>	0-0 F5			0-0 HR		0-0 F7		0-0 F3		4 1 1 1 0 0 0												
Frank Howard, R (1, 7) <small>OBP: 0.347, SLG: 0.483</small> Don Lock, R (6, 8) <small>OBP: 0.319, SLG: 0.365</small>		0-0 1-3		0-0 E4		0-3 K		0-3 K		3 0 0 0 0 1 0 1 0 0 0 0 1 0												
Dick Nen, L (1, 3) <small>OBP: 0.366, SLG: 0.446</small>		0-0 3-1		0-0 L3		0-0 F4		0-0 HR		4 1 1 1 0 0 1												
Woodie Held, R (1, 8) <small>OBP: 0.354, SLG: 0.459</small>		0-0 5-3			4-0 HR		0-0 6-3		0-3 K	3 1 0 0 1 1 0												
Mike Brumley, L (1, 2) <small>OBP: 0.272, SLG: 0.276</small>			0-0 F7		0-0 HR		0-0 F7		0-0 F3	4 1 1 2 0 0 0												
Ken McMullen, R (1, 5) <small>OBP: 0.300, SLG: 0.409</small>			0-0 F3		0-0 1B		0-0 1B			3 0 2 0 0 0 0												
Phil Ortega, R (1, 1) <small>OBP: 0.339, SLG: 0.271</small> Mike McCormick, L (6, 1) <small>OBP: 0.175, SLG: 0.029</small> Ron Kline, R (9, 1)			4-0 BB		0-3 K		0-3 K			1 0 0 0 1 1 1 1 0 0 0 0 1 1 0 0 0 0 0 0 0												
Inning Stats	R: 0 E: 0 K: 0 S: 3	H: 0 LOB: 0 BB: 0 P: 3	R: 0 E: 0 K: 0 S: 3	H: 0 LOB: 0 BB: 0 P: 3	R: 0 E: 0 K: 0 S: 3	H: 0 LOB: 1 BB: 1 P: 7	R: 1 E: 1 K: 0 S: 4	H: 1 LOB: 0 BB: 0 P: 4	R: 2 E: 0 K: 1 S: 7	H: 2 LOB: 1 BB: 1 P: 11	R: 0 E: 0 K: 1 S: 5	H: 0 LOB: 0 BB: 0 P: 5	R: 0 E: 0 K: 1 S: 6	H: 1 LOB: 1 BB: 0 P: 6	R: 0 E: 0 K: 1 S: 5	H: 0 LOB: 0 BB: 0 P: 5	R: 1 E: 0 K: 2 S: 8	H: 1 LOB: 0 BB: 0 P: 8	1B: 2 2B: 1 3B: 0 HR: 3	SF: 0 SAC: 0 DP: 1 HBP: 0	WP: 0 PB: 0 SB: 0 CS: 0	PA: 34
PITCHER Wally Bunker, R (1, 1) <small>ERA: 3.56</small> Stu Miller, R (8, 1) <small>ERA: 2.19</small>	IP 7.0	WLS L	BF 27	H 4	R 3	ER 3	SO 3	BB 2	IBB 0	HBP 0	BLK 0	WP 0	HR 2	S 31	P 39	ERA 3.86	WHIP 0.857					
											PITCHER IP WLS BF H R ER SO BB IBB HBP BLK WP HR S P ERA WHIP											

Washington Senators @ Baltimore Orioles
 Memorial Stadium, Baltimore, MD
 Fri Aug 13 1965, 7:05 PM EDT
 Att. 7,605 - Unknown

AB	32
R	4
H	5
RBI	4
BB	2
SO	6
LOB	6



BOTTOM

Washington Senators @ Baltimore Orioles
Memorial Stadium, Baltimore, MD
Fri Aug 13 1965, 7:05 PM EDT
Att. 7,605 - Unknown

livebaseballscorecards.com

AB 36
R 2
H 13
RBI 2
BB 1
SO 6
LOB 14



WP: 0 PA: 37
PB: 0
SB: 0
CS: 0

AB R H RBI BB SO LOB

5 0 2 0 0 0 4

4 0 0 0 0 2 2

4 1 2 0 0 0 1

4 1 2 2 0 0 0

4 0 2 0 0 0 2

4 0 2 0 0 0 0

3 0 2 0 1 0 1

2 0 0 0 0 1 1

1 0 0 0 0 1 1

0 0 0 0 0 0 0

1 0 1 0 0 0 0

0 0 0 0 0 0 0

1B: 11 SF: 0
2B: 3 SAC: 0
3B: 0 DP: 4
HR: 1 HBP: 0

Batter	1	2	3	4	5	6	7	8	9
Norm Siebern, L OBP: 0.385, SLG: 0.460 (1, 3)	0-0 4-3 1B		0-0 5-3 1B		0-0 1B		0-0 F9		0-0 FC6 1-2f
Russ Snyder, L OBP: 0.317, SLG: 0.310 (1, 9)	0-0 F8		0-0 5-3 1-2f 1B		0-3 K			0-3 K	
Bob Johnson, R OBP: 0.313, SLG: 0.408 (1, 6)	0-0 1B 1B		0-0 HR 1B		0-0 F9			0-0 6-3	
Brooks Robinson, R OBP: 0.372, SLG: 0.452 (1, 5)	0-0 1-3 1B		0-0 HR		0-0 F9			0-0 G3	
Curt Blefary, L OBP: 0.367, SLG: 0.452 (1, 7)	0-0 F8		0-0 G3		0-0 G5-4-3 1B			0-0 G5-4-3 1B	
Charlie Lau, L OBP: 0.380, SLG: 0.507 Dick Brown, R OBP: 0.303, SLG: 0.391 (6, PH) (7, 2)		0-3 K		0-3 K		0-0 G5-4-3 1-2f		0-0 G5-4-3 1-2f	
Paul Blair, R OBP: 0.293, SLG: 0.330 (1, 8)		0-0 L5		0-0 E3 L5 2B			0-0 F9	0-0 1B 1B 1B	
Jerry Adair, R OBP: 0.303, SLG: 0.330 (1, 4)		0-0 1B		0-0 L5 3-H			4-0 BB	0-0 1B 1B	
Wally Bunker, R OBP: 0.262, SLG: 0.114 Carl Warwick, R OBP: 0.196, SLG: 0.178 Stu Miller, R (8, 1) John Orsino, R OBP: 0.329, SLG: 0.432 Mark Belanger, R (9, PR)		0-3 K		0-0 F4			0-3 K	0-0 FC6 1-2 2-3 1B	

Inning Stats	R: 0 E: 0 K: 5 S: 5	H: 2 LOB: 2 BB: 0 P: 5	R: 0 E: 0 K: 2 S: 8	H: 1 LOB: 1 BB: 0 P: 8	R: 2 E: 0 K: 0 S: 5	H: 3 LOB: 0 BB: 0 P: 5	R: 0 E: 1 K: 1 S: 5	H: 1 LOB: 0 BB: 0 P: 5	R: 0 E: 0 K: 1 S: 6	H: 1 LOB: 1 BB: 0 P: 6	R: 0 E: 0 K: 0 S: 3	H: 1 LOB: 0 BB: 0 P: 3	R: 0 E: 0 K: 1 S: 5	H: 0 LOB: 1 BB: 1 P: 9	R: 0 E: 0 K: 1 S: 5	H: 0 LOB: 0 BB: 0 P: 5	R: 0 E: 0 K: 0 S: 6	H: 4 LOB: 3 BB: 0 P: 6
--------------	------------------------------	---------------------------------	------------------------------	---------------------------------	------------------------------	---------------------------------	------------------------------	---------------------------------	------------------------------	---------------------------------	------------------------------	---------------------------------	------------------------------	---------------------------------	------------------------------	---------------------------------	------------------------------	---------------------------------

PITCHER	IP	WLS	BF	H	R	ER	SO	BB	IBB	HBP	BLK	WP	HR	S	P	ERA	WHIP
Phil Ortega, R ERA: 4.13 (1, 1)	5.1	W	23	9	2	2	4	0	0	0	0	0	1	31	31	3.38	1.688
Mike McCormick, L ERA: 2.91 (6, 1)	3.1		12	3	0	0	2	1	0	0	0	0	0	15	19	0.00	1.200
Ron Kline, R ERA: 2.2 (9, 1)	0.1	S	2	1	0	0	0	0	0	0	0	0	0	2	2	0.00	3.000

Batter	1	2	3	4	5	6	7	8	9	10	11	AB R H RBI BB SO LOB	TOP				
Don Blasingame, L (1, 4) <small>OBP: 0.272, SLG: 0.297</small> Ed Brinkman, R (8, PH) <small>OBP: 0.246, SLG: 0.253</small> (8, 6)												4 1 1 0 0 2 2 2 0 0 0 0 0 2					
Ken Hamlin, R (1, 6) <small>OBP: 0.345, SLG: 0.389</small> (8, 4)												6 2 2 0 0 1 2					
Willie Kirkland, L (1, 7) <small>OBP: 0.279, SLG: 0.463</small> (8, 9)												6 1 1 1 0 3 3					
Dick Nen, L (1, 3) <small>OBP: 0.364, SLG: 0.439</small>												6 1 2 0 0 2 4					
Jim King, L (1, 9) <small>OBP: 0.225, SLG: 0.411</small> Frank Howard, R (8, PH) <small>OBP: 0.346, SLG: 0.482</small> Marshall Erdoss, S (8, 1) <small>OBP: 0.200, SLG: 0.600</small> Doug Germitz, R (8, PH) <small>OBP: 0.286, SLG: 0.290</small> Steve Ridzik, R (8, 1) <small>OBP: 0.154, SLG: 0.231</small> Joe Cunningham, L (11, PH) <small>OBP: 0.387, SLG: 0.327</small> Howie Kopitz, R (11, 1) <small>OBP: 0.115, SLG: 0.115</small>												3 1 1 2 0 0 1 1 0 0 0 0 0 0 0 0 0 0 0 0 0 1 0 0 0 0 0 0 0 0 0 0 0 0 0 1 1 1 3 0 0 0 0 0 0 0 0 0 0					
Woodie Held, R (1, 8) <small>OBP: 0.350, SLG: 0.456</small> (8, 7)												6 0 1 1 0 1 1					
Mike Brumley, L (1, 2) <small>OBP: 0.273, SLG: 0.272</small> Don Zimmer, R (8, PH) <small>OBP: 0.292, SLG: 0.273</small> (8, 2)												2 0 0 0 1 1 0 1 1 0 0 1 0 0	AB 47 R 8 H 13 RBI 8 BB 3 SO 11 LOB 20				
Ken McMullen, R (1, 5) <small>OBP: 0.306, SLG: 0.416</small>												4 0 3 0 1 0 2					
Frank Kreutzer, R (1, 1) <small>OBP: 0.182, SLG: 0.400</small> Buster Narum, R (3, 1) <small>OBP: 0.081, SLG: 0.114</small> Ron Kline, R (7, 1) Don Lock, R (8, PH) <small>OBP: 0.320, SLG: 0.366</small> (8, 8)												1 0 0 0 0 0 0 1 0 0 0 0 0 1 0 0 0 0 0 0 0 2 0 1 1 0 1 1					
Inning Stats	R: 3 H: 3 E: 1 LOB: 2 K: 1 BB: 1 S: 9 P: 13	R: 1 H: 2 E: 0 LOB: 1 K: 1 BB: 0 S: 7 P: 7	R: 0 H: 0 E: 0 LOB: 0 K: 1 BB: 0 S: 5 P: 5	R: 0 H: 1 E: 0 LOB: 1 K: 1 BB: 0 S: 6 P: 6	R: 0 H: 1 E: 0 LOB: 1 K: 1 BB: 0 S: 6 P: 6	R: 0 H: 1 E: 0 LOB: 1 K: 1 BB: 0 S: 6 P: 6	R: 0 H: 0 E: 0 LOB: 0 K: 2 BB: 0 S: 7 P: 7	R: 1 H: 2 E: 0 LOB: 2 K: 1 BB: 1 S: 7 P: 11	R: 0 H: 1 E: 0 LOB: 1 K: 1 BB: 0 S: 5 P: 9	R: 3 H: 2 E: 1 LOB: 0 K: 0 BB: 0 S: 6 P: 6	1B: 9 SF: 0 2B: 2 SAC: 1 3B: 1 DP: 0 HR: 1 HBP: 0	WP: 0 PA: 51 PB: 0 SB: 1 CS: 0					
PITCHER	IP WLS BF H R ER SO BB IBB HBP BLK WP HR S P ERA WHIP																
Milt Pappas, R (1, 1) <small>ERA: 2.33</small>	6.0	28	8	4	1	6	1	0	0	0	0	0	0	39	43	1.50	1.500
Harvey Haddix, L (7, 1) <small>ERA: 2.76</small>	1.2	8	2	1	1	3	1	0	0	0	0	0	0	13	17	5.40	1.800
Steve Barber, L (8, 1) <small>ERA: 3.54</small>	0.1	1	0	0	0	0	0	0	0	0	0	0	0	1	1	0.00	0.000
Dave McNally, L (9, 1) <small>ERA: 3.15</small>	2.0	8	1	0	0	2	1	0	0	0	0	0	0	11	15	0.00	1.000
Don Larsen, R (11, 1) <small>ERA: 3.21</small>	1.0	L	6	2	3	0	0	0	0	0	0	0	0	6	6	0.00	2.000

Washington Senators @ Baltimore Orioles
Memorial Stadium, Baltimore, MD
Sat Aug 14 1965, 7:05 PM EDT
Att: 6,419 - Unknown

livebaseballscorecards.com



Batter	1	2	3	4	5	6	7	8	9	10	11	AB R H RBI BB SO LOB	BOTTOM
--------	---	---	---	---	---	---	---	---	---	----	----	----------------------	--------

Norm Siebern, L <small>(1, 3) OBP: 0.384, SLG: 0.459</small>												5 1 2 1 0 1 0	Washington Senators @ Baltimore Orioles Memorial Stadium, Baltimore, MD Sat Aug 14 1965, 7:05 PM EDT Att: 6,419 - Unknown livebaseballscorecards.com	
Paul Blair, R <small>(1, 8) OBP: 0.290, SLG: 0.325</small>												6 0 1 0 0 1 4		
Bob Johnson, R <small>(1, 6) OBP: 0.309, SLG: 0.399</small>												5 0 0 0 1 0 2		
Brooks Robinson, R <small>(1, 5) OBP: 0.373, SLG: 0.453</small>												4 0 2 1 0 0 2		
Curt Blefary, L <small>(1, 7) OBP: 0.367, SLG: 0.449</small>												4 1 1 0 1 0 4		
Jerry Adair, R <small>(1, 4) OBP: 0.300, SLG: 0.326</small>												5 1 0 0 0 2 4		
Jackie Brandt, R <small>(1, 9) OBP: 0.307, SLG: 0.415</small>												5 2 2 2 0 1 0		AB 42 R 5 H 9 RBI 4 BB 4 SO 7 LOB 19
Dick Brown, R <small>(1, 2) OBP: 0.306, SLG: 0.387</small>												4 0 1 0 1 1 0		
<small>Milt Pappas, R Charlie Lau, L Harvey Haddix, L Steve Barber, L Luis Adonis, SS Dave McNally, R Boog Powell, L Mark Belanger, R Don Larsen, R</small>												2 0 0 0 0 0 0 1 1 0 0 0 0 0 0 2 0 0 0 0 0 0 0 0 0 0 0 0 0 0 0 0 1 0 0 0 0 0 1 0		

Inning Stats	R: 1	H: 1	R: 0	H: 1	R: 0	H: 1	R: 0	H: 0	R: 0	H: 2	R: 1	H: 1	R: 3	H: 2	R: 0	H: 0	R: 0	H: 1	R: 0	H: 0	R: 0	H: 0	1B: 8	SF: 2	WP: 1	PA: 49		
	E: 1	LOB: 1	E: 0	LOB: 1	E: 0	LOB: 3	E: 0	LOB: 0	E: 0	LOB: 2	E: 1	LOB: 2	E: 2	LOB: 0	E: 0	LOB: 0	E: 0	LOB: 1	E: 0	LOB: 1	E: 0	LOB: 0	2B: 0 <td>SAC: 0 <td>PB: 0 <td></td> </td></td>	SAC: 0 <td>PB: 0 <td></td> </td>	PB: 0 <td></td>			
	K: 0	BB: 0	K: 1	BB: 0	K: 2	BB: 2	K: 1	BB: 0	K: 0	BB: 0	K: 0	BB: 1	K: 0	BB: 0	K: 2	BB: 0	K: 0	BB: 0	K: 1	BB: 1	K: 0	BB: 0	3B: 0 <td>DP: 0 <td>SB: 0 <td></td> </td></td>	DP: 0 <td>SB: 0 <td></td> </td>	SB: 0 <td></td>			
	S: 5	P: 5	S: 6	P: 6	S: 8	P: 16	S: 5	P: 5	S: 5	P: 5	S: 5	P: 9	S: 6	P: 6	S: 7	P: 7	S: 4	P: 4	S: 4	P: 8	S: 3	P: 3	HR: 1 <td>HBP: 0 <td>CS: 1 <td></td> </td></td>	HBP: 0 <td>CS: 1 <td></td> </td>	CS: 1 <td></td>			
PITCHER	IP	WLS	BF	H	R	ER	SO	BB	IBB	HBP	BLK	WP	HR	S	P	ERA	WHIP											
Frank Kreutzer, L <small>(1, 1) ERA: 4.31</small>	2.2		14	3	1	0	2	2	0	0	0	1	0	16	24	0.00	1.875											
Buster Narum, R <small>(3, 1) ERA: 4.19</small>	4.0		20	5	4	0	2	1	0	0	0	0	1	23	27	0.00	1.500											
Ron Kline, R <small>(7, 1) ERA: 2.19</small>	0.1		1	0	0	0	0	0	0	0	0	0	0	1	1	0.00	0.000											
Marshall Bridges, L <small>(8, 1) ERA: 2.45</small>	1.0		3	0	0	0	2	0	0	0	0	0	0	7	7	0.00	0.000											
Steve Ridzik, R <small>(9, 1) ERA: 4.76</small>	2.0	W	7	1	0	0	1	1	0	0	0	0	0	8	12	0.00	1.000											
PITCHER	IP	WLS	BF	H	R	ER	SO	BB	IBB	HBP	BLK	WP	HR	S	P	ERA	WHIP											
Howie Kopitz, R <small>(11, 1) ERA: 4.68</small>	1.0	S	3	0	0	0	0	0	0	0	0	0	0	0	3	3	0.00	0.000										

Batter	1	2	3	4	5	6	7	8	9	AB R H RBI BB SO LOB	TOP	
Don Blasingame, L (1, 4) OBP: 0.275, SLG: 0.297 Ed Brinkman, R (8, 6) OBP: 0.245, SLG: 0.252	4-0 BB G1-6-3		0-0 1-3		0-0 F7			0-0 SH3 1B	0-0 4-3	3 1 1 0 1 0 1 1 0 0 0 0 0 1		
Ken Hamlin, R (1, 6) OBP: 0.341, SLG: 0.384 (8, 4)	0-0 F7		0-3 K			0-0 F5		0-0 SH3 1-2		3 0 0 0 0 1 1		
Willie Kirkland, L (1, 7) OBP: 0.278, SLG: 0.459	0-0 G1-6-3 1-2f			0-0 1-3		0-0 F5		0-0 1B		4 0 1 1 0 0 1		
Dick Nen, L (1, 3) OBP: 0.351, SLG: 0.422		0-0 G3		0-0 G3		0-0 F8		0-3 K		4 0 0 0 0 1 1		
Jim King, L (1, 9) OBP: 0.328, SLG: 0.407		4-0 1B BB		4-0 BB			0-0 F8	0-0 F3		2 1 0 0 2 0 1		
Woodie Held, R (1, 8) OBP: 0.352, SLG: 0.469		0-3 K 1-2		0-0 4-3			0-0 1B BB		0-0 HR	4 2 2 1 0 1 2		
Mike Brumley, L (1, 2) OBP: 0.283, SLG: 0.280		0-0 1B 2-H			4-0 SH1-4 BB		0-0 F8		0-0 CS 1B	3 0 2 1 1 0 1	AB 30 R 4 H 8 RBI 4 BB 5 SO 4 LOB 12	
Ken McMullen, R (1, 5) OBP: 0.308, SLG: 0.415		0-3 K 1-2			0-0 F7		4-0 1B BB		0-0 1B 1-2	3 0 1 0 1 1 2		
Pete Richert, L (1, 1) OBP: 0.196, SLG: 0.146 Ron Kline, R (9, 1)			0-0 F8		0-0 SH1-4		0-0 1B		0-0 F3	3 0 1 1 0 0 1 0 0 0 0 0 0 0		
Inning Stats	R: 0 E: 0 K: 0 S: 2 H: 0 LOB: 0 BB: 1 P: 6	R: 1 E: 0 K: 2 S: 8 H: 1 LOB: 1 BB: 1 P: 12	R: 0 E: 0 K: 1 S: 5 H: 0 LOB: 0 BB: 0 P: 5	R: 0 E: 0 K: 0 S: 3 H: 0 LOB: 1 BB: 1 P: 7	R: 0 E: 0 K: 0 S: 3 H: 0 LOB: 1 BB: 1 P: 7	R: 0 E: 0 K: 0 S: 3 H: 0 LOB: 0 BB: 0 P: 3	R: 1 E: 0 K: 0 S: 4 H: 2 LOB: 2 BB: 1 P: 8	R: 1 E: 0 K: 1 S: 7 H: 2 LOB: 1 BB: 0 P: 7	R: 1 E: 0 K: 0 S: 5 H: 3 LOB: 1 BB: 0 P: 5	1B: 7 2B: 0 3B: 0 HR: 1 SF: 0 SAC: 2 DP: 1 HBP: 0	WP: 0 PB: 0 SB: 2 CS: 1 PA: 37	
PITCHER John Miller, R (1, 1) ERA: 3.69 Dick Hall, R (9, 1) ERA: 2.96	IP WLS BF H R ER SO BB IBB HBP BLK WP HR S P ERA WHIP	8.0 L 32 5 3 3 4 5 0 0 0 0 0 0 35 55 3.38 1.250	1.0 5 3 1 1 0 0 0 0 0 0 0 0 1 5 5 9.00 3.000	PITCHER							IP WLS BF H R ER SO BB IBB HBP BLK WP HR S P ERA WHIP	

Washington Senators @ Baltimore Orioles
 Memorial Stadium, Baltimore, MD
 Sun Aug 15 1965, 3:33 AM EDT
 Att. 8,440 - Unknown

AB	30
R	4
H	8
RBI	4
BB	5
SO	4
LOB	12




Batter	1	2	3	4	5	6	7	8	9	AB	R	H	RBI	BB	SO	LOB
Norm Siebern, L (1, 3) OBP: 0.382, SLG: 0.456	0-0 5-3		0-3 K			0-3 K		0-0 1B		4	0	1	0	0	2	0
Paul Blair, R (1, 8) OBP: 0.289, SLG: 0.323	0-3 K			0-0 F9		0-0 5-3		0-0 1B		4	0	1	0	0	1	0
Bob Johnson, R (1, 6) OBP: 0.304, SLG: 0.392	0-0 F7			0-0 4-3		0-0 5-3		0-0 F8		4	0	0	0	0	0	2
Brooks Robinson, R (1, 5) OBP: 0.376, SLG: 0.456		0-0 1-3		0-0 1B			0-0 1B		0-0 2B 1B 1B	4	1	3	0	0	0	0
Curt Blefary, L (1, 7) OBP: 0.366, SLG: 0.445		4-0 BB		0-0 G3			0-0 F5		0-0 F5	3	0	0	0	1	0	3
Jerry Adair, R (1, 4) OBP: 0.297, SLG: 0.323		0-0 F9			0-0 5-3		0-0 F8		0-0 F8	4	0	0	0	0	0	3
Jackie Brandt, R (1, 9) OBP: 0.307, SLG: 0.417		0-3 K			0-3 K		0-0 F5		0-0 1B 2B	4	1	1	0	0	2	2
Dick Brown, R (1, 2) OBP: 0.306, SLG: 0.382			0-0 F7		4-0 BB			0-3 K	0-0 2-H 3-H 1B	2	0	0	0	1	1	0
Charlie Lau, L (9, PH) OBP: 0.383, SLG: 0.507										1	0	1	2	0	0	0
John Miller, R (1, 1) OBP: 0.174, SLG: 0.050			0-0 3-1		0-0 1-3			0-0 5-3	0-0 F7	2	0	0	0	0	0	1
John Orsino, R (8, PH) OBP: 0.328, SLG: 0.430										1	0	0	0	0	0	0
Dick Hall, R (9, 1) OBP: 0.583, SLG: 0.700										0	0	0	0	0	0	0
Boog Powell, L (9, PH) OBP: 0.317, SLG: 0.362										1	0	0	0	0	0	1

Inning Stats	R: 0	H: 0	E: 0	K: 1	S: 5	R: 0	H: 0	E: 0	K: 1	S: 5	R: 0	H: 0	E: 0	K: 1	S: 5	R: 0	H: 0	E: 0	K: 1	S: 5	R: 0	H: 0	E: 0	K: 1	S: 5	R: 0	H: 2	E: 0	K: 1	S: 7	R: 2	H: 3	E: 0	K: 0	S: 6	1B: 6	SF: 0	2B: 1	SAC: 0	3B: 0	DP: 0	HR: 0	HBP: 0	WP: 0	PA: 36
PITCHER	IP	WLS	BF	H	R	ER	SO	BB	IBB	HBP	BLK	WP	HR	S	P	ERA	WHIP																			ERA	WHIP								
Pete Richert, L (1, 1) ERA: 2.61	8.2	W	34	6	2	2	6	2	0	0	0	0	0	44	52	2.08	0.923																												
Ron Kline, R (9, 1) ERA: 2.18	0.1	S	2	1	0	0	0	0	0	0	0	0	0	2	2	0.00	3.000																												

BOTTOM

Washington Senators @ Baltimore Orioles
Memorial Stadium, Baltimore, MD
 Sun Aug 15 1965, 3:33 AM EDT
 Att. 8,440 - Unknown

AB	34
R	2
H	7
RBI	2
BB	2
SO	6
LOB	12



livebaseballscorecards.com

Batter	1	2	3	4	5	6	7	8	9	AB R H RBI BB SO LOB	TOP		
Don Buford, S (1, 4) OBP: 0.351, SLG: 0.388	0-0 2B 1B	0-3 K			0-0 E4 FC4-6		0-0 E9 1B 2B		0-0 1B G4-6-3 2B	5 3 3 0 0 1 0			
Floyd Robinson, L (1, 9) OBP: 0.340, SLG: 0.369	0-0 1B 2B		0-0 4-3		0-0 FC4-6 4-3		4-0 1B BB		0-0 G4-6-3 1B	4 1 2 0 1 0 1			
Danny Cater, R (1, 7) OBP: 0.324, SLG: 0.426	0-0 1B 1B		0-0 1B 2B		0-0 4-3		0-0 1B		0-0 G4-6-3	5 1 3 3 0 0 2			
Bill Skowron, R (1, 3) OBP: 0.327, SLG: 0.444 Tom McCraw, L (9, PR) OBP: 0.274, SLG: 0.275	0-0 1B		0-0 1B 2B		0-0 F4		0-0 F7		0-0 HBP	4 0 2 1 0 0 3 0 0 0 0 0 0 0			
John Romano, R (1, 2) OBP: 0.363, SLG: 0.426 J.C. Martin, L (6, 2) OBP: 0.348, SLG: 0.358	0-0 F4		0-0 5-3		0-3 K		0-0 K		0-0 SH4-3 1B 2B	3 0 0 0 0 1 3 2 1 1 0 0 0 1			
Pete Ward, L (1, 5) OBP: 0.347, SLG: 0.393	0-0 G6-4-3		0-0 4-3		0-0 F9		0-0 6-3		0-0 SH4-3	3 0 0 0 0 0 3			
Ron Hansen, R (1, 6) OBP: 0.310, SLG: 0.377		0-0 F9		0-0 F4		0-0 6-3		0-0 1B K2-5-2 1B		4 0 1 1 0 0 0			
Ken Berry, R (1, 8) OBP: 0.258, SLG: 0.331		0-0 HR		0-0 F7		0-0 1B		0-0 1B		4 1 3 1 0 0 0			
John Buzhardt, R (1, 1) OBP: 0.238, SLG: 0.135 Hoyt Wilhelm, R (7, 1)		0-3 K		0-3 K		0-0 5-3		0-3 K2-5-2		3 0 0 0 0 2 0 1 0 0 0 0 1 2			
Inning Stats	R: 2 H: 4 E: 0 LOB: 1 K: 0 BB: 0 S: 6 P: 6	R: 1 H: 1 E: 0 LOB: 0 K: 2 BB: 0 S: 8 P: 8	R: 1 H: 2 E: 0 LOB: 1 K: 0 BB: 0 S: 5 P: 5	R: 0 H: 0 E: 0 LOB: 0 K: 1 BB: 0 S: 5 P: 5	R: 0 H: 0 E: 1 LOB: 1 K: 0 BB: 0 S: 4 P: 4	R: 0 H: 0 E: 0 LOB: 0 K: 1 BB: 0 S: 5 P: 5	R: 1 H: 3 E: 1 LOB: 2 K: 0 BB: 1 S: 5 P: 9	R: 1 H: 3 E: 0 LOB: 2 K: 1 BB: 0 S: 7 P: 7	R: 1 H: 2 E: 0 LOB: 1 K: 0 BB: 0 S: 4 P: 5	1B: 9 SF: 0 2B: 6 SAC: 1 3B: 0 DP: 3 HR: 1 HBP: 1	WP: 0 PA: 41 PB: 0 SB: 0 CS: 0		
PITCHER	IP WLS BF H R ER SO BB IBB HBP BLK WP HR S P ERA WHIP											PITCHER	IP WLS BF H R ER SO BB IBB HBP BLK WP HR S P ERA WHIP
Mike McCormick, L (1, 1) ERA: 3.12	3.0 L 15 7 4 4 2 0 0 0 0 0 0 1 19 19 12.00 2.333												
Buster Narum, R (4, 1) ERA: 4.12	2.0 7 0 0 0 1 0 0 0 0 0 0 0 9 9 0.00 0.000												
Steve Ridzik, R (6, 1) ERA: 4.75	2.0 9 3 1 1 1 1 0 0 0 0 0 0 10 14 4.50 2.000												
Marshall Bridges, L (8, 1) ERA: 2.66	0.1 4 3 1 1 0 0 0 0 0 0 0 0 4 4 27.00 9.000												
Ryne Duren, R (8, 1) ERA: 5.03	1.2 6 2 1 1 1 0 0 1 0 0 0 0 7 8 5.40 1.200												

Chicago White Sox @ Washington Senators
D.C. Stadium, Washington, DC
Tue Aug 17 1965, 7:05 PM EDT
Unknown

AB	38
R	7
H	15
RBI	6
BB	1
SO	5
LOB	15



Batter	1	2	3	4	5	6	7	8	9	AB	R	H	RBI	BB	SO	LOB
Don Blasingame, L (1, 4) OBP: 0.272, SLG: 0.293	0-0 F9		0-0 6-3		0-0 6-3		0-0 3-1			4	0	0	0	0	0	4
Ken Hamlin, R (1, 6) OBP: 0.336, SLG: 0.378	0-0 F6			0-0 F8		0-0 5-3		0-0 F8		4	0	0	0	0	0	0
Willie Kirkland, L (1, 7) OBP: 0.274, SLG: 0.450	0-0 F8			0-0 4-3		0-0 F6		0-0 F7		4	0	0	0	0	0	0
Dick Nen, L (1, 3) OBP: 0.357, SLG: 0.425		0-0 L4-3 1B		0-3 K		0-0 1B		0-0 4-3		4	0	2	0	0	1	0
Jim King, L (1, 9) OBP: 0.326, SLG: 0.401		0-0 L4-3 1-2			1-0 4-3 2B HBP		0-0 F9		0-0 F6	3	1	0	0	0	0	2
Woodie Held, R (1, 8) OBP: 0.351, SLG: 0.463		0-3 K			0-3 K			0-0 F6	3	0	0	0	1	2	1	
Mike Brumley, L (1, 2) OBP: 0.277, SLG: 0.273			0-0 G3		0-0 4-3		0-0 F8		0-0 F8	4	0	0	0	0	0	2
Ken McMullen, R (1, 5) OBP: 0.313, SLG: 0.421			0-0 1B		0-0 2B		0-0 BB			2	1	2	1	1	0	0
Mike McCormick, L (1, 1) OBP: 0.175, SLG: 0.029			0-0 F3		0-0 1B		0-0 F3			0	0	0	0	0	0	0
Doug Camilli, R (3, PH) OBP: 0.264, SLG: 0.288										1	0	0	0	0	0	1
Buster Narum, R (4, 1) OBP: 0.081, SLG: 0.114										0	0	0	0	0	0	0
Joe Cunningham, L (5, PH) OBP: 0.379, SLG: 0.331										1	0	1	1	0	0	0
Steve Ridzik, R (6, 1) OBP: 0.194, SLG: 0.231										0	0	0	0	0	0	0
Frank Howard, R (7, PH) OBP: 0.345, SLG: 0.480										1	0	0	0	0	0	2
Marshall Bridges, S (8, 1) OBP: 0.200, SLG: 0.600										0	0	0	0	0	0	0
Ryne Duren, R (8, 1)										0	0	0	0	0	0	0

Inning Stats	R: 0	H: 0	E: 0	K: 0	S: 3	R: 0	H: 1	E: 0	K: 1	S: 5	R: 0	H: 1	E: 0	K: 0	S: 4	R: 0	H: 0	E: 0	K: 1	S: 5	R: 2	H: 2	E: 0	K: 1	S: 7	R: 0	H: 1	E: 0	K: 0	S: 4	R: 0	H: 0	E: 0	K: 0	S: 3	R: 0	H: 0	E: 0	K: 0	S: 3	R: 0	H: 0	E: 0	K: 0	S: 3	1B: 4	SF: 0	2B: 2	SAC: 0	3B: 0	DP: 1	HR: 0	HBP: 1	WP: 0	PA: 34
PITCHER	IP	WLS	BF	H	R	ER	SO	BB	IBB	HBP	BLK	WP	HR	S	P	ERA	WHIP																																						
John Buzhardt, R (1, 1) ERA: 3.22	6.0	W	24	5	2	2	3	1	0	1	0	0	0	28	33	3.00	1.000																																						
Hoyt Wilhelm, R (7, 1) ERA: 2.17	3.0	S	10	0	0	0	0	1	0	0	0	0	0	9	13	0.00	0.333																																						

BOTTOM

Chicago White Sox @ Washington Senators
 D.C. Stadium, Washington, DC
 Tue Aug 17 1965, 7:05 PM EDT
 Unknown

AB	31
R	2
H	5
RBI	2
BB	2
SO	3
LOB	12



Batter	1	2	3	4	5	6	7	8	9	AB R H RBI BB SO LOB	TOP											
Danny Cater, R OBP: 0.322, SLG: 0.423 (1, 7) X	0-0 6-3 1B		0-0 5-3 1B	0-0 1B		0-0 F8		0-0 F8		5 0 1 0 0 0 1												
Don Buford, S OBP: 0.352, SLG: 0.393 (1, 4) X (9, 5)	0-0 1B 3B		0-0 4-3 1B	0-0 1B		0-0 F8		0-0 F7		5 1 2 0 0 0 0												
Floyd Robinson, L OBP: 0.343, SLG: 0.377 (1, 9) X	0-0 G6-4-3 1B		0-0 HR	0-0 4-3		0-0 F5		4-0 E FC5-2 BB		4 1 2 2 1 0 2												
Bill Skowron, R OBP: 0.326, SLG: 0.443 Tom McCraw, L OBP: 0.274, SLG: 0.275 (1, 3) X (3, PH) (3, 3)	0-0 G6-4-3 1-2f		0-0 1B	0-0 1B		0-0 F8		0-0 1-3		1 0 0 0 0 0 1 4 0 1 0 0 0 1												
Pete Ward, L OBP: 0.347, SLG: 0.391 Al Weis, S OBP: 0.348, SLG: 0.386 (1, 5) X (9, PR) (9, 4)		0-0 G3	0-0 WP 1B	0-0 4-3		0-0 4-3		0-3 K		4 0 1 0 1 1 0 0 0 0 0 0 0 0												
Ron Hansen, R OBP: 0.311, SLG: 0.381 (1, 6) X		0-0 5-3	4-0 1-2 BB	0-3 K		0-0 F8		0-0 FC5-2 IBB		4 1 1 0 1 1 3												
J.C. Martin, L OBP: 0.345, SLG: 0.359 (1, 2) X		0-0 E4	0-0 F7	0-0 FC1-5 2B		0-0 F9		0-3 K		5 0 1 0 0 1 6												
Ken Berry, R OBP: 0.258, SLG: 0.328 (1, 8) X		0-0 E6	0-0 F8	0-0 FC1-5 HR		0-0 FC1-5 HR		1-0 S HBP		3 1 0 0 0 0 2												
Juan Pizarro, L OBP: 0.235, SLG: 0.412 (1, 1) X		0-0 1-3	0-0 G3	0-0 K		0-0 K		0-3 K		4 1 1 2 0 1 3												
Inning Stats	R: 1 E: 0 K: 0 S: 4	H: 2 LOB: 0 BB: 0 P: 4	R: 0 E: 2 K: 0 S: 5	H: 0 LOB: 2 BB: 0 P: 5	R: 1 E: 0 K: 0 S: 6	H: 3 LOB: 3 BB: 1 P: 10	R: 0 E: 0 K: 0 S: 5	H: 2 LOB: 2 BB: 0 P: 5	R: 0 E: 0 K: 1 S: 5	H: 0 LOB: 0 BB: 0 P: 5	R: 2 E: 0 K: 0 S: 5	H: 2 LOB: 0 BB: 0 P: 5	R: 0 E: 0 K: 1 S: 5	H: 0 LOB: 0 BB: 0 P: 5	R: 1 E: 0 K: 1 S: 6	H: 1 LOB: 1 BB: 0 P: 7	R: 0 E: 1 K: 1 S: 6	H: 0 LOB: 3 BB: 2 P: 14	1B: 5 2B: 1 3B: 2 HR: 2	SF: 0 SAC: 0 DP: 1 HBP: 1	WP: 1 PA: 43	
PITCHER	IP WLS BF H R ER SO BB IBB HBP BLK WP HR S P ERA WHIP																				PITCHER	IP WLS BF H R ER SO BB IBB HBP BLK WP HR S P ERA WHIP
Bennie Daniels, R ERA: 4.75 (1, 1)	5.2 L 28 9 4 4 1 1 0 0 0 1 2 29 33 6.35 1.765																					
Frank Kreutzer, L ERA: 4.2 (6, 1)	1.1 4 0 0 0 1 0 0 0 0 0 0 6 6 0.00 0.000																					
Ron Kline, R ERA: 2.24 (8, 1)	2.0 11 1 1 1 2 1 1 1 0 0 0 12 21 4.50 1.000																					

Chicago White Sox @ Washington Senators
D.C. Stadium, Washington, DC
Tue Aug 17 1965, 7:05 PM EDT
Att: 12,685 - Unknown

AB	39
R	5
H	10
RBI	4
BB	3
SO	4
LOB	19



Batter	1	2	3	4	5	6	7	8	9	AB	R	H	RBI	BB	SO	LOB
Joe Cunningham, L (1, 3) OBP: 0.366, SLG: 0.328	0-0 F9		0-3 K		0-0 F9		0-0 G4-3		0-0	5	0	1	0	0	1	3
Ken Hamlin, R (1, 4) OBP: 0.330, SLG: 0.370	0-0 F8		0-0 4-3		0-0 F3			0-0 F9	0-0 F9	5	0	0	0	0	0	3
Ken McMullen, R (1, 5) OBP: 0.315, SLG: 0.420	4-0 E		0-3 K			0-0 F3		0-0		3	1	1	0	1	1	0
Frank Howard, R (1, 7) OBP: 0.349, SLG: 0.483	0-0 E3			0-0 F7		0-0		0-0		4	0	3	0	0	0	0
Woodie Held, R (1, 9) OBP: 0.349, SLG: 0.458	0-0 F3			4-0		0-0		0-0		3	0	0	0	1	0	4
Don Lock, R (1, 8) OBP: 0.316, SLG: 0.362		0-0 4-3		0-3 K		0-0		0-0		4	0	0	0	0	1	4
Don Zimmer, R (1, 2) OBP: 0.301, SLG: 0.279		4-0		0-3 K		0-0		0-0		3	0	2	0	1	1	1
Ed Brinkman, R (1, 6) OBP: 0.242, SLG: 0.249		0-3 K			0-0 6-3		0-0		0-0	4	0	0	0	0	1	3
Bennie Daniels, L (1, 1) OBP: 0.236, SLG: 0.133		0-0			4-0		4-0		0-0	1	0	0	0	0	1	0
Frank Kreuzer, R (6, 1) OBP: 0.182, SLG: 0.400										0	0	0	0	0	0	0
Doug Camilli, R (7, PH) OBP: 0.268, SLG: 0.288										0	0	0	0	0	1	0
Pete Richert, L (7, PH) OBP: 0.188, SLG: 0.146										0	0	0	0	0	0	0
Ron Kline, R (8, 1) OBP: 0.273, SLG: 0.448										0	0	0	0	0	0	0
Willie Kirkland, L (9, PH)										1	0	0	0	0	0	1


Inning Stats	R: 1	H: 1	E: 1	LOB: 1	K: 0	BB: 1	S: 4	P: 8	R: 0	H: 0	E: 0	LOB: 0	K: 1	BB: 1	S: 5	P: 9	R: 0	H: 0	E: 0	LOB: 0	K: 2	BB: 0	S: 7	P: 7	R: 0	H: 0	E: 0	LOB: 1	K: 2	BB: 1	S: 7	P: 11	R: 0	H: 0	E: 0	LOB: 1	K: 0	BB: 1	S: 3	P: 7	R: 0	H: 1	E: 0	LOB: 1	K: 0	BB: 0	S: 4	P: 4	R: 0	H: 1	E: 0	LOB: 2	K: 0	BB: 1	S: 3	P: 7	R: 0	H: 2	E: 0	LOB: 2	K: 0	BB: 0	S: 5	P: 5	R: 0	H: 2	E: 0	LOB: 2	K: 0	BB: 0	S: 5	P: 5	R: 0	H: 2	E: 0	LOB: 2	K: 0	BB: 0	S: 5	P: 5	1B: 7	SF: 0	2B: 0	SAC: 0	3B: 0	DP: 1	HR: 0	HBP: 0	WP: 0	PA: 38
--------------	------	------	------	--------	------	-------	------	------	------	------	------	--------	------	-------	------	------	------	------	------	--------	------	-------	------	------	------	------	------	--------	------	-------	------	-------	------	------	------	--------	------	-------	------	------	------	------	------	--------	------	-------	------	------	------	------	------	--------	------	-------	------	------	------	------	------	--------	------	-------	------	------	------	------	------	--------	------	-------	------	------	------	------	------	--------	------	-------	------	------	-------	-------	-------	--------	-------	-------	-------	--------	-------	--------

PITCHER	IP	WLS	BF	H	R	ER	SO	BB	IBB	HBP	BLK	WP	HR	S	P	ERA	WHIP
Juan Pizarro, L (1, 1) ERA: 3.55	9.0	W	38	7	1	0	5	5	0	0	0	0	0	43	63	0.00	1.333

BOTTOM

Chicago White Sox @ Washington Senators
D.C. Stadium, Washington, DC
Tue Aug 17 1965, 7:05 PM EDT
Att. 12,685 - Unknown

AB	33
R	1
H	7
RBI	0
BB	5
SO	5
LOB	20



Batter	1	2	3	4	5	6	7	8	9	AB	R	H	RBI	BB	SO	LOB	TOP										
Danny Cater, R (1, 7) OBP: 0.319, SLG: 0.418	0-3 K	0-0 5-3		0-3 K		0-0 F4		0-0 FC6-4		5	0	0	0	0	2	1											
Don Buford, S (1, 4) OBP: 0.352, SLG: 0.390 Ron Hansen, R (9, PR) OBP: 0.311, SLG: 0.381 (9, 4)	0-0 1-3		4-0 BB HR BB	0-0 6-3		0-0 F7		4-0 1B 1B BB		3	1	0	0	2	0	0											
Floyd Robinson, L (1, 9) OBP: 0.346, SLG: 0.378	4-0 HR BB		0-0 F8	0-0 1B		0-0 4-1		0-0 1B 1-3 1B		4	2	2	0	1	0	1											
Pete Ward, L (1, 5) OBP: 0.350, SLG: 0.401	0-0 1-H HR		4-0 1-2 HR BB	0-0 4-1		0-0 G3		0-0 1B 1-3 3-H 1B		4	2	2	3	1	0	1											
John Romano, R (1, 2) OBP: 0.371, SLG: 0.443	4-0 BB BB		0-0 1-H 2-H HR		0-0 1B		0-3 K		0-0 1-2 3-H 1B FC4	4	1	3	4	1	1	0											
Tom McCraw, L (1, 3) OBP: 0.281, SLG: 0.275	4-0 1-2 BB		0-0 1B 1B		0-0 F8		4-0 WP SH3-4 1B BB		0-0 F6	3	1	1	0	2	0	3											
Al Weis, S (1, 6) OBP: 0.345, SLG: 0.382	0-3 K		0-0 1-2 1B		0-3 K		0-0 SH3-4		0-0 F9	4	0	1	0	0	2	5											
Ken Berry, R (1, 8) OBP: 0.257, SLG: 0.326		0-0 F6	0-0 F7		0-0 F3		0-0 2-H FC6-4 1B		0-0 FC4	5	0	1	1	0	0	5											
Bruce Howard, S (1, 1) OBP: 0.182, SLG: 0.172 Bob Locker, S (9, 1)		0-0 4-3	0-0 F9		0-3 K				0-3 K	4	0	0	0	0	2	3											
										0	0	0	0	0	0	0											
Inning Stats	R: 2 E: 0 K: 2 S: 8	H: 1 LOB: 2 BB: 3 P: 20	R: 0 E: 0 K: 0 S: 3	H: 0 LOB: 0 BB: 0 P: 3	R: 3 E: 0 K: 0 S: 6	H: 3 LOB: 2 BB: 2 P: 14	R: 0 E: 0 K: 1 S: 6	H: 1 LOB: 1 BB: 0 P: 6	R: 0 E: 0 K: 1 S: 6	H: 1 LOB: 1 BB: 0 P: 6	R: 0 E: 0 K: 1 S: 5	H: 0 LOB: 0 BB: 0 P: 5	R: 0 E: 0 K: 1 S: 5	H: 0 LOB: 0 BB: 0 P: 5	R: 1 E: 0 K: 1 S: 6	H: 1 LOB: 1 BB: 1 P: 10	R: 2 E: 0 K: 0 S: 6	H: 3 LOB: 2 BB: 1 P: 10	1B: 8 2B: 0 3B: 0 HR: 2	SF: 0 SAC: 1 DP: 0 HBP: 0	WP: 1 PB: 0 SB: 0 CS: 0	PA: 44					
PITCHER	IP	WLS	BF	H	R	ER	SO	BB	IBB	HBP	BLK	WP	HR	S	P	ERA	WHIP										
Phil Ortega, R (1, 1) ERA: 4.35	2.1	L	14	2	5	5	2	5	0	0	0	0	2	13	33	19.29	3.000										
Marshall Bridges, L (3, 1) ERA: 2.49	2.2		12	4	0	0	2	0	0	0	0	0	0	16	16	0.00	1.500										
Howie Kopplitz, R (6, 1) ERA: 4.62	3.0		11	1	1	1	3	1	0	0	0	1	0	16	20	3.00	0.667										
Ryne Duren, R (9, 1) ERA: 5.56	0.0		2	1	2	2	0	1	0	0	0	0	0	1	5	∞	∞										
Mike McCormick, L (9, 1) ERA: 3.1	1.0		5	2	0	0	0	0	0	0	0	0	0	5	5	0.00	2.000										

Chicago White Sox @ Washington Senators
D.C. Stadium, Washington, DC
Wed Aug 18 1965, 7:05 PM EDT
Att. 5,393 - Unknown

AB	36
R	8
H	10
RBI	8
BB	7
SO	7
LOB	19



Batter	1	2	3	4	5	6	7	8	9	AB	R	H	RBI	BB	SO	LOB	BOTTOM			
Don Blasingame, L OBP: 0.272, SLG: 0.293 (1, 4)	0-0 F8		0-0 4-3		0-0 4-3			0-0 G4-6-3 1B	0-0 F8	4	0	1	0	0	0	0	Chicago White Sox @ Washington Senators			
Ryne Duren, R (9, 1)										0	0	0	0	0	0	0	D.C. Stadium, Washington, DC			
Mike McCormick, L OBP: 0.175, SLG: 0.029 (9, 1)										0	0	0	0	0	0	0	Wed Aug 18 1965, 7:05 PM EDT			
Ken Hamlin, R OBP: 0.328, SLG: 0.368 (9, PH)										1	0	0	0	0	0	3	Att. 5,393 - Unknown			
Ken McMullen, R OBP: 0.316, SLG: 0.421 (1, 5)	0-0 1B		0-3 K			0-0 G4-6-3 1B		0-0 G4-6-3 1B		4	0	2	0	0	1	1	livebaseballscorecards.com			
Willie Kirkland, L OBP: 0.276, SLG: 0.449 (1, 7)	0-3 K		0-0 1B			0-3 K		0-0 BB 1B		4	1	2	0	0	2	2				
Dick Nen, L OBP: 0.345, SLG: 0.409 (1, 3)	0-0 4-3		0-0 4-3			0-0 G4-6-3 1-2f		0-0 F6		4	0	0	0	0	0	4				
Jim King, L OBP: 0.325, SLG: 0.395 (1, 9)		0-0 5-3		0-0 F2			0-0 4-3		4-0 BB 1B	3	1	0	0	1	0	0				
Woodie Held, R OBP: 0.355, SLG: 0.460 (1, 8)		0-0 F8		0-0 G4-6-3 1B			0-0 1B		4-0 BB 1B	3	0	2	0	1	0	0				
Mike Brumley, L OBP: 0.282, SLG: 0.284 (1, 2)		0-0 2B		0-0 G4-6-3 1-2f			0-0 F2		0-0 BB 1B	4	0	2	2	0	0	2				
Ed Brinkman, R OBP: 0.243, SLG: 0.248 (1, 6)		4-0 BB		0-0 6-3			0-3 K		4-0 BB 1B	2	0	0	0	1	1	1				
Frank Howard, R OBP: 0.350, SLG: 0.483 (9, PH)									1-2 2-H 3-H	0	0	0	0	1	0	0				
Pete Richert, L OBP: 0.196, SLG: 0.146 (9, PR)									1-2 2-3	0	0	0	0	0	0	0				
Phil Ortega, R OBP: 0.233, SLG: 0.295 (1, 1)		0-0 4-3		0-0 4-3					0-0 F8	1	0	0	0	0	0	2				
Marshall Bridges, S OBP: 0.200, SLG: 0.600 (3, 1)										0	0	0	0	0	0	0				
Joe Cunningham, L OBP: 0.364, SLG: 0.326 (5, PH)										1	0	0	0	0	0	0				
Howie Koplitz, R OBP: 0.115, SLG: 0.115 (6, 1)										0	0	0	0	0	0	0				
Don Zimmer, R OBP: 0.296, SLG: 0.276 (8, PH)										2	0	0	0	0	1	3				
Don Zimmer, R OBP: 0.296, SLG: 0.276 (9, 4)																				
Inning Stats	R: 0 E: 0 K: 1 S: 6	H: 1 LOB: 1 BB: 0 P: 6	R: 0 E: 0 K: 0 S: 4	H: 1 LOB: 2 BB: 1 P: 8	R: 0 E: 0 K: 1 S: 6	H: 1 LOB: 0 BB: 0 P: 3	R: 0 E: 0 K: 0 S: 3	H: 0 LOB: 0 BB: 0 P: 3	R: 0 E: 0 K: 1 S: 5	H: 1 LOB: 0 BB: 0 P: 5	R: 0 E: 0 K: 1 S: 6	H: 1 LOB: 1 BB: 0 P: 6	R: 0 E: 0 K: 1 S: 5	H: 1 LOB: 0 BB: 0 P: 5	R: 2 E: 0 K: 0 S: 5	H: 2 LOB: 3 BB: 3 P: 17	1B: 8 2B: 1 3B: 0 HR: 0	SF: 0 SAC: 0 DP: 3 HBP: 0	WP: 0 PB: 0 SB: 0 CS: 0	PA: 37
PITCHER Bruce Howard, R ERA: 3.84 (1, 1)	IP: 8.1 WLS: W BF: 35 H: 9 R: 2 ER: 2 SO: 5 BB: 4 IBB: 0 HBP: 0 BLK: 0 WP: 0 HR: 0 S: 41 P: 57 ERA: 2.16 WHIP: 1.560																			
Bob Locker, R ERA: 2.52 (9, 1)	IP: 0.2 WLS: S BF: 2 H: 0 R: 0 ER: 0 SO: 0 BB: 0 IBB: 0 HBP: 0 BLK: 0 WP: 0 HR: 0 S: 2 P: 2 ERA: 0.00 WHIP: 0.000																			

Chicago White Sox @ Washington Senators
D.C. Stadium, Washington, DC
 Wed Aug 18 1965, 7:05 PM EDT
 Att. 5,393 - Unknown

AB	33
R	2
H	9
RBI	2
BB	4
SO	5
LOB	18



Batter	1	2	3	4	5	6	7	8	9	AB R H RBI BB SO LOB	TOP															
Larry Brown, R (1, 6) OBP: 0.332, SLG: 0.397	0-0 5-3		0-0 F3		0-0 5-3		0-0 F8			4 0 0 0 0 0 1	Cleveland Indians @ Washington Senators D.C. Stadium, Washington, DC Fri Aug 20 1965, 7:05 PM EDT Att. 9,203 - Unknown															
Vic Davalillo, L (1, 8) OBP: 0.342, SLG: 0.377	0-0 3-1		0-0 1-3		0-3 K			4-0 1B BB		3 0 0 0 1 1 1																
Chuck Hinton, R (1, 7) OBP: 0.340, SLG: 0.465	0-3 K			0-0 HR		0-0 FC5 S 1B		0-0 F4		4 1 2 1 0 1 1																
Rocky Colavito, R (1, 9) OBP: 0.392, SLG: 0.507		0-0 F8		0-0 3-1 SF8 2B		0-0 F8		0-0 F9		4 1 1 0 0 0 2																
Fred Whitfield, L (1, 3) OBP: 0.309, SLG: 0.493		0-0 F3		0-0 3-1 2-3		0-0 F2		0-0 1-2 1B		4 0 1 0 0 0 2																
Max Alvis, R (1, 5) OBP: 0.339, SLG: 0.455		0-0 S 1B		4-0 BB		4-0 IBB		0-0 5-3		2 0 1 0 2 0 2																
Joe Azcue, R (1, 2) OBP: 0.286, SLG: 0.263		0-0 6-3 1-2		0-0 SF8 3-H		0-0 FC5 2-3f			0-0 6-3	3 0 0 1 0 0 3																
Pedro Gonzalez, R (1, 4) OBP: 0.311, SLG: 0.384			0-0 1B	0-0 F3			0-0 F3		0-0 F9	4 0 1 0 0 0 1																
Luis Tiant, R (1, 1) OBP: 0.121, SLG: 0.143			0-0 F3		0-3 K		0-3 K		0-3 K	4 0 0 0 0 3 1																
Inning Stats	R: 0 E: 0 K: 1 S: 5	H: 0 LOB: 0 BB: 0 P: 5	R: 0 E: 0 K: 0 S: 4	H: 1 LOB: 1 BB: 0 P: 4	R: 0 E: 0 K: 0 S: 4	H: 1 LOB: 1 BB: 0 P: 4	R: 2 E: 0 K: 0 S: 5	H: 2 LOB: 1 BB: 1 P: 9	R: 0 E: 0 K: 2 S: 7	H: 0 LOB: 0 BB: 0 P: 7	R: 0 E: 0 K: 0 S: 4	H: 1 LOB: 2 BB: 1 P: 8	R: 0 E: 0 K: 1 S: 5	H: 0 LOB: 0 BB: 0 P: 5	R: 0 E: 0 K: 0 S: 4	H: 1 LOB: 2 BB: 1 P: 8	R: 0 E: 0 K: 1 S: 5	H: 0 LOB: 0 BB: 0 P: 5	R: 0 E: 0 K: 1 S: 5	H: 0 LOB: 0 BB: 0 P: 5	1B: 4 2B: 1 3B: 0 HR: 1	SF: 1 SAC: 0 DP: 0 HBP: 0	WP: 0 PB: 0 SB: 2 CS: 0	PA: 36		
PITCHER	IP WLS BF H R ER SO BB IBB HBP BLK WP HR S P ERA WHIP																									
Buster Narum, R (1, 1) ERA: 4.01	8.0	33	6	2	2	4	2	1	0	0	0	1	38	50	2.25	1.000										
Ron Kline, R (9, 1) ERA: 2.21	1.0	W	3	0	0	0	1	0	0	0	0	0	5	5	0.00	0.000										

livebaseballscorecards.com

AB	32
R	2
H	6
RBI	2
BB	3
SO	5
LOB	14



Batter	1	2	3	4	5	6	7	8	9	AB	R	H	RBI	BB	SO	LOB
Don Blasingame, L (1, 4) OBP: 0.271, SLG: 0.292	0-0 FC1-4 1B			0-0 4-3		0-0 L6		0-3 K		4	0	1	0	0	1	1
Ken McMullen, R (1, 5) OBP: 0.316, SLG: 0.418	0-0 FC1-4 1-2f			4-0 1B BB		0-0 1-3		0-0 6-3		3	1	0	0	1	0	2
Willie Kirkland, L (1, 9) OBP: 0.276, SLG: 0.446	0-3 K 1-2			0-0 1B 1-2 1B		0-3 K			0-0 F7	4	0	1	0	0	2	1
Frank Howard, R (1, 7) OBP: 0.350, SLG: 0.482		0-0 3-1		0-3 K			0-0 1B		4-0 HR BB	3	0	1	0	0	1	2
Don Lock, R (7, PR) OBP: 0.316, SLG: 0.362										0	0	0	0	0	0	0
Jim King, L (9, PH) OBP: 0.328, SLG: 0.395										0	1	0	0	1	0	0
Dick Nen, L (1, 3) OBP: 0.350, SLG: 0.439		0-0 6-3		0-0 1B 1-2 2-H			0-0 F6		0-0 HR	4	1	2	3	0	0	1
Woodie Held, R (1, 8) OBP: 0.351, SLG: 0.455				0-3 K			0-0 F7			3	0	0	0	0	2	3
Mike Brumley, L (1, 2) OBP: 0.283, SLG: 0.285				0-0 G6-4-3 1B		0-3 K		0-0 F9		3	0	1	0	0	1	1
Ken Hamlin, R (1, 6) OBP: 0.329, SLG: 0.368				0-0 G6-4-3 1-2f		0-0 1-3		0-0 SH5-4 1B		3	0	1	0	0	0	1
Buster Narum, R (1, 1) OBP: 0.077, SLG: 0.108				0-3 K		0-3 K		0-0 SH5-4		2	0	0	0	0	2	0
Joe Cunningham, L (8, PH) OBP: 0.364, SLG: 0.326								1-2		0	0	0	0	0	0	0
Ron Kline, R (9, 1)										0	0	0	0	0	0	0

Inning Stats	R: 0	H: 1	E: 0	LOB: 0	K: 1	S: 5	P: 5	R: 0	H: 0	E: 0	LOB: 0	K: 1	S: 5	P: 5	R: 0	H: 1	E: 0	LOB: 0	K: 1	S: 5	P: 5	R: 1	H: 2	E: 0	LOB: 2	K: 2	S: 9	P: 13	R: 0	H: 0	E: 0	LOB: 0	K: 2	S: 7	P: 7	R: 0	H: 0	E: 0	LOB: 0	K: 1	S: 5	P: 5	R: 0	H: 1	E: 0	LOB: 1	K: 0	S: 4	P: 4	R: 0	H: 1	E: 0	LOB: 1	K: 1	S: 6	P: 6	R: 2	H: 1	E: 0	LOB: 0	K: 0	S: 2	P: 6	1B: 6	SF: 0	2B: 0	SAC: 1	3B: 0	DP: 1	HR: 1	HBP: 0	WP: 0	PA: 32
PITCHER Luis Tiant, R (1, 1) ERA: 3.15	IP	WLS	BF	H	R	ER	SO	BB	IBB	HBP	BLK	WP	HR	S	P	ERA	WHIP	IP	WLS	BF	H	R	ER	SO	BB	IBB	HBP	BLK	WP	HR	S	P	ERA	WHIP	IP	WLS	BF	H	R	ER	SO	BB	IBB	HBP	BLK	WP	HR	S	P	ERA	WHIP																						

BOTTOM

Cleveland Indians @ Washington Senators
D.C. Stadium, Washington, DC
Fri Aug 20 1965, 7:05 PM EDT
Att. 9,203 - Unknown

livebaseballscorecards.com

AB	29
R	3
H	7
RBI	3
BB	2
SO	9
LOB	12



Batter	1	2	3	4	5	6	7	8	9	AB R H RBI BB SO LOB	TOP						
Vic Davalillo, L (1, 8) OBP: 0.339, SLG: 0.373	0-0 F9	0-0 F8			0-0 1-3		0-0 F9			4 0 0 0 0 0 2	Cleveland Indians @ Washington Senators D.C. Stadium, Washington, DC Sat Aug 21 1965, 3:33 AM EDT Att. 3,317 - Unknown						
Chico Salmon, R (1, 3) OBP: 0.279, SLG: 0.413 Fred Whitfield, L (8, PH) OBP: 0.309, SLG: 0.491 (8, 3)	0-0 1B 2B		0-0 6-3		0-3 K		0-0 F5			3 1 1 0 0 1 0 1 0 0 0 0 0 0							
Chuck Hinton, R (1, 7) OBP: 0.340, SLG: 0.463	0-3 K		0-0 F8		0-0 6-3		0-0 WP 1B			4 0 1 0 0 1 1							
Rocky Colavito, R (1, 9) OBP: 0.393, SLG: 0.507	0-0 FC5-4 1B		0-0 L5		0-0 2B 1B		0-0 F6			4 1 2 1 0 0 1							
Max Alvis, R (1, 5) OBP: 0.340, SLG: 0.457	0-0 FC5-4			0-3 K	0-0 1B 2B		4-0 IBB			3 0 1 0 1 1 1							
Larry Brown, R (1, 6) OBP: 0.334, SLG: 0.401		0-0 6-3 2B		0-0 F7	0-0 2B 1B		0-0 F1			4 0 2 1 0 0 2							
Pedro Gonzalez, R (1, 4) OBP: 0.307, SLG: 0.379		0-0 6-3		0-0 F9	0-0 F8		0-0 6-3			4 0 0 0 0 0 3							
Phil Roof, R (1, 2) OBP: 0.194, SLG: 0.147 Al Luplow, L (9, PH) OBP: 0.237, SLG: 0.314		4-0 BB			0-0 F3		0-0 F7			2 0 0 0 1 0 0 1 0 0 0 0 1 0							
Steve Hargan, R (1, 1) Dick Howser, R (9, PH) OBP: 0.360, SLG: 0.288		0-0 F3			0-0 5-3		0-0 5-3			3 0 0 0 0 0 2 1 0 0 0 0 0 0							
Inning Stats	R: 1 H: 2 E: 0 LOB: 1 K: 1 BB: 0 S: 7 P: 7	R: 0 H: 1 E: 0 LOB: 2 K: 0 BB: 1 S: 4 P: 8	R: 0 H: 0 E: 0 LOB: 0 K: 0 BB: 0 S: 3 P: 3	R: 0 H: 0 E: 0 LOB: 0 K: 1 BB: 0 S: 5 P: 5	R: 0 H: 0 E: 0 LOB: 0 K: 0 BB: 0 S: 3 P: 3	R: 1 H: 3 E: 0 LOB: 2 K: 1 BB: 0 S: 8 P: 8	R: 0 H: 0 E: 0 LOB: 0 K: 0 BB: 0 S: 3 P: 3	R: 0 H: 1 E: 0 LOB: 2 K: 0 BB: 1 S: 4 P: 8	R: 0 H: 0 E: 0 LOB: 0 K: 1 BB: 0 S: 5 P: 5	1B: 4 SF: 0 2B: 3 SAC: 0 3B: 0 DP: 0 HR: 0 HBP: 0		WP: 1 PA: 36 PB: 0 SB: 0 CS: 0					
PITCHER	IP WLS BF H R ER SO BB IBB HBP BLK WP HR S P ERA WHIP																
Mike McCormick, L (1, 1) ERA: 3.07	7.0	28	6	2	2	3	1	0	0	0	0	0	33	37	2.57	1.000	
Howie Kopplitz, R (8, 1) ERA: 4.5	2.0	W	8	1	0	0	1	0	1	0	0	1	0	9	13	0.00	0.500

livebaseballscorecards.com

AB 34
R 2
H 7
RBI 2
BB 2
SO 4
LOB 12



Batter	1	2	3	4	5	6	7	8	9
Don Blasingame, L (1, 4) <small>OBP: 0.268, SLG: 0.289</small> Howie Koplitz, R (8, 1) <small>OBP: 0.115, SLG: 0.115</small>	0-0 4-3		0-3 K		0-0 FC2-6		0-0 F6		
Ken McMullen, R (1, 5) <small>OBP: 0.315, SLG: 0.416</small>	0-0 FC4-6 1B		0-0 6-3		0-0 FC4-6		0-0 FC6-4		
Willie Kirkland, L (1, 9) <small>OBP: 0.272, SLG: 0.438</small>	0-0 FC4-6			0-0 G3	0-0 4-3			0-0 F4	
Frank Howard, R (1, 7) <small>OBP: 0.353, SLG: 0.483</small> Don Lock, R (6, PR) <small>OBP: 0.318, SLG: 0.364</small> (7, 8)	0-3 K			0-0 2B 1B 1B		0-0 CS 1B		0-0 HR 1B	
Dick Nen, L (1, 3) <small>OBP: 0.346, SLG: 0.441</small>		0-0 6-3		0-0 1B 2B		0-0 F6		0-0 F8	
Woodie Held, R (1, 8) <small>OBP: 0.353, SLG: 0.465</small> (7, 7)		0-3 K		0-0 F6		4-0 BB		0-0 HR	
Mike Brumley, L (1, 2) <small>OBP: 0.282, SLG: 0.284</small>		0-0 G3		0-0 2-H 3-H 1B		0-0 F9		0-0 4-3	
Ken Hamlin, R (1, 6) <small>OBP: 0.329, SLG: 0.368</small> (8, 4)			0-0 SH1-4 1B	0-0 L5			0-0 F6		
Mike McCormick, L (1, 1) <small>OBP: 0.195, SLG: 0.057</small> Joe Cunningham, L (7, PH) <small>OBP: 0.367, SLG: 0.326</small> Ed Brinkman, R (7, PR) <small>OBP: 0.243, SLG: 0.248</small> (8, 6)			0-0 SH1-4		0-0 FC2-6 1B		4-0 BB FC6-4 BB		

AB	R	H	RBI	BB	SO	LOB
4	0	0	0	0	1	3
0	0	0	0	0	0	0
4	0	1	0	0	0	3
4	0	0	0	0	0	2
3	1	2	0	0	1	1
1	1	1	0	0	0	0
4	1	1	0	0	0	2
3	1	1	2	1	1	2
4	0	1	2	0	0	1
3	0	1	0	0	0	1
1	0	1	0	0	0	0
0	0	0	0	1	0	0
0	0	0	0	0	0	0

BOTTOM

Cleveland Indians @ Washington Senators
D.C. Stadium, Washington, DC

Sat Aug 21 1965, 3:33 AM EDT
Att. 3,317 - Unknown

AB	31
R	4
H	9
RBI	4
BB	2
SO	3
LOB	15



Inning Stats	R: 0	H: 1	E: 0	LOB: 1	K: 1	BB: 0	S: 6	P: 6
	0	0	0	0	1	0	5	5
	0	0	0	0	1	0	6	6
	2	3	0	1	0	0	6	6
	0	1	0	1	0	0	4	4
	0	1	0	1	0	0	7	7
	0	0	0	1	0	1	5	5
	0	0	0	0	0	0	0	0
	1	2	0	0	0	0	1	1

PITCHER	IP	WLS	BF	H	R	ER	SO	BB	IBB	HBP	BLK	WP	HR	S	P	ERA	WHIP
Steve Hargan, R (1, 1) <small>ERA: 4.91</small>	8.0	L	34	9	4	4	3	2	0	0	0	0	1	38	46	4.50	1.375

WP	PA	ERA	WHIP
0	34		
0			
0			
1			

Batter	1	2	3	4	5	6	7	8	9	10	AB R H RBI BB SO LOB
Larry Brown, R (1, 6) OBP: 0.334, SLG: 0.398	4-0 L3-6 SH5-3 BB		x 0-0 6-3	x 0-0 F6		x 0-3 K		x 0-0 5-3		x 0-0 2B FC6-4 1B	5 1 1 1 1 1 2
Vic Davalillo, L (1, 8) OBP: 0.347, SLG: 0.388	0-0 SH5-3 1-2		x 0-0 1B	x 0-0 1B		x 0-0 2B		x 0-0 CS 1B		x 0-0 1-3 2B	5 0 5 2 0 0 0
Leon Wagner, L (1, 7) OBP: 0.355, SLG: 0.481	0-0 L3-6		x 0-0 FC5-4 1B	x 0-0 F4		x 4-0 BB		x 0-0 CS	x 0-0 L9	x 4-0 FC6-4 IBB	4 0 1 0 2 0 2 0 0 0 0 0 0 0
Chico Salmon, R (10, 3) OBP: 0.279, SLG: 0.413	2-3		x 1-3 1B			x 4-0 BB		x 1-2			
Rocky Colavito, R (1, 9) OBP: 0.392, SLG: 0.507		x 0-0 F6	x 0-0 FC5-4 1B		x 0-0 FC6-4 1B	x 0-0 F8			x 0-0 4-3 2B	x 0-0 FC6-4 1-2f 3-H	6 0 2 1 0 0 6
Chuck Hinton, R (1, 3) OBP: 0.342, SLG: 0.471		B B B B 4-0 G3 1B BB		x 0-0 1B 2B	x 0-0 FC6-4 1B		x 0-0 3B		x 0-0 4-3 2-3	x 0-0 F8	5 2 2 0 1 0 4
Max Alvis, R (1, 5) OBP: 0.339, SLG: 0.454		x 0-0 G3 1-2		x 0-0 1B 1B	x 0-0 F9		x 0-0 F6		x 0-0 F8		5 1 1 0 0 0 4
Joe Azcue, R (1, 2) OBP: 0.291, SLG: 0.273		x 0-0	x 0-0	x 0-0 F3	x 0-0		x 0-0 F4			x 0-0 SH SF8 2B	5 0 3 1 0 0 3 0 1 0 0 0 0 0 0 0 0 0 0 0 0
Dick Howser, R (10, PR) OBP: 0.360, SLG: 0.288		2-H 1B		1-3 1B							
Phil Roof, R (10, 2) OBP: 0.194, SLG: 0.147											
Pedro Gonzalez, R (1, 4) OBP: 0.306, SLG: 0.375		S S S S 0-3 K		x 4-0 1B 2B IBB	x 0-0 F8		x 0-0 F9		x 0-0 SH SF8 1B	x 0-0 SH SF8 1B	3 2 0 0 1 1 4
Sam McDowell, L (1, 1) OBP: 0.119, SLG: 0.119			x 0-0 F6	x 0-0		x 0-0 L3		S S S S 0-3 K		x 0-0 SF8	2 1 1 2 0 0 0 0 0 0 0 0 0 0 1 0 0 0 0 0 0 1 0 0 0 0 1 0 0 0 0 0 1 0 0 0 0 0 0 0 0 0 0 0
Don McMahon, R (5, 1) OBP: 0.400, SLG: 0.400				1-2 2-H 3-H 2B 1B							
Al Luplow, L (6, PH) OBP: 0.323, SLG: 0.306											
Gary Bell, R (6, 1) OBP: 0.077, SLG: 0.308											
Fred Whitfield, L (10, PH) OBP: 0.308, SLG: 0.491											
Bobby Tischenauer, R (10, 1) OBP: 0.308, SLG: 0.491											

AB	42
R	8
H	16
RBI	8
BB	5
SO	3
LOB	25



Inning Stats	R: 0	H: 0	E: 0	K: 0	S: 2	H: 0	LOB: 0	BB: 1	P: 6	R: 1	H: 1	E: 0	K: 1	S: 6	H: 1	LOB: 1	BB: 1	P: 10	R: 0	H: 2	E: 0	K: 0	S: 5	H: 2	LOB: 2	BB: 0	P: 5	R: 4	H: 4	E: 0	K: 0	S: 7	H: 4	LOB: 1	BB: 1	P: 11	R: 0	H: 1	E: 0	K: 1	S: 6	H: 1	LOB: 2	BB: 1	P: 10	R: 0	H: 1	E: 0	K: 0	S: 4	H: 1	LOB: 1	BB: 0	P: 4	R: 0	H: 1	E: 0	K: 1	S: 5	H: 1	LOB: 0	BB: 0	P: 5	R: 0	H: 1	E: 0	K: 0	S: 4	H: 1	LOB: 1	BB: 0	P: 4	R: 0	H: 3	E: 0	K: 0	S: 7	H: 3	LOB: 2	BB: 1	P: 11	1B: 9	2B: 7	3B: 1	HR: 0	SF: 1	SAC: 2	DP: 1	HBP: 0	WP: 0	PA: 51
PITCHER	IP	WLS	BF	H	R	ER	SO	BB	IBB	HBP	BLK	WP	HR	S	P	ERA	WHIP																																																																										
Phil Ortega, R (1, 1) ERA: 4.53	3.2		20	7	5	5	1	2	1	0	0	0	0	19	31	12.27	2.455																																																																										
Frank Kreutzer, L (4, 1) ERA: 4.17	0.1		1	0	0	0	0	0	0	0	0	0	0	1	1	0.00	0.000																																																																										
Steve Ridzik, R (5, 1) ERA: 4.7	1.0		5	2	0	0	0	0	0	0	0	0	0	5	5	0.00	2.000																																																																										
Bennie Daniels, R (6, 1) ERA: 4.72	0.2		4	1	0	0	1	1	0	0	0	0	0	5	9	0.00	3.000																																																																										
Howie Koplitz, R (6, 1) ERA: 4.37	2.1		8	2	0	0	1	0	0	0	0	0	0	10	10	0.00	0.857																																																																										
PITCHER	IP	WLS	BF	H	R	ER	SO	BB	IBB	HBP	BLK	WP	HR	S	P	ERA	WHIP																																																																										
Ron Kline, R (9, 1) ERA: 2.5	2.0	L	12	4	3	3	0	0	1	0	0	0	0	11	15	13.50	2.000																																																																										

Batter	1	2	3	4	5	6	7	8	9	10	AB	R	H	RBI	BB	SO	LOB																		
Ken Hamlin, R (1, 4) OBP: 0.329, SLG: 0.368	4-0 BB		0-3 K		0-0 FC5 BB E3	0-0 G3			0-0 5-3 2B	0-0 E3	5	0	1	0	1	1	1																		
Ken McMullen, R (1, 5) OBP: 0.315, SLG: 0.412	0-3 K		0-0 F4		4-0 1B BB E	0-3 K			4-0 5-3 IBB	0-0 F4	4	1	0	0	2	2	3																		
Frank Howard, R (1, 7) OBP: 0.353, SLG: 0.485	0-0 1B		0-0 2B		0-0 FC5 1B	0-0 5-3			0-3 K		5	2	2	0	0	1	4																		
Woodie Held, R (1, 9) (8, 8) OBP: 0.357, SLG: 0.471	0-3 K		0-0 2B		0-0 1B BB 1B			0-0 K2-4-2 1B	0-0 5-3		5	1	3	3	0	1	4																		
Don Lock, R (1, 8) Don Blasingame, L (7, PH) Jim King, L (8, 9) OBP: 0.318, SLG: 0.361 OBP: 0.268, SLG: 0.288 OBP: 0.331, SLG: 0.395	0-0 1-3		4-0 BB		0-3 K			0-3 K2-4-2	4-0 IBB		2	0	0	0	1	1	3																		
Don Zimmer, R (1, 2) Mike Brumley, L (9, PH) (10, 2) OBP: 0.302, SLG: 0.273 OBP: 0.281, SLG: 0.282		4-0 FC4-6 BB	0-3 K		4-0 1B BB			0-0 F2	0-0 F3		1	0	0	0	2	1	2																		
Dick Nen, L (1, 3) OBP: 0.341, SLG: 0.431		0-3 K			0-0 F8				0-0 F8		5	0	1	0	0	2	1																		
Ed Brinkman, R (1, 6) OBP: 0.245, SLG: 0.248		0-3 K			4-0 G4-6-3 BB				0-0 5-3		4	0	1	2	1	1	1																		
Phil Ortega, R (1, 1) Frank Kreuzer, R (1, 2) Joe Garreth, L (1, 3) Steve Rick, L (1, 4) Doug Canino, L (1, 5) Bennie Daniels, L (1, 6) Howie Kopitz, R (1, 7) Willie Kilduff, L (1, 8) Ron Klimek, R (1, 9) Mike McCormick, L (1, 10) OBP: 0.252, SLG: 0.258 OBP: 0.288, SLG: 0.328 OBP: 0.245, SLG: 0.248 OBP: 0.235, SLG: 0.245 OBP: 0.255, SLG: 0.265 OBP: 0.265, SLG: 0.275 OBP: 0.275, SLG: 0.285 OBP: 0.285, SLG: 0.295 OBP: 0.295, SLG: 0.305 OBP: 0.305, SLG: 0.315		0-0 FC4-6			0-0 G4-6-3				0-0 F8		1	0	0	0	0	0	1																		
Inning Stats	R: 0 E: 0 K: 2 S: 8	H: 1 LOB: 2 BB: 1 P: 12	R: 0 E: 0 K: 2 S: 7	H: 0 LOB: 1 BB: 1 P: 11	R: 1 E: 0 K: 2 S: 9	H: 2 LOB: 2 BB: 1 P: 13	R: 0 E: 0 K: 0 S: 2	H: 0 LOB: 0 BB: 1 P: 6	R: 4 E: 2 K: 2 S: 11	H: 3 LOB: 2 BB: 2 P: 19	R: 0 E: 0 K: 1 S: 5	H: 0 LOB: 0 BB: 0 P: 5	R: 0 E: 0 K: 1 S: 5	H: 1 LOB: 0 BB: 0 P: 5	R: 0 E: 0 K: 0 S: 3	H: 0 LOB: 0 BB: 0 P: 3	R: 0 E: 0 K: 1 S: 6	H: 1 LOB: 3 BB: 2 P: 14	R: 0 E: 1 K: 2 S: 9	H: 0 LOB: 2 BB: 0 P: 9	1B: 5 2B: 4 3B: 0 HR: 0	SF: 0 SAC: 0 DP: 2 HBP: 0	WP: 1 PB: 1 SB: 0 CS: 0	PA: 47											
PITCHER	IP	WLS	BF	H	R	ER	SO	BB	IBB	HBP	BLK	WP	HR	S	P	ERA	WHIP																		
Sam McDowell, L (1, 1) ERA: 2.33	4.2		26	6	5	2	7	6	0	0	0	0	0	34	58	3.86	2.571																		
Don McMahon, R (5, 1) ERA: 3.83	0.1		1	0	0	0	1	0	0	0	0	1	0	3	3	0.00	0.000																		
Gary Bell, R (6, 1) ERA: 3.33	4.0	W	15	2	0	0	3	0	2	0	0	0	0	19	27	0.00	0.500																		
Bobby Tiefenauer, R (10, 1) ERA: 4.68	1.0	S	5	0	0	0	2	0	0	0	0	0	0	9	9	0.00	0.000																		

Cleveland Indians @ Washington Senators
D.C. Stadium, Washington, DC
Sun Aug 22 1965, 3:33 AM EDT
Att. 5,026 - Unknown

AB	39
R	5
H	8
RBI	5
BB	8
SO	13
LOB	27

1	0	0	0	0	0	0	0	1	
0	0	0	0	0	0	0	0	1	
0	0	0	0	0	0	0	0	1	
1	0	0	0	0	0	0	0	2	
0	0	0	0	0	0	0	0	0	
0	0	0	0	0	0	0	0	0	
1	0	0	0	0	0	0	0	0	
1	0	0	0	0	0	0	0	1	
0	0	0	0	0	0	0	0	0	



Batter	1	2	3	4	5	6	7	8	9	AB R H RBI BB SO LOB	TOP		
Ken Hamlin, R OBP: 0.337, SLG: 0.375 (1, 4) BB (8, 5) BB	4-0 G6-3 BB		4-0 BB			x 0-0 2B		x 0-0 1B	x 0-0 6-3	3 1 2 0 2 0 1			
Ken McMullen, R OBP: 0.315, SLG: 0.413 Don Blasingame, L OBP: 0.268, SLG: 0.288 (8, PR) (8, 4)	x 0-0 G6-3 1-2f		x 0-0 1-3			x 0-0 2B		x 0-0 FC5-4 1B		4 0 1 1 0 0 3 0 1 0 0 0 0 0			
Willie Kirkland, L OBP: 0.267, SLG: 0.431 Frank Kreutzer, R OBP: 0.182, SLG: 0.400 Joe Cunningham, L OBP: 0.368, SLG: 0.333 Bennie Daniels, L OBP: 0.235, SLG: 0.133 (1, 9) x (6, 1) (8, PH) (8, 1)	x 0-0 F3			x 0-0 1-3		x 0-3 K		x 0-0 1B		3 0 0 0 0 1 1 0 0 0 0 0 0 0 1 1 1 0 0 0 0 0 0 0 0 0 0 0			
Frank Howard, R OBP: 0.354, SLG: 0.484 (1, 7)		x 0-0 E5 4-3		x 0-3 K		x 4-0 G4-6-3 BB		x 0-0 FC6-4 1B		3 0 1 2 1 1 0			
Dick Nen, L OBP: 0.331, SLG: 0.417 (1, 3)	x 0-0 4-3 1-2			x 0-0 G3		x 0-0 G4-6-3		x 0-0 F7		4 0 0 0 0 0 4			
Woodie Held, R OBP: 0.352, SLG: 0.464 (1, 8)		x 0-0 5-3			x 0-3 K		x 0-3 K	x 0-0 FC6-4		4 0 0 0 0 2 2			
Don Zimmer, R OBP: 0.296, SLG: 0.268 (1, 2)		x 0-0 4-3			x 0-0 5-3		x 0-0 1-3		x 0-0 F6	4 0 0 0 0 0 1			
Ed Brinkman, R OBP: 0.248, SLG: 0.251 (1, 6)					x 0-0 K		x 0-0 4-3		x 0-0 1B	4 0 2 0 0 1 0			
Buster Narum, R OBP: 0.073, SLG: 0.103 Jim King, L OBP: 0.332, SLG: 0.411 (1, 1) (6, 9)					x 0-0 6-3		x 0-3 K2-3		x 0-0 HR	2 0 0 0 0 1 1 2 1 1 1 0 1 1			
Inning Stats	R: 0 H: 0 E: 0 LOB: 0 K: 0 BB: 1 S: 2 P: 6	R: 0 H: 0 E: 1 LOB: 1 K: 0 BB: 0 S: 4 P: 4	R: 0 H: 0 E: 0 LOB: 1 K: 1 BB: 1 S: 5 P: 9	R: 0 H: 0 E: 0 LOB: 0 K: 1 BB: 0 S: 5 P: 5	R: 0 H: 1 E: 0 LOB: 1 K: 2 BB: 0 S: 8 P: 8	R: 1 H: 2 E: 0 LOB: 1 K: 1 BB: 1 S: 6 P: 10	R: 0 H: 0 E: 0 LOB: 0 K: 1 BB: 0 S: 5 P: 5	R: 3 H: 4 E: 0 LOB: 1 K: 0 BB: 0 S: 7 P: 7	R: 0 H: 1 E: 0 LOB: 1 K: 1 BB: 0 S: 6 P: 6	1B: 4 SF: 0 2B: 3 SAC: 0 3B: 0 DP: 2 HR: 1 HBP: 0	WP: 0 PA: 37 PB: 0 SB: 0 CS: 0		
PITCHER	IP WLS BF H R ER SO BB IBB HBP BLK WP HR S P ERA WHIP											PITCHER	IP WLS BF H R ER SO BB IBB HBP BLK WP HR S P ERA WHIP
Jim Lonborg, R ERA: 4.06 (1, 1)	7.1 W 31 7 4 4 6 3 0 0 0 0 0 1 40 52 4.91 1.364												
Dick Radatz, R ERA: 4.69 (8, 1)	1.2 S 6 1 0 0 1 0 0 0 0 0 0 0 8 8 0.00 0.600												

Washington Senators @ Boston Red Sox
 Fenway Park, Boston, MA
 Tue Aug 24 1965, 7:05 PM EDT
 Unknown

AB	34
R	4
H	8
RBI	4
BB	3
SO	7
LOB	14



WP	0	PA	37
PB	0		
SB	0		
CS	0		

ERA	4.91	WHIP	1.364
ERA	0.00	WHIP	0.600

1B	4	SF	0
2B	3	SAC	0
3B	0	DP	2
HR	1	HBP	0

Batter	1	2	3	4	5	6	7	8	9
Jim Gosger, L <small>OBP: 0.354, SLG: 0.444</small> (1, 8)	0-0 L4	0-0 FC3-6 1B			0-0 SH3-4 E 1B	0-0 F8		0-3 K	
Dalton Jones, L <small>OBP: 0.352, SLG: 0.410</small> (1, 5)	0-0 6-3	0-0 FC3-6 1B			0-0 SH3-4	0-0 FC4-6 1B		0-0 4-3	
Carl Yastrzemski, L <small>OBP: 0.395, SLG: 0.571</small> (1, 7)	0-0 BB HR 2B	0-0 F9			4-0 E 2B IBB	0-0 FC4-6 1B			
Felix Mantilla, R <small>OBP: 0.398, SLG: 0.456</small> (1, 4)	4-0 BB HR BB		0-3 K		0-0 E8 2B 1B		0-3 K		
Lee Thomas, L <small>OBP: 0.359, SLG: 0.457</small> (1, 3)	4-0 HR BB		0-0 L4		0-0 2B		0-0 1B 2B		
Tony Conigliaro, R <small>OBP: 0.333, SLG: 0.512</small> (1, 9)	0-0 HR		0-0 5-3		0-0 F3		0-0 1B		
Russ Nixon, L <small>OBP: 0.263, SLG: 0.293</small> (1, 2)	0-0 L7				0-0 K	0-0 F8		0-3 K	
Rico Petrocelli, R <small>OBP: 0.300, SLG: 0.406</small> (1, 6)		4-0 1B BB BB			0-0 F7	0-0 HR		0-3 K	
Jim Lonborg, R <small>OBP: 0.224, SLG: 0.208</small> Dick Radatz, R <small>OBP: 0.273, SLG: 0.429</small> (8, 1)		4-0 FC3-6 1B BB		0-0 5-3		0-3 K		0-3 K	

AB	R	H	RBI	BB	SO	LOB
5	1	2	0	0	1	0
4	0	1	0	0	0	2
3	2	1	0	1	0	3
3	2	1	1	1	2	0
3	2	2	2	1	0	0
4	1	2	5	0	0	1
4	0	0	0	0	2	2
3	1	1	1	1	1	1
2	0	0	0	1	1	0
1	0	0	0	0	1	0

AB	32
R	9
H	10
RBI	9
BB	5
SO	8
LOB	9

Inning Stats	R: 4	H: 2	E: 0	K: 0	S: 5	LOB: 0	BB: 2	P: 13
	R: 0	H: 1	E: 0	K: 0	S: 3	LOB: 2	BB: 2	P: 11
	R: 0	H: 0	E: 0	K: 1	S: 5	LOB: 0	BB: 0	P: 5
	R: 0	H: 0	E: 0	K: 1	S: 5	LOB: 0	BB: 0	P: 5
	R: 3	H: 3	E: 1	K: 0	S: 6	LOB: 1	BB: 1	P: 10
	R: 1	H: 2	E: 0	K: 1	S: 7	LOB: 1	BB: 0	P: 7
	R: 1	H: 2	E: 0	K: 3	S: 11	LOB: 1	BB: 0	P: 11
	R: 0	H: 0	E: 0	K: 2	S: 7	LOB: 0	BB: 0	P: 7

PITCHER	IP	WLS	BF	H	R	ER	SO	BB	IBB	HBP	BLK	WP	HR	S	P	ERA	WHIP
Buster Narum, R <small>ERA: 4.25</small> (1, 1)	5.0	L	25	6	7	6	2	4	1	0	0	0	1	24	44	10.80	2.000
Frank Kreutzer, L <small>ERA: 4.35</small> (6, 1)	2.0		10	4	2	2	4	0	0	0	0	0	1	18	18	9.00	2.000
Bennie Daniels, R <small>ERA: 4.68</small> (8, 1)	1.0		3	0	0	0	2	0	0	0	0	0	0	7	7	0.00	0.000

PITCHER	IP	WLS	BF	H	R	ER	SO	BB	IBB	HBP	BLK	WP	HR	S	P	ERA	WHIP

Washington Senators @ Boston Red Sox
 Fenway Park, Boston, MA
 Tue Aug 24 1965, 7:05 PM EDT
 Unknown

livebaseballscorecards.com



Batter	1	2	3	4	5	6	7	8	9	AB R H RBI BB SO LOB	TOP											
Ken Hamlin, R (1, 4) OBP: 0.341, SLG: 0.381	0-0 F7		4-0 BB BB		0-0 E6 BB 1B 4-3		0-0 SH3-4 2B 1B	0-0 2B		4 2 2 1 1 0 1												
Ken McMullen, R (1, 5) OBP: 0.319, SLG: 0.414	0-0 2B 4-3 1B		4-0 BB		0-0 4-3 BB SF8 1B		0-0 SH3-4	0-3 K		3 2 2 1 1 1 1												
Jim King, L (1, 9) OBP: 0.341, SLG: 0.427	0-0 4-3 1-3 2B		0-0 F8		4-0 4-3 BB		0-0 2B 2B		0-0 FC4-6 1B	4 1 3 1 1 0 2												
Frank Howard, R (1, 7) Woodie Held, R (7, PR) OBP: 0.353, SLG: 0.484 OBP: 0.351, SLG: 0.463	0-0 4-3		0-0 L8		0-0 4-3		0-0 2B		0-3 K	4 0 1 3 0 0 5 1 0 0 0 0 1 1												
Dick Nen, L (1, 3) OBP: 0.319, SLG: 0.405	0-0 G3			0-0 F5		0-0 SF8		0-0 F6		4 0 0 1 0 0 3												
Mike Brumley, L (1, 2) OBP: 0.279, SLG: 0.280		0-3 K		0-0 G6-4-3 1B		0-0 F8		0-3 K		5 0 1 0 0 2 3												
Don Lock, R (1, 8) OBP: 0.314, SLG: 0.356		0-0 6-3		0-0 G6-4-3		0-0 F6		0-0 6-3		5 0 0 0 0 0 3												
Ed Brinkman, R (1, 6) OBP: 0.248, SLG: 0.251		0-0 F2			0-0 BB E 1B		0-0 F9		0-3 K	4 1 1 0 0 1 0												
Jim Duckworth, R (1, 1) Joe Cunningham, L (5, PH) Steve Ridzik, R (5, 1) Ron Kline, R (9, 1) OBP: 0.371, SLG: 0.333 OBP: 0.200, SLG: 0.333			0-3 K		4-0 E 1B BB		0-0 5-3		0-0 2B 2B	1 0 0 0 0 1 0 0 1 0 0 1 0 0 2 1 1 0 0 0 0 0 0 0 0 0 0 0												
Inning Stats	R: 1 E: 0 K: 0 S: 5	H: 2 LOB: 1 BB: 0 P: 5	R: 0 E: 0 K: 1 S: 5	H: 0 LOB: 0 BB: 0 P: 5	R: 0 E: 0 K: 1 S: 5	H: 0 LOB: 2 BB: 2 P: 13	R: 0 E: 0 K: 0 S: 3	H: 1 LOB: 0 BB: 0 P: 3	R: 4 E: 1 K: 0 S: 6	H: 2 LOB: 1 BB: 2 P: 14	R: 0 E: 0 K: 0 S: 3	H: 0 LOB: 0 BB: 0 P: 3	R: 2 E: 0 K: 1 S: 8	H: 3 LOB: 1 BB: 0 P: 8	R: 1 E: 0 K: 2 S: 9	H: 2 LOB: 1 BB: 0 P: 9	R: 0 E: 1 K: 1 S: 7	H: 1 LOB: 2 BB: 0 P: 7	1B: 6 2B: 5 3B: 0 HR: 0	SF: 1 SAC: 1 DP: 1 HBP: 0	WP: 0 PB: 0 SB: 0 CS: 0	PA: 43
PITCHER	IP WLS BF H R ER SO BB IBB HBP BLK WP HR S P ERA WHIP																					
Bill Monbouquette, R (1, 1) ERA: 3.81	4.0 L 21 5 5 3 2 4 0 0 0 0 0 0 21 37 6.75 2.250																					
Bob Duliba, R (5, 1) ERA: 3.59	2.1 10 3 2 2 0 0 0 0 0 0 0 0 10 10 7.71 1.286																					
Arnold Earley, L (7, 1) ERA: 3.26	0.2 2 0 0 0 1 0 0 0 0 0 0 0 4 4 0.00 0.000																					
Jay Ritchie, R (8, 1) ERA: 3.36	2.0 10 3 1 1 3 0 0 0 0 0 0 0 16 16 4.50 1.500																					

Washington Senators @ Boston Red Sox
Fenway Park, Boston, MA
Tue Aug 24 1965, 7:05 PM EDT
Att. 7,072 - Overcast

AB	37
R	8
H	11
RBI	7
BB	4
SO	6
LOB	19



Batter	1	2	3	4	5	6	7	8	9	AB R H RBI BB SO LOB
Jim Gosger, L (1, 8) OBP: 0.360, SLG: 0.448	0-0 4-3		0-0 BB 2B 1B		0-0 2B 1B		0-0 FC4-6 1B		0-0 F9	5 1 3 0 0 0 1
Dalton Jones, L (1, 4) OBP: 0.350, SLG: 0.404	0-0 6-3		4-0 BB 1-2 2B BB		0-0 F8		0-0 FC4-6 1-2f		0-0 F6	4 1 0 0 1 0 3
Carl Yastrzemski, L (1, 7) OBP: 0.396, SLG: 0.576	0-3 K		0-0 1-H 2-H 2B		0-0 1-3 2B		0-0 3-1			4 0 2 2 0 1 1
Tony Conigliaro, R (1, 9) OBP: 0.329, SLG: 0.506		0-0 L9	0-0 6-3		0-0 F6			0-0 F7		4 0 0 0 0 0 3
Lee Thomas, L (1, 3) OBP: 0.358, SLG: 0.453		4-0 HR BB	0-0 F8			0-0 F7		0-0 4-3		3 1 0 0 1 0 1
Frank Malzone, R (1, 5) OBP: 0.295, SLG: 0.304		0-0 F3		0-0 6-3		0-0 E5		0-0 F2		4 0 0 0 0 0 1
Rico Petrocelli, R (1, 6) OBP: 0.302, SLG: 0.431		0-0 1-H HR		0-3 K		0-3 K			0-0 HR	4 2 2 3 0 2 1
Bob Tillman, R (1, 2) OBP: 0.289, SLG: 0.324		0-3 K		0-3 K		0-0 F3			0-3 K	3 0 0 0 0 2 1
Russ Nixon, L (9, PH) OBP: 0.260, SLG: 0.290										1 0 0 0 0 1 0
Bill Monbouquette, R (1, 1) OBP: 0.158, SLG: 0.094			0-0 F3		0-3 K		0-3 K		0-0 2B	1 0 0 0 0 0 0
Bob Duliba, R (5, 1)										1 0 0 0 0 0 1 0
Arnold Earley, L (7, 1)										0 0 0 0 0 0 0 0
Lenny Green, L (7, PH) OBP: 0.366, SLG: 0.443										1 0 0 0 0 0 1 0
Jay Ritchie, R (8, 1) OBP: 0.667, SLG: 0.500										0 0 0 0 0 0 0 0
Felix Mantilla, R (9, PH) OBP: 0.400, SLG: 0.459										1 0 1 0 0 0 0 0


Inning Stats	R: 0 E: 0 K: 1 S: 5	H: 0 LOB: 0 BB: 0 P: 5	R: 2 E: 0 K: 1 S: 6	H: 1 LOB: 0 BB: 1 P: 10	R: 2 E: 0 K: 0 S: 5	H: 2 LOB: 1 BB: 1 P: 9	R: 0 E: 0 K: 2 S: 7	H: 0 LOB: 0 BB: 0 P: 7	R: 0 E: 0 K: 1 S: 7	H: 2 LOB: 2 BB: 0 P: 7	R: 0 E: 1 K: 1 S: 6	H: 0 LOB: 1 BB: 0 P: 6	R: 0 E: 0 K: 1 S: 6	H: 1 LOB: 1 BB: 0 P: 6	R: 0 E: 0 K: 0 S: 3	H: 0 LOB: 0 BB: 0 P: 3	R: 1 E: 0 K: 1 S: 7	H: 2 LOB: 1 BB: 0 P: 7	1B: 3 2B: 3 3B: 0 HR: 2	SF: 0 SAC: 0 DP: 0 HBP: 0	WP: 0 PB: 0 SB: 0 CS: 0	PA: 38
--------------	------------------------------	---------------------------------	------------------------------	----------------------------------	------------------------------	---------------------------------	------------------------------	---------------------------------	------------------------------	---------------------------------	------------------------------	---------------------------------	------------------------------	---------------------------------	------------------------------	---------------------------------	------------------------------	---------------------------------	----------------------------------	------------------------------------	----------------------------------	--------

PITCHER	IP	WLS	BF	H	R	ER	SO	BB	IBB	HBP	BLK	WP	HR	S	P	ERA	WHIP
Jim Duckworth, R (1, 1) ERA: 5.79	4.0		17	3	4	4	4	2	0	0	0	0	1	23	31	9.00	1.250
Steve Ridzik, R (5, 1) ERA: 4.57	4.1	W	19	5	1	1	4	0	0	0	0	0	1	27	27	2.08	1.154
Ron Kline, R (9, 1) ERA: 2.48	0.2	S	2	0	0	0	0	0	0	0	0	0	0	2	2	0.00	0.000

BOTTOM

Washington Senators @ Boston Red Sox
 Fenway Park, Boston, MA
 Tue Aug 24 1965, 7:05 PM EDT
 Att: 7,072 - Overcast

AB	36
R	5
H	8
RBI	5
BB	2
SO	8
LOB	12



PITCHER	IP	WLS	BF	H	R	ER	SO	BB	IBB	HBP	BLK	WP	HR	S	P	ERA	WHIP
---------	----	-----	----	---	---	----	----	----	-----	-----	-----	----	----	---	---	-----	------

Batter	1	2	3	4	5	6	7	8	9	AB R H RBI BB SO LOB	TOP																						
Ken Hamlin, R (1, 4) OBP: 0.342, SLG: 0.381	0-0 6-3	0-3 K			X 0-0 HBP 1B		X 0-0 3-1 1B		0-3 K	5 0 2 0 0 2 3																							
Ken McMullen, R (1, 5) OBP: 0.320, SLG: 0.420	0-0 HR		0-3 K		H 1-0 G1-6-3 HBP		0-3 K		0-3 K	4 1 1 1 0 3 2																							
Jim King, L (1, 9) OBP: 0.344, SLG: 0.439	0-0 HR		4-0 BB		X 0-0 G1-6-3 1-2f		X 0-0 3-1			3 1 1 1 1 0 3																							
Frank Howard, R (1, 7) OBP: 0.353, SLG: 0.489	0-3 K		0-0 6-3		X 0-0 HR		0-3 K			4 1 1 1 0 2 2																							
Dick Nen, L (1, 3) OBP: 0.310, SLG: 0.393	0-0 F5		0-0 F8		X 0-0 F6			0-3 K		4 0 0 0 0 1 1																							
Mike Brumley, L (1, 2) OBP: 0.278, SLG: 0.276		0-3 K		0-3 K		B 4-0 1B BB		0-3 K		3 0 0 0 1 3 0																							
Don Lock, R (1, 8) OBP: 0.313, SLG: 0.358		0-0 2B		0-0 G1		X 0-0 F7		0-0 6-3		4 0 1 0 0 0 1																							
Ed Brinkman, R (1, 6) OBP: 0.248, SLG: 0.251		0-3 K		0-3 K		X 0-0 1B			0-0 5-3	4 0 1 0 0 2 1																							
Mike McCormick, L (1, 1) OBP: 0.190, SLG: 0.056		4-0 BB			X 0-0 5-3	X 0-0 F6			4-0 BB	0 0 0 0 0 0 0																							
Howie Koplitz, R (1, 1) OBP: 0.143, SLG: 0.111										1 0 0 0 1 0 0																							
Joe Cunningham, L (6, PH) OBP: 0.369, SLG: 0.531										1 0 0 0 0 0 2																							
Marshall Bridges, S (6, 1) OBP: 0.200, SLG: 0.600										0 0 0 0 0 0 0																							
Don Blasingame, L (9, PH) OBP: 0.270, SLG: 0.288										0 0 0 0 0 1 0 0																							
Inning Stats	R: 2 E: 0 K: 1 S: 7	H: 2 LOB: 0 BB: 0 P: 7	R: 0 E: 0 K: 3 S: 10	H: 1 LOB: 2 BB: 1 P: 14	R: 0 E: 0 K: 1 S: 5	H: 0 LOB: 1 BB: 1 P: 9	R: 0 E: 0 K: 2 S: 7	H: 0 LOB: 0 BB: 0 P: 7	R: 0 E: 0 K: 0 S: 3	H: 1 LOB: 1 BB: 0 P: 4	R: 1 E: 0 K: 0 S: 5	H: 2 LOB: 2 BB: 1 P: 9	R: 0 E: 0 K: 2 S: 8	H: 1 LOB: 1 BB: 0 P: 8	R: 0 E: 0 K: 2 S: 7	H: 0 LOB: 0 BB: 0 P: 7	R: 0 E: 0 K: 2 S: 7	H: 0 LOB: 1 BB: 1 P: 11	1B: 3 2B: 1 3B: 0 HR: 3	SF: 0 SAC: 0 DP: 1 HBP: 1	WP: 0 PB: 0 SB: 0 CS: 0	PA: 38											
PITCHER Earl Wilson, R (1, 1) ERA: 4.27	IP 9.0	WLS W	BF 38	H 7	R 3	ER 3	SO 13	BB 4	IBB 0	HBP 1	BLK 0	WP 0	HR 3	S 59	P 76	ERA 3.00	WHIP 1.222																
											PITCHER	IP	WLS	BF	H	R	ER	SO	BB	IBB	HBP	BLK	WP	HR	S	P	ERA	WHIP					

Washington Senators @ Boston Red Sox
 Fenway Park, Boston, MA
 Wed Aug 25 1965, 7:05 PM EDT
 Att. 8,467 - Unknown

AB	33
R	3
H	7
RBI	3
BB	4
SO	13
LOB	15



Batter	1	2	3	4	5	6	7	8	9	AB	R	H	RBI	BB	SO	LOB
--------	---	---	---	---	---	---	---	---	---	----	---	---	-----	----	----	-----

Rico Petrocelli, R OBP: 0.304, SLG: 0.446 (1, 6) X	0-0 1B 2B	0-0 HR		0-0 5-3		0-0 F9		0-0 F8		5	2	2	1	0	0	1
---	-----------------	-----------	--	------------	--	-----------	--	-----------	--	---	---	---	---	---	---	---

Frank Malzone, R OBP: 0.294, SLG: 0.303 (1, 5) X	0-0 HR 1B	0-0 5-3		0-3 K		0-3 K				4	1	1	1	0	2	1
---	-----------------	------------	--	----------	--	----------	--	--	--	---	---	---	---	---	---	---

Carl Yastrzemski, L OBP: 0.395, SLG: 0.581 (1, 7) X	0-0 HR 1-H	0-0 4-3		0-0 4-3		0-0 4-3				4	1	1	2	0	0	1
--	------------------	------------	--	------------	--	------------	--	--	--	---	---	---	---	---	---	---

Felix Mantilla, R OBP: 0.402, SLG: 0.468 (1, 4) S S S	0-3 K	0-0 FC5 S 1B			0-0 HR			4-0 5-4-3 BB		3	1	2	1	1	1	0
--	----------	-----------------------	--	--	-----------	--	--	--------------------	--	---	---	---	---	---	---	---

Tony Conigliaro, R OBP: 0.331, SLG: 0.513 (1, 9) X	0-0 HR	1-0 HBP			0-0 4-3			0-0 5-4-3		3	1	1	1	0	0	1
---	-----------	------------	--	--	------------	--	--	--------------	--	---	---	---	---	---	---	---

Tony Horton, R OBP: 0.352, SLG: 0.430 (1, 3) X	0-0 1B 2B	0-0 FC5 2-3f			0-0 1-3			0-3 K		4	1	1	0	0	1	3
---	-----------------	--------------------	--	--	------------	--	--	----------	--	---	---	---	---	---	---	---

Jim Gosger, L OBP: 0.358, SLG: 0.441 (1, 8) B B B	4-0 1B BB		0-0 F9		0-0 3-1			0-0 3-1		3	0	0	0	1	0	1
--	-----------------	--	-----------	--	------------	--	--	------------	--	---	---	---	---	---	---	---

Bob Tillman, R OBP: 0.292, SLG: 0.335 (1, 2) X	0-0 G5-4-3 1B			0-0 5-3		0-0 HR		0-0 5-3		4	1	2	2	0	0	0
---	---------------------	--	--	------------	--	-----------	--	------------	--	---	---	---	---	---	---	---

Earl Wilson, R OBP: 0.338, SLG: 0.492 (1, 1) X	0-0 G5-4-3 1-2f			0-0 5-3		4-0 BB		0-0 F2		3	0	0	0	1	0	2
---	-----------------------	--	--	------------	--	-----------	--	-----------	--	---	---	---	---	---	---	---

Inning Stats	R: 5	H: 6	E: 0	LOB: 1	K: 1	P: 14	R: 1	H: 2	E: 0	LOB: 2	K: 0	P: 6	R: 0	H: 0	E: 0	LOB: 0	K: 0	P: 3	R: 0	H: 0	E: 0	LOB: 0	K: 1	P: 5	R: 1	H: 1	E: 0	LOB: 0	K: 0	P: 4	R: 1	H: 1	E: 0	LOB: 1	K: 1	P: 10	R: 0	H: 0	E: 0	LOB: 1	K: 1	P: 9	R: 0	H: 0	E: 0	LOB: 0	K: 0	P: 3
--------------	------	------	------	--------	------	-------	------	------	------	--------	------	------	------	------	------	--------	------	------	------	------	------	--------	------	------	------	------	------	--------	------	------	------	------	------	--------	------	-------	------	------	------	--------	------	------	------	------	------	--------	------	------

PITCHER	IP	WLS	BF	H	R	ER	SO	BB	IBB	HBP	BLK	WP	HR	S	P	ERA	WHIP
Mike McCormick, L ERA: 3.33 (1, 1)	0.1	L	5	4	4	4	1	0	0	0	0	0	2	7	7	108.00	12.000
Howie Koplitz, R ERA: 4.45 (1, 1)	4.2		20	5	3	3	1	1	0	1	0	0	2	20	25	5.79	1.286
Marshall Bridges, L ERA: 2.53 (6, 1)	3.0		12	1	1	1	2	2	0	0	0	0	1	14	22	3.00	1.000

BOTTOM

Washington Senators @ Boston Red Sox
Fenway Park, Boston, MA
Wed Aug 25 1965, 7:05 PM EDT
Att. 8,467 - Unknown

AB	33
R	8
H	10
RBI	8
BB	3
SO	4
LOB	10



WP: 0	PA: 37
PB: 0	
SB: 1	
CS: 0	

Batter	1	2	3	4	5	6	7	8	9	AB R H RBI BB SO LOB	TOP
Ken Hamlin, R (1, 4) OBP: 0.341, SLG: 0.377	4-0 1B BB		0-0 F3		0-3 K		0-0 F3			3 0 0 0 1 1 2	
Ken McMullen, R (1, 5) OBP: 0.321, SLG: 0.419	0-0 FC4-6 1B		4-0 BB		0-0 FC5-4			0-3 K		3 0 1 0 1 1 1	
Jim King, L (1, 9) OBP: 0.338, SLG: 0.431	0-0 F4		0-3 K			0-0 4-3		0-0 F9		4 0 0 0 0 1 3	
Frank Howard, R (1, 7) OBP: 0.352, SLG: 0.494	0-3 K			0-0 F8		0-0 HR		0-3 K		4 1 1 1 0 2 2	
Dick Nen, L (1, 3) OBP: 0.309, SLG: 0.384	0-0 FC4-6			0-0 G3		0-3 K			4-0 FC5-4 BB	3 0 0 0 1 1 2	
Don Lock, R (1, 8) Woodie Held, R (9, PH) OBP: 0.311, SLG: 0.354 OBP: 0.350, SLG: 0.461		0-3 K		0-3 K		0-3 K			0-0 FC5-4 FC6-4	3 0 0 0 0 3 0 1 0 0 0 0 0 1	
Don Zimmer, R (1, 2) Willie Kirkland, L (9, PH) OBP: 0.293, SLG: 0.264 OBP: 0.266, SLG: 0.429		0-0 F8			0-0 6-3		0-0 5-3		0-0 FC6-4	3 0 0 0 0 0 0 1 0 0 0 0 0 1	AB 30 R 2 H 3 RBI 1 BB 5 SO 10 LOB 13
Ed Brinkman, R (1, 6) OBP: 0.248, SLG: 0.257		0-0 F9			0-0 WP 3B		0-0 F7		0-3 K	4 1 1 0 0 1 1	
Phil Ortega, R (1, 1) Don Blasingame, L (7, PH) Ron Kline, R (7, 1) OBP: 0.333, SLG: 0.255 OBP: 0.272, SLG: 0.288			0-0 G3		4-0 FC5-4 BB		4-0 BB			1 0 0 0 1 0 0 0 0 0 0 1 0 0 0 0 0 0 0 0 0	
Inning Stats	R: 0 H: 1 E: 0 LOB: 2 K: 1 BB: 1 S: 6 P: 10	R: 0 H: 0 E: 0 LOB: 0 K: 1 BB: 0 S: 5 P: 5	R: 0 H: 0 E: 0 LOB: 1 K: 1 BB: 1 S: 5 P: 9	R: 0 H: 0 E: 0 LOB: 0 K: 1 BB: 0 S: 5 P: 5	R: 1 H: 1 E: 0 LOB: 1 K: 1 BB: 1 S: 6 P: 10	R: 1 H: 1 E: 0 LOB: 0 K: 2 BB: 0 S: 8 P: 8	R: 0 H: 0 E: 0 LOB: 1 K: 0 BB: 1 S: 3 P: 7	R: 0 H: 0 E: 0 LOB: 0 K: 2 BB: 0 S: 7 P: 7	R: 0 H: 0 E: 0 LOB: 1 K: 1 BB: 1 S: 5 P: 9	1B: 1 SF: 0 2B: 0 SAC: 0 3B: 1 DP: 0 HR: 1 HBP: 0	WP: 1 PA: 35 PB: 0 SB: 0 CS: 0
PITCHER Dave Morehead, R (1, 1) ERA: 4.56	IP WLS BF H R ER SO BB IBB HBP BLK WP HR S P ERA WHIP										
	9.0 W 35 3 2 2 10 5 0 0 0 1 1 50 70 2.00 0.889										
PITCHER	IP WLS BF H R ER SO BB IBB HBP BLK WP HR S P ERA WHIP										

Washington Senators @ Boston Red Sox
 Fenway Park, Boston, MA
 Thu Aug 26 1965, 3:33 AM EDT
 Att. 2,049 - Unknown

livebaseballscorecards.com



Batter	1	2	3	4	5	6	7	8	9	10	AB R H RBI BB SO LOB	TOP				
Luis Aparicio, R (1, 6) OBP: 0.289, SLG: 0.374	F5		F9		5-3		6-3		1B		5 0 1 1 0 0 1	Baltimore Orioles @ Washington Senators D.C. Stadium, Washington, DC Fri Aug 27 1965, 7:05 PM EDT Att: 9,031 - Unknown				
Paul Blair, R (1, 8) OBP: 0.283, SLG: 0.299 Stu Miller, R (9, 1)	F7		5-3			1B HBP	F8		K		4 0 0 0 0 1 2 0 0 0 0 0 0 0					
Boog Powell, L (1, 7) OBP: 0.329, SLG: 0.375	6-3				FC5 1B BB	1B		6-3	4-3		4 0 1 0 1 0 1					
Brooks Robinson, R (1, 5) OBP: 0.374, SLG: 0.458			K		FC5 1B	F5		6-3		SH 1B	5 0 2 0 0 1 2					
Bob Johnson, R (1, 3) OBP: 0.292, SLG: 0.371 Norm Siebern, L (8, PH) OBP: 0.372, SLG: 0.440 (8, 3)		6-3			F3	K		2B 1B		SH 1B	3 0 0 0 0 1 4 1 0 1 0 0 0 0					
Jerry Adair, R (1, 4) OBP: 0.295, SLG: 0.322		E6 BB			FC5	F8		2B		FC6-4	5 0 1 0 0 0 6					
Curt Blefary, L (1, 9) OBP: 0.365, SLG: 0.437		BB BB BB			4-3			SH2-4 6-3 2B		FC3-2-5 WP	3 1 1 0 2 0 4					
Dick Brown, R (1, 2) OBP: 0.311, SLG: 0.388 Charlie Lau, L (7, PH) OBP: 0.347, SLG: 0.425 (7, 2)		F7			K		SH2-4 BB	4-3		K	2 0 0 0 0 1 2 1 0 0 0 1 0 3 1 0 0 0 0 1 2					
John Orsino, R (10, PH) OBP: 0.315, SLG: 0.413 (10, 2)					K		SH2-4		5-3		2 0 0 0 0 2 0 0 0 0 0 0 0 0 1 0 0 0 0 0 0					
Steve Barber, L (1, 1) OBP: 0.143, SLG: 0.178 Dick Hall, R (8, 1) OBP: 0.583, SLG: 0.700 Russ Snyder, L (9, PH) OBP: 0.315, SLG: 0.305 (9, 8)			K		K											
Inning Stats	R: 0 H: 0 E: 0 LOB: 0 K: 0 BB: 0 S: 3 P: 3	R: 0 H: 0 E: 1 LOB: 2 K: 1 BB: 1 S: 6 P: 10	R: 0 H: 0 E: 0 LOB: 0 K: 1 BB: 0 S: 5 P: 5	R: 0 H: 1 E: 0 LOB: 2 K: 0 BB: 1 S: 4 P: 8	R: 0 H: 0 E: 0 LOB: 0 K: 2 BB: 0 S: 7 P: 7	R: 0 H: 1 E: 0 LOB: 2 K: 1 BB: 0 S: 6 P: 7	R: 1 H: 1 E: 0 LOB: 1 K: 0 BB: 1 S: 4 P: 8	R: 0 H: 2 E: 0 LOB: 3 K: 0 BB: 1 S: 5 P: 9	R: 0 H: 1 E: 0 LOB: 1 K: 1 BB: 0 S: 6 P: 6	R: 0 H: 1 E: 1 LOB: 2 K: 1 BB: 0 S: 7 P: 7	1B: 5 SF: 0 2B: 2 SAC: 2 3B: 0 DP: 0 HR: 0 HBP: 1	WP: 1 PA: 44 PB: 0 SB: 0 CS: 0				
PITCHER	IP WLS BF H R ER SO BB IBB HBP BLK WP HR S P ERA WHIP															
Frank Kreutzer, L (1, 1) ERA: 4.06	6.0	25	3	1	1	5	2	0	0	0	0	0	0	0	1.50	0.833
Steve Ridzik, R (7, 1) ERA: 4.52	1.0	4	0	0	0	0	1	0	0	0	0	0	0	0	0.00	1.000
Ron Kline, R (8, 1) ERA: 2.36	2.0	10	3	0	0	1	0	1	0	0	0	0	0	0	0.00	1.500
Howie Koplitz, R (10, 1) ERA: 4.43	0.1	3	1	0	0	0	0	0	0	0	0	0	0	0	0.00	3.000
Mike McCormick, L (10, 1) ERA: 3.31	0.2	W 2	0	0	0	1	0	0	0	0	1	0	0	0	0.00	0.000

livebaseballscorecards.com

AB	37
R	1
H	7
RBI	1
BB	4
SO	7
LOB	27



BOTTOM

Baltimore Orioles @ Washington Senators
D.C. Stadium, Washington, DC
Fri Aug 27 1965, 7:05 PM EDT
Att. 9,031 - Unknown

livebaseballscorecards.com

AB	32
R	2
H	6
RBI	2
BB	7
SO	7
LOB	17



WP	1	PA	42
PB	0		
SB	0		
CS	0		

AB	R	H	RBI	BB	SO	LOB
4	0	0	0	1	1	2
0	0	0	0	0	0	0
0	0	0	0	0	0	0

3	2	3	0	1	0	0
---	---	---	---	---	---	---

1	0	1	1	2	0	0
---	---	---	---	---	---	---

4	0	0	0	0	2	6
0	0	0	0	1	0	0

5	0	0	0	0	2	7
---	---	---	---	---	---	---

3	0	0	0	0	0	0
2	0	1	1	0	0	0

4	0	1	0	0	2	0
---	---	---	---	---	---	---

3	0	0	0	1	0	1
---	---	---	---	---	---	---

2	0	0	0	0	0	0
0	0	0	0	0	0	0
1	0	0	0	0	0	1
0	0	0	0	0	0	0
0	0	0	0	1	0	0

1B	5	SF	0
2B	1	SAC	3
3B	0	DP	0
HR	0	HBP	0

Batter	1	2	3	4	5	6	7	8	9	10	AB	R	H	RBI	BB	SO	LOB										
Joe Cunningham, L (1, 3) OBP: 0.366, SLG: 0.324 Howie Koplitz, R (10, 1) OBP: 0.143, SLG: 0.111 Mike McCormick, L (10, 1) OBP: 0.190, SLG: 0.056	0-0 4-3		0-0 4-3		0-0 F8			4-0 SH2-4 BB	0-3 K		4	0	0	0	1	1	2										
Ken Hamlin, R (1, 4) OBP: 0.350, SLG: 0.388	4-0 WP BB BB		0-0 1B 2B			0-0 SH1-4 1B		0-0 SH2-4 1-2		0-0 SH3 1B	3	2	3	0	1	0	0										
Ken McMullen, R (1, 5) OBP: 0.325, SLG: 0.421	4-0 WP BB		0-0 2-H 1B			0-0 SH1-4 1-2		4-0 BB		0-0 SH3 1-2	1	0	1	1	2	0	0										
Frank Howard, R (1, 7) OBP: 0.349, SLG: 0.489 Willie Kirkland, L (9, 9) OBP: 0.269, SLG: 0.429	0-3 K 1-2 2-3		0-0 5-3			0-0 F4		0-3 K		4-0 1B IBB	4	0	0	0	0	2	6										
Woodie Held, R (1, 9) OBP: 0.345, SLG: 0.453	0-0 F8			0-3 K		0-0 4-3		0-0 F8		0-3 K	5	0	0	0	0	2	7										
Don Lock, R (1, 8) OBP: 0.308, SLG: 0.351 Jim King, L (9, PH) OBP: 0.340, SLG: 0.432		0-0 4-3		0-0 5-3			0-0 6-3		0-0 4-1	0-0 1-2 2-H 1B	3	0	0	0	0	0	0										
Don Zimmer, R (1, 2) OBP: 0.292, SLG: 0.263		0-0 1-3		0-3 K			0-0 FC5-4 1B		0-3 K		4	0	1	0	0	2	0										
Ed Brinkman, R (1, 6) OBP: 0.248, SLG: 0.254		0-0 4-3			0-0 1-3		0-0 FC5-4 FC6-4 1-2f		4-0 BB BB		3	0	0	0	1	0	1										
Frank Kreutzer, R (1, 1) OBP: 0.164, SLG: 0.333 Steve Riddick, R (7, 1) OBP: 0.200, SLG: 0.333 Doug Camilli, R (7, PH) OBP: 0.289, SLG: 0.286 Ron Kluge, R (8, 1) Dick Nen, L (9, PH) OBP: 0.373, SLG: 0.384			0-0 6-3		0-0 6-3		0-0 FC6-4 1-2f		4-0 BB BB	1-2 BB	2	0	0	0	0	0	0										
Inning Stats	R: 0 E: 0 K: 1 S: 5	H: 0 LOB: 2 BB: 2 P: 13	R: 0 E: 0 K: 0 S: 3	H: 0 LOB: 0 BB: 0 P: 3	R: 1 E: 0 K: 0 S: 5	H: 2 LOB: 1 BB: 0 P: 5	R: 0 E: 0 K: 2 S: 7	H: 0 LOB: 0 BB: 0 P: 7	R: 0 E: 0 K: 0 S: 3	H: 0 LOB: 0 BB: 0 P: 3	R: 0 E: 0 K: 0 S: 4	H: 1 LOB: 1 BB: 0 P: 4	R: 0 E: 0 K: 0 S: 4	H: 1 LOB: 1 BB: 0 P: 4	R: 0 E: 0 K: 1 S: 5	H: 0 LOB: 2 BB: 2 P: 13	R: 0 E: 0 K: 2 S: 7	H: 0 LOB: 2 BB: 2 P: 15	R: 1 E: 0 K: 1 S: 6	H: 2 LOB: 2 BB: 1 P: 10	1B: 5 2B: 1 3B: 0 HR: 0	SF: 0 SAC: 3 DP: 0 HBP: 0	WP: 1 PA: 42				
PITCHER	IP	WLS	BF	H	R	ER	SO	BB	IBB	HBP	BLK	WP	HR	S	P	ERA	WHIP										
Steve Barber, L (1, 1) ERA: 3.16	7.1		30	4	1	1	3	4	0	0	0	1	0	32	48	1.23	1.091										
Dick Hall, R (8, 1) ERA: 2.81	0.2		2	0	0	0	1	0	0	0	0	0	0	4	4	0.00	0.000										
Stu Miller, R (9, 1) ERA: 2.38	1.2	L	10	2	1	1	3	2	1	0	0	0	0	13	25	5.40	2.400										

Batter	1	2	3	4	5	6	7	8	9	AB R H RBI BB SO LOB	TOP						
Norm Siebern, L (1, 3) OBP: 0.367, SLG: 0.433	0-3 K		0-0 F8			0-0 G3		0-0 G3		4 0 0 0 0 1 0							
Luis Aparicio, R (1, 6) OBP: 0.289, SLG: 0.373	0-0 F3			0-0 G3-6 1B		0-0 6-3		0-0 5-3		4 0 1 0 0 0 0							
Boog Powell, L (1, 7) OBP: 0.330, SLG: 0.373 Jackie Brandt, R (9, PR) OBP: 0.304, SLG: 0.413	0-3 K			0-0 G3-6 1-2f		4-0 FC6-4 BB		4-0 BB 1B E BB		2 0 0 0 2 1 1 0 1 0 0 0 0 0							
Brooks Robinson, R (1, 5) OBP: 0.373, SLG: 0.456		0-3 K		0-3 K		0-0 FC6-4 1-2f		0-0 E BB 1B 1B		4 1 1 0 0 2 1							
Curt Blefary, L (1, 9) OBP: 0.366, SLG: 0.434		0-3 K			4-0 WP 1B BB		0-0 G3	4-0 E 1B BB		2 2 0 0 2 1 0							
Charlie Lau, L (1, 2) OBP: 0.360, SLG: 0.443 John Orsino, R (7, PH) OBP: 0.313, SLG: 0.409		0-0 2B			4-0 1B 1-2 BB		0-3 K	0-0 F2		1 0 1 0 1 0 0 2 0 0 0 0 1 3							
Jerry Adair, R (1, 4) OBP: 0.293, SLG: 0.319		0-3 K			0-0 F3		0-0 4-3	0-0 E6 1B		4 0 0 0 0 1 5							
Paul Blair, R (1, 8) OBP: 0.286, SLG: 0.302			0-0 F4		0-0 G4-6-3 1-3 2-H 1B		0-3 K	0-0 1-2 2-H 3-H 1B		4 0 2 3 0 1 0							
Dave McNally, R (1, 1) OBP: 0.102, SLG: 0.064 Russ Snyder, L (5, PH) OBP: 0.314, SLG: 0.304 Wally Bunker, R (5, 1) OBP: 0.256, SLG: 0.111 Bob Johnson, R (8, PH) OBP: 0.291, SLG: 0.370 Dick Hall, R (8, 1) OBP: 0.528, SLG: 0.636 Harvey Haddix, L (8, 1)			0-3 K		0-0 G4-6-3 1-2f		0-0 6-3	0-0 1-3		1 0 0 0 0 1 0 1 0 0 0 0 0 2 0 0 0 0 0 0 0 1 0 0 0 0 0 0 1 0 0 0 0 0 2 0 0 0 0 0 0 0							
Inning Stats	R: 0 E: 0 K: 2 S: 7 H: 0 LOB: 0 BB: 0 P: 7	R: 0 E: 0 K: 3 S: 10 H: 1 LOB: 1 BB: 0 P: 10	R: 0 E: 0 K: 1 S: 5 H: 0 LOB: 0 BB: 0 P: 5	R: 0 E: 0 K: 1 S: 5 H: 1 LOB: 0 BB: 0 P: 5	R: 1 E: 0 K: 0 S: 3 H: 1 LOB: 1 BB: 2 P: 11	R: 0 E: 0 K: 0 S: 3 H: 0 LOB: 1 BB: 1 P: 7	R: 0 E: 0 K: 1 S: 5 H: 0 LOB: 0 BB: 0 P: 5	R: 0 E: 0 K: 1 S: 6 H: 0 LOB: 0 BB: 0 P: 5	R: 3 E: 1 K: 0 S: 6 H: 2 LOB: 2 BB: 2 P: 14	1B: 4 2B: 1 3B: 0 HR: 0 SF: 0 SAC: 0 DP: 2 HBP: 0	WP: 1 PB: 0 SB: 0 CS: 0 PA: 36						
PITCHER	IP WLS BF H R ER SO BB IBB HBP BLK WP HR S P ERA WHIP																
Jim Duckworth, R (1, 1) ERA: 5.09	4.1		17	3	1	1	7	2	0	0	0	1	0	29	37	2.08	1.154
Marshall Bridges, L (5, 1) ERA: 2.32	4.0		15	1	3	0	2	3	0	0	0	0	0	16	28	0.00	1.000
Steve Ridzik, R (9, 1) ERA: 4.48	0.2	W	4	1	0	0	0	0	0	0	0	0	0	4	4	0.00	1.500

Baltimore Orioles @ Washington Senators
D.C. Stadium, Washington, DC
Sat Aug 28 1965, 3:33 AM EDT
Att. 2,654 - Unknown

AB	31
R	4
H	5
RBI	3
BB	5
SO	9
LOB	14



Batter	1	2	3	4	5	6	7	8	9	AB R H RBI BB SO LOB
Joe Cunningham, L (1, 3) OBP: 0.372, SLG: 0.335	4-0 FC6-4 BB		x 0-0 L4-6 2B		x 0-0 1B			x 0-0 F5		3 0 2 0 1 0 0
Ken Hamlin, R (1, 4) OBP: 0.348, SLG: 0.386	0-0 F9		x 0-0 5-3		S S 0-3 K			x 0-0 CS 1B		4 0 1 0 0 1 3
Ken McMullen, R (1, 5) OBP: 0.323, SLG: 0.417	0-3 K		x 0-0 L4-6 2-3				x 0-0 F9	S S 0-3 K 1-2		4 0 0 0 0 2 3
Frank Howard, R (1, 7) OBP: 0.346, SLG: 0.486	0-0 FC6-4			x 0-0 5-3			S S 0-3 K		x 0-0 1B 2B	3 0 0 0 0 1 1
Willie Kirkland, L (7, 9) OBP: 0.272, SLG: 0.436	1-2f								x 0-0 1B 2B	1 1 1 0 0 0 0
Woodie Held, R (1, 9) OBP: 0.347, SLG: 0.453		x 0-0 HR 1B		x 0-0 6-3			x 0-0 F5		x 0-0 1B SH 1B	4 2 2 1 0 0 0
Don Lock, R (1, 8) OBP: 0.311, SLG: 0.361		x 0-0 HR		H 1-0 HBP			S S 0-3 K		x 0-0 SH 1B	2 1 1 2 0 1 0
Don Blasingame, L (9, PH) OBP: 0.272, SLG: 0.288		1-H							1-2 1B	0 1 0 0 0 0 0
Don Zimmer, R (1, 2) OBP: 0.295, SLG: 0.264		B B B 4-0 G6-4-3 BB		x 0-0 F3			S S 0-3 K		x 0-0 1B 1B	3 0 1 0 1 1 1
Ed Brinkman, R (1, 6) OBP: 0.249, SLG: 0.253		x 0-0 G6-4-3					B B B 4-0 BB		x 0-0 1B	2 0 0 0 1 0 1
Jim King, L (9, PH) OBP: 0.342, SLG: 0.434		1-2f					B B B 0-0 BB		1-2 2-H 3-H 1B	1 0 1 2 0 0 0
Jim Duckworth, R (1, 1) OBP: 0.200, SLG: 0.333		S S 0-3 K					S S 0-3 K			1 0 0 0 0 1 0

BOTTOM

Baltimore Orioles @ Washington Senators
D.C. Stadium, Washington, DC
Sat Aug 28 1965, 3:33 AM EDT
Att. 2,654 - Unknown

livebaseballscorecards.com

AB	30
R	5
H	9
RBI	5
BB	3
SO	8
LOB	10



Inning Stats	R: 0	H: 0	E: 0	K: 1	S: 5	R: 2	H: 2	E: 0	K: 1	S: 6	R: 0	H: 1	E: 0	K: 0	S: 3	R: 0	H: 0	E: 0	K: 1	S: 3	R: 0	H: 1	E: 0	K: 1	S: 6	R: 0	H: 0	E: 0	K: 1	S: 5	R: 0	H: 0	E: 0	K: 3	S: 9	R: 0	H: 1	E: 0	K: 1	S: 5	R: 3	H: 4	E: 1	K: 0	S: 5	1B: 6	SF: 0	2B: 3	SAC: 1	3B: 0	DP: 2	HR: 1	HBP: 1	WP: 0	PA: 35
--------------	------	------	------	------	------	------	------	------	------	------	------	------	------	------	------	------	------	------	------	------	------	------	------	------	------	------	------	------	------	------	------	------	------	------	------	------	------	------	------	------	------	------	------	------	------	-------	-------	-------	--------	-------	-------	-------	--------	-------	--------

PITCHER	IP	WLS	BF	H	R	ER	SO	BB	IBB	HBP	BLK	WP	HR	S	P	ERA	WHIP
Dave McNally, L (1, 1) ERA: 3.34	4.0		16	3	2	2	2	2	0	0	0	0	1	17	26	4.50	1.250
Wally Bunker, R (5, 1) ERA: 3.66	3.0		11	1	0	0	5	1	0	0	0	0	0	20	24	0.00	0.667
Dick Hall, R (8, 1) ERA: 3.01	1.0	L	7	4	3	2	1	0	0	0	0	0	0	9	9	18.00	4.000
Harvey Haddix, L (9, 1) ERA: 3.48	0.0		1	1	0	0	0	0	0	0	0	0	0	1	1	∞	∞

Batter	1	2	3	4	5	6	7	8	9	10	11	12	AB R H RBI BB SO LOB	TOP	
Norm Siebern, L OBP: 0.371, SLG: 0.430 Stu Miller, R	4-0 SH1-3 BB		4-1		E3 WP		4-0 BB		4-0 FC1-6 IBB		0-3 K		2 0 0 1 3 0 0 1 0 0 0 0 1 0		
Luis Aparicio, R OBP: 0.288, SLG: 0.369	0-0 SH1-3 1-2			4-0 2B BB	0-0 F9 1-2		0-3 K		0-0 FC1-6 1-2 2-3		0-0 F9		4 1 0 0 1 1 4		
Boog Powell, L OBP: 0.328, SLG: 0.372	0-0 4-3 2-3			0-0 F8 1B 2B	0-0 4-3		0-0 F8		0-0 G3		0-0 F7		6 1 1 1 0 0 5		
Brooks Robinson, R OBP: 0.371, SLG: 0.450	0-0 5-3			0-0 F8 2-3		0-0 F8		0-0 6-3		0-0 F9		4-0 BB BB	5 0 0 0 1 0 2		
Curt Blefary, L OBP: 0.366, SLG: 0.439		0-0 3-1		0-0 FC6-4 1B		0-0 1B 3B		0-0 F9		0-0 G3		4-0 BB BB	5 1 2 1 1 0 0		
Charlie Lau, L OBP: 0.358, SLG: 0.436		0-0 F8		0-0 F6 1B		0-0 1B		0-0 E6 FC5-4		0-0 1B		0-0 F6	6 0 2 1 0 0 3		
Jerry Adair, R OBP: 0.290, SLG: 0.316		0-0 L7		0-0 FC6-4 1-2		0-0 F3		0-0 FC5-4 1-2		0-0 5-3			5 0 0 0 0 0 4		
Paul Blair, R OBP: 0.288, SLG: 0.308			0-0 F9		0-0 SH1-4 E 2B		0-0 F3		0-0 FC1-6 SH3-4 1B		0-3 K		5 1 2 0 0 1 1		
Milt Pappas, R OBP: 0.102, SLG: 0.138 Don Larsen, R OBP: 0.273, SLG: 0.364 Russ Snyder, L OBP: 0.313, SLG: 0.303			0-3 K		0-0 SH1-4 2-3		0-0 6-3		0-0 SH3-4 1-2		0-0 L1-3		1 0 0 0 0 1 0 1 0 0 0 0 0 0 1 0 0 0 0 0 0		
Inning Stats	R: 0 H: 0 E: 0 LOB: 1 K: 0 BB: 1 S: 3 P: 7	R: 0 H: 0 E: 0 LOB: 0 K: 0 BB: 0 S: 3 P: 3	R: 0 H: 0 E: 0 LOB: 0 K: 1 BB: 0 S: 5 P: 5	R: 2 H: 2 E: 0 LOB: 1 K: 0 BB: 1 S: 5 P: 9	R: 1 H: 1 E: 1 LOB: 1 K: 0 BB: 0 S: 5 P: 5	R: 1 H: 2 E: 0 LOB: 1 K: 0 BB: 0 S: 5 P: 5	R: 0 H: 0 E: 0 LOB: 1 K: 1 BB: 1 S: 5 P: 9	R: 0 H: 0 E: 1 LOB: 1 K: 0 BB: 0 S: 4 P: 4	R: 0 H: 1 E: 0 LOB: 2 K: 0 BB: 1 S: 4 P: 8	R: 0 H: 1 E: 0 LOB: 1 K: 0 BB: 0 S: 4 P: 4	R: 0 H: 0 E: 0 LOB: 0 K: 2 BB: 0 S: 7 P: 7	R: 0 H: 0 E: 0 LOB: 2 K: 0 BB: 2 S: 3 P: 11	1B: 4 SF: 0 2B: 2 SAC: 3 3B: 1 DP: 0 HR: 0 HBP: 0	WP: 1 PA: 51 PB: 0 SB: 0 CS: 0	
PITCHER	IP WLS BF H R ER SO BB IBB HBP BLK WP HR S P ERA WHIP														
Buster Narum, R ERA: 4.21	10.0	43	7	4	4	2	3	1	0	0	0	0	59	3.60	1.000
Ron Kline, R ERA: 2.3	2.0	8	0	0	0	2	2	0	0	0	0	0	18	0.00	1.000

Baltimore Orioles @ Washington Senators
D.C. Stadium, Washington, DC
Sun Aug 29 1965, 3:33 AM EDT
Att: 7,795 - Unknown

AB	42
R	4
H	7
RBI	4
BB	6
SO	4
LOB	19



livebaseballscores.com

Batter	1	2	3	4	5	6	7	8	9	10	11	12	AB	R	H	RBI	BB	SO	LOB
Ken Hamlin, R OBP: 0.351, SLG: 0.392 (1, 4)	0-0 1B G4-6-3 2B		0-0 L5		0-0 F2		0-0 1B			0-3 K		0-0 E5 2-H 1B	6	1	3	0	0	1	1
Ken McMullen, R OBP: 0.321, SLG: 0.413 (1, 5)	4-0 G4-6-3 1B BB		0-3 K		0-0 F8		0-3 K			0-0 F3			4	1	0	0	1	2	2
Willie Kirkland, L OBP: 0.271, SLG: 0.431 (1, 7)	0-0 G4-6-3 1-2 2-3 1B		0-0 L9			0-3 K		0-0 F9		0-0 F8			5	0	1	0	0	1	1
Jim King, L OBP: 0.340, SLG: 0.427 (1, 9)	0-0 G4-6-3 1-2 2-3 3-H 1B			0-0 G3		4-0 3B BB		0-3 K		0-3 K		0-0 F3	4	1	0	0	1	1	2
Dick Nen, L OBP: 0.316, SLG: 0.406 (1, 3)	0-0 1B			0-0 HR		0-3 K		0-0 L9				0-3 K	5	1	2	2	0	2	1
Woodie Held, R OBP: 0.347, SLG: 0.459 (1, 8)	0-3 K			0-0 1B		0-0 1-H 3B			0-0 6-3			0-0 F7	5	0	2	1	0	1	1
Mike Brumley, L OBP: 0.276, SLG: 0.274 (1, 2)		0-0 F9		0-0 F9		0-0 F6			0-0 G4-6-3 1B			0-0 3-1	5	0	1	0	0	0	2
Ed Brinkman, R OBP: 0.248, SLG: 0.252 (1, 6)		0-0 F8		0-0 F6			0-0 F9		0-0 G4-6-3			0-0 SH1-4 E 1B	5	1	1	0	0	0	2
Buster Narum, R OBP: 0.068, SLG: 0.095 Frank Howard, R OBP: 0.348, SLG: 0.487 Don Blasingame, L OBP: 0.272, SLG: 0.288 Ron Kline, R (11, 1)		0-0 F4			0-0 6-3		0-3 K			0-0 1B		0-0 SH1-4	3	0	0	0	0	1	0

Inning Stats	R: 2	H: 3	E: 0	LOB: 1	K: 1	S: 7	R: 0	H: 0	E: 0	LOB: 0	K: 0	S: 3	R: 0	H: 0	E: 0	LOB: 0	K: 1	S: 5	R: 1	H: 2	E: 0	LOB: 1	K: 0	S: 5	R: 0	H: 0	E: 0	LOB: 0	K: 2	S: 8	R: 0	H: 1	E: 0	LOB: 1	K: 2	S: 8	R: 0	H: 0	E: 0	LOB: 0	K: 1	S: 5	R: 0	H: 1	E: 0	LOB: 0	K: 0	S: 6	R: 0	H: 1	E: 0	LOB: 1	K: 1	S: 6	R: 0	H: 0	E: 0	LOB: 0	K: 1	S: 5	R: 1	H: 2	E: 1	LOB: 1	K: 0	S: 4	1B: 8	2B: 1	3B: 1	HR: 1	SF: 0	SAC: 1	DP: 2	HBP: 0	WP: 0	PA: 46
--------------	------	------	------	--------	------	------	------	------	------	--------	------	------	------	------	------	--------	------	------	------	------	------	--------	------	------	------	------	------	--------	------	------	------	------	------	--------	------	------	------	------	------	--------	------	------	------	------	------	--------	------	------	------	------	------	--------	------	------	------	------	------	--------	------	------	------	------	------	--------	------	------	-------	-------	-------	-------	-------	--------	-------	--------	-------	--------

PITCHER	IP	WLS	BF	H	R	ER	SO	BB	IBB	HBP	BLK	WP	HR	S	P	ERA	WHIP
Milt Pappas, R ERA: 2.33 (1, 1)	5.2		23	5	4	4	4	2	0	0	0	0	1	29	37	6.35	1.235
Don Larsen, R ERA: 2.77 (6, 1)	2.1		9	2	0	0	3	0	0	0	0	0	0	15	15	0.00	0.857
Stu Miller, R ERA: 2.29 (9, 1)	3.2	L	14	4	1	0	2	0	0	0	0	0	0	18	18	0.00	1.091

BOTTOM

Baltimore Orioles @ Washington Senators
D.C. Stadium, Washington, DC
Sun Aug 29 1965, 3:33 AM EDT
Att. 7,795 - Unknown

livebaseballscorecards.com

AB	43
R	5
H	11
RBI	3
BB	2
SO	9
LOB	12



Batter	1	2	3	4	5	6	7	8	9	AB R H RBI BB SO LOB
Rico Petrocelli, R (1, 6) OBP: 0.306, SLG: 0.437	0-3 K	4-0 BB		0-0 F2	0-3 K			0-3 K		4 0 0 0 1 3 2
Frank Malzone, R (1, 5) OBP: 0.303, SLG: 0.308	4-0 PB 1B BB	0-3 K		1-0 4-3 HBP		0-0 5-3		4-0 BB		2 1 0 0 2 1 2
Carl Yastrzemski, L (1, 7) OBP: 0.396, SLG: 0.573	4-0 1B 1-2 BB		0-3 K	0-0 4-3		0-0 4-3		0-0 1-3		4 0 0 0 1 1 3
Felix Mantilla, R (1, 4) OBP: 0.394, SLG: 0.451	0-0 1-3 2-H 1B		4-0 2B 1B BB	4-0 IBB		0-3 K		0-0 5-3		3 1 1 1 2 1 0
Tony Conigliaro, R (1, 9) OBP: 0.339, SLG: 0.523	0-0 F6		0-0 1B 2B	0-0 F4		0-0 F7		0-3 K		5 1 1 0 0 1 5
Tony Horton, R (1, 3) OBP: 0.364, SLG: 0.447	0-3 K		0-0 2B 1B		0-0 FC1-6 SH3-4 1B	4-0 FC5-4 BB		0-0 F8		4 1 2 2 1 1 2
Bob Tillman, R (1, 2) OBP: 0.293, SLG: 0.328		0-0 E5 WP	0-3 K		4-0 FC1-6 BB	0-0 FC5-4				3 0 0 0 1 1 2
Jim Gosger, L (1, 8) OBP: 0.345, SLG: 0.417		0-3 K	0-0 F8		0-0 FC1-6 SH3-4	0-0 G3				4 0 0 0 0 1 5
Dave Morehead, R (1, 1) OBP: 0.250, SLG: 0.170		0-3 K		4-0 4-3 HBP BB	0-0 SH3-4			0-3 K		1 0 0 1 1 1 1
Dick Radatz, R (7, 1) OBP: 0.261, SLG: 0.409										1 0 0 0 0 1 0

Inning Stats	R: 1 E: 0 K: 2 S: 8	H: 1 LOB: 2 BB: 2 P: 16	R: 0 E: 1 K: 3 S: 10	H: 0 LOB: 2 BB: 1 P: 14	R: 2 E: 0 K: 2 S: 9	H: 2 LOB: 1 BB: 1 P: 13	R: 0 E: 0 K: 0 S: 3	H: 0 LOB: 3 BB: 2 P: 12	R: 1 E: 0 K: 1 S: 6	H: 1 LOB: 1 BB: 1 P: 10	R: 0 E: 0 K: 1 S: 5	H: 0 LOB: 0 BB: 0 P: 5	R: 0 E: 0 K: 0 S: 3	H: 0 LOB: 1 BB: 1 P: 7	R: 0 E: 0 K: 2 S: 7	H: 0 LOB: 1 BB: 1 P: 11	R: 0 E: 0 K: 1 S: 5	H: 0 LOB: 0 BB: 0 P: 5	1B: 3 2B: 1 3B: 0 HR: 0	SF: 0 SAC: 1 DP: 0 HBP: 1	WP: 1 PB: 1 SB: 0 CS: 0	PA: 42
--------------	------------------------------	----------------------------------	-------------------------------	----------------------------------	------------------------------	----------------------------------	------------------------------	----------------------------------	------------------------------	----------------------------------	------------------------------	---------------------------------	------------------------------	---------------------------------	------------------------------	----------------------------------	------------------------------	---------------------------------	----------------------------------	------------------------------------	----------------------------------	--------


PITCHER	IP	WLS	BF	H	R	ER	SO	BB	IBB	HBP	BLK	WP	HR	S	P	ERA	WHIP
Pete Richert, L (1, 1) ERA: 2.77	5.0	L	28	4	4	4	8	6	1	1	0	1	0	36	65	7.20	2.000
Bennie Daniels, R (6, 1) ERA: 4.59	2.0		7	0	0	0	1	1	0	0	0	0	0	8	12	0.00	0.500
Steve Ridzik, R (8, 1) ERA: 4.39	2.0		7	0	0	0	3	1	0	0	0	0	0	12	16	0.00	0.500

TOP

Boston Red Sox @ Washington Senators
D.C. Stadium, Washington, DC

Tue Aug 31 1965, 7:05 PM EDT
Unknown

AB	31
R	4
H	4
RBI	4
BB	9
SO	12
LOB	22




Batter	1	2	3	4	5	6	7	8	9	10	AB R H RBI BB SO LOB	TOP												
Jim Gosger, L (1, 8) OBP: 0.336, SLG: 0.406	0-0 E4 BB 1B	0-0 FC4-6 BB 1B		0-0 F4		0-0 F9		0-0 F8		0-0 F3	6 1 0 0 0 0 1	Boston Red Sox @ Washington Senators D.C. Stadium, Washington, DC Tue Aug 31 1965, 7:05 PM EDT Att: 6,245 - Unknown AB 38 R 8 H 11 RBI 7 BB 9 SO 7 LOB 24												
Dalton Jones, L (1, 5) OBP: 0.343, SLG: 0.385	4-0 1B 1-2 BB	0-0 BB 1B		0-0 F7		0-0 4-3		0-0 FC6-4 1B		0-0 F8	5 0 2 0 1 0 0													
Carl Yastrzemski, L (1, 7) OBP: 0.395, SLG: 0.569	0-3 K	4-0 1-2 2-3 BB		0-0 F5		0-0 F6		0-0 FC6-4 1-2f		0-0 E4 HR 1B	5 1 1 0 1 1 3													
Felix Mantilla, R (1, 4) OBP: 0.397, SLG: 0.451	0-0 1-3 2-H BB 1B	0-0 F6			4-0 1B BB SF8 BB		0-0 FC4-6 1B		0-0 F6	4-0 HR IBB	4 2 2 1 2 0 4													
Lee Thomas, L (1, 3) OBP: 0.360, SLG: 0.459 Tony Horton, R (9, PH) OBP: 0.373, SLG: 0.480	0-0 F3		0-0 1-3		4-0 1B 1-2 BB		0-0 FC4-6 1B 1-2f SF8		0-0 SH1-3 SF7 1B	0-0 1-H 2-H HR	3 1 0 0 1 0 3 2 2 2 3 0 0 0													
Tony Conigliaro, R (1, 9) OBP: 0.342, SLG: 0.523	4-0 1-2 BB		0-0 WP 1B		0-3 K		0-0 1-3 1B		0-0 SH1-3 2-3	0-3 K	4 1 2 0 1 2 2													
Rico Petrocelli, R (1, 6) OBP: 0.312, SLG: 0.437 Lenny Green, L (9, PH) OBP: 0.362, SLG: 0.436 Dick Radatz, R (9, 1) OBP: 0.261, SLG: 0.409	0-0 F3		4-0 1-H BB		0-0 1-2 2-3 1B		4-0 IBB		4-0 PB BB		2 0 1 0 2 0 3 0 0 0 0 1 0 0 0 0 0 0 0 0 0													
Russ Nixon, L (1, 2) OBP: 0.261, SLG: 0.282		0-0 FC4-6 1B	0-0 F7		0-0 SF8		0-0 SF8		0-0 SF7		2 0 1 3 0 0 1													
Dennis Bennett, L (1, 1) OBP: 0.241, SLG: 0.222 Bob Duliba, R (7, 1) Arnold Earley, L (7, 1) Bob Hefner, R (8, 1) Eddie Bressoud, R (9, PH) OBP: 0.306, SLG: 0.384		0-3 K	0-3 K		0-0 3-H		0-3 K		0-3 K		4 0 0 0 0 3 6 0 1 0 0 0 0 1 1													
Inning Stats	R: 1 E: 1 K: 1 S: 7	H: 1 LOB: 3 BB: 2 P: 15	R: 0 E: 0 K: 1 S: 7	H: 2 LOB: 3 BB: 1 P: 11	R: 1 E: 0 K: 1 S: 6	H: 1 LOB: 1 BB: 1 P: 10	R: 0 E: 0 K: 0 S: 3	H: 0 LOB: 0 BB: 0 P: 3	R: 1 E: 0 K: 1 S: 6	H: 2 LOB: 2 BB: 1 P: 11	R: 0 E: 0 K: 0 S: 4		H: 1 LOB: 1 BB: 0 P: 4	R: 1 E: 1 K: 1 S: 6	H: 1 LOB: 1 BB: 1 P: 10	R: 3 E: 1 K: 1 S: 7	H: 2 LOB: 0 BB: 1 P: 11	1B: 10 2B: 0 3B: 0 HR: 1	SF: 3 SAC: 1 DP: 0 HBP: 0	WP: 1 PB: 1 SB: 0 CS: 0	PA: 51			
PITCHER	IP WLS BF H R ER SO BB IBB HBP BLK WP HR S P ERA WHIP																							
Howie Koplitz, R (1, 1) ERA: 4.24	6.0	30	5	3	1	4	6	0	0	0	0	0	1	0	32	56	1.50	1.833						
Ron Kline, R (7, 1) ERA: 2.35	2.0	10	3	1	1	1	0	1	0	0	0	0	0	0	11	15	4.50	1.500						
Marshall Bridges, L (9, 1) ERA: 2.31	0.1	2	1	1	0	0	0	0	0	0	0	0	0	0	2	2	0.00	3.000						
Steve Ridzik, R (9, 1) ERA: 4.31	1.2	L 9	2	3	0	2	1	1	0	0	0	0	0	1	11	19	0.00	1.800						



Batter	1	2	3	4	5	6	7	8	9	10	AB	R	H	RBI	BB	SO	LOB	BOTTOM									
Joe Cunningham, L (1, 3) OBP: 0.371, SLG: 0.332 Marshall Bridges, S (9, 1) OBP: 0.143, SLG: 0.429 Steve Ridzik, R (9, 1) OBP: 0.200, SLG: 0.333 Mike Brumley, L (10, PH) OBP: 0.274, SLG: 0.268	F8		1B SF7 1B BB	K			1B FC7-3-4 1B	F7		G3	4	2	1	0	1	1	1	Boston Red Sox @ Washington Senators D.C. Stadium, Washington, DC Tue Aug 31 1965, 7:05 PM EDT Att. 6,245 - Unknown									
Ken Hamlin, R (1, 4) OBP: 0.350, SLG: 0.386	E5		1B 2B 1B	F4			1B FC7-3-4 1B				4	1	2	0	1	0	0										
Ken McMullen, R (1, 5) OBP: 0.319, SLG: 0.407	5-3		2B SF7 1B		K		F1	F9			5	1	1	0	0	1	5										
Frank Howard, R (1, 7) OBP: 0.347, SLG: 0.485 Willie Kirkland, L (7, PR) OBP: 0.280, SLG: 0.434	FC5-4 BB		SF7		3-1		FC7-3-4 1B		CS BB		2	0	0	2	1	0	1										
Woodie Held, R (1, 9) OBP: 0.344, SLG: 0.455	FC5-4		3-H		F1		1-2f 2-H 1B		1-2 K		5	0	2	1	0	1	3										
Don Lock, R (1, 8) OBP: 0.311, SLG: 0.358 Jim King, L (7, PH) OBP: 0.336, SLG: 0.417		6-3	4-0			F8	K		F9		2	0	0	0	1	0	0										
Don Zimmer, R (1, 2) OBP: 0.295, SLG: 0.265 Don Blasingame, L (10, PH) OBP: 0.273, SLG: 0.287			SF7 1B			F8		F8		F9	3	0	1	1	0	0	0										
Ed Brinkman, R (1, 6) OBP: 0.253, SLG: 0.258			3-H							K	1	0	0	0	0	0	0										
Howie Koplitz, R (1, 1) OBP: 0.133, SLG: 0.103 Doug Camilli, R (6, PH) OBP: 0.264, SLG: 0.283 Ron Kline, R (7, 1) Dick Nen, L (8, PH) OBP: 0.323, SLG: 0.409			F3 K				2B				5	1	2	0	0	2	3										
			0-3 K			6-3					2	0	0	0	0	2	1										
								2B		1B	1	0	0	0	0	0	1										
											0	0	0	0	0	0	0										
											2	0	2	1	0	0	0										
Inning Stats	R: 0 E: 1 K: 0 S: 4	H: 0 LOB: 2 BB: 1 P: 8	R: 0 E: 0 K: 1 S: 6	H: 1 LOB: 1 BB: 0 P: 6	R: 3 E: 0 K: 1 S: 8	H: 3 LOB: 2 BB: 2 P: 16	R: 0 E: 0 K: 2 S: 7	H: 0 LOB: 0 BB: 0 P: 7	R: 0 E: 0 K: 1 S: 5	H: 0 LOB: 0 BB: 0 P: 5	R: 0 E: 0 K: 0 S: 4	H: 1 LOB: 1 BB: 0 P: 4	R: 1 E: 0 K: 1 S: 8	H: 3 LOB: 2 BB: 0 P: 8	R: 1 E: 0 K: 0 S: 5	H: 2 LOB: 2 BB: 1 P: 9	R: 0 E: 0 K: 1 S: 4	H: 0 LOB: 0 BB: 1 P: 8	R: 0 E: 0 K: 1 S: 6	H: 1 LOB: 1 BB: 0 P: 6	1B: 8 2B: 3 3B: 0 HR: 0	SF: 2 SAC: 0 DP: 0 HBP: 0	WP: 0 PB: 0 SB: 0 CS: 1	PA: 46			
PITCHER	IP	WLS	BF	H	R	ER	SO	BB	IBB	HBP	BLK	WP	HR	S	P	ERA	WHIP										
Dennis Bennett, L (1, 1) ERA: 4.35	6.1		30	7	4	4	5	2	1	0	0	0	0	37	49	5.68	1.421										
Bob Duliba, R (7, 1) ERA: 3.44	0.1		2	1	0	0	0	0	0	0	0	0	0	2	2	0.00	3.000										
Arnold Earley, L (7, 1) ERA: 3.21	1.0		6	2	1	1	1	0	1	0	0	0	0	7	11	9.00	2.000										
Bob Hefner, R (8, 1) ERA: 6.65	0.1		1	0	0	0	0	0	0	0	0	0	0	1	1	0.00	0.000										
Dick Radatz, R (9, 1) ERA: 4.34	2.0	W	7	1	0	0	2	1	0	0	0	0	0	10	14	0.00	1.000										

livebaseballscores.com



Batter	1	2	3	4	5	6	7	8	9	AB R H RBI BB SO LOB	TOP											
Rico Petrocelli, R Dillon Jones, L Bob Hefner, R Arnold Earley, L Lenny Green, L Bob Duliba, R	0-0 5-3		4-0 HR BB		0-0 5-3		4-0 WP WP BB	4-0 FC6-4 BB		2 1 0 0 1 0 0 0 0 0 0 1 1 0 1 0 0 0 0 0 0 0 0 0 0 0	Boston Red Sox @ Washington Senators D.C. Stadium, Washington, DC Wed Sep 01 1965, 7:05 PM EDT Att. 1,517 - Unknown											
Frank Malzone, R	0-0 6-3		0-0 1-H HR		0-0 F6		0-0 SF8	0-0 FC6-4		4 1 1 3 0 0 2												
Carl Yastrzemski, L	4-0 BB		4-0 2B BB		0-0 F5		4-0 WP IBB		2 1 1 0 3 0 0													
Felix Mantilla, R	0-3 K		0-0 1-H 2B		0-0 5-3		0-0 F8	0-0 FC4-6 1B	5 0 1 1 0 1 4													
Tony Conigliaro, R		0-0 6-3	0-0 L6		0-0 5-3		0-0 F7	0-0 FC5-4 1B	5 0 0 0 0 0 4													
Tony Horton, R		4-0 G5-4-3 BB		0-0 1B		0-0 4-3		4-0 3B BB	3 1 2 0 2 0 0													
Bob Tillman, R Russ Nixon, L		0-0 G5-4-3		0-0 F7		4-0 2B BB BB	0-0 F6	0-0 F8	2 1 0 0 1 0 2 2 0 0 0 0 0 3	AB 32 R 7 H 7 RBI 6 BB 10 SO 3 LOB 18												
Jim Gosger, L			0-0 F9	0-0 L8		0-0 BB SF8 2B	0-0 1-H 3B		4 1 2 1 0 0 1													
Jim Lonborg, R Jay Ritchie, R Eddie Bressoud, R			0-3 K	0-3 K		4-0 SF8 BB WP BB	0-0 L5		0 0 0 0 0 0 0 2 0 0 0 0 2 1 1 1 0 0 1 0 1													
Inning Stats	R: 0 E: 0 K: 1 S: 5	H: 0 LOB: 1 BB: 1 P: 9	R: 0 E: 0 K: 0 S: 2	H: 0 LOB: 0 BB: 1 P: 6	R: 3 E: 0 K: 1 S: 7	H: 2 LOB: 1 BB: 2 P: 15	R: 0 E: 0 K: 1 S: 6	H: 1 LOB: 1 BB: 0 P: 6	R: 0 E: 0 K: 0 S: 3	H: 0 LOB: 0 BB: 0 P: 3		R: 0 E: 0 K: 0 S: 3	H: 0 LOB: 0 BB: 0 P: 3	R: 3 E: 0 K: 0 S: 4	H: 1 LOB: 2 BB: 4 P: 20	R: 1 E: 0 K: 0 S: 4	H: 1 LOB: 2 BB: 2 P: 12	R: 0 E: 0 K: 0 S: 5	H: 2 LOB: 2 BB: 0 P: 5	1B: 3 2B: 2 3B: 1 HR: 1	SF: 1 SAC: 0 DP: 1 HBP: 0	WP: 2 PB: 0 SB: 0 CS: 0
PITCHER	IP WLS BF H R ER SO BB IBB HBP BLK WP HR S P ERA WHIP																					
Frank Kreuzer, L Phil Ortega, R Marshall Bridges, L Ron Kline, R	(1, 1) ERA: 4.38 (7, 1) ERA: 4.66 (8, 1) ERA: 2.29 (8, 1) ERA: 2.31	6.0 1.0 0.1 1.2	WLS 7 2 W	BF 26 7 2 8	H 4 0 1 2	R 5 2 0 0	ER 5 2 0 0	SO 3 0 0 0	BB 5 3 0 1	IBB 0 1 0 0	HBP 0 0 0 0	BLK 0 0 0 0	WP 0 2 0 0	HR 1 0 0 0	S 27 3 2 7	P 47 19 2 11	ERA 7.50 18.00 0.00 0.00	WHIP 1.500 3.000 3.000 1.800				

Batter	1	2	3	4	5	6	7	8	9	AB	R	H	RBI	BB	SO	LOB
Ken Hamlin, R (1, 4) OBP: 0.347, SLG: 0.383	0-0 6-3	0-3 K			0-0 1B 1B	0-3 K		0-0 F8		5	1	1	0	0	2	0
Ken McMullen, R (1, 5) OBP: 0.322, SLG: 0.411	0-0 2B 1B		0-0 F5		0-0 1B 1-2 1B		0-0 1B 2B	0-0 F9		5	2	3	0	0	0	0
Willie Kirkland, L (1, 9) OBP: 0.263, SLG: 0.433 (5, 7) (8, 9)	0-0 2B 1B		0-3 K		0-0 F9		0-0 F9 2-H 1B 1B	0-0 G3		5	2	2	1	0	1	2
Frank Howard, R (1, 7) OBP: 0.350, SLG: 0.488 Chuck Cottier, R (7, PR) Woodie Held, R (8, 7) OBP: 0.344, SLG: 0.455	0-0 1B 2B		4-0 PB BB		0-0 F7		0-0 E 1-2 1B			3	1	2	2	1	0	2
Dick Nen, L (1, 3) OBP: 0.321, SLG: 0.405	0-0 F5		0-0 6-3		0-0 1-3 2-H 1B		0-0 F9			4	0	1	1	0	0	4
Don Lock, R (1, 8) OBP: 0.318, SLG: 0.372	0-0 E 1B			0-0 HR		0-0 BB BB	0-0 E2 1-3 3-H 1B			3	2	3	3	1	0	0
Don Zimmer, R (1, 2) OBP: 0.294, SLG: 0.262	0-3 K		0-0 F7		0-3 K		4-0 IBB			3	0	0	0	1	2	3
Ed Brinkman, R (1, 6) OBP: 0.250, SLG: 0.255		0-0 F8		0-0 F3		0-0 6-3	0-3 K			4	0	0	0	0	1	3
Frank Kreuzer, R (1, 1) OBP: 0.125, SLG: 0.267 Phil Ortega, R (7, 1) Marshall Bridges, S (8, 1) Ron Kline, R (8, 1)		0-3 K		0-0 F9		0-3 K	0-3 K			3	0	0	0	0	2	0
										1	0	0	0	0	1	3
										0	0	0	0	0	0	0
										0	0	0	0	0	0	0
Inning Stats	R: 4 E: 0 K: 1 S: 9	H: 4 LOB: 0 BB: 0 P: 9	R: 0 E: 0 K: 2 S: 7	H: 0 LOB: 0 BB: 0 P: 7	R: 0 E: 0 K: 1 S: 5	H: 0 LOB: 1 BB: 1 P: 9	R: 1 E: 0 K: 0 S: 4	H: 1 LOB: 0 BB: 0 P: 4	R: 1 E: 0 K: 1 S: 8	H: 3 LOB: 3 BB: 1 P: 12	R: 0 E: 0 K: 2 S: 7	H: 0 LOB: 0 BB: 0 P: 7	R: 2 E: 1 K: 2 S: 11	H: 4 LOB: 3 BB: 1 P: 15	R: 0 E: 0 K: 0 S: 3	H: 0 LOB: 0 BB: 0 P: 3

BOTTOM

Boston Red Sox @ Washington Senators
D.C. Stadium, Washington, DC
Wed Sep 01 1965, 7:05 PM EDT
Att. 1,517 - Unknown

livebaseballscorecards.com

AB	36
R	8
H	12
RBI	7
BB	3
SO	9
LOB	17



PITCHER	IP	WLS	BF	H	R	ER	SO	BB	IBB	HBP	BLK	WP	HR	S	P	ERA	WHIP
Jim Lonborg, R (1, 1) ERA: 4.33	0.2		6	4	4	3	0	0	0	0	0	0	0	6	6	40.50	6.000
Jay Ritchie, R (1, 1) ERA: 3.48	5.1		22	4	2	2	7	2	0	0	0	0	1	34	42	3.38	1.125
Bob Hefner, R (7, 1) ERA: 7.06	0.0	L	3	3	2	2	0	0	0	0	0	0	0	3	3	∞	∞
Arnold Earley, L (7, 1) ERA: 3.16	1.0		5	1	0	0	2	0	1	0	0	0	0	8	12	0.00	1.000
Bob Duliba, R (8, 1) ERA: 3.38	1.0		3	0	0	0	0	0	0	0	0	0	0	3	3	0.00	0.000

WP: 0	PA: 39
PB: 1	
SB: 1	
CS: 0	

Batter	1	2	3	4	5	6	7	8	9	AB R H RBI BB SO LOB	TOP	
Rico Petrocelli, R (1, 6) OBP: 0.309, SLG: 0.430 Lee Thomas, L (9, PH) OBP: 0.360, SLG: 0.458	0-0 F7		0-0 F8		0-0 F8		0-0 SH1-4		0-0 F7	3 0 0 0 0 0 0 1 0 0 0 0 0 0		
Frank Malzone, R (1, 5) OBP: 0.301, SLG: 0.316	0-0 F8		0-0 F4		0-3 K		0-0 1B			4 0 1 1 0 1 0		
Carl Yastrzemski, L (1, 7) OBP: 0.398, SLG: 0.565	0-0 F7			0-0 FC5 BB 1B		0-0 L5	0-0 F9			4 0 1 0 0 0 1		
Felix Mantilla, R (1, 4) OBP: 0.396, SLG: 0.450		4-0 1B BB		0-0 F7		0-0 HR 1B	0-0 F6			3 1 1 0 1 0 2		
Tony Conigliaro, R (1, 9) OBP: 0.342, SLG: 0.525		0-0 1-2 1B		4-0 1-2 BB		0-0 HR 1B	0-0 F9			3 1 2 2 1 0 0		
Tony Horton, R (1, 3) OBP: 0.384, SLG: 0.492		0-3 K		0-3 K		0-0 3B	0-3 K			4 0 1 0 0 3 4		
Bob Tillman, R (1, 2) OBP: 0.290, SLG: 0.323		0-3 K		0-0 FC5 2-3f		0-0 5-3	0-0 L7			4 0 0 0 0 1 5		
Jim Gosger, L (1, 8) OBP: 0.337, SLG: 0.432		0-0 F9			0-0 HR	0-0 F8			0-0 1-3	4 1 1 1 0 0 3		
Earl Wilson, R (1, 1) OBP: 0.325, SLG: 0.463 Arnold Earley, L (8, 1) Bob Duliba, R (8, 1) Lenny Green, L (9, PH) OBP: 0.363, SLG: 0.435			0-3 K		0-3 K		0-0 SH1-4 1B		0-0 F7	3 1 1 0 0 2 0 0 0 0 0 0 0 0 0 0 0 0 0 0 0 1 0 0 0 0 0 0		
Inning Stats	R: 0 E: 0 K: 0 S: 3 H: 0 LOB: 0 BB: 0 P: 3	R: 0 E: 0 K: 2 S: 8 H: 1 LOB: 2 BB: 1 P: 12	R: 0 E: 0 K: 1 S: 5 H: 0 LOB: 0 BB: 0 P: 5	R: 0 E: 0 K: 1 S: 6 H: 1 LOB: 2 BB: 1 P: 10	R: 1 E: 0 K: 2 S: 8 H: 1 LOB: 0 BB: 0 P: 8	R: 2 E: 0 K: 0 S: 6 H: 3 LOB: 1 BB: 0 P: 6	R: 1 E: 0 K: 0 S: 5 H: 2 LOB: 1 BB: 0 P: 5	R: 0 E: 0 K: 1 S: 5 H: 0 LOB: 0 BB: 0 P: 5	R: 0 E: 0 K: 0 S: 3 H: 0 LOB: 0 BB: 0 P: 3	1B: 5 2B: 0 3B: 1 HR: 2 SF: 0 SAC: 1 DP: 0 HBP: 0	WP: 0 PB: 0 SB: 0 CS: 0 PA: 37	
PITCHER Mike McCormick, L (1, 1) ERA: 3.4 Steve Ridzik, R (8, 1) ERA: 4.22	IP 7.0 WLS W BF 31 H 8 R 4 ER 4 SO 6 BB 2 IBB 0 HBP 0 BLK 0 WP 0 HR 2 S 41 P 49 ERA 5.14 WHIP 1.429	IP 2.0 WLS S BF 6 H 0 R 0 ER 0 SO 1 BB 0 IBB 0 HBP 0 BLK 0 WP 0 HR 0 S 8 P 8 ERA 0.00 WHIP 0.000	PITCHER IP WLS BF H R ER SO BB IBB HBP BLK WP HR S P ERA WHIP									

Boston Red Sox @ Washington Senators
D.C. Stadium, Washington, DC
Thu Sep 02 1965, 7:05 PM EDT
Att. 3,098 - Unknown

livebaseballscorecards.com

AB	34
R	4
H	8
RBI	4
BB	2
SO	7
LOB	15



Batter	1	2	3	4	5	6	7	8	9
Ken Hamlin, R OBP: 0.343, SLG: 0.378 (1, 4) (8, 6)	0-0 5-3		0-0 6-3		0-3 K			0-0 F8	
Ken McMullen, R OBP: 0.323, SLG: 0.411 (1, 5)	0-0 E1 1B		0-0 6-3			0-0 5-3		1-0 BB 1B HBP	
Willie Kirkland, L OBP: 0.286, SLG: 0.434 (1, 9)	0-0 G5-4-3 1B			0-3 K		0-0 F8		0-0 BB 1B	
Frank Howard, R OBP: 0.349, SLG: 0.485 Woodie Held, R OBP: 0.344, SLG: 0.455 (1, 7) (9, 7)	0-0 G5-4-3 1-2f		0-3 K		0-0 6-3		0-0 6-3	4-0 BB 1-2 2-3 BB	
Dick Nen, L OBP: 0.314, SLG: 0.395 (1, 3)		0-0 G3		0-0 F9			0-0 E4 1B	0-3 K	
Don Lock, R OBP: 0.319, SLG: 0.382 (1, 8)		0-0 HR			0-0 WP 1B		0-3 K	0-3 K	
Mike Brumley, L OBP: 0.280, SLG: 0.274 (1, 2)		0-0 G6-4-3 1B			0-3 K		0-0 E8 1B		
Ed Brinkman, R OBP: 0.249, SLG: 0.254 Bob Chance, L OBP: 0.294, SLG: 0.344 Don Blasingame, L OBP: 0.273, SLG: 0.287 (1, 6) (7, PH) (7, PR) (8, 4)		0-0 G6-4-3			0-0 F8		0-0 CS 1B		
Mike McCormick, L OBP: 0.205, SLG: 0.079 Jim King, L OBP: 0.335, SLG: 0.416 Steve Ridzik, R OBP: 0.200, SLG: 0.333 (1, 1) (7, PH) (8, 1)			0-3 K		0-0 1B		0-0 F4		

Inning Stats	R: 1	H: 2	E: 1	LOB: 0	K: 0	BB: 0	S: 4	P: 4
	R: 1	H: 2	E: 0	LOB: 0	K: 0	BB: 0	S: 4	P: 4
	R: 0	H: 0	E: 0	LOB: 0	K: 1	BB: 0	S: 5	P: 5
	R: 0	H: 0	E: 0	LOB: 0	K: 2	BB: 0	S: 7	P: 7
	R: 1	H: 2	E: 0	LOB: 1	K: 2	BB: 0	S: 9	P: 9
	R: 0	H: 0	E: 0	LOB: 0	K: 0	BB: 0	S: 3	P: 3
	R: 2	H: 2	E: 2	LOB: 1	K: 1	BB: 0	S: 7	P: 7
	R: 0	H: 1	E: 0	LOB: 3	K: 2	BB: 1	S: 8	P: 13


PITCHER	IP	WLS	BF	H	R	ER	SO	BB	IBB	HBP	BLK	WP	HR	S	P	ERA	WHIP
Earl Wilson, R ERA: 4.16 (1, 1)	7.1	L	31	9	5	2	6	1	0	1	0	1	1	41	46	2.46	1.364
Arnold Earley, L ERA: 3.14 (8, 1)	0.1		1	0	0	0	1	0	0	0	0	0	0	3	3	0.00	0.000
Bob Duliba, R ERA: 3.36 (8, 1)	0.1		1	0	0	0	1	0	0	0	0	0	0	3	3	0.00	0.000

BOTTOM

Boston Red Sox @ Washington Senators
D.C. Stadium, Washington, DC

Thu Sep 02 1965, 7:05 PM EDT
Att. 3,098 - Unknown

AB	31
R	5
H	9
RBI	5
BB	1
SO	8
LOB	13



1B	2B	3B	HR	SF	SAC	DP	HBP	WP	PA
8	0	0	1	0	0	2	1	1	33

Batter	1	2	3	4	5	6	7	8	9	AB R H RBI BB SO LOB	TOP									
Ken Hamlin, R (1, 4) OBP: 0.338, SLG: 0.372	0-0 5-3		0-0 F2		0-0 L8		0-0 5-3		0-0 1-3	5 0 0 0 0 0 1										
Ken McMullen, R (1, 5) OBP: 0.327, SLG: 0.420	0-0 6-3		0-0 2B 1B		0-0 G3 1B			0-0 HR		4 1 3 1 0 0 0										
Frank Howard, R (1, 7) OBP: 0.349, SLG: 0.483	0-0 BB 1B		0-3 K		0-0 G3			0-0 5-3		4 0 1 0 0 1 2										
Woodie Held, R (1, 9) OBP: 0.349, SLG: 0.471	4-0 1-2 BB		0-0 1-3 2B		0-0 F8			0-0 HR		3 1 2 1 1 0 1										
Don Lock, R (1, 8) OBP: 0.316, SLG: 0.378	0-3 K		0-3 K			0-0 F6		0-3 K		4 0 0 0 0 3 4										
Dick Nen, L (1, 3) OBP: 0.318, SLG: 0.398		0-0 G5-4-3 1B		0-0 1B		0-3 K		0-0 6-3		4 0 2 0 0 1 0										
Don Zimmer, R (1, 2) OBP: 0.290, SLG: 0.258		0-0 G5-4-3		0-0 F6		0-0 6-3		0-0 F3		3 0 0 0 0 0 2										
Ed Brinkman, R (1, 6) OBP: 0.249, SLG: 0.254		0-0 1B		0-0 F8			0-0 6-3		0-3 K	4 0 1 0 0 1 1										
Buster Narum, R (1, 1) OBP: 0.065, SLG: 0.091		0-3 K		0-3 K			0-0 F6		0-0 2B	2 0 0 0 0 2 2										
Bennie Daniels, L (5, 1) OBP: 0.235, SLG: 0.133										0 0 0 0 0 0 0										
Marshall Bridges, S (6, 1) OBP: 0.143, SLG: 0.429										0 0 0 0 0 0 0										
Doug Camilli, R (6, 2) OBP: 0.266, SLG: 0.291										2 0 1 0 0 0 0										
Chuck Cottier, R (9, PH)										1 0 0 0 0 0 0										
Inning Stats	R: 0 E: 0 K: 1 S: 6	H: 1 LOB: 2 BB: 1 P: 10	R: 0 E: 0 K: 1 S: 6	H: 2 LOB: 1 BB: 0 P: 6	R: 0 E: 0 K: 2 S: 9	H: 2 LOB: 2 BB: 0 P: 9	R: 0 E: 0 K: 1 S: 6	H: 1 LOB: 1 BB: 0 P: 6	R: 0 E: 0 K: 1 S: 5	H: 0 LOB: 0 BB: 0 P: 5	R: 0 E: 0 K: 0 S: 3	H: 0 LOB: 0 BB: 0 P: 3	R: 2 E: 0 K: 1 S: 7	H: 2 LOB: 0 BB: 0 P: 7	R: 0 E: 0 K: 1 S: 6	H: 1 LOB: 1 BB: 0 P: 6	1B: 6 2B: 2 3B: 0 HR: 2	SF: 0 SAC: 0 DP: 1 HBP: 0	WP: 0 PB: 0 SB: 0 CS: 0	PA: 37
PITCHER Hank Aguirre, L (1, 1) ERA: 3.6	IP: 9.0 WLS: W BF: 37 H: 10 R: 2 ER: 2 SO: 8 BB: 1 IBB: 0 HBP: 0 BLK: 0 WP: 0 HR: 2 S: 52 P: 56 ERA: 2.00 WHIP: 1.222																			

Washington Senators @ Detroit Tigers
 Tiger Stadium, Detroit, MI
 Fri Sep 03 1965, 7:05 PM EDT
 Att. 10,053 - Unknown

livebaseballscorecards.com

AB 36
R 2
H 10
RBI 2
BB 1
SO 8
LOB 13



Batter	1	2	3	4	5	6	7	8	9	AB R H RBI BB SO LOB
--------	---	---	---	---	---	---	---	---	---	----------------------

<p>Jim Northrup, L (1, 9) OBP: 0.262, SLG: 0.323</p>	<p>Jerry Lumpe, L (1, 4) OBP: 0.335, SLG: 0.331 George Smith, R (6, PR) OBP: 0.143, SLG: 0.077</p>	<p>Don Wert, R (1, 5) OBP: 0.343, SLG: 0.360</p>	<p>Norm Cash, L (1, 3) OBP: 0.356, SLG: 0.459</p>	<p>Willie Horton, R (1, 7) OBP: 0.347, SLG: 0.518</p>	<p>Bill Freehan, R (1, 2) OBP: 0.302, SLG: 0.347</p>	<p>Mickey Stanley, R (1, 8) OBP: 0.333, SLG: 0.667</p>	<p>Ray Oyler, R (1, 6) OBP: 0.304, SLG: 0.375</p>	<p>Hank Aguirre, R (1, 1) OBP: 0.136, SLG: 0.111</p>	<p>0-0, 4-3, 1-H, 2B</p>	<p>0-0, 1-2, 1B, 1B</p>	<p>0-0, 1-2, 1B, 1B</p>	<p>0-3, K2-3</p>	<p>0-0, F6</p>	<p>0-0, 4-0, BB, BB</p>	<p>0-0, 1-2, 2-H, 3-H, 1B, 1B</p>	<p>0-0, 1-2, 1B, 1B</p>	<p>0-0, 4-0, BB, BB</p>	<p>0-0, 1-2, 2-H, 1B, BB</p>	<p>0-0, 6-3, HR</p>	<p>0-0, 1-2, 2-H, 1B</p>	<p>0-0, 6-3, HR</p>	<p>0-0, 5-3</p>	<p>0-0, 6-3, HR</p>	<p>0-0, 6-3</p>	<p>0-0, 5-3</p>	<p>0-0, L6</p>
---	--	---	--	--	---	---	--	---	--------------------------	-------------------------	-------------------------	------------------	----------------	-------------------------	-----------------------------------	-------------------------	-------------------------	------------------------------	---------------------	--------------------------	---------------------	-----------------	---------------------	-----------------	-----------------	----------------

Inning Stats	R: 0 H: 1 E: 1 K: 1 S: 7	H: 1 LOB: 2 BB: 0 P: 7	R: 0 H: 0 E: 0 K: 1 S: 5	H: 0 LOB: 1 BB: 0 P: 6	R: 2 H: 2 E: 0 K: 0 S: 5	H: 2 LOB: 0 BB: 0 P: 5	R: 2 H: 3 E: 0 K: 1 S: 8	H: 3 LOB: 2 BB: 1 P: 12	R: 2 H: 1 E: 0 K: 1 S: 6	H: 1 LOB: 0 BB: 1 P: 10	R: 3 H: 4 E: 1 K: 0 S: 6	H: 4 LOB: 2 BB: 1 P: 10	R: 1 H: 2 E: 0 K: 3 S: 11	H: 2 LOB: 1 BB: 0 P: 11	R: 0 H: 0 E: 0 K: 1 S: 5	H: 0 LOB: 1 BB: 1 P: 9	1B: 8 2B: 2 3B: 0 HR: 4	SF: 0 SAC: 1 DP: 1 HBP: 1	WP: 0 PB: 0 SB: 1 CS: 0	PA: 42
--------------	--------------------------	------------------------	--------------------------	------------------------	--------------------------	------------------------	--------------------------	-------------------------	--------------------------	-------------------------	--------------------------	-------------------------	---------------------------	-------------------------	--------------------------	------------------------	-------------------------	---------------------------	-------------------------	--------

PITCHER	IP	WLS	BF	H	R	ER	SO	BB	IBB	HBP	BLK	WP	HR	S	P	ERA	WHIP
Buster Narum, R (1, 1) ERA: 4.44	4.0	L	23	7	6	6	3	2	0	1	0	0	3	26	35	13.50	2.250
Bennie Daniels, R (5, 1) ERA: 4.79	1.0		7	3	3	3	1	0	1	0	0	0	0	8	12	27.00	3.000
Marshall Bridges, L (6, 1) ERA: 2.33	3.0		12	3	1	1	4	1	0	0	0	0	1	19	23	3.00	1.333

BOTTOM

Washington Senators @ Detroit Tigers
Tiger Stadium, Detroit, MI
Fri Sep 03 1965, 7:05 PM EDT
Att. 10,053 - Unknown

livebaseballscorecards.com

AB	36
R	10
H	13
RBI	10
BB	4
SO	8
LOB	17



Batter	1	2	3	4	5	6	7	8	9	AB R H RBI BB SO LOB	TOP													
Don Blasingame, L (1, 4) <small>OBP: 0.275, SLG: 0.287</small> Ed Brinkman, R (7, 6) <small>OBP: 0.248, SLG: 0.253</small>	0-0 G3		0-0 F8		4-0 BB		0-0 F3 1-3 1B		0-3 K	3 0 1 0 1 0 0 1 0 0 0 0 1 0														
Ken Hamlin, R (1, 6) <small>OBP: 0.336, SLG: 0.369</small> <small>(7, 4)</small>	0-0 FC4-6 1B		0-0 6-3		0-0 L7		0-0 F3 1-2		0-0 6-3	5 0 1 0 0 0 3														
Willie Kirkland, L (1, 9) <small>OBP: 0.284, SLG: 0.430</small>	0-0 FC4-6 1-2f BB			0-0 1B S 1B		0-0 F8	0-0 F8		0-0 1-3	5 0 1 0 0 0 3														
Frank Howard, R (1, 7) <small>OBP: 0.350, SLG: 0.482</small> Woodie Held, R (8, 7) <small>OBP: 0.349, SLG: 0.471</small>	4-0 1-2 BB		0-0 F2 1-2		0-0 1B 1B		0-0 6-3			3 0 1 0 1 0 1 0 0 0 0 0 0 0														
Dick Nen, L (1, 3) <small>OBP: 0.322, SLG: 0.400</small>	0-3 K		0-3 K		0-0 1B 1-2 1B		0-0 FC3-6 1B			4 0 2 0 0 2 3														
Ken McMullen, R (1, 5) <small>OBP: 0.326, SLG: 0.419</small>		0-0 6-3		0-0 1B 2-3 1B		0-0 F8		0-0 FC3-6 1-2f 1B		4 1 1 0 0 0 3														
Mike Brumley, L (1, 2) <small>OBP: 0.279, SLG: 0.274</small>		0-0 F8		0-0 3-1		0-0 G3		0-0 1B 1-2 1B		4 0 1 0 0 0 4														
Don Lock, R (1, 8) <small>OBP: 0.318, SLG: 0.379</small>		0-0 6-3		0-0 F8		0-0 1B 1B		0-0 1-2 2-H 1B		4 0 2 1 0 0 0														
Jim Duckworth, R (1, 1) Jim King, L (8, PH) <small>OBP: 0.333, SLG: 0.414</small> Ron Kline, R (8, 1)		0-3 K		0-0 2-3		0-0 F2		0-0 F9		3 0 0 0 0 1 1 1 0 0 0 0 0 2 0 0 0 0 0 0 0														
Inning Stats	R: 0 E: 0 K: 1 S: 6	H: 1 LOB: 2 BB: 1 P: 10	R: 0 E: 0 K: 0 S: 3	H: 0 LOB: 0 BB: 0 P: 3	R: 0 E: 0 K: 1 S: 5	H: 0 LOB: 0 BB: 0 P: 5	R: 0 E: 0 K: 1 S: 7	H: 2 LOB: 2 BB: 0 P: 7	R: 0 E: 0 K: 0 S: 3	H: 0 LOB: 1 BB: 1 P: 7	R: 0 E: 0 K: 0 S: 5	H: 2 LOB: 2 BB: 0 P: 5	R: 0 E: 0 K: 0 S: 5	H: 2 LOB: 2 BB: 0 P: 5	R: 1 E: 0 K: 0 S: 6	H: 3 LOB: 2 BB: 0 P: 6	R: 0 E: 0 K: 1 S: 5	H: 0 LOB: 0 BB: 0 P: 5	1B: 10 2B: 0 3B: 0 HR: 0	SF: 0 SAC: 0 DP: 0 HBP: 0	WP: 0 PB: 0 SB: 1 CS: 0	PA: 39		
PITCHER Dave Wickersham, R (1, 1) <small>ERA: 4.3</small>	IP: 9.0 WLS: L BF: 39 H: 10 R: 1 ER: 1 SO: 4 BB: 2 IBB: 0 HBP: 0 BLK: 0 WP: 0 HR: 0 S: 45 P: 53 ERA: 1.00 WHIP: 1.333																							

Washington Senators @ Detroit Tigers
 Tiger Stadium, Detroit, MI
 Sat Sep 04 1965, 4:33 AM EDT
 Att. 6,643 - Unknown

livebaseballscorecards.com

AB	37
R	1
H	10
RBI	1
BB	2
SO	4
LOB	20



Batter	1	2	3	4	5	6	7	8	9	AB	R	H	RBI	BB	SO	LOB
Jim Northrup, L (1, 9) OBP: 0.266, SLG: 0.321	0-3 K ①		H 1-0 HBP		X 0-0 F7 ③		X 0-0 L4 ③		X 0-0 BB 1B	4	0	1	0	0	1	2
Jerry Lumpe, L (1, 4) OBP: 0.335, SLG: 0.330 George Smith, R (9, PR) OBP: 0.143, SLG: 0.077	0-3 K ②		X 0-0 L4 ③			B 4-0 SH3-4 BB ①		X 0-0 5-3 ①	X 0-0 BB 1B ①	4	0	1	0	1	1	1
Don Wert, R (1, 5) OBP: 0.347, SLG: 0.362	4-0 BB			X 0-0 1B		X 0-0 SH3-4 ①		X 0-0 F9 1B ①	B 4-0 BB 1B ①	2	0	2	0	2	0	0
Norm Cash, L (1, 3) OBP: 0.354, SLG: 0.456	0-3 K ③			X 0-0 F6 ①		X 0-0 F5 ②		X 0-0 BB 1B ②	X 0-0 F9 ③	5	0	1	0	0	1	6
Willie Horton, R (1, 7) OBP: 0.346, SLG: 0.515		0-3 K ①		0-3 K ②		4-0 IBB		X 0-0 F9 ②		3	0	0	0	1	2	3
Bill Freehan, R (1, 2) OBP: 0.299, SLG: 0.344 Gates Brown, L (8, PH) OBP: 0.291, SLG: 0.441 John Sullivan, L (9, 2) OBP: 0.354, SLG: 0.371		0-3 K ②		0-3 K ③		X 0-0 F8 ③		B 4-0 BB ③		3	0	0	0	0	2	3
Mickey Stanley, R (1, 8) OBP: 0.267, SLG: 0.533 Al Kaline, R (8, PH) OBP: 0.406, SLG: 0.512		0-3 K ③		0-3 K ①		X 0-0 K ①		X 0-0 6-3 ①	X 0-3 K ③	3	0	0	0	0	2	0
Ray Oyler, R (1, 6) OBP: 0.310, SLG: 0.374			0-3 K ①		B 4-0 SH1-4 BB ①		X 0-0 SH3-4 1B ①		X 0-0 F8 ①	3	0	1	0	1	1	0
Dave Wickersham, R (1, 1) OBP: 0.063, SLG: 0.063 Bill Roman, L (9, PH) OBP: 0.095, SLG: 0.050			0-3 K ②		X 0-0 SH1-4 ②		X 0-0 SH3-4 ②		S 0-3 K ②	1	0	0	0	0	1	0

Inning Stats	R: 0	H: 0	E: 0	K: 3	S: 9	R: 0	H: 0	E: 0	K: 3	S: 9	R: 0	H: 0	E: 0	K: 2	S: 7	R: 0	H: 1	E: 0	K: 2	S: 8	R: 0	H: 0	E: 0	K: 1	S: 5	R: 0	H: 0	E: 0	K: 0	S: 3	R: 0	H: 2	E: 0	K: 1	S: 7	R: 0	H: 2	E: 0	K: 1	S: 7	1B: 6	2B: 0	3B: 0	HR: 0	SF: 0	SAC: 3	DP: 0	HBP: 1	WP: 0	PB: 0	SB: 0	CS: 0	PA: 40
--------------	------	------	------	------	------	------	------	------	------	------	------	------	------	------	------	------	------	------	------	------	------	------	------	------	------	------	------	------	------	------	------	------	------	------	------	------	------	------	------	------	-------	-------	-------	-------	-------	--------	-------	--------	-------	-------	-------	-------	--------

PITCHER	IP	WLS	BF	H	R	ER	SO	BB	IBB	HBP	BLK	WP	HR	S	P	ERA	WHIP
Jim Duckworth, R (1, 1) ERA: 3.9	7.0	W	28	2	0	0	11	3	1	1	0	0	0	45	62	0.00	0.714
Ron Kline, R (8, 1) ERA: 2.26	2.0	S	12	4	0	0	2	2	0	0	0	0	0	14	22	0.00	3.000

BOTTOM

Washington Senators @ Detroit Tigers
Tiger Stadium, Detroit, MI
Sat Sep 04 1965, 4:33 AM EDT
Att. 6,643 - Unknown

livebaseballscorecards.com

AB	30
R	0
H	6
RBI	0
BB	6
SO	13
LOB	18



Batter	1	2	3	4	5	6	7	8	9	AB R H RBI BB SO LOB	TOP
Ken Hamlin, R (1, 4) OBP: 0.335, SLG: 0.368	0-0 F8		0-0 SH1-4		0-0 F8		0-0 F4		0-0 1B WP 1B	4 0 1 0 0 0 1	<p>Washington Senators @ Detroit Tigers</p> <p>Tiger Stadium, Detroit, MI</p> <p>Sun Sep 05 1965, 4:33 AM EDT</p> <p>Unknown</p>
Ken McMullen, R (1, 5) OBP: 0.327, SLG: 0.419	0-3 K		0-0 L9		0-3 K		0-0 1B 1B	0-0 G4-6-3 1B	5 1 2 0 0 2 2		
Frank Howard, R (1, 7) OBP: 0.353, SLG: 0.483 Jim King, L (7, PR) OBP: 0.332, SLG: 0.412	0-0 4-3		4-0 BB		0-0 1B		0-0 1B 1B	0-0 G4-6-3 1-2f	3 0 2 0 1 0 0 1 0 0 0 0 0 2		
Woodie Held, R (1, 9) OBP: 0.351, SLG: 0.482		0-0 HR	0-0 L9		0-0 F3		0-0 1B 2-H		4 1 2 2 0 0 4		
Don Lock, R (1, 8) OBP: 0.320, SLG: 0.379		0-0 FC5-2 1B		0-3 K		4-0 BB	0-0 F6		3 0 1 0 1 1 2		
Dick Nen, L (1, 3) OBP: 0.315, SLG: 0.391		0-3 K 1-3		0-3 K		0-3 K		0-3 K	4 0 0 0 0 4 2		
Doug Camilli, R (1, 2) OBP: 0.266, SLG: 0.290		0-0 FC5-2 3-H		0-0 1B		0-0 L9		0-3 K	4 0 1 0 0 1 2		
Ed Brinkman, R (1, 6) OBP: 0.246, SLG: 0.251		0-0 F3		0-0 F7		0-0 F8		0-0 5-3	4 0 0 0 0 0 3		
Pete Richert, L (1, 1) OBP: 0.214, SLG: 0.170 Steve Ridzik, R (9, 1) OBP: 0.200, SLG: 0.333 Mike McCormick, L (9, 1) OBP: 0.205, SLG: 0.079			0-0 SH1-4 1B		0-0 1B		0-3 K	0-0 6-3	4 0 2 0 0 1 0 0 0 0 0 0 0 0 0 0 0 0 0 0 0		
Inning Stats	R: 0 H: 0 E: 0 LOB: 0 K: 1 BB: 0 S: 5 P: 5	R: 1 H: 2 E: 1 LOB: 1 K: 1 BB: 0 S: 7 P: 7	R: 0 H: 1 E: 0 LOB: 2 K: 0 BB: 1 S: 4 P: 8	R: 0 H: 1 E: 0 LOB: 1 K: 2 BB: 0 S: 8 P: 8	R: 0 H: 2 E: 0 LOB: 2 K: 1 BB: 0 S: 7 P: 7	R: 0 H: 0 E: 0 LOB: 1 K: 1 BB: 1 S: 5 P: 9	R: 1 H: 3 E: 0 LOB: 2 K: 1 BB: 0 S: 8 P: 8	R: 0 H: 0 E: 0 LOB: 0 K: 2 BB: 0 S: 7 P: 7	R: 0 H: 2 E: 0 LOB: 1 K: 0 BB: 0 S: 4 P: 4	1B: 10 SF: 0 2B: 0 SAC: 1 3B: 0 DP: 1 HR: 1 HBP: 0	WP: 1 PA: 39 PB: 0 SB: 0 CS: 0
PITCHER	IP WLS BF H R ER SO BB IBB HBP BLK WP HR S P ERA WHIP										
Mickey Lolich, L (1, 1) ERA: 4.03	7.0 L 32 9 2 2 7 2 0 0 0 0 0 1 44 52 2.57 1.571										
Orlando Pena, R (8, 1) ERA: 4.25	2.0 7 2 0 0 2 0 0 0 0 0 1 0 11 11 0.00 1.000										

livebaseballscorecards.com

AB	36
R	2
H	11
RBI	2
BB	2
SO	9
LOB	18



Batter	1	2	3	4	5	6	7	8	9	AB R H RBI BB SO LOB
Mickey Stanley, R (1, 8) OBP: 0.316, SLG: 0.684	0-0 F3		0-0 BB 1B		0-0 F8			0-0 HR		4 1 2 1 0 0 0
Jerry Lumpe, L (1, 4) OBP: 0.336, SLG: 0.329 George Smith, R (3, PR) OBP: 0.167, SLG: 0.074	0-0 F7		4-0 BB 1-2			4-0 SH3-4 BB		0-0 L8		1 0 0 0 1 0 0 1 0 0 0 1 0 0
Don Wert, R (1, 5) OBP: 0.345, SLG: 0.360	0-3 K		0-3 K			0-0 SH3-4 1-2		0-0 F5		3 0 0 0 0 2 2
Al Kaline, R (1, 9) OBP: 0.404, SLG: 0.511		0-0 2B	0-3 K			0-0 F3		0-0 L8		4 0 1 0 0 1 3
Willie Horton, R (1, 7) OBP: 0.343, SLG: 0.510		0-0 6-3		0-0 F8		0-0 F9		0-0 F9		4 0 0 0 0 0 2
Norm Cash, L (1, 3) OBP: 0.353, SLG: 0.452		0-0 F9		0-0 F8		0-0 1-3		4-0 FC5-4 BB		3 0 0 0 1 0 1
Bill Freehan, R (1, 2) OBP: 0.302, SLG: 0.344		4-0 BB		0-3 K		0-0 1B		0-0 FC5-4 1-2f		3 0 1 0 1 1 1
Ray Oyler, R (1, 6) OBP: 0.303, SLG: 0.364 Gates Brown, L (9, PH) OBP: 0.290, SLG: 0.439		0-3 K			0-0 5-3		0-3 K	0-0 F2		3 0 0 0 0 2 3 1 0 0 0 0 0 1
Mickey Lolich, S (1, 1) OBP: 0.097, SLG: 0.071 George Thomas, R (7, PH) OBP: 0.272, SLG: 0.318 Orlando Pena, R (8, 1) OBP: 0.278, SLG: 0.188			0-3 K		0-0 1-3		0-3 K			2 0 0 0 0 1 0 1 0 0 0 0 1 1 0 0 0 0 0 0 0

Inning Stats	R: 0	H: 0	E: 0	K: 1	S: 5	R: 0	H: 1	E: 0	K: 1	S: 6	R: 0	H: 1	E: 0	K: 3	S: 10	R: 0	H: 0	E: 0	K: 1	S: 5	R: 0	H: 0	E: 0	K: 0	S: 3	R: 0	H: 0	E: 0	K: 2	S: 8	R: 1	H: 1	E: 0	K: 0	S: 4	R: 0	H: 0	E: 0	K: 0	S: 3	1B: 2	2B: 1	3B: 0	HR: 1	SF: 0	SAC: 1	DP: 0	HBP: 0	WP: 0	PB: 0	SB: 0	CS: 0	PA: 35
PITCHER	IP	WLS	BF	H	R	ER	SO	BB	IBB	HBP	BLK	WP	HR	S	P	ERA	WHIP																																				
Pete Richert, L (1, 1) ERA: 2.68	8.1	W	33	4	1	1	8	4	0	0	0	0	1	45	61	1.08	0.960																																				
Steve Ridzik, R (9, 1) ERA: 4.2	0.1		1	0	0	0	0	0	0	0	0	0	0	1	1	0.00	0.000																																				
Mike McCormick, L (9, 1) ERA: 3.39	0.1	S	1	0	0	0	0	0	0	0	0	0	0	1	1	0.00	0.000																																				

Washington Senators @ Detroit Tigers
Tiger Stadium, Detroit, MI
 Sun Sep 05 1965, 4:33 AM EDT
 Unknown

AB	30
R	1
H	4
RBI	1
BB	4
SO	8
LOB	14



WP: 0	PA: 35
ERA	WHIP

Batter	1	2	3	4	5	6	7	8	9	AB R H RBI BB SO LOB	TOP																						
Don Blasingame, L (1, 4) OBP: 0.277, SLG: 0.287	0-0 F8		0-0 4-3 WP 1B 1B		4-0 2B BB		0-0 F8		0-0 4-3	4 2 1 0 1 0 0																							
Ken Hamlin, R (1, 6) OBP: 0.336, SLG: 0.366	0-0 5-3		0-0 F4		0-0 2B 1B		4-0 BB		0-0 F8	4 0 1 0 1 0 1																							
Willie Kirkland, L (1, 9) OBP: 0.280, SLG: 0.423	0-0 G3		0-0 4-3		0-0 F5		0-0 F8			4 0 0 0 0 0 4																							
Frank Howard, R (1, 7) OBP: 0.354, SLG: 0.485		0-0 F5	0-0		0-0			0-0 6-3		4 0 2 2 0 0 0																							
Dick Nen, L (1, 3) OBP: 0.319, SLG: 0.386		4-0 BB 1B BB	0-0 G3		0-0 F4			4-0 FC5-4 BB		2 0 0 0 2 0 3																							
Ken McMullen, R (1, 5) OBP: 0.326, SLG: 0.417		0-0 1-2 BB 1B		0-0 1-3		0-0 F8		0-0 FC5-4 1B 1-2f		4 0 1 0 0 0 1																							
Mike Brumley, L (1, 2) OBP: 0.279, SLG: 0.273		0-3 K		0-0 L6		0-3 K		0-0 1-2 1B		4 0 1 0 0 2 2																							
Don Lock, R (1, 8) OBP: 0.319, SLG: 0.376		4-0 1-2 2-3 BB		0-3 K		0-3 K		0-0 F7		3 0 0 0 1 2 2																							
Phil Ortega, R (1, 1) OBP: 0.328, SLG: 0.250		0-0 F6		0-3 K			0-0 L3		0-0 F6	0 0 0 0 0 0 0																							
Bob Chance, L (2, PH) OBP: 0.293, SLG: 0.343										1 0 0 0 0 0 3																							
Howie Koplitz, R (2, 1) OBP: 0.129, SLG: 0.100										1 0 0 0 0 1 0																							
Joe Cunningham, L (7, PH) OBP: 0.170, SLG: 0.330										1 0 0 0 0 0 0																							
Marshall Bridges, S (7, 1) OBP: 0.143, SLG: 0.429										0 0 0 0 0 0 0																							
Bennie Daniels, L (7, 1) OBP: 0.235, SLG: 0.133										0 0 0 0 0 0 0																							
Jim King, L (9, PH) OBP: 0.331, SLG: 0.410										1 0 0 0 0 0 0																							
Inning Stats	R: 0 E: 0 K: 0 S: 3	H: 0 LOB: 0 BB: 0 P: 3	R: 0 E: 0 K: 1 S: 6	H: 1 LOB: 3 BB: 2 P: 14	R: 1 E: 0 K: 0 S: 5	H: 2 LOB: 1 BB: 0 P: 5	R: 0 E: 0 K: 1 S: 5	H: 0 LOB: 0 BB: 0 P: 5	R: 1 E: 0 K: 1 S: 7	H: 2 LOB: 2 BB: 1 P: 11	R: 0 E: 0 K: 2 S: 7	H: 0 LOB: 0 BB: 0 P: 7	R: 0 E: 0 K: 0 S: 3	H: 0 LOB: 1 BB: 1 P: 7	R: 0 E: 0 K: 0 S: 4	H: 1 LOB: 2 BB: 1 P: 8	R: 0 E: 0 K: 0 S: 3	H: 0 LOB: 0 BB: 0 P: 3	1B: 5 2B: 1 3B: 0 HR: 0	SF: 0 SAC: 0 DP: 0 HBP: 0	WP: 1 PB: 0 SB: 0 CS: 0	PA: 38											
PITCHER Phil Regan, R (1, 1) ERA: 4.44	IP 9.0	WLS W	BF 38	H 6	R 2	ER 2	SO 5	BB 5	IBB 0	HBP 0	BLK 0	WP 1	HR 0	S 43	P 63	ERA 2.00	WHIP 1.222																
											PITCHER	IP	WLS	BF	H	R	ER	SO	BB	IBB	HBP	BLK	WP	HR	S	P	ERA	WHIP					


Washington Senators @ Detroit Tigers
Tiger Stadium, Detroit, MI
Sun Sep 05 1965, 4:38 AM EDT
Att. 14,209 - Unknown

AB	33
R	2
H	6
RBI	2
BB	5
SO	5
LOB	16




Batter	1	2	3	4	5	6	7	8	9
Mickey Stanley, R OBP: 0.375, SLG: 0.708 (1, 8)	0-0 5-3 1B	0-0 5-3 1B			0-0 HR 2B		0-0 SH2-4 1B	0-0 FC3-4 1B	
Jerry Lumpe, L OBP: 0.336, SLG: 0.328 George Smith, R OBP: 0.161, SLG: 0.071 (1, 4) (8, 4)	4-0 BB 1B 2B BB	0-0 F8			0-0 F2		0-0 SH2-4 1-2	0-0 FC3-4 1-2f	
Don Wert, R OBP: 0.348, SLG: 0.369 (1, 5)	0-0 BB 1-2 2B 1B		0-0 5-3 1B		0-0 HR 2-H 3-H		0-0 HR 2-3 1B		
Al Kaline, R OBP: 0.405, SLG: 0.510 (1, 9)	4-0 2B 1-2 1B 2-3 BB		0-3 K		0-0 L6-3		0-0 HR 1-2 1B		
Willie Horton, R OBP: 0.345, SLG: 0.511 George Thomas, R OBP: 0.272, SLG: 0.318 (1, 7) (8, 7)	0-0 1B 1-3 2-H 3-H 2B		0-0 F7		4-0 BB		0-0 F7 3-H		
Norm Cash, L OBP: 0.355, SLG: 0.461 (1, 3)	0-3 K			0-0 G4-3 1B	0-0 F3		0-0 HR 1-H 2-H		
John Sullivan, L OBP: 0.349, SLG: 0.365 (1, 2)	0-0 1B 2-H 3-H			0-0 F7		0-0 F9	0-0 4-3		
Ray Oyler, R OBP: 0.294, SLG: 0.352 (1, 6)	0-0 G3			0-0 G4-3 1-2f		0-0 F8		0-0 6-3	
Phil Regan, R OBP: 0.154, SLG: 0.083 (1, 1)		0-3 K			4-0 2B HR BB	0-0 F3		0-0 F8	

AB	R	H	RBI	BB	SO	LOB
5	2	3	0	0	0	0
2	1	0	0	1	0	2
1	0	0	0	0	0	1
4	3	3	3	0	0	0
3	2	1	1	1	1	0
3	1	1	2	1	0	2
0	0	0	0	0	0	0
4	1	2	3	0	1	3
4	0	1	2	0	0	1
4	0	0	0	0	0	2
3	1	0	0	1	1	0

BOTTOM	
Washington Senators @ Detroit Tigers	
Tiger Stadium, Detroit, MI	
Sun Sep 05 1965, 4:38 AM EDT	
Att. 14,209 - Unknown	
AB	33
R	11
H	11
RBI	11
BB	4
SO	3
LOB	11
	
WP: 0	PA: 38
PB: 0	
SB: 0	
CS: 0	

Inning Stats		R	H	E	K	S	Pitcher	
1	R: 4 E: 0 K: 1 S: 8	H: 3 LOB: 1 BB: 2 P: 16						
2	R: 0 E: 0 K: 1 S: 5	H: 0 LOB: 0 BB: 0 P: 5						
3	R: 0 E: 0 K: 1 S: 5	H: 0 LOB: 0 BB: 0 P: 5						
4	R: 0 E: 0 K: 0 S: 3	H: 1 LOB: 0 BB: 0 P: 3						
5	R: 3 E: 0 K: 0 S: 5	H: 2 LOB: 1 BB: 2 P: 13						
6	R: 0 E: 0 K: 0 S: 3	H: 0 LOB: 0 BB: 0 P: 3						
7	R: 4 E: 0 K: 0 S: 7	H: 4 LOB: 0 BB: 0 P: 7						
8	R: 0 E: 0 K: 0 S: 4	H: 1 LOB: 1 BB: 0 P: 4						
9								

PITCHER		IP	WLS	BF	H	R	ER	SO	BB	IBB	HBP	BLK	WP	HR	S	P	ERA	WHIP
Phil Ortega, R ERA: 4.84 (1, 1)		1.0	L	8	3	4	4	1	2	0	0	0	0	0	8	16	36.00	5.000
Howie Kopplitz, R ERA: 4.3 (2, 1)		5.0		19	3	3	3	2	2	0	0	0	0	1	21	29	5.40	1.000
Marshall Bridges, L ERA: 2.82 (7, 1)		0.1		4	3	3	3	0	0	0	0	0	0	0	4	4	81.00	9.000
Bennie Daniels, R ERA: 4.8 (7, 1)		1.2		7	2	1	1	0	0	0	0	0	0	1	7	7	5.40	1.200

Batter	1	2	3	4	5	6	7	8	9	AB R H RBI BB SO LOB	TOP														
Don Blasingame, L (1, 4) OBP: 0.276, SLG: 0.292	0-0 F9		0-0 1-H 3B		0-0 F9		0-0 F8		0-0 F8	5 0 1 1 0 0 4	<p>Washington Senators @ Cleveland Indians Cleveland Municipal Stadium, Cleveland, OH</p> <p>Mon Sep 06 1965, 3:33 AM EDT Unknown</p> <p>livebaseballscorecards.com</p> <table border="1"> <tr><td>AB</td><td>38</td></tr> <tr><td>R</td><td>3</td></tr> <tr><td>H</td><td>12</td></tr> <tr><td>RBI</td><td>3</td></tr> <tr><td>BB</td><td>2</td></tr> <tr><td>SO</td><td>5</td></tr> <tr><td>LOB</td><td>27</td></tr> </table> 	AB	38	R	3	H	12	RBI	3	BB	2	SO	5	LOB	27
AB	38																								
R	3																								
H	12																								
RBI	3																								
BB	2																								
SO	5																								
LOB	27																								
Woodie Held, R (1, 8) OBP: 0.351, SLG: 0.479	0-3 K		0-0 3-1			1-0 FC6-4 HBP	0-0 F5		0-0 FC4-6 1B	4 0 1 0 0 1 3															
Willie Kirkland, L (1, 9) OBP: 0.276, SLG: 0.417	0-0 5-3			0-0 4-3		0-0 FC6-4 1B	0-3 K		0-0 FC4-6 1B	4 1 0 0 0 1 3															
Steve Ridzik, R (7, 1) OBP: 0.200, SLG: 0.333						1-2f 1B			1-2 FC4-6 1B	0 0 0 0 0 0 0															
Bob Chance, L (9, PH) OBP: 0.296, SLG: 0.346									1-2 FC4-6 1B	1 0 1 0 0 0 0															
Chuck Cottier, R (9, PR)										0 0 0 0 0 0 0															
Frank Howard, R (1, 7) OBP: 0.355, SLG: 0.491		0-0 F5		0-0 5-3		0-0 FC4-6 1B		0-0 HR	0-0 FC4-6	5 1 2 1 0 0 2															
Don Lock, R (9, PR) OBP: 0.319, SLG: 0.376						1-2 1B			1-2f 2-3	0 0 0 0 0 0 0															
Dick Nen, L (1, 3) OBP: 0.321, SLG: 0.386		0-0 F6		0-3 K		0-0 FC4-6 1B		0-0 F9 1B	0-0 4-3	5 0 2 1 0 1 2															
Mike Brumley, L (1, 2) OBP: 0.278, SLG: 0.273		0-0 F8			0-0 4-3	0-0 FC4-6 1B		0-0 1-2 1B		4 0 1 0 0 0 2															
Ken McMullen, R (1, 5) OBP: 0.328, SLG: 0.418			0-0 G1-6-3 1B		0-0 BB 1B	0-0 1-3		0-3 K		4 0 2 0 0 1 4															
Ed Brinkman, R (1, 6) OBP: 0.249, SLG: 0.252			0-0 G1-6-3		4-0 BB 1B		0-0 BB 1B	0-0 F9		2 0 1 0 1 0 1															
Ken Hamlin, R (8, PH) OBP: 0.335, SLG: 0.365			1-2f		1-2 BB		0-0 BB 1B	2-3		1 0 0 0 0 0 2															
Pete Craig, L (1, 1) OBP: 1.000, SLG: 1.000			0-0 3B 1B		0-3 K		4-0 BB 1B	0-0 F6		1 1 1 0 0 0 0															
Joe Cunningham, L (5, PH) OBP: 0.368, SLG: 0.328										1 0 0 0 0 1 2															
Buster Narum, R (5, 1) OBP: 0.065, SLG: 0.091										0 0 0 0 0 0 0															
Jim King, L (7, PH) OBP: 0.332, SLG: 0.409										1 0 0 0 1 0 2															
Inning Stats	R: 0 E: 0 K: 1 S: 5	H: 0 LOB: 0 BB: 0 P: 5	R: 0 E: 0 K: 0 S: 3	H: 0 LOB: 0 BB: 0 P: 3	R: 1 E: 0 K: 0 S: 5	H: 3 LOB: 1 BB: 0 P: 5	R: 0 E: 0 K: 1 S: 6	H: 1 LOB: 2 BB: 1 P: 10	R: 1 E: 0 K: 0 S: 5	H: 2 LOB: 2 BB: 0 P: 6	R: 0 E: 0 K: 1 S: 6	H: 1 LOB: 2 BB: 1 P: 10	R: 1 E: 0 K: 1 S: 8	H: 3 LOB: 2 BB: 0 P: 8	R: 0 E: 0 K: 0 S: 5	H: 2 LOB: 2 BB: 0 P: 5	1B: 10 2B: 0 3B: 1 HR: 1	SF: 0 SAC: 0 DP: 1 HBP: 1	WP: 0 PB: 0 SB: 0 CS: 0	PA: 41					
PITCHER	IP WLS BF H R ER SO BB IBB HBP BLK WP HR S P ERA WHIP																								
Sonny Siebert, R (1, 1) ERA: 2.11	6.0 W 27 7 2 2 3 2 0 1 0 0 0 30 39 3.00 1.500																								
Gary Bell, R (7, 1) ERA: 3.4	1.0 6 3 1 1 1 0 0 0 0 0 1 8 8 9.00 3.000																								
Don McMahon, R (8, 1) ERA: 3.45	2.0 S 8 2 0 0 1 0 0 0 0 0 0 10 10 0.00 1.000																								

Batter	1	2	3	4	5	6	7	8	9
Dick Howser, R OBP: 0.363, SLG: 0.287 (1, 6)	0-0 6-3		4-0 1B BB	4-0 BB		0-3 K			
Vic Davalillo, L OBP: 0.337, SLG: 0.366 (1, 8)	4-0 4-3 1B BB		0-0 1-3 1B	0-0 4-3			0-0 4-3		
Leon Wagner, L OBP: 0.363, SLG: 0.494 Chico Salmon, R OBP: 0.284, SLG: 0.396 (1, 7) (8, 3)	0-0 4-3 1-3		4-0 1B 1B IBB		0-0 F5		0-0 6-3		
Rocky Colavito, R OBP: 0.384, SLG: 0.492 (1, 9)	0-0 1B		0-0 1B SF9		0-3 K		0-3 K		
Chuck Hinton, R OBP: 0.341, SLG: 0.454 (1, 3) (8, 7)	0-0 F4		0-0 1-3 3-H 1B		4-0 S BB		0-0 F6		
Max Alvis, R OBP: 0.323, SLG: 0.417 (1, 5)		0-0 1-5-3	0-0 SF9		0-0 6-3		0-0 F7		
Pedro Gonzalez, R OBP: 0.301, SLG: 0.358 (1, 4)		0-0 F3	0-0 3-1		0-0 1-3		4-0 BB		
Joe Azcue, R OBP: 0.291, SLG: 0.271 (1, 2)		0-0 F5		0-0 B3-6-4 1B		0-0 4-3		0-3 K	
Sonny Siebert, R OBP: 0.113, SLG: 0.192 Gary Bell, R OBP: 0.063, SLG: 0.250 Don McMahon, R OBP: 0.286, SLG: 0.286 (1, 1) (7, 1) (8, 1)			0-0 1-3	0-0 B3-6-4 1-2f		0-0 1B			

Inning Stats	R: 1 E: 0 K: 0 S: 4	H: 1 LOB: 1 BB: 1 P: 8	R: 0 E: 0 K: 0 S: 3	H: 0 LOB: 0 BB: 0 P: 3	R: 4 E: 0 K: 0 S: 6	H: 3 LOB: 1 BB: 2 P: 14	R: 0 E: 0 K: 0 S: 3	H: 1 LOB: 1 BB: 1 P: 7	R: 0 E: 0 K: 1 S: 5	H: 0 LOB: 1 BB: 1 P: 9	R: 0 E: 0 K: 1 S: 6	H: 1 LOB: 1 BB: 0 P: 6	R: 0 E: 0 K: 1 S: 5	H: 0 LOB: 0 BB: 0 P: 5	R: 0 E: 0 K: 1 S: 5	H: 0 LOB: 1 BB: 1 P: 9
--------------	------------------------------	---------------------------------	------------------------------	---------------------------------	------------------------------	----------------------------------	------------------------------	---------------------------------	------------------------------	---------------------------------	------------------------------	---------------------------------	------------------------------	---------------------------------	------------------------------	---------------------------------

PITCHER	IP	WLS	BF	H	R	ER	SO	BB	IBB	HBP	BLK	WP	HR	S	P	ERA	WHIP
Pete Craig, R ERA: 11.25 (1, 1)	4.0	L	20	5	5	5	0	3	1	0	0	0	0	16	32	11.25	2.000
Buster Narum, R ERA: 4.39 (5, 1)	2.0		8	1	0	0	2	1	0	0	0	0	0	11	15	0.00	1.000
Steve Ridzik, R ERA: 4.12 (7, 1)	2.0		7	0	0	0	2	1	0	0	0	0	0	10	14	0.00	0.500

BOTTOM


Washington Senators @ Cleveland Indians
Cleveland Municipal Stadium, Cleveland, OH

Mon Sep 06 1965, 3:33 AM EDT
Unknown

AB	2100211
R	3210101
H	3100101
RBI	0000000
BB	4123020
SO	3011101
LOB	3001001

livebaseballscorecards.com

AB	28
R	5
H	6
RBI	5
BB	6
SO	4
LOB	8



1B: 6	SF: 1	WP: 0	PA: 35
2B: 0	SAC: 0	PB: 0	
3B: 0	DP: 1	SB: 2	
HR: 0	HBP: 0	CS: 0	

Batter	1	2	3	4	5	6	7	8	9	AB R H RBI BB SO LOB	TOP											
Don Blasingame, L (1, 4) OBP: 0.275, SLG: 0.293	0-0 F8		0-0 4-3			0-0 F9		0-0 1B 2B	0-0 F9	5 1 1 0 0 0 2												
Ken McMullen, R (1, 5) OBP: 0.327, SLG: 0.416	0-0 F7			0-0 1-3		0-0 F5		0-0 1B BB		4 1 1 2 0 0 2												
Willie Kirkland, L (1, 9) OBP: 0.276, SLG: 0.412	4-0 BB			0-0 F9		0-0 3-1		0-0 F7		3 0 0 0 1 0 3												
Frank Howard, R (1, 7) Pete Richert, L (8, PR) Ron Kline, R (8, 1)	0-0 F6			0-0 F8			4-0 BB BB	4-0 1B BB		2 0 0 0 2 0 1 0 0 0 0 0 0 0 0 0 0 0 0 0 0												
Dick Nen, L (1, 3) OBP: 0.325, SLG: 0.385		0-0 1-3			0-0 F6		4-0 BB BB	0-0 1B		3 0 1 1 1 0 0												
Don Lock, R (1, 8) Jim King, L (8, PH) OBP: 0.331, SLG: 0.407		0-3 K			0-0 6-3		0-3 K	0-0 F9		3 0 0 0 0 2 2 1 0 0 0 0 0 2												
Doug Camilli, R (1, 2) Mike Brumley, L (7, PH) OBP: 0.276, SLG: 0.270		0-0 6-3			0-0 F8		0-3 K	0-0 F9		2 0 0 0 0 0 0 2 0 0 0 0 1 4												
Ed Brinkman, R (1, 6) Ken Hamlin, R (9, PH) OBP: 0.334, SLG: 0.364			0-0 6-3			0-0 F9 BB 1B	0-0 F6		0-0 F6	3 0 1 0 0 0 2 1 0 0 0 0 0 0												
Frank Kreutzer, R (1, 1) Joe Cunningham, L (8, PH) Phil Ortega, R (6, 1) Bob Chance, L (8, PH) Chuck Cottier, R (8, PR) Woodie Held, R (8, 8)		0-3 K				4-0 BB 1B		0-0 2B 1B	0-3 K	1 0 0 0 0 1 0 0 0 0 0 1 0 0 0 0 0 0 0 0 0 1 0 1 0 0 0 0 0 1 0 0 0 0 0 1 0 0 0 0 1 0												
Inning Stats	R: 0 E: 0 K: 0 S: 3	H: 0 LOB: 1 BB: 1 P: 7	R: 0 E: 0 K: 1 S: 5	H: 0 LOB: 0 BB: 0 P: 5	R: 0 E: 0 K: 1 S: 5	H: 0 LOB: 0 BB: 0 P: 5	R: 0 E: 0 K: 0 S: 3	H: 0 LOB: 0 BB: 0 P: 3	R: 0 E: 0 K: 0 S: 3	H: 0 LOB: 0 BB: 0 P: 3	R: 0 E: 0 K: 2 S: 7	H: 1 LOB: 2 BB: 1 P: 8	R: 0 E: 0 K: 2 S: 7	H: 0 LOB: 2 BB: 2 P: 15	R: 3 E: 0 K: 0 S: 7	H: 4 LOB: 2 BB: 1 P: 11	R: 0 E: 0 K: 1 S: 5	H: 0 LOB: 0 BB: 0 P: 5	1B: 4 2B: 1 3B: 0 HR: 0	SF: 0 SAC: 0 DP: 0 HBP: 0	WP: 0 PB: 0 SB: 0 CS: 0	PA: 37
PITCHER	IP WLS BF H R ER SO BB IBB HBP BLK WP HR S P ERA WHIP																					
Luis Tiant, R (1, 1) ERA: 3.39	7.0 W 29 4 3 3 4 4 0 0 0 0 0 0 33 49 3.86 1.143																					
Gary Bell, R (8, 1) ERA: 3.39	0.1 3 1 0 0 0 1 0 0 0 0 0 0 2 6 0.00 6.000																					
Steve Hargan, R (8, 1) ERA: 4.66	1.2 S 5 0 0 0 1 0 0 0 0 0 0 0 7 7 0.00 0.000																					

Washington Senators @ Cleveland Indians
Cleveland Municipal Stadium, Cleveland, OH
Mon Sep 06 1965, 3:38 AM EDT
Att: 11,734 - Unknown

livebaseballscorecards.com

AB	32
R	3
H	5
RBI	3
BB	5
SO	5
LOB	18



Batter	1	2	3	4	5	6	7	8	9
Larry Brown, R OBP: 0.342, SLG: 0.400 (1, 6)	0-0 5-3	0-0 2B			0-0 F9	0-0 FC6-5 BLK		0-0 L1-3	
Max Alvis, R OBP: 0.321, SLG: 0.414 (1, 5)	0-0 4-3	0-0 F8			0-0 F8	0-0 3-1			
Chuck Hinton, R OBP: 0.342, SLG: 0.453 (1, 8) (8, 7)	4-0 BB		0-0 F3		0-0 1B 1B		0-0 4-3		
Rocky Colavito, R OBP: 0.384, SLG: 0.491 (1, 9)	0-0 F8		4-0 BB		0-0 1B 1B		0-0 F2		
Leon Wagner, L OBP: 0.366, SLG: 0.499 (1, 7) Vic Davalillo, L OBP: 0.337, SLG: 0.366 (7, PR) (8, 8)		0-0 SH1-3 E 2B	0-0 F8		0-0 1B 1B		0-0 S 1B		
Chico Salmon, R OBP: 0.276, SLG: 0.384 (1, 3)		0-0 SH1-3	0-0 F5		0-0 F4		0-0 F7		
Pedro Gonzalez, R OBP: 0.301, SLG: 0.360 (1, 4)		0-0 E2 FC1-5 BB		0-0 5-3		0-0 2B 2B		0-0 E5	
Phil Roof, R OBP: 0.263, SLG: 0.196 (1, 2)		4-0 FC1-5 2B BB		0-3 K		0-0 FC6-5 2B		0-0 1B	
Luis Tiant, R OBP: 0.136, SLG: 0.143 (1, 1) Gary Bell, R OBP: 0.063, SLG: 0.250 (8, 1) Steve Hargan, R (8, 1)		0-0 FC1-5 2B		0-3 K		0-3 K		0-0 F8	

Inning Stats	R: 0	H: 0	E: 0	K: 0	S: 3	R: 2	H: 2	E: 1	K: 0	S: 6	R: 0	H: 0	E: 0	K: 0	S: 3	R: 0	H: 0	E: 0	K: 2	S: 7	R: 1	H: 3	E: 0	K: 0	S: 6	R: 0	H: 1	E: 0	K: 0	S: 4	R: 0	H: 1	E: 1	K: 0	S: 4
	0	0	0	0	3	2	2	1	0	6	0	0	0	0	3	0	0	0	2	7	3	3	0	0	6	0	0	1	0	4	0	1	1	0	4

PITCHER															PITCHER																					
IP	WLS	BF	H	R	ER	SO	BB	IBB	HBP	BLK	WP	HR	S	P	ERA	WHIP	IP	WLS	BF	H	R	ER	SO	BB	IBB	HBP	BLK	WP	HR	S	P	ERA	WHIP			
Frank Kreutzer, L (1, 1)	5.0	L	24	5	3	1	2	3	0	0	0	0	25	37	1.80	1.600																				
Phil Ortega, R (6, 1)	2.0		9	3	1	1	1	0	0	0	1	0	0	11	4.50	1.500																				
Ron Kline, R (8, 1)	1.0		4	1	0	0	0	0	0	0	0	0	0	4	0.00	1.000																				

BOTTOM


Washington Senators @ Cleveland Indians
Cleveland Municipal Stadium, Cleveland, OH

Mon Sep 06 1965, 3:38 AM EDT
Att. 11,734 - Unknown

AB	R	H	RBI	BB	SO	LOB
5	0	1	1	0	0	2
4	0	0	0	0	0	3
3	1	1	0	1	0	0
3	0	1	0	1	0	1
4	1	3	1	0	0	1
0	0	0	0	0	0	0
3	0	0	0	0	0	4
4	1	1	0	0	0	0
3	1	2	1	1	1	0
3	0	0	0	0	2	3
0	0	0	0	0	0	0
1	0	0	0	0	0	1

livebaseballscorecards.com

AB	33
R	4
H	9
RBI	3
BB	3
SO	3
LOB	15



1B:	5	SF:	0	WP:	0	PA:	37
2B:	4	SAC:	1	PB:	0		
3B:	0	DP:	0	SB:	1		
HR:	0	HBP:	0	CS:	0		

Batter	1	2	3	4	5	6	7	8	9	AB	R	H	RBI	BB	SO	LOB	TOP	
Don Blasingame, L (1, 4) OBP: 0.279, SLG: 0.295	0-0 G1	0-0 F8		4-0 FC6-4 BB		0-0 G4-6-3 1B		0-0 1B		4	0	2	0	1	0	3		
Ken Hamlin, R (1, 6) OBP: 0.332, SLG: 0.362	0-0 1B		0-0 F9	0-0 FC6-4 1-2f		0-0 G4-6-3		0-0 L7		5	0	1	0	0	0	6		
Willie Kirkland, L (1, 9) OBP: 0.279, SLG: 0.424 Woodie Held, R (8, PH) Ron Kline, R (8, 1) OBP: 0.349, SLG: 0.475	0-0 F7		0-3 K		0-0 HR	0-0 1B		0-3 K		4	1	2	2	0	1	1		
Frank Howard, R (1, 7) OBP: 0.354, SLG: 0.486	0-0 F9		0-0 2B 1B		0-3 K	0-0 5-3			0-3 K	5	1	1	0	0	2	2		
Dick Nen, L (1, 3) OBP: 0.322, SLG: 0.386		0-0 E3 1B	0-0 2B		0-0 F8		0-3 K		0-0 G3	5	0	1	1	0	1	0		
Ken McMullen, R (1, 5) OBP: 0.330, SLG: 0.425		0-0 BB 1B	0-0 6-3		0-0 1B		0-3 K		0-0 HR	5	1	3	1	0	1	1		
Mike Brumley, L (1, 2) OBP: 0.275, SLG: 0.266 Don Zimmer, R (9, PH) (9, 2) OBP: 0.289, SLG: 0.257		4-0 1-2 BB		0-0 4-3	0-0 F8		0-0 F7		0-0 5-3	3	0	0	0	1	0	1		
Don Lock, R (1, 8) OBP: 0.319, SLG: 0.385		0-3 K		0-0 2B		0-0 HR		0-0 6-3		4	1	2	1	0	1	3		
Jim Duckworth, R (1, 1) Joe Cunningham, L (6, PH) OBP: 0.373, SLG: 0.328 Mike McCormick, L (6, 1) OBP: 0.205, SLG: 0.079 Jim King, L (8, PH) (8, 9) OBP: 0.333, SLG: 0.407		0-3 K		0-0 F4		4-0 G4-6-3 1B BB		4-0 1B BB		2	0	0	0	0	1	4		
Inning Stats	R: 0 E: 0 K: 0 S: 4 H: 1 LOB: 1 P: 4	R: 0 E: 1 K: 2 S: 9 H: 1 LOB: 3 P: 13	R: 1 E: 0 K: 1 S: 7 H: 2 LOB: 1 P: 7	R: 0 E: 0 K: 0 S: 4 H: 1 LOB: 2 P: 8	R: 1 E: 0 K: 1 S: 7 H: 2 LOB: 1 P: 7	R: 2 E: 0 K: 0 S: 5 H: 3 LOB: 1 P: 9	R: 0 E: 0 K: 2 S: 7 H: 0 LOB: 0 P: 7	R: 0 E: 0 K: 1 S: 6 H: 1 LOB: 2 P: 10	R: 1 E: 0 K: 1 S: 6 H: 1 LOB: 0 P: 6	1B: 7 2B: 2 3B: 0 HR: 3 SF: 0 SAC: 0 DP: 1 HBP: 0	WP: 0 PB: 0 SB: 0 CS: 0	PA: 43						
PITCHER	IP WLS BF H R ER SO BB IBB HBP BLK WP HR S P ERA WHIP	IP WLS BF H R ER SO BB IBB HBP BLK WP HR S P ERA WHIP	IP WLS BF H R ER SO BB IBB HBP BLK WP HR S P ERA WHIP	IP WLS BF H R ER SO BB IBB HBP BLK WP HR S P ERA WHIP	IP WLS BF H R ER SO BB IBB HBP BLK WP HR S P ERA WHIP	IP WLS BF H R ER SO BB IBB HBP BLK WP HR S P ERA WHIP	IP WLS BF H R ER SO BB IBB HBP BLK WP HR S P ERA WHIP	IP WLS BF H R ER SO BB IBB HBP BLK WP HR S P ERA WHIP	IP WLS BF H R ER SO BB IBB HBP BLK WP HR S P ERA WHIP									
Jim Bouton, R (1, 1) ERA: 5.09	5.0																	
Pete Mikkelsen, R (6, 1) ERA: 3.3	2.2																	
Steve Hamilton, L (8, 1) ERA: 1.44	1.1	W																

Washington Senators @ New York Yankees
 Yankee Stadium, Bronx, NY
 Wed Sep 08 1965, 7:05 PM EDT
 Att. 7,156 - Overcast - 78 F

livebaseballscores.com

AB	39
R	5
H	12
RBI	5
BB	4
SO	8
LOB	23



Batter	1	2	3	4	5	6	7	8	9	AB	R	H	RBI	BB	SO	LOB
Bobby Richardson, R (1, 4) OBP: 0.296, SLG: 0.337	0-0 5-3		0-0 F7		0-0 IHR 1B		0-0 4-3		0-0 SH3-4	4	1	1	0	0	0	0
Bobby Murcer, L (1, 6) SS	0-3 K		0-0 4-3		0-0 F3		4-0 BB		0-0 F7	4	0	0	0	1	1	2
Tom Tresh, S (1, 7) OBP: 0.346, SLG: 0.479	0-0 S 1B		0-0 1B		0-3 K		0-0 L7		4-0 1B IBB	4	0	2	0	1	1	2
Elston Howard, R (1, 2) OBP: 0.275, SLG: 0.357	0-0 F9 1-2		0-0 F4		4-0 IHR BB		0-0 F7		0-0 1B 1-2 2-H	4	1	1	1	1	0	3
Joe Pepitone, L (1, 3) OBP: 0.306, SLG: 0.403		0-3 K		0-0 F5		0-0 IHR 1-H 2-H		0-0 SH3 2B		1	0	0	0	0	1	0
Ray Barker, L (3, 3) OBP: 0.311, SLG: 0.372										3	1	2	3	0	0	0
Clete Boyer, R (1, 5) OBP: 0.313, SLG: 0.430		0-0 WP HR 2B		0-0 5-3		0-0 6-3		0-0 SH3		3	1	1	0	0	0	0
Roger Repoz, L (1, 8) OBP: 0.295, SLG: 0.472		0-0 F6		4-0 PB BB		0-0 4-3		0-0 F9		3	0	0	0	1	0	2
Archie Moore, L (1, 9) OBP: 0.750, SLG: 1.667		0-0 HR		4-0 1-2 IBB		0-0 4-3		0-0 F7		2	1	1	2	1	0	0
Art Lopez, L (7, 9) OBP: 0.160, SLG: 0.143		2-H HR		0-3 K		0-0 K				1	0	0	0	0	0	1
Jim Bouton, R (1, 1) OBP: 0.213, SLG: 0.098		0-3 K		0-3 K		0-3 K				2	0	0	0	0	2	2
Pete Mikkelsen, R (6, 1) OBP: 0.100, SLG: 0.100										1	0	0	0	0	1	0
Steve Hamilton, L (8, 1) OBP: 0.333, SLG: 0.200										0	0	0	0	0	0	0
Roy White, S (9, PH) OBP: 0.571, SLG: 0.714									SH3-4 1B 1B	1	1	1	0	0	0	0

BOTTOM

Washington Senators @ New York Yankees
Yankee Stadium, Bronx, NY
 Wed Sep 08 1965, 7:05 PM EDT
 Att. 7,156 - Overcast - 78 F

livebaseballscorecards.com

AB	33
R	6
H	9
RBI	6
BB	5
SO	6
LOB	12



Inning Stats	R: 0	H: 1	E: 0	K: 1	S: 6	R: 2	H: 2	E: 0	K: 2	S: 9	R: 0	H: 1	E: 0	K: 0	S: 4	R: 3	H: 2	E: 0	K: 1	S: 7	R: 0	H: 0	E: 0	K: 1	S: 5	R: 0	H: 0	E: 0	K: 0	S: 3	R: 0	H: 1	E: 0	K: 0	S: 4	R: 1	H: 2	E: 0	K: 0	S: 4	1B: 5	2B: 2	3B: 0	HR: 2	SF: 0	SAC: 2	DP: 0	HBP: 0	WP: 1	PB: 1	SB: 2	CS: 0	PA: 40
--------------	------	------	------	------	------	------	------	------	------	------	------	------	------	------	------	------	------	------	------	------	------	------	------	------	------	------	------	------	------	------	------	------	------	------	------	------	------	------	------	------	-------	-------	-------	-------	-------	--------	-------	--------	-------	-------	-------	-------	--------

PITCHER	IP	WLS	BF	H	R	ER	SO	BB	IBB	HBP	BLK	WP	HR	S	P	ERA	WHIP
Jim Duckworth, R (1, 1) ERA: 4.63	5.0		24	6	5	5	5	2	1	0	0	1	1	31	43	9.00	1.600
Mike McCormick, L (6, 1) ERA: 3.34	2.0		7	0	0	0	1	1	0	0	0	0	0	8	12	0.00	0.500
Ron Kline, R (8, 1) ERA: 2.29	1.2	L	9	3	1	1	0	0	1	0	0	0	0	8	12	5.40	1.800

Batter	1	2	3	4	5	6	7	8	9	AB	R	H	RBI	BB	SO	LOB	TOP
Jose Cardenal, R (1, 8) <small>OBP: 0.286, SLG: 0.366</small> Jack Sanford, R (6, 1) <small>OBP: 0.188, SLG: 0.133</small> Merritt Ranew, L (8, PH) <small>OBP: 0.265, SLG: 0.292</small> Jim Coates, R (8, 1)	4-0 	0-0 		0-0 		0-0 FC5-4 		0-3 K 		3	0	2	0	1	0	2	
Bobby Knoop, R (1, 4) <small>OBP: 0.323, SLG: 0.399</small>	0-3 K 	0-3 K 					0-0 		0-0 	5	0	2	0	0	3	3	
Jim Fregosi, R (1, 6) <small>OBP: 0.325, SLG: 0.401</small>	4-0 		4-0 		0-0 4-3 		0-3 K 		0-0 F8 	3	0	0	0	2	1	2	
Joe Adcock, R (1, 3) <small>OBP: 0.310, SLG: 0.423</small>	4-0 		0-0 F3 		0-0 F7 		0-0 6-3 		0-0 G6-4-3 	4	0	0	0	1	0	3	
Rick Reichardt, R (1, 7) <small>OBP: 0.250, SLG: 0.250</small> (6, 8)	0-3 K 		0-0 F9 			0-0 		0-0 F8 		4	1	1	0	0	1	5	
Ed Kirkpatrick, L (1, 9) <small>OBP: 0.385, SLG: 0.583</small>	0-0 4-3 		0-0 F9 		4-0 		0-0 F9 			3	0	0	0	1	0	4	
Paul Schaal, R (1, 5) <small>OBP: 0.304, SLG: 0.311</small> Charlie Dees, L (6, PH) <small>OBP: 0.143, SLG: 0.143</small> Joe Koppe, R (6, 5) <small>OBP: 0.286, SLG: 0.344</small> Albie Pearson, L (8, PH) <small>OBP: 0.368, SLG: 0.370</small> Tom Satriano, L (8, 5) <small>OBP: 0.262, SLG: 0.271</small>		4-0 		0-0 F7 		0-3 K 		0-0 L1 		1	0	0	0	1	0	0	
Buck Rodgers, S (1, 2) <small>OBP: 0.283, SLG: 0.260</small>		0-0 F8 		0-0 		0-0 		0-0 		4	0	3	0	0	0	1	
Marcelino Lopez, R (1, 1) <small>OBP: 0.222, SLG: 0.275</small> Aubrey Gatewood, R (3, 1) <small>OBP: 0.385, SLG: 0.364</small> Willie Smith, L (6, PH) <small>OBP: 0.308, SLG: 0.426</small> (6, 7)		0-3 K 		0-3 K 		0-0 FC4-6 		0-0 		1	0	0	0	0	1	1	
Inning Stats	R: 0 E: 0 K: 2 S: 7 H: 0 LOB: 3 BB: 3 P: 19	R: 0 E: 0 K: 2 S: 8 H: 1 LOB: 2 BB: 1 P: 12	R: 0 E: 0 K: 0 S: 3 H: 0 LOB: 1 BB: 1 P: 7	R: 0 E: 0 K: 1 S: 6 H: 2 LOB: 2 BB: 0 P: 6	R: 0 E: 0 K: 1 S: 5 H: 0 LOB: 0 BB: 0 P: 5	R: 1 E: 0 K: 1 S: 7 H: 2 LOB: 2 BB: 1 P: 11	R: 0 E: 0 K: 1 S: 6 H: 1 LOB: 1 BB: 0 P: 6	R: 0 E: 0 K: 1 S: 7 H: 2 LOB: 2 BB: 0 P: 7	R: 0 E: 0 K: 0 S: 3 H: 1 LOB: 0 BB: 0 P: 3	1B: 7 2B: 2 3B: 0 HR: 0 SF: 0 SAC: 0 DP: 1 HBP: 0	WP: 0 PB: 0 SB: 0 CS: 2	PA: 40					
PITCHER Pete Richert, L (1, 1) <small>ERA: 2.65</small> Steve Ridzik, R (6, 1) <small>ERA: 3.96</small>	IP: 5.0 WLS: W BF: 24 H: 4 R: 1 ER: 1 SO: 6 BB: 5 IBB: 1 HBP: 0 BLK: 0 WP: 0 HR: 0 S: 30 P: 54 ERA: 1.80 WHIP: 1.800					PITCHER IP: 4.0 WLS: S BF: 16 H: 5 R: 0 ER: 0 SO: 3 BB: 0 IBB: 0 HBP: 0 BLK: 0 WP: 0 HR: 0 S: 22 P: 22 ERA: 0.00 WHIP: 1.250											

Los Angeles Angels @ Washington Senators
 D.C. Stadium, Washington, DC
 Fri Sep 10 1965, 7:05 PM EDT
 Att. 5,406 - Unknown

livebaseballscorecards.com

AB	34
R	1
H	9
RBI	1
BB	6
SO	9
LOB	28



Batter	1	2	3	4	5	6	7	8	9	AB	R	H	RBI	BB	SO	LOB
Ken Hamlin, R (1, 4) OBP: 0.332, SLG: 0.358	0-0 F8		4-0 2B BB	0-3 K		0-0 F5				3	1	0	0	1	1	1
Ken McMullen, R (1, 5) OBP: 0.329, SLG: 0.423	0-0 G6-4-3 1B		0-0 F7	0-0 FC6-4		0-0 F4				4	0	1	0	0	0	2
Frank Howard, R (1, 7) OBP: 0.358, SLG: 0.492 Chuck Cottier, R (7, PR) Jim King, L (8, 9) OBP: 0.333, SLG: 0.407	0-0 G6-4-3		0-0 E 2B		0-0 PB 2B		0-0 G6-4-3 1B			4	1	3	1	0	0	1
Woodie Held, R (1, 9) OBP: 0.348, SLG: 0.471		4-0 1B BB	0-0 E6 1B 1B		0-3 K IBB		0-3 K			3	2	0	0	1	2	2
Don Lock, R (1, 8) OBP: 0.320, SLG: 0.386		0-0 1B BB	0-0 1B 1B		0-0 F5		0-0 G6-4-3			4	0	2	0	0	0	3
Dick Nen, L (1, 3) OBP: 0.330, SLG: 0.390		0-0 1B	0-0 1B		4-0 1B		0-0 L9			3	0	2	2	1	0	0
Doug Camilli, R (1, 2) OBP: 0.261, SLG: 0.284 Willie Kirkland, L (5, PH) Don Zimmer, R (6, 2) OBP: 0.288, SLG: 0.256	0-0 F3		0-3 K		0-3 K		0-0 F3			2	0	0	0	0	1	3
Ed Brinkman, R (1, 6) OBP: 0.249, SLG: 0.253	0-0 F7				0-0 F6		0-0 K			4	0	1	0	0	1	4
Pete Richert, L (1, 1) OBP: 0.224, SLG: 0.182 Steve Ridzik, R (6, 1) OBP: 0.176, SLG: 0.294			0-3 K		0-0 FC6-4 1B		0-3 K			2	0	1	0	0	1	0
										2	0	0	0	0	2	1

Inning Stats	R: 0	H: 1	E: 0	LOB: 0	K: 0	P: 3	R: 1	H: 2	E: 0	LOB: 1	K: 0	P: 8	R: 3	H: 3	E: 1	LOB: 2	K: 2	P: 15	R: 0	H: 1	E: 0	LOB: 1	K: 1	P: 6	R: 0	H: 1	E: 0	LOB: 3	K: 3	P: 15	R: 0	H: 0	E: 0	LOB: 0	K: 1	P: 5	R: 0	H: 1	E: 0	LOB: 1	K: 1	P: 6	R: 0	H: 1	E: 0	LOB: 1	K: 1	P: 6	
	S: 3		S: 4		S: 11		S: 6		S: 11		S: 5		S: 5		S: 6		S: 5		S: 6		S: 6		S: 6		S: 6		S: 6		S: 6		S: 6		S: 6		S: 6		S: 6		S: 6		S: 6		S: 6		S: 6		S: 6		S: 6

PITCHER	IP	WLS	BF	H	R	ER	SO	BB	IBB	HBP	BLK	WP	HR	S	P	ERA	WHIP
Marcelino Lopez, L (1, 1) ERA: 2.94	2.2	L	15	6	4	2	1	2	0	0	0	0	0	15	23	6.75	3.000
Aubrey Gatewood, R (3, 1) ERA: 3.61	2.1		11	2	0	0	5	0	1	0	0	0	0	20	24	0.00	0.857
Jack Sanford, R (6, 1) ERA: 3.97	2.0		6	1	0	0	2	0	0	0	0	0	0	10	10	0.00	0.500
Jim Coates, R (8, 1) ERA: 2.04	1.0		4	1	0	0	1	0	0	0	0	0	0	6	6	0.00	1.000

BOTTOM

Los Angeles Angels @ Washington Senators
D.C. Stadium, Washington, DC
 Fri Sep 10 1965, 7:05 PM EDT
 Att. 5,406 - Unknown

AB	33
R	4
H	10
RBI	3
BB	3
SO	9
LOB	20

livebaseballscorecards.com



WP	PA	ERA	WHIP
0	36		

Batter	1	2	3	4	5	6	7	8	9	AB R H RBI BB SO LOB	TOP																									
Charlie Dees, L (1, 3) OBP: 0.273, SLG: 0.273	0-0 F8		0-0 CS 1-3 2-H 1B		0-3 K			0-0 FC6-4 1-2 1B		4 0 2 1 0 1 0	Los Angeles Angels @ Washington Senators D.C. Stadium, Washington, DC Sat Sep 11 1965, 3:33 AM EDT Att. 1,472 - Unknown livebaseballscorecards.com																									
Bobby Knoop, R (1, 4) OBP: 0.320, SLG: 0.396	0-0 F3		0-0 SF9		0-0 6-3			0-0 FC6-4 1-2f 2-3 2B		3 1 0 1 0 0 2																										
Jim Fregosi, R (1, 6) OBP: 0.327, SLG: 0.404	0-0 F8		0-0 CS 1-2		0-0 FC4-6 1B		0-0 1-3	0-0 1-H G3 2B		4 1 2 2 0 0 0																										
Willie Smith, L (1, 7) OBP: 0.306, SLG: 0.422		0-0 5-3		0-0 FC4-6 1-2f 1B		0-3 K		0-0 3-H G3		4 1 0 1 0 1 1																										
Ed Kirkpatrick, L (1, 9) OBP: 0.412, SLG: 0.625		0-0 3-1		0-0 1B 1-2 1B		0-0 4-3		0-0 2B		4 0 2 0 0 0 0																										
Rick Reichardt, R (1, 8) OBP: 0.333, SLG: 0.333 Jim Coates, R (8, 1)		0-0 F8		0-0 1-2 2-H 1B			0-0 FC4-6 1B	0-0 4-3		4 0 2 1 0 0 1 0 0 0 0 0 0 0																										
Buck Rodgers, S (1, 2) OBP: 0.262, SLG: 0.260			0-0 1B 1B		0-3 K		0-0 FC4-6 1-2f G4-6-3		0-3 K	4 1 1 0 0 2 3																										
Paul Schaal, R (1, 5) OBP: 0.305, SLG: 0.312 Albie Pearson, L (7, PH) OBP: 0.367, SLG: 0.369 Joe Koppe, R (7, 5) OBP: 0.278, SLG: 0.333			0-0 1B 1-2 SF9 1B		0-0 F8		0-0 G4-6-3		0-3 K	2 1 1 0 0 0 2 1 0 0 0 0 0 1 1 0 0 0 0 1 0																										
George Brunet, R (1, 1) OBP: 0.093, SLG: 0.059 Bob Lee, R (6, 1) OBP: 0.143, SLG: 0.250 Aubrey Gatewood, R (6, 1) OBP: 0.385, SLG: 0.364 Al Spangler, L (8, PH) OBP: 0.310, SLG: 0.272			0-0 F5		0-0 F4			0-0 FC6-4 2B 1B	0-0 F8	2 0 0 0 0 0 2 0 0 0 0 0 0 0 0 0 0 0 0 0 0 2 1 1 0 0 0 0																										
Inning Stats	R: 0 E: 0 K: 0 S: 3	H: 0 LOB: 0 BB: 0 P: 3	R: 0 E: 0 K: 0 S: 3	H: 0 LOB: 0 BB: 0 P: 3	R: 2 E: 0 K: 0 S: 5	H: 3 LOB: 0 BB: 0 P: 5	R: 1 E: 0 K: 1 S: 8	H: 3 LOB: 2 BB: 0 P: 8	R: 0 E: 0 K: 1 S: 5	H: 0 LOB: 0 BB: 0 P: 5		R: 0 E: 0 K: 0 S: 3	H: 1 LOB: 0 BB: 0 P: 3	R: 3 E: 0 K: 0 S: 7	H: 4 LOB: 1 BB: 0 P: 7	R: 0 E: 0 K: 2 S: 7	H: 0 LOB: 0 BB: 0 P: 7	1B: 9 2B: 2 3B: 0 HR: 0	SF: 1 SAC: 0 DP: 1 HBP: 0	WP: 0 PB: 0 SB: 0 CS: 1	PA: 37															
PITCHER	IP WLS BF H R ER SO BB IBB HBP BLK WP HR S P ERA WHIP																																			
Buster Narum, R (1, 1) ERA: 4.46	3.1		15	6	3	3	0	0	0	0	0	0	0	15	15	8.10	1.800																			
Mike McCormick, L (4, 1) ERA: 3.29	2.2		8	0	0	0	3	0	0	0	0	0	0	14	14	0.00	0.000																			
Jim Hannan, R (7, 1) ERA: 12.71	1.1	L	7	4	3	3	0	0	0	0	0	0	0	7	7	20.25	3.000																			
Ron Kline, R (8, 1) ERA: 2.25	1.2		6	1	0	0	2	0	0	0	0	0	0	10	10	0.00	0.600																			



Batter	1	2	3	4	5	6	7	8	9	AB	R	H	RBI	BB	SO	LOB
Ken Hamlin, R OBP: 0.335, SLG: 0.371 (1, 4) (9, 6)	0-3 K		0-0 2B		0-0 2B	0-0 2B		0-3 K		5	1	3	0	0	2	1
Ken McMullen, R OBP: 0.328, SLG: 0.421 (1, 5) (9, 6)	0-0 E 1B		0-0 F3		0-3 K	0-0 F7			0-0 6-3	5	1	1	0	0	1	3
Frank Howard, R OBP: 0.359, SLG: 0.497 Willie Kirkland, L OBP: 0.277, SLG: 0.421 (1, 7) (8, 9)	0-0 E6 7-2 2B		0-0 2B		0-0 F5		0-3 K		0-0 F6	4	0	2	2	0	1	1
Woodie Held, R OBP: 0.343, SLG: 0.463 (1, 9) (8, 7) (9, 4)	0-0 7-2		0-0 F8		0-0 6-3		0-0 F9		0-3 K	5	0	0	0	0	1	3
Don Lock, R OBP: 0.326, SLG: 0.392 (1, 8)		0-0 2B	4-0 IBB			0-0 WP HR 1B		4-0 BB		2	1	2	0	2	0	0
Dick Nen, L OBP: 0.324, SLG: 0.382 Ron Kline, R (1, 3) (8, 1)		0-0 F5	0-0 F9			0-0 4-3 1-2		0-0 G3		4	0	0	0	0	0	5
Doug Camilli, R OBP: 0.257, SLG: 0.280 Bob Chance, L OBP: 0.299, SLG: 0.348 Don Zimmer, R OBP: 0.288, SLG: 0.256 (1, 2) (8, PH) (9, 2)		0-0 6-3		0-0 1-3		0-0 F2		0-3 K		3	0	0	0	0	0	2
Ed Brinkman, R OBP: 0.252, SLG: 0.252 Fred Valentine, S (1, 6) (8, PH) (9, 7)		4-0 BB		0-0 F7		4-0 WP HR IBB		0-0 F5		1	1	0	0	2	0	0
Buster Narum, R OBP: 0.336, SLG: 0.422 Mike McCormick, L OBP: 0.200, SLG: 0.077 Brant Ayres, R OBP: 0.336, SLG: 0.422 Jim King, L OBP: 0.336, SLG: 0.422 Jim Hannan, R OBP: 0.376, SLG: 0.332 (1, 1) (4, 1) (8, PH) (8, PH) (7, 1) (8, 3)		0-3 K		0-0 5-3		0-0 HR		0-0 1B		1	0	0	0	0	1	2

Inning Stats	R: 1	H: 2	E: 1	LOB: 0	K: 1	P: 6	R: 0	H: 1	E: 0	LOB: 2	K: 1	P: 10	R: 1	H: 2	E: 0	LOB: 2	K: 0	P: 9	R: 0	H: 0	E: 0	LOB: 0	K: 0	P: 3	R: 0	H: 1	E: 0	LOB: 1	K: 1	P: 6	R: 3	H: 3	E: 0	LOB: 1	K: 0	P: 10	R: 0	H: 0	E: 0	LOB: 1	K: 1	P: 9	R: 0	H: 1	E: 0	LOB: 1	K: 2	P: 8	R: 0	H: 0	E: 0	LOB: 0	K: 1	P: 5	1B: 3	SF: 0	2B: 7	SAC: 0	3B: 0	DP: 1	HR: 1	HBP: 0	WP: 1	PA: 40
--------------	------	------	------	--------	------	------	------	------	------	--------	------	-------	------	------	------	--------	------	------	------	------	------	--------	------	------	------	------	------	--------	------	------	------	------	------	--------	------	-------	------	------	------	--------	------	------	------	------	------	--------	------	------	------	------	------	--------	------	------	-------	-------	-------	--------	-------	-------	-------	--------	-------	--------

PITCHER	IP	WLS	BF	H	R	ER	SO	BB	IBB	HBP	BLK	WP	HR	S	P	ERA	WHIP
George Brunet, L ERA: 2.62 (1, 1)	5.2		26	7	4	4	3	1	2	0	0	0	0	29	41	6.35	1.412
Bob Lee, R ERA: 1.88 (6, 1)	0.0		2	2	1	1	0	0	0	0	0	1	1	2	2	∞	∞
Aubrey Gatewood, R ERA: 3.55 (6, 1)	1.1	W	5	0	0	0	1	1	0	0	0	0	0	6	10	0.00	0.750
Jim Coates, R ERA: 1.83 (8, 1)	2.0	S	7	1	0	0	3	0	0	0	0	0	0	13	13	0.00	0.500

BOTTOM

Los Angeles Angels @ Washington Senators
D.C. Stadium, Washington, DC
Sat Sep 11 1965, 3:33 AM EDT
Att. 1,472 - Unknown

AB	36
R	5
H	10
RBI	5
BB	4
SO	7
LOB	17



PITCHER	IP	WLS	BF	H	R	ER	SO	BB	IBB	HBP	BLK	WP	HR	S	P	ERA	WHIP
George Brunet, L ERA: 2.62 (1, 1)	5.2		26	7	4	4	3	1	2	0	0	0	0	29	41	6.35	1.412
Bob Lee, R ERA: 1.88 (6, 1)	0.0		2	2	1	1	0	0	0	0	0	1	1	2	2	∞	∞
Aubrey Gatewood, R ERA: 3.55 (6, 1)	1.1	W	5	0	0	0	1	1	0	0	0	0	0	6	10	0.00	0.750
Jim Coates, R ERA: 1.83 (8, 1)	2.0	S	7	1	0	0	3	0	0	0	0	0	0	13	13	0.00	0.500

Batter	1	2	3	4	5	6	7	8	9	AB R H RBI BB SO LOB	TOP
Jose Cardenal, R OBP: 0.286, SLG: 0.365 (1, 8) X	0-0 F5		0-0 F3		0-0 F7			0-0 SF9 1B		4 1 1 0 0 0 2	Los Angeles Angels @ Washington Senators D.C. Stadium, Washington, DC Sun Sep 12 1965, 3:33 AM EDT Att: 840 - Unknown livebaseballscorecards.com
Bobby Knoop, R OBP: 0.324, SLG: 0.398 (1, 4) B B B	4-0 1B BB		0-0 5-3			0-0 5-3 1B		0-0 FC6-4 1B		3 0 2 0 1 0 0	
Jim Fregosi, R OBP: 0.328, SLG: 0.406 (1, 6) X	0-0 1-2 1B			0-0 CS 1B		0-0 F8		0-0 SF9		3 0 2 1 0 0 1	
Joe Adcock, R OBP: 0.307, SLG: 0.418 (1, 3) S S S	0-3 K			0-0 F7 1-2		0-0 5-3		0-0 FC6-4 1-2f		4 0 0 0 0 1 5 0 0 0 0 0 0 0	
Jack Sanford, R OBP: 0.188, SLG: 0.133 (8, 1)											
Rick Reichardt, R OBP: 0.267, SLG: 0.267 (1, 7) X	0-0 F4			0-0 F8		0-0 4-3			0-0 F9	3 0 0 0 0 0 3 0 0 0 0 0 0 0 1 0 0 0 0 0 0	
Rudy May, L OBP: 0.314, SLG: 0.300 (6, 1)											
Vic Power, R OBP: 0.281, SLG: 0.323 (8, 3)											
Ed Kirkpatrick, L OBP: 0.333, SLG: 0.500 (1, 9) X		0-0 G3			0-3 K		0-0 F9		0-0 4-3	4 0 0 0 0 1 0	
Buck Rodgers, S OBP: 0.282, SLG: 0.260 (1, 2) X		0-0 F4			0-0 1B 1B		0-3 K		0-0 L4	4 0 1 0 0 1 0	
Paul Schaal, R OBP: 0.303, SLG: 0.309 (1, 5) S S S		0-3 K			0-0 F9		0-0 5-3			3 0 0 0 0 1 1	
Dean Chance, R OBP: 0.149, SLG: 0.101 (1, 1) S S S			0-3 K		0-0 1-2 1B			0-0 F9		2 0 1 0 0 1 0 1 0 0 0 0 0 0	
Jim Piersall, R OBP: 0.306, SLG: 0.410 (6, 7)											
Inning Stats	R: 0 H: 1 E: 0 LOB: 2 K: 1 BB: 1 S: 6 P: 10	R: 0 H: 0 E: 0 LOB: 0 K: 1 BB: 0 S: 5 P: 5	R: 0 H: 0 E: 0 LOB: 0 K: 1 BB: 0 S: 5 P: 5	R: 0 H: 1 E: 0 LOB: 0 K: 0 BB: 0 S: 3 P: 3	R: 0 H: 2 E: 0 LOB: 2 K: 1 BB: 0 S: 7 P: 7	R: 0 H: 1 E: 0 LOB: 1 K: 0 BB: 0 S: 4 P: 4	R: 0 H: 0 E: 0 LOB: 0 K: 1 BB: 0 S: 5 P: 5	R: 1 H: 2 E: 0 LOB: 1 K: 0 BB: 0 S: 5 P: 5	R: 0 H: 0 E: 0 LOB: 0 K: 0 BB: 0 S: 3 P: 3	1B: 7 SF: 1 2B: 0 SAC: 0 3B: 0 DP: 0 HR: 0 HBP: 0	WP: 0 PA: 34 PB: 0 SB: 0 CS: 1
PITCHER Frank Kreuzer, L ERA: 3.82 (1, 1)	IP WLS BF H R ER SO BB IBB HBP BLK WP HR S P ERA WHIP										
	9.0 W 34 7 1 1 5 1 0 0 0 0 0 0 43 47 1.00 0.889										



Batter	1	2	3	4	5	6	7	8	9
Fred Valentine, S OBP: 0.500, SLG: 0.400 (1, 8) (7, 7)	0-0 F5		4-0 1B BB	0-0 1B		0-0 HR 1B		0-0 F6	
Don Blasingame, L OBP: 0.277, SLG: 0.293 Brant Aleya, R OBP: 1.000, SLG: 4.000 Don Lock, R OBP: 0.326, SLG: 0.391 (1, 4) (6, PH) (7, 8)	0-0 F9		0-0 F2	0-0 G3		0-0 HR		0-3 K	
Willie Kirkland, L OBP: 0.273, SLG: 0.414 (1, 9)	0-0 F6		0-0 4-3		0-0 4-3	0-0 F9		0-0 4-3	
Frank Howard, R OBP: 0.362, SLG: 0.498 Ed Brinkman, R OBP: 0.252, SLG: 0.252 (1, 7) (7, 6)		0-0 SH1-4 1B BB	0-0 BB 1B		4-0 1B BB G3	0-3 K			
Dick Nen, L OBP: 0.332, SLG: 0.383 (1, 3)		4-0 SH1-4 BB	4-0 BB		0-0 G3		0-0 CS BB 1B		
Ken McMullen, R OBP: 0.330, SLG: 0.421 (1, 5)		0-0 SH1-4	0-0 F7		0-0 1B		4-0 CS 1B BB		
Ken Hamlin, R OBP: 0.337, SLG: 0.375 (1, 6) (7, 4)		0-3 K		0-0 1B 2B	0-0 1B		0-3 K		
Jim French, L OBP: 1.000, SLG: 1.000 (1, 2)		4-0 IBB		0-0 1B		4-0 1B S HR BB	0-0 1B		
Frank Kreuzer, R OBP: 0.095, SLG: 0.200 (1, 1)		0-3 K		0-3 K		0-3 K	0-3 K		

AB	R	H	RBI	BB	SO	LOB
4	2	2	0	1	0	0
3	0	0	0	0	0	2
1	1	1	3	0	0	0
1	0	0	0	0	1	0
5	0	0	0	0	0	1
3	1	2	1	1	1	0
0	0	0	0	0	0	0
2	0	1	0	2	0	1
2	1	1	1	1	0	2
4	1	2	0	0	2	4
2	1	2	2	2	0	0
4	0	0	0	0	4	5

BOTTOM

Los Angeles Angels @ Washington Senators
D.C. Stadium, Washington, DC
Sun Sep 12 1965, 3:33 AM EDT
Att. 840 - Unknown

AB	31
R	7
H	11
RBI	7
BB	7
SO	8
LOB	15



1B:	9	SF:	0
2B:	1	SAC:	1
3B:	0	DP:	0
HR:	1	HBP:	0

WP:	0	PA:	39
PB:	0		
SB:	2		
CS:	2		

Inning Stats	R	H	E	K	S	R	H	E	K	S	R	H	E	K	S	R	H	E	K	S	R	H	E	K	S	R	H	E	K	S
Dean Chance, R ERA: 3.32 (1, 1)	0	0	0	0	3	0	1	0	0	8	0	3	0	0	3	0	1	0	0	8	0	3	0	0	3	0	1	0	0	8
Rudy May, L ERA: 3.92 (6, 1)	0	0	0	0	3	0	4	0	0	11	0	4	0	0	4	0	4	0	0	2	0	0	0	0	0	0	0	0	0	0
Jack Sanford, R ERA: 3.94 (8, 1)	0	0	0	0	3	0	0	0	0	3	0	0	0	0	1	0	0	0	0	0	0	0	0	0	0	0	0	0	0	0

PITCHER	IP	WLS	BF	H	R	ER	SO	BB	IBB	HBP	BLK	WP	HR	S	P	ERA	WHIP
Dean Chance, R ERA: 3.32 (1, 1)	5.0	L	25	7	3	3	3	4	1	0	0	0	0	26	46	5.40	2.200
Rudy May, L ERA: 3.92 (6, 1)	2.0		11	4	4	4	4	2	0	0	0	0	1	17	25	18.00	3.000
Jack Sanford, R ERA: 3.94 (8, 1)	1.0		3	0	0	0	1	0	0	0	0	0	0	5	5	0.00	0.000

Batter	1	2	3	4	5	6	7	8	9	AB R H RBI BB SO LOB	TOP	
Bobby Richardson, R OBP: 0.293, SLG: 0.331 (1, 4) X	0-0 F3		0-0 F9		0-0 F9		4-0 HR BB		0-0 F7	4 1 0 0 1 0 0		
Bobby Murcer, L OBP: 0.333, SLG: 0.571 (1, 6) B B B	4-0 BB BB		0-0 4-3		0-0 1-3		0-0 HR			3 1 1 2 1 0 0		
Roy White, S OBP: 0.400, SLG: 0.429 (1, 9) B B B Ray Barker, L OBP: 0.311, SLG: 0.372 (9, 3)	4-0 BB BB		0-0 4-3			0-3 K	0-0 CS 1B			3 0 1 0 1 1 0 0 0 0 0 0 0 0		
Tom Tresh, S OBP: 0.349, SLG: 0.486 (1, 7) X	0-0 FC6-7-5			0-0 3-1		4-0 FC3-6 1B BB	0-0 CS	0-0 F8		3 1 0 0 1 0 2		
Clete Boyer, R OBP: 0.308, SLG: 0.421 (1, 5) X	0-0 FC5			0-3 K		0-0 FC3-6 1B		0-0 F6		4 0 1 0 0 1 2		
Joe Pepitone, L OBP: 0.309, SLG: 0.402 (1, 3) (9, 9)		0-3 K		4-0 PB BB		0-0 FC3-6 S		0-0 1B		3 0 1 0 1 1 2		
Roger Repoz, L OBP: 0.293, SLG: 0.457 (1, 8) X		0-0 4-3		4-0 1-2 BB		0-0 5-3		0-0 F9		3 0 0 0 1 0 2		
Jake Gibbs, L OBP: 0.283, SLG: 0.364 (1, 2) B B B B		4-0 BB		0-0 4-3			0-3 K		0-3 K	3 0 0 0 1 2 2		
Rich Beck, S OBP: 0.091, SLG: 0.091 (1, 1) (8, 1) (9, 1)		0-3 K		0-3 K			0-0 F7		0-0 6-3	3 0 0 0 0 2 1 1 0 0 0 0 0 0 0 0 0 0 0 0 0		
Inning Stats	R: 0 H: 0 E: 0 LOB: 2 K: 0 BB: 2 S: 3 P: 11	R: 0 H: 0 E: 0 LOB: 1 K: 2 BB: 1 S: 7 P: 11	R: 0 H: 0 E: 0 LOB: 0 K: 0 BB: 0 S: 3 P: 3	R: 0 H: 0 E: 0 LOB: 2 K: 1 BB: 2 S: 5 P: 13	R: 0 H: 0 E: 0 LOB: 0 K: 1 BB: 0 S: 5 P: 5	R: 1 H: 1 E: 0 LOB: 1 K: 1 BB: 1 S: 6 P: 10	R: 2 H: 2 E: 0 LOB: 0 K: 1 BB: 1 S: 6 P: 10	R: 0 H: 1 E: 0 LOB: 1 K: 0 BB: 0 S: 4 P: 4	R: 0 H: 0 E: 0 LOB: 0 K: 1 BB: 0 S: 5 P: 5	1B: 3 SF: 0 2B: 0 SAC: 0 3B: 0 DP: 0 HR: 1 HBP: 0	WP: 0 PA: 38 PB: 1 SB: 1 CS: 1	
PITCHER	IP WLS BF H R ER SO BB IBB HBP BLK WP HR S P ERA WHIP											
Jim Duckworth, R ERA: 4.19 (1, 1)	8.0 L 34 4 3 2 6 7 0 0 0 0 0 1 39 67 2.25 1.375											
Mike McCormick, L ERA: 3.26 (9, 1)	1.0 3 0 0 0 1 0 0 0 0 0 0 0 5 5 0.00 0.000											

New York Yankees @ Washington Senators
D.C. Stadium, Washington, DC
 Tue Sep 14 1965, 7:05 PM EDT
 Att. 7,240 - Unknown

AB	30
R	3
H	4
RBI	2
BB	7
SO	7
LOB	11



Batter 1 2 3 4 5 6 7 8 9 AB R H RBI BB SO LOB TOP

Bobby Richardson, R OBP: 0.295, SLG: 0.333 (1, 4)	0-0 F8		0-0 1B BB E	0-0 1B 2-H		0-0 5-3		0-0 2-H 1B	5 1 3 2 0 0 0
Bobby Murcer, L OBP: 0.417, SLG: 0.556 (1, 6)	0-0		4-0 1B BB E	0-0 F7		0-0 3-1		0-0 F9	2 1 1 0 1 0 1 1 0 0 0 0 0 0 1 0 0 0 0 0 1
Mickey Mantle, S OBP: 0.380, SLG: 0.458 (7, PH)	BB 1B		1-2 BB E						
Tony Kubek, L OBP: 0.254, SLG: 0.277 (7, 6)	BB 1B		1-2 BB E						
Roy White, S OBP: 0.421, SLG: 0.412 (1, 9)	BB BB BB		4-0 1-2 BB						
Ross Moschitto, R OBP: 0.185, SLG: 0.308 (7, 9)	BB BB BB		1-2 BB						
Tom Tresh, S OBP: 0.350, SLG: 0.486 (1, 7)	0-0 F5		0-0 FC4-6 1B						3 0 1 0 1 0 0 0 0 0 0 0 0 0
Elston Howard, R OBP: 0.274, SLG: 0.346 (1, 2)	0-0 4-1		1-2 2-3 1B						4 0 2 1 0 0 3
Joe Pepitone, L OBP: 0.306, SLG: 0.398 (1, 3)			0-0 FC4-6 1-2f 2-H 3-H 1B						4 0 0 0 0 0 4
Clete Boyer, R OBP: 0.309, SLG: 0.426 (1, 5)			0-0 F8						4 0 0 0 0 0 1
Roger Repoz, L OBP: 0.297, SLG: 0.455 (1, 8)			0-0 F8						4 0 0 0 0 0 1
Mel Stottlemyre, R OBP: 0.133, SLG: 0.244 (1, 1)			0-0 3-1						3 2 1 1 1 0 0
			0-0 6-3						3 1 1 0 1 1 1
			0-3 K						2 0 0 0 0 1 1
			0-0 SH3-4 1B BB						
			0-0 F1						
			0-0 SH3-4 1-2						

New York Yankees @ Washington Senators
D.C. Stadium, Washington, DC
Wed Sep 15 1965, 7:05 PM EDT
Att: 6,196 - Unknown - 85 F

AB	32
R	5
H	9
RBI	4
BB	4
SO	2
LOB	12



Inning Stats	R: 0 H: 1 E: 0 K: 0 S: 4	H: 1 LOB: 2 BB: 1 P: 8	R: 0 H: 0 E: 0 K: 1 S: 5	H: 0 LOB: 0 BB: 0 P: 5	R: 2 H: 2 E: 1 K: 0 S: 5	H: 2 LOB: 1 BB: 1 P: 9	R: 2 H: 2 E: 0 K: 0 S: 5	H: 2 LOB: 1 BB: 1 P: 9	R: 0 H: 1 E: 0 K: 1 S: 6	H: 1 LOB: 1 BB: 0 P: 6	R: 0 H: 0 E: 0 K: 0 S: 3	H: 0 LOB: 0 BB: 0 P: 3	R: 0 H: 1 E: 0 K: 1 S: 6	H: 1 LOB: 1 BB: 0 P: 6	R: 0 H: 0 E: 0 K: 0 S: 3	H: 0 LOB: 0 BB: 0 P: 3	R: 0 H: 1 E: 0 K: 0 S: 4	H: 1 LOB: 1 BB: 1 P: 8	1B: 8 SF: 0 2B: 0 SAC: 2 3B: 0 DP: 1 HR: 1 HBP: 0	WP: 0 PA: 38 PB: 0 SB: 0 CS: 0
---------------------	--------------------------	------------------------	--------------------------	------------------------	--------------------------	------------------------	--------------------------	------------------------	--------------------------	------------------------	--------------------------	------------------------	--------------------------	------------------------	--------------------------	------------------------	--------------------------	------------------------	--	---

PITCHER	IP	WLS	BF	H	R	ER	SO	BB	IBB	HBP	BLK	WP	HR	S	P	ERA	WHIP													
Pete Craig, R ERA: 6.55 (1, 1)	7.0	L	30	7	4	3	2	3	0	0	0	0	1	31	43	3.86	1.429													
Buster Narum, R ERA: 4.44 (8, 1)	1.0		3	1	0	0	0	0	0	0	0	0	0	3	3	0.00	1.000													
Ron Kline, R ERA: 2.32 (9, 1)	1.0		5	1	1	1	0	1	0	0	0	0	0	4	8	9.00	2.000													

Batter	1	2	3	4	5	6	7	8	9	AB	R	H	RBI	BB	SO	LOB
Fred Valentine, S OBP: 0.267, SLG: 0.154 (1, 8)	0-0 L7	0-0 F9		0-0 FC4-6					0-0 L7	4	0	0	0	0	0	5
Ken Hamlin, R OBP: 0.336, SLG: 0.376 (1, 4) (9, 6)	0-0 5-3		0-3 K		0-0 1-3		0-0 SH3-4		0-0 F8	4	0	0	0	0	1	1
Willie Kirkland, L OBP: 0.269, SLG: 0.406 (1, 7)	0-0 4-3		0-0 F5		0-0 G3		0-0 FC1-2		0-0 6-3	5	0	0	0	0	0	4
Dick Nen, L OBP: 0.329, SLG: 0.380 (1, 3)		4-0 FC4-6 BB	0-0	0-0	0-0 F6		0-0 F7			3	0	1	0	1	0	2
Jim King, L OBP: 0.331, SLG: 0.415 (1, 9)		0-0 FC4-6 E	0-0 F6			0-0 4-3		0-0 F5		4	1	0	0	0	0	2
Ken McMullen, R OBP: 0.331, SLG: 0.426 (1, 5)		0-0 E6 G3		4-0 G4-6-3 BB		0-0 WP 1B		0-0 HR		3	2	2	1	1	0	1
Jim French, L OBP: 0.545, SLG: 0.444 (1, 2)		0-0 E6 G3		0-0 G4-6-3		0-3 K		0-0 F9		4	0	0	0	0	1	3
Ed Brinkman, R OBP: 0.253, SLG: 0.251 Frank Howard, R OBP: 0.358, SLG: 0.493 Ron Kline, R (8, PH) (9, 1)		0-0 G3		4-0 1B BB		0-0 5-3		0-0 4-3		2	0	0	1	1	0	2
Pete Craig, L OBP: 1.000, SLG: 1.000 Joe Cunningham, L OBP: 0.379, SLG: 0.332 Chuck Cottier, R (7, PR) Buster Narum, R OBP: 0.064, SLG: 0.089 Don Blasingame, L OBP: 0.277, SLG: 0.292 (8, 1) (9, 4)		4-0 BB		0-0 FC4-6 1B			4-0 SH3-4 HBP FC1-2 BB		0-0 1B	1	0	1	0	1	0	0

Inning Stats	R: 0	H: 0	E: 0	K: 0	S: 3	R: 2	H: 0	E: 2	K: 0	S: 5	R: 0	H: 1	E: 0	K: 1	S: 6	R: 0	H: 0	E: 0	K: 0	S: 3	R: 0	H: 1	E: 0	K: 1	S: 6	R: 0	H: 1	E: 0	K: 0	S: 3	R: 1	H: 1	E: 0	K: 0	S: 4	R: 0	H: 1	E: 0	K: 0	S: 4	1B: 3	SF: 0	2B: 1	SAC: 1	3B: 0	DP: 1	HR: 1	HBP: 1	WP: 1	PA: 39
--------------	------	------	------	------	------	------	------	------	------	------	------	------	------	------	------	------	------	------	------	------	------	------	------	------	------	------	------	------	------	------	------	------	------	------	------	------	------	------	------	------	-------	-------	-------	--------	-------	-------	-------	--------	-------	--------

PITCHER	IP	WLS	BF	H	R	ER	SO	BB	IBB	HBP	BLK	WP	HR	S	P	ERA	WHIP
Mel Stottlemyre, R ERA: 2.61 (1, 1)	9.0	W	39	5	3	1	2	5	0	1	0	1	1	37	58	1.00	1.111

BOTTOM

New York Yankees @ Washington Senators
D.C. Stadium, Washington, DC
Wed Sep 15 1965, 7:05 PM EDT
Att. 6,196 - Unknown - 85 F

livebaseballscorecards.com

AB	32
R	3
H	5
RBI	2
BB	5
SO	2
LOB	20



Batter	1	2	3	4	5	6	7	8	9	10	AB R H RBI BB SO LOB	TOP												
Fred Valentine, S OBP: 0.350, SLG: 0.235 (1, 8) (8, 7) (10, 9)	0-0 S 1B		4-0 WP 1B 2-3 BB		0-0 1-3			0-3 K		0-0 1B 1B	4 2 2 0 1 1 0													
Ken Hamlin, R OBP: 0.334, SLG: 0.374 (1, 4)	0-0 F8		0-0 2-3			0-0 6-3		0-0 L8		0-0 1B 1B	5 0 1 0 0 0 2													
Willie Kirkland, L OBP: 0.272, SLG: 0.405 Woodie Held, R OBP: 0.344, SLG: 0.462 (10, PH) (10, 7)	0-3 K		4-0 1B 1B 2-3 BB			0-3 K		0-0 1B		0-3 K	3 0 1 0 1 2 1 1 0 0 0 0 1 2													
Frank Howard, R OBP: 0.359, SLG: 0.492 Don Lock, R OBP: 0.327, SLG: 0.393 (1, 7) (8, 8)	4-0 BB		0-0 1B			0-0 P6		0-3 K		0-0 1B	3 0 1 1 1 1 1 1 0 1 1 0 0 0													
Dick Nen, L OBP: 0.321, SLG: 0.371 (1, 3)	0-3 K				0-0 F8			0-3 K		0-3 K	5 0 0 0 0 4 4													
Ken McMullen, R OBP: 0.330, SLG: 0.425 (1, 5)		0-3 K			0-3 K			0-0 E 1B		0-0 P5	4 0 1 0 0 2 0													
Jim French, L OBP: 0.467, SLG: 0.385 (1, 2)		0-0 F7			0-3 K			0-0 E4		0-0 FC6-4 1B	4 0 1 0 0 1 1													
Ed Brinkman, R OBP: 0.251, SLG: 0.248 (1, 6)		0-0 L5				0-0 6-3		0-0 L8		0-0 FC6-4	4 0 0 0 0 0 3													
Pete Richert, L OBP: 0.213, SLG: 0.172 Brant Aylea, R OBP: 0.333, SLG: 1.333 (10, PH) Steve Ridzik, R OBP: 0.176, SLG: 0.294 Mike McCormick, L OBP: 0.200, SLG: 0.077 Ron Kline, R (10, 1)			0-3 K			0-3 K		0-3 K		0-3 K	3 0 0 0 0 3 2 1 0 0 0 0 1 0													
Inning Stats	R: 0 E: 0 K: 2 S: 8	H: 1 LOB: 2 BB: 1 P: 12	R: 0 E: 0 K: 1 S: 5	H: 0 LOB: 0 BB: 0 P: 5	R: 1 E: 0 K: 1 S: 5	H: 1 LOB: 2 BB: 2 P: 13	R: 0 E: 0 K: 2 S: 7	H: 0 LOB: 0 BB: 0 P: 7	R: 0 E: 0 K: 1 S: 5	H: 0 LOB: 0 BB: 0 P: 5	R: 0 E: 1 K: 2 S: 9	H: 1 LOB: 2 BB: 0 P: 9	R: 0 E: 0 K: 2 S: 8	H: 1 LOB: 1 BB: 1 P: 8	R: 0 E: 0 K: 1 S: 6	H: 1 LOB: 1 BB: 0 P: 6	R: 1 E: 0 K: 3 S: 12	H: 3 LOB: 2 BB: 0 P: 12	1B: 8 2B: 0 3B: 0 HR: 0	SF: 0 SAC: 0 DP: 0 HBP: 0	WP: 1 PB: 0 SB: 1 CS: 0	PA: 41		
PITCHER Camilo Pascual, R ERA: 3.38 Jim Merritt, L ERA: 3.39	IP 9.0	WLS 35	BF 5	H 5	R 1	ER 1	SO 13	BB 3	IBB 0	HBP 0	BLK 0	WP 1	HR 0	S 58	P 70	ERA 1.00	WHIP 0.889							

Washington Senators @ Minnesota Twins
Metropolitan Stadium, Bloomington, MI
Fri Sep 17 1965, 8:05 PM EDT
Att. 16,315 - Unknown - 52 F

livebaseballscores.com

AB	38
R	2
H	8
RBI	2
BB	3
SO	16
LOB	16




Batter	1	2	3	4	5	6	7	8	9	10	AB	R	H	RBI	BB	SO	LOB
Zoilo Versalles, R OBP: 0.314, SLG: 0.442 (1, 6)	F7		1-3		K		F8			SH5-4 BB	4	0	0	0	1	1	1
Rich Rollins, R OBP: 0.312, SLG: 0.339 (1, 5)	F9		1B			K		6-3		SH5-4	4	0	1	0	0	1	0
Jimmie Hall, L OBP: 0.352, SLG: 0.482 (1, 9)	K		F8			F7				F9	3	0	0	0	0	1	1
Andy Kosco, R OBP: 0.237, SLG: 0.361 (8, PH)											1	0	1	0	0	0	0
Ted Uhlaender, L OBP: 0.400, SLG: 0.400 (10, PH)								1B			1	0	0	0	0	0	1
Bob Allison, R OBP: 0.346, SLG: 0.443 (1, 7)		K		1-3		BB 1B BB		F8		F9	4	1	0	0	1	1	2
Earl Battey, R OBP: 0.378, SLG: 0.420 (1, 2)		BB 1B		P6		BB 1B BB		F7			3	0	1	0	1	0	1
Don Mincher, L OBP: 0.343, SLG: 0.502 (1, 3)		BB 1B BB		F8		1-2 2-H 1B				K	3	0	1	1	1	1	0
Joe Nossek, R OBP: 0.260, SLG: 0.317 (1, 8)		F3				SH1-4 2B		L7		K	4	0	1	0	0	1	4
Jerry Kindall, R OBP: 0.274, SLG: 0.292 (1, 4)										K	1	0	0	0	0	0	2
Cesar Tovar, R OBP: 0.286, SLG: 0.211 (7, PH)		6-3				SH1-4		F3			1	0	0	0	0	0	0
Frank Quilici, R OBP: 0.259, SLG: 0.257 (8, 4)						2-3				BB	0	0	0	0	1	0	0
Camilo Pascual, R OBP: 0.228, SLG: 0.327 (1, 1)										F7	3	0	0	0	0	1	1
Tony Oliva, L OBP: 0.371, SLG: 0.489 (9, PH)						5-3		6-3			1	0	0	0	0	0	1
Jim Merritt, L OBP: 0.208, SLG: 0.136 (10, 1)											0	0	0	0	0	0	0

Inning Stats	R: 0	H: 0	E: 0	K: 1	S: 5	P: 5	R: 0	H: 1	E: 0	K: 1	S: 6	P: 10	R: 0	H: 1	E: 0	K: 1	S: 6	R: 0	H: 0	E: 0	K: 0	S: 3	P: 3	R: 1	H: 1	E: 0	K: 1	S: 6	R: 0	H: 0	E: 0	K: 0	S: 3	R: 0	H: 1	E: 0	K: 0	S: 4	R: 0	H: 0	E: 0	K: 2	S: 7	R: 0	H: 0	E: 0	K: 0	S: 3	R: 0	H: 0	E: 0	K: 0	S: 3	1B: 4	SF: 0	2B: 1	SAC: 2	3B: 0	DP: 0	HR: 0	HBP: 0	WP: 0	PA: 40
PITCHER	IP	WLS	BF	H	R	ER	SO	BB	IBB	HBP	BLK	WP	HR	S	P	ERA	WHIP																																														
Pete Richert, L ERA: 2.56 (1, 1)	9.0	W	36	5	1	1	7	4	0	0	0	0	0	46	62	1.00	1.000																																														
Steve Ridzik, R ERA: 3.94 (10, 1)	0.1		2	0	0	0	0	1	0	0	0	0	0	1	5	0.00	3.000																																														
Mike McCormick, L ERA: 3.26 (10, 1)	0.1		1	0	0	0	0	0	0	0	0	0	0	1	1	0.00	0.000																																														
Ron Kline, R ERA: 2.31 (10, 1)	0.1	S	1	0	0	0	0	0	0	0	0	0	0	1	1	0.00	0.000																																														

Washington Senators @ Minnesota Twins
 Metropolitan Stadium, Bloomington, MI
 Fri Sep 17 1965, 8:05 PM EDT
 Att. 16,315 - Unknown - 52 F

livebaseballscores.com

AB	33
R	1
H	5
RBI	1
BB	5
SO	7
LOB	14



Batter	1	2	3	4	5	6	7	8	9	AB R H RBI BB SO LOB												
Fred Valentine, S (1, 8) OBP: 0.280, SLG: 0.182	0-0 L9		0-3 K	0-0 FC6-4		0-0 P5		0-0 G4-6-3		5 0 0 0 0 1 4												
Ken Hamlin, R (1, 4) OBP: 0.335, SLG: 0.373	0-0 1B		0-0 1-4-3		4-0 2B	0-0 F3		0-0 1-3		4 2 1 0 1 0 2												
Woodie Held, R (1, 9) OBP: 0.350, SLG: 0.465	4-0 1B		4-0 BB		0-0 E		4-0 SH1-4		0-0 F3	2 0 1 1 3 0 0												
Frank Howard, R (1, 7) OBP: 0.363, SLG: 0.494	0-0 1B		4-0 BB		0-3 K		0-0 SH1-4		0-0 FC5-4	4 0 3 1 1 1 1												
Ken McMullen, R (1, 5) OBP: 0.330, SLG: 0.422	0-0 L8		4-0 FC5-4		0-0 E6		0-0 SH1-4		0-0 FC5-4	3 0 0 0 1 0 4												
Dick Nen, L (1, 3) OBP: 0.317, SLG: 0.365	0-3 K		0-0 FC5-4		0-0 F7		0-0 P6		0-0 F5	3 0 0 0 0 1 7												
Brant Alyea, R (7, PH) OBP: 0.200, SLG: 0.800										2 0 0 0 0 0 3												
Paul Casanova, R (1, 2)		0-0 L5		4-0 FC6-4		0-0 G3		0-3 K		1 0 0 0 1 0 0												
Jim King, L (5, PH) OBP: 0.330, SLG: 0.413										1 0 0 0 0 0 2												
Jim French, L (5, 2) OBP: 0.467, SLG: 0.385										0 0 0 0 0 0 0												
Don Lock, R (7, PH) OBP: 0.326, SLG: 0.392										1 0 0 0 0 1 2												
Mike Brumley, L (7, 2) OBP: 0.275, SLG: 0.266										0 0 0 0 0 0 0												
Ed Brinkman, R (1, 6) OBP: 0.253, SLG: 0.251		0-0 G6-3		0-3 K		0-0 F2		0-0 G4-6-3		4 0 2 0 0 1 1												
Phil Ortega, R (1, 1) OBP: 0.100, SLG: 0.100										1 0 0 0 0 0 1												
Howie Kuylenstierna, R (1, 1) OBP: 0.100, SLG: 0.100										0 0 0 0 0 0 0												
Don Zimmer, R (1, 1) OBP: 0.100, SLG: 0.100										1 0 0 0 0 0 0												
Bennie Daniels, L (1, 1) OBP: 0.100, SLG: 0.100										0 0 0 0 0 0 0												
Bob Chappell, L (1, 1) OBP: 0.100, SLG: 0.100										1 0 0 0 0 0 0												
Steve Roberts, L (1, 1) OBP: 0.100, SLG: 0.100										0 0 0 0 0 0 0												
Marshall Bridges, S (1, 1) OBP: 0.100, SLG: 0.100										0 0 0 0 0 0 0												
Willie Kirkland, L (1, 1) OBP: 0.100, SLG: 0.100										1 0 0 0 0 0 0												
Steve Riddick, R (1, 1) OBP: 0.100, SLG: 0.100										0 0 0 0 0 0 0												
Inning Stats	R: 1 E: 0 K: 1 S: 7	H: 2 LOB: 2 BB: 1 P: 11	R: 0 E: 0 K: 0 S: 3	H: 1 LOB: 0 BB: 0 P: 3	R: 0 E: 0 K: 1 S: 5	H: 0 LOB: 3 BB: 3 P: 17	R: 0 E: 0 K: 1 S: 5	H: 0 LOB: 1 BB: 1 P: 9	R: 1 E: 0 K: 1 S: 7	H: 1 LOB: 2 BB: 1 P: 11	R: 0 E: 0 K: 0 S: 4	H: 1 LOB: 1 BB: 0 P: 4	R: 0 E: 0 K: 1 S: 6	H: 1 LOB: 2 BB: 1 P: 10	R: 0 E: 0 K: 0 S: 4	H: 2 LOB: 1 BB: 0 P: 4	R: 0 E: 0 K: 0 S: 4	H: 1 LOB: 1 BB: 0 P: 4	1B: 8 2B: 1 3B: 0 HR: 0	SF: 0 SAC: 1 DP: 2 HBP: 0	WP: 0 PB: 0 SB: 1 CS: 0	PA: 42
PITCHER	IP WLS BF H R ER SO BB IBB HBP BLK WP HR S P ERA WHIP																					
Jim Kaat, L (1, 1) ERA: 2.89	4.0		21	4	2	2	3	6	0	0	0	0	0	0	21	45	4.50	2.500				
Dave Boswell, R (5, 1) ERA: 3.35	2.1		11	2	0	0	1	1	0	0	0	0	0	12	16	0.00	1.286					
Bill Pleis, L (7, 1) ERA: 3.08	0.1		1	0	0	0	0	0	0	0	0	0	0	1	1	0.00	0.000					
Johnny Klippstein, R (7, 1) ERA: 2.32	2.1	W	9	3	0	0	1	0	0	0	0	0	0	11	11	0.00	1.286					

Washington Senators @ Minnesota Twins
Metropolitan Stadium, Bloomington, MI

Sat Sep 18 1965, 4:33 AM EDT
Att. 11,256 - Unknown - 56 F

AB	34
R	2
H	9
RBI	2
BB	7
SO	5
LOB	28



Batter	1	2	3	4	5	6	7	8	9	AB R H RBI BB SO LOB	TOP											
Fred Valentine, S (1, 8) OBP: 0.241, SLG: 0.154	0-0 L9		0-0 E7		0-3 K		0-0 F3			4 0 0 0 0 1 3												
Ken Hamlin, R (1, 4) Don Blasingame, L (6, 4) OBP: 0.335, SLG: 0.372 OBP: 0.279, SLG: 0.294	0-0 G4-6-3 1B		0-0 F9		0-0 P5			0-0 1B G6-4-3 1B		3 0 1 0 0 0 3 1 1 1 0 0 0 0												
Jim King, L (1, 9) OBP: 0.332, SLG: 0.419	0-0 G4-6-3 1-2f			0-0 4-3		0-0 4-3 2B		0-0 1-3 1B G6-4-3		4 0 2 0 0 0 1												
Frank Howard, R (1, 7) OBP: 0.361, SLG: 0.490		0-0 L7		0-0 F9		0-0 1-3		0-0 G6-4-3 1-2f 3-H		4 0 0 0 0 0 2												
Dick Nen, L (1, 3) OBP: 0.320, SLG: 0.368		0-0 1B 1B		0-0 1B		0-0 4-3 2-3		0-0 G3		4 0 2 0 0 0 1												
Ken McMullen, R (1, 5) OBP: 0.329, SLG: 0.421		0-0 1-3 1B		0-0 4-3		0-0 6-3		0-0 F5		4 0 1 0 0 0 2												
Jim French, L (1, 2) OBP: 0.474, SLG: 0.412		0-0 G3			0-0 BB 1B		0-0 1B	0-0 4-3		4 0 2 0 0 0 1												
Ed Brinkman, R (1, 6) OBP: 0.251, SLG: 0.248			0-0 6-3		0-0 F8		0-0 F9	0-0 6-3		4 0 0 0 0 0 2												
Frank Kreutzer, R (1, 1) OBP: 0.091, SLG: 0.190 Howie Koplitz, R (4, 1) OBP: 0.129, SLG: 0.100 Bob Chance, L (5, PH) OBP: 0.269, SLG: 0.355 Pete Richert, L (5, PR) OBP: 0.213, SLG: 0.172 Buster Narum, R (5, 1) OBP: 0.084, SLG: 0.089 Joe Cunningham, L (7, PH) OBP: 0.377, SLG: 0.330 Phil Ortega, R (7, 1) OBP: 0.523, SLG: 0.245			0-3 K		4-0 BB 1-2 BB		0-3 K			1 0 0 0 0 0 1 0 0 0 0 0 0 0 0 0 0 0 0 0 0 1 0 0 0 0 0 0 0 0 0 0 0 0 0 0 0 0 0 0 1 0 0 0 0 0 1 1 0 0 0 0 0 0 0 0												
Inning Stats	R: 0 E: 0 K: 0 S: 3	H: 1 LOB: 0 BB: 0 P: 3	R: 0 E: 0 K: 0 S: 4	H: 2 LOB: 1 BB: 0 P: 4	R: 0 E: 1 K: 1 S: 6	H: 0 LOB: 1 BB: 0 P: 6	R: 0 E: 0 K: 0 S: 4	H: 1 LOB: 1 BB: 0 P: 4	R: 0 E: 0 K: 1 S: 6	H: 1 LOB: 2 BB: 1 P: 10	R: 0 E: 0 K: 0 S: 4	H: 1 LOB: 1 BB: 0 P: 4	R: 0 E: 0 K: 1 S: 6	H: 1 LOB: 1 BB: 0 P: 6	R: 1 E: 0 K: 0 S: 4	H: 2 LOB: 0 BB: 0 P: 4	R: 0 E: 0 K: 0 S: 3	H: 0 LOB: 0 BB: 0 P: 3	1B: 8 2B: 1 3B: 0 HR: 0	SF: 0 SAC: 0 DP: 2 HBP: 0	WP: 0 PB: 0 SB: 0 CS: 0	PA: 35
PITCHER Jim Perry, R (1, 1) ERA: 2.57	IP 9.0	WLS W	BF 35	H 9	R 1	ER 1	SO 3	BB 1	IBB 0	HBP 0	BLK 0	WP 0	HR 0	S 40	P 44	ERA 1.00	WHIP 1.111					

Washington Senators @ Minnesota Twins
Metropolitan Stadium, Bloomington, MI
Sun Sep 19 1965, 4:33 AM EDT
Att. 11,626 - Unknown - 50 F

livebaseballscorecards.com

AB	34
R	1
H	9
RBI	0
BB	1
SO	3
LOB	16



Batter	1	2	3	4	5	6	7	8	9
Zoilo Versalles, R OBP: 0.317, SLG: 0.450 (1, 6)	0-0 6-3	0-0 F8		0-0 1B		0-0 G6-4-3 1B		0-0 FC5 1B	
Joe Nossek, R OBP: 0.258, SLG: 0.320 (1, 8)	0-0 FC5 2B		0-0 5-3	0-0 P6		0-0 G6-4-3		0-0 FC5	
Andy Kosco, R OBP: 0.205, SLG: 0.310 (1, 9)	0-0 FC5 1B 2B		0-0 P4	0-0 F8			0-0 6-3	0-0 F7	
Earl Battey, R OBP: 0.378, SLG: 0.419 (1, 2)	0-0 2B 1B		0-0 L8		0-0 6-3		0-0 6-3		
Bob Allison, R OBP: 0.350, SLG: 0.447 (1, 7)	0-0 1B 2B			4-0 1B WP FC6 BB	0-0 6-3 1B		0-0 6-3		
Don Mincher, L OBP: 0.347, SLG: 0.498 (1, 3)	0-0 1B			4-0 FC6 1B 2B BB	0-0 6-3		4-0 FC2-5 1B BB		
Rich Rollins, R OBP: 0.311, SLG: 0.338 (1, 5)	0-0 F8			0-0 FC6 1B	0-0 6-3		0-0 BB FC2-5 1B 1B		
Frank Quilici, R OBP: 0.274, SLG: 0.254 (1, 4)		0-0 F9		0-0 FC6 2B		4-0 1B BB	0-0 FC2-5 1B BB		
Jim Perry, S OBP: 0.185, SLG: 0.212 (1, 1)		0-0 P3		0-0 1B 2B		0-0 P5	4-0 FC5 1B BB		

Inning Stats	R: 3	H: 4	E: 0	LOB: 1	K: 0	BB: 0	S: 7	P: 7
	R: 0	H: 0	E: 0	LOB: 0	K: 0	BB: 0	S: 3	P: 3
	R: 0	H: 0	E: 0	LOB: 0	K: 0	BB: 0	S: 3	P: 3
	R: 3	H: 3	E: 0	LOB: 2	K: 0	BB: 2	S: 6	P: 14
	R: 0	H: 1	E: 0	LOB: 1	K: 0	BB: 0	S: 4	P: 4
	R: 0	H: 1	E: 0	LOB: 1	K: 0	BB: 1	S: 3	P: 7
	R: 0	H: 0	E: 0	LOB: 0	K: 0	BB: 0	S: 3	P: 3
	R: 2	H: 2	E: 0	LOB: 2	K: 0	BB: 2	S: 5	P: 13
	R: 3	H: 2	E: 0	LOB: 1	K: 0	BB: 2	S: 5	P: 13
	R: 0	H: 0	E: 0	LOB: 0	K: 0	BB: 0	S: 3	P: 3

PITCHER	IP	WLS	BF	H	R	ER	SO	BB	IBB	HBP	BLK	WP	HR	S	P	ERA	WHIP
Frank Kreuzer, L ERA: 4.35 (1, 1)	3.0	L	16	5	6	6	0	2	0	0	0	1	0	14	22	18.00	2.333
Howie Koplitz, R ERA: 4.19 (4, 1)	1.0		5	2	0	0	0	0	0	0	0	0	0	5	5	0.00	2.000
Buster Narum, R ERA: 4.38 (5, 1)	2.0		8	2	0	0	0	1	0	0	0	0	0	7	11	0.00	1.500
Phil Ortega, R ERA: 4.95 (7, 1)	2.0		10	2	2	2	0	2	0	0	0	0	0	8	16	9.00	2.000

BOTTOM

Washington Senators @ Minnesota Twins
Metropolitan Stadium, Bloomington, MI


Sun Sep 19 1965, 4:33 AM EDT
Att. 11,626 - Unknown - 50 F

AB	R	H	RBI	BB	SO	LOB
5	0	3	2	0	0	0
5	0	1	0	0	0	6
5	1	0	0	0	0	5
4	1	1	0	0	0	0
3	2	2	2	1	0	0
2	1	1	1	2	0	1
4	1	2	0	0	0	2
3	2	0	1	1	0	4
3	0	1	2	1	0	1

AB	34
R	8
H	11
RBI	8
BB	5
SO	0
LOB	19

WP	1	PA	39
PB	0		
SB	1		
CS	0		

livebaseballscores.com



Batter	1	2	3	4	5	6	7	8	9	AB R H RBI BB SO LOB	TOP	
Don Blasingame, L (1, 4) OBP: 0.283, SLG: 0.297	4-0 HR BB		0-0 6-3		0-0 1B		0-0 F5		0-0 FC4-6 1B	4 1 2 0 1 0 0		
Ken McMullen, R (1, 5) OBP: 0.328, SLG: 0.419	0-3 K		0-0 BB 1B		0-0 F9		0-0 F8	0-0 FC4-6 1-2f	5 0 1 0 0 1 3			
Jim King, L (1, 9) OBP: 0.337, SLG: 0.430	0-0 1-H HR		4-0 1-2 BB		0-3 K		4-0 1B BB BB	0-0 1B BB BB	3 2 1 2 2 1 2			
Frank Howard, R (1, 7) Fred Valentine, S (8, PR) OBP: 0.362, SLG: 0.490 OBP: 0.241, SLG: 0.154	0-3 K		0-3 K		0-0 G6-4-3 1B		0-0 BB 1B 1B	0-0 BB 1B 1B	4 0 2 0 0 2 2 0 0 0 0 0 0 0			
Dick Nen, L (1, 3) OBP: 0.319, SLG: 0.366	0-0 F4			0-0 1-3		0-0 F9		0-0 1-2 2-3 BB 1B	4 0 1 0 0 0 1			
Don Lock, R (1, 8) OBP: 0.324, SLG: 0.387		0-0 1-3		0-0 F4		0-0 G6-4-3 1-2f		0-3 K	4 0 0 0 0 1 4			
Jim French, L (1, 2) OBP: 0.478, SLG: 0.550		0-0 4-3		0-3 K			0-0 HR	4-0 1-2 2-3 3-H BB	3 1 1 2 1 1 0			
Ed Brinkman, R (1, 6) OBP: 0.248, SLG: 0.246		0-3 K		0-0 1-3			0-3 K	0-0 F8	4 0 0 0 0 2 4			
Jim Duckworth, R (1, 1) Frank Kreuzer, R (8, 1) Ron Kline, R (8, 1)			0-3 K		0-0 5-3		0-3 K	0-0 L6-3	3 0 0 0 0 2 0 0 0 0 0 0 0 0 1 0 0 0 0 0 0			
Inning Stats	R: 2 H: 1 E: 0 LOB: 0 K: 2 BB: 1 S: 8 P: 12	R: 0 H: 0 E: 0 LOB: 0 K: 1 BB: 0 S: 5 P: 5	R: 0 H: 1 E: 0 LOB: 2 K: 2 BB: 1 S: 8 P: 12	R: 0 H: 0 E: 0 LOB: 1 K: 1 BB: 0 S: 6 P: 6	R: 0 H: 1 E: 0 LOB: 1 K: 1 BB: 0 S: 6 P: 6	R: 0 H: 1 E: 0 LOB: 0 K: 0 BB: 0 S: 3 P: 3	R: 1 H: 1 E: 0 LOB: 0 K: 2 BB: 0 S: 8 P: 8	R: 1 H: 2 E: 0 LOB: 3 K: 1 BB: 2 S: 7 P: 15	R: 0 H: 1 E: 0 LOB: 1 K: 0 BB: 0 S: 4 P: 4	1B: 6 SF: 0 2B: 0 SAC: 0 3B: 0 DP: 1 HR: 2 HBP: 0	WP: 0 PA: 39 PB: 1 SB: 0 CS: 0	
PITCHER	IP WLS BF H R ER SO BB IBB HBP BLK WP HR S P ERA WHIP											
Rollie Sheldon, R (1, 1) ERA: 4.07	6.0 L 24 4 2 2 7 2 0 0 0 0 0 1 36 44 3.00 1.000											
Jim Dickson, R (7, 1) ERA: 3.51	1.1 7 2 2 2 2 1 0 0 0 0 0 1 10 14 13.50 2.250											
Don Mossi, L (8, 1) ERA: 3.55	0.2 4 1 0 0 1 1 0 0 0 0 0 0 5 9 0.00 3.000											
Jack Aker, R (9, 1) ERA: 3.43	1.0 4 1 0 0 0 0 0 0 0 0 0 0 4 4 0.00 1.000											

Washington Senators @ Kansas City Athletics
Municipal Stadium, Kansas City, MO
Tue Sep 21 1965, 8:05 PM EDT
Att. 1,600 - Unknown

livebaseballscorecards.com

AB	35
R	4
H	8
RBI	4
BB	4
SO	10
LOB	16



Batter	1	2	3	4	5	6	7	8	9	AB R H RBI BB SO LOB	TOP																
Don Blasingame, L (1, 4) OBP: 0.287, SLG: 0.297	0-0 F7		0-0 4-3		0-0 1B WP 1B		4-0 1-2 HR BB	4-0 BB		3 2 1 0 2 0 0	Washington Senators @ Kansas City Athletics Municipal Stadium, Kansas City, MO Wed Sep 22 1965, 8:05 PM EDT Att. 1,731 - Unknown																
Ken McMullen, R (1, 5) OBP: 0.329, SLG: 0.422	0-0 3-1 3B		0-0 6-3		0-0 1-3 WP HBP 1B		0-3 K	0-0 F4		5 1 2 0 0 1 5																	
Jim King, L (1, 9) OBP: 0.338, SLG: 0.439	0-0 3-1			0-3 K	1-0 1-2 WP HBP		0-0 1-H 2-H HR		0-3 K	4 1 1 4 0 2 0																	
Frank Howard, R (1, 7) OBP: 0.359, SLG: 0.486 Steve Ridzik, R (7, 1) OBP: 0.167, SLG: 0.278	0-0 F9			0-0 4-3	0-0 6-3		0-0 4-3		0-0 F7	4 0 0 0 0 0 3 1 0 0 0 0 0 0																	
Dick Nen, L (1, 3) OBP: 0.317, SLG: 0.359		0-3 K		0-0 4-1		0-0 F3		4-0 FC1-4 BB	0-3 K	4 0 0 0 1 2 0																	
Don Lock, R (1, 8) OBP: 0.325, SLG: 0.394		0-0 2B			0-0 1-3 HR 2B	0-0 L3		0-0 1B FC1-4 FC4-6		4 2 2 0 0 0 1																	
Jim French, L (1, 2) OBP: 0.444, SLG: 0.500		0-0 F4			0-0 1-3	0-0 3-1		0-0 1-3 FC4-6 1B		4 0 1 0 0 0 2																	
Ed Brinkman, R (1, 6) OBP: 0.248, SLG: 0.253		0-0 F8			0-0 3-H HR		0-0 4-3	0-0 FC4-6 E 1-2f 3-H		4 1 1 3 0 0 2																	
Pete Richert, L (1, 1) OBP: 0.206, SLG: 0.167 Bob Chance, L (7, PH) OBP: 0.307, SLG: 0.353 Paul Casanova, R (7, PR) Fred Valentine, S (7, 7) OBP: 0.267, SLG: 0.185			0-0 F4		0-3 K		0-3 K BB HR	0-0 E9 1B		2 0 0 0 0 1 0 1 0 0 0 0 1 0 0 1 0 0 0 0 0 1 0 1 0 0 0 0																	
Inning Stats	R: 1 E: 0 K: 0 S: 4	H: 1 LOB: 0 BB: 0 P: 4	R: 0 E: 0 K: 1 S: 6	H: 1 LOB: 1 BB: 0 P: 6	R: 0 E: 0 K: 0 S: 3	H: 0 LOB: 0 BB: 0 P: 3	R: 0 E: 0 K: 1 S: 5	H: 0 LOB: 0 BB: 0 P: 5	R: 3 E: 0 K: 1 S: 9	H: 4 LOB: 2 BB: 0 P: 10		R: 0 E: 0 K: 0 S: 3	H: 0 LOB: 0 BB: 0 P: 3	R: 3 E: 0 K: 2 S: 9	H: 1 LOB: 1 BB: 1 P: 13	R: 1 E: 1 K: 0 S: 5	H: 2 LOB: 3 BB: 2 P: 13	R: 0 E: 0 K: 2 S: 7	H: 0 LOB: 0 BB: 0 P: 7	1B: 4 2B: 2 3B: 1 HR: 2	SF: 0 SAC: 0 DP: 0 HBP: 1	WP: 2 PB: 0 SB: 0 CS: 0	PA: 41				
PITCHER	IP WLS BF H R ER SO BB IBB HBP BLK WP HR S P ERA WHIP											PITCHER	IP WLS BF H R ER SO BB IBB HBP BLK WP HR S P ERA WHIP														
Ron Tompkins, R (1, 1) ERA: 2.57 Paul Lindblad, L (4, 1) ERA: 9.0 Wes Stock, R (6, 1) ERA: 5.16 Aurelio Monteagudo, R (7, 1) ERA: 6.75 Blue Moon Odom, R (8, 1) ERA: 9.0	3.0		11	2	1	1	1	0	0	0	0	0	0	13	13	3.00	0.667										
Dick Joyce, L (9, 1) ERA: 3.0	1.0		3	0	0	0	2	0	0	0	0	0	0	5	13	9.00	4.000										

livebaseballscorecards.com

AB 37
R 8
H 9
RBI 7
BB 3
SO 7
LOB 13




BOTTOM

Washington Senators @ Kansas City Athletics
Municipal Stadium, Kansas City, MO
Wed Sep 22 1965, 8:05 PM EDT
Att. 1,731 - Unknown

livebaseballscorecards.com

AB 30
R 2
H 5
RBI 2
BB 4
SO 6
LOB 15



WP: 0 PA: 36
PB: 0
SB: 1
CS: 1

AB R H RBI BB SO LOB

4 0 0 0 0 1 5

4 0 0 0 0 0 0

4 0 0 0 0 2 0

2 1 0 0 2 0 0

2 1 1 2 1 0 1

3 0 1 0 1 0 1

3 0 1 0 0 0 2

4 0 1 0 0 2 3

0 0 0 0 0 0 0
1 0 0 0 0 0 1
0 0 0 0 0 0 0
1 0 0 0 0 0 2
0 0 0 0 0 0 0
0 0 0 0 0 0 0
1 0 0 1 0 0 0
0 0 0 0 0 0 0
0 0 0 0 0 0 0
1 0 0 0 0 0 0
1 0 0 0 0 0 1

1B: 3 SF: 1
2B: 1 SAC: 0
3B: 0 DP: 0
HR: 1 HBP: 1

Batter	1	2	3	4	5	6	7	8	9
Dick Green, R (1, 4) OBP: 0.306, SLG: 0.359	0-3 K ①		0-0 5-3 ③		0-0 F9 ③		0-0 F3 ③		
Wayne Causey, L (1, 6) OBP: 0.341, SLG: 0.343	0-0 1-3 ②			0-0 L7 ①		0-0 F8 ①		0-0 L7 ①	
Jim Landis, R (1, 8) OBP: 0.353, SLG: 0.319	0-0 F4 ③			0-3 K ②		0-3 K ②		0-0 F3 ②	
Ed Charles, R (1, 5) OBP: 0.333, SLG: 0.396		4-0 SF7 BB		0-0 F3 ③		0-0 2-3 ③		4-0 BB	
Ken Harrelson, R (1, 3) OBP: 0.331, SLG: 0.446		0-0 SF7 1-H			0-0 HR		4-0 1B HBP BB	0-0 4-3 ③	
Tommie Reynolds, R (1, 7) OBP: 0.335, SLG: 0.327		0-0 CS 1B			4-0 1B BB		0-0 F7 ①		0-0 F8 ①
Mike Hershberger, R (1, 9) OBP: 0.299, SLG: 0.322		0-0 F7 1-2			0-0 F9		1-0 1B HBP		0-0 2B
Rene Lachemann, R (1, 2) OBP: 0.260, SLG: 0.387			0-3 K ①		0-0 FC6-4 1B		0-0 F5 ②		0-3 K ②
Ron Tompkins, R (1, 1) Randy Schwartz, L (1, 1) Paul Lindblad, L (1, 1) Santiago Romo, L (1, 1) Wes Stock, R (1, 1) Aurelio Montegudo, R (1, 1) Jose Tartabull, L (1, 1) Blue Moon Odum, R (1, 1) Dick Joyce, L (1, 1) Larry Stahl, L (1, 1)			0-3 K ②		0-0 FC6-4 1-2		0-0 1B 1-2 2-3		0-0 F5 ③

Inning Stats	R: 0	H: 0	E: 0	K: 1	S: 5	LOB: 0	BB: 0	P: 5	R: 1	H: 1	E: 0	K: 0	S: 3	LOB: 0	BB: 1	P: 7	R: 0	H: 0	E: 0	K: 2	S: 7	LOB: 0	BB: 0	P: 7	R: 0	H: 0	E: 0	K: 1	S: 5	LOB: 0	BB: 0	P: 5	R: 1	H: 2	E: 0	K: 0	S: 5	LOB: 2	BB: 1	P: 9	R: 0	H: 0	E: 0	K: 1	S: 5	LOB: 0	BB: 0	P: 5	R: 0	H: 1	E: 0	K: 0	S: 4	LOB: 3	BB: 1	P: 9	R: 0	H: 0	E: 0	K: 0	S: 3	LOB: 1	BB: 1	P: 7	R: 0	H: 1	E: 0	K: 1	S: 6	LOB: 1	BB: 0	P: 6	1B: 3	SF: 1	2B: 1	SAC: 0	3B: 0	DP: 0	HR: 1	HBP: 1	WP: 0	PA: 36
--------------	------	------	------	------	------	--------	-------	------	------	------	------	------	------	--------	-------	------	------	------	------	------	------	--------	-------	------	------	------	------	------	------	--------	-------	------	------	------	------	------	------	--------	-------	------	------	------	------	------	------	--------	-------	------	------	------	------	------	------	--------	-------	------	------	------	------	------	------	--------	-------	------	------	------	------	------	------	--------	-------	------	-------	-------	-------	--------	-------	-------	-------	--------	-------	--------

PITCHER	IP	WLS	BF	H	R	ER	SO	BB	IBB	HBP	BLK	WP	HR	S	P	ERA	WHIP
Pete Richert, L (1, 1) ERA: 2.58	6.0	W	22	3	2	2	5	2	0	0	0	0	1	30	38	3.00	0.833
Steve Ridzik, R (7, 1) ERA: 3.8	3.0	S	14	2	0	0	1	2	0	1	0	0	0	13	22	0.00	1.333

Batter	1	2	3	4	5	6	7	8	9	AB	R	H	RBI	BB	SO	LOB	TOP				
Don Blasingame, L (1, 4) <small>OBP: 0.288, SLG: 0.298</small> Don Zimmer, R (8, 4) <small>OBP: 0.287, SLG: 0.255</small>	0-0 BB HR 1B	0-0 E3			0-0 F3		0-3 K	0-0 1-2 2-3 1B		5	1	2	0	0	1	1					
Ken McMullen, R (1, 5) <small>OBP: 0.329, SLG: 0.420</small>	0-3 K	0-0 1-3			4-0 BB		4-0 1B BB	0-0 F9		3	0	0	0	2	1	5					
Bob Chance, L (1, 9) <small>OBP: 0.308, SLG: 0.349</small> Fred Valentine, S (7, PH) <small>OBP: 0.313, SLG: 0.214</small>	4-0 1-2 HR BB		0-0 4-3		0-0 L6		0-0 1-2 3-H FC6-4 1B		4-0 BB SH5-4 3-1 BB	2	1	0	0	1	0	1					
Frank Howard, R (1, 7) <small>OBP: 0.358, SLG: 0.483</small> Woodie Held, R (7, 7) <small>OBP: 0.350, SLG: 0.465</small>	4-0 1-2 2-3 HR BB		0-3 K		0-0 5-3		0-0 1-2f FC6-4		0-0 SH5-4	3	1	0	0	1	1	3					
Dick Nen, L (1, 3) <small>OBP: 0.318, SLG: 0.371</small>	0-0 1-H 2-H 3-H HR		0-0 G3		0-0 F7		0-0 F7		0-0 L4	4	1	1	4	1	0	0					
Don Lock, R (1, 8) <small>OBP: 0.326, SLG: 0.392</small>	0-3 K			0-0 F7		0-0 4-3		0-0 BB 1B	4-0 1-2 2-3 3-1 BB	4	1	1	0	1	1	0					
Jim French, L (1, 2) <small>OBP: 0.438, SLG: 0.444</small>	0-0 L7			4-0 5-3 BB		0-0 F2		4-0 1B 1B BB	0-0 3-1	3	0	0	1	2	0	2					
Ed Brinkman, R (1, 6) <small>OBP: 0.250, SLG: 0.255</small>		0-0 F9		0-0 5-3		0-0 SH1-4 1B 2B		0-0 L4	4-0 IBB	4	1	1	0	1	0	3					
Mike McCormick, L (1, 1) <small>OBP: 0.191, SLG: 0.073</small> Buster Narum, R (5, 1) <small>OBP: 0.083, SLG: 0.109</small> Ron Kline, R (8, 1) <small>OBP: 0.143, SLG: 0.429</small> Marshall Bridges, S (9, 1)		0-3 K		0-0 4-3		0-0 SH1-4		0-0 1-2 2-H 1B	0-0 L9	2	0	0	0	0	1	1					
Inning Stats	R: 4 E: 0 K: 2 S: 9	H: 2 LOB: 0 BB: 2 P: 17	R: 0 E: 1 K: 1 S: 6	H: 0 LOB: 1 BB: 0 P: 6	R: 0 E: 0 K: 1 S: 5	H: 0 LOB: 0 BB: 0 P: 5	R: 0 E: 0 K: 0 S: 3	H: 0 LOB: 1 BB: 1 P: 7	R: 0 E: 0 K: 0 S: 3	H: 0 LOB: 0 BB: 0 P: 3	R: 1 E: 0 K: 1 S: 7	H: 2 LOB: 2 BB: 1 P: 11	R: 1 E: 0 K: 0 S: 6	H: 3 LOB: 3 BB: 1 P: 10	R: 1 E: 0 K: 0 S: 3	H: 0 LOB: 3 BB: 4 P: 19	1B: 5 2B: 1 3B: 0 HR: 1	SF: 0 SAC: 2 DP: 0 HBP: 0	WP: 0 PB: 0 SB: 0 CS: 0	PA: 45	
PITCHER	IP WLS BF H R ER SO BB IBB HBP BLK WP HR S P ERA WHIP	IP WLS BF H R ER SO BB IBB HBP BLK WP HR S P ERA WHIP	IP WLS BF H R ER SO BB IBB HBP BLK WP HR S P ERA WHIP	IP WLS BF H R ER SO BB IBB HBP BLK WP HR S P ERA WHIP	IP WLS BF H R ER SO BB IBB HBP BLK WP HR S P ERA WHIP	IP WLS BF H R ER SO BB IBB HBP BLK WP HR S P ERA WHIP	IP WLS BF H R ER SO BB IBB HBP BLK WP HR S P ERA WHIP	IP WLS BF H R ER SO BB IBB HBP BLK WP HR S P ERA WHIP	IP WLS BF H R ER SO BB IBB HBP BLK WP HR S P ERA WHIP	IP WLS BF H R ER SO BB IBB HBP BLK WP HR S P ERA WHIP	IP WLS BF H R ER SO BB IBB HBP BLK WP HR S P ERA WHIP	IP WLS BF H R ER SO BB IBB HBP BLK WP HR S P ERA WHIP	IP WLS BF H R ER SO BB IBB HBP BLK WP HR S P ERA WHIP	IP WLS BF H R ER SO BB IBB HBP BLK WP HR S P ERA WHIP	IP WLS BF H R ER SO BB IBB HBP BLK WP HR S P ERA WHIP	IP WLS BF H R ER SO BB IBB HBP BLK WP HR S P ERA WHIP	IP WLS BF H R ER SO BB IBB HBP BLK WP HR S P ERA WHIP	IP WLS BF H R ER SO BB IBB HBP BLK WP HR S P ERA WHIP	IP WLS BF H R ER SO BB IBB HBP BLK WP HR S P ERA WHIP	IP WLS BF H R ER SO BB IBB HBP BLK WP HR S P ERA WHIP	
Fred Talbot, R (1, 1) <small>ERA: 3.95</small> Diego Segui, R (5, 1) <small>ERA: 4.58</small> John O'Donoghue, L (7, 1) <small>ERA: 3.71</small> Don Mossi, L (8, 1) <small>ERA: 3.53</small> Wes Stock, R (9, 1) <small>ERA: 5.24</small>	Jack Aker, R (9, 1) <small>ERA: 3.38</small>																				

Washington Senators @ Kansas City Athletics
Municipal Stadium, Kansas City, MO
Thu Sep 23 1965, 4:33 AM EDT
Att: 690 - Unknown

livebaseballscorecards.com

AB	33
R	7
H	7
RBI	7
BB	10
SO	5
LOB	19



Batter	1	2	3	4	5	6	7	8	9	AB	R	H	RBI	BB	SO	LOB
Dick Green, R (1, 4) OBP: 0.305, SLG: 0.358	0-0 BB 1B 1B	0-0 FC6-4 1-2f		0-3 K 1-2		0-0 SH1-4 1-2		0-0 FC5-4 2B 1B 1-2f		4	1	1	0	0	1	3
Wayne Causey, L (1, 6) OBP: 0.343, SLG: 0.347	0-0 BB 1-2 1B		0-0 FC6-4 1B	0-0 F6		0-0 F7		0-0 1B 2B		5	1	3	0	0	0	3
Jim Landis, R (1, 8) OBP: 0.354, SLG: 0.318	4-0 1-2 2-3 BB		0-0 F7		0-0 1-3	0-0 4-3		0-0 1B 2-H 3-H		4	0	1	2	1	0	3
Ed Charles, R (1, 5) OBP: 0.331, SLG: 0.394	0-0 F4		0-0 FC6-4 1-2f		0-0 2B 1B		0-0 F8	0-0 F8 3-H		5	1	1	0	0	0	5
Ken Harrelson, R (1, 3) OBP: 0.331, SLG: 0.448	0-3 K		0-3 K		0-0 1-H 2B		0-0 5-3		0-0 1B 3B 1B	5	1	2	1	0	2	4
Tommie Reynolds, R (1, 7) OBP: 0.339, SLG: 0.332	0-0 F9			0-0 2B 1B	0-0 1-3		0-0 1B		0-0 1-2 3B 1B	5	2	3	0	0	0	4
Mike Hershberger, R (1, 9) OBP: 0.300, SLG: 0.324		0-0 F2		0-0 1-H E 2B	0-0 BB BB	4-0 BB	0-0 F8		0-0 F2	4	1	1	1	1	0	3
Rene Lachemann, R (1, 2) OBP: 0.258, SLG: 0.383		0-0 F8		0-0 2-H E5	0-0 S	0-3 K		0-0 FC5-4 1B	0-0 1B 1-H 2-H 3B	2	0	0	0	0	0	0
Larry Stahl, L (5, PH) OBP: 0.243, SLG: 0.406										1	0	0	0	0	1	2
Billy Bryan, L (6, 2) OBP: 0.313, SLG: 0.443										2	1	2	2	0	0	0
Fred Talbot, R Jose Tartabull, L Diego Segui, R Bert Campanella, R Aurelio Montegudo, R John O'Donoghue, R Don Mossi, L Santiago Rosario, L Wes Strick, R Jack Akers, R Randy Schwartz, L		0-0 FC6-4 1B		0-0 S			1-0 SH1-4 HBP	0-0 F8	0-0 1B 3-H	1	0	1	0	0	0	0

Inning Stats	R: 0	H: 2	E: 0	LOB: 3	K: 1	P: 11	R: 0	H: 1	E: 0	LOB: 1	K: 0	P: 4	R: 0	H: 1	E: 0	LOB: 2	K: 1	P: 11	R: 0	H: 0	E: 0	LOB: 2	K: 0	P: 4	R: 0	H: 3	E: 0	LOB: 1	K: 0	P: 6	R: 3	H: 4	E: 0	LOB: 1	K: 0	P: 5	1B: 13	SF: 0	2B: 3	SAC: 1	3B: 1	DP: 0	HR: 0	HBP: 1	WP: 0	PA: 45
PITCHER	IP	WLS	BF	H	R	ER	SO	BB	IBB	HBP	BLK	WP	HR	S	P	ERA	WHIP																													
Mike McCormick, L (1, 1) ERA: 3.34	4.1		23	9	3	3	3	1	0	0	0	0	0	28	32	6.23	2.308																													
Buster Narum, R (5, 1) ERA: 4.4	3.1		16	4	2	2	1	1	0	1	0	0	0	16	21	5.40	1.500																													
Ron Kline, R (8, 1) ERA: 2.54	0.2	L	5	3	3	3	0	0	0	0	0	0	0	5	5	40.50	4.500																													
Marshall Bridges, L (9, 1) ERA: 2.72	0.0		1	1	0	0	0	0	0	0	0	0	0	1	1	∞	∞																													

BOTTOM

Washington Senators @ Kansas City Athletics
Municipal Stadium, Kansas City, MO

Thu Sep 23 1965, 4:33 AM EDT
Att. 690 - Unknown

livebaseballscorecards.com

AB	41
R	8
H	17
RBI	7
BB	2
SO	4
LOB	28



Minnesota Twins @ Washington Senators
 D.C. Stadium, Washington, DC
 Sat Sep 25 1965, 3:33 AM EDT
 Unknown

Batter	1	2	3	4	5	6	7	8	9	AB R H RBI BB SO LOB
Zoilo Versalles, R (1, 6) OBP: 0.317, SLG: 0.456	0-3 K2-3		0-0 G1 1B		0-0 1-H HR		0-0 2B 3B		0-0 FC1-6 1B	5 2 4 2 0 1 0
Joe Nossek, R (1, 8) OBP: 0.259, SLG: 0.318 Jimmie Hall, L (7, PH) OBP: 0.346, SLG: 0.470 (7, 8)	0-0 6-3		0-0 G1		0-0 L8		4-0 2B 1B BB		0-0 FC1-6	3 0 0 0 0 0 1 1 1 0 0 1 0 1
Tony Oliva, L (1, 9) OBP: 0.379, SLG: 0.494	4-0 BB BB		0-0 P6		4-0 FC5-4 BB		0-0 1B 2B		0-0 F9	3 1 1 1 2 0 2
Harmon Killebrew, R (1, 5) OBP: 0.392, SLG: 0.500	4-0 1-2 BB			0-0 F5	0-0 FC5-4		4-0 1B IBB		0-0 F7	3 0 0 0 2 0 2
Bob Allison, R (1, 7) OBP: 0.349, SLG: 0.442 Sandy Valdespino, L (7, PH) OBP: 0.311, SLG: 0.323 (7, 7)	0-3 K			4-0 1B BB		0-3 K	0-0 1B			2 0 0 0 1 2 2 1 0 1 2 0 0 0
Earl Battey, R (1, 2) OBP: 0.379, SLG: 0.414		4-0 G6-4-3 BB		0-0 1-3 1B		4-0 BB	0-0 6-3			2 0 1 0 2 0 1
Don Mincher, L (1, 3) OBP: 0.341, SLG: 0.506		0-0 F5		0-0 G4-6-3		0-0 F2		0-0 4-3		4 0 0 0 0 0 4
Frank Quilici, R (1, 4) OBP: 0.273, SLG: 0.258		0-0 G6-4-3			0-0 P3		0-3 K	0-0 5-3		4 0 0 0 0 1 2
Mudcat Grant, R (1, 1) OBP: 0.220, SLG: 0.237			0-0 F8		0-0 HR 1B		0-3 K	0-3 K		4 1 1 0 0 2 0


Inning Stats	R: 0 E: 0 K: 2 S: 7	H: 0 LOB: 2 BB: 2 P: 15	R: 0 E: 0 K: 0 S: 2	H: 0 LOB: 0 BB: 1 P: 6	R: 0 E: 0 K: 0 S: 4	H: 1 LOB: 1 BB: 0 P: 4	R: 0 E: 0 K: 0 S: 3	H: 1 LOB: 1 BB: 1 P: 7	R: 2 E: 0 K: 0 S: 5	H: 2 LOB: 1 BB: 1 P: 9	R: 0 E: 0 K: 2 S: 7	H: 0 LOB: 1 BB: 1 P: 11	R: 3 E: 0 K: 1 S: 7	H: 3 LOB: 1 BB: 2 P: 15	R: 0 E: 0 K: 1 S: 5	H: 0 LOB: 0 BB: 0 P: 5	R: 0 E: 0 K: 0 S: 4	H: 1 LOB: 1 BB: 0 P: 4	1B: 5 2B: 1 3B: 1 HR: 1	SF: 0 SAC: 0 DP: 2 HBP: 0	WP: 0 PB: 0 SB: 0 CS: 0	PA: 40
--------------	------------------------------	----------------------------------	------------------------------	---------------------------------	------------------------------	---------------------------------	------------------------------	---------------------------------	------------------------------	---------------------------------	------------------------------	----------------------------------	------------------------------	----------------------------------	------------------------------	---------------------------------	------------------------------	---------------------------------	----------------------------------	------------------------------------	----------------------------------	--------

PITCHER	IP	WLS	BF	H	R	ER	SO	BB	IBB	HBP	BLK	WP	HR	S	P	ERA	WHIP
Frank Kreuzer, L (1, 1) ERA: 4.32	4.2	L	21	4	2	2	2	5	0	0	0	0	1	20	40	3.86	1.929
Howie Kopplitz, R (5, 1) ERA: 4.17	0.1		1	0	0	0	0	0	0	0	0	0	0	1	1	0.00	0.000
Steve Ridzik, R (6, 1) ERA: 4.0	1.1		9	2	3	3	3	2	1	0	0	0	0	12	24	20.25	3.000
Buster Narum, R (7, 1) ERA: 4.36	1.2		5	1	0	0	1	0	0	0	0	0	0	7	7	0.00	0.600
Marshall Bridges, L (9, 1) ERA: 2.67	1.0		4	1	0	0	0	0	0	0	0	0	0	4	4	0.00	1.000

PITCHER	IP	WLS	BF	H	R	ER	SO	BB	IBB	HBP	BLK	WP	HR	S	P	ERA	WHIP

livebaseballscorecards.com

AB	32
R	5
H	8
RBI	5
BB	8
SO	6
LOB	15



Batter	1	2	3	4	5	6	7	8	9	AB R H RBI BB SO LOB
Don Blasingame, L (1, 4) OBP: 0.290, SLG: 0.301	4-0 BB G4-6-3		0-0 1-3 2B			0-0 L8			0-0 F8	3 0 1 0 1 0 0
Ken McMullen, R (1, 5) OBP: 0.327, SLG: 0.417	0-3 K		0-0 4-3			0-0 6-3			0-0 4-3	4 0 0 0 0 1 3
Willie Kirkland, L (1, 9) OBP: 0.271, SLG: 0.402	0-0 G4-6-3 1-2f				0-3 K	0-3 K			0-0 4-3	4 0 0 0 0 2 1
Frank Howard, R (1, 7) OBP: 0.356, SLG: 0.480		0-0 F7			0-0 6-3			0-3 K		3 0 0 0 0 1 0
Dick Nen, L (1, 3) OBP: 0.315, SLG: 0.366		0-3 K			0-0 G3			0-3 K		3 0 0 0 0 2 0
Don Lock, R (1, 8) OBP: 0.324, SLG: 0.389		0-0 F9			0-3 K			0-0 5-3		3 0 0 0 0 1 0
Jim French, L (1, 2) OBP: 0.429, SLG: 0.414			0-0 E4 FC4-6		4-0 BB			0-0 4-3		2 0 0 0 1 0 0
Ed Brinkman, R (1, 6) OBP: 0.248, SLG: 0.254			0-0 FC4-6 FC1-6 1-2f		0-0 P4			0-0 5-3		3 0 0 0 0 0 2
Frank Kreutzer, R (1, 1) OBP: 0.087, SLG: 0.182 Howie Koppitz, R (5, 1) OBP: 0.129, SLG: 0.100 Bob Chance, L (5, PH) OBP: 0.306, SLG: 0.347 Steve Rizoik, R (6, 1) OBP: 0.167, SLG: 0.278 Buster Narum, R (7, 1) OBP: 0.337, SLG: 0.437 Jim King, L (8, PH) OBP: 0.143, SLG: 0.429			0-0 FC1-6 2B 1-2f		0-0 6-3			0-0 G3		1 0 0 0 0 0 1 0 0 0 0 0 0 0 1 0 0 0 0 0 1 0 0 0 0 0 0 0 0 0 0 0 0 0 0 1 0 0 0 0 0 0 0 0 0 0 0 0 0

Inning Stats	R: 0 E: 0 K: 1 S: 4	H: 0 LOB: 0 BB: 1 P: 8	R: 0 E: 0 K: 1 S: 5	H: 0 LOB: 0 BB: 0 P: 5	R: 0 E: 1 K: 0 S: 5	H: 1 LOB: 2 BB: 0 P: 5	R: 0 E: 0 K: 1 S: 5	H: 0 LOB: 0 BB: 0 P: 5	R: 0 E: 0 K: 1 S: 5	H: 0 LOB: 1 BB: 1 P: 9	R: 0 E: 0 K: 1 S: 5	H: 0 LOB: 0 BB: 0 P: 5	R: 0 E: 0 K: 2 S: 7	H: 0 LOB: 0 BB: 0 P: 7	R: 0 E: 0 K: 0 S: 3	H: 0 LOB: 0 BB: 0 P: 3	R: 0 E: 0 K: 0 S: 3	H: 0 LOB: 0 BB: 0 P: 3	1B: 0 2B: 1 3B: 0 HR: 0	SF: 0 SAC: 0 DP: 1 HBP: 0
--------------	------------------------------	---------------------------------	------------------------------	---------------------------------	------------------------------	---------------------------------	------------------------------	---------------------------------	------------------------------	---------------------------------	------------------------------	---------------------------------	------------------------------	---------------------------------	------------------------------	---------------------------------	------------------------------	---------------------------------	----------------------------------	------------------------------------

PITCHER	IP	WLS	BF	H	R	ER	SO	BB	IBB	HBP	BLK	WP	HR	S	P	ERA	WHIP	PITCHER	IP	WLS	BF	H	R	ER	SO	BB	IBB	HBP	BLK	WP	HR	S	P	ERA	WHIP	
Mudcat Grant, R (1, 1) ERA: 3.25	9.0	W	30	1	0	0	7	2	0	0	0	0	0	42	50	0.00	0.333																			

BOTTOM

Minnesota Twins @ Washington Senators
D.C. Stadium, Washington, DC
Sat Sep 25 1965, 3:33 AM EDT
Unknown

livebaseballscorecards.com

AB	28
R	0
H	1
RBI	0
BB	2
SO	7
LOB	8



Batter	1	2	3	4	5	6	7	8	9	AB R H RBI BB SO LOB	TOP																	
Zoilo Versalles, R (1, 6) OBP: 0.316, SLG: 0.454 Jerry Kindall, R (4, 6) OBP: 0.273, SLG: 0.291 Rich Rollins, R (8, PH) OBP: 0.309, SLG: 0.333 (8, 4)	0-3 K		0-0 4-3			0-0 5-3		0-3 K	0-0 FC1-6 1B	2 0 0 0 0 1 0 1 0 0 0 0 0 0 2 0 0 0 0 1 1																		
Sandy Valdespino, L (1, 7) OBP: 0.316, SLG: 0.326	0-0 P4			0-0 G3		4-0 BB		0-0 2B 1B	0-0 FC5-4 1B	4 1 2 0 1 0 0																		
Tony Oliva, L (1, 9) OBP: 0.379, SLG: 0.493	0-0 WP 1B			0-0 1B SF9 1B		0-3 K		0-0 F8	0-0 P3	5 1 2 0 0 1 4																		
Harmon Killebrew, R (1, 5) OBP: 0.392, SLG: 0.497	0-3 K 1-2			0-0 1-3 1B		0-3 K		4-0 2B 1B BB	0-0 FC5-4 1-2f	4 1 1 0 1 2 4																		
Jimmie Hall, L (1, 8) OBP: 0.345, SLG: 0.468 Joe Nossek, R (8, PH) OBP: 0.263, SLG: 0.329 (8, 8)		0-3 K		0-0 SF9		0-0 G3		0-0 1B 2B		2 0 0 1 0 1 0 1 1 1 1 0 0 0																		
Don Mincher, L (1, 3) OBP: 0.343, SLG: 0.513		0-3 K		0-3 K		0-0 HR		4-0 1B IBB		3 1 1 1 1 2 1																		
Frank Quilici, R (1, 4) OBP: 0.280, SLG: 0.260 (8, 6)		0-3 K		0-3 K		4-0 1-3 BB		0-0 1-2 2-H 3-H 1B		3 0 1 2 1 2 0																		
Jerry Zimmerman, R (1, 2) OBP: 0.288, SLG: 0.250 Ted Uhlaender, L (7, PH) OBP: 0.211, SLG: 0.211 Earl Battey, R (7, 2) OBP: 0.378, SLG: 0.413			0-3 K		0-0 5-3		0-0 1-3	0-3 K		2 0 0 0 0 1 0 1 0 0 0 0 0 1 1 0 0 0 0 1 2																		
Camilo Pascual, R (1, 1) OBP: 0.217, SLG: 0.310 Rich Reese, L (7, PH) OBP: 0.429, SLG: 0.400 Jim Merritt, L (7, 1) OBP: 0.240, SLG: 0.136		0-3 K		0-0 F9		0-3 K			1-0 FC1-6 HBP	2 0 0 0 0 1 0 1 0 0 0 0 1 1 0 0 0 0 0 0 0																		
Inning Stats	R: 0 E: 0 K: 2 S: 8 H: 1 LOB: 1 BB: 0 P: 8	R: 0 E: 0 K: 3 S: 9 H: 0 LOB: 0 BB: 0 P: 9	R: 0 E: 0 K: 2 S: 7 H: 0 LOB: 0 BB: 0 P: 7	R: 1 E: 0 K: 1 S: 7 H: 2 LOB: 1 BB: 0 P: 7	R: 0 E: 0 K: 1 S: 5 H: 0 LOB: 0 BB: 0 P: 5	R: 0 E: 0 K: 2 S: 7 H: 0 LOB: 1 BB: 1 P: 11	R: 1 E: 0 K: 1 S: 6 H: 1 LOB: 1 BB: 1 P: 10	R: 3 E: 0 K: 2 S: 10 H: 3 LOB: 2 BB: 2 P: 18	R: 0 E: 0 K: 0 S: 4 H: 1 LOB: 2 BB: 0 P: 5	1B: 6 2B: 1 3B: 0 HR: 1 SF: 1 SAC: 0 DP: 0 HBP: 1	WP: 1 PB: 0 SB: 0 CS: 0 PA: 40																	
PITCHER	PITCHER											IP	WLS	BF	H	R	ER	SO	BB	IBB	HBP	BLK	WP	HR	S	P	ERA	WHIP
Jim Duckworth, R (1, 1) ERA: 4.03												7.1		29	5	3	3	13	2	0	0	0	1	1	53	61	3.68	0.955
Mike McCormick, L (8, 1) ERA: 3.39												0.1	L	2	0	0	0	0	1	0	0	0	0	0	1	5	0.00	3.000
Ron Kline, R (8, 1) ERA: 2.63												0.0		3	2	2	2	0	0	1	0	0	0	0	2	6	∞	∞
Howie Kopplitz, R (8, 1) ERA: 4.12												1.1		6	1	0	0	1	0	0	1	0	0	7	8	0.00	0.750	

Minnesota Twins @ Washington Senators
D.C. Stadium, Washington, DC
Sat Sep 25 1965, 7:05 PM EDT
Att. 9,373 - Unknown

livebaseballscorecards.com

AB	34
R	5
H	8
RBI	5
BB	4
SO	14
LOB	14



Batter	1	2	3	4	5	6	7	8	9	AB	R	H	RBI	BB	SO	LOB
Fred Valentine, S (1, 7) OBP: 0.333, SLG: 0.241 Jim King, L (1, PR) OBP: 0.338, SLG: 0.435 Brant Aylea, R (8, PH) OBP: 0.167, SLG: 0.667	0-0 1B	0-3 K			4-0 BB			0-3 K		1	0	1	0	0	0	0
Don Blasingame, L (1, 4) OBP: 0.287, SLG: 0.298	0-0 F7		0-0 4-3		0-0 3-1			0-0 1-3		4	0	0	0	0	0	2
Willie Kirkland, L (1, 9) OBP: 0.268, SLG: 0.398 Woodie Held, R (8, PH) OBP: 0.349, SLG: 0.464	0-0 P6 1-2		0-0 F9				0-0 6-3	0-0 F8		3	0	0	0	0	0	1
Dick Nen, L (1, 3) OBP: 0.310, SLG: 0.359	0-0 4-3		0-0 F5				0-0 F8		0-0 4-3	4	0	0	0	0	0	1
Ken McMullen, R (1, 5) OBP: 0.326, SLG: 0.416		0-0 E 1B			0-0 F7			0-0 6-3		4	1	1	0	0	0	0
Don Lock, R (1, 8) OBP: 0.321, SLG: 0.385		0-0 4-3			0-0 5-3			0-0 6-3	0-3 K	4	0	0	0	0	1	1
Mike Brumley, L (1, 2) OBP: 0.280, SLG: 0.269		4-0 E BB			0-0 P6			0-0 1B		2	1	1	0	1	0	0
Ed Brinkman, R (1, 6) OBP: 0.249, SLG: 0.257		0-0 E6 SH1-3 2B			0-0 5-3			0-3 K		3	1	1	2	0	1	1
Jim Duckworth, R (1, 1) Mike McCormick, L (8, 1) Ron Kline, R (8, 1) Howie Kopplitz, R (8, 1)		0-0 SH1-3 3-H			0-3 K			0-0 P5		2	0	0	1	0	1	1

Inning Stats	R: 0	H: 1	E: 0	LOB: 1	K: 0	P: 4	R: 3	H: 2	E: 1	LOB: 0	K: 1	P: 7	R: 0	H: 0	E: 0	LOB: 0	K: 0	P: 3	R: 0	H: 0	E: 0	LOB: 0	K: 1	P: 9	R: 0	H: 0	E: 0	LOB: 0	K: 0	P: 3	R: 0	H: 1	E: 0	LOB: 1	K: 1	P: 6	R: 0	H: 0	E: 0	LOB: 0	K: 1	P: 5	R: 0	H: 0	E: 0	LOB: 0	K: 1	P: 5
1B: 3	SF: 0	2B: 1	SAC: 1	3B: 0	DP: 0	HR: 0	HBP: 0	WP: 0	PA: 33	PB: 0	SB: 1	CS: 0																																				

PITCHER	IP	WLS	BF	H	R	ER	SO	BB	IBB	HBP	BLK	WP	HR	S	P	ERA	WHIP
Camilo Pascual, R (1, 1) ERA: 3.34	6.0		23	3	3	1	2	2	0	0	0	0	0	25	33	1.50	0.833
Jim Merritt, L (7, 1) ERA: 3.28	3.0	W	10	1	0	0	3	0	0	0	0	0	0	16	16	0.00	0.333

BOTTOM

Minnesota Twins @ Washington Senators
D.C. Stadium, Washington, DC
 Sat Sep 25 1965, 7:05 PM EDT
 Att. 9,373 - Unknown

AB	30
R	3
H	4
RBI	3
BB	2
SO	5
LOB	7



Batter	1	2	3	4	5	6	7	8	9	AB R H RBI BB SO LOB	TOP									
Zoilo Versalles, R (1, 6) OBP: 0.316, SLG: 0.457	0-0 F3		0-0 F9			0-0 PB 3B		0-0 SF8		3 1 1 1 0 0 0										
Joe Nossek, R (1, 8) OBP: 0.263, SLG: 0.323	0-3 K			0-0 F5		0-0 L6		3-H 4-0 BB		3 0 0 0 1 1 0										
Tony Oliva, L (1, 9) OBP: 0.378, SLG: 0.491	0-0 1B			0-0 4-3		0-0 6-3		0-0 6-3		4 0 1 0 0 0 1										
Harmon Killebrew, R (1, 5) OBP: 0.391, SLG: 0.493	0-0 P6			4-0 BB		0-0 6-3			0-0 F6	3 0 0 0 1 0 1										
Earl Battey, R (1, 2) OBP: 0.374, SLG: 0.409		0-0 5-3		0-0 F9			0-0 P6		0-0 F7	4 0 0 0 0 0 1										
Bob Allison, R (1, 7) OBP: 0.347, SLG: 0.438		0-3 K			0-3 K		0-3 K		0-0 4-3	4 0 0 0 0 3 0										
Don Mincher, L (1, 3) OBP: 0.343, SLG: 0.510		0-3 K			4-0 BB		0-3 K			2 0 0 0 1 2 0										
Frank Quilici, R (1, 4) OBP: 0.281, SLG: 0.269			0-0 F8		0-0 F2			WP SF8 2B		3 1 1 0 0 0 1										
Jim Kaat, L (1, 1) OBP: 0.271, SLG: 0.289			0-0 1-3		0-3 K			2-3 K		3 0 0 0 0 2 2										
Inning Stats	R: 0 E: 0 K: 1 S: 6	H: 1 LOB: 1 BB: 0 P: 6	R: 0 E: 0 K: 2 S: 7	H: 0 LOB: 0 BB: 0 P: 7	R: 0 E: 0 K: 0 S: 3	H: 0 LOB: 1 BB: 1 P: 7	R: 0 E: 0 K: 2 S: 7	H: 0 LOB: 1 BB: 1 P: 11	R: 1 E: 0 K: 0 S: 4	H: 1 LOB: 0 BB: 0 P: 4	R: 0 E: 0 K: 2 S: 7	H: 0 LOB: 0 BB: 0 P: 7	R: 1 E: 0 K: 1 S: 6	H: 1 LOB: 1 BB: 1 P: 10	R: 0 E: 0 K: 0 S: 3	H: 0 LOB: 0 BB: 0 P: 3	1B: 1 2B: 1 3B: 1 HR: 0	SF: 1 SAC: 0 DP: 0 HBP: 0	WP: 1 PB: 1 SB: 0 CS: 0	PA: 33
PITCHER Pete Richert, L (1, 1) ERA: 2.55	IP: 9.0 WLS: L BF: 33 H: 3 R: 2 ER: 2 SO: 8 BB: 3 IBB: 0 HBP: 0 BLK: 0 WP: 1 HR: 0 S: 46 P: 58 ERA: 2.00 WHIP: 0.667																			
PITCHER	IP	WLS	BF	H	R	ER	SO	BB	IBB	HBP	BLK	WP	HR	S	P	ERA	WHIP			

Minnesota Twins @ Washington Senators
D.C. Stadium, Washington, DC
Sun Sep 26 1965, 3:33 AM EDT
Att. 8,302 - Unknown

livebaseballscorecards.com

AB	29
R	2
H	3
RBI	1
BB	3
SO	8
LOB	6



Batter	1	2	3	4	5	6	7	8	9	AB	R	H	RBI	BB	SO	LOB
Ed Brinkman, R OBP: 0.249, SLG: 0.257 (1, 6)	0-0 L9 ①		0-0 4-3 ①		0-0 6-3 ①			0-0 G6-4-3 1B ①		4	0	1	0	0	0	0
Ken McMullen, R OBP: 0.326, SLG: 0.414 (1, 5)	0-0 F8 ②		0-0 1B E 1B ②		0-0 L3 ②			0-0 G6-4-3 1-2f ②		4	1	1	0	0	0	1
Frank Howard, R OBP: 0.359, SLG: 0.482 (1, 7) (8, 9)	0-0 1B ③		0-0 1-3 E 1B ③		0-0 6-3 ③			0-0 1B ③		4	0	3	0	0	0	0
Willie Kirkland, L OBP: 0.268, SLG: 0.398 (8, PR) (9, 9)										0	0	0	0	0	0	0
Woodie Held, R OBP: 0.346, SLG: 0.458 (1, 9) (8, 7)	0-0 F7 ③		0-3 K ②		0-0 5-3 ①			0-3 K ③		4	0	0	0	0	2	3
Don Lock, R OBP: 0.318, SLG: 0.382 (1, 8)		0-0 G3 ①	0-0 F7 ③		0-0 6-3 ②			0-0 F9 ①		4	0	0	0	0	0	1
Dick Nen, L OBP: 0.309, SLG: 0.357 (1, 3)		0-0 F7 ②		0-0 FC5-4 1B ①		0-3 K ③		0-3 K2-3 ②		4	0	1	0	0	2	0
Don Zimmer, R OBP: 0.286, SLG: 0.254 (1, 2)		0-0 1B 1B ①		0-3 K ①		0-3 K ①		0-3 K ③		4	0	1	0	0	3	1
Don Blasingame, L OBP: 0.288, SLG: 0.298 (1, 4)		0-0 1-2 1B ②		0-3 K ②		0-0 6-3 ②		0-0 6-3 ②		3	0	1	0	0	1	1
Pete Richert, L OBP: 0.197, SLG: 0.159 (1, 1)		0-3 K ③		0-0 FC5-4 1-2f ③		0-3 K ③		0-3 K ③		3	0	0	0	0	2	3

Inning Stats	R: 0 E: 0 K: 0 S: 4	H: 1 LOB: 1 BB: 0 P: 4	R: 0 E: 0 K: 1 S: 7	H: 2 LOB: 2 BB: 0 P: 7	R: 1 E: 1 K: 1 S: 7	H: 2 LOB: 1 BB: 0 P: 7	R: 0 E: 0 K: 2 S: 8	H: 1 LOB: 1 BB: 0 P: 8	R: 0 E: 0 K: 0 S: 3	H: 0 LOB: 0 BB: 0 P: 3	R: 0 E: 0 K: 1 S: 5	H: 0 LOB: 0 BB: 0 P: 5	R: 0 E: 0 K: 2 S: 7	H: 0 LOB: 0 BB: 0 P: 7	R: 0 E: 0 K: 1 S: 6	H: 2 LOB: 1 BB: 0 P: 6	R: 0 E: 0 K: 2 S: 7	H: 0 LOB: 0 BB: 0 P: 7	1B: 8 2B: 0 3B: 0 HR: 0	SF: 0 SAC: 0 DP: 1 HBP: 0	WP: 0 PB: 0 SB: 0 CS: 0	PA: 34											
PITCHER Jim Kaat, L ERA: 2.88 (1, 1)	IP 9.0	WLS W	BF 34	H 8	R 1	ER 0	SO 10	BB 0	IBB 0	HBP 0	BLK 0	WP 0	HR 0	S 54	P 54	ERA 0.00	WHIP 0.889																
PITCHER																	IP	WLS	BF	H	R	ER	SO	BB	IBB	HBP	BLK	WP	HR	S	P	ERA	WHIP

MINNESOTA TWINS @ WASHINGTON SENATORS
D.C. Stadium, Washington, DC
 Sun Sep 26 1965, 3:33 AM EDT
 Att. 8,302 - Unknown


AB	34
R	1
H	8
RBI	0
BB	0
SO	10
LOB	10



Batter	1	2	3	4	5	6	7	8	9	AB R H RBI BB SO LOB	TOP											
Bert Campaneris, R (1, 6) OBP: 0.331, SLG: 0.390	4-0 BB CS		0-0 1B			0-0 F9		0-0 5-3		3 0 1 0 1 0 0	Kansas City Athletics @ Washington Senators D.C. Stadium, Washington, DC Tue Sep 28 1965, 7:05 PM EDT Unknown											
Wayne Causey, L (1, 5) OBP: 0.342, SLG: 0.344	0-0 4-3 1-2		0-0 6-3			0-3 K		0-0 F5		4 0 0 0 0 1 2												
Jose Tartabull, L (1, 9) (7, 7) OBP: 0.376, SLG: 0.429	0-0 3B			0-0 5-3		0-0 F8			0-0 5-3	4 0 1 0 0 0 0												
Ken Harrelson, R (1, 3) OBP: 0.331, SLG: 0.436	0-3 K			4-0 BB			4-0 F8 BB BB		0-0 6-3	2 0 0 0 2 1 1												
Dick Green, R (1, 4) OBP: 0.312, SLG: 0.368		0-0 6-3		0-0 F5			4-0 1-2 BB		0-0 2B	3 1 1 0 1 0 1												
Billy Bryan, L (1, 2) OBP: 0.315, SLG: 0.443		0-0 1-3		0-0 5-3			0-0 F8		0-0 2B	4 0 1 1 0 0 3												
Jim Landis, R (1, 8) OBP: 0.348, SLG: 0.312		0-0 F6			0-0 1-3		0-0 F9		0-0 6-3	4 0 0 0 0 0 3												
Tommie Reynolds, R (1, 7) OBP: 0.331, SLG: 0.316			0-0 F9		0-0 F2		0-0 6-3			2 0 0 0 0 0 0												
Santiago Rosario, L (7, PH) OBP: 0.292, SLG: 0.350										1 0 0 0 0 0 2												
Mike Hershberger, R (7, 9) OBP: 0.294, SLG: 0.317										0 0 0 0 0 0 0												
Catfish Hunter, R (1, 1) OBP: 0.158, SLG: 0.184			0-3 K		0-0 6-3			0-0 F8		2 0 0 0 0 1 0												
Jim Dickson, L (5, 1)										0 0 0 0 0 0 0												
Paul Lindblad, L (6, 1)										0 0 0 0 0 0 0												
Larry Stahl, L (8, PH) OBP: 0.236, SLG: 0.394										1 0 0 0 0 0 0												
Ron Tompkins, R (8, 1)										0 0 0 0 0 0 0												
Inning Stats	R: 0 E: 0 K: 1 S: 5	H: 1 LOB: 1 BB: 1 P: 9	R: 0 E: 0 K: 0 S: 3	H: 0 LOB: 0 BB: 0 P: 3	R: 0 E: 0 K: 1 S: 6	H: 1 LOB: 1 BB: 0 P: 6	R: 0 E: 0 K: 0 S: 3	H: 0 LOB: 1 BB: 1 P: 7	R: 0 E: 0 K: 0 S: 3	H: 0 LOB: 0 BB: 0 P: 3	R: 0 E: 0 K: 1 S: 5	H: 0 LOB: 0 BB: 0 P: 5	R: 0 E: 0 K: 0 S: 3	H: 0 LOB: 2 BB: 2 P: 11	R: 0 E: 0 K: 0 S: 3	H: 0 LOB: 0 BB: 0 P: 3	R: 1 E: 0 K: 0 S: 5	H: 2 LOB: 1 BB: 0 P: 5	1B: 1 2B: 2 3B: 1 HR: 0	SF: 0 SAC: 0 DP: 0 HBP: 0	WP: 0 PB: 0 SB: 0 CS: 1	PA: 34
PITCHER Joe Coleman, R (1, 1) ERA: 1.0	IP: 9.0 WLS: W BF: 34 H: 4 R: 1 ER: 1 SO: 3 BB: 4 IBB: 0 HBP: 0 BLK: 0 WP: 0 HR: 0 S: 36 P: 52 ERA: 1.00 WHIP: 0.889											PITCHER	IP: WLS: BF: H: R: ER: SO: BB: IBB: HBP: BLK: WP: HR: S: P: ERA: WHIP:									

livebaseballscorecards.com

AB	30
R	1
H	4
RBI	1
BB	4
SO	3
LOB	12



Batter	1	2	3	4	5	6	7	8	9
Don Blasingame, L (1, 4) OBP: 0.287, SLG: 0.299	0-0 4-3		0-0 F6		0-0 SF7	0-0 1B			
Ken McMullen, R (1, 5) OBP: 0.329, SLG: 0.421	0-0 HR		0-0 6-3		0-0 1B	4-0 1B			
Bob Chance, L (1, 9) OBP: 0.315, SLG: 0.361	0-0 1B			0-0 2B	0-0 1B	0-3 K			
Frank Howard, R (1, 7) OBP: 0.358, SLG: 0.480 Willie Kirkland, L (8, 7) OBP: 0.268, SLG: 0.398	0-0 G1-4-3		0-0 6-3		0-0 1B		0-3 K		
Dick Nen, L (1, 3) OBP: 0.308, SLG: 0.368		0-0 HR		0-0 F9	0-0 F9		0-3 K		
Don Lock, R (1, 8) OBP: 0.315, SLG: 0.378		0-3 K		0-3 K		0-0 F9	0-3 K		
Jim French, L (1, 2) OBP: 0.436, SLG: 0.406		0-0 F7			4-0 SH1-4	0-0 1B		0-0 4-3	
Ed Brinkman, R (1, 6) OBP: 0.251, SLG: 0.257		0-0 5-3			0-0 1B	4-0 1B		0-0 4-3	
Joe Coleman, R (1, 1)			0-3 K		0-0 SH1-4	0-3 K		0-3 K	

AB	R	H	RBI	BB	SO	LOB
3	0	1	2	0	0	0
3	2	2	2	1	0	0
4	0	3	0	0	1	3
4	0	1	1	0	1	2
0	0	0	0	0	0	0
4	1	1	1	0	1	3
4	0	0	0	0	3	1
3	2	1	0	1	0	0
3	1	1	0	1	0	0
3	0	0	0	0	3	2

BOTTOM	
AB	31
R	6
H	10
RBI	6
BB	3
SO	9
LOB	11
WP	0
PA	36

PITCHER	
IP	WLS
BF	H
R	ER
SO	BB
IBB	HBP
BLK	WP
HR	S
P	ERA
WHIP	

INNING STATS	
R: 1	H: 2
E: 0	LOB: 0
K: 0	BB: 0
S: 4	P: 4
R: 1	H: 1
E: 0	LOB: 0
K: 1	BB: 0
S: 6	P: 6
R: 0	H: 0
E: 0	LOB: 0
K: 1	BB: 0
S: 5	P: 5
R: 0	H: 1
E: 0	LOB: 1
K: 1	BB: 0
S: 6	P: 6
R: 3	H: 4
E: 0	LOB: 2
K: 0	BB: 1
S: 7	P: 11
R: 1	H: 2
E: 0	LOB: 3
K: 2	BB: 2
S: 9	P: 17
R: 0	H: 0
E: 0	LOB: 0
K: 3	BB: 0
S: 9	P: 9
R: 0	H: 0
E: 0	LOB: 0
K: 1	BB: 0
S: 5	P: 5
1B: 7	SF: 1
2B: 1	SAC: 1
3B: 0	DP: 1
HR: 2	HBP: 0

PITCHER	
IP	WLS
BF	H
R	ER
SO	BB
IBB	HBP
BLK	WP
HR	S
P	ERA
WHIP	

Kansas City Athletics @ Washington Senators
D.C. Stadium, Washington, DC
Tue Sep 28 1965, 7:05 PM EDT
Unknown




Batter	1	2	3	4	5	6	7	8	9	AB R H RBI BB SO LOB	TOP		
Bert Campaneris, R (1, 6) OBP: 0.330, SLG: 0.388	0-0 F5		0-0 3B 1B	0-0 FC4-6 1B		0-0 F7		0-3 K		5 1 1 0 0 1 3			
Larry Stahl, L (1, 7) OBP: 0.250, SLG: 0.429 Jim Landis, R (9, PH) OBP: 0.347, SLG: 0.311	0-0 4-1		0-0 SF9 3B	0-0 1B		0-0 4-3		0-3 K	4 1 2 3 0 0 0 1 0 0 0 0 1 0				
Jose Tartabull, L (1, 8) OBP: 0.372, SLG: 0.430	0-0 WP 2B		0-0 SF9	0-0 F4		0-0 F4		0-0 1-3	4 0 1 1 0 0 2				
Ed Charles, R (1, 5) OBP: 0.331, SLG: 0.391	0-0 6-3		0-0 F4		0-0 6-3 2B 1B		0-3 K	0-0 4-3	5 1 1 0 0 1 1				
Ken Harrelson, R (1, 3) OBP: 0.331, SLG: 0.433		0-0 F8		4-0 1B 6-3 BB	0-0 6-3		0-0 F2		3 1 0 0 1 0 1				
Dick Green, R (1, 4) OBP: 0.313, SLG: 0.371		0-0 F6		0-0 1B 6-3 1B	0-0 2B		0-3 K		4 2 2 1 0 1 0				
Mike Hershberger, R (1, 9) OBP: 0.284, SLG: 0.319		0-0 6-3		0-0 6-3	0-0 FC1-5 2B			0-0 6-3	4 0 1 2 0 0 1				
Rene Lachemann, R (1, 2) OBP: 0.263, SLG: 0.390			0-0 1-3	0-0 FC4-6 SH 1B 1B	0-0 FC1-5			0-0 FC5-4 2B	4 1 2 1 0 0 1				
John O'Donoghue, R (1, 1) OBP: 0.232, SLG: 0.291 Don Mossi, L (6, 1)			0-0 3B 1B	0-0 SH FC4-6	0-3 K			0-0 FC5-4-6	2 1 1 0 0 1 1 1 0 0 0 0 0 1				
Inning Stats	R: 0 H: 1 E: 0 LOB: 1 K: 0 BB: 0 S: 4 P: 4	R: 0 H: 0 E: 0 LOB: 0 K: 0 BB: 0 S: 3 P: 3	R: 3 H: 3 E: 0 LOB: 0 K: 0 BB: 0 S: 6 P: 6	R: 3 H: 3 E: 1 LOB: 2 K: 0 BB: 1 S: 7 P: 11	R: 2 H: 3 E: 0 LOB: 1 K: 1 BB: 0 S: 8 P: 8	R: 0 H: 0 E: 0 LOB: 0 K: 0 BB: 0 S: 3 P: 3	R: 0 H: 0 E: 0 LOB: 0 K: 2 BB: 0 S: 7 P: 7	R: 0 H: 1 E: 0 LOB: 1 K: 1 BB: 0 S: 6 P: 6	R: 0 H: 0 E: 0 LOB: 0 K: 1 BB: 0 S: 5 P: 5	1B: 6 SF: 1 2B: 4 SAC: 1 3B: 1 DP: 0 HR: 0 HBP: 0	WP: 1 PA: 40 PB: 0 SB: 0 CS: 0		
PITCHER	IP WLS BF H R ER SO BB IBB HBP BLK WP HR S P ERA WHIP											PITCHER	IP WLS BF H R ER SO BB IBB HBP BLK WP HR S P ERA WHIP
Pete Craig, R (1, 1) ERA: 8.16	3.1 L 17 6 6 5 0 1 0 0 0 0 1 0 16 20 13.50 2.100												
Buster Narum, R (4, 1) ERA: 4.42	1.2 10 4 2 2 1 0 0 0 0 0 0 0 12 12 10.80 2.400												
Steve Ridzik, R (6, 1) ERA: 3.96	1.0 3 0 0 0 0 0 0 0 0 0 0 0 3 3 0.00 0.000												
Howie Koplitz, R (7, 1) ERA: 4.04	2.0 7 1 0 0 3 0 0 0 0 0 0 0 13 13 0.00 0.500												
Mike McCormick, L (9, 1) ERA: 3.37	1.0 3 0 0 0 1 0 0 0 0 0 0 0 5 5 0.00 0.000												

Kansas City Athletics @ Washington Senators
D.C. Stadium, Washington, DC
Tue Sep 28 1965, 7:05 PM EDT
Att. 1,664 - Unknown

livebaseballscorecards.com

AB	37
R	8
H	11
RBI	8
BB	1
SO	5
LOB	11



Batter	1	2	3	4	5	6	7	8	9	AB R H RBI BB SO LOB
Ed Brinkman, R OBP: 0.248, SLG: 0.254 (1, 6) S S S	0-3 K		0-0 6-3		0-0 F9	0-0 E6		0-0 F2		5 0 0 0 0 1 2
Ken McMullen, R OBP: 0.328, SLG: 0.425 (1, 5) X	0-0 HR		0-0 1-3		0-0 6-3	0-3 K			0-0 F6	5 1 1 1 0 1 2
Woodie Held, R OBP: 0.344, SLG: 0.454 (1, 9) X	0-0 F6		0-0 4-3			0-0 1B HR 4-3 1B			0-0 F5	5 1 1 0 0 0 0
Frank Howard, R OBP: 0.359, SLG: 0.482 (1, 7) B B B	4-0 BB			0-0 F9		0-0 4-3			0-0 F2	4 0 1 0 1 0 1
Don Lock, R OBP: 0.317, SLG: 0.377 (1, 8) B B B	4-0 BB			0-0 4-3		0-0 HR 1B				3 1 1 0 1 1 1
Brant Alyea, R OBP: 0.300, SLG: 0.900 (1, 3) S S S	0-3 K2-3			0-0 2B 1B		0-0 HR			0-0 F7	4 2 2 3 0 1 3
Paul Casanova, R OBP: 0.667, SLG: 0.800 (1, 2) 0 0 0		0-3 K		0-0 2B		0-0 E 1B			0-0 PB 1B	4 1 3 1 0 1 0
Don Blasingame, L OBP: 0.285, SLG: 0.296 (1, 4) X		0-0 4-3		0-3 K		0-0 F8			0-3 K	4 0 0 0 0 2 3
Pete Craig, L OBP: 0.750, SLG: 0.667 (1, 1) Buster Narum, R OBP: 0.083, SLG: 0.109 (4, 1) Ken Hamlin, R OBP: 0.334, SLG: 0.371 (5, PH) Steve Ritzik, R OBP: 0.285, SLG: 0.253 (6, 1) Don Zimmer, R OBP: 0.285, SLG: 0.253 (6, PH) Howie Koplitz, R OBP: 0.250, SLG: 0.100 (7, 1) Willie Kirkland, L OBP: 0.287, SLG: 0.397 (8, PH) Mike McCormick, L OBP: 0.191, SLG: 0.073 (9, 1)	0-0 1-3				0-0 F8	0-0 E4			0-0 F8	1 0 0 0 0 0 0 0 0 0 0 0 0 0 1 0 0 0 0 0 0 0 0 0 0 0 0 0 1 0 0 0 0 0 1 0 0 0 0 0 0 0 1 0 0 0 0 0 1 0 0 0 0 0 0 0

Inning Stats	R: 1 E: 0 K: 2 S: 8	H: 1 LOB: 2 BB: 2 P: 16	R: 0 E: 0 K: 1 S: 5	H: 0 LOB: 0 BB: 0 P: 5	R: 0 E: 0 K: 0 S: 3	H: 0 LOB: 0 BB: 0 P: 3	R: 1 E: 0 K: 1 S: 7	H: 2 LOB: 1 BB: 0 P: 7	R: 0 E: 0 K: 0 S: 3	H: 0 LOB: 0 BB: 0 P: 3	R: 4 E: 2 K: 1 S: 11	H: 4 LOB: 2 BB: 0 P: 11	R: 0 E: 0 K: 1 S: 6	H: 1 LOB: 1 BB: 0 P: 6	R: 0 E: 0 K: 1 S: 6	H: 1 LOB: 1 BB: 0 P: 6	R: 0 E: 0 K: 0 S: 3	H: 0 LOB: 0 BB: 0 P: 3	1B: 5 2B: 1 3B: 1 HR: 2	SF: 0 SAC: 0 DP: 0 HBP: 0	WP: 0 PB: 1 SB: 0 CS: 0	PA: 40		
PITCHER	IP WLS BF H R ER SO BB IBB HBP BLK WP HR S P ERA WHIP	IP WLS BF H R ER SO BB IBB HBP BLK WP HR S P ERA WHIP																						
John O'Donoghue, L ERA: 3.85 (1, 1)	5.1 W 24 6 5 5 4 2 0 0 0 0 0 2 30 38 8.44 1.500																							
Don Mossi, L ERA: 3.44 (6, 1)	3.2 S 16 3 1 0 3 0 0 0 0 0 0 0 22 22 0.00 0.818																							


BOTTOM

Kansas City Athletics @ Washington Senators
D.C. Stadium, Washington, DC

Tue Sep 28 1965, 7:05 PM EDT
Att. 1,664 - Unknown

livebaseballscorecards.com

AB 38
R 6
H 9
RBI 5
BB 2
SO 7
LOB 14



Batter	1	2	3	4	5	6	7	8	9	AB R H RBI BB SO LOB	TOP																						
Bert Campaneris, R (1, 6) OBP: 0.328, SLG: 0.385	0-3 K		0-0 F3			0-0 5-3		0-0 FC		4 0 0 0 0 1 1																							
Larry Stahl, L (1, 7) OBP: 0.275, SLG: 0.438	4-0 FC4-6 BB		0-0 4-3			0-0 G4-6-3 1B		0-0 G3-6-3 1B		3 0 2 0 1 0 0																							
Jose Tartabull, L (1, 8) OBP: 0.365, SLG: 0.422	0-0 FC4-6 1-2f				0-0 3-1	0-0 G4-6-3 1-2f		0-0 G3-6-3 1-2f		4 0 0 0 0 0 3																							
Ed Charles, R (1, 5) OBP: 0.332, SLG: 0.390	0-0 5-3				0-0 6-3		0-0 G5-4-3 1B		4-0 BB	3 0 1 0 1 0 1																							
Ken Harrelson, R (1, 3) OBP: 0.332, SLG: 0.432		4-0 BB BB BB BB			4-0 BB		0-0 G5-4-3 1-2f		0-0 G3	2 0 0 0 2 0 2																							
Dick Green, R (1, 4) OBP: 0.312, SLG: 0.369		0-3 K			0-0 F3		0-0 F9			3 0 0 0 0 1 2																							
Billy Bryan, L (1, 2) OBP: 0.315, SLG: 0.442			0-0 G4-6-3 1-2 1B			4-3		0-0 F7		3 0 1 0 0 0 0																							
Mike Hershberger, R (1, 9) OBP: 0.292, SLG: 0.317			0-0 G4-6-3 1-2f			5-3		0-0 F8		3 0 0 0 0 0 2																							
Diego Segui, R (1, 1) OBP: 0.224, SLG: 0.298			0-3 K			0-0 L7		0-0 FC 1B		0 0 0 0 0 0 0																							
Lew Krausse, R (5, PH) OBP: 0.341, SLG: 0.344										1 0 0 0 0 0 1 0																							
Aurelio Montegudo, R (5, 1)										1 0 0 0 0 0 0 0																							
Santiago Rosario, L (8, PH) OBP: 0.310, SLG: 0.358										0 0 0 0 0 0 0 0																							
John Wyatt, R (8, 1)										1 0 1 0 0 0 0 0																							
										0 0 0 0 0 0 0 0																							
Inning Stats	R: 0 E: 0 K: 1 S: 5	H: 0 LOB: 1 BB: 1 P: 9	R: 0 E: 0 K: 1 S: 5	H: 1 LOB: 1 BB: 1 P: 9	R: 0 E: 0 K: 1 S: 5	H: 0 LOB: 0 BB: 0 P: 5	R: 0 E: 0 K: 0 S: 3	H: 0 LOB: 1 BB: 1 P: 7	R: 0 E: 0 K: 0 S: 3	H: 0 LOB: 0 BB: 0 P: 3	R: 0 E: 0 K: 0 S: 3	H: 1 LOB: 0 BB: 0 P: 3	R: 0 E: 0 K: 0 S: 3	H: 1 LOB: 0 BB: 0 P: 3	R: 0 E: 0 K: 0 S: 4	H: 1 LOB: 1 BB: 0 P: 4	R: 0 E: 0 K: 0 S: 3	H: 1 LOB: 1 BB: 1 P: 7	1B: 5 2B: 0 3B: 0 HR: 0	SF: 0 SAC: 0 DP: 4 HBP: 0	WP: 0 PB: 0 SB: 0 CS: 0	PA: 32											
PITCHER Jim Hannan, R (1, 1) ERA: 4.91	IP 9.0	WLS W	BF 32	H 5	R 0	ER 0	SO 3	BB 4	IBB 0	HBP 0	BLK 0	WP 0	HR 0	S 34	P 50	ERA 0.00	WHIP 1.000																
											PITCHER	IP	WLS	BF	H	R	ER	SO	BB	IBB	HBP	BLK	WP	HR	S	P	ERA	WHIP					

Kansas City Athletics @ Washington Senators
D.C. Stadium, Washington, DC
Wed Sep 29 1965, 7:05 PM EDT
Att. 1,206 - Unknown

livebaseballscorecards.com

AB	28
R	0
H	5
RBI	0
BB	4
SO	3
LOB	11



Batter	1	2	3	4	5	6	7	8	9
Don Blasingame, L (1, 4) OBP: 0.288, SLG: 0.298	4-0 1B BB E BB	0-0 6-3 1B		0-0 F8		0-0 F8		0-0 WP SF9 2-3 1B	
Ken McMullen, R (1, 5) OBP: 0.328, SLG: 0.423	4-0 E 1B 1-2 BB BB	0-3 K		0-0 5-3		0-0 F5		4-0 S SF9 1-3 1B BB 3-H	
Bob Chance, L (1, 9) OBP: 0.318, SLG: 0.364	0-0 BB E 1-2 1B	0-0 6-3			0-0 2B 1B		0-0 F8	0-0 SF9	
Willie Kirkland, L (8, PH) OBP: 0.267, SLG: 0.397	0-0 BB E 1-2 2-3 1B	0-0 6-3			0-0 F9		0-0 F7	0-0 HBP 1B 2-H	
Frank Howard, R (1, 7) OBP: 0.356, SLG: 0.478	0-0 E6 BB 1-2 2-3 1B	0-3 K			0-0 F9		0-0 F7	0-0 HBP 1B 2-H	
Woodie Held, R (8, 7) OBP: 0.346, SLG: 0.456	0-0 E6 BB 1-2 2-3 1B	0-3 K			0-0 F9		0-0 F7	0-0 HBP 1B 2-H	
Dick Nen, L (1, 3) OBP: 0.317, SLG: 0.376	4-0 1B BB 1-2 2-3 3-H		0-0 4-3		0-0 F9		0-0 E 1B	1-0 1B HBP 1-2	
Joe Cunningham, L (9, 3) OBP: 0.377, SLG: 0.330	4-0 1B BB 1-2 2-3 3-H		0-0 4-3		0-0 F9		0-0 E 1B	1-0 1B HBP 1-2	
Don Lock, R (1, 8) OBP: 0.318, SLG: 0.376	0-3 K		0-0 F8		4-0 IBB		0-0 E8 1B 1-H	0-0 1-3 2-H 1B	
Paul Casanova, R (1, 2) OBP: 0.500, SLG: 0.556	0-3 K		0-0 F8		0-3 K		0-0 F3		
Ed Brinkman, R (1, 6) OBP: 0.251, SLG: 0.256	0-0 1B 1-2 2-H 3-H		0-0 F9		0-0 F7			0-0 1B SH5-4 WP 1B	
Jim Hannan, R (1, 1) OBP: 0.251, SLG: 0.256	0-3 K		0-3 K		0-3 K			0-0 SH5-4 1-2	

Inning Stats	R: 4 E: 1 K: 3 S: 12	H: 2 LOB: 2 BB: 3 P: 24	R: 0 E: 0 K: 2 S: 8	H: 1 LOB: 1 BB: 0 P: 8	R: 0 E: 0 K: 0 S: 4	H: 1 LOB: 1 BB: 0 P: 4	R: 0 E: 0 K: 1 S: 5	H: 0 LOB: 0 BB: 0 P: 5	R: 0 E: 0 K: 1 S: 5	H: 2 LOB: 3 BB: 1 P: 11	R: 0 E: 0 K: 1 S: 5	H: 0 LOB: 0 BB: 0 P: 5	R: 1 E: 1 K: 0 S: 5	H: 1 LOB: 1 BB: 0 P: 5	R: 4 E: 0 K: 0 S: 6	H: 4 LOB: 2 BB: 1 P: 11
--------------	-------------------------------	----------------------------------	------------------------------	---------------------------------	------------------------------	---------------------------------	------------------------------	---------------------------------	------------------------------	----------------------------------	------------------------------	---------------------------------	------------------------------	---------------------------------	------------------------------	----------------------------------

PITCHER	IP	WLS	BF	H	R	ER	SO	BB	IBB	HBP	BLK	WP	HR	S	P	ERA	WHIP
Diego Segui, R (1, 1) ERA: 4.63	0.0	L	5	1	4	1	0	3	0	0	0	0	0	2	14	∞	∞
Lew Krausse, R (1, 1) ERA: 5.04	4.0		15	3	0	0	6	0	0	0	0	0	0	27	27	0.00	0.750
Aurelio Montegudo, R (5, 1) ERA: 3.86	3.0		14	3	1	0	2	0	1	0	0	0	0	17	21	0.00	1.000
John Wyatt, R (8, 1) ERA: 3.25	1.0		8	4	4	4	0	1	0	1	0	1	0	6	11	36.00	5.000

BOTTOM

AB R H RBI BB SO LOB

4	2	2	0	1	0	0
3	2	0	0	2	1	1
4	1	2	0	0	0	1
0	0	0	1	0	0	0
4	1	0	1	0	1	4
1	1	1	1	0	0	0
3	1	2	1	1	0	0
0	0	0	0	0	0	0
4	0	1	1	1	1	3
4	0	1	0	0	2	7
4	1	2	2	0	0	4
3	0	0	0	0	3	2

1B: 10 SF: 1
2B: 1 SAC: 1
3B: 0 DP: 0
HR: 0 HBP: 1

WP: 2 PA: 42
PB: 0
SB: 1
CS: 0

Kansas City Athletics @ Washington Senators
D.C. Stadium, Washington, DC
 Wed Sep 29 1965, 7:05 PM EDT
 Att. 1,206 - Unknown

livebaseballscorecards.com

AB 34
R 9
H 11
RBI 7
BB 5
SO 8
LOB 22



Batter	1	2	3	4	5	6	7	8	9	AB R H RBI BB SO LOB	TOP											
Don Wert, R (1, 5) OBP: 0.339, SLG: 0.360	4-0 1B BB		x 0-0 F6		x 0-0 4-3		x 0-3 K		BBB 4-0 BB SH1-4 E BB	3 1 0 0 2 1 2												
Jerry Lumpe, L (1, 4) OBP: 0.332, SLG: 0.323	x 0-0 F9		x 0-0 F4		x 0-0 F6		x 0-0 WP 1B		x 0-0 SH1-4	4 0 1 0 0 0 2												
Norm Cash, L (1, 3) OBP: 0.372, SLG: 0.514	x 0-0 1-3 1B		x 0-0 4-3			BBB 4-0 1B SF7 BB	BBB 4-0 1-2 BB		4-0 BB E IBB	2 2 1 0 3 0 1												
Gates Brown, L (1, 7) OBP: 0.307, SLG: 0.471	0-3 K			x 0-0 HR		x 0-0 5-3 1B	x 0-0 F5		BBB 4-0 E 1-2 2B 2-3 BB	4 2 2 1 1 1 4												
Willie Horton, R (1, 9) OBP: 0.342, SLG: 0.488	x 0-0 F7			BBB 4-0 SH5-3 BB		x 0-0 SF7		x 0-0 5-3 2B 1B	x 0-0 E6 2B 1B	3 2 1 2 1 0 3												
Bill Freehan, R (1, 2) OBP: 0.307, SLG: 0.341		0-3 K		x 0-0 SH5-3 1-2		x 0-0 5-3		x 0-0 5-3	x 0-0 1-3 2B 1B	4 1 1 1 0 1 2												
Mickey Stanley, R (1, 8) OBP: 0.256, SLG: 0.377		x 0-0 F2		x 0-0 2-3		SS 0-3 K		x 0-0 2B	x 0-0 2H 1B	5 0 2 3 0 1 2												
Ray Oyler, R (1, 6) OBP: 0.261, SLG: 0.298		0-3 K		x 0-0 5-3			x 0-0 1B SH3 WP 1B	x 0-0 6-3	SS 0-3 K	5 1 1 0 0 2 3												
Denny McLain, R (1, 1) OBP: 0.123, SLG: 0.054			BBB 4-0 BB		BBB 0-3 K		x 0-0 SH3	x 0-3 K	x 0-0 F3	3 0 0 0 1 2 2												
Inning Stats	R: 0 E: 0 K: 1 S: 6	H: 1 LOB: 2 BB: 1 P: 10	R: 0 E: 0 K: 2 S: 7	H: 0 LOB: 0 BB: 0 P: 7	R: 0 E: 0 K: 0 S: 3	H: 0 LOB: 1 BB: 1 P: 7	R: 1 E: 0 K: 0 S: 4	H: 1 LOB: 1 BB: 1 P: 8	R: 0 E: 0 K: 1 S: 5	H: 0 LOB: 0 BB: 0 P: 5	R: 1 E: 0 K: 1 S: 6	H: 1 LOB: 1 BB: 1 P: 10	R: 1 E: 0 K: 1 S: 7	H: 2 LOB: 2 BB: 1 P: 11	R: 1 E: 0 K: 1 S: 7	H: 2 LOB: 1 BB: 0 P: 7	R: 5 E: 1 K: 1 S: 8	H: 2 LOB: 1 BB: 3 P: 20	1B: 6 2B: 2 3B: 0 HR: 1	SF: 1 SAC: 3 DP: 0 HBP: 0	WP: 1 PB: 0 SB: 0 CS: 0	PA: 45
PITCHER	IP WLS BF H R ER SO BB IBB HBP BLK WP HR S P ERA WHIP																					
Jim Duckworth, R (1, 1) ERA: 3.94	6.0 L 25 3 2 2 5 4 0 0 0 0 0 1 31 47 3.00 1.167																					
Buster Narum, R (7, 1) ERA: 4.46	0.2 5 2 1 1 1 1 0 0 0 0 1 0 6 10 13.50 4.500																					
Mike McCormick, L (7, 1) ERA: 3.36	0.1 1 0 0 0 0 0 0 0 0 0 0 0 1 1 0.00 0.000																					
Phil Ortega, R (8, 1) ERA: 5.11	1.1 9 2 4 4 1 2 1 0 0 0 0 0 8 20 27.00 3.000																					
Steve Ridzik, R (9, 1) ERA: 4.02	0.2 5 2 2 1 1 0 0 0 0 0 0 0 7 7 13.50 3.000																					

Detroit Tigers @ Washington Senators
D.C. Stadium, Washington, DC
Sat Oct 02 1965, 3:33 AM EDT
Unknown

livebaseballscorecards.com

AB	33
R	9
H	9
RBI	7
BB	8
SO	8
LOB	21




Batter	1	2	3	4	5	6	7	8	9	AB	R	H	RBI	BB	SO	LOB
Don Blasingame, L (1, 4) OBP: 0.288, SLG: 0.295	0-0 F9		0-0 L4			0-0 4-3		4-0 BB		3	0	0	0	1	0	0
Joe Cunningham, L (1, 3) OBP: 0.375, SLG: 0.328	0-0 F8			0-0 4-3		0-0 1B 1B		0-3 K		4	0	1	0	0	1	1
Willie Kirkland, L (1, 7) OBP: 0.266, SLG: 0.395	0-0 F9			0-3 K		0-0 1B G6-3		0-0 F9		4	0	1	0	0	1	1
Jim King, L (1, 9) OBP: 0.337, SLG: 0.430		0-0 F9		4-0 BB		0-0 G6-3		0-0 F3		3	0	0	0	1	0	3
Ken McMullen, R (1, 5) OBP: 0.326, SLG: 0.419		0-0 F7		0-0 F8			0-0 4-3		0-0 6-3	4	0	0	0	0	0	1
Don Lock, R (1, 8) OBP: 0.318, SLG: 0.374		4-0 BB			0-0 6-3		0-0 3-1		4-0 1B E BB	2	0	0	0	1	0	0
Fred Valentine, S (9, PH) OBP: 0.353, SLG: 0.241										0	1	0	0	1	0	0
Jim French, L (1, 2) OBP: 0.442, SLG: 0.400		0-0 1-3			0-3 K		4-0 1B BB		0-0 1B E 1B	3	0	1	0	1	1	1
Ed Brinkman, R (1, 6) OBP: 0.253, SLG: 0.259			0-0 5-3		0-0 1B		0-0 1B		0-0 F8	4	0	2	0	0	0	1
Jim Duckworth, R (1, 1) Buster Narum, R (7, 1) Mike McCormick, L (7, 1) Bob Chance, L (7, PH) Phil Ortega, R (8, 1) Steve Ridzik, R (9, 1) Frank Howard, R (9, PH)			0-0 F6		0-3 K		0-0 4-3		0-3 K	2	0	0	0	0	1	1

Inning Stats	R: 0	H: 0	E: 0	LOB: 0	K: 0	S: 3	P: 3	R: 0	H: 0	E: 0	LOB: 1	K: 0	S: 3	P: 7	R: 0	H: 0	E: 0	LOB: 0	K: 0	S: 3	P: 3	R: 0	H: 0	E: 0	LOB: 1	K: 1	S: 5	P: 9	R: 0	H: 1	E: 0	LOB: 1	K: 2	S: 8	P: 8	R: 0	H: 2	E: 0	LOB: 1	K: 0	S: 4	P: 4	R: 0	H: 1	E: 0	LOB: 2	K: 0	S: 4	P: 8	R: 0	H: 0	E: 0	LOB: 1	K: 1	S: 5	P: 9	R: 1	H: 1	E: 1	LOB: 1	K: 1	S: 6	P: 10	1B: 5	2B: 0	3B: 0	HR: 0	SF: 0	SAC: 0	DP: 1	HBP: 0	WP: 0	PB: 0	SB: 0	CS: 0	PA: 36
PITCHER Denny McLain, R (1, 1) ERA: 2.61	IP	WLS	BF	H	R	ER	SO	BB	IBB	HBP	BLK	WP	HR	S	P	ERA	WHIP	IP	WLS	BF	H	R	ER	SO	BB	IBB	HBP	BLK	WP	HR	S	P	ERA	WHIP	IP	WLS	BF	H	R	ER	SO	BB	IBB	HBP	BLK	WP	HR	S	P	ERA	WHIP																									

DETROIT TIGERS @ WASHINGTON SENATORS
 D.C. Stadium, Washington, DC
 Sat Oct 02 1965, 3:33 AM EDT
 Unknown

AB	31
R	1
H	5
RBI	0
BB	5
SO	5
LOB	12



Batter	1	2	3	4	5	6	7	8	9	AB R H RBI BB SO LOB	TOP																
Don Wert, R (1, 5) OBP: 0.341, SLG: 0.363	0-0 6-3		4-0 WP E BB		0-0 F6		0-0 2B		0-0 2-3 1B	4 1 2 0 1 0 0																	
Bill Freehan, R (1, 2) OBP: 0.306, SLG: 0.339	0-0 F5		0-0 E9 1-H 2-H			4-0 BB HR BB	0-0 L7		0-0 SF9 3-H	3 1 0 1 1 0 1																	
Norm Cash, L (1, 3) OBP: 0.371, SLG: 0.510	0-0 4-3		0-0 F9			4-0 1-2 HR BB	0-3 K		0-0 F9	4 1 0 0 1 1 3																	
Willie Horton, R (1, 7) OBP: 0.341, SLG: 0.492		0-3 K		0-0 F9		0-0 1-H 2-H HR		0-0 5-3		4 1 1 3 0 1 0																	
Don Demeter, R (1, 9) OBP: 0.324, SLG: 0.461		0-0 F5		4-0 S BB		0-0 F8		0-0 E5 FC6-4		3 0 0 0 1 0 0																	
Mickey Stanley, R (1, 8) OBP: 0.256, SLG: 0.368		0-3 K		0-3 K 1-2		4-0 BB		0-0 F9		3 0 0 0 1 2 2																	
George Smith, R (1, 4) OBP: 0.143, SLG: 0.151			0-0 4-3	0-0 F9		0-0 F8		0-0 FC6-4 1-2f		4 0 0 0 0 0 3																	
Ray Oyler, R (1, 6) OBP: 0.265, SLG: 0.298			4-0 WP E S BB		0-0 F3	0-0 5-3			0-0 1B SH1-4 SF9 1B	3 2 1 0 1 0 1																	
Mickey Lolich, S (1, 1) OBP: 0.080, SLG: 0.058			0-0 F9 1-2		0-0 F9		0-3 K		0-0 SH1-4 1-2	3 0 0 0 0 1 1																	
Inning Stats	R: 0 E: 0 K: 0 S: 3	H: 0 LOB: 0 BB: 0 P: 3	R: 0 E: 0 K: 2 S: 7	H: 0 LOB: 0 BB: 0 P: 7	R: 2 E: 1 K: 0 S: 4	H: 0 LOB: 1 BB: 2 P: 12	R: 0 E: 0 K: 1 S: 5	H: 0 LOB: 1 BB: 1 P: 9	R: 0 E: 0 K: 3 S: 3	H: 0 LOB: 0 BB: 0 P: 3	R: 3 E: 0 K: 0 S: 4	H: 1 LOB: 1 BB: 3 P: 16	R: 0 E: 0 K: 2 S: 8	H: 1 LOB: 1 BB: 0 P: 8	R: 0 E: 1 K: 0 S: 4	H: 0 LOB: 1 BB: 0 P: 4	R: 1 E: 0 K: 0 S: 5	H: 2 LOB: 1 BB: 0 P: 5	1B: 2 2B: 1 3B: 0 HR: 1	SF: 1 SAC: 1 DP: 0 HBP: 0	WP: 1 PB: 0 SB: 2 CS: 0	PA: 39					
PITCHER	IP	WLS	BF	H	R	ER	SO	BB	IBB	HBP	BLK	WP	HR	S	P	ERA	WHIP										
Pete Richert, L (1, 1) ERA: 2.6	7.0	L	30	2	5	3	5	6	0	0	0	1	1	34	58	3.86	1.143										
Howie Kopplitz, R (8, 1) ERA: 4.05	2.0		9	2	1	1	0	0	0	0	0	0	0	9	9	4.50	1.000										

Detroit Tigers @ Washington Senators
D.C. Stadium, Washington, DC
 Sat Oct 02 1965, 3:38 AM EDT
 Att. 1,908 - Unknown

AB	31
R	6
H	4
RBI	4
BB	6
SO	5
LOB	11



livebaseballscorecards.com


Batter	1	2	3	4	5	6	7	8	9	AB R H RBI BB SO LOB
Ed Brinkman, R OBP: 0.250, SLG: 0.256 (1, 6)	0-0 F9 ①		0-0 F4 ③		0-0 E6 E 1B		0-3 K ②		0-0 6-3 ③	5 1 0 0 0 1 2
Ken McMullen, R OBP: 0.326, SLG: 0.418 (1, 5)	0-0 F5 ②			0-0 5-3 ①	0-0 E4 1B 1-2 2-H		0-0 1B ③			4 0 1 0 0 0 1
Frank Howard, R OBP: 0.357, SLG: 0.478 (1, 7)	0-0 1B ③			0-0 F9 ②	0-0 BB 1B 1-3 2-H		0-0 F5 ③			4 0 2 1 0 0 1
Woodie Held, R OBP: 0.347, SLG: 0.453 (1, 9)	0-0 F4 ③			4-0 BB BB ③	4-0 FC6-4 BB 1-2			0-0 5-3 ①		2 0 0 0 2 0 1
Brant Alyea, R OBP: 0.286, SLG: 0.692 (1, 3)		0-0 L7 ①		4-0 BB 1-2	0-0 FC6-4 BB 1-2f		0-3 K ②			3 0 0 0 1 1 3
Don Lock, R OBP: 0.315, SLG: 0.371 (1, 8)		0-0 5-3 ②		0-0 5-3 ③		0-0 F3 ①		0-3 K ③		4 0 0 0 0 1 2
Paul Casanova, R OBP: 0.357, SLG: 0.385 (1, 2)		0-0 6-3 ③				0-0 5-3 ①	0-0 L7 ②			4 0 0 0 0 0 0
Don Blasingame, L OBP: 0.288, SLG: 0.293 (1, 4)			0-0 F9 ①		4-0 SH5-4 E BB	0-0 4-3 ③				3 1 0 0 1 0 0
Pete Richert, L OBP: 0.194, SLG: 0.156 (1, 1)			0-3 K ②		0-0 SH5-4 ②		0-0 6-3 ①			1 0 0 0 0 1 0
Ken Hamlin, R OBP: 0.333, SLG: 0.370 (7, PH)										1 0 0 0 0 0 0
Howie Koplitz, R OBP: 0.129, SLG: 0.100 (8, 1)										0 0 0 0 0 0 0
Don Zimmer, R OBP: 0.284, SLG: 0.252 (9, PH)										1 0 0 0 0 0 0

Inning Stats	R: 0	H: 1	E: 0	LOB: 1	K: 0	BB: 0	S: 4	P: 4	R: 0	H: 0	E: 0	LOB: 0	K: 0	BB: 0	S: 3	P: 3	R: 0	H: 0	E: 0	LOB: 2	K: 0	BB: 2	S: 3	P: 11	R: 2	H: 1	E: 2	LOB: 3	K: 0	BB: 2	S: 6	P: 14	R: 0	H: 0	E: 0	LOB: 0	K: 0	BB: 0	S: 3	P: 3	R: 0	H: 1	E: 0	LOB: 1	K: 1	BB: 0	S: 6	P: 6	R: 0	H: 0	E: 0	LOB: 0	K: 2	BB: 0	S: 7	P: 7	R: 0	H: 0	E: 1	LOB: 1	K: 0	BB: 0	S: 4	P: 4	1B: 3	SF: 0	2B: 0	SAC: 1	3B: 0	DP: 0	HR: 0	HBP: 0	WP: 0	PA: 37
Mickey Lolich, L ERA: 3.44 (1, 1)	IP	WLS	BF	H	R	ER	SO	BB	IBB	HBP	BLK	WP	HR	S	P	ERA	WHIP	IP	WLS	BF	H	R	ER	SO	BB	IBB	HBP	BLK	WP	HR	S	P	ERA	WHIP																																								

DETROIT TIGERS @ WASHINGTON SENATORS
D.C. Stadium, Washington, DC

Sat Oct 02 1965, 3:38 AM EDT
Att. 1,908 - Unknown

AB	32
R	2
H	3
RBI	1
BB	4
SO	4
LOB	10



WP	PA
0	37

Batter	1	2	3	4	5	6	7	8	9	AB R H RBI BB SO LOB	TOP
Don Wert, R OBP: 0.341, SLG: 0.363 (1, 5) (3, 4)	0-0 6-3		0-0 5-3		0-0 1B			0-0 SH1-4		3 0 1 0 0 0 1	
Jerry Lumpe, L OBP: 0.333, SLG: 0.323 Gates Brown, L OBP: 0.305, SLG: 0.467 (1, 4) (3, 7)	0-0 F5		4-0 2B BB		0-0 F9			0-0 1-3		1 1 0 0 1 0 0 2 0 0 0 0 0 2	
Norm Cash, L OBP: 0.371, SLG: 0.512 Bill Roman, L OBP: 0.138, SLG: 0.074 (1, 3) (3, PR) (3, 3)	0-0 F8		0-0 2B		0-0 F8			0-0 G3		2 0 1 2 0 0 0 2 0 0 0 0 0 1	
Willie Horton, R OBP: 0.340, SLG: 0.490 (1, 7) (3, 5)		0-3 K	0-0 F9		0-3 K			0-0 FC4-6 1B		4 0 1 0 0 2 1	
Jim Northrup, L OBP: 0.253, SLG: 0.315 (1, 9)		0-0 FC5-4 1B		0-0 6-3		0-0 F8		0-0 FC4-6 BB		4 0 1 0 0 0 1	
Wayne Redmond, R (1, 8)		0-0 FC5-4 1-2f		0-3 K			0-0 5-3	0-0 F7		4 0 0 0 0 1 2	
John Sullivan, L OBP: 0.340, SLG: 0.337 Mickey Stanley, R OBP: 0.256, SLG: 0.368 (1, 2) (9, PR)		0-0 4-3		0-0 F8			4-0 G1-6-3 BB	4-0 1-2 BB		2 0 0 0 2 0 1 0 0 0 0 0 0 0	
Ray Oyster, R OBP: 0.265, SLG: 0.294 (1, 6)			4-0 5-3 SH1-4 2B BB		0-3 K		0-0 G1-6-3 1-2f	0-0 F8		3 1 0 0 1 1 3	
Joe Sparma, R OBP: 0.179, SLG: 0.154 Leo Marentette, R Don Demeter, R OBP: 0.325, SLG: 0.463 Dave Wickersham, R OBP: 0.085, SLG: 0.069 (1, 1) (6, 1) (8, PH) (8, 1)			0-0 SH1-4		0-0 4-3			0-0 SH1-4 1B		1 0 0 0 0 0 0 0 0 0 0 0 0 0 1 0 1 0 0 0 0 0 0 0 0 0 0 0	
Inning Stats	R: 0 E: 0 K: 0 S: 3 H: 0 LOB: 0 BB: 0 P: 3	R: 0 E: 0 K: 1 S: 6 H: 1 LOB: 1 BB: 0 P: 6	R: 2 E: 0 K: 0 S: 4 H: 1 LOB: 1 BB: 2 P: 12	R: 0 E: 0 K: 1 S: 5 H: 0 LOB: 0 BB: 0 P: 5	R: 0 E: 0 K: 1 S: 6 H: 1 LOB: 1 BB: 0 P: 6	R: 0 E: 0 K: 1 S: 5 H: 0 LOB: 0 BB: 0 P: 5	R: 0 E: 0 K: 0 S: 2 H: 0 LOB: 0 BB: 1 P: 6	R: 0 E: 0 K: 0 S: 4 H: 1 LOB: 1 BB: 0 P: 4	R: 0 E: 0 K: 0 S: 4 H: 1 LOB: 2 BB: 1 P: 8	1B: 4 2B: 1 3B: 0 HR: 0 SF: 0 SAC: 2 DP: 1 HBP: 0	WP: 0 PB: 0 SB: 0 CS: 0 PA: 35
PITCHER Joe Coleman, R ERA: 1.5 (1, 1)	IP 9.0 WLS W BF 35 H 5 R 2 ER 2 SO 4 BB 4 IBB 0 HBP 0 BLK 0 WP 0 HR 0 S 39 P 55 ERA 2.00 WHIP 1.000						PITCHER	IP WLS BF H R ER SO BB IBB HBP BLK WP HR S P ERA WHIP			

Detroit Tigers @ Washington Senators
D.C. Stadium, Washington, DC
Sun Oct 03 1965, 3:33 AM EDT
Att. 3,066 - Unknown

livebaseballscorecards.com

AB 29
R 2
H 5
RBI 2
BB 4
SO 4
LOB 12




Batter	1	2	3	4	5	6	7	8	9
Don Blasingame, L (1, 4) OBP: 0.285, SLG: 0.290	0-3 K	0-0 F8			0-0 5-3			0-3 K	
Ken McMullen, R (1, 5) OBP: 0.323, SLG: 0.415	0-0 F3		0-0 1-3		0-0 L7			0-0 1-3	
Dick Nen, L (1, 3) OBP: 0.312, SLG: 0.370	0-3 K		0-0 F7		0-0 3-1			0-3 K	
Frank Howard, R (1, 7) OBP: 0.358, SLG: 0.477		4-0 2B	0-0 5-3		4-0 L7				
Don Lock, R (6, PR) OBP: 0.315, SLG: 0.371		BB			BB				
Willie Kirkland, L (1, 9) OBP: 0.270, SLG: 0.401		0-0 1B		0-0 1B	0-0 L7				
Woodie Held, R (1, 8) OBP: 0.347, SLG: 0.452		1-H		1-3 FC4	1-2				
Jim French, L (1, 2) OBP: 0.435, SLG: 0.378		0-0 F3		0-0 1B	0-3 K				
Ed Brinkman, R (1, 6) OBP: 0.251, SLG: 0.256		4-0 1B		1-2f 3-H FC4	0-0 G3				
Joe Coleman, R (1, 1)		0-0 1B		0-0 F8	0-0 F8				
		1-2 2-H		1-2f FC1-6	0-3 K				
		0-3 K		1-2f FC1-6					

Inning Stats		R: 0	H: 0	E: 0	K: 2	S: 7	R: 2	H: 2	E: 0	K: 1	S: 7	R: 0	H: 0	E: 0	K: 0	S: 3	R: 1	H: 2	E: 0	K: 0	S: 5	R: 0	H: 0	E: 0	K: 0	S: 3	R: 0	H: 0	E: 0	K: 1	S: 5	R: 0	H: 0	E: 0	K: 2	S: 7	R: 0	H: 0	E: 0	K: 0	S: 7														
IP	WLS	BF	H	R	ER	SO	BB	IBB	HBP	BLK	WP	HR	S	P	ERA	WHIP															IP	WLS	BF	H	R	ER	SO	BB	IBB	HBP	BLK	WP	HR	S	P	ERA	WHIP								
Joe Sparna, R (1, 1) ERA: 3.18	5.0	L	21	4	3	3	2	0	0	0	0	0	25	33	5.40	1.200																																							
Leo Marentette, R (6, 1) ERA:	2.0		6	0	0	2	1	0	0	0	0	0	9	13	0.00	0.500																																							
Dave Wickersham, R (8, 1) ERA: 3.78	1.0		3	0	0	2	0	0	0	0	0	0	7	7	0.00	0.000																																							

DETROIT TIGERS @ WASHINGTON SENATORS
D.C. Stadium, Washington, DC
Sun Oct 03 1965, 3:33 AM EDT
Att. 3,066 - Unknown

AB	27
R	3
H	4
RBI	3
BB	3
SO	7
LOB	10

livebaseballscorecards.com



1B: 3	SF: 0	WP: 0	PA: 30
2B: 1	SAC: 0	PB: 0	
3B: 0	DP: 0	SB: 0	
HR: 0	HBP: 0	CS: 0	