

Washington Senators - 1965

Batter	1	2	3	4	5	6	7	8	9	AB	R	H	RBI	BB	SO	LOB	TOP								
Rico Petrocelli, R (1.6)	0-3 K		0-3 K2-3	4-0 CS BB			0-0 F8		0-3 K2-3	4	0	0	0	1	3	0	Boston Red Sox @ Washington Senators D.C. Stadium, Washington, DC Mon Apr 12 1965, 3:33 AM EST Att: 43,554 - Unknown livebaseballscorecards.com								
Lenny Green, L (1.8) OBP: 0.400, SLG: 1.600	0-0 F6		0-0 5-3	0-0 CS			0-0 HR		0-3 K	5	2	2	2	0	1	0									
Carl Yastrzemski, L (1.7)	0-0 4-3		4-0 1B HR				0-3 K			2	1	0	0	2	1	0									
Tony Conigliaro, R (1.9) OBP: 0.750, SLG: 1.500		0-0 E S 1B	0-0 HR				0-0 1-3			4	2	3	1	0	0	1									
Lee Thomas, L (1.3) OBP: 0.250, SLG: 1.000		0-0 3-1	0-0 HR				0-0 4-3		0-3 K	4	1	1	3	0	1	2									
Felix Mantilla, R (1.4) OBP: 0.250, SLG: 1.000		0-0 F7	0-0 HR				0-0 5-3			4	1	1	1	0	0	2									
Frank Malzone, R (1.5)		4-0 E BB	0-0 F6				0-0 F8		0-3 K	3	0	0	0	1	1	0									
Bob Tillman, R (1.2)		0-0 E6					0-3 K		0-0 5-3	4	0	0	0	0	1	2									
Bill Monbouquette, R (1.1)		0-3 K					0-0 4-3		0-3 K	4	0	0	0	0	2	3									
Inning Stats	R: 0 E: 0 K: 1 S: 5	H: 0 LOB: 0 BB: 0 P: 5	R: 0 E: 1 K: 1 S: 7	H: 1 LOB: 3 BB: 1 P: 11	R: 4 E: 0 K: 1 S: 8	H: 3 LOB: 0 BB: 1 P: 12	R: 0 E: 0 K: 0 S: 2	H: 0 LOB: 0 BB: 1 P: 6	R: 1 E: 0 K: 0 S: 4	H: 1 LOB: 1 BB: 1 P: 8	R: 0 E: 0 K: 1 S: 5	H: 0 LOB: 0 BB: 0 P: 5	R: 2 E: 0 K: 2 S: 9	H: 2 LOB: 0 BB: 0 P: 9	R: 0 E: 0 K: 1 S: 5	H: 0 LOB: 0 BB: 0 P: 5	R: 0 E: 0 K: 3 S: 9	H: 0 LOB: 0 BB: 0 P: 9	1B: 2 2B: 0 3B: 0 HR: 5	SF: 0 SAC: 0 DP: 0 HBP: 0	WP: 0 PB: 0 SB: 2 CS: 1	PA: 39			
PITCHER	IP	WLS	BF	H	R	ER	SO	BB	IBB	HBP	BLK	WP	HR	S	P	ERA	WHIP								
Phil Ortega, R (1.1) ERA: 9.0	5.0	L	24	5	5	5	3	4	0	0	0	0	3	26	42	9.00	1.800								
Steve Ridzik, R (6.1) ERA: 6.0	3.0		11	2	2	2	4	0	0	0	0	0	2	19	19	6.00	0.667								
Frank Kreuzter, L (9.1) ERA:	1.0		3	0	0	0	3	0	0	0	0	0	0	9	9	0.00	0.000								

Batter	1	2	3	4	5	6	7	8	9	AB	R	H	RBI	BB	SO	LOB	BOTTOM								
Don Blasingame, L (1.4)	0-0 F3		0-0 F8					0-0 4-3		4	0	0	0	0	0	1	Boston Red Sox @ Washington Senators D.C. Stadium, Washington, DC Mon Apr 12 1965, 3:33 AM EST Att: 43,554 - Unknown livebaseballscorecards.com								
Ken McMullen, R (1.5) OBP: 0.250, SLG: 1.000	0-3 K		0-0 F7				0-0 F6		0-0 HR	4	1	1	1	0	1	0									
Bob Chance, L (1.3) OBP: 0.500, SLG: 0.750							0-0 3-1		0-0 F5	4	0	2	0	0	0	0									
Frank Howard, R (1.7)							0-0 5-3		0-0 F4	3	0	0	0	1	0	1									
Don Lock, R (1.8) OBP: 0.250, SLG: 1.000							0-0 F8		0-0 1-3	4	1	1	1	0	1	2									
Willie Kirkland, L (1.9)							0-0 5-4			2	0	0	0	1	0	2									
Mike Brumley, L (1.2)							0-0 F6		0-0 F5	3	0	0	0	0	1	1									
Ed Brinkman, R (1.6) OBP: 0.333, SLG: 0.333							0-0 4-3		0-0 6-3	3	0	1	0	0	0	0									
Phil Ortega, R (1.1)							0-0 4-3		0-0 F9	1	0	0	0	0	0	0									
Joe Cunningham, L (5, PH)										1	0	0	0	0	1	1									
Steve Ridzik, R (6.1)										0	0	0	0	0	0	0									
Jim King, L (8, PH)										0	0	0	0	0	0	0									
Frank Kreuzter, R (9.1)										0	0	0	0	0	0	0									
Inning Stats	R: 0 E: 0 K: 1 S: 6	H: 1 LOB: 1 BB: 0 P: 6	R: 1 E: 0 K: 1 S: 5	H: 1 LOB: 0 BB: 1 P: 9	R: 0 E: 0 K: 0 S: 3	H: 0 LOB: 0 BB: 0 P: 3	R: 0 E: 0 K: 0 S: 3	H: 1 LOB: 1 BB: 1 P: 7	R: 0 E: 0 K: 1 S: 6	H: 1 LOB: 0 BB: 0 P: 6	R: 0 E: 0 K: 0 S: 3	H: 0 LOB: 0 BB: 0 P: 3	R: 0 E: 0 K: 1 S: 5	H: 0 LOB: 0 BB: 0 P: 5	R: 0 E: 0 K: 0 S: 3	H: 0 LOB: 0 BB: 0 P: 3	R: 1 E: 0 K: 0 S: 4	H: 1 LOB: 0 BB: 0 P: 4	1B: 2 2B: 2 3B: 0 HR: 2	SF: 0 SAC: 0 DP: 1 HBP: 0	WP: 0 PB: 0 SB: 0 CS: 1	PA: 32			
PITCHER	IP	WLS	BF	H	R	ER	SO	BB	IBB	HBP	BLK	WP	HR	S	P	ERA	WHIP								
Bill Monbouquette, R (1.1) ERA: 2.0	9.0	W	32	5	2	2	4	2	0	0	0	0	2	38	46	2.00	0.778								

Batter	1	2	3	4	5	6	7	8	9	AB	R	H	RBI	BB	SO	LOB	TOP					
Rico Petrocelli, R (1, 6)	F9				4-3		F8			3	0	0	0	1	0	1	Boston Red Sox @ Washington Senators D.C. Stadium, Washington, DC Wed Apr 14 1965, 3:33 AM EST Att: 2,654 - Unknown					
Lenny Green, L (1, 8) OBP: 0.556, SLG: 1.333	G4-6-3 BB		4-3 BB		F9		FC5-4 BB			1	0	0	0	3	0	0						
Carl Yastrzemski, L (1, 7) OBP: 0.375, SLG: 0.333	G4-6-3 1-2		4-3			1B 2B	FC5-4			4	1	1	0	0	0	4						
Tony Conigliaro, R (1, 9) OBP: 0.625, SLG: 1.000		G4-6-3 BB	F6			2H 1B		F8		3	0	1	1	1	0	1						
Lee Thomas, L (1, 3) OBP: 0.250, SLG: 0.750	G4-6-3 1-2			1B 2B		K		F8		4	1	1	0	0	1	2						
Felix Mantilla, R (1, 4) OBP: 0.375, SLG: 0.714	FC5 S BB			2H 1B		F7		L1-3		3	0	1	1	1	0	1						
Frank Malzone, R (1, 5)	FC5 1-3			E5 CS		F8		4-3		4	0	0	0	0	0	3						
Bob Tillman, R (1, 2) OBP: 0.250, SLG: 0.143			HR BB	1-2 K			BB 1B	K		3	1	1	0	1	2	1						
Earl Wilson, R (1, 1) OBP: 0.500, SLG: 2.000					1-3		F1	L4		2	1	1	2	0	0	0						
Dick Radatz, R (6, 1)										1	0	0	0	0	0	1						
Dalton Jones, L (9, PH)			1-H HR							1	0	0	0	0	0	0						
Inning Stats	R: 0 E: 0 K: 0 S: 2	H: 0 LOB: 0 BB: 1 P: 6	R: 0 E: 0 K: 0 S: 2	H: 0 LOB: 1 BB: 2 P: 10	R: 2 E: 0 K: 0 S: 3	H: 1 LOB: 1 BB: 3 P: 15	R: 1 E: 1 K: 1 S: 6	H: 2 LOB: 1 BB: 0 P: 6	R: 0 E: 0 K: 0 S: 3	H: 0 LOB: 0 BB: 0 P: 3	R: 1 E: 0 K: 1 S: 7	H: 2 LOB: 1 BB: 0 P: 7	R: 0 E: 0 K: 0 S: 4	H: 1 LOB: 2 BB: 1 P: 8	R: 0 E: 0 K: 0 S: 3	H: 0 LOB: 0 BB: 0 P: 3	R: 0 E: 0 K: 1 S: 5	H: 0 LOB: 0 BB: 0 P: 5	1B: 3 2B: 3 3B: 0 HR: 1	SF: 0 SAC: 0 DP: 3 HBP: 0	WP: 0 PB: 0 SB: 1 CS: 3	PA: 36
PITCHER	IP WLS BF H R ER SO BB IBB HBP BLK WP HR S P ERA WHIP	IP WLS BF H R ER SO BB IBB HBP BLK WP HR S P ERA WHIP	IP WLS BF H R ER SO BB IBB HBP BLK WP HR S P ERA WHIP	IP WLS BF H R ER SO BB IBB HBP BLK WP HR S P ERA WHIP	IP WLS BF H R ER SO BB IBB HBP BLK WP HR S P ERA WHIP	IP WLS BF H R ER SO BB IBB HBP BLK WP HR S P ERA WHIP	IP WLS BF H R ER SO BB IBB HBP BLK WP HR S P ERA WHIP	IP WLS BF H R ER SO BB IBB HBP BLK WP HR S P ERA WHIP	IP WLS BF H R ER SO BB IBB HBP BLK WP HR S P ERA WHIP	IP WLS BF H R ER SO BB IBB HBP BLK WP HR S P ERA WHIP	IP WLS BF H R ER SO BB IBB HBP BLK WP HR S P ERA WHIP	IP WLS BF H R ER SO BB IBB HBP BLK WP HR S P ERA WHIP	IP WLS BF H R ER SO BB IBB HBP BLK WP HR S P ERA WHIP	IP WLS BF H R ER SO BB IBB HBP BLK WP HR S P ERA WHIP	IP WLS BF H R ER SO BB IBB HBP BLK WP HR S P ERA WHIP	IP WLS BF H R ER SO BB IBB HBP BLK WP HR S P ERA WHIP	IP WLS BF H R ER SO BB IBB HBP BLK WP HR S P ERA WHIP					
Buster Narum, R (1, 1) ERA: 5.14	7.0 W 30 6 4 4 2 7 0 0 0 0 1 27 55 5.14 1.857																					
Ron Kline, R (8, 1) ERA:	2.0 S 6 0 0 0 1 0 0 0 0 0 0 8 8 0.00 0.000																					



Batter	1	2	3	4	5	6	7	8	9	AB	R	H	RBI	BB	SO	LOB	BOTTOM			
Don Blasingame, L (1, 4) OBP: 0.125, SLG: 0.375	F8			F9	F9					4	0	1	2	0	0	0	Boston Red Sox @ Washington Senators D.C. Stadium, Washington, DC Wed Apr 14 1965, 3:33 AM EST Att: 2,654 - Unknown			
Ken McMullen, R (1, 5) OBP: 0.250, SLG: 0.571	F8			2B BB		K	6-3			3	1	0	0	1	1	2				
Bob Chance, L (1, 3) Woodie Held, R (8, 7) OBP: 0.500, SLG: 0.714	K			1H 2B		4-3	BB			3	1	1	1	1	1	0				
Frank Howard, R (1, 7) Ron Kline, R (8, 1) OBP: 0.375, SLG: 0.286	K			FC5-4 1B			F4			4	0	2	1	0	1	2				
Don Lock, R (1, 8) OBP: 0.125, SLG: 0.500	K			FC5-4 1-2		L6		F8		4	0	0	0	0	1	2				
Willie Kirkland, L (1, 9) OBP: 0.286, SLG: 0.333	G3			4-3			1B 2B	6-3		4	1	1	0	0	0	1				
Mike Brumley, L (1, 2)				F9			F7	K		4	0	0	0	0	1	1				
Ed Brinkman, R (1, 6) Jim King, L (7, PH) Ken Hamlin, R (7, PR) OBP: 0.200, SLG: 0.200 OBP: 0.500, SLG: 0.500				6-3			K	BB 3B 1B		2	0	0	0	0	1	0				
Buster Narum, R (1, 1) Joe Cunningham, L (7, PH) OBP: 0.500, SLG: 2.000				6-3			HR	1-2 3B BB		2	1	1	1	0	0	0				
Dick Radatz, R (6, 1) ERA: 9.0										0	1	0	0	1	0	0				
Inning Stats	R: 0 E: 0 K: 1 S: 5	H: 0 LOB: 0 BB: 0 P: 5	R: 0 E: 0 K: 2 S: 7	H: 0 LOB: 0 BB: 0 P: 7	R: 0 E: 0 K: 0 S: 3	H: 0 LOB: 0 BB: 0 P: 3	R: 2 E: 0 K: 0 S: 5	H: 2 LOB: 1 BB: 1 P: 9	R: 1 E: 0 K: 1 S: 6	H: 1 LOB: 0 BB: 0 P: 6	R: 0 E: 0 K: 1 S: 6	H: 1 LOB: 1 BB: 0 P: 6	R: 3 E: 0 K: 0 S: 6	H: 3 LOB: 2 BB: 2 P: 14	R: 0 E: 0 K: 1 S: 5	H: 0 LOB: 0 BB: 0 P: 5	1B: 3 2B: 2 3B: 1 HR: 1	SF: 0 SAC: 0 DP: 0 HBP: 0	WP: 0 PB: 0 SB: 0 CS: 0	PA: 34
PITCHER	IP WLS BF H R ER SO BB IBB HBP BLK WP HR S P ERA WHIP	IP WLS BF H R ER SO BB IBB HBP BLK WP HR S P ERA WHIP	IP WLS BF H R ER SO BB IBB HBP BLK WP HR S P ERA WHIP	IP WLS BF H R ER SO BB IBB HBP BLK WP HR S P ERA WHIP	IP WLS BF H R ER SO BB IBB HBP BLK WP HR S P ERA WHIP	IP WLS BF H R ER SO BB IBB HBP BLK WP HR S P ERA WHIP	IP WLS BF H R ER SO BB IBB HBP BLK WP HR S P ERA WHIP	IP WLS BF H R ER SO BB IBB HBP BLK WP HR S P ERA WHIP	IP WLS BF H R ER SO BB IBB HBP BLK WP HR S P ERA WHIP	IP WLS BF H R ER SO BB IBB HBP BLK WP HR S P ERA WHIP	IP WLS BF H R ER SO BB IBB HBP BLK WP HR S P ERA WHIP	IP WLS BF H R ER SO BB IBB HBP BLK WP HR S P ERA WHIP	IP WLS BF H R ER SO BB IBB HBP BLK WP HR S P ERA WHIP	IP WLS BF H R ER SO BB IBB HBP BLK WP HR S P ERA WHIP	IP WLS BF H R ER SO BB IBB HBP BLK WP HR S P ERA WHIP	IP WLS BF H R ER SO BB IBB HBP BLK WP HR S P ERA WHIP				
Earl Wilson, R (1, 1) ERA: 5.4	5.0 L 19 3 3 3 4 1 0 0 0 0 26 30 5.40 0.800																			
Dick Radatz, R (6, 1) ERA: 9.0	3.0 L 15 4 3 3 2 2 0 0 0 0 17 25 9.00 2.000																			



Batter	1	2	3	4	5	6	7	8	9	AB	R	H	RBI	BB	SO	LOB	TOP								
Don Blasingame, L (1,4) OBP: 0.167, SLG: 0.417	F7			G3-6-1 2B	FC4-6			FC6-4		4	0	1	0	0	0	3	Washington Senators @ Chicago White Sox Comiskey Park, Chicago, IL Thu Apr 15 1965, 4:33 AM EST Att: 18,283 - Unknown								
Ken McMullen, R (1,5) OBP: 0.333, SLG: 0.444	6-3			G3-6-1 BB			F8		2	0	0	0	2	0	0										
Bob Chance, L (1,3) Joe Cunningham, L (8,3)	K			G3-6-1			F7		4	0	0	0	0	1	4										
Frank Howard, R (1,7) Woodie Held, R (9,7)		5-3		5-3			F9		4	1	1	1	0	0	1										
Willie Kirkland, L (1,9)		4-3					L6		4	2	2	1	0	0	0										
Don Lock, R (1,8) OBP: 0.167, SLG: 0.417		5-3					K		4	0	1	0	0	1	0										
Mike Brumley, L (1,2) Joe McCabe, R (9,PH) OBP: 1.000, SLG: 1.000			4-3		FC4-6 1B		G3		3	0	0	0	0	0	2										
Ed Brinkman, R (1,6) OBP: 0.111, SLG: 0.111			4-3		K				4	0	0	0	0	2	3										
Bennie Daniels, L (1,1) Roy Sievers, R (9,PH) Mike McCormick, L (9,1) Ron Kline, R (9,1)			4-3		FC4-6 1B				2	0	1	1	1	0	0										
									1	0	0	0	0	0	2										
									0	0	0	0	0	0	0										
Inning Stats	R: 0 E: 0 K: 1 S: 5	H: 0 LOB: 0 BB: 0 P: 5	R: 0 E: 0 K: 0 S: 3	H: 0 LOB: 0 BB: 0 P: 3	R: 0 E: 0 K: 0 S: 3	H: 0 LOB: 0 BB: 0 P: 3	R: 0 E: 0 K: 0 S: 3	H: 1 LOB: 1 BB: 1 P: 7	R: 1 E: 0 K: 1 S: 8	H: 3 LOB: 2 BB: 0 P: 8	R: 0 E: 0 K: 0 S: 3	H: 0 LOB: 0 BB: 0 P: 3	R: 0 E: 0 K: 1 S: 5	H: 0 LOB: 0 BB: 0 P: 5	R: 0 E: 0 K: 1 S: 5	H: 0 LOB: 2 BB: 2 P: 13	R: 2 E: 1 K: 0 S: 6	H: 3 LOB: 1 BB: 0 P: 6	1B: 4 2B: 1 3B: 0 HR: 2	SF: 0 SAC: 0 DP: 2 HBP: 0	WP: 0 PB: 0 CS: 1	PA: 36			
PITCHER	IP	WLS	BF	H	R	ER	SO	BB	IBB	HBP	BLK	WP	HR	S	P	ERA	WHIP								
John Buzhardt, R (1,1) ERA: 1.13	8.0		30	4	1	1	4	3	0	0	0	0	0	35	47	1.12	0.875								
Hoyt Wilhelm, R (9,1) ERA:	0.0	L	2	2	2	2	0	0	0	0	0	0	2	2	2	∞	∞								
Tommy John, L (9,1) ERA:	1.0		4	1	0	0	0	0	0	0	0	0	0	4	4	0.00	1.000								


Batter	1	2	3	4	5	6	7	8	9	AB	R	H	RBI	BB	SO	LOB	BOTTOM								
Tom McCraw, L (1,7) OBP: 0.250, SLG: 0.250	3-1		G4-6-3			G3		FC1-2		4	0	0	0	0	0	4	Washington Senators @ Chicago White Sox Comiskey Park, Chicago, IL Thu Apr 15 1965, 4:33 AM EST Att: 18,283 - Unknown								
Don Buford, S (1,4) OBP: 0.308, SLG: 0.100	6-3			1-3		G3				4	0	0	0	0	0										
Floyd Robinson, L (1,9) OBP: 0.250, SLG: 0.333	1-3			F2		4-3				4	0	0	0	0	0										
Pete Ward, L (1,5) OBP: 0.364, SLG: 0.300		4-3		G3		G3				4	0	1	0	0	0										
John Romano, R (1,2) Hoyt Wilhelm, R (9,1) Tommy John, R (9,1) Dave Nicholson, R (9,PH) Gary Peters, L (9,PH) Bill Skowron, R (1,3) OBP: 0.273, SLG: 0.364		F6		G4-6-3 BB				F7		2	0	0	0	1	0										
										0	0	0	0	0	0										
										0	0	0	0	0	0										
										1	0	1	0	0	0										
										4	0	0	0	0	3										
										4	0	0	0	0	3										
Ron Hansen, R (1,6) Al Weis, S (8,PR) (9,6)			6-3		5-3			E6 1B		3	0	0	0	0	0	0									
Ken Berry, R (1,8) Smoky Burgess, L (8,PH) Danny Cater, R (8,PR) (9,7)								F6		1	0	0	0	1	0										
										1	0	1	0	0	0										
								1B FC1-2 1B		0	0	0	0	0	0										
John Buzhardt, R (1,1) J.C. Martin, L (8,PH) (9,2)										1	0	0	0	0	0										
										1	0	1	1	0	0										
Inning Stats	R: 0 E: 0 K: 0 S: 3	H: 0 LOB: 0 BB: 0 P: 3	R: 0 E: 0 K: 0 S: 3	H: 0 LOB: 0 BB: 1 P: 7	R: 0 E: 0 K: 0 S: 3	H: 0 LOB: 0 BB: 0 P: 3	R: 0 E: 0 K: 0 S: 2	H: 0 LOB: 0 BB: 1 P: 6	R: 0 E: 0 K: 0 S: 3	H: 0 LOB: 0 BB: 0 P: 3	R: 0 E: 0 K: 0 S: 3	H: 0 LOB: 0 BB: 0 P: 3	R: 1 E: 1 K: 0 S: 6	H: 2 LOB: 2 BB: 0 P: 6	R: 0 E: 0 K: 0 S: 5	H: 2 LOB: 2 BB: 0 P: 5	1B: 4 2B: 0 3B: 0 HR: 0	SF: 0 SAC: 1 DP: 2 HBP: 0	WP: 0 PB: 0 CS: 0	PA: 33					
PITCHER	IP	WLS	BF	H	R	ER	SO	BB	IBB	HBP	BLK	WP	HR	S	P	ERA	WHIP								
Bennie Daniels, R (1,1) ERA:	8.0		28	2	1	0	0	2	0	0	0	0	0	26	34	0.00	0.500								
Mike McCormick, L (9,1) ERA:	0.2		3	1	0	0	0	0	0	0	0	0	0	3	3	0.00	1.500								
Ron Kline, R (9,1) ERA:	0.1	S	2	1	0	0	0	0	0	0	0	0	0	2	2	0.00	3.000								

Batter	1	2	3	4	5	6	7	8	9	10	AB	R	H	RBI	BB	SO	LOB										
Don Blasingame, L OBP: 0.313, SLG: 0.500 (1, 4)	4-3		CS 1B			1B 1B		S 1B			4	0	3	1	0	0	0										
Ken McMullen, R OBP: 0.250, SLG: 0.308 (1, 5)	F7		CS 1-2	5-3		K		K2-3 1-2			4	0	0	0	0	2	2										
Bob Chance, L OBP: 0.313, SLG: 0.400 Joe Cunningham, L (9, 3)	K			F9		FC6-4 1B		K			4	0	1	0	0	2	0										
Frank Howard, R OBP: 0.313, SLG: 0.467 Mike McCormick, L Jim Duckworth, R (10, 1)	F4			1B		FC6-4 1-2f		5-3			4	0	1	0	0	0	2										
Willie Kirkland, L OBP: 0.267, SLG: 0.500 (1, 9)	K			F4				4-3			4	0	0	0	0	1	1										
Don Lock, R OBP: 0.125, SLG: 0.313 (1, 8)	K					K		6-3			4	0	0	0	0	2	0										
Mike Brumley, L OBP: 0.071, SLG: 0.071 (1, 2)				E5 2B		G6-4-3 1B		4-3			4	0	1	0	0	0	1										
Ed Brinkman, R OBP: 0.154, SLG: 0.231 (1, 6)				3-1 1B 2B		G6-4-3 1-2f		K			4	1	1	0	0	1	1										
Phil Ortega, R Woodie Held, R (9, 7)				3-1 2-3				K			3	0	0	0	0	2	1										
Inning Stats	R: 0 E: 0 K: 1 S: 5	H: 0 LOB: 0 BB: 0 P: 5	R: 0 E: 0 K: 2 S: 7	H: 0 LOB: 0 BB: 0 P: 7	R: 1 E: 1 K: 0 S: 4	H: 2 LOB: 0 BB: 0 P: 4	R: 0 E: 0 K: 0 S: 4	H: 1 LOB: 1 BB: 0 P: 4	R: 0 E: 0 K: 1 S: 5	H: 1 LOB: 0 BB: 0 P: 5	R: 0 E: 0 K: 2 S: 9	H: 0 LOB: 0 BB: 0 P: 3	R: 0 E: 0 K: 3 S: 10	H: 1 LOB: 1 BB: 0 P: 10	R: 0 E: 0 K: 1 S: 5	H: 0 LOB: 0 BB: 0 P: 5	R: 0 E: 1 K: 0 S: 3	H: 0 LOB: 0 BB: 0 P: 3	1B: 6 2B: 1 3B: 0 HR: 0	SF: 0 SAC: 0 DP: 2 HBP: 0	WP: 0 PB: 0 SB: 1 CS: 1	PA: 36					
PITCHER	IP 9.0	WLS 32	H 7	R 1	ER 1	SO 10	BB 0	IBB 0	HBP 0	BLK 0	WP 0	HR 0	S 52	P 52	ERA 1.00	WHIP 0.778											
Bruce Howard, R ERA: 1.0 Eddie Fisher, R ERA:	(1, 1)	1.0	W 3	0	0	0	0	0	0	0	0	0	0	3	3	0.00	0.000										

Washington Senators @ Chicago White Sox
Comiskey Park, Chicago, IL
Sat Apr 17 1965, 4:33 AM EST
Att: 4,926 - Unknown

livebaseballscorecards.com

AB 35
R 1
H 7
RBI 1
BB 0
SO 10
LOB 8




Batter	1	2	3	4	5	6	7	8	9	10	AB	R	H	RBI	BB	SO	LOB										
Don Buford, S OBP: 0.222, SLG: 0.067 (1, 4)	K2-3		5-3		E3 CS		K		K		5	0	0	0	0	3	0										
Floyd Robinson, L OBP: 0.294, SLG: 0.313 (1, 9)	F5		F9		HBP 1B 1-2		F9		BB BB		4	0	1	0	1	0	0										
John Romano, R OBP: 0.467, SLG: 0.273 (1, 2)	BB		K		HBP 1B 1-2		F7		BB 1-2		3	0	1	0	2	1	0										
Pete Ward, L OBP: 0.313, SLG: 0.267 (1, 5)	1-3			2B SF7 1B	F7		F5		K		5	1	1	0	0	1	5										
Tom McCraw, L OBP: 0.395, SLG: 0.417 (9, 3)		K		1-3 2B	HBP 1-2 2-3		1B S 1B		K		4	0	2	0	0	2	0										
Bill Skowron, R OBP: 0.267, SLG: 0.333 Danny Cater, R OBP: 0.600, SLG: 0.500 (8, PR) (9, 7)	F4		K		K		1B S 1B		2B 1B		4	0	1	0	0	2	5										
Ron Hansen, R OBP: 0.200, SLG: 0.231 (1, 6)		BLK 1B 1B			IBB		6-3		1B 1-2		4	0	2	0	1	1	2										
Ken Berry, R OBP: 0.286, SLG: 0.250 (1, 8)		BLK 1B		SF7		F7		6-3			4	0	2	2	0	0	3										
Bruce Howard, S Smoky Burgess, L Eddie Fisher, R (9, PH) (10, 1)	K			3-H	K		K		4-3		3	0	0	0	0	3	4										
Inning Stats	R: 0 E: 0 K: 1 S: 5	H: 0 LOB: 1 BB: 1 P: 9	R: 0 E: 0 K: 2 S: 9	H: 2 LOB: 2 BB: 0 P: 9	R: 0 E: 0 K: 1 S: 5	H: 0 LOB: 0 BB: 0 P: 5	R: 1 E: 0 K: 2 S: 9	H: 2 LOB: 2 BB: 1 P: 13	R: 0 E: 1 K: 1 S: 7	H: 2 LOB: 3 BB: 0 P: 8	R: 0 E: 0 K: 1 S: 5	H: 0 LOB: 0 BB: 0 P: 5	R: 0 E: 0 K: 1 S: 5	H: 0 LOB: 0 BB: 0 P: 5	R: 0 E: 0 K: 1 S: 7	H: 2 LOB: 3 BB: 0 P: 7	R: 0 E: 0 K: 2 S: 7	H: 0 LOB: 2 BB: 2 P: 15	R: 1 E: 0 K: 1 S: 6	H: 3 LOB: 2 BB: 0 P: 6	1B: 9 2B: 2 3B: 0 HR: 0	SF: 1 SAC: 0 DP: 0 HBP: 1	WP: 0 PB: 0 SB: 2 CS: 1	PA: 44			
PITCHER	IP 8.2	WLS 39	H 8	R 1	ER 1	SO 11	BB 3	IBB 1	HBP 1	BLK 1	WP 0	HR 0	S 56	P 73	ERA 1.04	WHIP 1.269											
Phil Ortega, R ERA: 3.95 Mike McCormick, L ERA: 6.75 Jim Duckworth, R ERA:	(1, 1)	0.2	L 3	1	1	1	2	0	0	0	0	0	0	7	7	13.50	1.500										

Washington Senators @ Chicago White Sox
Comiskey Park, Chicago, IL
Sat Apr 17 1965, 4:33 AM EST
Att: 4,926 - Unknown


livebaseballscorecards.com


AB 38
R 2
H 11
RBI 2
BB 4
SO 13
LOB 19



Batter	1	2	3	4	5	6	7	8	9	AB	R	H	RBI	BB	SO	LOB	TOP			
Ken Hamlin, R (1,4) Willie Kirkland, L (9, FH) OBP: 0.250, SLG: 0.467	G3		F9		4-3			K	F2	4	0	0	0	0	1	2	<p>Washington Senators @ Chicago White Sox</p> <p>Comiskey Park, Chicago, IL</p> <p>Sun Apr 18 1965, 4:33 AM EST</p> <p>Unknown</p>			
Ken McMullen, R (1,5) OBP: 0.250, SLG: 0.294	K			F6		5-3				4	0	1	0	0	1	0				
Woodie Held, R (1,9) OBP: 0.750, SLG: 0.500				FC6-4						2	0	1	0	2	0	1				
Frank Howard, R (1,7) OBP: 0.300, SLG: 0.421	1-3			L7		G5-4-3				4	1	1	0	0	0	3				
Don Lock, R (1,8) OBP: 0.150, SLG: 0.263		K2-3		FC6-4						3	0	0	0	1	1	1				
Roy Sievers, R (1,3)		5-3								4	0	0	0	0	0	2				
Joe McCabe, R (1,2) OBP: 0.800, SLG: 0.667		K								2	0	1	1	2	1	0				
Ed Brinkman, R (1,6) OBP: 0.176, SLG: 0.235			F7							4	0	1	0	0	0	3				
Frank Kreutzer, R (1,1) Dallas Green, L (3,1) Don Zimmer, R (5, PH) Jim Hannan, R (5,1) Doug Camilli, R (8, PH) Nick Willhite, L (8,1) Don Blasingame, L (9, PH)			K							1	0	0	0	0	1	0				
Inning Stats	R: 0 E: 0 K: 1 S: 5	H: 0 LOB: 1 BB: 1 P: 9	R: 0 E: 0 K: 2 S: 7	H: 0 LOB: 0 BB: 0 P: 7	R: 0 E: 0 K: 1 S: 5	H: 0 LOB: 0 BB: 0 P: 5	R: 0 E: 0 K: 0 S: 4	H: 1 LOB: 1 BB: 0 P: 4	R: 0 E: 0 K: 1 S: 6	H: 1 LOB: 2 BB: 1 P: 10	R: 0 E: 0 K: 0 S: 3	H: 0 LOB: 1 BB: 1 P: 7	R: 0 E: 0 K: 1 S: 6	H: 1 LOB: 1 BB: 0 P: 6	R: 1 E: 0 K: 0 S: 5	H: 2 LOB: 3 BB: 2 P: 13		1B: 5 2B: 0 3B: 0 HR: 0	SF: 0 SAC: 0 DP: 1 HBP: 0	WP: 0 CS: 0
PITCHER	IP WLS BF H R ER SO BB IBB HBP BLK WP HR S P ERA WHIP																			
Gary Peters, L (1,1) ERA: 2.3	8.2 W 36 5 1 1 6 6 0 0 0 0 0 0 0 0 42 66 1.04 1.269																			
Ted Wills, L (9,1) ERA:	0.1 S 1 0 0 0 0 0 0 0 0 0 0 0 0 0 1 1 0.00 0.000																			

Batter	1	2	3	4	5	6	7	8	9	AB	R	H	RBI	BB	SO	LOB	BOTTOM			
Don Buford, S (1,4) OBP: 0.273, SLG: 0.167	F4			K						3	0	1	0	1	1	0	<p>Washington Senators @ Chicago White Sox</p> <p>Comiskey Park, Chicago, IL</p> <p>Sun Apr 18 1965, 4:33 AM EST</p> <p>Unknown</p>			
Floyd Robinson, L (1,9) OBP: 0.333, SLG: 0.350										4	1	2	0	0	0	3				
John Romano, R (1,2) OBP: 0.368, SLG: 0.200										4	0	0	0	0	2	2				
Bill Skowron, R (1,3) OBP: 0.263, SLG: 0.316										4	1	1	0	0	0	1				
Tom McCraw, L (9,3) OBP: 0.395, SLG: 0.417										0	0	0	0	0	0	0				
Pete Ward, L (1,5) OBP: 0.400, SLG: 0.333										3	2	2	1	1	1	0				
Danny Cater, R (1,7) OBP: 0.778, SLG: 0.875										4	1	4	1	0	0	0				
Ron Hansen, R (1,6) OBP: 0.211, SLG: 0.235										4	0	1	1	0	0	3				
Ken Berry, R (1,8) OBP: 0.353, SLG: 0.357										2	0	1	1	1	0	0				
Gary Peters, L (1,1) OBP: 0.125, SLG: 0.125										3	0	0	0	0	1	3				
Ted Wills, L (9,1) ERA:										0	0	0	0	0	0	0				
Inning Stats	R: 0 E: 0 K: 1 S: 5	H: 0 LOB: 0 BB: 0 P: 5	R: 2 E: 0 K: 0 S: 7	H: 4 LOB: 3 BB: 1 P: 11	R: 1 E: 0 K: 0 S: 5	H: 3 LOB: 1 BB: 0 P: 5	R: 0 E: 0 K: 1 S: 5	H: 0 LOB: 0 BB: 0 P: 5	R: 2 E: 0 K: 1 S: 7	H: 2 LOB: 1 BB: 1 P: 11	R: 0 E: 0 K: 1 S: 4	H: 1 LOB: 1 BB: 1 P: 8	R: 0 E: 0 K: 0 S: 3	H: 1 LOB: 0 BB: 0 P: 3	R: 0 E: 0 K: 1 S: 5	H: 1 LOB: 0 BB: 0 P: 5	1B: 9 2B: 3 3B: 0 HR: 0	SF: 0 SAC: 0 DP: 2 HBP: 0	WP: 2 CS: 1	PA: 34
PITCHER	IP WLS BF H R ER SO BB IBB HBP BLK WP HR S P ERA WHIP																			
Frank Kreutzer, L (1,1) ERA: 7.36	2.2 L 14 6 3 3 1 0 0 0 0 0 0 0 0 7 7 0.00 0.750																			
Dallas Green, R (3,1) ERA:	1.1 5 1 0 0 1 0 0 0 0 0 0 0 0 7 7 0.00 0.750																			
Jim Hannan, R (5,1) ERA: 6.0	3.0 12 4 2 2 2 1 1 0 0 1 0 0 14 22 6.00 1.667																			
Nick Willhite, L (8,1) ERA:	1.0 3 1 0 0 1 0 0 0 0 0 0 0 5 5 0.00 1.000																			

Batter	1	2	3	4	5	6	7	8	9	AB	R	H	RBI	BB	SO	LOB	TOP		
Don Blasingame, L (1,4) OBP: 0.286, SLG: 0.400	1-3		L6		F8		F5		SH1-4	4	0	1	0	0	3		Washington Senators @ Chicago White Sox Comiskey Park, Chicago, IL Sun Apr 18 1965, 4:38 AM EST Att: 9,316 - Unknown 		
Ken McMullen, R (1,5) OBP: 0.280, SLG: 0.286	G3			FC1-6 1B	F8		F8		BB IBB	4	0	1	0	1	2				
Bob Chance, L (1,3) Joe Cunningham, L (8,3)	4-3			FC1-6 1B 1-2f		5-3		K	BB 1-2 2-3	4	0	0	0	1	1				
Frank Howard, R (1,7) Woodie Held, R (8, PR) OBP: 0.375, SLG: 0.429 OBP: 0.280, SLG: 0.333		K2-6-2 BB		G4-6-3 1B		5-3		WP BB	K	2	0	1	0	2	0				
Willie Kirkland, L (1,9) OBP: 0.250, SLG: 0.389		K2-6-2 1-2f		G4-6-3 1-2f		1B E BB		F6		3	1	0	0	1	4				
Don Lock, R (1,8) OBP: 0.208, SLG: 0.273		5-3			E5 1B	E5 1B			SH5-4 1B WP BB	3	2	1	0	1	0				
Doug Camilli, R (1,2) OBP: 0.600, SLG: 0.600									WP SH5-4 1B	4	1	3	0	0	1				
Ed Brinkman, R (1,6) OBP: 0.150, SLG: 0.200					F4	F8			SH5-4 1-2 2-3	3	0	0	0	0	1				
Pete Richert, L (1,1) Jim King, L (9, PH) Ron Kline, R (9, 1)									BB SH1-4 BB	2	0	1	1	0	1	0			
										0	0	0	0	1	0	0			
										0	0	0	0	0	0	0			
Inning Stats	R: 0 E: 0 K: 0 S: 3	H: 0 LOB: 0 BB: 0 P: 3	R: 0 E: 0 K: 1 S: 4	H: 0 LOB: 0 BB: 1 P: 8	R: 0 E: 0 K: 0 S: 4	H: 1 LOB: 1 BB: 0 P: 4	R: 0 E: 0 K: 0 S: 4	H: 2 LOB: 1 BB: 0 P: 4	R: 1 E: 1 K: 0 S: 6	H: 2 LOB: 2 BB: 0 P: 6	R: 0 E: 0 K: 2 S: 7	H: 0 LOB: 0 BB: 0 P: 7	R: 0 E: 0 K: 1 S: 5	H: 0 LOB: 1 BB: 1 P: 9	R: 2 E: 0 K: 1 S: 6	H: 1 LOB: 3 BB: 4 P: 22	1B: 7 2B: 1 3B: 0 HR: 0	SF: 0 SAC: 0 DP: 2 HBP: 0	WP: 2 PA: 40 CS: 0
PITCHER	IP WLS BF H R ER SO BB IBB HBP BLK WP HR S P ERA WHIP																		
Joe Horlen, R (1,1) ERA: 2.08	7.0 L 28 6 2 0 4 2 0 0 0 0 0 0 34 42 0.00 1.143																		
Eddie Fisher, R (8,1) ERA: 4.5	1.1 7 1 2 2 1 2 0 0 0 1 0 7 15 13.50 2.250																		
Ted Wills, L (9,1) ERA:	0.2 5 0 0 0 1 2 1 0 0 1 0 4 16 0.00 3.000																		

Batter	1	2	3	4	5	6	7	8	9	AB	R	H	RBI	BB	SO	LOB	BOTTOM		
Al Weis, S (1,4) OBP: 0.500, SLG: 0.500	1-3			1B		FC1-4-6 1B	K			4	0	2	0	0	1	2	Washington Senators @ Chicago White Sox Comiskey Park, Chicago, IL Sun Apr 18 1965, 4:38 AM EST Att: 9,316 - Unknown 		
Floyd Robinson, L (1,9) OBP: 0.280, SLG: 0.292	4-3			F2		FC1-4-6 1B 1-2f		6-3		4	0	0	0	0	2				
Danny Cater, R (1,7) OBP: 0.692, SLG: 0.750	5-3			FC4-6 1B		FC4-6 1B		E6 1B		4	0	2	0	0	0				
Bill Skowron, R (1,3) Tom McCraw, L (8, PR) OBP: 0.261, SLG: 0.304 OBP: 0.385, SLG: 0.417		F9		F3		FC4-6 1-2f			G4-6-3 1B	4	0	1	0	0	4				
Pete Ward, L (1,5) OBP: 0.375, SLG: 0.409		L5		FC4-6 1-2f					G4-6-3 1-2f	4	1	1	0	0	4				
Ron Hansen, R (1,6) OBP: 0.174, SLG: 0.190		4-3			1-3		4-3		K	4	0	0	1	0	1				
Ken Berry, R (1,8) OBP: 0.333, SLG: 0.294				G5-4-3 BB		K			6-3	3	0	0	0	1	2				
Jimmie Schaffer, R (1,2) Don Buford, S (7, PR) Eddie Fisher, R (8,1) Ted Wills, L (9,1) Smoky Burgess, L (9, PH) Dave Nicholson, R (9, PR)				G5-4-3		1-3				3	0	1	0	0	0	1			
Joe Horlen, R (1,1) John Romano, R (7, PH) OBP: 0.381, SLG: 0.188				1-3		4-3			F9	2	0	0	0	0	0	1			
										1	0	0	0	1	0	1			
Inning Stats	R: 0 E: 0 K: 0 S: 3	H: 0 LOB: 0 BB: 0 P: 3	R: 0 E: 0 K: 0 S: 3	H: 0 LOB: 0 BB: 0 P: 3	R: 0 E: 0 K: 0 S: 2	H: 0 LOB: 0 BB: 1 P: 6	R: 0 E: 0 K: 0 S: 5	H: 2 LOB: 2 BB: 0 P: 5	R: 0 E: 0 K: 1 S: 5	H: 0 LOB: 0 BB: 0 P: 5	R: 0 E: 0 K: 2 S: 9	H: 2 LOB: 2 BB: 1 P: 13	R: 0 E: 1 K: 0 S: 4	H: 1 LOB: 2 BB: 0 P: 4	R: 0 E: 0 K: 1 S: 5	H: 0 LOB: 1 BB: 1 P: 9	1B: 5 2B: 1 3B: 1 HR: 0	SF: 0 SAC: 0 DP: 2 HBP: 0	WP: 0 PA: 36 CS: 0
PITCHER	IP WLS BF H R ER SO BB IBB HBP BLK WP HR S P ERA WHIP																		
Pete Richert, L (1,1) ERA: 1.13	8.0 W 32 7 1 1 3 3 2 0 0 0 0 0 36 44 1.12 1.125																		
Ron Kline, R (9,1) ERA:	1.0 S 4 0 0 0 1 1 0 0 0 0 0 5 9 0.00 1.000																		

Batter	1	2	3	4	5	6	7	8	9	10	11	AB	R	H	RBI	BB	SO	LOB	TOP					
Paul Blair, R OBP: 0.185, SLG: 0.370 (1, 8)	6-3 ①		5-3 ③			1B 2B		F7 ①	F8 ③			5	1	1	0	0	0	1						
Luis Aparicio, R OBP: 0.259, SLG: 0.360 (1, 6)	4-3 ②			F4 ①		2H 1B		6-3 ②		6-3 ①		5	0	1	1	0	0	0						
Boog Powell, L OBP: 0.296, SLG: 0.400 (1, 7)	F5 ③			F8 ②		G3 ③			2B 1B		6-3 ②	5	0	1	0	0	0	1						
Brooks Robinson, R OBP: 0.308, SLG: 0.538 (1, 5)		F8 ③		6-3 ③				4-3 1B 2B			1-3 2B	5	1	2	0	0	0	0						
Norm Siebern, L OBP: 0.348, SLG: 0.500 (1, 3)		4-0 FC6-4 BB			3-1 ①			4-3 ①	4-3 2-3 BB		F7 ①	3	0	0	0	2	0	1						
Curt Blefary, L OBP: 0.400, SLG: 0.933 Jackie Brandt, R OBP: 0.300, SLG: 0.444 (11, PH) (11, 9)		0-3 K			0-0 G4-6-3 1B			6-3 ③	6-3 ③		F9 ②	4	0	2	1	0	1	4						
John Orsino, R OBP: 0.346, SLG: 0.542 (1, 2)		0-0 FC6-4 1-2			0-0 G4-6-3 1-2			6-3 ②			F4 ①	5	1	1	1	0	0	3						
Jerry Adair, R OBP: 0.304, SLG: 0.200 (1, 4)				F9 ①				5-3 ①	4-0 IBB		K ②	4	0	0	0	1	2	0						
Dave McNally, R Dick Hall, R OBP: 1.000, SLG: 2.000 (7, 1)		0-3 K			4-3 ②			4-3 ②	F8 ③			3	0	0	0	0	1	2						
Inning Stats	R: 0 E: 0 K: 0 S: 3	H: 0 LOB: 0 BB: 0 P: 3	R: 0 E: 0 K: 1 S: 5	H: 0 LOB: 1 BB: 1 P: 9	R: 0 E: 0 K: 1 S: 5	H: 0 LOB: 0 BB: 0 P: 5	R: 0 E: 0 K: 0 S: 3	H: 0 LOB: 0 BB: 0 P: 3	R: 0 E: 0 K: 0 S: 5	H: 2 LOB: 1 BB: 0 P: 5	R: 1 E: 0 K: 0 S: 5	H: 2 LOB: 2 BB: 1 P: 9	R: 0 E: 0 K: 0 S: 5	H: 2 LOB: 3 BB: 1 P: 9	R: 0 E: 0 K: 1 S: 6	H: 1 LOB: 0 BB: 0 P: 6	R: 0 E: 0 K: 0 S: 3	H: 0 LOB: 0 BB: 0 P: 3	R: 1 E: 0 K: 1 S: 6	H: 1 LOB: 0 BB: 0 P: 6	1B: 4 2B: 4 3B: 0 HR: 1	SF: 0 SAC: 0 DP: 1 HBP: 0	WP: 0 PB: 0 SB: 0 CS: 0	PA: 44
PITCHER	IP ERA WLS BF H R ER SO BB IBB HBP BLK WP HR S P ERA WHIP	7.0 1.2 2.0 10 3 0 0 1 1 0 0 0 0 0 0 11 15 0.00 2.000	2.0 L 7 1 1 1 1 0 0 0 0 0 0 1 9 9 4.50 0.500	PITCHER																	IP ERA WLS BF H R ER SO BB IBB HBP BLK WP HR S P ERA WHIP			

Baltimore Orioles @ Washington Senators
D.C. Stadium, Washington, DC
Wed Apr 21 1965, 6:05 PM EST
Att: 10,537 - Unknown


AB 41
R 3
H 9
RBI 3
BB 3
SO 4
LOB 12



Batter	1	2	3	4	5	6	7	8	9	10	11	AB	R	H	RBI	BB	SO	LOB	BOTTOM			
Don Blasingame, L OBP: 0.300, SLG: 0.517 (1, 4)	4-3 ①		6-3 ①			FC6-2 3B		F6 ①		F9 ②		5	0	1	0	0	0	0				
Woodie Held, R OBP: 0.500, SLG: 0.286 (1, 9)	4-0 1B BB		0-3 K		FC6-2 3H		1B 1B		5-3 ③			4	0	1	0	1	1	1				
Bob Chance, L OBP: 0.276, SLG: 0.429 (1, 3)	0-3 K		0-0 1-3		0-3 K		F8 ②				1B 1B	5	0	1	0	0	2	3				
Frank Howard, R OBP: 0.333, SLG: 0.367 (1, 7)	0-0 FC4 1B			F8 ①		1-3 ①		1-3 1B			F7 ②	5	0	2	0	0	0	0				
Don Lock, R OBP: 0.273, SLG: 0.276 (1, 8)	0-0 FC4 1-2			4-0 1B BB		4-0 1B SF8 BB		G3 ③			F7 ③	3	1	0	0	2	0	4				
Ken McMullen, R OBP: 0.281, SLG: 0.259 Joe Cunningham, L (11, PH)		4-0 1-3 BB			F9 ②		1-3 1B		F4 ①			3	0	1	0	1	0	1				
Joe McCabe, R OBP: 0.556, SLG: 0.500 Willie Kirkland, L OBP: 0.200, SLG: 0.304 (11, PH)		0-3 K			0-0 1B		SF8 3H		F2 ②			3	0	1	1	0	1	1				
Ed Brinkman, R OBP: 0.148, SLG: 0.185 Roy Sievers, R (11, PH)		0-0 1-3			0-0 1-3		1-3 ③		F8 ③			4	0	0	0	0	0	4				
Bennie Daniels, L OBP: 0.400, SLG: 0.250 Don Zimmer, R OBP: 0.500, SLG: 2.000 Ron Kline, R (8, 1) Jim Kling, L OBP: 0.400, SLG: 0.250 Frank Kreutzer, R (10, 1)		0-0 4-3 ③			0-3 K				F8 ①			2	0	0	0	0	1	1				
Inning Stats	R: 0 E: 0 K: 1 S: 6	H: 1 LOB: 2 BB: 1 P: 10	R: 0 E: 0 K: 1 S: 5	H: 0 LOB: 1 BB: 1 P: 9	R: 0 E: 0 K: 1 S: 5	H: 0 LOB: 0 BB: 0 P: 5	R: 0 E: 0 K: 0 S: 4	H: 1 LOB: 2 BB: 1 P: 8	R: 0 E: 0 K: 0 S: 4	H: 1 LOB: 1 BB: 0 P: 8	R: 1 E: 0 K: 0 S: 6	H: 3 LOB: 2 BB: 0 P: 6	R: 0 E: 0 K: 0 S: 3	H: 0 LOB: 0 BB: 0 P: 3	R: 0 E: 0 K: 0 S: 3	H: 1 LOB: 1 BB: 0 P: 3	R: 0 E: 0 K: 2 S: 7	H: 0 LOB: 0 BB: 0 P: 7	1B: 6 2B: 0 3B: 1 HR: 1	SF: 1 SAC: 0 DP: 0 HBP: 0	WP: 0 PB: 0 SB: 0 CS: 0	PA: 44
PITCHER	IP ERA WLS BF H R ER SO BB IBB HBP BLK WP HR S P ERA WHIP	6.2 3.6 4.1 W 13 1 0 0 2 0 0 0 0 0 0 17 17 0.00 0.231	PITCHER																	IP ERA WLS BF H R ER SO BB IBB HBP BLK WP HR S P ERA WHIP		

Baltimore Orioles @ Washington Senators
D.C. Stadium, Washington, DC
Wed Apr 21 1965, 6:05 PM EST
Att: 10,537 - Unknown

AB 39
R 2
H 8
RBI 2
BB 4
SO 7
LOB 15



Batter	1	2	3	4	5	6	7	8	9	AB	R	H	RBI	BB	SO	LOB	TOP			
Danny Cater, R OBP: 0.560, SLG: 0.826	F9		5-3		L1	HR		BB		4	1	1	2	1	0	0	Chicago White Sox @ Washington Senators D.C. Stadium, Washington, DC Fri Apr 23 1965, 6:05 PM EST Att: 5,119 - Unknown livebaseballscorecards.com			
Floyd Robinson, L OBP: 0.243, SLG: 0.243	4-3		E5		1-4-3	HBP		K		4	0	0	0	0	1	1				
John Romano, R OBP: 0.344, SLG: 0.333	HR		F4		1B	K			F7	5	1	2	1	0	1	2				
Bill Skowron, R OBP: 0.324, SLG: 0.528	HBP				2B	2B			F2	4	1	3	0	0	0	0				
Tom McCraw, L OBP: 0.313, SLG: 0.333	HBP				1-3	1B				0	0	0	0	0	0	0				
Pete Ward, L OBP: 0.395, SLG: 0.364	F8				K	F6			4-3	4	0	0	0	1	1	4				
Ron Hansen, R OBP: 0.229, SLG: 0.194		F9			F5	1B	G3	BB	K	3	1	0	0	1	1	3				
Ken Berry, R OBP: 0.364, SLG: 0.464		5-3				F1	G6-4-3			4	0	1	1	0	0	3				
Al Weis, S OBP: 0.250, SLG: 0.182										1	0	0	0	1	0	0				
Don Buford, S OBP: 0.306, SLG: 0.227		1-3								2	1	2	0	0	0	0				
Juan Pizarro, L OBP: 0.333, SLG: 0.200										0	0	0	0	0	0	0				
Bob Locker, S OBP: 0.333, SLG: 0.200										2	0	0	0	0	2	2				
Smoky Burgess, L OBP: 0.333, SLG: 0.200										1	0	0	1	0	0	1				
Ted Wills, L										0	0	0	0	0	0	0				
Eddie Fisher, R										1	0	0	0	0	1	1				
Inning Stats	R: 1 E: 0 K: 0 S: 4	H: 1 LOB: 1 BB: 0 P: 5	R: 0 E: 0 K: 0 S: 3	H: 0 LOB: 0 BB: 0 P: 3	R: 0 E: 1 K: 1 S: 6	H: 0 LOB: 1 BB: 0 P: 6	R: 1 E: 0 K: 2 S: 9	H: 2 LOB: 2 BB: 1 P: 13	R: 0 E: 0 K: 1 S: 5	H: 2 LOB: 1 BB: 1 P: 12	R: 0 E: 0 K: 1 S: 5	H: 1 LOB: 1 BB: 1 P: 9	R: 0 E: 0 K: 2 S: 7	H: 1 LOB: 1 BB: 1 P: 11	R: 0 E: 0 K: 0 S: 3	H: 0 LOB: 0 BB: 0 P: 3	1B: 5 2B: 2 3B: 0 HR: 2	SF: 0 SAC: 0 DP: 1 HBP: 2	WP: 0 PB: 0 CS: 1	PA: 41
PITCHER	IP WLS BF H R ER SO BB IBB HBP BLK WP HR S P ERA WHIP																			
Pete Richert, L ERA: 2.08	(1, 1) 5.0 23 5 2 2 3 0 1 1 0 0 1 27 32 3.60 1.000																			
Steve Ridzik, R ERA: 6.43	(6, 1) 1.0 L 7 2 3 3 1 1 0 1 0 0 1 7 12 27.00 3.000																			
Frank Kreuzer, L ERA: 4.7	(7, 1) 2.0 8 2 0 0 3 2 0 0 0 0 0 12 20 0.00 2.000																			
Ron Kline, R ERA:	(9, 1) 1.0 3 0 0 0 0 0 0 0 0 0 0 3 3 0.00 0.000																			

Batter	1	2	3	4	5	6	7	8	9	AB	R	H	RBI	BB	SO	LOB	BOTTOM					
Don Blasingame, L OBP: 0.333, SLG: 0.472	G1-4-3 HBP		G1					F4		3	0	1	0	1	0	1	Chicago White Sox @ Washington Senators D.C. Stadium, Washington, DC Fri Apr 23 1965, 6:05 PM EST Att: 5,119 - Unknown livebaseballscorecards.com					
Ken McMullen, R OBP: 0.285, SLG: 0.265	F6		1-3		SF8		K		FC4-6 BB	3	0	0	1	1	1	2						
Woodie Held, R OBP: 0.467, SLG: 0.273	G1-4-3 1-2		4-3						FC4-6 BB	4	0	1	0	1	1	2						
Frank Howard, R OBP: 0.310, SLG: 0.368		BB FC6-4 BB		6-3		K			FC6-4 BB	4	1	0	0	1	1	6						
Roy Sievers, R		BB FC6-4 BB							FC6-4 BB	1	1	0	0	1	1	0						
Joe Cunningham, L		FC6-4 5-3 BB							FC6-4 BB	1	0	0	0	2	0	1						
Don Lock, R OBP: 0.293, SLG: 0.235		FC6-4 1-2 2-3 BB							FC6-4	3	0	0	0	1	2	4						
Joe McCabe, R OBP: 0.455, SLG: 0.375		FC6-4								2	0	0	1	0	1	2						
Bob Chance, L OBP: 0.265, SLG: 0.394		FC6-4								1	0	0	0	0	1	1						
Frank Kreuzer, R		5-3								0	0	0	0	0	0	0						
Jim King, L OBP: 0.200, SLG: 0.111		1-2 2-3 3-H								1	0	0	0	0	0	0						
Ron Kline, R										0	0	0	0	0	0	0						
Ed Brinkman, R OBP: 0.206, SLG: 0.235		5-3								4	1	2	1	0	0	1						
Pete Richert, L OBP: 0.333, SLG: 0.333										1	0	0	0	0	0	1						
Willie Kirkland, L OBP: 0.222, SLG: 0.360		5-3								1	0	1	0	0	0	0						
Steve Ridzik, R										0	0	0	0	0	0	0						
Mike Brumley, L OBP: 0.118, SLG: 0.118										2	0	1	0	0	0	2						
Inning Stats	R: 0 E: 0 K: 0 S: 2	H: 0 LOB: 0 BB: 0 P: 3	R: 2 E: 0 K: 0 S: 3	H: 0 LOB: 1 BB: 3 P: 15	R: 0 E: 0 K: 0 S: 3	H: 0 LOB: 0 BB: 0 P: 3	R: 0 E: 0 K: 2 S: 7	H: 0 LOB: 0 BB: 0 P: 7	R: 1 E: 0 K: 2 S: 9	H: 2 LOB: 3 BB: 2 P: 17	R: 0 E: 0 K: 2 S: 8	H: 1 LOB: 2 BB: 1 P: 12	R: 0 E: 0 K: 1 S: 7	H: 2 LOB: 3 BB: 1 P: 11	R: 0 E: 0 K: 0 S: 4	H: 1 LOB: 1 BB: 0 P: 4	R: 0 E: 0 K: 1 S: 5	H: 0 LOB: 1 BB: 1 P: 9	1B: 5 2B: 1 3B: 0 HR: 0	SF: 1 SAC: 0 DP: 1 HBP: 1	WP: 0 PB: 1 CS: 0	PA: 41
PITCHER	IP WLS BF H R ER SO BB IBB HBP BLK WP HR S P ERA WHIP																					
Juan Pizarro, L ERA: 18.0	(1, 1) 1.0 W 16 2 1 1 4 1 1 0 0 0 0 22 30 2.25 0.750																					
Bob Locker, R ERA: 6.0	(2, 1) 4.0 16 2 1 1 4 1 1 0 0 0 0 22 30 2.25 0.750																					
Ted Wills, L ERA:	(6, 1) 0.0 1 0 0 0 0 1 0 0 0 0 0 0 4 ∞ ∞																					
Eddie Fisher, R ERA: 1.69	(6, 1) 4.0 S 18 4 0 0 4 2 0 0 0 0 0 0 24 32 0.00 1.500																					

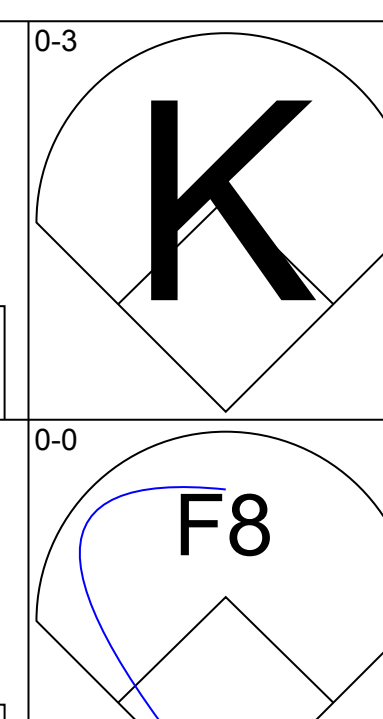
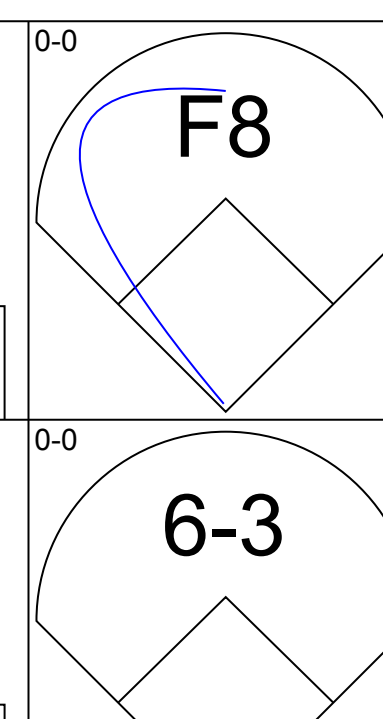
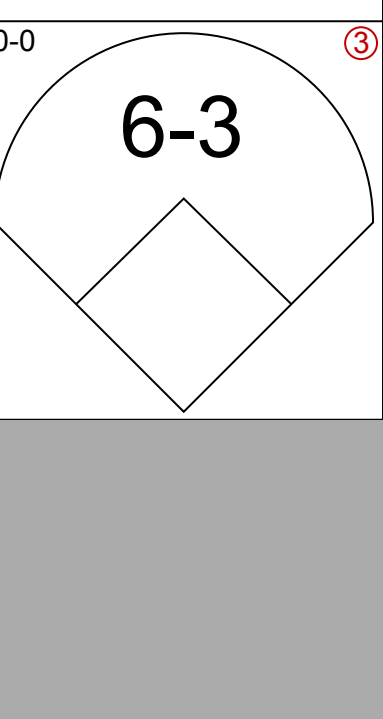
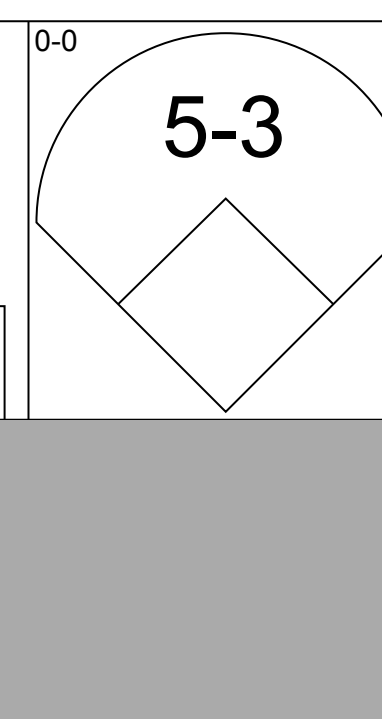
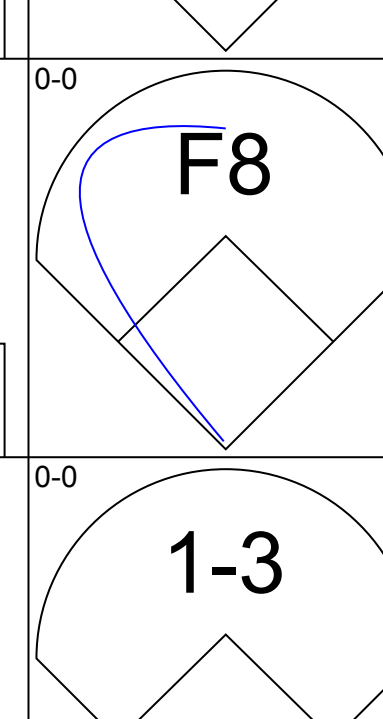
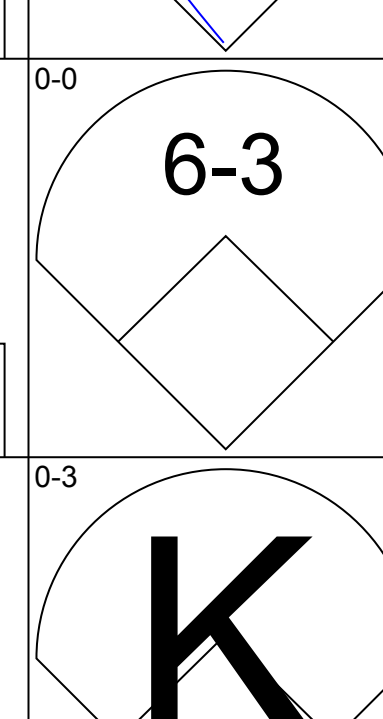
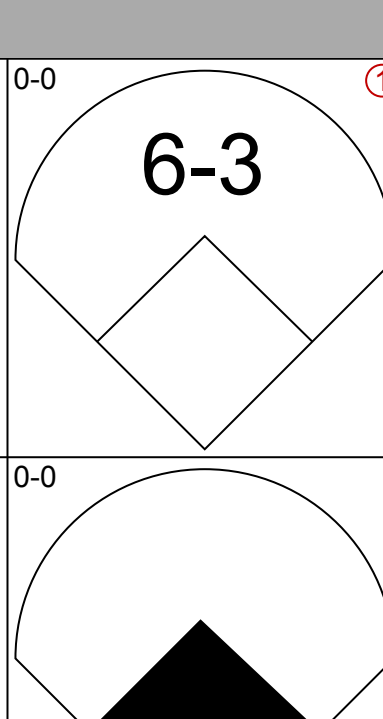
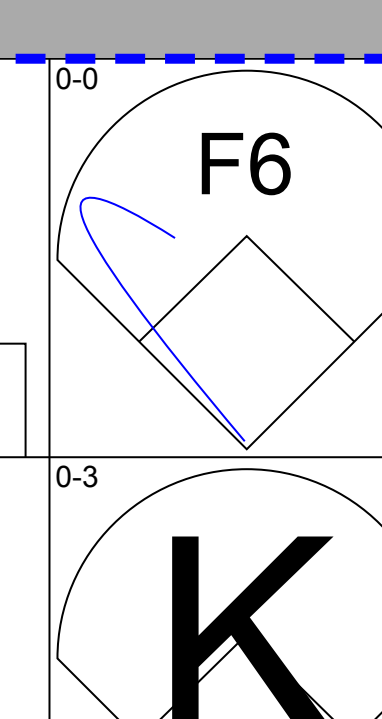
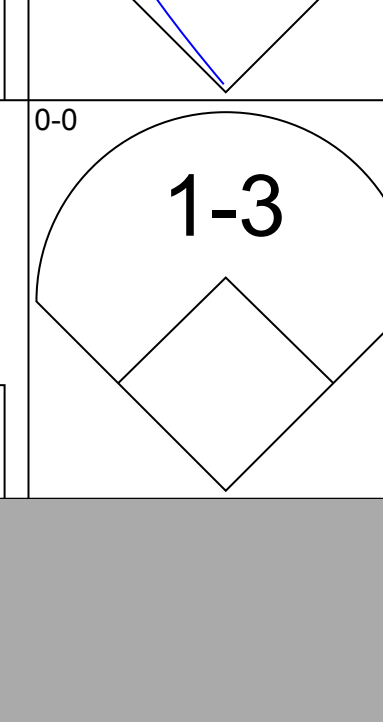
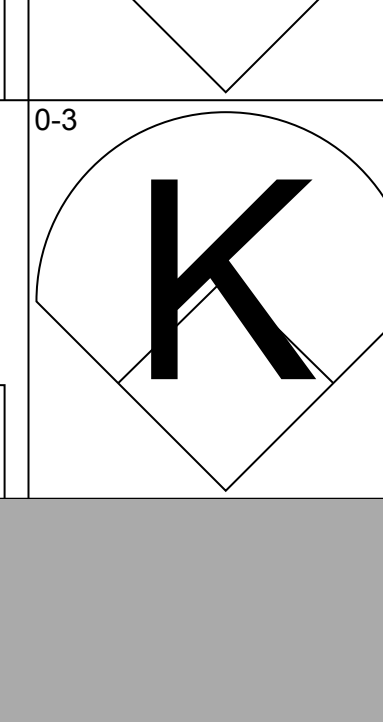
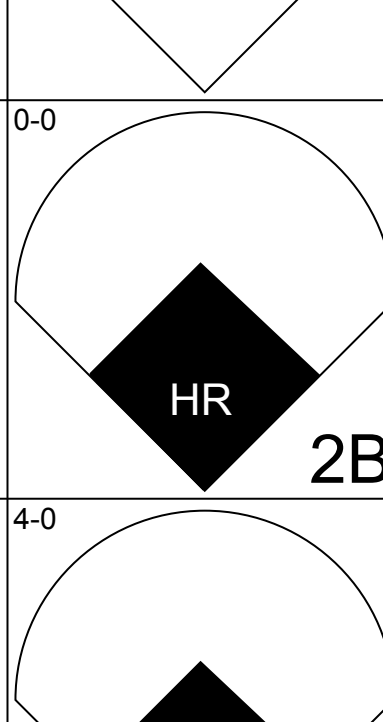
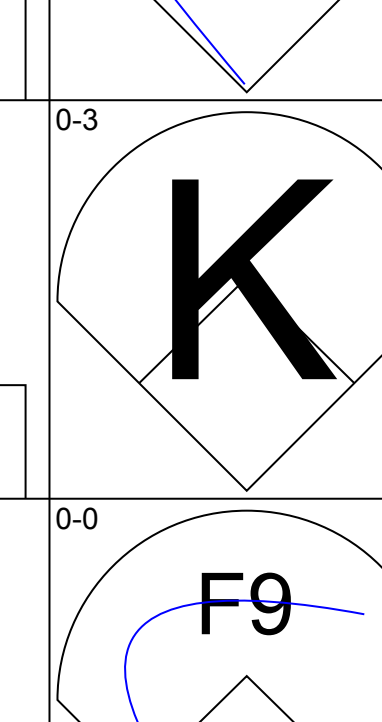
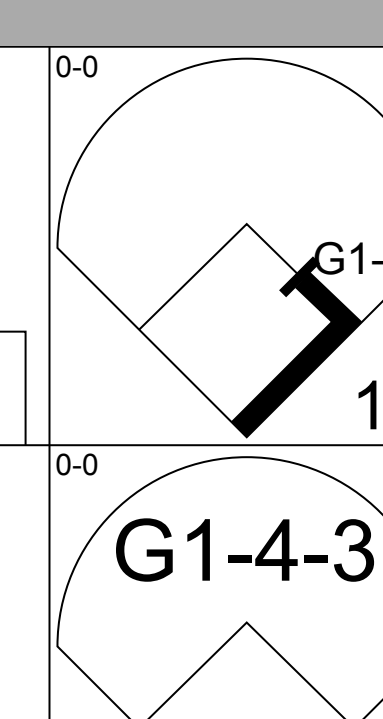
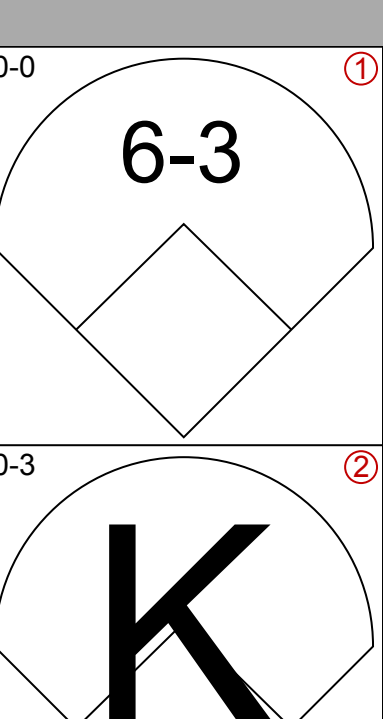
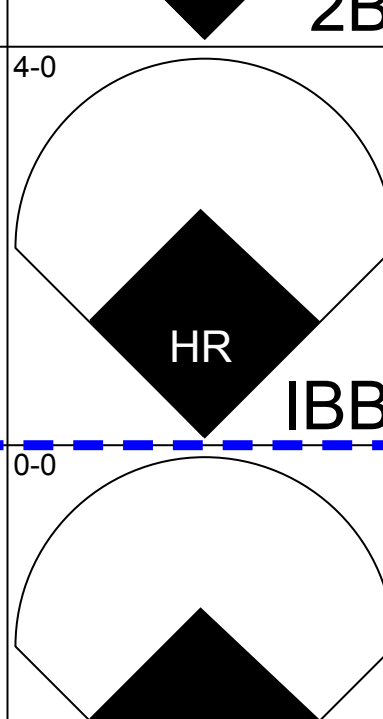
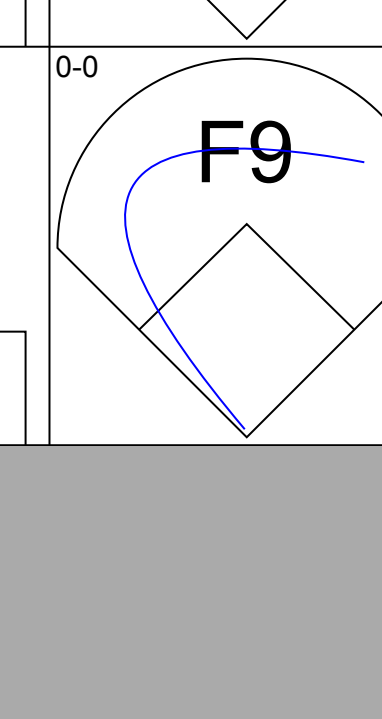
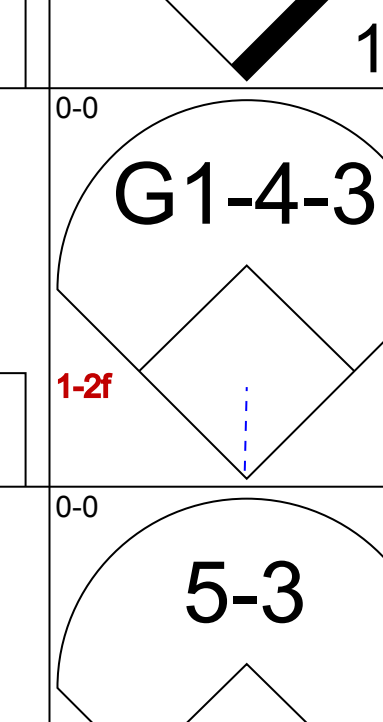
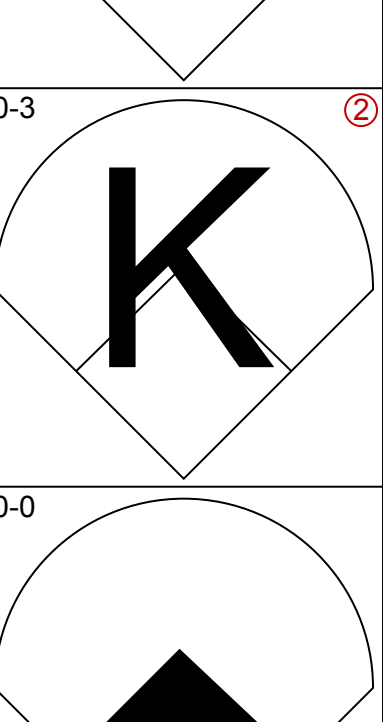
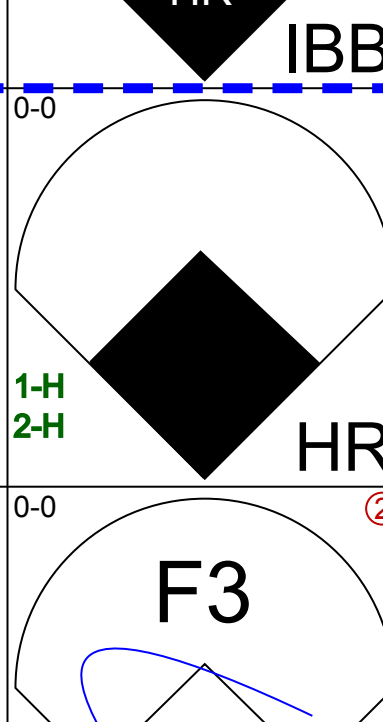
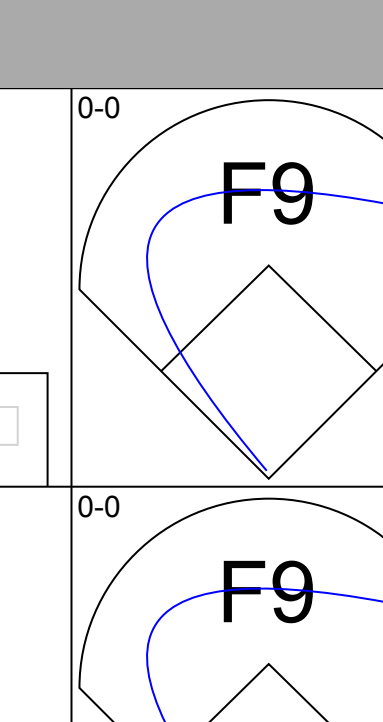
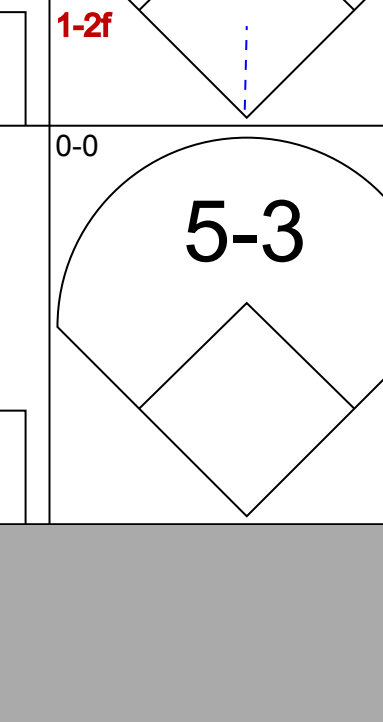
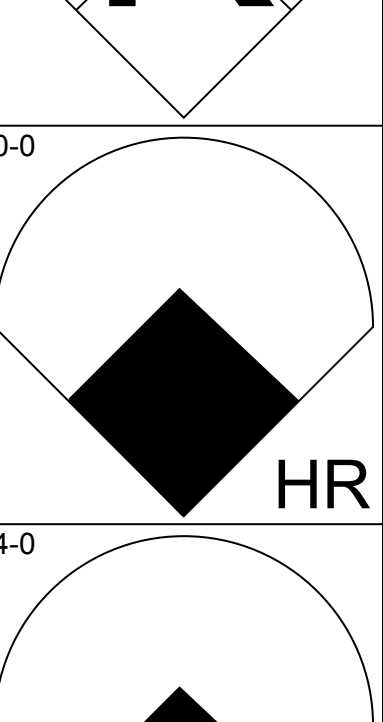
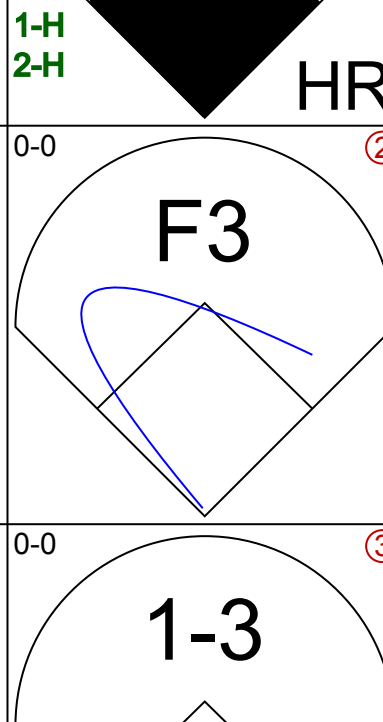
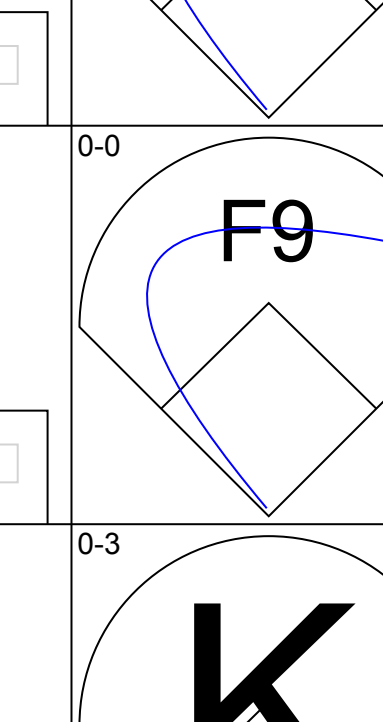
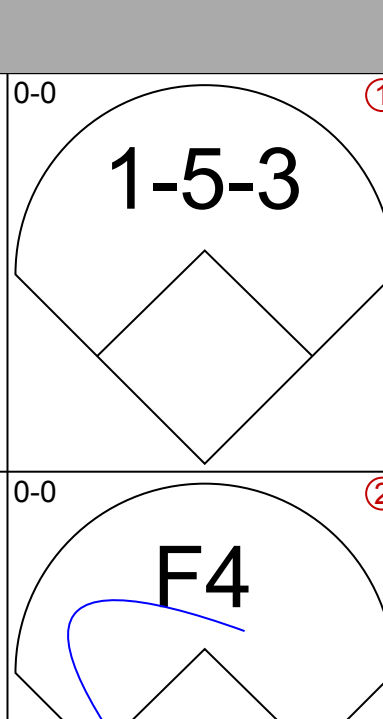
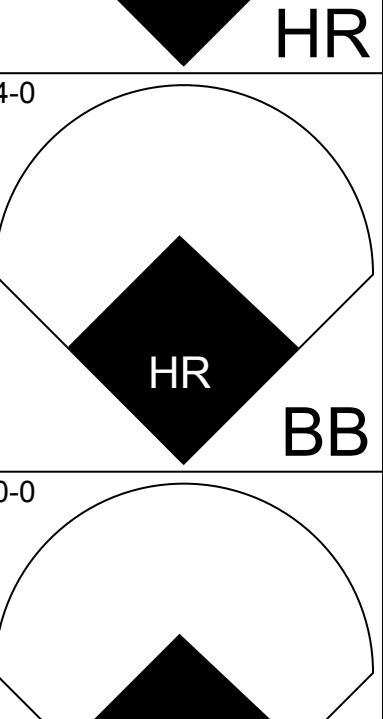
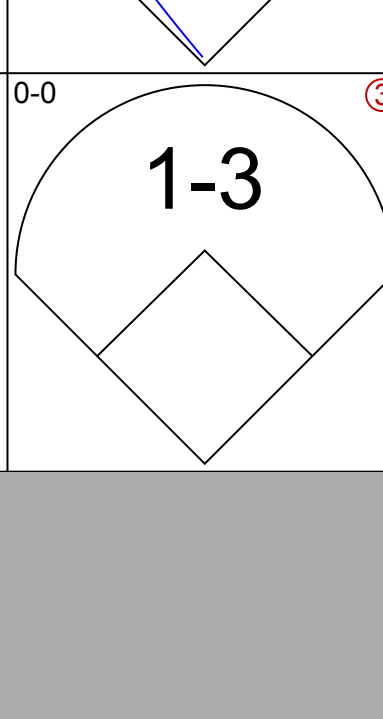
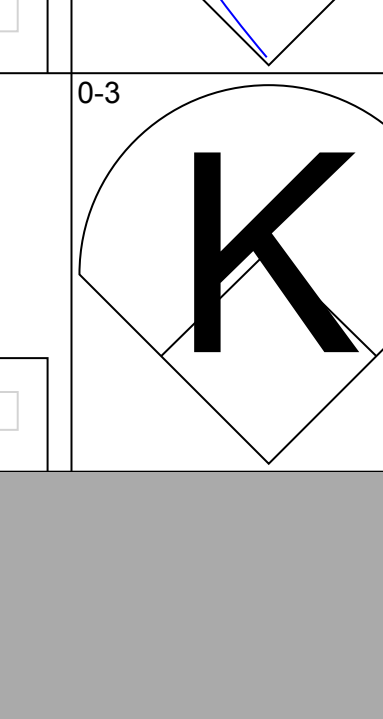
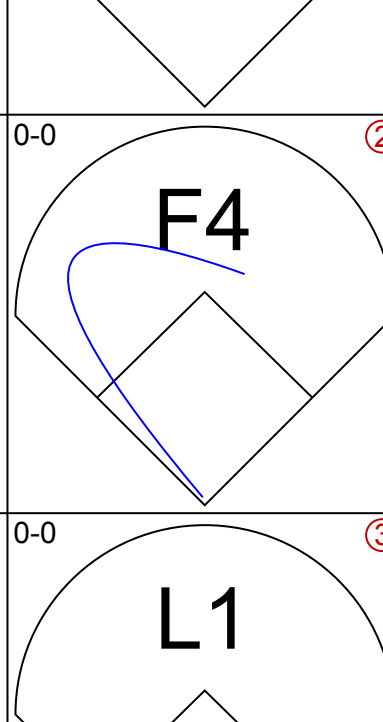
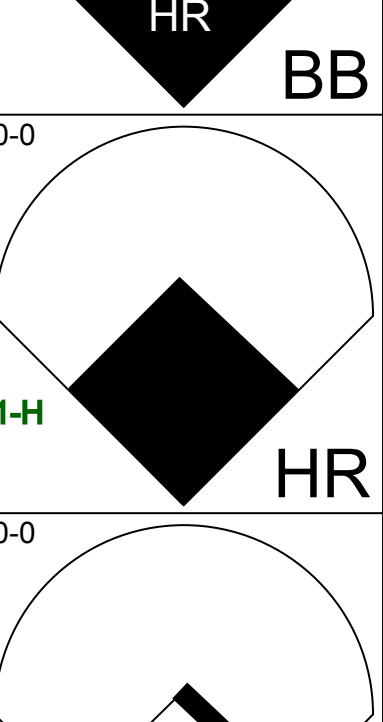
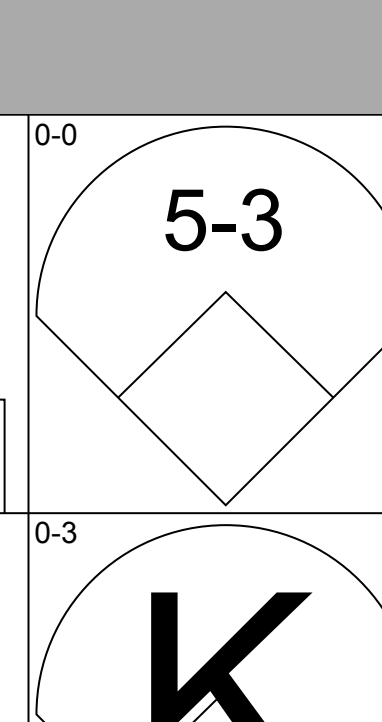
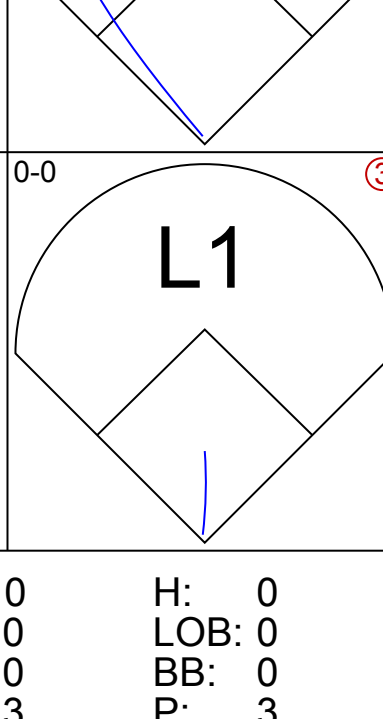
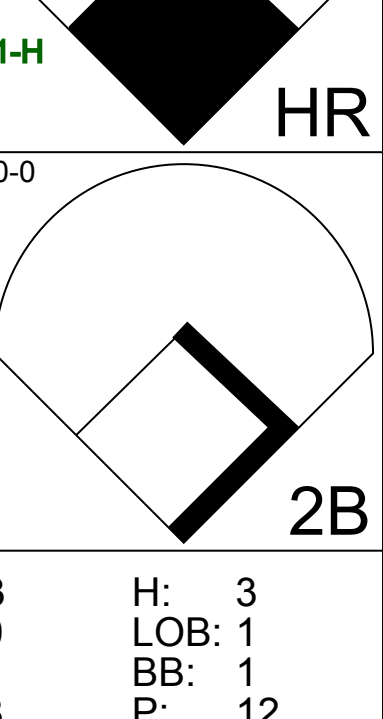
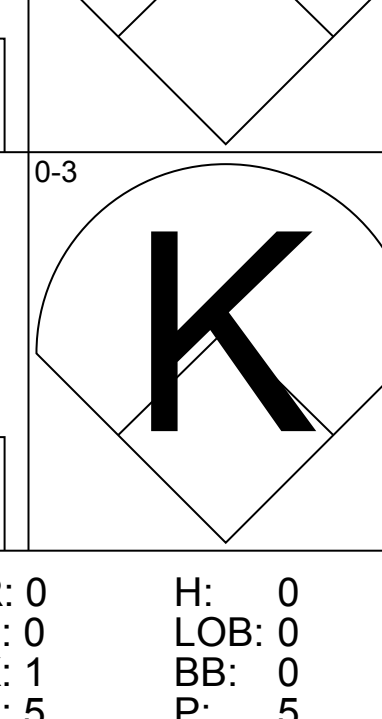
Batter	1	2	3	4	5	6	7	8	9	AB	R	H	RBI	BB	SO	LOB	TOP
Danny Cater, R OBP: 0.500, SLG: 0.714 (1, 7)	F8		K		F4		1B HR 1B	K		5	1	1	0	0	2	3	Chicago White Sox @ Washington Senators D.C. Stadium, Washington, DC Sat Apr 24 1965, 3:33 AM EST Att: 2,447 - Unknown livebaseballscorecards.com
Don Buford, S OBP: 0.276, SLG: 0.200 Smoky Burgess, L OBP: 0.428, SLG: 0.333 Al Weis, S OBP: 0.231, SLG: 0.167 (7, 4)	G3		F7		1-3		1-3 HR 1B	G3		3	0	0	0	0	0	1	
Floyd Robinson, L OBP: 0.341, SLG: 0.359 (1, 9)	BB		BB		G3-6 1B		1-H HR 1B	BB		2	1	2	3	3	0	0	
Pete Ward, L OBP: 0.372, SLG: 0.368 (1, 5)	F6		4-3		G3-6 1-2		F9 2B	F8		5	0	1	0	0	0	5	
Bill Skowron, R OBP: 0.310, SLG: 0.512 (1, 3)	6-3				F2		F9	1-3		5	0	1	0	0	0	2	
John Romano, R OBP: 0.381, SLG: 0.310 Hoyt Wilhelm, R (7, 1)	K				G5-4-3 BB		F3 BB	4-3		2	0	0	0	2	1	1	
Ron Hansen, R OBP: 0.225, SLG: 0.194 (1, 6)	E 1B				G5-4-3 1-2		F3 F9	F6		5	0	1	0	0	0	3	
Ken Berry, R OBP: 0.371, SLG: 0.448 Tom McCraw, L OBP: 0.389, SLG: 0.375 (7, 8)	BB				6-3		2B 1B	G3 1B BLK BB		1	0	0	0	1	0	0	
Bruce Howard, S J.C. Martin, L OBP: 0.500, SLG: 0.667 (7, 2)	K				BB		1-H 1B 2B	BLK G3 1B		1	0	0	0	1	1	2	
2 1 1	2 1 2	1 0 0	0 0 0	0 0 0	0 0 0	0 0 0	0 0 0	0 0 0	0 0 0	1B: 6 2B: 3 3B: 0 HR: 1	SF: 0 SAC: 0 DP: 2 HBP: 0	WP: 0 PB: 0 SB: 0 CS: 0	PA: 43				
Inning Stats	R: 0 E: 0 K: 0 S: 3	H: 0 LOB: 1 BB: 1 P: 7	R: 0 E: 1 K: 2 S: 8	H: 1 LOB: 2 BB: 1 P: 12	R: 0 E: 0 K: 1 S: 5	H: 0 LOB: 1 BB: 1 P: 9	R: 0 E: 0 K: 0 S: 2	H: 0 LOB: 0 BB: 1 P: 6	R: 0 E: 0 K: 0 S: 3	H: 2 LOB: 1 BB: 0 P: 4	R: 5 E: 0 K: 0 S: 9	H: 6 LOB: 2 BB: 1 P: 13	R: 1 E: 0 K: 1 S: 6	H: 1 LOB: 2 BB: 2 P: 14	R: 0 E: 0 K: 0 S: 3	H: 0 LOB: 0 BB: 0 P: 3	
PITCHER	IP WLS BF H R ER SO BB IBB HBP BLK WP HR S P ERA WHIP	IP WLS BF H R ER SO BB IBB HBP BLK WP HR S P ERA WHIP	IP WLS BF H R ER SO BB IBB HBP BLK WP HR S P ERA WHIP	IP WLS BF H R ER SO BB IBB HBP BLK WP HR S P ERA WHIP	IP WLS BF H R ER SO BB IBB HBP BLK WP HR S P ERA WHIP	IP WLS BF H R ER SO BB IBB HBP BLK WP HR S P ERA WHIP	IP WLS BF H R ER SO BB IBB HBP BLK WP HR S P ERA WHIP	IP WLS BF H R ER SO BB IBB HBP BLK WP HR S P ERA WHIP	IP WLS BF H R ER SO BB IBB HBP BLK WP HR S P ERA WHIP	IP WLS BF H R ER SO BB IBB HBP BLK WP HR S P ERA WHIP	IP WLS BF H R ER SO BB IBB HBP BLK WP HR S P ERA WHIP	IP WLS BF H R ER SO BB IBB HBP BLK WP HR S P ERA WHIP	IP WLS BF H R ER SO BB IBB HBP BLK WP HR S P ERA WHIP	IP WLS BF H R ER SO BB IBB HBP BLK WP HR S P ERA WHIP	IP WLS BF H R ER SO BB IBB HBP BLK WP HR S P ERA WHIP	IP WLS BF H R ER SO BB IBB HBP BLK WP HR S P ERA WHIP	
Buster Narum, R ERA: 7.63 Ron Kline, R ERA: 1.29 Dallas Green, R ERA: 2.7 Nick Wilhite, L ERA: 3.0 (1, 1)	6.1 L 29 7 4 4 3 5 0 0 0 0 0 0 30 50 5.68 1.895	0.2 5 2 1 1 0 1 0 0 0 0 1 4 8 13.50 4.500	0.2 5 1 1 1 0 2 0 0 0 0 0 5 13 13.50 4.500	1.1 4 0 0 0 0 0 0 0 0 0 0 4 4 0.00 0.000													

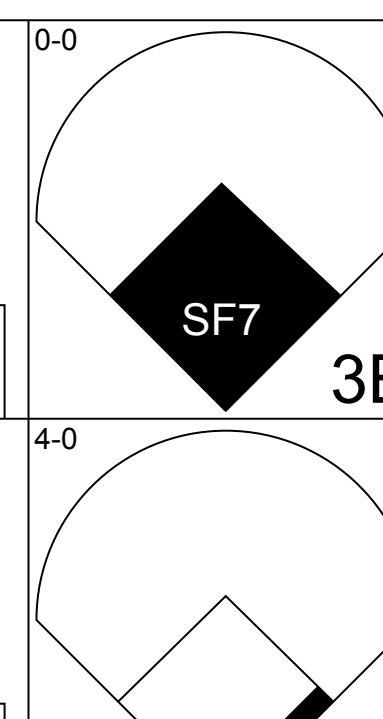
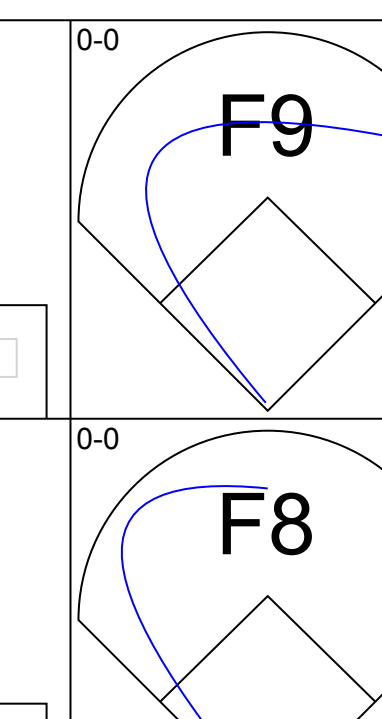
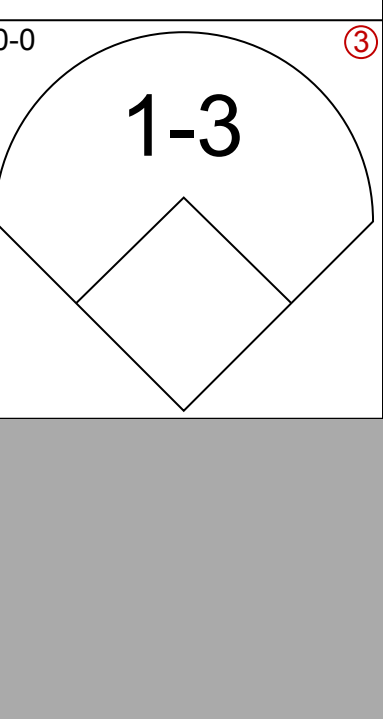
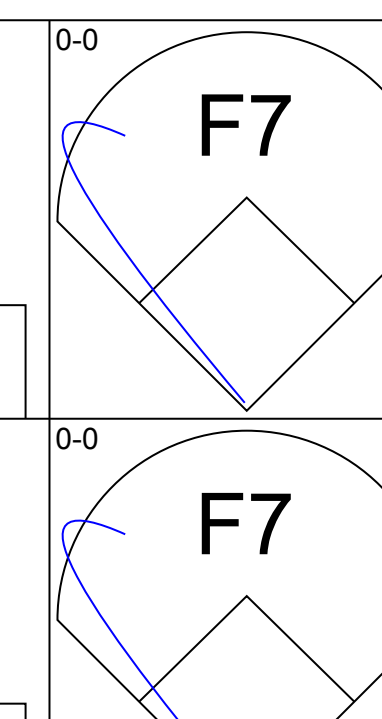
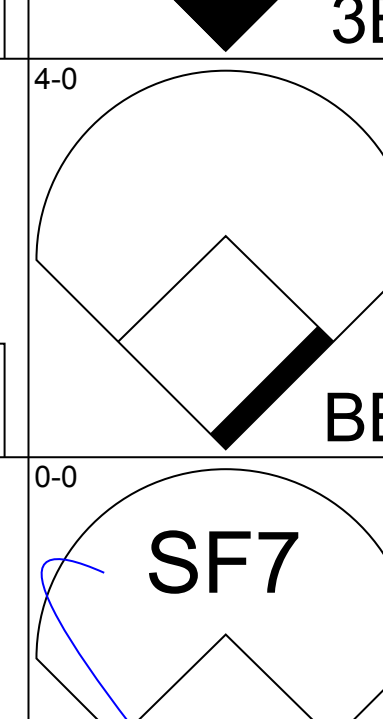
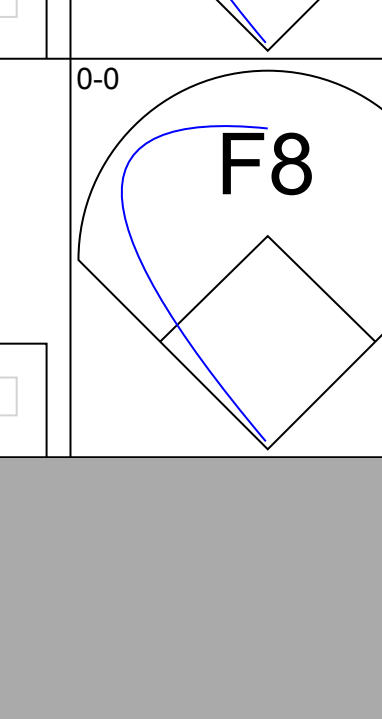
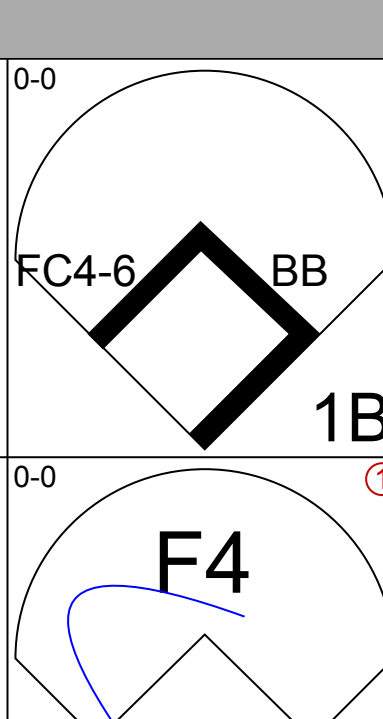
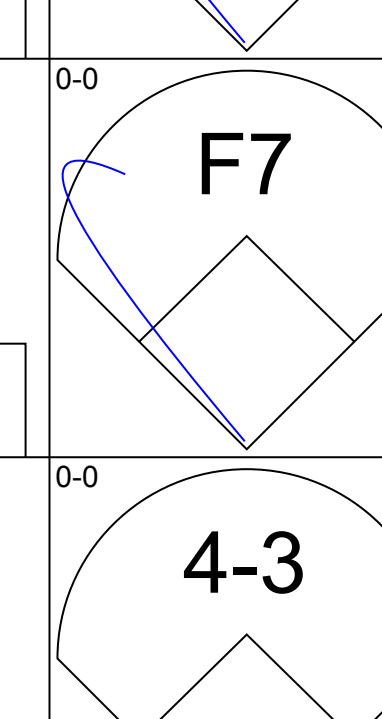
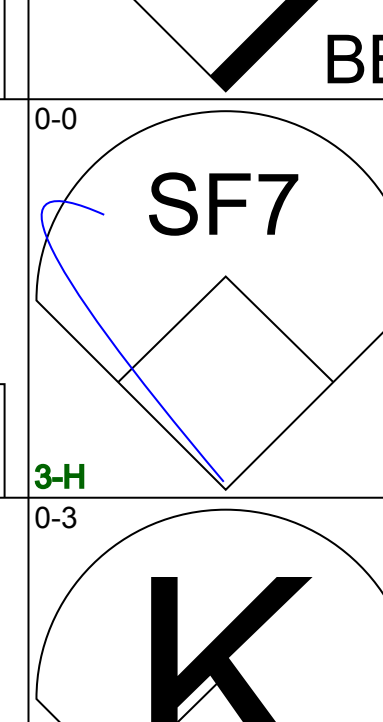
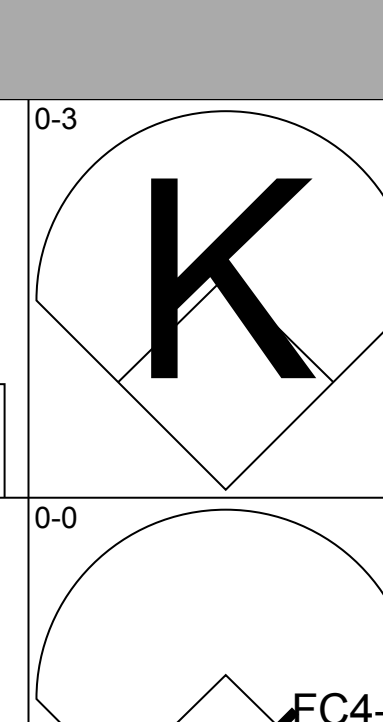
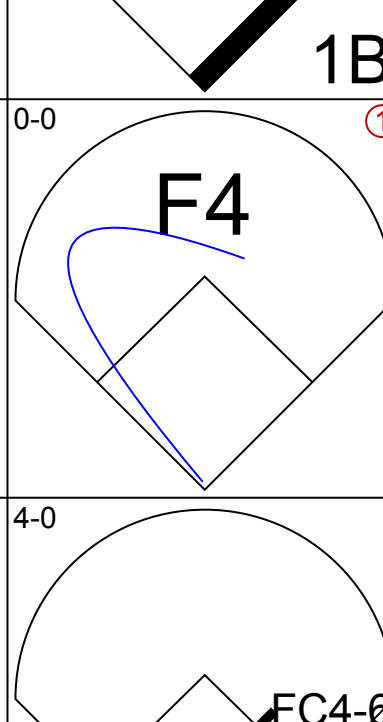
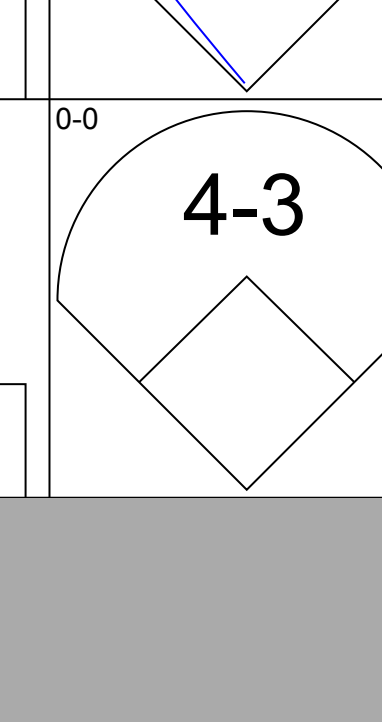
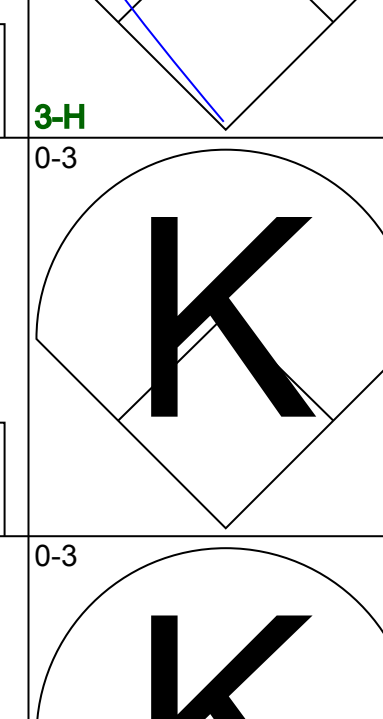
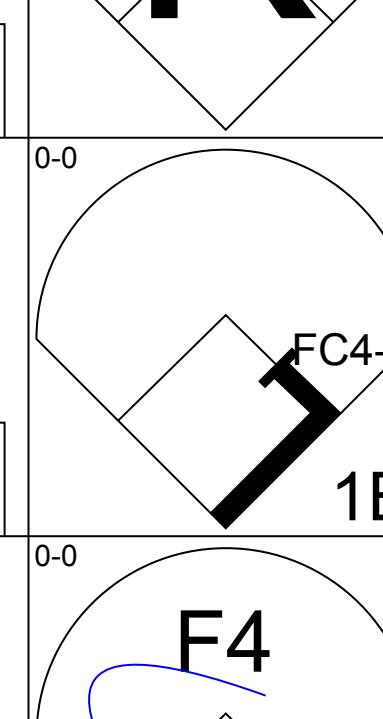
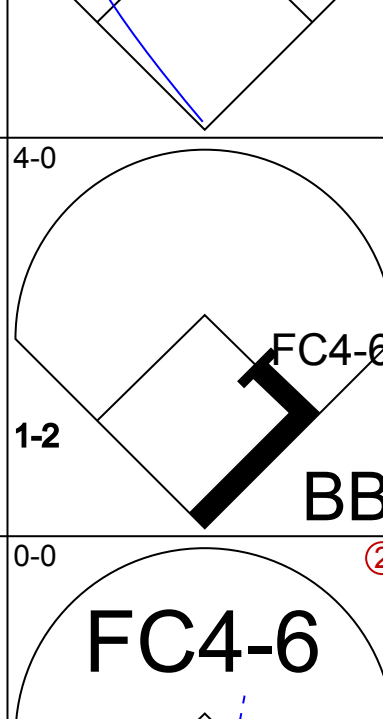
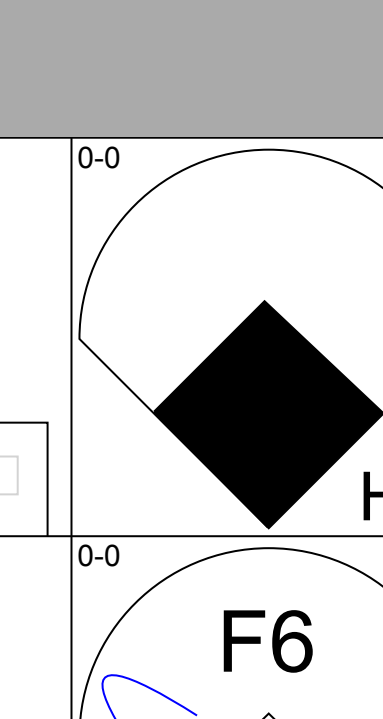
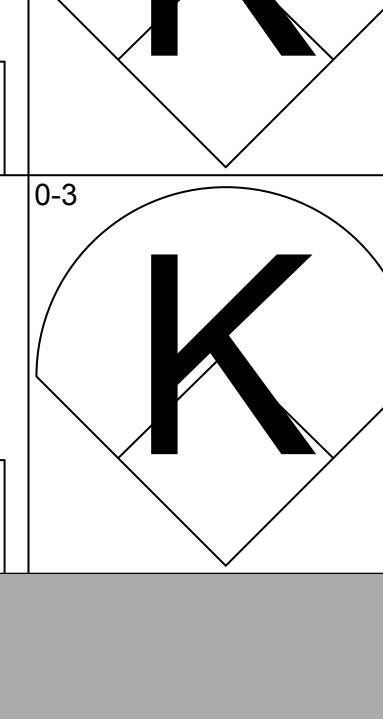
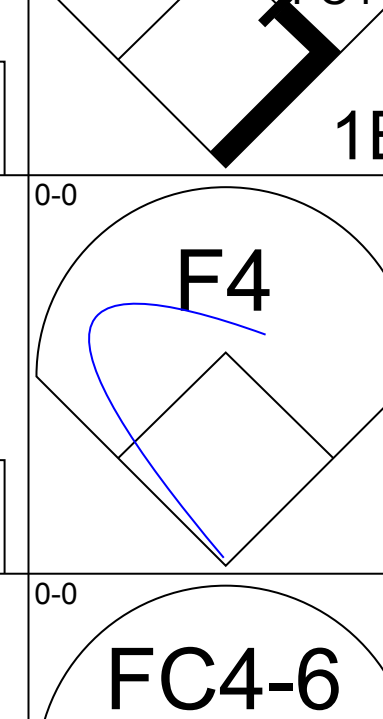
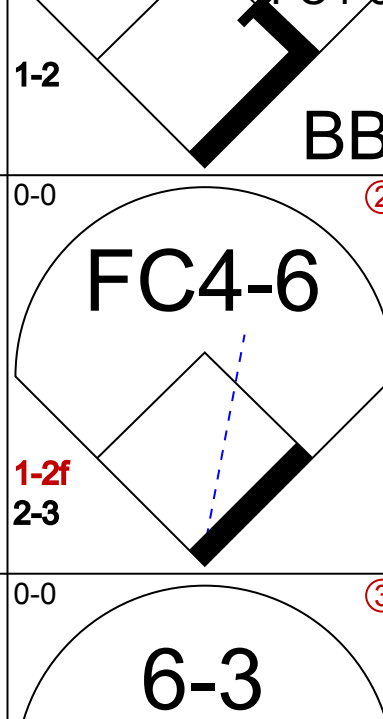
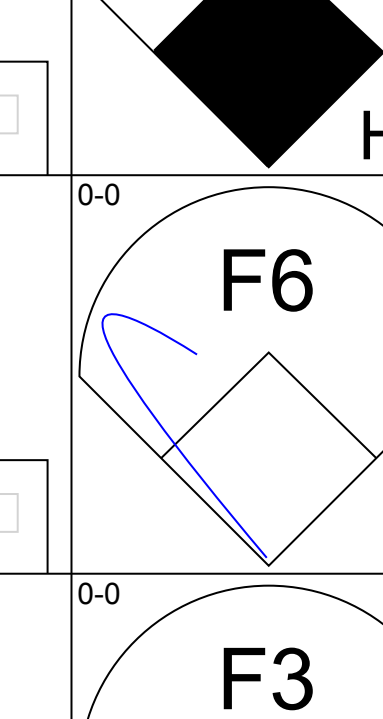
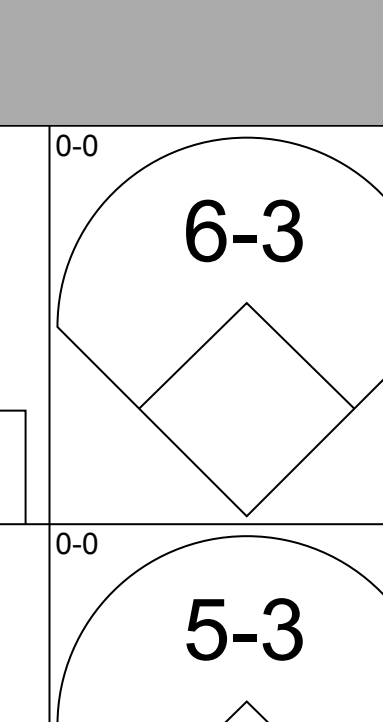
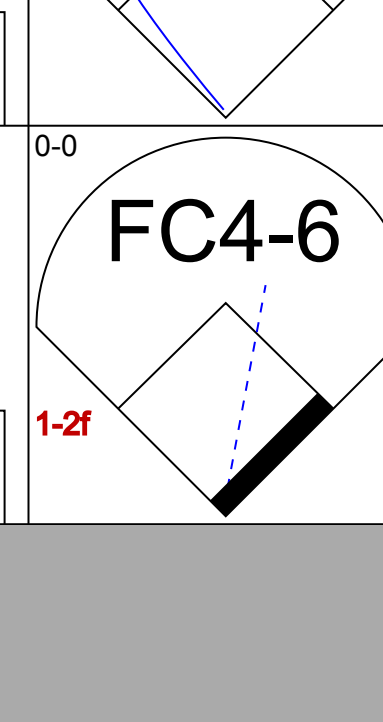
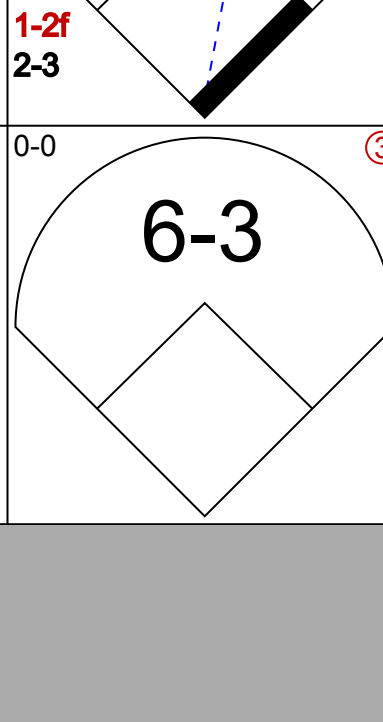
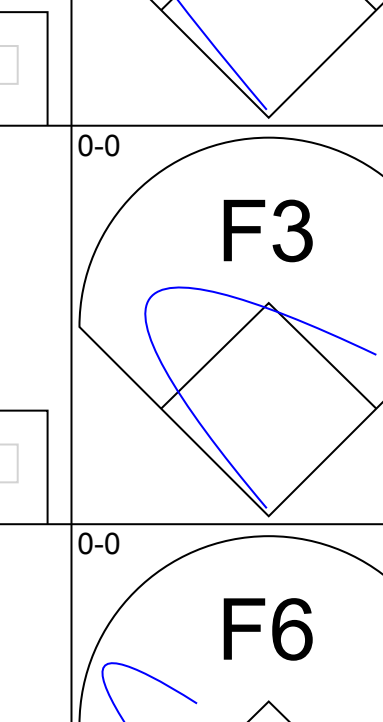
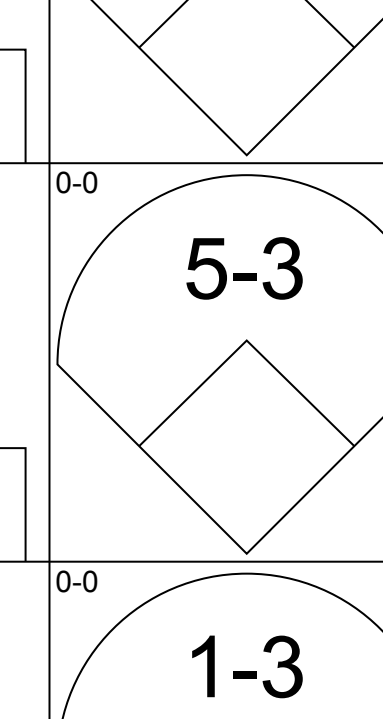
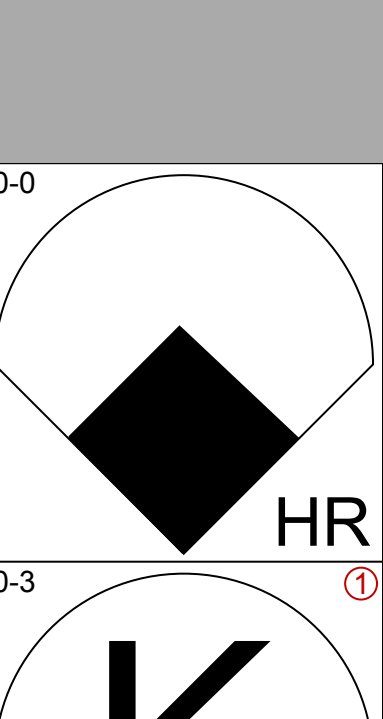
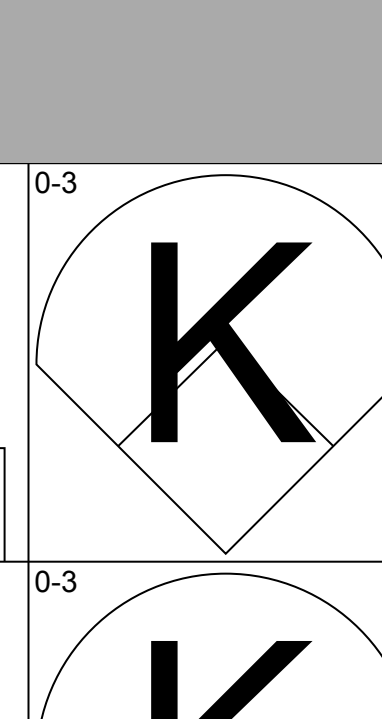
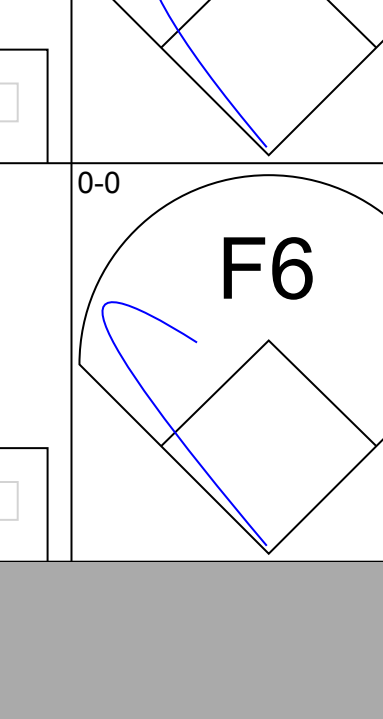
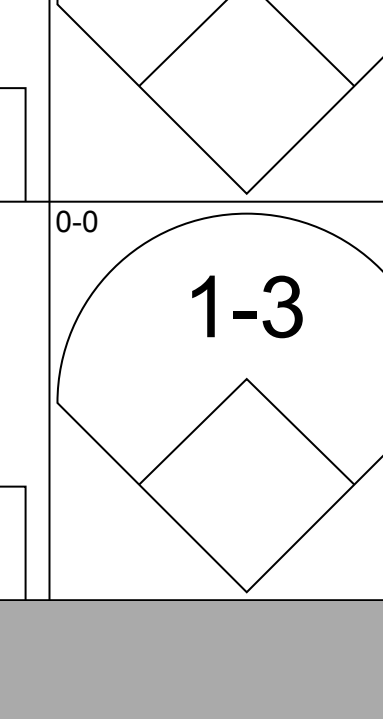
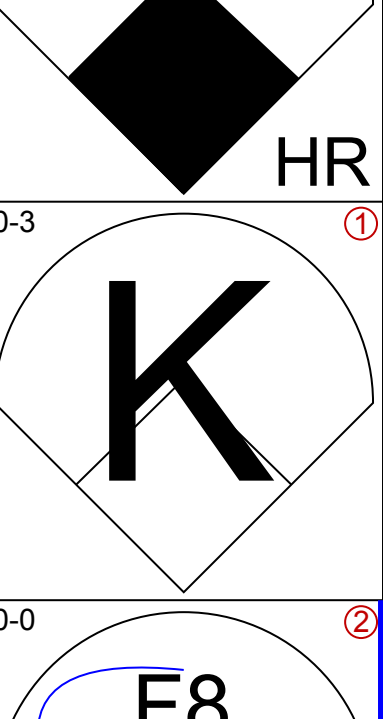
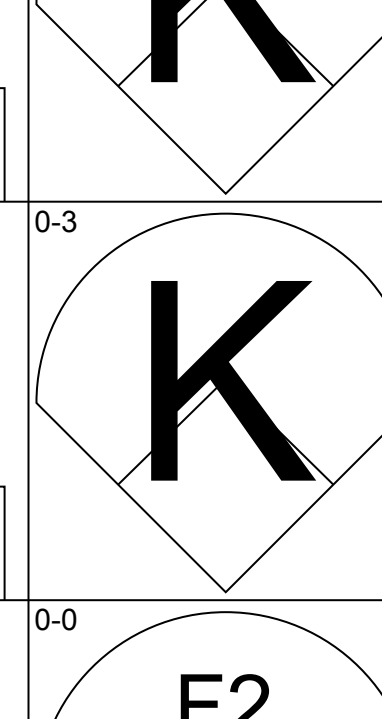
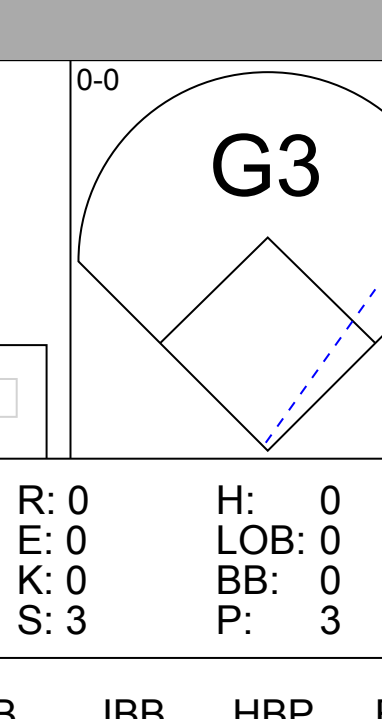
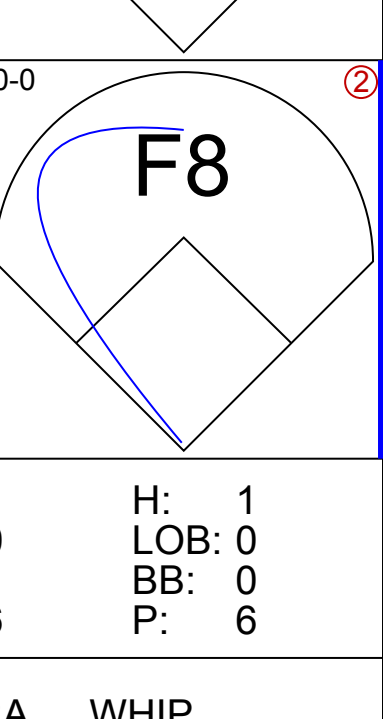
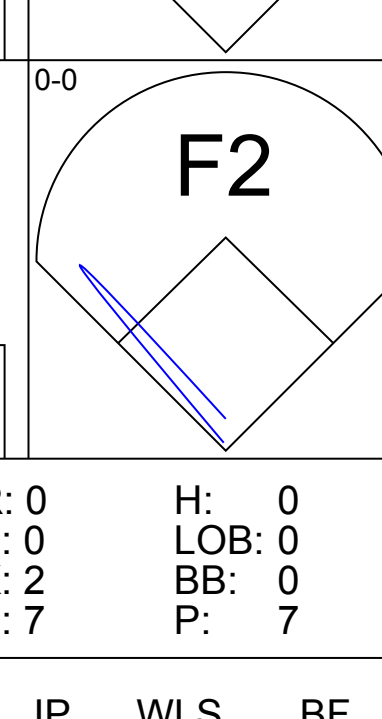
Batter	1	2	3	4	5	6	7	8	9	AB	R	H	RBI	BB	SO	LOB	BOTTOM
Don Blasingame, L OBP: 0.326, SLG: 0.450 (1, 4)	F9				5-3			F9		4	0	1	0	0	0	0	Chicago White Sox @ Washington Senators D.C. Stadium, Washington, DC Sat Apr 24 1965, 3:33 AM EST Att: 2,447 - Unknown livebaseballscorecards.com
Ken McMullen, R OBP: 0.244, SLG: 0.237 (1, 5)	K				FC6-4 1B		F3	6-3		4	1	0	0	0	1	1	
Jim King, L OBP: 0.214, SLG: 0.083 (1, 9)	K				6-3 HBP		G3	3-1		3	1	0	0	0	1	0	
Frank Howard, R OBP: 0.283, SLG: 0.333 (1, 7)	K				6-3 1-2 2-3		K			4	0	0	0	0	3	2	
Bob Chance, L OBP: 0.342, SLG: 0.444 (1, 3)	G6-4-3 1B				E IBB		PB 1B	1B		3	0	3	0	1	0	0	
Don Lock, R OBP: 0.267, SLG: 0.211 (1, 8)	G6-4-3 1-2				E5 1-2 2-H 3-H 6-3		6-3 1-3	5-3		4	0	0	0	0	3		
Mike Brumley, L OBP: 0.100, SLG: 0.100 (1, 2)					4-3		K			3	0	0	0	0	2	3	
Ed Brinkman, R OBP: 0.216, SLG: 0.222 (1, 6)					F9		4-3			2	0	0	0	1	0	0	
Buster Narum, R OBP: 0.200, SLG: 0.800 Ron Kline, R (7, 1)					K		F7			2	0	0	0	0	0	0	
Willie Kirkland, L OBP: 0.214, SLG: 0.346 Dallas Green, L (8, 1) Nick Wilhite, L (8, 1)										1	0	0	0	0	0	0	
Inning Stats	R: 0 E: 0 K: 2 S: 7	H: 0 LOB: 0 BB: 0 P: 7	R: 0 E: 0 K: 1 S: 5	H: 1 LOB: 0 BB: 0 P: 5	R: 0 E: 0 K: 1 S: 5	H: 0 LOB: 0 BB: 0 P: 5	R: 2 E: 1 K: 1 S: 7	H: 1 LOB: 2 BB: 1 P: 12	R: 0 E: 0 K: 0 S: 3	H: 0 LOB: 0 BB: 0 P: 3	R: 0 E: 0 K: 1 S: 5	H: 0 LOB: 0 BB: 0 P: 5	R: 0 E: 0 K: 0 S: 3	H: 0 LOB: 0 BB: 0 P: 3	R: 0 E: 0 K: 1 S: 5	H: 1 LOB: 0 BB: 0 P: 5	
PITCHER	IP WLS BF H R ER SO BB IBB HBP BLK WP HR S P ERA WHIP	IP WLS BF H R ER SO BB IBB HBP BLK WP HR S P ERA WHIP	IP WLS BF H R ER SO BB IBB HBP BLK WP HR S P ERA WHIP	IP WLS BF H R ER SO BB IBB HBP BLK WP HR S P ERA WHIP	IP WLS BF H R ER SO BB IBB HBP BLK WP HR S P ERA WHIP	IP WLS BF H R ER SO BB IBB HBP BLK WP HR S P ERA WHIP	IP WLS BF H R ER SO BB IBB HBP BLK WP HR S P ERA WHIP	IP WLS BF H R ER SO BB IBB HBP BLK WP HR S P ERA WHIP	IP WLS BF H R ER SO BB IBB HBP BLK WP HR S P ERA WHIP	IP WLS BF H R ER SO BB IBB HBP BLK WP HR S P ERA WHIP	IP WLS BF H R ER SO BB IBB HBP BLK WP HR S P ERA WHIP	IP WLS BF H R ER SO BB IBB HBP BLK WP HR S P ERA WHIP	IP WLS BF H R ER SO BB IBB HBP BLK WP HR S P ERA WHIP	IP WLS BF H R ER SO BB IBB HBP BLK WP HR S P ERA WHIP	IP WLS BF H R ER SO BB IBB HBP BLK WP HR S P ERA WHIP	IP WLS BF H R ER SO BB IBB HBP BLK WP HR S P ERA WHIP	
Bruce Howard, R ERA: 0.6 Hoyt Wilhelm, R ERA: 6.0 (1, 1)	6.0 W 22 2 2 0 6 0 0 1 0 0 14 18 0.00 1.000	3.0 S 11 2 0 0 2 1 0 0 0 0 0 0 0 0 0 0															



Batter	1	2	3	4	5	6	7	8	9	AB	R	H	RBI	BB	SO	LOB	TOP					
Don Lock, R OBP: 0.280, SLG: 0.233 (1, 8)										5	1	2	0	0	3	3	Washington Senators @ Baltimore Orioles Memorial Stadium, Baltimore, MD Tue Apr 27 1965, 7:05 PM EDT Att: 3,571 - Unknown livebaseballscorecards.com					
Don Blasingame, L OBP: 0.298, SLG: 0.409 (1, 4)										4	0	0	0	0	0	2						
Woodie Held, R OBP: 0.550, SLG: 0.429 (1, 9) (8, 7)										3	2	2	0	1	0	1						
Frank Howard, R OBP: 0.320, SLG: 0.435 Ken McMullen, R OBP: 0.239, SLG: 0.231 (1, 7) (8, 5)										4	1	3	4	0	0	1						
Roy Sievers, R Joe Cunningham, L (1, 3) (7, 3)										3	0	0	0	0	0	3						
Don Zimmer, R OBP: 0.167, SLG: 0.667 Jim King, L OBP: 0.200, SLG: 0.077 (1, 5) (8, PH) (8, 9)										3	0	0	0	0	2	0						
Joe McCabe, R OBP: 0.333, SLG: 0.250 (1, 2)										4	0	0	0	0	2	2						
Ed Brinkman, R OBP: 0.220, SLG: 0.225 (1, 6)										4	0	1	0	0	0	2						
Bennie Daniels, L OBP: 0.500, SLG: 0.250 Steve Ridzik, R (1, 1) (5, 1)										0	1	0	0	1	0	0						
Inning Stats	R: 3 E: 0 K: 1 S: 8	H: 3 LOB: 0 BB: 0 P: 8	R: 0 E: 0 K: 2 S: 8	H: 1 LOB: 2 BB: 0 P: 8	R: 0 E: 0 K: 0 S: 4	H: 1 LOB: 1 BB: 0 P: 4	R: 0 E: 0 K: 1 S: 5	H: 0 LOB: 0 BB: 0 P: 5	R: 1 E: 0 K: 1 S: 6	H: 1 LOB: 2 BB: 1 P: 11	R: 0 E: 0 K: 1 S: 5	H: 0 LOB: 0 BB: 0 P: 5	R: 0 E: 0 K: 1 S: 5	H: 0 LOB: 0 BB: 0 P: 5	R: 1 E: 1 K: 0 S: 6	H: 1 LOB: 3 BB: 1 P: 10		R: 0 E: 0 K: 0 S: 4	H: 1 LOB: 1 BB: 0 P: 4	1B: 6 2B: 2 3B: 0 HR: 1	SF: 0 SAC: 2 DP: 1 HBP: 1	WP: 0 PB: 0 CS: 0
PITCHER	IP	WLS	BF	H	R	ER	SO	BB	IBB	HBP	BLK	WP	HR	S	P	ERA	WHIP					
Dave McNally, L ERA: 4.8 Jim Palmer, R ERA: 3.12 Ken Rowe, R ERA: 1.86	(1, 1) (6, 1) (8, 1)	5.0 2.0 2.0	L 6 11	23 0 2	6 0 2	4 0 1	4 2 0	5 0 1	0 0 0	0 0 0	0 0 0	0 0 0	1 0 0	10 10 14	36 10 14	7.20 0.00 4.50	1.400 0.000 1.500					

Batter	1	2	3	4	5	6	7	8	9	AB	R	H	RBI	BB	SO	LOB	BOTTOM				
Paul Blair, R OBP: 0.234, SLG: 0.333 (1, 8)										4	1	1	0	0	0	4	Washington Senators @ Baltimore Orioles Memorial Stadium, Baltimore, MD Tue Apr 27 1965, 7:05 PM EDT Att: 3,571 - Unknown livebaseballscorecards.com				
Luis Aparicio, R OBP: 0.348, SLG: 0.488 (1, 6)										3	0	1	0	0	0	3					
Boog Powell, L OBP: 0.261, SLG: 0.372 (1, 7)										4	0	0	1	0	0	4					
Brooks Robinson, R OBP: 0.222, SLG: 0.422 (1, 5)										4	0	0	0	0	0	1					
Norm Siebern, L OBP: 0.333, SLG: 0.361 (1, 3)										4	0	0	0	0	1	1					
Curt Blefary, L OBP: 0.364, SLG: 0.667 (1, 9)										3	1	0	0	1	0	0					
John Orsino, R OBP: 0.364, SLG: 0.500 (1, 2)										2	0	1	0	2	0	0					
Jerry Adair, R OBP: 0.325, SLG: 0.257 (1, 4)										4	0	1	0	0	0	2					
Dave McNally, R Charlie Lau, L OBP: 0.667, SLG: 1.667 Jim Palmer, R OBP: 1.000, SLG: 1.000 Russ Snyder, L (7, PH) Ken Rowe, R OBP: 1.000, SLG: 1.000 (8, 1)	(1, 1) (5, PH) (6, 1) (7, PH) (8, 1)	4.0 5.0	W L	18 17	4 1	2 0	2 0	1 1	0 0	1 1	0 0	0 0	0 0	0 0	1 0	0					
Inning Stats	R: 1 E: 0 K: 0 S: 4	H: 1 LOB: 0 BB: 0 P: 4	R: 0 E: 0 K: 0 S: 3	H: 0 LOB: 1 BB: 1 P: 7	R: 0 E: 0 K: 1 S: 5	H: 0 LOB: 0 BB: 0 P: 5	R: 0 E: 0 K: 0 S: 3	H: 0 LOB: 0 BB: 0 P: 3	R: 0 E: 0 K: 1 S: 5	H: 0 LOB: 0 BB: 0 P: 5	R: 0 E: 0 K: 1 S: 3	H: 0 LOB: 1 BB: 1 P: 7	R: 0 E: 0 K: 0 S: 4	H: 1 LOB: 0 BB: 0 P: 4	R: 0 E: 0 K: 0 S: 3	H: 0 LOB: 0 BB: 0 P: 3		1B: 4 2B: 1 3B: 0 HR: 0	SF: 0 SAC: 1 DP: 0 HBP: 0	WP: 1 PB: 0 CS: 0	PA: 35
PITCHER	IP	WLS	BF	H	R	ER	SO	BB	IBB	HBP	BLK	WP	HR	S	P	ERA	WHIP				
Bennie Daniels, R ERA: 1.89 Steve Ridzik, R ERA: 3.75	(1, 1) (5, 1)	4.0 5.0	W L	18 17	4 1	2 0	2 0	1 1	0 0	0 0	0 0	1 0	0 0	18 18	26 22	4.50 0.00	1.500 0.400				

Batter	1	2	3	4	5	6	7	8	9	AB	R	H	RBI	BB	SO	LOB	TOP										
Paul Blair, R OBP: 0.216, SLG: 0.306 (1, 8)										4	0	0	0	0	1	1	<p>Baltimore Orioles @ Washington Senators D.C. Stadium, Washington, DC Wed Apr 28 1965, 7:05 PM EDT Att: 3,717 - Unknown</p>										
Luis Aparicio, R OBP: 0.320, SLG: 0.447 (1, 6)										4	0	0	0	0	0	0											
Boog Powell, L OBP: 0.269, SLG: 0.383 Russ Snyder, L (8, 9)										4	1	1	0	0	2	0											
Brooks Robinson, R OBP: 0.245, SLG: 0.417 (1, 5)										3	1	1	0	1	0	0											
John Orsino, R OBP: 0.354, SLG: 0.548 (1, 2)										4	1	1	3	0	1	1											
Jackie Brandt, R OBP: 0.333, SLG: 0.857 (8, 7)										4	1	1	1	0	0	0											
Norm Siebern, L OBP: 0.326, SLG: 0.333 (1, 3)										3	1	0	0	1	1	0											
Jerry Adair, R OBP: 0.326, SLG: 0.342 (1, 4)										3	1	1	2	0	0	0											
Robin Roberts, S OBP: 0.375, SLG: 0.625 (1, 1)										3	0	1	0	0	1	0											
Inning Stats	R: 0 E: 0 K: 1 S: 5	H: 0 LOB: 0 BB: 0 P: 5	R: 0 E: 0 K: 0 S: 3	H: 1 LOB: 0 BB: 0 P: 3	R: 0 E: 0 K: 0 S: 3	H: 0 LOB: 0 BB: 0 P: 3	R: 0 E: 0 K: 1 S: 5	H: 0 LOB: 0 BB: 0 P: 5	R: 3 E: 0 K: 0 S: 8	H: 3 LOB: 1 BB: 1 P: 12	R: 3 E: 0 K: 0 S: 5	H: 2 LOB: 0 BB: 0 P: 9	R: 0 E: 0 K: 1 S: 5	H: 0 LOB: 0 BB: 0 P: 5	R: 0 E: 0 K: 1 S: 5	H: 0 LOB: 0 BB: 0 P: 5	1B: 1 2B: 2 3B: 0 HR: 3	SF: 0 SAC: 0 DP: 1 HBP: 0	WP: 0 PA: 34 PB: 0 SB: 0 CS: 0								
PITCHER	IP	WLS	BF	H	R	ER	SO	BB	IBB	HBP	BLK	WP	HR	S	P	ERA	WHIP										
Pete Richert, L ERA: 3.93 (1, 1)	5.1	L	22	5	5	5	3	1	1	0	0	0	2	26	34	8.44	1.125										
Jim Duckworth, R ERA: 2.09 (6, 1)	1.2		6	1	1	1	1	0	0	0	0	0	1	8	8	5.40	0.600										
Mike McCormick, L ERA: 1.93 (8, 1)	2.0		6	0	0	0	2	0	0	0	0	0	0	10	10	0.00	0.000										

Batter	1	2	3	4	5	6	7	8	9	AB	R	H	RBI	BB	SO	LOB	BOTTOM										
Don Blasingame, L OBP: 0.294, SLG: 0.438 (1, 4)										4	1	1	0	0	0	0	<p>Baltimore Orioles @ Washington Senators D.C. Stadium, Washington, DC Wed Apr 28 1965, 7:05 PM EDT Att: 3,717 - Unknown</p>										
Woodie Held, R OBP: 0.542, SLG: 0.412 (1, 8)										3	0	1	0	1	0	0											
Bob Chance, L OBP: 0.310, SLG: 0.410 (1, 3)										3	0	0	1	0	1	1											
Frank Howard, R OBP: 0.352, SLG: 0.510 (1, 7)										3	1	2	1	1	1	1											
Jim King, L OBP: 0.158, SLG: 0.059 (1, 9)										4	0	0	0	0	1	4											
Don Zimmer, R OBP: 0.100, SLG: 0.400 (1, 5)										4	0	0	0	0	0	3											
Doug Camilli, R OBP: 0.235, SLG: 0.412 (1, 2)										4	1	1	1	0	1	0											
Ed Brinkman, R OBP: 0.205, SLG: 0.209 (1, 6)										3	0	0	0	0	2	0											
Pete Richert, L OBP: 0.200, SLG: 0.200 Jim Duckworth, R (6, 1)										2	0	0	0	0	0	0											
Willie Kirkland, L OBP: 0.207, SLG: 0.333 Mike McCormick, L (8, 1)										1	0	0	0	0	0	0											
Inning Stats	R: 1 E: 0 K: 2 S: 8	H: 1 LOB: 1 BB: 1 P: 12	R: 0 E: 0 K: 0 S: 3	H: 0 LOB: 0 BB: 0 P: 3	R: 0 E: 0 K: 1 S: 6	H: 1 LOB: 0 BB: 0 P: 6	R: 1 E: 0 K: 1 S: 6	H: 1 LOB: 0 BB: 0 P: 6	R: 0 E: 0 K: 0 S: 4	H: 1 LOB: 2 BB: 1 P: 8	R: 0 E: 0 K: 2 S: 7	H: 0 LOB: 0 BB: 0 P: 7	R: 0 E: 0 K: 0 S: 3	H: 0 LOB: 0 BB: 0 P: 3	R: 1 E: 0 K: 0 S: 4	H: 1 LOB: 0 BB: 0 P: 4	1B: 2 2B: 0 3B: 1 HR: 2	SF: 1 SAC: 0 DP: 0 HBP: 0	WP: 0 PA: 34 PB: 0 SB: 0 CS: 0								
PITCHER	IP	WLS	BF	H	R	ER	SO	BB	IBB	HBP	BLK	WP	HR	S	P	ERA	WHIP										
Robin Roberts, R ERA: 4.05 (1, 1)	9.0	W	34	5	3	3	6	2	0	0	0	0	2	44	52	3.00	0.778										

Batter	1	2	3	4	5	6	7	8	9	AB	R	H	RBI	BB	SO	LOB	TOP																	
Don Blasingame, L (1,4) OBP: 0.291, SLG: 0.462	6-3		5-3 3B	K			F6			4	1	1	0	0	1	0	Washington Senators @ Baltimore Orioles Memorial Stadium, Baltimore, MD Thu Apr 29 1965, 7:05 PM EDT Att: 4,934 - Unknown livebaseballscorecards.com																	
Woodie Held, R (1,8) OBP: 0.536, SLG: 0.714	K		5-3				HR			4	2	2	3	0	1	0																		
Bob Chance, L (1,3) OBP: 0.326, SLG: 0.495			3-H 1B 2B				1-3			3	1	1	0	1	0	0																		
Frank Howard, R (1,7) OBP: 0.362, SLG: 0.500			1B							3	0	1	0	1	0	1																		
Willie Kirkland, L (8,7) OBP: 0.207, SLG: 0.333	F3		2B 1-2 1B				G4-6-3 BB			0	0	0	0	0	0	0																		
Jim King, L (1,9) OBP: 0.174, SLG: 0.143			1B							4	0	1	1	0	1	1																		
Don Zimmer, R (1,5) OBP: 0.143, SLG: 0.308			2B							3	0	0	0	1	2	0																		
Ken McMullen, R (8,5) OBP: 0.239, SLG: 0.231	K		BB				6-3			0	0	0	0	0	0	0																		
Doug Camilli, R (1,2) OBP: 0.238, SLG: 0.381			1B				6-3			4	0	1	0	0	0	3																		
Ed Brinkman, R (1,6) OBP: 0.191, SLG: 0.196			FC6-4 1B				F4			3	0	0	0	0	1	1																		
Mike Brumley, L (9,PH) OBP: 0.095, SLG: 0.095	FC6-4									1	0	0	0	0	1	0																		
Phil Ortega, R (1,1)										3	0	0	0	0	3	0																		
Don Lock, R (9,PH) OBP: 0.275, SLG: 0.227			K				K			1	0	0	0	0	0	0																		
Inning Stats	R: 0 E: 0 K: 1 S: 5	H: 0 LOB: 1 BB: 1 P: 9	R: 0 E: 0 K: 1 S: 6	H: 1 LOB: 1 BB: 0 P: 6	R: 2 E: 0 K: 1 S: 9	H: 4 LOB: 3 BB: 1 P: 13	R: 0 E: 0 K: 3 S: 9	H: 0 LOB: 0 BB: 0 P: 9	R: 1 E: 0 K: 0 S: 3	H: 1 LOB: 0 BB: 1 P: 7	R: 0 E: 0 K: 0 S: 3	H: 0 LOB: 0 BB: 0 P: 3	R: 1 E: 0 K: 1 S: 6	H: 1 LOB: 0 BB: 0 P: 6	R: 0 E: 0 K: 2 S: 7	H: 0 LOB: 0 BB: 0 P: 7	R: 0 E: 0 K: 1 S: 5	H: 0 LOB: 0 BB: 0 P: 5	1B: 3 2B: 1 3B: 1 HR: 2	SF: 0 SAC: 0 DP: 1 HBP: 0	WP: 0 PB: 0 CS: 0	PA: 36												
PITCHER	IP WLS BF H R ER SO BB IBB HBP BLK WP HR S P ERA WHIP																																	
Wally Bunker, R (1,1) ERA: 7.16	7.0	30	7	4	4	7	3	0	0	0	0	0	0	2	41	53	5.14	1.429																
Stu Miller, R (8,1) ERA: 6.52	2.0	W 6	0	0	0	3	0	0	0	0	0	0	0	0	12	12	0.00	0.000																

Batter	1	2	3	4	5	6	7	8	9	AB	R	H	RBI	BB	SO	LOB	BOTTOM																
Paul Blair, R (1,8) OBP: 0.222, SLG: 0.294			L3				F6			2	0	0	0	1	0	3	Washington Senators @ Baltimore Orioles Memorial Stadium, Baltimore, MD Thu Apr 29 1965, 7:05 PM EDT Att: 4,934 - Unknown livebaseballscorecards.com																
Russ Snyder, L (7,PH) (8,8) (9,9)	G4-6-3 BB		1-2				1-2 2-H			1	0	0	0	0	0	1																	
Luis Aparicio, R (1,6) OBP: 0.333, SLG: 0.510	G4-6-3									4	2	2	0	0	0	1																	
Boog Powell, L (1,7) OBP: 0.259, SLG: 0.380	F6									3	0	1	1	0	0	0																	
Brooks Robinson, R (1,5) OBP: 0.245, SLG: 0.412										3	1	1	1	0	0	0																	
Norm Siebern, L (1,3) OBP: 0.320, SLG: 0.395										4	1	1	2	0	1	1																	
Curt Blefary, L (1,9) OBP: 0.324, SLG: 0.588										4	0	0	0	0	1	1																	
Jackie Brandt, R (9,8) OBP: 0.333, SLG: 0.857	4-3									0	0	0	0	0	0	0																	
John Orsino, R (1,2) OBP: 0.392, SLG: 0.628										1	1	1	1	1	0	0																	
Jerry Adair, R (1,4) OBP: 0.311, SLG: 0.325										2	0	0	0	0	0	1																	
Wally Bunker, R (1,1) OBP: 0.600, SLG: 0.333										0	0	0	0	2	0	0																	
Charlie Lau, L (7,PH) OBP: 0.500, SLG: 1.250										1	0	0	0	0	1	1																	
Stu Miller, R (8,1) (8,1)										0	0	0	0	0	0	0																	
Inning Stats	R: 0 E: 0 K: 0 S: 2	H: 0 LOB: 0 BB: 1 P: 6	R: 0 E: 0 K: 1 S: 5	H: 0 LOB: 0 BB: 0 P: 5	R: 1 E: 0 K: 0 S: 3	H: 1 LOB: 1 BB: 1 P: 7	R: 1 E: 0 K: 0 S: 4	H: 1 LOB: 0 BB: 0 P: 4	R: 0 E: 1 K: 0 S: 3	H: 0 LOB: 2 BB: 1 P: 8	R: 1 E: 0 K: 1 S: 7	H: 2 LOB: 1 BB: 0 P: 7	R: 0 E: 0 K: 1 S: 5	H: 0 LOB: 1 BB: 1 P: 9	R: 2 E: 0 K: 0 S: 5	H: 2 LOB: 0 BB: 0 P: 5	1B: 2 2B: 2 3B: 1 HR: 2	SF: 2 SAC: 1 DP: 2 HBP: 1	WP: 0 PB: 0 CS: 0	PA: 33													
PITCHER	IP WLS BF H R ER SO BB IBB HBP BLK WP HR S P ERA WHIP																																
Phil Ortega, R (1,1) ERA: 6.85	8.0	L 33	6	5	5	3	4	0	1	0	0	0	2	34	51	5.62	1.250																



Batter	1	2	3	4	5	6	7	8	9	AB	R	H	RBI	BB	SO	LOB	TOP					
Don Blasingame, L (1,4) OBP: 0.288, SLG: 0.446	1-3		F4			FC5 BB 1-3		5-3		4	0	1	0	0	0	0						
Woodie Held, R (1,5) OBP: 0.531, SLG: 0.708	6-3			K		1-2 BB			HR	3	1	1	0	1	1	0						
Bob Chance, L (1,3) OBP: 0.320, SLG: 0.457	K			4-3		K			HR	4	1	1	2	0	2	3						
Frank Howard, R (1,7) OBP: 0.339, SLG: 0.464		6-3		K		FC5			K	4	0	0	0	0	2	3						
Jim King, L (1,9) OBP: 0.148, SLG: 0.120	L3				K			1-3	G3	4	0	0	0	0	1	0						
Don Lock, R (1,8) OBP: 0.273, SLG: 0.229				K				F3	4-3	4	0	1	0	0	1	0						
Doug Camilli, R (1,2) OBP: 0.208, SLG: 0.333				K				F6		3	0	0	0	0	1	1						
Ed Brinkman, R (1,6) OBP: 0.204, SLG: 0.191			F2							1	0	0	0	1	0	0						
Mike Brumley, L (8, PH) OBP: 0.091, SLG: 0.091						1B BB			K	1	0	0	0	0	1	0						
Ken Hamlin, R (8,6)										0	0	0	0	0	0	0						
Buster Narum, R (1,1) OBP: 0.187, SLG: 0.667										1	0	0	0	0	1	0						
Jim Duckworth, R (5,1)										0	0	0	0	0	0	0						
Joe Cunningham, L (6, PH)										1	0	0	0	0	1	1						
Frank Kreutzer, R (6,1)										0	0	0	0	0	0	0						
Willie Kirkland, L (8, PH) OBP: 0.320, SLG: 0.321										1	0	0	0	0	0	0						
Ron Kline, R (8,1)										0	0	0	0	0	0	0						
Inning Stats	R: 0 E: 0 K: 1 S: 5	H: 0 LOB: 0 BB: 0 P: 5	R: 0 E: 0 K: 0 S: 4	H: 1 LOB: 1 BB: 0 P: 4	R: 0 E: 0 K: 1 S: 5	H: 0 LOB: 0 BB: 0 P: 5	R: 0 E: 0 K: 2 S: 7	H: 0 LOB: 0 BB: 0 P: 7	R: 0 E: 0 K: 3 S: 9	H: 0 LOB: 0 BB: 0 P: 9	R: 0 E: 0 K: 2 S: 8	H: 1 LOB: 3 BB: 2 P: 16	R: 0 E: 0 K: 0 S: 3	H: 0 LOB: 0 BB: 0 P: 3	R: 0 E: 0 K: 1 S: 5	H: 0 LOB: 0 BB: 0 P: 5	R: 2 E: 0 K: 1 S: 7	H: 2 LOB: 0 BB: 0 P: 7	1B: 2 2B: 1 3B: 0 HR: 1	SF: 0 SAC: 0 DP: 0 HBP: 0	WP: 0 PB: 0 SB: 0 CS: 0	PA: 33
PITCHER Ralph Terry, R (1,1) ERA: 2.17	IP: 9.0 WLS: W BF: 33 H: 4 R: 2 ER: 2 SO: 11 BB: 2 IBB: 0 HBP: 0 BLK: 0 WP: 0 HR: 1 S: 53 P: 61 ERA: 2.00 WHIP: 0.667															PITCHER	IP: 9.0 WLS: W BF: 33 H: 4 R: 2 ER: 2 SO: 11 BB: 2 IBB: 0 HBP: 0 BLK: 0 WP: 0 HR: 1 S: 53 P: 61 ERA: 2.00 WHIP: 0.667					

Washington Senators @ Cleveland Indians
Cleveland Municipal Stadium, Cleveland, OH
Fri Apr 30 1965, 7:05 PM EDT
Att: 7,234 - Unknown

AB	31
R	2
H	4
RBI	2
BB	2
SO	11
LOB	8

1B	2	SF	0
2B	1	SAC	0
3B	0	DP	0
HR	1	HBP	0

Batter	1	2	3	4	5	6	7	8	9	AB	R	H	RBI	BB	SO	LOB	BOTTOM			
Dick Howser, R (1,6) OBP: 0.304, SLG: 0.189	F7		1B	4-3		F9		SF7		4	1	1	2	0	0	1				
Chuck Hinton, R (1,3) OBP: 0.384, SLG: 0.324	F8		1B			HR		F8		4	1	2	2	1	0	0				
Ray Barker, L (9,3)			1B			FC6 BB				0	0	0	0	0	0	0				
Leon Wagner, L (1,7) OBP: 0.395, SLG: 0.556			1B			F3		FC6		3	0	1	0	1	0	1				
Rocky Colavito, R (1,9) OBP: 0.415, SLG: 0.636	K					F6		6-3		3	0	0	0	1	1	1				
Max Alvis, R (1,5) OBP: 0.300, SLG: 0.361		4-3		K						4	1	2	0	0	1	3				
Vic Davallito, L (1,8) OBP: 0.289, SLG: 0.342	F5		F5					F7		4	0	1	1	0	0	4				
Larry Brown, R (1,4) OBP: 0.346, SLG: 0.409	F8							1-3		2	0	0	0	2	0	1				
Cam Carreon, R (1,2) OBP: 0.444, SLG: 0.438			SH3-4 1B BB			3-1		SH3-4 SF7 2B		3	2	1	0	1	1	3				
Ralph Terry, R (1,1) OBP: 0.125, SLG: 0.125			SH3-4 1-2					SH3-4 2-3		2	0	1	0	0	1	0				
Inning Stats	R: 0 E: 0 K: 1 S: 5	H: 0 LOB: 1 BB: 1 P: 9	R: 0 E: 0 K: 0 S: 3	H: 0 LOB: 0 BB: 0 P: 3	R: 2 E: 0 K: 1 S: 8	H: 3 LOB: 3 BB: 2 P: 16	R: 0 E: 0 K: 1 S: 5	H: 1 LOB: 1 BB: 1 P: 9	R: 2 E: 0 K: 0 S: 6	H: 3 LOB: 2 BB: 1 P: 10	R: 0 E: 0 K: 1 S: 5	H: 0 LOB: 1 BB: 1 P: 9	R: 0 E: 0 K: 0 S: 4	H: 1 LOB: 1 BB: 0 P: 4	R: 1 E: 0 K: 0 S: 4	H: 1 LOB: 0 BB: 0 P: 4	1B: 6 2B: 3 3B: 0 HR: 1	SF: 1 SAC: 2 DP: 1 HBP: 0	WP: 0 PB: 0 SB: 0 CS: 1	PA: 38
PITCHER Buster Narum, R (1,1) ERA: 7.65	IP: 4.2 WLS: L BF: 24 H: 7 R: 4 ER: 4 SO: 4 BB: 3 IBB: 1 HBP: 0 BLK: 0 WP: 0 HR: 1 S: 26 P: 42 ERA: 7.71 WHIP: 2.143															PITCHER	IP: 4.2 WLS: L BF: 24 H: 7 R: 4 ER: 4 SO: 4 BB: 3 IBB: 1 HBP: 0 BLK: 0 WP: 0 HR: 1 S: 26 P: 42 ERA: 7.71 WHIP: 2.143			
Jim Duckworth, R (5,1) ERA: 1.93	0.1	2	0	0	0	0	1	0	0	0	0	1	5	0.00	3.000					
Frank Kreutzer, L (6,1) ERA: 3.72	2.0	8	1	0	0	1	1	0	0	0	0	9	13	0.00	1.000					
Ron Kline, R (8,1) ERA: 2.25	1.0	4	1	1	1	0	0	0	0	0	0	4	4	9.00	1.000					

Washington Senators @ Cleveland Indians
Cleveland Municipal Stadium, Cleveland, OH
Fri Apr 30 1965, 7:05 PM EDT
Att: 7,234 - Unknown

AB	29
R	5
H	9
RBI	5
BB	6
SO	4
LOB	14

1B	6	SF	1
2B	3	SAC	2
3B	0	DP	1
HR	1	HBP	0

Batter	1	2	3	4	5	6	7	8	9	AB	R	H	RBI	BB	SO	LOB	TOP			
Don Blasingame, L (1,4) OBP: 0.297, SLG: 0.475										5	1	2	0	0	1	1				
Woodie Held, R (1,5) OBP: 0.514, SLG: 0.630										3	0	0	1	2	1	1				
Bob Chance, L (1,3) OBP: 0.327, SLG: 0.429										3	0	0	1	2	1	2				
Frank Howard, R (1,7) OBP: 0.318, SLG: 0.433										4	0	0	0	0	2	6				
Jim King, L (1,9) OBP: 0.161, SLG: 0.107										3	0	0	0	1	1	1				
Don Lock, R (1,8) OBP: 0.254, SLG: 0.212										4	0	0	0	0	1	3				
Mike Brumley, L (1,2) OBP: 0.154, SLG: 0.154										4	1	2	0	0	0	1				
Ed Brinkman, R (1,6) OBP: 0.192, SLG: 0.180										3	0	0	0	0	1	2				
Willie Kirkland, L (8, PH) OBP: 0.194, SLG: 0.310										1	0	0	0	0	0	1				
Ken Hamlin, R (8,6)										0	0	0	0	0	0	0				
Bennie Daniels, L (1,1) OBP: 0.429, SLG: 0.200										1	0	0	0	0	0	1				
Steve Ridzik, R (3,1)										1	0	0	0	0	0	1				
Joe Cunningham, L (6, PH)										1	0	0	0	0	0	0				
Nick Willhite, L (6,1)										0	0	0	0	0	0	0				
Jim Duckworth, R (6,1)										0	0	0	0	0	0	0				
Roy Sievers, R (6, PH)										1	0	1	0	0	0	0				
Pete Richert, L (6, PH) OBP: 0.200, SLG: 0.200										0	0	0	0	0	0	0				
Inning Stats	R: 1 E: 0 K: 1 S: 7	H: 1 LOB: 1 BB: 0 P: 7	R: 0 E: 0 K: 0 S: 4	H: 1 LOB: 1 BB: 0 P: 4	R: 0 E: 0 K: 2 S: 7	H: 0 LOB: 3 BB: 3 P: 19	R: 1 E: 0 K: 1 S: 7	H: 2 LOB: 2 BB: 2 P: 15	R: 0 E: 0 K: 1 S: 5	H: 0 LOB: 0 BB: 0 P: 5	R: 0 E: 0 K: 1 S: 5	H: 0 LOB: 0 BB: 0 P: 5	R: 0 E: 1 K: 0 S: 4	H: 0 LOB: 1 BB: 0 P: 4	R: 0 E: 0 K: 2 S: 8	H: 1 LOB: 1 BB: 0 P: 8	1B: 4 2B: 0 3B: 1 HR: 0	SF: 0 SAC: 0 DP: 0 HBP: 0	WP: 0 PB: 1 SB: 0 CS: 0	PA: 39
PITCHER	IP WLS BF H R ER SO BB IBB HBP BLK WP HR S P ERA WHIP																			
Luis Tiant, R (1,1) ERA: 4.82	3.2	21	4	2	2	4	5	0	0	0	0	0	0	24	44	4.91	2.455			
Lee Stange, R (4,1) ERA: 4.5	0.1	1	0	0	0	0	0	0	0	0	0	0	0	1	1	0.00	0.000			
Gary Bell, R (5,1) ERA: 1.8	5.0	W 17	1	0	0	4	0	0	0	0	0	0	0	25	25	0.00	0.200			

Washington Senators @ Cleveland Indians
Cleveland Municipal Stadium, Cleveland, OH
Sat May 01 1965, 3:33 AM EDT
Att: 3,442 - Unknown

AB 34
R 2
H 5
RBI 2
BB 5
SO 8
LOB 20



Batter	1	2	3	4	5	6	7	8	9	AB	R	H	RBI	BB	SO	LOB	BOTTOM			
Dick Howser, R (1,6) OBP: 0.314, SLG: 0.195										4	2	1	0	1	1	0				
Chuck Hinton, R (1,3) OBP: 0.387, SLG: 0.390										4	2	1	2	1	1	0				
Ray Barker, L (9,3)										0	0	0	0	0	0	0				
Leon Wagner, L (1,7) OBP: 0.358, SLG: 0.590										3	1	3	0	2	0	0				
Rocky Colavito, R (1,9) OBP: 0.413, SLG: 0.694										3	1	1	3	1	0	2				
Max Alvis, R (1,5) OBP: 0.341, SLG: 0.475										4	1	3	2	0	0	2				
Vic Davallito, L (1,8) OBP: 0.333, SLG: 0.366										3	0	2	0	1	1	0				
Larry Brown, R (1,4) OBP: 0.300, SLG: 0.346										4	0	0	0	0	0	6				
Cam Carreon, R (1,2) OBP: 0.409, SLG: 0.368										3	0	0	0	1	1	1				
Luis Tiant, R (1,1)										2	0	0	0	0	2	2				
Lee Stange, R (4,1)										0	0	0	0	0	0	0				
Gary Bell, R (5,1)										2	0	0	0	0	1	0				
Inning Stats	R: 0 E: 0 K: 0 S: 4	H: 1 LOB: 1 BB: 0 P: 4	R: 0 E: 0 K: 0 S: 4	H: 2 LOB: 1 BB: 0 P: 4	R: 5 E: 0 K: 2 S: 13	H: 6 LOB: 2 BB: 1 P: 17	R: 0 E: 0 K: 0 S: 3	H: 0 LOB: 2 BB: 2 P: 11	R: 0 E: 0 K: 0 S: 7	H: 0 LOB: 0 BB: 0 P: 7	R: 2 E: 0 K: 0 S: 4	H: 1 LOB: 3 BB: 4 P: 20	R: 0 E: 0 K: 2 S: 7	H: 0 LOB: 0 BB: 0 P: 7	R: 0 E: 0 K: 1 S: 5	H: 1 LOB: 0 BB: 0 P: 5	1B: 8 2B: 2 3B: 0 HR: 3	SF: 1 SAC: 0 DP: 2 HBP: 0	WP: 0 PB: 0 SB: 1 CS: 0	PA: 40
PITCHER	IP WLS BF H R ER SO BB IBB HBP BLK WP HR S P ERA WHIP																			
Bennie Daniels, R (1,1) ERA: 3.38	2.1	L 13	7	4	4	1	0	0	0	0	2	15	15	15.43	3.000					
Steve Ridzik, R (3,1) ERA: 3.69	2.2	13	2	1	1	3	2	1	0	0	1	16	28	3.38	1.500					
Nick Willhite, L (6,1) ERA: 8.1	0.1	4	0	2	2	0	3	0	0	0	0	1	13	54.00	9.000					
Jim Duckworth, R (6,1) ERA: 1.23	2.2	10	2	0	0	3	0	1	0	0	0	15	19	0.00	0.750					

Washington Senators @ Cleveland Indians
Cleveland Municipal Stadium, Cleveland, OH
Sat May 01 1965, 3:33 AM EDT
Att: 3,442 - Unknown

AB 32
R 7
H 11
RBI 7
BB 7
SO 7
LOB 13



Batter	1	2	3	4	5	6	7	8	9	AB	R	H	RBI	BB	SO	LOB	TOP					
Don Blasingame, L (1,4) OBP: 0.318, SLG: 0.485	F8		F3	F3					F3	5	1	3	0	0	0	1	Washington Senators @ Cleveland Indians Cleveland Municipal Stadium, Cleveland, OH Sun May 02 1965, 3:33 AM EDT Unknown livebaseballscorecards.com					
Woodie Held, R (1,9) OBP: 0.476, SLG: 0.548	K		F9		G5-4-3		F8		F3	4	0	0	0	1	1	3						
Don Lock, R (1,8) OBP: 0.266, SLG: 0.228			F7		G5-4-3		K		FC4	5	0	2	0	0	1	3						
Frank Howard, R (1,7) OBP: 0.329, SLG: 0.453	6-3				L7				K	4	0	2	1	0	0	1						
Ed Brinkman, R (8, PR) OBP: 0.189, SLG: 0.176			1B					SH2-4	K	1	1	0	0	0	1	2						
Roy Sievers, R (1,3) OBP: 0.267, SLG: 0.154		F7							FC4	2	0	1	0	1	0	0						
Joe Cunningham, L (6, PR) OBP: 0.154, SLG: 0.154										1	0	0	0	1	0	2						
Ken McMullen, R (1,5) OBP: 0.224, SLG: 0.214	K		F9							3	0	0	0	0	1	3						
Joe McCabe, R (1,2) OBP: 0.389, SLG: 0.500										2	1	1	1	1	0	2						
Bob Chance, L (8, PH) OBP: 0.339, SLG: 0.429										0	0	0	0	1	0	0						
Doug Camilli, R (8, PR) OBP: 0.208, SLG: 0.333										0	0	0	0	0	0	0						
Ken Hamlin, R (1,6) OBP: 0.143, SLG: 0.143										3	0	1	0	0	0	3						
Jim King, L (8, PH) OBP: 0.156, SLG: 0.107										0	0	0	1	0	0	0						
Mike McCormick, L (1,1)										3	0	0	0	0	0	2						
Ron Kline, R (7,1)										1	0	0	0	0	0	3						
Inning Stats	R: 0 E: 0 K: 1 S: 6	H: 1 LOB: 1 BB: 0 P: 6	R: 1 E: 0 K: 1 S: 7	H: 2 LOB: 1 BB: 0 P: 7	R: 1 E: 0 K: 0 S: 6	H: 3 LOB: 2 BB: 0 P: 6	R: 0 E: 0 K: 0 S: 3	H: 0 LOB: 0 BB: 1 P: 7	R: 0 E: 0 K: 0 S: 2	H: 0 LOB: 0 BB: 1 P: 6	R: 0 E: 0 K: 0 S: 3	H: 0 LOB: 0 BB: 1 P: 7	R: 0 E: 0 K: 1 S: 6	H: 1 LOB: 1 BB: 0 P: 6	R: 1 E: 0 K: 0 S: 4	H: 1 LOB: 3 BB: 2 P: 12	R: 0 E: 0 K: 1 S: 7	H: 2 LOB: 2 BB: 0 P: 7	1B: 8 2B: 1 3B: 0 HR: 1	SF: 1 SAC: 1 DP: 1 HBP: 0	WP: 1 PB: 0 SB: 2 CS: 0	PA: 41
PITCHER	IP WLS BF H R ER SO BB IBB HBP BLK WP HR S P ERA WHIP																					
Jack Kralick, L (1,1) ERA: 4.0	5.2	25	6	2	2	2	2	3	0	0	0	0	0	0	0	1	1	26	38	3.18	1.588	
Dick Donovan, R (6,1) ERA: 4.92	0.1	1	0	0	0	0	0	0	0	0	0	0	0	0	0	0	0	1	1	0.00	0.000	
Don McMahon, R (7,1) ERA: 2.7	1.1	L	8	2	1	1	1	1	1	0	0	0	0	0	0	0	0	8	16	6.75	2.250	
Sonny Siebert, R (8,1) ERA: 0.73	0.2	2	0	0	0	0	0	0	0	0	0	0	0	0	0	0	0	2	2	0.00	0.000	
Luis Tiant, R (9,1) ERA: 4.35	1.0	5	2	0	0	0	1	0	0	0	0	0	0	0	0	0	0	7	7	0.00	2.000	

Batter	1	2	3	4	5	6	7	8	9	AB	R	H	RBI	BB	SO	LOB	BOTTOM				
Dick Howser, R (1,6) OBP: 0.309, SLG: 0.200			6-3						4-3	4	0	1	0	0	0	0	Washington Senators @ Cleveland Indians Cleveland Municipal Stadium, Cleveland, OH Sun May 02 1965, 3:33 AM EDT Unknown livebaseballscorecards.com				
Chuck Hinton, R (1,3) OBP: 0.340, SLG: 0.356	F7								K	4	0	0	0	0	1	1					
Leon Wagner, L (1,7) OBP: 0.342, SLG: 0.581	F4								F8	4	1	1	0	0	1	0					
Rocky Colavito, R (1,9) OBP: 0.420, SLG: 0.667									K	3	0	1	0	1	1	1					
Max Alvis, R (1,5) OBP: 0.333, SLG: 0.523									F9	4	1	1	2	0	0	2					
Vic Davallito, L (1,8) OBP: 0.333, SLG: 0.364										3	0	1	0	0	0	0					
Larry Brown, R (1,4) OBP: 0.303, SLG: 0.345										3	0	1	0	0	0	1					
Cam Carreon, R (1,2) OBP: 0.360, SLG: 0.318										3	0	0	0	0	0	1					
Jack Kralick, L (1,1) Dick Donovan, L (6,1) Tony Martinez, R (7,1) Don McMahon, R (8,1) Sonny Siebert, R (8, PH) Ray Barker, L (8, PR) Luis Tiant, R (9,1)										1	0	0	0	0	0	0					
Inning Stats	R: 0 E: 0 K: 0 S: 3	H: 1 LOB: 0 BB: 0 P: 3	R: 0 E: 0 K: 0 S: 4	H: 2 LOB: 1 BB: 0 P: 4	R: 0 E: 0 K: 0 S: 3	H: 0 LOB: 0 BB: 0 P: 3	R: 0 E: 0 K: 1 S: 5	H: 0 LOB: 1 BB: 1 P: 9	R: 0 E: 0 K: 0 S: 3	H: 0 LOB: 0 BB: 0 P: 3	R: 2 E: 0 K: 0 S: 6	H: 3 LOB: 1 BB: 0 P: 6	R: 0 E: 0 K: 1 S: 5	H: 0 LOB: 0 BB: 0 P: 5	R: 0 E: 0 K: 1 S: 5	H: 0 LOB: 0 BB: 0 P: 5		1B: 4 2B: 2 3B: 0 HR: 1	SF: 0 SAC: 0 DP: 1 HBP: 0	WP: 0 PB: 0 SB: 0 CS: 1	PA: 32
PITCHER	IP WLS BF H R ER SO BB IBB HBP BLK WP HR S P ERA WHIP																				
Mike McCormick, L (1,1) ERA: 2.38	6.2	25	6	2	2	1	2	1	0	0	0	0	0	0	0	0	0	11	11	0.00	0.000
Ron Kline, R (7,1) ERA: 1.74	2.1	W	7	0	0	0	2	0	0	0	0	0	0	0	0	0	0	11	11	0.00	0.000

Batter	1	2	3	4	5	6	7	8	9	AB	R	H	RBI	BB	SO	LOB	TOP					
Don Blasingame, L (1, 4) OBP: 0.333, SLG: 0.458	F9		K			1B SF7 BB		K		3	1	0	0	1	2	0	Washington Senators @ Kansas City Athletics Municipal Stadium, Kansas City, MO Mon May 03 1965, 8:05 PM EDT Att: 2,540 - Unknown					
Jim King, L (1, 9) OBP: 0.189, SLG: 0.152	6-3		4-3			1B G6-4-3		6-3		4	0	1	0	0	0	0						
Don Lock, R (1, 8) OBP: 0.288, SLG: 0.277						1B SF7		1B FC6-4		3	0	3	1	0	0	0						
Frank Howard, R (1, 7) OBP: 0.333, SLG: 0.437	K					1B 5-3		1B FC6-4		4	0	0	0	0	1	4						
Bob Chance, L (1, 3) OBP: 0.328, SLG: 0.426										4	1	1	0	0	0	1						
Mike Brumley, L (1, 2) OBP: 0.133, SLG: 0.133										4	0	0	0	0	1	2						
Ken McMullen, R (1, 5) OBP: 0.263, SLG: 0.380										4	1	3	2	0	0	0						
Ken Hamlin, R (1, 6) OBP: 0.231, SLG: 0.167										3	0	1	0	0	1	1						
Roy Stevers, R (9, PH) OBP: 0.211, SLG: 0.118	K									1	0	0	0	0	1	1						
Pete Richter, L (1, 1) OBP: 0.167, SLG: 0.167										1	0	0	0	0	1	0						
Willie Kirtland, L (5, PH) OBP: 0.140, SLG: 0.280										1	0	0	0	0	0	0						
Bennie Daniels, L (5, PH) OBP: 0.420, SLG: 0.200										0	0	0	0	0	0	0						
Woodie Held, L (7, PH) OBP: 0.140, SLG: 0.080										1	0	0	0	0	1	1						
Jim Duckworth, R (7, 1) OBP: 0.133, SLG: 0.290										0	0	0	0	0	0	0						
Don Zimmer, R (9, PH) OBP: 0.133, SLG: 0.290										1	0	0	0	0	0	1						
Inning Stats	R: 0 E: 0 K: 1 S: 6	H: 1 LOB: 1 BB: 0 P: 6	R: 0 E: 0 K: 1 S: 6	H: 1 LOB: 1 BB: 0 P: 6	R: 0 E: 0 K: 2 S: 7	H: 0 LOB: 0 BB: 0 P: 7	R: 0 E: 0 K: 1 S: 6	H: 1 LOB: 1 BB: 0 P: 6	R: 0 E: 0 K: 1 S: 3	H: 0 LOB: 0 BB: 0 P: 3	R: 1 E: 0 K: 0 S: 3	H: 1 LOB: 0 BB: 1 P: 7	R: 1 E: 0 K: 0 S: 7	H: 2 LOB: 1 BB: 0 P: 7	R: 0 E: 0 K: 1 S: 6	H: 1 LOB: 1 BB: 0 P: 6	R: 1 E: 0 K: 1 S: 7	H: 2 LOB: 1 BB: 0 P: 7	1B: 6 2B: 2 3B: 0 HR: 1	SF: 1 SAC: 0 DP: 1 HBP: 0	WP: 0 PB: 1 SB: 0 CS: 0	PA: 36
PITCHER Diego Segui, R (1, 1) ERA: 5.48	IP: 9.0 WLS: W BF: 36 H: 9 R: 3 ER: 3 SO: 8 BB: 1 IBB: 0 HBP: 0 BLK: 0 WP: 0 HR: 1 S: 51 P: 55 ERA: 3.00 WHIP: 1.111															PITCHER	IP: 9.0 WLS: W BF: 36 H: 9 R: 3 ER: 3 SO: 8 BB: 1 IBB: 0 HBP: 0 BLK: 0 WP: 0 HR: 1 S: 51 P: 55 ERA: 3.00 WHIP: 1.111					

Batter	1	2	3	4	5	6	7	8	9	AB	R	H	RBI	BB	SO	LOB	BOTTOM			
Dick Green, R (1, 4) OBP: 0.391, SLG: 0.308	4-3		S 1B					FC1-6		4	1	1	0	0	1	1	Washington Senators @ Kansas City Athletics Municipal Stadium, Kansas City, MO Mon May 03 1965, 8:05 PM EDT Att: 2,540 - Unknown			
Wayne Causey, L (1, 6) OBP: 0.431, SLG: 0.422	6-3		F7					K		4	0	0	0	0	1	2				
Bert Campaneris, R (1, 7) OBP: 0.338, SLG: 0.422	6-3		2-4							4	0	2	1	0	0	0				
Nelson Mathews, R (1, 8) OBP: 0.630, SLG: 1.000			2-4							4	2	3	1	0	0	1				
Ken Harrelson, R (1, 3) OBP: 0.292, SLG: 0.391										4	1	1	1	0	1	2				
Jim Gentile, L (9, 3) OBP: 0.271, SLG: 0.533										0	0	0	0	0	0	0				
Ed Charles, R (1, 5) OBP: 0.345, SLG: 0.353										4	1	3	0	0	0	1				
Mike Hershberger, R (1, 9) OBP: 0.172, SLG: 0.264										2	0	0	0	1	0	2				
Billy Bryan, L (1, 2) OBP: 0.268, SLG: 0.389										3	0	0	0	0	1	3				
Diego Segui, R (1, 1) OBP: 0.333, SLG: 0.400										2	0	0	0	1	1	1				
Inning Stats	R: 0 E: 0 K: 0 S: 3	H: 0 LOB: 0 BB: 0 P: 3	R: 2 E: 0 K: 0 S: 5	H: 3 LOB: 0 BB: 0 P: 5	R: 1 E: 0 K: 1 S: 6	H: 2 LOB: 1 BB: 0 P: 6	R: 2 E: 1 K: 0 S: 5	H: 2 LOB: 3 BB: 1 P: 9	R: 0 E: 0 K: 1 S: 6	H: 1 LOB: 1 BB: 0 P: 6	R: 0 E: 0 K: 1 S: 5	H: 1 LOB: 0 BB: 0 P: 5	R: 0 E: 0 K: 2 S: 7	H: 0 LOB: 1 BB: 1 P: 11	R: 0 E: 0 K: 0 S: 4	H: 1 LOB: 1 BB: 0 P: 4	1B: 6 2B: 1 3B: 1 HR: 2	SF: 0 SAC: 0 DP: 1 HBP: 0	WP: 0 PB: 0 SB: 1 CS: 1	PA: 33
PITCHER Pete Richter, L (1, 1) ERA: 4.43	IP: 4.0 WLS: L BF: 19 H: 7 R: 5 ER: 4 SO: 1 BB: 0 IBB: 1 HBP: 0 BLK: 0 WP: 0 HR: 2 S: 19 P: 23 ERA: 6.75 WHIP: 1.750															PITCHER	IP: 4.0 WLS: L BF: 19 H: 7 R: 5 ER: 4 SO: 1 BB: 0 IBB: 1 HBP: 0 BLK: 0 WP: 0 HR: 2 S: 19 P: 23 ERA: 6.75 WHIP: 1.750			
Bennie Daniels, R (5, 1) ERA: 3.09	2.0	7	2	0	0	2	0	0	0	0	0	11	11	0.00	1.000					
Jim Duckworth, R (7, 1) ERA: 0.96	2.0	8	1	0	0	2	1	0	0	0	0	11	15	0.00	1.000					

Batter	1	2	3	4	5	6	7	8	9	AB	R	H	RBI	BB	SO	LOB	TOP	
Don Blasingame, L (1,4) OBP: 0.325, SLG: 0.442	5-3		L9	4-3					5-3	5	0	1	1	0	0	1	Washington Senators @ Kansas City Athletics Municipal Stadium, Kansas City, MO Tue May 04 1965, 8:05 PM EDT Att: 4,206 - Unknown	
Ken McMullen, R (1,5) OBP: 0.274, SLG: 0.370	5-3		WP BB		3B 1B	F8			K	4	1	1	0	1	1	1		
Don Lock, R (1,8) OBP: 0.286, SLG: 0.304	E6		F7		1-H 3B				K	4	0	1	1	0	1	1		
Frank Howard, R (1,7) OBP: 0.341, SLG: 0.425 Ron Kline, R (9,1)	5-3				1-H 3B	G6-4-3 BB			F3	2	0	0	0	2	0	1		
Woodie Held, R (1,9) OBP: 0.423, SLG: 0.463 (9,7)		1B FC6-4 1B	6-3						K	4	1	1	0	0	2	4		
Roy Sievers, R (1,3) OBP: 0.286, SLG: 0.263 Bob Chance, L (5, PH) OBP: 0.317, SLG: 0.411 (5,3)		FC6-4 1B		PB E 2B	G6-4-3 1-2				4-3	2	1	2	0	0	0	0		
Joe McCabe, R (1,2) OBP: 0.320, SLG: 0.350		FC6-4 1-2 3-H		2-3 K					F4	4	0	0	1	0	2	2		
Ken Hamlin, R (1,6) OBP: 0.235, SLG: 0.188		F2		E2 E9					F4	4	1	1	0	0	0	1		
Phil Ortega, R (1,1) Steve Ritzik, R (7,1) Willie Kirkland, L (9, PH) OBP: 0.176, SLG: 0.281 (9,9)		K		E9	1-H				F8	2	0	0	0	0	1	2		
										1B: 5	SF: 0	2B: 1	SAC: 1	3B: 1	DP: 1	HR: 0		HBP: 0
Inning Stats	R: 0 E: 1 K: 0 S: 4	H: 0 LOB: 1 BB: 0 P: 4	R: 1 E: 0 K: 1 S: 7	H: 2 LOB: 1 BB: 0 P: 7	R: 0 E: 0 K: 0 S: 3	H: 0 LOB: 2 BB: 2 P: 11	R: 1 E: 2 K: 1 S: 7	H: 1 LOB: 1 BB: 0 P: 7	R: 1 E: 0 K: 1 S: 6	H: 2 LOB: 1 BB: 1 P: 10	R: 0 E: 0 K: 2 S: 7	H: 0 LOB: 0 BB: 0 P: 7	R: 0 E: 0 K: 0 S: 3	H: 0 LOB: 0 BB: 0 P: 3	R: 0 E: 0 K: 1 S: 5	H: 0 LOB: 0 BB: 0 P: 5	WP: 1 PB: 1 SB: 0 CS: 0	PA: 38
PITCHER	IP WLS BF H R ER SO BB IBB HBP BLK WP HR S P ERA WHIP																	
John O'Donoghue, L (1,1) ERA: 2.96	4.0 L 21 5 3 2 2 2 2 0 0 0 1 0 23 31 4.50 1.750																	
Rollie Sheldon, R (5,1) ERA: 1.93	3.0 11 2 1 1 4 1 0 0 0 0 0 0 18 22 3.00 1.000																	
Wes Stock, R (8,1) ERA: 5.74	2.0 6 0 0 0 1 0 0 0 0 0 0 0 8 8 0.00 0.000																	

Batter	1	2	3	4	5	6	7	8	9	AB	R	H	RBI	BB	SO	LOB	BOTTOM	
Dick Green, R (1,4) OBP: 0.397, SLG: 0.321										4	0	2	0	0	0	1	Washington Senators @ Kansas City Athletics Municipal Stadium, Kansas City, MO Tue May 04 1965, 8:05 PM EDT Att: 4,206 - Unknown	
Wayne Causey, L (1,6) OBP: 0.416, SLG: 0.429	6-3 1B		F8							4	0	1	0	0	0	2		
Bert Campaneris, R (1,7) OBP: 0.361, SLG: 0.424										2	0	1	0	2	0	1		
Nelson Mathews, R (1,8) OBP: 0.548, SLG: 0.852										4	0	0	0	0	2	5		
Ken Harrelson, R (1,9) OBP: 0.286, SLG: 0.370 Mike Hershberger, R (9,9) OBP: 0.172, SLG: 0.264										4	1	1	0	0	0	2		
Jim Gentile, L (1,3) OBP: 0.269, SLG: 0.510										4	0	1	0	0	1	1		
Ed Charles, R (1,5) OBP: 0.355, SLG: 0.389										3	1	1	0	1	0	1		
Billy Bryan, L (1,2) OBP: 0.289, SLG: 0.450										4	0	2	1	0	0	1		
John O'Donoghue, R (1,1) OBP: 0.429, SLG: 0.333 Rollie Sheldon, R (5,1) Skip Lockwood, R (7, PH) Wes Stock, R (8,1) Rene Lachemann, R (9, PH)										1	0	0	0	0	0	1		
										1B: 6	SF: 0	2B: 1	SAC: 0	3B: 2	DP: 2	HR: 0		HBP: 0
Inning Stats	R: 0 E: 0 K: 0 S: 3	H: 1 LOB: 1 BB: 1 P: 7	R: 1 E: 0 K: 1 S: 6	H: 1 LOB: 1 BB: 1 P: 10	R: 0 E: 0 K: 0 S: 4	H: 2 LOB: 1 BB: 0 P: 4	R: 1 E: 0 K: 0 S: 4	H: 2 LOB: 0 BB: 0 P: 4	R: 0 E: 0 K: 1 S: 5	H: 0 LOB: 0 BB: 1 P: 9	R: 0 E: 0 K: 0 S: 4	H: 1 LOB: 1 BB: 0 P: 4	R: 0 E: 0 K: 1 S: 6	H: 1 LOB: 1 BB: 0 P: 6	R: 0 E: 0 K: 0 S: 4	H: 1 LOB: 1 BB: 0 P: 4	WP: 0 PB: 0 SB: 2 CS: 0	PA: 36
PITCHER	IP WLS BF H R ER SO BB IBB HBP BLK WP HR S P ERA WHIP																	
Phil Ortega, R (1,1) ERA: 5.83	6.1 W 26 7 2 2 2 2 3 0 0 0 0 0 27 39 2.84 1.579																	
Steve Ritzik, R (7,1) ERA: 3.63	1.2 6 1 0 0 1 0 0 0 0 0 0 0 8 8 0.00 0.600																	
Ron Kline, R (9,1) ERA: 1.35	1.0 S 4 1 0 0 0 0 0 0 0 0 0 0 4 4 0.00 1.000																	

Batter	1	2	3	4	5	6	7	8	9	AB	R	H	RBI	BB	SO	LOB	TOP										
Art Lopez, L OBP: 0.154, SLG: 0.154 (1, 9)	F9	G3			F7		F7			4	0	0	0	0	0	2	New York Yankees @ Washington Senators D.C. Stadium, Washington, DC Fri May 07 1965, 7:05 PM EDT Att: 24,171 - Unknown livebaseballscorecards.com										
Bobby Richardson, R OBP: 0.376, SLG: 0.372 (1, 4)	6-3		1B		2B		F3			4	1	2	0	0	0	0											
Joe Pepitone, L OBP: 0.265, SLG: 0.279 (1, 3)	3-1		1B	G5-4-3	F3			F9		4	0	1	0	0	0	1											
Tom Tresh, S OBP: 0.348, SLG: 0.506 (1, 8)		F6	F5					4-3		4	0	1	1	0	0	2											
Hector Lopez, R OBP: 0.233, SLG: 0.259 (1, 7)	G3	G5-4-3			6-3			F8		4	0	0	0	0	0	3											
Tony Kubek, L OBP: 0.263, SLG: 0.286 (1, 6)		1B		4-3				L1-3		4	1	3	0	0	0	0											
Clete Boyer, R OBP: 0.238, SLG: 0.286 (1, 5)		1B		4-3				5-3		4	1	1	0	0	1	2											
Bob Schmidt, R OBP: 0.316, SLG: 0.444 (1, 2)		1B						L1-3		4	0	1	1	0	2	1											
Al Downing, R OBP: 0.182, SLG: 0.182 (1, 1)		WP								3	0	1	1	0	1	1											
Pedro Ramos, S (7, 1)		WP		F6						0	0	0	0	0	0	0											
Inning Stats	R: 0 E: 0 K: 0 S: 3	H: 0 LOB: 0 BB: 0 P: 3	R: 2 E: 0 K: 0 S: 7	H: 4 LOB: 2 BB: 0 P: 7	R: 0 E: 0 K: 0 S: 4	H: 2 LOB: 1 BB: 0 P: 4	R: 0 E: 0 K: 1 S: 6	H: 1 LOB: 1 BB: 0 P: 6	R: 1 E: 0 K: 0 S: 5	H: 2 LOB: 1 BB: 0 P: 5	R: 0 E: 0 K: 2 S: 7	H: 1 LOB: 0 BB: 0 P: 7	R: 0 E: 0 K: 1 S: 5	H: 0 LOB: 0 BB: 0 P: 5	R: 0 E: 0 K: 0 S: 3	H: 0 LOB: 0 BB: 0 P: 3	R: 0 E: 0 K: 0 S: 3	H: 0 LOB: 0 BB: 0 P: 3	1B: 9 2B: 1 3B: 0 HR: 0	SF: 0 SAC: 0 DP: 1 HBP: 0	WP: 1 PB: 0 SB: 0 CS: 1	PA: 35					
PITCHER	IP	WLS	BF	H	R	ER	SO	BB	IBB	HBP	BLK	WP	HR	S	P	ERA	WHIP										
Dallas Green, R ERA: 3.14 (1, 1)	2.0		12	6	2	2	0	0	0	0	0	1	0	12	12	9.00	3.000										
Steve Ridzik, R ERA: 3.22 (3, 1)	5.0	W	17	4	1	1	4	0	0	0	0	0	0	25	25	1.80	0.800										
Ron Kline, R ERA: 1.13 (8, 1)	2.0	S	6	0	0	0	0	0	0	0	0	0	0	6	6	0.00	0.000										

Batter	1	2	3	4	5	6	7	8	9	AB	R	H	RBI	BB	SO	LOB	BOTTOM										
Don Blasingame, L OBP: 0.315, SLG: 0.419 (1, 4)	4-3	K			FC5-6			L8		5	1	1	0	0	1	1	New York Yankees @ Washington Senators D.C. Stadium, Washington, DC Fri May 07 1965, 7:05 PM EDT Att: 24,171 - Unknown livebaseballscorecards.com										
Ken McMullen, R OBP: 0.275, SLG: 0.377 (1, 5)	BB	F3			K		SH1-4			3	1	1	0	0	1	1											
Don Lock, R OBP: 0.306, SLG: 0.307 (1, 8)	BB			F2				3B		3	2	2	0	1	0	0											
Frank Howard, R OBP: 0.344, SLG: 0.430 (7, PR)	BB			6-3				BB		3	0	1	3	1	1	2											
Willie Kirkland, L OBP: 0.216, SLG: 0.314 (8, 9)	BB				K			HR		0	1	0	0	0	0	0											
Woodie Held, R OBP: 0.446, SLG: 0.545 (8, 7)	BB			L6				HR		3	1	2	4	1	0	0											
Roy Sievers, R OBP: 0.320, SLG: 0.238 (1, 3)	BB									2	0	0	0	2	0	3											
Ron Kline, R (8, 1)	BB									0	0	0	0	0	0	0											
Joe McCabe, R OBP: 0.276, SLG: 0.292 (1, 2)	K				K			F7		4	0	0	0	0	3	7											
Ed Brinkman, R OBP: 0.183, SLG: 0.172 (1, 6)	4-3			6-3				G3		4	0	0	0	0	0	4											
Dallas Green, L (1, 1)										1	0	0	0	0	1	0											
Steve Ridzik, R OBP: 0.200, SLG: 0.200 (3, 1)										1	0	1	0	0	0	0											
Don Zimmer, R OBP: 0.188, SLG: 0.333 (7, PH)										1	0	1	0	0	0	0											
Ken Hamlin, R OBP: 0.235, SLG: 0.188 (7, PR)										0	1	0	0	0	0	0											
Joe Cunningham, L (8, 3)										1	0	0	0	0	0	0											
Inning Stats	R: 2 E: 0 K: 1 S: 8	H: 3 LOB: 3 BB: 2 P: 16	R: 0 E: 0 K: 2 S: 7	H: 0 LOB: 0 BB: 0 P: 7	R: 0 E: 0 K: 0 S: 3	H: 0 LOB: 0 BB: 0 P: 3	R: 0 E: 0 K: 1 S: 4	H: 0 LOB: 0 BB: 1 P: 8	R: 0 E: 0 K: 2 S: 9	H: 2 LOB: 2 BB: 0 P: 9	R: 0 E: 0 K: 1 S: 5	H: 0 LOB: 1 BB: 1 P: 9	R: 0 E: 0 K: 0 S: 7	H: 4 LOB: 2 BB: 1 P: 11	R: 0 E: 0 K: 0 S: 3	H: 0 LOB: 0 BB: 0 P: 3	R: 0 E: 0 K: 0 S: 3	H: 0 LOB: 0 BB: 0 P: 3	1B: 7 2B: 0 3B: 1 HR: 1	SF: 0 SAC: 1 DP: 0 HBP: 0	WP: 0 PB: 0 SB: 0 CS: 0	PA: 37					
PITCHER	IP	WLS	BF	H	R	ER	SO	BB	IBB	HBP	BLK	WP	HR	S	P	ERA	WHIP										
Al Downing, L ERA: 3.49 (1, 1)	6.1	L	29	7	5	5	7	4	0	0	0	0	1	7	11	10.80	1.800										
Pedro Ramos, R ERA: 4.85 (7, 1)	1.2		8	2	2	2	0	1	0	0	0	0	1	7	11	10.80	1.800										

Batter	1	2	3	4	5	6	7	8	9	AB	R	H	RBI	BB	SO	LOB	TOP					
Phil Linz, R OBP: 0.241, SLG: 0.083 (1, 9)										3	0	0	0	2	0	3						
Bobby Richardson, R OBP: 0.356, SLG: 0.349 (1, 4)										5	1	0	0	0	1	2						
Tony Kubek, L OBP: 0.271, SLG: 0.284 (1, 6)										4	1	1	0	1	0	1						
Joe Pepitone, L OBP: 0.260, SLG: 0.318 (1, 3)										5	1	1	3	0	1	2						
Tom Tresh, S OBP: 0.351, SLG: 0.517 (1, 8) (9, 7)										4	0	1	0	1	0	1						
Hector Lopez, R OBP: 0.314, SLG: 0.387 Ross Moschitto, R (9, 8)										4	2	3	0	1	1	1						
Clete Boyer, R OBP: 0.269, SLG: 0.373 (1, 5)										3	2	2	3	1	1	2						
Doc Edwards, R OBP: 0.229, SLG: 0.182 (1, 2)										3	0	1	1	1	0	2						
Jim Bouton, R OBP: 0.200, SLG: 0.077 (1, 1)										4	0	0	0	0	2	6						
Inning Stats	R: 5 E: 0 K: 0 S: 8	H: 5 LOB: 1 BB: 1 P: 12	R: 0 E: 0 K: 0 S: 3	H: 0 LOB: 1 BB: 1 P: 7	R: 0 E: 0 K: 2 S: 8	H: 1 LOB: 3 BB: 2 P: 16	R: 0 E: 0 K: 1 S: 5	H: 0 LOB: 1 BB: 1 P: 9	R: 0 E: 0 K: 1 S: 4	H: 0 LOB: 2 BB: 2 P: 12	R: 0 E: 0 K: 0 S: 3	H: 0 LOB: 0 BB: 0 P: 3	R: 2 E: 0 K: 1 S: 7	H: 2 LOB: 0 BB: 0 P: 7	R: 0 E: 0 K: 0 S: 3	H: 0 LOB: 0 BB: 0 P: 3	R: 0 E: 0 K: 1 S: 6	H: 1 LOB: 1 BB: 0 P: 6	1B: 3 2B: 3 3B: 1 HR: 2	SF: 0 SAC: 0 DP: 0 HBP: 0	WP: 1 PB: 0 CS: 2 SB: 0	PA: 42
PITCHER	IP WLS BF H R ER SO BB IBB HBP BLK WP HR S P ERA WHIP																	PITCHER	IP WLS BF H R ER SO BB IBB HBP BLK WP HR S P ERA WHIP			
Pete Richert, L ERA: 6.26 (1, 1)	0.2 L 7 4 5 5 0 1 0 0 0 0 0 1 6 10 67.50 7.500																					
Buster Narum, R ERA: 8.75 (1, 1)	2.1 12 2 0 0 2 2 1 0 0 0 0 0 13 25 0.00 1.714																					
Frank Kreuzer, L ERA: 2.84 (4, 1)	3.0 11 0 0 0 2 3 0 0 0 0 0 0 12 24 0.00 1.000																					
Nick Willhite, L ERA: 7.11 (7, 1)	3.0 12 3 2 2 2 0 0 0 0 0 1 1 16 16 6.00 1.000																					
Batter	1	2	3	4	5	6	7	8	9	AB	R	H	RBI	BB	SO	LOB	BOTTOM					
Don Blasingame, L OBP: 0.313, SLG: 0.404 (1, 4)										3	1	0	0	1	0	1						
Ken McMullen, R OBP: 0.288, SLG: 0.375 (1, 5)										3	1	1	0	1	0	0						
Bob Chance, L OBP: 0.296, SLG: 0.391 (1, 3)										4	0	0	0	0	2	4						
Frank Howard, R OBP: 0.330, SLG: 0.410 (1, 7)										4	0	0	0	0	2	3						
Don Lock, R OBP: 0.303, SLG: 0.295 (1, 8)										3	0	0	1	1	1	0						
Willie Kirkland, L OBP: 0.220, SLG: 0.333 (1, 9)										4	0	1	2	0	0	0						
Mike Brumley, L OBP: 0.139, SLG: 0.114 (1, 2)										3	0	0	0	0	1	2						
Ed Brinkman, R OBP: 0.190, SLG: 0.180 (1, 6)										3	0	1	0	0	0	1						
Pete Richert, L OBP: 0.167, SLG: 0.167 (1, 1)										0	0	0	0	0	0	0						
Buster Narum, R OBP: 0.167, SLG: 0.167 (1, 1)										0	0	0	0	0	0	0						
Joe Cunningham, L (3, PH)										1	0	0	0	0	0	1						
Frank Kreuzer, R (4, 1)										0	0	0	0	0	0	0						
Don Zimmer, R OBP: 0.176, SLG: 0.313 (7, 1)										1	0	0	0	0	0	0						
Nick Willhite, L (7, 1)										0	0	0	0	0	0	0						
Jim King, L OBP: 0.221, SLG: 0.296 (9, PH)										1	1	1	0	0	0	0						
Inning Stats	R: 0 E: 0 K: 0 S: 3	H: 1 LOB: 0 BB: 0 P: 3	R: 0 E: 0 K: 0 S: 3	H: 0 LOB: 0 BB: 0 P: 3	R: 0 E: 0 K: 0 S: 4	H: 1 LOB: 1 BB: 0 P: 4	R: 0 E: 0 K: 2 S: 7	H: 0 LOB: 0 BB: 0 P: 7	R: 0 E: 0 K: 0 S: 3	H: 0 LOB: 0 BB: 0 P: 4	R: 0 E: 0 K: 0 S: 3	H: 0 LOB: 0 BB: 0 P: 3	R: 0 E: 0 K: 1 S: 5	H: 0 LOB: 0 BB: 0 P: 5	R: 0 E: 0 K: 1 S: 5	H: 0 LOB: 0 BB: 0 P: 5	R: 3 E: 0 K: 2 S: 9	H: 2 LOB: 2 BB: 3 P: 21	1B: 3 2B: 2 3B: 0 HR: 0	SF: 0 SAC: 0 DP: 1 HBP: 1	WP: 0 PB: 0 CS: 0 SB: 0	PA: 34
PITCHER	IP WLS BF H R ER SO BB IBB HBP BLK WP HR S P ERA WHIP																	PITCHER	IP WLS BF H R ER SO BB IBB HBP BLK WP HR S P ERA WHIP			
Jim Bouton, R ERA: 5.03 (1, 1)	9.0 W 34 4 3 3 6 3 0 1 0 0 0 0 42 55 3.00 0.778																					

New York Yankees @ Washington Senators
D.C. Stadium, Washington, DC
Sat May 08 1965, 3:33 AM EDT
Att: 6,866 - Overcast

AB	35
R	7
H	9
RBI	7
BB	7
SO	6
LOB	20



New York Yankees @ Washington Senators
D.C. Stadium, Washington, DC
Sat May 08 1965, 3:33 AM EDT
Att: 6,866 - Overcast

AB	30
R	3
H	4
RBI	3
BB	3
SO	6
LOB	12



Batter	1	2	3	4	5	6	7	8	9	AB	R	H	RBI	BB	SO	LOB	TOP					
Phil Linz, R OBP: 0.242, SLG: 0.214 (1, 9)	6-3			HR		F8		F8		4	1	1	1	0	0	0	New York Yankees @ Washington Senators D.C. Stadium, Washington, DC Sun May 09, 1965, 3:33 AM EDT Att: 23,545 - Overcast - 60 F					
Bobby Richardson, R OBP: 0.351, SLG: 0.345 (1, 4)	F8			1-3				L6		4	0	1	0	0	0	0						
Tony Kubek, L OBP: 0.270, SLG: 0.308 (1, 6)	F9			5-3				4-3		4	1	1	0	0	0	1						
Joe Pepitone, L OBP: 0.273, SLG: 0.329 (1, 3)		F6						4-3		4	1	2	1	0	0	0						
Tom Tresh, S OBP: 0.347, SLG: 0.505 (1, 8)		F4						4-3		4	0	1	0	0	0	1						
Hector Lopez, R OBP: 0.308, SLG: 0.471 (1, 7)										3	1	1	2	0	0	0						
Clete Boyer, R OBP: 0.266, SLG: 0.355 (1, 5)										3	0	0	0	1	0	1						
Doc Edwards, R OBP: 0.216, SLG: 0.171 (1, 2)										2	0	0	0	0	0	0						
Mickey Mantle, S OBP: 0.448, SLG: 0.531 (7, PH)										1	0	0	0	0	0	1						
Bob Schmidt, R OBP: 0.350, SLG: 0.474 (7, 2)										1	0	1	0	0	0	0						
Whitley Ford, L OBP: 0.286, SLG: 0.182 (7, 1)										2	0	0	0	0	0	0						
Pete Mikkelsen, R OBP: 0.148, SLG: 0.148 (8, PH)										0	0	0	0	0	0	0						
Steve Hamilton, L OBP: 0.148, SLG: 0.148 (7, 1)										0	0	0	0	0	0	0						
Art Lopez, L OBP: 0.148, SLG: 0.148 (8, PH)										1	0	0	0	0	0	0						
Hal Reniff, R OBP: 0.148, SLG: 0.148 (8, 1)										0	0	0	0	0	0	0						
Gil Bianco, L OBP: 0.148, SLG: 0.148 (8, 1)										0	0	0	0	0	0	0						
Pedro Gonzalez, R OBP: 0.148, SLG: 0.148 (8, PH)										1	0	0	0	0	0	2						
Inning Stats	R: 0 E: 0 K: 0 S: 3	H: 0 LOB: 0 BB: 0 P: 3	R: 0 E: 0 K: 0 S: 3	H: 0 LOB: 0 BB: 0 P: 3	R: 0 E: 0 K: 0 S: 3	H: 0 LOB: 0 BB: 0 P: 3	R: 1 E: 0 K: 0 S: 5	H: 2 LOB: 1 BB: 0 P: 5	R: 0 E: 0 K: 0 S: 3	H: 0 LOB: 0 BB: 0 P: 3	R: 0 E: 0 K: 0 S: 4	H: 1 LOB: 1 BB: 0 P: 4	R: 1 E: 0 K: 0 S: 4	H: 1 LOB: 1 BB: 1 P: 8	R: 0 E: 0 K: 1 S: 5	H: 0 LOB: 0 BB: 0 P: 5	R: 2 E: 0 K: 0 S: 7	H: 4 LOB: 2 BB: 0 P: 7	1B: 5 2B: 0 3B: 1 HR: 2	SF: 1 SAC: 0 DP: 0 HBP: 0	WP: 0 PB: 0 SB: 0 CS: 0	PA: 36
PITCHER	IP WLS BF H R ER SO BB IBB HBP BLK WP HR S P ERA WHIP																					
Phil Ortega, R ERA: 5.2 (1, 1)	7.0 W 26 4 2 2 0 1 0 0 0 0 0 2 25 29 2.57 0.714																					
Ron Kline, R ERA: 2.12 (8, 1)	1.0 5 2 2 2 1 0 0 0 0 0 0 0 7 7 18.00 2.000																					
Bennie Daniels, R ERA: 2.96 (9, 1)	1.0 S 5 2 0 0 0 0 0 0 0 0 0 0 5 5 0.00 2.000																					

Batter	1	2	3	4	5	6	7	8	9	AB	R	H	RBI	BB	SO	LOB	BOTTOM			
Ken Hamlin, R OBP: 0.250, SLG: 0.211 (1, 4)	F8									3	1	1	0	0	0	0	New York Yankees @ Washington Senators D.C. Stadium, Washington, DC Sun May 09, 1965, 3:33 AM EDT Att: 23,545 - Overcast - 60 F			
Don Blasingame, L OBP: 0.313, SLG: 0.404 (7, PH)										0	0	0	0	0	0	0				
Don Zimmer, R OBP: 0.167, SLG: 0.313 (7, PH)										0	0	0	1	0	0	0				
Ron Kline, R OBP: 0.167, SLG: 0.313 (8, 1)										0	0	0	0	0	0	0				
Bennie Daniels, L OBP: 0.429, SLG: 0.200 (9, 1)										0	0	0	0	0	0	0				
Ken McMullen, R OBP: 0.312, SLG: 0.412 (1, 5)										4	1	3	1	0	0	0				
Bob Chance, L OBP: 0.293, SLG: 0.373 (1, 3)										3	0	0	0	1	0	3				
Frank Howard, R OBP: 0.327, SLG: 0.402 (1, 7)										4	0	1	2	0	0	1				
Willie Kirkland, L OBP: 0.220, SLG: 0.333 (9, 7)										0	0	0	0	0	0	0				
Woodie Held, R OBP: 0.433, SLG: 0.511 (8, 4)										3	1	0	0	1	2	2				
Don Lock, R OBP: 0.312, SLG: 0.296 (1, 8)										3	0	1	0	1	0	2				
Doug Camilli, R OBP: 0.286, SLG: 0.346 (1, 2)										2	1	1	0	1	0	0				
Ed Brinkman, R OBP: 0.194, SLG: 0.185 (1, 6)										4	1	1	0	0	1	4				
Phil Ortega, R ERA: 4.0 (1, 1)										2	0	0	0	0	1	2				
Roy Sievers, R OBP: 0.320, SLG: 0.238 (7, PH)										0	0	0	0	0	0	0				
Jim King, L OBP: 0.244, SLG: 0.278 (8, 9)										1	0	0	0	1	0	2				
Inning Stats	R: 0 E: 0 K: 0 S: 4	H: 1 LOB: 1 BB: 0 P: 4	R: 0 E: 0 K: 2 S: 8	H: 1 LOB: 2 BB: 1 P: 12	R: 2 E: 0 K: 1 S: 7	H: 3 LOB: 1 BB: 1 P: 11	R: 0 E: 0 K: 0 S: 3	H: 0 LOB: 0 BB: 0 P: 3	R: 0 E: 0 K: 0 S: 3	H: 0 LOB: 0 BB: 0 P: 3	R: 0 E: 0 K: 0 S: 3	H: 0 LOB: 0 BB: 0 P: 3	R: 2 E: 0 K: 0 S: 5	H: 3 LOB: 1 BB: 1 P: 9	R: 0 E: 0 K: 1 S: 5	H: 0 LOB: 2 BB: 2 P: 14	1B: 7 2B: 1 3B: 0 HR: 0	SF: 1 SAC: 0 DP: 2 HBP: 1	WP: 0 PB: 1 SB: 0 CS: 0	PA: 36
PITCHER	IP WLS BF H R ER SO BB IBB HBP BLK WP HR S P ERA WHIP																			
Whitley Ford, L ERA: 5.45 (7, 1)	6.0 L 26 7 4 4 3 2 0 0 0 0 0 0 0 4 6.00 1.500																			
Pete Mikkelsen, R ERA: 4.0 (7, 1)	0.0 1 0 0 0 0 1 0 0 0 0 0 0 0 4 0.00 1.000																			
Steve Hamilton, L ERA: 3.86 (8, 1)	1.0 3 0 1 0 0 0 0 0 0 0 0 0 0 3 0.00 6.000																			
Hal Reniff, R ERA: 5.23 (8, 1)	0.1 3 0 1 0 0 2 0 0 0 0 0 0 1 9 0.00 6.000																			
Gil Bianco, L ERA: (8, 1)	0.2 3 0 0 0 0 1 0 0 1 0 0 0 4 5 0.00 0.000																			

Batter	1	2	3	4	5	6	7	8	9	AB	R	H	RBI	BB	SO	LOB	TOP										
Don Wert, R OBP: 0.371, SLG: 0.333 (1, 5)	5-3		CS 1B					2-1	L1-3 1B BB	2	2	1	0	3	0	0											
George Smith, R OBP: 0.222, SLG: 0.125 Jim Northrup, L OBP: 0.184, SLG: 0.174 Jerry Lumpe, L OBP: 0.319, SLG: 0.309 (1, 4)	K		G5-4-3 BB						K	3	1	0	0	1	2	3											
Don Demeter, R OBP: 0.305, SLG: 0.329 (7, 8)			G5-4-3							4	2	2	3	1	0	1											
Al Kaline, R OBP: 0.422, SLG: 0.530 (1, 9)	L8									4	0	0	1	1	0	3											
Willie Horton, R OBP: 0.292, SLG: 0.596 (1, 7)			E6							5	1	2	3	0	1	1											
Bill Freehan, R OBP: 0.241, SLG: 0.224 (1, 2)	F8									3	0	0	0	2	1	2											
George Thomas, R Norm Cash, L OBP: 0.341, SLG: 0.284 (1, 8)	K									3	0	0	0	0	1	4											
Dick McAuliffe, L OBP: 0.434, SLG: 0.512 (1, 6)										3	1	2	0	1	0	0											
Dave Wickersham, R Phil Regan, R Ray Cyfel, R Fred Gladding, L Gates Brown, L Larry Sherry, R OBP: 0.400, SLG: 0.750 (1, 1)	3-1									2	0	0	0	0	0	2											
Inning Stats	R: 0 E: 0 K: 1 S: 5	H: 0 LOB: 1 BB: 1 P: 9	R: 0 E: 1 K: 1 S: 6	H: 0 LOB: 2 BB: 1 P: 10	R: 0 E: 0 K: 0 S: 2	H: 1 LOB: 0 BB: 1 P: 6	R: 0 E: 0 K: 0 S: 3	H: 0 LOB: 1 BB: 1 P: 7	R: 0 E: 0 K: 1 S: 5	H: 0 LOB: 1 BB: 1 P: 9	R: 0 E: 0 K: 1 S: 5	H: 0 LOB: 1 BB: 1 P: 13	R: 5 E: 2 K: 2 S: 11	H: 3 LOB: 0 BB: 1 P: 15	R: 0 E: 0 K: 1 S: 5	H: 1 LOB: 1 BB: 0 P: 5	R: 2 E: 0 K: 1 S: 7	H: 2 LOB: 1 BB: 1 P: 11	1B: 5 2B: 1 3B: 0 HR: 1	SF: 0 SAC: 0 DP: 1 HBP: 0	WP: 2 PB: 0 SB: 1 CS: 1	PA: 42					
PITCHER	IP	WLS	BF	H	R	ER	SO	BB	IBB	HBP	BLK	WP	HR	S	P	ERA	WHIP										
Frank Kreuzer, L ERA: 2.84 (1, 1)	6.1		30	3	4	2	5	8	0	0	0	1	0	32	64	2.84	1.737										
Jim Duckworth, R ERA: 1.94 (7, 1)	1.2		8	2	2	1	2	1	0	0	0	1	1	10	14	5.40	1.800										
Ron Kline, R ERA: 2.5 (9, 1)	1.0	L	5	2	1	1	1	0	0	0	0	0	0	7	7	9.00	2.000										

Detroit Tigers @ Washington Senators
 D.C. Stadium, Washington, DC
 Tue May 11 1965, 7:05 PM EDT
 Att: 6,066 - Unknown

AB	33
R	7
H	7
RBI	7
BB	9
SO	8
LOB	19



Batter	1	2	3	4	5	6	7	8	9	AB	R	H	RBI	BB	SO	LOB	BOTTOM										
Don Blasingame, L OBP: 0.317, SLG: 0.426 (1, 4)	4-3		4-3	1-3 1B					L9	5	1	2	0	0	0	0											
Ken McMullen, R OBP: 0.325, SLG: 0.425 (1, 5)	1B		E8 1B	L9						5	1	3	1	0	0	2											
Bob Chance, L OBP: 0.313, SLG: 0.389 (1, 3)										5	1	3	1	0	0	2											
Frank Howard, R OBP: 0.333, SLG: 0.400 Woodie Held, R OBP: 0.433, SLG: 0.511 Jim King, L OBP: 0.238, SLG: 0.270 (1, 7)	G4-6-3 1B		BB BB 1B							3	0	1	0	1	0	3											
Don Lock, R OBP: 0.337, SLG: 0.301 (1, 8)										2	2	1	0	3	0	1											
Willie Kirkland, L OBP: 0.239, SLG: 0.455 (1, 9)										5	1	2	4	0	3	4											
Doug Camilli, R OBP: 0.250, SLG: 0.300 Don Zimmer, R OBP: 0.158, SLG: 0.294 (1, 2)	K									4	0	0	0	0	1	1											
Ed Brinkman, R OBP: 0.197, SLG: 0.188 (1, 6)	K									4	0	1	0	0	2	1											
Frank Kreuzer, R Jim Duckworth, R Ron Kline, R (1, 1)										2	0	0	0	1	2	1											
Inning Stats	R: 0 E: 0 K: 0 S: 4	H: 2 LOB: 1 BB: 0 P: 4	R: 1 E: 0 K: 2 S: 7	H: 1 LOB: 1 BB: 1 P: 11	R: 1 E: 1 K: 2 S: 9	H: 1 LOB: 3 BB: 2 P: 17	R: 0 E: 0 K: 0 S: 4	H: 1 LOB: 2 BB: 1 P: 8	R: 3 E: 0 K: 1 S: 9	H: 4 LOB: 1 BB: 0 P: 9	R: 1 E: 0 K: 0 S: 5	H: 3 LOB: 1 BB: 0 P: 5	R: 0 E: 0 K: 2 S: 7	H: 0 LOB: 0 BB: 0 P: 7	R: 0 E: 0 K: 1 S: 6	H: 1 LOB: 1 BB: 0 P: 6	R: 0 E: 0 K: 1 S: 5	H: 0 LOB: 1 BB: 1 P: 9	1B: 10 2B: 0 3B: 2 HR: 1	SF: 0 SAC: 0 DP: 2 HBP: 0	WP: 0 PB: 0 SB: 1 CS: 0	PA: 43					
PITCHER	IP	WLS	BF	H	R	ER	SO	BB	IBB	HBP	BLK	WP	HR	S	P	ERA	WHIP										
Dave Wickersham, R ERA: 5.63 (1, 1)	4.2		26	9	5	4	4	4	0	0	0	0	0	8	8	6.75	2.786										
Phil Regan, R ERA: 4.32 (5, 1)	1.1		6	3	1	1	1	0	0	0	0	0	0	8	8	6.75	2.250										
Fred Gladding, R ERA: 2.25 (7, 1)	1.0		3	0	0	0	2	0	0	0	0	0	0	7	7	0.00	0.000										
Larry Sherry, R ERA: 0.36 (8, 1)	2.0	W	8	1	0	0	2	1	0	0	0	0	0	11	15	0.00	1.000										

Detroit Tigers @ Washington Senators
 D.C. Stadium, Washington, DC
 Tue May 11 1965, 7:05 PM EDT
 Att: 6,066 - Unknown

AB	38
R	6
H	13
RBI	6
BB	5
SO	9
LOB	16




Batter	1	2	3	4	5	6	7	8	9	AB	R	H	RBI	BB	SO	LOB	TOP								
Jake Wood, R OBP: 0.428, SLG: 0.500 Jerry Lumpe, L OBP: 0.319, SLG: 0.309 George Smith, R OBP: 0.211, SLG: 0.118	F8		CS 2H 1B		5-3		F8		K	4	0	1	1	0	0	0									
Don Wert, R OBP: 0.356, SLG: 0.317	3-1		F4 1-2		5-3			1-3		4	0	0	0	0	0	1									
Don Demeter, R OBP: 0.314, SLG: 0.320	FC4 BB			F8		5-3		2B BB		2	1	0	0	2	0	0									
Al Kaline, R OBP: 0.415, SLG: 0.529	FC4 1-2			L9		L7		1B 2B		4	1	1	1	0	0	1									
Willie Horton, R OBP: 0.327, SLG: 0.667			G5-4-3 1B		HR	E5 1B		FC6-4 1B		4	2	3	2	0	0	0									
Bill Freahan, R OBP: 0.299, SLG: 0.231	F8			BB 1B		1B BB		FC6-4 PB		3	0	1	0	1	0	2									
George Thomas, R Norm Cash, L	G5-4-3 1-2			FC6 BB		1B		K		2	0	1	1	1	0	1									
Dick McAuliffe, L OBP: 0.437, SLG: 0.523			SH1-4 1B	FC6 1-2			F3		SH5-4 CS 2B	4	1	2	0	0	0	2									
Joe Sparma, R Fred Gladding, L Mickey Lolich, S			SH1-4 1-2		4-3		K		SH5-4 2-3	2	0	0	0	0	1	0									
Inning Stats	R: 0 E: 0 K: 0 S: 3	H: 0 LOB: 1 BB: 1 P: 7	R: 0 E: 0 K: 0 S: 3	H: 1 LOB: 0 BB: 0 P: 3	R: 1 E: 0 K: 0 S: 4	H: 2 LOB: 0 BB: 0 P: 4	R: 1 E: 0 K: 0 S: 5	H: 2 LOB: 2 BB: 1 P: 9	R: 0 E: 0 K: 0 S: 3	H: 0 LOB: 0 BB: 0 P: 3	R: 1 E: 0 K: 0 S: 4	H: 1 LOB: 2 BB: 1 P: 8	R: 0 E: 0 K: 1 S: 5	H: 0 LOB: 0 BB: 0 P: 5	R: 2 E: 0 K: 1 S: 7	H: 2 LOB: 1 BB: 1 P: 11	R: 0 E: 0 K: 1 S: 5	H: 1 LOB: 0 BB: 0 P: 5	1B: 6 2B: 2 3B: 0 HR: 1	SF: 0 SAC: 2 DP: 1 HBP: 0	WP: 0 PB: 1 SB: 0 CS: 2	PA: 37			
PITCHER	IP	WLS	BF	H	R	ER	SO	BB	IBB	HBP	BLK	WP	HR	S	P	ERA	WHIP								
Mike McCormick, L ERA: 2.7	7.0	L	28	6	3	2	1	3	0	0	0	0	1	27	39	2.57	1.286								
Buster Narum, R ERA: 7.13	1.1		8	3	2	2	1	1	0	0	0	0	0	9	13	13.50	3.000								
Pete Richert, L ERA: 6.08	0.2		1	0	0	0	1	0	0	0	0	0	0	3	3	0.00	0.000								

Detroit Tigers @ Washington Senators
D.C. Stadium, Washington, DC
Wed May 12, 1965, 7:05 PM EDT
Att: 3,205 - Unknown

livebaseballscorecards.com

AB 31
R 5
H 9
RBI 5
BB 4
SO 3
LOB 9




Batter	1	2	3	4	5	6	7	8	9	AB	R	H	RBI	BB	SO	LOB	BOTTOM								
Don Blasingame, L OBP: 0.340, SLG: 0.449	K		CS 1B		BB 1B		2B		1B BB	4	1	3	0	1	1	0									
Ken McMullen, R OBP: 0.322, SLG: 0.416	1-3		CS 1-2	4-3	SF9		1B		F8	4	0	1	1	0	0	1									
Bob Chance, L OBP: 0.341, SLG: 0.400	K			BB 1B	BB		BB		HBP 1B	3	0	2	0	2	1	0									
Frank Howard, R OBP: 0.346, SLG: 0.398		6-3		BB 1-2	BB		F6		HBP 1B	3	0	1	1	2	0	2									
Don Lock, R OBP: 0.350, SLG: 0.294		BB		F6	K			WP BB	FC6-4 HBP	2	0	0	0	2	1	5									
Willie Kirkland, L OBP: 0.240, SLG: 0.426 Woodie Held, R OBP: 0.426, SLG: 0.500	F8			BB 1-2 2-3		1-3		F6	FC6-4 1-2	3	0	0	0	1	0	2									
Doug Camilli, R OBP: 0.222, SLG: 0.265	K			L9		F2		5-3		4	0	0	0	0	1	5									
Ed Brinkman, R OBP: 0.203, SLG: 0.194 Jim King, L OBP: 0.233, SLG: 0.263 Ken Hamlin, R OBP: 0.250, SLG: 0.211			6-3		1B SF9 1B		6-3		F7	3	1	1	0	0	0	0									
Mike McCormick, L Joe Cunningham, L			K		K		K		K	2	0	0	0	0	2	1									
Buster Narum, R Pete Richert, L Mike Brumley, L			K		K		K		K	1	0	0	0	0	0	0									
Inning Stats	R: 0 E: 0 K: 2 S: 7	H: 0 LOB: 0 BB: 0 P: 7	R: 0 E: 0 K: 1 S: 5	H: 0 LOB: 1 BB: 1 P: 9	R: 0 E: 0 K: 1 S: 5	H: 1 LOB: 0 BB: 0 P: 5	R: 0 E: 0 K: 0 S: 4	H: 1 LOB: 3 BB: 2 P: 12	R: 1 E: 0 K: 2 S: 9	H: 2 LOB: 3 BB: 2 P: 17	R: 0 E: 0 K: 0 S: 3	H: 0 LOB: 0 BB: 0 P: 3	R: 0 E: 0 K: 1 S: 6	H: 2 LOB: 2 BB: 1 P: 10	R: 0 E: 0 K: 0 S: 3	H: 0 LOB: 1 BB: 1 P: 7	R: 1 E: 0 K: 1 S: 7	H: 2 LOB: 3 BB: 1 P: 12	1B: 7 2B: 1 3B: 0 HR: 0	SF: 1 SAC: 0 DP: 0 HBP: 1	WP: 1 PB: 0 SB: 0 CS: 1	PA: 43			
PITCHER	IP	WLS	BF	H	R	ER	SO	BB	IBB	HBP	BLK	WP	HR	S	P	ERA	WHIP								
Joe Sparma, R ERA: 4.22	6.2	W	29	6	1	1	7	5	0	0	0	0	0	10	23	4.50	1.650								
Fred Gladding, R ERA: 2.57	2.0		12	2	1	1	1	3	0	1	0	1	0	10	23	4.50	2.500								
Mickey Lolich, L ERA: 3.41	0.1	S	1	0	0	0	0	0	0	0	0	0	0	1	1	0.00	0.000								

Detroit Tigers @ Washington Senators
D.C. Stadium, Washington, DC
Wed May 12, 1965, 7:05 PM EDT
Att: 3,205 - Unknown

livebaseballscorecards.com

AB 32
R 2
H 8
RBI 2
BB 8
SO 8
LOB 20



Batter	1	2	3	4	5	6	7	8	9	AB	R	H	RBI	BB	SO	LOB	TOP			
Dick Howser, R OBP: 0.361, SLG: 0.279 (1, 6)	0-0 5-3 ①		0-0 1-2 1B	4-0 1-2 2-3 BB		0-0 2B	1B		4-0 G4-6-3 BB	3	1	2	0	2	0	0				
Fred Whitfield, L OBP: 0.352, SLG: 0.647 (1, 3)	0-0 F2		0-0 F5	0-0 F3		0-0 4-3 1-H 2B			0-0 G4-6-3 1-2f	5	0	1	1	1	0	0	6			
Leon Wagner, L OBP: 0.326, SLG: 0.551 (1, 7)	0-0 1B		0-0 F9		0-0 F8		0-0 4-3		4-0 BB	4	0	1	0	1	0	3				
Rocky Colavito, R OBP: 0.404, SLG: 0.500 Larry Brown, R OBP: 0.293, SLG: 0.321 (1, 9) (9, 4)	0-0 F8		0-0 6-3		0-0 1-3		1-0 G5-4-3 HBP		0-0 F7	4	0	0	0	0	0	4				
Max Alvis, R OBP: 0.375, SLG: 0.438 (1, 5)		0-0 F6		0-0 4-3		0-0 1B		0-0 G5-4-3 1-2f		4	0	1	0	0	0	2				
Vic Davallito, L OBP: 0.341, SLG: 0.415 (1, 8)		0-3 K		0-0 HR		0-0 L4			0-0 F4	4	1	1	1	0	1	1				
Chuck Hinton, R OBP: 0.296, SLG: 0.314 (9, 9)		4-0 BB		0-0 FC1 3B		0-0 1B		0-0 F7		3	0	2	0	1	0	0				
Joe Azcue, R OBP: 0.321, SLG: 0.300 (1, 2)		0-0 F8		4-0 BB FC1 BB		0-0 G6-3 1-2f		0-0 1B		3	0	1	0	1	0	2				
Sam McDowell, L OBP: 0.143, SLG: 0.077 (1, 1)			4-0 1B BB	0-0 FC1 BB 1-2 3-H		0-3 K		0-0 F5		3	0	0	0	1	1	3				
Inning Stats	R: 0 E: 0 K: 1 S: 4	H: 1 LOB: 1 BB: 0 P: 4	R: 0 E: 0 K: 1 S: 5	H: 0 LOB: 1 BB: 1 P: 9	R: 0 E: 0 K: 0 S: 4	H: 1 LOB: 2 BB: 1 P: 8	R: 0 E: 0 K: 0 S: 5	H: 2 LOB: 3 BB: 2 P: 13	R: 0 E: 0 K: 0 S: 4	H: 1 LOB: 0 BB: 0 P: 4	R: 1 E: 0 K: 0 S: 4	H: 2 LOB: 1 BB: 0 P: 5	R: 0 E: 0 K: 0 S: 4	H: 1 LOB: 1 BB: 0 P: 4	R: 0 E: 0 K: 0 S: 2	H: 0 LOB: 1 BB: 2 P: 10	1B: 6 2B: 1 3B: 1 HR: 1	SF: 0 SAC: 0 DP: 3 HBP: 1	WP: 0 PB: 0 CS: 0	PA: 40
PITCHER	IP WLS BF H R ER SO BB IBB HBP BLK WP HR S P ERA WHIP	8.0 L 36 9 2 2 2 4 0 1 0 0 1 35 52 2.25 1.625	1.0 4 0 0 0 0 2 0 0 0 0 0 2 10 0.00 2.000																	

Cleveland Indians @ Washington Senators
D.C. Stadium, Washington, DC
Fri May 14 1965, 7:05 PM EDT
Att: 10,135 - Unknown


AB	33
R	2
H	9
RBI	2
BB	6
SO	2
LOB	21



Batter	1	2	3	4	5	6	7	8	9	AB	R	H	RBI	BB	SO	LOB	BOTTOM					
Joe Cunningham, L OBP: 0.364, SLG: 0.125 (1, 3)	0-0 1-3 ①		0-0 FC1-6 2-H 1B		4-0 1-2 BB			0-0 1B		3	0	2	1	1	0	0						
Ken Hamlin, R OBP: 0.286, SLG: 0.231 Don Zimmer, R OBP: 0.143, SLG: 0.263 Steve Ridzik, R OBP: 0.200, SLG: 0.200 (1, 4) (8, PH) (9, 1)	0-3 K		0-0 FC1-6 1-2f		0-0 F8			0-3 K		3	0	0	0	0	1	3						
Ken McMullen, R OBP: 0.302, SLG: 0.384 (1, 5)	0-0 6-3		0-3 K			0-3 K		0-0 F8		4	0	0	0	0	2	2						
Frank Howard, R OBP: 0.330, SLG: 0.376 Willie Kirkland, L OBP: 0.240, SLG: 0.426 (9, PR)		0-3 K		0-0 F7		0-0 6-3			0-0 G4-3 1B	4	0	1	0	0	1	0						
Woodie Held, R OBP: 0.391, SLG: 0.446 (1, 9)		0-0 5-3		0-3 K		0-3 K			0-0 G4-3 1-2f	4	0	0	0	0	2	1						
Don Lock, R OBP: 0.333, SLG: 0.280 (1, 8)		0-0 PB 1B		0-0 5-3			0-0 F7		0-0 1-3	4	0	1	0	0	0	1						
Doug Camilli, R OBP: 0.256, SLG: 0.350 (1, 2)		0-3 K			0-3 K		0-0 5-3			3	0	0	0	0	2	1						
Ed Brinkman, R OBP: 0.198, SLG: 0.203 (1, 6)			0-3 K2-3		0-3 K2-3		0-0 6-3			3	0	0	0	0	2	0						
Phil Ortega, R OBP: 0.154, SLG: 0.167 Joe McCabe, R OBP: 0.258, SLG: 0.269 Don Blasingame, L OBP: 0.338, SLG: 0.444 (1, 1) (8, PH) (9, 4)			0-0 1B 2B		4-0 BB			0-3 K		1	1	1	0	1	0	0						
Inning Stats	R: 0 E: 0 K: 1 S: 5	H: 0 LOB: 0 BB: 0 P: 5	R: 0 E: 0 K: 2 S: 8	H: 1 LOB: 1 BB: 0 P: 8	R: 1 E: 0 K: 2 S: 9	H: 2 LOB: 1 BB: 0 P: 9	R: 0 E: 0 K: 1 S: 5	H: 0 LOB: 0 BB: 0 P: 5	R: 0 E: 0 K: 2 S: 7	H: 0 LOB: 2 BB: 2 P: 15	R: 0 E: 0 K: 2 S: 7	H: 0 LOB: 0 BB: 0 P: 7	R: 0 E: 0 K: 0 S: 3	H: 0 LOB: 0 BB: 0 P: 3	R: 0 E: 0 K: 2 S: 8	H: 1 LOB: 1 BB: 0 P: 8	R: 0 E: 0 K: 0 S: 3	H: 1 LOB: 1 BB: 0 P: 3	1B: 4 2B: 1 3B: 0 HR: 0	SF: 0 SAC: 0 DP: 1 HBP: 0	WP: 0 PB: 1 CS: 0	PA: 33
PITCHER	IP WLS BF H R ER SO BB IBB HBP BLK WP HR S P ERA WHIP	9.0 W 33 5 1 1 1 2 2 0 0 0 0 55 63 1.00 0.778																				

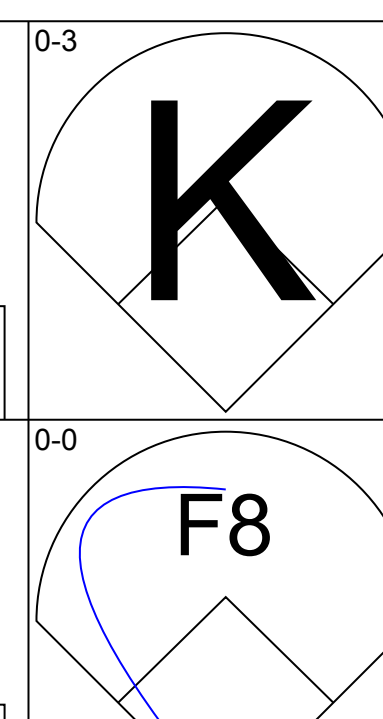
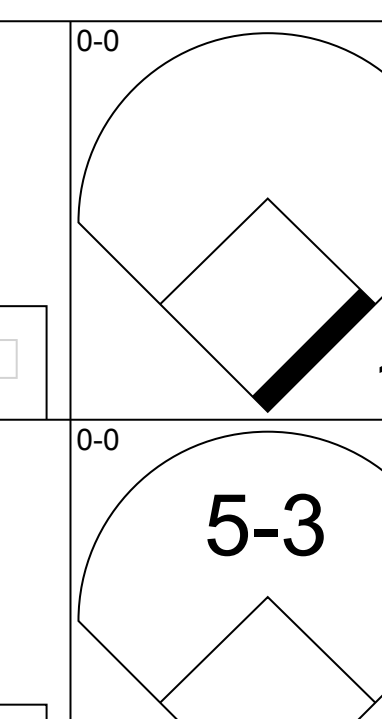
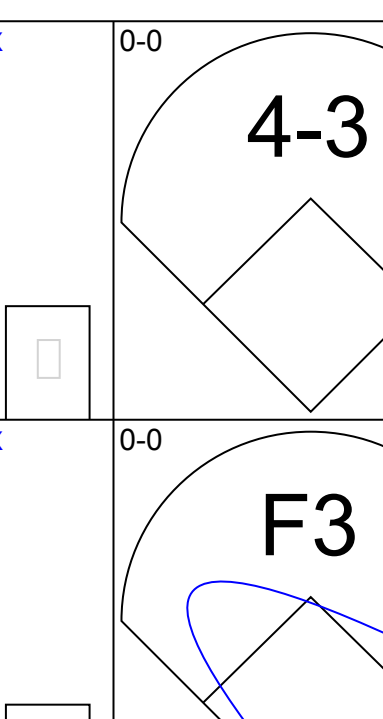
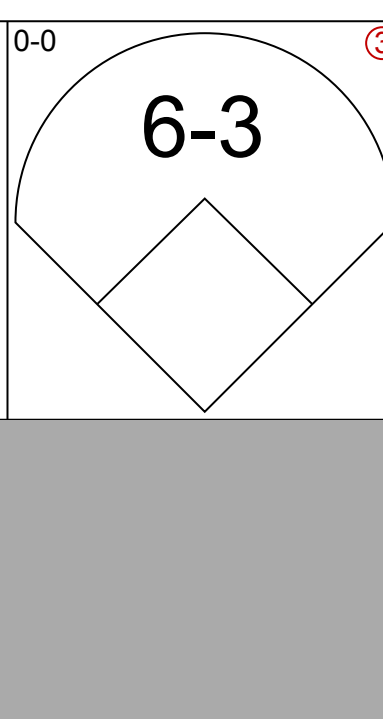
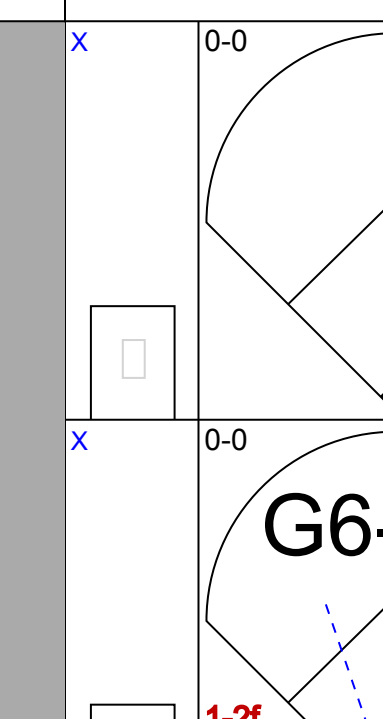
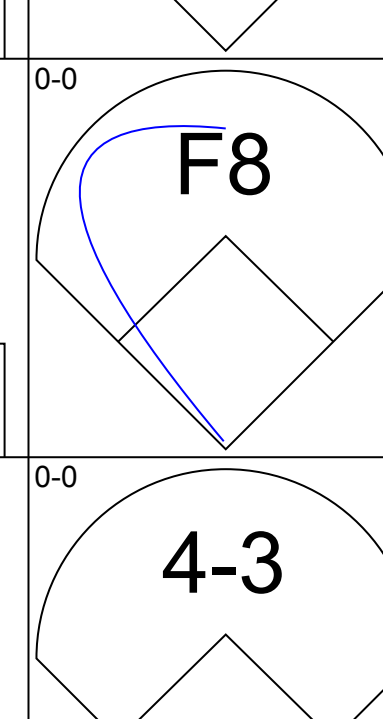
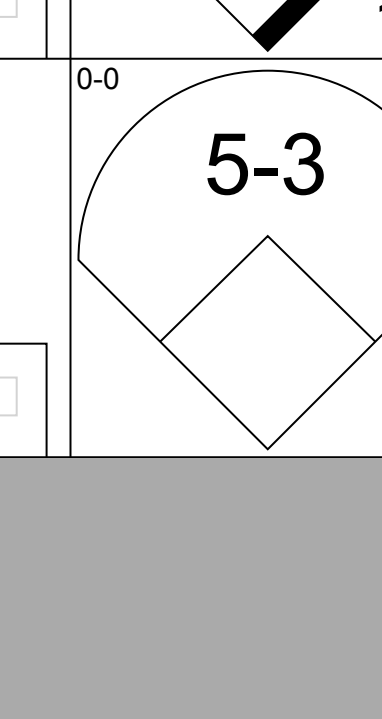

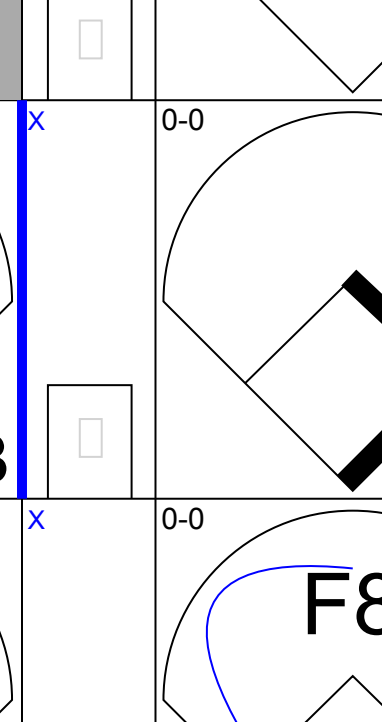

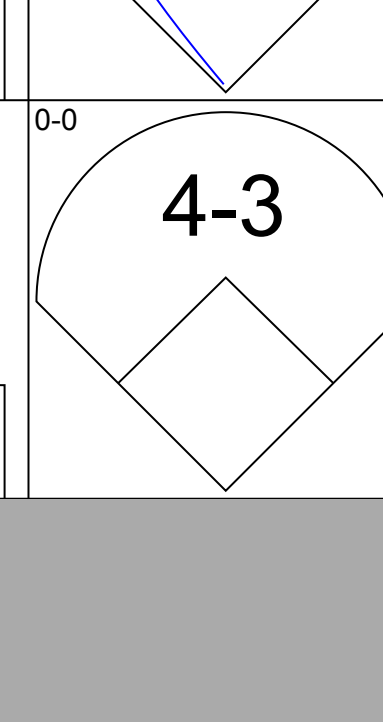
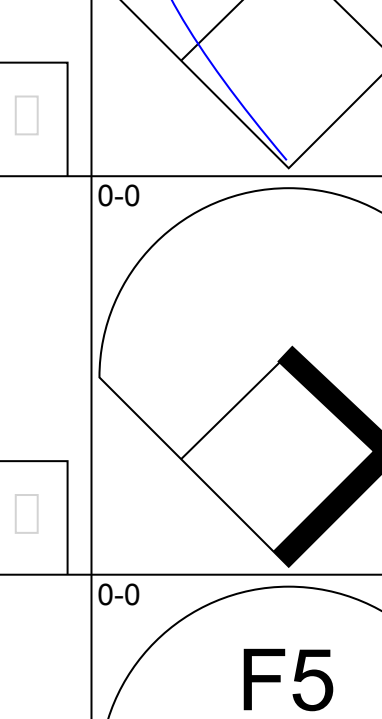
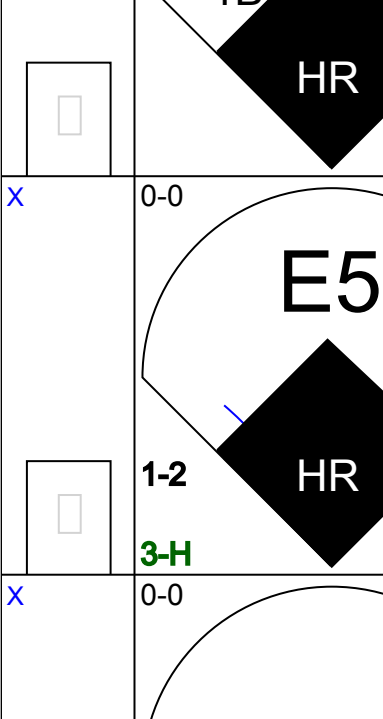
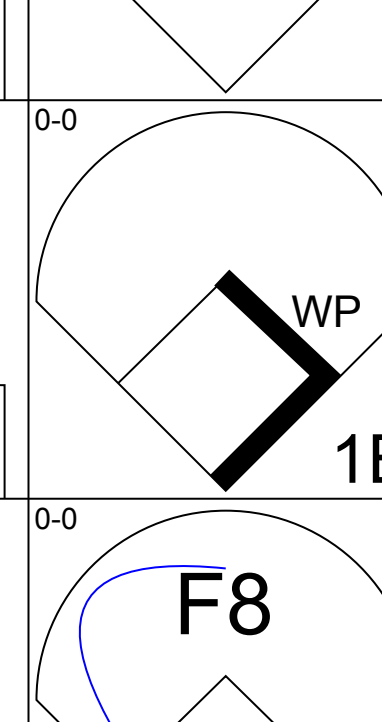
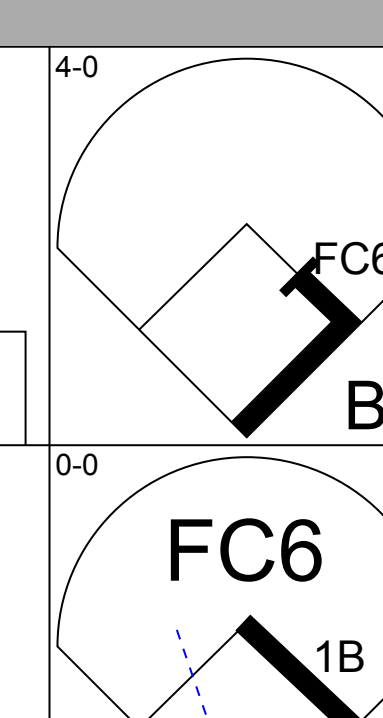
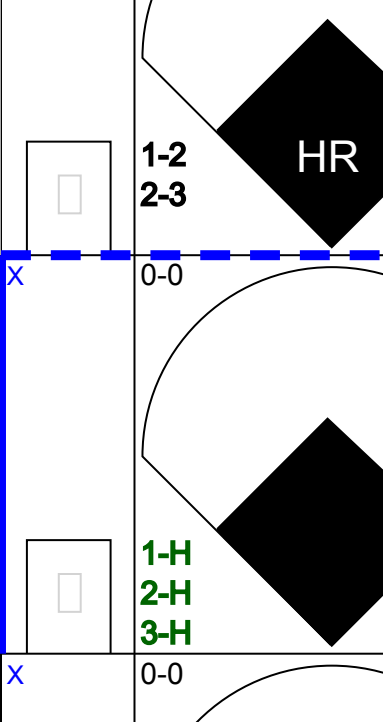
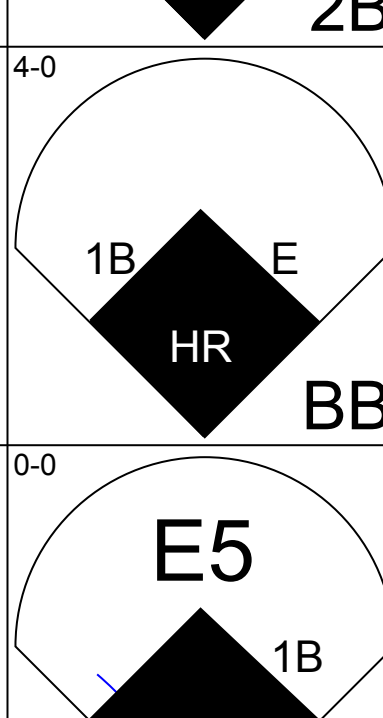
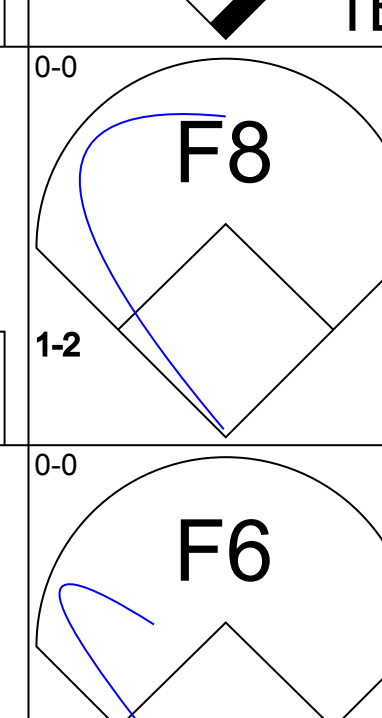
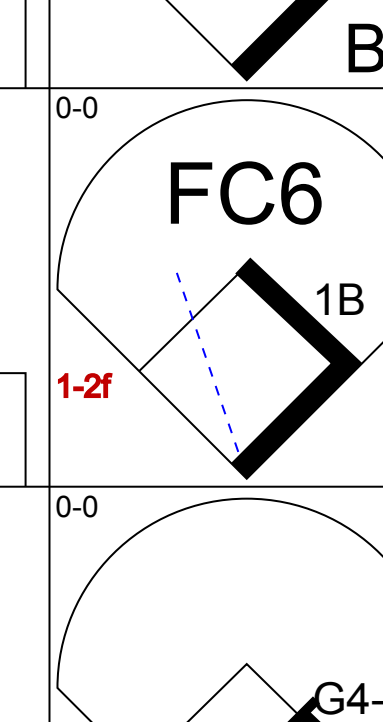
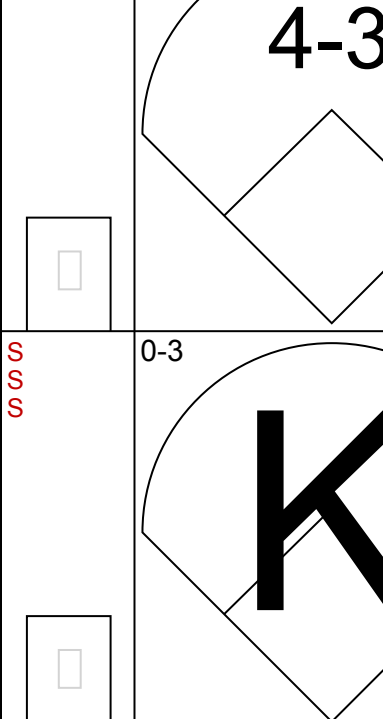
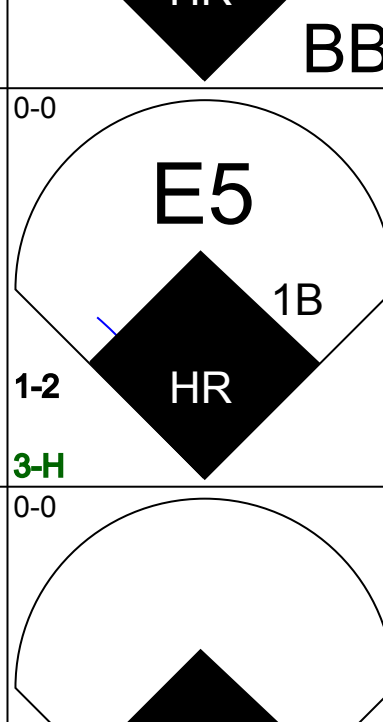
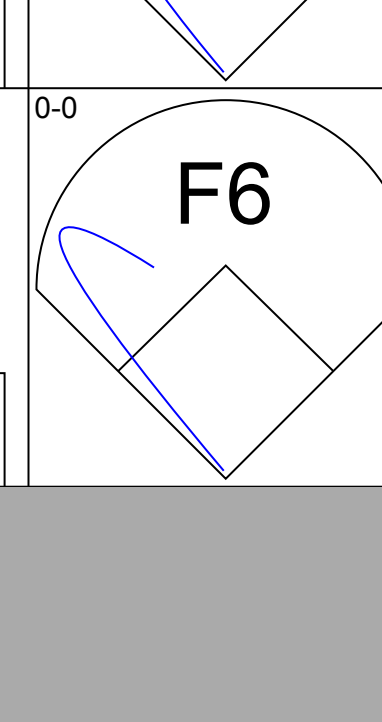
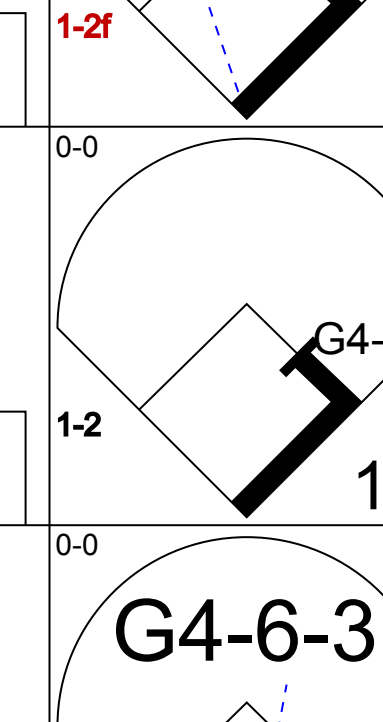
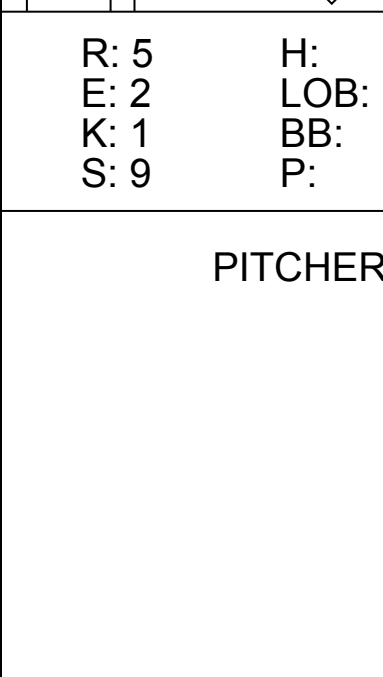
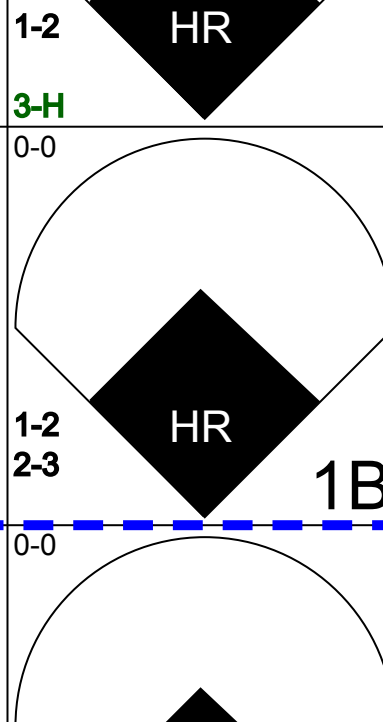
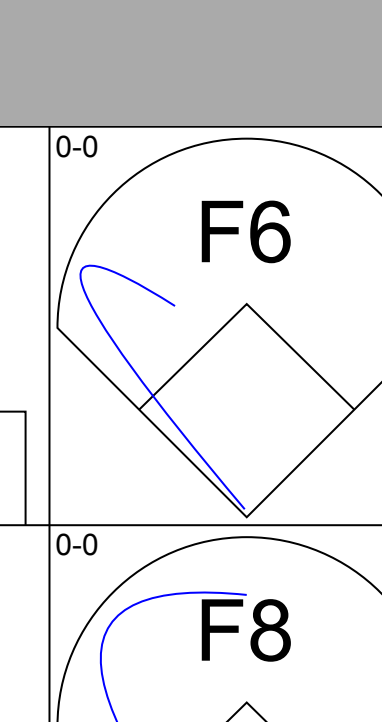
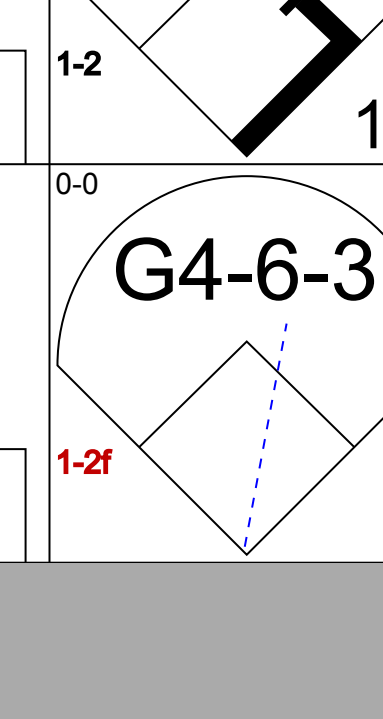
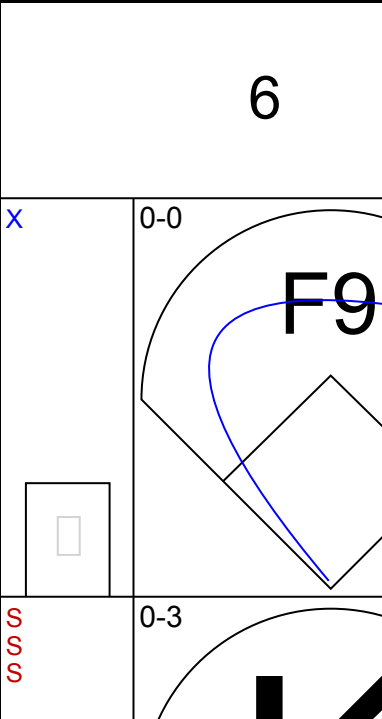
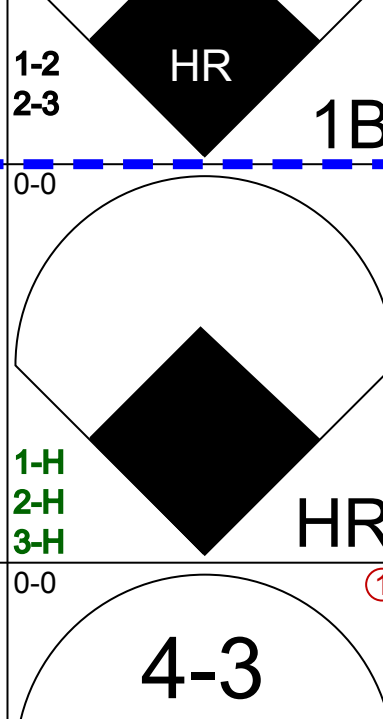
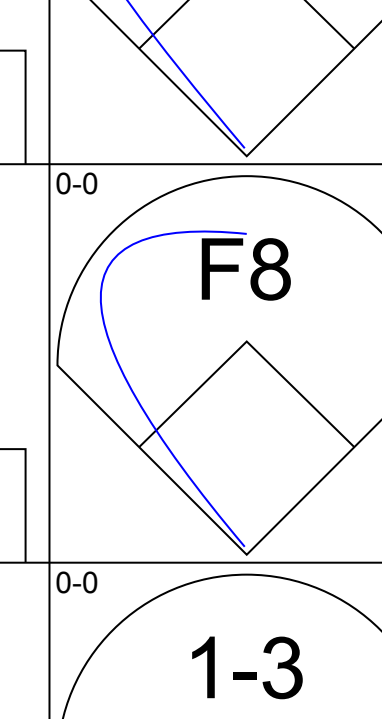
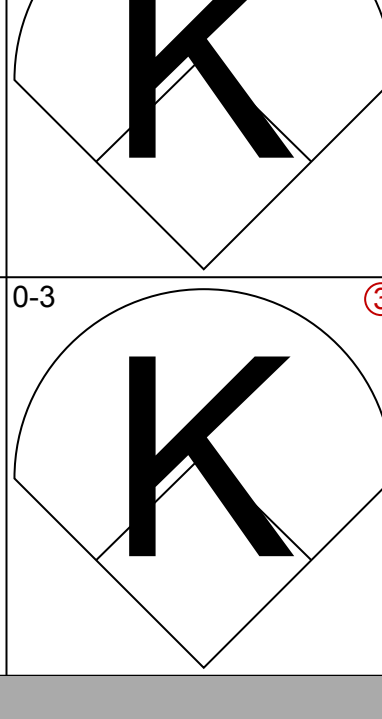
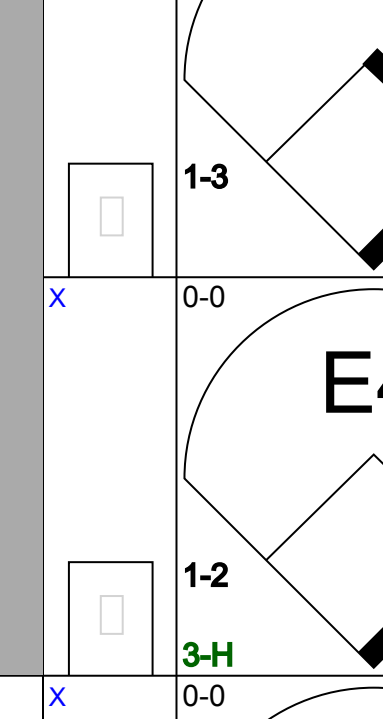
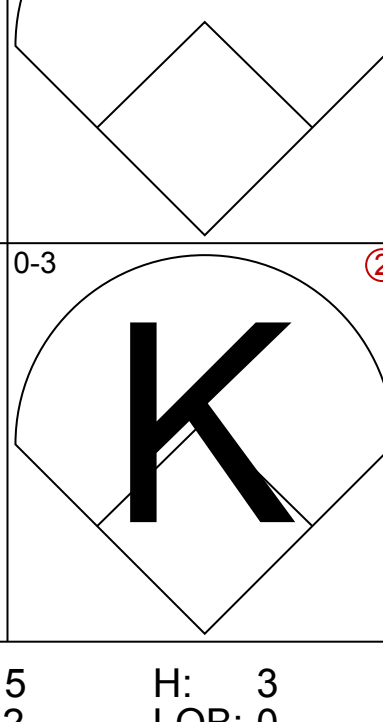
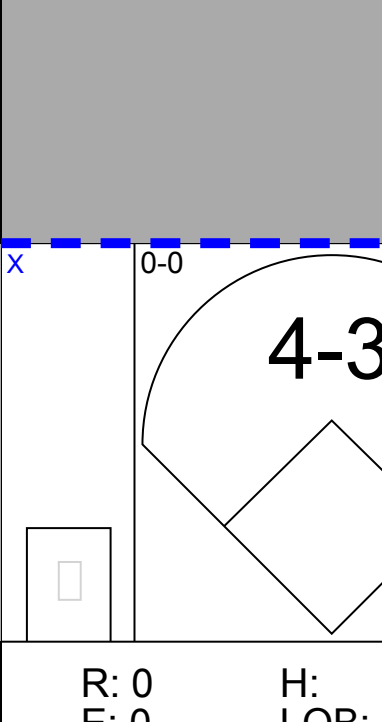
Cleveland Indians @ Washington Senators
D.C. Stadium, Washington, DC
Fri May 14 1965, 7:05 PM EDT
Att: 10,135 - Unknown

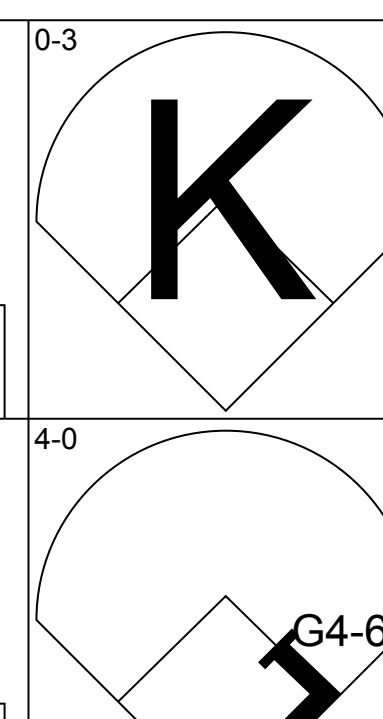
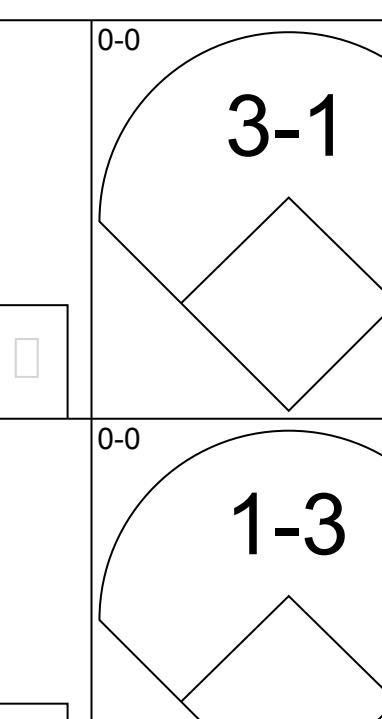
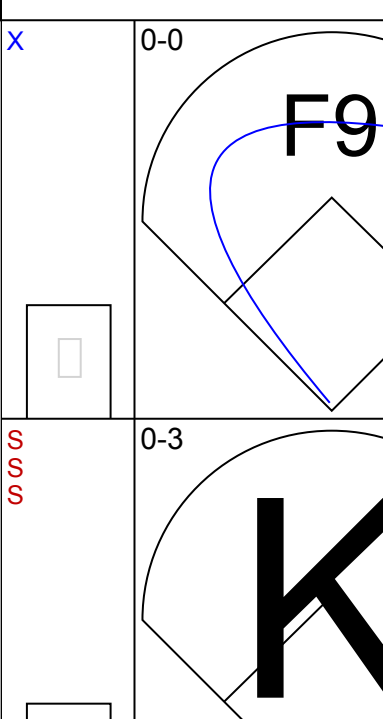
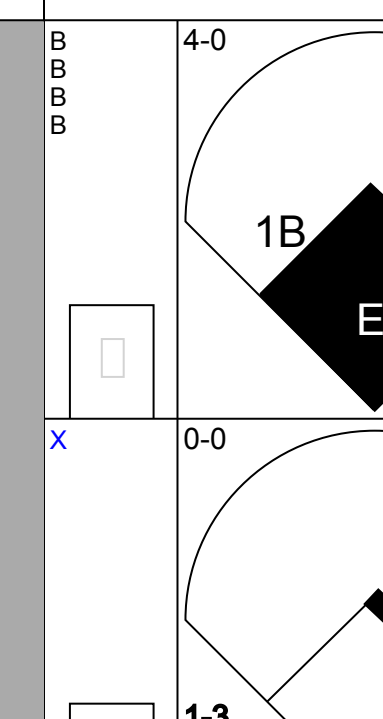
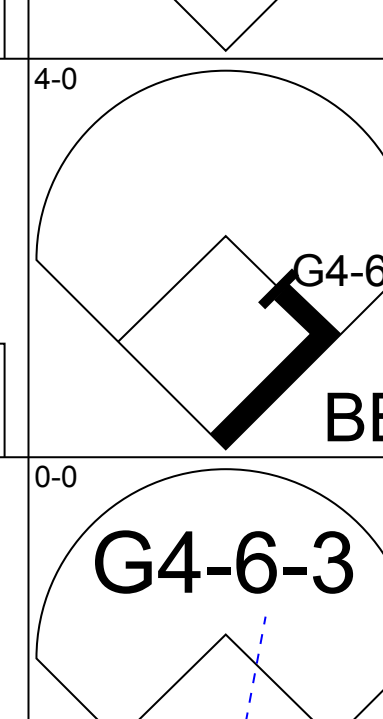
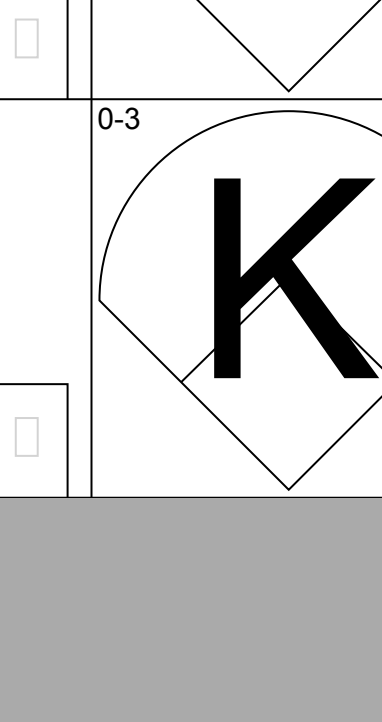
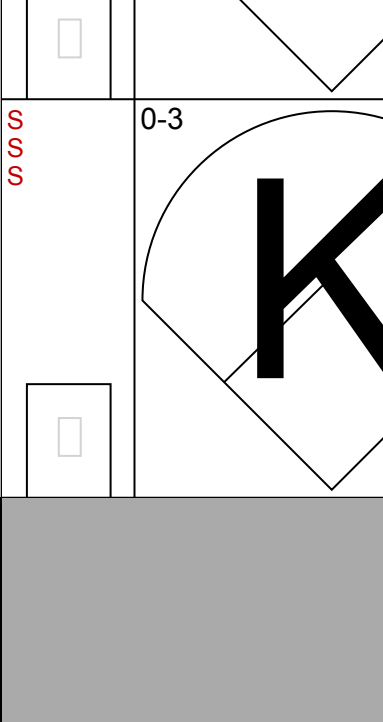
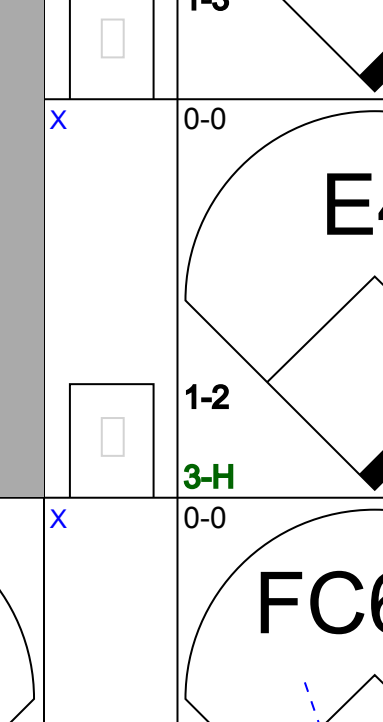
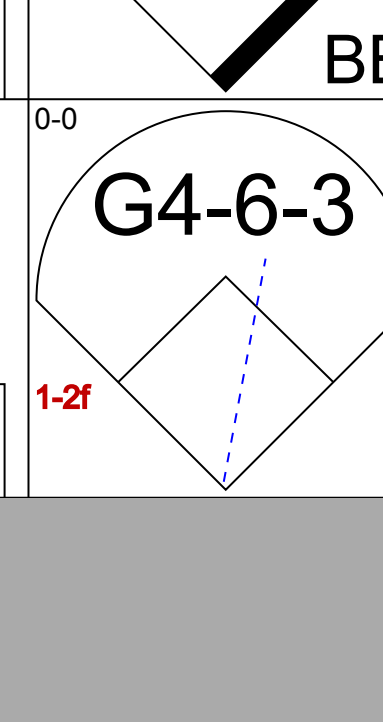


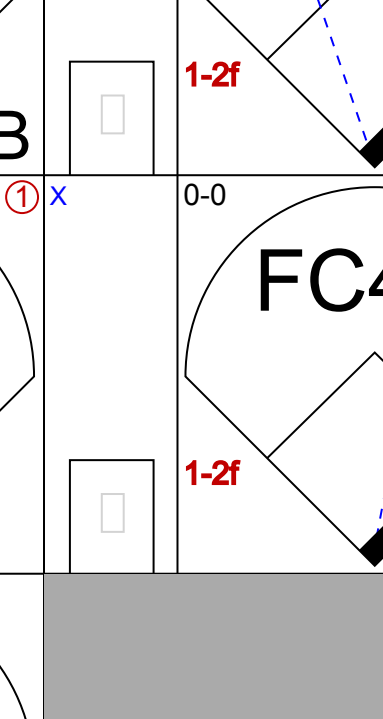
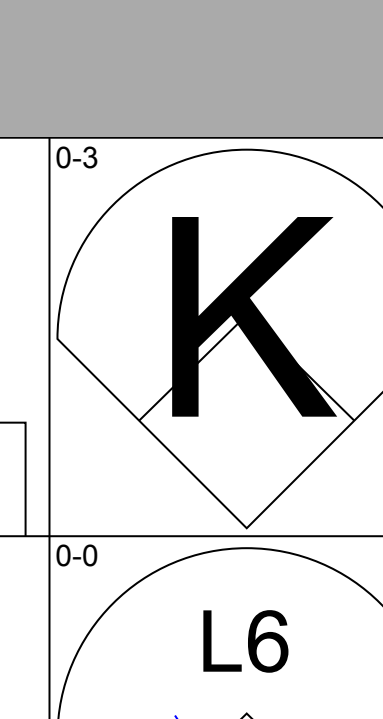
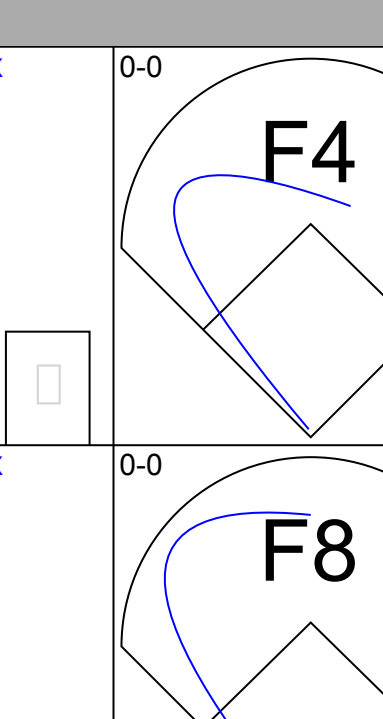
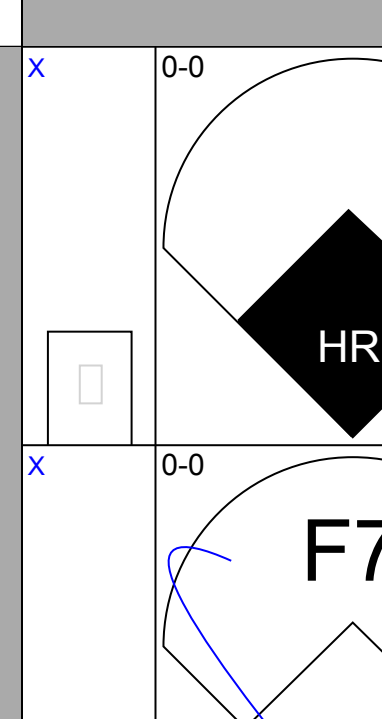
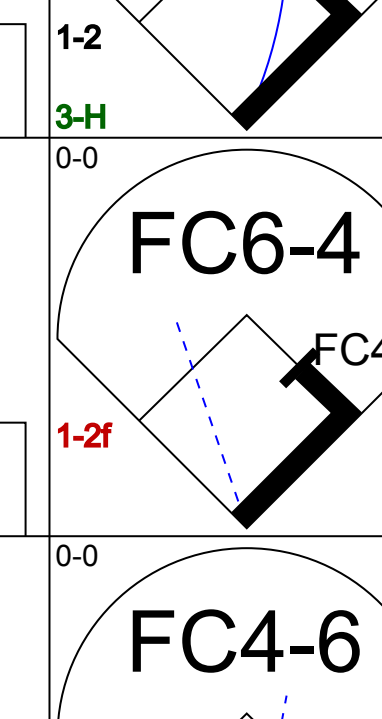
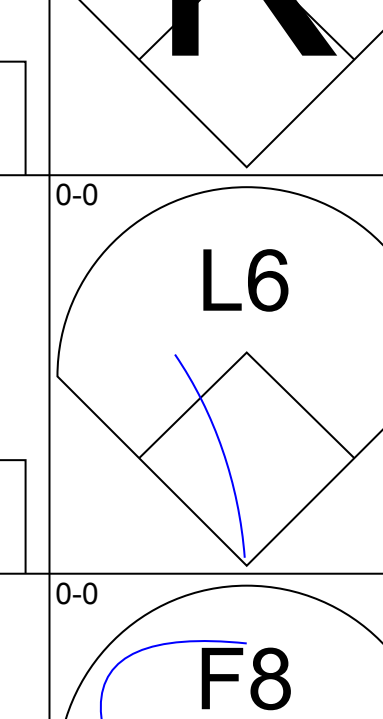
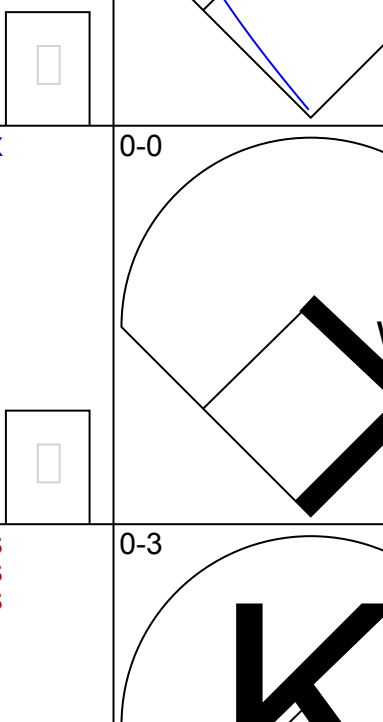
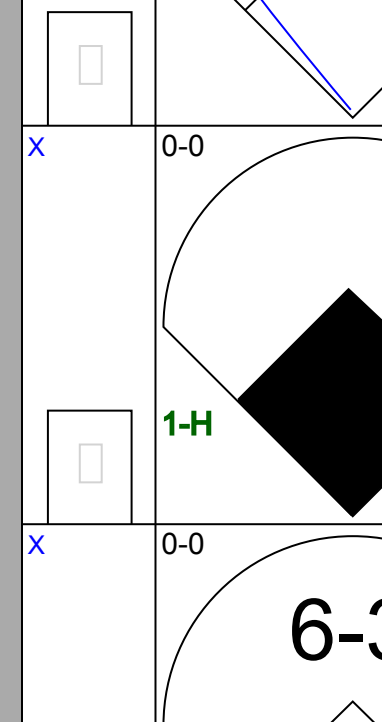
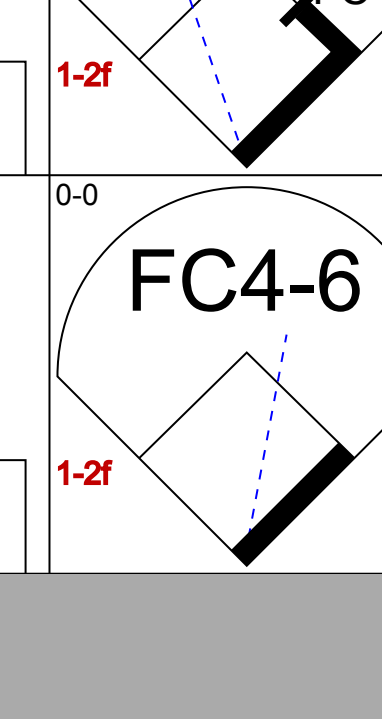
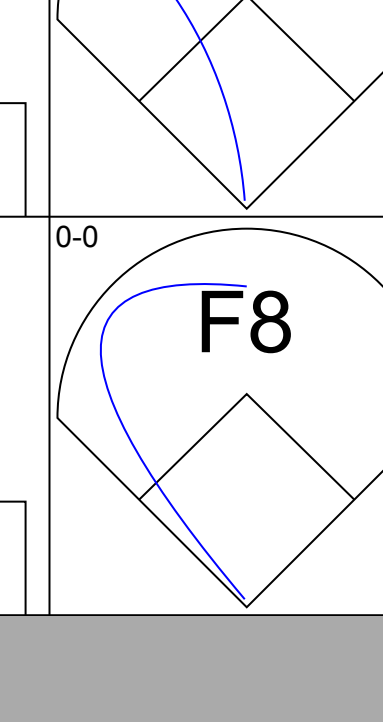

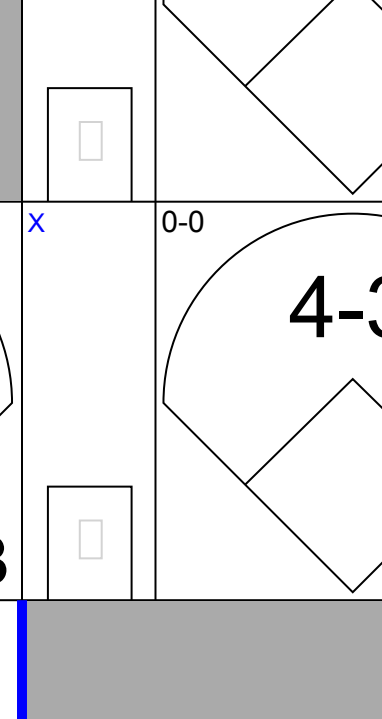
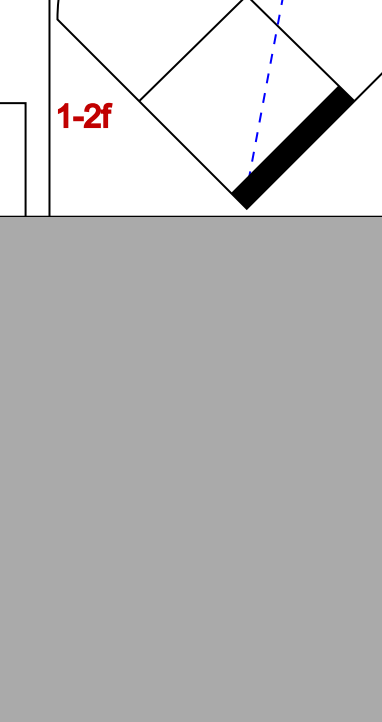
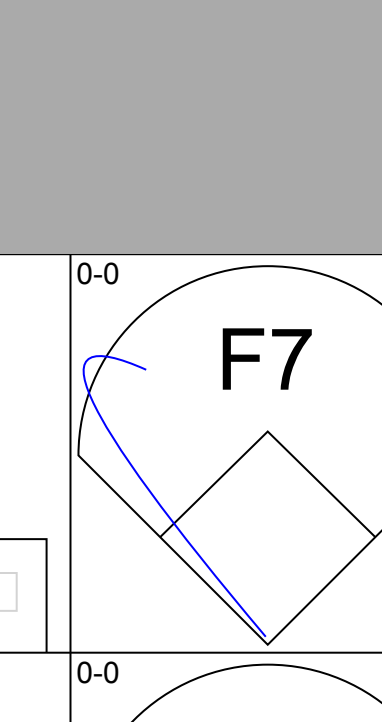
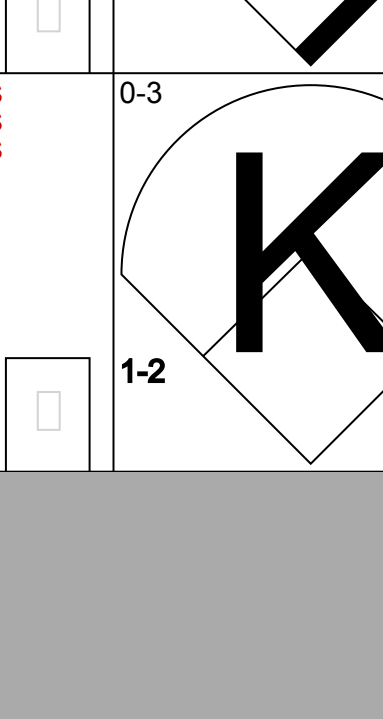
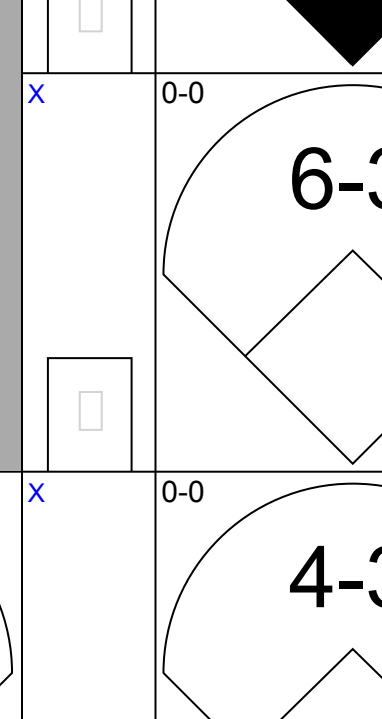
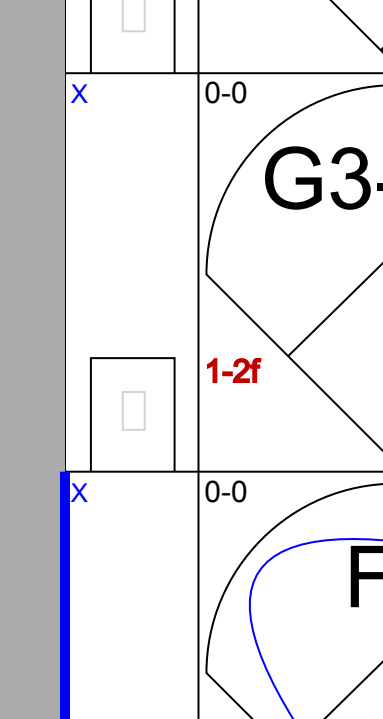
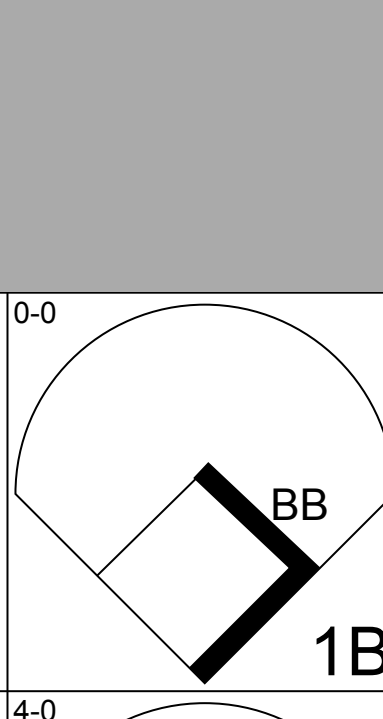
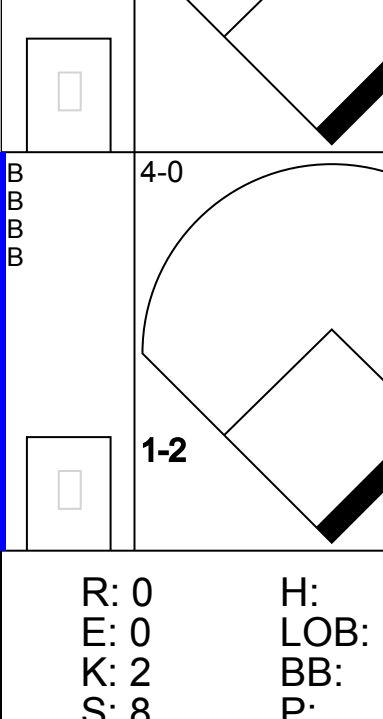
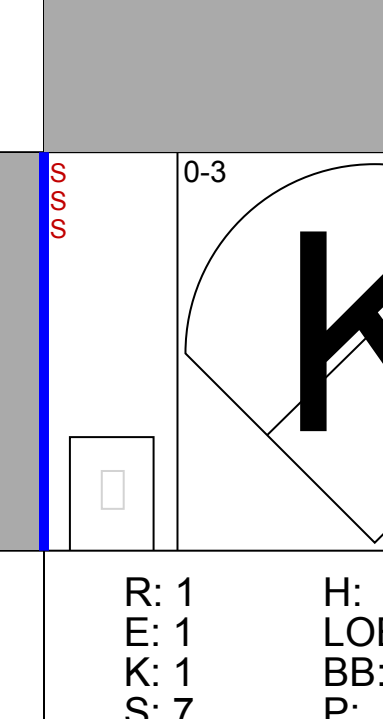
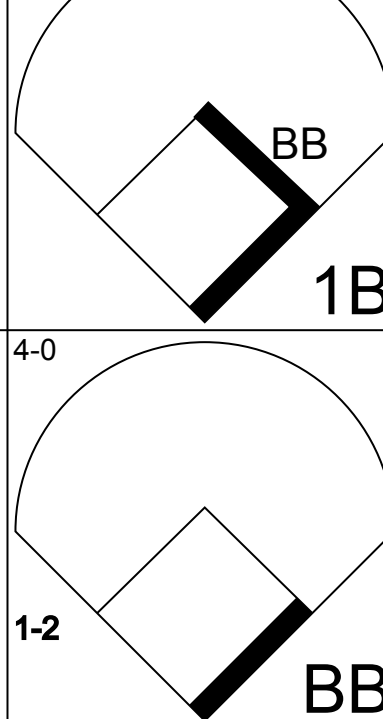


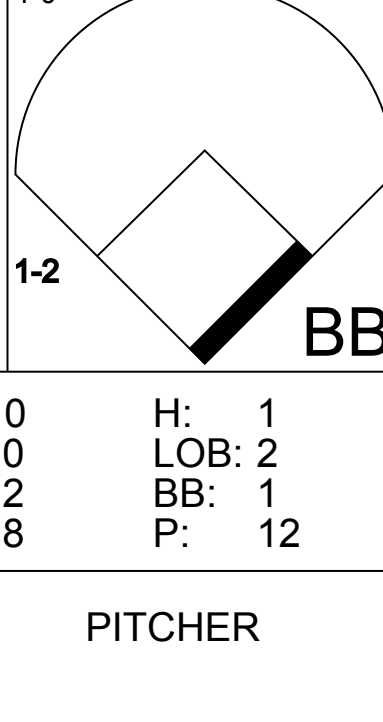
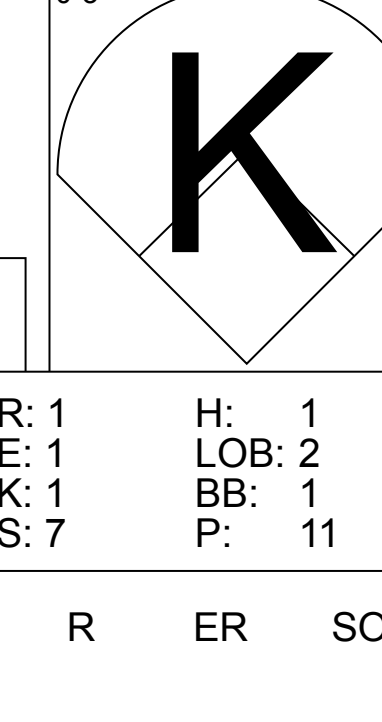
AB	31
R	1
H	5
RBI	1
BB	2
SO	12
LOB	9



Batter	1	2	3	4	5	6	7	8	9	AB	R	H	RBI	BB	SO	LOB	TOP																
Dick Howser, R OBP: 0.375, SLG: 0.282 (1, 6)										3	1	1	0	2	0	0	Cleveland Indians @ Washington Senators D.C. Stadium, Washington, DC Sat May 15 1965, 3:33 AM EDT Att: 2,675 - Unknown																
Fred Whitfield, L OBP: 0.322, SLG: 0.589 Gary Bell, R (8, 1)										5	0	0	0	0	1	4																	
Leon Wagner, L OBP: 0.415, SLG: 0.564 (1, 7)										5	1	1	1	0	0	1																	
Rocky Colavito, R OBP: 0.423, SLG: 0.556 (1, 9)										3	2	2	1	2	0	0																	
Max Alvis, R OBP: 0.376, SLG: 0.435 (1, 5)										5	1	2	1	0	0	1																	
Vic Davallio, L OBP: 0.356, SLG: 0.437 (1, 8)										5	1	3	0	0	2	4																	
Chuck Hinton, R OBP: 0.311, SLG: 0.348 (8, 3)										3	1	1	4	2	1	2																	
Joe Azcue, R OBP: 0.309, SLG: 0.288 Al Luplow, L OBP: 0.444, SLG: 0.625 Cam Carreon, R OBP: 0.289, SLG: 0.286 (6, PH)										2	0	0	0	0	0	2																	
Sonny Siebert, R OBP: 0.182, SLG: 0.455 Chico Salmon, R Floyd Weaver, R Mike Hedlund, R Dick Donovan, L Pedro Gonzalez, R OBP: 0.333, SLG: 0.330 (8, 4)										2	0	0	0	0	0	2																	
Inning Stats	R: 1 E: 0 K: 2 S: 8	H: 1 LOB: 2 BB: 2 P: 16	R: 0 E: 0 K: 0 S: 3	H: 0 LOB: 2 BB: 2 P: 11	R: 0 E: 0 K: 0 S: 3	H: 0 LOB: 0 BB: 0 P: 3	R: 0 E: 0 K: 0 S: 4	H: 1 LOB: 1 BB: 0 P: 4	R: 0 E: 0 K: 0 S: 3	H: 0 LOB: 0 BB: 0 P: 3	R: 0 E: 0 K: 0 S: 4	H: 1 LOB: 3 BB: 2 P: 12	R: 5 E: 0 K: 1 S: 10	H: 5 LOB: 0 BB: 0 P: 10	R: 0 E: 0 K: 1 S: 5	H: 0 LOB: 1 BB: 0 P: 7		1B: 5 2B: 2 3B: 0 HR: 3	SF: 0 SAC: 0 DP: 1 HBP: 0	WP: 0 PB: 1 SB: 0 CS: 1	PA: 43												
PITCHER	IP WLS BF H R ER SO BB IBB HBP BLK WP HR S P ERA WHIP	IP WLS BF H R ER SO BB IBB HBP BLK WP HR S P ERA WHIP																															
Buster Narum, R ERA: 6.75 (1, 1)	1.2	10	1	1	1	2	4	0	0	0	0	0	0	10	26	5.40	3.000																
Bennie Daniels, R ERA: 3.19 (2, 1)	5.0	W	22	6	3	1	0	1	1	0	0	0	1	20	28	1.80	1.400																
Ron Kline, R ERA: 2.53 (7, 1)	2.1	S	11	3	3	1	3	0	0	0	0	0	2	17	17	3.86	1.286																

Batter	1	2	3	4	5	6	7	8	9	AB	R	H	RBI	BB	SO	LOB	BOTTOM															
Don Blasingame, L OBP: 0.321, SLG: 0.427 (1, 4)										4	1	0	1	0	1	1	Cleveland Indians @ Washington Senators D.C. Stadium, Washington, DC Sat May 15 1965, 3:33 AM EDT Att: 2,675 - Unknown															
Ken McMullen, R OBP: 0.290, SLG: 0.367 (1, 5)										4	0	0	0	0	1	3																
Jim King, L OBP: 0.255, SLG: 0.357 (1, 9)										4	2	2	2	0	0	0																
Frank Howard, R OBP: 0.336, SLG: 0.381 Don Lock, R OBP: 0.333, SLG: 0.280 (8, 8)										4	2	2	1	0	0	1																
Bob Chance, L OBP: 0.333, SLG: 0.422 (1, 3)										4	2	2	2	0	2	1																
Woodie Held, R OBP: 0.384, SLG: 0.483 (8, 7)										4	1	1	3	0	2	1																
Mike Brumley, L OBP: 0.146, SLG: 0.125 (1, 2)										4	1	1	0	0	0	0																
Ed Brinkman, R OBP: 0.212, SLG: 0.207 (1, 6)										3	0	1	0	1	1	0																
Buster Narum, R OBP: 0.167, SLG: 0.667 Bennie Daniels, L OBP: 0.444, SLG: 0.167 Ron Kline, R (7, 1)										0	0	0	0	0	0	0																
Inning Stats	R: 0 E: 0 K: 2 S: 7	H: 0 LOB: 0 BB: 0 P: 7	R: 0 E: 0 K: 2 S: 7	H: 0 LOB: 0 BB: 0 P: 7	R: 0 E: 0 K: 2 S: 7	H: 0 LOB: 0 BB: 0 P: 7	R: 2 E: 1 K: 2 S: 10	H: 2 LOB: 1 BB: 0 P: 10	R: 0 E: 0 K: 0 S: 4	H: 1 LOB: 1 BB: 0 P: 4	R: 5 E: 1 K: 0 S: 8	H: 4 LOB: 2 BB: 2 P: 16	R: 2 E: 0 K: 0 S: 5	H: 2 LOB: 0 BB: 0 P: 5	R: 0 E: 0 K: 1 S: 5	H: 0 LOB: 0 BB: 0 P: 5		1B: 6 2B: 0 3B: 0 HR: 3	SF: 1 SAC: 1 DP: 0 HBP: 0	WP: 2 PB: 0 SB: 0 CS: 0	PA: 37											
PITCHER	IP WLS BF H R ER SO BB IBB HBP BLK WP HR S P ERA WHIP	IP WLS BF H R ER SO BB IBB HBP BLK WP HR S P ERA WHIP																														
Sonny Siebert, R ERA: 2.83 (6, 1)	0.1	5	3	4	3	0	0	0	0	0	0	1	5	5	81.00	9.000																
Floyd Weaver, R ERA: 7.0 (6, 1)	0.2	5	1	1	0	0	2	0	0	0	1	0	3	11	0.00	4.500																
Dick Donovan, R ERA: 5.27 Gary Bell, R ERA: 2.37 (8, 1)	1.0	5	2	2	2	0	0	0	0	0	1	1	5	5	18.00	2.000																

Batter	1	2	3	4	5	6	7	8	9	AB	R	H	RBI	BB	SO	LOB	TOP			
Dick Houser, R (1, 6) OBP: 0.394, SLG: 0.309										5	0	2	0	0	1	0	Cleveland Indians @ Washington Senators D.C. Stadium, Washington, DC Sun May 16 1965, 3:38 AM EDT Att: 12,630 - Unknown			
Lary Brown, R (1, 4) OBP: 0.288, SLG: 0.313										5	0	0	0	0	0	2				
Leon Wagner, L (1, 7) OBP: 0.304, SLG: 0.549										3	1	1	0	0	1	0				
Vic Davallilo, L (6, 8) OBP: 0.365, SLG: 0.452										1	0	1	0	0	0	0				
Rocky Colavito, R (1, 9) OBP: 0.425, SLG: 0.534										2	1	0	0	2	0	1				
Max Alvis, R (1, 5) OBP: 0.360, SLG: 0.447										4	1	1	1	0	0	3				
Chuck Hinton, R (1, 8) OBP: 0.330, SLG: 0.361										4	1	2	0	0	0	1				
Chico Salmon, R (1, 3)										1	1	0	0	1	0	2				
Fred Whitfield, L (6, PH) OBP: 0.339, SLG: 0.644										2	1	1	4	0	0	0				
Joe Azcue, R (1, 2) OBP: 0.317, SLG: 0.351										4	1	1	2	0	0	0				
Luis Tiant, R (1, 1)										4	0	0	0	0	2	0				
Inning Stats	R: 0 E: 0 K: 1 S: 5	H: 0 LOB: 0 BB: 0 P: 5	R: 0 E: 0 K: 0 S: 3	H: 1 LOB: 1 BB: 1 P: 7	R: 0 E: 0 K: 1 S: 6	H: 1 LOB: 1 BB: 0 P: 6	R: 0 E: 0 K: 1 S: 6	H: 1 LOB: 0 BB: 1 P: 8	R: 5 E: 2 K: 1 S: 9	H: 3 LOB: 0 BB: 1 P: 13	R: 0 E: 0 K: 0 S: 4	H: 1 LOB: 1 BB: 0 P: 4	R: 0 E: 0 K: 0 S: 3	H: 0 LOB: 0 BB: 0 P: 3	R: 0 E: 0 K: 0 S: 3	H: 1 LOB: 0 BB: 0 P: 3	1B: 5 2B: 2 3B: 0 HR: 2	SF: 0 SAC: 0 DP: 2 HBP: 0	WP: 1 PB: 0 CS: 0	PA: 38
PITCHER	IP WLS BF H R ER SO BB IBB HBP BLK WP HR S P ERA WHIP																			
Frank Kreutzer, L (1, 1) ERA: 4.13	5.0 L 24 6 6 6 3 3 0 0 0 0 0 1 27 39 0.00 1.800																			
Steve Ridzik, R (6, 1) ERA: 3.67	1.0 4 1 1 0 1 0 0 0 0 0 0 1 6 6 0.00 1.000																			
Marshall Bridges, L (7, 1) ERA:	2.0 7 1 0 0 0 0 0 0 0 0 0 1 0 7 0.00 0.500																			
Pete Richert, L (9, 1) ERA: 6.04	1.0 3 1 0 0 0 0 0 0 0 0 0 0 0 3 0.00 1.000																			

Batter	1	2	3	4	5	6	7	8	9	AB	R	H	RBI	BB	SO	LOB	BOTTOM			
Don Blasingame, L (1, 4) OBP: 0.314, SLG: 0.405										3	1	0	0	1	1	2	Cleveland Indians @ Washington Senators D.C. Stadium, Washington, DC Sun May 16 1965, 3:38 AM EDT Att: 12,630 - Unknown			
Ken McMullen, R (1, 5) OBP: 0.305, SLG: 0.414										3	0	1	0	1	1	2				
Jim King, L (1, 9) OBP: 0.286, SLG: 0.360										4	0	0	1	0	2	4				
Frank Howard, R (1, 7) OBP: 0.346, SLG: 0.416										4	1	1	0	0	1	2				
Bob Chance, L (1, 3) OBP: 0.304, SLG: 0.380										4	0	0	0	0	0	3				
Woodie Held, R (1, 8) OBP: 0.415, SLG: 0.559										4	1	3	2	0	0	0				
Mike Brumley, L (1, 2) OBP: 0.180, SLG: 0.128										4	0	0	0	0	1	2				
Ed Brinkman, R (1, 6) OBP: 0.215, SLG: 0.202										3	0	1	0	0	0	0				
Doug Camilli, R (9, PH) OBP: 0.250, SLG: 0.341										1	0	0	0	0	0	0				
Frank Kreutzer, R (1, 1) Steve Ridzik, R (6, 1) Joe Cunningham, L (6, PH) Marshall Bridges, L (7, 1) Willie Kirkland, L (8, PH) Pete Richert, L (9, 1)										1	0	0	0	0	0	0				
Inning Stats	R: 0 E: 0 K: 1 S: 4	H: 0 LOB: 0 BB: 1 P: 8	R: 0 E: 0 K: 1 S: 5	H: 0 LOB: 0 BB: 0 P: 5	R: 0 E: 0 K: 0 S: 3	H: 0 LOB: 0 BB: 0 P: 3	R: 0 E: 0 K: 1 S: 5	H: 0 LOB: 0 BB: 0 P: 5	R: 0 E: 0 K: 2 S: 8	H: 1 LOB: 2 BB: 1 P: 12	R: 2 E: 0 K: 0 S: 5	H: 2 LOB: 0 BB: 0 P: 5	R: 1 E: 1 K: 1 S: 7	H: 1 LOB: 2 BB: 1 P: 11	R: 0 E: 0 K: 0 S: 3	H: 1 LOB: 0 BB: 0 P: 3	1B: 5 2B: 0 3B: 0 HR: 1	SF: 0 SAC: 0 DP: 2 HBP: 0	WP: 1 PB: 0 CS: 0	PA: 35
PITCHER	IP WLS BF H R ER SO BB IBB HBP BLK WP HR S P ERA WHIP																			
Luis Tiant, R (1, 1) ERA: 4.4	9.0 W 35 6 3 3 7 3 0 0 0 0 1 1 46 58 3.00 1.000																			

Batter	1	2	3	4	5	6	7	8	9	AB	R	H	RBI	BB	SO	LOB	TOP					
Joe Cunningham, L (1,3) OBP: 0.485, SLG: 0.261										3	0	1	0	1	0	2	<p>Washington Senators @ Detroit Tigers</p> <p>Tiger Stadium, Detroit, MI</p> <p>Wed May 19, 1965, 7:05 PM EDT</p> <p>Att: 5,309 - Unknown</p> <p>livebaseballscorecards.com</p>					
Don Blasingame, L (1,4) OBP: 0.305, SLG: 0.390										4	0	1	0	0	0	1						
Ken McMullen, R (1,5) OBP: 0.308, SLG: 0.402										4	0	0	0	0	0	3						
Frank Howard, R (1,7) OBP: 0.336, SLG: 0.423											4	0	0	0	0	1						
Woodie Held, R (1,8) OBP: 0.444, SLG: 0.597										2	0	0	0	1	0	0						
Willie Kirkland, L (1,9) OBP: 0.241, SLG: 0.455										3	0	0	0	0	1	1						
Doug Camilli, R (1,2) OBP: 0.255, SLG: 0.396										2	0	0	0	0	0	0						
Jim King, L (7, PH) OBP: 0.281, SLG: 0.353										1	0	0	0	0	1	1						
Joe McCabe, R (7,2) OBP: 0.258, SLG: 0.269										0	0	0	0	0	0	0						
Ed Brinkman, R (1,6) OBP: 0.218, SLG: 0.198										2	0	1	0	1	0	0						
Bennie Daniels, L (1,1) OBP: 0.364, SLG: 0.125										2	0	0	0	0	2	1						
Steve Ritzik, R (7, PH) OBP: 0.157, SLG: 0.167										0	0	0	0	0	0	0						
Bob Chance, L (8, PH) OBP: 0.301, SLG: 0.376										1	0	0	0	0	1	1						
Marshall Bridges, S (8,1)										0	0	0	0	0	0	0						
Inning Stats	R: 0 E: 0 K: 0 S: 4	H: 1 LOB: 1 BB: 0 P: 4	R: 0 E: 0 K: 1 S: 5	H: 0 LOB: 0 BB: 0 P: 5	R: 0 E: 0 K: 1 S: 5	H: 1 LOB: 0 BB: 0 P: 5	R: 0 E: 0 K: 1 S: 5	H: 0 LOB: 0 BB: 0 P: 5	R: 0 E: 0 K: 1 S: 3	H: 0 LOB: 0 BB: 0 P: 3	R: 0 E: 0 K: 1 S: 6	H: 1 LOB: 2 BB: 1 P: 10	R: 0 E: 0 K: 1 S: 5	H: 0 LOB: 1 BB: 1 P: 9	R: 0 E: 0 K: 1 S: 4	H: 0 LOB: 0 BB: 1 P: 8	R: 0 E: 0 K: 0 S: 3	H: 0 LOB: 0 BB: 0 P: 3	1B: 3 2B: 0 3B: 0 HR: 0	SF: 0 SAC: 0 DP: 2 HBP: 0	WP: 0 PB: 0 SB: 0 CS: 0	PA: 31
PITCHER Denny McLain, R (1,1) ERA: 3.99	IP: 9.0 WLS: W BF: 31 H: 3 R: 0 ER: 0 SO: 6 BB: 3 IBB: 0 HBP: 0 BLK: 0 WP: 0 HR: 0 S: 40 P: 52 ERA: 0.00 WHIP: 0.667															PITCHER						

Batter	1	2	3	4	5	6	7	8	9	AB	R	H	RBI	BB	SO	LOB	BOTTOM			
Jake Wood, R (1,4) OBP: 0.400, SLG: 0.579										4	0	1	0	0	1	1	<p>Washington Senators @ Detroit Tigers</p> <p>Tiger Stadium, Detroit, MI</p> <p>Wed May 19, 1965, 7:05 PM EDT</p> <p>Att: 5,309 - Unknown</p> <p>livebaseballscorecards.com</p>			
Jim Northrup, L (1,9) OBP: 0.227, SLG: 0.226										4	0	0	0	0	0	0				
Dick McAuliffe, L (1,6) OBP: 0.409, SLG: 0.534										3	0	0	0	1	0	0				
Willie Horton, R (1,7) OBP: 0.417, SLG: 0.861										3	0	0	0	1	1	1				
Norm Cash, L (1,3) OBP: 0.321, SLG: 0.272										2	0	0	0	1	0	1				
Don Demeter, R (7,3) OBP: 0.324, SLG: 0.374										0	0	0	0	0	0	0				
Bill Freehan, R (1,2) OBP: 0.284, SLG: 0.231										2	2	0	0	1	0	2				
George Thomas, R (1,8) OBP: 0.353, SLG: 0.452										3	0	1	0	0	0	1				
Don Wert, R (1,5) OBP: 0.357, SLG: 0.295										3	2	2	1	0	0	0				
Denny McLain, R (1,1) OBP: 0.154, SLG: 0.154										3	0	1	1	0	0	0				
Inning Stats	R: 0 E: 0 K: 1 S: 5	H: 0 LOB: 1 BB: 1 P: 9	R: 0 E: 1 K: 0 S: 3	H: 0 LOB: 0 BB: 0 P: 3	R: 0 E: 0 K: 0 S: 3	H: 0 LOB: 0 BB: 0 P: 3	R: 0 E: 0 K: 1 S: 5	H: 0 LOB: 0 BB: 0 P: 5	R: 2 E: 0 K: 0 S: 5	H: 3 LOB: 1 BB: 1 P: 9	R: 0 E: 0 K: 0 S: 3	H: 0 LOB: 1 BB: 1 P: 7	R: 2 E: 2 K: 0 S: 4	H: 2 LOB: 0 BB: 1 P: 8	R: 0 E: 0 K: 0 S: 3	H: 0 LOB: 0 BB: 0 P: 3	1B: 5 2B: 0 3B: 0 HR: 0	SF: 0 SAC: 0 DP: 1 HBP: 0	WP: 0 PB: 0 SB: 0 CS: 1	PA: 32
PITCHER Bennie Daniels, R (1,1) ERA: 3.13	IP: 6.1 WLS: L BF: 26 H: 4 R: 4 ER: 2 SO: 2 BB: 4 IBB: 0 HBP: 0 BLK: 0 WP: 0 HR: 0 S: 26 P: 42 ERA: 2.84 WHIP: 1.263															PITCHER				
Steve Ritzik, R (7,1) ERA: 3.34	IP: 0.2 WLS: L BF: 2 H: 1 R: 0 ER: 0 SO: 0 BB: 0 IBB: 0 HBP: 0 BLK: 0 WP: 0 HR: 0 S: 2 P: 2 ERA: 0.00 WHIP: 1.500																			
Marshall Bridges, L (8,1) ERA:	IP: 1.0 WLS: L BF: 3 H: 0 R: 0 ER: 0 SO: 0 BB: 0 IBB: 0 HBP: 0 BLK: 0 WP: 0 HR: 0 S: 3 P: 3 ERA: 0.00 WHIP: 0.000																			

Batter	1	2	3	4	5	6	7	8	9	AB	R	H	RBI	BB	SO	LOB	TOP					
Don Blasingame, L (1,4) OBP: 0.296, SLG: 0.376	F8		K			4-3		F8		5	0	1	1	0	1	1	Washington Senators @ New York Yankees Yankee Stadium, Bronx, NY Fri May 21 1965, 7:05 PM EDT Att: 12,190 - Unknown - 60 F livebaseballscorecards.com					
Ken McMullen, R (1,5) OBP: 0.308, SLG: 0.402	K			1B SF8		F6			1B	5	1	2	0	0	2	1						
Bob Chance, L (1,3) OBP: 0.306, SLG: 0.378	K			BB				F7		4	1	2	0	0	1	1						
Frank Howard, R (1,7) OBP: 0.338, SLG: 0.462					SF8			F8		3	0	1	2	0	0	1						
Don Lock, R (8,8) OBP: 0.330, SLG: 0.309										0	0	0	0	0	0	0						
Woodie Held, R (1,8) OBP: 0.455, SLG: 0.628	5-3			BB	3-H					1	1	0	0	3	0	0						
Willie Kirkland, L (1,9) OBP: 0.238, SLG: 0.492	L6			BB	1-2					4	1	1	2	0	0	4						
Doug Camilli, R (1,2) OBP: 0.246, SLG: 0.370			K							4	0	0	0	0	1	0						
Ed Brinkman, R (1,6) OBP: 0.224, SLG: 0.235			6-3							2	0	0	0	0	1	0						
Mike Brumley, L (7,PH) OBP: 0.176, SLG: 0.125										1	0	0	0	0	0	0						
Ken Hamlin, R (7,6) OBP: 0.343, SLG: 0.394									1B	1	1	1	0	0	0	0						
Mike McCormick, L (1,1) OBP: 0.154, SLG: 0.083										1	0	0	0	1	0	0						
Jim Rind, L (7,PH) OBP: 0.271, SLG: 0.340										0	0	0	0	0	0	0						
Frank Kreuzer, R (7,1) OBP: 0.346, SLG: 0.475										0	0	0	0	0	0	0						
Bennie Daniels, L (8,1) OBP: 0.221, SLG: 0.125										0	0	0	0	0	0	0						
Don Zimmer, R (9,PH) OBP: 0.221, SLG: 0.417										1	0	0	0	0	1	1						
Ron Kline, R (9,1) OBP: 0.221, SLG: 0.417										0	0	0	0	0	0	0						
Inning Stats	R: 0 E: 0 K: 2 S: 7	H: 0 LOB: 0 BB: 0 P: 7	R: 0 E: 0 K: 0 S: 3	H: 0 LOB: 0 BB: 0 P: 3	R: 0 E: 0 K: 2 S: 7	H: 0 LOB: 1 BB: 1 P: 11	R: 1 E: 0 K: 0 S: 4	H: 2 LOB: 1 BB: 1 P: 8	R: 0 E: 0 K: 1 S: 5	H: 0 LOB: 0 BB: 0 P: 5	R: 1 E: 0 K: 0 S: 5	H: 2 LOB: 2 BB: 1 P: 9	R: 0 E: 0 K: 0 S: 3	H: 0 LOB: 0 BB: 0 P: 3	R: 0 E: 0 K: 0 S: 4	H: 1 LOB: 1 BB: 0 P: 4	R: 3 E: 0 K: 2 S: 10	H: 3 LOB: 1 BB: 1 P: 14	1B: 4 2B: 1 3B: 2 HR: 1	SF: 1 SAC: 0 DP: 1 HBP: 0	WP: 0 PB: 0 CS: 0	PA: 38
PITCHER	IP WLS BF H R ER SO BB IBB HBP BLK WP HR S P ERA WHIP																					
Jim Bouton, R (1,1) ERA: 4.76	8.1 L 35 7 5 5 5 4 0 0 0 0 0 1 41 57 5.40 1.320																					
Pedro Ramos, R (9,1) ERA: 4.35	0.2 3 1 0 0 2 0 0 0 0 0 0 0 7 7 0.00 1.500																					

Batter	1	2	3	4	5	6	7	8	9	AB	R	H	RBI	BB	SO	LOB	BOTTOM					
Phil Linz, R (1,6) OBP: 0.323, SLG: 0.278	E6	FC5-4								4	2	2	0	0	0	1	Washington Senators @ New York Yankees Yankee Stadium, Bronx, NY Fri May 21 1965, 7:05 PM EDT Att: 12,190 - Unknown - 60 F livebaseballscorecards.com					
Tony Kubek, L (9,PH) OBP: 0.277, SLG: 0.299	FC5-4	1B								1	0	1	0	0	0	0						
Bobby Richardson, R (1,4) OBP: 0.333, SLG: 0.353										4	1	2	1	0	0	1						
Tom Tresh, S (1,8) OBP: 0.340, SLG: 0.493	FC5-4	1B								5	1	1	0	0	1	3						
Mickey Mantle, S (1,7) OBP: 0.431, SLG: 0.544	FC5-4	1B								3	0	1	1	1	0	1						
Ross Moschitto, R (7,PR) OBP: 0.286, SLG: 0.231										0	0	0	0	0	0	0						
Horace Clarke, S (9,PH) OBP: 0.286, SLG: 0.231										1	0	1	0	0	0	0						
Hector Lopez, R (1,9) OBP: 0.220, SLG: 0.321	SF9									4	0	0	1	0	1	5						
Joe Pepitone, L (1,3) OBP: 0.283, SLG: 0.353	F2									3	0	0	0	1	1	3						
Clete Boyer, R (1,5) OBP: 0.243, SLG: 0.276										4	0	1	0	0	0	1						
Doc Edwards, R (1,2) OBP: 0.260, SLG: 0.194										3	0	0	0	1	1	0						
Jim Bouton, R (1,1) OBP: 0.261, SLG: 0.105										4	0	1	0	0	0	2						
Pedro Ramos, S (9,1) ERA: 4.35										0	0	0	0	0	0	0						
Inning Stats	R: 1 E: 1 K: 0 S: 5	H: 1 LOB: 2 BB: 1 P: 9	R: 0 E: 0 K: 1 S: 6	H: 1 LOB: 0 BB: 0 P: 6	R: 0 E: 0 K: 1 S: 5	H: 0 LOB: 0 BB: 0 P: 5	R: 0 E: 0 K: 0 S: 4	H: 1 LOB: 2 BB: 1 P: 8	R: 3 E: 1 K: 0 S: 6	H: 3 LOB: 1 BB: 1 P: 10	R: 0 E: 0 K: 0 S: 4	H: 1 LOB: 1 BB: 0 P: 4	R: 0 E: 0 K: 2 S: 8	H: 1 LOB: 2 BB: 0 P: 8	R: 0 E: 0 K: 0 S: 3	H: 0 LOB: 0 BB: 0 P: 3	R: 0 E: 0 K: 0 S: 5	H: 2 LOB: 2 BB: 0 P: 5	1B: 8 2B: 2 3B: 0 HR: 0	SF: 1 SAC: 1 DP: 1 HBP: 0	WP: 1 PB: 0 CS: 0	PA: 41
PITCHER	IP WLS BF H R ER SO BB IBB HBP BLK WP HR S P ERA WHIP																					
Mike McCormick, L (1,1) ERA: 2.72	6.0 4 1 0 0 2 0 0 0 0 0 1 0 8 8 0.00 1.000																					
Frank Kreuzer, L (7,1) ERA: 5.33	1.0 W 3 0 0 0 0 0 0 0 0 0 0 0 3 3 0.00 0.000																					
Bennie Daniels, R (8,1) ERA: 3.05	1.0 S 5 2 0 0 0 0 0 0 0 0 0 0 5 5 0.00 2.000																					
Ron Kline, R (9,1) ERA: 2.38																						

Batter	1	2	3	4	5	6	7	8	9	AB	R	H	RBI	BB	SO	LOB	TOP			
Don Blasingame, L (1.4) OBP: 0.288, SLG: 0.364	3-1		K			F8		FC3-6		4	0	0	0	0	1	1	<p>Washington Senators @ New York Yankees Yankee Stadium, Bronx, NY Sat May 22 1965, 3:33 AM EDT Att. 9,097 - Overcast - 72 F</p>			
Ken McMullen, R (1.9) OBP: 0.313, SLG: 0.400	FC1-6 1B		1-3			FC6-4 BB		K		3	0	1	0	1	1	1				
Bob Chance, L (1.3) OBP: 0.295, SLG: 0.363	FC1-6 1-2				F6	FC6-4 FC5-4 1-2		F7		4	0	0	0	0	2					
Frank Howard, R (1.7) OBP: 0.342, SLG: 0.459	6-3				WP 1B	FC5-4 1-2		BB		3	0	1	0	1	0	2				
Don Lock, R (1.8) OBP: 0.328, SLG: 0.300		K			G1-4-3 BB 1-2	F7		K		3	0	0	0	1	2	1				
Don Zimmer, R (1.5) OBP: 0.226, SLG: 0.370		S BB			G1-4-3 1-2	K		F7		3	0	0	0	1	1	3				
Doug Camilli, R (1.2) OBP: 0.233, SLG: 0.351		F8			F6	1-3				3	0	0	0	0	1					
Ed Brinkman, R (1.6) OBP: 0.218, SLG: 0.229	5-3 1-2				6-3			K		3	0	0	0	0	1	1				
Pete Richert, L (1.1) OBP: 0.125, SLG: 0.125			K							2	0	0	0	0	2	0				
Steve Ritzik, R (6.1) OBP: 0.157, SLG: 0.167										0	0	0	0	0	0	0				
Joe McCabe, R (8. PH) OBP: 0.281, SLG: 0.296										1	0	1	0	0	0	0				
Marshall Bridges, S (8.1) OBP: 0.281, SLG: 0.296								FC3-6 1B		0	0	0	0	0	0	0				
Inning Stats	R: 0 E: 0 K: 0 S: 4	H: 1 LOB: 1 BB: 0 P: 4	R: 0 E: 0 K: 1 S: 5	H: 0 LOB: 1 BB: 1 P: 9	R: 0 E: 0 K: 2 S: 7	H: 0 LOB: 0 BB: 0 P: 7	R: 0 E: 0 K: 0 S: 3	H: 1 LOB: 1 BB: 1 P: 7	R: 0 E: 0 K: 1 S: 5	H: 0 LOB: 0 BB: 0 P: 5	R: 0 E: 0 K: 1 S: 3	H: 0 LOB: 0 BB: 0 P: 7	R: 0 E: 0 K: 1 S: 5	H: 1 LOB: 1 BB: 0 P: 8	R: 0 E: 0 K: 1 S: 5	H: 0 LOB: 1 BB: 1 P: 9	1B: 3 2B: 0 3B: 0 HR: 0	SF: 0 SAC: 0 DP: 1 HBP: 0	WP: 1 PB: 0 SB: 1 CS: 0	PA: 33
PITCHER Whitey Ford, L (1.1) ERA: 5.23	IP: 9.0 WLS: W BF: 33 H: 3 R: 0 ER: 0 SO: 8 BB: 4 IBB: 0 HBP: 0 BLK: 0 WP: 1 HR: 0 S: 45 P: 61 ERA: 0.00 WHIP: 0.778											PITCHER	IP: 9.0 WLS: W BF: 33 H: 3 R: 0 ER: 0 SO: 8 BB: 4 IBB: 0 HBP: 0 BLK: 0 WP: 1 HR: 0 S: 45 P: 61 ERA: 0.00 WHIP: 0.778							

Batter	1	2	3	4	5	6	7	8	9	AB	R	H	RBI	BB	SO	LOB	BOTTOM			
Phil Linz, R (1.6) OBP: 0.319, SLG: 0.298	5-3		SH5-4			SF8		F9		3	1	1	1	0	0	0	<p>Washington Senators @ New York Yankees Yankee Stadium, Bronx, NY Sat May 22 1965, 3:33 AM EDT Att. 9,097 - Overcast - 72 F</p>			
Bobby Richardson, R (1.4) OBP: 0.329, SLG: 0.348	1B		F9		4-3	K		6-3		5	0	1	0	0	1	4				
Tom Tresh, S (1.8) OBP: 0.335, SLG: 0.479	F5		4-3		K	F9		BB		4	0	0	0	1	1	5				
Mickey Mantle, S (1.7) OBP: 0.433, SLG: 0.538	F4				S 3B	G3		6-3		3	1	1	1	1	0	1				
Ross Moschitto, R (8.8) OBP: 0.433, SLG: 0.538					1B	2B 1B				1	0	0	0	0	0	1				
Hector Lopez, R (1.9) OBP: 0.238, SLG: 0.333		K			K	2B 1B				4	1	2	0	0	2	1				
Ray Barker, L (1.3) OBP: 0.326, SLG: 0.333		K			K	1B				4	1	1	0	0	3	3				
Clete Boyer, R (1.5) OBP: 0.261, SLG: 0.307	F8				K	SH 2B		5-3		3	1	2	3	1	0	0				
Bob Schmidt, R (1.2) OBP: 0.370, SLG: 0.440			SH5-4 BB		IBB	SH 2B		5-3		2	1	1	0	1	0	1				
Whitey Ford, L (1.1) OBP: 0.263, SLG: 0.235			SH5-4 BB		K	SF8 2B		F2		3	0	1	1	1	1	3				
Inning Stats	R: 0 E: 0 K: 0 S: 4	H: 1 LOB: 0 BB: 0 P: 4	R: 0 E: 0 K: 2 S: 7	H: 0 LOB: 0 BB: 0 P: 7	R: 0 E: 0 K: 0 S: 4	H: 1 LOB: 2 BB: 1 P: 8	R: 1 E: 0 K: 3 S: 10	H: 1 LOB: 2 BB: 2 P: 18	R: 1 E: 0 K: 2 S: 10	H: 3 LOB: 2 BB: 0 P: 10	R: 2 E: 1 K: 1 S: 7	H: 1 LOB: 1 BB: 1 P: 11	R: 2 E: 0 K: 0 S: 6	H: 3 LOB: 1 BB: 0 P: 6	R: 0 E: 0 K: 0 S: 3	H: 0 LOB: 1 BB: 1 P: 7	1B: 6 2B: 3 3B: 1 HR: 0	SF: 1 SAC: 2 DP: 0 HBP: 0	WP: 0 PB: 0 SB: 1 CS: 0	PA: 40
PITCHER Pete Richert, L (1.1) ERA: 5.93	IP: 5.0 WLS: L BF: 25 H: 6 R: 3 ER: 3 SO: 7 BB: 3 IBB: 0 HBP: 0 BLK: 0 WP: 0 HR: 0 S: 35 P: 51 ERA: 9.00 WHIP: 2.000											PITCHER	IP: 5.0 WLS: L BF: 25 H: 6 R: 3 ER: 3 SO: 7 BB: 3 IBB: 0 HBP: 0 BLK: 0 WP: 0 HR: 0 S: 35 P: 51 ERA: 9.00 WHIP: 2.000							
PITCHER Steve Ritzik, R (6.1) ERA: 3.74	IP: 2.0 WLS: L BF: 11 H: 4 R: 3 ER: 2 SO: 1 BB: 0 IBB: 0 HBP: 0 BLK: 0 WP: 0 HR: 0 S: 13 P: 13 ERA: 9.00 WHIP: 2.000											PITCHER	IP: 2.0 WLS: L BF: 11 H: 4 R: 3 ER: 2 SO: 1 BB: 0 IBB: 0 HBP: 0 BLK: 0 WP: 0 HR: 0 S: 13 P: 13 ERA: 9.00 WHIP: 2.000							
PITCHER Marshall Bridges, L (8.1) ERA: 4.15	IP: 1.0 WLS: L BF: 4 H: 0 R: 0 ER: 0 SO: 0 BB: 1 IBB: 0 HBP: 0 BLK: 0 WP: 0 HR: 0 S: 3 P: 7 ERA: 0.00 WHIP: 1.000											PITCHER	IP: 1.0 WLS: L BF: 4 H: 0 R: 0 ER: 0 SO: 0 BB: 1 IBB: 0 HBP: 0 BLK: 0 WP: 0 HR: 0 S: 3 P: 7 ERA: 0.00 WHIP: 1.000							

Batter	1	2	3	4	5	6	7	8	9	AB	R	H	RBI	BB	SO	LOB	TOP					
Don Blasingame, L (1,4) OBP: 0.278, SLG: 0.351	6-3		6-3		4-3	K			1-3	5	0	0	0	0	1	2						
Ken McMullen, R (1,5) OBP: 0.319, SLG: 0.427	2B FC4 1B		F2			HR	F3			4	2	2	1	0	0	0						
Bob Chance, L (1,3) OBP: 0.302, SLG: 0.377	FC4 SF8 2B		F8			FC2-4 1B	K			4	1	2	0	0	1	0						
Frank Howard, R (1,7) OBP: 0.333, SLG: 0.445	FC4			F7		FC2-4 2B	6-3			4	1	0	1	0	0	2						
Jim King, L (1,9) OBP: 0.286, SLG: 0.429	SF8			HR		BB 2B		G3		3	2	2	3	0	0	0						
Willie Kirkland, L (1,8) OBP: 0.231, SLG: 0.475	L9			K		BB 2B				2	0	0	0	0	1	1						
Don Lock, R (6, PH) OBP: 0.339, SLG: 0.307				K		BB IBB				1	1	1	0	1	0	0						
Mike Brumley, L (1,2) OBP: 0.170, SLG: 0.120		4-3		F6		K				2	0	0	0	0	0	0						
Doug Camilli, R (6, PH) OBP: 0.226, SLG: 0.339								G5-4-3		2	0	0	0	0	1	3						
Ed Brinkman, R (1,6) OBP: 0.219, SLG: 0.222		K			K	2B			L7	3	0	0	0	1	2	0						
Phil Ortega, R (1,1) OBP: 0.238, SLG: 0.300						2-3				4	0	1	2	0	3	0						
Ron Kline, R (9,1)					K	1-3 2-H 3-H			K	0	0	0	0	0	0	0						
Inning Stats	R: 2 E: 0 K: 0 S: 6	H: 2 LOB: 1 BB: 0 P: 6	R: 0 E: 0 K: 2 S: 7	H: 0 LOB: 0 BB: 0 P: 7	R: 0 E: 0 K: 1 S: 3	H: 0 LOB: 0 BB: 0 P: 3	R: 1 E: 0 K: 1 S: 6	H: 1 LOB: 0 BB: 0 P: 6	R: 0 E: 0 K: 2 S: 7	H: 0 LOB: 0 BB: 0 P: 7	R: 4 E: 0 K: 2 S: 11	H: 4 LOB: 2 BB: 2 P: 19	R: 0 E: 0 K: 1 S: 5	H: 0 LOB: 0 BB: 0 P: 5	R: 0 E: 0 K: 0 S: 3	H: 1 LOB: 0 BB: 0 P: 3	R: 0 E: 0 K: 1 S: 5	H: 0 LOB: 0 BB: 0 P: 5	1B: 3 2B: 3 3B: 0 HR: 2	SF: 1 SAC: 0 DP: 1 HBP: 0	WP: 0 PB: 1 CS: 0	PA: 37
PITCHER	IP WLS BF H R ER SO BB IBB HBP BLK WP HR S P ERA WHIP																					
Bill Stafford, R (1,1) ERA: 3.58	5.1 L 22 5 5 5 5 0 0 0 0 0 2 32 32 8.44 0.938																					
Steve Hamilton, L (6,1) ERA: 3.75	0.2 6 2 2 2 2 1 1 0 0 0 0 0 8 16 27.00 4.500																					
Gil Blanco, L (7,1) ERA:	2.0 6 1 0 0 1 0 0 0 0 0 0 8 8 0.00 0.500																					
Pete Mikkelsen, R (9,1) ERA: 3.38	1.0 3 0 0 0 1 0 0 0 0 0 0 0 5 5 0.00 0.000																					

Washington Senators @ New York Yankees
 Yankee Stadium, Bronx, NY
 Sun May 23 1965, 3:33 AM EDT
 Cloudy - 78 F

AB 34
 R 7
 H 8
 RBI 7
 BB 2
 SO 9
 LOB 8



Batter	1	2	3	4	5	6	7	8	9	AB	R	H	RBI	BB	SO	LOB	BOTTOM					
Tony Kubek, L (1,6) OBP: 0.267, SLG: 0.287	1-3		G3			4-3		G4-3		4	0	0	0	0	0	1						
Bobby Richardson, R (1,4) OBP: 0.327, SLG: 0.352	4-3			HR		4-3			4-3	4	1	1	0	0	0	0						
Tom Tresh, S (1,8) OBP: 0.333, SLG: 0.493	K			K		HR			F4	4	1	1	1	0	2	1						
Mickey Mantle, S (1,7) OBP: 0.419, SLG: 0.515		K		F9		F8			F6	4	0	0	0	0	1	1						
Joe Pepitone, L (1,9) OBP: 0.300, SLG: 0.405		FC3-2 3B		HR		G6-3 BB				2	1	2	2	1	0	0						
Ray Barker, L (1,3) OBP: 0.306, SLG: 0.310		FC3-2 WP		F8		F8				3	0	0	0	0	0	2						
Clete Boyer, R (1,5) OBP: 0.254, SLG: 0.298		K			F6		G6-3			3	0	0	0	0	1	2						
Bob Schmidt, R (1,2) OBP: 0.345, SLG: 0.407										2	0	0	0	0	0	0						
Horace Clarke, S (8, PH) OBP: 0.297, SLG: 0.214			F9			6-3			F7	1	0	0	0	0	0	0						
Pete Mikkelsen, R (9,1)										0	0	0	0	0	0	0						
Bill Stafford, R (1,1)										2	0	0	0	0	1	0						
Steve Hamilton, L (6,1)										0	0	0	0	0	0	0						
Gil Blanco, L (7,1)										0	0	0	0	0	0	0						
Art Lopez, L (8, PH) OBP: 0.161, SLG: 0.133										0	0	0	0	0	1	0						
Doc Edwards, R (9,2) OBP: 0.260, SLG: 0.194										0	0	0	0	0	0	0						
Inning Stats	R: 0 E: 0 K: 1 S: 5	H: 0 LOB: 0 BB: 0 P: 5	R: 0 E: 0 K: 2 S: 8	H: 1 LOB: 1 BB: 0 P: 8	R: 0 E: 0 K: 1 S: 5	H: 0 LOB: 0 BB: 0 P: 5	R: 2 E: 0 K: 1 S: 7	H: 2 LOB: 0 BB: 0 P: 7	R: 0 E: 0 K: 0 S: 3	H: 0 LOB: 0 BB: 0 P: 3	R: 1 E: 0 K: 0 S: 4	H: 1 LOB: 0 BB: 0 P: 4	R: 0 E: 0 K: 0 S: 2	H: 0 LOB: 0 BB: 1 P: 6	R: 0 E: 0 K: 0 S: 2	H: 0 LOB: 0 BB: 1 P: 6	R: 0 E: 0 K: 0 S: 3	H: 0 LOB: 0 BB: 0 P: 3	1B: 0 2B: 1 3B: 1 HR: 2	SF: 0 SAC: 0 DP: 2 HBP: 0	WP: 1 PB: 0 CS: 0	PA: 31
PITCHER	IP WLS BF H R ER SO BB IBB HBP BLK WP HR S P ERA WHIP																					
Phil Ortega, R (1,1) ERA: 5.22	8.0 W 28 4 3 3 3 2 0 0 0 0 1 2 36 44 3.38 0.750																					
Ron Kline, R (9,1) ERA: 2.29	1.0 S 3 0 0 0 0 0 0 0 0 0 0 0 3 3 0.00 0.000																					

Washington Senators @ New York Yankees
 Yankee Stadium, Bronx, NY
 Sun May 23 1965, 3:33 AM EDT
 Cloudy - 78 F

AB 29
 R 3
 H 4
 RBI 3
 BB 2
 SO 5
 LOB 7



Batter	1	2	3	4	5	6	7	8	9	AB	R	H	RBI	BB	SO	LOB	TOP			
Ken Hamlin, R (1, 4) OBP: 0.325, SLG: 0.361										3	0	0	1	1	1	0	Washington Senators @ New York Yankees Yankee Stadium, Bronx, NY Sun May 23 1965, 3:38 AM EDT Att: 20,840 - Unknown - 75 F			
Ken McMullen, R (1, 9) OBP: 0.324, SLG: 0.425 Jim King, L (9, PH) OBP: 0.281, SLG: 0.421										3	0	1	0	1	1	1				
Bob Chance, L (1, 3) OBP: 0.292, SLG: 0.364										4	1	0	0	0	0	3				
Frank Howard, R (1, 7) OBP: 0.331, SLG: 0.454										4	0	1	1	0	0	1				
Don Zimmer, R (1, 5) OBP: 0.229, SLG: 0.333										3	0	0	0	1	1	1				
Don Lock, R (1, 8) OBP: 0.352, SLG: 0.311										2	1	1	0	2	0	1				
Doug Camilli, R (1, 2) OBP: 0.242, SLG: 0.349										4	0	2	0	0	0	2				
Ed Brinkman, R (1, 6) OBP: 0.214, SLG: 0.216 Willie Kirkland, L (9, PH) OBP: 0.227, SLG: 0.468										3	0	0	0	0	0	4				
Buster Narum, R (1, 1) OBP: 0.100, SLG: 0.400 Woodie Held, R (7, PH) OBP: 0.450, SLG: 0.620 Marshall Bridges, S (7, 1) Don Blasingame, L (9, PH) OBP: 0.283, SLG: 0.351										2	0	0	0	0	1	0				
Inning Stats	R: 0 E: 0 K: 1 S: 6	H: 1 LOB: 1 BB: 0 P: 6	R: 0 E: 0 K: 0 S: 3	H: 0 LOB: 1 BB: 1 P: 7	R: 0 E: 0 K: 0 S: 3	H: 0 LOB: 2 BB: 1 P: 7	R: 0 E: 0 K: 0 S: 4	H: 1 LOB: 0 BB: 1 P: 8	R: 0 E: 0 K: 1 S: 5	H: 0 LOB: 0 BB: 0 P: 5	R: 0 E: 0 K: 0 S: 3	H: 0 LOB: 1 BB: 1 P: 7	R: 1 E: 0 K: 0 S: 4	H: 1 LOB: 1 BB: 1 P: 8	R: 1 E: 0 K: 1 S: 7	H: 2 LOB: 2 BB: 1 P: 11		1B: 4 2B: 0 3B: 1 HR: 0	SF: 1 SAC: 0 DP: 0 HBP: 0	WP: 0 PB: 0 SB: 1 CS: 0
PITCHER	IP WLS BF H R ER SO BB IBB HBP BLK WP HR S P ERA WHIP	8.2 W 37 5 2 2 5 6 0 0 0 0 0 0 1 65 2.08 1.269	0.1 S 1 0 0 0 0 0 0 0 0 0 0 0 1 1 0.00 0.000																	

Batter	1	2	3	4	5	6	7	8	9	AB	R	H	RBI	BB	SO	LOB	BOTTOM			
Horace Clarke, S (1, 5) OBP: 0.222, SLG: 0.176 Clete Boyer, R (7, PH) OBP: 0.252, SLG: 0.295										3	0	0	0	0	0	1	Washington Senators @ New York Yankees Yankee Stadium, Bronx, NY Sun May 23 1965, 3:38 AM EDT Att: 20,840 - Unknown - 75 F			
Bobby Richardson, R (1, 4) OBP: 0.355, SLG: 0.356										4	0	1	0	0	0	1				
Tom Tresh, S (1, 8) OBP: 0.349, SLG: 0.513										2	1	2	0	2	0	0				
Mickey Mantle, S (1, 7) OBP: 0.417, SLG: 0.505 Ray Barker, L (7, 3) OBP: 0.320, SLG: 0.310										2	1	0	0	1	0	3				
Joe Pepitone, L (1, 3) OBP: 0.306, SLG: 0.432										4	1	2	3	0	0	4				
Hector Lopez, R (1, 9) OBP: 0.227, SLG: 0.317 Ross Moschitto, R (7, 8)										3	0	0	0	0	1	2				
Tony Kubek, L (1, 6) OBP: 0.267, SLG: 0.279										3	0	0	0	1	1	2				
Doc Edwards, R (1, 2) OBP: 0.272, SLG: 0.188										2	0	0	0	1	0	1				
Al Downing, R (1, 1) OBP: 0.133, SLG: 0.133 Pedro Ramos, S (9, 1) ERA: 2.84										3	0	0	0	0	0	2				
Inning Stats	R: 0 E: 0 K: 0 S: 4	H: 1 LOB: 2 BB: 1 P: 8	R: 0 E: 0 K: 0 S: 3	H: 0 LOB: 0 BB: 0 P: 3	R: 0 E: 0 K: 1 S: 7	H: 2 LOB: 2 BB: 0 P: 7	R: 0 E: 0 K: 0 S: 3	H: 0 LOB: 1 BB: 0 P: 4	R: 3 E: 0 K: 0 S: 4	H: 1 LOB: 3 BB: 3 P: 16	R: 0 E: 0 K: 0 S: 4	H: 1 LOB: 2 BB: 1 P: 8	R: 0 E: 0 K: 2 S: 7	H: 0 LOB: 1 BB: 1 P: 11	1B: 2 2B: 1 3B: 1 HR: 1	SF: 0 SAC: 1 DP: 0 HBP: 1		WP: 0 PB: 0 SB: 0 CS: 0	PA: 36	
PITCHER	IP WLS BF H R ER SO BB IBB HBP BLK WP HR S P ERA WHIP	6.0 L 27 4 3 3 1 4 0 1 0 0 0 0 1 24 4.50 1.333	2.0 9 1 0 0 2 2 0 0 0 0 0 0 11 19 0.00 1.500																	


Batter	1	2	3	4	5	6	7	8	9	AB	R	H	RBI	BB	SO	LOB	TOP					
Jose Cardenal, R OBP: 0.313, SLG: 0.413 (1, 8)	0-3 K		0-0 F1		0-0 1B		0-0 F7		0-0 5-3	5	0	1	0	0	1	2	Los Angeles Angels @ Washington Senators D.C. Stadium, Washington, DC Tue May 25 1965, 7:05 PM EDT Unknown livebaseballscorecards.com					
Bobby Gene Smith, R OBP: 0.600, SLG: 0.800 (1, 7)	0-0 2B		0-0 F7		1-2 1B		0-0 5-3		0-0 F7	5	0	3	1	0	0	2						
Jim Fregosi, R OBP: 0.258, SLG: 0.333 (1, 6)	0-3 K			0-0 F3	0-0 F8		0-0 5-3		0-0 F8	5	0	0	0	0	1	5						
Joe Adcock, R OBP: 0.307, SLG: 0.472 Bob Lee, R OBP: 0.222, SLG: 0.500 Aubrey Gatewood, R OBP: 1.000, SLG: 2.000 (1, 3) (7, 1) (8, 1)	0-3 K			0-0 HR		0-0 F7	0-3 K			4	1	1	1	0	2	2						
Lou Clinton, R OBP: 0.289, SLG: 0.257 (1, 9)		0-0 F4		0-0 F2		0-0 6-3		4-0 BB		3	0	0	0	1	0	0						
Paul Schaaf, R OBP: 0.296, SLG: 0.434 (1, 5)		0-0 F8		0-0 5-3		0-0 1B		0-3 K		4	0	1	0	0	1	1						
Buck Rodgers, S OBP: 0.279, SLG: 0.273 (1, 2)		0-0 F9			0-0 6-3	0-0 FC6-4		0-0 F7		4	0	1	0	0	0	1						
Bobby Knoop, R OBP: 0.331, SLG: 0.418 (1, 4)			4-0 BB		0-0 1B	0-0 FC6-4		0-0 F9		3	1	1	0	1	0	3						
Fred Newman, R OBP: 0.167, SLG: 0.048 Barry Latman, R (5, 1)			0-3 K		0-3 1B					2	0	0	0	0	2	2						
Julio Gotay, R OBP: 0.282, SLG: 0.458 Vic Power, R OBP: 0.357, SLG: 0.500 (7, PH) (7, 3)					0-3 K			0-0 5-3		0	0	0	0	0	0	0						
Inning Stats	R: 0 E: 0 K: 3 S: 10	H: 1 LOB: 1 BB: 0 P: 10	R: 0 E: 0 K: 0 S: 3	H: 0 LOB: 0 BB: 0 P: 3	R: 0 E: 0 K: 1 S: 5	H: 0 LOB: 1 BB: 1 P: 9	R: 1 E: 0 K: 0 S: 4	H: 1 LOB: 0 BB: 0 P: 4	R: 1 E: 0 K: 1 S: 8	H: 3 LOB: 2 BB: 0 P: 8	R: 0 E: 0 K: 0 S: 5	H: 2 LOB: 2 BB: 0 P: 5	R: 1 E: 0 K: 1 S: 7	H: 2 LOB: 0 BB: 0 P: 7	R: 0 E: 0 K: 1 S: 5	H: 0 LOB: 1 BB: 1 P: 9	R: 0 E: 0 K: 0 S: 4	H: 1 LOB: 1 BB: 0 P: 4	1B: 7 2B: 1 3B: 0 HR: 2	SF: 0 SAC: 0 DP: 0 HBP: 0	WP: 0 PB: 0 SB: 0 CS: 0	PA: 39
PITCHER	IP WLS BF H R ER SO BB IBB HBP BLK WP HR S P ERA WHIP	IP WLS BF H R ER SO BB IBB HBP BLK WP HR S P ERA WHIP															IP WLS BF H R ER SO BB IBB HBP BLK WP HR S P ERA WHIP					
Mike McCormick, L ERA: 2.93 Steve Ridzik, R ERA: 3.47 (1, 1) (7, 1)	6.1 W 29 9 3 3 5 1 0 0 0 0 2 38 42 4.26 1.579	2.2 S 10 1 0 0 2 1 0 0 0 0 0 13 17 0.00 0.750																				

Batter	1	2	3	4	5	6	7	8	9	AB	R	H	RBI	BB	SO	LOB	BOTTOM			
Don Blasingame, L OBP: 0.288, SLG: 0.348 (1, 4)	0-0 4-3		0-0 4-3		0-0 SH1-3	0-0 1B		4-0 1B		3	0	1	0	1	0	1	Los Angeles Angels @ Washington Senators D.C. Stadium, Washington, DC Tue May 25 1965, 7:05 PM EDT Unknown livebaseballscorecards.com			
Ken McMullen, R OBP: 0.318, SLG: 0.434 (1, 5)	0-0 F9		0-0 1-3		0-0 HR		0-0 5-3	0-0 1B		5	1	2	3	0	0	1				
Bob Chance, L OBP: 0.297, SLG: 0.359 Joe Cunningham, L OBP: 0.436, SLG: 0.310 (1, 3) (8, 3)	0-0 6-3			0-0 1B	0-0 1-3		0-3 K	0-0 F8		4	1	1	0	0	1	0				
Frank Howard, R OBP: 0.333, SLG: 0.450 (1, 7)		0-0 6-3		0-0 1B	0-0 1B	0-0 BB		0-0 HR		4	1	3	0	0	0	0				
Jim King, L OBP: 0.319, SLG: 0.468 (1, 9)		4-0 BB		0-0 F9	4-0 1B	0-0 BB		0-0 HR		2	1	1	2	2	0	2				
Don Lock, R OBP: 0.349, SLG: 0.308 (1, 8)		0-3 K		0-0 FC6-4	0-0 F8		0-0 6-3			4	0	1	1	0	1	3				
Mike Brumley, L OBP: 0.180, SLG: 0.123 (1, 2)		0-0 F8		0-0 F7		0-3 K		4-0 SH3		3	1	0	0	1	1	3				
Ken Hamlin, R OBP: 0.340, SLG: 0.415 Ed Brinkman, R OBP: 0.214, SLG: 0.216 (1, 6) (9, 6)			4-0 4-3	0-0 SH1-3	0-0 FC6-4		0-0 HR	0-0 F3		3	1	1	1	1	0	3				
Mike McCormick, L OBP: 0.200, SLG: 0.077 Steve Ridzik, R OBP: 0.167, SLG: 0.167 (1, 1) (7, 1)			0-0 SH1-3		4-0 SH1-3	0-0 4-3		0-0 SH3		1	1	0	0	1	0	0				
Inning Stats	R: 0 E: 0 K: 0 S: 3	H: 0 LOB: 0 BB: 0 P: 3	R: 0 E: 0 K: 1 S: 5	H: 0 LOB: 1 BB: 1 P: 9	R: 0 E: 0 K: 0 S: 3	H: 0 LOB: 1 BB: 1 P: 7	R: 1 E: 0 K: 0 S: 6	H: 3 LOB: 2 BB: 0 P: 6	R: 2 E: 0 K: 1 S: 5	H: 2 LOB: 2 BB: 2 P: 13	R: 1 E: 0 K: 1 S: 6	H: 2 LOB: 1 BB: 0 P: 6	R: 2 E: 0 K: 1 S: 7	H: 2 LOB: 0 BB: 0 P: 7	R: 1 E: 0 K: 0 S: 4	H: 1 LOB: 2 BB: 2 P: 12		1B: 7 2B: 0 3B: 0 HR: 3	SF: 0 SAC: 3 DP: 0 HBP: 0	WP: 0 PB: 0 SB: 0 CS: 0
PITCHER	IP WLS BF H R ER SO BB IBB HBP BLK WP HR S P ERA WHIP	IP WLS BF H R ER SO BB IBB HBP BLK WP HR S P ERA WHIP															IP WLS BF H R ER SO BB IBB HBP BLK WP HR S P ERA WHIP			
Fred Newman, R ERA: 3.25 Barry Latman, R ERA: 1.42 Bob Lee, R ERA: 1.91 Aubrey Gatewood, R ERA: 3.78 (1, 1) (5, 1) (7, 1) (8, 1)	4.2 L 23 5 2 2 1 4 0 0 0 0 1 21 37 5.79 1.929	1.1 5 2 1 1 1 0 0 0 0 0 1 7 7 6.75 1.500																		

Batter	1	2	3	4	5	6	7	8	9	AB	R	H	RBI	BB	SO	LOB	TOP																		
Jose Cardenal, R OBP: 0.320, SLG: 0.436 (1, 8)	0-3 K ①		0-0 F2 ③			0-3 K ②		0-0 K 1B ①	4 1 1 0 0 2 1																										
Bobby Gene Smith, R OBP: 0.429, SLG: 0.571 Willie Smith, L OBP: 0.285, SLG: 0.391 (1, 7) (9, PH) (9, 7)	0-0 F9 ②		0-3 K ①			0-0 L1 ③		0-0 F5 ② 1-2	3 0 0 0 0 0 1 0 1 0 0 0 0 0 0 1																										
Jim Fregosi, R OBP: 0.289, SLG: 0.361 (1, 6)	0-0 F9 ③		0-0 F9 ②			0-3 K ①		0-0 K 2-4 2-H 1B ③	4 0 1 1 0 1 0																										
Joe Adcock, R OBP: 0.304, SLG: 0.500 Vic Power, R OBP: 0.357, SLG: 0.500 (1, 3) (7, 3)		0-3 K ①		0-0 HR ③		0-0 L7 ②		0-0 2-4 ③ 1-2	3 1 1 1 0 1 0 0 0 0 0 0 0 0 0																										
Lou Clinton, R OBP: 0.276, SLG: 0.244 (1, 9)		0-3 K ②		0-0 6-3 ③		0-3 K ③			3 0 0 0 0 2 0																										
Paul Schaaf, R OBP: 0.289, SLG: 0.442 (1, 5)		0-3 K ③				0-0 F3 ①		0-0 F7 ①	3 0 0 0 0 1 0																										
Buck Rodgers, S OBP: 0.277, SLG: 0.264 (1, 2)			0-3 K ①			0-3 K ②		0-0 F3 ②	3 0 0 0 0 2 0																										
Julio Gotay, R OBP: 0.258, SLG: 0.387 Bob Lee, R OBP: 0.222, SLG: 0.500 (1, 4) (8, 1)			0-0 E5 SH2-4 ③			0-0 1-3 ③		0-0 L8 ③	3 0 0 0 0 0 0 0 0 0 0 0 0 0 0																										
Marcelino Lopez, R OBP: 0.125, SLG: 0.130 Bobby Knoop, R OBP: 0.328, SLG: 0.415 (1, 1) (8, 4)			0-0 SH2-4 ② 1-2			0-0 6-3 ①		0-0 6-3 ①	1 0 0 0 0 0 0 1 0 0 0 0 0 0 0																										
Inning Stats	R: 0 E: 0 K: 1 S: 5	H: 0 LOB: 0 BB: 0 P: 5	R: 0 E: 0 K: 3 S: 9	H: 0 LOB: 0 BB: 0 P: 9	R: 0 E: 1 K: 1 S: 6	H: 0 LOB: 1 BB: 0 P: 6	R: 1 E: 0 K: 1 S: 6	H: 1 LOB: 0 BB: 0 P: 6	R: 0 E: 0 K: 1 S: 5	H: 0 LOB: 0 BB: 0 P: 5	R: 0 E: 0 K: 2 S: 7	H: 0 LOB: 0 BB: 0 P: 7	R: 0 E: 0 K: 0 S: 3	H: 0 LOB: 0 BB: 0 P: 3	R: 1 E: 0 K: 0 S: 4	H: 2 LOB: 1 BB: 0 P: 4	1B: 2 2B: 0 3B: 0 HR: 1	SF: 0 SAC: 1 DP: 0 HBP: 0	WP: 0 PB: 0 SB: 1 CS: 0	PA: 30															
PITCHER	IP Pete Richert, L ERA: 4.93	WLS 26	BF 1	H 1	R 1	ER 1	SO 10	BB 0	IBB 0	HBP 0	BLK 0	WP 0	HR 1	S 46	P 46	ERA 1.12	WHIP 0.125	PITCHER	IP Bennie Daniels, R ERA: 3.11	WLS L	BF 5	H 2	R 1	ER 1	SO 0	BB 0	IBB 0	HBP 0	BLK 0	WP 0	HR 0	S 4	P 4	ERA 9.00	WHIP 2.000

Los Angeles Angels @ Washington Senators
D.C. Stadium, Washington, DC
Wed May 26 1965, 7:05 PM EDT
Att: 4,355 - Unknown


AB	29
R	2
H	3
RBI	2
BB	0
SO	10
LOB	2



Batter	1	2	3	4	5	6	7	8	9	AB	R	H	RBI	BB	SO	LOB	BOTTOM																		
Joe Cunningham, L OBP: 0.458, SLG: 0.294 (1, 3)	0-0 6-3 ①		4-0 BB ③			0-0 4-3 ①		0-0 F6 ①	3 0 0 0 1 0 0																										
Ken Hamlin, R OBP: 0.286, SLG: 0.354 (1, 4) (8, 6)	0-0 F7 ②		0-0 F9 ③			0-0 F9 ②		0-0 F8 ②	4 0 0 0 0 0 1																										
Ken McMullen, R OBP: 0.313, SLG: 0.413 (1, 9) (8, 5)	0-0 F3 ③		0-0 F8 ①			0-0 5-3 ③		0-0 F9 ③	4 0 0 0 0 0 0																										
Frank Howard, R OBP: 0.345, SLG: 0.461 Mike Brumley, L OBP: 0.180, SLG: 0.123 (1, 7) (9, PR)		4-0 1B BB ③		4-0 BB ③		0-0 5-3 ①		4-0 FC4-6 BB ③	1 0 0 0 3 0 0 0 0 0 0 0 0 0 0																										
Don Lock, R OBP: 0.348, SLG: 0.313 (1, 8)		0-3 K ①		0-0 F2 ②		0-0 K 1B 1B ③		0-3 K ①	4 1 1 0 0 2 3																										
Don Zimmer, R OBP: 0.288, SLG: 0.389 Jim King, L OBP: 0.320, SLG: 0.453 (1, 5) (8, 9)		0-3 K ②		0-0 F8 ③		0-0 K 1B 1-2 1B ③		0-0 F5 ②	3 0 1 0 0 1 2 1 0 0 0 0 0 1																										
Doug Camilli, R OBP: 0.257, SLG: 0.343 (1, 2)		0-0 K 1-3 1B ③		4-0 G6-4-3 BB ③		0-0 F9 ②		0-0 FC4-6 ③ 1-2	3 0 1 0 1 0 3																										
Ed Brinkman, R OBP: 0.220, SLG: 0.231 Woodie Held, R OBP: 0.461, SLG: 0.625 Don Blasingame, L OBP: 0.290, SLG: 0.350 (1, 6) (7, PH) (8, 4)			0-0 F9 ①		4-0 G6-4-3 ② 1-2		0-0 K 1B 1-3 2-H 1B ③		0-0 FC4-6 ③	2 0 0 0 0 0 1 1 0 1 1 0 0 0 0 0 0 0 0 0 0 0																									
Pete Richert, L OBP: 0.091, SLG: 0.091 Bennie Daniels, L OBP: 0.308, SLG: 0.100 (1, 1) (9, 1)			0-0 3-1 ②		0-0 4-3 ③		0-3 K ③			3 0 0 0 0 1 2 0 0 0 0 0 0 0 0																									
Inning Stats	R: 0 E: 0 K: 0 S: 3	H: 0 LOB: 0 BB: 0 P: 3	R: 0 E: 0 K: 2 S: 7	H: 1 LOB: 2 BB: 1 P: 11	R: 0 E: 0 K: 0 S: 3	H: 0 LOB: 1 BB: 1 P: 7	R: 0 E: 0 K: 0 S: 3	H: 0 LOB: 1 BB: 1 P: 7	R: 0 E: 0 K: 0 S: 2	H: 0 LOB: 0 BB: 1 P: 6	R: 0 E: 0 K: 0 S: 3	H: 0 LOB: 0 BB: 0 P: 3	R: 1 E: 0 K: 1 S: 8	H: 3 LOB: 2 BB: 0 P: 8	R: 0 E: 0 K: 0 S: 3	H: 0 LOB: 0 BB: 0 P: 3	R: 0 E: 0 K: 1 S: 5	H: 0 LOB: 1 BB: 1 P: 9	1B: 4 2B: 0 3B: 0 HR: 0	SF: 0 SAC: 0 DP: 1 HBP: 0	WP: 0 PB: 0 SB: 0 CS: 0	PA: 34													
PITCHER	IP Marcelino Lopez, L ERA: 2.04	WLS 7	BF 7	H 0	R 0	ER 0	SO 1	BB 1	IBB 0	HBP 0	BLK 0	WP 0	HR 0	S 8	P 12	ERA 0.00	WHIP 0.500	PITCHER	IP Bob Lee, R ERA: 1.82	WLS W	BF 7	H 0	R 0	ER 0	SO 1	BB 0	IBB 0	HBP 0	BLK 0	WP 0	HR 0	S 8	P 12	ERA 0.00	WHIP 0.500

Los Angeles Angels @ Washington Senators
D.C. Stadium, Washington, DC
Wed May 26 1965, 7:05 PM EDT
Att: 4,355 - Unknown

AB	29
R	1
H	4
RBI	1
BB	5
SO	4
LOB	13



Batter	1	2	3	4	5	6	7	8	9	AB	R	H	RBI	BB	SO	LOB	TOP								
Zoilo Versalles, R OBP: 0.298, SLG: 0.491 (1, 6)	0-3 K		0-3 K			X 0-0 1-2 1B	X 0-0 5-3			4	0	1	0	0	2	2									
Rich Rollins, R OBP: 0.276, SLG: 0.294 (1, 5)	0-0 F3		0-0 1-3			X 0-0 F2		X 0-0 HR 1B		4	1	1	0	0	0	3									
Tony Oliva, L OBP: 0.273, SLG: 0.481 (1, 9)	0-0 F8		0-0 PO 1B			X 0-0 F7		X 0-0 HR 1B		4	1	2	3	0	0	0									
Harmon Killebrew, R OBP: 0.380, SLG: 0.450 (1, 3)		X 0-0 E6 6-3	X 0-0 PO 1-2	X 0-0 6-3		X 0-0 F2		X 0-3 K		4	0	0	0	0	1	0									
Jimmie Hall, L OBP: 0.366, SLG: 0.500 (1, 8)		X 0-0 6-3 1-2		X 0-0 3-1		X 0-0 L4		X 0-0 4-3		4	0	0	0	0	0	1									
Bob Allison, R OBP: 0.388, SLG: 0.468 (1, 7)		X 0-3 K		X 0-0 F9				X 0-0 HR	X 0-3 K	4	1	1	1	0	2	1									
Earl Batley, R OBP: 0.393, SLG: 0.413 (1, 2)		X 4-0 IBB				X 0-0 6-3		X 4-0 SH1-4 BB	X 0-0 5-3	2	0	0	0	2	0	0									
Jerry Kindall, R OBP: 0.296, SLG: 0.314 (1, 4)		X 0-0 F3				X 0-0 F3		X 0-3 K	X 0-3 K	4	0	0	0	0	2	3									
Dave Boswell, R OBP: 0.286, SLG: 0.429 Johnny Klippstein, R (6, 1) Bill Pleis, L (8, 1)			X 0-0 1B 3B			X 0-0 1B		X 0-0 SH1-4 1-2	X 0-0 5-3	2	1	2	0	0	0	0									
Inning Stats	R: 0 E: 0 K: 1 S: 5	H: 0 LOB: 0 BB: 5 P: 5	R: 0 E: 1 K: 1 S: 6	H: 0 LOB: 2 BB: 1 P: 10	R: 1 E: 0 K: 1 S: 6	H: 2 LOB: 0 BB: 0 P: 6	R: 0 E: 0 K: 0 S: 3	H: 0 LOB: 0 BB: 0 P: 3	R: 0 E: 0 K: 0 S: 5	H: 2 LOB: 2 BB: 0 P: 5	R: 0 E: 0 K: 0 S: 3	H: 0 LOB: 0 BB: 0 P: 3	R: 1 E: 0 K: 1 S: 6	H: 1 LOB: 1 BB: 1 P: 10	R: 2 E: 0 K: 2 S: 9	H: 2 LOB: 0 BB: 0 P: 9	R: 0 E: 0 K: 1 S: 5	H: 0 LOB: 0 BB: 0 P: 5	1B: 4 2B: 0 3B: 1 HR: 2	SF: 0 SAC: 1 DP: 0 HBP: 0	WP: 0 PB: 0 SB: 0 CS: 0	PA: 37			
PITCHER	IP WLS BF H R ER SO BB IBB HBP BLK WP HR S P ERA WHIP	7.0 L 28 5 2 2 4 1 1 0 0 0 1 34 42 2.57 0.857	2.0 8 2 2 2 3 0 0 0 0 0 1 14 14 9.00 1.000																						

Minnesota Twins @ Washington Senators
D.C. Stadium, Washington, DC
Fri May 28 1965, 7:05 PM EDT
Att: 15,612 - Unknown

AB	33
R	4
H	7
RBI	4
BB	2
SO	7
LOB	10

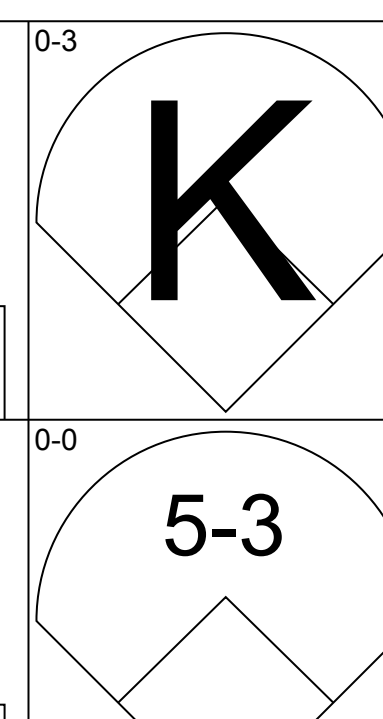
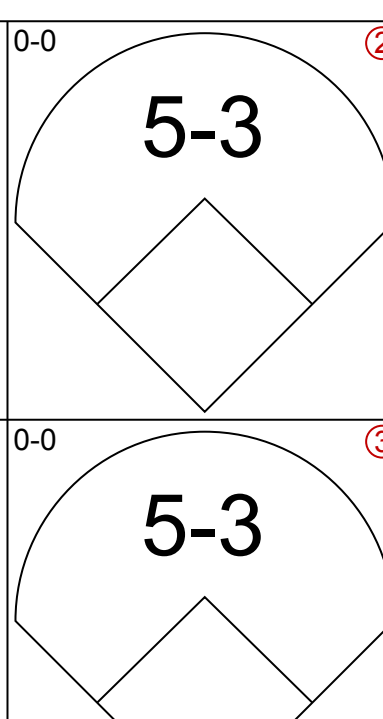
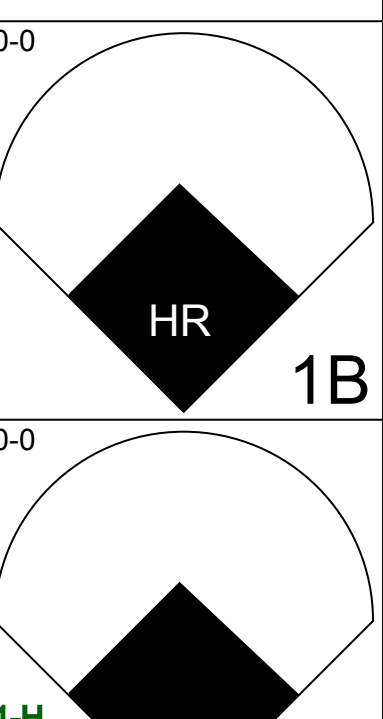
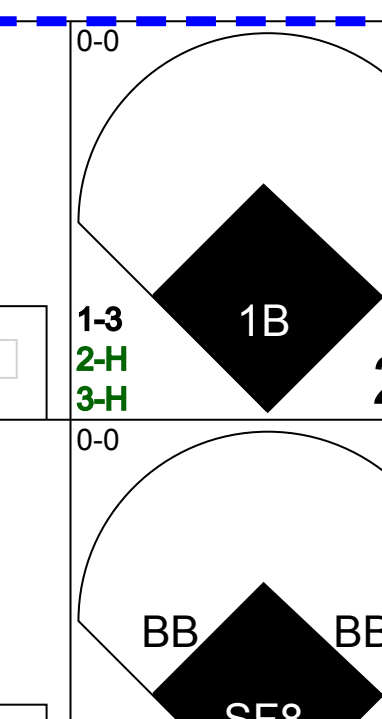
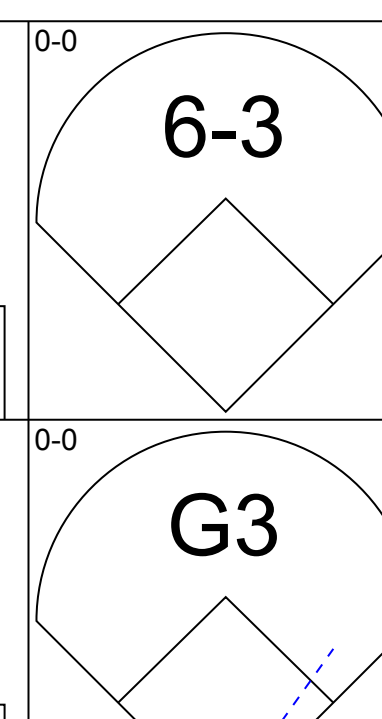
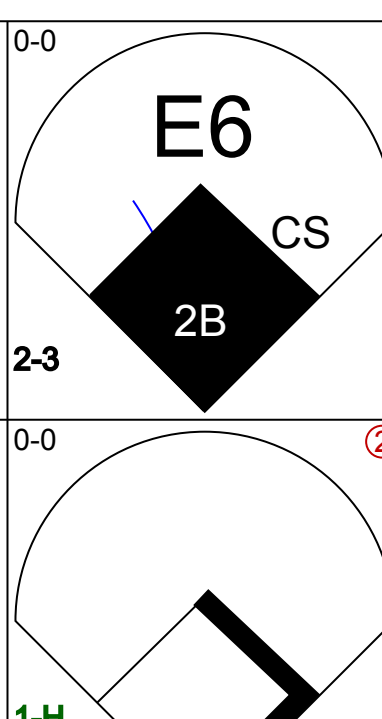

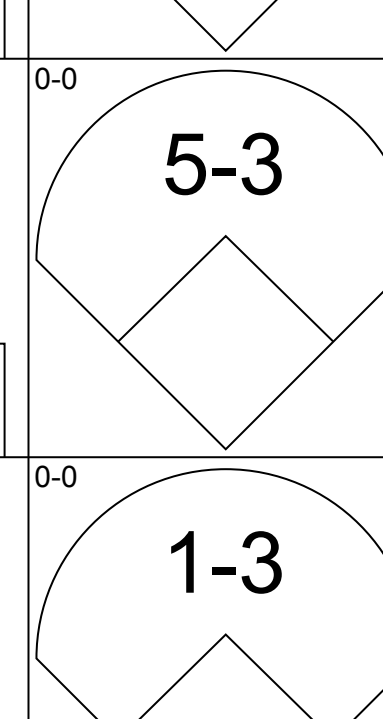
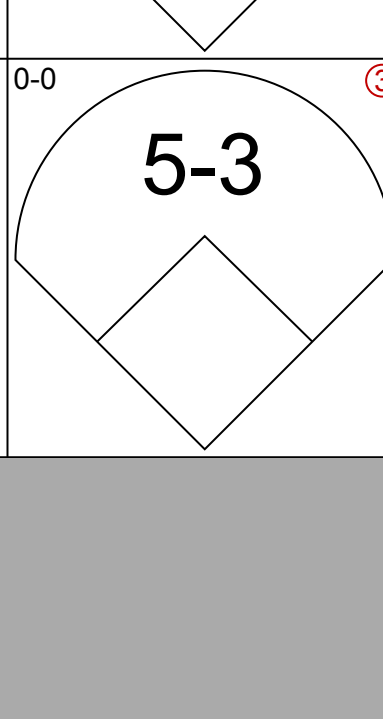
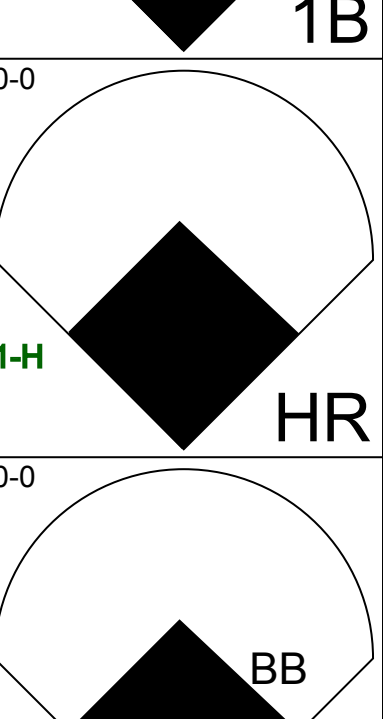
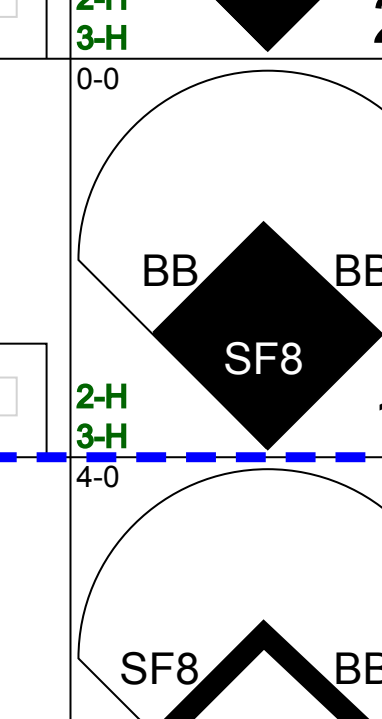
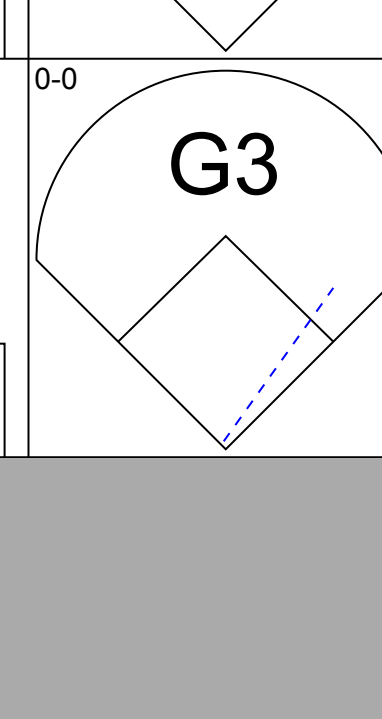
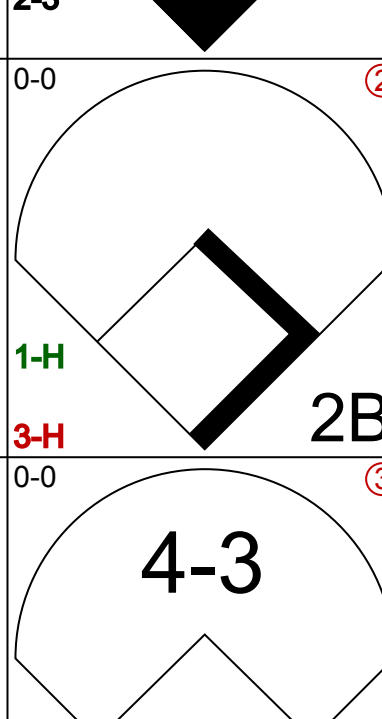
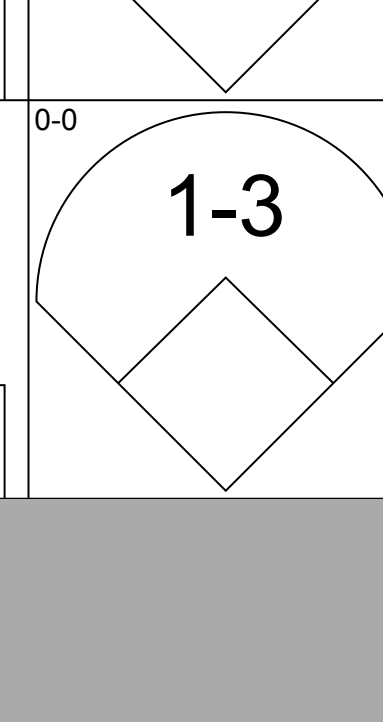
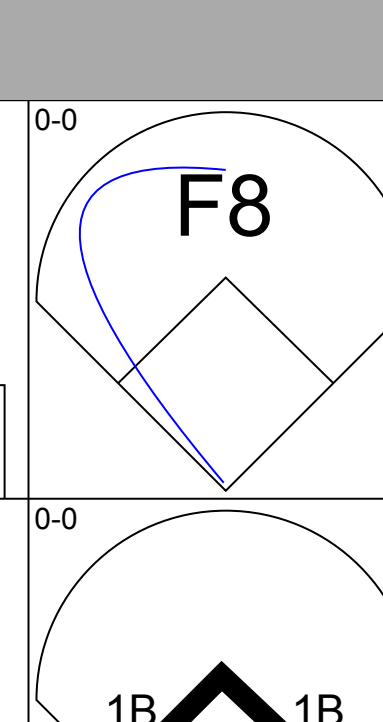
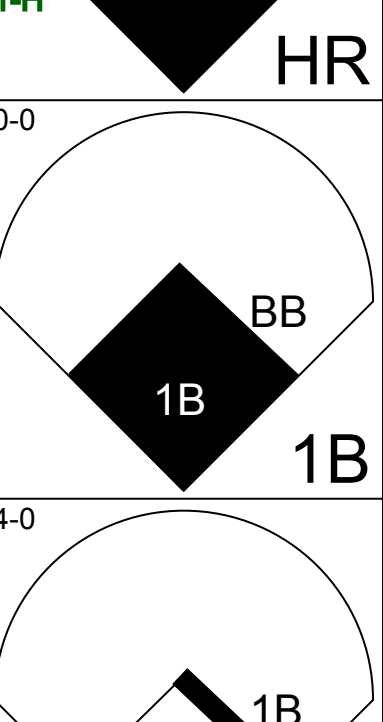
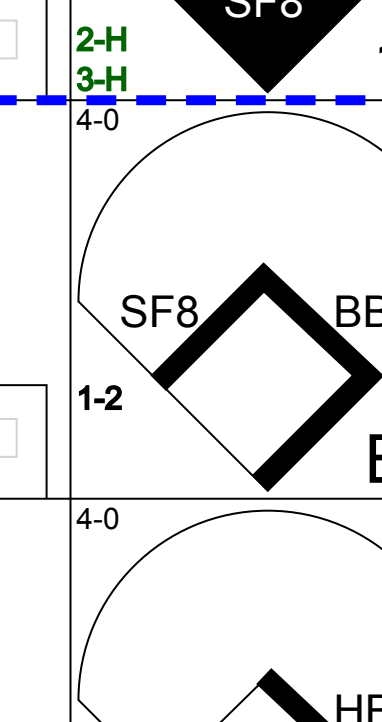
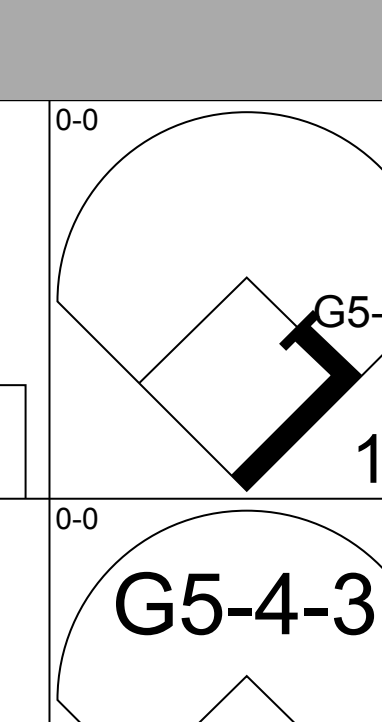
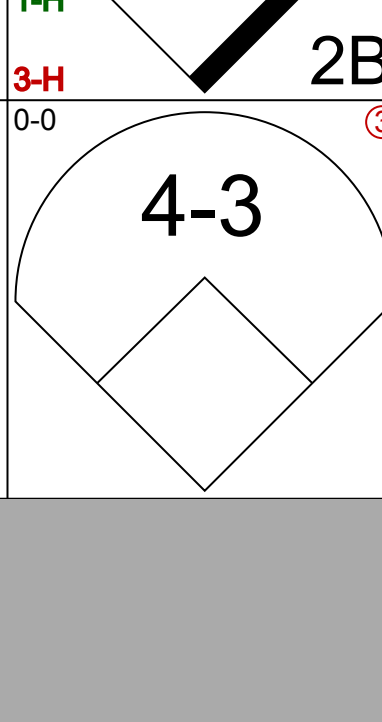
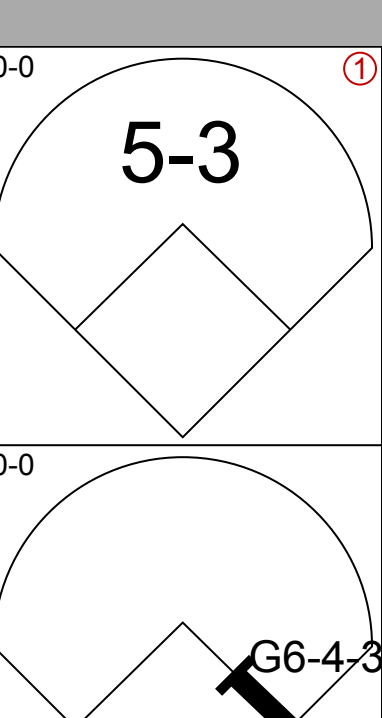
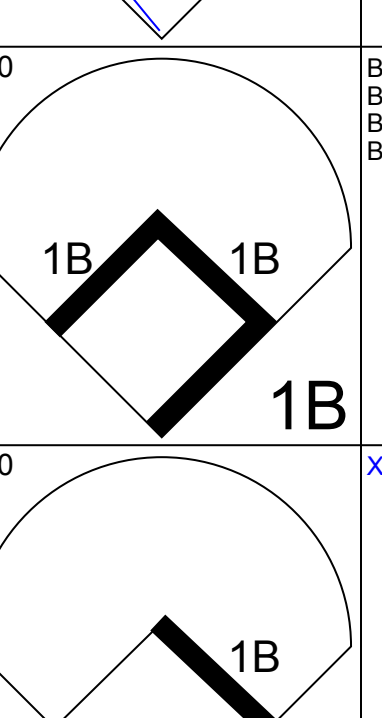
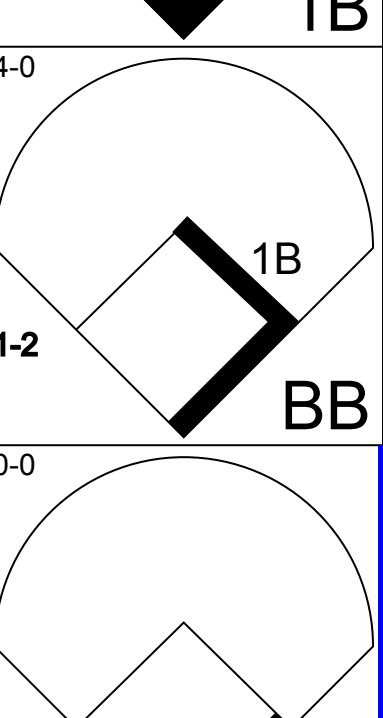
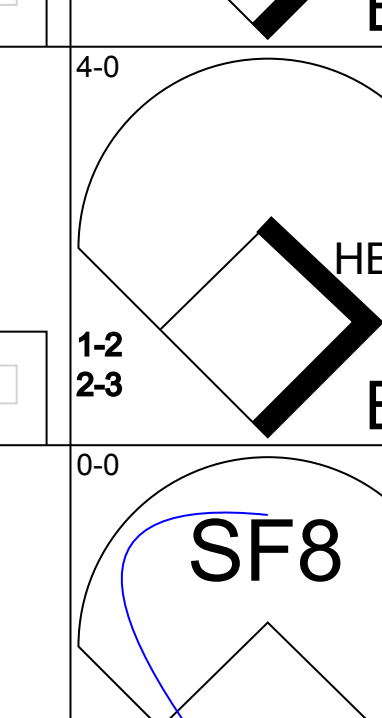
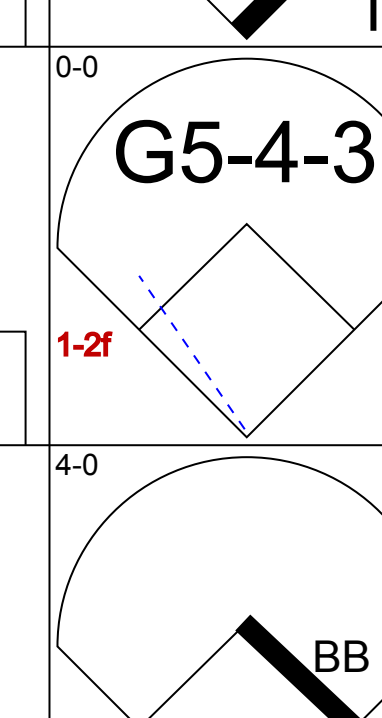
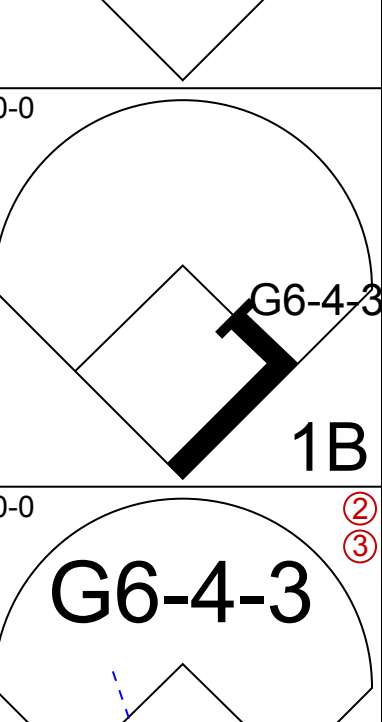
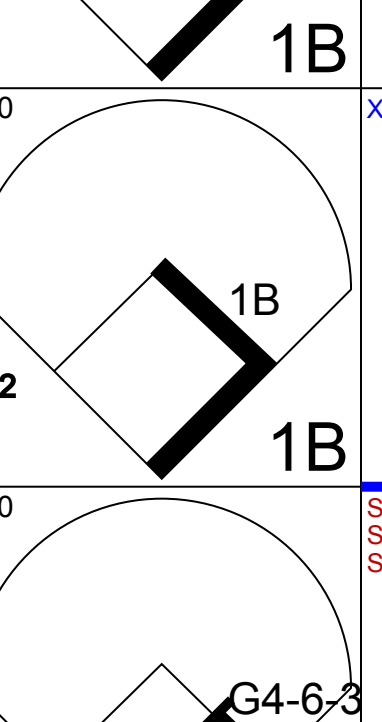
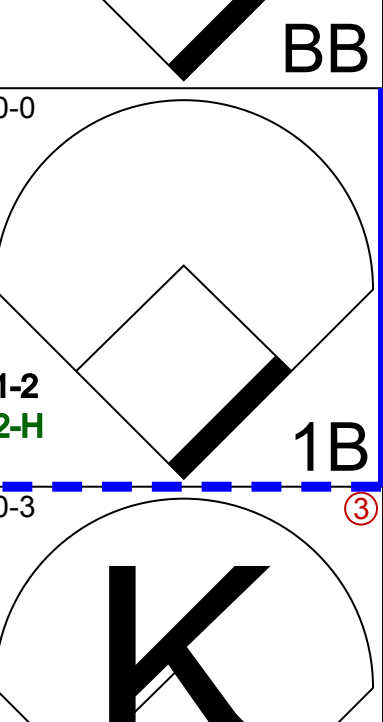
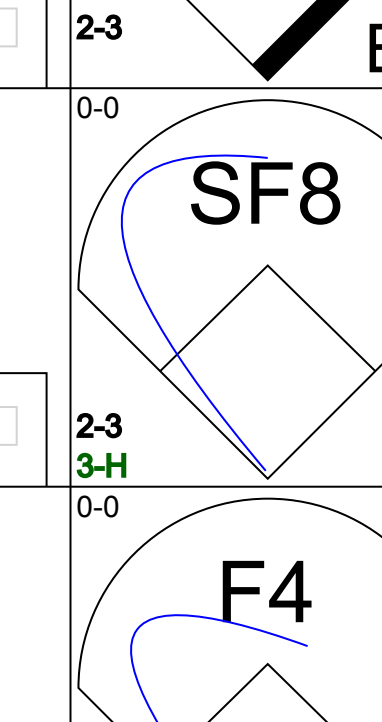
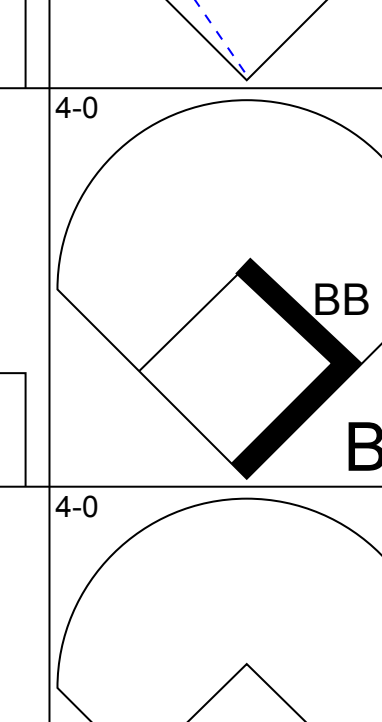
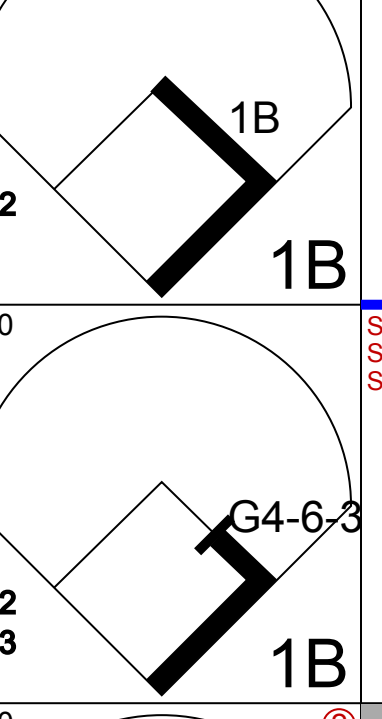
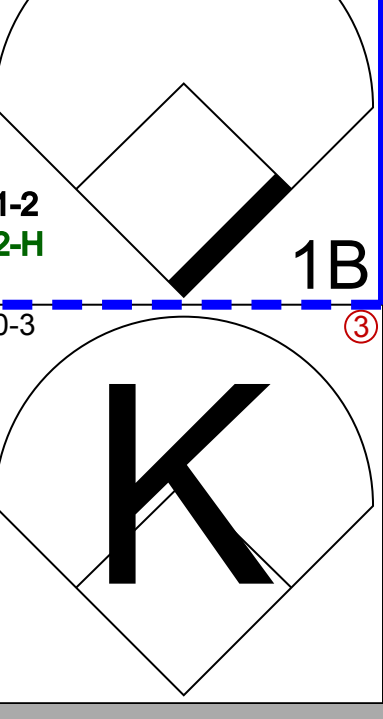
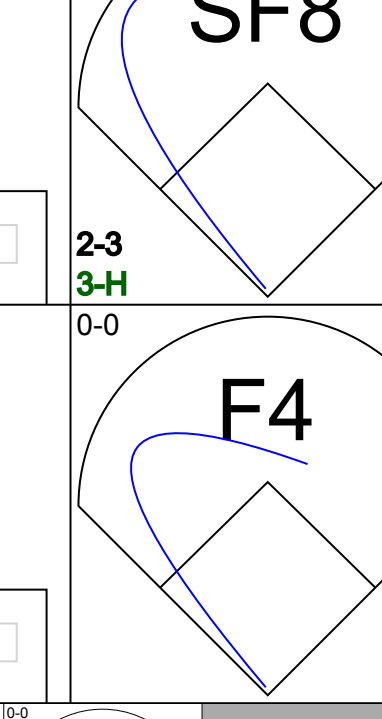
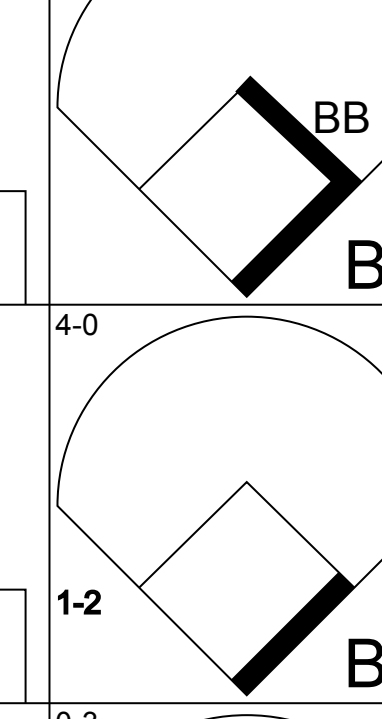
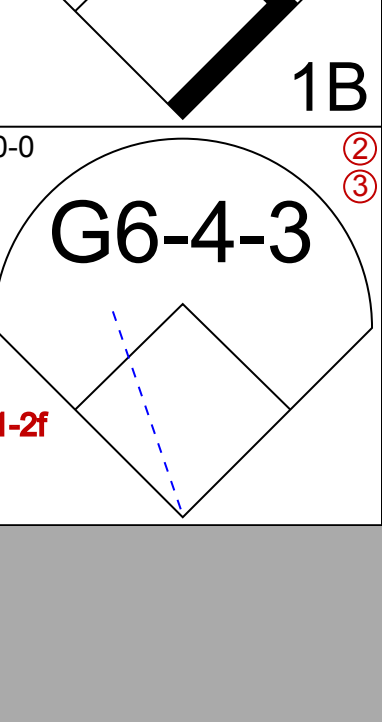
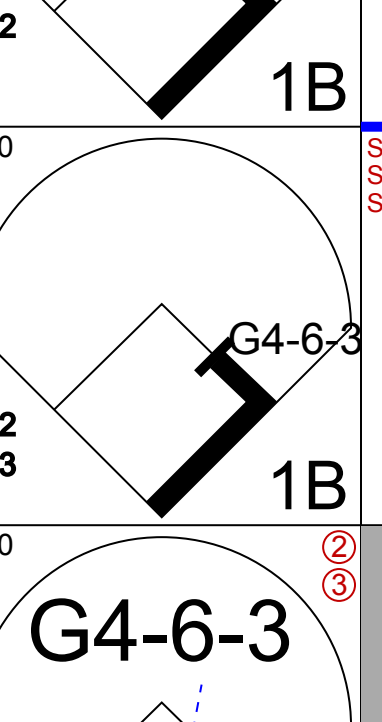
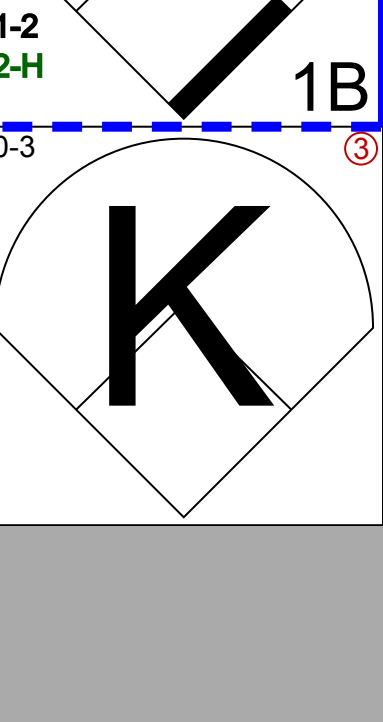
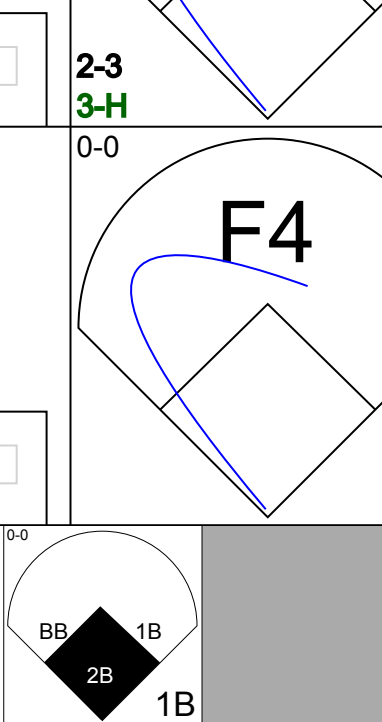
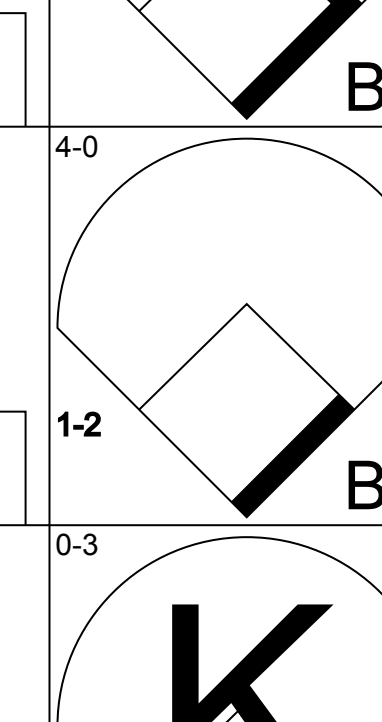
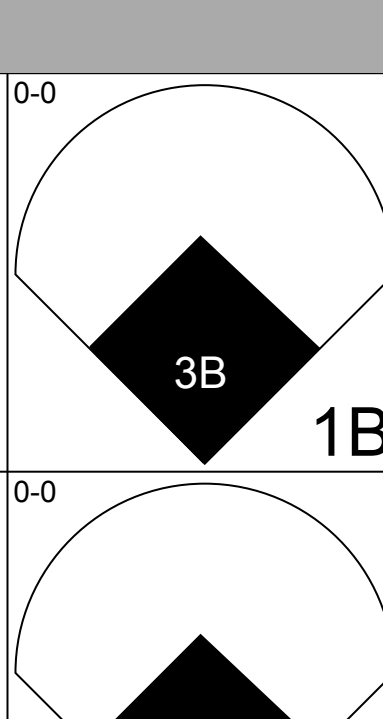
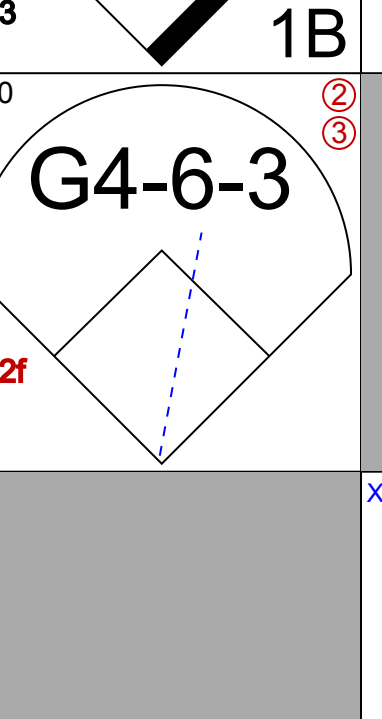
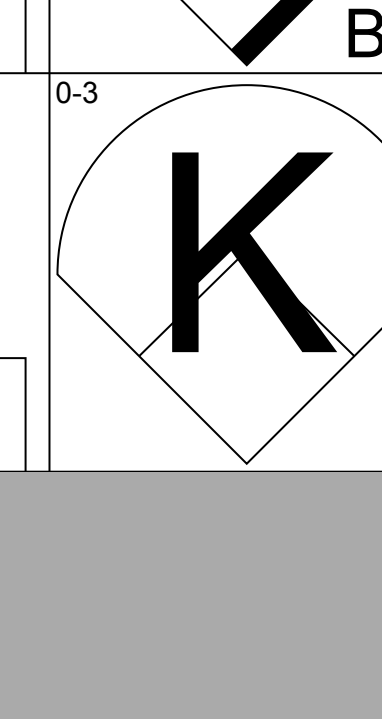
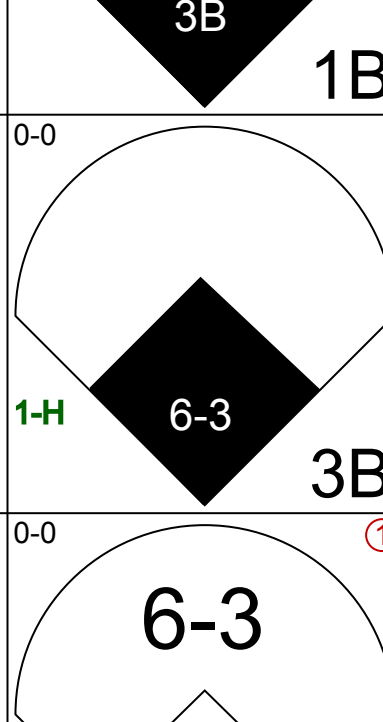
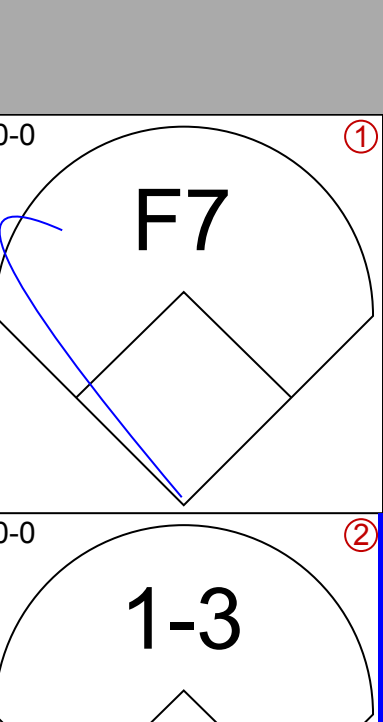
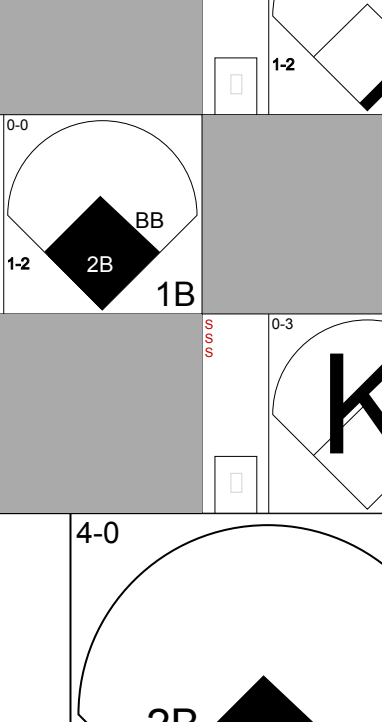
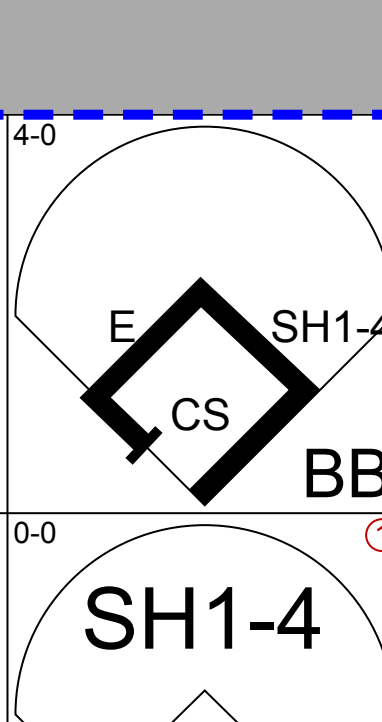
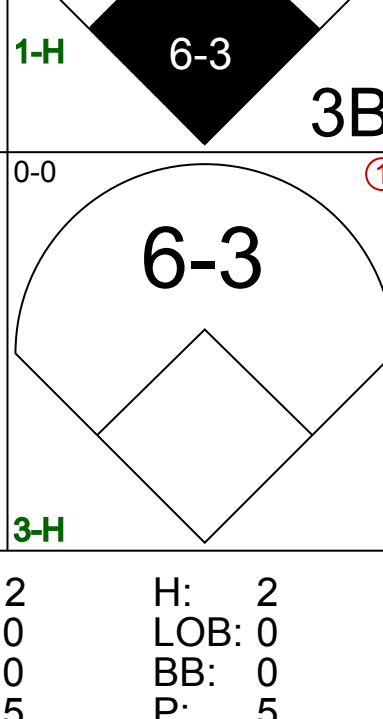
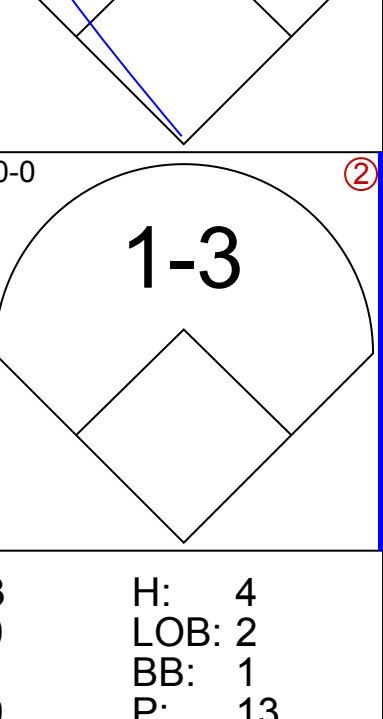
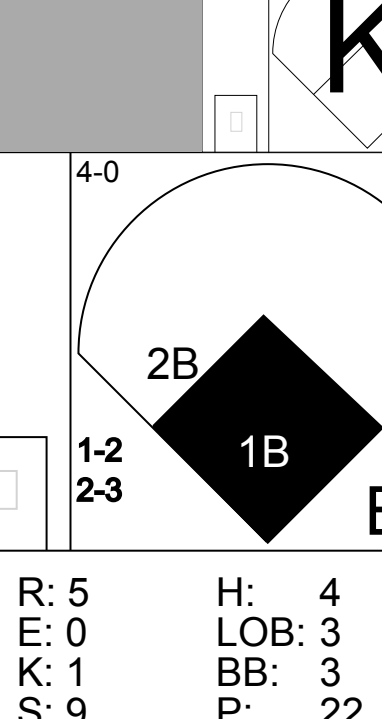
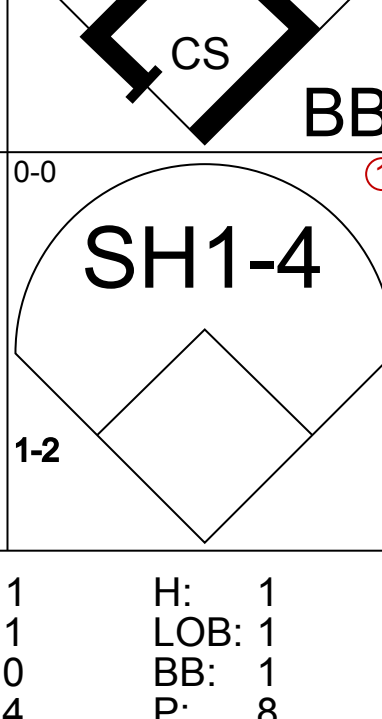


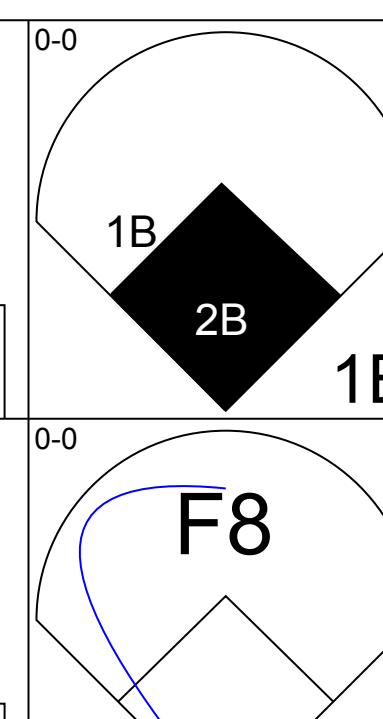
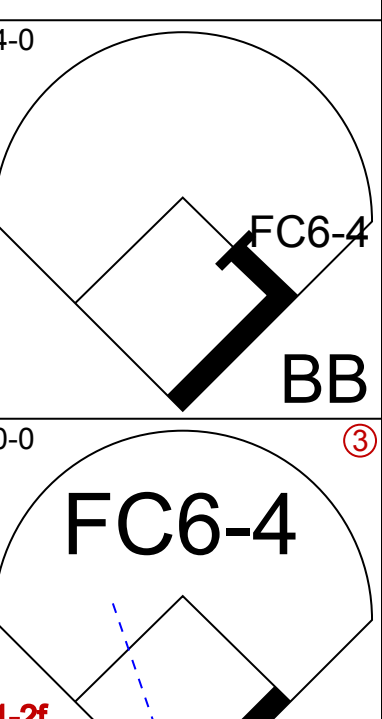
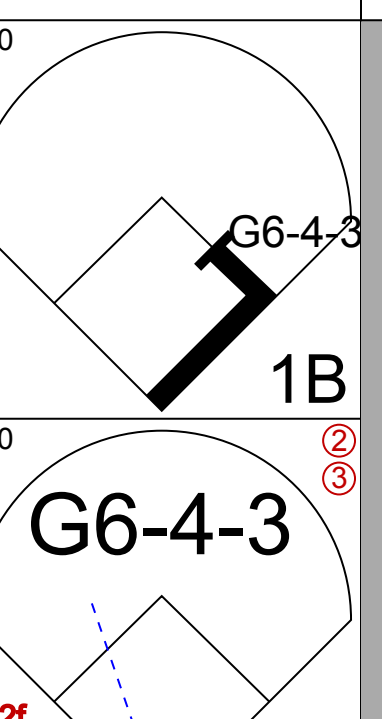
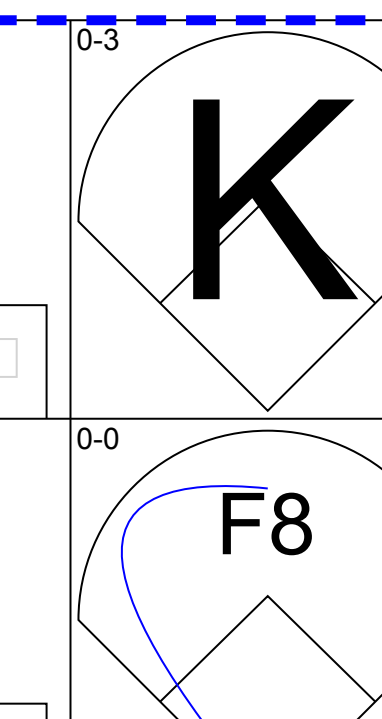
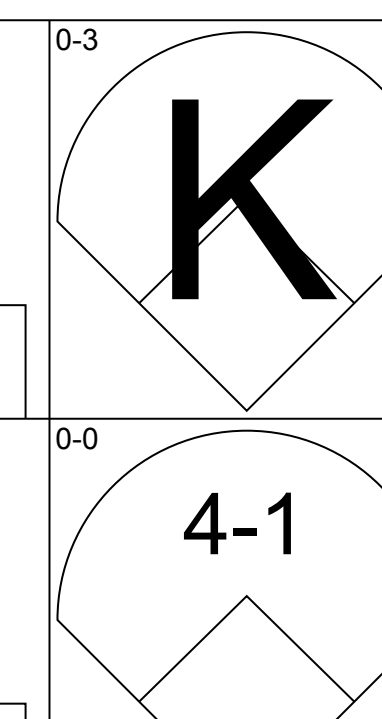

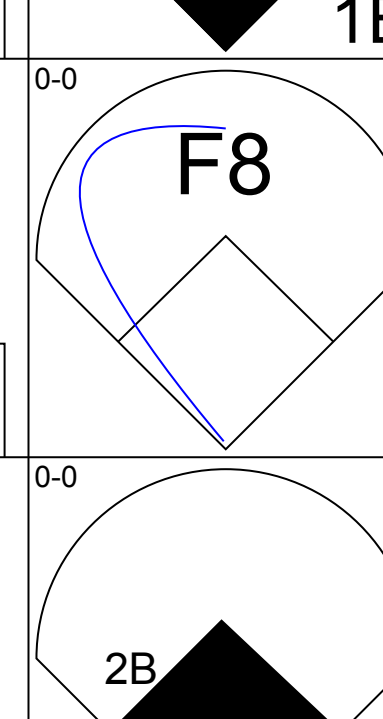
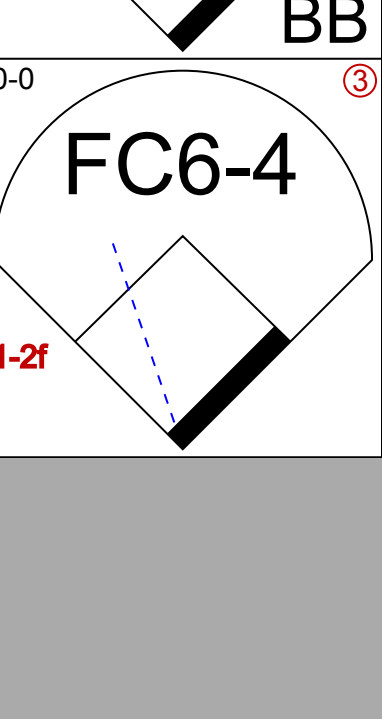
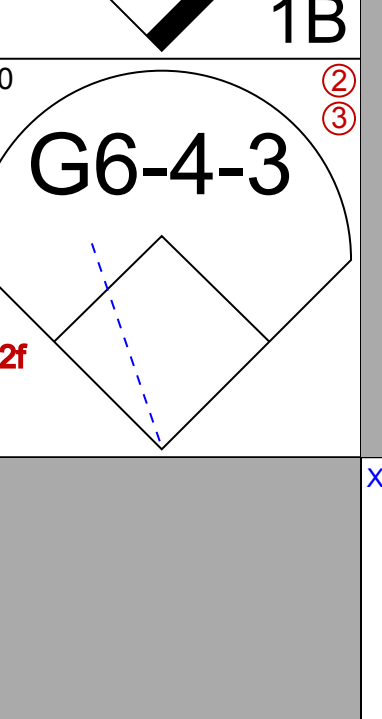
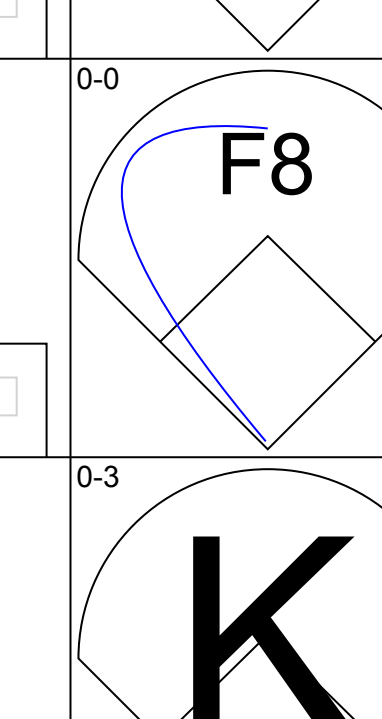
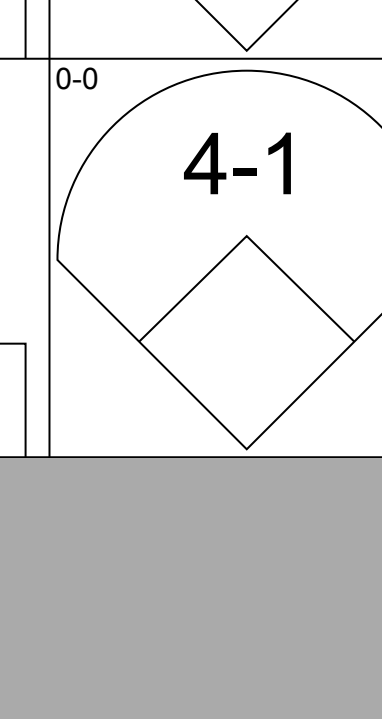
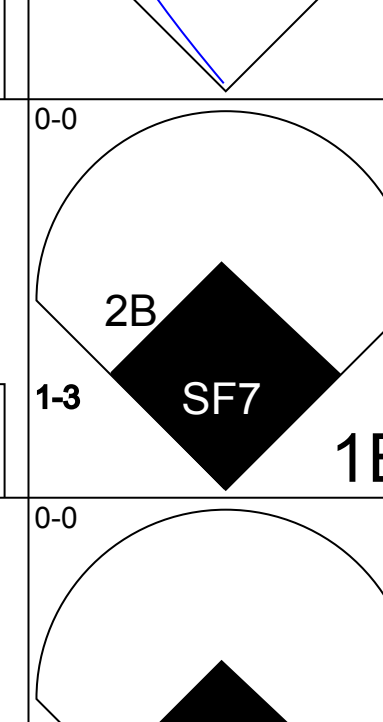
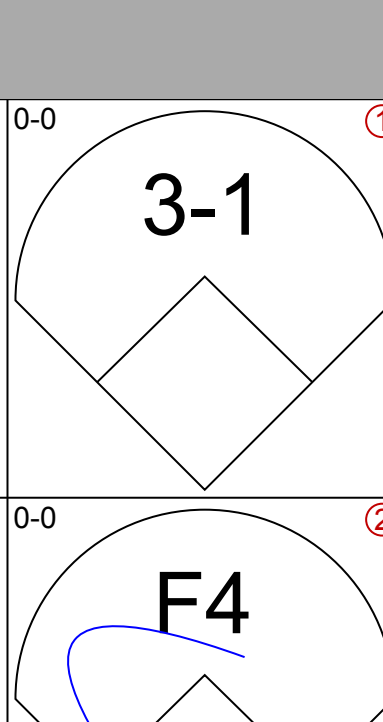
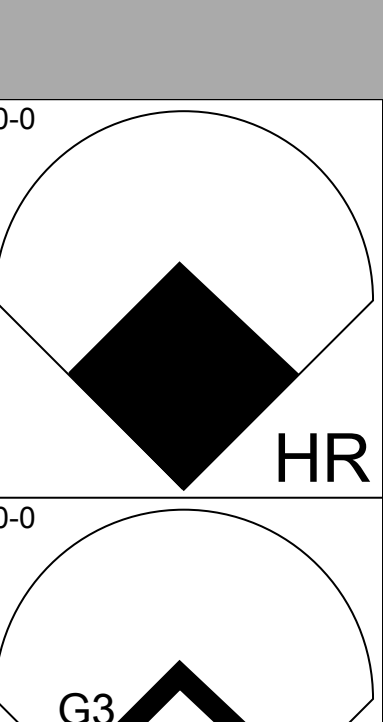
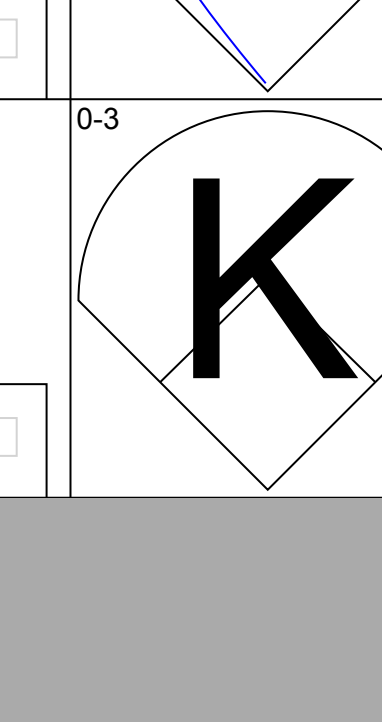
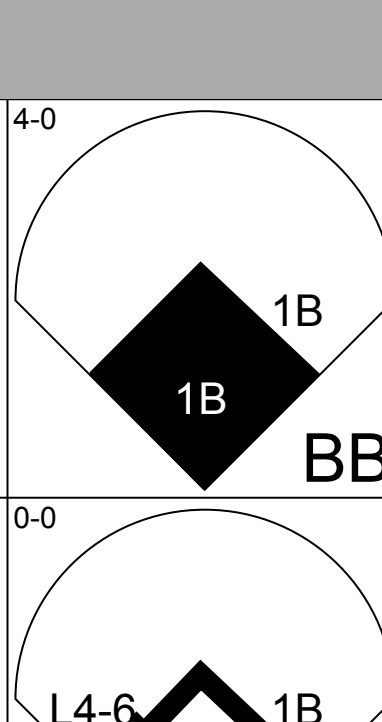
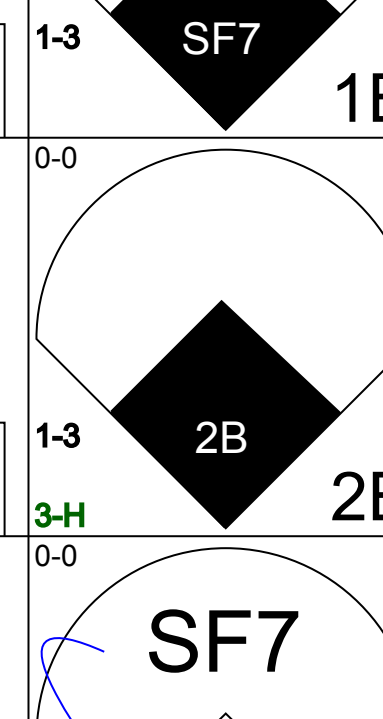
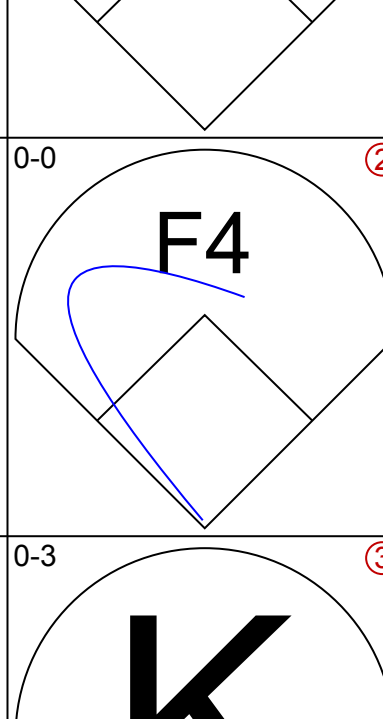
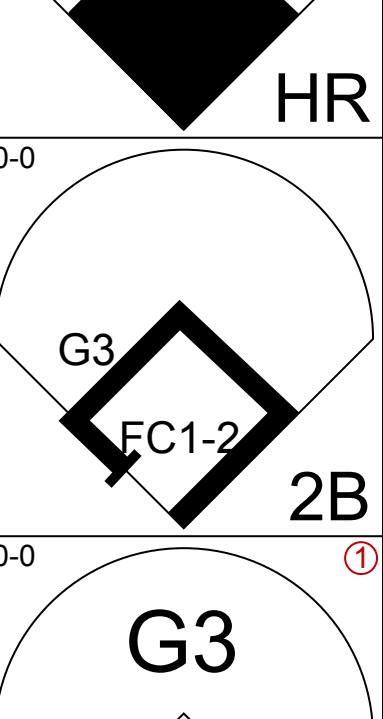
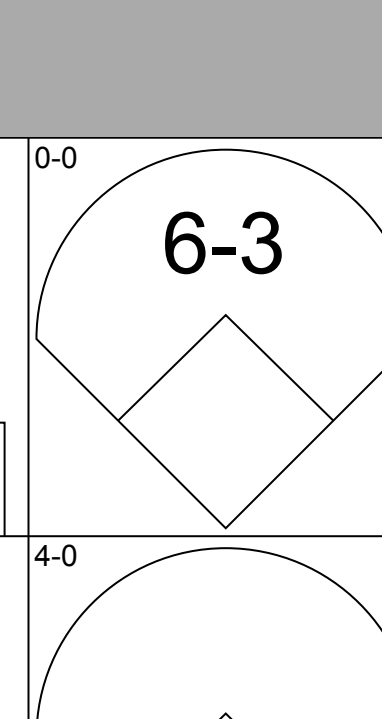
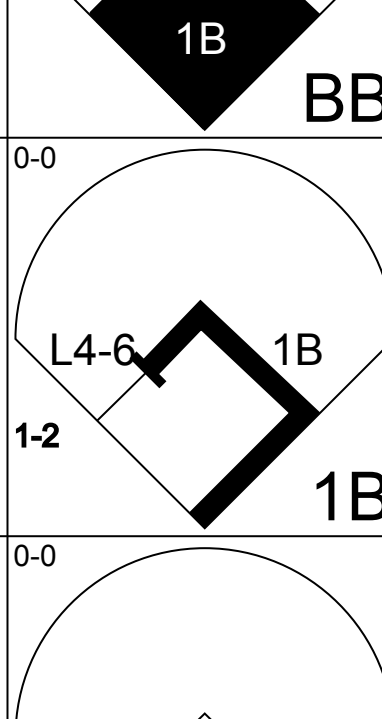
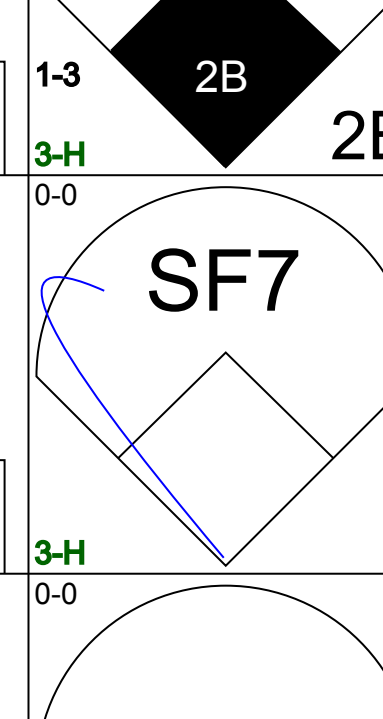
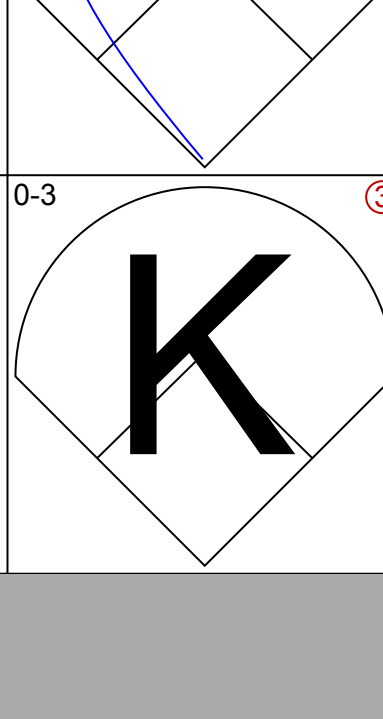
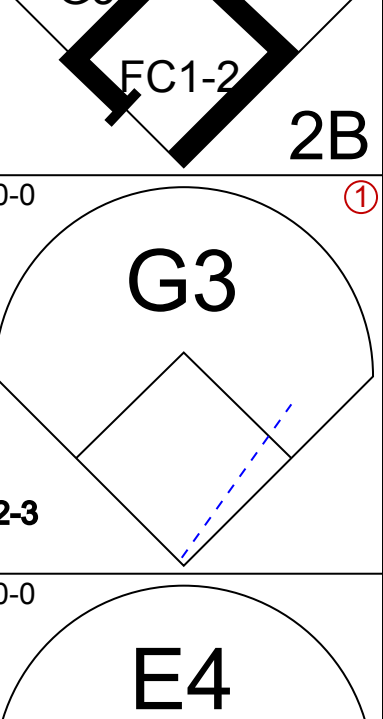
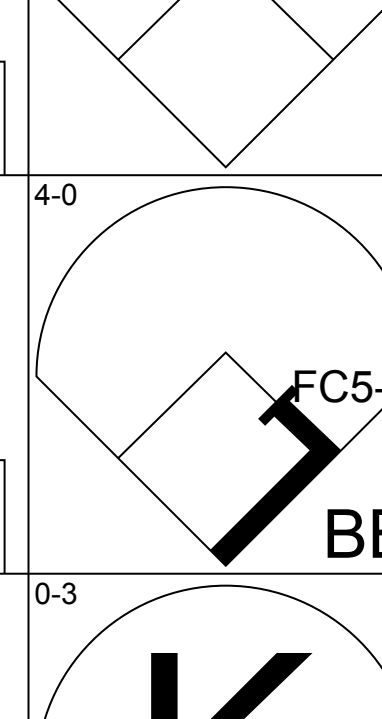
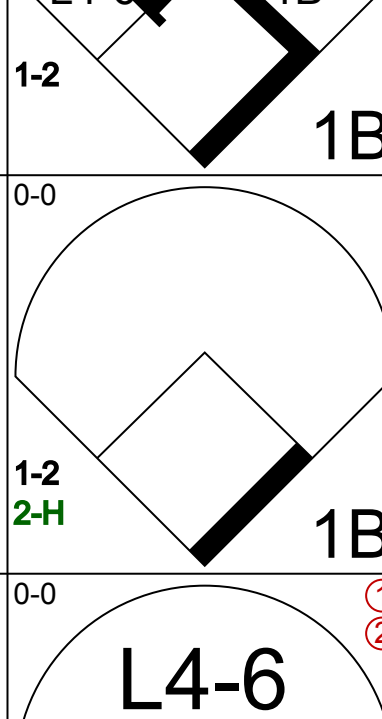
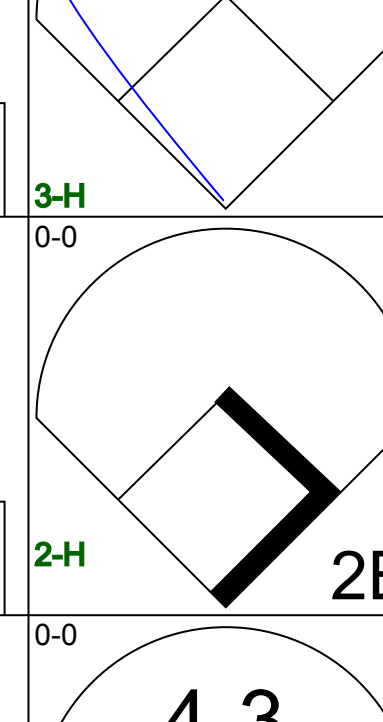
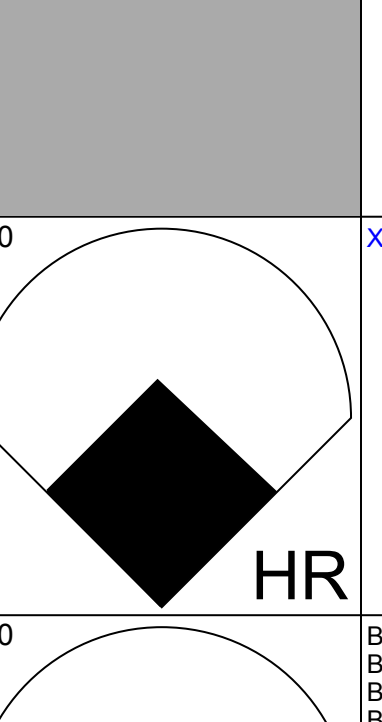



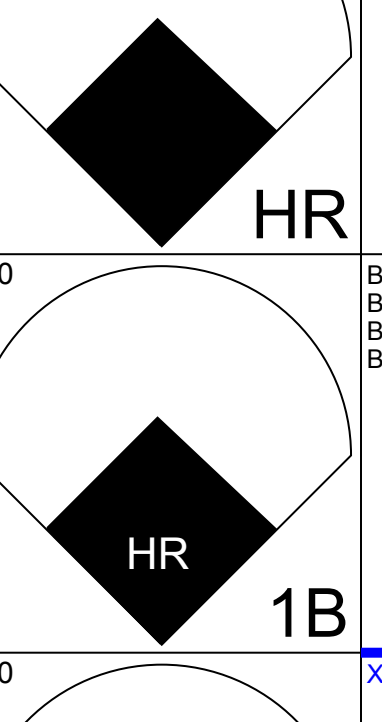


Batter	1	2	3	4	5	6	7	8	9	AB	R	H	RBI	BB	SO	LOB	BOTTOM							
Don Blasingame, L OBP: 0.278, SLG: 0.333 (1, 4)	0-0 F2		X 0-0 4-3			X 0-0 F4	X 0-0 F7		X 0-0 F7	5	0	0	0	0	0	3								
Ken McMullen, R OBP: 0.327, SLG: 0.423 (1, 5)	0-0 6-3		X 4-0 BB			X 0-0 F9		X 0-0 1B 2B		3	1	1	0	1	0	0								
Jim King, L OBP: 0.357, SLG: 0.449 (1, 9)	4-0 BB		X 0-0 6-3			X 4-0 1B BB		X 0-0 F8		2	0	0	0	2	0	2								
Frank Howard, R OBP: 0.344, SLG: 0.472 (1, 7)	0-0 5-3			X 0-3 K		X 0-0 1-2 1B		X 0-0 2H 1B		4	0	2	1	0	1	1								
Woodie Held, R OBP: 0.443, SLG: 0.595 (1, 8)		X 0-0 F2		X 0-0 1-3		X 0-0 G3		X 0-0 F7		4	0	0	0	0	0	3								
Bob Chance, L OBP: 0.295, SLG: 0.364 (1, 3)		X 0-0 2B		X 0-0 F4				X 0-0 4-3	X 0-0 4-3	4	0	1	0	0	0	1								
Mike Brumley, L OBP: 0.357, SLG: 0.113 Doug Camilli, R OBP: 0.253, SLG: 0.338 (9, PH)		X 0-3 K				X 0-0 F3		X 0-0 F7		3	0	0	0	0	1	1								
Ed Brinkman, R OBP: 0.225, SLG: 0.236 Joe Cunningham, L OBP: 0.444, SLG: 0.375 Ken Hamlin, R OBP: 0.291, SLG: 0.347 (7, PH) (7, PR) (8, 6)		X 0-3 K				X 0-0 F9		X 0-0 HBP 1B		2	0	0	0	0	1	1								
Phil Ortega, R OBP: 0.217, SLG: 0.273 Don Lock, R OBP: 0.357, SLG: 0.314 Steve Ridzik, R OBP: 0.167, SLG: 0.167 Don Zimmer, R OBP: 0.286, SLG: 0.389 (7, PH) (8, PH) (8, PH)			X 0-3 K			X 0-3 K		X 1-0 HBP	X 4-0 BB	2	0	0	0	0	2	0								
Inning Stats	R: 0 E: 0 K: 0 S: 3	H: 0 LOB: 1 BB: 1 P: 7	R: 0 E: 0 K: 2 S: 8	H: 1 LOB: 1 BB: 0 P: 8	R: 0 E: 0 K: 1 S: 5	H: 0 LOB: 1 BB: 1 P: 9	R: 0 E: 0 K: 1 S: 5	H: 0 LOB: 0 BB: 0 P: 5	R: 0 E: 0 K: 0 S: 4	H: 1 LOB: 2 BB: 1 P: 8	R: 0 E: 0 K: 0 S: 4	H: 1 LOB: 2 BB: 0 P: 5	R: 0 E: 0 K: 0 S: 5	H: 2 LOB: 1 BB: 0 P: 5	R: 0 E: 0 K: 1 S: 5	H: 0 LOB: 1 BB: 1 P: 9	1B: 3 2B: 2 3B: 0 HR: 0	SF: 0 SAC: 0 DP: 0 HBP: 1	WP: 0 PB: 0 SB: 0 CS: 0	PA: 37				
PITCHER	IP WLS BF H R ER SO BB IBB HBP BLK WP HR S P ERA WHIP	5.2 W 21 4 1 1 0 3 0 0 0 0 0 28 40 0.00 0.706	2.0 11 4 1 1 0 0 0 1 0 0 0 0 10 11 4.50 2.000	1.1 S 5 0 0 0 1 1 0 0 0 0 0 6 10 0.00 0.750																				

Minnesota Twins @ Washington Senators
D.C. Stadium, Washington, DC
Fri May 28 1965, 7:05 PM EDT
Att: 15,612 - Unknown

AB	32
R	1
H	5
RBI	1
BB	4
SO	6
LOB	12



Batter	1	2	3	4	5	6	7	8	9	AB	R	H	RBI	BB	SO	LOB	TOP					
Zoilo Versalles, R OBP: 0.299, SLG: 0.491					 1B	 2B			 2B	6	3	2	2	0	1	1	Minnesota Twins @ Washington Senators D.C. Stadium, Washington, DC Sat May 29 1965, 3:33 AM EDT Att: 3,373 - Unknown 					
Rich Rollins, R OBP: 0.285, SLG: 0.331					 1B	 1B				6	2	3	5	0	0	0						
Tony Oliva, L OBP: 0.281, SLG: 0.479					 1B	 1B		 1B		5	1	2	0	1	0	1						
Harmon Killebrew, R OBP: 0.387, SLG: 0.448				 1B	 1B	 BB		 1B		3	0	1	0	2	0	1						
Jimmie Hall, L OBP: 0.378, SLG: 0.511		 1B		 1B	 1B			 BB		3	0	3	1	0	0	0						
Joe Nossek, R OBP: 0.133, SLG: 0.077				 1B	 1B	 3H		 BB		0	0	0	1	1	0	0						
Bob Allison, R OBP: 0.390, SLG: 0.462		 1B		 1B				 BB		4	0	1	0	1	1	5						
Earl Battey, R OBP: 0.405, SLG: 0.421			 1B		 1B					3	2	2	0	0	0	3						
Jim Kaat, L OBP: 0.185, SLG: 0.185										0	0	0	0	0	0	0						
Jerry Fosnow, R										1	0	0	0	0	1	2						
Al Worthington, R										0	0	0	0	0	0	0						
Jerry Kindall, R OBP: 0.306, SLG: 0.336			 3B					 BB		4	2	2	1	1	1	3						
Mudcat Grant, R OBP: 0.154, SLG: 0.250						 1B		 1-2		1	0	0	1	0	0	0						
Mel Nelson, R										1	0	0	0	0	0	0						
Jim Perry, S										0	0	0	0	0	0	0						
Don Mincher, L OBP: 0.187, SLG: 0.478										0	0	0	0	0	1	0						
Dave Boswell, R OBP: 0.288, SLG: 0.422										0	1	0	0	0	0	0						
Jerry Zimmerman, R OBP: 0.301, SLG: 0.270										1	0	0	0	0	1	0						
Inning Stats	R: 0 E: 0 K: 1 S: 5	H: 0 LOB: 0 BB: 0 P: 5	R: 0 E: 0 K: 0 S: 3	H: 1 LOB: 0 BB: 0 P: 3	R: 2 E: 0 K: 0 S: 5	H: 2 LOB: 0 BB: 0 P: 5	R: 0 E: 0 K: 0 S: 5	H: 3 LOB: 2 BB: 0 P: 5	R: 3 E: 0 K: 1 S: 9	H: 4 LOB: 2 BB: 1 P: 13	R: 5 E: 0 K: 1 S: 9	H: 4 LOB: 3 BB: 3 P: 22	R: 0 E: 0 K: 1 S: 5	H: 0 LOB: 0 BB: 0 P: 5	R: 0 E: 0 K: 1 S: 5	H: 1 LOB: 2 BB: 2 P: 13	R: 1 E: 1 K: 0 S: 4	H: 1 LOB: 1 BB: 1 P: 8	1B: 12 2B: 2 3B: 1 HR: 1	SF: 1 SAC: 1 DP: 3 HBP: 1	WP: 0 PB: 0 CS: 0 CS: 2	PA: 48
PITCHER	IP WLS BF H R ER SO BB IBB HBP BLK WP HR S P ERA WHIP																					
Bennie Daniels, R ERA: 3.71	(1, 1) 4.2 23 10 5 5 1 1 0 0 0 0 0 1 24 28 9.64 2.357																					
Buster Narum, R ERA: 8.15	(5, 1) 0.1 L 4 2 3 3 1 1 0 0 0 0 0 0 0 5 9 81.00 9.000																					
Steve Ridzik, R ERA: 4.23	(6, 1) 0.0 2 2 1 1 0 0 0 0 0 0 0 0 2 2 ∞ ∞																					
Frank Kreutzer, L ERA: 4.76	(6, 1) 3.0 14 1 1 1 3 4 0 1 0 0 0 0 15 32 3.00 1.667																					
Barry Moore, L ERA:	(9, 1) 1.0 5 1 1 0 0 1 0 0 0 0 0 0 4 8 0.00 2.000																					

Batter	1	2	3	4	5	6	7	8	9	AB	R	H	RBI	BB	SO	LOB	BOTTOM					
Don Blasingame, L OBP: 0.290, SLG: 0.340	 2B	 BB		 1B						3	1	2	0	1	1	0	Minnesota Twins @ Washington Senators D.C. Stadium, Washington, DC Sat May 29 1965, 3:33 AM EDT Att: 3,373 - Unknown 					
Don Lock, R OBP: 0.354, SLG: 0.311										1	0	0	0	0	1	1						
Barry Moore, L										0	0	0	0	0	0	0						
Ken McMullen, R OBP: 0.318, SLG: 0.409		 1-2		 1-2						5	0	0	0	0	0	4						
Jim King, L OBP: 0.371, SLG: 0.493	 1B				 1B			 BB		4	3	2	1	1	1	0						
Frank Howard, R OBP: 0.351, SLG: 0.488	 2B				 FC1-2			 1B		5	1	3	1	0	0	0						
Woodie Held, R OBP: 0.441, SLG: 0.586	 3H				 2-3	 BB		 1-2		3	0	1	2	1	1	1						
Bob Chance, L OBP: 0.304, SLG: 0.403										3	1	2	2	0	0	1						
Ken Hamlin, R OBP: 0.286, SLG: 0.340										1	0	0	0	0	1	1						
Joe Cunningham, L OBP: 0.436, SLG: 0.366										1	0	0	0	0	0	2						
Doug Camilli, R OBP: 0.283, SLG: 0.333					 1B	 BB		 1-2		4	1	1	0	1	0	3						
Ed Brinkman, R OBP: 0.226, SLG: 0.260				 1B	 1-2					4	1	1	2	0	1	3						
Bennie Daniels, L OBP: 0.267, SLG: 0.083										2	0	0	0	0	0	0						
Buster Narum, R OBP: 0.091, SLG: 0.364										1	0	0	0	0	0	3						
Steve Ridzik, R OBP: 0.187, SLG: 0.167										0	0	0	0	0	0	0						
Frank Kreutzer, R										0	0	0	0	0	0	0						
Don Zimmer, R OBP: 0.302, SLG: 0.389										0	0	0	0	1	0	0						
Inning Stats	R: 3 E: 0 K: 0 S: 7	H: 4 LOB: 1 BB: 0 P: 7	R: 0 E: 0 K: 0 S: 3	H: 0 LOB: 1 BB: 1 P: 7	R: 0 E: 0 K: 1 S: 5	H: 0 LOB: 0 BB: 0 P: 5	R: 3 E: 0 K: 0 S: 6	H: 4 LOB: 0 BB: 0 P: 6	R: 1 E: 1 K: 0 S: 6	H: 2 LOB: 3 BB: 1 P: 10	R: 0 E: 0 K: 2 S: 7	H: 0 LOB: 0 BB: 0 P: 7	R: 0 E: 0 K: 1 S: 5	H: 0 LOB: 1 BB: 1 P: 9	R: 0 E: 0 K: 2 S: 7	H: 0 LOB: 1 BB: 1 P: 11	R: 1 E: 0 K: 0 S: 4	H: 2 LOB: 1 BB: 1 P: 8	1B: 6 2B: 4 3B: 0 HR: 3	SF: 1 SAC: 0 DP: 2 HBP: 0	WP: 0 PB: 0 CS: 0 CS: 0	PA: 43
PITCHER	IP WLS BF H R ER SO BB IBB HBP BLK WP HR S P ERA WHIP																					
Mudcat Grant, R ERA: 4.04	(1, 1) 3.0 17 7 6 6 1 1 0 0 0 0 0 1 7 11 6.75 3.000																					
Mel Nelson, L ERA: 4.22	(4, 1) 1.1 8 3 1 1 0 1 0 0 0 0 0 1 7 11 6.75 3.000																					
Jim Perry, R ERA: 2.25	(5, 1) 0.2 W 2 0 0 0 0 0 0 0 0 0 0 0 2 2 0.00 0.000																					
Jerry Fosnow, L ERA: 4.88	(6, 1) 3.2 15 2 1 1 5 3 0 0 0 0 0 0 22 34 2.46 1.364																					
Al Worthington, R ERA: 2.45	(9, 1) 0.1 S 1 0 0 0 0 0 0 0 0 0 0 0 1 1 0.00 0.000																					

Batter	1	2	3	4	5	6	7	8	9	AB	R	H	RBI	BB	SO	LOB	TOP			
Zoilo Versalles, R OBP: 0.307, SLG: 0.514										4	1	2	3	1	0	0	Minnesota Twins @ Washington Senators D.C. Stadium, Washington, DC Sun May 30 1965, 3:33 AM EDT Att: 9,518 - Unknown			
Jerry Kindall, R OBP: 0.303, SLG: 0.331										5	0	1	0	0	2	3				
Tony Oliva, L OBP: 0.273, SLG: 0.465										5	0	0	0	0	0	3				
Harmon Killebrew, R OBP: 0.387, SLG: 0.463 Don Mincher, L OBP: 0.346, SLG: 0.478										4	1	1	1	1	0	2				
Bob Allison, R OBP: 0.396, SLG: 0.459										3	2	1	0	2	1	1				
Rich Rollins, R OBP: 0.288, SLG: 0.333										5	0	2	0	0	0	2				
Joe Nossek, R OBP: 0.250, SLG: 0.235										4	1	3	1	0	0	2				
Jerry Zimmerman, R OBP: 0.311, SLG: 0.286									5	0	2	1	0	1	4					
Camilo Pascual, R OBP: 0.226, SLG: 0.433									3	1	1	0	0	0	2					
Inning Stats	R: 0 E: 0 K: 0 S: 4	H: 2 LOB: 1 BB: 0 P: 4	R: 1 E: 0 K: 1 S: 8	H: 3 LOB: 3 BB: 1 P: 12	R: 0 E: 0 K: 1 S: 3	H: 0 LOB: 1 BB: 1 P: 7	R: 3 E: 0 K: 1 S: 8	H: 3 LOB: 0 BB: 0 P: 8	R: 0 E: 1 K: 0 S: 4	H: 0 LOB: 1 BB: 0 P: 4	R: 1 E: 0 K: 0 S: 5	H: 2 LOB: 2 BB: 1 P: 9	R: 0 E: 0 K: 0 S: 3	H: 0 LOB: 0 BB: 0 P: 3	R: 1 E: 0 K: 2 S: 9	H: 2 LOB: 1 BB: 0 P: 9	1B: 10 2B: 1 3B: 0 HR: 2	SF: 1 SAC: 1 DP: 1 HBP: 0	WP: 0 PB: 0 SB: 0 CS: 0	PA: 44
PITCHER	IP WLS BF H R ER SO BB IBB HBP BLK WP HR S P ERA WHIP	IP WLS BF H R ER SO BB IBB HBP BLK WP HR S P ERA WHIP																		
Mike McCormick, L ERA: 3.35	(1, 1)	5.0	L	26	9	4	4	2	2	1	0	0	0	0	0	1	27	39	7.20	2.200
Buster Narum, R ERA: 5.07	(6, 1)	2.0		10	2	1	1	0	1	0	0	0	0	0	0	0	9	13	4.50	1.500
Steve Ridzik, R ERA: 4.24	(8, 1)	2.0		8	2	1	1	2	0	0	0	0	0	0	0	1	12	12	4.50	1.000

Batter	1	2	3	4	5	6	7	8	9	AB	R	H	RBI	BB	SO	LOB	BOTTOM			
Don Blasingame, L OBP: 0.283, SLG: 0.331										4	0	0	0	0	1	1	Minnesota Twins @ Washington Senators D.C. Stadium, Washington, DC Sun May 30 1965, 3:33 AM EDT Att: 9,518 - Unknown			
Ken McMullen, R OBP: 0.316, SLG: 0.405										4	0	1	0	0	0	1				
Jim King, L OBP: 0.366, SLG: 0.474										3	0	0	0	1	0	1				
Frank Howard, R OBP: 0.354, SLG: 0.488										4	0	2	0	0	1	0				
Woodie Held, R OBP: 0.426, SLG: 0.560										4	0	0	0	0	2	4				
Bob Chance, L OBP: 0.304, SLG: 0.397 Steve Ridzik, R OBP: 0.167, SLG: 0.167 Don Zimmer, R OBP: 0.316, SLG: 0.405										2	0	0	0	1	0	0				
Mike Brumley, L OBP: 0.167, SLG: 0.106										4	0	0	0	0	0	3				
Ed Brinkman, R OBP: 0.221, SLG: 0.254										3	0	0	0	0	2					
Mike McCormick, L OBP: 0.250, SLG: 0.077 Ken Hamlin, R OBP: 0.281, SLG: 0.333 Buster Narum, R OBP: 0.091, SLG: 0.364 Joe Cunningham, L OBP: 0.429, SLG: 0.357										0	0	0	0	1	0	0				
Inning Stats	R: 0 E: 0 K: 0 S: 3	H: 0 LOB: 0 BB: 0 P: 3	R: 0 E: 0 K: 1 S: 6	H: 1 LOB: 2 BB: 1 P: 10	R: 0 E: 0 K: 2 S: 8	H: 1 LOB: 3 BB: 2 P: 16	R: 0 E: 0 K: 0 S: 3	H: 0 LOB: 0 BB: 0 P: 3	R: 0 E: 0 K: 1 S: 5	H: 0 LOB: 0 BB: 0 P: 5	R: 0 E: 0 K: 0 S: 3	H: 0 LOB: 0 BB: 0 P: 3	R: 0 E: 0 K: 0 S: 4	H: 1 LOB: 1 BB: 0 P: 4	R: 0 E: 0 K: 0 S: 4	H: 1 LOB: 1 BB: 0 P: 4	1B: 4 2B: 0 3B: 0 HR: 0	SF: 0 SAC: 0 DP: 0 HBP: 0	WP: 0 PB: 0 SB: 0 CS: 0	PA: 34
PITCHER	IP WLS BF H R ER SO BB IBB HBP BLK WP HR S P ERA WHIP	IP WLS BF H R ER SO BB IBB HBP BLK WP HR S P ERA WHIP																		
Camilo Pascual, R ERA: 2.54	(1, 1)	9.0	W	34	4	0	0	4	3	0	0	0	0	0	0	0	39	51	0.00	0.778

Batter	1	2	3	4	5	6	7	8	9	AB	R	H	RBI	BB	SO	LOB	TOP								
Bert Campaneris, R OBP: 0.333, SLG: 0.429	0-0 4-3		0-0 F7			0-0 1B G4-6-3		0-0 F6		4	1	1	0	0	0	2	Kansas City Athletics @ Washington Senators D.C. Stadium, Washington, DC Mon May 31 1965, 3:33 AM EDT Unknown								
Wayne Causey, L OBP: 0.325, SLG: 0.286	4-0 BB		4-0 BB			0-0 1B G4-6-3		0-0 1B		2	0	2	0	2	0	0									
Jim Gentile, L OBP: 0.307, SLG: 0.547	0-0 F9		0-0 4-3			0-0 G4-6-3		0-0 F2		4	0	0	0	0	0	6									
Johnny Blanchard, L OBP: 0.284, SLG: 0.298 Ken Hareton, R OBP: 0.324, SLG: 0.429 Jim Dickson, L (8, 1)	0-0 4-3			0-0 3-1		0-0 4-3		0-0 F7		3	0	0	0	0	0	1									
Nelson Mathews, R OBP: 0.380, SLG: 0.430		4-0 CS BB		0-0 F3			0-3 K		0-0 FC6-4 1B	3	0	1	0	1	1	0									
Ed Charles, R OBP: 0.309, SLG: 0.400		0-3 K		0-0 F9			0-0 5-3		0-0 FC6-4	4	0	0	0	0	1	2									
Billy Bryan, L OBP: 0.319, SLG: 0.537		0-0 F3			0-0 4-3			0-3 K		4	1	1	1	0	1	1									
Dick Green, R OBP: 0.343, SLG: 0.405			0-0 F8		0-0 F4		0-0 5-3		0-0 F7	4	0	0	0	0	0	1									
John O'Donoghue, R OBP: 0.375, SLG: 0.333 Cattfish Hunter, R (5, 1) Mike Hershberger, R OBP: 0.221, SLG: 0.275 (8, 9)				0-0 F9		0-0 F9			0-0 1B	2	0	1	0	0	0	0									
				0-0 1B					0-0 1B	1	0	1	0	0	0	0									
Inning Stats	R: 0 E: 0 K: 0 S: 3	H: 0 LOB: 1 BB: 1 P: 7	R: 0 E: 0 K: 1 S: 4	H: 0 LOB: 0 BB: 1 P: 8	R: 0 E: 0 K: 0 S: 4	H: 1 LOB: 2 BB: 1 P: 8	R: 0 E: 0 K: 0 S: 3	H: 0 LOB: 0 BB: 0 P: 3	R: 0 E: 0 K: 0 S: 3	H: 0 LOB: 3 BB: 0 P: 3	R: 1 E: 0 K: 0 S: 4	H: 2 LOB: 0 BB: 0 P: 4	R: 1 E: 0 K: 1 S: 6	H: 1 LOB: 0 BB: 0 P: 6	R: 0 E: 0 K: 0 S: 5	H: 2 LOB: 2 BB: 0 P: 5	R: 0 E: 0 K: 1 S: 6	H: 1 LOB: 1 BB: 0 P: 6	1B: 6 2B: 0 3B: 0 HR: 1	SF: 0 SAC: 0 DP: 1 HBP: 0	WP: 0 PB: 0 SB: 0 CS: 1	PA: 35			
PITCHER	IP	WLS	BF	H	R	ER	SO	BB	IBB	HBP	BLK	WP	HR	S	P	ERA	WHIP								
Howie Koplitz, R ERA: 3.14	7.1	W	29	6	2	2	2	3	0	0	0	0	1	30	42	2.46	1.227								
Mike McCormick, L ERA: 3.33	0.1		1	0	0	0	0	0	0	0	0	0	0	1	1	0.00	0.000								
Steve Riddick, R ERA: 4.1	1.1	S	5	1	0	0	1	0	0	0	0	0	0	7	7	0.00	0.750								

Batter	1	2	3	4	5	6	7	8	9	AB	R	H	RBI	BB	SO	LOB	BOTTOM								
Joe Cunningham, L OBP: 0.426, SLG: 0.362	0-0 1-3					0-0 HR		0-0 F7		5	1	2	2	0	1	0	Kansas City Athletics @ Washington Senators D.C. Stadium, Washington, DC Mon May 31 1965, 3:33 AM EDT Unknown								
Ken McMullen, R OBP: 0.313, SLG: 0.417	0-3 K		0-0 FC4-6		0-0 HR		0-0 F5		0-0 F8	5	1	1	2	0	1	1									
Woodie Held, R OBP: 0.433, SLG: 0.564	4-0 1B		0-0 6-3		0-0 1B		4-0 PB		0-3 K	3	1	1	0	2	1	0									
Frank Howard, R OBP: 0.362, SLG: 0.491	0-0 FC4-6		0-0 L8		0-0 BB		4-0 BB		0-0 BB	3	0	2	0	1	0	0									
Don Lock, R OBP: 0.349, SLG: 0.306 Jim King, L OBP: 0.368, SLG: 0.468	0-0 FC4-6		0-0 6-3		4-0 BB		0-0 F4			2	0	0	0	0	0	2									
Don Zimmer, R OBP: 0.333, SLG: 0.400		0-0 SH3-4		0-0 6-3		4-0 BB		0-0 5-6-3		3	1	1	1	1	0	0									
Ken Hamlin, R OBP: 0.271, SLG: 0.321 Don Blasingame, L OBP: 0.286, SLG: 0.333		0-0 F9		0-0 6-3		0-3 K		0-0 1B		2	0	0	0	0	0	1									
Ed Brinkman, R OBP: 0.221, SLG: 0.254		0-0 E6		0-0 6-3		0-0 K		0-0 F2		4	1	1	0	0	0	5									
Howie Koplitz, R Mike McCormick, L Steve Riddick, R		0-0 SH3-4		0-0 2-3		0-3 K		0-3 K		3	0	0	0	0	2	5									
		1-2 2-3								0	0	0	0	0	0	0									
Inning Stats	R: 0 E: 0 K: 1 S: 6	H: 1 LOB: 2 BB: 1 P: 10	R: 2 E: 1 K: 0 S: 6	H: 2 LOB: 1 BB: 0 P: 6	R: 0 E: 0 K: 0 S: 3	H: 0 LOB: 0 BB: 0 P: 3	R: 0 E: 0 K: 0 S: 4	H: 1 LOB: 1 BB: 0 P: 4	R: 3 E: 0 K: 2 S: 11	H: 4 LOB: 3 BB: 2 P: 19	R: 0 E: 0 K: 1 S: 5	H: 0 LOB: 2 BB: 2 P: 13	R: 0 E: 0 K: 1 S: 6	H: 1 LOB: 1 BB: 0 P: 6	R: 0 E: 0 K: 1 S: 5	H: 0 LOB: 0 BB: 0 P: 5	1B: 7 2B: 1 3B: 0 HR: 1	SF: 0 SAC: 1 DP: 0 HBP: 0	WP: 1 PB: 1 SB: 0 CS: 0	PA: 39					
PITCHER	IP	WLS	BF	H	R	ER	SO	BB	IBB	HBP	BLK	WP	HR	S	P	ERA	WHIP								
John O'Donoghue, L ERA: 4.32	4.0	L	22	8	5	4	1	1	0	0	0	0	1	23	27	9.00	2.250								
Cattfish Hunter, R ERA: 5.25	3.0		14	1	0	0	4	3	1	0	0	1	0	18	34	0.00	1.333								
Jim Dickson, R ERA: 4.84	1.0		3	0	0	0	1	0	0	0	0	0	0	5	5	0.00	0.000								

Batter	1	2	3	4	5	6	7	8	9	AB	R	H	RBI	BB	SO	LOB	TOP			
Bert Campaneris, R (1.7) OBP: 0.331, SLG: 0.442	0-0 6-3		0-0 HR		0-0 F8		0-0 F8			4	1	1	1	0	0	1	Kansas City Athletics @ Washington Senators D.C. Stadium, Washington, DC Mon May 31 1965, 3:38 AM EDT Att: 11,018 - Unknown			
Wayne Causey, L (1.6) OBP: 0.339, SLG: 0.290	4-0 G6-4-3 BB		4-0 WP BB		0-0 4-3			0-0 WP 1B		2	0	1	0	2	0	0				
Ken Harrelson, R (1.3) OBP: 0.319, SLG: 0.409	0-0 G6-4-3 1-2		4-0 BB		0-0 5-3			0-0 F9 1-2		3	0	0	0	1	0	2				
Nelson Mathews, R (1.8) OBP: 0.365, SLG: 0.410		0-0 F3	0-3 K		0-0 5-3			0-3 K		4	0	0	0	0	2	3				
Ed Charles, R (1.5) OBP: 0.314, SLG: 0.399		0-0 S 1B		0-0 F9		4-0 FC6-4 BB		0-0 F9		3	0	1	0	1	0	1				
Mike Hershberger, R (1.9) OBP: 0.222, SLG: 0.265	0-0 6-3 1-2		4-0 BB		0-0 FC6-4 1-2			0-0 F2		3	0	0	0	1	0	2				
Dick Green, R (1.4) OBP: 0.335, SLG: 0.395		0-3 K		0-0 F8			0-0 F8		0-0 F3	4	0	0	0	0	1	2				
Rene Lachemann, R (1.2) OBP: 0.324, SLG: 0.563			0-0 F7	0-0 5-3			0-0 F3		0-3 K	4	0	0	0	0	1	1				
Diego Segui, R (1.1) OBP: 0.353, SLG: 0.438			0-3 K		0-3 K					3	0	1	0	0	2	0				
Orlando Pena, R (8.1) OBP: 0.200, SLG: 0.111										0	0	0	0	0	0	0				
Inning Stats	R: 0 E: 0 K: 0 S: 2	H: 0 LOB: 0 BB: 1 P: 6	R: 0 E: 0 K: 1 S: 6	H: 1 LOB: 1 BB: 0 P: 6	R: 1 E: 0 K: 2 S: 8	H: 1 LOB: 2 BB: 2 P: 16	R: 0 E: 0 K: 0 S: 3	H: 0 LOB: 1 BB: 1 P: 7	R: 0 E: 0 K: 1 S: 5	H: 0 LOB: 0 BB: 0 P: 5	R: 0 E: 0 K: 0 S: 3	H: 1 LOB: 1 BB: 0 P: 4	R: 0 E: 0 K: 1 S: 6	H: 1 LOB: 0 BB: 0 P: 6	R: 0 E: 0 K: 1 S: 5	H: 0 LOB: 0 BB: 0 P: 5	1B: 2 2B: 1 3B: 0 HR: 1	SF: 0 SAC: 0 DP: 1 HBP: 0	WP: 2 PB: 0 SB: 1 CS: 0	PA: 35
PITCHER Pete Richert, L (1.1) ERA: 4.18	IP: 9.0 WLS: W BF: 35 H: 4 R: 1 ER: 1 SO: 6 BB: 5 IBB: 0 HBP: 0 BLK: 0 WP: 2 HR: 1 S: 42 P: 62 ERA: 1.00 WHIP: 1.000															PITCHER				

AB	30
R	1
H	4
RBI	1
BB	5
SO	6
LOB	12



Batter	1	2	3	4	5	6	7	8	9	AB	R	H	RBI	BB	SO	LOB	BOTTOM			
Joe Cunningham, L (1.3) OBP: 0.415, SLG: 0.373	0-0 3-1			0-0 2B	0-0 F7			0-0 4-3		4	0	1	0	0	0	0	Kansas City Athletics @ Washington Senators D.C. Stadium, Washington, DC Mon May 31 1965, 3:38 AM EDT Att: 11,018 - Unknown			
Don Blasingame, L (1.4) OBP: 0.285, SLG: 0.349	0-0 5-3			0-3 K		0-0 1-3		0-0 HR		4	1	1	1	0	1	1				
Ken McMullen, R (1.5) OBP: 0.312, SLG: 0.413	0-0 F3			0-0 1-3		0-3 K		0-0 1B		4	0	1	0	0	1	1				
Frank Howard, R (1.7) OBP: 0.355, SLG: 0.480		0-3 K		0-3 K		0-3 K		0-3 K		4	0	0	0	0	4	2				
Don Lock, R (9.8) OBP: 0.349, SLG: 0.306										0	0	0	0	0	0	0				
Jim King, L (1.9) OBP: 0.378, SLG: 0.525		0-3 K			0-0 6-3 1B 2B		0-0 HR			3	2	2	1	0	1	0				
Woodie Held, R (1.8) OBP: 0.423, SLG: 0.546		0-3 K			0-0 6-3 2-3		0-3 K			3	0	0	0	0	2	1				
Mike Brumley, L (1.2) OBP: 0.173, SLG: 0.116				0-0 F8	0-0 HR 1B		0-0 4-3			3	1	1	1	0	0	0				
Ed Brinkman, R (1.6) OBP: 0.224, SLG: 0.277			0-3 K		0-0 K 1-H HR		0-0 F7			3	1	1	2	0	1	0				
Pete Richert, L (1.1) OBP: 0.071, SLG: 0.071			0-3 K		0-3 K			0-3 K2-3		3	0	0	0	0	3	0				
Inning Stats	R: 0 E: 0 K: 0 S: 3	H: 0 LOB: 0 BB: 0 P: 3	R: 0 E: 0 K: 3 S: 9	H: 0 LOB: 0 BB: 0 P: 9	R: 0 E: 0 K: 2 S: 7	H: 0 LOB: 0 BB: 0 P: 7	R: 0 E: 0 K: 2 S: 8	H: 1 LOB: 1 BB: 0 P: 8	R: 3 E: 0 K: 1 S: 8	H: 3 LOB: 0 BB: 0 P: 8	R: 0 E: 0 K: 2 S: 7	H: 0 LOB: 0 BB: 0 P: 7	R: 1 E: 0 K: 1 S: 6	H: 1 LOB: 0 BB: 0 P: 6	R: 1 E: 0 K: 2 S: 9	H: 2 LOB: 1 BB: 0 P: 9	1B: 2 2B: 2 3B: 0 HR: 3	SF: 0 SAC: 0 DP: 0 HBP: 0	WP: 0 PB: 0 SB: 0 CS: 0	PA: 31
PITCHER Diego Segui, R (1.1) ERA: 4.86	IP: 7.0 WLS: L BF: 26 H: 5 R: 4 ER: 4 SO: 11 BB: 0 IBB: 0 HBP: 0 BLK: 0 WP: 0 HR: 2 S: 48 P: 48 ERA: 5.14 WHIP: 0.714															PITCHER				
Orlando Pena, R (8.1) ERA: 5.28	IP: 1.0 WLS: L BF: 5 H: 2 R: 1 ER: 1 SO: 2 BB: 0 IBB: 0 HBP: 0 BLK: 0 WP: 0 HR: 1 S: 9 P: 9 ERA: 9.00 WHIP: 2.000															PITCHER				



Batter	1	2	3	4	5	6	7	8	9	AB R H RBI BB SO LOB	TOP												
Joe Cunningham, L (1, 3) OBP: 0.413, SLG: 0.431	E6 G4-6-3		1-3		4-3		E4 2B HR		1-3	5 1 0 0 0 0 0	Washington Senators @ Minnesota Twins Metropolitan Stadium, Bloomington, MI Fri Jun 04 1965, 8:05 PM EDT Att: 12,765 - Unknown - 73 F												
Ken McMullen, R (1, 5) OBP: 0.328, SLG: 0.448	G4-6-3				4-3		HR		5-3	5 1 2 0 0 0 1													
Woodie Held, R (1, 9) OBP: 0.419, SLG: 0.556	1B		G6-4-3			F9	HR			4 1 2 3 0 0 1													
Frank Howard, R (1, 7) OBP: 0.369, SLG: 0.523	1B			E6 2B		1-3 BB	K			4 1 2 0 0 1 0													
Don Lock, R (1, 8) OBP: 0.351, SLG: 0.312	K			2B		1-3 BB	5-3			3 0 1 1 1 1 2													
Don Zimmer, R (1, 2) OBP: 0.351, SLG: 0.391				6-3		1-3		F5		4 0 1 0 0 0 3													
Ken Hamlin, R (1, 4) OBP: 0.254, SLG: 0.298	F3			6-3		L8		E1		4 0 0 0 0 0 4													
Ed Brinkman, R (1, 6) OBP: 0.221, SLG: 0.284	F8			6-3			E	G5-4-3		4 1 1 0 0 0 3													
Howie Kopitz, R (1, 1) Steve Ritzik, R (6, 1) Frank Kreutzer, R (6, 1) Doug Camilli, R (7, 7) Marshall Bridges, S (7, 1) Bob Chance, L (6, 7) OBP: 0.302, SLG: 0.294	F8				F8		P4	L3		2 0 0 0 0 0 1 0 0 0 0 0 0 0 0 0 0 0 0 0 0 1 0 0 0 0 0 1 0 0 0 0 0 0 0 1 0 0 0 0 0 0													
Inning Stats	R: 0 E: 1 K: 1 S: 7	H: 2 LOB: 2 BB: 0 P: 7	R: 0 E: 0 K: 0 S: 4	H: 1 LOB: 1 BB: 0 P: 4	R: 0 E: 0 K: 0 S: 3	H: 1 LOB: 1 BB: 0 P: 3	R: 1 E: 1 K: 0 S: 5	H: 1 LOB: 1 BB: 0 P: 5	R: 0 E: 0 K: 0 S: 3	H: 0 LOB: 0 BB: 0 P: 3		R: 0 E: 0 K: 0 S: 4	H: 1 LOB: 2 BB: 1 P: 8	R: 4 E: 1 K: 1 S: 9	H: 3 LOB: 0 BB: 0 P: 9	R: 0 E: 0 K: 0 S: 3	H: 0 LOB: 0 BB: 0 P: 3	R: 0 E: 0 K: 0 S: 3	H: 0 LOB: 0 BB: 0 P: 3	1B: 4 2B: 4 3B: 0 HR: 1	SF: 0 SAC: 0 DP: 3 HBP: 0	WP: 0 PB: 0 SB: 0 CS: 0	PA: 38
PITCHER	IP WLS BF H R ER SO BB IBB HBP BLK WP HR S P ERA WHIP											PITCHER	IP WLS BF H R ER SO BB IBB HBP BLK WP HR S P ERA WHIP										
Jim Kaat, L (1, 1) ERA: 2.08	6.1 W 30 9 5 3 1 1 0 0 0 0 1 31 35 4.26 1.579											Jerry Fosnow, L (7, 1) ERA: 4.23	2.2 S 8 0 0 0 1 0 0 0 0 0 0 10 10 0.00 0.000										

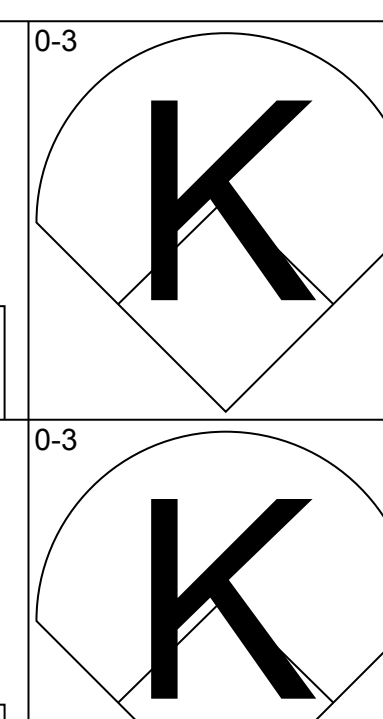
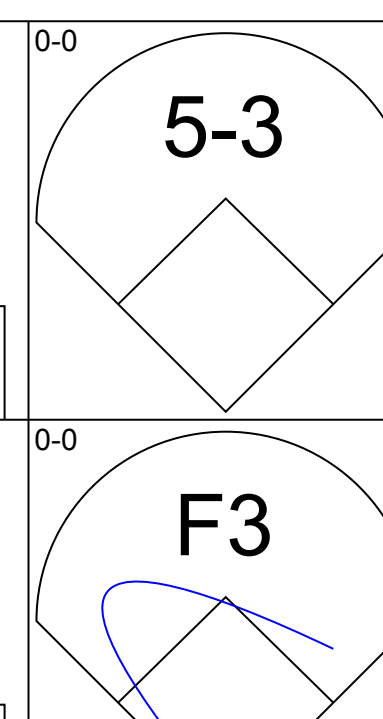
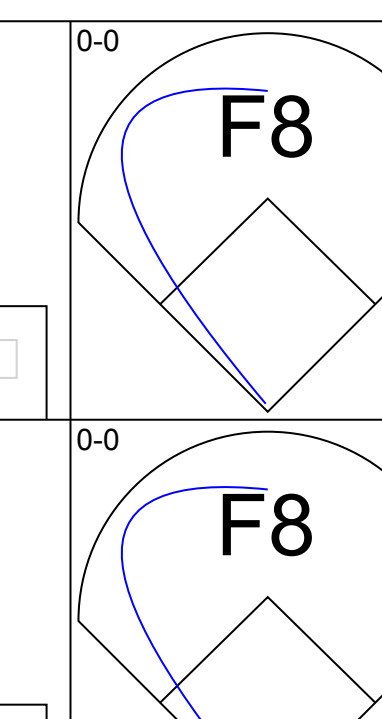
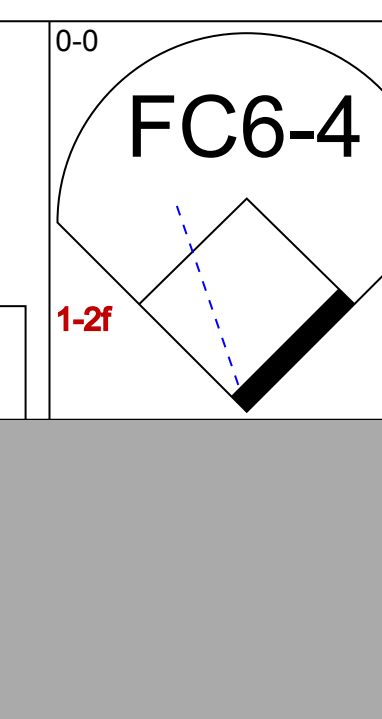
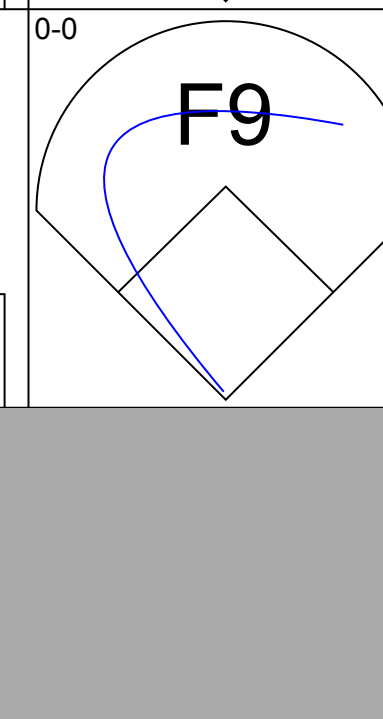
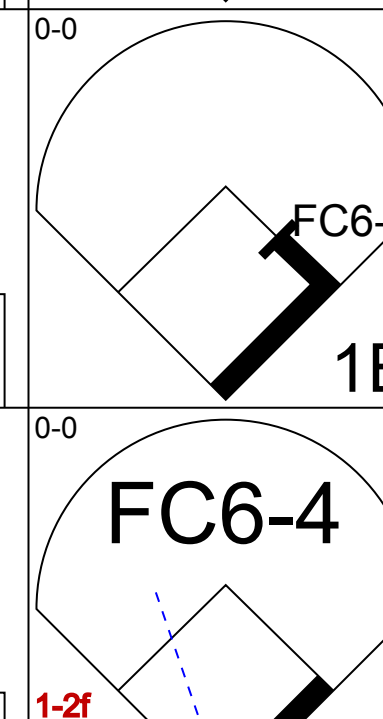

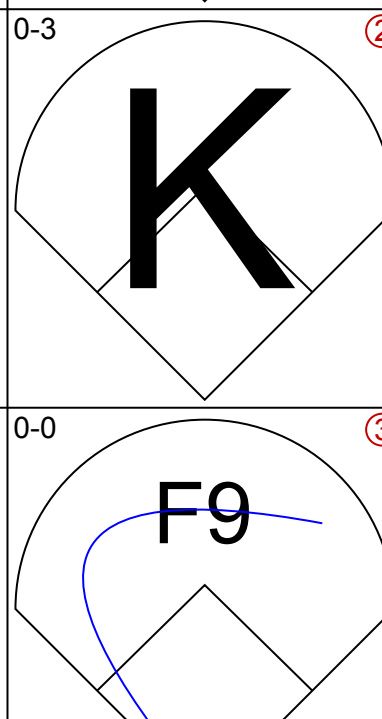


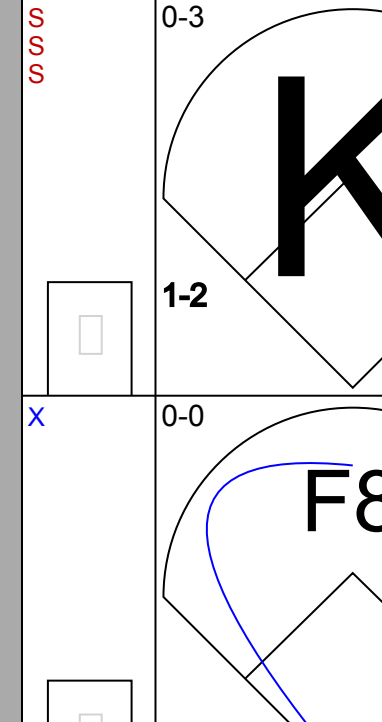

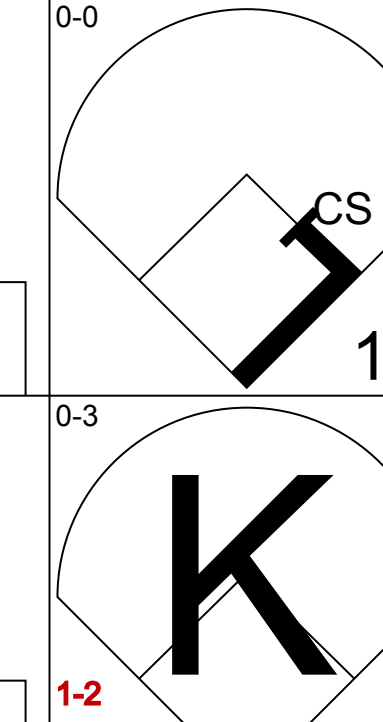

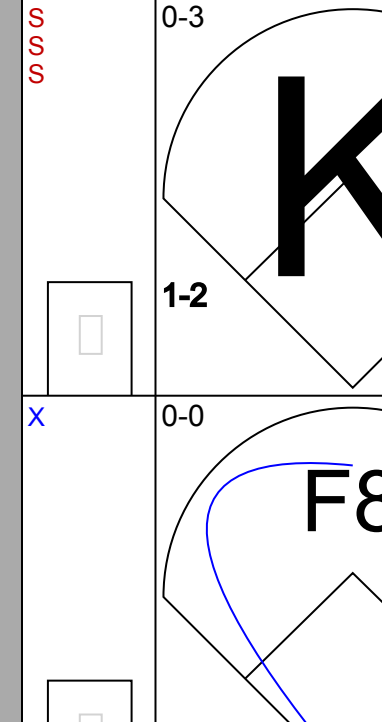




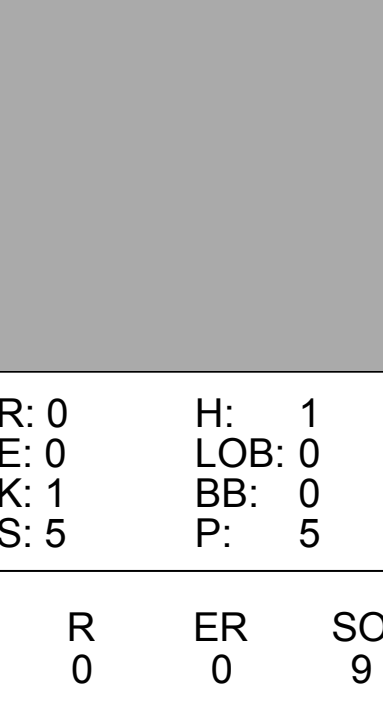

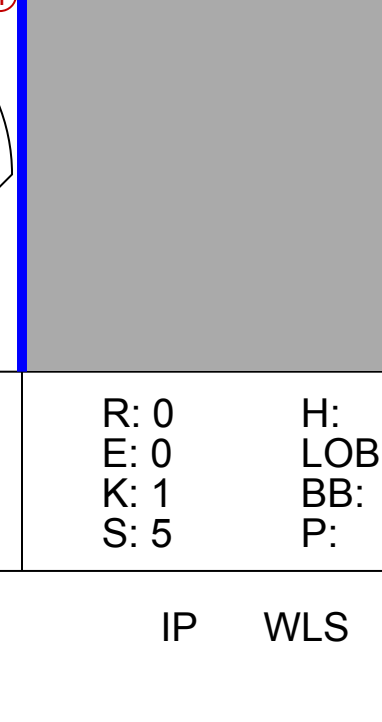
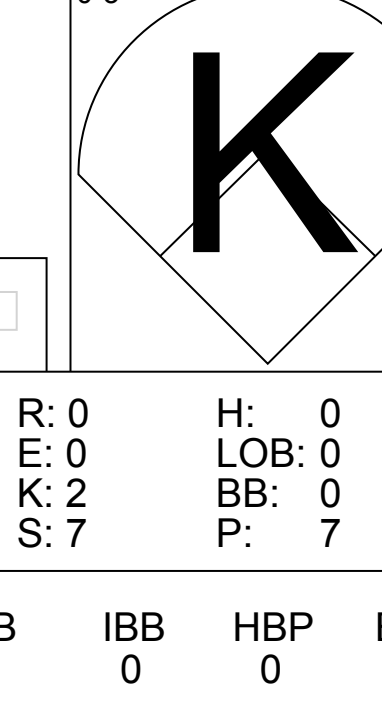

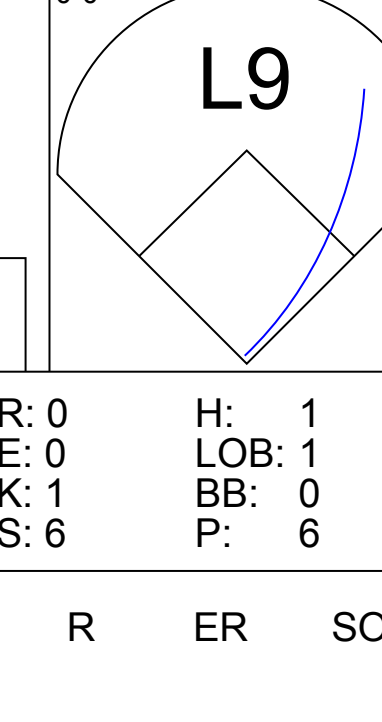
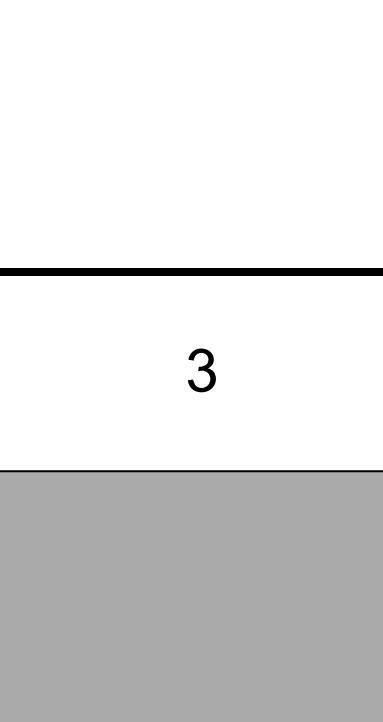
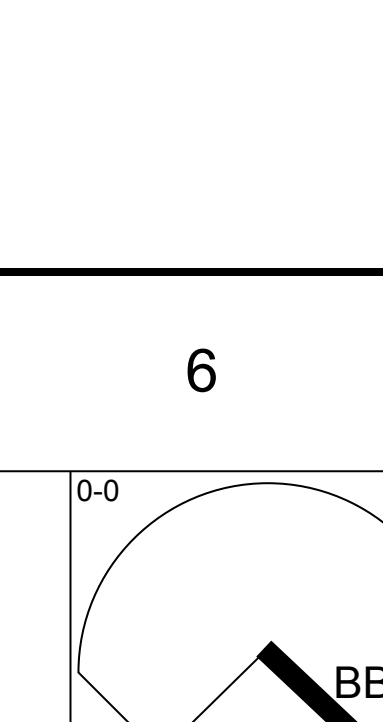
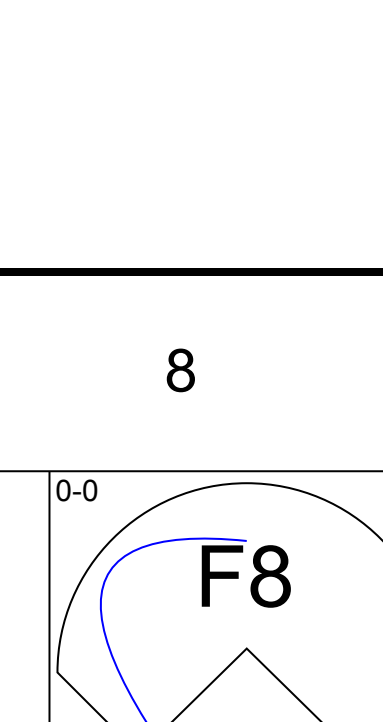
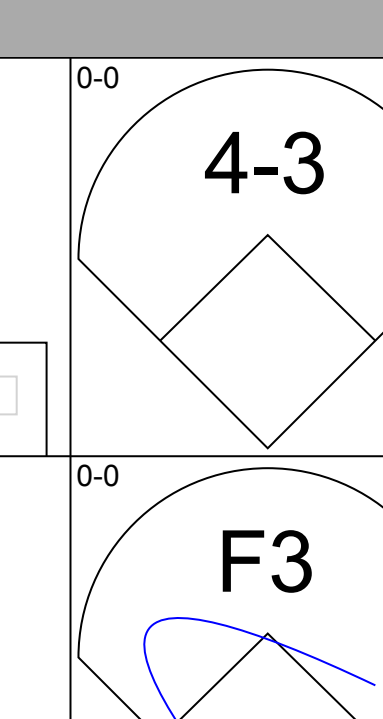
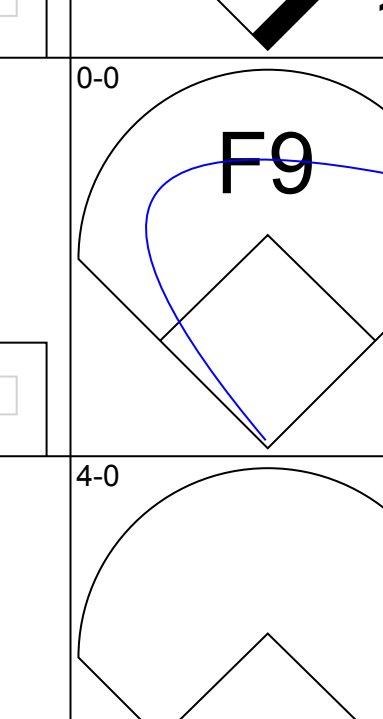
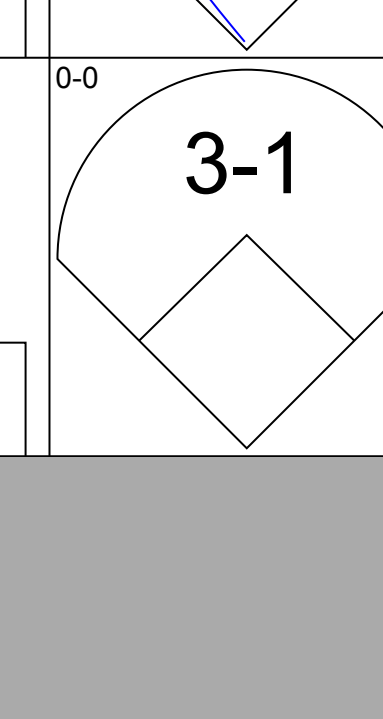
Batter	1	2	3	4	5	6	7	8	9	AB R H RBI BB SO LOB	BOTTOM												
Zoilo Versalles, R (1, 6) OBP: 0.299, SLG: 0.495	P4		K		P6	1B		FC1-5 BB		4 1 1 2 1 1 0	Washington Senators @ Minnesota Twins Metropolitan Stadium, Bloomington, MI Fri Jun 04 1965, 8:05 PM EDT Att: 12,765 - Unknown - 73 F												
Jerry Kindall, R (1, 4) OBP: 0.299, SLG: 0.331	1B		F8		P6	1B		FC1-5		5 1 2 1 0 0 2													
Tony Oliva, L (1, 9) OBP: 0.286, SLG: 0.463	2B				P6	1B		6-3		4 0 1 1 0 0 1													
Joe Nosssek, R (7, 8) OBP: 0.227, SLG: 0.211	1B		5-3		F7	6-3		6-3		1 0 0 0 0 0 2													
Harmon Killebrew, R (1, 3) OBP: 0.368, SLG: 0.444	K				F8	K	6-3			4 0 0 0 1 2 1													
Jimmie Hall, L (1, 8) (7, 9)	5-3					1B	6-3			5 3 3 1 0 0 4													
Bob Allison, R (1, 7) OBP: 0.408, SLG: 0.521				IHR		2B	1B	E		3 2 2 1 1 0 1													
Rich Rollins, R (1, 5) OBP: 0.290, SLG: 0.333			HR		PB	2B	1B	5-3		3 1 0 0 1 0 1													
Jerry Zimmerman, R (1, 2) OBP: 0.300, SLG: 0.291			6-3		P6	1B	1B	E1		3 0 0 0 1 0 4													
Jim Kaat, L (1, 1) ERA: 5.4 Steve Ritzik, R (6, 1) Frank Kreutzer, L (6, 1) Marshall Bridges, L (7, 1) ERA: 2.16			5-3			1B	1B	1-3		3 1 1 2 0 2 2 1 0 0 0 0 1 0													
Inning Stats	R: 1 E: 0 K: 1 S: 7	H: 2 LOB: 1 BB: 0 P: 7	R: 1 E: 0 K: 1 S: 6	H: 1 LOB: 0 BB: 0 P: 6	R: 0 E: 0 K: 1 S: 5	H: 0 LOB: 0 BB: 0 P: 5	R: 1 E: 0 K: 1 S: 6	H: 1 LOB: 2 BB: 2 P: 14	R: 0 E: 0 K: 0 S: 3	H: 0 LOB: 0 BB: 0 P: 3	R: 5 E: 0 K: 1 S: 10	H: 5 LOB: 1 BB: 1 P: 14	R: 1 E: 1 K: 0 S: 5	H: 1 LOB: 1 BB: 0 P: 5	R: 0 E: 1 K: 1 S: 6	H: 0 LOB: 3 BB: 2 P: 14	1B: 5 2B: 3 3B: 0 HR: 2	SF: 0 SAC: 0 DP: 0 HBP: 0	WP: 0 PB: 1 SB: 1 CS: 0	PA: 41			
PITCHER	IP WLS BF H R ER SO BB IBB HBP BLK WP HR S P ERA WHIP											PITCHER	IP WLS BF H R ER SO BB IBB HBP BLK WP HR S P ERA WHIP										
Howie Kopitz, R (1, 1) ERA: 5.4	5.2 L 27 7 7 7 5 1 2 0 0 0 0 1 34 46 11.12 1.412											Frank Kreutzer, L (6, 1) ERA: 4.32	0.1 1 0 0 0 0 0 0 0 0 0 0 1 1 0.00 0.000										
Marshall Bridges, L (7, 1) ERA: 2.16	2.0 11 1 1 0 1 1 1 0 0 0 0 0 11 19 0.00 1.000																						

AB 37
R 5
H 9
RBI 4
BB 1
SO 2
LOB 16



AB 36
R 9
H 10
RBI 8
SO 6
LOB 18

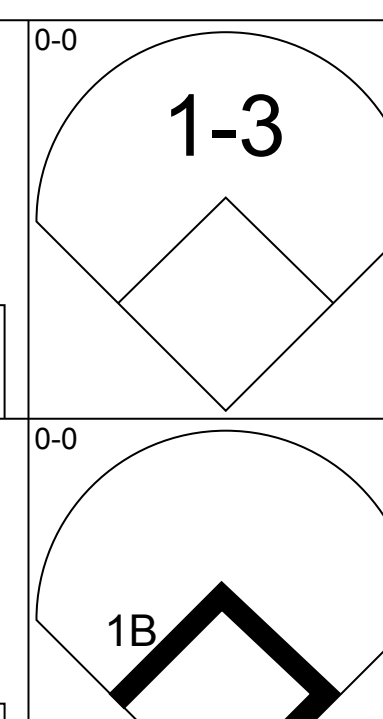
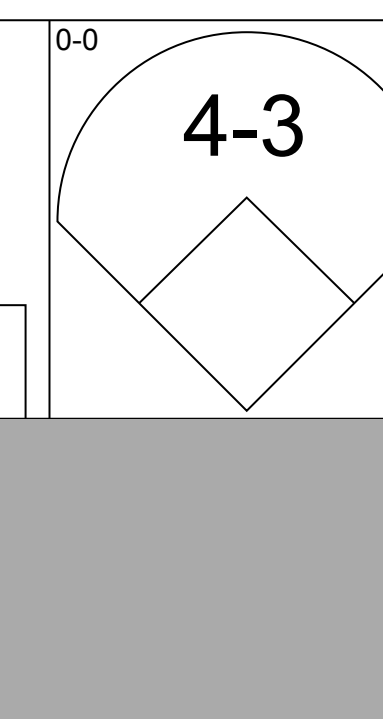
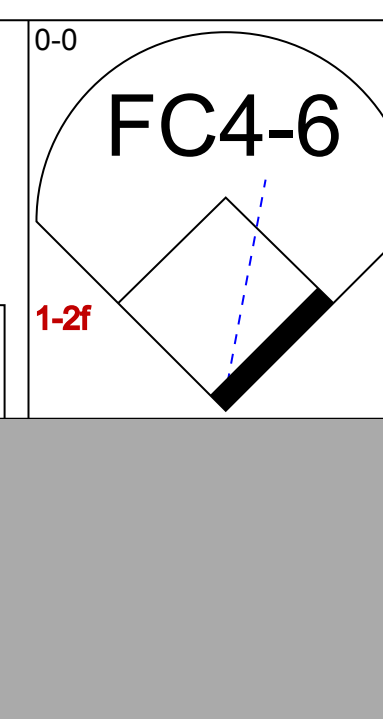
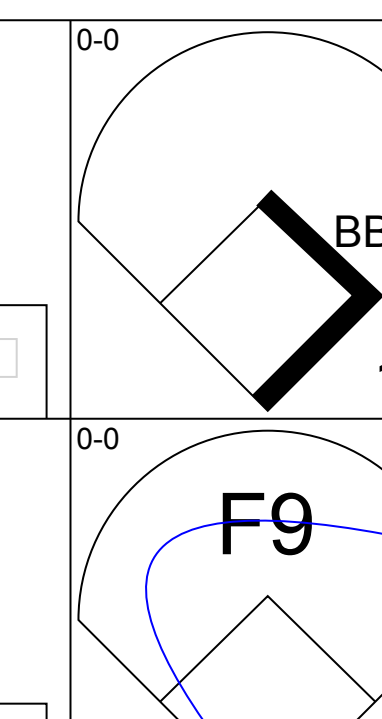
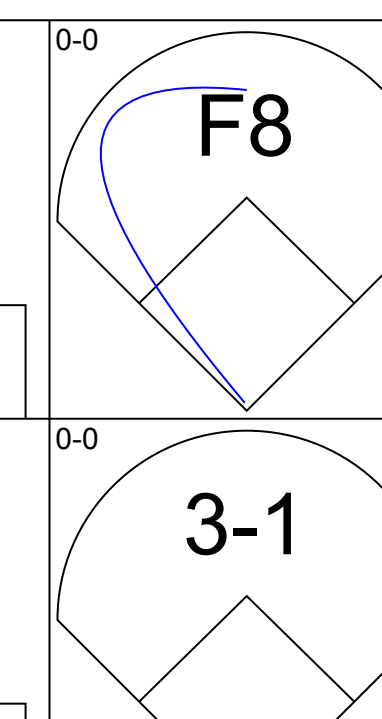
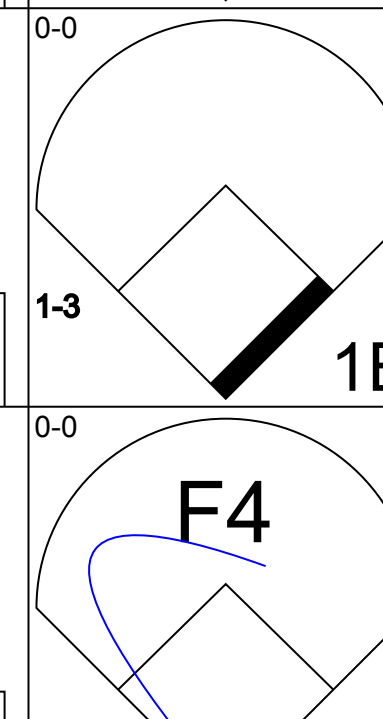
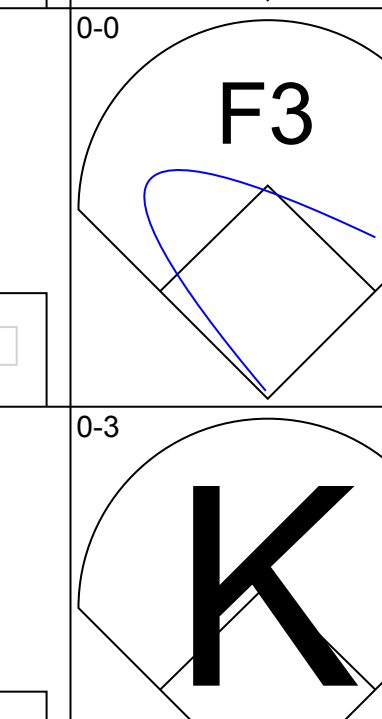
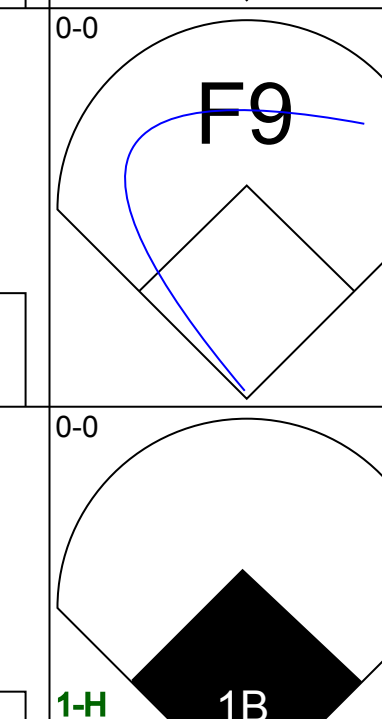
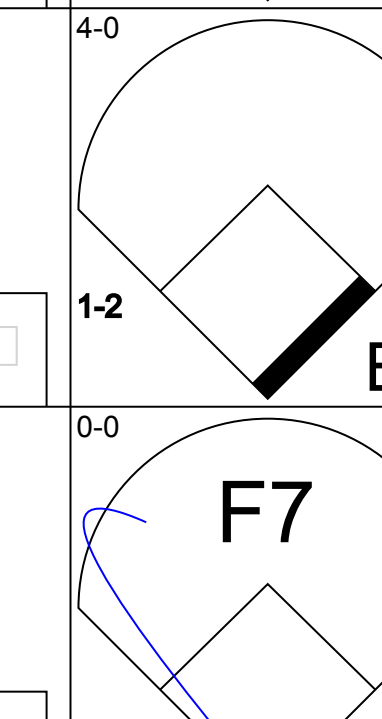

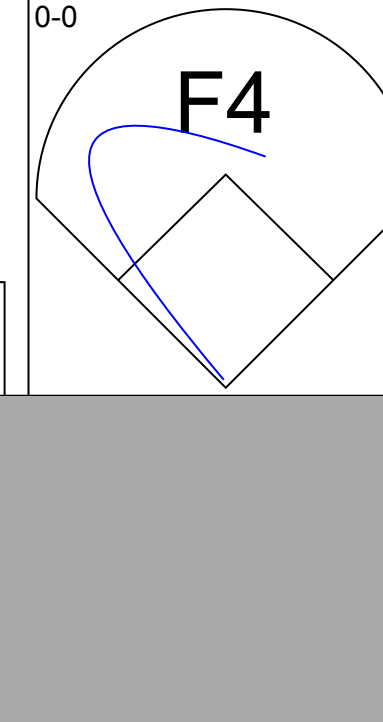

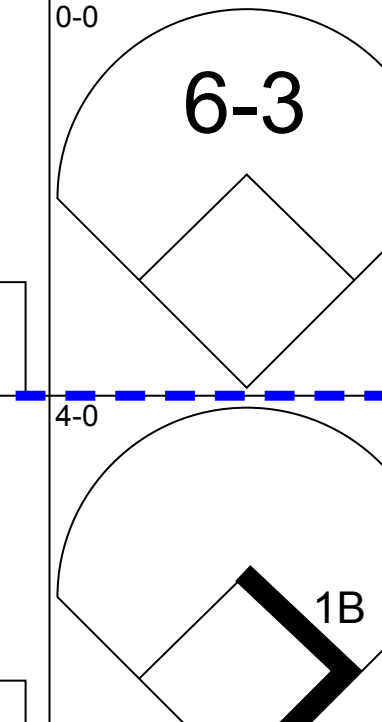



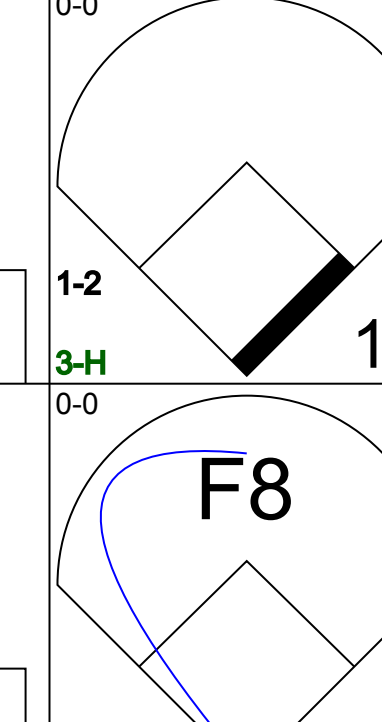


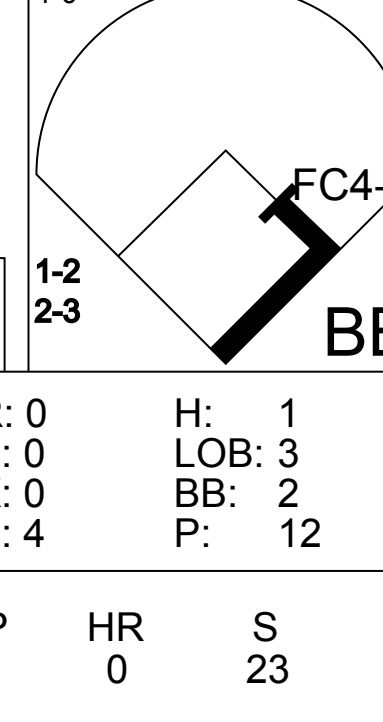
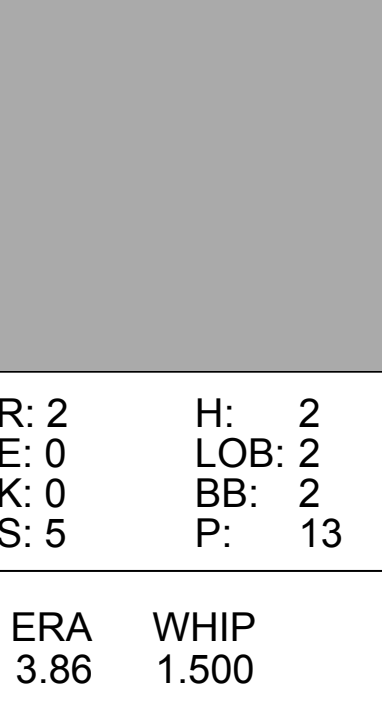
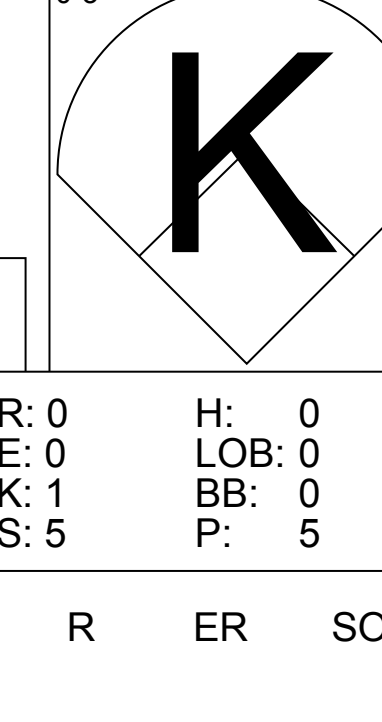






Batter	1	2	3	4	5	6	7	8	9	AB	R	H	RBI	BB	SO	LOB	TOP				
Luis Aparicio, R (1, 6) OBP: 0.289, SLG: 0.397										4	0	0	0	0	1	2					
Boog Powell, L (1, 7) OBP: 0.294, SLG: 0.372										4	0	0	0	0	1	1					
Bob Johnson, R (1, 3) OBP: 0.284, SLG: 0.434										4	0	1	0	0	1	0					
Brooks Robinson, R (1, 5) OBP: 0.358, SLG: 0.468										3	0	0	0	1	0	1					
Sam Bowers, R (1, 9) OBP: 0.153, SLG: 0.214										3	0	1	0	0	2	1					
Jackie Brandt, R (1, 8) OBP: 0.336, SLG: 0.485										3	0	0	0	0	1	2					
Jerry Adair, R (1, 4) OBP: 0.307, SLG: 0.297										3	0	1	0	0	2	0					
Dick Brown, R (1, 2) OBP: 0.281, SLG: 0.345										3	0	1	0	0	1	1					
Steve Barber, L (1, 1) Don Larsen, R (5, 1) John Griggs, R (6, Ph) Dave McNally, L (6, Ph) Curt Blefary, L (8, Ph) Stu Miller, R (8, 1)										1	0	0	0	0	1	0					
Inning Stats	R: 0 E: 0 K: 2 S: 7	H: 0 LOB: 0 BB: 0 P: 7	R: 0 E: 0 K: 1 S: 5	H: 1 LOB: 0 BB: 0 P: 5	R: 0 E: 0 K: 2 S: 7	H: 0 LOB: 0 BB: 0 P: 7	R: 0 E: 0 K: 0 S: 4	H: 1 LOB: 1 BB: 0 P: 4	R: 0 E: 0 K: 2 S: 7	H: 0 LOB: 0 BB: 0 P: 7	R: 0 E: 0 K: 1 S: 6	H: 1 LOB: 1 BB: 0 P: 6	R: 0 E: 0 K: 1 S: 5	H: 0 LOB: 1 BB: 1 P: 9	R: 0 E: 0 K: 1 S: 6	H: 1 LOB: 1 BB: 0 P: 6	R: 0 E: 0 K: 1 S: 5	H: 0 LOB: 0 BB: 0 P: 5	1B: 4 2B: 0 3B: 0 HR: 0	SF: 0 SAC: 0 DP: 0 HBP: 0	WP: 0 PA: 31 PB: 0 SB: 0 CS: 1
PITCHER	IP WLS BF H R ER SO BB IBB HBP BLK WP HR S P ERA WHIP																				
Pete Richert, L (1, 1) ERA: 3.64	7.0 W 24 3 0 0 9 1 0 0 0 1 0 0 41 45 0.00 0.571																				
Ron Kline, R (8, 1) ERA: 2.12	2.0 S 7 1 0 0 2 0 0 0 0 0 0 0 11 11 0.00 0.500																				

Baltimore Orioles @ Washington Senators
D.C. Stadium, Washington, DC
Tue Jun 08 1965, 7:05 PM EDT
Att: 7,378 - Unknown

AB 30
R 0
H 4
RBI 0
BB 1
SO 11
LOB 10



Batter	1	2	3	4	5	6	7	8	9	AB	R	H	RBI	BB	SO	LOB	BOTTOM				
Joe Cunningham, L (1, 3) OBP: 0.393, SLG: 0.405										5	0	1	0	0	0	5					
Ken Hamlin, R (1, 4) Don Blasingame, L (7, 4) OBP: 0.279, SLG: 0.300 OBP: 0.281, SLG: 0.337										3	1	1	0	1	0	1					
Ken McMullen, R (1, 5) OBP: 0.330, SLG: 0.441										3	0	1	0	1	0	1					
Frank Howard, R (1, 7) Jim King, L (7, 9) OBP: 0.369, SLG: 0.540 OBP: 0.366, SLG: 0.511										4	1	1	1	0	1	4					
Woodie Held, R (1, 9) OBP: 0.403, SLG: 0.526										4	0	1	0	0	0	3					
Don Lock, R (1, 8) OBP: 0.346, SLG: 0.302										3	0	0	0	1	0	1					
Doug Camilli, R (1, 2) OBP: 0.287, SLG: 0.325										3	0	1	1	1	1	2					
Ed Brinkman, R (1, 6) OBP: 0.241, SLG: 0.288										3	0	0	0	1	0	4					
Pete Richert, L (1, 1) Ron Kline, R (8, 1) OBP: 0.176, SLG: 0.067										1	0	0	0	2	1	0					
Inning Stats	R: 0 E: 0 K: 0 S: 5	H: 2 LOB: 2 BB: 0 P: 5	R: 0 E: 1 K: 1 S: 6	H: 0 LOB: 2 BB: 1 P: 10	R: 0 E: 0 K: 1 S: 5	H: 0 LOB: 0 BB: 0 P: 5	R: 0 E: 0 K: 0 S: 4	H: 1 LOB: 3 BB: 2 P: 12	R: 2 E: 0 K: 0 S: 5	H: 2 LOB: 2 BB: 2 P: 13	R: 0 E: 0 K: 1 S: 6	H: 1 LOB: 1 BB: 1 P: 10	R: 0 E: 0 K: 0 S: 3	H: 0 LOB: 1 BB: 1 P: 7	R: 0 E: 0 K: 1 S: 5	H: 0 LOB: 0 BB: 0 P: 5	R: 0 E: 0 K: 1 S: 5	H: 0 LOB: 0 BB: 0 P: 5	1B: 5 2B: 0 3B: 1 HR: 0	SF: 0 SAC: 0 DP: 0 HBP: 0	WP: 1 PA: 38 PB: 0 SB: 0 CS: 0
PITCHER	IP WLS BF H R ER SO BB IBB HBP BLK WP HR S P ERA WHIP																				
Steve Barber, L (1, 1) ERA: 3.63	4.2 L 23 4 2 2 2 2 3 1 0 0 0 0 23 39 3.86 1.500																				
Don Larsen, R (5, 1) ERA: 5.4	0.1 3 1 0 0 0 1 0 0 0 0 0 0 2 6 0.00 6.000																				
Dave McNally, L (6, 1) ERA: 4.05	2.0 9 1 0 0 1 2 0 0 0 0 0 0 9 17 0.00 1.500																				
Stu Miller, R (8, 1) ERA: 1.63	1.0 3 0 0 0 1 0 0 0 0 0 0 0 5 5 0.00 0.000																				

Baltimore Orioles @ Washington Senators
D.C. Stadium, Washington, DC
Tue Jun 08 1965, 7:05 PM EDT
Att: 7,378 - Unknown

AB 31
R 2
H 6
RBI 2
BB 7
SO 4
LOB 21



Batter	1	2	3	4	5	6	7	8	9	10	AB	R	H	RBI	BB	SO	LOB	TOP				
Ken Hamlin, R OBP: 0.288, SLG: 0.308 (1, 4)	4-3		K		F7		1B		1B		5	0	2	0	0	1	0	Washington Senators @ Baltimore Orioles Memorial Stadium, Baltimore, MD Wed Jun 09 1965, 7:05 PM EDT Att: 6,456 - Unknown livebaseballscorecards.com				
Ken McMullen, R OBP: 0.332, SLG: 0.438 (1, 5)	1B		F4		1B			4-3	F2		4	0	1	0	1	0	2					
Jim King, L OBP: 0.385, SLG: 0.567 (1, 9)	F9				WP						5	1	4	1	0	0	1					
Frank Howard, R OBP: 0.216, SLG: 0.150 Don Lock, R OBP: 0.344, SLG: 0.300 (8, 8)	1B				F9						3	0	1	0	1	0	3					
Woodie Held, R OBP: 0.389, SLG: 0.504 (8, 7)	F8				F7						1	0	0	0	0	0	0					
Bob Chance, L OBP: 0.292, SLG: 0.379 (1, 3)		F7			K						5	0	0	0	0	2	3					
Mike Brumley, L OBP: 0.216, SLG: 0.150 Doug Camilli, R OBP: 0.267, SLG: 0.325 (9, 2)	3-1										4	1	1	0	0	0	0					
Ed Brinkman, R OBP: 0.241, SLG: 0.306 (1, 6)	6-3										4	1	1	2	0	0	0					
Howie Koplitz, R OBP: 0.077, SLG: 0.077 Frank Kreuzer, R OBP: 0.077, SLG: 0.077 Ron Kline, R OBP: 0.077, SLG: 0.077 (9, 1)	K										4	0	1	0	0	1	0					
Inning Stats	R: 0 E: 0 K: 0 S: 5	H: 2 LOB: 2 BB: 0 P: 5	R: 0 E: 0 K: 0 S: 3	H: 0 LOB: 0 BB: 0 P: 3	R: 0 E: 0 K: 2 S: 7	H: 0 LOB: 0 BB: 0 P: 7	R: 0 E: 0 K: 1 S: 6	H: 1 LOB: 1 BB: 0 P: 6	R: 2 E: 0 K: 0 S: 6	H: 3 LOB: 2 BB: 1 P: 10	R: 0 E: 0 K: 0 S: 3	H: 0 LOB: 0 BB: 0 P: 3	R: 0 E: 0 K: 0 S: 4	H: 1 LOB: 1 BB: 0 P: 3	R: 0 E: 0 K: 0 S: 5	H: 2 LOB: 2 BB: 0 P: 5	R: 1 E: 0 K: 1 S: 6		H: 1 LOB: 0 BB: 0 P: 6	1B: 8 2B: 1 3B: 0 HR: 2	SF: 0 SAC: 0 DP: 0 HBP: 0	WP: 1 PB: 0 SB: 0 CS: 0
PITCHER	IP	WLS	BF	H	R	ER	SO	BB	IBB	HBP	BLK	WP	HR	S	P	ERA	WHIP					
Mitt Pappas, R ERA: 2.19 Stu Miller, R ERA: 1.82 (10, 1)	9.0	L	4	1	1	1	1	0	0	0	0	0	1	6	6	9.00	1.000					

Batter	1	2	3	4	5	6	7	8	9	10	AB	R	H	RBI	BB	SO	LOB	BOTTOM				
Russ Snyder, L OBP: 0.425, SLG: 0.350 (1, 8)	1B							K		2-3	5	0	3	0	0	1	0	Washington Senators @ Baltimore Orioles Memorial Stadium, Baltimore, MD Wed Jun 09 1965, 7:05 PM EDT Att: 6,456 - Unknown livebaseballscorecards.com				
Norm Siebern, L OBP: 0.351, SLG: 0.432 Luis Aparicio, R OBP: 0.289, SLG: 0.397 (10, PR)	F9				FC4-6			K			3	0	0	1	2	1	3					
Curt Blefary, L OBP: 0.365, SLG: 0.544 (1, 9)	F8				G4-6-3			K			5	0	0	0	0	1	6					
Brooks Robinson, R OBP: 0.355, SLG: 0.462 (1, 5)	F9				5-3						4	1	1	0	0	0	1					
Boog Powell, L OBP: 0.301, SLG: 0.373 (1, 7)		G4-3-6						K			2	0	1	0	1	1	0					
Charlie Lau, L OBP: 0.333, SLG: 0.488 Bob Johnson, R OBP: 0.282, SLG: 0.430 Stu Miller, R OBP: 0.282, SLG: 0.430 (9, PH)	G4-3-6										3	0	1	0	0	0	1					
Jerry Adair, R OBP: 0.306, SLG: 0.296 (1, 4)	6-3				G1-4-3			4-3			4	0	1	1	0	0	2					
Davey Johnson, R OBP: 0.245, SLG: 0.209 (1, 6)											4	1	1	0	0	1	1					
Mitt Pappas, R OBP: 0.200, SLG: 0.320 Dick Brown, R OBP: 0.291, SLG: 0.345 Jackie Brandt, R OBP: 0.333, SLG: 0.481 (10, PH)	K										2	0	0	0	0	2	0					
Inning Stats	R: 0 E: 0 K: 0 S: 4	H: 1 LOB: 1 BB: 0 P: 4	R: 0 E: 0 K: 0 S: 2	H: 0 LOB: 0 BB: 1 P: 6	R: 0 E: 0 K: 1 S: 6	H: 1 LOB: 2 BB: 1 P: 10	R: 0 E: 0 K: 0 S: 4	H: 2 LOB: 1 BB: 0 P: 4	R: 1 E: 0 K: 0 S: 5	H: 2 LOB: 1 BB: 0 P: 5	R: 0 E: 0 K: 1 S: 5	H: 0 LOB: 0 BB: 0 P: 5	R: 0 E: 0 K: 3 S: 9	H: 0 LOB: 0 BB: 0 P: 9	R: 1 E: 0 K: 1 S: 7	H: 2 LOB: 1 BB: 0 P: 7	R: 0 E: 0 K: 1 S: 5		H: 0 LOB: 1 BB: 1 P: 9	1B: 7 2B: 1 3B: 0 HR: 0	SF: 0 SAC: 2 DP: 3 HBP: 0	WP: 0 PB: 0 SB: 1 CS: 0
PITCHER	IP	WLS	BF	H	R	ER	SO	BB	IBB	HBP	BLK	WP	HR	S	P	ERA	WHIP					
Howie Koplitz, R ERA: 4.5 Frank Kreuzer, L ERA: 5.4 Ron Kline, R ERA: 2.02 (9, 1)	8.0	0.1	1	0	0	0	0	0	0	0	0	0	0	1	1	0.00	0.000					
	1.2	W	7	1	0	0	2	1	0	0	0	0	0	10	14	0.00	1.200					



Batter	1	2	3	4	5	6	7	8	9	AB	R	H	RBI	BB	SO	LOB	TOP					
Russ Snyder, L OBP: 0.423, SLG: 0.369 (1, 8)										5	0	2	1	0	1	1	Baltimore Orioles @ Washington Senators D.C. Stadium, Washington, DC Thu Jun 10 1965, 7:05 PM EDT Att: 7,516 - Unknown					
Sam Bowers, R OBP: 0.141, SLG: 0.197 (1, 9)										5	0	0	0	0	1	3						
Curt Bielefy, L OBP: 0.366, SLG: 0.538 Paul Blair, R OBP: 0.301, SLG: 0.316 (7, 8)										3	1	1	0	1	0	2						
Brooks Robinson, R OBP: 0.354, SLG: 0.459 (1, 5)										3	0	1	0	0	0	2						
Boog Powell, L OBP: 0.310, SLG: 0.385 (1, 3)										3	1	2	0	1	1	1						
Charlie Lau, L OBP: 0.327, SLG: 0.467 Luis Aparicio, R OBP: 0.289, SLG: 0.397 (8, PR) (8, 6)										2	0	0	1	1	1	2						
Jerry Adair, R OBP: 0.310, SLG: 0.301 (1, 4)										4	1	2	1	0	0	3						
Davey Johnson, R OBP: 0.245, SLG: 0.234 Dick Brown, R OBP: 0.291, SLG: 0.345 (8, 2)										4	1	1	0	0	0	5						
Wally Bunker, R OBP: 0.438, SLG: 0.250 (1, 1)										2	0	1	2	1	1	0						
Inning Stats	R: 0 E: 0 K: 0 S: 3	H: 1 LOB: 1 BB: 1 P: 7	R: 0 E: 0 K: 1 S: 6	H: 1 LOB: 1 BB: 0 P: 6	R: 0 E: 0 K: 1 S: 3	H: 0 LOB: 1 BB: 1 P: 7	R: 0 E: 0 K: 1 S: 7	H: 2 LOB: 2 BB: 0 P: 7	R: 0 E: 0 K: 1 S: 5	H: 0 LOB: 0 BB: 0 P: 5	R: 1 E: 1 K: 0 S: 4	H: 1 LOB: 1 BB: 1 P: 8	R: 1 E: 1 K: 0 S: 5	H: 2 LOB: 1 BB: 0 P: 5	R: 3 E: 0 K: 0 S: 5	H: 3 LOB: 1 BB: 1 P: 9		R: 0 E: 0 K: 2 S: 7	H: 0 LOB: 0 BB: 0 P: 7	1B: 7 2B: 3 3B: 0 HR: 0	SF: 1 SAC: 2 DP: 2 HBP: 0	WP: 0 PB: 0 SB: 1 CS: 0
PITCHER	IP WLS BF H R ER SO BB IBB HBP BLK WP HR S P ERA WHIP																					
Buster Narum, R ERA: 5.79 Steve Ritzik, R ERA: 4.03 (1, 1) (9, 1)	8.0 L 36 10 5 4 3 2 2 0 0 0 0 0 0 7 7 4.50 1.500																					

AB	32
R	5
H	10
RBI	5
BB	4
SO	5
LOB	19



Batter	1	2	3	4	5	6	7	8	9	AB	R	H	RBI	BB	SO	LOB	BOTTOM			
Ken Hamlin, R OBP: 0.312, SLG: 0.333 (1, 4)										4	0	3	0	0	0	1	Baltimore Orioles @ Washington Senators D.C. Stadium, Washington, DC Thu Jun 10 1965, 7:05 PM EDT Att: 7,516 - Unknown			
Ken McMullen, R OBP: 0.330, SLG: 0.434 (1, 5)										4	0	1	0	0	0	3				
Jim King, L OBP: 0.380, SLG: 0.554 (1, 9)										4	0	1	0	0	0	3				
Frank Howard, R OBP: 0.370, SLG: 0.531 (1, 7)										4	1	1	0	0	1	1				
Woodie Held, R OBP: 0.392, SLG: 0.500 (1, 8)										3	0	1	0	1	1	1				
Bob Chance, L OBP: 0.284, SLG: 0.368 (1, 3)										4	0	0	0	0	0	3				
Don Zimmer, R OBP: 0.323, SLG: 0.360 (1, 2)										3	0	0	1	0	0	2				
Ed Brinkman, R OBP: 0.237, SLG: 0.300 (1, 6)										3	0	0	0	0	0	2				
Buster Narum, R OBP: 0.077, SLG: 0.308 Willie Kirkland, L OBP: 0.239, SLG: 0.462 Steve Ritzik, R OBP: 0.167, SLG: 0.167 (1, 1) (8, PH) (9, 1)										2	0	0	0	0	0	0				
Inning Stats	R: 0 E: 0 K: 0 S: 4	H: 2 LOB: 1 BB: 0 P: 4	R: 0 E: 0 K: 0 S: 3	H: 0 LOB: 1 BB: 1 P: 7	R: 0 E: 0 K: 2 S: 7	H: 0 LOB: 0 BB: 0 P: 7	R: 0 E: 0 K: 0 S: 3	H: 0 LOB: 0 BB: 0 P: 3	R: 0 E: 0 K: 0 S: 4	H: 1 LOB: 1 BB: 0 P: 4	R: 1 E: 1 K: 0 S: 5	H: 1 LOB: 1 BB: 0 P: 5	R: 0 E: 0 K: 0 S: 4	H: 2 LOB: 1 BB: 0 P: 4	R: 0 E: 0 K: 0 S: 4	H: 1 LOB: 1 BB: 0 P: 4		1B: 8 2B: 0 3B: 0 HR: 0	SF: 1 SAC: 0 DP: 3 HBP: 0	WP: 0 PB: 0 SB: 0 CS: 0
PITCHER	IP WLS BF H R ER SO BB IBB HBP BLK WP HR S P ERA WHIP																			
Wally Bunker, R ERA: 3.78 (1, 1)	9.0 W 34 8 1 0 2 1 0 0 0 0 0 0 37 41 0.00 1.000																			



Batter	1	2	3	4	5	6	7	8	9	AB	R	H	RBI	BB	SO	LOB	TOP					
Danny Cater, R OBP: 0.287, SLG: 0.412 (1, 7)	0-0 6-3	0-0 6-3				0-0 F8			0-0 6-3	5	1	1	1	0	0	1	Chicago White Sox @ Washington Senators D.C. Stadium, Washington, DC Fri Jun 11 1965, 7:05 PM EDT Unknown livebaseballscorecards.com					
Don Buford, S OBP: 0.356, SLG: 0.410 (1, 4) (7, 5)	0-0 S 1B	0-0 F6				0-0 F8		4-0 BB	4-0 S BB	3	1	1	0	2	0	0						
Floyd Robinson, L OBP: 0.309, SLG: 0.358 (1, 9)	4-0 1B 1-2 1B BB		4-0 1B BB			0-0 F7		0-0 F8	0-0 6-3	3	1	0	0	2	0	2						
Pete Ward, L OBP: 0.387, SLG: 0.485 Al Weis, S OBP: 0.343, SLG: 0.397 (1, 5) (7, 4)	0-0 1B 1-3 2H 1B		0-0 CS 1B			0-0 G3		0-3 K		4	0	2	1	0	1	1						
Tom McCraw, L OBP: 0.276, SLG: 0.281 (1, 3)	0-0 S 1B		0-0 F6			0-0 6-3		0-0 G3		4	0	1	1	0	0	3						
Ron Hansen, R OBP: 0.308, SLG: 0.391 (1, 6)	0-0 F2		0-0 F7			0-0 F9		0-0 F8		4	0	0	0	0	0	3						
J.C. Martin, L OBP: 0.345, SLG: 0.359 (1, 2)	4-0 IBB		0-0 F7			0-0 E5 1B E		0-0 4-3		3	1	0	0	1	0	0						
Ken Berry, R OBP: 0.280, SLG: 0.326 (1, 8)	0-3 K		0-0 1-3			0-0 1B E 1B		0-0 F8		4	1	1	0	0	1	3						
Juan Pizarro, L OBP: 0.333, SLG: 0.333 Eddie Fisher, R OBP: 0.077, SLG: 0.077 (1, 1) (6, 1)	0-0 F4		0-3 K			0-0 E8 1-1H 2H 1B		0-3 K		3	0	1	1	0	1	0						
Inning Stats	R: 2 E: 0 K: 1 S: 8	H: 3 LOB: 3 BB: 2 P: 16	R: 0 E: 0 K: 0 S: 3	H: 0 LOB: 0 BB: 0 P: 3	R: 0 E: 0 K: 0 S: 3	H: 1 LOB: 1 BB: 1 P: 7	R: 0 E: 0 K: 1 S: 5	H: 0 LOB: 0 BB: 0 P: 5	R: 1 E: 0 K: 0 S: 4	H: 1 LOB: 0 BB: 0 P: 4	R: 2 E: 2 K: 0 S: 6	H: 2 LOB: 1 BB: 0 P: 6	R: 0 E: 0 K: 1 S: 5	H: 0 LOB: 1 BB: 1 P: 9	R: 0 E: 0 K: 0 S: 3	H: 0 LOB: 0 BB: 0 P: 3		R: 0 E: 0 K: 1 S: 5	H: 0 LOB: 1 BB: 1 P: 9	1B: 6 2B: 0 3B: 0 HR: 1	SF: 0 SAC: 0 DP: 0 HBP: 0	WP: 0 PB: 0 SB: 3 CS: 1
PITCHER	IP WLS BF H R ER SO BB IBB HBP BLK WP HR S P ERA WHIP	IP WLS BF H R ER SO BB IBB HBP BLK WP HR S P ERA WHIP															IP WLS BF H R ER SO BB IBB HBP BLK WP HR S P ERA WHIP					
Phil Ortega, R ERA: 4.71 Marshall Bridges, L ERA: 2.04 Ryne Duren, R ERA: 2.77 (1, 1) (7, 1) (8, 1)	6.0 L 29 7 5 3 2 3 1 0 0 0 1 29 45 4.50 1.667	1.0 3 0 0 0 1 0 0 0 0 0 0 5 5 0.00 0.000	2.0 7 0 0 0 1 1 0 0 0 0 0 8 12 0.00 0.500																			


Batter	1	2	3	4	5	6	7	8	9	AB	R	H	RBI	BB	SO	LOB	BOTTOM			
Joe Cunningham, L OBP: 0.397, SLG: 0.397 (1, 3)	0-0 4-3		0-3 K			0-0 1-2 1B			0-3 K	4	0	1	0	0	2	1	Chicago White Sox @ Washington Senators D.C. Stadium, Washington, DC Fri Jun 11 1965, 7:05 PM EDT Unknown livebaseballscorecards.com			
Ken Hamlin, R OBP: 0.313, SLG: 0.347 Bob Chance, L OBP: 0.282, SLG: 0.365 Ryne Duren, R (1, 4) (7, PH) (8, 1)	0-3 K		0-0 2B			0-0 F9		0-0 6-3		3	0	1	0	0	1	2				
Ken McMullen, R OBP: 0.333, SLG: 0.440 (1, 5)	0-0 5-3		0-0 F9			0-0 1B		0-0 2B		4	0	2	0	0	0	1				
Frank Howard, R OBP: 0.368, SLG: 0.531 (1, 7)		0-0 1B 2B		0-3 K		0-3 K		0-0 6-3		4	1	1	0	0	2	2				
Woodie Held, R OBP: 0.382, SLG: 0.484 (1, 9)		0-0 1-3		0-0 5-3		0-0 F7		0-3 K		4	0	0	0	0	1	3				
Don Lock, R OBP: 0.342, SLG: 0.293 (1, 8)		0-3 K		4-0 CS BB		0-0 1-3		0-0 F8		3	0	0	0	1	1	3				
Doug Camilli, R OBP: 0.287, SLG: 0.321 (1, 2)		0-0 FC5-4 2H 1B		0-0 CS		0-0 F8		0-0 F3		4	0	1	1	0	0	0				
Ed Brinkman, R OBP: 0.237, SLG: 0.299 (1, 6)		0-0 FC5-4				0-3 K		0-0 PB 1B		4	1	1	0	0	1	1				
Phil Ortega, R OBP: 0.233, SLG: 0.222 Marshall Bridges, S OBP: 0.333, SLG: 1.000 Willie Kirkland, L OBP: 0.250, SLG: 0.470 Don Zimmer, R OBP: 0.317, SLG: 0.353 (1, 1) (7, 1) (7, PH) (8, 4)			0-0 6-3			4-0 1B BB		0-0 PB 1B		1	0	0	0	1	0	0				
Inning Stats	R: 0 E: 0 K: 1 S: 5	H: 0 LOB: 0 BB: 0 P: 5	R: 1 E: 0 K: 1 S: 7	H: 2 LOB: 1 BB: 0 P: 7	R: 0 E: 0 K: 1 S: 6	H: 1 LOB: 0 BB: 0 P: 6	R: 0 E: 0 K: 1 S: 4	H: 0 LOB: 0 BB: 1 P: 8	R: 0 E: 0 K: 1 S: 6	H: 1 LOB: 1 BB: 0 P: 6	R: 1 E: 0 K: 1 S: 7	H: 2 LOB: 1 BB: 0 P: 7	R: 0 E: 0 K: 1 S: 6	H: 1 LOB: 1 BB: 0 P: 6	R: 0 E: 0 K: 0 S: 3	H: 0 LOB: 0 BB: 0 P: 3		1B: 5 2B: 3 3B: 0 HR: 0	SF: 0 SAC: 0 DP: 0 HBP: 0	WP: 0 PB: 2 SB: 0 CS: 1
PITCHER	IP WLS BF H R ER SO BB IBB HBP BLK WP HR S P ERA WHIP	IP WLS BF H R ER SO BB IBB HBP BLK WP HR S P ERA WHIP															IP WLS BF H R ER SO BB IBB HBP BLK WP HR S P ERA WHIP			
Juan Pizarro, L ERA: 7.2 Eddie Fisher, R ERA: 1.05 (1, 1) (6, 1)	5.0 W 21 3 1 1 0 3	4.0 S 15 3 1 0 3																		

Batter	1	2	3	4	5	6	7	8	9	AB	R	H	RBI	BB	SO	LOB	TOP		
Danny Carter, R OBP: 0.289, SLG: 0.420 (1, 7)	F9		6-3			F7			K	4	0	0	0	0	1	0			
Don Buford, S OBP: 0.381, SLG: 0.429 (1, 4)	4-3			G3 1B		F8			1B BB	3	1	1	0	1	0	0			
Floyd Robinson, L OBP: 0.309, SLG: 0.355 (1, 9)	L6			G3 1-2			FC4-6 1B		1B 1-3	4	0	2	0	0	0	1			
Pete Ward, L OBP: 0.384, SLG: 0.483 (1, 5)		F7		G3		FC4-6 L4-3 1-2			1B 1-2	4	0	1	1	0	0	2			
Smoky Burgess, L OBP: 0.306, SLG: 0.364 Jimmie Schaffer, R OBP: 0.280, SLG: 0.318 (1, 2) (7, 2)	4-3			F9		L4-3 1-2			F2	3	0	0	0	0	0	2			
Tom McCraw, L OBP: 0.272, SLG: 0.277 (1, 3)		E6				F8			G4-6-3 1B	3	0	1	0	0	0	0			
Ron Hansen, R OBP: 0.311, SLG: 0.384 Al Weis, S OBP: 0.329, SLG: 0.377 (1, 6) (8, 6)	F3			1-3					G4-6-3 1-2	3	0	0	0	0	0	2			
Ken Berry, R OBP: 0.274, SLG: 0.331 (1, 8)			F5			5-3			F4	3	0	0	0	0	0	0			
Joe Horlen, R OBP: 0.267, SLG: 0.276 Tommy John, R OBP: 0.211, SLG: 0.167 Bob Locker, S OBP: 0.211, SLG: 0.167 John Romano, R OBP: 0.211, SLG: 0.167 Ted Wills, L OBP: 0.211, SLG: 0.167 Greg Bollo, R OBP: 0.211, SLG: 0.167 J.C. Martin, L OBP: 0.211, SLG: 0.167 (1, 1) (4, 1) (4, 1) (6, PH) (8, 1) (8, 1) (9, PH)			6-3			6-3			G3	1	0	0	0	0	0	0			
Inning Stats	R: 0 E: 0 K: 0 S: 3	H: 0 LOB: 0 BB: 0 P: 3	R: 0 E: 1 K: 0 S: 4	H: 0 LOB: 1 BB: 0 P: 4	R: 0 E: 0 K: 0 S: 3	H: 0 LOB: 0 BB: 0 P: 3	R: 0 E: 0 K: 0 S: 4	H: 1 LOB: 1 BB: 0 P: 4	R: 0 E: 0 K: 0 S: 3	H: 0 LOB: 0 BB: 0 P: 3	R: 0 E: 0 K: 0 S: 3	H: 1 LOB: 0 BB: 0 P: 3	R: 0 E: 0 K: 0 S: 3	H: 1 LOB: 0 BB: 0 P: 3	R: 1 E: 0 K: 1 S: 7	H: 2 LOB: 2 BB: 1 P: 11	1B: 5 2B: 1 3B: 0 HR: 0	SF: 0 SAC: 0 DP: 2 HBP: 0	WP: 0 PA: 32 CS: 0
PITCHER Bennie Daniels, R ERA: 3.14 (1, 1)	IP: 9.0 WLS: W BF: 32 H: 5 R: 1 ER: 1 SO: 1 BB: 1 IBB: 0 HBP: 0 BLK: 0 WP: 0 HR: 0 S: 33 P: 37 ERA: 1.00 WHIP: 0.667															PITCHER			

Chicago White Sox @ Washington Senators
D.C. Stadium, Washington, DC
Sat Jun 12 1965, 3:33 AM EDT
Att: 3,127 - Unknown

livebaseballscorecards.com

AB 31
R 1
H 5
RBI 1
BB 1
SO 1
LOB 9




Batter	1	2	3	4	5	6	7	8	9	AB	R	H	RBI	BB	SO	LOB	BOTTOM		
Joe Cunningham, L OBP: 0.392, SLG: 0.419 (1, 3)	HBP		4-3 HR 2B	1-3 2-H 2B		4-3				3	1	2	2	0	0	1			
Ken McMullen, R OBP: 0.346, SLG: 0.473 (1, 5)	F9		4-3 HR BB	FC6-2			HR			3	2	1	1	1	0	3			
Jim King, L OBP: 0.377, SLG: 0.528 (1, 9)	F7		4-3 1-2 2-3	K2-3			4-3			4	0	0	0	0	1	5			
Frank Howard, R OBP: 0.362, SLG: 0.516 (1, 7)	F3		4-0 HR BB			4-3		K		3	1	0	0	1	1	1			
Don Lock, R OBP: 0.329, SLG: 0.303 (1, 8)		K	1-1 2-H 3-H HR			4-3		F7		4	1	1	4	0	2	0			
Don Zimmer, R OBP: 0.319, SLG: 0.328 (1, 4)	6-3		6-3			F9		FC3-6 BB		3	0	0	0	1	0	0			
Mike Brumley, L OBP: 0.227, SLG: 0.159 (1, 2)	6-3			FC1-5 BB BB		F8		FC3-6 1-2		3	0	0	0	1	0	1			
Ed Brinkman, R OBP: 0.243, SLG: 0.298 (1, 6)			SH1-4 2B 1B	FC1-5 2B BB		1-3		F9		3	2	1	0	1	0	1			
Bennie Daniels, L OBP: 0.286, SLG: 0.167 (1, 1)			SH1-4 1-2	FC1-5 2B FC6-2				K		3	0	1	0	0	1	3			
Inning Stats	R: 0 E: 0 K: 0 S: 3	H: 0 LOB: 1 BB: 0 P: 4	R: 0 E: 0 K: 1 S: 5	H: 0 LOB: 0 BB: 0 P: 5	R: 5 E: 0 K: 0 S: 6	H: 3 LOB: 2 BB: 2 P: 14	R: 1 E: 0 K: 1 S: 6	H: 1 LOB: 2 BB: 2 P: 14	R: 0 E: 0 K: 0 S: 5	H: 0 LOB: 0 BB: 0 P: 5	R: 0 E: 0 K: 0 S: 4	H: 1 LOB: 1 BB: 0 P: 4	R: 1 E: 0 K: 1 S: 6	H: 1 LOB: 0 BB: 0 P: 6	R: 0 E: 0 K: 1 S: 5	H: 0 LOB: 1 BB: 1 P: 9	1B: 2 2B: 2 3B: 0 HR: 2	SF: 0 SAC: 1 DP: 0 HBP: 1	WP: 0 PA: 36 CS: 0
PITCHER Joe Horlen, R ERA: 2.37 Tommy John, L ERA: 3.65 Bob Locker, R ERA: 3.08 Ted Wills, L ERA: 2.84 Greg Bollo, R ERA: 2.57 (1, 1) (4, 1) (4, 1) (6, 1) (8, 1)	IP: 3.0 WLS: L BF: 15 H: 3 R: 5 ER: 5 SO: 1 BB: 2 IBB: 0 HBP: 0 BLK: 0 WP: 0 HR: 0 S: 14 P: 23 ERA: 15.00 WHIP: 9.000															PITCHER			

Chicago White Sox @ Washington Senators
D.C. Stadium, Washington, DC
Sat Jun 12 1965, 3:33 AM EDT
Att: 3,127 - Unknown

livebaseballscorecards.com

AB 29
R 7
H 6
RBI 7
BB 5
SO 5
LOB 15




Batter	1	2	3	4	5	6	7	8	9	AB	R	H	RBI	BB	SO	LOB	TOP			
Ken Berry, R (1,8) OBP: 0.279, SLG: 0.331 Dave Nicholson, R (1,9) OBP: 0.212, SLG: 0.290	4-0 FC6 BB		0-0 F8			0-0 1B		0-3 K		0 0 0 0 1 0 0 3 0 1 0 0 1 0										
Floyd Robinson, L (1,9) OBP: 0.308, SLG: 0.358	0-0 FC6 FC6-4 1-2			0-0 6-3		0-0 F8			0-0 3B 2B	4 1 1 0 0 0 2										
Danny Cater, R (1,7) OBP: 0.284, SLG: 0.412	0-0 F9			0-3 K			0-0 F3		0-3 K	4 0 0 0 0 2 2										
Bill Skowron, R (1,3) OBP: 0.327, SLG: 0.453 Tom McCraw, L (9, PR) OBP: 0.272, SLG: 0.277	0-0 FC6-4 1-2			0-0 6-3-4			0-0 HR		0-0 3B 2H	4 1 2 2 0 0 1 0 0 0 0 0 0 0										
Pete Ward, L (1,5) OBP: 0.382, SLG: 0.478 Don Buford, S (9,5) OBP: 0.361, SLG: 0.429		0-0 F9			0-0 L9-3 1B		0-0 F7		0-3 K	4 0 1 0 0 1 1 0 0 0 0 0 0 0										
Ron Hansen, R (1,6) OBP: 0.314, SLG: 0.383	4-0 G5-4-3 BB			0-0 L9-3 1-2			0-0 1B		0-0 5-3	3 0 1 0 1 0 2										
Al Weis, S (1,4) OBP: 0.315, SLG: 0.359		0-0 G5-4-3 1-2			0-0 F3		0-0 6-3			3 0 0 0 0 0 2										
Jimmie Schaffer, R (1,2) OBP: 0.250, SLG: 0.280			0-0 F6			0-0 F6		0-0 F8		3 0 0 0 0 0 0										
Bruce Howard, S (1,1) OBP: 0.294, SLG: 0.154 John Romano, R (8, PH) OBP: 0.327, SLG: 0.359 Hoyt Wilhelm, R (8,1)			0-0 4-3			0-3 K		0-3 K		2 0 0 0 0 1 0 1 0 0 0 0 1 0 0 0 0 0 0 0 0										
Inning Stats	R: 0 E: 0 K: 0 S: 3	H: 0 LOB: 1 BB: 1 P: 7	R: 0 E: 0 K: 0 S: 2	H: 0 LOB: 0 BB: 1 P: 6	R: 0 E: 0 K: 1 S: 3	H: 0 LOB: 0 BB: 0 P: 3	R: 0 E: 0 K: 1 S: 5	H: 1 LOB: 1 BB: 0 P: 3	R: 0 E: 0 K: 1 S: 6	H: 1 LOB: 1 BB: 0 P: 6	R: 1 E: 0 K: 0 S: 5	H: 2 LOB: 1 BB: 0 P: 5	R: 0 E: 0 K: 2 S: 7	H: 0 LOB: 0 BB: 0 P: 7	R: 1 E: 0 K: 2 S: 9	H: 2 LOB: 1 BB: 0 P: 9	1B: 3 2B: 2 3B: 1 HR: 1	SF: 0 SAC: 0 DP: 2 HBP: 0	WP: 0 PB: 0 SB: 0 CS: 0	PA: 33
PITCHER Pete Richert, L (1,1) ERA: 3.41	IP: 9.0 WLS: L BF: 33 H: 6 R: 2 ER: 2 SO: 6 BB: 2 IBB: 0 HBP: 0 BLK: 0 WP: 0 HR: 1 S: 43 P: 51 ERA: 2.00 WHIP: 0.889															PITCHER				

Chicago White Sox @ Washington Senators
D.C. Stadium, Washington, DC
Sun Jun 13 1965, 3:33 AM EDT
Att: 26,275 - Unknown

livebaseballscorecards.com

AB 31
R 2
H 6
RBI 2
BB 2
SO 6
LOB 10




Batter	1	2	3	4	5	6	7	8	9	AB	R	H	RBI	BB	SO	LOB	BOTTOM			
Joe Cunningham, L (1,3) OBP: 0.397, SLG: 0.404	0-0 6-3		0-3 K		4-0 FC6-4 BB		0-0 4-3			3 0 0 0 1 1 0										
Don Blasingame, L (1,4) OBP: 0.276, SLG: 0.330	0-0 F8		0-0 5-3		0-0 FC6-4 S 1-2		0-0 4-3			4 0 0 0 0 0 1										
Jim King, L (1,9) OBP: 0.373, SLG: 0.514	4-0 BB		0-3 K		0-3 K 1-2		0-0 6-3			3 0 0 0 1 2 1										
Frank Howard, R (1,7) OBP: 0.360, SLG: 0.511 Woodie Held, R (9,7) OBP: 0.392, SLG: 0.484	0-0 L7			0-0 6-3		0-0 2B 1B		0-0 F3		4 0 1 0 0 0 1 0 0 0 0 0 0 0										
Ken McMullen, R (1,5) OBP: 0.340, SLG: 0.464		0-0 5-3		0-0 F9		0-0 F2		0-0 F9		4 0 0 0 0 0 1										
Don Lock, R (1,8) OBP: 0.339, SLG: 0.349		0-0 HR		0-0 E7 2B		0-0 1-3 2B		0-3 K		4 1 3 1 0 1 0										
Mike Brumley, L (1,2) OBP: 0.248, SLG: 0.167		0-0 PB 1B		4-0 IBB		4-0 IBB			0-0 5-3	2 0 1 0 2 0 0										
Ed Brinkman, R (1,6) OBP: 0.239, SLG: 0.293 Willie Kirkland, L (9, PH) OBP: 0.247, SLG: 0.463		0-3 K		0-0 F6		0-0 F6			0-0 4-3	3 0 0 0 0 1 6 1 0 0 0 0 0 0										
Pete Richert, L (1,1) OBP: 0.150, SLG: 0.056 Bob Chance, L (9, PH) OBP: 0.280, SLG: 0.362		0-0 6-3			0-3 K		0-0 4-3			3 0 0 0 0 1 4 1 0 0 0 0 0 0										
Inning Stats	R: 0 E: 0 K: 0 S: 3	H: 0 LOB: 1 BB: 1 P: 7	R: 1 E: 0 K: 1 S: 7	H: 2 LOB: 1 BB: 0 P: 7	R: 0 E: 0 K: 2 S: 7	H: 0 LOB: 0 BB: 0 P: 7	R: 0 E: 1 K: 0 S: 4	H: 1 LOB: 2 BB: 1 P: 8	R: 0 E: 0 K: 2 S: 7	H: 0 LOB: 1 BB: 1 P: 11	R: 0 E: 0 K: 0 S: 5	H: 2 LOB: 3 BB: 1 P: 9	R: 0 E: 0 K: 1 S: 5	H: 0 LOB: 0 BB: 0 P: 5	R: 0 E: 0 K: 0 S: 3	H: 0 LOB: 0 BB: 0 P: 3	1B: 2 2B: 2 3B: 0 HR: 1	SF: 0 SAC: 0 DP: 0 HBP: 0	WP: 0 PB: 1 SB: 1 CS: 0	PA: 36
PITCHER Bruce Howard, R (1,1) ERA: 4.25 Hoyt Wilhelm, R (8,1) ERA: 2.5	IP: 7.0 WLS: W BF: 30 H: 5 R: 1 ER: 1 SO: 5 BB: 2 IBB: 0 HBP: 0 BLK: 0 WP: 0 HR: 1 S: 36 P: 52 ERA: 1.29 WHIP: 1.000															PITCHER				

Chicago White Sox @ Washington Senators
D.C. Stadium, Washington, DC
Sun Jun 13 1965, 3:33 AM EDT
Att: 26,275 - Unknown


livebaseballscorecards.com


AB 32
R 1
H 5
RBI 1
BB 4
SO 6
LOB 14



Batter	1	2	3	4	5	6	7	8	9	AB	R	H	RBI	BB	SO	LOB	TOP								
Joe Cunningham, L OBP: 0.397, SLG: 0.391	4-3		K			BB 2B BB	G6-4-3 BB		G4-6-3 1-2	3	1	0	0	2	1	1	Washington Senators @ Cleveland Indians Cleveland Municipal Stadium, Cleveland, OH Tue Jun 15 1965, 7:05 PM EDT Att. 4,537 - Unknown livebaseballscorecards.com								
Ken Hamlin, R OBP: 0.310, SLG: 0.333	5-3		K			BB 2B BB	K			3	1	0	0	1	2	2									
Ken McMullen, R OBP: 0.343, SLG: 0.463	FC6-4 1B		K			BB 2B BB	G6-4-3 1-2			3	0	1	0	1	1	2									
Frank Howard, R OBP: 0.359, SLG: 0.511	FC6-4 1-2			F9		BB 2B			K	4	0	1	2	0	1	1									
Woodie Held, R OBP: 0.379, SLG: 0.477		K		FC6-4 1B		BB 2B	6-3		K	4	0	1	0	0	2	2									
Don Lock, R OBP: 0.331, SLG: 0.340	3-1			L6			6-3		F5	4	0	0	0	0	0	1									
Doug Camilli, R OBP: 0.289, SLG: 0.314				FC6-4 1-2					G3 1B BB	2	0	0	0	1	1	1									
Don Blasingame, L OBP: 0.278, SLG: 0.330							K			0	1	0	0	1	0	0									
Ed Brinkman, R OBP: 0.241, SLG: 0.290							K		G3	2	0	0	0	1	2	0									
Ryne Duren, R							K			0	0	0	0	0	0	0									
Willie Kirkland, L OBP: 0.243, SLG: 0.456									1-2	1	0	0	0	0	0	1									
Howie Koplitz, R OBP: 0.067, SLG: 0.067										2	0	0	0	0	1	2									
Steve Ridzik, R OBP: 0.143, SLG: 0.143	4-3								G4-6-3 2H 1B	0	0	0	0	0	0	0									
Frank Kreutzer, R										2	0	2	1	0	0	0									
Don Zimmer, R OBP: 0.338, SLG: 0.350							BB 1B			2	0	2	1	0	0	0									
Inning Stats	R: 0 E: 0 K: 0 S: 4	H: 1 LOB: 1 BB: 0 P: 4	R: 0 E: 0 K: 1 S: 5	H: 0 LOB: 2 BB: 2 P: 13	R: 0 E: 0 K: 3 S: 9	H: 0 LOB: 0 BB: 0 P: 9	R: 0 E: 0 K: 0 S: 4	H: 1 LOB: 1 BB: 0 P: 4	R: 2 E: 0 K: 2 S: 8	H: 1 LOB: 2 BB: 3 P: 20	R: 0 E: 0 K: 2 S: 7	H: 0 LOB: 0 BB: 0 P: 7	R: 0 E: 0 K: 1 S: 5	H: 1 LOB: 1 BB: 1 P: 9	R: 0 E: 0 K: 2 S: 7	H: 0 LOB: 0 BB: 0 P: 7	R: 1 E: 0 K: 0 S: 3	H: 1 LOB: 0 BB: 1 P: 7	1B: 4 2B: 1 3B: 0 HR: 0	SF: 0 SAC: 0 DP: 2 HBP: 0	WP: 0 PB: 0 SB: 0 CS: 0	PA: 37			
PITCHER	IP	WLS	BF	H	R	ER	SO	BB	IBB	HBP	BLK	WP	HR	S	P	ERA	WHIP								
Sam McDowell, L ERA: 2.8	(1, 1)	6.0	W	28	4	2	2	8	6	0	0	0	0	38	62	3.00	1.667								
Gary Bell, R ERA: 3.0	(7, 1)	3.0	S	9	1	1	1	3	1	0	0	0	0	14	18	3.00	0.667								



Batter	1	2	3	4	5	6	7	8	9	AB	R	H	RBI	BB	SO	LOB	BOTTOM								
Dick Howser, R OBP: 0.363, SLG: 0.285	F4		F7			BB 1B BB	1B BB		F7	3	1	0	0	2	0	1	Washington Senators @ Cleveland Indians Cleveland Municipal Stadium, Cleveland, OH Tue Jun 15 1965, 7:05 PM EDT Att. 4,537 - Unknown livebaseballscorecards.com								
Vic Davallillo, L OBP: 0.392, SLG: 0.490	L6					BB 2H BB	BB			5	1	4	1	0	0	0									
Max Alvis, R OBP: 0.349, SLG: 0.495	K		K			BB 1B HR	1B 1B		1B	5	1	1	1	0	3	4									
Rocky Colavito, R OBP: 0.395, SLG: 0.516		BB 1B 1-3 BB		BB 1B 1B		BB 1B HR	HR			3	2	2	3	1	1	2									
Leon Wagner, L OBP: 0.345, SLG: 0.460		F4		G5-3 1B 1-3 1B		BB 4-3			F8	4	0	1	0	0	0	1									
Chuck Hinton, R OBP: 0.341, SLG: 0.430		1-3		F4		BB HR			F3	4	1	1	1	0	0	3									
Joe Azcue, R OBP: 0.295, SLG: 0.267						BB 1B			6-3	4	0	2	1	0	1	0									
Pedro Gonzalez, R OBP: 0.243, SLG: 0.319		F2		G5-3 2-3		BB 1B			E5 SH3-4 E	4	2	1	0	0	0	4									
Sam McDowell, L OBP: 0.133, SLG: 0.103									BB 1B	2	0	0	0	0	2	0									
Gary Bell, R OBP: 0.143, SLG: 0.571			K						SH3-4 1-2	1	0	0	0	0	1	1									
Inning Stats	R: 0 E: 0 K: 1 S: 5	H: 0 LOB: 0 BB: 0 P: 5	R: 0 E: 0 K: 0 S: 4	H: 1 LOB: 1 BB: 1 P: 8	R: 0 E: 0 K: 2 S: 8	H: 1 LOB: 1 BB: 0 P: 8	R: 1 E: 0 K: 0 S: 5	H: 3 LOB: 1 BB: 0 P: 5	R: 5 E: 0 K: 2 S: 11	H: 4 LOB: 0 BB: 1 P: 15	R: 1 E: 1 K: 2 S: 9	H: 1 LOB: 2 BB: 1 P: 13	R: 0 E: 0 K: 0 S: 3	H: 0 LOB: 0 BB: 0 P: 3	R: 1 E: 0 K: 1 S: 7	H: 2 LOB: 1 BB: 0 P: 7		1B: 9 2B: 1 3B: 0 HR: 2	SF: 0 SAC: 1 DP: 1 HBP: 0	WP: 0 PB: 0 SB: 2 CS: 0	PA: 39				
PITCHER	IP	WLS	BF	H	R	ER	SO	BB	IBB	HBP	BLK	WP	HR	S	P	ERA		WHIP							
Howie Koplitz, R ERA: 5.01	(1, 1)	4.1	L	21	7	4	4	4	0	0	0	0	0	27	35	8.31	2.077								
Steve Ridzik, R ERA: 4.47	(5, 1)	0.1		3	2	2	2	0	0	0	0	0	2	3	3	54.00	6.000								
Frank Kreutzer, L ERA: 5.28	(5, 1)	0.2		5	1	1	0	1	1	0	0	0	0	6	10	0.00	3.000								
Ryne Duren, R ERA: 2.87	(6, 1)	2.2		10	2	1	1	3	0	0	0	0	0	16	16	3.38	0.750								

Batter	1	2	3	4	5	6	7	8	9	AB	R	H	RBI	BB	SO	LOB	TOP			
Don Blasingame, L (1,4) OBP: 0.278, SLG: 0.324	F4		G3			BB		F2		3	0	0	0	1	0	1	Washington Senators @ Cleveland Indians Cleveland Municipal Stadium, Cleveland, OH Wed Jun 16 1965, 7:05 PM EDT Att: 6,250 - Unknown 			
Ken McMullen, R (1,5) OBP: 0.337, SLG: 0.454	6-3		F2					L5-3		4	0	0	0	0	0	2				
Jim King, L (1,9) OBP: 0.362, SLG: 0.496	K		4-3						L4	4	0	0	0	0	2	1				
Frank Howard, R (1,7) OBP: 0.357, SLG: 0.504		HBP		6-3					E6	3	0	0	0	0	1	1				
Woodie Held, R (1,8) OBP: 0.376, SLG: 0.471		F5		3-1					FC1-4	4	0	1	0	0	0	2				
Joe Cunningham, L (1,3) OBP: 0.374, SLG: 0.375		E4		K					FC6-4	4	0	0	0	0	1	3				
Mike Brumley, L (1,2) OBP: 0.240, SLG: 0.161		F5			F7					3	0	0	0	0	0	3				
Ed Brinkman, R (1,6) OBP: 0.243, SLG: 0.288										1	0	0	0	1	1	0				
Willie Kirkland, L (7, PH) OBP: 0.278, SLG: 0.360										1	0	0	0	0	0	1				
Ken Hamlin, R (7,6) OBP: 0.310, SLG: 0.333										0	0	0	0	0	0	0				
Phil Ortega, R (1,1) OBP: 0.226, SLG: 0.214										1	0	0	0	0	1	3				
Bob Chance, L (5, PH) OBP: 0.077, SLG: 0.308										1	0	0	0	0	1	0				
Buster Narum, R (5,1) OBP: 0.077, SLG: 0.308										0	0	0	0	0	0	0				
Don Zimmer, R (8, PH) OBP: 0.347, SLG: 0.350										0	0	0	0	1	0	0				
Ron Kline, R (8,1) OBP: 0.347, SLG: 0.350										0	0	0	0	0	0	0				
Inning Stats	R: 0 E: 0 K: 1 S: 5	H: 0 LOB: 0 BB: 0 P: 5	R: 0 E: 1 K: 1 S: 6	H: 0 LOB: 3 BB: 1 P: 11	R: 0 E: 0 K: 0 S: 3	H: 0 LOB: 0 BB: 0 P: 3	R: 0 E: 0 K: 1 S: 5	H: 0 LOB: 0 BB: 0 P: 5	R: 0 E: 0 K: 2 S: 7	H: 0 LOB: 0 BB: 0 P: 7	R: 0 E: 0 K: 0 S: 4	H: 1 LOB: 1 BB: 0 P: 4	R: 0 E: 0 K: 0 S: 2	H: 0 LOB: 0 BB: 1 P: 6	R: 0 E: 1 K: 0 S: 4	H: 0 LOB: 1 BB: 0 P: 4	1B: 1 2B: 1 3B: 0 HR: 0	SF: 0 SAC: 0 DP: 1 HBP: 1	WP: 0 PB: 0 SB: 0 CS: 0	PA: 33
PITCHER Luis Tiant, R (1,1) ERA: 3.05	IP: 9.0 WLS: W BF: 33 H: 1 R: 0 ER: 0 SO: 7 BB: 2 IBB: 1 HBP: 1 BLK: 0 WP: 0 HR: 0 S: 43 P: 56 ERA: 0.00 WHIP: 0.333															PITCHER				

Batter	1	2	3	4	5	6	7	8	9	AB	R	H	RBI	BB	SO	LOB	BOTTOM			
Dick Howser, R (1,6) OBP: 0.361, SLG: 0.280	1B		G6-4-3		6-3		1-3			3	0	0	0	1	0	3	Washington Senators @ Cleveland Indians Cleveland Municipal Stadium, Cleveland, OH Wed Jun 16 1965, 7:05 PM EDT Att: 6,250 - Unknown 			
Vic Davallillo, L (1,8) OBP: 0.390, SLG: 0.485	F9					L6		E6		4	2	1	0	0	0	1				
Max Alvis, R (1,5) OBP: 0.356, SLG: 0.498						F3				3	1	2	0	1	0	0				
Rocky Colavito, R (1,9) OBP: 0.388, SLG: 0.505						F9		FC5-4		4	0	0	0	0	0	6				
Leon Wagner, L (1,7) OBP: 0.353, SLG: 0.478										3	2	2	4	1	0	0				
Chuck Hinton, R (1,3) OBP: 0.335, SLG: 0.422										3	0	0	0	0	0	2				
Joe Azcue, R (1,2) OBP: 0.289, SLG: 0.261										3	0	0	0	0	0	1				
Pedro Gonzalez, R (1,4) OBP: 0.247, SLG: 0.310										2	0	0	0	1	0	0				
Luis Tiant, R (1,1) OBP: 0.074, SLG: 0.038										2	0	1	1	1	0	0				
Inning Stats	R: 0 E: 0 K: 0 S: 3	H: 1 LOB: 1 BB: 1 P: 7	R: 0 E: 0 K: 0 S: 2	H: 0 LOB: 0 BB: 1 P: 6	R: 0 E: 0 K: 0 S: 2	H: 0 LOB: 0 BB: 1 P: 6	R: 3 E: 0 K: 0 S: 5	H: 2 LOB: 0 BB: 1 P: 9	R: 0 E: 0 K: 0 S: 3	H: 0 LOB: 0 BB: 0 P: 3	R: 1 E: 1 K: 0 S: 5	H: 1 LOB: 2 BB: 1 P: 9	R: 1 E: 1 K: 0 S: 5	H: 2 LOB: 1 BB: 0 P: 5	R: 1 E: 1 K: 0 S: 5	H: 2 LOB: 1 BB: 0 P: 5		1B: 5 2B: 0 3B: 0 HR: 1	SF: 0 SAC: 1 DP: 2 HBP: 0	WP: 0 PB: 0 SB: 0 CS: 1
PITCHER Phil Ortega, R (1,1) ERA: 4.8	IP: 4.0 WLS: L BF: 16 H: 3 R: 3 ER: 3 SO: 3 BB: 4 IBB: 0 HBP: 0 BLK: 0 WP: 0 HR: 1 S: 12 P: 28 ERA: 6.75 WHIP: 1.750															PITCHER				
Buster Narum, R (5,1) ERA: 5.47	3.0 12 1 1 0 0 0 1 0 0 0 0 0 11 15 0.00 0.333																			
Ron Kline, R (8,1) ERA: 1.96	1.0 5 2 1 0 0 0 0 0 0 0 0 5 5 0.00 2.000																			

Batter	1	2	3	4	5	6	7	8	9	AB	R	H	RBI	BB	SO	LOB	TOP										
Don Blasingame, L (1,4) OBP: 0.271, SLG: 0.314	F8		4-3			6-3		4-3		4	0	0	0	0	0	0	<p>Washington Senators @ Baltimore Orioles</p> <p>Memorial Stadium, Baltimore, MD</p> <p>Sun Jun 20 1965, 3:33 AM EDT</p> <p>Att: 8,332 - Unknown</p>										
Woodie Held, R (1,5) OBP: 0.374, SLG: 0.461	F8			5-3		FC4-6 BB		1B		3	0	1	0	1	0	0											
Jim King, L (1,9) OBP: 0.357, SLG: 0.480	K			F5		FC4-6 HR		4-3		4	1	0	0	0	1	2											
Frank Howard, R (1,7) OBP: 0.348, SLG: 0.498		6-3		1B 1B		HR		L6		4	1	2	2	0	0	0											
Don Lock, R (1,8) OBP: 0.323, SLG: 0.335	5-3			1B		F3		F8		4	0	1	0	0	0	0											
Bob Chance, L (1,3) OBP: 0.284, SLG: 0.351	FC5-4 1B			4-3			F8		K	4	0	1	0	0	1	2											
Don Zimmer, R (1,2) OBP: 0.322, SLG: 0.319	FC5-4 1-2			6-3			F4			3	0	0	0	0	0	1											
Ed Brinkman, R (1,6) OBP: 0.239, SLG: 0.280			L7							2	0	0	0	0	0	0											
Joe Cunningham, L (7, PH) OBP: 0.356, SLG: 0.356				L9						1	0	0	0	0	0	0											
Ken Hamlin, R (7,6) OBP: 0.318, SLG: 0.342							6-3			0	0	0	0	0	0	0											
Howie Koplitz, R (1,1) OBP: 0.363, SLG: 0.063										1	0	0	0	0	1	0											
Mike Scambray, L (5, PH) OBP: 0.237, SLG: 0.155										1	0	0	0	0	0	0											
Mike McCormick, L (5,1) OBP: 0.220, SLG: 0.059										0	0	0	0	0	0	0											
Willie Kirkpatrick, L (8, PH) OBP: 0.225, SLG: 0.425										1	0	0	0	0	1	0											
Ryne Duren, R (8,1) OBP: 0.143, SLG: 0.143										0	0	0	0	0	0	0											
Steve Riddick, R (8,1) OBP: 0.333, SLG: 1.000										0	0	0	0	0	0	0											
Inning Stats	R: 0 E: 0 K: 1 S: 5	H: 0 LOB: 0 BB: 0 P: 5	R: 0 E: 0 K: 0 S: 4	H: 1 LOB: 1 BB: 0 P: 4	R: 0 E: 0 K: 1 S: 5	H: 0 LOB: 0 BB: 0 P: 5	R: 0 E: 0 K: 0 S: 5	H: 2 LOB: 2 BB: 0 P: 5	R: 0 E: 0 K: 0 S: 3	H: 0 LOB: 0 BB: 0 P: 3	R: 2 E: 0 K: 0 S: 4	H: 1 LOB: 0 BB: 1 P: 8	R: 0 E: 0 K: 0 S: 3	H: 0 LOB: 0 BB: 0 P: 3	R: 0 E: 0 K: 1 S: 6	H: 1 LOB: 1 BB: 0 P: 6	R: 0 E: 0 K: 1 S: 5	H: 0 LOB: 0 BB: 0 P: 5	1B: 4 2B: 0 3B: 0 HR: 1	SF: 0 SAC: 0 DP: 0 HBP: 0	WP: 0 PB: 0 CS: 0	PA: 33					
PITCHER	IP	WLS	BF	H	R	ER	SO	BB	IBB	HBP	BLK	WP	HR	S	P	ERA	WHIP										
Wally Bunker, R (1,1) ERA: 3.27	9.0	W	33	5	2	2	4	1	0	0	0	0	1	40	44	2.00	0.667										

Batter	1	2	3	4	5	6	7	8	9	AB	R	H	RBI	BB	SO	LOB	BOTTOM										
Russ Snyder, L (1,8) OBP: 0.358, SLG: 0.319	1-3		F3		IBB 1B		4-3	1B E		5	1	2	2	0	0	0	<p>Washington Senators @ Baltimore Orioles</p> <p>Memorial Stadium, Baltimore, MD</p> <p>Sun Jun 20 1965, 3:33 AM EDT</p> <p>Att: 8,332 - Unknown</p>										
Luis Aparicio, R (1,6) OBP: 0.281, SLG: 0.347	K		F3		F8		5-3	F7		5	0	0	0	0	1	3											
Boog Powell, L (1,7) OBP: 0.326, SLG: 0.358	FC6-4 BB		F4		E 1B					3	0	1	0	1	1	0											
Jackie Brandt, R (8,7) OBP: 0.315, SLG: 0.467							K	E 1B		1	1	1	1	0	0	0											
Brooks Robinson, R (1,5) OBP: 0.368, SLG: 0.447	FC6-4 1-2		F7		1-2 2-3 IBB			F8 E7 2B		4	1	1	2	1	0	1											
Curt Blefary, L (1,9) OBP: 0.402, SLG: 0.537										3	2	2	0	1	0	2											
Paul Blair, R (8, PR) OBP: 0.300, SLG: 0.309										1	1	1	1	0	0	0											
Norm Siebern, L (1,3) OBP: 0.384, SLG: 0.481		2B 1B		2B BB						4	4	3	3	1	1	1											
John Orsino, R (1,2) OBP: 0.333, SLG: 0.432		1B G4-6-3 2B		1B 2B						2	1	1	0	2	1	0											
Jerry Adair, R (1,4) OBP: 0.319, SLG: 0.338		G4-6-3		1B BB						4	1	2	2	0	0	1											
Wally Bunker, R (1,1) OBP: 0.364, SLG: 0.176		6-3		FC4-6 1B						3	1	0	1	1	0	1											
Inning Stats	R: 0 E: 0 K: 1 S: 5	H: 0 LOB: 1 BB: 1 P: 9	R: 2 E: 0 K: 0 S: 5	H: 3 LOB: 0 BB: 0 P: 5	R: 0 E: 0 K: 0 S: 3	H: 0 LOB: 0 BB: 0 P: 3	R: 2 E: 0 K: 0 S: 4	H: 2 LOB: 1 BB: 2 P: 12	R: 0 E: 1 K: 0 S: 4	H: 2 LOB: 2 BB: 1 P: 8	R: 1 E: 0 K: 1 S: 6	H: 1 LOB: 0 BB: 0 P: 6	R: 0 E: 0 K: 1 S: 5	H: 0 LOB: 0 BB: 0 P: 5	R: 3 E: 1 K: 1 S: 11	H: 6 LOB: 1 BB: 3 P: 23		R: 0 E: 0 K: 1 S: 5	H: 0 LOB: 0 BB: 0 P: 5	R: 3 E: 1 K: 1 S: 11	H: 6 LOB: 1 BB: 3 P: 23	1B: 10 2B: 3 3B: 0 HR: 1	SF: 0 SAC: 0 DP: 1 HBP: 0	WP: 1 PB: 0 CS: 0	PA: 42		
PITCHER	IP	WLS	BF	H	R	ER	SO	BB	IBB	HBP	BLK	WP	HR	S	P	ERA		WHIP									
Howie Koplitz, R (1,1) ERA: 5.45	4.0	L	18	5	4	4	1	3	0	0	0	0	0	17	29	9.00	2.000										
Mike McCormick, L (5,1) ERA: 3.29	3.0		12	3	1	1	2	0	1	0	0	0	1	15	19	3.00	1.000										
Ryne Duren, R (8,1) ERA: 5.06	0.1		5	2	4	4	0	1	1	0	0	1	0	3	11	108.00	9.000										
Steve Riddick, R (8,1) ERA: 5.07	0.1		5	3	3	3	0	1	0	0	0	0	0	4	8	81.00	12.000										
Marshall Bridges, L (8,1) ERA: 1.8	0.1		2	1	1	1	1	0	0	0	0	0	0	4	4	27.00	3.000										



Batter	1	2	3	4	5	6	7	8	9	AB	R	H	RBI	BB	SO	LOB	TOP										
Don Blasingame, L (1,4) OBP: 0.276, SLG: 0.318										4	0	2	0	0	0	1	<p>Washington Senators @ Chicago White Sox Comiskey Park, Chicago, IL Wed Jun 23 1965, 8:05 PM EDT Att: 18,135 - Unknown</p> <p>livebaseballscores.com</p>										
Ken McMullen, R (1,5) OBP: 0.326, SLG: 0.433										4	0	2	0	0	1	2											
Willie Kirkland, L (1,7) OBP: 0.244, SLG: 0.418										3	0	2	0	1	0	1											
Jim King, L (1,9) Woodie Held, R (8, PH) OBP: 0.350, SLG: 0.469 OBP: 0.373, SLG: 0.463										3	0	0	0	0	0	4											
Bob Chance, L (1,3) Don Zimmer, R (9, PH) OBP: 0.279, SLG: 0.344 OBP: 0.326, SLG: 0.325										3	0	0	0	0	1	1											
Don Lock, R (1,8) OBP: 0.320, SLG: 0.327										4	0	0	0	0	2	1											
Mike Brumley, L (1,2) OBP: 0.223, SLG: 0.149										4	0	0	0	0	0	0											
Ed Brinkman, R (1,6)										3	0	1	0	0	0	0											
Bennie Daniels, L (1,1) Mike McCormick, L (4,1) Joe Cunningham, L (8, PH) Ron Kline, R (8,1) Frank Kreutzer, R (8,1)										1	0	0	0	0	1	1											
										1	0	0	0	0	1	0											
										1	0	0	0	0	0	0											
										0	0	0	0	0	0	0											
										0	0	0	0	0	0	0											
Inning Stats	R: 0 E: 0 K: 0 S: 4	H: 2 LOB: 1 BB: 0 P: 4	R: 0 E: 0 K: 1 S: 5	H: 0 LOB: 0 BB: 0 P: 5	R: 0 E: 0 K: 2 S: 8	H: 1 LOB: 1 BB: 0 P: 8	R: 0 E: 0 K: 1 S: 6	H: 1 LOB: 1 BB: 0 P: 6	R: 0 E: 0 K: 1 S: 5	H: 0 LOB: 0 BB: 0 P: 5	R: 0 E: 0 K: 0 S: 4	H: 1 LOB: 1 BB: 0 P: 4	R: 0 E: 0 K: 0 S: 3	H: 0 LOB: 0 BB: 0 P: 3	R: 0 E: 0 K: 0 S: 5	H: 2 LOB: 2 BB: 1 P: 9	R: 0 E: 0 K: 1 S: 5	H: 0 LOB: 0 BB: 0 P: 5	1B: 7 2B: 0 3B: 0 HR: 0	SF: 0 SAC: 0 DP: 1 HBP: 0	WP: 0 PB: 0 CS: 0	PA: 34					
PITCHER	IP	WLS	BF	H	R	ER	SO	BB	IBB	HBP	BLK	WP	HR	S	P	ERA	WHIP	PITCHER									
John Buzhardt, R (1,1) ERA: 2.54	7.2	W	30	7	0	0	5	1	0	0	0	0	0	39	43	0.00	1.043										
Gary Peters, L (8,1) ERA: 4.0	0.1		1	0	0	0	0	0	0	0	0	0	0	1	1	0.00	0.000										
Eddie Fisher, R (9,1) ERA: 1.33	1.0	S	3	0	0	0	1	0	0	0	0	0	0	5	5	0.00	0.000										

Batter	1	2	3	4	5	6	7	8	9	AB	R	H	RBI	BB	SO	LOB	BOTTOM										
Don Buford, S (1,4) OBP: 0.348, SLG: 0.399										4	0	1	0	1	1	0	<p>Washington Senators @ Chicago White Sox Comiskey Park, Chicago, IL Wed Jun 23 1965, 8:05 PM EDT Att: 18,135 - Unknown</p> <p>livebaseballscores.com</p>										
Floyd Robinson, L (1,9) OBP: 0.312, SLG: 0.346										4	1	2	0	1	1	1											
Pete Ward, L (1,5) OBP: 0.369, SLG: 0.463										4	1	1	0	1	0	1											
Bill Skowron, R (1,3) OBP: 0.322, SLG: 0.441										4	0	0	0	0	1	3											
Tom McCraw, L (8,3) OBP: 0.259, SLG: 0.262										1	0	0	0	0	1	3											
J.C. Martin, L (1,2) OBP: 0.376, SLG: 0.418										3	1	2	0	1	1	0											
Ron Hansen, R (1,6) OBP: 0.319, SLG: 0.395										4	1	3	3	0	0	1											
Dave Nicholson, R (1,7) OBP: 0.239, SLG: 0.357										3	1	1	2	1	2	2											
Ken Berry, R (1,8) OBP: 0.266, SLG: 0.322										4	0	1	0	0	1	3											
John Buzhardt, R (1,1) OBP: 0.231, SLG: 0.091										3	0	0	0	0	1	2											
Gary Peters, L (8,1) OBP: 0.135, SLG: 0.111										1	0	0	0	0	1	0											
Eddie Fisher, R (9,1) OBP: 0.063, SLG: 0.063										0	0	0	0	0	0	0											
Inning Stats	R: 0 E: 0 K: 1 S: 6	H: 1 LOB: 1 BB: 0 P: 6	R: 0 E: 0 K: 1 S: 7	H: 2 LOB: 2 BB: 0 P: 7	R: 2 E: 0 K: 0 S: 6	H: 3 LOB: 3 BB: 2 P: 14	R: 0 E: 0 K: 1 S: 5	H: 0 LOB: 0 BB: 0 P: 5	R: 1 E: 0 K: 2 S: 9	H: 2 LOB: 1 BB: 0 P: 9	R: 0 E: 0 K: 2 S: 7	H: 0 LOB: 1 BB: 1 P: 11	R: 0 E: 0 K: 1 S: 5	H: 0 LOB: 0 BB: 0 P: 5	R: 2 E: 0 K: 2 S: 10	H: 3 LOB: 3 BB: 2 P: 18	R: 2 E: 0 K: 2 S: 10	H: 3 LOB: 3 BB: 2 P: 18	1B: 9 2B: 1 3B: 0 HR: 1	SF: 0 SAC: 0 DP: 0 HBP: 0	WP: 1 PB: 0 CS: 0	PA: 40					
PITCHER	IP	WLS	BF	H	R	ER	SO	BB	IBB	HBP	BLK	WP	HR	S	P	ERA	WHIP	PITCHER									
Bennie Daniels, R (1,1) ERA: 3.63	3.0	L	17	6	2	2	2	1	0	0	0	0	0	19	27	6.00	2.333										
Mike McCormick, L (4,1) ERA: 3.23	4.0		15	2	1	1	6	1	0	0	0	0	0	26	30	2.25	0.750										
Ron Kline, R (8,1) ERA: 2.31	0.2		6	3	2	2	1	1	0	0	0	1	1	7	11	27.00	6.000										
Frank Kreutzer, L (8,1) ERA: 5.23	0.1		2	0	0	0	1	1	0	0	0	0	0	3	7	0.00	3.000										

Batter	1	2	3	4	5	6	7	8	9	AB R H RBI BB SO LOB	TOP									
Joe Cunningham, L OBP: 0.344, SLG: 0.333	0-0 WP 1B		0-0 F6			0-0 4-3	0-0 3-1		0-0 6-3	5 0 1 0 0 0 2	Washington Senators @ Boston Red Sox Fenway Park, Boston, MA Fri Jun 25 1965, 7:05 PM EDT Att: 9,287 - Unknown									
Ken McMullen, R OBP: 0.327, SLG: 0.444	0-0 F9 1-2		0-0 F9			0-0 HR 1B	0-0 HR 2H		0-3 K 2	5 2 2 2 0 1 2										
Woodie Held, R OBP: 0.374, SLG: 0.477	0-3 K 6, 6			0-0 F9 1		0-0 HR 1H	4-0 BB		0-0 1-3 3	4 1 1 2 1 1 1										
Frank Howard, R OBP: 0.347, SLG: 0.494	0-0 5-3 3			0-0 F4 2		0-0 E 1B	0-0 1-3 3			4 0 1 0 0 0 2										
Don Lock, R OBP: 0.313, SLG: 0.320		0-0 2-3 1		0-3 K 3		0-0 E3 1-2		0-0 6-3 1		4 0 0 0 0 1 1										
Don Zimmer, R OBP: 0.323, SLG: 0.321		0-0 6-3 2			0-0 5-3 1	0-3 K 2		0-0 HR 1B		4 1 1 0 0 1 2										
Doug Camilli, R OBP: 0.303, SLG: 0.303					0-0 F9 2	0-0 F5 3		0-0 HR 1H		3 0 0 0 0 0 2										
Willie Kirkland, L OBP: 0.253, SLG: 0.463		0-0 L4 3								1 1 1 2 0 0 0										
Ed Brinkman, R OBP: 0.251, SLG: 0.294			1-0 SH1-4 HBP				0-0 F5 1	0-0 F8 2		2 0 1 0 0 0 0										
Don Blasingame, L OBP: 0.274, SLG: 0.317										1 0 0 0 0 0 0										
Buster Narum, R ERA: 4.35			0-0 SH1-4 1			0-3 K 3	0-0 HR 3-1 1B			1 0 0 0 0 1 1										
Inning Stats	R: 0 E: 0 K: 1 S: 6	H: 1 LOB: 1 BB: 0 P: 6	R: 0 E: 0 K: 0 S: 3	H: 0 LOB: 0 BB: 0 P: 3	R: 0 E: 0 K: 0 S: 3	H: 0 LOB: 1 BB: 0 P: 4	R: 0 E: 0 K: 1 S: 5	H: 1 LOB: 1 BB: 0 P: 6	R: 2 E: 1 K: 1 S: 9	H: 3 LOB: 2 BB: 0 P: 9		R: 2 E: 0 K: 1 S: 7	H: 2 LOB: 1 BB: 1 P: 9	R: 2 E: 0 K: 1 S: 5	H: 2 LOB: 0 BB: 0 P: 7	R: 0 E: 0 K: 1 S: 5	H: 0 LOB: 0 BB: 0 P: 5	1B: 6 2B: 0 3B: 0 HR: 3	SF: 0 SAC: 1 DP: 0 HBP: 1	WP: 1 PB: 0 SB: 0 CS: 0
PITCHER	IP WLS BF H R ER SO BB IBB HBP BLK WP HR S P ERA WHIP											IP WLS BF H R ER SO BB IBB HBP BLK WP HR S P ERA WHIP								
Dennis Bennett, L ERA: 4.35	(1, 1) 6.2 W 30 7 4 4 4 4 1 0 1 0 1 2 36 41 5.40 1.200																			
Bob Duliba, R ERA: 4.0	(7, 1) 0.2 4 2 2 2 0 0 0 0 0 0 1 4 4 27.00 3.000																			
Dick Radatz, R ERA: 4.78	(8, 1) 1.2 S 5 0 0 0 2 0 0 0 0 0 0 0 9 9 0.00 0.000																			

Batter	1	2	3	4	5	6	7	8	9	AB R H RBI BB SO LOB	BOTTOM									
Lenny Green, L OBP: 0.354, SLG: 0.431	0-3 K 1		0-3 K 3			0-3 K 1	0-0 6-3 1		0-3 K 1	5 0 0 0 0 4 3	Washington Senators @ Boston Red Sox Fenway Park, Boston, MA Fri Jun 25 1965, 7:05 PM EDT Att: 9,287 - Unknown									
Dalton Jones, L OBP: 0.356, SLG: 0.428	0-0 F5 2			0-0 6-3 1	0-3 K 2	0-0 F5 2		0-0 5-3 2		4 0 0 0 0 1 3										
Frank Malzone, R OBP: 0.284, SLG: 0.263										1 0 0 0 0 0 0										
Carl Yastrzemski, L OBP: 0.386, SLG: 0.624	0-0 1B			0-0 HR	4-0 1B 1-2 2-3 3-H	0-0 1B BB	0-0 1B	0-0 3-1 3		4 2 3 2 1 0 0										
Felix Mantilla, R OBP: 0.402, SLG: 0.506	0-0 F7 3			4-0 BB	0-0 1B 1-3 2-H 3-H	0-0 1B 1B	0-0 F9 3			3 1 1 2 1 0 2										
Lee Thomas, L OBP: 0.360, SLG: 0.491		0-0 F9 1		0-3 K 2	0-0 BB 1-3 3-H	0-0 1B 2B 1B		0-0 F7 1		4 1 1 1 0 1 1										
Tony Conigliaro, R OBP: 0.313, SLG: 0.455	0-3 K 2			0-3 K 3	0-0 BB 1-2 3-H	0-0 BB 2B 1B		0-3 K 2		4 1 1 1 0 3 1										
Bob Tillman, R OBP: 0.277, SLG: 0.341	0-0 4-3 3				0-0 BB 1B		0-0 2B 1B			2 1 1 0 2 0 0										
Rico Petrocelli, R OBP: 0.239, SLG: 0.300			0-3 K 1							4 1 3 2 0 1 0										
Dennis Bennett, L OBP: 0.300, SLG: 0.300										3 1 1 0 0 1 2										
Bob Duliba, R ERA: 4.97			0-0 4-3 2							1 0 0 0 0 0 2										
Dick Radatz, R OBP: 0.375, SLG: 0.600										0 0 0 0 0 0 0										
Inning Stats	R: 0 E: 0 K: 1 S: 6	H: 1 LOB: 1 BB: 0 P: 6	R: 0 E: 0 K: 1 S: 5	H: 0 LOB: 0 BB: 0 P: 5	R: 0 E: 0 K: 2 S: 7	H: 0 LOB: 0 BB: 0 P: 7	R: 1 E: 0 K: 2 S: 8	H: 1 LOB: 1 BB: 1 P: 12	R: 7 E: 0 K: 3 S: 15	H: 6 LOB: 2 BB: 3 P: 27	R: 0 E: 0 K: 0 S: 4	H: 1 LOB: 1 BB: 0 P: 4	R: 0 E: 0 K: 1 S: 7	H: 2 LOB: 2 BB: 0 P: 7	R: 0 E: 0 K: 1 S: 5	H: 0 LOB: 0 BB: 0 P: 5	1B: 8 2B: 2 3B: 0 HR: 1	SF: 0 SAC: 0 DP: 0 HBP: 0	WP: 0 PB: 0 SB: 0 CS: 0	PA: 39
PITCHER	IP WLS BF H R ER SO BB IBB HBP BLK WP HR S P ERA WHIP											IP WLS BF H R ER SO BB IBB HBP BLK WP HR S P ERA WHIP								
Buster Narum, R ERA: 2.7	(1, 1) 4.2 L 22 5 6 6 8 3 0 0 0 0 0 0 35 47 11.57 1.714																			
Marshall Bridges, L ERA: 2.7	(5, 1) 0.0 4 3 2 2 0 1 0 0 0 0 0 0 3 7 - - -																			
Ryne Duren, R ERA: 4.93	(5, 1) 1.1 5 1 0 0 1 0 0 0 0 0 0 7 7 0.00 0.750																			
Steve Riddick, R ERA: 4.97	(7, 1) 1.0 5 2 0 0 1 0 0 0 0 0 0 7 7 0.00 2.000																			
Mike McCormick, L ERA: 3.18	(8, 1) 1.0 3 0 0 0 1 0 0 0 0 0 0 5 5 0.00 0.000																			

Batter	1	2	3	4	5	6	7	8	9	AB	R	H	RBI	BB	SO	LOB	TOP																			
Don Blasingame, L (1,4) OBP: 0.282, SLG: 0.320 Ken Hamlin, R (8,4) OBP: 0.318, SLG: 0.342	0-0 1B HR	0-0 F9		0-0 SH 2B SF8	0-0 G3		4-0 BB	0-0 1B		4	2	2	1	1	0	3																				
Ken McMullen, R (1,5) OBP: 0.327, SLG: 0.446	0-0 1B HR	0-0 F9		0-0 SF8 1-3 3-H	0-0 5-3		0-3 K	0-3 K		6	1	2	1	0	2	6																				
Willie Kirkland, L (1,8) OBP: 0.269, SLG: 0.494	0-0 1B HR	4-0 BB		0-3 K		0-0 G3		0-0 SH BB 1B	0-0 F9	5	2	2	3	1	1	2																				
Frank Howard, R (1,7) OBP: 0.348, SLG: 0.488 Don Lock, R (8, PR) OBP: 0.312, SLG: 0.318	0-3 K	0-3 K		4-0 BB		0-0 6-3		4-0 BB SH 2B BB	0-3 K	3	0	0	0	2	2	2																				
Jim King, L (1,9) OBP: 0.356, SLG: 0.477 Woodie Held, R (4, PH) OBP: 0.373, SLG: 0.474	0-0 2B		4-0 F8 BB SF8-2-5	0-0 SF8		0-0 5-3		0-0 SH BB 2B	4-0 BB	1	1	1	0	1	0	0																				
Joe Cunningham, L (1,3) OBP: 0.365, SLG: 0.336	0-0 1B		4-0 F8 BB	0-0 1-3			4-0 2B 5-3 BB	4-0 2B BB	4-0 BB	2	2	1	1	4	0	2																				
Don Zimmer, R (1,2) OBP: 0.314, SLG: 0.322	0-0 F3		0-0 F8	0-0 F8		0-0 F8		0-3 K	0-0 SH1-3 1B 2B	6	1	1	3	0	1	7																				
Ed Brinkman, R (1,6) OBP: 0.255, SLG: 0.303	0-0 L6		0-0 SF8-2-5	0-0 G3 BLK 1B		0-0 G3 BLK 1B		0-0 6-3		4	0	2	1	0	0	4																				
Howie Koplitz, R (1,1) OBP: 0.118, SLG: 0.118 Phil Ortega, R (2,1) OBP: 0.273, SLG: 0.241 Mike Brumley, L (7, PH) OBP: 0.221, SLG: 0.147 Ron Kline, R (7,1)		0-0 BB 1B		0-0 SH 2B 1B		4-0 G3 BB		0-0 5-3	0-0 SH1-3	1	0	1	0	0	0	0																				
Inning Stats	R: 3 E: 0 K: 1 S: 10	H: 5 LOB: 2 BB: 0 P: 10	R: 0 E: 0 K: 1 S: 6	H: 1 LOB: 2 BB: 1 P: 10	R: 1 E: 0 K: 0 S: 2	H: 0 LOB: 0 BB: 2 P: 10	R: 2 E: 1 K: 1 S: 8	H: 2 LOB: 2 BB: 1 P: 12	R: 0 E: 0 K: 0 S: 4	H: 1 LOB: 2 BB: 1 P: 8	R: 0 E: 0 K: 0 S: 3	H: 0 LOB: 0 BB: 0 P: 3	R: 1 E: 0 K: 2 S: 8	H: 1 LOB: 2 BB: 2 P: 16	R: 5 E: 0 K: 1 S: 9	H: 3 LOB: 1 BB: 2 P: 17	R: 0 E: 0 K: 1 S: 5	H: 0 LOB: 2 BB: 2 P: 13	1B: 8 2B: 5 3B: 0 HR: 1	SF: 2 SAC: 3 DP: 1 HBP: 0	WP: 0 PB: 0 SB: 0 CS: 0	PA: 52														
PITCHER	IP WLS BF H R ER SO BB IBB HBP BLK WP HR S P ERA WHIP																																			
Dave Morehead, R (1,1) ERA: 4.31	3.0	18	7	5	5	2	3	0	0	0	0	0	1	19	31	15.00	3.333																			
Arnold Earley, L (4,1) ERA: 3.53	3.0	14	2	1	0	1	2	0	0	1	0	0	0	14	22	0.00	1.333																			
Dick Radatz, R (7,1) ERA: 5.53	1.0	L	10	2	5	5	2	4	0	0	0	0	0	10	26	45.00	6.000																			
Jay Ritchie, R (8,1) ERA: 2.34	2.0	10	2	1	1	2	2	0	0	0	0	0	0	12	20	4.50	2.000																			

Washington Senators @ Boston Red Sox
Fenway Park, Boston, MA
Sat Jun 26 1965, 3:33 AM EDT
Att: 5,718 - Unknown

AB 36
R 12
H 13
RBI 12
BB 11
SO 7
LOB 27



Batter	1	2	3	4	5	6	7	8	9	AB	R	H	RBI	BB	SO	LOB	BOTTOM																			
Lenny Green, L (1,8) OBP: 0.348, SLG: 0.422	0-0 4-3	0-0 G4-6-3		0-0 F7		0-0 F7			0-0 F7	5	0	0	0	0	0	5																				
Dalton Jones, L (1,5) OBP: 0.364, SLG: 0.430	1-0 1B PB SF8 HBP	0-0 CS 1B		0-0 G5-4-3 1B		0-0 F8		0-0 FC4-6 1B	4	2	2	0	0	0	1																					
Carl Yastrzemski, L (1,7) OBP: 0.491, SLG: 0.621	0-0 1B HR	0-0 CS	4-0 BB	0-0 F3		0-0 4-3		0-0 1B	4	1	2	0	1	0	1																					
Felix Mantilla, R (1,4) OBP: 0.399, SLG: 0.502	0-0 SF8		0-0 F6	0-0 G5-4-3		0-0 5-3		0-0 1B	4	0	1	2	0	0	2																					
Lee Thomas, L (1,3) OBP: 0.360, SLG: 0.487	0-0 HR 1B		0-0 F9	4-0 FC5-4 BB		0-0 G3		0-0 G3	4	1	1	0	1	0	3																					
Tony Conigliaro, R (1,9) OBP: 0.315, SLG: 0.467	0-0 HR		0-3 K	0-0 FC5-4 1B		0-0 FC5-4 1B		0-0 L4-1 1B	4	2	2	3	0	1	2																					
Bob Tillman, R (1,2) OBP: 0.281, SLG: 0.345	0-0 K		0-0 FC5-4 1B	0-0 2B 1B		0-0 L4-1		0-0 L4-1 1B	4	0	2	0	0	1	1																					
Rico Petrocelli, R (1,6) OBP: 0.248, SLG: 0.342		0-0 HR		0-0 FC5-4		0-0 K2-3			4	1	2	2	0	1	2																					
Dave Morehead, R (1,1) OBP: 0.233, SLG: 0.148 Arnold Earley, L (4,1) OBP: 0.315, SLG: 0.400 Russ Nixon, L (6, PH) OBP: 0.192, SLG: 0.192 Dick Radatz, R (7,1) OBP: 0.273, SLG: 0.241 Jay Ritchie, R (8,1) OBP: 0.221, SLG: 0.147 Chuck Schilling, R (8, PH) OBP: 0.337, SLG: 0.457		4-0 G4-6-3 BB		0-3 K		0-3 K		0-0 FC4-6 1B	0	0	0	0	1	0	0	0																				
Inning Stats	R: 4 E: 0 K: 1 S: 8	H: 3 LOB: 0 BB: 0 P: 9	R: 1 E: 0 K: 0 S: 3	H: 2 LOB: 0 BB: 1 P: 7	R: 0 E: 0 K: 1 S: 5	H: 0 LOB: 1 BB: 1 P: 9	R: 0 E: 0 K: 1 S: 6	H: 1 LOB: 0 BB: 0 P: 6	R: 0 E: 0 K: 0 S: 3	H: 1 LOB: 2 BB: 1 P: 11	R: 0 E: 0 K: 0 S: 3	H: 0 LOB: 0 BB: 0 P: 3	R: 0 E: 0 K: 1 S: 6	H: 1 LOB: 1 BB: 0 P: 6	R: 1 E: 0 K: 0 S: 6	H: 3 LOB: 2 BB: 0 P: 6	1B: 10 2B: 1 3B: 0 HR: 2	SF: 1 SAC: 0 DP: 2 HBP: 1	WP: 0 PB: 1 SB: 0 CS: 1	PA: 42																
PITCHER	IP WLS BF H R ER SO BB IBB HBP BLK WP HR S P ERA WHIP																																			
Howie Koplitz, R (1,1) ERA: 6.51	1.0	W	19	5	1	1	3	2	0	0	0	0	0	23	31	1.80	1.400																			
Phil Ortega, R (2,1) ERA: 4.64	5.0	19	5	1	1	3	2	0	0	0	0	0	0	23	31	1.80	1.400																			
Ron Kline, R (7,1) ERA: 2.36	3.0	S	13	4	1	1	1	0	0	0	0	0	0	15	15	3.00	1.333																			

Washington Senators @ Boston Red Sox
Fenway Park, Boston, MA
Sat Jun 26 1965, 3:33 AM EDT
Att: 5,718 - Unknown

AB 36
R 7
H 13
RBI 7
BB 3
SO 5
LOB 20



Batter	1	2	3	4	5	6	7	8	9	AB	R	H	RBI	BB	SO	LOB	TOP					
Don Blasingame, L (1,4) OBP: 0.280, SLG: 0.317	E3 1B	4-3					5-3		F5	5	1	1	0	0	0	2						
Ken McMullen, R (1,5) Ryne Duren, R (7,1) OBP: 0.330, SLG: 0.447	1B		6-3				6-3			4	0	2	0	0	0	1						
Willie Kirkland, L (1,8) OBP: 0.288, SLG: 0.477	K		F3					FC6 BB		3	0	0	0	1	2	4						
Frank Howard, R (1,7) OBP: 0.343, SLG: 0.480	F8		5-3					K		4	0	0	0	0	2	5						
Jim King, L (1,9) OBP: 0.354, SLG: 0.471	BB 1B			L4			4-3	FC6 1-2f		4	0	1	1	0	0	1						
Bob Chance, L (1,3) OBP: 0.284, SLG: 0.344	FC6-4 BB						4-3	K		3	0	1	0	1	1	1						
Don Zimmer, R (1,2) OBP: 0.302, SLG: 0.308	FC6-4 1-2f			K			F8		F7	4	0	0	0	0	1	4						
Ed Brinkman, R (1,6) OBP: 0.255, SLG: 0.307		5-3		F5			G1			4	0	1	0	0	0	1						
Bennie Daniels, L (1,1) Marshall Bridges, S (3,1) Woodie Held, R (7,PH) OBP: 0.281, SLG: 0.150 OBP: 0.250, SLG: 0.750 OBP: 0.374, SLG: 0.474	K				6-3			F7		1	0	0	0	0	1	0						
										1	0	0	0	0	0	0						
										2	0	1	0	0	0	1						
Inning Stats	R: 1 E: 1 K: 1 S: 8	H: 2 LOB: 3 BB: 1 P: 12	R: 0 E: 0 K: 1 S: 5	H: 0 LOB: 0 BB: 0 P: 5	R: 0 E: 0 K: 0 S: 3	H: 0 LOB: 0 BB: 0 P: 3	R: 0 E: 0 K: 1 S: 6	H: 1 LOB: 1 BB: 0 P: 6	R: 0 E: 0 K: 2 S: 9	H: 2 LOB: 2 BB: 0 P: 9	R: 0 E: 0 K: 0 S: 3	H: 0 LOB: 1 BB: 0 P: 3	R: 0 E: 1 K: 2 S: 7	H: 0 LOB: 1 BB: 1 P: 11	R: 0 E: 0 K: 0 S: 4	H: 1 LOB: 1 BB: 0 P: 4	R: 0 E: 1 K: 0 S: 4	H: 1 LOB: 1 BB: 0 P: 4	1B: 6 2B: 1 3B: 0 HR: 0	SF: 0 SAC: 0 DP: 0 HBP: 0	WP: 0 PB: 0 SB: 0 CS: 0	PA: 37
PITCHER Jim Lonborg, R (1,1) ERA: 2.93	IP: 9.0 WLS: W BF: 37 H: 7 R: 1 ER: 0 SO: 7 BB: 2 IBB: 0 HBP: 0 BLK: 0 WP: 0 HR: 0 S: 49 P: 57 ERA: 0.00 WHIP: 1.000															PITCHER	IP: 9.0 WLS: W BF: 37 H: 7 R: 1 ER: 0 SO: 7 BB: 2 IBB: 0 HBP: 0 BLK: 0 WP: 0 HR: 0 S: 49 P: 57 ERA: 0.00 WHIP: 1.000					

Washington Senators @ Boston Red Sox
Fenway Park, Boston, MA
Sun Jun 27 1965, 3:33 AM EDT
Unknown

AB	35
R	1
H	7
RBI	1
BB	2
SO	7
LOB	20



Batter	1	2	3	4	5	6	7	8	9	AB	R	H	RBI	BB	SO	LOB	BOTTOM			
Lenny Green, L (1,8) OBP: 0.349, SLG: 0.426	FC1-6 1B		4-3 1B 2B	F9			F7	F7		5	1	2	0	0	0	3				
Dalton Jones, L (1,5) OBP: 0.381, SLG: 0.425	FC1-6 1B WP		4-3	WP 1B			F6			4	1	1	0	0	0	3				
Carl Yastrzemski, L (1,7) OBP: 0.493, SLG: 0.619	WP 1B			4-3				4-3		4	0	2	1	0	0	1				
Felix Mantilla, R (1,4) OBP: 0.396, SLG: 0.498	K		E8 1B				4-3	4-3		4	0	1	0	0	1	1				
Lee Thomas, L (1,3) OBP: 0.362, SLG: 0.487	G3		F3					2-6 1B		4	0	2	0	0	0	3				
Tony Conigliaro, R (1,9) OBP: 0.322, SLG: 0.467		G6-3 1B	FC6 IBB				K	2-6 1B	1B SF9 BB	2	1	1	0	2	1	1				
Russ Nixon, L (1,2) OBP: 0.200, SLG: 0.200	G6-3		FC6				L6			4	0	1	0	0	0	5				
Rico Petrocelli, R (1,6) OBP: 0.248, SLG: 0.342				F7			K	SF9		3	0	1	1	0	1	0				
Jim Lonborg, R (1,1) OBP: 0.194, SLG: 0.233	F8			1B WP BB				SH3-4 1B	SH3-4	2	1	1	0	1	0	1				
Inning Stats	R: 1 E: 0 K: 1 S: 7	H: 2 LOB: 1 BB: 0 P: 7	R: 0 E: 0 K: 0 S: 4	H: 2 LOB: 1 BB: 0 P: 4	R: 1 E: 1 K: 0 S: 6	H: 3 LOB: 3 BB: 1 P: 10	R: 1 E: 0 K: 0 S: 4	H: 1 LOB: 1 BB: 1 P: 8	R: 0 E: 0 K: 1 S: 6	H: 1 LOB: 1 BB: 0 P: 6	R: 0 E: 0 K: 1 S: 3	H: 1 LOB: 1 BB: 0 P: 3	R: 1 E: 0 K: 0 S: 4	H: 1 LOB: 1 BB: 1 P: 8	R: 0 E: 0 K: 0 S: 4	H: 1 LOB: 1 BB: 1 P: 8	1B: 10 2B: 2 3B: 0 HR: 0	SF: 1 SAC: 1 DP: 1 HBP: 0	WP: 3 PB: 0 SB: 0 CS: 0	PA: 37
PITCHER Bennie Daniels, R (1,1) Marshall Bridges, L (3,1) Ryne Duren, R (7,1) ERA: 3.77 ERA: 2.66 ERA: 4.66	IP: 2.1 WLS: L BF: 16 H: 3 R: 1 ER: 1 SO: 2 BB: 1 IBB: 1 HBP: 0 BLK: 0 WP: 1 HR: 0 S: 15 P: 15 ERA: 7.71 WHIP: 3.000															PITCHER	IP: 2.1 WLS: L BF: 16 H: 3 R: 1 ER: 1 SO: 2 BB: 1 IBB: 1 HBP: 0 BLK: 0 WP: 1 HR: 0 S: 15 P: 15 ERA: 7.71 WHIP: 3.000			

Washington Senators @ Boston Red Sox
Fenway Park, Boston, MA
Sun Jun 27 1965, 3:33 AM EDT
Unknown

AB	32
R	4
H	12
RBI	2
BB	3
SO	3
LOB	18



Batter	1	2	3	4	5	6	7	8	9	10	11	AB	R	H	RBI	BB	SO	LOB	TOP											
Ed Brinkman, R OBP: 0.248, SLG: 0.299	(1,6) X F8		(0,3) K		(0,0) F2		(0,3) K		(0,0) F3		(0,0) F8	6	0	0	0	0	2	6												
Wille Kirkland, L OBP: 0.253, SLG: 0.467	(1,7) X F1		(0,3) K		(0,0) 2B			HR		(0,0) F9		2	0	0	0	0	1	0												
Don Lock, R OBP: 0.317, SLG: 0.347	(3,8) X F1		(0,3) K		(0,0) 2B					(0,0) F9		3	1	2	2	0	0	0												
Woodie Held, R OBP: 0.370, SLG: 0.462	(1,8) B (3,7) B F8		(0,0) F8		(0,3) K					(0,0) 5-3		4	0	0	0	1	2	1												
Jim King, L OBP: 0.343, SLG: 0.454	(1,9) X F4		(0,0) K		(0,0) F5					(0,0) F8		5	0	0	0	0	1	1												
Ken McMullen, R OBP: 0.324, SLG: 0.438	(1,5) X F5		(0,0) F8		(0,0) K					(0,0) F4		5	0	0	0	0	1	0												
Bob Chance, L OBP: 0.289, SLG: 0.365	(1,3) X 1B	2B			(0,0) FC5-4			3-1				5	1	4	0	0	0	0												
Doug Camilli, R OBP: 0.289, SLG: 0.327	(1,2) X F3		(0,0) FC5-4		(0,0) FC5-4					(0,0) FC3-6		5	1	1	1	0	1	4												
Ken Hamlin, R OBP: 0.333, SLG: 0.357	(1,4) X 1B		(0,0) K		(0,0) F8			HR		(0,0) 6-3		5	0	3	1	0	0	0												
Frank Kreuzer, R OBP: 0.277, SLG: 0.256	(1,1) X K		(0,3) K		(0,0) 2B					(0,0) K		1	0	0	0	0	1	1												
Frank Stewart, L OBP: 0.277, SLG: 0.256	(1,1) X K		(0,3) K		(0,0) 2B					(0,0) K		1	0	0	0	0	1	1												
Howie Kopitz, R ERA: 4.69	(7,1) X K		(0,3) K		(0,0) 2B					(0,0) K		1	0	0	0	0	1	1												
Ron Kline, R ERA: 2.25	(9,1) X K		(0,3) K		(0,0) 2B					(0,0) K		1	0	0	0	0	1	1												
Ryne Duren, R ERA: 5.03	(11,1) X K		(0,3) K		(0,0) 2B					(0,0) K		1	0	0	0	0	1	1												
Inning Stats	R: 0 E: 0 K: 1 S: 3	H: 0 LOB: 1 BB: 1 P: 7	R: 1 E: 0 K: 1 S: 7	H: 2 LOB: 0 BB: 0 P: 7	R: 0 E: 0 K: 2 S: 7	H: 0 LOB: 0 BB: 0 P: 7	R: 0 E: 0 K: 1 S: 6	H: 1 LOB: 1 BB: 0 P: 6	R: 1 E: 0 K: 1 S: 7	H: 2 LOB: 1 BB: 0 P: 7	R: 0 E: 0 K: 1 S: 5	H: 0 LOB: 0 BB: 0 P: 5	R: 1 E: 0 K: 2 S: 8	H: 1 LOB: 0 BB: 0 P: 8	R: 1 E: 0 K: 1 S: 6	H: 1 LOB: 0 BB: 0 P: 6	R: 0 E: 0 K: 1 S: 7	H: 2 LOB: 2 BB: 0 P: 7	R: 0 E: 0 K: 0 S: 3	H: 0 LOB: 0 BB: 0 P: 3	R: 0 E: 0 K: 1 S: 7	H: 2 LOB: 3 BB: 1 P: 11	1B: 6 2B: 3 3B: 0 HR: 2	SF: 0 SAC: 0 DP: 0 HBP: 0	WP: 0 PB: 0 SB: 0 CS: 0	PA: 46				
PITCHER	IP ERA WHIP	WLS LOB BB P	BF H R ER SO	H R ER SO	BB IBB HBP BLK	WP HR S P	ERA WHIP	PITCHER	IP ERA WHIP	WLS LOB BB P	BF H R ER SO	H R ER SO	BB IBB HBP BLK	WP HR S P	ERA WHIP															
Earl Wilson, R ERA: 4.32	(1,1)	8.1	35	9	4	4	9	4.32	1.200																					
Arnold Earley, L ERA: 3.75	(9,1)	1.2	5	0	0	0	1	0.00	0.000																					
Bob Duliba, R ERA: 3.70	(11,1)	1.0	6	2	0	0	1	0.00	3.000																					

Washington Senators @ Boston Red Sox
Fenway Park, Boston, MA
Sun Jun 27 1965, 3:38 AM EDT
Att: 10,447 - Unknown

AB	44
R	4
H	11
RBI	4
BB	2
SO	11
LOB	15

1B	6	SF	0
2B	3	SAC	0
3B	0	DP	0
HR	2	HBP	0

Batter	1	2	3	4	5	6	7	8	9	10	11	AB	R	H	RBI	BB	SO	LOB	BOTTOM										
Chuck Schilling, R OBP: 0.346, SLG: 0.454	(1,4) B (11,1) B 5-3				(0,0) F3					(0,0) F8		5	0	2	0	1	0	2											
Bob Duliba, R ERA: 3.70	(11,1) B 5-3				(0,0) F3					(0,0) F8		0	0	0	0	0	0	0											
Frank Malzone, R OBP: 0.277, SLG: 0.256	(1,5) X 5-3				(0,0) 6-3					(0,0) FC5-4		4	0	0	0	0	0	4											
Dalton Jones, L OBP: 0.356, SLG: 0.419	(8, PH) (9,5) X 5-3				(0,0) 6-3					(0,0) FC5-4		2	0	0	0	0	0	2											
Carl Yastrzemski, L OBP: 0.410, SLG: 0.626	(1,8) S (11,7) S K				(0,0) 2B					(0,0) G3		4	1	2	0	2	1	2											
Felix Mantilla, R OBP: 0.395, SLG: 0.490	(1,7) X (11,4) X F6				(0,0) 2B					(0,0) F4		4	0	0	0	2	0	6											
Tony Conigliaro, R OBP: 0.323, SLG: 0.464	(1,9) B (11,8) B 1B				(0,0) 5-3					(0,0) F9		4	1	1	0	1	0	2											
Lee Thomas, L OBP: 0.374, SLG: 0.506	(1,3) X BB				(0,0) 1B					(0,0) SH1		3	2	3	1	2	0	0											
Bob Tillman, R OBP: 0.283, SLG: 0.344	(1,2) X BB				(0,0) 1B					(0,0) FC5-4		6	1	2	2	0	1	3											
Rico Petrocelli, R OBP: 0.254, SLG: 0.339	(1,6) B (11,8) B 1B				(0,0) 1B					(0,0) K		4	0	1	0	1	1	2											
Earl Wilson, R OBP: 0.316, SLG: 0.281	(1,1) X 1B				(0,0) 5-3					(0,0) FC5-4		4	0	2	2	0	1	1											
Arnold Earley, L ERA: 3.75	(9,1) X 1B				(0,0) 5-3					(0,0) FC5-4		0	0	0	0	0	0	0											
Lenny Green, L OBP: 0.351, SLG: 0.428	(10, PH) (11,8) X 1B				(0,0) 1B					(0,0) FC5-4		1	0	1	0	0	0	0											
Inning Stats	R: 0 E: 0 K: 1 S: 5	H: 0 LOB: 1 BB: 1 P: 9	R: 3 E: 0 K: 0 S: 6	H: 4 LOB: 3 BB: 3 P: 18	R: 1 E: 0 K: 0 S: 5	H: 2 LOB: 1 BB: 0 P: 5	R: 0 E: 0 K: 0 S: 4	H: 1 LOB: 2 BB: 1 P: 8	R: 0 E: 0 K: 0 S: 2	H: 1 LOB: 2 BB: 1 P: 6	R: 0 E: 0 K: 0 S: 4	H: 1 LOB: 1 BB: 0 P: 8	R: 0 E: 0 K: 1 S: 6	H: 1 LOB: 1 BB: 0 P: 6	R: 0 E: 0 K: 0 S: 4	H: 1 LOB: 1 BB: 0 P: 4	R: 0 E: 0 K: 1 S: 6	H: 1 LOB: 1 BB: 0 P: 6	R: 0 E: 0 K: 0 S: 3	H: 0 LOB: 0 BB: 0 P: 11	1B: 11 2B: 3 3B: 0 HR: 1	SF: 0 SAC: 2 DP: 1 HBP: 0	WP: 1 PB: 0 SB: 0 CS: 0	PA: 52					
PITCHER	IP ERA WHIP	WLS LOB BB P	BF H R ER SO	H R ER SO	BB IBB HBP BLK	WP HR S P	ERA WHIP	PITCHER	IP ERA WHIP	WLS LOB BB P	BF H R ER SO	H R ER SO	BB IBB HBP BLK	WP HR S P	ERA WHIP														
Frank Kreuzer, L ERA: 5.91	(1,1)	1.0	8	2	3	3	19	27.00	5.000																				
Steve Ridzik, R ERA: 4.69	(2,1)	5.0	23	6	1	1	0	1.80	2.000																				
Howie Kopitz, R ERA: 5.15	(7,1)	2.0	8	2	0	0	2	0.00	1.000																				
Ron Kline, R ERA: 2.25	(9,1)	2.0	8	2	0	0	1	0.00	1.000																				
Ryne Duren, R ERA: 5.03	(11,1)	0.1	5	2	1	1	0	27.00	6.000																				

Washington Senators @ Boston Red Sox
Fenway Park, Boston, MA
Sun Jun 27 1965, 3:38 AM EDT
Att: 10,447 - Unknown

AB	41
R	5
H	14
RBI	5
BB	9
SO	4
LOB	24


1B	11	SF	0
2B	3	SAC	2
3B	0	DP	1
HR	1	HBP	0

Batter	1	2	3	4	5	6	7	8	9	AB	R	H	RBI	BB	SO	LOB	TOP					
Phil Linz, R OBP: 0.292, SLG: 0.296 Tony Kubek, L OBP: 0.250, SLG: 0.259 (7, PH)	F8		6-3		F4		F9		F8	3	0	0	0	0	0	0						
Bobby Richardson, R OBP: 0.321, SLG: 0.329	F9 BB CS 1B		6-3						E6 1B	5	0	3	0	0	0	0						
Roger Maris, L OBP: 0.361, SLG: 0.447				K	G3		F2			4	0	1	0	1	1	3						
Elston Howard, R OBP: 0.261, SLG: 0.329 Doc Edwards, R OBP: 0.277, SLG: 0.226	F9					6-3		F7	L1-4-3	4	1	1	0	0	0	2						
Tom Tresh, S OBP: 0.353, SLG: 0.493	CS					5-3		E6 1B		4	1	1	0	0	1	0						
Hector Lopez, R OBP: 0.280, SLG: 0.327 Ross Moschitto, R OBP: 0.158, SLG: 0.333 (8, PR)						F4		1B		4	0	2	1	0	0	0						
Joe Pepitone, L OBP: 0.317, SLG: 0.418								1B		0	0	0	0	0	0	0						
Clete Boyer, R OBP: 0.311, SLG: 0.380								1B		4	1	1	1	0	1	5						
Mel Stottlemyre, R OBP: 0.178, SLG: 0.311										4	0	1	0	0	2	2						
Inning Stats	R: 0 E: 0 K: 0 S: 3	H: 1 LOB: 1 BB: 1 P: 7	R: 0 E: 0 K: 2 S: 8	H: 1 LOB: 1 BB: 0 P: 8	R: 0 E: 0 K: 1 S: 5	H: 0 LOB: 0 BB: 0 P: 5	R: 1 E: 0 K: 1 S: 8	H: 3 LOB: 2 BB: 0 P: 8	R: 0 E: 0 K: 0 S: 4	H: 1 LOB: 1 BB: 0 P: 4	R: 0 E: 0 K: 0 S: 3	H: 0 LOB: 0 BB: 0 P: 3	R: 1 E: 0 K: 0 S: 6	H: 3 LOB: 2 BB: 0 P: 6	R: 1 E: 1 K: 1 S: 8	H: 2 LOB: 2 BB: 0 P: 8	R: 0 E: 1 K: 0 S: 4	H: 1 LOB: 1 BB: 0 P: 4	1B: 11 2B: 0 3B: 0 HR: 1	SF: 0 SAC: 0 DP: 1 HBP: 0	WP: 0 PB: 0 SB: 0 CS: 1	PA: 41
PITCHER	IP	WLS	BF	H	R	ER	SO	BB	IBB	HBP	BLK	WP	HR	S	P	ERA	WHIP					
Pete Richert, L ERA: 2.8	6.1	L	27	8	2	2	4	1	0	0	0	0	1	34	38	2.84	1.421					
Bennie Daniels, R ERA: 3.75	0.1		2	1	0	0	0	0	0	0	0	0	0	2	2	0.00	3.000					
Marshall Bridges, L ERA: 2.55	1.1		7	2	1	0	1	0	0	0	0	0	0	9	9	0.00	1.500					
Ron Kline, R ERA: 2.2	1.0		4	1	0	0	0	0	0	0	0	0	0	4	4	0.00	1.000					

New York Yankees @ Washington Senators
D.C. Stadium, Washington, DC
Mon Jun 28 1965, 7:05 PM EDT
Unknown - 91 F

livebaseballscores.com

AB 39
R 3
H 12
RBI 3
BB 1
SO 5
LOB 17





Batter	1	2	3	4	5	6	7	8	9	AB	R	H	RBI	BB	SO	LOB	BOTTOM				
Don Blasingame, L OBP: 0.283, SLG: 0.316	F4		G4-6-3			4-3		FC6-4 1B		4	0	1	0	0	0	1					
Ken McMullen, R OBP: 0.326, SLG: 0.435	FC1-6 BB					F5		FC6-4 1B		2	0	0	0	2	0	2					
Jim King, L OBP: 0.335, SLG: 0.441	FC1-6 1-2					3-1				4	0	0	0	0	0	2					
Frank Howard, R OBP: 0.337, SLG: 0.471	K					F6		F4		4	0	0	0	0	2	3					
Don Lock, R OBP: 0.311, SLG: 0.339						K		L1		4	0	0	0	0	1	2					
Bob Chance, L OBP: 0.299, SLG: 0.364						FC4-6		3-4-1		3	0	1	0	0	0	2					
Doug Camilli, R OBP: 0.281, SLG: 0.321						F7		1B BB		2	0	0	0	1	1	1					
Ed Brinkman, R OBP: 0.250, SLG: 0.297 Willie Kirkland, L OBP: 0.250, SLG: 0.462 Ron Kline, R						F4		F8		1	0	0	0	1	0	0					
Pete Richert, L OBP: 0.172, SLG: 0.077 Bennie Daniels, L OBP: 0.251, SLG: 0.150 Marshall Bridges, S OBP: 0.250, SLG: 0.750 Woodie Held, R OBP: 0.368, SLG: 0.459 (8, PH)						FC5-6 BB		F3		2	0	0	0	0	0	1					
Inning Stats	R: 0 E: 0 K: 1 S: 5	H: 0 LOB: 1 BB: 1 P: 9	R: 0 E: 0 K: 1 S: 5	H: 1 LOB: 1 BB: 0 P: 5	R: 0 E: 0 K: 0 S: 2	H: 0 LOB: 0 BB: 1 P: 6	R: 0 E: 1 K: 2 S: 8	H: 0 LOB: 2 BB: 1 P: 12	R: 0 E: 0 K: 0 S: 3	H: 0 LOB: 0 BB: 0 P: 3	R: 0 E: 0 K: 0 S: 3	H: 0 LOB: 0 BB: 0 P: 3	R: 0 E: 0 K: 0 S: 4	H: 1 LOB: 2 BB: 1 P: 8	R: 0 E: 0 K: 0 S: 3	H: 0 LOB: 0 BB: 0 P: 3	1B: 2 2B: 1 3B: 0 HR: 0	SF: 0 SAC: 0 DP: 2 HBP: 0	WP: 0 PB: 0 SB: 0 CS: 1	PA: 32	
PITCHER	IP	WLS	BF	H	R	ER	SO	BB	IBB	HBP	BLK	WP	HR	S	P	ERA	WHIP				
Mel Stottlemyre, R ERA: 2.54	9.0	W	32	2	0	0	4	4	0	0	0	0	0	36	52	0.00	0.667				


New York Yankees @ Washington Senators
D.C. Stadium, Washington, DC
Mon Jun 28 1965, 7:05 PM EDT
Unknown - 91 F

livebaseballscores.com

AB 28
R 0
H 2
RBI 0
BB 4
SO 4
LOB 16



Batter	1	2	3	4	5	6	7	8	9	AB	R	H	RBI	BB	SO	LOB	TOP									
Phil Linz, R OBP: 0.289, SLG: 0.289 (1, 6)	F9		1B		6-3		F4		4-3	4	0	0	0	1	0	0	New York Yankees @ Washington Senators D.C. Stadium, Washington, DC Mon Jun 28 1965, 7:05 PM EDT Att: 30,019 - Unknown - 85 F 									
Bobby Richardson, R OBP: 0.323, SLG: 0.330 (1, 4)	F8		FC4-6		1B		F7			4	1	2	1	0	0	0										
Roger Maris, L OBP: 0.359, SLG: 0.444 Tony Kubek, L OBP: 0.252, SLG: 0.261 (1, 9)	K		K		1B				6-3	1	0	0	0	0	1	0										
Tom Tresh, S OBP: 0.354, SLG: 0.496 (8, 7)		F5	FC4-6		1B					4	0	2	0	0	0	2										
Hector Lopez, R OBP: 0.279, SLG: 0.351 Ross Moschitto, R OBP: 0.158, SLG: 0.333 (8, 8)	1-3				HR		K		F8	4	1	1	1	0	1	3										
Joe Pepitone, L OBP: 0.323, SLG: 0.421 (1, 3)	F6				L6					3	0	2	0	1	0	0										
Clete Boyer, R OBP: 0.310, SLG: 0.378 (1, 5)			2B		F2		F7		F7	4	1	1	0	0	0	4										
Doc Edwards, R OBP: 0.276, SLG: 0.235 (1, 2)			FC1-5-6		L6		G4-3		F8	4	0	1	1	0	0	2										
Bill Stafford, R Bobby Tiefenauer, R Ray Barker, L Steve Hamilton, L Pedro Ramos, S (1, 1)			FC1-5-6		6-3		K		K	2	1	0	0	0	0	1										
Inning Stats	R: 0 E: 0 K: 1 S: 5	H: 0 LOB: 0 BB: 0 P: 5	R: 0 E: 0 K: 0 S: 3	H: 0 LOB: 0 BB: 0 P: 3	R: 2 E: 0 K: 1 S: 8	H: 3 LOB: 2 BB: 1 P: 12	R: 1 E: 0 K: 0 S: 4	H: 2 LOB: 1 BB: 0 P: 4	R: 1 E: 0 K: 1 S: 8	H: 3 LOB: 2 BB: 0 P: 8	R: 0 E: 0 K: 0 S: 3	H: 1 LOB: 0 BB: 0 P: 3	R: 0 E: 0 K: 1 S: 5	H: 0 LOB: 0 BB: 0 P: 5	R: 0 E: 0 K: 0 S: 4	H: 1 LOB: 2 BB: 1 P: 8		R: 0 E: 0 K: 1 S: 5	H: 0 LOB: 0 BB: 0 P: 5	1B: 7 2B: 2 3B: 0 HR: 1	SF: 0 SAC: 0 DP: 1 HBP: 0	WP: 0 PB: 1 SB: 0 CS: 0	PA: 37			
PITCHER	IP	WLS	BF	H	R	ER	SO	BB	IBB	HBP	BLK	WP	HR	S	P	ERA		WHIP								
Mike McCormick, L ERA: 3.29	6.0	L	26	9	4	3	3	1	0	0	0	0	1	31	35	4.50		1.667								
Steve Ridzik, R ERA: 4.53	2.0		8	1	0	0	1	0	1	0	0	0	0	9	13	0.00		0.500								
Ron Kline, R ERA: 2.15	1.0		3	0	0	0	1	0	0	0	0	0	0	5	5	0.00		0.000								

Batter	1	2	3	4	5	6	7	8	9	AB	R	H	RBI	BB	SO	LOB	BOTTOM									
Ken Hamlin, R OBP: 0.330, SLG: 0.352 (1, 4)	L3				5-3		FC5-4		6-3	4	1	1	0	0	0	1	New York Yankees @ Washington Senators D.C. Stadium, Washington, DC Mon Jun 28 1965, 7:05 PM EDT Att: 30,019 - Unknown - 85 F 									
Ken McMullen, R OBP: 0.322, SLG: 0.428 (1, 5)	L3				K		K		F6	4	0	0	0	0	2	2										
Willie Kirkland, L OBP: 0.260, SLG: 0.484 (1, 9)	K				3-1		HR		K	4	1	1	2	0	2	0										
Woodie Held, R OBP: 0.365, SLG: 0.472 (1, 7)		F5					4-3		E6	4	1	1	1	0	0	1										
Bob Chance, L OBP: 0.300, SLG: 0.360 Don Zimmer, R OBP: 0.296, SLG: 0.301 (1, 3)		5-3					1-3		K	2	0	0	0	1	0	0										
Don Lock, R OBP: 0.305, SLG: 0.332 (1, 8)		F9					6-3		5-3	4	0	0	0	0	0	2										
Mike Brumley, L OBP: 0.224, SLG: 0.152 (1, 2)					K		F7			3	0	1	0	0	1	1										
Ed Brinkman, R OBP: 0.248, SLG: 0.294 Jim King, L OBP: 0.333, SLG: 0.438 (1, 6)					K		1-3		F8	2	0	0	0	0	1	1										
Mike McCormick, L Don Blasingame, L Pete Richert, L Steve Ridzik, R Frank Howard, R Ron Kline, R (1, 1)					F7				6-3	1	0	0	0	0	0	0										
Inning Stats	R: 0 E: 0 K: 1 S: 5	H: 1 LOB: 0 BB: 0 P: 5	R: 0 E: 0 K: 0 S: 3	H: 0 LOB: 0 BB: 0 P: 3	R: 0 E: 0 K: 2 S: 7	H: 0 LOB: 0 BB: 0 P: 7	R: 0 E: 0 K: 1 S: 5	H: 0 LOB: 0 BB: 0 P: 5	R: 1 E: 0 K: 0 S: 4	H: 1 LOB: 1 BB: 1 P: 8	R: 2 E: 0 K: 1 S: 7	H: 2 LOB: 1 BB: 0 P: 7	R: 0 E: 0 K: 0 S: 4	H: 1 LOB: 1 BB: 0 P: 4	R: 0 E: 0 K: 0 S: 3	H: 0 LOB: 0 BB: 0 P: 3		R: 0 E: 1 K: 2 S: 8	H: 0 LOB: 1 BB: 0 P: 8	1B: 3 2B: 1 3B: 0 HR: 2	SF: 0 SAC: 0 DP: 1 HBP: 0	WP: 0 PB: 0 SB: 0 CS: 0	PA: 33			
PITCHER	IP	WLS	BF	H	R	ER	SO	BB	IBB	HBP	BLK	WP	HR	S	P	ERA		WHIP								
Bill Stafford, R ERA: 3.04	5.2	W	20	3	2	2	5	1	0	0	0	0	1	29	33	3.18		0.706								
Bobby Tiefenauer, R ERA: 5.31	2.1		9	2	1	1	0	0	0	0	0	0	1	9	9	3.86		0.857								
Steve Hamilton, L ERA: 1.8	0.1		2	0	0	0	1	0	0	0	0	0	0	4	4	0.00		0.000								
Pedro Ramos, R ERA: 3.53	0.2	S	2	0	0	0	1	0	0	0	0	0	0	4	4	0.00		0.000								

Batter	1	2	3	4	5	6	7	8	9	AB	R	H	RBI	BB	SO	LOB	TOP					
Bobby Richardson, R OBP: 0.321, SLG: 0.331 (1.4)	L8		5-3		F5			F8 E 2B	F7	5	1	1	0	0	0	1						
Tony Kubek, L OBP: 0.252, SLG: 0.261 (1.6)			F6			F5		F8		4	0	1	0	0	0	1						
Tom Tresh, S OBP: 0.350, SLG: 0.490 (1.8)	1B		F9			L9		K		4	0	0	0	0	2	2						
Elston Howard, R OBP: 0.261, SLG: 0.326 (8, PR)	K					E5		E5		4	0	1	0	0	1	1						
Phil Linz, R OBP: 0.289, SLG: 0.289 (8, PR)	K				E3 PB	WP		E5		0	0	0	0	0	0	0						
Doc Edwards, R OBP: 0.276, SLG: 0.235 (8, 2)	K				1B			E5		0	0	0	0	0	0	0						
Joe Pepitone, L OBP: 0.330, SLG: 0.419 (1.9)					F4			3-H 4-0		1	0	0	0	3	0	1						
Hector Lopez, R OBP: 0.270, SLG: 0.339 (8, 7)						BB		BB														
Ross Moschitto, R OBP: 0.158, SLG: 0.333 (8, 7)					E3			K		4	0	0	0	0	2	6						
Ray Barker, L OBP: 0.362, SLG: 0.423 (1.3)					F9			K		0	0	0	0	0	0	0						
Clete Boyer, R OBP: 0.309, SLG: 0.376 (1.5)								F9		4	0	1	0	0	1	2						
Al Downing, R OBP: 0.188, SLG: 0.133 (9, PH)								K		3	0	0	0	0	2	2						
Horace Clarke, S OBP: 0.298, SLG: 0.269 (9, PH)					5-3			K		1	0	0	0	0	0	1						
Inning Stats	R: 0 E: 0 K: 2 S: 8	H: 1 LOB: 1 BB: 0 P: 8	R: 0 E: 0 K: 1 S: 6	H: 1 LOB: 2 BB: 1 P: 10	R: 0 E: 0 K: 0 S: 3	H: 0 LOB: 0 BB: 0 P: 3	R: 0 E: 1 K: 0 S: 4	H: 1 LOB: 1 BB: 0 P: 4	R: 0 E: 0 K: 0 S: 3	H: 0 LOB: 0 BB: 0 P: 3	R: 0 E: 0 K: 1 S: 6	H: 0 LOB: 2 BB: 1 P: 10	R: 0 E: 0 K: 0 S: 7	H: 0 LOB: 0 BB: 0 P: 7	R: 1 E: 1 K: 2 S: 9	H: 1 LOB: 2 BB: 1 P: 13	R: 0 E: 0 K: 0 S: 4	H: 1 LOB: 1 BB: 0 P: 4	1B: 4 2B: 1 3B: 0 HR: 0	SF: 0 SAC: 0 DP: 0 HBP: 0	WP: 1 PB: 1 SB: 0 CS: 0	PA: 37
PITCHER Buster Narum, R ERA: 5.02 (1.1)	IP: 9.0 WLS: W BF: 37 H: 5 R: 1 ER: 0 SO: 8 BB: 2 IBB: 1 HBP: 0 BLK: 0 WP: 1 HR: 0 S: 50 P: 62 ERA: 0.00 WHIP: 0.778															PITCHER						

New York Yankees @ Washington Senators
D.C. Stadium, Washington, DC
Tue Jun 29 1965, 7:05 PM EDT
Att: 19,637 - Unknown

AB	34
R	1
H	5
RBI	0
BB	3
SO	8
LOB	18



Batter	1	2	3	4	5	6	7	8	9	AB	R	H	RBI	BB	SO	LOB	BOTTOM			
Ken Hamlin, R OBP: 0.337, SLG: 0.344 (1.4)	HBP		F9			6-3		BB		2	0	0	0	1	0	0				
Ken McMullen, R OBP: 0.318, SLG: 0.422 (1.5)	F4				K		1-3	K		4	0	0	0	0	2	3				
Woodie Held, R OBP: 0.360, SLG: 0.464 (8, 7)	F8				L8			F8		3	0	0	0	0	0	1				
Frank Howard, R OBP: 0.336, SLG: 0.479 (8, 9)	F8				6-3			HR		3	1	1	1	0	0	1				
Jim King, L OBP: 0.333, SLG: 0.438 (8, 9)	F8							K		0	0	0	0	0	0	0				
Don Lock, R OBP: 0.301, SLG: 0.326 (1.8)					5-3			K		3	0	0	0	0	2	0				
Doug Camilli, R OBP: 0.254, SLG: 0.312 (1.2)	5-3					F7		E5 1B E SF7		3	1	0	0	0	0	0				
Bob Chance, L OBP: 0.301, SLG: 0.359 (1.3)						K		BB		3	0	1	0	0	2	0				
Ed Brinkman, R OBP: 0.249, SLG: 0.293 (1.6)					K			SF7		1	0	0	1	1	1	0				
Buster Narum, R OBP: 0.050, SLG: 0.200 (1.1)					F8			F3		3	0	0	0	0	1	2				
Inning Stats	R: 0 E: 0 K: 0 S: 3	H: 0 LOB: 1 BB: 0 P: 4	R: 0 E: 0 K: 2 S: 7	H: 0 LOB: 0 BB: 0 P: 7	R: 0 E: 0 K: 1 S: 5	H: 0 LOB: 0 BB: 0 P: 5	R: 0 E: 0 K: 1 S: 5	H: 0 LOB: 0 BB: 0 P: 5	R: 0 E: 0 K: 1 S: 4	H: 0 LOB: 0 BB: 1 P: 8	R: 1 E: 0 K: 1 S: 6	H: 1 LOB: 0 BB: 0 P: 6	R: 1 E: 2 K: 1 S: 7	H: 1 LOB: 2 BB: 1 P: 11	R: 1 E: 0 K: 1 S: 7	H: 1 LOB: 2 BB: 1 P: 11	1B: 1 2B: 0 3B: 0 HR: 1	SF: 1 SAC: 0 DP: 0 HBP: 1	WP: 0 PB: 0 SB: 0 CS: 0	PA: 29
PITCHER Al Downing, L ERA: 3.28 (1.1)	IP: 8.0 WLS: L BF: 29 H: 2 R: 2 ER: 1 SO: 8 BB: 2 IBB: 0 HBP: 1 BLK: 0 WP: 0 HR: 1 S: 42 P: 51 ERA: 1.12 WHIP: 0.500															PITCHER				

New York Yankees @ Washington Senators
D.C. Stadium, Washington, DC
Tue Jun 29 1965, 7:05 PM EDT
Att: 19,637 - Unknown

AB	25
R	2
H	2
RBI	2
BB	2
SO	8
LOB	7



Batter	1	2	3	4	5	6	7	8	9	AB	R	H	RBI	BB	SO	LOB	TOP			
Dick Howser, R OBP: 0.362, SLG: 0.284 (1, 6)	F8		1B		BB			F8		3	0	1	0	1	0	0	Cleveland Indians @ Washington Senators D.C. Stadium, Washington, DC Wed Jun 30 1965, 7:05 PM EDT Att: 7,040 - Unknown			
Vic Davallito, L OBP: 0.365, SLG: 0.444 (1, 8)	K		F8		4-3			6-3		4	0	0	0	0	1	2				
Max Alvis, R OBP: 0.347, SLG: 0.500 (1, 5)	L6			5-3		F5			2B	4	0	1	0	0	0	0				
Rocky Colavito, R OBP: 0.410, SLG: 0.552 (1, 9)		6-3		F8		F7		L1-3		4	0	0	0	0	0	1				
Leon Wagner, L OBP: 0.355, SLG: 0.481 (1, 7)		HR		BB 1B		BB		F7		3	1	2	1	1	0	0				
Chuck Hinton, R OBP: 0.336, SLG: 0.431 (1, 3)		2-3 1B		BB 1-2 BB		F5		F2		3	0	1	0	1	0	1				
Duke Sims, L OBP: 0.200, SLG: 0.400 (1, 2)		2-3		F9				F7		4	0	0	0	0	0	3				
Pedro Gonzalez, R OBP: 0.290, SLG: 0.385 (1, 4)			K		F8			1-3		3	0	0	0	0	1	0				
Sam McDowell, L OBP: 0.100, SLG: 0.077 (1, 1)			K		4-3			K		3	0	0	0	0	2	0				
Inning Stats	R: 0 E: 0 K: 1 S: 5	H: 0 LOB: 0 BB: 0 P: 5	R: 1 E: 0 K: 0 S: 4	H: 2 LOB: 2 BB: 0 P: 4	R: 0 E: 0 K: 2 S: 8	H: 1 LOB: 1 BB: 0 P: 8	R: 0 E: 0 K: 0 S: 4	H: 1 LOB: 2 BB: 1 P: 8	R: 0 E: 0 K: 0 S: 3	H: 0 LOB: 1 BB: 1 P: 7	R: 0 E: 0 K: 1 S: 5	H: 0 LOB: 0 BB: 0 P: 5	R: 0 E: 0 K: 0 S: 4	H: 1 LOB: 1 BB: 0 P: 4	R: 0 E: 0 K: 0 S: 3	H: 0 LOB: 0 BB: 0 P: 3		1B: 3 2B: 1 3B: 0 HR: 1	SF: 0 SAC: 0 DP: 0 HBP: 0	WP: 0 PB: 0 CS: 0
PITCHER	IP WLS BF H R ER SO BB IBB HBP BLK WP HR S P ERA WHIP	7.0 W 27 4 1 1 4 3 0 0 0 0 1 32 44 1.29 1.000	2.0 S 7 1 0 0 0 0 0 0 0 0 0 7 7 0.00 0.500																	
Phil Ortega, R ERA: 4.41 Ron Kline, R ERA: 2.06																				

AB	31
R	1
H	5
RBI	1
BB	3
SO	4
LOB	7




Batter	1	2	3	4	5	6	7	8	9	AB	R	H	RBI	BB	SO	LOB	BOTTOM			
Ken Hamlin, R OBP: 0.343, SLG: 0.341 (1, 4)	1B G6-4-3 BB	SF9		FC6-4			BB			1	1	0	1	2	0	2	Cleveland Indians @ Washington Senators D.C. Stadium, Washington, DC Wed Jun 30 1965, 7:05 PM EDT Att: 7,040 - Unknown			
Ken McMullen, R OBP: 0.317, SLG: 0.419 (1, 5)	G6-4-3 1-3 1B	4-3			1-3		F8			4	0	1	0	0	0	3				
Woodie Held, R OBP: 0.353, SLG: 0.453 (1, 9) (9, 7)	G6-4-3 1-2 3-H		5-3		K			F8		4	0	0	0	0	1	1				
Frank Howard, R OBP: 0.338, SLG: 0.478 (1, 7) (8, PR) Jim King, L OBP: 0.333, SLG: 0.438 (9, 9)			K		K				1B	3	0	1	0	1	2	0				
Don Lock, R OBP: 0.295, SLG: 0.319 (1, 8)	K		F7			K		F4		4	0	0	0	0	2	2				
Doug Camilli, R OBP: 0.282, SLG: 0.319 (1, 2)		PB SF9 1B		1B		K		K		4	1	2	0	0	2	1				
Bob Chance, L OBP: 0.301, SLG: 0.359 (1, 3)		SF9 PB 1B		F7		K				3	0	1	0	0	1	1				
Ed Brinkman, R OBP: 0.250, SLG: 0.290 (1, 6)		SF9 BB		K				K		2	0	0	0	1	2	1				
Phil Ortega, R OBP: 0.286, SLG: 0.258 (1, 1) Don Zimmer, R OBP: 0.294, SLG: 0.298 (7, PH) Ron Kline, R (8, 1)		K		FC6-4 1-3 1B				F6		2	0	1	0	0	1	3				
Inning Stats	R: 1 E: 0 K: 1 S: 5	H: 1 LOB: 1 BB: 2 P: 13	R: 1 E: 0 K: 1 S: 7	H: 2 LOB: 2 BB: 1 P: 11	R: 0 E: 0 K: 1 S: 5	H: 0 LOB: 0 BB: 0 P: 5	R: 0 E: 0 K: 1 S: 7	H: 2 LOB: 2 BB: 0 P: 7	R: 0 E: 0 K: 2 S: 7	H: 0 LOB: 0 BB: 0 P: 7	R: 0 E: 0 K: 3 S: 9	H: 0 LOB: 0 BB: 0 P: 9	R: 0 E: 1 K: 1 S: 5	H: 0 LOB: 1 BB: 1 P: 9	R: 0 E: 0 K: 1 S: 6	H: 1 LOB: 1 BB: 0 P: 6		1B: 6 2B: 0 3B: 0 HR: 0	SF: 1 SAC: 0 DP: 1 HBP: 0	WP: 0 PB: 1 CS: 0
PITCHER	IP WLS BF H R ER SO BB IBB HBP BLK WP HR S P ERA WHIP	8.0 L 33 6 2 2 11 4 0 0 0 0 0 51 67 2.25 1.250																		
Sam McDowell, L ERA: 2.3																				


AB	28
R	2
H	6
RBI	1
BB	4
SO	11
LOB	14



Batter	1	2	3	4	5	6	7	8	9	AB	R	H	RBI	BB	SO	LOB	TOP					
Dick Howser, R OBP: 0.364, SLG: 0.281 (1, 6)	F9		SH1-4			1-3				2	1	0	0	2	0	0	Cleveland Indians @ Washington Senators D.C. Stadium, Washington, DC Thu Jul 01 1965, 7:05 PM EDT Att: 6,620 - Unknown					
Vic Davallio, L OBP: 0.362, SLG: 0.438 (1, 8)	4-3		F3			F5				4	1	0	0	1	1	2						
Max Alvis, R OBP: 0.355, SLG: 0.504 (1, 5)	E									4	3	3	1	1	1	1						
Rocky Colavito, R OBP: 0.403, SLG: 0.543 (1, 9)	E3									4	0	0	1	0	0	2						
Leon Wagner, L OBP: 0.363, SLG: 0.494 (1, 7)	CS									3	2	2	2	2	0	0						
Chuck Hinton, R OBP: 0.338, SLG: 0.440 (1, 3)										5	0	2	1	0	1	2						
Joe Azcue, R OBP: 0.292, SLG: 0.259 (1, 2)										2	0	0	0	1	0	1						
Pedro Gonzalez, R OBP: 0.281, SLG: 0.375 (1, 4)										3	0	0	1	0	2	3						
Sonny Siebert, R OBP: 0.133, SLG: 0.276 (1, 1)										4	0	0	0	0	2	4						
Inning Stats	R: 1 E: 1 K: 0 S: 4	H: 1 LOB: 0 BB: 0 P: 4	R: 0 E: 0 K: 1 S: 4	H: 0 LOB: 0 BB: 1 P: 8	R: 0 E: 1 K: 1 S: 6	H: 0 LOB: 1 BB: 0 P: 6	R: 2 E: 0 K: 1 S: 7	H: 2 LOB: 2 BB: 2 P: 15	R: 4 E: 0 K: 1 S: 8	H: 3 LOB: 2 BB: 2 P: 17	R: 0 E: 0 K: 0 S: 3	H: 0 LOB: 1 BB: 1 P: 7	R: 0 E: 0 K: 0 S: 4	H: 1 LOB: 1 BB: 0 P: 4	R: 0 E: 0 K: 3 S: 9	H: 0 LOB: 1 BB: 1 P: 13	R: 0 E: 0 K: 0 S: 3	H: 0 LOB: 0 BB: 0 P: 3	1B: 4 2B: 2 3B: 0 HR: 1	SF: 2 SAC: 1 DP: 0 HBP: 1	WP: 0 PB: 1 SB: 2 CS: 2	PA: 43
PITCHER	IP WLS BF H R ER SO BB IBB HBP BLK WP HR S P ERA WHIP																					
Howie Koplitz, R ERA: 6.44 (1, 1)	4.0 L 20 3 5 4 3 4 1 0 1 0 0 0 21 41 9.00 1.750																					
Steve Ritzik, R ERA: 4.5 (5, 1)	3.0 15 4 2 2 1 1 0 1 0 0 1 15 20 6.00 1.667																					
Ryne Duren, R ERA: 4.57 (8, 1)	2.0 7 0 0 0 3 1 0 0 0 0 0 0 12 16 0.00 0.500																					

Batter	1	2	3	4	5	6	7	8	9	AB	R	H	RBI	BB	SO	LOB	BOTTOM					
Don Blasingame, L OBP: 0.285, SLG: 0.318 (1, 4)	K		1-3							4	1	1	0	0	1	2	Cleveland Indians @ Washington Senators D.C. Stadium, Washington, DC Thu Jul 01 1965, 7:05 PM EDT Att: 6,620 - Unknown					
Ken McMullen, R OBP: 0.319, SLG: 0.431 (1, 5)	4-3									4	1	2	1	0	1	0						
Willie Kirkland, L OBP: 0.299, SLG: 0.475 (1, 7)	F2									4	0	1	0	0	1	1						
Jim King, L OBP: 0.326, SLG: 0.427 (1, 9)										4	0	0	0	0	4	2						
Woodie Held, R OBP: 0.351, SLG: 0.445 (1, 8)	4-3									3	0	0	0	1	1	1						
Bob Chance, L OBP: 0.295, SLG: 0.351 (1, 3)	K									4	0	0	0	0	2	2						
Mike Brumley, L OBP: 0.217, SLG: 0.147 (1, 2)										4	0	0	0	0	0	0						
Ed Brinkman, R OBP: 0.250, SLG: 0.286 (1, 6)										3	0	0	0	1	0	0						
Howie Koplitz, R OBP: 0.167, SLG: 0.167 (1, 1)										1	0	1	0	0	0	0						
Steve Ritzik, R OBP: 0.222, SLG: 0.333 (5, 1)										1	0	0	0	0	1	1						
Ken Hamlin, R OBP: 0.349, SLG: 0.341 (7, PH)										0	0	0	0	1	0	0						
Ryne Duren, R (8, 1)										0	0	0	0	0	0	0						
Inning Stats	R: 0 E: 0 K: 1 S: 5	H: 0 LOB: 0 BB: 0 P: 5	R: 0 E: 0 K: 2 S: 7	H: 0 LOB: 0 BB: 0 P: 7	R: 0 E: 0 K: 0 S: 4	H: 1 LOB: 1 BB: 0 P: 4	R: 1 E: 0 K: 2 S: 8	H: 1 LOB: 0 BB: 0 P: 8	R: 0 E: 0 K: 2 S: 7	H: 0 LOB: 1 BB: 1 P: 11	R: 1 E: 0 K: 1 S: 7	H: 2 LOB: 2 BB: 1 P: 11	R: 0 E: 0 K: 0 S: 3	H: 0 LOB: 1 BB: 1 P: 7	R: 0 E: 0 K: 3 S: 10	H: 1 LOB: 1 BB: 0 P: 10	R: 0 E: 0 K: 0 S: 3	H: 0 LOB: 0 BB: 0 P: 3	1B: 4 2B: 0 3B: 0 HR: 1	SF: 0 SAC: 0 DP: 0 HBP: 0	WP: 0 PB: 1 SB: 0 CS: 0	PA: 35
PITCHER	IP WLS BF H R ER SO BB IBB HBP BLK WP HR S P ERA WHIP																					
Sonny Siebert, R ERA: 2.36 (1, 1)	9.0 W 35 5 2 1 11 3 0 0 0 0 1 54 66 1.00 0.889																					

Batter	1	2	3	4	5	6	7	8	9	AB	R	H	RBI	BB	SO	LOB	TOP
George Thomas, R OBP: 0.250, SLG: 0.355 (1,9)	0-0 6-3 ①		0-0 SF9 ②							1	0	0	1	0	0	0	Detroit Tigers @ Washington Senators D.C. Stadium, Washington, DC Sat Jul 03 1965, 3:33 AM EDT Att: 3,447 - Unknown livebaseballscorecards.com AB 17 R 1 H 4 RBI 1 BB 0 SO 4 LOB 4 
Don Wert, R OBP: 0.317, SLG: 0.312 (1,5)	0-0 F8 ②		0-0 F5 ③							2	0	0	0	0	0	1	
Don Demeter, R OBP: 0.302, SLG: 0.387 (1,3)	0-0 6-3 ③			0-0 F9 ①						2	0	0	0	0	0	0	
Al Kaline, R OBP: 0.396, SLG: 0.543 (1,8)		0-0 L5-3 ①		0-0 F5 ②						2	0	0	0	0	0	0	
Willie Horton, R OBP: 0.366, SLG: 0.616 (1,7)		0-0 CS 1B ②		0-3 K ③						2	0	1	0	0	1	0	
Bill Freehan, R OBP: 0.282, SLG: 0.278 (1,2)		0-0 F3 ② 1-2			0-0 F8 ①					2	0	0	0	0	0	1	
Ray Oyler, R OBP: 0.280, SLG: 0.250 (1,4)			0-0 E SF9 1B ①		0-3 K ②					2	1	1	0	0	1	0	
Dick McAuliffe, L OBP: 0.372, SLG: 0.481 (1,6)			0-3 K ①		0-0 1B ③					2	0	1	0	0	1	1	
Denny McLain, R OBP: 0.176, SLG: 0.125 (1,1)			0-0 E1 1B ① 1-3		0-3 K ③					2	0	1	0	0	1	1	
Inning Stats	R: 0 E: 0 K: 0 S: 3	H: 0 LOB: 0 BB: 0 P: 3	R: 0 E: 0 K: 0 S: 3	H: 1 LOB: 0 BB: 0 P: 3	R: 1 E: 1 K: 1 S: 7	H: 2 LOB: 1 BB: 0 P: 7	R: 0 E: 0 K: 1 S: 5	H: 0 LOB: 0 BB: 0 P: 5	R: 0 E: 0 K: 2 S: 8	H: 1 LOB: 1 BB: 0 P: 8							
PITCHER Pete Richert, L ERA: 2.65 (1,1)	IP: 5.0 WLS: L BF: 18 H: 4 R: 1 ER: 0 SO: 4 BB: 0 IBB: 0 HBP: 0 BLK: 0 WP: 0 HR: 0 S: 26 P: 26 ERA: 0.00 WHIP: 0.800																

Batter	1	2	3	4	5	6	7	8	9	AB	R	H	RBI	BB	SO	LOB	BOTTOM
Ken Hamlin, R OBP: 0.363, SLG: 0.378 (1,4)	0-0 F7 ①		0-0 F9 ③							2	0	0	0	0	0	1	Detroit Tigers @ Washington Senators D.C. Stadium, Washington, DC Sat Jul 03 1965, 3:33 AM EDT Att: 3,447 - Unknown livebaseballscorecards.com AB 16 R 0 H 1 RBI 0 BB 0 SO 3 LOB 3 
Willie Kirkland, L OBP: 0.292, SLG: 0.461 (1,7)	0-0 6-3 ②			0-0 F7 ①						2	0	0	0	0	0	0	
Ken McMullen, R OBP: 0.318, SLG: 0.433 (1,5)	0-0 L8 ③			0-0 F9 ②						2	0	0	0	0	0	0	
Jim King, L OBP: 0.322, SLG: 0.421 (1,9)		0-0 F7 ①		0-0 3-1 ③						2	0	0	0	0	0	0	
Doug Camilli, R OBP: 0.258, SLG: 0.311 (1,2)		0-0 5-3 ②		0-3 K ①						2	0	0	0	0	1	0	
Bob Chance, L OBP: 0.291, SLG: 0.341 (1,3)		0-3 K ③			0-0 6-3 ②					2	0	0	0	0	1	0	
Don Lock, R OBP: 0.292, SLG: 0.315 (1,8)			0-0 FC1-6 1B ①		0-0 6-3 ③					2	0	1	0	0	0	0	
Ed Brinkman, R OBP: 0.256, SLG: 0.286 (1,6)			0-3 K ①							1	0	0	0	0	1	1	
Pete Richert, L OBP: 0.167, SLG: 0.074 (1,1)			0-0 FC1-6 ② 1-2							1	0	0	0	0	0	1	
Inning Stats	R: 0 E: 0 K: 0 S: 3	H: 0 LOB: 0 BB: 0 P: 3	R: 0 E: 0 K: 1 S: 5	H: 0 LOB: 0 BB: 0 P: 5	R: 0 E: 0 K: 1 S: 6	H: 1 LOB: 1 BB: 0 P: 6	R: 0 E: 0 K: 0 S: 3	H: 0 LOB: 0 BB: 0 P: 3	R: 0 E: 0 K: 1 S: 5	H: 0 LOB: 0 BB: 0 P: 5							
PITCHER Denny McLain, R ERA: 3.51 (1,1)	IP: 5.0 WLS: W BF: 16 H: 1 R: 0 ER: 0 SO: 3 BB: 0 IBB: 0 HBP: 0 BLK: 0 WP: 0 HR: 0 S: 22 P: 22 ERA: 0.00 WHIP: 0.200																

Batter	1	2	3	4	5	6	7	8	9	AB	R	H	RBI	BB	SO	LOB	TOP						
Dick McAuliffe, L OBP: 0.371, SLG: 0.478 (1, 6)	0-0 4-3		0-3 K			0-0 F7	0-0 1B			4	0	1	0	0	1	0	DETROIT TIGERS @ WASHINGTON SENATORS D.C. Stadium, Washington, DC Sun Jul 04 1965, 3:33 AM EDT Att: 9,603 - Unknown						
Jerry Lumpe, L OBP: 0.336, SLG: 0.336 (1, 4)	0-0 3-1			0-0 4-3		0-0 1B 2B	0-0 F9			4	1	1	0	0	0	2							
Norm Cash, L OBP: 0.343, SLG: 0.307 (1, 3)	0-0 F2			0-0 F7		0-0 3-1		0-3 K		4	0	0	0	0	1	1							
Al Kaline, R OBP: 0.401, SLG: 0.545 (1, 8)		4-0 1B BB		0-0 L7		0-0 FC6-4 1B		0-0 1B		3	0	2	1	1	0	0							
Willie Horton, R OBP: 0.364, SLG: 0.623 (1, 7)		0-0 F3			0-0 HR	0-0 FC6-4 1B		0-3 K		4	1	1	1	0	1	3							
Jim Northrup, L OBP: 0.283, SLG: 0.368 George Thomas, R OBP: 0.250, SLG: 0.355 (8, 9)		0-0 G6-3 1B			0-0 SH1-3 1B		0-0 6-3 1B		0-0 F7		4	1	3	0	0	1							
Don Wert, R OBP: 0.314, SLG: 0.308 (1, 5)		0-0 G6-3			0-0 SH1-3		0-0 6-3		0-0 6-3		3	0	0	0	0	3							
John Sullivan, L OBP: 0.295, SLG: 0.400 Jake Wood, R OBP: 0.307, SLG: 0.371 Bill Freehan, R OBP: 0.261, SLG: 0.276 (7, PR)			0-0 F7		0-0 F7		0-0 1B 1B		0-0 F4		3	0	1	1	0	1							
Dave Wickersham, R Gates Brown, L Terry Fox, R Ron Nischwitz, S Don Demeter, R Larry Sherry, R Ray Oyler, R (5, PH)			0-0 1-3		0-0 F2		0-3 K		0-0 4-3		1	0	0	0	0	0							
Inning Stats	R: 0 E: 0 K: 0 S: 3	H: 0 LOB: 0 BB: 0 P: 3	R: 0 E: 0 K: 0 S: 3	H: 1 LOB: 1 BB: 1 P: 7	R: 0 E: 0 K: 1 S: 5	H: 0 LOB: 0 BB: 0 P: 5	R: 0 E: 0 K: 0 S: 3	H: 0 LOB: 0 BB: 0 P: 3	R: 1 E: 0 K: 0 S: 5	H: 2 LOB: 1 BB: 0 P: 5	R: 1 E: 0 K: 1 S: 8	H: 3 LOB: 2 BB: 0 P: 8	R: 0 E: 0 K: 2 S: 8	H: 1 LOB: 1 BB: 0 P: 8	R: 0 E: 0 K: 0 S: 3	H: 0 LOB: 0 BB: 0 P: 3		1B: 7 2B: 1 3B: 0 HR: 1	SF: 0 SAC: 1 DP: 1 HBP: 0	WP: 0 PB: 0 SB: 0 CS: 0	PA: 36		
PITCHER	IP WLS BF H R ER SO BB IBB HBP BLK WP HR S P ERA WHIP	IP WLS BF H R ER SO BB IBB HBP BLK WP HR S P ERA WHIP	IP WLS BF H R ER SO BB IBB HBP BLK WP HR S P ERA WHIP	IP WLS BF H R ER SO BB IBB HBP BLK WP HR S P ERA WHIP	IP WLS BF H R ER SO BB IBB HBP BLK WP HR S P ERA WHIP	IP WLS BF H R ER SO BB IBB HBP BLK WP HR S P ERA WHIP	IP WLS BF H R ER SO BB IBB HBP BLK WP HR S P ERA WHIP	IP WLS BF H R ER SO BB IBB HBP BLK WP HR S P ERA WHIP	IP WLS BF H R ER SO BB IBB HBP BLK WP HR S P ERA WHIP	IP WLS BF H R ER SO BB IBB HBP BLK WP HR S P ERA WHIP	IP WLS BF H R ER SO BB IBB HBP BLK WP HR S P ERA WHIP	IP WLS BF H R ER SO BB IBB HBP BLK WP HR S P ERA WHIP	IP WLS BF H R ER SO BB IBB HBP BLK WP HR S P ERA WHIP	IP WLS BF H R ER SO BB IBB HBP BLK WP HR S P ERA WHIP	IP WLS BF H R ER SO BB IBB HBP BLK WP HR S P ERA WHIP	IP WLS BF H R ER SO BB IBB HBP BLK WP HR S P ERA WHIP		IP WLS BF H R ER SO BB IBB HBP BLK WP HR S P ERA WHIP	IP WLS BF H R ER SO BB IBB HBP BLK WP HR S P ERA WHIP	IP WLS BF H R ER SO BB IBB HBP BLK WP HR S P ERA WHIP	IP WLS BF H R ER SO BB IBB HBP BLK WP HR S P ERA WHIP	IP WLS BF H R ER SO BB IBB HBP BLK WP HR S P ERA WHIP	IP WLS BF H R ER SO BB IBB HBP BLK WP HR S P ERA WHIP

AB	34
R	3
H	9
RBI	3
BB	1
SO	4
LOB	13



Batter	1	2	3	4	5	6	7	8	9	AB	R	H	RBI	BB	SO	LOB	BOTTOM						
Joe Cunningham, L OBP: 0.366, SLG: 0.328 (1, 3)	0-0 4-3	0-0 4-3		4-0 BB		4-0 BB BB		0-0 3-1		3	0	0	0	2	0	1	DETROIT TIGERS @ WASHINGTON SENATORS D.C. Stadium, Washington, DC Sun Jul 04 1965, 3:33 AM EDT Att: 9,603 - Unknown						
Don Blasingame, L OBP: 0.286, SLG: 0.315 Woodie Held, R OBP: 0.352, SLG: 0.440 Ken Hamlin, R OBP: 0.350, SLG: 0.374 (6, PH)	1-0 E 1B HBP		0-0 G3	0-0 6-3		4-0 G5-4-3 BB		0-0 L8		2	1	0	0	0	0	1							
Ken McMullen, R OBP: 0.316, SLG: 0.429 (1, 5)	0-0 E6 1B G3		0-0 4-3 1B		0-0 1-3	0-0 G5-4-3		0-0 L8		5	1	1	0	0	4								
Jim King, L OBP: 0.321, SLG: 0.417 (1, 9)	0-0 G3 1B		0-0 4-3		0-0 3-1		0-3 K			4	0	1	1	0	1								
Willie Kirkland, L OBP: 0.252, SLG: 0.448 (1, 7)	0-0 G3		0-0 4-3		4-0 BB		0-0 4-3			3	0	0	1	1	0	2							
Doug Camilli, R OBP: 0.285, SLG: 0.311 (1, 2)	0-0 5-3			4-0 HR BB		0-0 F7		0-0 1B 1B		3	2	1	0	1	0	2							
Don Lock, R OBP: 0.304, SLG: 0.340 (1, 8)		0-0 1B		0-0 HR		4-0 BB HBP BB		0-0 1B 1B		3	2	3	2	1	0	0							
Ed Brinkman, R OBP: 0.256, SLG: 0.285 (1, 6)		0-0 F5		0-0 1-3		0-3 K		0-0 1B		4	0	1	1	0	1	2							
Buster Narum, R OBP: 0.087, SLG: 0.182 Marshall Bridges, S OBP: 0.230, SLG: 0.600 Ron Kline, R (8, 1)		0-3 K		0-3 K		1-0 BB HBP		0-3 K		2	0	0	0	0	2	1							
Inning Stats	R: 2 E: 1 K: 0 S: 5	H: 1 LOB: 1 BB: 0 P: 6	R: 0 E: 0 K: 1 S: 6	H: 1 LOB: 1 BB: 0 P: 6	R: 0 E: 0 K: 0 S: 4	H: 1 LOB: 1 BB: 0 P: 4	R: 2 E: 0 K: 1 S: 6	H: 1 LOB: 1 BB: 2 P: 14	R: 0 E: 0 K: 0 S: 3	H: 0 LOB: 1 BB: 1 P: 7	R: 1 E: 0 K: 1 S: 4	H: 3 LOB: 3 BB: 0 P: 10	R: 1 E: 0 K: 2 S: 10	H: 3 LOB: 2 BB: 0 P: 10	R: 0 E: 0 K: 0 S: 3	H: 0 LOB: 0 BB: 0 P: 3		1B: 6 2B: 0 3B: 0 HR: 1	SF: 0 SAC: 0 DP: 1 HBP: 2	WP: 0 PB: 0 SB: 0 CS: 0	PA: 39		
PITCHER	IP WLS BF H R ER SO BB IBB HBP BLK WP HR S P ERA WHIP	IP WLS BF H R ER SO BB IBB HBP BLK WP HR S P ERA WHIP	IP WLS BF H R ER SO BB IBB HBP BLK WP HR S P ERA WHIP	IP WLS BF H R ER SO BB IBB HBP BLK WP HR S P ERA WHIP	IP WLS BF H R ER SO BB IBB HBP BLK WP HR S P ERA WHIP	IP WLS BF H R ER SO BB IBB HBP BLK WP HR S P ERA WHIP	IP WLS BF H R ER SO BB IBB HBP BLK WP HR S P ERA WHIP	IP WLS BF H R ER SO BB IBB HBP BLK WP HR S P ERA WHIP	IP WLS BF H R ER SO BB IBB HBP BLK WP HR S P ERA WHIP	IP WLS BF H R ER SO BB IBB HBP BLK WP HR S P ERA WHIP	IP WLS BF H R ER SO BB IBB HBP BLK WP HR S P ERA WHIP	IP WLS BF H R ER SO BB IBB HBP BLK WP HR S P ERA WHIP	IP WLS BF H R ER SO BB IBB HBP BLK WP HR S P ERA WHIP	IP WLS BF H R ER SO BB IBB HBP BLK WP HR S P ERA WHIP	IP WLS BF H R ER SO BB IBB HBP BLK WP HR S P ERA WHIP	IP WLS BF H R ER SO BB IBB HBP BLK WP HR S P ERA WHIP		IP WLS BF H R ER SO BB IBB HBP BLK WP HR S P ERA WHIP	IP WLS BF H R ER SO BB IBB HBP BLK WP HR S P ERA WHIP	IP WLS BF H R ER SO BB IBB HBP BLK WP HR S P ERA WHIP	IP WLS BF H R ER SO BB IBB HBP BLK WP HR S P ERA WHIP	IP WLS BF H R ER SO BB IBB HBP BLK WP HR S P ERA WHIP	IP WLS BF H R ER SO BB IBB HBP BLK WP HR S P ERA WHIP



Batter	1	2	3	4	5	6	7	8	9	AB	R	H	RBI	BB	SO	LOB	TOP					
Ken Hamlin, R OBP: 0.347, SLG: 0.352										3	0	0	0	0	2	2						
Ken McMullen, R OBP: 0.314, SLG: 0.422										4	0	1	1	0	1	0						
Willie Kirkland, L OBP: 0.298, SLG: 0.455										4	0	2	0	0	0	0						
Jim King, L OBP: 0.323, SLG: 0.416										4	0	1	0	0	0	2						
Dick Nen, L (1, 3)										4	1	0	0	0	0	2						
Don Lock, R OBP: 0.311, SLG: 0.357										4	2	2	1	0	0	0						
Mike Brumley, L OBP: 0.210, SLG: 0.142										4	0	0	0	0	0	2						
Ed Brinkman, R OBP: 0.256, SLG: 0.278										3	0	0	0	1	0	0						
Phil Ortega, R OBP: 0.316, SLG: 0.294										3	1	2	2	0	1	0						
Ron Kline, R (8, 1)										0	0	0	0	0	0	0						
Inning Stats	R: 0 E: 0 K: 1 S: 5	H: 0 LOB: 0 BB: 0 P: 5	R: 2 E: 0 K: 1 S: 8	H: 3 LOB: 2 BB: 1 P: 12	R: 0 E: 0 K: 0 S: 4	H: 1 LOB: 1 BB: 0 P: 4	R: 0 E: 0 K: 0 S: 3	H: 0 LOB: 0 BB: 0 P: 3	R: 0 E: 0 K: 2 S: 7	H: 0 LOB: 0 BB: 0 P: 7	R: 0 E: 0 K: 0 S: 3	H: 0 LOB: 0 BB: 0 P: 3	R: 0 E: 0 K: 0 S: 3	H: 0 LOB: 0 BB: 0 P: 3	R: 1 E: 0 K: 0 S: 5	H: 3 LOB: 1 BB: 0 P: 5	R: 1 E: 0 K: 0 S: 4	H: 1 LOB: 0 BB: 0 P: 4	1B: 6 2B: 1 3B: 0 HR: 1	SF: 0 SAC: 1 DP: 0 HBP: 0	WP: 1 PB: 0 SB: 0 CS: 0	PA: 35
PITCHER Fred Newman, R ERA: 3.15	IP: 9.0 WLS: L BF: 35 H: 8 R: 4 ER: 4 SO: 4 BB: 0 IBB: 1 HBP: 0 BLK: 0 WP: 1 HR: 1 S: 42 P: 46 ERA: 4.00 WHIP: 0.889											PITCHER	IP: 9.0 WLS: L BF: 35 H: 8 R: 4 ER: 4 SO: 4 BB: 0 IBB: 1 HBP: 0 BLK: 0 WP: 1 HR: 1 S: 42 P: 46 ERA: 4.00 WHIP: 0.889									

Washington Senators @ Los Angeles Angels
Dodger Stadium, Los Angeles, CA
Mon Jul 05 1965, 7:05 PM PDT
Att: 10,721 - Unknown

AB	33
R	4
H	8
RBI	4
BB	1
SO	4
LOB	8



Batter	1	2	3	4	5	6	7	8	9	AB	R	H	RBI	BB	SO	LOB	BOTTOM					
Jose Cardenal, R OBP: 0.308, SLG: 0.401										4	0	0	0	0	0	0						
Albie Pearson, L OBP: 0.327, SLG: 0.341										3	2	2	1	1	0	0						
Jim Fregosi, R OBP: 0.297, SLG: 0.374										4	1	3	2	0	0	0						
Willie Smith, L OBP: 0.282, SLG: 0.432										4	0	0	0	0	1	2						
Merritt Ranew, L OBP: 0.214, SLG: 0.385										3	0	0	0	1	1	1						
Vic Power, R OBP: 0.342, SLG: 0.461										4	0	3	0	0	0	1						
Paul Schaal, R OBP: 0.300, SLG: 0.357										2	0	0	0	1	0	2						
Joe Adcock, R OBP: 0.317, SLG: 0.458										1	0	1	0	0	0	0						
Marcelino Lopez, R OBP: 0.200, SLG: 0.235										0	0	0	0	0	0	0						
Joe Koppe, R OBP: 0.300, SLG: 0.222										2	0	0	0	0	1	2						
Al Spangler, L OBP: 0.282, SLG: 0.242										1	0	0	0	0	0	0						
Bobby Knoop, R OBP: 0.308, SLG: 0.341										0	0	0	0	0	0	0						
Buck Rodgers, S OBP: 0.271, SLG: 0.287										0	0	0	0	1	0	0						
Fred Newman, R OBP: 0.163, SLG: 0.027										3	0	0	0	0	1	0						
Lou Clinton, R OBP: 0.294, SLG: 0.272										1	0	0	0	0	0	3						
Inning Stats	R: 0 E: 0 K: 0 S: 4	H: 2 LOB: 1 BB: 0 P: 4	R: 0 E: 0 K: 1 S: 5	H: 1 LOB: 1 BB: 1 P: 9	R: 0 E: 0 K: 0 S: 3	H: 0 LOB: 0 BB: 0 P: 3	R: 0 E: 0 K: 1 S: 7	H: 2 LOB: 2 BB: 0 P: 7	R: 0 E: 0 K: 1 S: 5	H: 0 LOB: 0 BB: 2 P: 5	R: 2 E: 0 K: 0 S: 3	H: 1 LOB: 0 BB: 0 P: 11	R: 0 E: 0 K: 1 S: 5	H: 0 LOB: 0 BB: 0 P: 5	R: 1 E: 0 K: 0 S: 4	H: 1 LOB: 0 BB: 0 P: 4	R: 0 E: 0 K: 0 S: 4	H: 2 LOB: 3 BB: 1 P: 8	1B: 4 2B: 3 3B: 1 HR: 2	SF: 0 SAC: 0 DP: 3 HBP: 0	WP: 0 PB: 0 SB: 0 CS: 0	PA: 36
PITCHER Phil Ortega, R ERA: 4.36	IP: 7.1 WLS: W BF: 29 H: 7 R: 3 ER: 3 SO: 4 BB: 3 IBB: 0 HBP: 0 BLK: 0 WP: 0 HR: 2 S: 34 P: 46 ERA: 3.68 WHIP: 1.364											PITCHER	IP: 7.1 WLS: W BF: 29 H: 7 R: 3 ER: 3 SO: 4 BB: 3 IBB: 0 HBP: 0 BLK: 0 WP: 0 HR: 2 S: 34 P: 46 ERA: 3.68 WHIP: 1.364									
Ron Kline, R ERA: 1.93	IP: 1.2 WLS: W BF: 7 H: 2 R: 0 ER: 0 SO: 0 BB: 0 IBB: 1 HBP: 0 BLK: 0 WP: 0 HR: 0 S: 6 P: 10 ERA: 0.00 WHIP: 1.200											PITCHER	IP: 1.2 WLS: W BF: 7 H: 2 R: 0 ER: 0 SO: 0 BB: 0 IBB: 1 HBP: 0 BLK: 0 WP: 0 HR: 0 S: 6 P: 10 ERA: 0.00 WHIP: 1.200									

Washington Senators @ Los Angeles Angels
Dodger Stadium, Los Angeles, CA
Mon Jul 05 1965, 7:05 PM PDT
Att: 10,721 - Unknown

AB	32
R	3
H	9
RBI	3
BB	4
SO	4
LOB	11

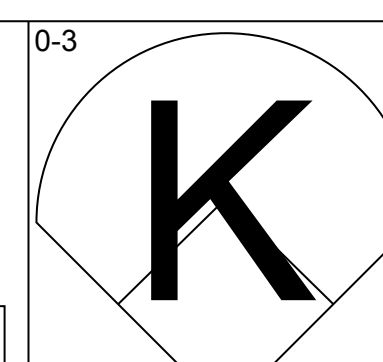
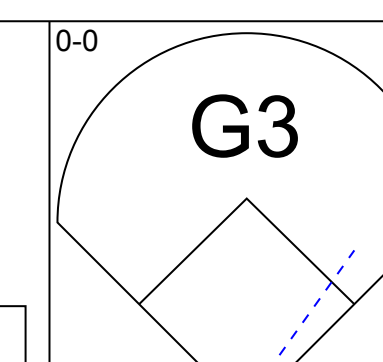
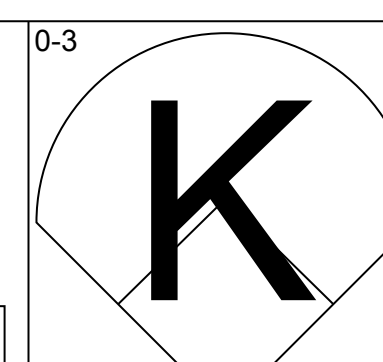
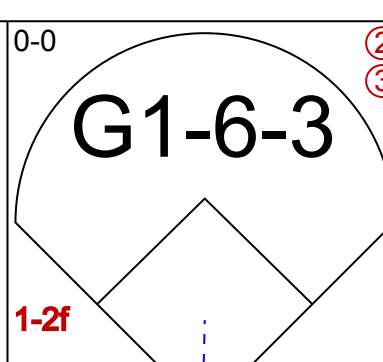
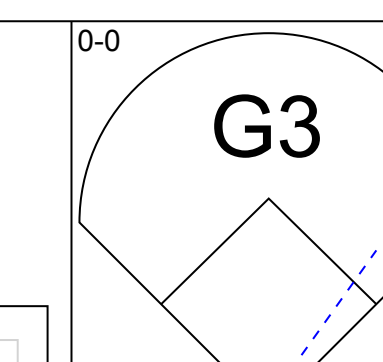
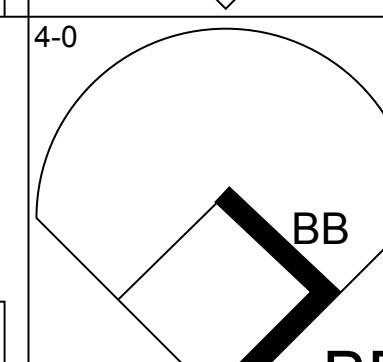
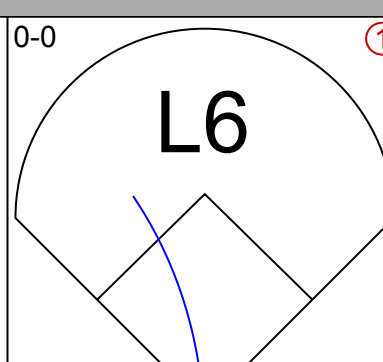
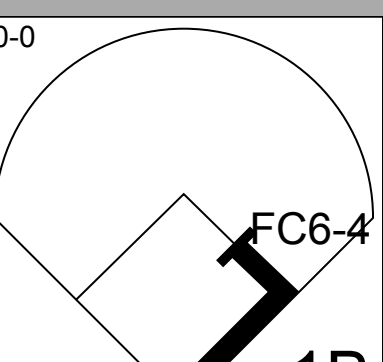
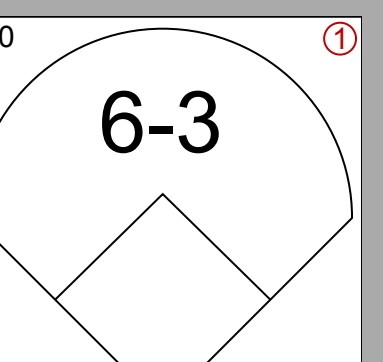
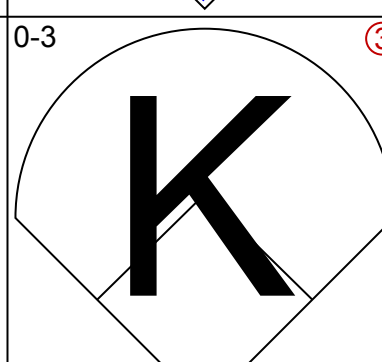
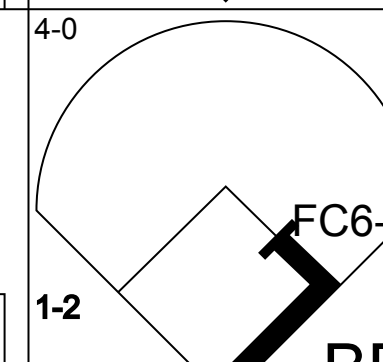
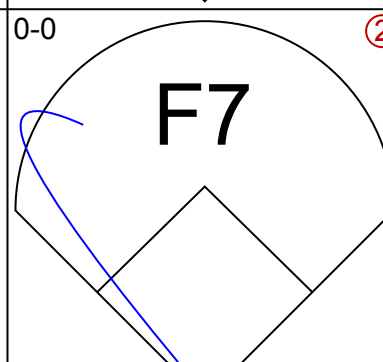
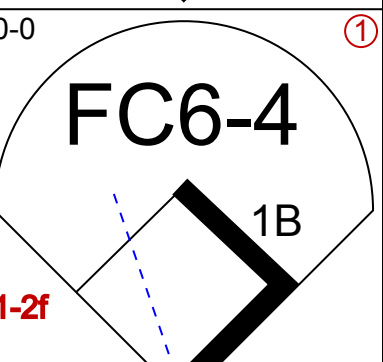
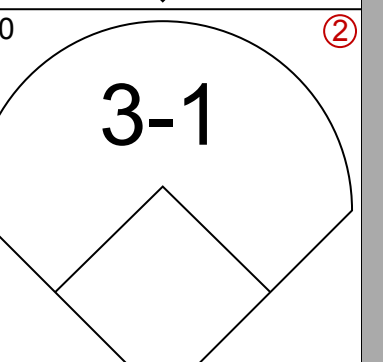
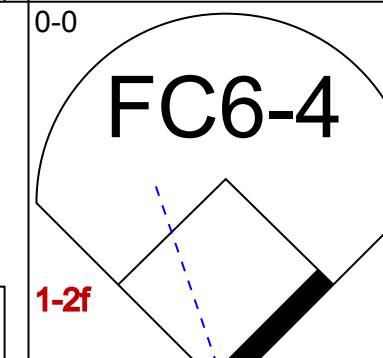
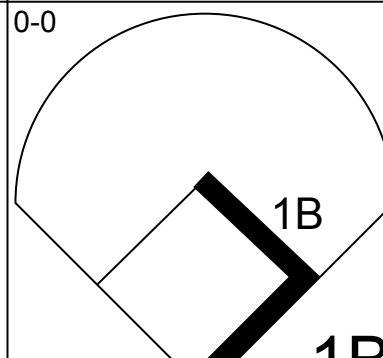
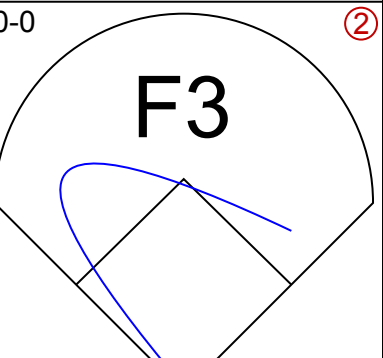
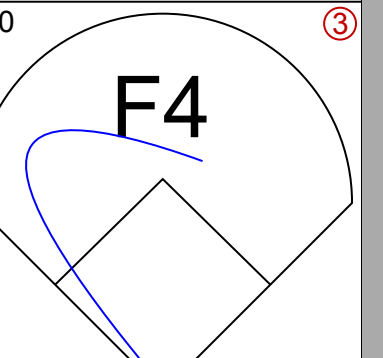
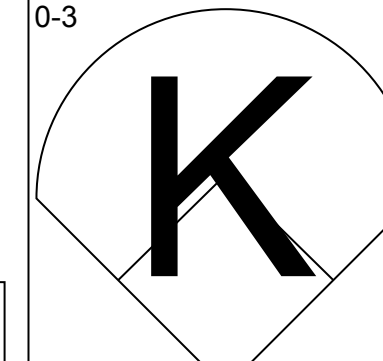
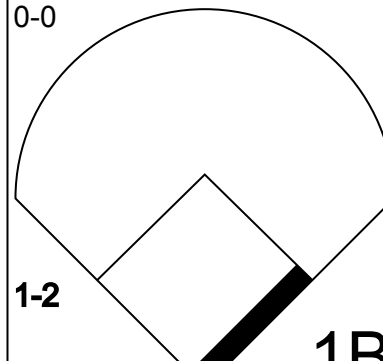
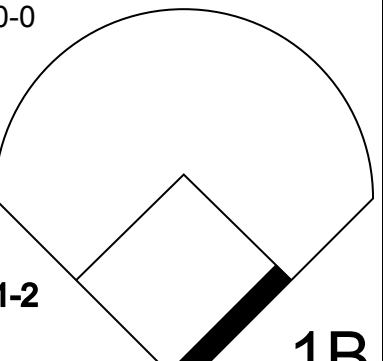
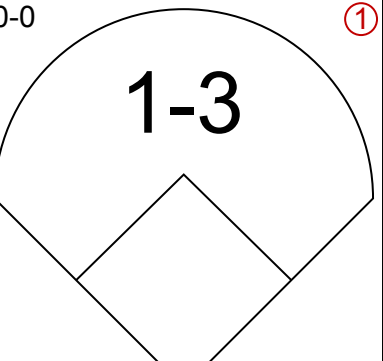
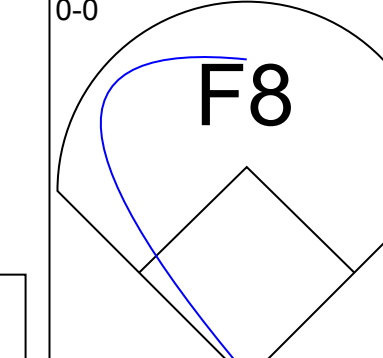
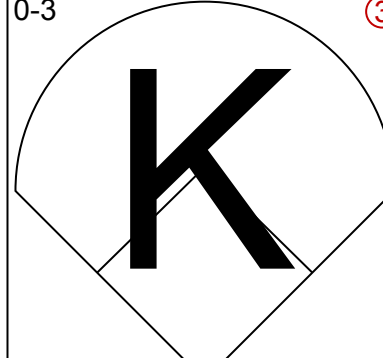
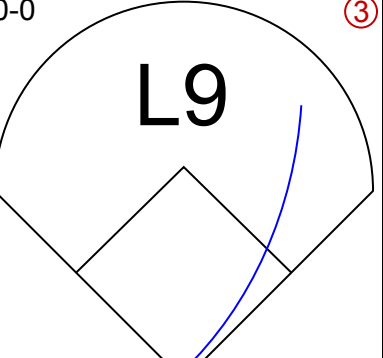
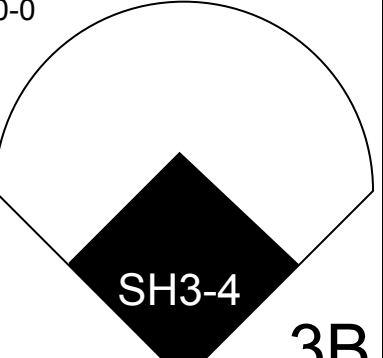
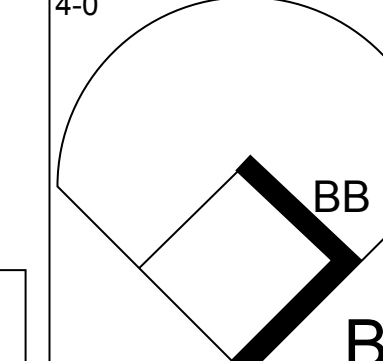
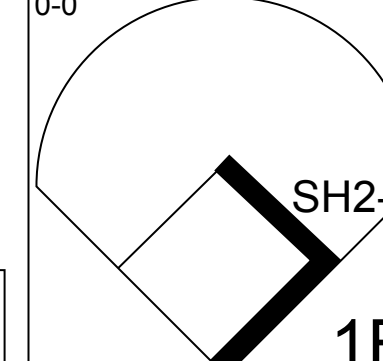
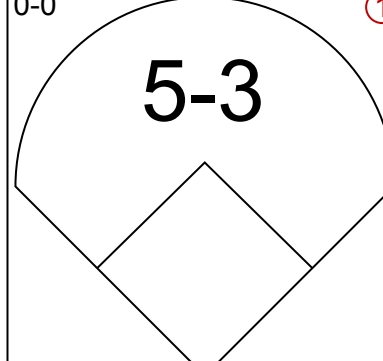
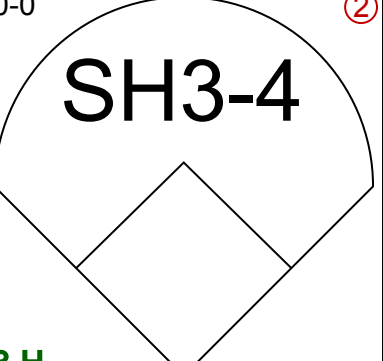
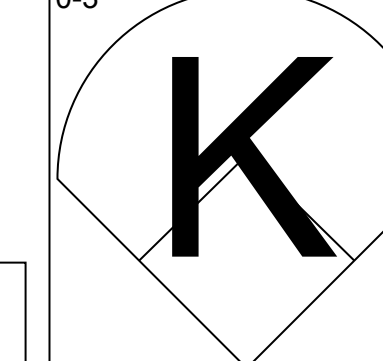
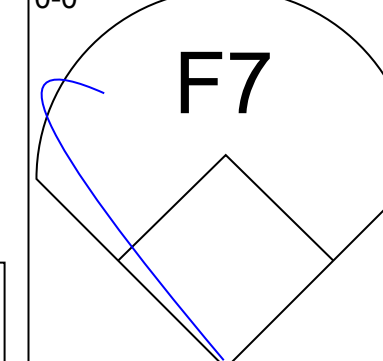
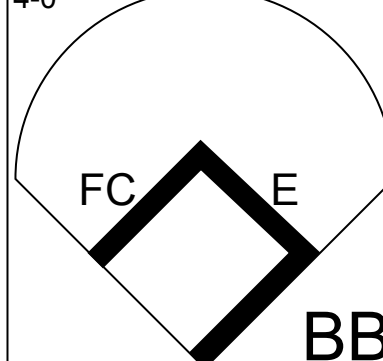
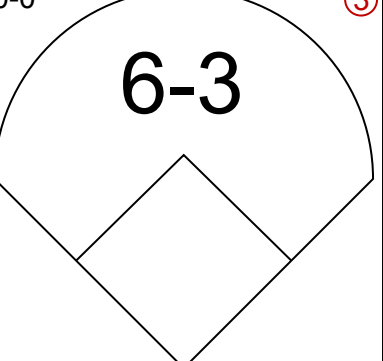
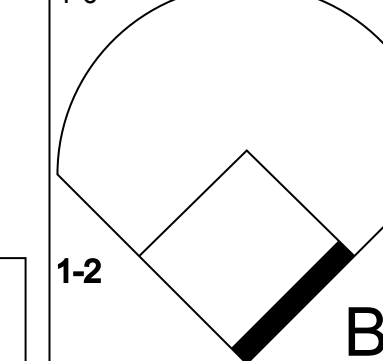
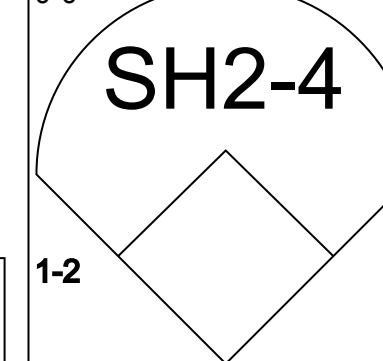
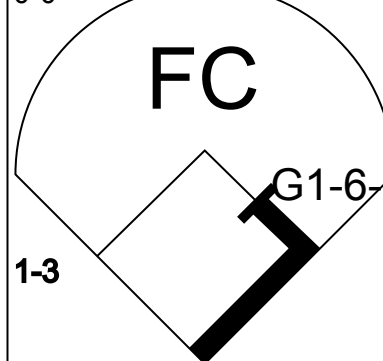
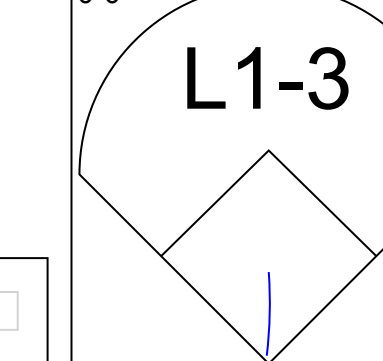


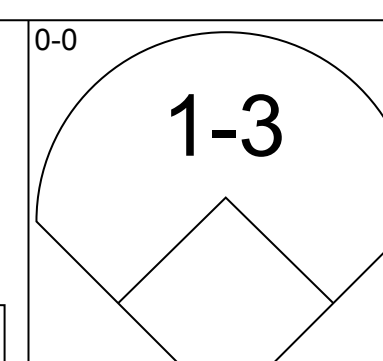
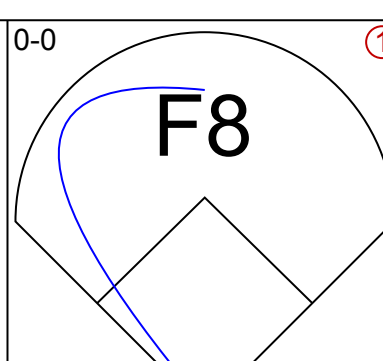
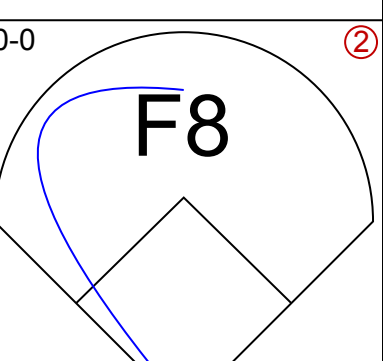
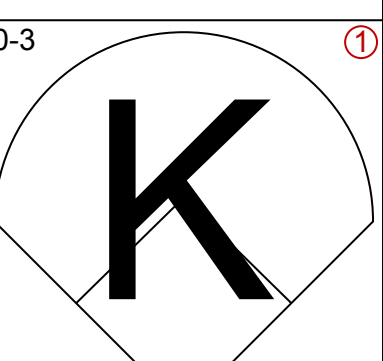
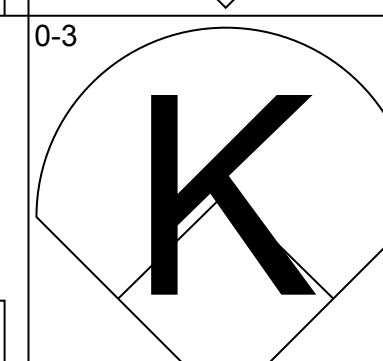
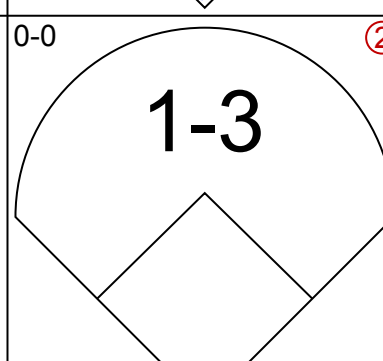
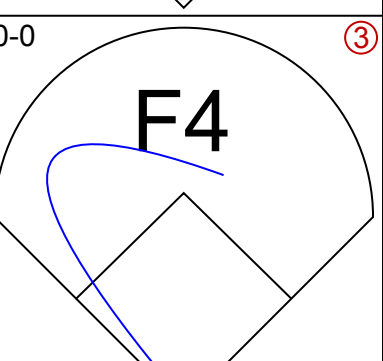
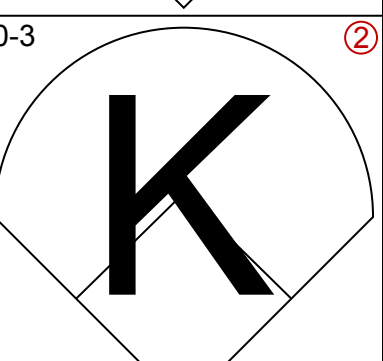
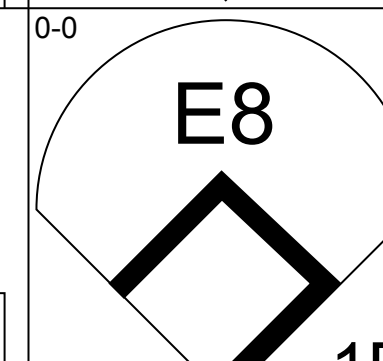
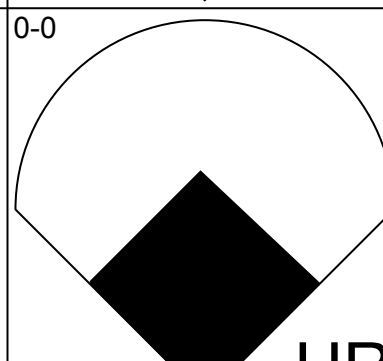

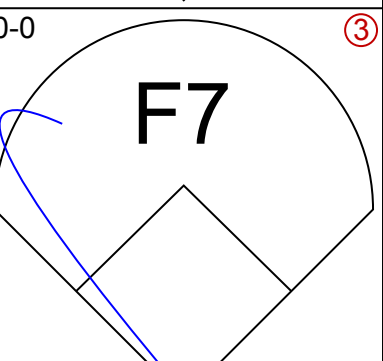
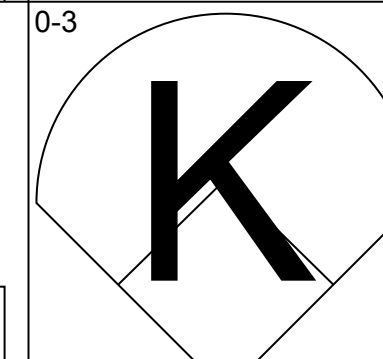
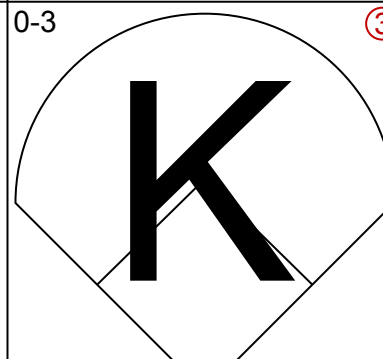

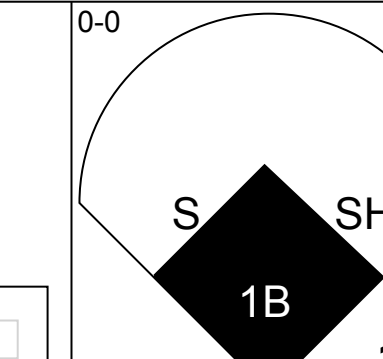


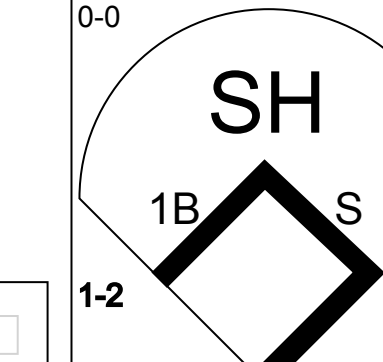
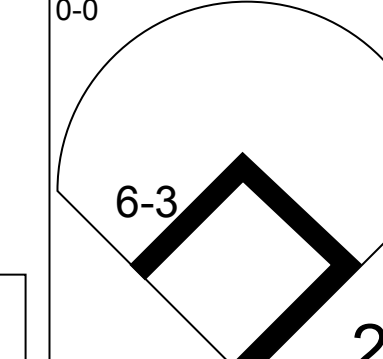
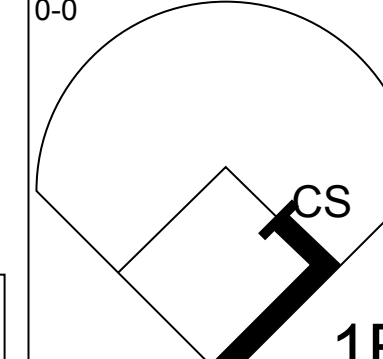
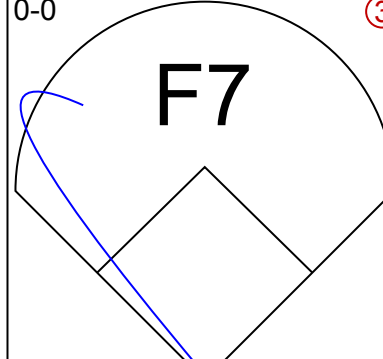

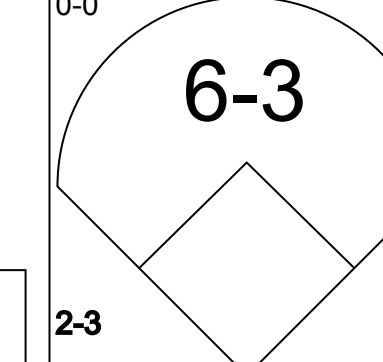
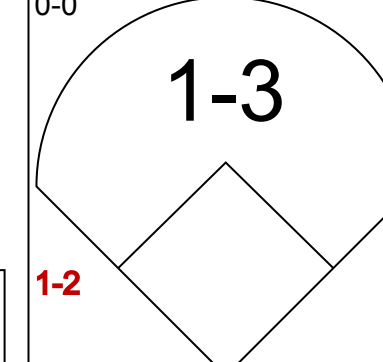


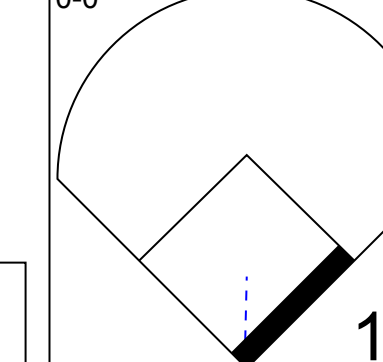



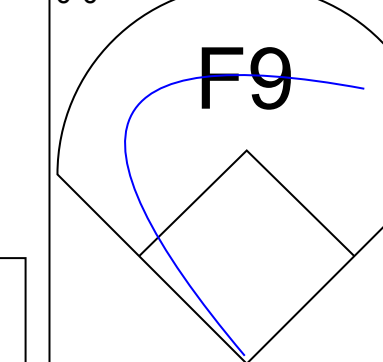



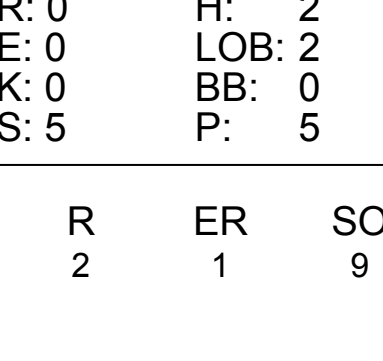
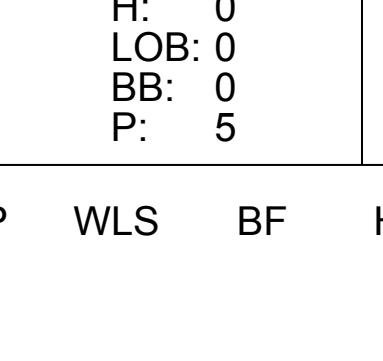
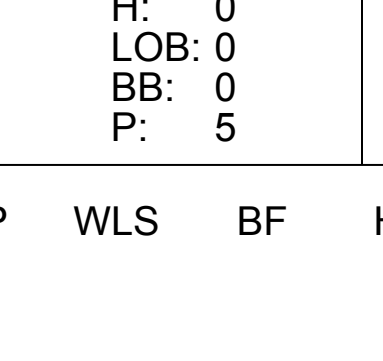
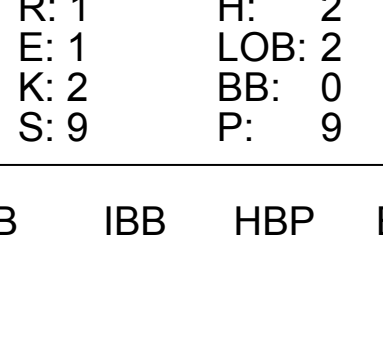



Batter	1	2	3	4	5	6	7	8	9	AB	R	H	RBI	BB	SO	LOB	TOP										
Don Blasingame, L (1,4) OBP: 0.284, SLG: 0.313	F7		4-3 1B		FC4-6 FC6-4 1-2		F4		K	5	0	1	0	0	1	1	Washington Senators @ Los Angeles Angels Dodger Stadium, Los Angeles, CA Tue Jul 06 1965, 7:05 PM PDT Att: 4,294 - Unknown										
Ken McMullen, R (1,5) OBP: 0.310, SLG: 0.417	F7		4-3 1-2		FC6-4 1B		1-3			4	1	0	0	0	0	2											
Willie Kirkland, L (1,7) OBP: 0.266, SLG: 0.456			K				4-3			4	0	2	1	0	1	1											
Jim King, L (1,9) OBP: 0.318, SLG: 0.409 Woodie Held, R (8, PH) OBP: 0.353, SLG: 0.439	K		K		4-3			4-3		3	0	0	0	0	2	3											
Dick Nen, L (1,3) OBP: 0.333, SLG: 0.333					F7					4	1	3	0	0	0	0											
Don Lock, R (1,8) OBP: 0.314, SLG: 0.360							FC4 1B			4	0	2	0	0	1	2											
Doug Camilli, R (1,2) OBP: 0.252, SLG: 0.295							FC4 BB 1-2			4	0	2	0	0	1	2											
Doug Camilli, R (1,2) OBP: 0.252, SLG: 0.295							K			4	0	0	0	0	2	5											
Ed Brinkman, R (1,6) OBP: 0.260, SLG: 0.283					FC5-4 1-2					3	0	1	1	1	0	1											
Bennie Daniels, L (1,1) OBP: 0.280, SLG: 0.182 Don Zimmer, R (8, PH) OBP: 0.236, SLG: 0.296 Marshall Bridges, S (6, PH) OBP: 0.200, SLG: 0.600 Frank Howard, R (9, PH) OBP: 0.342, SLG: 0.478	3-1						FC4-6 1B			2	0	1	0	0	0	1											
Inning Stats	R: 0 E: 0 K: 1 S: 6	H: 1 LOB: 1 BB: 0 P: 6	R: 1 E: 0 K: 0 S: 5	H: 3 LOB: 1 BB: 0 P: 5	R: 0 E: 0 K: 2 S: 8	H: 1 LOB: 1 BB: 0 P: 6	R: 1 E: 1 K: 0 S: 5	H: 2 LOB: 2 BB: 1 P: 5	R: 0 E: 0 K: 2 S: 8	H: 1 LOB: 0 BB: 0 P: 3	R: 0 E: 0 K: 1 S: 6	H: 1 LOB: 1 BB: 0 P: 6	R: 0 E: 0 K: 1 S: 5	H: 0 LOB: 0 BB: 0 P: 5	R: 0 E: 0 K: 1 S: 5	H: 0 LOB: 0 BB: 0 P: 5	1B: 9 2B: 1 3B: 0 HR: 0	SF: 0 SAC: 0 DP: 0 HBP: 0	WP: 0 PB: 0 SB: 1 CS: 0	PA: 37							
PITCHER	IP	WLS	BF	H	R	ER	SO	BB	IBB	HBP	BLK	WP	HR	S	P	ERA	WHIP										
Dean Chance, R (1,1) ERA: 4.33	5.0	W	22	8	2	1	4	0	0	0	0	0	0	30	30	1.80	1.600										
Marcelino Lopez, L (6,1) ERA: 2.86	4.0	S	15	2	0	0	4	1	0	0	0	0	0	22	26	0.00	0.750										

Batter	1	2	3	4	5	6	7	8	9	AB	R	H	RBI	BB	SO	LOB	BOTTOM										
Jose Cardenal, R (1,8) OBP: 0.304, SLG: 0.395	F7		E5 SH3-4 1B		5-3		1-3			4	1	0	0	0	0	3	Washington Senators @ Los Angeles Angels Dodger Stadium, Los Angeles, CA Tue Jul 06 1965, 7:05 PM PDT Att: 4,294 - Unknown										
Albie Pearson, L (1,9) OBP: 0.327, SLG: 0.346	4-3		SH3-4							3	1	1	0	0	0	0											
Jim Fregosi, R (1,6) OBP: 0.303, SLG: 0.379										4	1	3	3	0	0	0											
Willie Smith, L (1,7) OBP: 0.281, SLG: 0.441										4	1	1	2	0	0	2											
Joe Adcock, R (1,3) OBP: 0.317, SLG: 0.475 Vic Power, R (8,3) OBP: 0.338, SLG: 0.455										3	1	1	1	0	1	1											
Buck Rodgers, S (1,2) OBP: 0.271, SLG: 0.286										4	0	1	0	0	0	0											
Paul Schaal, R (1,5) OBP: 0.277, SLG: 0.351										4	0	0	0	0	1	1											
Joe Koppe, R (1,4) OBP: 0.308, SLG: 0.182										2	0	0	0	1	2	0											
Dean Chance, R (1,1) OBP: 0.176, SLG: 0.067 Al Spangler, L (5, PH) OBP: 0.269, SLG: 0.241 Marcelino Lopez, R (6,1) OBP: 0.194, SLG: 0.229										0	1	0	0	1	0	0											
Inning Stats	R: 0 E: 0 K: 0 S: 4	H: 1 LOB: 1 BB: 0 P: 4	R: 1 E: 0 K: 1 S: 6	H: 1 LOB: 0 BB: 0 P: 6	R: 2 E: 1 K: 0 S: 5	H: 1 LOB: 1 BB: 1 P: 9	R: 0 E: 0 K: 1 S: 5	H: 0 LOB: 0 BB: 0 P: 5	R: 3 E: 0 K: 1 S: 8	H: 3 LOB: 0 BB: 0 P: 8	R: 0 E: 0 K: 2 S: 8	H: 1 LOB: 2 BB: 1 P: 12	R: 0 E: 0 K: 0 S: 3	H: 0 LOB: 0 BB: 0 P: 3	R: 0 E: 0 K: 0 S: 3	H: 0 LOB: 0 BB: 0 P: 3		1B: 4 2B: 1 3B: 0 HR: 2	SF: 0 SAC: 1 DP: 0 HBP: 0	WP: 0 PB: 0 SB: 1 CS: 0	PA: 34						
PITCHER	IP	WLS	BF	H	R	ER	SO	BB	IBB	HBP	BLK	WP	HR	S	P	ERA	WHIP										
Bennie Daniels, R (1,1) ERA: 4.09	5.0	L	23	6	6	5	3	1	0	0	0	0	0	28	32	9.00	1.400										
Marshall Bridges, L (6,1) ERA: 2.2	3.0		11	1	0	0	2	0	1	0	0	0	0	14	18	0.00	0.333										

Batter	1	2	3	4	5	6	7	8	9	AB	R	H	RBI	BB	SO	LOB	TOP											
Don Blasingame, L (1,4) OBP: 0.278, SLG: 0.306	F8		1-3		F9		F8		F7	5	0	0	0	0	0	0	Washington Senators @ Los Angeles Angels Dodger Stadium, Los Angeles, CA Wed Jul 07 1965, 7:05 PM PDT Att: 5,296 - Unknown											
Ken McMullen, R (1,5) OBP: 0.312, SLG: 0.431	SF8 3B		1-3		F7		3B			4	1	2	0	0	0	0												
Willie Kirkland, L (1,9) OBP: 0.273, SLG: 0.457	SF8 3H		1B 1B BB		1B		4-3			2	1	1	1	1	0	1												
Frank Howard, R (1,7) OBP: 0.344, SLG: 0.478	5-3		1B		1B		5-3			4	0	2	0	0	0	1												
Jim King, L (7,9) OBP: 0.316, SLG: 0.409			1B		1-2		1B			0	0	0	0	0	0	0												
Dick Nen, L (1,3) OBP: 0.308, SLG: 0.308			1-3		K				G3	4	0	1	1	0	1	2												
Don Lock, R (1,8) OBP: 0.317, SLG: 0.374			3H		K				F7	3	1	1	1	1	1	2												
Don Lock, R (1,8) OBP: 0.317, SLG: 0.374			3H		K				F7	3	1	1	1	1	1	2												
Doug Camilli, R (1,2) OBP: 0.252, SLG: 0.293					F2				K	4	0	1	0	0	1	0												
Ed Brinkman, R (1,6) OBP: 0.256, SLG: 0.278					1-3				6-3	4	0	0	0	0	0	2												
Frank Kreutzer, R (1,1) OBP: 0.200, SLG: 0.444					2-3				6-3	0	0	0	0	0	0	0												
Howie Koplitz, R (1,1) OBP: 0.143, SLG: 0.143					K				K	3	0	0	0	0	2	2												
Ron Kline, R (8,1)					K				K	1	0	0	0	0	1	0												
Inning Stats	R: 1 E: 0 K: 0 S: 4	H: 1 LOB: 0 BB: 0 P: 4	R: 0 E: 0 K: 1 S: 6	H: 1 LOB: 2 BB: 1 P: 10	R: 1 E: 0 K: 1 S: 7	H: 2 LOB: 2 BB: 1 P: 11	R: 0 E: 0 K: 1 S: 5	H: 0 LOB: 0 BB: 0 P: 5	R: 0 E: 0 K: 1 S: 7	H: 2 LOB: 2 BB: 0 P: 7	R: 1 E: 0 K: 0 S: 4	H: 1 LOB: 1 BB: 0 P: 4	R: 0 E: 0 K: 0 S: 4	H: 1 LOB: 1 BB: 0 P: 4	R: 0 E: 0 K: 1 S: 5	H: 0 LOB: 0 BB: 0 P: 5	R: 0 E: 0 K: 1 S: 5	H: 0 LOB: 0 BB: 0 P: 5	1B: 5 2B: 0 3B: 2 HR: 1	SF: 1 SAC: 0 DP: 0 HBP: 0	WP: 0 PB: 0 SB: 0 CS: 0	PA: 37						
PITCHER	IP	WLS	BF	H	R	ER	SO	BB	IBB	HBP	BLK	WP	HR	S	P	ERA	WHIP	PITCHER										
Ken McBride, R (1,1) ERA: 5.56	7.0	L	31	8	3	3	4	2	0	0	0	0	0	1	37	45	3.86	1.429										
Ed Sukla, R (8,1) ERA:	2.0		6	0	0	0	2	0	0	0	0	0	0	0	10	10	0.00	0.000										

Batter	1	2	3	4	5	6	7	8	9	AB	R	H	RBI	BB	SO	LOB	BOTTOM										
Jose Cardenal, R (1,8) OBP: 0.307, SLG: 0.397	S 1B		E7 CS		F8				6-3	4	1	2	0	0	0	1	Washington Senators @ Los Angeles Angels Dodger Stadium, Los Angeles, CA Wed Jul 07 1965, 7:05 PM PDT Att: 5,296 - Unknown										
Willie Smith, L (1,7) OBP: 0.281, SLG: 0.438	K		F5		3-1				FC4-6 1B	4	0	1	0	0	1	2											
Jim Fregosi, R (1,6) OBP: 0.302, SLG: 0.375	1B BB		2-3		K				FC4-6	3	0	0	0	1	1	1											
Joe Adcock, R (1,3) OBP: 0.316, SLG: 0.469	1-3 2H		G6-4-3		F3				K	4	0	1	1	0	1	0											
Lou Clinton, R (1,9) OBP: 0.290, SLG: 0.268	G6-4-3		1B		F9				5-3	2	0	0	0	0	1	2											
Albie Pearson, L (7,PH) OBP: 0.324, SLG: 0.342	G6-4-3		K		K				K	2	0	0	0	0	1	0											
Buck Rodgers, S (1,2) OBP: 0.270, SLG: 0.286			F8		4-3				1B	4	0	1	0	0	0	0											
Paul Schaal, R (1,5) OBP: 0.276, SLG: 0.349			1-3		6-3				F7	4	0	1	0	0	0	1											
Joe Koppe, R (1,4) OBP: 0.333, SLG: 0.308					5-3					2	0	1	0	0	0	0											
Merritt Ranew, L (7,PH) OBP: 0.200, SLG: 0.357					2B					1	0	0	0	0	0	1											
Ed Sukla, R (8,1)									F8	0	0	0	0	0	0	0											
Ken McBride, R (1,1) Tom Satriano, L (8,4) OBP: 0.091, SLG: 0.091			F7		4-3				4-3	1	0	0	0	1	0	1											
Inning Stats	R: 1 E: 0 K: 1 S: 6	H: 2 LOB: 1 BB: 1 P: 10	R: 0 E: 0 K: 0 S: 4	H: 1 LOB: 1 BB: 0 P: 4	R: 0 E: 1 K: 1 S: 5	H: 1 LOB: 0 BB: 0 P: 5	R: 0 E: 0 K: 1 S: 5	H: 0 LOB: 0 BB: 0 P: 5	R: 0 E: 0 K: 1 S: 3	H: 0 LOB: 1 BB: 1 P: 7	R: 0 E: 0 K: 1 S: 5	H: 0 LOB: 0 BB: 0 P: 5	R: 0 E: 0 K: 0 S: 4	H: 1 LOB: 1 BB: 0 P: 4	R: 0 E: 0 K: 0 S: 4	H: 1 LOB: 1 BB: 0 P: 4	R: 0 E: 0 K: 1 S: 6	H: 1 LOB: 1 BB: 0 P: 6	1B: 6 2B: 1 3B: 0 HR: 0	SF: 0 SAC: 0 DP: 1 HBP: 0	WP: 0 PB: 0 SB: 1 CS: 1	PA: 34					
PITCHER	IP	WLS	BF	H	R	ER	SO	BB	IBB	HBP	BLK	WP	HR	S	P	ERA	WHIP	PITCHER									
Frank Kreutzer, L (1,1) ERA: 4.79	0.1		2	1	1	1	1	0	0	0	0	0	0	4	4	27.00	3.000										
Howie Koplitz, R (1,1) ERA: 5.4	6.2	W	24	4	0	0	3	2	0	0	0	0	0	28	36	0.00	0.900										
Ron Kline, R (8,1) ERA: 1.86	2.0	S	8	2	0	0	1	0	0	0	0	0	0	10	10	0.00	1.000										

Batter	1	2	3	4	5	6	7	8	9	AB	R	H	RBI	BB	SO	LOB	TOP																			
Jim Gosger, L (1, 8)										5	0	0	0	0	2	5	Boston Red Sox @ Washington Senators D.C. Stadium, Washington, DC Fri Jul 09 1965, 7:05 PM EDT Unknown livebaseballscores.com																			
Eddie Bressoud, R (1, 6) OBP: 0.318, SLG: 0.378										4	0	1	0	1	1	0																				
Tony Horton, R (1, 3) OBP: 0.333, SLG: 0.420										3	0	0	0	1	0	1																				
Felix Mantilla, R (1, 4) OBP: 0.403, SLG: 0.491										4	0	1	0	0	0	3																				
Tony Conigliaro, R (1, 9) OBP: 0.325, SLG: 0.467										4	0	2	0	0	1	2																				
Lee Thomas, L (1, 7) OBP: 0.370, SLG: 0.504										4	1	1	0	0	1	4																				
Frank Malzone, R (1, 5) OBP: 0.279, SLG: 0.249										2	0	1	1	1	0	0																				
Bob Tillman, R (1, 2) OBP: 0.280, SLG: 0.342										3	0	0	0	1	1	2																				
Bill Monbouquette, R (1, 1) OBP: 0.158, SLG: 0.114										2	0	0	0	1	0	1																				
Inning Stats	R: 0 E: 0 K: 2 S: 7	H: 0 LOB: 2 BB: 2 P: 15	R: 0 E: 0 K: 1 S: 5	H: 0 LOB: 2 BB: 2 P: 13	R: 0 E: 0 K: 1 S: 7	H: 2 LOB: 2 BB: 0 P: 7	R: 0 E: 0 K: 1 S: 6	H: 1 LOB: 1 BB: 0 P: 6	R: 0 E: 0 K: 0 S: 5	H: 2 LOB: 2 BB: 0 P: 5	R: 0 E: 0 K: 0 S: 3	H: 0 LOB: 1 BB: 1 P: 7	R: 0 E: 0 K: 0 S: 3	H: 0 LOB: 0 BB: 0 P: 3	R: 1 E: 0 K: 0 S: 4	H: 1 LOB: 0 BB: 0 P: 4	R: 0 E: 0 K: 1 S: 5	H: 0 LOB: 0 BB: 0 P: 5	1B: 5 2B: 0 3B: 1 HR: 0	SF: 0 SAC: 2 DP: 1 HBP: 0	WP: 0 PA: 38 PB: 0 SB: 0 CS: 0															
PITCHER	IP WLS BF H R ER SO BB IBB HBP BLK WP HR S P ERA WHIP																																			
Pete Richert, L (1, 1) ERA: 2.51	5.0	24	5	0	0	5	4	0	0	0	0	0	0	30	46	0.00	1.800																			
Steve Ridzik, R (6, 1) ERA: 4.73	3.0	11	1	1	1	0	1	0	0	0	0	0	0	10	14	3.00	0.667																			
Ron Kline, R (9, 1) ERA: 1.82	1.0	W	3	0	0	0	1	0	0	0	0	0	0	5	5	0.00	0.000																			

Batter	1	2	3	4	5	6	7	8	9	AB	R	H	RBI	BB	SO	LOB	BOTTOM																				
Don Blasingame, L (1, 4) OBP: 0.274, SLG: 0.300										4	0	0	0	0	1	1	Boston Red Sox @ Washington Senators D.C. Stadium, Washington, DC Fri Jul 09 1965, 7:05 PM EDT Unknown livebaseballscores.com																				
Ken McMullen, R (1, 5) OBP: 0.305, SLG: 0.425										4	0	0	0	0	2	1																					
Willie Kirkland, L (1, 9) OBP: 0.280, SLG: 0.483										4	1	2	1	0	0	0																					
Frank Howard, R (1, 7) OBP: 0.343, SLG: 0.475										4	0	1	0	0	3	1																					
Ken Hamlin, R (9, PR) OBP: 0.347, SLG: 0.352										0	1	0	0	0	0	0																					
Dick Nen, L (1, 3) OBP: 0.250, SLG: 0.250										3	0	0	0	0	0	0																					
Don Lock, R (1, 8) OBP: 0.320, SLG: 0.381										4	0	2	0	0	1	3																					
Doug Camilli, R (1, 2) OBP: 0.247, SLG: 0.287										3	0	0	0	0	0	2																					
Jim King, L (9, PH) OBP: 0.316, SLG: 0.406										1	0	0	0	0	1	3																					
Ed Brinkman, R (1, 6) OBP: 0.259, SLG: 0.282										4	0	2	1	0	0	0																					
Pete Richert, L (1, 1) OBP: 0.161, SLG: 0.071										1	0	0	0	0	0	2																					
Mike Brumley, L (5, PH) OBP: 0.216, SLG: 0.158										1	0	1	0	0	0	0																					
Steve Ridzik, R (6, 1) OBP: 0.182, SLG: 0.273										1	0	0	0	0	1	0																					
Ron Kline, R (9, 1)										0	0	0	0	0	0	0																					
Inning Stats	R: 0 E: 1 K: 2 S: 8	H: 1 LOB: 1 BB: 0 P: 8	R: 0 E: 0 K: 0 S: 5	H: 2 LOB: 2 BB: 0 P: 5	R: 1 E: 0 K: 1 S: 6	H: 1 LOB: 0 BB: 0 P: 6	R: 0 E: 0 K: 0 S: 3	H: 1 LOB: 0 BB: 0 P: 3	R: 0 E: 0 K: 0 S: 4	H: 1 LOB: 1 BB: 0 P: 4	R: 0 E: 1 K: 1 S: 6	H: 0 LOB: 1 BB: 0 P: 6	R: 0 E: 0 K: 1 S: 5	H: 0 LOB: 0 BB: 0 P: 5	R: 0 E: 0 K: 2 S: 7	H: 0 LOB: 0 BB: 0 P: 7	R: 1 E: 1 K: 2 S: 9	H: 2 LOB: 2 BB: 0 P: 9	1B: 5 2B: 2 3B: 0 HR: 1	SF: 0 SAC: 1 DP: 0 HBP: 0	WP: 0 PA: 35 PB: 0 SB: 2 CS: 1																
PITCHER	IP WLS BF H R ER SO BB IBB HBP BLK WP HR S P ERA WHIP																																				
Bill Monbouquette, R (1, 1) ERA: 3.35	8.2	L	35	8	2	1	9	0	0	0	0	0	0	1	53	53	1.04	0.923																			

Batter	1	2	3	4	5	6	7	8	9	AB	R	H	RBI	BB	SO	LOB	TOP					
Jim Gosger, L (1,8) OBP: 0.250, SLG: 0.500										5	3	2	3	1	1	6	Boston Red Sox @ Washington Senators D.C. Stadium, Washington, DC Fri Jul 09 1965, 7:05 PM EDT Att: 12,098 - Unknown					
Dalton Jones, L (1,5) OBP: 0.343, SLG: 0.397										6	1	5	1	0	0							
Tony Horton, R (1,3) OBP: 0.333, SLG: 0.405										5	0	1	1	1	1	3						
Lee Thomas, L (1,7) OBP: 0.382, SLG: 0.511										4	0	4	2	2	0	0						
Lenny Green, L (8, PR) OBP: 0.351, SLG: 0.428										0	0	0	0	0	0	0						
Felix Mantilla, R (1,4) OBP: 0.408, SLG: 0.489										3	1	1	0	2	0	5						
Chuck Schilling, R (8,4) OBP: 0.298, SLG: 0.368										0	0	0	0	0	0	0						
Tony Conigliaro, R (1,9) OBP: 0.322, SLG: 0.459										5	1	0	0	1	1	9						
Eddie Bressoud, R (1,6) OBP: 0.318, SLG: 0.382										6	1	2	1	0	2	3						
Russ Nixon, L (1,2) OBP: 0.240, SLG: 0.208										5	2	2	1	1	0	0						
Earl Wilson, R (1,1) OBP: 0.367, SLG: 0.359										3	1	1	1	2	1	5						
Inning Stats	R: 1 E: 0 K: 0 S: 5	H: 3 LOB: 2 BB: 1 P: 9	R: 0 E: 0 K: 0 S: 3	H: 0 LOB: 1 BB: 1 P: 7	R: 0 E: 0 K: 2 S: 8	H: 1 LOB: 2 BB: 1 P: 12	R: 2 E: 0 K: 0 S: 5	H: 2 LOB: 1 BB: 1 P: 9	R: 1 E: 0 K: 1 S: 7	H: 2 LOB: 3 BB: 1 P: 12	R: 0 E: 0 K: 1 S: 7	H: 2 LOB: 3 BB: 1 P: 11	R: 2 E: 3 K: 0 S: 6	H: 3 LOB: 2 BB: 1 P: 10	R: 4 E: 0 K: 0 S: 7	H: 4 LOB: 2 BB: 2 P: 15	R: 0 E: 0 K: 2 S: 8	H: 1 LOB: 2 BB: 1 P: 12	1B: 14 2B: 2 3B: 0 HR: 2	SF: 1 SAC: 1 DP: 2 HBP: 1	WP: 1 PB: 0 SB: 1 CS: 0	PA: 55
PITCHER	IP WLS BF H R ER SO BB IBB HBP BLK WP HR S P ERA WHIP																					
Buster Narum, R (1,1) ERA: 5.11	4.1 L 25 8 4 4 2 4 0 0 1 0 0 2 24 41 8.31 2.769																					
Mike McCormick, L (5,1) ERA: 3.39	1.0 7 2 0 0 1 2 0 0 0 0 0 0 7 15 0.00 4.000																					
Bennie Daniels, R (6,1) ERA: 4.54	2.1 15 6 6 5 1 1 1 0 0 0 0 0 15 23 19.29 3.000																					
Ryne Duren, R (8,1) ERA: 4.13	1.1 8 2 0 0 2 2 0 0 0 1 0 0 10 18 0.00 3.000																					

Batter	1	2	3	4	5	6	7	8	9	AB	R	H	RBI	BB	SO	LOB	BOTTOM					
Ken Hamlin, R (1,4) OBP: 0.344, SLG: 0.349										4	1	1	0	0	0	2	Boston Red Sox @ Washington Senators D.C. Stadium, Washington, DC Fri Jul 09 1965, 7:05 PM EDT Att: 12,098 - Unknown					
Dick Nen, L (1,3) OBP: 0.250, SLG: 0.250										4	0	1	0	0	0	0						
Willie Kirkland, L (1,9) OBP: 0.279, SLG: 0.480										3	0	1	1	0	2	0						
Frank Howard, R (1,7) OBP: 0.339, SLG: 0.468										4	0	0	0	0	4	2						
Don Lock, R (1,8) OBP: 0.319, SLG: 0.376										3	0	0	0	0	2	2						
Woodie Held, R (1,5) OBP: 0.353, SLG: 0.434										2	0	0	0	1	0	1						
Ryne Duren, R (8,1) OBP: 0.311, SLG: 0.427										0	0	0	0	0	0	0						
Mike Brumley, L (1,2) OBP: 0.211, SLG: 0.154										3	0	0	0	0	1	1						
Ed Brinkman, R (1,6) OBP: 0.260, SLG: 0.282										3	0	1	0	0	0	1						
Buster Narum, R (1,1) OBP: 0.083, SLG: 0.174										1	0	0	0	0	1	0						
Mike McCormick, L (5,1) OBP: 0.167, SLG: 0.048										1	0	0	0	0	1	1						
Bennie Daniels, L (6,1) OBP: 0.280, SLG: 0.182										0	0	0	0	0	0	0						
Ken McMullen, R (8,5) OBP: 0.311, SLG: 0.427										1	0	1	0	0	0	0						
Inning Stats	R: 0 E: 0 K: 1 S: 5	H: 0 LOB: 0 BB: 0 P: 5	R: 0 E: 0 K: 1 S: 5	H: 0 LOB: 0 BB: 0 P: 5	R: 0 E: 0 K: 2 S: 7	H: 0 LOB: 0 BB: 0 P: 7	R: 1 E: 0 K: 2 S: 9	H: 2 LOB: 1 BB: 0 P: 9	R: 0 E: 0 K: 1 S: 5	H: 0 LOB: 1 BB: 1 P: 9	R: 0 E: 0 K: 1 S: 5	H: 0 LOB: 0 BB: 0 P: 5	R: 0 E: 0 K: 1 S: 4	H: 0 LOB: 0 BB: 0 P: 5	R: 0 E: 0 K: 0 S: 4	H: 2 LOB: 1 BB: 0 P: 4	R: 0 E: 0 K: 2 S: 8	H: 1 LOB: 1 BB: 0 P: 8	1B: 5 2B: 1 3B: 0 HR: 0	SF: 1 SAC: 0 DP: 2 HBP: 1	WP: 0 PB: 0 SB: 0 CS: 0	PA: 32
PITCHER	IP WLS BF H R ER SO BB IBB HBP BLK WP HR S P ERA WHIP																					
Earl Wilson, R (1,1) ERA: 4.15	9.0 W 32 5 1 1 11 1 0 1 0 0 0 52 57 1.00 0.667																					

Batter	1	2	3	4	5	6	7	8	9	AB	R	H	RBI	BB	SO	LOB	TOP					
Jim Gosger, L OBP: 0.294, SLG: 0.733 (1, 8)										5	2	2	1	0	1	0	Boston Red Sox @ Washington Senators D.C. Stadium, Washington, DC Sat Jul 10 1965, 3:33 AM EDT Att: 2,505 - Unknown livebaseballscorecards.com					
Dalton Jones, L OBP: 0.340, SLG: 0.392 (1, 5)										5	0	1	0	0	1	1						
Tony Horton, R OBP: 0.341, SLG: 0.423 (1, 3)										4	0	2	0	0	0	1						
Lee Thomas, L OBP: 0.383, SLG: 0.510 (1, 7)										4	1	2	1	0	0	3						
Felix Mantilla, R OBP: 0.409, SLG: 0.488 (1, 4)										3	0	1	0	1	0	1						
Tony Conigliaro, R OBP: 0.322, SLG: 0.457 (1, 9)										4	0	1	0	0	1	3						
Eddie Bressoud, R OBP: 0.322, SLG: 0.381 (1, 6)										3	0	1	1	1	0	2						
Russ Nixon, L OBP: 0.207, SLG: 0.179 (1, 2)										4	0	0	0	0	0	5						
Dave Morehead, R OBP: 0.206, SLG: 0.129 (1, 1)										1	0	0	0	0	1	2						
Bob Heffner, R (3, 1)										1	0	0	0	0	0	1						
Chuck Schilling, R OBP: 0.296, SLG: 0.366 (7, PH)										1	0	0	0	0	0	0						
Jay Ritchie, R OBP: 0.667, SLG: 0.500 (7, 1)										0	0	0	0	0	0	0						
Frank Matzone, R OBP: 0.276, SLG: 0.247 (9, PH)										1	0	0	0	0	0	0						
Inning Stats	R: 0 E: 0 K: 1 S: 5	H: 0 LOB: 0 BB: 0 P: 5	R: 1 E: 0 K: 1 S: 8	H: 3 LOB: 2 BB: 0 P: 8	R: 1 E: 0 K: 0 S: 5	H: 2 LOB: 1 BB: 0 P: 5	R: 0 E: 0 K: 0 S: 3	H: 0 LOB: 1 BB: 1 P: 7	R: 0 E: 0 K: 0 S: 4	H: 2 LOB: 1 BB: 0 P: 4	R: 0 E: 0 K: 0 S: 4	H: 1 LOB: 1 BB: 0 P: 4	R: 1 E: 0 K: 1 S: 7	H: 2 LOB: 1 BB: 0 P: 7	R: 0 E: 0 K: 1 S: 5	H: 0 LOB: 1 BB: 0 P: 9	R: 0 E: 0 K: 0 S: 3	H: 0 LOB: 0 BB: 0 P: 3	1B: 7 2B: 2 3B: 0 HR: 1	SF: 0 SAC: 0 DP: 1 HBP: 0	WP: 0 PB: 0 SB: 0 CS: 0	PA: 38
PITCHER	IP WLS BF H R ER SO BB IBB HBP BLK WP HR S P ERA WHIP																					
Phil Ortega, R ERA: 4.36 (1, 1)	6.1 W 28 9 3 3 2 1 0 0 0 0 0 1 31 35 4.26 1.579																					
Marshall Bridges, L ERA: 2.15 (7, 1)	0.2 S 3 1 0 0 1 0 0 0 0 0 0 0 5 5 0.00 1.500																					
Ron Kline, R ERA: 1.76 (8, 1)	2.0 S 7 0 0 0 1 1 0 0 0 0 0 0 8 12 0.00 0.500																					

Batter	1	2	3	4	5	6	7	8	9	AB	R	H	RBI	BB	SO	LOB	BOTTOM						
Ken Hamlin, R OBP: 0.357, SLG: 0.351 (1, 4)										2	1	1	0	2	0	0	Boston Red Sox @ Washington Senators D.C. Stadium, Washington, DC Sat Jul 10 1965, 3:33 AM EDT Att: 2,505 - Unknown livebaseballscorecards.com						
Ken McMullen, R OBP: 0.310, SLG: 0.428 (1, 5)										4	1	1	1	0	1	2							
Willie Kirkland, L OBP: 0.286, SLG: 0.512 (1, 7)										4	2	2	1	0	0	1							
Jim King, L OBP: 0.315, SLG: 0.402 (1, 9)										4	1	1	2	0	2	0							
Dick Nen, L OBP: 0.292, SLG: 0.261 (1, 3)										3	0	1	0	1	1	0							
Don Lock, R OBP: 0.326, SLG: 0.377 (1, 8)										2	0	1	1	2	1	0							
Doug Camilli, R OBP: 0.247, SLG: 0.286 (1, 2)										4	0	1	0	0	0	5							
Ed Brinkman, R OBP: 0.256, SLG: 0.278 (1, 6)										4	0	0	0	0	1	3							
Phil Ortega, R OBP: 0.293, SLG: 0.270 (1, 1)										3	0	0	0	0	1	2							
Marshall Bridges, S OBP: 0.200, SLG: 0.600 (7, 1)										0	0	0	0	0	0	0							
Ron Kline, R (8, 1)										0	0	0	0	0	0	0							
Inning Stats	R: 2 E: 0 K: 0 S: 4	H: 1 LOB: 2 BB: 3 P: 16	R: 0 E: 0 K: 2 S: 7	H: 0 LOB: 1 BB: 1 P: 11	R: 2 E: 0 K: 0 S: 7	H: 4 LOB: 2 BB: 0 P: 7	R: 1 E: 0 K: 1 S: 6	H: 1 LOB: 0 BB: 0 P: 6	R: 0 E: 0 K: 1 S: 4	H: 0 LOB: 0 BB: 1 P: 8	R: 0 E: 0 K: 1 S: 6	H: 1 LOB: 1 BB: 0 P: 6	R: 0 E: 0 K: 1 S: 5	H: 0 LOB: 0 BB: 0 P: 5	R: 0 E: 0 K: 1 S: 5	H: 1 LOB: 0 BB: 0 P: 5		R: 0 E: 0 K: 1 S: 5	H: 0 LOB: 0 BB: 0 P: 5	1B: 5 2B: 2 3B: 0 HR: 1	SF: 0 SAC: 0 DP: 2 HBP: 0	WP: 0 PB: 0 SB: 1 CS: 0	PA: 35
PITCHER	IP WLS BF H R ER SO BB IBB HBP BLK WP HR S P ERA WHIP																						
Dave Morehead, R ERA: 4.78 (3, 1)	4.0 L 16 4 1 1 3 1 0 0 0 0 0 1 21 25 2.25 1.250																						
Bob Heffner, R ERA: 5.99 (7, 1)	2.0 S 6 1 0 0 2 0 0 0 0 0 0 0 10 10 0.00 0.500																						

Batter	1	2	3	4	5	6	7	8	9	AB	R	H	RBI	BB	SO	LOB	TOP			
Joe Cunningham, L (1, 3) OBP: 0.378, SLG: 0.320										2	2	0	0	3	0	0				
Ken Hamlin, R (1, 4) OBP: 0.370, SLG: 0.356										3	0	1	0	0	1	1				
Steve Ridzik, R (7, 1) OBP: 0.182, SLG: 0.273										0	0	0	0	0	0	0				
Jim King, L (9, PH) OBP: 0.323, SLG: 0.409										0	1	0	0	1	0	0				
Ken McMullen, R (1, 5) OBP: 0.313, SLG: 0.430										5	1	3	3	0	0	2				
Frank Howard, R (1, 7) OBP: 0.342, SLG: 0.467										4	0	2	1	1	1	1				
Woodie Held, R (1, 9) OBP: 0.351, SLG: 0.439										3	0	1	1	1	1	2				
Don Lock, R (1, 8) OBP: 0.322, SLG: 0.368										3	0	1	0	1	0	4				
Doug Camilli, R (1, 2) OBP: 0.156, SLG: 0.270										3	0	0	0	0	0	3				
Willie Kirkland, L (8, PH) OBP: 0.281, SLG: 0.496										1	0	0	0	0	0	1				
Ed Brinkman, R (1, 6) OBP: 0.253, SLG: 0.273										3	0	0	0	0	2	1				
Don Blasingame, L (9, PH) OBP: 0.277, SLG: 0.303										1	1	1	0	0	0	0				
Pete Richert, L (1, 1) OBP: 0.156, SLG: 0.069										1	0	0	0	0	0	0				
Bennie Daniels, L (3, 1) OBP: 0.289, SLG: 0.174										1	0	0	0	0	1	0				
Don Zimmer, R (7, PH) OBP: 0.296, SLG: 0.293										1	0	0	0	0	0	0				
Dick Nen, L (9, PH) OBP: 0.200, SLG: 0.340										1	0	0	0	0	0	1				
Inning Stats	R: 2 E: 1 K: 0 S: 6	H: 3 LOB: 2 BB: 1 P: 10	R: 0 E: 0 K: 1 S: 5	H: 0 LOB: 0 BB: 0 P: 5	R: 0 E: 0 K: 1 S: 5	H: 1 LOB: 2 BB: 2 P: 13	R: 0 E: 0 K: 2 S: 7	H: 0 LOB: 0 BB: 0 P: 7	R: 0 E: 0 K: 0 S: 4	H: 1 LOB: 1 BB: 0 P: 4	R: 0 E: 0 K: 0 S: 3	H: 0 LOB: 1 BB: 1 P: 7	R: 0 E: 0 K: 2 S: 7	H: 0 LOB: 1 BB: 1 P: 11	R: 3 E: 0 K: 0 S: 5	H: 3 LOB: 1 BB: 2 P: 13	1B: 8 2B: 0 3B: 1 HR: 0	SF: 1 SAC: 1 DP: 2 HBP: 0	WP: 0 PB: 0 SB: 0 CS: 0	PA: 41
PITCHER	IP WLS BF H R ER SO BB IBB HBP BLK WP HR S P ERA WHIP																			
Al Downing, L (1, 1) ERA: 3.32	7.0 W 30 6 2 2 4 4 0 0 0 0 0 0 34 50 2.57 1.429																			
Hal Reniff, R (8, 1) ERA: 3.83	1.1 10 3 3 3 2 3 0 0 0 0 0 0 11 23 20.25 4.500																			
Pedro Ramos, R (9, 1) ERA: 3.25	0.2 S 1 0 0 0 0 0 0 0 0 0 0 0 1 1 0.00 0.000																			

Washington Senators @ New York Yankees
Yankee Stadium, Bronx, NY

AB 32
R 5
H 9
RBI 5
BB 7
SO 6
LOB 16



WP: 0 PA: 41
PB: 0
SB: 0
CS: 0

Fri Jul 16 1965, 7:05 PM EDT
Att: 16,026 - Unknown - 82 F

Batter	1	2	3	4	5	6	7	8	9	AB	R	H	RBI	BB	SO	LOB	BOTTOM			
Bobby Richardson, R (1, 4) OBP: 0.322, SLG: 0.341										5	1	1	1	0	0	1				
Phil Linz, R (1, 6) OBP: 0.291, SLG: 0.288										3	1	1	1	1	0	0				
Mickey Mantle, S (1, 7) OBP: 0.398, SLG: 0.464										2	1	1	0	2	0	0				
Ross Moschitto, R (7, PR) OBP: 0.167, SLG: 0.304										0	1	0	0	0	0	0				
Elston Howard, R (1, 2) OBP: 0.252, SLG: 0.361										4	2	2	1	0	0	2				
Hal Reniff, R (8, 1) OBP: 0.125, SLG: 0.125										0	0	0	0	0	0	0				
Hector Lopez, R (1, 9) OBP: 0.308, SLG: 0.390										3	1	1	3	0	0	0				
Ray Barker, L (1, 3) OBP: 0.370, SLG: 0.416										4	0	2	1	0	1	1				
Clete Boyer, R (1, 5) OBP: 0.334, SLG: 0.438										4	1	1	1	0	0	4				
Roger Repoz, L (1, 8) OBP: 0.306, SLG: 0.582										4	0	0	0	0	1	2				
Al Downing, R (1, 1) OBP: 0.156, SLG: 0.140										3	1	1	1	0	1	0				
Jake Gibbs, L (8, 2) OBP: 0.231, SLG: 0.250										1	0	0	0	0	0	0				
Inning Stats	R: 0 E: 0 K: 0 S: 3	H: 0 LOB: 0 BB: 0 P: 3	R: 0 E: 0 K: 0 S: 3	H: 0 LOB: 0 BB: 0 P: 3	R: 5 E: 0 K: 1 S: 11	H: 6 LOB: 2 BB: 1 P: 15	R: 1 E: 0 K: 1 S: 7	H: 2 LOB: 2 BB: 1 P: 11	R: 1 E: 0 K: 0 S: 4	H: 1 LOB: 0 BB: 0 P: 4	R: 0 E: 0 K: 0 S: 3	H: 0 LOB: 0 BB: 0 P: 3	R: 2 E: 1 K: 1 S: 6	H: 1 LOB: 1 BB: 1 P: 10	R: 0 E: 0 K: 0 S: 3	H: 0 LOB: 0 BB: 0 P: 3	1B: 6 2B: 3 3B: 0 HR: 1	SF: 1 SAC: 0 DP: 1 HBP: 0	WP: 0 PB: 0 SB: 0 CS: 0	PA: 37
PITCHER	IP WLS BF H R ER SO BB IBB HBP BLK WP HR S P ERA WHIP																			
Pete Richert, L (1, 1) ERA: 2.9	2.2 L 15 6 5 5 1 1 0 0 0 0 0 0 16 20 16.88 2.625																			
Bennie Daniels, R (3, 1) ERA: 4.46	3.1 14 3 2 1 1 1 0 0 0 0 0 1 15 19 2.70 1.200																			
Steve Ridzik, R (7, 1) ERA: 4.72	2.0 8 1 2 1 1 1 0 0 0 0 0 0 9 13 4.50 1.000																			

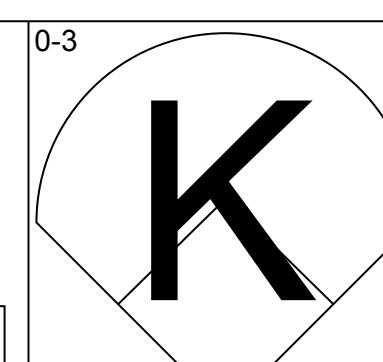
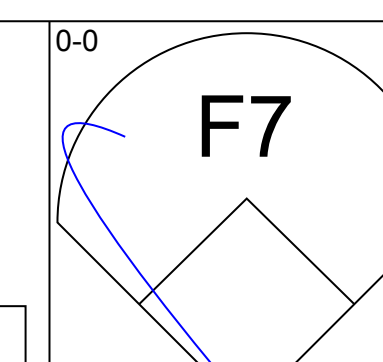
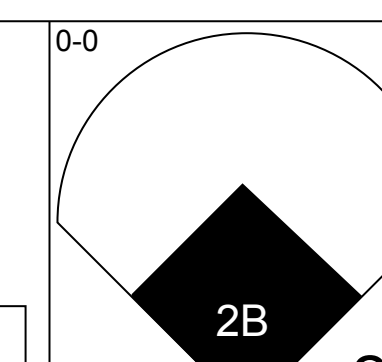
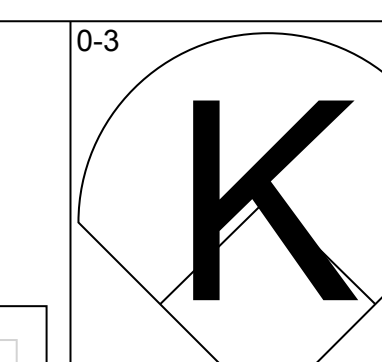
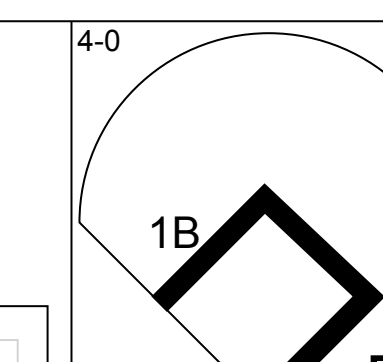
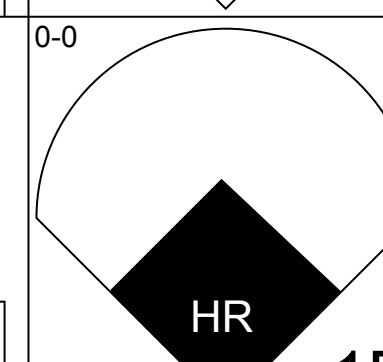
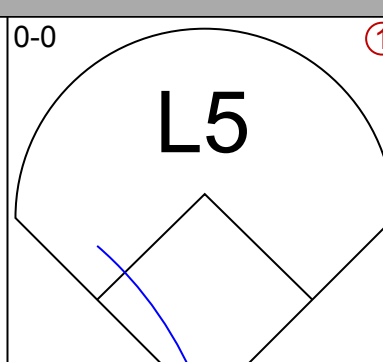
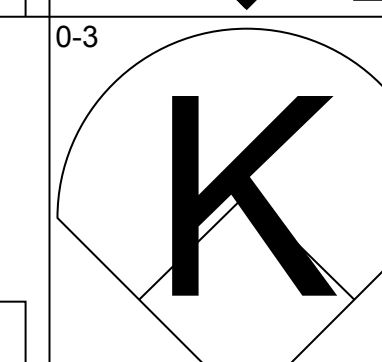
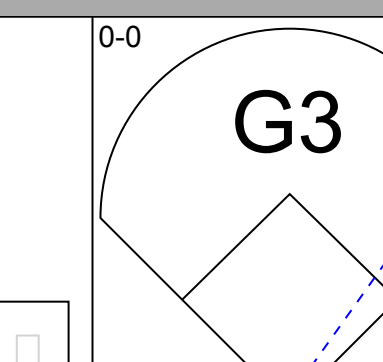
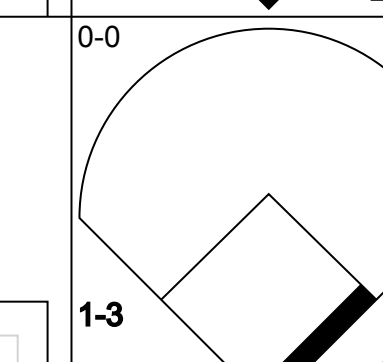
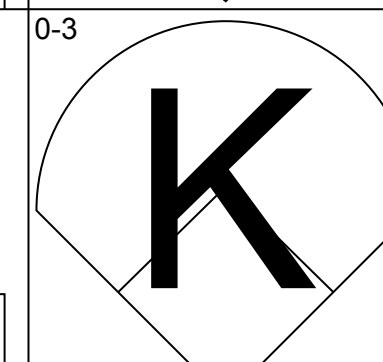
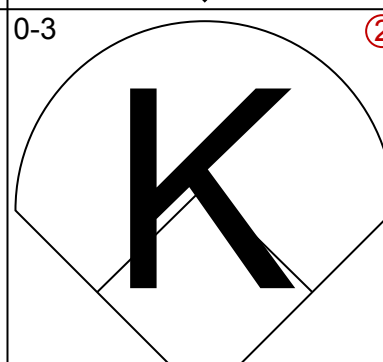
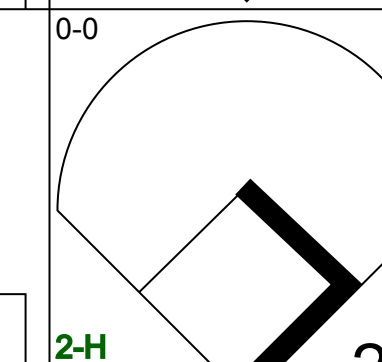
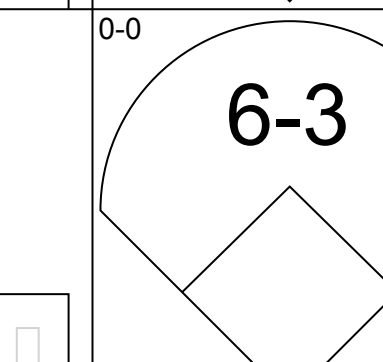
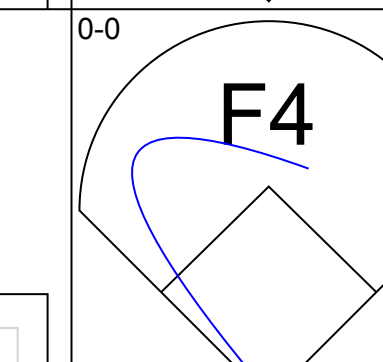
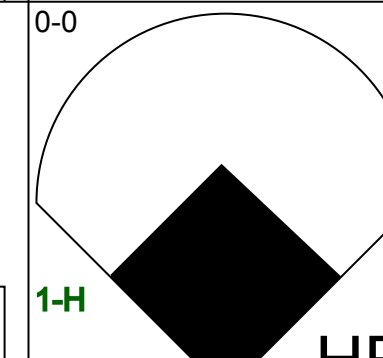
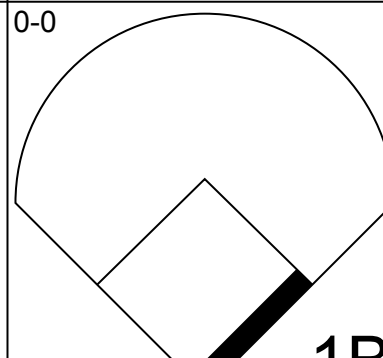
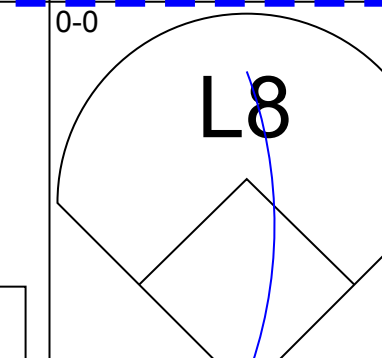
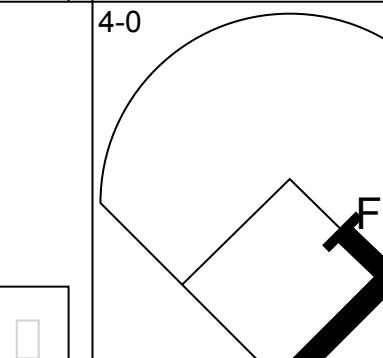
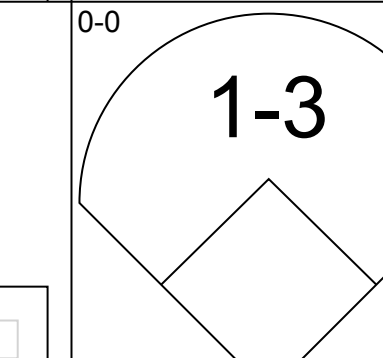
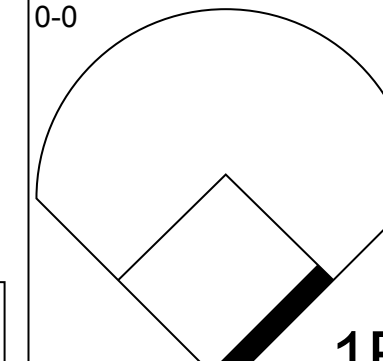
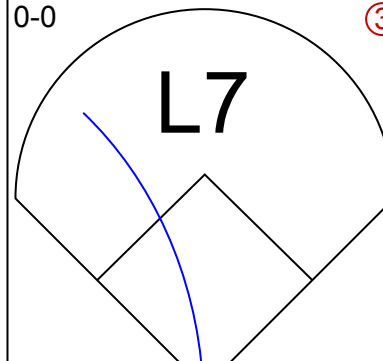

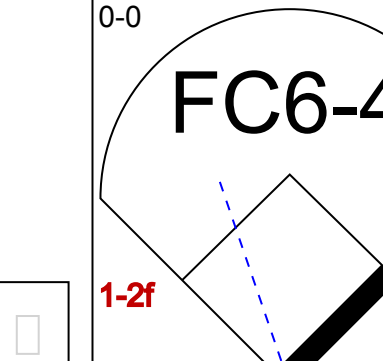
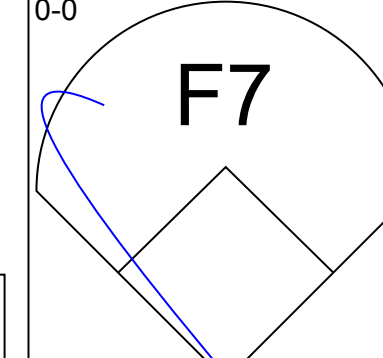
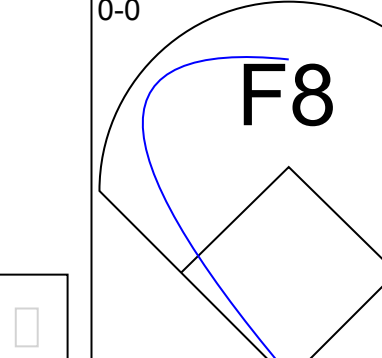
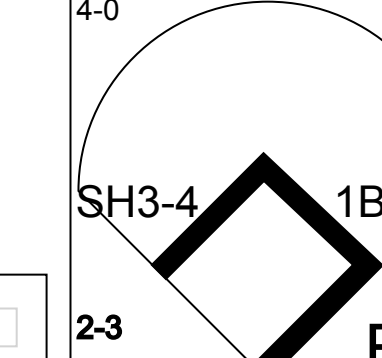
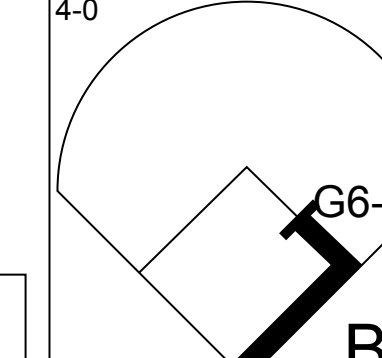
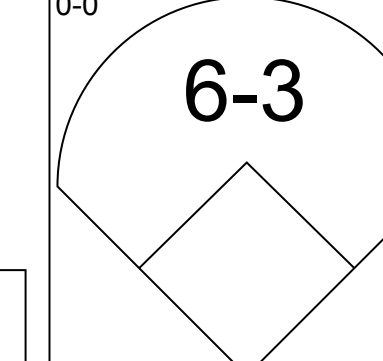
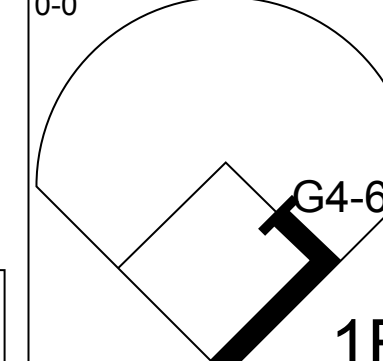
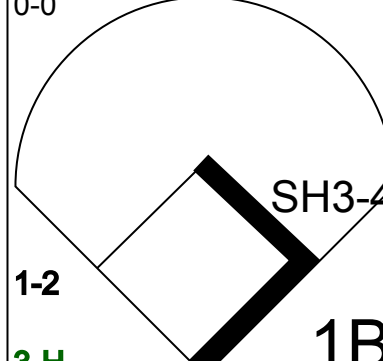
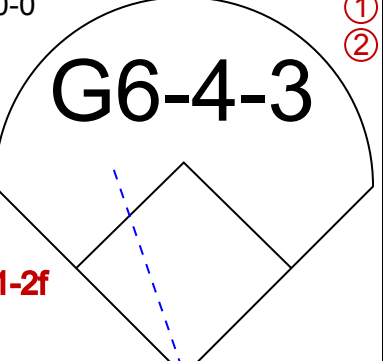
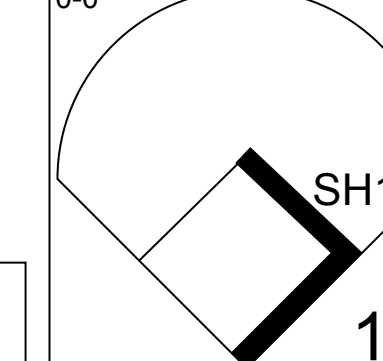
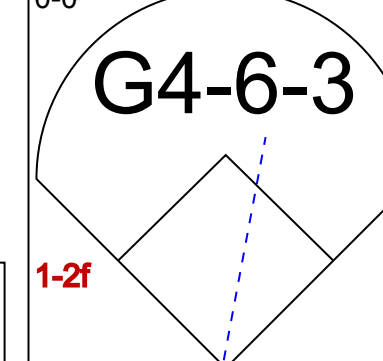
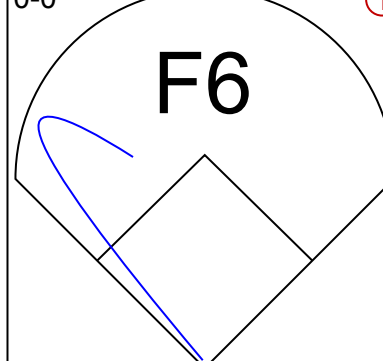
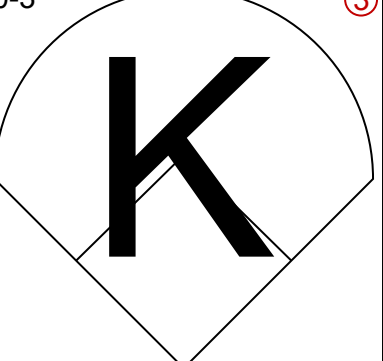
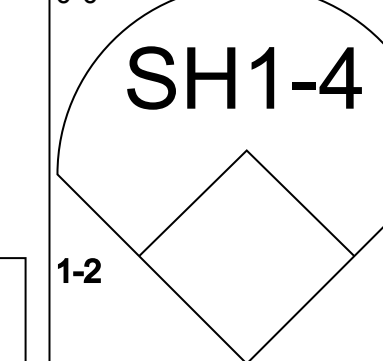
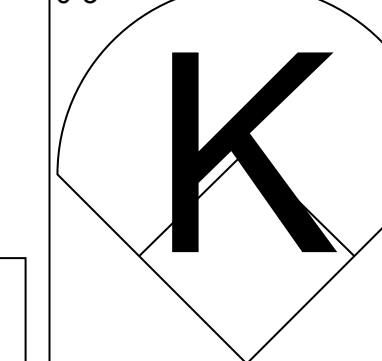
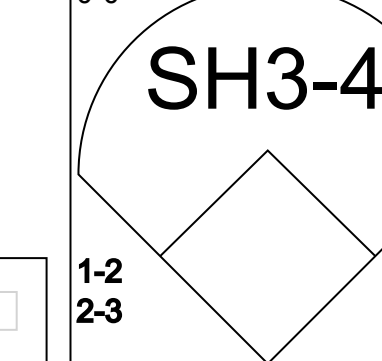
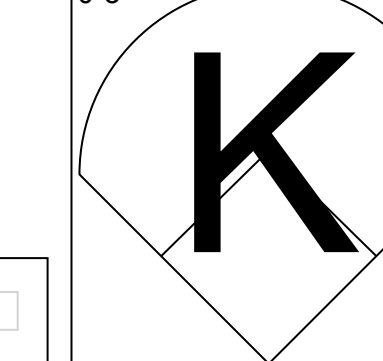
Washington Senators @ New York Yankees
Yankee Stadium, Bronx, NY

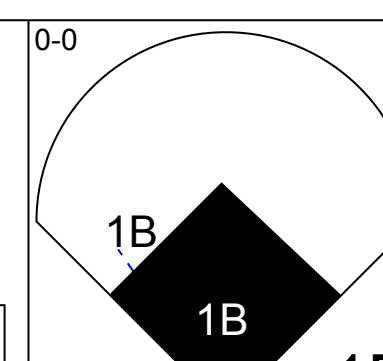
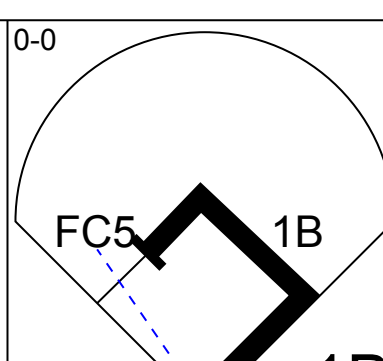
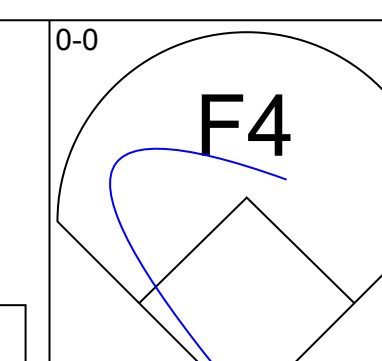
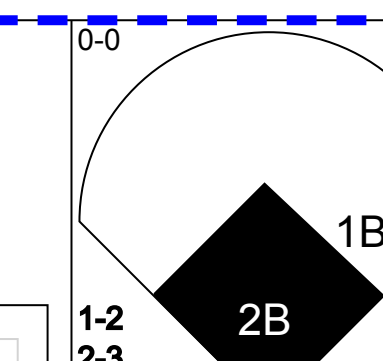
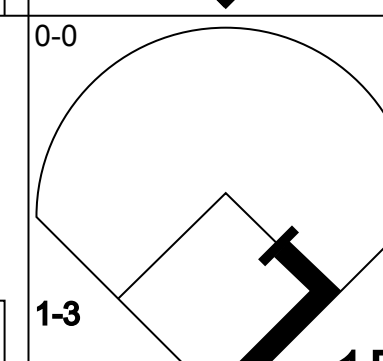
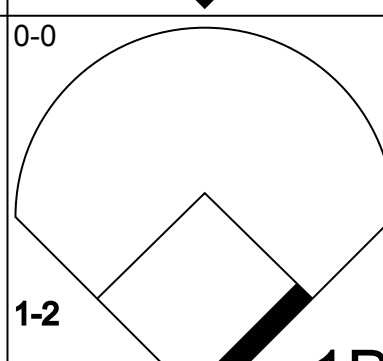
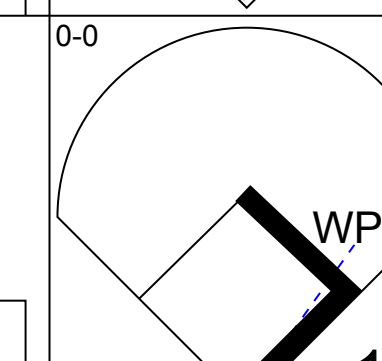
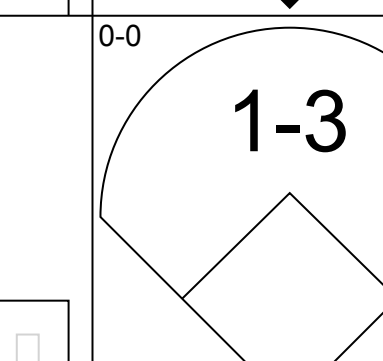
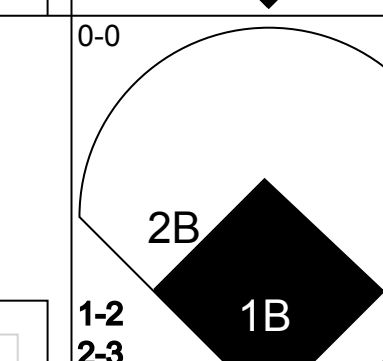
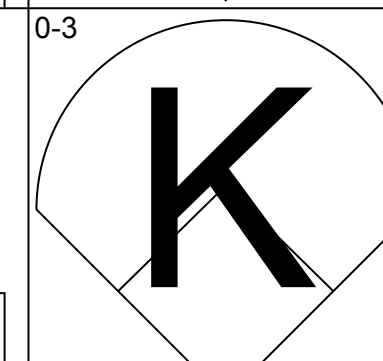
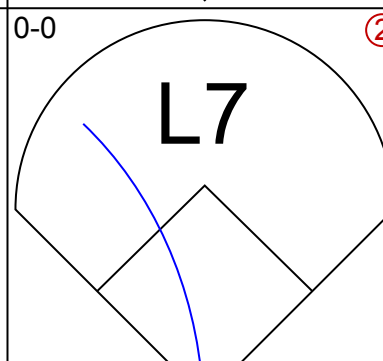
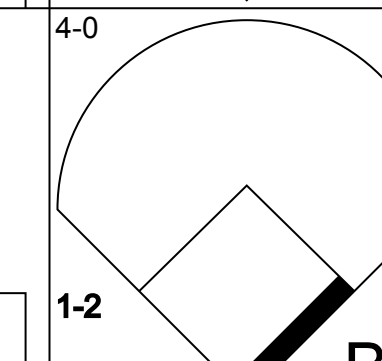

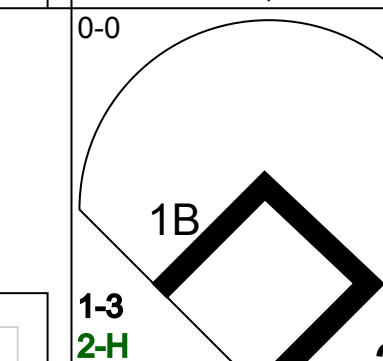
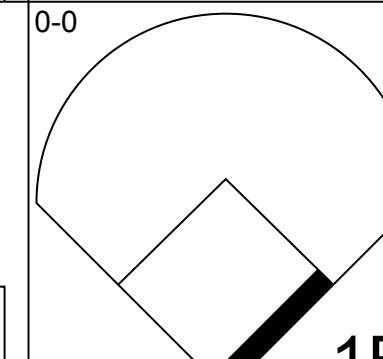
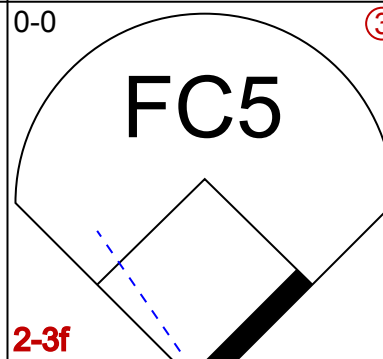
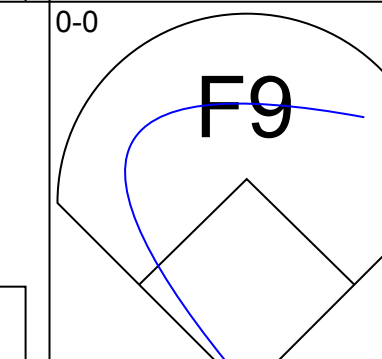

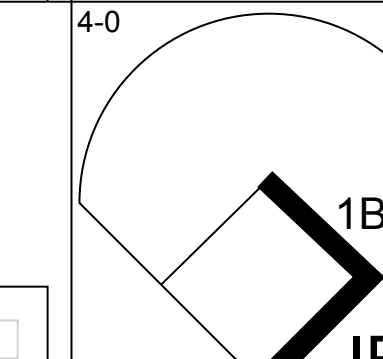
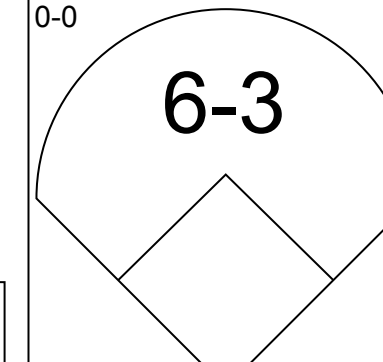
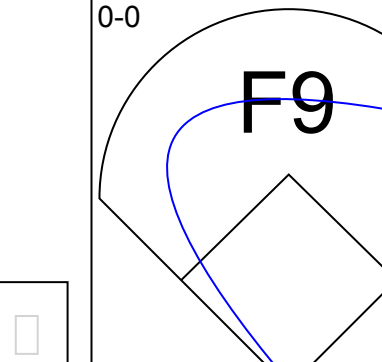
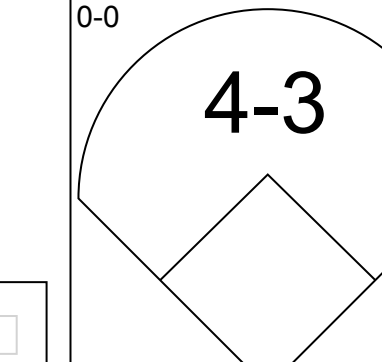
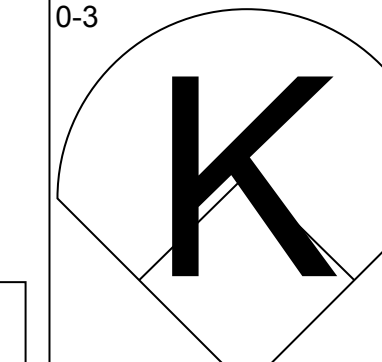
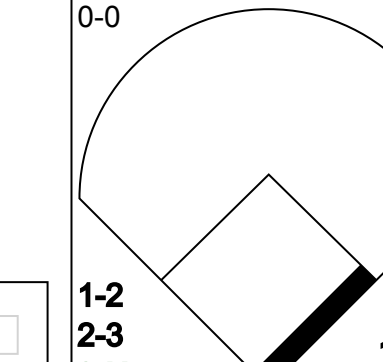
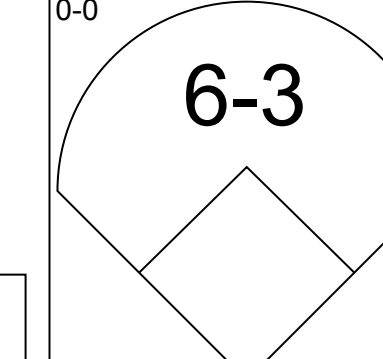
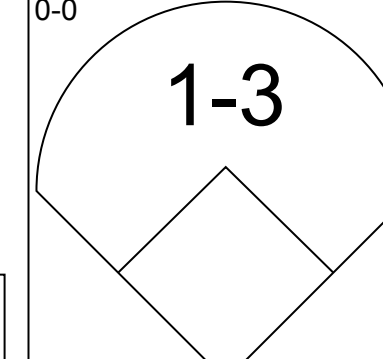
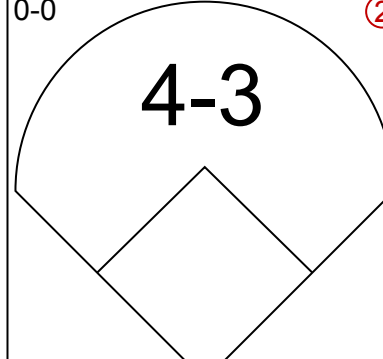
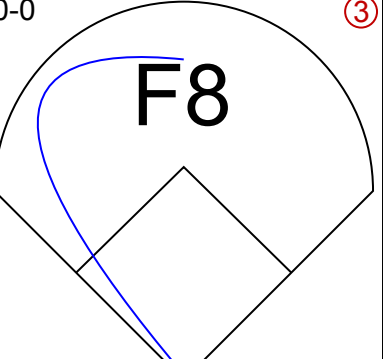

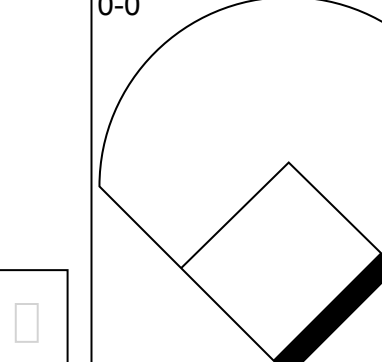
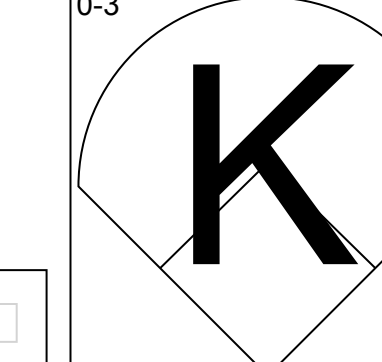
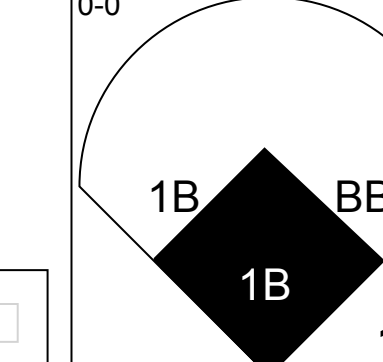

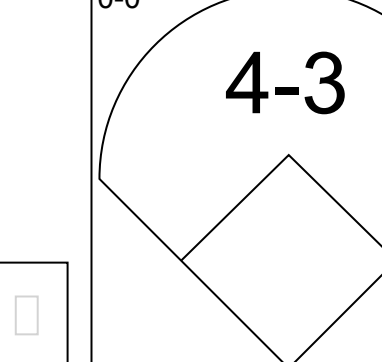
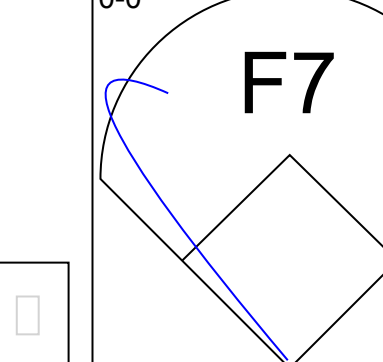
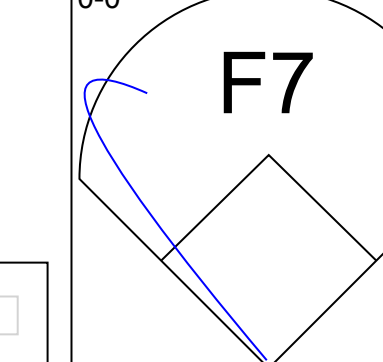
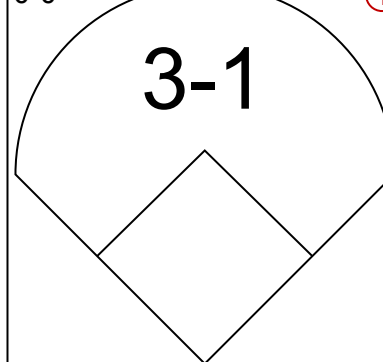
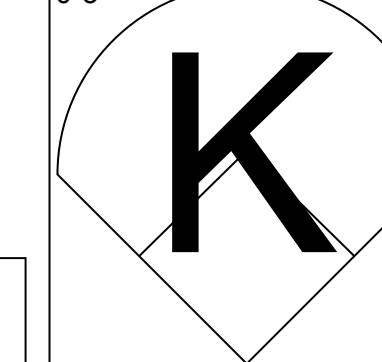
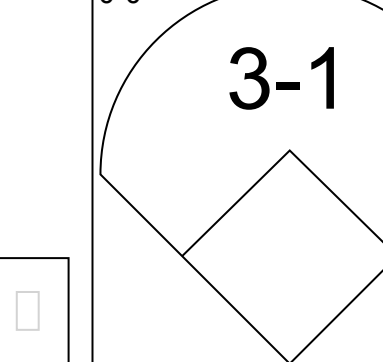
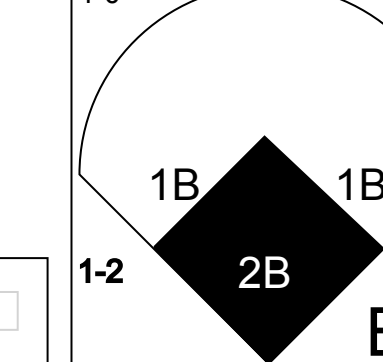
AB 33
R 9
H 10
RBI 9
BB 3
SO 3
LOB 10



WP: 0 PA: 37
PB: 0
SB: 0
CS: 0

Fri Jul 16 1965, 7:05 PM EDT
Att: 16,026 - Unknown - 82 F

Batter	1	2	3	4	5	6	7	8	9	AB	R	H	RBI	BB	SO	LOB	TOP					
Joe Cunningham, L (1, 3) OBP: 0.380, SLG: 0.325										4	1	1	0	1	2	3	<p>Washington Senators @ New York Yankees Yankee Stadium, Bronx, NY Sat Jul 17 1965, 3:33 AM EDT Att: 20,196 - Unknown - 89 F</p> <p>livebaseballscorecards.com</p>					
Ken Hamlin, R (1, 4) OBP: 0.369, SLG: 0.355 Don Blasingame, L (5, 4) OBP: 0.278, SLG: 0.305										3	1	1	0	0	1	1						
Ken McMullen, R (1, 5) OBP: 0.311, SLG: 0.430										5	0	1	1	1	0	2						
Frank Howard, R (1, 7) OBP: 0.347, SLG: 0.479 Jim King, L (7, PR) (7, 9) OBP: 0.322, SLG: 0.407										3	1	2	2	1	0	1						
Woodie Held, R (1, 9) OBP: 0.353, SLG: 0.445										4	1	2	0	0	0	2						
Don Lock, R (1, 8) OBP: 0.325, SLG: 0.365										2	0	0	0	2	0	1						
Don Zimmer, R (1, 2) OBP: 0.303, SLG: 0.301										4	0	2	1	0	0	1						
Ed Brinkman, R (1, 6) OBP: 0.252, SLG: 0.273										4	0	1	0	0	1	3						
Buster Narum, R (1, 1) OBP: 0.077, SLG: 0.160 Ron Kline, R (9, 1)										2	0	0	0	0	2	0						
										0	0	0	0	0	0	0						
Inning Stats	R: 2 E: 0 K: 2 S: 10	H: 3 LOB: 1 BB: 0 P: 10	R: 0 E: 0 K: 0 S: 4	H: 1 LOB: 1 BB: 0 P: 4	R: 0 E: 0 K: 1 S: 6	H: 1 LOB: 0 BB: 0 P: 6	R: 0 E: 0 K: 0 S: 3	H: 1 LOB: 0 BB: 0 P: 3	R: 1 E: 0 K: 2 S: 9	H: 2 LOB: 1 BB: 0 P: 9	R: 1 E: 0 K: 1 S: 7	H: 2 LOB: 2 BB: 1 P: 11	R: 0 E: 0 K: 0 S: 3	H: 0 LOB: 1 BB: 1 P: 7	R: 0 E: 0 K: 1 S: 4	H: 0 LOB: 0 BB: 1 P: 8	R: 0 E: 0 K: 1 S: 6	H: 1 LOB: 2 BB: 1 P: 10	1B: 7 2B: 3 3B: 0 HR: 1	SF: 0 SAC: 2 DP: 2 HBP: 0	WP: 0 PB: 0 CS: 0	PA: 40
PITCHER	IP WLS BF H R ER SO BB IBB HBP BLK WP HR S P ERA WHIP																					
Whitey Ford, L (1, 1) ERA: 3.84	4.2	21	8	3	3	5	0	0	0	0	0	0	0	1	31	31	5.79	1.714				
Pedro Ramos, R (5, 1) ERA: 3.23	0.1	1	0	0	0	0	0	0	0	0	0	0	0	1	1	1	0.00	0.000				
Jim Brennenan, R (6, 1) ERA: 18.0	0.0	3	2	1	1	0	1	0	0	0	1	0	0	2	6	6	∞	∞				
Steve Hamilton, L (6, 1) ERA: 1.5	2.0	7	0	0	0	1	1	0	0	0	0	0	0	8	12	0.00	0.500					
Gi Bianco, L (8, 1) ERA: 3.95	2.0	W 8	1	0	0	2	2	0	0	0	0	0	0	10	18	0.00	1.500					

Batter	1	2	3	4	5	6	7	8	9	AB	R	H	RBI	BB	SO	LOB	BOTTOM					
Bobby Richardson, R (1, 4) OBP: 0.328, SLG: 0.347										5	2	4	0	0	0	0	<p>Washington Senators @ New York Yankees Yankee Stadium, Bronx, NY Sat Jul 17 1965, 3:33 AM EDT Att: 20,196 - Unknown - 89 F</p> <p>livebaseballscorecards.com</p>					
Tony Kubek, L (1, 6) OBP: 0.271, SLG: 0.285										5	1	4	1	0	0	1						
Mickey Mantle, S (1, 7) OBP: 0.398, SLG: 0.465										4	0	1	2	1	1	3						
Elston Howard, R (1, 2) OBP: 0.262, SLG: 0.361										3	0	1	1	2	0	4						
Joe Pepitone, L (1, 9) OBP: 0.322, SLG: 0.401										5	0	1	1	0	1	2						
Ray Barker, L (1, 3) OBP: 0.358, SLG: 0.400										4	0	0	0	0	0	1						
Clete Boyer, R (1, 5) OBP: 0.336, SLG: 0.439										4	1	2	0	0	1	0						
Roger Repoz, L (1, 8) OBP: 0.288, SLG: 0.542										4	0	0	0	0	1	2						
Whitey Ford, L (1, 1) ERA: 3.84 Pedro Ramos, R (5, 1) ERA: 3.23 Jim Brennenan, R (6, 1) ERA: 18.0 Steve Hamilton, L (6, 1) ERA: 1.5 Gi Bianco, L (8, 1) ERA: 3.95 Elston Howard, R (1, 2) OBP: 0.262, SLG: 0.361 Joe Pepitone, L (1, 9) OBP: 0.322, SLG: 0.401 Ray Barker, L (1, 3) OBP: 0.358, SLG: 0.400 Clete Boyer, R (1, 5) OBP: 0.336, SLG: 0.439 Roger Repoz, L (1, 8) OBP: 0.288, SLG: 0.542										1	0	0	0	0	0	0						
Inning Stats	R: 1 E: 0 K: 1 S: 7	H: 3 LOB: 1 BB: 0 P: 7	R: 0 E: 0 K: 1 S: 5	H: 0 LOB: 0 BB: 0 P: 5	R: 0 E: 0 K: 0 S: 5	H: 2 LOB: 2 BB: 0 P: 5	R: 0 E: 0 K: 0 S: 4	H: 1 LOB: 1 BB: 0 P: 4	R: 0 E: 0 K: 1 S: 6	H: 1 LOB: 2 BB: 1 P: 10	R: 0 E: 0 K: 1 S: 5	H: 0 LOB: 1 BB: 0 P: 5	R: 0 E: 0 K: 0 S: 4	H: 1 LOB: 1 BB: 1 P: 9	R: 0 E: 0 K: 1 S: 5	H: 0 LOB: 1 BB: 1 P: 9		R: 4 E: 0 K: 0 S: 6	H: 5 LOB: 3 BB: 2 P: 14	1B: 12 2B: 1 3B: 0 HR: 0	SF: 0 SAC: 0 DP: 0 HBP: 0	WP: 1 PB: 0 CS: 0
PITCHER	IP WLS BF H R ER SO BB IBB HBP BLK WP HR S P ERA WHIP																					
Buster Narum, R (1, 1) ERA: 4.94	8.1	36	9	3	3	5	3	0	0	0	0	0	0	43	55	3.24	1.440					
Ron Kline, R (9, 1) ERA: 1.97	0.0	L 5	4	2	2	0	0	1	0	0	0	0	0	4	8	∞	∞					

Batter	1	2	3	4	5	6	7	8	9	AB	R	H	RBI	BB	SO	LOB	TOP								
Don Blasingame, L (1,4) OBP: 0.277, SLG: 0.303	5-3			4-3	BB 1B		F9		F7	5	0	1	2	0	0	1									
Ken McMullen, R (1,5) OBP: 0.310, SLG: 0.426	K			K	1-3 2-H 3-H 4-0		F8			3	0	0	0	1	2	1									
Willie Kirkland, L (1,9) OBP: 0.280, SLG: 0.489	F3			1B	1-2 BB		F2			4	0	1	0	0	1	4									
Frank Howard, R (1,7) OBP: 0.346, SLG: 0.486		K		K		HR		F8		4	1	1	1	0	2	1									
Woodie Held, R (8,7) OBP: 0.353, SLG: 0.445										0	0	0	0	0	0	0									
Dick Nen, L (1,3) OBP: 0.324, SLG: 0.364		F9			SH1-4 1B	G1-4-3 1B		4-3		4	1	2	0	0	0	0									
Don Lock, R (1,8) OBP: 0.327, SLG: 0.364		5-3			SH1-4 1B	G1-4-3 1B				3	1	1	0	1	0	1									
Don Zimmer, R (1,2) OBP: 0.303, SLG: 0.295			6-3		SH1-4	FC6-4 HBP		6-3		2	0	0	0	0	0	1									
Ed Brinkman, R (1,6) OBP: 0.249, SLG: 0.269			4-3		F7	FC6-4		F8		4	0	0	0	0	0	3									
Mike McCormick, L (1,1) OBP: 0.214, SLG: 0.043			6-3		1B	BB		4-3		2	0	0	0	2	0	0									
Inning Stats	R: 0 E: 0 K: 1 S: 5	H: 0 LOB: 0 BB: 0 P: 5	R: 0 E: 0 K: 1 S: 5	H: 0 LOB: 0 BB: 0 P: 5	R: 0 E: 0 K: 2 S: 3	H: 1 LOB: 1 BB: 0 P: 3	R: 0 E: 0 K: 2 S: 8	H: 1 LOB: 1 BB: 2 P: 8	R: 2 E: 0 K: 1 S: 8	H: 3 LOB: 3 BB: 2 P: 16	R: 1 E: 0 K: 0 S: 4	H: 2 LOB: 1 BB: 0 P: 5	R: 0 E: 0 K: 0 S: 3	H: 0 LOB: 1 BB: 1 P: 7	R: 0 E: 0 K: 0 S: 3	H: 0 LOB: 1 BB: 1 P: 7	R: 0 E: 0 K: 0 S: 3	H: 0 LOB: 0 BB: 0 P: 3	1B: 5 2B: 0 3B: 0 HR: 1	SF: 0 SAC: 1 DP: 1 HBP: 1	WP: 0 PB: 0 SB: 0 CS: 0	PA: 37			
PITCHER	IP	WLS	BF	H	R	ER	SO	BB	IBB	HBP	BLK	WP	HR	S	P	ERA	WHIP								
Pete Mikkelsen, R (1,1) ERA: 4.01	6.0	L	26	6	3	3	5	2	0	1	0	0	1	33	42	4.50	1.333								
Hal Reniff, R (7,1) ERA: 3.7	2.0		8	0	0	0	0	2	0	0	0	0	0	6	14	0.00	1.000								
Al Downing, L (9,1) ERA: 3.29	1.0		3	0	0	0	0	0	0	0	0	0	0	3	3	0.00	0.000								

Washington Senators @ New York Yankees
Yankee Stadium, Bronx, NY
Sun Jul 18, 1965, 3:33 AM EDT
Att: 13,119 - Unknown - 78 F

AB	31
R	3
H	6
RBI	3
BB	4
SO	5
LOB	12



Batter	1	2	3	4	5	6	7	8	9	AB	R	H	RBI	BB	SO	LOB	BOTTOM								
Bobby Richardson, R (1,4) OBP: 0.325, SLG: 0.343	F2		6-3			L9		L9		4	0	0	0	0	0	0									
Phil Linz, R (1,6) OBP: 0.290, SLG: 0.284	F9			F9		BB 1B BB		F8		3	0	0	0	1	0	0									
Tom Tresh, S (1,7) OBP: 0.351, SLG: 0.480	5-3			F8		BB 1B		F5		4	0	1	0	0	0	0									
Elston Howard, R (1,2) OBP: 0.256, SLG: 0.352		F3		4-3		F9		5-3		4	0	0	0	0	0	2									
Hector Lopez, R (1,9) OBP: 0.317, SLG: 0.392					6-3	BB 1B BB				2	0	1	0	1	0	0									
Joe Pepitone, L (1,3) OBP: 0.320, SLG: 0.397					3-1	1-2 2-3 BB		F4		3	0	0	0	0	0	4									
Clete Boyer, R (1,5) OBP: 0.333, SLG: 0.434		5-3			F7			F9		3	0	0	0	0	0	4									
Roger Repoz, L (1,8) OBP: 0.279, SLG: 0.525				4-3		F7		4-3		2	0	0	0	0	0	0									
Hal Reniff, R (7,1) ERA: 3.7										0	0	0	0	0	0	0									
Ray Barker, L (8,PH) OBP: 0.355, SLG: 0.396										1	0	0	0	0	0	0									
Al Downing, R (9,1) OBP: 0.156, SLG: 0.140										0	0	0	0	0	0	0									
Pete Mikkelsen, R (1,1) ERA: 4.01										1	0	0	0	0	1	0									
Mickey Mantle, S (6,PH) OBP: 0.394, SLG: 0.460				K		F1		L7		2	0	0	0	0	0	0									
Inning Stats	R: 0 E: 0 K: 0 S: 3	H: 0 LOB: 0 BB: 0 P: 3	R: 0 E: 0 K: 0 S: 4	H: 1 LOB: 1 BB: 0 P: 4	R: 0 E: 0 K: 1 S: 5	H: 0 LOB: 0 BB: 0 P: 5	R: 0 E: 0 K: 0 S: 3	H: 0 LOB: 0 BB: 0 P: 3	R: 0 E: 0 K: 0 S: 3	H: 0 LOB: 0 BB: 0 P: 3	R: 0 E: 0 K: 0 S: 4	H: 1 LOB: 3 BB: 2 P: 12	R: 0 E: 0 K: 0 S: 3	H: 0 LOB: 0 BB: 0 P: 3	R: 0 E: 0 K: 0 S: 3	H: 0 LOB: 0 BB: 0 P: 3	1B: 2 2B: 0 3B: 0 HR: 0	SF: 0 SAC: 0 DP: 0 HBP: 0	WP: 0 PB: 0 SB: 0 CS: 0	PA: 31					
PITCHER	IP	WLS	BF	H	R	ER	SO	BB	IBB	HBP	BLK	WP	HR	S	P	ERA	WHIP								
Mike McCormick, L (1,1) ERA: 3.03	9.0	W	31	2	0	0	1	2	0	0	0	0	0	31	39	0.00	0.444								

Washington Senators @ New York Yankees
Yankee Stadium, Bronx, NY
Sun Jul 18, 1965, 3:33 AM EDT
Att: 13,119 - Unknown - 78 F

AB	29
R	0
H	2
RBI	0
BB	2
SO	1
LOB	10



Batter	1	2	3	4	5	6	7	8	9	AB	R	H	RBI	BB	SO	LOB	TOP										
Ken Hamlin, R OBP: 0.377, SLG: 0.408 (1, 4)	4-0 G5-4-3 BB		X 0-0 HR	X 0-0 HR		X 0-0 L5			X 0-0 FC4-6	4	2	4	1	0	2		<p>Washington Senators @ Detroit Tigers</p> <p>Tiger Stadium, Detroit, MI</p> <p>Mon Jul 19 1965, 4:33 AM EDT</p> <p>Att. 4,986 - Unknown</p>										
Ken McMullen, R OBP: 0.305, SLG: 0.421 (1, 5)	0-0 G5-4-3		X 4-0 1B HR	X 0-0 F7			0-3 K		X 0-3 K	4	1	0	0	1	2	2											
Frank Howard, R OBP: 0.347, SLG: 0.487 Willie Kirkland, L OBP: 0.280, SLG: 0.489 (7, PR) (7, 9)	0-3 K		X 0-0 HR	X 0-0 F2			0-0 G4-6-3 1B			4	1	2	0	0	1	0											
Woodie Held, R OBP: 0.356, SLG: 0.462 (7, 7)		X 0-0 2B FC6-5-4 1B	X 0-0 1-H 3-H HR		X 0-0 4-3		X 0-0 G4-6-3			4	2	2	3	0	0	1											
Don Lock, R OBP: 0.330, SLG: 0.368 (1, 8)	0-0 FC6-5-4 1-3 2B		X 0-3 K	X 0-0 5-3			4-0 G4-6-3 BB			3	0	1	0	1	1	0											
Don Zimmer, R OBP: 0.294, SLG: 0.284 (1, 2)	0-3 K		X 0-3 K	X 0-0 F5			X 0-0 G4-6-3			4	0	0	0	0	2	3											
Joe Cunningham, L OBP: 0.377, SLG: 0.323 (1, 3)	0-0 FC6-5-4		X 0-0 SH2-4 HR 1B			0-3 K		X 0-0 F7		4	1	1	1	0	1	1											
Ed Brinkman, R OBP: 0.249, SLG: 0.268 (1, 6)	2-3 3-H K		X 0-0 SH2-4 HR 1B			X 0-0 F3		X 0-0 F8		4	1	1	0	0	1	1											
Phil Ortega, R OBP: 0.304, SLG: 0.268 (1, 1)			X 0-0 4-3	X 0-0 SH2-4			X 0-0 1B		X 4-0 FC4-6 BB	2	0	1	0	1	0	0											
Inning Stats	R: 0 E: 0 K: 1 S: 4	H: 0 LOB: 0 BB: 1 P: 8	R: 1 E: 0 K: 2 S: 9	H: 2 LOB: 1 BB: 0 P: 9	R: 4 E: 0 K: 2 S: 10	H: 3 LOB: 0 BB: 1 P: 14	R: 3 E: 0 K: 0 S: 6	H: 3 LOB: 0 BB: 0 P: 6	R: 0 E: 0 K: 1 S: 6	H: 1 LOB: 1 BB: 0 P: 6	R: 0 E: 0 K: 1 S: 5	H: 1 LOB: 1 BB: 0 P: 5	R: 0 E: 0 K: 0 S: 2	H: 0 LOB: 0 BB: 1 P: 6	R: 0 E: 0 K: 1 S: 5	H: 0 LOB: 1 BB: 1 P: 9		1B: 6 2B: 1 3B: 0 HR: 3	SF: 0 SAC: 1 DP: 3 HBP: 0	WP: 0 PB: 0 SB: 0 CS: 0	PA: 38						
PITCHER	IP	WLS	BF	H	R	ER	SO	BB	IBB	HBP	BLK	WP	HR	S	P	ERA	WHIP										
Mickey Lolich, L ERA: 3.64 (1, 1)	2.1	L	12	4	4	4	3	2	0	0	0	0	1	16	24	15.43	2.571										
Orlando Pena, R ERA: 5.79 (3, 1)	0.2		3	1	1	1	2	0	0	0	0	0	1	7	7	13.50	1.500										
Ron Nischwitz, L ERA: 2.92 (4, 1)	5.0		19	5	3	3	2	1	0	0	0	0	1	22	26	5.40	1.200										
Terry Fox, R ERA: 2.04 (9, 1)	1.0		4	0	0	0	1	1	0	0	0	0	0	5	9	0.00	1.000										

Batter	1	2	3	4	5	6	7	8	9	AB	R	H	RBI	BB	SO	LOB	BOTTOM										
Dick McAuliffe, L OBP: 0.361, SLG: 0.468 (1, 6)	0-0 4-3		X 0-0 4-3			X 0-0 3-1		X 0-0 FC4-6		4	0	0	0	0	0	2	<p>Washington Senators @ Detroit Tigers</p> <p>Tiger Stadium, Detroit, MI</p> <p>Mon Jul 19 1965, 4:33 AM EDT</p> <p>Att. 4,986 - Unknown</p>										
Jerry Lumpe, L OBP: 0.334, SLG: 0.337 (1, 4)	0-0 4-3			X 0-0 6-3		X 0-0 2B		X 0-0 F7		4	0	1	0	0	0	0											
Norm Cash, L OBP: 0.347, SLG: 0.371 (1, 3)	0-0 L9			X 0-0 FC5-4 1B		X 0-0 F9		X 0-0 F3		4	0	1	0	0	0	1											
Al Kaline, R OBP: 0.398, SLG: 0.525 George Thomas, R OBP: 0.256, SLG: 0.341 (1, 8) (6, 8)		X 0-0 L8		X 0-0 F3			X 0-0 F8		X 0-0 5-3	2	0	0	0	0	0	1											
Willie Horton, R OBP: 0.359, SLG: 0.595 (1, 7)		X 0-0 F2		X 0-0 FC5-4			X 0-0 F7			3	0	0	0	0	0	1											
Jim Northrup, L OBP: 0.272, SLG: 0.350 (1, 9)		X 0-0 6-3			X 0-0 F7		X 0-0 F7			3	0	0	0	0	0	0											
Don Wert, R OBP: 0.329, SLG: 0.326 (1, 5)			X 4-0 BB		X 0-0 5-3		X 0-0 F9			2	0	0	0	1	0	0											
Bill Freehan, R OBP: 0.257, SLG: 0.293 (1, 2)			X 0-0 F4		X 0-3 K		X 0-0 L5			3	0	0	0	0	1	1											
Mickey Lolich, S OBP: 0.143, SLG: 0.106 Orlando Pena, R OBP: 0.275, SLG: 0.200 Gates Brown, R OBP: 0.248, SLG: 0.344 Ron Nischwitz, L OBP: 0.333, SLG: 0.339 Don Demeter, R OBP: 0.333, SLG: 0.339 Terry Fox, R (1, 1) (3, 1) (3, PR) (4, 1) (8, PR) (9, 1)			X 0-3 K			X 0-3 K		X 0-0 FC4-6 1B		0	0	0	0	0	0	0											
Inning Stats	R: 0 E: 0 K: 0 S: 3	H: 0 LOB: 0 BB: 0 P: 3	R: 0 E: 0 K: 0 S: 3	H: 0 LOB: 0 BB: 0 P: 3	R: 0 E: 0 K: 1 S: 5	H: 0 LOB: 1 BB: 1 P: 9	R: 0 E: 0 K: 0 S: 4	H: 1 LOB: 1 BB: 0 P: 4	R: 0 E: 0 K: 1 S: 5	H: 0 LOB: 0 BB: 0 P: 5	R: 0 E: 0 K: 1 S: 6	H: 1 LOB: 1 BB: 0 P: 6	R: 0 E: 0 K: 0 S: 3	H: 0 LOB: 0 BB: 0 P: 3	R: 0 E: 0 K: 0 S: 4	H: 1 LOB: 1 BB: 0 P: 4		R: 0 E: 0 K: 0 S: 3	H: 0 LOB: 0 BB: 0 P: 3	1B: 2 2B: 1 3B: 0 HR: 0	SF: 0 SAC: 0 DP: 0 HBP: 0	WP: 0 PB: 0 SB: 0 CS: 0	PA: 31				
PITCHER	IP	WLS	BF	H	R	ER	SO	BB	IBB	HBP	BLK	WP	HR	S	P	ERA	WHIP										
Phil Ortega, R ERA: 3.87 (1, 1)	9.0	W	31	3	0	0	3	1	0	0	0	0	0	36	40	0.00	0.444										

AB	33
R	8
H	10
RBI	8
BB	4
SO	8
LOB	10



Batter	1	2	3	4	5	6	7	8	9	AB	R	H	RBI	BB	SO	LOB	TOP			
Ken Hamlin, R OBP: 0.373, SLG: 0.403 (1, 6)										4	0	1	0	0	1	1	<p>Washington Senators @ Detroit Tigers Tiger Stadium, Detroit, MI Tue Jul 20 1965, 7:05 PM EDT Att: 7,278 - Unknown</p> <p>livebaseballscorecards.com</p> <p>AB 30 R 0 H 4 RBI 0 BB 2 SO 7 LOB 12</p>			
Don Blasingame, L OBP: 0.277, SLG: 0.302 (1, 4)										4	0	1	0	0	0	1				
Willie Kirkland, L OBP: 0.273, SLG: 0.475 (1, 9)										4	0	0	0	0	1	1				
Frank Howard, R OBP: 0.346, SLG: 0.484 (1, 7)										4	0	1	0	0	1	1				
Dick Nen, L OBP: 0.342, SLG: 0.343 (1, 3)										2	0	0	0	2	0	1				
Ken McMullen, R OBP: 0.306, SLG: 0.417 (1, 5)										3	0	0	0	0	0	3				
Don Lock, R OBP: 0.330, SLG: 0.368 (1, 8)										3	0	1	0	0	2	2				
Don Zimmer, R OBP: 0.289, SLG: 0.279 (1, 2)										2	0	0	0	0	0	1				
Joe Cunningham, L OBP: 0.374, SLG: 0.321 (8, PH)										1	0	0	0	0	0	0				
Doug Camilli, R OBP: 0.234, SLG: 0.270 (8, 2)										0	0	0	0	0	0	0				
Howie Koplitz, R OBP: 0.130, SLG: 0.130 (1, 1)										2	0	0	0	0	2	1				
Jim King, L OBP: 0.320, SLG: 0.405 (8, PH)										1	0	0	0	0	0	0				
Ron Kline, R OBP: 0.271, SLG: 0.244 (8, 1)										0	0	0	0	0	0	0				
Inning Stats	R: 0 E: 0 K: 2 S: 7	H: 0 LOB: 0 BB: 0 P: 7	R: 0 E: 0 K: 0 S: 2	H: 0 LOB: 0 BB: 1 P: 6	R: 0 E: 0 K: 1 S: 6	H: 1 LOB: 1 BB: 0 P: 6	R: 0 E: 1 K: 1 S: 6	H: 1 LOB: 1 BB: 0 P: 6	R: 0 E: 0 K: 1 S: 5	H: 0 LOB: 0 BB: 0 P: 5	R: 0 E: 0 K: 1 S: 6	H: 1 LOB: 2 BB: 1 P: 10	R: 0 E: 0 K: 0 S: 4	H: 1 LOB: 1 BB: 0 P: 4	R: 0 E: 0 K: 0 S: 3	H: 0 LOB: 0 BB: 0 P: 3	1B: 4 2B: 0 3B: 0 HR: 0	SF: 0 SAC: 0 DP: 0 HBP: 0	WP: 0 PB: 0 CS: 1	PA: 32
PITCHER Dave Wickersham, R ERA: 4.54 (1, 1)	IP: 9.0 WLS: W BF: 32 H: 4 R: 0 ER: 0 SO: 7 BB: 2 IBB: 0 HBP: 0 BLK: 0 WP: 0 HR: 0 S: 44 P: 52 ERA: 0.00 WHIP: 0.667															PITCHER				

Batter	1	2	3	4	5	6	7	8	9	AB	R	H	RBI	BB	SO	LOB	BOTTOM	
Don Wert, R OBP: 0.328, SLG: 0.325 (1, 5)										4	0	1	0	0	0	3	<p>Washington Senators @ Detroit Tigers Tiger Stadium, Detroit, MI Tue Jul 20 1965, 7:05 PM EDT Att: 7,278 - Unknown</p> <p>livebaseballscorecards.com</p> <p>AB 27 R 2 H 7 RBI 2 BB 2 SO 1 LOB 12</p>	
Jerry Lumpe, L OBP: 0.337, SLG: 0.337 (1, 4)										3	0	1	0	1	0	0		
Norm Cash, L OBP: 0.341, SLG: 0.364 (1, 3)										4	0	0	0	0	0	3		
Al Kaline, R OBP: 0.399, SLG: 0.523 (1, 8)										3	1	1	0	1	0	2		
Willie Horton, R OBP: 0.358, SLG: 0.604 (1, 7)										3	1	1	2	0	1	1		
Don Demeter, R OBP: 0.314, SLG: 0.398 (1, 9)										3	0	1	0	0	0	0		
Bill Freehan, R OBP: 0.283, SLG: 0.298 (1, 2)										3	0	2	0	0	0	0		
Ray Oyler, R OBP: 0.271, SLG: 0.244 (1, 6)										3	0	0	0	0	0	3		
Dave Wickersham, R (1, 1)										1	0	0	0	0	0	0		
Inning Stats	R: 0 E: 0 K: 0 S: 4	H: 2 LOB: 1 BB: 0 P: 4	R: 0 E: 0 K: 0 S: 3	H: 0 LOB: 0 BB: 0 P: 3	R: 0 E: 0 K: 0 S: 3	H: 0 LOB: 0 BB: 0 P: 3	R: 2 E: 0 K: 0 S: 4	H: 1 LOB: 0 BB: 1 P: 8	R: 0 E: 0 K: 1 S: 5	H: 1 LOB: 1 BB: 1 P: 9	R: 0 E: 0 K: 0 S: 5	H: 2 LOB: 2 BB: 0 P: 5	R: 0 E: 0 K: 0 S: 3	H: 0 LOB: 0 BB: 0 P: 3	1B: 6 2B: 2 3B: 0 HR: 1	SF: 0 SAC: 2 DP: 2 HBP: 0		WP: 0 PB: 0 CS: 0
PITCHER Howie Koplitz, R ERA: 5.16 (1, 1)	IP: 7.0 WLS: L BF: 28 H: 7 R: 2 ER: 2 SO: 1 BB: 2 IBB: 0 HBP: 0 BLK: 0 WP: 0 HR: 1 S: 28 P: 36 ERA: 2.57 WHIP: 1.286															PITCHER		
Ron Kline, R ERA: 1.94 (8, 1)	IP: 1.0 WLS: 3 BF: 3 H: 0 R: 0 ER: 0 SO: 0 BB: 0 IBB: 0 HBP: 0 BLK: 0 WP: 0 HR: 0 S: 3 P: 3 ERA: 0.00 WHIP: 0.000															PITCHER		

Batter	1	2	3	4	5	6	7	8	9	10	AB	R	H	RBI	BB	SO	LOB	
Jose Cardenal, R OBP: 0.307, SLG: 0.388 (1, 8)											4	0	1	0	0	1	0	
Albie Pearson, L OBP: 0.324, SLG: 0.338 (1, 9)											4	0	1	0	0	0	1	
Jim Fregosi, R OBP: 0.301, SLG: 0.385 (1, 6)											4	0	2	0	0	1	1	
Wille Smith, L OBP: 0.298, SLG: 0.453 (1, 7)											3	0	0	0	0	1	2	
Joe Adcock, R OBP: 0.315, SLG: 0.474 Vic Power, R OBP: 0.321, SLG: 0.415 (1, 3) (10, 3)											3	1	0	0	1	1	1	
Buck Rodgers, S OBP: 0.285, SLG: 0.273 (1, 2)											3	1	1	0	1	0	0	
Bobby Knoop, R OBP: 0.321, SLG: 0.368 (1, 4)											3	0	0	0	1	0	1	
Paul Schaal, R OBP: 0.280, SLG: 0.336 (1, 5)											4	0	1	2	0	1	0	
George Brunet, R OBP: 0.129, SLG: 0.103 (1, 1)											4	0	0	0	0	2	2	
Inning Stats	R: 0 E: 0 K: 0 S: 4	H: 2 LOB: 1 BB: 0 P: 4	R: 0 E: 0 K: 1 S: 5	H: 0 LOB: 0 BB: 0 P: 5	R: 0 E: 0 K: 1 S: 5	H: 0 LOB: 0 BB: 0 P: 5	R: 0 E: 0 K: 0 S: 3	H: 0 LOB: 0 BB: 0 P: 3	R: 0 E: 0 K: 0 S: 4	H: 1 LOB: 1 BB: 0 P: 4	R: 0 E: 0 K: 1 S: 4	H: 0 LOB: 0 BB: 1 P: 8	R: 0 E: 0 K: 1 S: 5	H: 0 LOB: 0 BB: 0 P: 5	R: 2 E: 1 K: 1 S: 7	H: 3 LOB: 2 BB: 2 P: 15	1B: 6 2B: 0 3B: 0 HR: 0	SF: 0 SAC: 1 DP: 1 HBP: 0
PITCHER Buster Narum, R ERA: 4.64 (1, 1)	IP: 10.0 WLS: L BF: 36 H: 6 R: 2 ER: 2 SO: 7 BB: 1 IBB: 2 HBP: 0 BLK: 0 WP: 0 HR: 0 S: 47 P: 59 ERA: 1.80 WHIP: 0.700																	

Los Angeles Angels @ Washington Senators
D.C. Stadium, Washington, DC
Wed Jul 21 1965, 7:05 PM EDT
Att: 5,910 - Unknown

AB	32
R	2
H	6
RBI	2
BB	3
SO	7
LOB	8

WP: 0 PA: 36
PB: 0
SB: 1
CS: 1

Batter	1	2	3	4	5	6	7	8	9	10	AB	R	H	RBI	BB	SO	LOB			
Ken Hamlin, R OBP: 0.368, SLG: 0.396 (1, 4)											5	0	1	0	0	0	0			
Ken McMullen, R OBP: 0.307, SLG: 0.415 (1, 5)											4	0	1	0	1	0	1			
Frank Howard, R OBP: 0.345, SLG: 0.479 Jim King, L OBP: 0.319, SLG: 0.402 (8, PR) (9, 9)											3	0	0	0	1	0	2			
Woodie Held, R OBP: 0.350, SLG: 0.452 (1, 9) (9, 7)											4	0	0	0	0	0	4			
Don Lock, R OBP: 0.329, SLG: 0.366 (1, 8)											4	0	1	0	0	1	0			
Don Zimmer, R OBP: 0.288, SLG: 0.272 (1, 2)											3	0	0	0	1	1	1			
Joe Cunningham, L OBP: 0.371, SLG: 0.326 (1, 3)											4	0	1	0	0	0	2			
Ed Brinkman, R OBP: 0.249, SLG: 0.265 (1, 6)											3	0	0	0	1	0	2			
Buster Narum, R OBP: 0.067, SLG: 0.138 (1, 1)											4	0	0	0	0	3	2			
Inning Stats	R: 0 E: 0 K: 0 S: 3	H: 0 LOB: 1 BB: 1 P: 7	R: 0 E: 0 K: 1 S: 6	H: 1 LOB: 1 BB: 0 P: 6	R: 0 E: 0 K: 1 S: 6	H: 1 LOB: 1 BB: 0 P: 6	R: 0 E: 0 K: 0 S: 3	H: 0 LOB: 0 BB: 0 P: 3	R: 0 E: 0 K: 0 S: 3	H: 0 LOB: 0 BB: 0 P: 3	R: 0 E: 1 K: 1 S: 4	H: 0 LOB: 1 BB: 0 P: 4	R: 0 E: 0 K: 1 S: 5	H: 0 LOB: 1 BB: 1 P: 9	R: 0 E: 0 K: 1 S: 6	H: 1 LOB: 2 BB: 1 P: 10	R: 0 E: 0 K: 0 S: 3	H: 0 LOB: 0 BB: 0 P: 3	1B: 3 2B: 1 3B: 0 HR: 0	SF: 0 SAC: 0 DP: 0 HBP: 0
PITCHER George Brunet, L ERA: 2.0 (1, 1)	IP: 10.0 WLS: W BF: 39 H: 4 R: 0 ER: 0 SO: 5 BB: 3 IBB: 1 HBP: 0 BLK: 0 WP: 0 HR: 0 S: 45 P: 61 ERA: 0.00 WHIP: 0.700																			


Los Angeles Angels @ Washington Senators
D.C. Stadium, Washington, DC
Wed Jul 21 1965, 7:05 PM EDT
Att: 5,910 - Unknown

AB	35
R	0
H	4
RBI	0
BB	4
SO	5
LOB	14

WP: 0 PA: 39
PB: 0
SB: 0
CS: 0

Batter	1	2	3	4	5	6	7	8	9	AB	R	H	RBI	BB	SO	LOB	TOP																	
Bert Campaneris, R OBP: 0.317, SLG: 0.383 (1, 6)										3	0	1	0	1	0	1	Kansas City Athletics @ Washington Senators D.C. Stadium, Washington, DC Fri Jul 23 1965, 7:05 PM EDT Att: 6,209 - Unknown																	
Jim Landis, R OBP: 0.341, SLG: 0.340 (1, 8)										4	0	1	0	0	1	3																		
Dick Green, R OBP: 0.326, SLG: 0.419 (1, 4)										3	0	0	0	1	1																			
Ken Harrelson, R OBP: 0.356, SLG: 0.500 (1, 3)										4	1	1	0	0	0	2																		
Mike Hershberger, R OBP: 0.303, SLG: 0.308 (1, 9)										4	1	1	1	0	1	0																		
Tommie Reynolds, R OBP: 0.316, SLG: 0.288 (1, 7)										3	1	1	0	0	0	0																		
Jose Tartabull, L OBP: 0.200, SLG: 0.200 (9, PH)										1	0	1	0	0	0	0																		
Wayne Causey, L OBP: 0.235, SLG: 0.319 (9, PH)										3	0	1	1	0	0	0																		
Santiago Rosario, L OBP: 0.375, SLG: 0.619 (9, PH)										1	0	0	0	0	0	1																		
Rene Lachemann, R OBP: 0.235, SLG: 0.380 (9, PH)										2	0	0	1	0	0	0																		
Johnny Blanchard, L OBP: 0.292, SLG: 0.274 (9, PH)										1	0	0	0	0	1	1																		
Caffish Hunter, R OBP: 0.100, SLG: 0.100 (7, PH)										2	0	1	0	0	0	1																		
Ed Charles, R OBP: 0.336, SLG: 0.413 (7, PH)										1	0	0	0	0	0	0																		
Jack Aker, R (7, 1)										0	0	0	0	0	0	0																		
Inning Stats	R: 0 E: 0 K: 0 S: 3	H: 1 LOB: 1 BB: 1 P: 7	R: 0 E: 0 K: 1 S: 5	H: 0 LOB: 0 BB: 0 P: 5	R: 0 E: 0 K: 0 S: 4	H: 1 LOB: 1 BB: 0 P: 4	R: 3 E: 0 K: 0 S: 7	H: 4 LOB: 1 BB: 0 P: 7	R: 0 E: 0 K: 0 S: 5	H: 0 LOB: 0 BB: 0 P: 3	R: 0 E: 0 K: 0 S: 3	H: 0 LOB: 2 BB: 0 P: 3	R: 0 E: 0 K: 1 S: 5	H: 0 LOB: 1 BB: 0 P: 9	R: 0 E: 0 K: 1 S: 6	H: 1 LOB: 1 BB: 0 P: 6	1B: 7 2B: 1 3B: 0 HR: 0	SF: 1 SAC: 0 DP: 0 HBP: 0	WP: 0 PB: 0 SB: 0 CS: 1	PA: 35														
PITCHER	IP: 7.0 WLS: W BF: 27 ERA: 3.09	IP: 2.0 WLS: S BF: 8 ERA: 4.50															IP: 7.0 WLS: W BF: 27 ERA: 3.09	IP: 2.0 WLS: S BF: 8 ERA: 4.50															IP: 7.0 WLS: W BF: 27 ERA: 3.09	IP: 2.0 WLS: S BF: 8 ERA: 4.50

AB	32
R	3
H	8
RBI	3
BB	2
SO	4
LOB	10





Batter	1	2	3	4	5	6	7	8	9	AB	R	H	RBI	BB	SO	LOB	BOTTOM																	
Don Blasingame, L OBP: 0.272, SLG: 0.297 (1, 4)										4	1	0	0	0	0	3	Kansas City Athletics @ Washington Senators D.C. Stadium, Washington, DC Fri Jul 23 1965, 7:05 PM EDT Att: 6,209 - Unknown																	
Ken Hamlin, R OBP: 0.374, SLG: 0.411 (1, 6)										4	1	2	2	0	0	1																		
Willie Kirkland, L OBP: 0.278, SLG: 0.493 (1, 9)										3	1	1	1	1	1	1																		
Frank Howard, R OBP: 0.346, SLG: 0.478 (1, 7)										3	0	0	0	1	2	2																		
Dick Nen, L OBP: 0.333, SLG: 0.333 (1, 3)										4	0	1	1	0	0	0																		
Ken McMullen, R OBP: 0.301, SLG: 0.406 (1, 5)										4	0	0	0	0	1	2																		
Don Lock, R OBP: 0.330, SLG: 0.379 (1, 8)										4	1	2	1	0	0	0																		
Don Zimmer, R OBP: 0.295, SLG: 0.275 (1, 2)										3	0	1	0	0	1	1																		
Mike McCormick, L OBP: 0.207, SLG: 0.042 (7, PH)										1	0	0	0	0	1	0																		
Joe Cunningham, L OBP: 0.362, SLG: 0.331 (7, PH)										1	1	1	0	0	0	0																		
Steve Ritzik, R OBP: 0.182, SLG: 0.273 (8, 1)										0	0	0	0	0	0	0																		
Inning Stats	R: 1 E: 0 K: 0 S: 5	H: 2 LOB: 2 BB: 1 P: 9	R: 1 E: 0 K: 0 S: 5	H: 2 LOB: 1 BB: 0 P: 5	R: 0 E: 0 K: 2 S: 7	H: 0 LOB: 0 BB: 0 P: 7	R: 0 E: 0 K: 1 S: 5	H: 0 LOB: 0 BB: 0 P: 5	R: 1 E: 0 K: 0 S: 4	H: 1 LOB: 0 BB: 0 P: 4	R: 2 E: 0 K: 2 S: 10	H: 3 LOB: 2 BB: 1 P: 14	R: 0 E: 0 K: 0 S: 3	H: 0 LOB: 0 BB: 0 P: 3	R: 0 E: 0 K: 0 S: 3	H: 0 LOB: 0 BB: 0 P: 3	1B: 3 2B: 3 3B: 0 HR: 2	SF: 0 SAC: 1 DP: 0 HBP: 0	WP: 1 PB: 0 SB: 0 CS: 0	PA: 34														
PITCHER	IP: 6.0 WLS: L BF: 10 ERA: 4.81	IP: 2.0 WLS: L BF: 10 ERA: 6.0															IP: 6.0 WLS: L BF: 10 ERA: 4.81	IP: 2.0 WLS: L BF: 10 ERA: 6.0															IP: 6.0 WLS: L BF: 10 ERA: 4.81	IP: 2.0 WLS: L BF: 10 ERA: 6.0



Batter	1	2	3	4	5	6	7	8	9	AB	R	H	RBI	BB	SO	LOB	TOP			
Bert Campaneris, R OBP: 0.319, SLG: 0.384 (1, 6)										4	0	2	0	0	0	0	Kansas City Athletics @ Washington Senators D.C. Stadium, Washington, DC Sat Jul 24 1965, 3:33 AM EDT Att: 2,675 - Unknown			
Wayne Causey, L OBP: 0.345, SLG: 0.319 (1, 5)										3	0	1	0	1	0	1				
Dick Green, R OBP: 0.325, SLG: 0.428 (1, 4)										4	1	1	1	0	0	3				
Ken Harrelson, R OBP: 0.358, SLG: 0.496 (1, 3)										2	0	0	0	1	0	0				
Mike Hershberger, R OBP: 0.301, SLG: 0.305 (1, 9)										2	0	0	0	0	0	1				
Jose Tartabull, L OBP: 0.286, SLG: 0.286 (4, 9)									2	0	1	0	0	0	0	2				
Jim Landis, R OBP: 0.346, SLG: 0.339 (7, 1)									1	0	0	0	2	0	0					
John Wyatt, R (8, 1)									0	0	0	0	0	0	0					
Rene Lachemann, R OBP: 0.233, SLG: 0.377 (9, PH)									1	0	0	0	0	0	0					
Billy Bryan, L OBP: 0.299, SLG: 0.428 (1, 2)									4	1	1	1	0	0	3					
Tommye Reynolds, R OBP: 0.322, SLG: 0.283 (1, 7)									2	0	0	0	2	0	0					
Rollie Sheldon, R OBP: 0.125, SLG: 0.069 (3, PH)									0	0	0	0	0	0	0					
Skip Lockwood, R OBP: 0.273, SLG: 0.111 (3, 1)									1	0	0	0	0	1	0					
Johnny Blanchard, L OBP: 0.196, SLG: 0.123 (5, PH)									0	0	0	0	0	0	0					
Don Buschhorn, R OBP: 0.190, SLG: 0.090 (5, 1)									1	0	0	0	0	0	0					
Santiago Rosario, L OBP: 0.141, SLG: 0.096 (7, 9)									2	0	0	0	0	2	4					
Inning Stats	R: 0 E: 0 K: 0 S: 3	H: 0 LOB: 0 BB: 0 P: 3	R: 0 E: 0 K: 0 S: 2	H: 0 LOB: 1 BB: 1 P: 7	R: 0 E: 0 K: 1 S: 6	H: 1 LOB: 1 BB: 0 P: 6	R: 1 E: 0 K: 0 S: 4	H: 1 LOB: 0 BB: 0 P: 4	R: 1 E: 0 K: 0 S: 4	H: 1 LOB: 0 BB: 0 P: 4	R: 0 E: 0 K: 1 S: 5	H: 1 LOB: 3 BB: 2 P: 13	R: 0 E: 0 K: 0 S: 3	H: 1 LOB: 2 BB: 2 P: 11	R: 0 E: 0 K: 1 S: 5	H: 0 LOB: 1 BB: 1 P: 9	1B: 4 2B: 1 3B: 0 HR: 2	SF: 0 SAC: 0 DP: 4 HBP: 1	WP: 0 PB: 0 SB: 0 CS: 0	PA: 36
PITCHER Phil Ortega, R ERA: 3.75 (1, 1)	IP: 9.0 WLS: W BF: 36 H: 6 R: 2 ER: 2 SO: 3 BB: 6 IBB: 0 HBP: 1 BLK: 0 WP: 0 HR: 2 S: 35 P: 60 ERA: 2.00 WHIP: 1.333															PITCHER				

Batter	1	2	3	4	5	6	7	8	9	AB	R	H	RBI	BB	SO	LOB	BOTTOM				
Don Blasingame, L OBP: 0.268, SLG: 0.292 (1, 4)										4	0	0	0	0	0	3	Kansas City Athletics @ Washington Senators D.C. Stadium, Washington, DC Sat Jul 24 1965, 3:33 AM EDT Att: 2,675 - Unknown				
Ed Brinkman, R OBP: 0.246, SLG: 0.262 (6, 6)										1	0	0	0	0	0	0					
Ken Hamlin, R OBP: 0.375, SLG: 0.418 (1, 6)										5	2	2	1	0	0	1					
Willie Kirkland, L OBP: 0.282, SLG: 0.507 (1, 9)										4	2	1	3	1	0	0					
Frank Howard, R OBP: 0.350, SLG: 0.479 (1, 7)										3	0	2	1	1	0	0					
Dick Nen, L OBP: 0.326, SLG: 0.317 (1, 3)										2	0	0	1	1	2	1					
Ken McMullen, R OBP: 0.301, SLG: 0.410 (1, 5)										4	1	1	0	0	0	3					
Don Lock, R OBP: 0.332, SLG: 0.405 (1, 8)										4	2	2	3	0	0	0					
Don Zimmer, R OBP: 0.301, SLG: 0.282 (1, 2)										4	1	2	0	0	0	0					
Phil Ortega, R OBP: 0.320, SLG: 0.273 (1, 1)										3	1	1	0	1	1	1					
Inning Stats	R: 2 E: 1 K: 0 S: 5	H: 2 LOB: 1 BB: 1 P: 9	R: 4 E: 1 K: 1 S: 9	H: 4 LOB: 1 BB: 1 P: 13	R: 2 E: 0 K: 1 S: 7	H: 2 LOB: 0 BB: 0 P: 7	R: 0 E: 0 K: 0 S: 3	H: 0 LOB: 2 BB: 2 P: 11	R: 1 E: 0 K: 0 S: 5	H: 2 LOB: 1 BB: 0 P: 5	R: 0 E: 0 K: 1 S: 5	H: 0 LOB: 0 BB: 0 P: 5	R: 0 E: 0 K: 0 S: 4	H: 1 LOB: 1 BB: 0 P: 4	R: 0 E: 0 K: 0 S: 3	H: 0 LOB: 0 BB: 0 P: 3		1B: 6 2B: 1 3B: 1 HR: 3	SF: 1 SAC: 0 DP: 0 HBP: 0	WP: 0 PB: 0 SB: 0 CS: 0	PA: 39
PITCHER Rollie Sheldon, R ERA: 3.53 (1, 1)	IP: 2.0 WLS: L BF: 14 H: 6 R: 6 ER: 6 SO: 1 BB: 2 IBB: 0 HBP: 0 BLK: 0 WP: 0 HR: 1 S: 14 P: 22 ERA: 27.00 WHIP: 4.000															PITCHER					
Wes Stock, R ERA: 5.27 (3, 1)	IP: 2.0 WLS: L BF: 10 H: 2 R: 2 ER: 2 SO: 1 BB: 2 IBB: 0 HBP: 0 BLK: 0 WP: 0 HR: 1 S: 10 P: 18 ERA: 9.00 WHIP: 2.000															PITCHER					
Don Buschhorn, R ERA: 4.0 (5, 1)	IP: 2.0 WLS: L BF: 8 H: 2 R: 1 ER: 1 SO: 1 BB: 0 IBB: 0 HBP: 0 BLK: 0 WP: 0 HR: 1 S: 10 P: 10 ERA: 4.50 WHIP: 1.000															PITCHER					
Jim Dickson, R ERA: 4.97 (7, 1)	IP: 1.0 WLS: L BF: 4 H: 1 R: 0 ER: 0 SO: 0 BB: 0 IBB: 0 HBP: 0 BLK: 0 WP: 0 HR: 0 S: 4 P: 4 ERA: 0.00 WHIP: 1.000															PITCHER					
John Wyatt, R ERA: 2.31 (8, 1)	IP: 1.0 WLS: L BF: 3 H: 0 R: 0 ER: 0 SO: 0 BB: 0 IBB: 0 HBP: 0 BLK: 0 WP: 0 HR: 0 S: 3 P: 3 ERA: 0.00 WHIP: 0.000															PITCHER					



Batter	1	2	3	4	5	6	7	8	9	AB	R	H	RBI	BB	SO	LOB	TOP										
Bert Campaneris, R OBP: 0.318, SLG: 0.381 (1, 6)	0-0 5-3			0-0 F8		0-0 1-3		0-0 SH G6-4-3 1B	0-3 K	5	1	1	0	0	1	3	Kansas City Athletics @ Washington Senators D.C. Stadium, Washington, DC Sun Jul 25 1965, 3:33 AM EDT Unknown livebaseballscorecards.com										
Wayne Causey, L OBP: 0.345, SLG: 0.323 (1, 5)	0-0 F7			0-0 FC5 2B		0-0 6-3		0-0 SH G6-4-3		3	0	1	0	0	0	0											
Dick Green, R OBP: 0.320, SLG: 0.421 (1, 4)	0-0 4-3			0-0 5-3		0-3 K		0-0 G6-4-3 1-2 3-H		4	0	0	0	0	1	2											
Ken Harrelson, R OBP: 0.356, SLG: 0.490 (1, 3)		4-0 G6-4-3 BB		0-0 FC5 2-3				0-0 F7	0-0 F6	3	0	0	0	1	0	1											
Mike Hershberger, R OBP: 0.300, SLG: 0.305 (1, 9)		0-0 G6-4-3 1-2			0-0 F7			0-0 1B 2B 1B	0-0 F6	4	1	1	0	0	0	1											
Jim Landis, R OBP: 0.353, SLG: 0.352 (1, 8)		0-3 K			0-0 1B 1B			0-0 1B 2B 1B	0-0 BB FC3-2 2B	4	1	3	0	0	1	0											
Billy Bryan, L OBP: 0.286, SLG: 0.420 Fred Talbot, R OBP: 0.292, SLG: 0.318 Don Mossi, L (9, PH) (9, 1)			0-3 K		0-3 K			0-0 F9 1-2	4-0 FC3-2 BB BB	3	0	0	0	1	2	3											
Tommie Reynolds, R OBP: 0.325, SLG: 0.287 Jose Tartabull, L OBP: 0.444, SLG: 0.500 (7, PH) (7, 7)			0-0 F9		0-0 1B			0-0 2B 2-H 3-H	4-0 FC3-2 BB 1-2 2-3	2	0	1	0	0	0	0											
Deep Singh, R Was 500, R Santiago Roman, L Was 500, L Ed Chastler, R Was 500, R John Wyatt, R Was 500, R Rene Lachemann, R Was 500, R			0-0 5-3		0-3 K			0-0 4-3	0-0 FC3-2 1-2 2-3 3-H	1	0	0	0	0	0	0											
Inning Stats	R: 0 E: 0 K: 0 S: 3	H: 0 LOB: 0 BB: 0 P: 3	R: 0 E: 0 K: 1 S: 4	H: 0 LOB: 0 BB: 1 P: 8	R: 0 E: 0 K: 1 S: 5	H: 0 LOB: 1 BB: 0 P: 5	R: 0 E: 0 K: 2 S: 9	H: 2 LOB: 2 BB: 0 P: 9	R: 0 E: 0 K: 1 S: 5	H: 0 LOB: 0 BB: 0 P: 5	R: 2 E: 0 K: 0 S: 6	H: 3 LOB: 1 BB: 0 P: 6	R: 1 E: 1 K: 0 S: 4	H: 1 LOB: 0 BB: 0 P: 4	R: 0 E: 0 K: 1 S: 6	H: 1 LOB: 2 BB: 2 P: 14		1B: 5 2B: 3 3B: 0 HR: 0	SF: 0 SAC: 1 DP: 2 HBP: 0	WP: 0 PB: 0 SB: 1 CS: 0	PA: 37						
PITCHER	IP	WLS	BF	H	R	ER	SO	BB	IBB	HBP	BLK	WP	HR	S	P	ERA	WHIP										
Howie Koplitz, R ERA: 4.91 Ron Kline, R ERA: 2.02 Marshall Bridges, L ERA: 2.15 Steve Ritzik, R ERA: 4.54	(1, 1)	6.2	25	5	2	2	5	1	0	0	0	0	0	34	38	2.70	0.900										
	(7, 1)	1.2	9	3	1	1	0	1	0	0	0	0	0	8	12	5.40	2.400										
	(9, 1)	0.0	1	0	0	0	0	1	0	0	0	0	0	4	4	∞	∞										
	(9, 1)	0.2	W	2	0	0	0	1	0	0	0	0	0	4	4	0.00	0.000										

Batter	1	2	3	4	5	6	7	8	9	AB	R	H	RBI	BB	SO	LOB	BOTTOM										
Don Blasingame, L OBP: 0.272, SLG: 0.296 Doug Camilli, R OBP: 0.239, SLG: 0.270 (9, PH) (9, 1)	0-3 K		0-0 F8		0-0 1B		0-0 1B		4-0 BB IBB IBB	4	0	2	0	0	1	0	Kansas City Athletics @ Washington Senators D.C. Stadium, Washington, DC Sun Jul 25 1965, 3:33 AM EDT Unknown livebaseballscorecards.com										
Ken Hamlin, R OBP: 0.372, SLG: 0.413 Ed Brinkman, R OBP: 0.248, SLG: 0.262 (8, 6)	0-0 F9		0-0 E 1B		0-0 F8		0-3 K		4-0 1-2 BB IBB	4	0	1	0	0	1	2											
Willie Kirkland, L OBP: 0.280, SLG: 0.493 (1, 9)	0-0 F5		0-0 F6 1-2		0-0 F9			0-0 3-1	4-0 1-2 2-3 3-H	4	0	0	1	1	0	2											
Frank Howard, R OBP: 0.355, SLG: 0.489 (1, 7)		0-0 F8 2B 2B		0-0 4-3 FC5-2-6-1 2B		0-0 5-3		0-0 1B 1B		4	1	3	0	0	0	0											
Dick Nen, L OBP: 0.320, SLG: 0.311 (1, 3)		0-0 F8 2-3		0-0 4-3 2-3		0-3 K		0-0 1-2 1B		4	0	1	0	0	1	2											
Don Lock, R OBP: 0.331, SLG: 0.402 (1, 8)		0-3 K		0-0 FC5-2-5-1 3B		0-0 1B		0-0 F7		4	1	1	0	0	1	4											
Ken McMullen, R OBP: 0.303, SLG: 0.419 (1, 5)		0-0 2B 3-H		0-0 WP 3B		0-0 F8		0-0 F9		4	1	2	2	0	0	3											
Mike Brumley, L OBP: 0.206, SLG: 0.150 Don Zimmer, R OBP: 0.305, SLG: 0.296 (9, PH) (9, 1)		0-0 K		0-0 F8 3-H		0-0 4-3		0-0 SH1-4 BB 2B		3	0	0	0	0	1	1											
Howie Koplitz, R OBP: 0.120, SLG: 0.120 Ron Kline, R Marshall Bridges, S OBP: 0.200, SLG: 0.273 Steve Ritzik, R OBP: 0.182, SLG: 0.273 (9, 1)			0-3 K		0-3 K			0-0 L1-3	0-0 SH1-4 2-3	2	0	0	0	0	2	0											
Inning Stats	R: 0 E: 0 K: 1 S: 5	H: 0 LOB: 0 BB: 0 P: 5	R: 1 E: 0 K: 2 S: 9	H: 2 LOB: 1 BB: 0 P: 9	R: 0 E: 1 K: 1 S: 6	H: 1 LOB: 1 BB: 0 P: 6	R: 2 E: 0 K: 0 S: 5	H: 2 LOB: 0 BB: 0 P: 5	R: 0 E: 0 K: 1 S: 6	H: 1 LOB: 1 BB: 0 P: 6	R: 0 E: 0 K: 1 S: 6	H: 1 LOB: 1 BB: 0 P: 6	R: 0 E: 0 K: 0 S: 5	H: 2 LOB: 2 BB: 0 P: 5	R: 1 E: 0 K: 0 S: 2	H: 1 LOB: 3 BB: 3 P: 14		1B: 6 2B: 4 3B: 1 HR: 0	SF: 0 SAC: 1 DP: 0 HBP: 0	WP: 1 PB: 0 SB: 0 CS: 0	PA: 39						
PITCHER	IP	WLS	BF	H	R	ER	SO	BB	IBB	HBP	BLK	WP	HR	S	P	ERA	WHIP										
Diego Segui, R ERA: 4.84 Wes Stock, R ERA: 5.24 Jim Dickson, R ERA: 4.74 Jack Aker, R ERA: 4.15 John Wyatt, R ERA: 2.28	(1, 1)	3.2	16	5	3	3	4	0	0	0	0	0	0	24	24	7.36	1.364										
	(4, 1)	0.1	1	0	0	0	0	0	0	0	0	1	0	1	1	0.00	0.000										
	(5, 1)	2.0	8	2	0	0	2	0	0	0	0	0	0	12	12	0.00	1.000										
	(7, 1)	1.1	7	3	0	0	1	0	0	0	0	0	0	9	9	0.00	2.250										
	(8, 1)	0.2	2	0	0	0	0	0	0	0	0	0	0	2	2	0.00	0.000										

Batter	1	2	3	4	5	6	7	8	9	AB	R	H	RBI	BB	SO	LOB	TOP																
Bert Campaneris, R OBP: 0.321, SLG: 0.385 (1, 6)										4	2	2	0	0	0	1	Kansas City Athletics @ Washington Senators D.C. Stadium, Washington, DC Sun Jul 25 1965, 3:38 AM EDT Att: 8,519 - Unknown																
Jose Tartabull, L OBP: 0.429, SLG: 0.417 (1, 8)										4	0	1	0	1	0	3																	
Wayne Causey, L OBP: 0.352, SLG: 0.329 (1, 5)										4	0	3	2	1	0	1																	
Mike Hershberger, R OBP: 0.298, SLG: 0.303 (1, 9)										5	0	1	1	0	0	4																	
Johnny Blanchard, L OBP: 0.289, SLG: 0.271 (8, PH) Fred Talbot, R OBP: 0.260, SLG: 0.318 John Wyatt, R (8, 1)										4	0	1	0	0	1	3																	
Santiago Rosario, L OBP: 0.387, SLG: 0.577 (7, 1) Wes Stock, R (7, 1) Don Mossi, L (7, 1) Rene Lachemann, R OBP: 0.230, SLG: 0.371 (8, PH) (8, 2)										2	0	1	0	1	0	0																	
Dick Green, R OBP: 0.317, SLG: 0.416 (1, 4)										3	0	0	0	0	1	2																	
Tommy Reynolds, R OBP: 0.315, SLG: 0.277 (1, 7)										4	0	0	0	0	0	3																	
John O'Donoghue, R OBP: 0.278, SLG: 0.371 (7, PH) Ken Harrelson, R OBP: 0.361, SLG: 0.510 (7, 3)										2	1	1	1	0	0	1																	
										2	2	2	1	0	0	0																	
Inning Stats	R: 1 E: 0 K: 0 S: 5	H: 2 LOB: 1 BB: 0 P: 5	R: 0 E: 0 K: 0 S: 4	H: 1 LOB: 1 BB: 0 P: 4	R: 0 E: 0 K: 0 S: 2	H: 0 LOB: 1 BB: 1 P: 7	R: 0 E: 0 K: 0 S: 3	H: 0 LOB: 0 BB: 0 P: 3	R: 2 E: 0 K: 1 S: 8	H: 3 LOB: 2 BB: 1 P: 12	R: 0 E: 0 K: 0 S: 2	H: 0 LOB: 0 BB: 1 P: 6	R: 1 E: 0 K: 0 S: 5	H: 2 LOB: 1 BB: 0 P: 5	R: 0 E: 0 K: 1 S: 6	H: 1 LOB: 1 BB: 0 P: 6	R: 1 E: 0 K: 0 S: 5	H: 3 LOB: 1 BB: 0 P: 5	1B: 7 2B: 3 3B: 0 HR: 2	SF: 0 SAC: 1 DP: 1 HBP: 1	WP: 0 PB: 0 SB: 1 CS: 2	PA: 40											
PITCHER	IP WLS BF H R ER SO BB IBB HBP BLK WP HR S P ERA WHIP																																
Buster Narum, R ERA: 4.88 Marshall Bridges, L ERA: 2.3 Ron Kline, R ERA: 2.1	(1, 1) (8, 1) (8, 1)	5.0 2.0 2.0	L	23 8 9	6 2 4	3 1 1	3 1 1	1 0 1	0 0 0	0 0 0	0 0 0	0 0 0	0 0 1	22 7 11	31 11 11	5.40 4.50 4.50	1.600 1.500 2.000																

Batter	1	2	3	4	5	6	7	8	9	AB	R	H	RBI	BB	SO	LOB	BOTTOM																
Joe Cunningham, L OBP: 0.371, SLG: 0.319 (1, 3)										5	0	0	0	0	1	3	Kansas City Athletics @ Washington Senators D.C. Stadium, Washington, DC Sun Jul 25 1965, 3:38 AM EDT Att: 8,519 - Unknown																
Ken Hamlin, R OBP: 0.375, SLG: 0.422 (1, 4)										4	0	2	2	0	0	0																	
Ken McMullen, R OBP: 0.303, SLG: 0.418 (1, 5)										3	0	1	0	0	0	1																	
Frank Howard, R OBP: 0.357, SLG: 0.486 (1, 7)										2	0	0	0	2	1	1																	
Don Lock, R OBP: 0.337, SLG: 0.414 (1, 8)										2	1	1	1	1	0	1																	
Don Zimmer, R OBP: 0.297, SLG: 0.287 (1, 2)										4	0	0	0	0	2	6																	
Willie Kirkland, L OBP: 0.279, SLG: 0.484 (1, 9)										3	1	0	0	1	2	4																	
Ed Brinkman, R OBP: 0.246, SLG: 0.259 (9, PH) Jim King, L OBP: 0.317, SLG: 0.400 (9, PH)										3	0	0	0	0	0	1																	
Buster Narum, R OBP: 0.265, SLG: 0.133 (5, PH) Doug Carlisle, R OBP: 0.244, SLG: 0.276 (8, 1) Marshall Bridges, L OBP: 0.200, SLG: 0.600 (7, PH) Dick Nen, L OBP: 0.210, SLG: 0.304 (8, 1) Ron Kline, R OBP: 0.271, SLG: 0.265 (8, PH)										1	0	0	0	0	0	0																	
										1	1	1	0	0	0	0																	
Inning Stats	R: 0 E: 0 K: 0 S: 3	H: 0 LOB: 0 BB: 0 P: 3	R: 0 E: 0 K: 1 S: 5	H: 0 LOB: 1 BB: 1 P: 9	R: 0 E: 0 K: 1 S: 5	H: 0 LOB: 0 BB: 0 P: 5	R: 0 E: 0 K: 2 S: 8	H: 1 LOB: 2 BB: 1 P: 12	R: 2 E: 0 K: 0 S: 5	H: 2 LOB: 1 BB: 1 P: 9	R: 1 E: 0 K: 1 S: 6	H: 1 LOB: 0 BB: 0 P: 6	R: 0 E: 1 K: 0 S: 3	H: 0 LOB: 0 BB: 0 P: 3	R: 0 E: 0 K: 1 S: 6	H: 1 LOB: 3 BB: 1 P: 11	R: 0 E: 0 K: 1 S: 5	H: 0 LOB: 0 BB: 0 P: 5	1B: 3 2B: 1 3B: 0 HR: 1	SF: 0 SAC: 1 DP: 1 HBP: 1	WP: 1 PB: 0 SB: 0 CS: 0	PA: 37											
PITCHER	IP WLS BF H R ER SO BB IBB HBP BLK WP HR S P ERA WHIP																																
John O'Donoghue, L ERA: 4.12 Wes Stock, R ERA: 5.22 Don Mossi, L ERA: 3.18 John Wyatt, R ERA: 2.19	(1, 1) (7, 1) (7, 1) (8, 1)	6.0 0.1 0.2 2.0	W	25 2 1 9	4 0 0 1	3 0 0 0	3 0 0 0	5 0 0 2	0 0 0 1	0 0 0 0	0 0 0 0	0 0 0 0	0 0 0 0	1 2 1 11	32 2 1 16	4.50 0.00 0.00 0.00	1.167 0.000 0.000 1.000																

Batter	1	2	3	4	5	6	7	8	9	AB	R	H	RBI	BB	SO	LOB	TOP								
Ed Brinkman, R (1,6) OBP: 0.245, SLG: 0.257										5	1	1	0	0	0	2									
Ken Hamlin, R (1,4) OBP: 0.369, SLG: 0.413										4	0	1	0	0	0	1									
Willie Kirkland, L (1,9) OBP: 0.274, SLG: 0.456										4	1	1	1	0	0	1									
Frank Howard, R (1,7) OBP: 0.359, SLG: 0.490										3	1	1	1	1	1	1									
Don Lock, R (1,8) OBP: 0.335, SLG: 0.404										3	0	0	0	1	1	3									
Don Zimmer, R (1,5) OBP: 0.307, SLG: 0.301										4	0	1	1	0	1	1									
Doug Camilli, R (1,2) OBP: 0.256, SLG: 0.288										3	0	1	0	1	0	2	AB 32								
Joe Cunningham, L (1,3) OBP: 0.375, SLG: 0.318										3	0	1	0	1	0	1	R 3								
Mike McCormick, L (1,1) OBP: 0.188, SLG: 0.037										3	0	0	0	0	0	3	H 7								
Inning Stats	R: 1 E: 0 K: 1 S: 7	H: 2 LOB: 1 BB: 0 P: 7	R: 0 E: 0 K: 0 S: 2	H: 0 LOB: 1 BB: 2 P: 10	R: 0 E: 0 K: 0 S: 3	H: 0 LOB: 0 BB: 0 P: 3	R: 1 E: 0 K: 0 S: 4	H: 1 LOB: 0 BB: 0 P: 4	R: 0 E: 0 K: 0 S: 3	H: 0 LOB: 0 BB: 0 P: 3	R: 1 E: 0 K: 1 S: 7	H: 2 LOB: 2 BB: 1 P: 11	R: 0 E: 0 K: 0 S: 4	H: 1 LOB: 1 BB: 0 P: 4	R: 0 E: 0 K: 1 S: 5	H: 0 LOB: 1 BB: 1 P: 9	R: 0 E: 0 K: 0 S: 4	H: 1 LOB: 1 BB: 0 P: 4	1B: 5 2B: 1 3B: 0 HR: 1	SF: 0 SAC: 1 DP: 1 HBP: 0	WP: 0 PB: 0 SB: 0 CS: 0	PA: 37			
PITCHER	IP	WLS	BF	H	R	ER	SO	BB	IBB	HBP	BLK	WP	HR	S	P	ERA	WHIP								
John O'Donoghue, L (1,1) ERA: 4.15	5.2	L	24	5	3	3	2	3	0	0	0	0	1	25	37	4.76	1.412								
Jack Aker, R (6,1) ERA: 2.16	1.1		5	1	0	0	0	0	0	0	0	0	0	5	5	0.00	0.750								
Jim Dickson, R (8,1) ERA: 4.34	2.0		8	1	0	0	1	1	0	0	0	0	0	9	13	0.00	1.000								

Washington Senators @ Kansas City Athletics
Municipal Stadium, Kansas City, MO
Fri Jul 30 1965, 8:05 PM EDT
Att: 5,252 - Unknown

AB 32
R 3
H 7
RBI 3
BB 4
SO 3
LOB 15



Batter	1	2	3	4	5	6	7	8	9	AB	R	H	RBI	BB	SO	LOB	BOTTOM								
Bert Campaneris, R (1,6) OBP: 0.329, SLG: 0.411										4	1	1	1	0	0	1									
Wayne Causey, L (1,5) OBP: 0.356, SLG: 0.346										4	0	0	0	0	0	1									
Dick Green, R (1,4) OBP: 0.317, SLG: 0.414										4	0	1	0	0	1	1									
Ken Harrelson, R (1,3) OBP: 0.364, SLG: 0.505										4	0	0	0	0	1	1									
Mike Hershberger, R (1,9) OBP: 0.294, SLG: 0.301										4	0	1	0	0	0	0									
Jim Landis, R (1,8) OBP: 0.372, SLG: 0.376										3	0	2	0	1	0	0									
Tommie Reynolds, R (1,7) OBP: 0.306, SLG: 0.266										3	0	0	0	0	1	2	AB 32								
Rene Lachemann, R (1,2) OBP: 0.224, SLG: 0.353										3	0	1	0	0	2	1	R 1								
John O'Donoghue, R (1,1) OBP: 0.263, SLG: 0.351										2	0	0	0	0	0	1	H 6								
Jack Aker, R (6,1)										0	0	0	0	0	0	0	RBI 1								
Ed Charles, R (7,PH) OBP: 0.334, SLG: 0.410										1	0	0	0	0	1	0	BB 1								
Jim Dickson, L (8,1)										0	0	0	0	0	0	0	SO 6								
Inning Stats	R: 0 E: 0 K: 0 S: 4	H: 1 LOB: 1 BB: 0 P: 4	R: 0 E: 0 K: 1 S: 6	H: 1 LOB: 1 BB: 0 P: 6	R: 1 E: 1 K: 1 S: 6	H: 1 LOB: 1 BB: 0 P: 6	R: 0 E: 0 K: 1 S: 5	H: 0 LOB: 1 BB: 1 P: 9	R: 0 E: 0 K: 0 S: 4	H: 1 LOB: 1 BB: 0 P: 4	R: 0 E: 0 K: 1 S: 6	H: 2 LOB: 2 BB: 0 P: 6	R: 0 E: 0 K: 2 S: 7	H: 0 LOB: 0 BB: 0 P: 7	R: 0 E: 0 K: 0 S: 3	H: 0 LOB: 0 BB: 0 P: 3	R: 0 E: 0 K: 0 S: 3	H: 0 LOB: 0 BB: 0 P: 3	1B: 4 2B: 2 3B: 0 HR: 1	SF: 0 SAC: 0 DP: 1 HBP: 0	WP: 0 PB: 0 SB: 0 CS: 1	PA: 33			
PITCHER	IP	WLS	BF	H	R	ER	SO	BB	IBB	HBP	BLK	WP	HR	S	P	ERA	WHIP								
Mike McCormick, L (1,1) ERA: 2.91	9.0	W	33	6	1	1	6	1	0	0	0	0	0	44	48	1.00	0.778								

Washington Senators @ Kansas City Athletics
Municipal Stadium, Kansas City, MO
Fri Jul 30 1965, 8:05 PM EDT
Att: 5,252 - Unknown

AB 32
R 1
H 6
RBI 1
BB 1
SO 6
LOB 8



Batter	1	2	3	4	5	6	7	8	9	AB	R	H	RBI	BB	SO	LOB	TOP			
Don Blasingame, L (1,4) OBP: 0.270, SLG: 0.295	F7	SF9		F8		G6-3		G3		4	0	0	1	0	0	3				
Ken Hamlin, R (1,6) OBP: 0.370, SLG: 0.406				F9			F3		F7	3	1	0	0	2	0	0				
Ed Brinkman, R (9,6) OBP: 0.245, SLG: 0.257	2B	BB								0	0	0	0	0	0	0				
Willie Kirkland, L (1,9) OBP: 0.282, SLG: 0.466	1B	BB		F5			6-3		F7	5	1	3	2	0	0	0				
Frank Howard, R (1,7) OBP: 0.357, SLG: 0.485	K				1-3		6-3			5	0	1	0	0	1	4				
Dick Nen, L (1,3) OBP: 0.368, SLG: 0.393					3-1					4	0	3	1	1	0	0				
Don Lock, R (1,8) OBP: 0.320, SLG: 0.396	5-3			1-3			K		K	5	0	0	0	0	2	6				
Don Zimmer, R (1,5) OBP: 0.305, SLG: 0.295		2B		K		1-3		F9		3	1	0	0	1	1					
Mike Brumley, L (1,2) OBP: 0.243, SLG: 0.231		1B				HBP				3	1	3	0	1	0	0				
Buster Narum, R (1,1) OBP: 0.088, SLG: 0.125						1B				2	0	0	0	0	2	4				
Steve Ritzik, R (6,1) OBP: 0.167, SLG: 0.250	K			K				FC1-6		1	0	0	0	0	0	1				
Ron Kline, R (8,1)						G6-3				0	0	0	0	0	0	0				
						HBP														
Inning Stats	R: 2 E: 0 K: 1 S: 7	H: 2 LOB: 1 BB: 1 P: 11	R: 2 E: 0 K: 1 S: 7	H: 2 LOB: 2 BB: 2 P: 15	R: 0 E: 0 K: 2 S: 8	H: 1 LOB: 2 BB: 1 P: 12	R: 0 E: 0 K: 0 S: 3	H: 0 LOB: 0 BB: 0 P: 3	R: 0 E: 0 K: 0 S: 3	H: 1 LOB: 1 BB: 0 P: 4	R: 0 E: 0 K: 1 S: 6	H: 1 LOB: 2 BB: 1 P: 10	R: 0 E: 0 K: 0 S: 4	H: 1 LOB: 1 BB: 0 P: 4	R: 0 E: 0 K: 1 S: 7	H: 2 LOB: 2 BB: 0 P: 7	1B: 7 2B: 3 3B: 0 HR: 0	SF: 1 SAC: 0 DP: 1 HBP: 1	WP: 0 PB: 0 SB: 1 CS: 0	PA: 42
PITCHER	IP WLS BF H R ER SO BB IBB HBP BLK WP HR S P ERA WHIP																			
Fred Talbot, R (1,1) ERA: 3.91	1.2	11	3	4	4	2	3	0	0	0	0	0	0	12	24	21.60	3.600			
Wes Stock, R (2,1) ERA: 5.1	1.1	7	2	0	0	2	1	0	0	0	0	0	0	10	14	0.00	2.250			
Jim Dickson, R (4,1) ERA: 4.17	2.0	6	0	0	0	2	0	0	0	0	0	0	0	6	6	0.00	0.000			
Jack Aker, R (6,1) ERA: 1.74	2.0	9	2	0	0	1	1	0	1	0	0	0	0	9	14	0.00	1.500			
Don Buschhorn, R (8,1) ERA: 3.6	1.0	4	1	0	0	0	0	0	0	0	0	0	0	4	4	0.00	1.000			

Washington Senators @ Kansas City Athletics
Municipal Stadium, Kansas City, MO
Sat Jul 31 1965, 8:05 PM EDT
Att: 28,002 - Unknown

AB 35
R 4
H 10
RBI 4
BB 5
SO 6
LOB 19



Batter	1	2	3	4	5	6	7	8	9	AB	R	H	RBI	BB	SO	LOB	BOTTOM					
Bert Campaneris, R (1,6) OBP: 0.327, SLG: 0.409	5-3		FC4		F2		F6		E	5	1	1	0	0	0	3						
Wayne Causey, L (1,5) OBP: 0.360, SLG: 0.351	G3			BB						4	1	2	0	1	1	1						
Dick Green, R (1,4) OBP: 0.322, SLG: 0.416	6-3			BB			F9			3	1	1	1	2	0	1						
Ken Harrelson, R (1,3) OBP: 0.362, SLG: 0.498		5-3		K			K		F9	4	0	0	0	1	2	4						
Mike Hershberger, R (1,9) OBP: 0.296, SLG: 0.303		E6		F9		4-3				5	0	2	2	0	0	3						
Jim Landis, R (1,8) OBP: 0.366, SLG: 0.369		G6-4-3		F5			F9		FC6-4	4	1	0	0	0	0	4						
Billy Bryan, L (1,2) OBP: 0.302, SLG: 0.415				F4						3	1	1	1	1	0	0						
John O'Donoghue, R (8, PR) OBP: 0.263, SLG: 0.351					1-3					0	0	0	0	0	0	0						
John Wyatt, R (9,1) ERA: 2.65										0	0	0	0	0	0	0						
Tommie Reynolds, R (1,7) OBP: 0.320, SLG: 0.285										2	0	1	1	2	0	1						
Fred Talbot, R (1,1) ERA: 3.91																						
Wes Stock, R (2,1) ERA: 5.1																						
Jim Dickson, R (4,1) ERA: 4.17																						
Jack Aker, R (6,1) ERA: 1.74																						
Don Buschhorn, R (8,1) ERA: 3.6																						
Inning Stats	R: 0 E: 0 K: 0 S: 3	H: 0 LOB: 0 BB: 0 P: 3	R: 0 E: 1 K: 0 S: 3	H: 0 LOB: 0 BB: 0 P: 3	R: 0 E: 0 K: 0 S: 3	H: 0 LOB: 1 BB: 1 P: 7	R: 0 E: 0 K: 1 S: 5	H: 0 LOB: 2 BB: 2 P: 13	R: 0 E: 0 K: 0 S: 3	H: 0 LOB: 1 BB: 1 P: 7	R: 0 E: 0 K: 1 S: 6	H: 1 LOB: 1 BB: 0 P: 6	R: 1 E: 0 K: 1 S: 6	H: 1 LOB: 1 BB: 1 P: 10	R: 3 E: 0 K: 0 S: 7	H: 4 LOB: 1 BB: 0 P: 7	R: 1 E: 0 K: 1 S: 6	H: 2 LOB: 3 BB: 2 P: 14	1B: 5 2B: 2 3B: 1 HR: 0	SF: 0 SAC: 0 DP: 1 HBP: 0	WP: 0 PB: 0 SB: 1 CS: 0	PA: 41
PITCHER	IP WLS BF H R ER SO BB IBB HBP BLK WP HR S P ERA WHIP																					
Buster Narum, R (1,1) ERA: 4.41	5.0	19	4	3	3	2	1	0	0	0	0	0	0	14	18	13.50	2.500					
Steve Ritzik, R (6,1) ERA: 4.82	2.0	11	4	3	3	2	1	0	0	0	0	0	0	14	18	13.50	2.500					
Ron Kline, R (8,1) ERA: 2.25	1.2	L 11	4	2	2	1	0	2	0	0	0	0	0	11	19	10.80	2.400					

Washington Senators @ Kansas City Athletics
Municipal Stadium, Kansas City, MO
Sat Jul 31 1965, 8:05 PM EDT
Att: 28,002 - Unknown

AB 34
R 5
H 8
RBI 5
BB 7
SO 4
LOB 20




Batter	1	2	3	4	5	6	7	8	9	AB	R	H	RBI	BB	SO	LOB	TOP			
Don Blasingame, L (1,4) OBP: 0.273, SLG: 0.298 Ed Brinkman, R (8,6) OBP: 0.247, SLG: 0.259										4	1	2	0	0	0	1	<p>Washington Senators @ Kansas City Athletics Municipal Stadium, Kansas City, MO</p> <p>Sun Aug 01 1965, 4:33 AM EDT Unknown</p>			
Ken Hamlin, R (1,6) OBP: 0.366, SLG: 0.397										4	0	0	0	1	1	4				
Willie Kirkland, L (1,9) OBP: 0.276, SLG: 0.456										4	1	0	0	0	0	3				
Frank Howard, R (1,7) OBP: 0.356, SLG: 0.486 Woodie Held, R (8,7) OBP: 0.357, SLG: 0.455										4	1	1	2	0	2	1				
Dick Nen, L (1,3) OBP: 0.375, SLG: 0.400										4	0	2	1	0	0	0				
Don Lock, R (1,8) OBP: 0.326, SLG: 0.391										4	0	0	0	0	3	2				
Don Zimmer, R (1,5) OBP: 0.310, SLG: 0.300										4	0	2	0	0	0	0				
Mike Brumley, L (1,2) OBP: 0.250, SLG: 0.239										4	0	2	0	0	0	2				
Pete Richert, L (1,1) OBP: 0.209, SLG: 0.150										4	0	1	0	0	1	3				
Inning Stats	R: 0 E: 0 K: 0 S: 3	H: 1 LOB: 0 BB: 0 P: 3	R: 0 E: 0 K: 2 S: 9	H: 2 LOB: 2 BB: 0 P: 9	R: 3 E: 0 K: 1 S: 9	H: 4 LOB: 1 BB: 0 P: 9	R: 0 E: 0 K: 0 S: 4	H: 1 LOB: 1 BB: 0 P: 4	R: 0 E: 0 K: 1 S: 5	H: 0 LOB: 0 BB: 0 P: 5	R: 0 E: 0 K: 0 S: 3	H: 0 LOB: 1 BB: 1 P: 7	R: 0 E: 0 K: 0 S: 3	H: 0 LOB: 0 BB: 0 P: 3	R: 0 E: 0 K: 1 S: 6	H: 1 LOB: 1 BB: 0 P: 6		1B: 10 2B: 1 3B: 0 HR: 0	SF: 0 SAC: 0 DP: 1 HBP: 0	WP: 0 PB: 0 SB: 1 CS: 0
PITCHER	IP WLS BF H R ER SO BB IBB HBP BLK WP HR S P ERA WHIP	8.0 L 34 10 3 3 6 1 0 0 0 0 0 0 45 49 3.38 1.375	1.0 4 1 0 0 1 0 0 0 0 0 0 0 0 6 6 0.00 1.000	PITCHER														ERA WHIP		

AB	37
R	3
H	11
RBI	3
BB	1
SO	7
LOB	16



Batter	1	2	3	4	5	6	7	8	9	AB	R	H	RBI	BB	SO	LOB	BOTTOM			
Bert Campaneris, R (1,6) OBP: 0.326, SLG: 0.406										3	0	0	0	1	1	0	<p>Washington Senators @ Kansas City Athletics Municipal Stadium, Kansas City, MO</p> <p>Sun Aug 01 1965, 4:33 AM EDT Unknown</p>			
Wayne Causey, L (1,5) OBP: 0.362, SLG: 0.354										3	1	2	0	0	0	0				
Dick Green, R (1,4) OBP: 0.324, SLG: 0.428										4	1	2	2	0	1	2				
Ken Harrelson, R (1,3) OBP: 0.357, SLG: 0.491										4	0	0	0	0	0	2				
Mike Hershberger, R (1,9) OBP: 0.292, SLG: 0.299										4	0	0	0	0	0	0				
Jim Landis, R (1,8) OBP: 0.368, SLG: 0.368										3	0	1	0	1	2	0				
Tommie Reynolds, R (1,7) OBP: 0.325, SLG: 0.291										4	0	2	0	0	0	1				
Rene Lachemann, R (1,2) OBP: 0.219, SLG: 0.343 Jose Tartabull, L (9, PH) OBP: 0.316, SLG: 0.263										3	0	0	0	0	0	3				
Rollie Sheldon, R (1,1) OBP: 0.121, SLG: 0.065 Ed Charles, R (8, PH) OBP: 0.333, SLG: 0.409 Jim Dickson, L (9,1)										2	0	0	0	0	2	0				
Inning Stats	R: 0 E: 0 K: 0 S: 3	H: 0 LOB: 1 BB: 1 P: 7	R: 0 E: 0 K: 0 S: 3	H: 0 LOB: 1 BB: 1 P: 7	R: 0 E: 0 K: 3 S: 10	H: 1 LOB: 0 BB: 0 P: 10	R: 0 E: 0 K: 1 S: 5	H: 0 LOB: 0 BB: 0 P: 5	R: 0 E: 0 K: 0 S: 4	H: 1 LOB: 1 BB: 0 P: 4	R: 0 E: 0 K: 0 S: 4	H: 2 LOB: 1 BB: 0 P: 4	R: 2 E: 0 K: 1 S: 7	H: 2 LOB: 0 BB: 0 P: 7	R: 0 E: 0 K: 1 S: 5	H: 1 LOB: 0 BB: 0 P: 5		1B: 6 2B: 0 3B: 0 HR: 1	SF: 0 SAC: 1 DP: 1 HBP: 0	WP: 0 PB: 0 SB: 0 CS: 1
PITCHER	IP WLS BF H R ER SO BB IBB HBP BLK WP HR S P ERA WHIP	9.0 W 34 7 2 2 7 2 0 0 0 0 1 46 54 2.00 1.000	PITCHER														ERA WHIP			



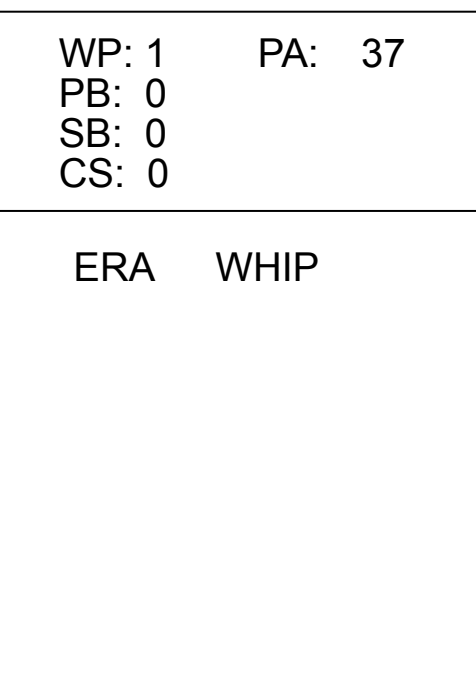
Batter	1	2	3	4	5	6	7	8	9	AB	R	H	RBI	BB	SO	LOB	TOP										
Don Blasingame, L (1,4) OBP: 0.272, SLG: 0.297										4	0	1	0	0	0	3	<p>Washington Senators @ Kansas City Athletics Municipal Stadium, Kansas City, MO Sun Aug 01 1965, 4:38 AM EDT Att: 10,758 - Unknown</p>										
Ken Hamlin, R (1,6) OBP: 0.359, SLG: 0.388										4	0	0	0	0	1	1											
Willie Kirkland, L (1,9) OBP: 0.276, SLG: 0.451										4	0	1	0	0	0	0											
Frank Howard, R (1,7) OBP: 0.355, SLG: 0.486										4	1	1	0	0	1	1											
Dick Nen, L (1,3) OBP: 0.395, SLG: 0.464										4	1	3	2	0	0	1											
Don Lock, R (1,8) OBP: 0.322, SLG: 0.385										4	0	0	0	0	2	2											
Don Zimmer, R (1,5) Ed Brinkman, R (9, PR) OBP: 0.294, SLG: 0.294 OBP: 0.247, SLG: 0.259										3	0	0	0	0	1	1		0									
Doug Camilli, R (1,2) Mike Brumley, L (7, PH) OBP: 0.265, SLG: 0.299 OBP: 0.253, SLG: 0.243										1	0	1	0	1	0	0		0									
Phil Ortega, R (1,1) Jim King, L (7, PH) Marshall Bridges, S (7, 1) Joe Cunningham, L (9, PH) OBP: 0.321, SLG: 0.277 OBP: 0.314, SLG: 0.395 OBP: 0.290, SLG: 0.600 OBP: 0.373, SLG: 0.315										2	0	0	0	0	2	2		1									
Inning Stats	R: 0 E: 0 K: 0 S: 3	H: 1 LOB: 0 BB: 0 P: 3	R: 1 E: 0 K: 2 S: 8	H: 1 LOB: 0 BB: 0 P: 8	R: 0 E: 0 K: 1 S: 5	H: 0 LOB: 1 BB: 1 P: 9	R: 0 E: 0 K: 0 S: 4	H: 1 LOB: 1 BB: 0 P: 4	R: 0 E: 0 K: 1 S: 6	H: 1 LOB: 1 BB: 0 P: 6	R: 1 E: 0 K: 0 S: 5	H: 2 LOB: 1 BB: 0 P: 5	R: 0 E: 0 K: 1 S: 6	H: 1 LOB: 1 BB: 0 P: 6	R: 0 E: 0 K: 2 S: 8	H: 1 LOB: 1 BB: 0 P: 8		R: 0 E: 0 K: 1 S: 5	H: 0 LOB: 1 BB: 1 P: 9	1B: 5 2B: 2 3B: 0 HR: 1	SF: 0 SAC: 0 DP: 0 HBP: 0	WP: 0 PB: 0 SB: 0 CS: 0	PA: 36				
PITCHER	IP	WLS	BF	H	R	ER	SO	BB	IBB	HBP	BLK	WP	HR	S	P	ERA	WHIP										
Catfish Hunter, R (1,1) ERA: 5.0	6.0	W	24	6	2	2	4	1	0	0	0	0	1	31	35	3.00	1.167										
Wes Stock, R (7,1) ERA: 5.03	1.0		4	1	0	0	1	0	0	0	0	0	0	6	6	0.00	1.000										
John Wyatt, R (8,1) ERA: 2.55	2.0	S	8	1	0	0	3	1	0	0	0	0	0	13	17	0.00	1.000										

Batter	1	2	3	4	5	6	7	8	9	AB	R	H	RBI	BB	SO	LOB	BOTTOM										
Bert Campaneris, R (1,6) OBP: 0.327, SLG: 0.405										5	0	2	0	0	0	1	<p>Washington Senators @ Kansas City Athletics Municipal Stadium, Kansas City, MO Sun Aug 01 1965, 4:38 AM EDT Att: 10,758 - Unknown</p>										
Jose Tartabull, L (1,8) OBP: 0.370, SLG: 0.435										4	1	2	1	1	0	3											
Wayne Causey, L (1,5) OBP: 0.358, SLG: 0.350										4	0	0	0	0	0	2											
Ken Harrelson, R (1,3) OBP: 0.359, SLG: 0.495										4	1	2	0	0	0	1											
Dick Green, R (1,4) OBP: 0.326, SLG: 0.431										3	0	1	1	1	1	2											
Mike Hershberger, R (1,9) OBP: 0.294, SLG: 0.297										2	0	0	0	2	0	2											
Billy Bryan, L (1,2) Diego Segui, R (6, PR) Rene Lachemann, R (9, 2) OBP: 0.067, SLG: 0.417 OBP: 0.237, SLG: 0.270 OBP: 0.219, SLG: 0.343										4	1	2	0	0	2	3		0									
Tommy Reynolds, R (1,7) OBP: 0.323, SLG: 0.285										3	0	0	0	1	0	3											
Catfish Hunter, R (1,1) Santiago Rosario, L (6, PH) Wes Stock, R (7,1) John Wyatt, R (8,1) OBP: 0.067, SLG: 0.067 OBP: 0.364, SLG: 0.552										2	0	0	0	0	1	3		1									
Inning Stats	R: 1 E: 0 K: 0 S: 4	H: 1 LOB: 0 BB: 0 P: 4	R: 0 E: 0 K: 1 S: 5	H: 0 LOB: 1 BB: 1 P: 9	R: 0 E: 0 K: 1 S: 5	H: 1 LOB: 0 BB: 0 P: 5	R: 1 E: 0 K: 1 S: 7	H: 2 LOB: 3 BB: 2 P: 15	R: 0 E: 0 K: 1 S: 6	H: 1 LOB: 2 BB: 1 P: 10	R: 1 E: 0 K: 0 S: 5	H: 2 LOB: 1 BB: 0 P: 5	R: 0 E: 0 K: 0 S: 4	H: 1 LOB: 2 BB: 1 P: 8	R: 0 E: 0 K: 0 S: 5	H: 2 LOB: 2 BB: 0 P: 5		R: 0 E: 0 K: 0 S: 5	H: 2 LOB: 2 BB: 0 P: 5	1B: 7 2B: 2 3B: 0 HR: 1	SF: 0 SAC: 0 DP: 0 HBP: 0	WP: 1 PB: 0 SB: 0 CS: 0	PA: 38				
PITCHER	IP	WLS	BF	H	R	ER	SO	BB	IBB	HBP	BLK	WP	HR	S	P	ERA	WHIP										
Phil Ortega, R (1,1) ERA: 3.98	6.0	L	28	7	3	3	4	4	0	0	0	0	1	32	48	4.50	1.833										
Marshall Bridges, L (7,1) ERA: 2.1	2.0		10	3	0	0	0	1	0	0	0	0	0	9	13	0.00	2.000										

Batter	1	2	3	4	5	6	7	8	9	AB	R	H	RBI	BB	SO	LOB	TOP				
Don Blasingame, L (1,4) OBP: 0.278, SLG: 0.303	6-3		1B		1B		G6-4-3		1-3	5	1	3	0	0	0	1					
Ken Hamlin, R (1,6) OBP: 0.362, SLG: 0.390	K		1B		1B		G6-4-3			4	0	2	1	0	1	1					
Willie Kirkland, L (1,9) OBP: 0.280, SLG: 0.452	FC5-4		K		1B				1-3	4	0	2	1	0	1	1					
Frank Howard, R (1,7) OBP: 0.354, SLG: 0.492	FC5-4			6-3	K				1-3	4	1	1	1	0	1	3					
Dick Nen, L (1,3) OBP: 0.392, SLG: 0.458 Ken McMullen, R (8,PH) OBP: 0.301, SLG: 0.416		G5-4-3		4-3	P6-4				HR	3	0	1	0	0	0	2					
Don Lock, R (1,8) OBP: 0.322, SLG: 0.381	G5-4-3		1B	BB			L7		K	3	0	0	0	1	1	1					
Don Zimmer, R (1,5) OBP: 0.307, SLG: 0.293	K			WP	1B		6-3		F8	4	0	1	0	0	1	0					
Mike Brumley, L (1,2) OBP: 0.260, SLG: 0.252			1B	IBB			F9		5-3	3	1	1	0	1	0	0					
Bennie Daniels, L (1,1) Joe Cunningham, L (7,PH) Steve Plets, L (7,1) Marshall Bridges, L (7,1) Jim King, L (9,PH) Ed Brinkman, R (9,PH)			1-4	K			4-3		1B	2	0	0	0	0	1	4					
Inning Stats	R: 0 E: 0 K: 1 S: 6	H: 1 LOB: 1 BB: 0 P: 6	R: 0 E: 0 K: 1 S: 5	H: 1 LOB: 0 BB: 0 P: 5	R: 1 E: 0 K: 1 S: 7	H: 3 LOB: 1 BB: 0 P: 7	R: 0 E: 0 K: 1 S: 6	H: 1 LOB: 3 BB: 2 P: 14	R: 1 E: 0 K: 0 S: 3	H: 0 LOB: 0 BB: 0 P: 3	R: 0 E: 0 K: 0 S: 3	H: 1 LOB: 0 BB: 0 P: 3	R: 1 E: 0 K: 1 S: 6	H: 1 LOB: 0 BB: 0 P: 6	R: 0 E: 0 K: 0 S: 4	H: 1 LOB: 1 BB: 0 P: 4	1B: 10 2B: 2 3B: 0 HR: 1	SF: 0 SAC: 0 DP: 3 HBP: 0	WP: 1 PB: 0 SB: 0 CS: 0	PA: 37	
PITCHER	IP	WLS	BF	H	R	ER	SO	BB	IBB	HBP	BLK	WP	HR	S	P	ERA	WHIP				
Mudcat Grant, R (1,1) ERA: 3.56	7.1	W	31	11	3	3	5	1	1	0	0	1	1	39	47	3.68	1.636				
Bill Plets, L (8,1) ERA: 2.72	0.1		1	0	0	0	0	0	0	0	0	0	0	1	1	0.00	0.000				
Al Worthington, R (8,1) ERA: 2.05	1.1	S	5	1	0	0	1	0	0	0	0	0	0	7	7	0.00	0.750				

Washington Senators @ Minnesota Twins
Metropolitan Stadium, Bloomington, MI
Tue Aug 03 1965, 8:05 PM EDT
Unknown - 80 F

AB	35
R	3
H	12
RBI	3
BB	2
SO	6
LOB	13



Batter	1	2	3	4	5	6	7	8	9	AB	R	H	RBI	BB	SO	LOB	BOTTOM				
Zoilo Versalles, R (1,6) OBP: 0.281, SLG: 0.406	5-3		6-3	4-3			E5			4	0	0	0	0	0	1					
Sandy Valdespino, L (1,9) OBP: 0.338, SLG: 0.331 Joe Nosssek, R (7,PH) OBP: 0.299, SLG: 0.304	E		1B	2B			1-3		P4	3	1	2	0	0	0	0					
Tony Oliva, L (1,8) OBP: 0.353, SLG: 0.489	F8			1B			L9		6-3	4	0	1	1	0	0	2					
Bob Allison, R (1,7) OBP: 0.372, SLG: 0.472	E5		1-3				1-3			4	0	0	0	0	1	2					
Don Mincher, L (1,3) OBP: 0.328, SLG: 0.584	P6			HR						3	1	1	1	1	1	2					
Earl Battey, R (1,2) OBP: 0.394, SLG: 0.438		4-3		P3					F8	3	0	0	0	1	0	0					
Rich Rollins, R (1,5) OBP: 0.306, SLG: 0.342		F5		F7			G5-4-3			3	0	0	0	0	0	1					
Frank Quilici, R (1,4) OBP: 0.310, SLG: 0.277		5-3			2B				FC3-6	3	1	2	0	0	0	0					
Mudcat Grant, R (1,1) OBP: 0.250, SLG: 0.246 Bill Plets, L (8,1) Al Worthington, R (8,1) OBP: 0.125, SLG: 0.125			F9						FC3-6	3	1	1	1	0	0	1					
Inning Stats	R: 0 E: 1 K: 0 S: 5	H: 1 LOB: 2 BB: 0 P: 5	R: 0 E: 0 K: 0 S: 3	H: 0 LOB: 0 BB: 0 P: 3	R: 1 E: 0 K: 0 S: 5	H: 2 LOB: 1 BB: 0 P: 5	R: 2 E: 0 K: 0 S: 6	H: 3 LOB: 1 BB: 0 P: 6	R: 0 E: 0 K: 0 S: 3	H: 0 LOB: 0 BB: 0 P: 3	R: 0 E: 0 K: 0 S: 1	H: 0 LOB: 0 BB: 2 P: 9	R: 1 E: 1 K: 0 S: 5	H: 1 LOB: 1 BB: 0 P: 5	R: 0 E: 0 K: 2 S: 7	H: 0 LOB: 0 BB: 0 P: 7	1B: 4 2B: 2 3B: 0 HR: 1	SF: 0 SAC: 0 DP: 1 HBP: 0	WP: 0 PB: 0 SB: 0 CS: 1	PA: 33	
PITCHER	IP	WLS	BF	H	R	ER	SO	BB	IBB	HBP	BLK	WP	HR	S	P	ERA	WHIP				
Bennie Daniels, R (1,1) ERA: 4.58	6.0	L	25	6	3	3	0	2	0	0	0	0	1	23	31	4.50	1.333				
Steve Ritzlik, R (7,1) ERA: 4.8	0.1		3	1	1	0	0	0	0	0	0	0	0	3	3	0.00	3.000				
Marshall Bridges, L (7,1) ERA: 2.0	1.2		5	0	0	0	2	0	0	0	0	0	0	9	9	0.00	0.000				

Washington Senators @ Minnesota Twins
Metropolitan Stadium, Bloomington, MI
Tue Aug 03 1965, 8:05 PM EDT
Unknown - 80 F

AB	31
R	4
H	7
RBI	3
BB	2
SO	2
LOB	10



Batter	1	2	3	4	5	6	7	8	9	AB	R	H	RBI	BB	SO	LOB	TOP				
Don Blasingame, L (1.4) OBP: 0.276, SLG: 0.298 Ed Brinkman, R (7.6) OBP: 0.246, SLG: 0.259	F5		L9		SF8 2B 1B		F9		F5	4	1	1	0	0	0	0					
Ken Hamlin, R (1.6) OBP: 0.356, SLG: 0.390	P4		G3		SF8 1-2 3-H		F3			3	0	0	1	0	0	0					
Jim King, L (1.9) OBP: 0.324, SLG: 0.413	4-3				SF7 3B 2-H					3	1	2	1	1	0	0					
Dick Nen, L (1.3) OBP: 0.379, SLG: 0.436		G3			SF7 3-H		4-3			3	0	0	1	0	0	2					
Ken McMullen, R (1.7) OBP: 0.301, SLG: 0.414		BB 1B			1-3		5-3		K	4	0	1	0	0	1	0					
Don Zimmer, R (1.5) OBP: 0.305, SLG: 0.297 Woodie Held, R (8.7) OBP: 0.357, SLG: 0.455		K			1B		E6 1B 1B		K	4	0	1	0	0	2	1					
Don Lock, R (1.8) OBP: 0.322, SLG: 0.378		1-2 BB			K		1B		K	3	0	1	0	1	2	1					
Mike Brumley, L (1.2) OBP: 0.266, SLG: 0.259		G3					1B SF8 SH3-4 1B		K	4	1	2	0	0	1	2					
Buster Narum, R (1.1) OBP: 0.083, SLG: 0.118 Howie Koplitz, R (6.1) OBP: 0.115, SLG: 0.115 Marshall Bridges, S (9.1) OBP: 0.200, SLG: 0.600			P6		SH3-4 1-2		K		K	2	0	0	0	0	1	2					
Inning Stats	R: 0 E: 0 K: 0 S: 3	H: 0 LOB: 0 BB: 0 P: 3	R: 0 E: 0 K: 1 S: 6	H: 1 LOB: 2 BB: 1 P: 10	R: 0 E: 0 K: 0 S: 3	H: 0 LOB: 0 BB: 0 P: 3	R: 1 E: 0 K: 1 S: 7	H: 2 LOB: 1 BB: 0 P: 7	R: 2 E: 0 K: 0 S: 6	H: 3 LOB: 1 BB: 0 P: 6	R: 0 E: 1 K: 0 S: 7	H: 2 LOB: 2 BB: 0 P: 7	R: 0 E: 0 K: 3 S: 9	H: 0 LOB: 0 BB: 0 P: 9	R: 0 E: 0 K: 2 S: 7	H: 0 LOB: 0 BB: 0 P: 7	1B: 6 2B: 1 3B: 1 HR: 0	SF: 2 SAC: 1 DP: 0 HBP: 0	WP: 0 PB: 0 CS: 0	PA: 37	
PITCHER	IP	WLS	BF	H	R	ER	SO	BB	IBB	HBP	BLK	WP	HR	S	P	ERA	WHIP				
Jim Perry, R (1.1) ERA: 2.58	4.2		21	6	3	3	2	1	0	0	0	0	0	24	28	5.79	1.500				
Bill Plets, L (5.1) ERA: 2.7	0.1		1	0	0	0	0	0	0	0	0	0	0	1	1	0.00	0.000				
Gary Roggenburk, L (6.1) ERA: 1.52	1.0		5	2	0	0	1	0	0	0	0	0	0	7	7	0.00	2.000				
Dick Stigman, L (7.1) ERA: 5.03	3.0	W	10	0	0	0	5	1	0	0	0	0	0	19	23	0.00	0.333				

Washington Senators @ Minnesota Twins
 Metropolitan Stadium, Bloomington, MI
 Wed Aug 04 1965, 8:05 PM EDT
 Att: 15,812 - Unknown - 78 F

AB	32
R	3
H	8
RBI	3
BB	2
SO	8
LOB	8



Batter	1	2	3	4	5	6	7	8	9	AB	R	H	RBI	BB	SO	LOB	BOTTOM					
Zoilo Versalles, R (1.6) OBP: 0.282, SLG: 0.409	F3		K		1B 1-2 BB		P5		1B 1B BB	3	1	0	0	2	1	4						
Tony Oliva, L (1.9) OBP: 0.353, SLG: 0.485	1-3				F5		F8		1B 1B 1B	5	0	2	0	0	0	0						
Jimmie Hall, L (1.8) OBP: 0.355, SLG: 0.522	L9				E 1B		3-1		K 1-2 3-H 1B	5	1	2	1	0	1	3						
Bob Allison, R (1.7) OBP: 0.366, SLG: 0.473		F8			F8		K		K HR	4	1	1	1	0	1	1						
Don Mincher, L (1.3) OBP: 0.324, SLG: 0.571		5-3			E4 1-H 2B		FC1-5 SH5-3 BB		4-3	3	0	1	1	1	0	0						
Earl Battey, R (1.2) OBP: 0.387, SLG: 0.429		F3			6-3		SH5-3		1-3	3	0	0	0	0	0	1						
Rich Rollins, R (1.5) OBP: 0.311, SLG: 0.346					F1		FC5-4 1B		WP FC1-5 HBP	2	0	1	0	1	0	0						
Frank Quilici, R (1.4) OBP: 0.291, SLG: 0.260					F7		F3		FC1-5 WP	4	0	0	0	0	0	4						
Jim Perry, S (1.1) OBP: 0.179, SLG: 0.222 Bill Plets, L (5.1) ERA: 4.38 Sandy Valdespino, L (5.1) OBP: 0.333, SLG: 0.526 Gary Roggenburk, R (6.1) OBP: 0.356, SLG: 0.391 Joe Nosske, R (7.1) OBP: 0.266, SLG: 0.301 Dick Stigman, R (9.1) OBP: 0.288, SLG: 0.301					1B		FC5-4 1B BB		1-2 2-3 BB	1	0	1	0	0	0	0						
Inning Stats	R: 0 E: 0 K: 0 S: 3	H: 0 LOB: 0 BB: 0 P: 3	R: 0 E: 0 K: 0 S: 3	H: 0 LOB: 0 BB: 0 P: 3	R: 0 E: 0 K: 1 S: 6	H: 1 LOB: 1 BB: 0 P: 6	R: 1 E: 1 K: 0 S: 5	H: 2 LOB: 1 BB: 0 P: 5	R: 0 E: 0 K: 0 S: 5	H: 2 LOB: 3 BB: 1 P: 9	R: 1 E: 0 K: 0 S: 4	H: 1 LOB: 2 BB: 2 P: 13	R: 0 E: 0 K: 2 S: 7	H: 0 LOB: 0 BB: 0 P: 7	R: 0 E: 0 K: 0 S: 3	H: 0 LOB: 1 BB: 1 P: 7	R: 2 E: 0 K: 0 S: 3	H: 3 LOB: 2 BB: 1 P: 7	1B: 6 2B: 1 3B: 0 HR: 2	SF: 0 SAC: 1 DP: 0 HBP: 1	WP: 1 PB: 0 CS: 0	PA: 39
PITCHER	IP	WLS	BF	H	R	ER	SO	BB	IBB	HBP	BLK	WP	HR	S	P	ERA	WHIP					
Buster Narum, R (1.1) ERA: 4.38	5.1		25	6	2	2	1	2	0	1	0	0	1	24	33	3.38	1.500					
Howie Koplitz, R (6.1) ERA: 4.86	2.2	L	12	1	2	2	2	3	0	0	0	1	1	13	25	6.75	1.500					
Marshall Bridges, L (9.1) ERA: 2.0	0.0		2	2	0	0	0	0	0	0	0	0	0	2	2	*	*					

Washington Senators @ Minnesota Twins
 Metropolitan Stadium, Bloomington, MI
 Wed Aug 04 1965, 8:05 PM EDT
 Att: 15,812 - Unknown - 78 F

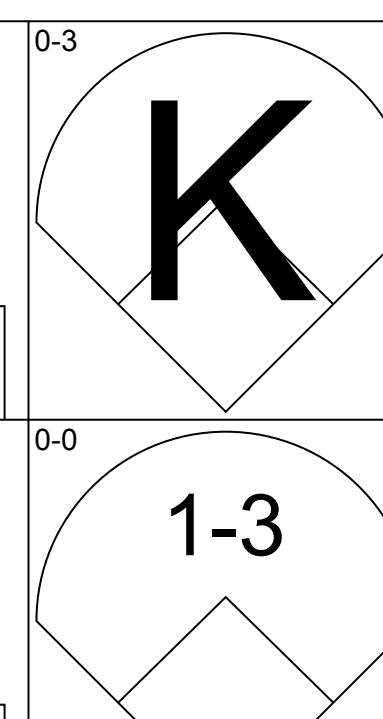
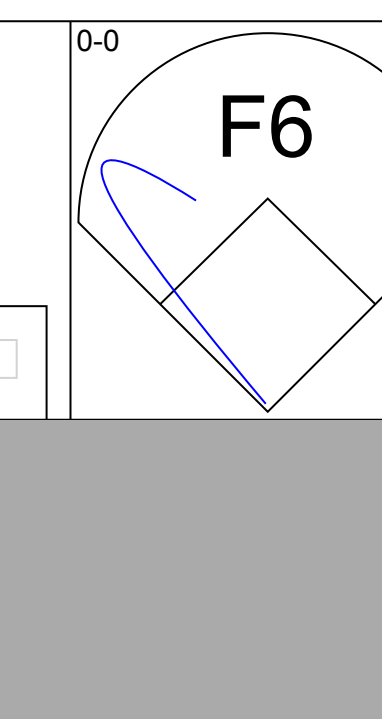
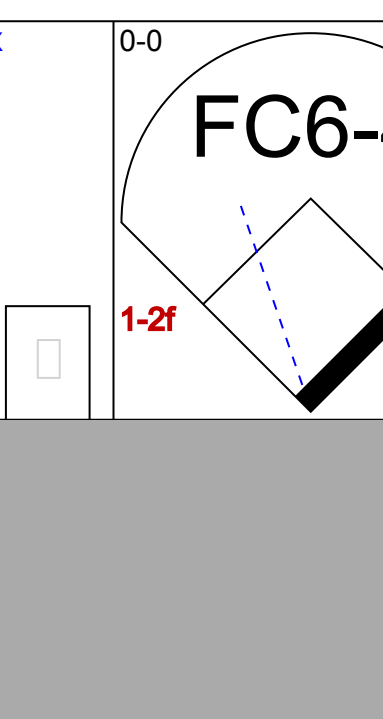
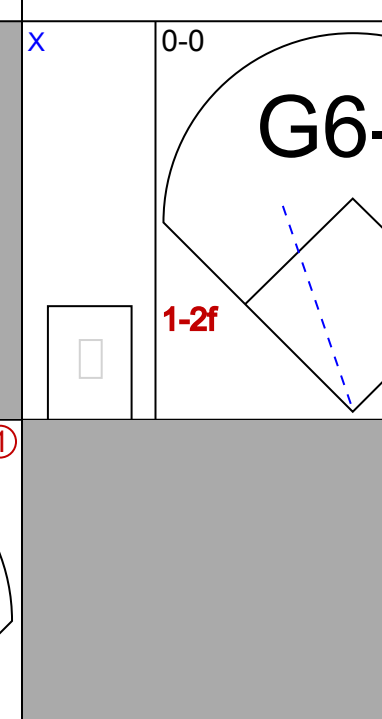
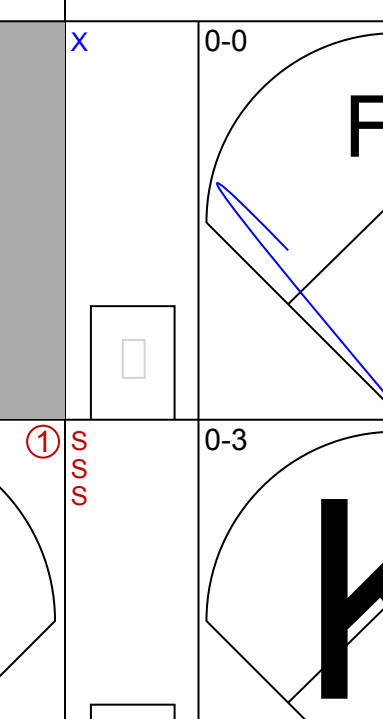
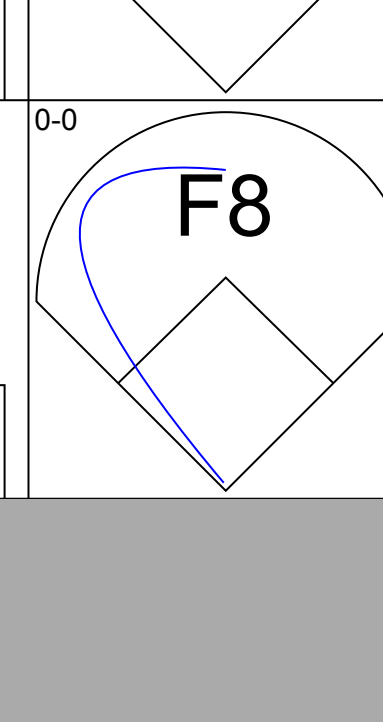
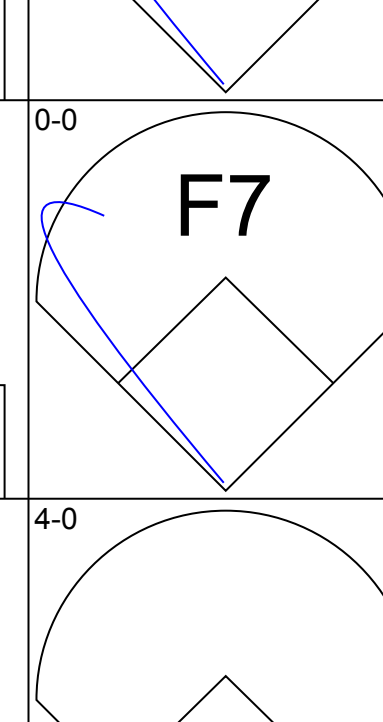
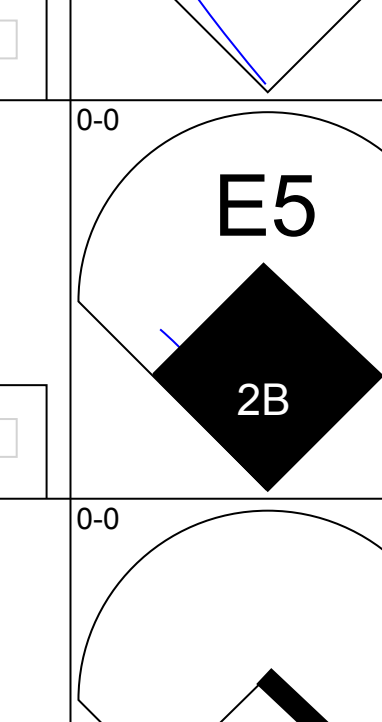
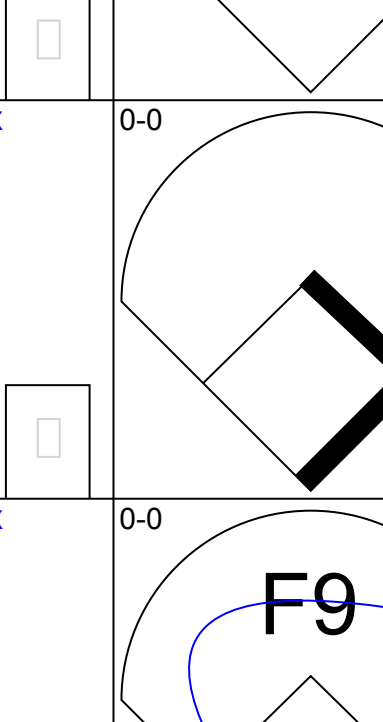


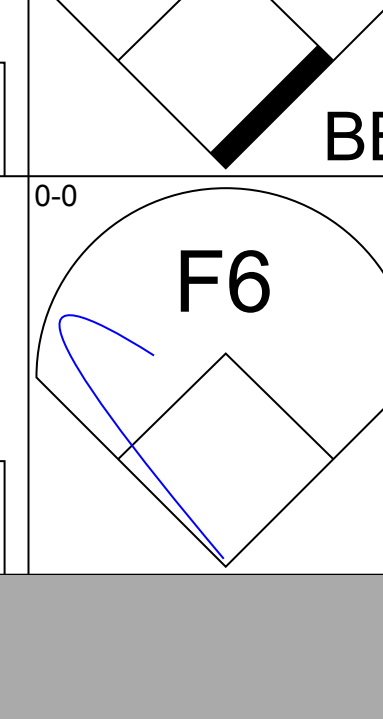
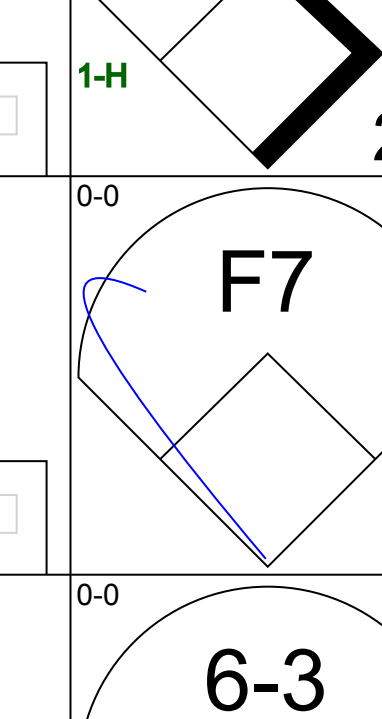
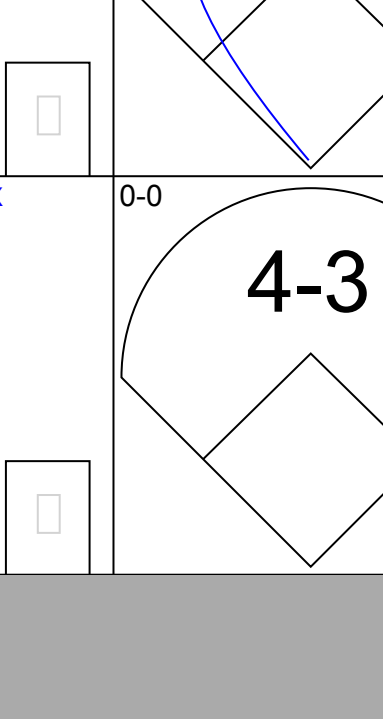
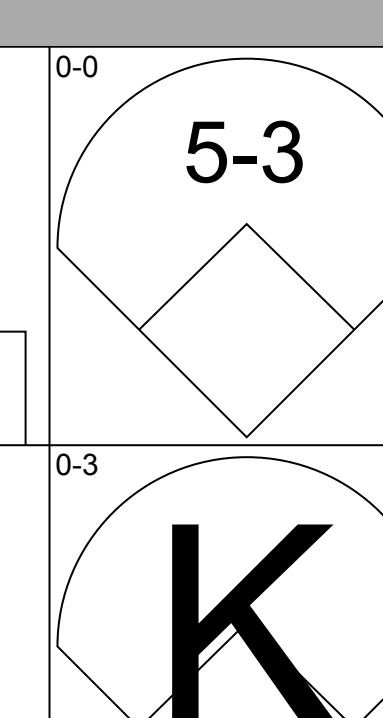
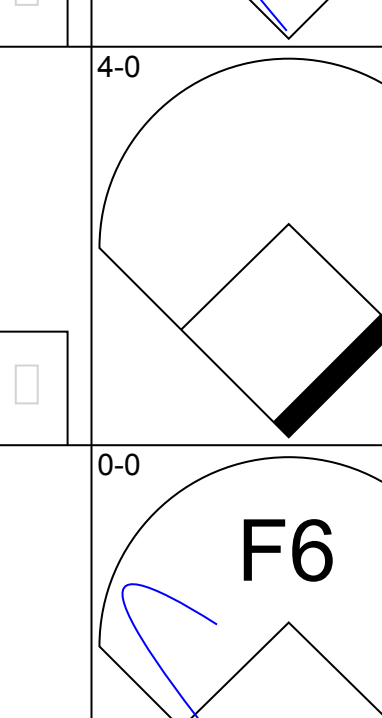
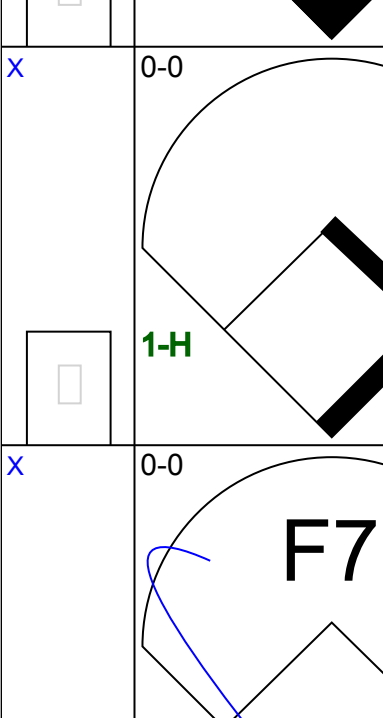
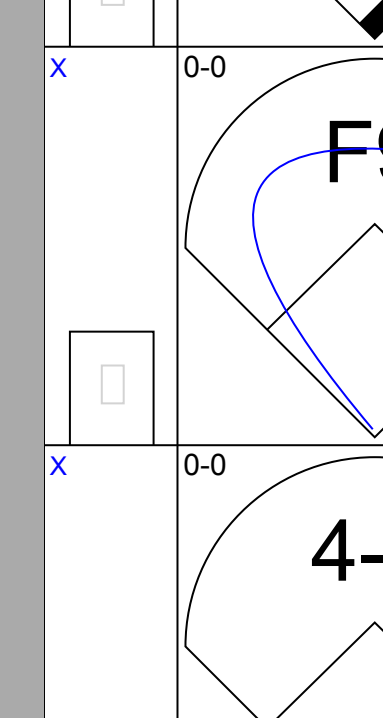
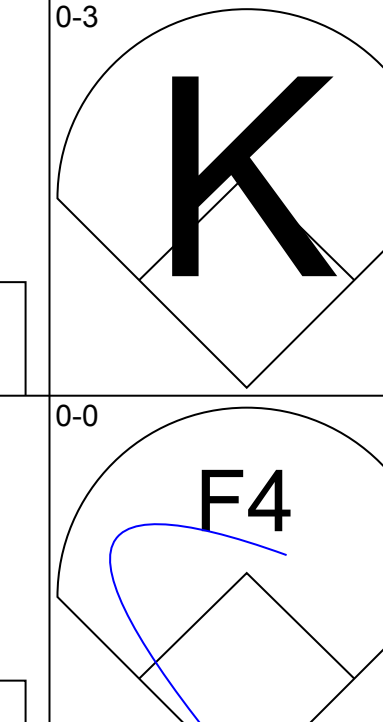
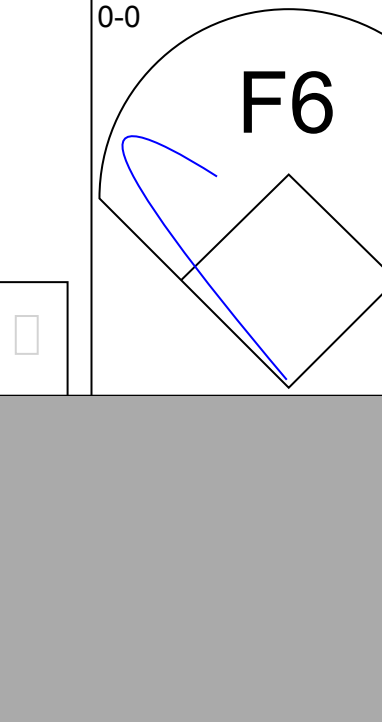
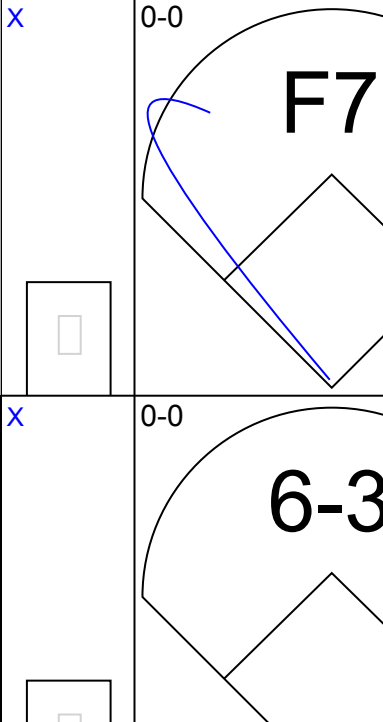
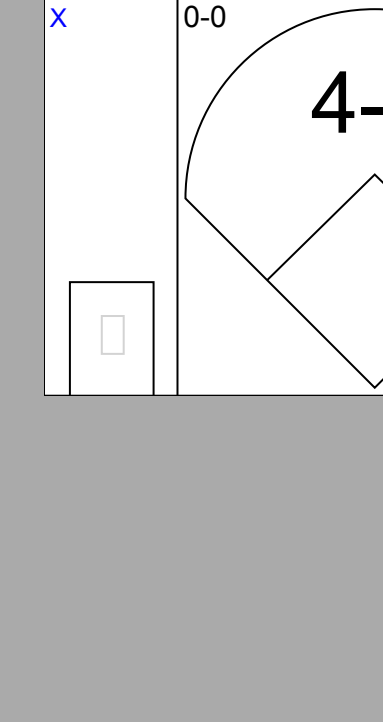

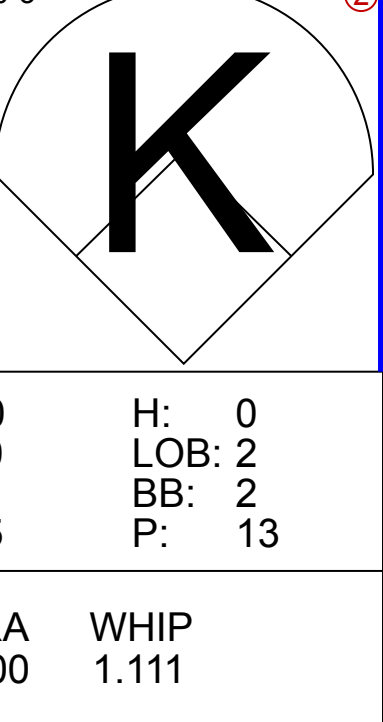
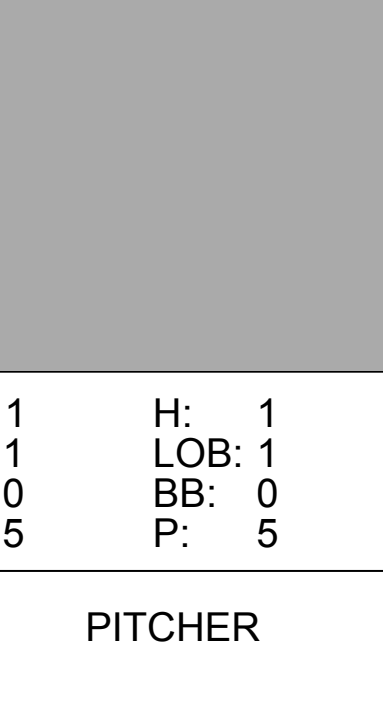
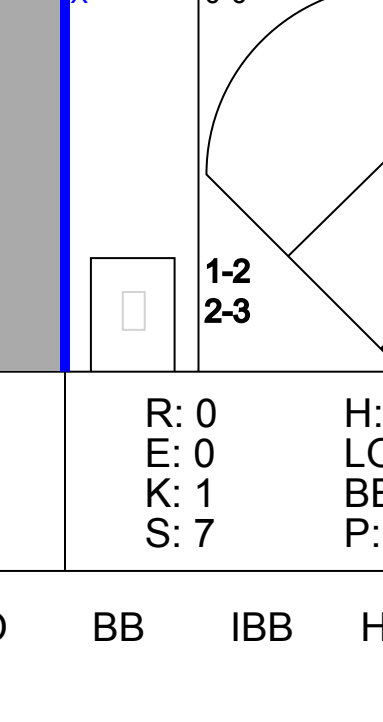
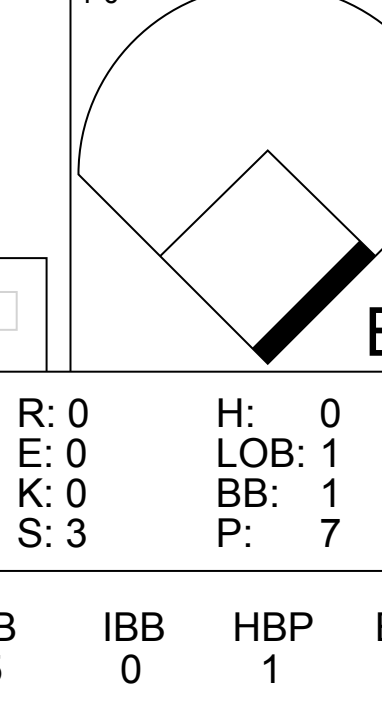
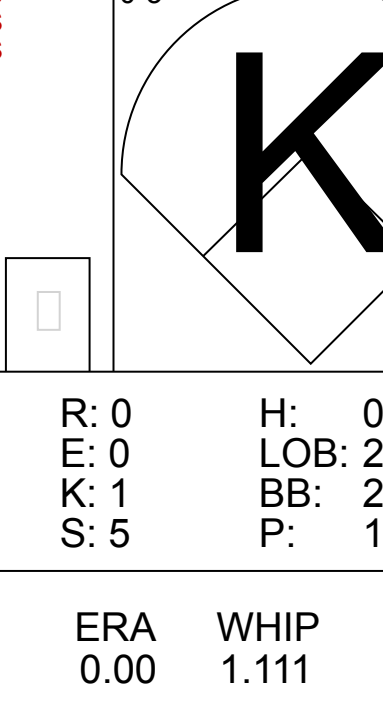
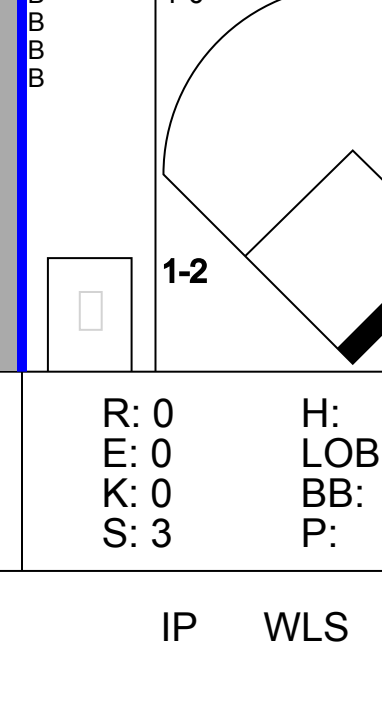
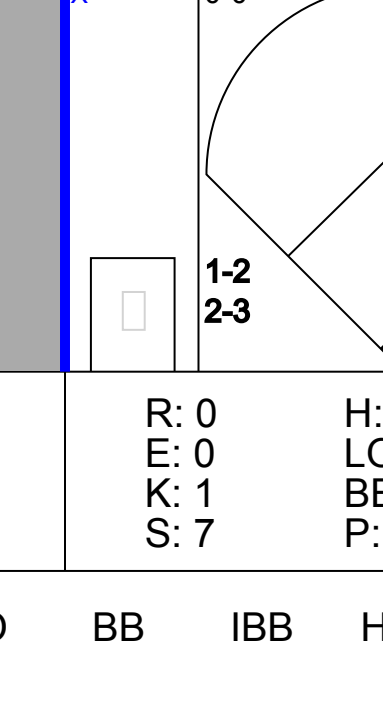
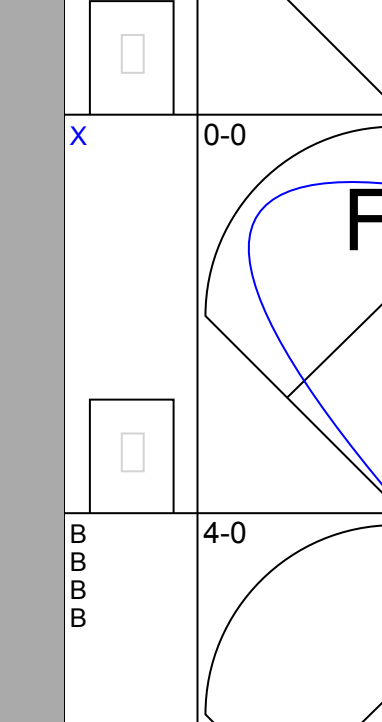
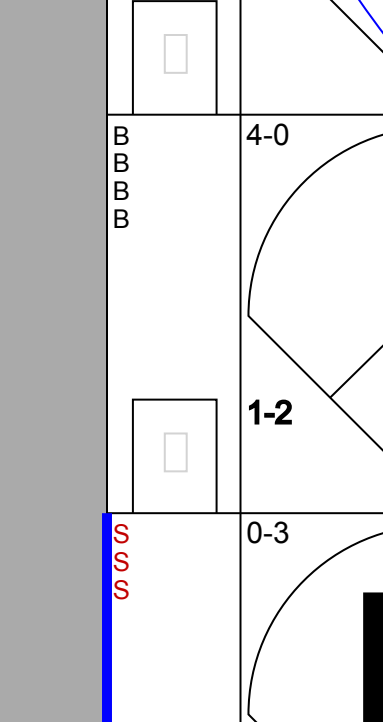
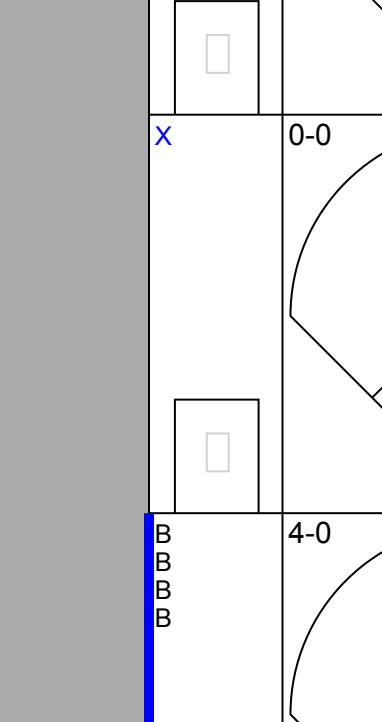
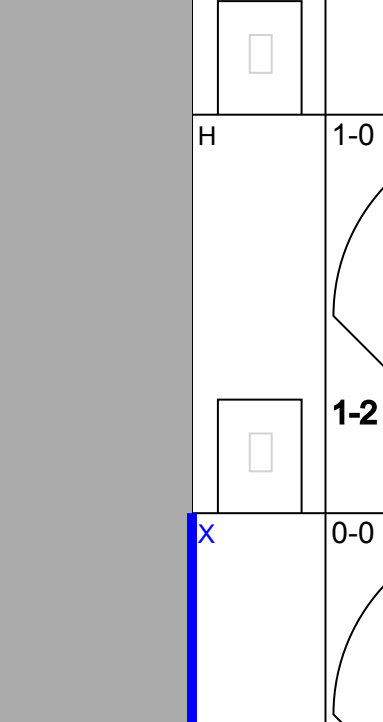
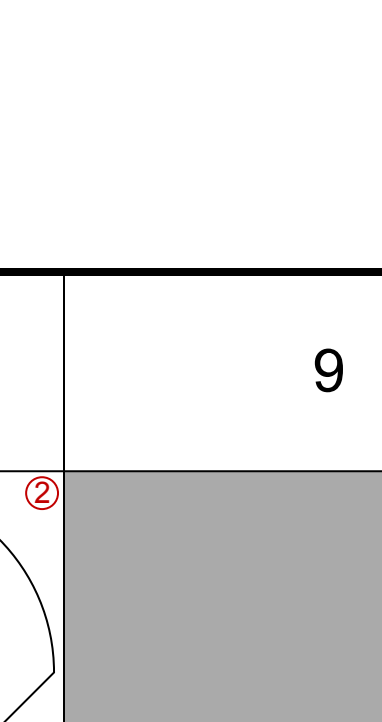
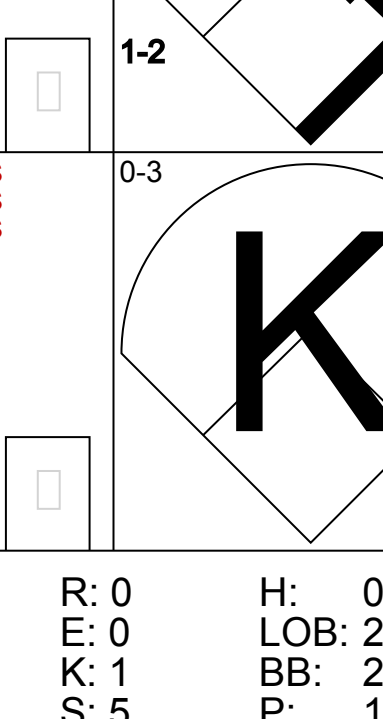

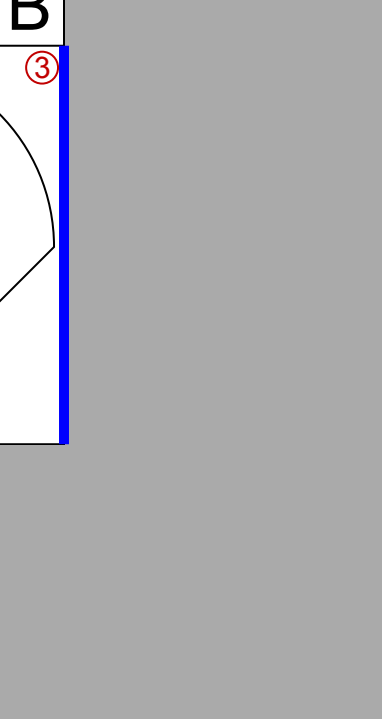
AB	32
R	4
H	9
RBI	4
BB	5
SO	3
LOB	14

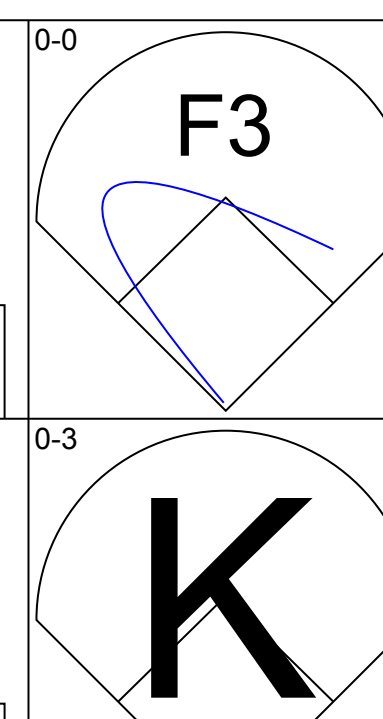
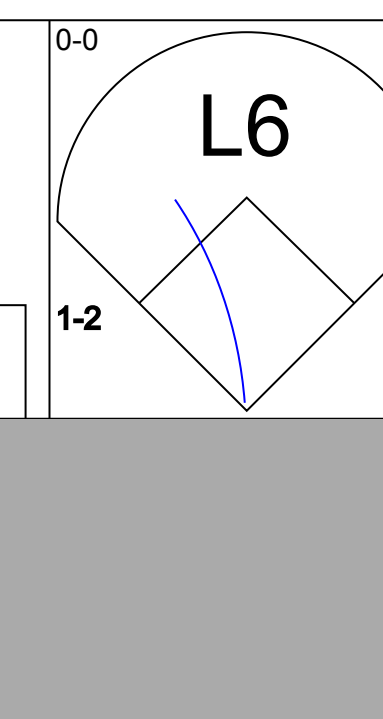
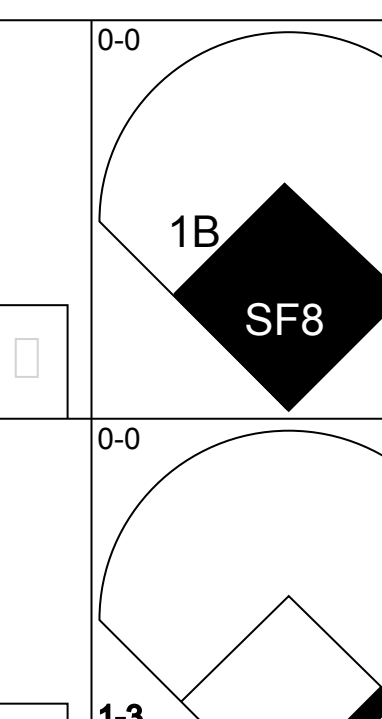
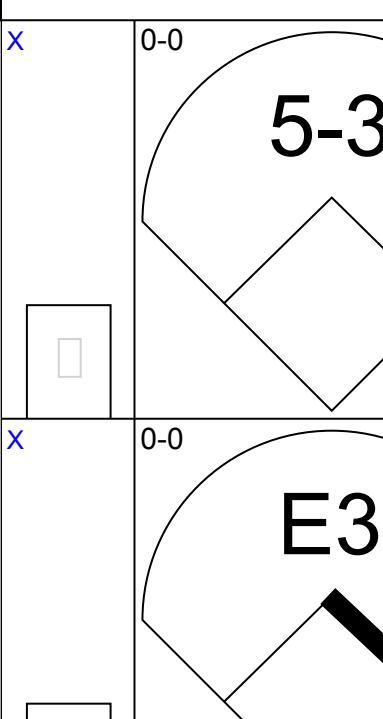
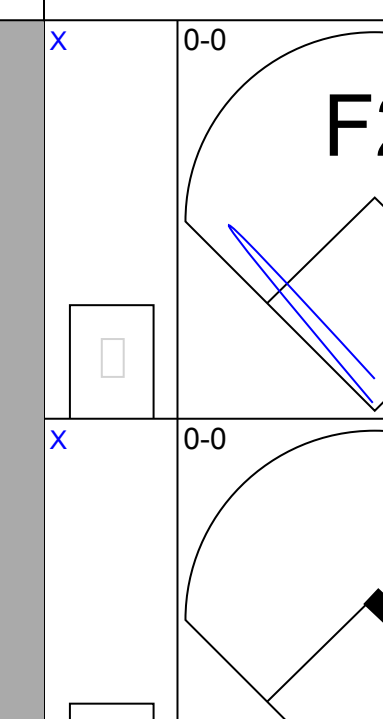
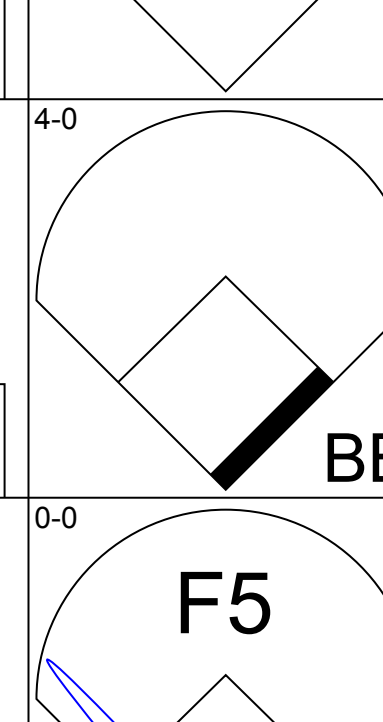
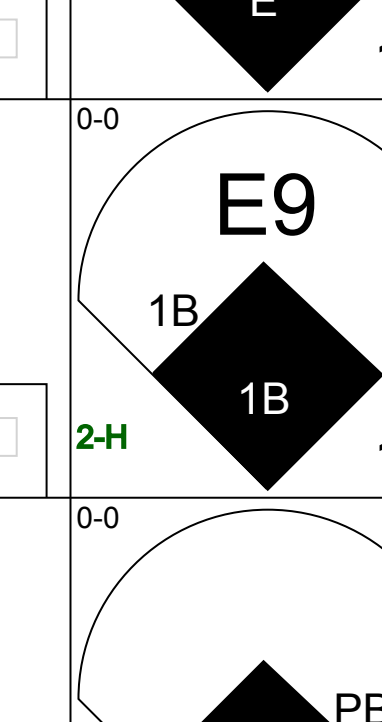
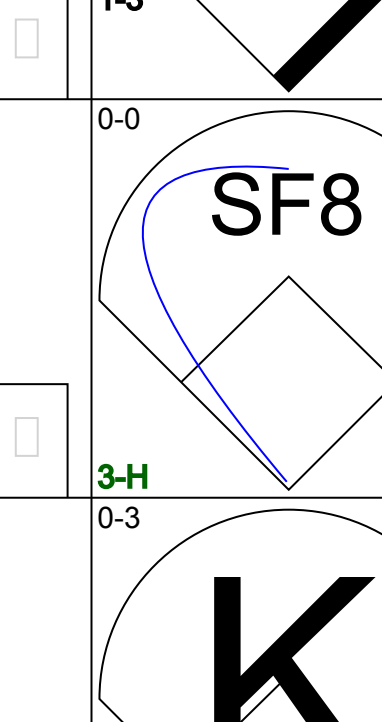
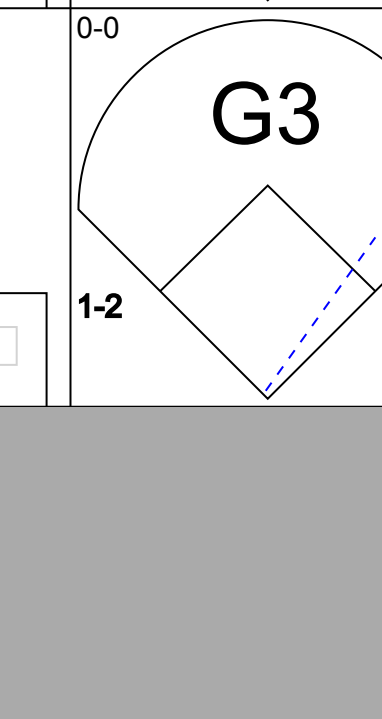
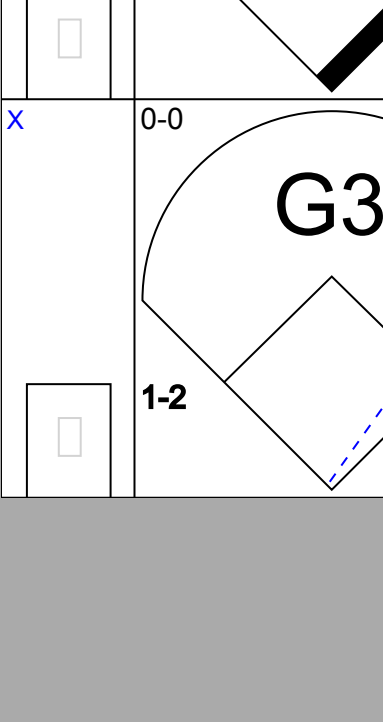
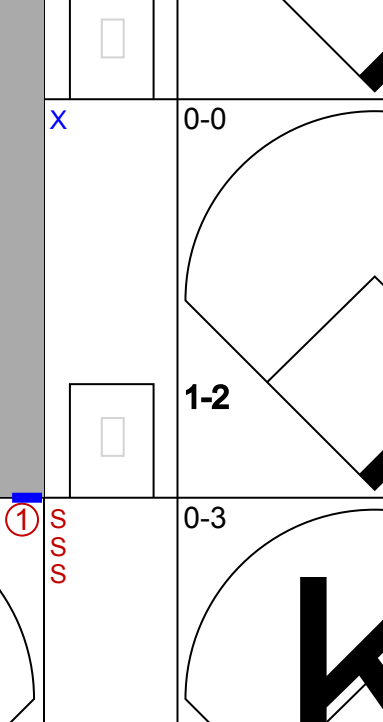
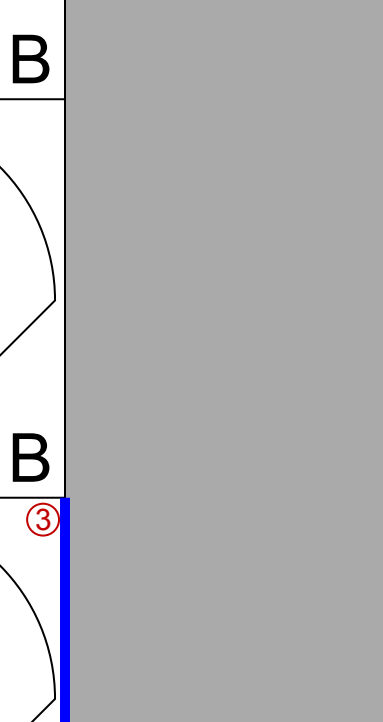

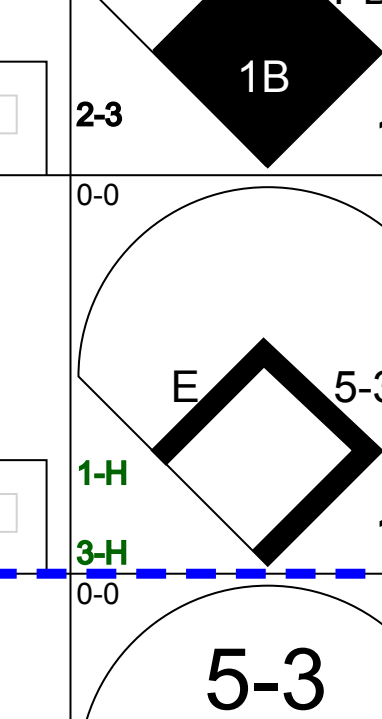
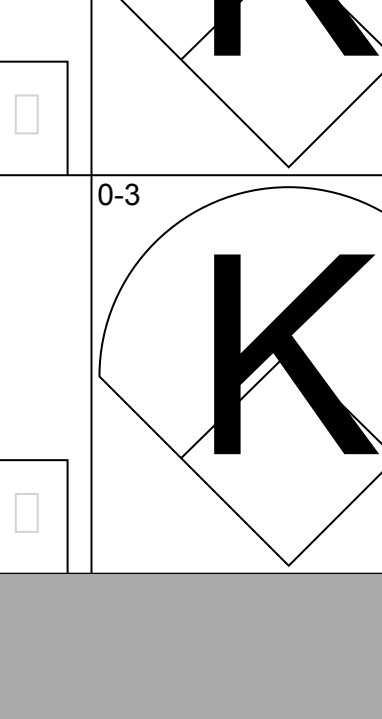


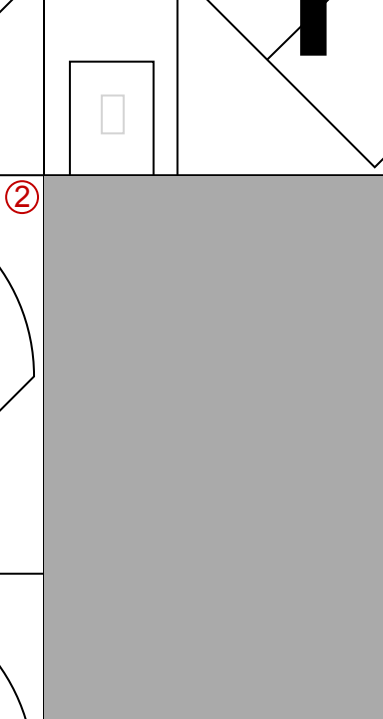

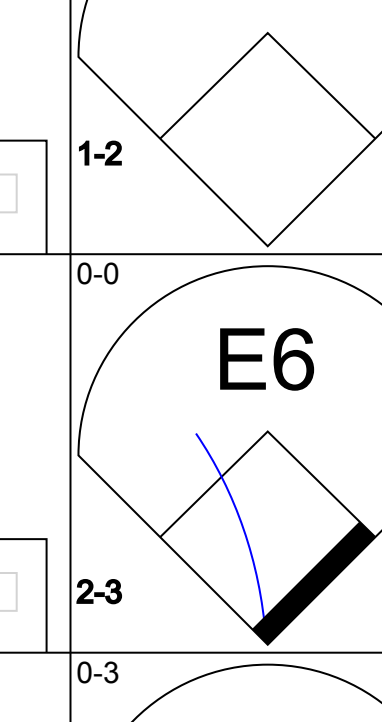
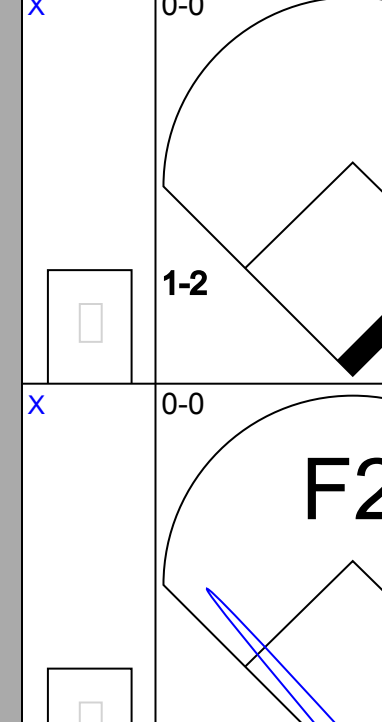

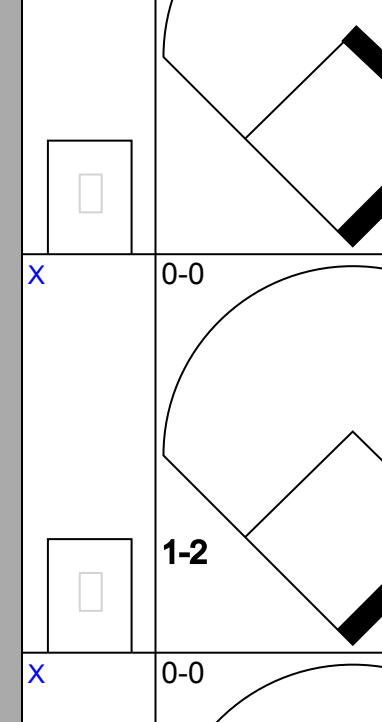
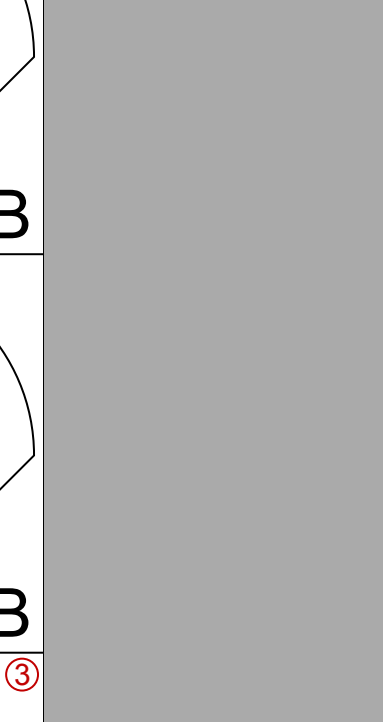






Batter	1	2	3	4	5	6	7	8	9	AB	R	H	RBI	BB	SO	LOB	TOP					
Joe Cunningham, L (1,3) OBP: 0.374, SLG: 0.325	5-3		5-3							4	1	2	1	0	0	0	Washington Senators @ Minnesota Twins Metropolitan Stadium, Bloomington, MI Thu Aug 05 1965, 4:33 AM EDT Att: 7,773 - Unknown - 84 F					
Ken Hamlin, R (1,4) OBP: 0.363, SLG: 0.412	1B			HR		HR 1B	3H 2B			4	2	3	1	0	1	1						
Woodie Held, R (1,9) (8,8) OBP: 0.355, SLG: 0.466	P4			4-3		HR		F9		4	1	1	3	0	0	1						
Frank Howard, R (1,7) OBP: 0.356, SLG: 0.499	K			2B		6-3		FC6-4 BB		3	0	1	0	1	1	1						
Don Lock, R (1,8) OBP: 0.319, SLG: 0.375			K	E5		K		F9		3	0	0	0	0	2	1						
Jim King, L (8,PH) OBP: 0.323, SLG: 0.411				G5-4-3		K				1	0	0	0	0	0	1						
Don Zimmer, R (1,5) OBP: 0.298, SLG: 0.290	K			G5-4-3		K		FC6-4		4	0	0	0	0	2	3						
Doug Camilli, R (1,2) OBP: 0.266, SLG: 0.301										3	0	0	0	0	1	0						
Mike Brumley, L (9,PH) OBP: 0.264, SLG: 0.257	4-3					K		L3		1	0	0	0	0	0	0						
Ed Brinkman, R (1,6) OBP: 0.247, SLG: 0.263						4-3				3	1	1	0	0	1	0						
Willie Kirkland, L (9,PH) OBP: 0.280, SLG: 0.448				K				3-1 2B 2B		1	0	0	0	0	1	0						
Pete Richert, L (1,1) OBP: 0.269, SLG: 0.150										0	0	0	0	0	0	0						
Steve Ritzik, R (2,1) OBP: 0.154, SLG: 0.231										1	0	0	0	0	0	0						
Ryne Duren, R (4,1) ERA: 5.05										0	0	0	0	0	0	0						
Don Blasingame, L (5,PH) OBP: 0.320, SLG: 0.444										0	0	0	0	0	0	0						
Frank Kreuzer, R (5,1) OBP: 0.320, SLG: 0.444										0	0	0	0	0	0	0						
Ken McMullen, R (7,PH) OBP: 0.320, SLG: 0.444										1	0	0	0	0	0	1						
Ron Kline, R (7,1) OBP: 0.320, SLG: 0.444										0	0	0	0	0	0	0						
Dick Nen, L (9,PH) OBP: 0.320, SLG: 0.444										1	0	0	0	0	0	0						
Inning Stats	R: 0 E: 0 K: 1 S: 6	H: 1 LOB: 1 BB: 0 P: 6	R: 0 E: 0 K: 2 S: 7	H: 0 LOB: 0 BB: 0 P: 7	R: 0 E: 0 K: 1 S: 5	H: 0 LOB: 0 BB: 0 P: 5	R: 1 E: 1 K: 0 S: 5	H: 2 LOB: 1 BB: 0 P: 5	R: 0 E: 0 K: 1 S: 5	H: 0 LOB: 0 BB: 0 P: 5	R: 3 E: 0 K: 2 S: 10	H: 3 LOB: 0 BB: 0 P: 10	R: 1 E: 0 K: 1 S: 7	H: 2 LOB: 1 BB: 0 P: 7	R: 0 E: 0 K: 0 S: 3	H: 0 LOB: 1 BB: 1 P: 7	R: 0 E: 0 K: 1 S: 5	H: 0 LOB: 0 BB: 0 P: 5	1B: 3 2B: 3 3B: 0 HR: 2	SF: 0 SAC: 0 DP: 1 HBP: 0	WP: 0 PB: 0 SB: 0 CS: 0	PA: 36
PITCHER	IP WLS BF H R ER SO BB IBB HBP BLK WP HR S P ERA WHIP																					
Jim Kaat, L (1,1) ERA: 2.95	6.2 W 28	8 5 5 7 0 0 0 0 0 0 0 2 42 42	6.75 1.200																			
Johnny Klippstein, R (7,1) ERA: 2.95	2.1 S 8	0 0 0 2 1 0 0 0 0 0 0 0 11 15	0.00 0.429																			

Batter	1	2	3	4	5	6	7	8	9	AB	R	H	RBI	BB	SO	LOB	BOTTOM			
Zoilo Versalles, R (1,6) OBP: 0.281, SLG: 0.413	G3	K		K		HR		K		5	1	1	1	0	3	2	Washington Senators @ Minnesota Twins Metropolitan Stadium, Bloomington, MI Thu Aug 05 1965, 4:33 AM EDT Att: 7,773 - Unknown - 84 F			
Rich Rollins, R (1,5) OBP: 0.312, SLG: 0.350	F7	K		F9		BB 1B				5	0	2	0	0	1	2				
Jerry Kindall, R (9,5) OBP: 0.268, SLG: 0.301								2B		0	0	0	0	0	0	0				
Tony Oliva, L (1,9) OBP: 0.356, SLG: 0.484	4-3		1-3			3B 1B		FC5-4		3	1	1	0	2	0	0				
Bob Allison, R (1,3) (8,7) OBP: 0.369, SLG: 0.480		2B 1B	HR 1B	1-1 3B		F2		FC5-4		4	2	2	1	1	0	4				
Earl Battey, R (1,2) OBP: 0.385, SLG: 0.430										4	1	1	1	0	0	4				
Jerry Zimmerman, R (8,2) OBP: 0.257, SLG: 0.258	E WP 2B	F8	F8	FC6-4						0	0	0	0	0	0	0				
Jimmie Hall, L (1,7) (8,8) OBP: 0.354, SLG: 0.519	E3 1B WP PB 2-3		HR 1B			P5		F9		4	2	1	0	0	0	1				
Joe Nosssek, R (1,8) OBP: 0.276, SLG: 0.349										3	1	2	3	0	0	0				
Don Mincher, L (7,PH) OBP: 0.323, SLG: 0.568	F8 PB 1-3 3-H	1B	HR			P6		F9		1	0	0	0	0	0	0				
Frank Quilici, R (1,4) OBP: 0.289, SLG: 0.273	F8 1-3 3-H			2B		4-3		F8		4	0	1	0	0	0	1				
Jim Kaat, L (1,1) OBP: 0.246, SLG: 0.262										2	0	0	0	1	2	1				
Johnny Klippstein, R (7,1) ERA: 2.19				K				K		1	0	0	0	0	1	0				
Inning Stats	R: 0 E: 0 K: 0 S: 3	H: 0 LOB: 0 BB: 0 P: 3	R: 3 E: 1 K: 2 S: 11	H: 3 LOB: 2 BB: 1 P: 15	R: 3 E: 0 K: 1 S: 8	H: 3 LOB: 1 BB: 1 P: 12	R: 1 E: 0 K: 1 S: 7	H: 2 LOB: 1 BB: 0 P: 7	R: 0 E: 0 K: 0 S: 3	H: 0 LOB: 0 BB: 0 P: 3	R: 1 E: 0 K: 1 S: 7	H: 2 LOB: 2 BB: 1 P: 11	R: 0 E: 0 K: 0 S: 3	H: 0 LOB: 0 BB: 0 P: 3	R: 0 E: 0 K: 2 S: 8	H: 1 LOB: 2 BB: 1 P: 12	1B: 5 2B: 3 3B: 1 HR: 2	SF: 0 SAC: 0 DP: 0 HBP: 0	WP: 1 PB: 1 SB: 0 CS: 0	PA: 40
PITCHER	IP WLS BF H R ER SO BB IBB HBP BLK WP HR S P ERA WHIP																			
Pete Richert, L (1,1) ERA: 2.81	1.1 L 9	3 3 3 3 1 0 0 0 0 0 0 1 14 18	16.20 2.400																	
Steve Ritzik, R (2,1) ERA: 5.05	1.2 9	3 3 3 3 1 0 0 0 0 0 0 1 14 18	16.20 2.400																	
Ryne Duren, R (4,1) ERA: 5.26	1.0 5	2 1 1 1 1 0 0 0 0 0 0 0 7 7	9.00 2.000																	
Frank Kreuzer, L (5,1) ERA: 4.78	2.0 9	2 1 1 1 1 1 0 0 0 0 0 1 10 14	4.50 1.500																	
Ron Kline, R (7,1) ERA: 2.19	2.0 8	1 0 0 2 0 1 0 0 0 0 0 0 11 15	0.00 0.500																	



Batter	1	2	3	4	5	6	7	8	9	AB	R	H	RBI	BB	SO	LOB	TOP			
Joe Cunningham, L (1, 3) OBP: 0.364, SLG: 0.314										5	0	0	0	0	1	8	<p>Washington Senators @ Los Angeles Angels Dodger Stadium, Los Angeles, CA Fri Aug 06 1965, 7:05 PM PDT Att: 5,539 - Unknown</p> <p>livebaseballscorecards.com</p>			
Ken Hamlin, R (1, 4) OBP: 0.355, SLG: 0.402										5	0	0	0	0	1	3				
Woodie Held, R (1, 9) OBP: 0.353, SLG: 0.467										4	1	1	0	0	0	0				
Frank Howard, R (1, 7) OBP: 0.357, SLG: 0.500										3	0	1	1	1	0	1				
Don Lock, R (1, 8) OBP: 0.315, SLG: 0.370										4	0	0	0	0	1	3				
Don Zimmer, R (1, 5) OBP: 0.297, SLG: 0.285										3	0	0	0	1	0	1				
Doug Camilli, R (1, 2) OBP: 0.265, SLG: 0.299										4	0	1	0	0	0	1				
Ed Brinkman, R (1, 6) OBP: 0.253, SLG: 0.264										2	0	1	0	1	0	0				
Phil Ortega, R (1, 1) OBP: 0.333, SLG: 0.277										0	0	0	0	1	0	0				
Bennie Daniels, L (3, 1) OBP: 0.276, SLG: 0.143										0	0	0	0	0	0	0				
Ken McAuliffe, R (5, PH) OBP: 0.226, SLG: 0.412										1	0	0	0	0	1	2				
Ryne Duren, R (5, 1) OBP: 0.296, SLG: 0.300										0	0	0	0	0	0	0				
Don Blasingame, L (7, PH) OBP: 0.312, SLG: 0.227										0	0	0	0	1	0	0				
Marshall Bridges, S (7, 1) OBP: 0.226, SLG: 0.300										0	0	0	0	0	0	0				
Mike Brumley, L (9, PH) OBP: 0.265, SLG: 0.262										1	0	1	0	0	0	0				
Inning Stats	R: 0 E: 0 K: 1 S: 5	H: 0 LOB: 0 BB: 0 P: 5	R: 0 E: 0 K: 1 S: 5	H: 0 LOB: 0 BB: 0 P: 5	R: 0 E: 0 K: 0 S: 3	H: 0 LOB: 1 BB: 1 P: 7	R: 0 E: 0 K: 0 S: 3	H: 0 LOB: 2 BB: 2 P: 13	R: 1 E: 1 K: 0 S: 5	H: 1 LOB: 1 BB: 0 P: 5	R: 0 E: 0 K: 0 S: 3	H: 1 LOB: 1 BB: 1 P: 7	R: 0 E: 0 K: 0 S: 4	H: 1 LOB: 0 BB: 0 P: 4	R: 0 E: 0 K: 1 S: 7	H: 2 LOB: 3 BB: 0 P: 8	1B: 3 2B: 2 3B: 0 HR: 0	SF: 0 SAC: 0 DP: 1 HBP: 1	WP: 0 PB: 0 CS: 0	PA: 38
PITCHER Marcelino Lopez, L (1, 1) ERA: 2.78	IP: 9.0 WLS: W BF: 38 H: 5 R: 1 ER: 0 SO: 4 BB: 5 IBB: 0 HBP: 1 BLK: 0 WP: 0 HR: 0 S: 40 P: 61 ERA: 0.00 WHIP: 1.111															PITCHER				

Batter	1	2	3	4	5	6	7	8	9	AB	R	H	RBI	BB	SO	LOB	BOTTOM			
Jose Cardenal, R (1, 8) OBP: 0.309, SLG: 0.385										5	1	1	0	0	0	1	<p>Washington Senators @ Los Angeles Angels Dodger Stadium, Los Angeles, CA Fri Aug 06 1965, 7:05 PM PDT Att: 5,539 - Unknown</p> <p>livebaseballscorecards.com</p>			
Al Spangler, L (1, 9) OBP: 0.310, SLG: 0.261										5	1	3	0	0	1	0				
Jim Fregosi, R (1, 6) OBP: 0.323, SLG: 0.424										3	1	2	2	1	0	1				
Willie Smith, L (1, 7) OBP: 0.299, SLG: 0.444										5	1	1	0	0	3	4				
Jim Piersall, R (9, 7) OBP: 0.259, SLG: 0.255										0	0	0	0	0	0	0				
Merritt Ranew, L (1, 2) OBP: 0.271, SLG: 0.308										4	1	2	2	0	1	1				
Vic Power, R (1, 3) OBP: 0.309, SLG: 0.368										4	1	2	0	0	0	1				
Bobby Knoop, R (1, 4) OBP: 0.307, SLG: 0.381										4	0	1	0	0	0	2				
Paul Schaal, R (1, 5) OBP: 0.295, SLG: 0.327										3	0	0	1	0	2	4				
Marcelino Lopez, R (1, 1) OBP: 0.218, SLG: 0.302										3	0	0	0	1	1	2				
Inning Stats	R: 0 E: 0 K: 1 S: 5	H: 0 LOB: 1 BB: 1 P: 9	R: 2 E: 0 K: 0 S: 5	H: 2 LOB: 1 BB: 1 P: 9	R: 3 E: 3 K: 2 S: 12	H: 4 LOB: 2 BB: 0 P: 12	R: 1 E: 0 K: 2 S: 9	H: 2 LOB: 1 BB: 0 P: 9	R: 0 E: 0 K: 1 S: 5	H: 0 LOB: 0 BB: 0 P: 5	R: 0 E: 0 K: 0 S: 4	H: 0 LOB: 1 BB: 0 P: 4	R: 0 E: 0 K: 1 S: 7	H: 2 LOB: 2 BB: 0 P: 7	R: 0 E: 0 K: 1 S: 7	H: 2 LOB: 2 BB: 0 P: 7	1B: 12 2B: 0 3B: 0 HR: 0	SF: 2 SAC: 0 DP: 0 HBP: 0	WP: 0 PB: 1 CS: 0	PA: 40
PITCHER Phil Ortega, R (1, 1) ERA: 4.18	IP: 2.0 WLS: L BF: 14 H: 6 R: 5 ER: 4 SO: 1 BB: 2 IBB: 0 HBP: 0 BLK: 0 WP: 0 HR: 0 S: 14 P: 22 ERA: 4.50 WHIP: 1.000															PITCHER				
Bennie Daniels, R (3, 1) ERA: 4.58	IP: 2.0 WLS: L BF: 9 H: 2 R: 1 ER: 1 SO: 4 BB: 0 IBB: 0 HBP: 0 BLK: 0 WP: 0 HR: 0 S: 9 P: 17 ERA: 0.00 WHIP: 0.000															PITCHER				
Ryne Duren, R (5, 1) ERA: 4.88	IP: 2.0 WLS: L BF: 7 H: 0 R: 0 ER: 0 SO: 1 BB: 0 IBB: 0 HBP: 0 BLK: 0 WP: 0 HR: 0 S: 9 P: 9 ERA: 0.00 WHIP: 0.000															PITCHER				
Marshall Bridges, L (7, 1) ERA: 1.89	IP: 2.0 WLS: L BF: 10 H: 4 R: 0 ER: 0 SO: 2 BB: 0 IBB: 0 HBP: 0 BLK: 0 WP: 0 HR: 0 S: 14 P: 14 ERA: 0.00 WHIP: 2.000															PITCHER				

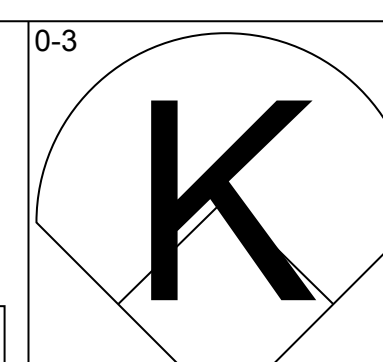
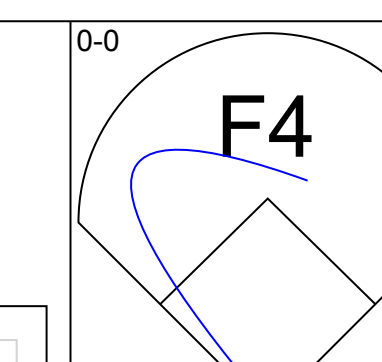
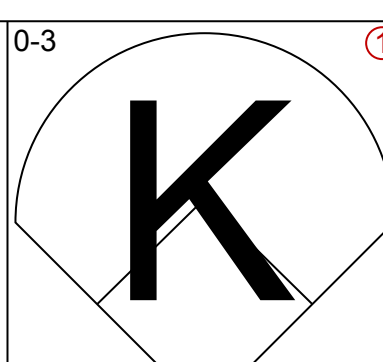
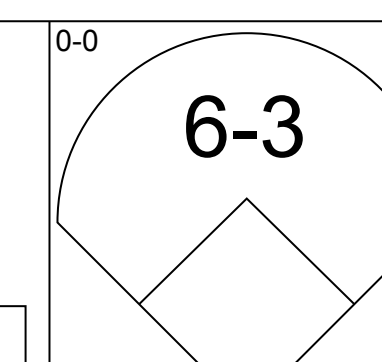
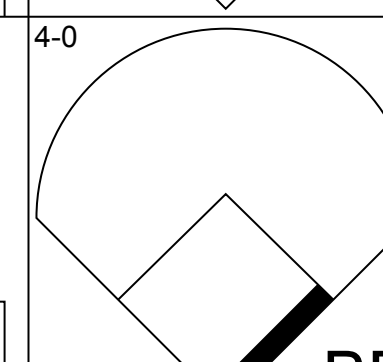
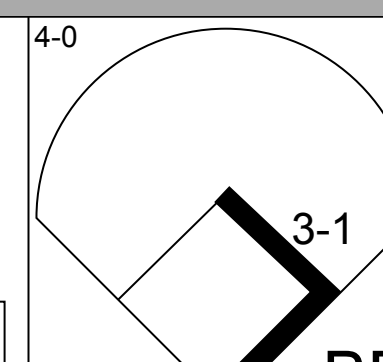
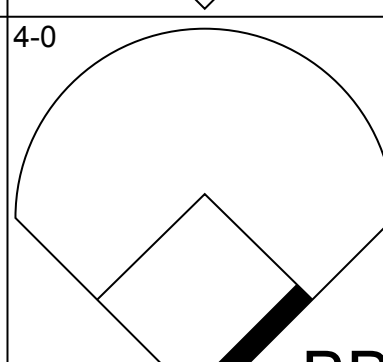
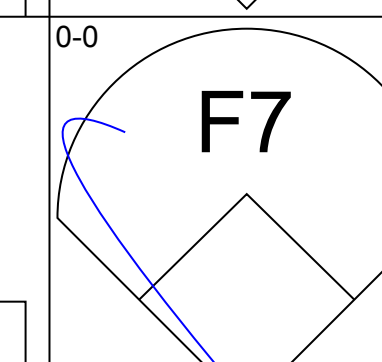
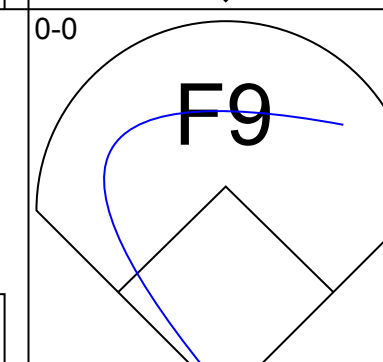
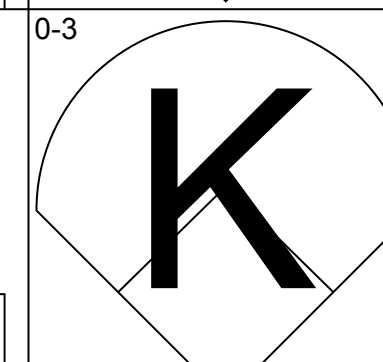
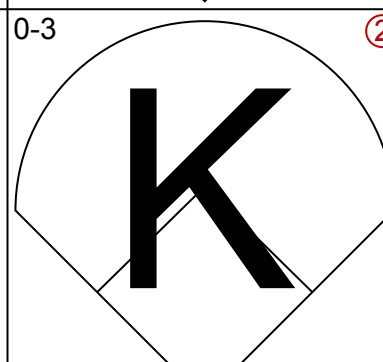
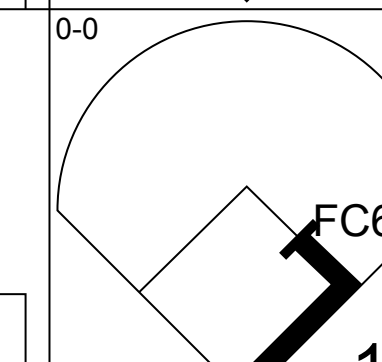
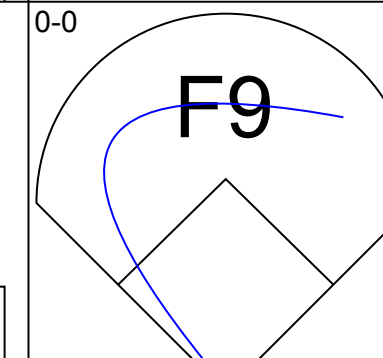
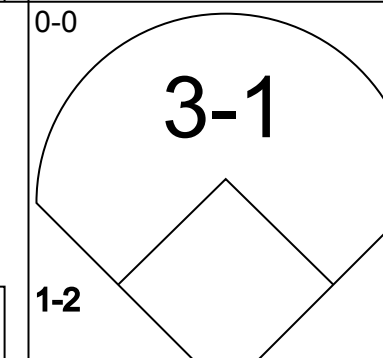
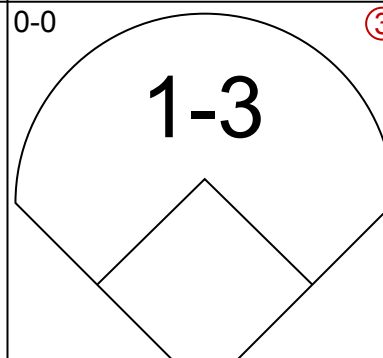
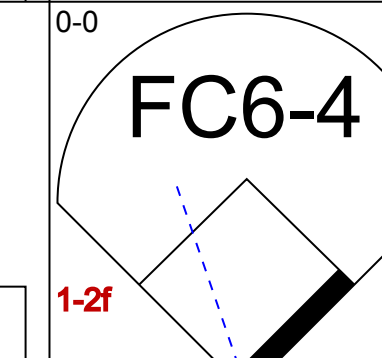
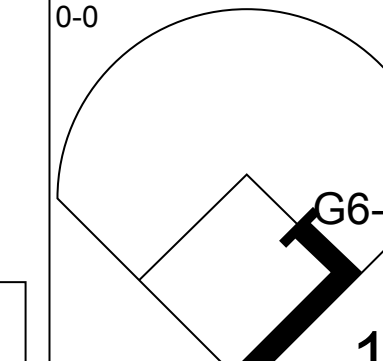
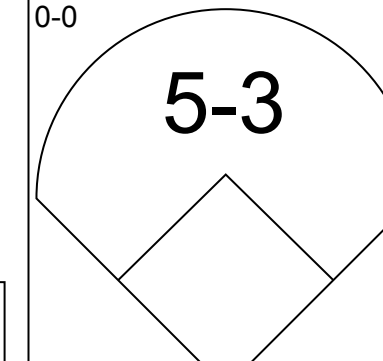
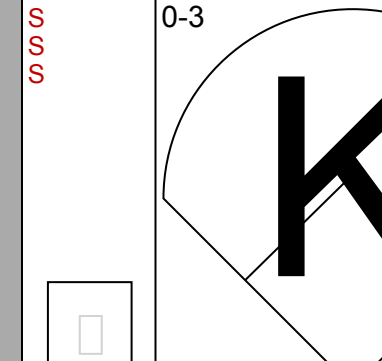
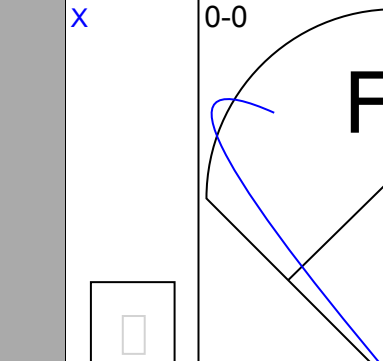
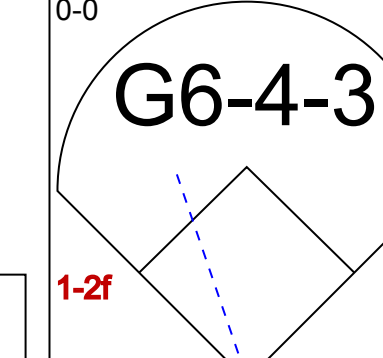
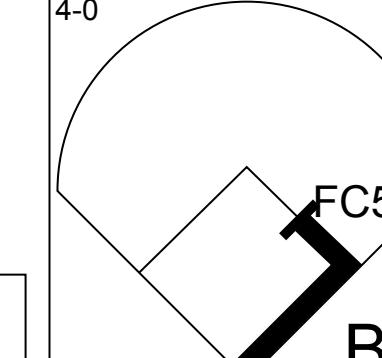
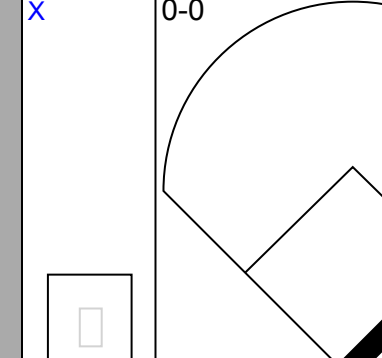
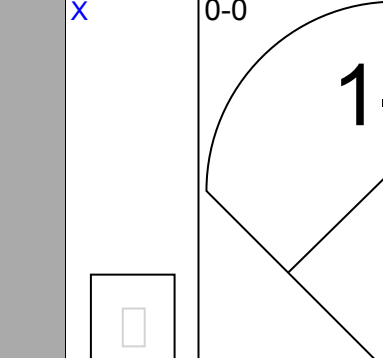
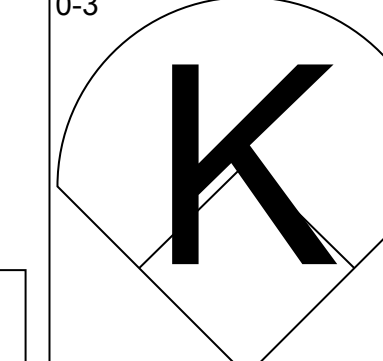
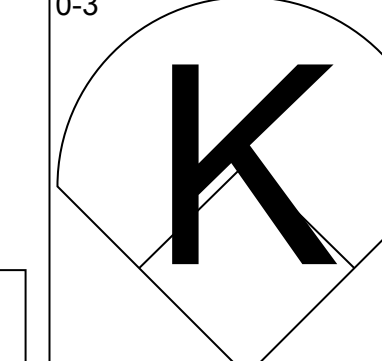
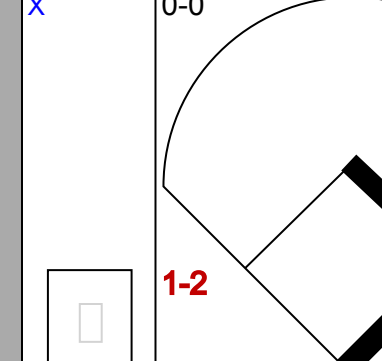
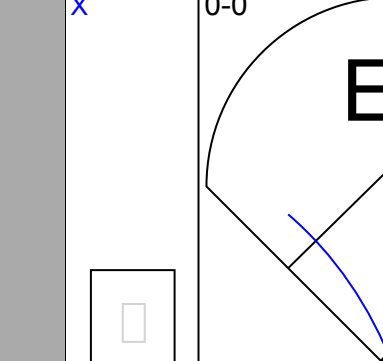
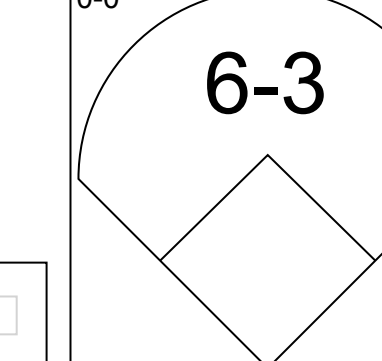
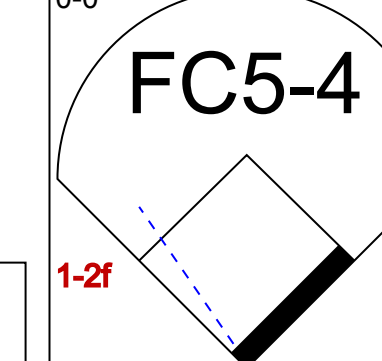
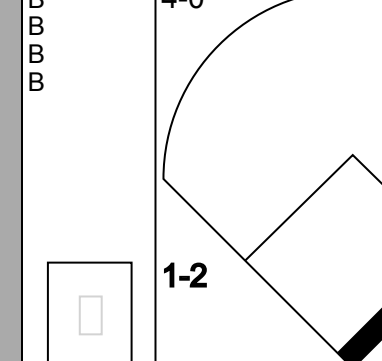
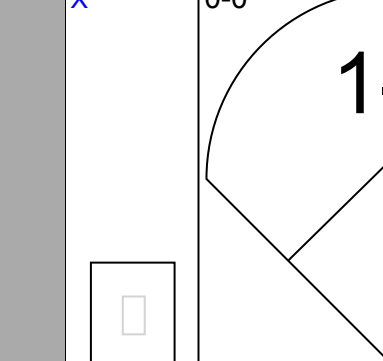
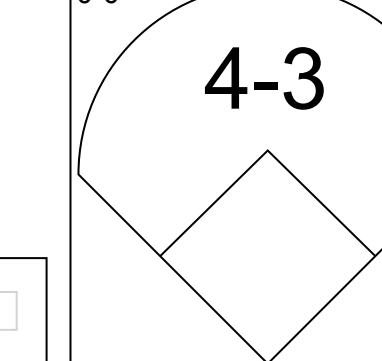
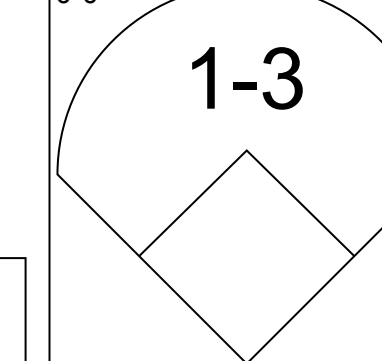
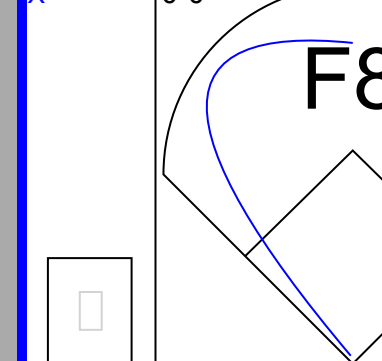
Batter	1	2	3	4	5	6	7	8	9	10	11	AB	R	H	RBI	BB	SO	LOB	TOP
Joe Cunningham, L OBP: 0.365, SLG: 0.317 (1, 3)	F7		F7			4-3		1B			F9 SH1-3 1B	5	1	2	0	0	0	1	
Ed Brinkman, R OBP: 0.263, SLG: 0.264 (1, 6)	CS 1B			F4		F4		F6			SH1-3	4	0	1	0	0	0	2	
Ken Hamlin, R OBP: 0.356, SLG: 0.402 (1, 4)	F8			6-3				CS 1B			F9	5	0	2	0	0	0	2	
Frank Howard, R OBP: 0.356, SLG: 0.497 Willie Kirkland, L OBP: 0.263, SLG: 0.451 (8, PR) (9, 9) (10, 7)		K						F8		FC6-4 FC5-4 1B		4	0	1	0	0	1	2	
Woodie Held, R OBP: 0.346, SLG: 0.456 (8, 7) (10, 8)		6-3				1B		1-2			1B	5	0	0	0	0	3	3	
Don Zimmer, R OBP: 0.296, SLG: 0.284 (1, 5)		K									1-3	4	1	1	0	0	1	1	
Don Lock, R OBP: 0.315, SLG: 0.367 Jim King, L OBP: 0.321, SLG: 0.409 (10, PH) (10, 9)								F7				2	0	0	0	1	0	1	
Doug Camilli, R OBP: 0.265, SLG: 0.298 (1, 2)												1	0	0	0	0	1	0	
Mike McCormick, L OBP: 0.194, SLG: 0.031 Ken McMullen, R OBP: 0.299, SLG: 0.411 Pete Richert, L OBP: 0.295, SLG: 0.146 (8, PH) (8, 1)												4	0	1	1	0	0	1	
												2	0	0	0	1	0	1	
												1	0	0	0	0	1	0	
												4	0	1	1	0	0	1	
												2	0	0	0	0	2	1	
												1	0	0	0	0	1	1	
												1	0	0	0	0	1	0	
												2	0	0	0	0	2	1	
												1	0	0	0	0	1	1	
												1	0	0	0	0	1	0	
												2	0	0	0	0	2	1	
												1	0	0	0	0	1	1	
												1	0	0	0	0	1	0	
												2	0	0	0	0	2	1	
												1	0	0	0	0	1	1	
												1	0	0	0	0	1	0	
												4	0	1	1	0	0	1	
												2	0	0	0	0	2	1	
												1	0	0	0	0	1	1	
												1	0	0	0	0	1	0	
												2	0	0	0	0	2	1	
												1	0	0	0	0	1	1	
												1	0	0	0	0	1	0	
												4	0	1	1	0	0	1	
												2	0	0	0	0	2	1	
												1	0	0	0	0	1	1	
												1	0	0	0	0	1	0	
												2	0	0	0	0	2	1	
												1	0	0	0	0	1	1	
												1	0	0	0	0	1	0	
												4	0	1	1	0	0	1	
												2	0	0	0	0	2	1	
												1	0	0	0	0	1	1	
												1	0	0	0	0	1	0	
												2	0	0	0	0	2	1	
												1	0	0	0	0	1	1	
												1	0	0	0	0	1	0	
												4	0	1	1	0	0	1	
												2	0	0	0	0	2	1	
												1	0	0	0	0	1	1	
												1	0	0	0	0	1	0	
												4	0	1	1	0	0	1	
												2	0	0	0	0	2	1	
												1	0	0	0	0	1	1	
												1	0	0	0	0	1	0	
												4	0	1	1	0	0	1	
												2	0	0	0	0	2	1	
												1	0	0	0	0	1	1	
												1	0	0	0	0	1	0	
												4	0	1	1	0	0	1	
												2	0	0	0	0	2	1	
												1	0	0	0	0	1	1	
												1	0	0	0	0	1	0	
												4	0	1	1	0	0	1	
												2	0	0	0	0	2	1	
												1	0	0	0	0	1	1	
												1	0	0	0	0	1	0	
												4	0	1	1	0	0	1	
												2	0	0	0	0	2	1	
												1	0	0	0	0	1	1	
												1	0	0	0	0	1	0	
												4	0	1	1	0	0	1	
												2	0	0	0	0	2	1	
												1	0	0	0	0	1	1	
												1	0	0	0	0	1	0	
												4	0	1	1	0	0	1	
												2	0	0	0	0	2	1	
												1	0	0	0	0	1	1	
												1	0	0	0	0	1	0	
												4	0	1	1	0	0	1	
												2	0	0	0	0	2	1	
												1	0	0	0	0	1	1	
												1	0	0	0	0	1	0	
												4	0	1	1	0	0	1	
												2	0	0	0	0	2	1	
												1	0	0	0	0	1	1	
												1	0	0	0	0	1	0	
												4	0	1	1	0	0	1	
												2	0	0	0	0	2	1	
												1	0	0	0	0	1	1	
												1	0	0	0	0	1	0	
												4	0	1	1	0	0	1	
												2	0	0	0	0	2	1	
												1	0	0	0	0	1	1	
												1	0	0	0	0	1	0	
												4	0	1	1	0	0	1	
												2	0	0	0	0	2	1	
												1	0	0	0	0	1	1	

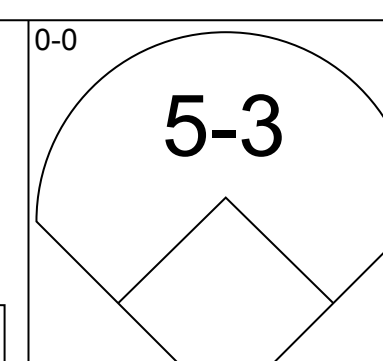
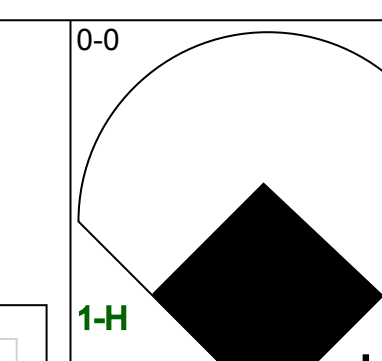
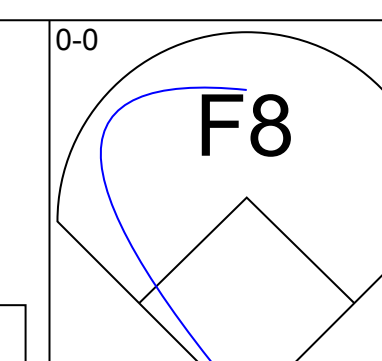
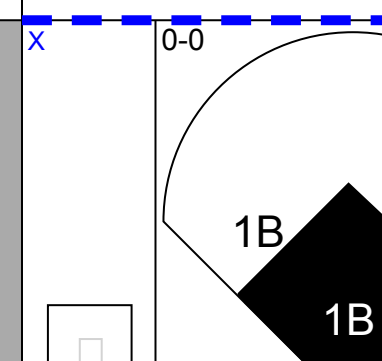
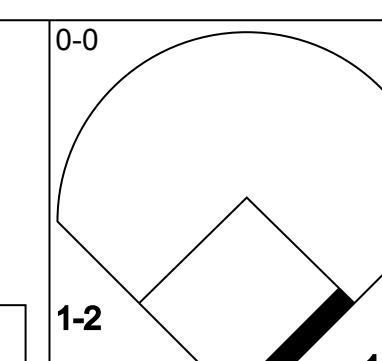
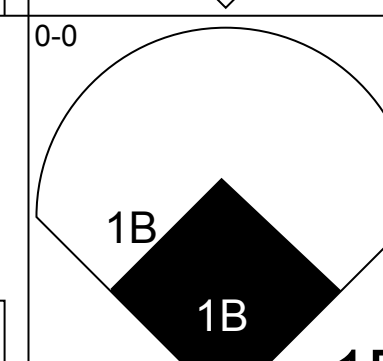
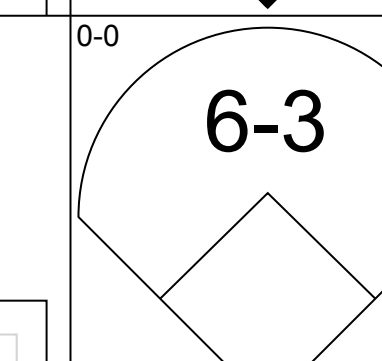
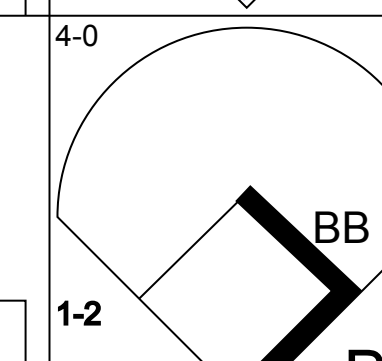
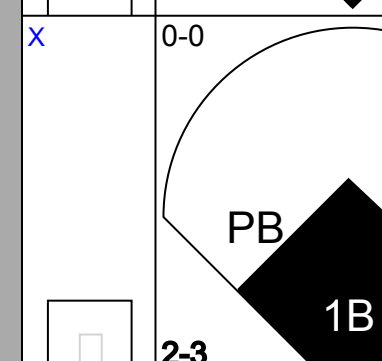
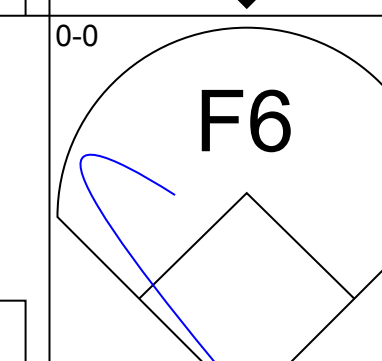
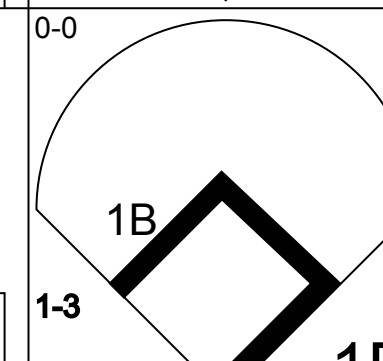
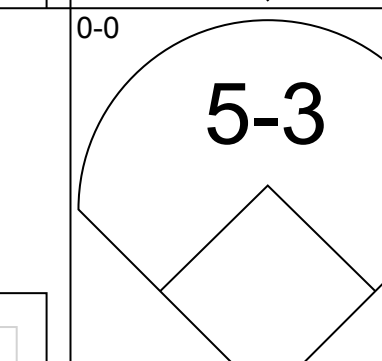
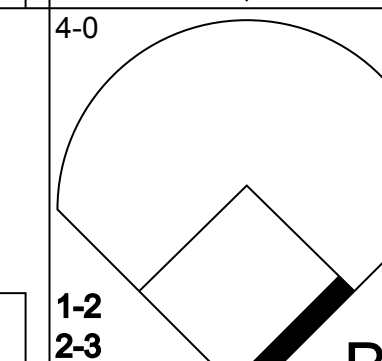
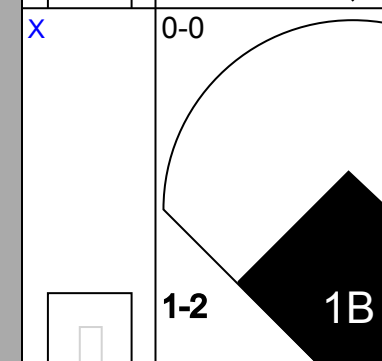
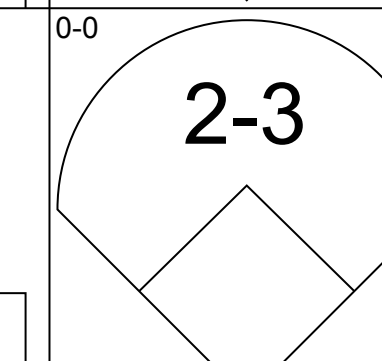
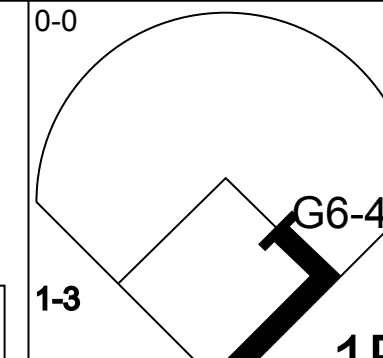
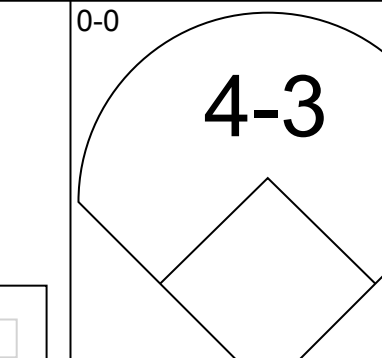
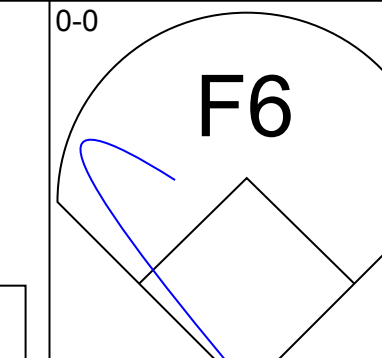
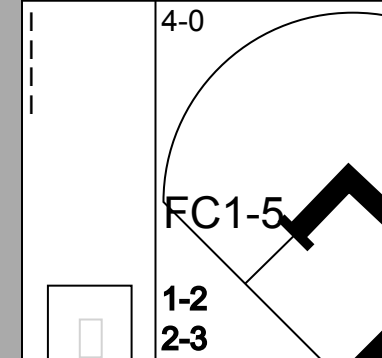
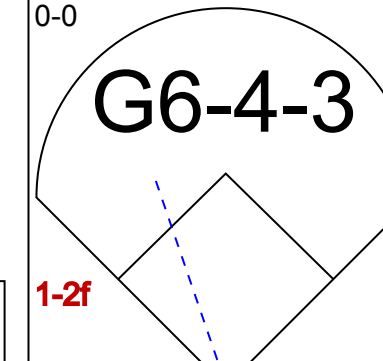
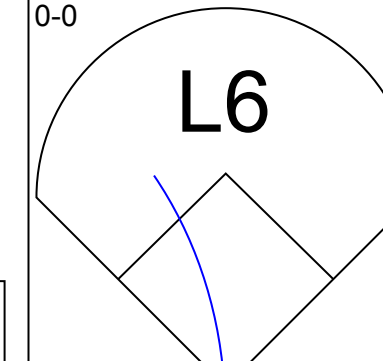
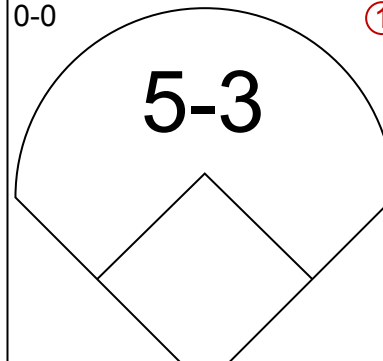

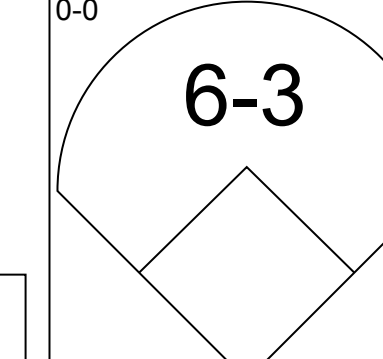
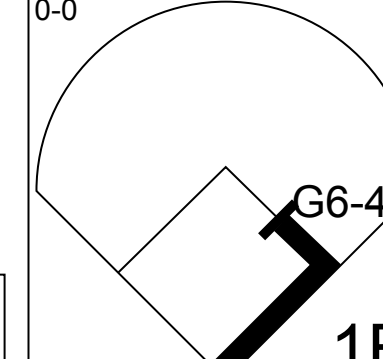
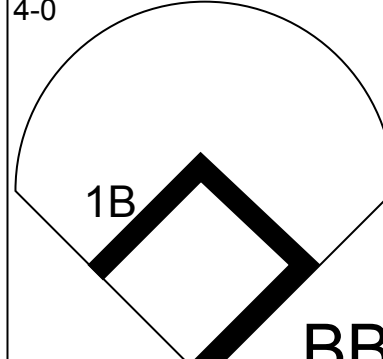

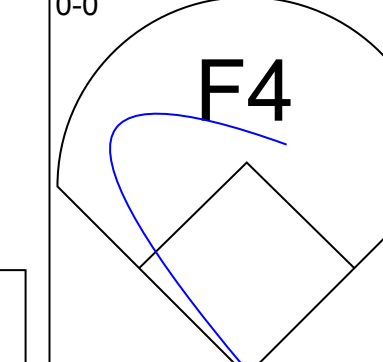
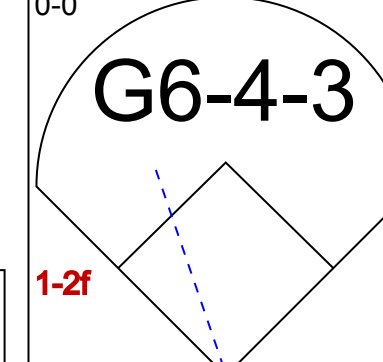
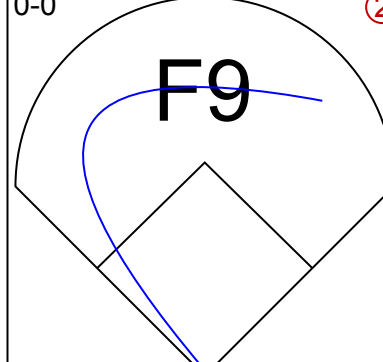

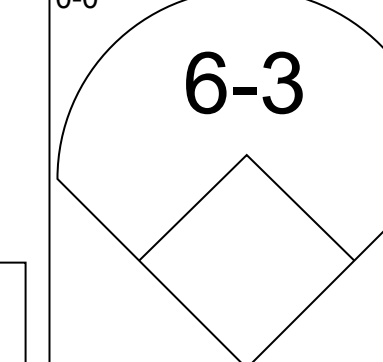
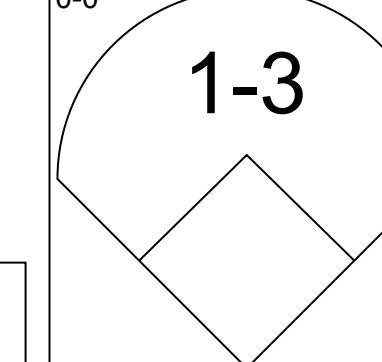
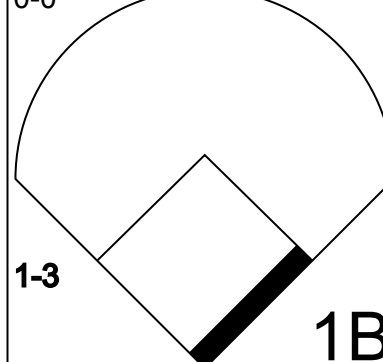
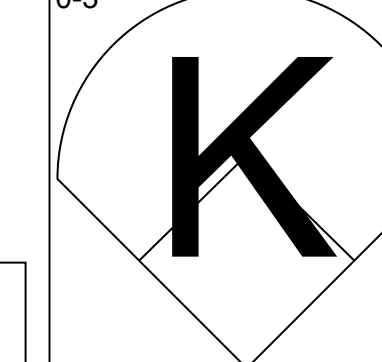
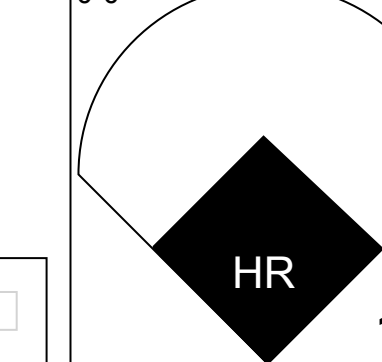
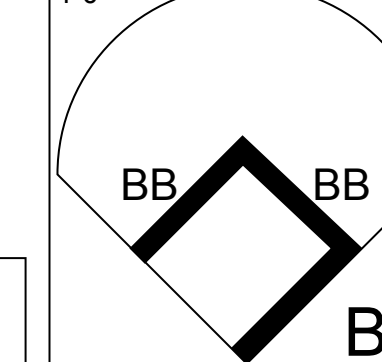
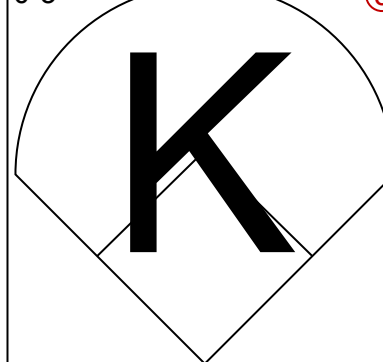
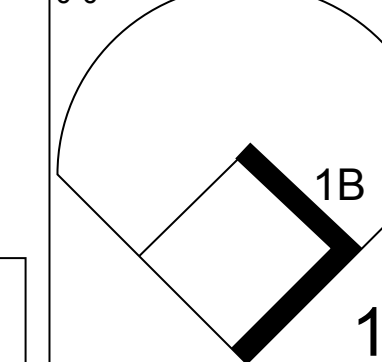
Batter	1	2	3	4	5	6	7	8	9	AB	R	H	RBI	BB	SO	LOB	TOP					
Don Blasingame, L (1,4) OBP: 0.276, SLG: 0.299	6-3		G3				F6	P4		5	0	1	0	0	0	2	<p>Washington Senators @ Los Angeles Angels Dodger Stadium, Los Angeles, CA Sun Aug 08 1965, 3:33 AM PDT Att: 5,396 - Unknown</p>					
Ken Hamlin, R (1,6) Pete Schmitt, R (3,PH) Frank Kreuzer, R (5,PH) Joe Cunningham, R (5,PH) Ryne Duren, R (5,PH) Doug Camilli, R (8,PH) Frank Howard, R (8,PH) Ron Kline, R (8,PH)						F8				2	1	2	0	0	0	0						
Willie Kirkland, L (1,7) OBP: 0.287, SLG: 0.457										4	1	2	1	0	1	1						
Don Lock, R (9,PH) OBP: 0.317, SLG: 0.369	BLK		K							1	0	1	0	0	0	0						
Dick Nen, L (1,3) OBP: 0.370, SLG: 0.422	4-3									4	1	1	0	0	0	1						
Jim King, L (1,9) OBP: 0.327, SLG: 0.411	6-3									4	1	2	2	1	0	1						
Woodie Held, R (1,8) OBP: 0.351, SLG: 0.457										4	1	2	0	1	0	2						
Mike Brumley, L (1,2) OBP: 0.267, SLG: 0.260	4-3									5	0	1	2	0	0	5						
Don Zimmer, R (1,5) OBP: 0.291, SLG: 0.278										4	0	0	0	0	1	2						
Buster Narum, R (1,1) OBP: 0.083, SLG: 0.118										0	0	0	0	0	0	0						
Howie Koplitz, R (1,1) OBP: 0.115, SLG: 0.115										0	0	0	0	0	0	0						
Ed Brinkman, R (3,PH) OBP: 0.251, SLG: 0.261										3	0	0	1	0	2	0						
Inning Stats	R: 1 E: 0 K: 0 S: 5	H: 2 LOB: 1 BB: 0 P: 5	R: 0 E: 0 K: 0 S: 3	H: 0 LOB: 0 BB: 0 P: 3	R: 0 E: 0 K: 1 S: 6	H: 1 LOB: 1 BB: 0 P: 6	R: 0 E: 0 K: 0 S: 4	H: 1 LOB: 1 BB: 0 P: 4	R: 0 E: 0 K: 1 S: 6	H: 1 LOB: 1 BB: 0 P: 6	R: 0 E: 0 K: 0 S: 5	H: 2 LOB: 2 BB: 0 P: 5	R: 0 E: 0 K: 0 S: 7	H: 0 LOB: 0 BB: 0 P: 7	R: 5 E: 0 K: 0 S: 8	H: 4 LOB: 2 BB: 2 P: 16	R: 0 E: 0 K: 0 S: 4	H: 1 LOB: 2 BB: 1 P: 8	1B: 10 2B: 2 3B: 0 HR: 0	SF: 0 SAC: 2 DP: 0 HBP: 0	WP: 0 PB: 0 SB: 1 CS: 0	PA: 43
PITCHER	IP WLS BF H R ER SO BB IBB HBP BLK WP HR S P ERA WHIP																					
Fred Newman, R (1,1) ERA: 3.22	7.0	31	9	4	4	4	1	0	0	0	1	0	0	0	0	2	6	5.14	1.429			
Ed Sukia, R (8,1) ERA: 5.3	0.0	L	3	2	1	1	0	1	0	0	0	0	0	0	2	6	∞	∞	∞			
Aubrey Gatewood, R (8,1) ERA: 3.88	1.0	4	0	1	1	0	0	0	0	0	0	0	0	4	4	9.00	0.000					
Rudy May, L (9,1) ERA: 3.54	1.0	5	1	0	0	0	1	0	0	0	0	0	0	4	8	0.00	2.000					

Batter	1	2	3	4	5	6	7	8	9	AB	R	H	RBI	BB	SO	LOB	BOTTOM					
Jose Cardenal, R (1,8) OBP: 0.303, SLG: 0.377	1-3									4	0	0	0	0	0	0	<p>Washington Senators @ Los Angeles Angels Dodger Stadium, Los Angeles, CA Sun Aug 08 1965, 3:33 AM PDT Att: 5,396 - Unknown</p>					
Jim Piersall, R (8,8) OBP: 0.273, SLG: 0.255										0	0	0	0	0	0	0						
Joe Adcock, R (8,PH) OBP: 0.302, SLG: 0.419										1	0	0	0	0	0	1						
Rudy May, L (9,1) OBP: 0.344, SLG: 0.333										0	0	0	0	0	0	0						
Al Spangler, L (1,9) OBP: 0.311, SLG: 0.265										5	2	3	0	0	1	0						
Jim Fregosi, R (1,6) OBP: 0.322, SLG: 0.419										2	1	0	1	1	1	0						
Willie Smith, L (1,7) OBP: 0.305, SLG: 0.448										4	1	3	1	1	0	0						
Merritt Ranew, L (1,2) OBP: 0.266, SLG: 0.286										4	0	0	0	1	2	5						
Vic Power, R (1,3) OBP: 0.306, SLG: 0.369										4	0	1	2	0	0	3						
Tom Satriano, L (1,5) OBP: 0.308, SLG: 0.371										2	0	0	0	2	0	0						
Bobby Knoop, R (1,4) OBP: 0.309, SLG: 0.378										3	0	1	0	1	0	2						
Fred Newman, R (1,1) OBP: 0.164, SLG: 0.113										3	0	0	0	0	1	1						
Ed Sukia, R (8,1) ERA: 4.43										0	0	0	0	0	0	0						
Aubrey Gatewood, R (8,1) OBP: 0.500, SLG: 0.500										0	0	0	0	0	0	0						
Albie Pearson, L (8,PH) OBP: 0.323, SLG: 0.328										1	0	0	0	0	0	1						
Inning Stats	R: 3 E: 2 K: 0 S: 7	H: 3 LOB: 2 BB: 1 P: 11	R: 1 E: 0 K: 1 S: 7	H: 2 LOB: 2 BB: 1 P: 11	R: 0 E: 0 K: 0 S: 3	H: 0 LOB: 0 BB: 0 P: 3	R: 0 E: 0 K: 1 S: 5	H: 0 LOB: 0 BB: 0 P: 5	R: 0 E: 0 K: 1 S: 5	H: 0 LOB: 0 BB: 0 P: 5	R: 0 E: 0 K: 0 S: 4	H: 0 LOB: 1 BB: 2 P: 12	R: 0 E: 0 K: 0 S: 4	H: 1 LOB: 3 BB: 2 P: 12	R: 0 E: 0 K: 0 S: 4	H: 1 LOB: 1 BB: 0 P: 4	R: 0 E: 0 K: 1 S: 6	H: 1 LOB: 1 BB: 0 P: 6	1B: 7 2B: 1 3B: 0 HR: 0	SF: 0 SAC: 2 DP: 0 HBP: 0	WP: 0 PB: 0 SB: 3 CS: 1	PA: 41
PITCHER	IP WLS BF H R ER SO BB IBB HBP BLK WP HR S P ERA WHIP																					
Buster Narum, R (1,1) ERA: 4.43	0.1																					
Howie Koplitz, R (1,1) ERA: 4.88	1.2	10	3	1	1	1	2	0	0	0	0	0	10	18	5.40	3.000						
Frank Kreuzer, L (3,1) ERA: 4.57	2.0	6	0	0	0	1	0	0	0	0	0	0	8	8	0.00	0.000						
Ryne Duren, R (5,1) ERA: 4.4	3.0	W	13	1	0	0	2	3	1	0	0	0	13	29	0.00	1.333						
Ron Kline, R (8,1) ERA: 2.13	2.0	S	8	2	0	0	1	0	0	0	0	0	10	10	0.00	1.000						

AB	38
R	6
H	12
RBI	6
BB	3
SO	4
LOB	17

AB	33
R	4
H	8
RBI	4
BB	6
SO	5
LOB	13

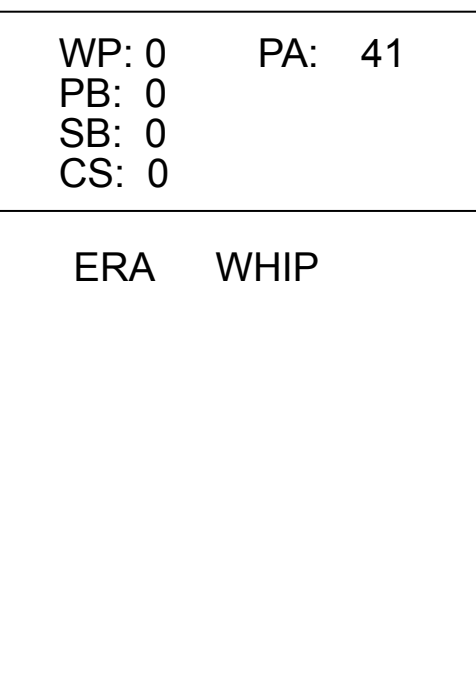
Batter	1	2	3	4	5	6	7	8	9	AB	R	H	RBI	BB	SO	LOB	TOP		
Ed Brinkman, R OBP: 0.248, SLG: 0.258 (1, 6)										4	0	0	0	0	2	0	<p>Washington Senators @ Chicago White Sox Comiskey Park, Chicago, IL Tue Aug 10 1965, 8:05 PM EDT Att: 11,709 - Unknown</p>		
Joe Cunningham, L OBP: 0.371, SLG: 0.313 (1, 3)										1	0	0	0	3	0				
Ken Hamlin, R OBP: 0.360, SLG: 0.405 (1, 4)										4	0	1	0	0	2	3			
Frank Howard, R OBP: 0.352, SLG: 0.491 (1, 7)										4	0	0	0	0	0	4			
Woodie Held, R OBP: 0.350, SLG: 0.453 (1, 9)										4	0	1	0	0	1	1			
Don Lock, R OBP: 0.319, SLG: 0.369 (1, 8)										3	0	1	0	1	0	1			
Don Zimmer, R OBP: 0.290, SLG: 0.277 (1, 5)										4	0	1	0	0	2	1			
Doug Camilli, R OBP: 0.268, SLG: 0.293 (1, 2)										3	0	0	0	1	0	2			
Bennie Daniels, L Ken McMillen, R Howie Koppitz, R Willie Kirtzinger, L Marshall Bridges, S Steve Ritzik, R OBP: 0.154, SLG: 0.233 (1, 1) (5, PH) (5, 1) (7, PH) (7, 1) (7, 1)										1	0	0	0	0	0	0			
Inning Stats	R: 0 E: 0 K: 1 S: 5	H: 0 LOB: 1 BB: 1 P: 9	R: 0 E: 0 K: 1 S: 5	H: 1 LOB: 0 BB: 0 P: 5	R: 0 E: 0 K: 0 S: 3	H: 0 LOB: 0 BB: 0 P: 3	R: 0 E: 0 K: 1 S: 5	H: 0 LOB: 1 BB: 1 P: 9	R: 0 E: 0 K: 1 S: 7	H: 0 LOB: 1 BB: 1 P: 11	R: 0 E: 0 K: 1 S: 6	H: 2 LOB: 2 BB: 1 P: 10	R: 0 E: 0 K: 0 S: 4	H: 1 LOB: 1 BB: 0 P: 4	R: 0 E: 1 K: 0 S: 4	H: 0 LOB: 1 BB: 0 P: 4	1B: 4 2B: 0 3B: 0 HR: 0	SF: 0 SAC: 0 DP: 1 HBP: 0	WP: 0 PA: 35
PITCHER Tommy John, L ERA: 2.95 (1, 1)	IP: 9.0 WLS: W BF: 35 H: 4 R: 0 ER: 0 SO: 7 BB: 5 IBB: 0 HBP: 0 BLK: 0 WP: 0 HR: 0 S: 44 P: 64 ERA: 0.00 WHIP: 1.000	PITCHER																	

Batter	1	2	3	4	5	6	7	8	9	AB	R	H	RBI	BB	SO	LOB	BOTTOM
Danny Cater, R OBP: 0.313, SLG: 0.410 (1, 7)										5	2	3	2	0	0	1	<p>Washington Senators @ Chicago White Sox Comiskey Park, Chicago, IL Tue Aug 10 1965, 8:05 PM EDT Att: 11,709 - Unknown</p>
Don Buford, S OBP: 0.341, SLG: 0.372 (1, 4)										4	2	2	0	1	0	2	
Floyd Robinson, L OBP: 0.334, SLG: 0.362 (1, 9)										4	1	2	1	1	0	2	
Pete Ward, L OBP: 0.358, SLG: 0.413 (1, 5)										3	0	1	1	1	0	3	
Bill Skowron, R OBP: 0.320, SLG: 0.444 (1, 3)										4	0	1	2	0	0	2	
John Romano, R OBP: 0.355, SLG: 0.405 (1, 2)										3	0	1	0	1	0	2	
Ron Hansen, R OBP: 0.311, SLG: 0.382 (1, 6)										4	0	0	0	0	0	4	
Al Weis, S OBP: 0.331, SLG: 0.374 Ken Berry, R OBP: 0.245, SLG: 0.318 (1, 8) (7, 8)										3	0	1	0	0	0	0	
Tommy John, R OBP: 0.190, SLG: 0.128 (1, 1)										3	1	2	0	1	1	2	
Inning Stats	R: 1 E: 0 K: 0 S: 5	H: 3 LOB: 1 BB: 0 P: 5	R: 0 E: 0 K: 0 S: 3	H: 0 LOB: 0 BB: 0 P: 3	R: 2 E: 0 K: 0 S: 5	H: 2 LOB: 0 BB: 0 P: 5	R: 0 E: 0 K: 0 S: 3	H: 0 LOB: 3 BB: 3 P: 15	R: 0 E: 0 K: 1 S: 6	H: 1 LOB: 2 BB: 1 P: 10	R: 3 E: 0 K: 0 S: 6	H: 4 LOB: 1 BB: 1 P: 10	R: 0 E: 0 K: 1 S: 7	H: 2 LOB: 2 BB: 0 P: 7	1B: 11 2B: 1 3B: 0 HR: 1	SF: 0 SAC: 0 DP: 3 HBP: 0	WP: 0 PA: 39
PITCHER Bennie Daniels, R ERA: 4.68 Howie Koppitz, R ERA: 4.74 Marshall Bridges, L ERA: 2.91 Steve Ritzik, R ERA: 4.92 (1, 1) (5, 1) (7, 1) (7, 1)	IP: 4.0 WLS: L BF: 16 H: 6 R: 3 ER: 3 SO: 3 BB: 0 IBB: 0 HBP: 0 BLK: 0 WP: 0 HR: 1 S: 16 P: 16 ERA: 6.75 WHIP: 1.500	PITCHER															

Batter	1	2	3	4	5	6	7	8	9	AB	R	H	RBI	BB	SO	LOB	TOP		
Don Blasingame, L (1,4) OBP: 0.276, SLG: 0.301 Ed Brinkman, R (7,6) OBP: 0.250, SLG: 0.258	0-0 6-3 2B		0-0 1-3		0-0 F4	0-0 4-3		0-0 1-2 2-3 3-H		4-0 BB	4	0	1	1	0	0	2		
Ken Hamlin, R (1,6) OBP: 0.356, SLG: 0.405 Willie Kirkland, L (1,7) OBP: 0.284, SLG: 0.463	0-0 6-3		0-0 1-3		0-0 G3 1B 2B					0-0 6-3	5	1	1	1	0	0	2		
Dick Nen, L (1,3) OBP: 0.371, SLG: 0.420 Jim King, L (1,9) OBP: 0.325, SLG: 0.402	0-3 K			0-0 F6	0-0 G3					0-0 6-3	5	1	2	1	0	2	1		
Jim King, L (1,9) OBP: 0.325, SLG: 0.402 Woodie Held, R (1,8) OBP: 0.356, SLG: 0.467		0-0 4-3		0-0 E9 2B 1B	0-0 3-H 1B					0-0 F9	4	1	0	0	1	0	1		
Mike Brumley, L (1,2) OBP: 0.272, SLG: 0.257 Ken McMullen, R (1,5) OBP: 0.300, SLG: 0.411	0-0 FC5-4 1B			0-0 2B	0-0 1B 2B					0-0 F6	4	1	3	2	0	0	0		
Pete Richert, L (1,1) OBP: 0.198, SLG: 0.133 Ron Kline, R (8,1) Marshall Bridges, S (9,1) OBP: 0.250, SLG: 0.600 Steve Ritzik, R (9,1) OBP: 0.154, SLG: 0.231	0-0 L8			0-0 IBB	0-0 F4					0-0 6-3	2	0	0	0	2	0	1		
Inning Stats	R: 0 E: 0 K: 1 S: 6	H: 1 LOB: 1 BB: 0 P: 6	R: 0 E: 0 K: 0 S: 4	H: 1 LOB: 1 BB: 0 P: 4	R: 0 E: 0 K: 1 S: 5	H: 0 LOB: 0 BB: 0 P: 5	R: 2 E: 1 K: 0 S: 5	H: 2 LOB: 2 BB: 2 P: 13	R: 1 E: 0 K: 1 S: 5	H: 2 LOB: 1 BB: 1 P: 5	R: 1 E: 0 K: 0 S: 4	H: 1 LOB: 0 BB: 0 P: 4	R: 0 E: 0 K: 1 S: 6	H: 1 LOB: 2 BB: 1 P: 10	R: 0 E: 0 K: 1 S: 5	H: 0 LOB: 0 BB: 0 P: 5	1B: 5 2B: 4 3B: 0 HR: 1	SF: 0 SAC: 0 DP: 0 HBP: 0	WP: 0 PA: 41 CS: 0
PITCHER	IP	WLS	BF	H	R	ER	SO	BB	IBB	HBP	BLK	WP	HR	S	P	ERA	WHIP		
Joe Horlen, R (1,1) ERA: 2.92 Eddie Fisher, R (7,1) ERA: 1.85	6.0	L	29	8	4	4	3	1	2	0	0	0	0	32	44	6.00	1.500		
Eddie Fisher, R (7,1) ERA: 1.85	3.0		12	2	1	1	2	1	0	0	0	0	1	15	19	3.00	1.000		

Washington Senators @ Chicago White Sox
Comiskey Park, Chicago, IL
Wed Aug 11 1965, 8:05 PM EDT
Unknown

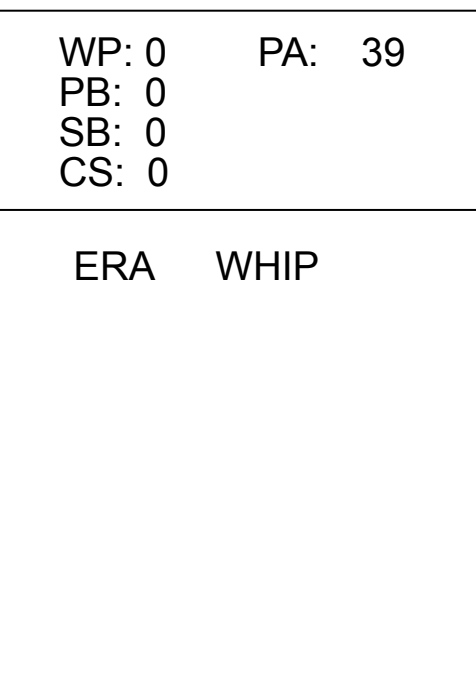
AB	37
R	5
H	10
RBI	5
BB	4
SO	5
LOB	21



Batter	1	2	3	4	5	6	7	8	9	AB	R	H	RBI	BB	SO	LOB	BOTTOM				
Don Buford, S (1,4) OBP: 0.344, SLG: 0.374 Floyd Robinson, L (1,9) OBP: 0.335, SLG: 0.369	4-0 G4-6-3 BB		0-0 F8		0-0 5-3					0-0 FC1-4 1B	4	0	2	1	1	0	3				
Danny Cater, R (1,7) OBP: 0.314, SLG: 0.410 Bill Skowron, R (1,3) OBP: 0.322, SLG: 0.443	0-0 BB 1B		0-0 K		0-3 K					0-0 FC1-4 1B	5	1	2	1	0	1	4				
Pete Ward, L (1,5) OBP: 0.357, SLG: 0.411 John Romano, R (1,2) OBP: 0.357, SLG: 0.404	0-0 K		0-0 HR		0-0 SH5-4 1B					0-0 1B	5	0	2	0	0	0	3				
Ron Hansen, R (1,6) OBP: 0.310, SLG: 0.383 Al Weis, S (1,8) OBP: 0.343, SLG: 0.381	0-0 BB 1B		0-0 SH5-4 1B		0-0 6-3					0-0 F8	3	0	1	0	1	0	1				
Joe Horlen, R (1,1) OBP: 0.231, SLG: 0.204 Dave Nicholson, R (6,PH) OBP: 0.241, SLG: 0.282 Eddie Fisher, R (7,1) OBP: 0.120, SLG: 0.083 Smoky Burgess, L (9,PH) OBP: 0.373, SLG: 0.458 Ken Berry, R (9,FR) OBP: 0.348, SLG: 0.318	0-0 K		0-0 SH5-4		0-0 6-3					0-0 F5	3	0	1	0	1	0	1				
Inning Stats	R: 0 E: 0 K: 1 S: 5	H: 1 LOB: 2 BB: 2 P: 13	R: 0 E: 0 K: 0 S: 4	H: 1 LOB: 2 BB: 1 P: 8	R: 1 E: 0 K: 0 S: 5	H: 3 LOB: 1 BB: 1 P: 9	R: 0 E: 0 K: 1 S: 6	H: 1 LOB: 1 BB: 0 P: 6	R: 0 E: 0 K: 0 S: 3	H: 0 LOB: 0 BB: 0 P: 3	R: 0 E: 0 K: 0 S: 4	H: 1 LOB: 1 BB: 0 P: 4	R: 0 E: 0 K: 0 S: 4	H: 2 LOB: 1 BB: 0 P: 4	R: 0 E: 0 K: 0 S: 2	H: 0 LOB: 0 BB: 1 P: 6	R: 1 E: 0 K: 0 S: 5	H: 3 LOB: 2 BB: 0 P: 5	1B: 10 2B: 1 3B: 0 HR: 1	SF: 0 SAC: 2 DP: 4 HBP: 0	WP: 0 PA: 39 CS: 0
PITCHER	IP	WLS	BF	H	R	ER	SO	BB	IBB	HBP	BLK	WP	HR	S	P	ERA	WHIP				
Pete Richert, L (1,1) ERA: 2.65 Ron Kline, R (8,1) ERA: 2.22 Marshall Bridges, L (9,1) ERA: 2.25 Steve Ritzik, R (9,1) ERA: 4.88	7.0	W	32	9	1	1	2	4	1	0	0	0	0	5	5	9.00	3.000				
Marshall Bridges, L (9,1) ERA: 2.25 Steve Ritzik, R (9,1) ERA: 4.88	0.1		1	0	0	0	0	0	0	0	0	0	0	1	1	0.00	0.000				
Steve Ritzik, R (9,1) ERA: 4.88	0.2	S	1	0	0	0	0	0	0	0	0	0	0	1	1	0.00	0.000				

Washington Senators @ Chicago White Sox
Comiskey Park, Chicago, IL
Wed Aug 11 1965, 8:05 PM EDT
Unknown

AB	32
R	2
H	12
RBI	2
BB	5
SO	2
LOB	22




Batter	1	2	3	4	5	6	7	8	9	AB	R	H	RBI	BB	SO	LOB	TOP		
Ed Brinkman, R OBP: 0.247, SLG: 0.255 (1, 6)	0-0 6-3		0-0 F8			0-0 F8		0-0 1-3	4 0 0 0 0 0								Washington Senators @ Chicago White Sox Comiskey Park, Chicago, IL Wed Aug 11 1965, 8:05 PM EDT Att: 15,886 - Unknown		
Joe Cunningham, L OBP: 0.364, SLG: 0.306 (1, 3)	0-0 F7			0-0 F8		0-0 F8		0-0 L6	4 0 0 0 0 0										
Ken Hamlin, R OBP: 0.351, SLG: 0.397 (1, 4)	0-0 5-3			0-0 1-3			0-0 4-3	0-0 F8	4 0 0 0 0 0										
Frank Howard, R OBP: 0.349, SLG: 0.487 (1, 7)		0-0 F4		0-3 K			0-0 G3		3 0 0 0 0 1										
Woodie Held, R OBP: 0.355, SLG: 0.465 (1, 9)		0-0 F6			0-0 1B		0-0 F4		3 0 1 0 0 0										
Don Lock, R OBP: 0.320, SLG: 0.367 (1, 8)	4-0 BB				0-0 F7			0-0 F8	2 0 0 0 1 0 1										
Don Zimmer, R OBP: 0.290, SLG: 0.274 (1, 2)	0-0 F8				0-0 F6		4-0 FC6-4 BB		2 0 0 0 1 0 2										
Ken McMullen, R OBP: 0.298, SLG: 0.407 (1, 5)			0-0 F3		0-0 F8		0-0 FC6-4	1-2	3 0 0 0 0 0 2										
Mike McCormick, L OBP: 0.179, SLG: 0.030 (1, 1)			0-3 K		0-0 4-3		0-0 F8		1 0 0 0 0 0 1 0										
Buster Narum, R OBP: 0.083, SLG: 0.118 (3, 1)									0 0 0 0 0 0 0 0										
Doug Carlisle, R OBP: 0.227, SLG: 0.291 (6, 1)									0 0 0 0 0 0 0 0										
Ryne Duren, R OBP: 0.000, SLG: 0.000 (6, 1)									0 0 0 0 0 0 0 0										
Ron Kline, R OBP: 0.000, SLG: 0.000 (7, 1)									0 0 0 0 0 0 0 0										
Willie Kirkland, L OBP: 0.000, SLG: 0.000 (8, PH)									1 0 0 0 0 0 0 1										
Marshall Bridges, S OBP: 0.000, SLG: 0.000 (8, 1)									0 0 0 0 0 0 0 0										
Inning Stats	R: 0 E: 0 K: 0 S: 3	H: 0 LOB: 0 BB: 0 P: 3	R: 0 E: 0 K: 0 S: 3	H: 0 LOB: 1 BB: 1 P: 7	R: 0 E: 0 K: 1 S: 5	H: 0 LOB: 0 BB: 0 P: 5	R: 0 E: 0 K: 1 S: 5	H: 0 LOB: 0 BB: 0 P: 5	R: 0 E: 0 K: 0 S: 4	H: 1 LOB: 1 BB: 0 P: 4	R: 0 E: 0 K: 0 S: 3	H: 0 LOB: 0 BB: 0 P: 3	R: 0 E: 0 K: 0 S: 3	H: 0 LOB: 1 BB: 1 P: 7	R: 0 E: 0 K: 0 S: 3	H: 0 LOB: 0 BB: 0 P: 3	1B: 1 2B: 0 3B: 0 HR: 0	SF: 0 SAC: 0 DP: 0 HBP: 0	WP: 0 PA: 30 CS: 0
PITCHER	IP WLS BF H R ER SO BB IBB HBP BLK WP HR S P ERA WHIP																		
Juan Pizarro, L ERA: 4.32 (1, 1)	9.0 W 30 1 0 0 2 2 0 0 0 0 0 0 0 0 0.00 0.333																		

Batter	1	2	3	4	5	6	7	8	9	AB	R	H	RBI	BB	SO	LOB	BOTTOM		
Don Buford, S OBP: 0.350, SLG: 0.378 (1, 4)	0-0 FC1-5 1B		0-0 1B 2B	0-0 CS 1B		0-3 K		4-0 BB	4 1 3 0 1 1 1								Washington Senators @ Chicago White Sox Comiskey Park, Chicago, IL Wed Aug 11 1965, 8:05 PM EDT Att: 15,886 - Unknown		
Floyd Robinson, L OBP: 0.338, SLG: 0.371 (1, 9)	0-0 FC1-5 1B		0-0 1B 2B	0-0 F5			4-0 1-3 HBP WP BB	0-0 3	4 2 2 1 1 0 2										
Danny Cater, R OBP: 0.412, SLG: 0.412 (1, 7)	0-0 FC1-5		0-0 SH G3-6-1 2B		0-0 F9		1-0 WP 1-2 4-6-3 HBP		3 2 1 2 0 0 2										
Dave Nicholson, R OBP: 0.241, SLG: 0.282 (8, 7)	0-0 FC1-5 1B		0-0 SH G3-6-1 HBP		0-0 6-3		0-0 1-3		0 0 0 0 0 0 0										
Bill Skowron, R OBP: 0.320, SLG: 0.439 (1, 3)	0-3 K		0-0 SH G3-6-1 HBP		0-0 6-3		0-0 1-3		3 0 0 0 0 1 4										
John Romano, R OBP: 0.363, SLG: 0.403 (1, 2)		0-0 5-3	1-0 G3-6-1 HBP		4-0 BB		4-0 4-6-3 1B BB		1 1 0 0 2 0 0										
Pete Ward, L OBP: 0.354, SLG: 0.406 (1, 5)	0-3 K		0-0 G3-6-1		0-0 F2		0-0 4-6-3		4 0 0 1 0 1 4										
Ron Hansen, R OBP: 0.316, SLG: 0.390 (1, 6)			0-0 1B		0-0 F2		0-0 4-6-3		3 0 3 1 1 0 0										
Ken Berry, R OBP: 0.245, SLG: 0.314 (1, 8)		0-3 K	0-0 F5		0-0 F9		0-0 FC4-6		4 0 0 0 0 1 5										
Juan Pizarro, L OBP: 0.231, SLG: 0.231 (1, 1)			0-0 1B 1B		0-0 F8		0-0 F7		4 1 1 0 0 1 1										
Inning Stats	R: 0 E: 0 K: 1 S: 6	H: 2 LOB: 1 BB: 0 P: 6	R: 0 E: 0 K: 2 S: 8	H: 1 LOB: 0 BB: 0 P: 8	R: 4 E: 0 K: 0 S: 7	H: 4 LOB: 2 BB: 1 P: 12	R: 0 E: 0 K: 0 S: 3	H: 1 LOB: 0 BB: 0 P: 3	R: 0 E: 0 K: 0 S: 3	H: 0 LOB: 1 BB: 1 P: 7	R: 0 E: 0 K: 1 S: 6	H: 1 LOB: 1 BB: 0 P: 6	R: 3 E: 0 K: 0 S: 4	H: 1 LOB: 1 BB: 2 P: 13	R: 0 E: 0 K: 1 S: 4	H: 0 LOB: 0 BB: 1 P: 8	1B: 8 2B: 3 3B: 0 HR: 0	SF: 0 SAC: 1 DP: 2 HBP: 2	WP: 1 PA: 38 CS: 1
PITCHER	IP WLS BF H R ER SO BB IBB HBP BLK WP HR S P ERA WHIP																		
Mike McCormick, L ERA: 2.99 (1, 1)	2.0 L 12 7 4 4 3 0 0 0 0 0 0 0 0 18 18.00 3.500																		
Buster Narum, R ERA: 4.32 (3, 1)	3.0 12 1 0 0 0 2 0 1 0 0 0 0 9 18 0.00 1.000																		
Ryne Duren, R ERA: 5.01 (6, 1)	1.2 10 2 3 3 1 2 0 1 0 1 0 9 18 16.20 2.400																		
Ron Kline, R ERA: 2.21 (7, 1)	0.1 1 0 0 0 0 0 0 0 0 0 0 0 1 1 0.00 0.000																		
Marshall Bridges, L ERA: 2.52 (8, 1)	1.0 3 0 0 0 0 1 1 0 0 0 0 0 4 8 0.00 1.000																		

Batter	1	2	3	4	5	6	7	8	9	AB	R	H	RBI	BB	SO	LOB	TOP										
Don Blasingame, L (1,4) OBP: 0.273, SLG: 0.297 Ed Brinkman, R (8,6) OBP: 0.247, SLG: 0.255	0-0 6-3		0-0 F3		0-0 6-3			0-3 K		4	0	0	0	0	1	2	<p>Washington Senators @ Baltimore Orioles</p> <p>Memorial Stadium, Baltimore, MD</p> <p>Fri Aug 13 1965, 7:05 PM EDT</p> <p>Att: 7,605 - Unknown</p>										
Ken Hamlin, R (1,6) OBP: 0.345, SLG: 0.390	0-0 5-3			0-0 6-3	0-0 F4			0-0 6-3		4	0	0	0	0	0	1											
Willie Kirkland, L (1,9) OBP: 0.282, SLG: 0.471	0-0 F5			0-0 HR		0-0 F7		0-0 F3		4	1	1	1	0	0	0											
Frank Howard, R (1,7) OBP: 0.347, SLG: 0.483 Don Lock, R (6,8) OBP: 0.319, SLG: 0.365		0-0 1-3		0-0 E4		0-3 K		0-3 K		3	0	0	0	0	1	0											
Dick Nen, L (1,3) OBP: 0.366, SLG: 0.446		0-0 3-1		0-0 L3		0-0 F4		0-0 HR		4	1	1	1	0	0	1											
Woodie Held, R (1,8) OBP: 0.354, SLG: 0.459		0-0 5-3			4-0 HR		0-0 6-3		0-3 K	3	1	0	0	1	1	0											
Mike Brumley, L (1,2) OBP: 0.272, SLG: 0.276			0-0 F7		0-0 HR		0-0 F7		0-0 F3	4	1	1	2	0	0	0											
Ken McMullen, R (1,5) OBP: 0.300, SLG: 0.409			0-0 F3		0-0 1B		0-0 1B			3	0	2	0	0	0	0											
Phil Ortega, R (1,1) OBP: 0.339, SLG: 0.271 Mike McCormick, L (6,1) OBP: 0.175, SLG: 0.029 Ron Kline, R (9,1)			4-0 BB		0-3 K		0-3 K			1	0	0	0	1	1	1											
										1	0	0	0	0	1	1											
										0	0	0	0	0	0	0											
Inning Stats	R: 0 E: 0 K: 0 S: 3	H: 0 LOB: 0 BB: 0 P: 3	R: 0 E: 0 K: 0 S: 3	H: 0 LOB: 0 BB: 0 P: 3	R: 0 E: 0 K: 0 S: 3	H: 0 LOB: 1 BB: 1 P: 7	R: 1 E: 1 K: 0 S: 4	H: 1 LOB: 0 BB: 0 P: 4	R: 2 E: 0 K: 1 S: 7	H: 2 LOB: 1 BB: 1 P: 11	R: 0 E: 0 K: 1 S: 5	H: 0 LOB: 0 BB: 0 P: 5	R: 0 E: 0 K: 1 S: 6	H: 1 LOB: 1 BB: 0 P: 6	R: 0 E: 0 K: 1 S: 5	H: 0 LOB: 0 BB: 0 P: 5	R: 1 E: 0 K: 2 S: 8	H: 1 LOB: 0 BB: 0 P: 8	1B: 2 2B: 1 3B: 0 HR: 3	SF: 0 SAC: 0 DP: 1 HBP: 0	WP: 0 PB: 0 CS: 0	PA: 34					
PITCHER	IP	WLS	BF	H	R	ER	SO	BB	IBB	HBP	BLK	WP	HR	S	P	ERA	WHIP										
Wally Bunker, R (1,1) ERA: 3.56 Stu Miller, R (8,1) ERA: 2.19	7.0	L	27	4	3	3	3	2	0	0	0	0	2	31	39	3.86	0.857										
	2.0		7	1	1	1	3	0	0	0	0	0	1	13	13	4.50	0.500										

Batter	1	2	3	4	5	6	7	8	9	AB	R	H	RBI	BB	SO	LOB	BOTTOM										
Norm Siebern, L (1,3) OBP: 0.385, SLG: 0.460	0-0 4-3		0-0 1B		0-0 1B		0-0 F9		0-0 FC6	5	0	2	0	0	0	4	<p>Washington Senators @ Baltimore Orioles</p> <p>Memorial Stadium, Baltimore, MD</p> <p>Fri Aug 13 1965, 7:05 PM EDT</p> <p>Att: 7,605 - Unknown</p>										
Russ Snyder, L (1,9) OBP: 0.317, SLG: 0.310	0-0 F8		0-0 5-3		0-3 K			0-3 K		4	0	0	0	0	2	2											
Bob Johnson, R (1,6) OBP: 0.313, SLG: 0.408	0-0 1B		0-0 HR		0-0 F9			0-0 6-3		4	1	2	0	0	0	1											
Brooks Robinson, R (1,5) OBP: 0.372, SLG: 0.452	0-0 1B		0-0 HR		0-0 F9			0-0 G3		4	1	2	2	0	0	0											
Curt Blefary, L (1,7) OBP: 0.367, SLG: 0.452	0-0 F8		0-0 G3		0-0 1B		0-0 G5-4-3		0-0 G5-4-3	4	0	2	0	0	0	2											
Charlie Lau, L (1,2) OBP: 0.380, SLG: 0.507 Dick Brown, R (6,PH) OBP: 0.303, SLG: 0.391		0-3 K		0-3 K		0-0 G5-4-3		0-0 G5-4-3		2	0	0	0	0	2	0											
Paul Blair, R (1,8) OBP: 0.293, SLG: 0.330	0-0 L5		0-0 E3		0-0 E3		0-0 F9		0-0 1B	4	0	2	0	0	0	0											
Jerry Adair, R (1,4) OBP: 0.303, SLG: 0.330	0-0 1B		0-0 L5		0-0 L5		4-0 BB		0-0 1B	3	0	2	0	1	0	1											
Wally Bunker, R (1,1) OBP: 0.262, SLG: 0.114 Carl Warwick, R (7,PH) OBP: 0.196, SLG: 0.178 Stu Miller, R (8,1)		0-3 K			0-0 F4		0-3 K		0-0 FC6	2	0	0	0	0	1	1											
John Orsino, R (9,PH) OBP: 0.329, SLG: 0.432 Mark Belanger, R (9,PR)									1-2 2-3	1	0	1	0	0	0	0											
										0	0	0	0	0	0	0											
Inning Stats	R: 0 E: 0 K: 0 S: 5	H: 2 LOB: 2 BB: 0 P: 5	R: 0 E: 0 K: 2 S: 8	H: 1 LOB: 1 BB: 0 P: 8	R: 2 E: 0 K: 0 S: 5	H: 3 LOB: 0 BB: 0 P: 5	R: 0 E: 1 K: 1 S: 5	H: 1 LOB: 0 BB: 0 P: 5	R: 0 E: 0 K: 1 S: 6	H: 1 LOB: 1 BB: 0 P: 6	R: 0 E: 0 K: 0 S: 3	H: 1 LOB: 0 BB: 0 P: 3	R: 0 E: 0 K: 1 S: 5	H: 0 LOB: 1 BB: 1 P: 9	R: 0 E: 0 K: 1 S: 5	H: 0 LOB: 0 BB: 0 P: 5	R: 0 E: 0 K: 0 S: 6	H: 4 LOB: 3 BB: 0 P: 6	1B: 11 2B: 3 3B: 0 HR: 1	SF: 0 SAC: 0 DP: 4 HBP: 0	WP: 0 PB: 0 CS: 0	PA: 37					
PITCHER	IP	WLS	BF	H	R	ER	SO	BB	IBB	HBP	BLK	WP	HR	S	P	ERA	WHIP										
Phil Ortega, R (1,1) ERA: 4.13 Mike McCormick, L (6,1) ERA: 2.91 Ron Kline, R (9,1) ERA: 2.2	5.1	W	23	9	2	2	4	0	0	0	0	0	0	15	19	0.00	1.200										
	0.1	S	2	1	0	0	0	0	0	0	0	0	0	2	2	0.00	3.000										



Batter	1	2	3	4	5	6	7	8	9	AB	R	H	RBI	BB	SO	LOB	TOP		
Don Blasingame, L (1,4) OBP: 0.275, SLG: 0.297 Ed Brinkman, R (8,6) OBP: 0.341, SLG: 0.252	4-0 G1-6-3 BB		0-0 1-3		0-0 F7			0-0 SH3 1B	0-0 4-3	3	1	1	0	1	0	1			
Ken Hamlin, R (1,6) OBP: 0.341, SLG: 0.384	0-0 F7		0-3 K			0-0 F5		0-0 SH3		3	0	0	0	0	1	1			
Willie Kirkland, L (1,7) OBP: 0.278, SLG: 0.459	0-0 G1-6-3			0-0 1-3		0-0 F5		0-0		4	0	1	1	0	0	1			
Dick Nen, L (1,3) OBP: 0.351, SLG: 0.422		0-0 G3		0-0 G3		0-0 F8		0-3 K		4	0	0	0	0	1	1			
Jim King, L (1,9) OBP: 0.328, SLG: 0.407		4-0 S 1B BB		4-0			0-0 F8	0-0 F3		2	1	0	0	2	0	1			
Woodie Held, R (1,8) OBP: 0.352, SLG: 0.469		0-3 K		0-0 4-3			0-0 BB 1B		0-0	4	2	2	1	0	1	2			
Mike Brumley, L (1,2) OBP: 0.283, SLG: 0.280		0-0 S 1B			4-0 SH1-4 BB		0-0 F8		0-0	3	0	2	1	1	0	1			
Ken McMullen, R (1,5) OBP: 0.308, SLG: 0.415		0-3 K		0-0 F7			4-0 1B BB		0-0	3	0	1	0	1	1	2			
Pete Richert, L (1,1) OBP: 0.196, SLG: 0.146 Ron Kline, R (9,1)			0-0 F8		0-0 SH1-4		0-0 1-3 2-H 1B		0-0 F3	3	0	1	1	0	0	1			
Inning Stats	R: 0 E: 0 K: 0 S: 2	H: 0 LOB: 0 BB: 1 P: 6	R: 1 E: 0 K: 2 S: 8	H: 1 LOB: 1 BB: 1 P: 12	R: 0 E: 0 K: 1 S: 5	H: 0 LOB: 0 BB: 0 P: 5	R: 0 E: 0 K: 0 S: 3	H: 0 LOB: 1 BB: 1 P: 7	R: 0 E: 0 K: 0 S: 3	H: 0 LOB: 0 BB: 0 P: 3	R: 1 E: 0 K: 0 S: 4	H: 2 LOB: 2 BB: 1 P: 8	R: 1 E: 0 K: 0 S: 7	H: 2 LOB: 1 BB: 0 P: 7	R: 1 E: 0 K: 0 S: 5	H: 3 LOB: 1 BB: 0 P: 5	1B: 7 2B: 0 3B: 0 HR: 1	SF: 0 SAC: 2 DP: 1 HBP: 0	WP: 0 PA: 37
PITCHER	IP WLS BF H R ER SO BB IBB HBP BLK WP HR S P ERA WHIP	IP WLS BF H R ER SO BB IBB HBP BLK WP HR S P ERA WHIP	IP WLS BF H R ER SO BB IBB HBP BLK WP HR S P ERA WHIP	IP WLS BF H R ER SO BB IBB HBP BLK WP HR S P ERA WHIP	IP WLS BF H R ER SO BB IBB HBP BLK WP HR S P ERA WHIP	IP WLS BF H R ER SO BB IBB HBP BLK WP HR S P ERA WHIP	IP WLS BF H R ER SO BB IBB HBP BLK WP HR S P ERA WHIP	IP WLS BF H R ER SO BB IBB HBP BLK WP HR S P ERA WHIP	IP WLS BF H R ER SO BB IBB HBP BLK WP HR S P ERA WHIP	IP WLS BF H R ER SO BB IBB HBP BLK WP HR S P ERA WHIP	IP WLS BF H R ER SO BB IBB HBP BLK WP HR S P ERA WHIP	IP WLS BF H R ER SO BB IBB HBP BLK WP HR S P ERA WHIP	IP WLS BF H R ER SO BB IBB HBP BLK WP HR S P ERA WHIP	IP WLS BF H R ER SO BB IBB HBP BLK WP HR S P ERA WHIP	IP WLS BF H R ER SO BB IBB HBP BLK WP HR S P ERA WHIP	IP WLS BF H R ER SO BB IBB HBP BLK WP HR S P ERA WHIP	IP WLS BF H R ER SO BB IBB HBP BLK WP HR S P ERA WHIP	IP WLS BF H R ER SO BB IBB HBP BLK WP HR S P ERA WHIP	IP WLS BF H R ER SO BB IBB HBP BLK WP HR S P ERA WHIP

Washington Senators @ Baltimore Orioles
Memorial Stadium, Baltimore, MD
Sun Aug 15 1965, 3:33 AM EDT
Att: 8,440 - Unknown

AB	30
R	4
H	8
RBI	4
BB	5
SO	4
LOB	12

WP	0	PA	37
SB	0		
CS	1		

Batter	1	2	3	4	5	6	7	8	9	AB	R	H	RBI	BB	SO	LOB	BOTTOM		
Norm Siebern, L (1,3) OBP: 0.382, SLG: 0.456	0-0 5-3		0-3 K			0-3 K		0-0 1B		4	0	1	0	0	2	0			
Paul Blair, R (1,8) OBP: 0.283, SLG: 0.323	0-3 K			0-0 F9		0-0 5-3		0-0 1-2 1B		4	0	1	0	0	1	0			
Bob Johnson, R (1,6) OBP: 0.304, SLG: 0.392	0-0 F7			0-0 4-3		0-0 5-3		0-0 F8		4	0	0	0	0	0	2			
Brooks Robinson, R (1,5) OBP: 0.376, SLG: 0.456		0-0 1-3		0-0			0-0 1B		0-0	4	1	3	0	0	0	0			
Curt Blefary, L (1,7) OBP: 0.366, SLG: 0.445		4-0 BB		0-0 G3			0-0 F5		0-0	3	0	0	0	1	0	3			
Jerry Adair, R (1,4) OBP: 0.297, SLG: 0.323		0-0 F9			0-0 5-3		0-0 F8		0-0	4	0	0	0	0	0	3			
Jackie Brandt, R (1,9) OBP: 0.307, SLG: 0.417		0-3 K			0-3 K		0-0 F5		0-0	4	1	1	0	0	2	2			
Dick Brown, R (1,2) OBP: 0.306, SLG: 0.382 Charlie Lau, L (9,PH) OBP: 0.383, SLG: 0.507			0-0 F7		4-0		0-0	0-3 K		2	0	0	0	1	1	0			
John Miller, R (1,1) OBP: 0.174, SLG: 0.050 John Orsino, R (8,PH) OBP: 0.328, SLG: 0.430 Dick Hall, R (9,1) OBP: 0.583, SLG: 0.700 Boog Powell, L (9,PH) OBP: 0.317, SLG: 0.362				0-0 F7		0-0	0-0 BB		0-0	1	0	1	2	0	0	0			
John Miller, R (1,1) OBP: 0.174, SLG: 0.050 John Orsino, R (8,PH) OBP: 0.328, SLG: 0.430 Dick Hall, R (9,1) OBP: 0.583, SLG: 0.700 Boog Powell, L (9,PH) OBP: 0.317, SLG: 0.362				0-0 3-1		0-0 1-3		0-0 2-H 3-H 1B		2	0	0	0	0	0	1			
Inning Stats	R: 0 E: 0 K: 1 S: 5	H: 0 LOB: 0 BB: 0 P: 5	R: 0 E: 0 K: 1 S: 5	H: 0 LOB: 0 BB: 1 P: 9	R: 0 E: 0 K: 1 S: 5	H: 0 LOB: 0 BB: 0 P: 5	R: 0 E: 0 K: 0 S: 4	H: 1 LOB: 1 BB: 0 P: 4	R: 0 E: 0 K: 1 S: 5	H: 0 LOB: 0 BB: 0 P: 5	R: 0 E: 0 K: 0 S: 4	H: 1 LOB: 1 BB: 0 P: 4	R: 0 E: 0 K: 1 S: 7	H: 2 LOB: 2 BB: 0 P: 7	R: 2 E: 0 K: 0 S: 6	H: 3 LOB: 1 BB: 0 P: 6	1B: 6 2B: 1 3B: 0 HR: 0	SF: 0 SAC: 0 DP: 0 HBP: 0	WP: 0 PA: 36
PITCHER	IP WLS BF H R ER SO BB IBB HBP BLK WP HR S P ERA WHIP	IP WLS BF H R ER SO BB IBB HBP BLK WP HR S P ERA WHIP	IP WLS BF H R ER SO BB IBB HBP BLK WP HR S P ERA WHIP	IP WLS BF H R ER SO BB IBB HBP BLK WP HR S P ERA WHIP	IP WLS BF H R ER SO BB IBB HBP BLK WP HR S P ERA WHIP	IP WLS BF H R ER SO BB IBB HBP BLK WP HR S P ERA WHIP	IP WLS BF H R ER SO BB IBB HBP BLK WP HR S P ERA WHIP	IP WLS BF H R ER SO BB IBB HBP BLK WP HR S P ERA WHIP	IP WLS BF H R ER SO BB IBB HBP BLK WP HR S P ERA WHIP	IP WLS BF H R ER SO BB IBB HBP BLK WP HR S P ERA WHIP	IP WLS BF H R ER SO BB IBB HBP BLK WP HR S P ERA WHIP	IP WLS BF H R ER SO BB IBB HBP BLK WP HR S P ERA WHIP	IP WLS BF H R ER SO BB IBB HBP BLK WP HR S P ERA WHIP	IP WLS BF H R ER SO BB IBB HBP BLK WP HR S P ERA WHIP	IP WLS BF H R ER SO BB IBB HBP BLK WP HR S P ERA WHIP	IP WLS BF H R ER SO BB IBB HBP BLK WP HR S P ERA WHIP	IP WLS BF H R ER SO BB IBB HBP BLK WP HR S P ERA WHIP	IP WLS BF H R ER SO BB IBB HBP BLK WP HR S P ERA WHIP	IP WLS BF H R ER SO BB IBB HBP BLK WP HR S P ERA WHIP

Washington Senators @ Baltimore Orioles
Memorial Stadium, Baltimore, MD
Sun Aug 15 1965, 3:33 AM EDT
Att: 8,440 - Unknown

AB	34
R	2
H	7
RBI	2
BB	2
SO	6
LOB	12

WP	0	PA	36
SB	0		
CS	0		

Batter	1	2	3	4	5	6	7	8	9	AB	R	H	RBI	BB	SO	LOB	TOP				
Don Buford, S OBP: 0.351, SLG: 0.388 (1, 4)										5	3	3	0	0	1	0	Chicago White Sox @ Washington Senators D.C. Stadium, Washington, DC Tue Aug 17 1965, 7:05 PM EDT Unknown livebaseballscorecards.com				
Floyd Robinson, L OBP: 0.340, SLG: 0.369 (1, 9)										4	1	2	0	1	0	1					
Danny Cater, R OBP: 0.324, SLG: 0.426 (1, 7)										5	1	3	3	0	0	2					
Bill Skowron, R OBP: 0.327, SLG: 0.444 (9, PR)										4	0	2	1	0	0	3					
Tom McCraw, L OBP: 0.274, SLG: 0.275 (9, 3)										0	0	0	0	0	0	0					
John Romano, R OBP: 0.363, SLG: 0.426 (1, 2)										3	0	0	0	0	1	3					
J.C. Martin, L OBP: 0.348, SLG: 0.358 (6, 2)										2	1	1	0	0	0	1					
Pete Ward, L OBP: 0.347, SLG: 0.393 (1, 5)										3	0	0	0	0	0	3					
Ron Hansen, R OBP: 0.310, SLG: 0.377 (1, 6)										4	0	1	1	0	0	0					
Ken Berry, R OBP: 0.258, SLG: 0.331 (1, 8)										4	1	3	1	0	0	0					
John Buzhardt, R OBP: 0.238, SLG: 0.135 (1, 1)										3	0	0	0	0	2	0					
Hoyt Wilhelm, R (7, 1)										1	0	0	0	0	1	2					
Inning Stats	R: 2 E: 0 K: 0 S: 6	H: 4 LOB: 1 BB: 0 P: 6	R: 1 E: 0 K: 2 S: 8	H: 1 LOB: 0 BB: 0 P: 8	R: 1 E: 0 K: 0 S: 5	H: 2 LOB: 1 BB: 0 P: 5	R: 0 E: 0 K: 1 S: 5	H: 0 LOB: 0 BB: 0 P: 5	R: 0 E: 1 K: 0 S: 4	H: 0 LOB: 1 BB: 0 P: 4	R: 0 E: 0 K: 1 S: 5	H: 0 LOB: 0 BB: 0 P: 5	R: 1 E: 1 K: 0 S: 5	H: 3 LOB: 2 BB: 1 P: 9	R: 1 E: 0 K: 1 S: 7	H: 3 LOB: 2 BB: 0 P: 7	R: 1 E: 0 K: 0 S: 4	H: 2 LOB: 1 BB: 0 P: 5	1B: 9 2B: 6 3B: 0 HR: 1	SF: 0 SAC: 1 DP: 3 HBP: 1	WP: 0 PA: 41 PB: 0 CS: 0
PITCHER	IP WLS BF H R ER SO BB IBB HBP BLK WP HR S P ERA WHIP																				
Mike McCormick, L ERA: 3.12 (1, 1)	3.0 L 15 7 4 4 2 0 0 0 0 0 0 1 19 19 12.00 2.333																				
Buster Narum, R ERA: 4.12 (4, 1)	2.0 7 0 0 0 1 0 0 0 0 0 0 0 9 9 4.50 2.000																				
Steve Ródzik, R ERA: 4.75 (6, 1)	2.0 9 3 1 1 1 1 0 0 0 0 0 0 10 14 4.50 2.000																				
Marshall Bridges, L ERA: 2.66 (8, 1)	0.1 4 3 1 1 0 0 0 0 0 0 0 0 4 4 27.00 9.000																				
Ryne Duren, R ERA: 5.03 (8, 1)	1.2 6 2 1 1 1 0 0 0 1 0 0 0 7 8 5.40 1.200																				


Batter	1	2	3	4	5	6	7	8	9	AB	R	H	RBI	BB	SO	LOB	BOTTOM				
Don Blasingame, L OBP: 0.272, SLG: 0.293 (1, 4)										4	0	0	0	0	0	4	Chicago White Sox @ Washington Senators D.C. Stadium, Washington, DC Tue Aug 17 1965, 7:05 PM EDT Unknown livebaseballscorecards.com				
Ken Hamlin, R OBP: 0.336, SLG: 0.378 (1, 6)										4	0	0	0	0	0	0					
Willie Kirkland, L OBP: 0.274, SLG: 0.450 (1, 7)										4	0	0	0	0	0	0					
Dick Nen, L OBP: 0.357, SLG: 0.425 (1, 3)										4	0	2	0	0	1	0					
Jim King, L OBP: 0.326, SLG: 0.401 (1, 9)										3	1	0	0	0	0	2					
Woodie Held, R OBP: 0.351, SLG: 0.463 (1, 8)										3	0	0	0	1	2	1					
Mike Brumley, L OBP: 0.277, SLG: 0.273 (1, 2)										4	0	0	0	0	0	2					
Ken McMullen, R OBP: 0.313, SLG: 0.421 (1, 5)										2	1	2	1	1	0	0					
Mike McCormick, L OBP: 0.175, SLG: 0.020 (3, PH)										0	0	0	0	0	0	0					
Doug Cattell, R OBP: 0.268, SLG: 0.286 (4, 1)										1	0	0	0	0	0	1					
Buster Narum, R OBP: 0.281, SLG: 0.114 (4, 1)										0	0	0	0	0	0	0					
Joe Cunningham, L OBP: 0.281, SLG: 0.333 (5, PH)										1	0	1	0	0	0	0					
Steve Ródzik, R OBP: 0.194, SLG: 0.233 (8, 1)										0	0	0	0	0	0	0					
Frank Howard, R OBP: 0.345, SLG: 0.460 (8, 1)										1	0	0	0	0	0	2					
Marshall Bridges, S OBP: 0.205, SLG: 0.000 (8, 1)										0	0	0	0	0	0	0					
Ryne Duren, R (8, 1)										0	0	0	0	0	0	0					
Inning Stats	R: 0 E: 0 K: 0 S: 3	H: 0 LOB: 0 BB: 0 P: 3	R: 0 E: 0 K: 1 S: 5	H: 1 LOB: 0 BB: 0 P: 5	R: 0 E: 0 K: 0 S: 4	H: 0 LOB: 0 BB: 0 P: 4	R: 0 E: 0 K: 1 S: 5	H: 0 LOB: 0 BB: 0 P: 5	R: 2 E: 0 K: 1 S: 7	H: 2 LOB: 1 BB: 0 P: 8	R: 0 E: 0 K: 0 S: 4	H: 1 LOB: 1 BB: 0 P: 4	R: 0 E: 0 K: 0 S: 3	H: 0 LOB: 2 BB: 2 P: 11	R: 0 E: 0 K: 0 S: 3	H: 0 LOB: 0 BB: 0 P: 3	R: 0 E: 0 K: 0 S: 3	H: 0 LOB: 0 BB: 0 P: 3	1B: 4 2B: 2 3B: 0 HR: 0	SF: 0 SAC: 0 DP: 1 HBP: 1	WP: 0 PA: 34 PB: 0 CS: 0
PITCHER	IP WLS BF H R ER SO BB IBB HBP BLK WP HR S P ERA WHIP																				
John Buzhardt, R ERA: 3.22 (1, 1)	6.0 W 24 5 2 2 3 1 0 0 0 0 0 0 28 33 3.00 1.000																				
Hoyt Wilhelm, R ERA: 2.17 (7, 1)	3.0 S 10 0 0 0 0 1 0 0 0 0 0 0 9 13 0.00 0.333																				

Batter	1	2	3	4	5	6	7	8	9	AB	R	H	RBI	BB	SO	LOB	TOP										
Danny Carter, R OBP: 0.322, SLG: 0.423 (1, 7)	0-0 6-3		0-0 5-3	0-0 1B		0-0 F8		0-0 F8		5	0	1	0	0	0	1											
Don Buford, S OBP: 0.352, SLG: 0.393 (1, 4) (9, 5)	0-0 1B 3B		0-0 4-3	0-0 1B		0-0 F8			0-0 F7	5	1	2	0	0	0	0											
Floyd Robinson, L OBP: 0.343, SLG: 0.377 (1, 9)	0-0 1B		0-0 HR	0-0 4-3			0-0 F5		4-0 FC5-2 BB	4	1	2	2	1	0	2											
Bill Skowron, R OBP: 0.326, SLG: 0.443 (3, PH) Tom McCraw, L OBP: 0.274, SLG: 0.275 (3, 3)	0-0 G6-4-3		0-0 1B		0-0 F8		0-0 1-3		0-0 E8 FC5-2 1-3	1	0	0	0	0	0	1											
Pete Ward, L OBP: 0.347, SLG: 0.391 Al Weis, S OBP: 0.348, SLG: 0.386 (9, PR) (9, 4)		0-0 G3	0-0 1B	0-0 WP 1B	0-0 4-3		0-3 K		4-0 FC5-2 IBB	4	0	1	0	1	1	0											
Ron Hansen, R OBP: 0.311, SLG: 0.381 (1, 6)	0-0 5-3		0-0 1B	0-0 BB	0-3 K			0-0 FC5-2 3B	4	1	1	0	1	1	3												
J.C. Martin, L OBP: 0.345, SLG: 0.359 (1, 2)	0-0 E4		0-0 F7		0-0 FC1-5 2B			0-0 F9	5	0	1	0	0	1	6												
Ken Berry, R OBP: 0.258, SLG: 0.328 (1, 8)	0-0 E6		0-0 F8		0-0 FC1-5 HR			0-0 HBP	3	1	0	0	0	0	2												
Juan Pizarro, L OBP: 0.235, SLG: 0.412 (1, 1)	0-0 1-3		0-0 G3		0-0 HR			0-3 K	4	1	1	2	0	1	3												
Inning Stats	R: 1 E: 0 K: 0 S: 4	H: 2 LOB: 0 BB: 0 P: 4	R: 0 E: 2 K: 0 S: 5	H: 0 LOB: 2 BB: 0 P: 5	R: 1 E: 0 K: 0 S: 6	H: 3 LOB: 3 BB: 1 P: 10	R: 0 E: 0 K: 0 S: 5	H: 2 LOB: 2 BB: 0 P: 5	R: 0 E: 0 K: 1 S: 5	H: 0 LOB: 0 BB: 0 P: 5	R: 2 E: 0 K: 0 S: 5	H: 2 LOB: 0 BB: 0 P: 5	R: 0 E: 0 K: 1 S: 5	H: 0 LOB: 0 BB: 0 P: 5	R: 1 E: 0 K: 1 S: 6	H: 1 LOB: 1 BB: 0 P: 7	R: 0 E: 1 K: 1 S: 6	H: 0 LOB: 3 BB: 2 P: 14	1B: 5 2B: 1 3B: 2 HR: 2	SF: 0 SAC: 0 DP: 1 HBP: 1	WP: 1 PB: 0 SB: 2 CS: 0	PA: 43					
PITCHER	IP	WLS	BF	H	R	ER	SO	BB	IBB	HBP	BLK	WP	HR	S	P	ERA	WHIP										
Bennie Daniels, R ERA: 4.75 (1, 1)	5.2	L	28	9	4	4	1	1	0	0	0	1	2	29	33	6.35	1.765										
Frank Kreuzer, L ERA: 4.2 (6, 1)	1.1		4	0	0	0	1	0	0	0	0	0	0	6	6	0.00	0.000										
Ron Kline, R ERA: 2.24 (8, 1)	2.0		11	1	1	1	2	1	1	1	0	0	0	12	21	4.50	1.000										

Chicago White Sox @ Washington Senators
D.C. Stadium, Washington, DC
Tue Aug 17 1965, 7:05 PM EDT
Att: 12,685 - Unknown

livebaseballscorecards.com

AB	39
R	5
H	10
RBI	4
BB	3
SO	4
LOB	19




Batter	1	2	3	4	5	6	7	8	9	AB	R	H	RBI	BB	SO	LOB	BOTTOM										
Joe Cunningham, L OBP: 0.366, SLG: 0.328 (1, 3)	0-0 F9		0-3 K		0-0 F9		0-0 G4-3		0-0 1B	5	0	1	0	0	1	3											
Ken Hamlin, R OBP: 0.330, SLG: 0.370 (1, 4)	0-0 F8		0-0 4-3		0-0 F3			0-0 F9	5	0	0	0	0	0	0	3											
Ken McMullen, R OBP: 0.315, SLG: 0.420 (1, 5)	4-0 E BB		0-3 K		0-0 F3			0-0 1B 1B	3	1	1	0	1	1	0												
Frank Howard, R OBP: 0.349, SLG: 0.483 (1, 7)	0-0 E3 1B		0-0 F7		0-0 FC5-4 1B			0-0 1B 1B	4	0	3	0	0	0	0												
Woodie Held, R OBP: 0.349, SLG: 0.458 (1, 9)	0-0 F3		0-0 BB		0-0 FC5-4			0-0 F6	3	0	0	0	1	0	4												
Don Lock, R OBP: 0.316, SLG: 0.362 (1, 8)		0-0 4-3		0-3 K		0-0 F8		0-0 1-3	4	0	0	0	0	1	4												
Don Zimmer, R OBP: 0.301, SLG: 0.279 (1, 2)		4-0 BB		0-3 K			0-0 BB 1B		0-0 1B 1B	3	0	2	0	1	1												
Ed Brinkman, R OBP: 0.242, SLG: 0.249 (1, 6)		0-3 K			0-0 6-3		0-0 F9		0-0 F8	4	0	0	0	0	1	3											
Bennie Daniels, L OBP: 0.238, SLG: 0.133 (8, 1) Frank Kreuzer, R OBP: 0.187, SLG: 0.400 (7, PH) Doug Carlisle, R OBP: 0.266, SLG: 0.288 (7, PH) Pete Richert, R OBP: 0.197, SLG: 0.148 (8, 1) Ron Kline, R OBP: 0.273, SLG: 0.445 (9, PH)		0-0 L4		4-0 BB		0-0 G4-3 BB		0-0 F9	1	0	0	0	1	0	1												
Inning Stats	R: 1 E: 1 K: 0 S: 4	H: 1 LOB: 1 BB: 1 P: 8	R: 0 E: 0 K: 1 S: 5	H: 0 LOB: 1 BB: 1 P: 9	R: 0 E: 0 K: 2 S: 7	H: 0 LOB: 0 BB: 0 P: 7	R: 0 E: 0 K: 2 S: 7	H: 0 LOB: 1 BB: 1 P: 11	R: 0 E: 0 K: 0 S: 3	H: 0 LOB: 1 BB: 1 P: 7	R: 0 E: 0 K: 0 S: 4	H: 1 LOB: 2 BB: 0 P: 4	R: 0 E: 0 K: 0 S: 3	H: 1 LOB: 2 BB: 1 P: 7	R: 0 E: 0 K: 0 S: 5	H: 2 LOB: 0 BB: 0 P: 5	R: 0 E: 0 K: 0 S: 5	H: 2 LOB: 2 BB: 0 P: 5	1B: 7 2B: 0 3B: 0 HR: 0	SF: 0 SAC: 0 DP: 1 HBP: 0	WP: 0 PB: 0 SB: 0 CS: 0	PA: 38					
PITCHER	IP	WLS	BF	H	R	ER	SO	BB	IBB	HBP	BLK	WP	HR	S	P	ERA	WHIP										
Juan Pizarro, L ERA: 3.55 (1, 1)	9.0	W	38	7	1	0	5	5	0	0	0	0	0	43	63	0.00	1.333										

Chicago White Sox @ Washington Senators
D.C. Stadium, Washington, DC
Tue Aug 17 1965, 7:05 PM EDT
Att: 12,685 - Unknown

livebaseballscorecards.com


AB	33
R	1
H	7
RBI	0
BB	5
SO	5
LOB	20



Batter	1	2	3	4	5	6	7	8	9	AB	R	H	RBI	BB	SO	LOB	TOP										
Danny Carter, R OBP: 0.319, SLG: 0.418	K	5-3		K		F4		FC6-4		5	0	0	0	0	2	1											
Don Buford, S OBP: 0.382, SLG: 0.390	1-3			6-3		F7			1B	3	1	0	0	2	0	0											
Ron Hansen, R OBP: 0.311, SLG: 0.381			HR						BB	0	1	0	0	0	0	0											
Floyd Robinson, L OBP: 0.346, SLG: 0.378	HR			F8			4-1		1B	4	2	2	0	1	0	1											
Pete Ward, L OBP: 0.350, SLG: 0.401	HR			HR			G3		1B	4	2	2	3	1	0	1											
John Romano, R OBP: 0.371, SLG: 0.443	BB			HR					BB	4	1	3	4	1	1	0											
Tom McCraw, L OBP: 0.281, SLG: 0.275	BB			1B		F8			1B	3	1	1	0	2	0	3											
Al Weis, S OBP: 0.345, SLG: 0.382	K			1B		K		SH3-4	F9	4	0	1	0	0	2	5											
Ken Berry, R OBP: 0.257, SLG: 0.326			F6	F7		F3		FC6-4	FC4	5	0	1	1	0	0	5											
Bruce Howard, S OBP: 0.182, SLG: 0.172		4-3		F9						4	0	0	0	0	2	3											
Bob Locker, S						K		K		0	0	0	0	0	0	0											
Inning Stats	R: 2 E: 0 K: 2 S: 8	H: 1 LOB: 2 BB: 3 P: 20	R: 0 E: 0 K: 0 S: 3	H: 0 LOB: 0 BB: 0 P: 3	R: 3 E: 0 K: 0 S: 6	H: 3 LOB: 2 BB: 2 P: 14	R: 0 E: 0 K: 1 S: 6	H: 1 LOB: 1 BB: 0 P: 6	R: 0 E: 0 K: 1 S: 5	H: 0 LOB: 0 BB: 0 P: 5	R: 0 E: 0 K: 1 S: 5	H: 0 LOB: 0 BB: 0 P: 5	R: 1 E: 0 K: 0 S: 6	H: 1 LOB: 1 BB: 1 P: 10	R: 2 E: 0 K: 0 S: 6	H: 3 LOB: 2 BB: 1 P: 10	1B: 8 2B: 0 3B: 0 HR: 2	SF: 0 SAC: 1 DP: 0 HBP: 0	WP: 1 PB: 0 SB: 0 CS: 0	PA: 44							
PITCHER	IP	WLS	BF	H	R	ER	SO	BB	IBB	HBP	BLK	WP	HR	S	P	ERA	WHIP										
Phil Ortega, R ERA: 4.35	2.1	L	14	2	5	5	2	5	0	0	0	0	2	13	33	19.29	3.000										
Marshall Bridges, L ERA: 2.49	2.2		12	4	0	0	2	0	0	0	0	0	0	16	20	0.00	1.500										
Howie Koplitz, R ERA: 4.62	3.0		11	1	1	1	3	1	0	0	0	1	0	16	20	3.00	0.667										
Ryne Duren, R ERA: 5.56	0.0		2	1	2	2	0	1	0	0	0	0	0	1	5	=	=										
Mike McCormick, L ERA: 3.1	1.0		5	2	0	0	0	0	0	0	0	0	0	5	5	0.00	2.000										

Chicago White Sox @ Washington Senators
D.C. Stadium, Washington, DC
Wed Aug 18 1965, 7:05 PM EDT
Att: 5,393 - Unknown


AB 36
R 8
H 10
RBI 8
BB 7
SO 7
LOB 19




Batter	1	2	3	4	5	6	7	8	9	AB	R	H	RBI	BB	SO	LOB	BOTTOM										
Don Blasingame, L OBP: 0.272, SLG: 0.293	F8		4-3		4-3			G4-6-3	F8	4	0	1	0	0	0	0											
Ryne Duren, R								1B		0	0	0	0	0	0	0											
Mike McCormick, L OBP: 0.175, SLG: 0.029										0	0	0	0	0	0	0											
Ken Hamlin, R OBP: 0.328, SLG: 0.368								1B		1	0	0	0	0	0	3											
Ken McMullen, R OBP: 0.316, SLG: 0.421			K			G4-6-3		G4-6-3		4	0	2	0	0	1	1											
Willie Kirkland, L OBP: 0.276, SLG: 0.449	K					K			BB	4	1	2	0	0	2	2											
Dick Nen, L OBP: 0.345, SLG: 0.409	4-3		4-3			G4-6-3			F6	4	0	0	0	0	0	4											
Jim King, L OBP: 0.325, SLG: 0.395		5-3		F2			4-3		BB	3	1	0	0	1	0	0											
Woodie Held, R OBP: 0.355, SLG: 0.460		F8				G4-6-3			BB	3	0	2	0	1	0	0											
Mike Brumley, L OBP: 0.282, SLG: 0.284					G4-6-3		F2		BB	4	0	2	2	0	0	2											
Ed Brinkman, R OBP: 0.243, SLG: 0.248									BB	2	0	0	0	1	1	1											
Frank Howard, R OBP: 0.350, SLG: 0.483									BB	0	0	0	0	1	0	0											
Pete Richert, L OBP: 0.196, SLG: 0.146									BB	0	0	0	0	0	0	0											
Phil Ortega, R OBP: 0.285, SLG: 0.285										1	0	0	0	0	0	2											
Marshall Bridges, S OBP: 0.200, SLG: 0.000										0	0	0	0	0	0	0											
Joe Cunningham, L OBP: 0.240, SLG: 0.240										1	0	0	0	0	0	0											
Howie Koplitz, R OBP: 0.250, SLG: 0.250										0	0	0	0	0	0	0											
Don Zimmerman, R OBP: 0.115, SLG: 0.115										2	0	0	0	0	1	3											
Inning Stats	R: 0 E: 0 K: 1 S: 6	H: 1 LOB: 1 BB: 0 P: 6	R: 0 E: 0 K: 0 S: 4	H: 1 LOB: 2 BB: 1 P: 8	R: 0 E: 0 K: 1 S: 6	H: 1 LOB: 1 BB: 0 P: 6	R: 0 E: 0 K: 0 S: 3	H: 1 LOB: 0 BB: 0 P: 3	R: 0 E: 0 K: 1 S: 5	H: 1 LOB: 0 BB: 0 P: 5	R: 0 E: 0 K: 1 S: 6	H: 1 LOB: 1 BB: 0 P: 6	R: 0 E: 0 K: 1 S: 5	H: 1 LOB: 0 BB: 0 P: 5	R: 2 E: 0 K: 0 S: 5	H: 2 LOB: 3 BB: 3 P: 17	1B: 8 2B: 1 3B: 0 HR: 0	SF: 0 SAC: 0 DP: 3 HBP: 0	WP: 0 PB: 0 SB: 0 CS: 0	PA: 37							
PITCHER	IP	WLS	BF	H	R	ER	SO	BB	IBB	HBP	BLK	WP	HR	S	P	ERA	WHIP										
Bruce Howard, R ERA: 3.84	8.1	W	35	9	2	2	5	4	0	0	0	0	0	41	57	2.16	1.560										
Bob Locker, R ERA: 2.52	0.2	S	2	0	0	0	0	0	0	0	0	0	0	2	2	0.00	0.000										

Chicago White Sox @ Washington Senators
D.C. Stadium, Washington, DC
Wed Aug 18 1965, 7:05 PM EDT
Att: 5,393 - Unknown

AB 33
R 2
H 9
RBI 2
BB 4
SO 5
LOB 18



Batter	1	2	3	4	5	6	7	8	9	AB	R	H	RBI	BB	SO	LOB	TOP										
Larry Brown, R (1, 6) OBP: 0.332, SLG: 0.397	0-0 5-3		0-0 F3		0-0 5-3		0-0 F8			4	0	0	0	0	0	1	Cleveland Indians @ Washington Senators D.C. Stadium, Washington, DC Fri Aug 20 1965, 7:05 PM EDT Att: 9,203 - Unknown										
Vic Davallo, L (1, 8) OBP: 0.342, SLG: 0.377	0-0 3-1		0-0 1-3		0-3 K			4-0 1B BB		3	0	0	0	1	1												
Chuck Hinton, R (1, 7) OBP: 0.340, SLG: 0.465	0-3 K			0-0 HR		0-0 FC5 1B		0-0 F4		4	1	2	1	0	1												
Rocky Colavito, R (1, 9) OBP: 0.392, SLG: 0.507		0-0 F8		0-0 3-1 SF8 2B		0-0 F8		0-0 F9		4	1	1	0	0	2												
Fred Whitfield, L (1, 3) OBP: 0.309, SLG: 0.493		0-0 F3		0-0 3-1		0-0 F2		0-0		4	0	1	0	0	2												
Max Alvis, R (1, 5) OBP: 0.339, SLG: 0.455		0-0 S 1B		4-0 2-3 BB		4-0		0-0 1B		2	0	1	0	2	2												
Joe Azcue, R (1, 2) OBP: 0.286, SLG: 0.263	0-0 6-3		0-0 1-2	0-0 SF8		0-0 FC5			0-0 6-3	3	0	0	1	0	3												
Pedro Gonzalez, R (1, 4) OBP: 0.311, SLG: 0.384			0-0 1B	0-0 F3			0-0 F3		0-0 F9	4	0	1	0	0	1												
Luis Tiant, R (1, 1) OBP: 0.121, SLG: 0.143			0-0 F3		0-3 K		0-3 K		0-3 K	4	0	0	0	0	3	1											
Inning Stats	R: 0 E: 0 K: 1 S: 5	H: 0 LOB: 0 BB: 0 P: 5	R: 0 E: 0 K: 0 S: 4	H: 1 LOB: 1 BB: 0 P: 4	R: 0 E: 0 K: 0 S: 4	H: 1 LOB: 1 BB: 0 P: 4	R: 2 E: 0 K: 0 S: 5	H: 2 LOB: 0 BB: 1 P: 9	R: 0 E: 0 K: 0 S: 4	H: 0 LOB: 0 BB: 0 P: 7	R: 0 E: 0 K: 1 S: 5	H: 0 LOB: 0 BB: 0 P: 5	R: 0 E: 0 K: 0 S: 4	H: 1 LOB: 2 BB: 1 P: 8	R: 0 E: 0 K: 0 S: 4	H: 0 LOB: 0 BB: 0 P: 5		R: 0 E: 0 K: 1 S: 5	H: 0 LOB: 0 BB: 0 P: 5	1B: 4 2B: 1 3B: 0 HR: 1	SF: 1 SAC: 0 DP: 0 HBP: 0	WP: 0 PB: 0 SB: 2 CS: 0	PA: 36				
PITCHER	IP	WLS	BF	H	R	ER	SO	BB	IBB	HBP	BLK	WP	HR	S	P	ERA	WHIP										
Buster Narum, R (1, 1) ERA: 4.01	8.0		33	6	2	2	4	2	1	0	0	0	1	38	50	2.25	1.000										
Ron Kline, R (9, 1) ERA: 2.21	1.0	W	3	0	0	0	1	0	0	0	0	0	0	5	5	0.00	0.000										

Batter	1	2	3	4	5	6	7	8	9	AB	R	H	RBI	BB	SO	LOB	BOTTOM										
Don Blasingame, L (1, 4) OBP: 0.271, SLG: 0.292	0-0 FC1-4 1B			0-0 4-3		0-0 L6		0-3 K		4	0	1	0	0	1	1	Cleveland Indians @ Washington Senators D.C. Stadium, Washington, DC Fri Aug 20 1965, 7:05 PM EDT Att: 9,203 - Unknown										
Ken McMullen, R (1, 5) OBP: 0.316, SLG: 0.418	0-0 FC1-4 1-2			4-0 1B BB		0-0 1-3		0-0 6-3		3	1	0	0	1	0	2											
Willie Kirkland, L (1, 9) OBP: 0.276, SLG: 0.446	0-3 K			0-0 1B 1-2		0-3 K			0-0 F7	4	0	1	0	0	2	1											
Frank Howard, R (1, 7) OBP: 0.350, SLG: 0.482		0-0 3-1		0-3 K			0-0		4-0 HR BB	3	0	1	0	0	1	2											
Don Lock, R (7, PR) OBP: 0.316, SLG: 0.362										0	0	0	0	0	0	0											
Jim King, L (9, PH) OBP: 0.328, SLG: 0.395										0	1	0	0	1	0	0											
Dick Nen, L (1, 3) OBP: 0.350, SLG: 0.439		0-0 6-3		0-0 1-2 2-H 1B		0-0 F6		0-0 F7		4	1	2	3	0	0	1											
Woodie Held, R (1, 8) OBP: 0.351, SLG: 0.455		0-3 K		0-3 K		0-0 F7		0-0 F7		3	0	0	0	0	2	3											
Mike Brumley, L (1, 2) OBP: 0.283, SLG: 0.285			0-0 G6-4-3 1B		0-3 K		0-0 F9			3	0	1	0	0	1	1											
Ken Hamlin, R (1, 6) OBP: 0.329, SLG: 0.368			0-0 G6-4-3 1-2		0-0 1-3			0-0 SH5-4 1B		3	0	1	0	0	0	1											
Buster Narum, R (1, 1) OBP: 0.077, SLG: 0.108			0-3 K		0-3 K			0-0 SH5-4		2	0	0	0	0	2	0											
Joe Cunningham, L (8, PH) OBP: 0.364, SLG: 0.326										0	0	0	0	0	0	0											
Ron Kline, R (9, 1) ERA: 2.21										0	0	0	0	0	0	0											
Inning Stats	R: 0 E: 0 K: 1 S: 5	H: 1 LOB: 0 BB: 0 P: 5	R: 0 E: 0 K: 1 S: 5	H: 0 LOB: 0 BB: 0 P: 5	R: 0 E: 0 K: 1 S: 5	H: 1 LOB: 0 BB: 0 P: 5	R: 1 E: 0 K: 2 S: 9	H: 2 LOB: 2 BB: 1 P: 13	R: 0 E: 0 K: 2 S: 7	H: 0 LOB: 0 BB: 0 P: 7	R: 0 E: 0 K: 1 S: 5	H: 0 LOB: 0 BB: 0 P: 5	R: 0 E: 0 K: 0 S: 4	H: 1 LOB: 1 BB: 0 P: 4	R: 0 E: 0 K: 1 S: 6	H: 1 LOB: 1 BB: 0 P: 6	R: 2 E: 0 K: 0 S: 2	H: 1 LOB: 0 BB: 1 P: 6	1B: 6 2B: 0 3B: 0 HR: 1	SF: 0 SAC: 1 DP: 1 HBP: 0	WP: 0 PB: 0 SB: 0 CS: 0	PA: 32					
PITCHER	IP	WLS	BF	H	R	ER	SO	BB	IBB	HBP	BLK	WP	HR	S	P	ERA	WHIP										
Luis Tiant, R (1, 1) ERA: 3.15	8.1	L	32	7	3	3	9	2	0	0	0	0	1	48	56	3.24	1.080										


Batter	1	2	3	4	5	6	7	8	9	AB	R	H	RBI	BB	SO	LOB	TOP
Vic Davallillo, L OBP: 0.339, SLG: 0.373 (1, 8)	F9	F8			1-3		F9			4	0	0	0	0	0	2	Cleveland Indians @ Washington Senators D.C. Stadium, Washington, DC Sat Aug 21 1965, 3:33 AM EDT Att: 3,317 - Unknown livebaseballscores.com
Chico Salmon, R OBP: 0.279, SLG: 0.413 Fred Whitfield, L OBP: 0.309, SLG: 0.491 (8, PH) (8, 3)	1B 2B		6-3			K		F5		3	1	1	0	0	1	0	
Chuck Hinton, R OBP: 0.340, SLG: 0.463 (1, 7)	K		F8			6-3		WP 1B		4	0	1	0	0	1	1	
Rocky Colavito, R OBP: 0.393, SLG: 0.507 (1, 9)	FC5-4 2H 1B		L5			2B 1B		F6 1-2		4	1	2	1	0	0	1	
Max Alvis, R OBP: 0.340, SLG: 0.457 (1, 5)	FC5-4 1-2				K	1B 2B				3	0	1	0	1	1	1	
Larry Brown, R OBP: 0.334, SLG: 0.401 (1, 6)		6-3 2B			F7			F1		4	0	2	1	0	0	2	
Pedro Gonzalez, R OBP: 0.307, SLG: 0.379 (1, 4)		6-3 2-3			F9			F8		4	0	0	0	0	0	3	
Phil Roof, R OBP: 0.194, SLG: 0.147 Al Luplow, L OBP: 0.237, SLG: 0.314 (9, PH)		4-0 BB			F3			F7		2	0	0	0	1	0	0	
Steve Hargan, R (1, 1)		0-0 F3			5-3			4-3		3	0	0	0	0	0	2	
Dick Howser, R OBP: 0.360, SLG: 0.288 (9, PH)										1	0	0	0	0	0	0	
Inning Stats	R: 1 E: 0 K: 1 S: 7	H: 2 LOB: 1 BB: 0 P: 7	R: 0 E: 0 K: 0 S: 4	H: 1 LOB: 2 BB: 1 P: 8	R: 0 E: 0 K: 0 S: 3	H: 0 LOB: 0 BB: 0 P: 3	R: 0 E: 0 K: 1 S: 5	H: 3 LOB: 2 BB: 0 P: 8	R: 0 E: 0 K: 0 S: 3	H: 1 LOB: 2 BB: 1 P: 8	R: 0 E: 0 K: 1 S: 5	H: 0 LOB: 0 BB: 0 P: 5	1B: 4 2B: 3 3B: 0 HR: 0	SF: 0 SAC: 0 DP: 0 HBP: 0	WP: 1 PB: 0 SB: 0 CS: 0	PA: 36	
PITCHER	IP WLS BF H R ER SO BB IBB HBP BLK WP HR S P ERA WHIP																
Mike McCormick, L ERA: 3.07 (1, 1)	7.0	28	6	2	2	3	1	0	0	0	0	0	0	33	37	2.57	1.000
Howie Koplitz, R ERA: 4.5 (8, 1)	2.0	8	1	0	0	1	0	1	0	0	1	0	9	13	0.00	0.500	

Batter	1	2	3	4	5	6	7	8	9	AB	R	H	RBI	BB	SO	LOB	BOTTOM			
Don Blasingame, L OBP: 0.268, SLG: 0.289 Howie Koplitz, R OBP: 0.115, SLG: 0.115 (8, 1)	4-3		K		FC2-6 FC4-6 1-2		F6			4	0	0	0	0	1	3	Cleveland Indians @ Washington Senators D.C. Stadium, Washington, DC Sat Aug 21 1965, 3:33 AM EDT Att: 3,317 - Unknown livebaseballscores.com			
Ken McMullen, R OBP: 0.315, SLG: 0.416 (1, 5)	FC4-6 1B		6-3		FC4-6 1-2		FC6-4			4	0	1	0	0	0	3				
Willie Kirkland, L OBP: 0.272, SLG: 0.438 (1, 9)	FC4-6 1-2				G3		4-3		F4	4	0	0	0	0	0	2				
Frank Howard, R OBP: 0.353, SLG: 0.483 Don Lock, R OBP: 0.318, SLG: 0.364 (6, PR) (7, 8)	K				2B 1B		CS 1B		HR 1B	3	1	2	0	0	1	1				
Dick Nen, L OBP: 0.346, SLG: 0.441 (1, 3)		6-3			F6		F8			4	1	1	0	0	0	2				
Woodie Held, R OBP: 0.353, SLG: 0.465 (7, 7)		K			F6		BB		HR 1H	3	1	1	2	1	1	2				
Mike Brumley, L OBP: 0.282, SLG: 0.284 (1, 2)		G3					F9		4-3	4	0	1	2	0	0	1				
Ken Hamlin, R OBP: 0.329, SLG: 0.368 (8, 4)					L5				F6	3	0	1	0	0	0	1				
Mike McCormick, L OBP: 0.195, SLG: 0.057 Joe Cunningham, L OBP: 0.367, SLG: 0.326 Ed Brinkman, R OBP: 0.243, SLG: 0.248 (7, PR) (8, 6)					SH1-4 1B				FC2-6 FC6-4 BB	1	0	1	0	0	0	0				
Inning Stats	R: 0 E: 0 K: 1 S: 6	H: 1 LOB: 1 BB: 0 P: 6	R: 0 E: 0 K: 1 S: 5	H: 0 LOB: 0 BB: 0 P: 5	R: 0 E: 0 K: 1 S: 6	H: 1 LOB: 1 BB: 0 P: 6	R: 2 E: 0 K: 0 S: 6	H: 3 LOB: 1 BB: 0 P: 6	R: 0 E: 0 K: 0 S: 4	H: 1 LOB: 1 BB: 0 P: 4	R: 0 E: 0 K: 0 S: 3	H: 1 LOB: 1 BB: 1 P: 7	R: 0 E: 0 K: 0 S: 3	H: 0 LOB: 1 BB: 1 P: 7	R: 2 E: 0 K: 0 S: 5	H: 2 LOB: 0 BB: 0 P: 5		1B: 7 2B: 1 3B: 0 HR: 1	SF: 0 SAC: 1 DP: 0 HBP: 0	WP: 0 PB: 0 SB: 0 CS: 1
PITCHER	IP WLS BF H R ER SO BB IBB HBP BLK WP HR S P ERA WHIP																			
Steve Hargan, R ERA: 4.91 (1, 1)	8.0	34	9	4	4	3	2	0	0	0	0	1	38	46	4.50	1.375				

Batter	1	2	3	4	5	6	7	8	9	AB	R	H	RBI	BB	SO	LOB	TOP			
Ken Hamlin, R OBP: 0.337, SLG: 0.375 (1, 4)	4-0 BB G6-3		4-0 BB					0-0 1B FC5-4	0-0 6-3	3	1	2	0	2	0	1				
Ken McMullen, R OBP: 0.315, SLG: 0.413 Don Blasingame, L OBP: 0.268, SLG: 0.288 (1, 5)	0-0 G6-3		0-0 1-3					0-0 2B FC5-4		4	0	1	1	0	0	3				
Willie Kirkland, L OBP: 0.287, SLG: 0.431 Frank Kreuzer, R OBP: 0.182, SLG: 0.400 Joe Cunningham, L OBP: 0.368, SLG: 0.333 Bennie Daniels, L OBP: 0.235, SLG: 0.133 (1, 9)	0-0 F3			0-0 1-3				0-0 1B 2B		3	0	0	0	0	1	1				
Frank Howard, R OBP: 0.354, SLG: 0.484 (1, 7)		0-0 E5		0-3 K				0-0 1B FC6-4		3	0	1	2	1	1	0				
Dick Nen, L OBP: 0.331, SLG: 0.417 (1, 3)		0-0 4-3		0-0 G3				0-0 1B F7		4	0	0	0	0	0	4				
Woodie Held, R OBP: 0.352, SLG: 0.464 (1, 8)		0-0 5-3			0-3 K			0-0 1B FC6-4		4	0	0	0	0	2	2				
Don Zimmer, R OBP: 0.296, SLG: 0.268 (1, 2)		0-0 4-3			0-0 5-3			0-0 1B F6		4	0	0	0	0	0	1				
Ed Brinkman, R OBP: 0.248, SLG: 0.251 (1, 6)			0-3 K		0-0 1B			0-0 1B		4	0	2	0	0	1	0				
Buster Narum, R OBP: 0.073, SLG: 0.103 Jim King, L OBP: 0.332, SLG: 0.411 (1, 1)			0-0 6-3		0-3 K2-3			0-0 HR	0-3 K	2	0	0	0	0	1	1				
Inning Stats	R: 0 E: 0 K: 0 S: 2	H: 0 LOB: 0 BB: 1 P: 6	R: 0 E: 1 K: 0 S: 4	H: 0 LOB: 1 BB: 0 P: 4	R: 0 E: 0 K: 1 S: 5	H: 0 LOB: 0 BB: 1 P: 9	R: 0 E: 0 K: 1 S: 5	H: 1 LOB: 1 BB: 0 P: 8	R: 1 E: 0 K: 1 S: 6	H: 2 LOB: 1 BB: 1 P: 10	R: 0 E: 0 K: 1 S: 5	H: 0 LOB: 0 BB: 0 P: 5	R: 3 E: 0 K: 0 S: 7	H: 4 LOB: 1 BB: 0 P: 7	R: 0 E: 0 K: 1 S: 6	H: 1 LOB: 1 BB: 0 P: 6	1B: 4 2B: 3 3B: 0 HR: 1	SF: 0 SAC: 0 DP: 2 HBP: 0	WP: 0 PB: 0 SB: 0 CS: 0	PA: 37
PITCHER	IP WLS BF H R ER SO BB IBB HBP BLK WP HR S P ERA WHIP	IP WLS BF H R ER SO BB IBB HBP BLK WP HR S P ERA WHIP																		
Jim Lonborg, R ERA: 4.06 Dick Radatz, R ERA: 4.69	(1, 1) 7.1 W 31 7 4 4 6 3 0 0 0 0 0 1 40 52 4.91 1.364	(8, 1) 1.2 S 6 1 0 0 1 0 0 0 0 0 0 0 8 8 0.00 0.600																		

Washington Senators @ Boston Red Sox
Fenway Park, Boston, MA
Tue Aug 24 1965, 7:05 PM EDT
Unknown


AB 34
R 4
H 8
RBI 4
BB 3
SO 7
LOB 14





Batter	1	2	3	4	5	6	7	8	9	AB	R	H	RBI	BB	SO	LOB	BOTTOM			
Jim Gosger, L OBP: 0.354, SLG: 0.444 (1, 8)	0-0 L4							0-3 K		5	1	2	0	0	1	0				
Dalton Jones, L OBP: 0.352, SLG: 0.410 (1, 5)	0-0 6-3							0-0 4-3		4	0	1	0	0	0	2				
Carl Yastrzemski, L OBP: 0.385, SLG: 0.571 (1, 7)	0-0 BB HR							0-0 1B		3	2	1	0	1	0	3				
Felix Mantilla, R OBP: 0.398, SLG: 0.456 (1, 4)	4-0 BB HR							0-0 2B		3	2	1	1	1	2	0				
Lee Thomas, L OBP: 0.359, SLG: 0.457 (1, 3)	4-0 HR							0-0 2B		3	2	2	2	1	0	0				
Tony Conigliaro, R OBP: 0.333, SLG: 0.512 (1, 9)	0-0 HR							0-0 1B		4	1	2	5	0	0	1				
Russ Nixon, L OBP: 0.283, SLG: 0.293 (1, 2)	0-0 L7							0-3 K		4	0	0	0	0	2	2				
Rico Petrocelli, R OBP: 0.300, SLG: 0.406 (1, 6)		4-0 1B BB						0-0 HR		3	1	1	1	1	1	1				
Jim Lonborg, R OBP: 0.224, SLG: 0.208 Dick Radatz, R OBP: 0.273, SLG: 0.429 (1, 1)		4-0 FC3-6						0-3 K		2	0	0	0	1	1	0				
Inning Stats	R: 4 E: 0 K: 0 S: 5	H: 2 LOB: 0 BB: 2 P: 13	R: 0 E: 0 K: 0 S: 3	H: 1 LOB: 2 BB: 2 P: 11	R: 0 E: 0 K: 1 S: 5	H: 0 LOB: 0 BB: 0 P: 5	R: 0 E: 0 K: 1 S: 5	H: 0 LOB: 0 BB: 0 P: 5	R: 3 E: 1 K: 0 S: 6	H: 3 LOB: 1 BB: 1 P: 10	R: 1 E: 0 K: 1 S: 7	H: 2 LOB: 1 BB: 0 P: 7	R: 1 E: 0 K: 3 S: 11	H: 2 LOB: 1 BB: 0 P: 11	R: 0 E: 0 K: 2 S: 7	H: 0 LOB: 0 BB: 0 P: 7	1B: 5 2B: 3 3B: 0 HR: 2	SF: 0 SAC: 1 DP: 0 HBP: 0	WP: 0 PB: 0 SB: 0 CS: 0	PA: 38
PITCHER	IP WLS BF H R ER SO BB IBB HBP BLK WP HR S P ERA WHIP	IP WLS BF H R ER SO BB IBB HBP BLK WP HR S P ERA WHIP																		
Buster Narum, R ERA: 4.25 Frank Kreuzer, L ERA: 4.35 Bennie Daniels, R ERA: 4.68	(1, 1) 5.0 L 25 6 7 6 2 4 0 0 0 0 0 1 24 44 9.00 2.000	(6, 1) 2.0 10 4 2 2 4 0 0 0 0 0 1 18 18 9.00 2.000	(8, 1) 1.0 3 0 0 0 2 0 0 0 0 0 0 7 7 0.00 0.000																	

Washington Senators @ Boston Red Sox
Fenway Park, Boston, MA
Tue Aug 24 1965, 7:05 PM EDT
Unknown

AB 32
R 9
H 10
RBI 9
BB 5
SO 8
LOB 9



Batter	1	2	3	4	5	6	7	8	9	AB	R	H	RBI	BB	SO	LOB	TOP								
Ken Hamlin, R OBP: 0.341, SLG: 0.381 (1, 4)	F7		BB		E6		SH3-4			4	2	2	1	1	0	1	Washington Senators @ Boston Red Sox Fenway Park, Boston, MA Tue Aug 24 1965, 7:05 PM EDT Alt: 7,072 - Overcast 								
Ken McMullen, R OBP: 0.319, SLG: 0.414 (1, 5)	2B		BB		4-3		SH3-4			3	2	2	1	1	1										
Jim King, L OBP: 0.341, SLG: 0.427 (1, 9)	4-3		BB		4-3		2B			4	1	3	1	1	0	2									
Frank Howard, R Woodie Held, R OBP: 0.353, SLG: 0.484 OBP: 0.351, SLG: 0.463 (7, PR) (7, 7)	4-3		BB		4-3		2B			4	0	1	3	0	0	5									
Dick Nen, L OBP: 0.319, SLG: 0.405 (1, 3)	G3				F5		F6			4	0	0	1	0	0	3									
Mike Brumley, L OBP: 0.276, SLG: 0.280 (1, 2)	K				F8		K			5	0	1	0	0	2	3									
Don Lock, R OBP: 0.314, SLG: 0.356 (1, 8)	6-3				G6-4-3		F6			5	0	0	0	0	0	3									
Ed Brinkman, R OBP: 0.248, SLG: 0.251 (1, 6)	F2				BB		F9			4	1	1	0	0	1	0									
Jim Duckworth, R Joe Cunningham, L Steve Ritzik, R Ron Kline, R (1, 1) (5, PH) (5, 1) (9, 1)	K				E		5-3			1	0	0	0	0	1	0									
					BB		2B			0	1	0	0	1	0	0									
					1B					2	1	1	0	0	0	0									
					BB					0	0	0	0	0	0	0									
					1B					0	0	0	0	0	0	0									
					BB					0	0	0	0	0	0	0									
Inning Stats	R: 1 E: 0 K: 0 S: 5	H: 2 LOB: 1 BB: 0 P: 5	R: 0 E: 0 K: 1 S: 5	H: 0 LOB: 0 BB: 0 P: 5	R: 0 E: 0 K: 1 S: 5	H: 0 LOB: 2 BB: 2 P: 13	R: 0 E: 0 K: 0 S: 3	H: 1 LOB: 0 BB: 0 P: 3	R: 4 E: 1 K: 0 S: 6	H: 2 LOB: 1 BB: 2 P: 14	R: 0 E: 0 K: 0 S: 3	H: 0 LOB: 0 BB: 0 P: 3	R: 2 E: 0 K: 1 S: 8	H: 3 LOB: 1 BB: 0 P: 8	R: 1 E: 0 K: 2 S: 9	H: 2 LOB: 1 BB: 0 P: 9	R: 0 E: 1 K: 1 S: 7	H: 1 LOB: 2 BB: 0 P: 7	1B: 6 2B: 5 3B: 0 HR: 0	SF: 1 SAC: 1 DP: 1 HBP: 0	WP: 0 PB: 0 SB: 0 CS: 0	PA: 43			
PITCHER	IP	WLS	BF	H	R	ER	SO	BB	IBB	HBP	BLK	WP	HR	S	P	ERA	WHIP								
Bill Monbouquette, R ERA: 3.81 (1, 1)	4.0	L	21	5	5	3	2	4	0	0	0	0	0	21	37	6.75	2.250								
Bob Dillies, R ERA: 3.59 (5, 1)	2.1		10	3	2	2	0	0	0	0	0	0	0	10	10	7.71	1.286								
Arnold Earley, L ERA: 3.28 (7, 1)	0.2		2	0	0	0	1	0	0	0	0	0	0	4	4	0.00	0.000								
Jay Ritchie, R ERA: 3.36 (8, 1)	2.0		10	3	1	1	3	0	0	0	0	0	0	16	16	4.50	1.500								

Batter	1	2	3	4	5	6	7	8	9	AB	R	H	RBI	BB	SO	LOB	BOTTOM									
Jim Gosger, L OBP: 0.360, SLG: 0.448 (1, 8)	4-3		BB		2B		FC4-6		F9	5	1	3	0	0	0	1	Washington Senators @ Boston Red Sox Fenway Park, Boston, MA Tue Aug 24 1965, 7:05 PM EDT Alt: 7,072 - Overcast 									
Dalton Jones, L OBP: 0.350, SLG: 0.404 (1, 4)	6-3		BB		F8		FC4-6		F6	4	1	0	0	1	0	3										
Carl Yastrzemski, L OBP: 0.386, SLG: 0.576 (1, 7)	K				2B		3-1			4	0	2	2	0	1	1										
Tony Conigliaro, R OBP: 0.329, SLG: 0.506 (1, 9)	L9		6-3		F6		F7			4	0	0	0	0	0	3										
Lee Thomas, L OBP: 0.358, SLG: 0.453 (1, 3)	HR		F8		F7		4-3			3	1	0	0	1	0	1										
Frank Malzone, R OBP: 0.295, SLG: 0.304 (1, 5)	F3		6-3		E5		F2			4	0	0	0	0	0	1										
Rico Petrocelli, R OBP: 0.302, SLG: 0.431 (1, 6)	HR		K		K		K		HR	4	2	2	3	0	2	1										
Bob Tillman, R OBP: 0.289, SLG: 0.324 Russ Nixon, L OBP: 0.260, SLG: 0.290 (1, 2) (9, PH)	K		K		F3		F3		K	3	0	0	0	0	2	1										
Bill Monbouquette, R ERA: 3.165, SLG: 0.504 Bob Dillies, R Arnold Earley, L Lenny Green, L Jay Ritchie, R Felix Mantilla, R (1, 1) (5, 1) (7, 1) (7, PH) (9, 1) (9, PH)	F3				K		K		2B	1	0	0	0	0	0	0										
										1	0	0	0	0	1	0										
										0	0	0	0	0	0	0										
										0	0	0	0	0	0	0										
										0	0	0	0	0	0	0										
										1	0	1	0	0	0	0										
Inning Stats	R: 0 E: 0 K: 1 S: 5	H: 0 LOB: 0 BB: 0 P: 5	R: 2 E: 0 K: 1 S: 6	H: 1 LOB: 1 BB: 1 P: 10	R: 2 E: 0 K: 0 S: 5	H: 2 LOB: 1 BB: 1 P: 9	R: 0 E: 0 K: 2 S: 7	H: 0 LOB: 0 BB: 0 P: 7	R: 0 E: 1 K: 1 S: 6	H: 0 LOB: 2 BB: 0 P: 6	R: 0 E: 0 K: 1 S: 6	H: 1 LOB: 1 BB: 0 P: 6	R: 0 E: 0 K: 0 S: 3	H: 0 LOB: 0 BB: 0 P: 3	R: 1 E: 0 K: 1 S: 7	H: 2 LOB: 1 BB: 0 P: 7	1B: 3 2B: 3 3B: 0 HR: 2	SF: 0 SAC: 0 DP: 0 HBP: 0	WP: 0 PB: 0 SB: 0 CS: 0	PA: 38						
PITCHER	IP	WLS	BF	H	R	ER	SO	BB	IBB	HBP	BLK	WP	HR	S	P	ERA	WHIP									
Jim Duckworth, R ERA: 5.79 (1, 1)	4.0		17	3	4	4	4	2	0	0	0	0	0	1	23	31	9.00	1.250								
Steve Ritzik, R ERA: 4.57 (5, 1)	4.1	W	19	5	1	1	4	0	0	0	0	0	1	27	27	2.08	1.154									
Ron Kline, R ERA: 2.48 (9, 1)	0.2	S	2	0	0	0	0	0	0	0	0	0	0	2	2	0.00	0.000									

Batter	1	2	3	4	5	6	7	8	9	AB	R	H	RBI	BB	SO	LOB	TOP					
Ken Hamlin, R OBP: 0.342, SLG: 0.381 (1, 4)	0-0 6-3	0-3 K				0-0 HBP 1B	0-0 3-1 1B	0-3 K	0-3 K	5	0	2	0	0	2	3						
Ken McMullen, R OBP: 0.320, SLG: 0.420 (1, 5)	0-0 HR		0-3 K			1-0 G1-6-3 HBP	0-3 K	0-3 K	0-3 K	4	1	1	1	0	3	2						
Jim King, L OBP: 0.344, SLG: 0.439 (1, 9)	0-0 HR		4-0 6-3 BB			0-0 G1-6-3 1-2	0-0 3-1	0-0 1-2		3	1	1	1	1	0	3						
Frank Howard, R OBP: 0.353, SLG: 0.489 (1, 7)	0-3 K		0-0 6-3 1-2			0-0 HR	0-3 K			4	1	1	1	0	2	2						
Dick Nen, L OBP: 0.310, SLG: 0.393 (1, 3)	0-0 F5		0-0 F8			0-0 F6		0-3 K		4	0	0	0	0	1	1						
Mike Brumley, L OBP: 0.276, SLG: 0.276 (1, 2)		0-3 K		0-3 K		4-0 1B BB		0-3 K		3	0	0	0	1	3	0						
Don Lock, R OBP: 0.313, SLG: 0.358 (1, 8)		0-0 2B		0-0 G1		0-0 F7		0-0 6-3		4	0	1	0	0	0	1						
Ed Brinkman, R OBP: 0.248, SLG: 0.251 (1, 6)		0-3 K		0-3 K		0-0 1-2 1B		0-0 5-3		4	0	1	0	0	2	1						
Mike McCormick, L OBP: 0.190, SLG: 0.056 (1, 1)		4-0 BB		0-0 5-3		0-0 F6		4-0 BB		0	0	0	0	0	0	0						
Howie Kopitz, R OBP: 0.143, SLG: 0.111 (6, PH)										1	0	0	0	1	0	0						
Joe Cunningham, L OBP: 0.359, SLG: 0.531 (6, PH)										1	0	0	0	0	0	2						
Marshall Bridges, S OBP: 0.200, SLG: 0.600 (6, PH)										0	0	0	0	0	0	0						
Don Blasingame, L OBP: 0.270, SLG: 0.288 (9, PH)										0	0	0	0	1	0	0						
Inning Stats	R: 2 E: 0 K: 1 S: 7	H: 2 LOB: 0 BB: 0 P: 7	R: 0 E: 0 K: 3 S: 10	H: 1 LOB: 2 BB: 1 P: 14	R: 0 E: 0 K: 1 S: 5	H: 0 LOB: 1 BB: 1 P: 9	R: 0 E: 0 K: 2 S: 7	H: 0 LOB: 0 BB: 0 P: 7	R: 0 E: 0 K: 0 S: 3	H: 1 LOB: 1 BB: 0 P: 4	R: 1 E: 0 K: 0 S: 5	H: 2 LOB: 2 BB: 1 P: 9	R: 0 E: 0 K: 2 S: 8	H: 1 LOB: 1 BB: 0 P: 8	R: 0 E: 0 K: 2 S: 7	H: 0 LOB: 0 BB: 0 P: 7	R: 0 E: 0 K: 2 S: 7	H: 0 LOB: 1 BB: 1 P: 11	1B: 3 2B: 1 3B: 0 HR: 3	SF: 0 SAC: 0 DP: 1 HBP: 1	WP: 0 PB: 0 SB: 0 CS: 0	PA: 38
PITCHER Earl Wilson, R ERA: 4.27 (1, 1)	IP: 9.0 WLS: W BF: 38 H: 7 R: 3 ER: 3 SO: 13 BB: 4 IBB: 0 HBP: 1 BLK: 0 WP: 0 HR: 3 S: 59 P: 76 ERA: 3.00 WHIP: 1.222																	PITCHER				

Washington Senators @ Boston Red Sox
Fenway Park, Boston, MA
Wed Aug 25 1965, 7:05 PM EDT
Att: 8,467 - Unknown

AB 33
R 3
H 7
RBI 3
BB 4
SO 13
LOB 15



Batter	1	2	3	4	5	6	7	8	9	AB	R	H	RBI	BB	SO	LOB	BOTTOM			
Rico Petrocelli, R OBP: 0.304, SLG: 0.446 (1, 6)	0-0 1B 2B	0-0 HR		0-0 5-3		0-0 F9		0-0 F8		5	2	2	1	0	0	1				
Frank Malzone, R OBP: 0.294, SLG: 0.303 (1, 5)	0-0 HR	0-0 5-3		0-3 K		0-3 K				4	1	1	1	0	2	1				
Carl Yastrzemski, L OBP: 0.395, SLG: 0.591 (1, 7)	0-0 2H 1B	0-0 4-3		0-0 4-3		0-0 4-3				4	1	1	2	0	0	1				
Felix Mantilla, R OBP: 0.402, SLG: 0.468 (1, 4)	0-3 K	0-0 FC5 S 1B				0-0 HR		4-0 5-4-3 BB		3	1	2	1	1	1	0				
Tony Conigliaro, R OBP: 0.331, SLG: 0.513 (1, 9)	0-0 HR	0-0 1-2 HBP		0-0 4-3		0-0 4-3		0-0 5-4-3		3	1	1	1	0	0	1				
Tony Horton, R OBP: 0.392, SLG: 0.430 (1, 3)	0-0 1B 2B	0-0 FC5 2-3F		0-0 1-3		0-0 K		0-3 K		4	1	1	0	0	1	3				
Jim Gosger, L OBP: 0.358, SLG: 0.441 (1, 8)	4-0 1B BB		0-0 F9		0-0 3-1		0-0 3-1			3	0	0	0	1	0	1				
Bob Tillman, R OBP: 0.292, SLG: 0.335 (1, 2)	0-0 1-3 2H 1B	0-0 5-3		0-0 5-3		0-0 HR		0-0 5-3		4	1	2	2	0	0	0				
Earl Wilson, R OBP: 0.338, SLG: 0.492 (1, 1)	0-0 G5-4-3 1-2		0-0 5-3		4-0 BB		0-0 F2			3	0	0	0	1	0	2				
Inning Stats	R: 5 E: 0 K: 1 S: 10	H: 6 LOB: 1 BB: 1 P: 14	R: 1 E: 0 K: 0 S: 5	H: 2 LOB: 0 BB: 0 P: 6	R: 0 E: 0 K: 0 S: 3	H: 0 LOB: 0 BB: 0 P: 3	R: 0 E: 0 K: 1 S: 5	H: 0 LOB: 0 BB: 0 P: 5	R: 1 E: 0 K: 0 S: 4	H: 1 LOB: 0 BB: 0 P: 4	R: 1 E: 0 K: 1 S: 6	H: 1 LOB: 1 BB: 1 P: 10	R: 0 E: 0 K: 1 S: 5	H: 0 LOB: 1 BB: 1 P: 9	R: 0 E: 0 K: 0 S: 3	H: 0 LOB: 0 BB: 0 P: 3	1B: 3 2B: 2 3B: 0 HR: 5	SF: 0 SAC: 0 DP: 1 HBP: 1	WP: 0 PB: 0 SB: 1 CS: 0	PA: 37
PITCHER Mike McCormick, L ERA: 3.33 (1, 1)	IP: 0.1 WLS: L BF: 5 H: 4 R: 4 ER: 4 SO: 1 BB: 0 IBB: 0 HBP: 0 BLK: 0 WP: 0 HR: 2 S: 7 P: 7 ERA: 108.00 WHIP: 12.000																	PITCHER		
Howie Kopitz, R ERA: 4.45 (1, 1)	IP: 4.2 WLS: L BF: 20 H: 5 R: 3 ER: 3 SO: 1 BB: 1 IBB: 0 HBP: 1 BLK: 0 WP: 0 HR: 20 S: 25 P: 25 ERA: 5.79 WHIP: 1.286																	PITCHER		
Marshall Bridges, L ERA: 2.55 (6, 1)	IP: 3.0 WLS: L BF: 12 H: 1 R: 1 ER: 1 SO: 2 BB: 0 IBB: 0 HBP: 0 BLK: 0 WP: 0 HR: 14 S: 22 P: 22 ERA: 3.00 WHIP: 1.000																	PITCHER		

Washington Senators @ Boston Red Sox
Fenway Park, Boston, MA
Wed Aug 25 1965, 7:05 PM EDT
Att: 8,467 - Unknown

AB 33
R 8
H 10
RBI 8
BB 3
SO 4
LOB 10



Batter	1	2	3	4	5	6	7	8	9	AB	R	H	RBI	BB	SO	LOB	TOP			
Ken Hamlin, R (1,4) OBP: 0.341, SLG: 0.377	4-0 1B BB		0-0 F3		0-3 K		0-0 F3			3	0	0	0	1	1	2				
Ken McMullen, R (1,5) OBP: 0.321, SLG: 0.419	0-0 FC4-6 1B		4-0 BB		0-0 FC5-4 1-2			0-3 K		3	0	1	0	1	1	1				
Jim King, L (1,9) OBP: 0.338, SLG: 0.431	0-0 F4		0-3 K		0-0 4-3			0-0 F9		4	0	0	0	0	1	3				
Frank Howard, R (1,7) OBP: 0.352, SLG: 0.494	0-3 K			0-0 F8		0-0 HR		0-3 K		4	1	1	1	0	2	2				
Dick Nen, L (1,3) OBP: 0.309, SLG: 0.384	0-0 FC4-6 1-2			0-0 G3		0-3 K		4-0 FC5-4 BB		3	0	0	0	1	1	2				
Don Lock, R (1,8) OBP: 0.311, SLG: 0.354		0-3 K		0-3 K		0-3 K		0-0 FC5-4 FC6-4 1-2		3	0	0	0	0	3	0				
Woodie Held, L (9, PH) OBP: 0.350, SLG: 0.461										1	0	0	0	0	0	1				
Don Zimmer, R (1,2) OBP: 0.293, SLG: 0.264		0-0 F8		0-0 6-3		0-0 5-3		0-0 FC6-4 1-2		3	0	0	0	0	0	0				
Willie Kirkland, L (9, PH) OBP: 0.266, SLG: 0.429										1	0	0	0	0	0	1				
Ed Brinkman, R (1,6) OBP: 0.248, SLG: 0.257		0-0 F9		0-0 WP 3B		0-0 F7		0-3 K		4	1	1	0	0	1	1				
Phil Ortega, R (1,1) OBP: 0.333, SLG: 0.255			0-0 G3		4-0 FC5-4 BB 3H		4-0 BB			1	0	0	0	1	0	0				
Don Blasingame, L (7, PH) OBP: 0.272, SLG: 0.288										0	0	0	0	1	0	0				
Ron Kline, R (7,1)										0	0	0	0	0	0	0				
Inning Stats	R: 0 E: 0 K: 1 S: 6	H: 1 LOB: 2 BB: 1 P: 10	R: 0 E: 0 K: 1 S: 5	H: 0 LOB: 0 BB: 0 P: 5	R: 0 E: 0 K: 1 S: 5	H: 0 LOB: 1 BB: 1 P: 9	R: 0 E: 0 K: 1 S: 5	H: 0 LOB: 0 BB: 0 P: 5	R: 1 E: 0 K: 2 S: 8	H: 1 LOB: 0 BB: 0 P: 8	R: 0 E: 0 K: 0 S: 3	H: 0 LOB: 0 BB: 0 P: 7	R: 0 E: 0 K: 2 S: 7	H: 0 LOB: 0 BB: 0 P: 7	R: 0 E: 0 K: 1 S: 5	H: 0 LOB: 1 BB: 1 P: 9	1B: 1 2B: 0 3B: 1 HR: 1	SF: 0 SAC: 0 DP: 0 HBP: 0	WP: 1 PB: 0 SB: 0 CS: 0	PA: 35
PITCHER Dave Morehead, R (1,1) ERA: 4.56	IP: 9.0 WLS: W BF: 35 H: 3 R: 2 ER: 2 SO: 10 BB: 5 IBB: 0 HBP: 0 BLK: 0 WP: 1 HR: 1 S: 50 P: 70 ERA: 2.00 WHIP: 0.889															PITCHER	IP: 9.0 WLS: W BF: 35 H: 3 R: 2 ER: 2 SO: 10 BB: 5 IBB: 0 HBP: 0 BLK: 0 WP: 1 HR: 1 S: 50 P: 70 ERA: 2.00 WHIP: 0.889			

Washington Senators @ Boston Red Sox
Fenway Park, Boston, MA
Thu Aug 26 1965, 3:33 AM EDT
Att: 2,049 - Unknown

AB 30
R 2
H 3
RBI 1
BB 5
SO 10
LOB 13



Batter	1	2	3	4	5	6	7	8	9	AB	R	H	RBI	BB	SO	LOB	BOTTOM			
Jim Gosger, L (1,8) OBP: 0.356, SLG: 0.436	0-0 F7				0-0 F6	0-3 K				4	0	1	0	0	1	3				
Dalton Jones, L (1,5) OBP: 0.348, SLG: 0.401	0-0 4-3	2-3 1B			0-0 F8		0-0 8-6-3 1B			4	0	1	0	0	0	2				
Frank Malzone, R (9,5) OBP: 0.294, SLG: 0.303		0-0 F9								0	0	0	0	0	0	0				
Carl Yastrzemski, L (1,7) OBP: 0.389, SLG: 0.599	4-0 CS BB		4-0 FC5-4 BB		0-0 HR		0-0 8-6-3 1B 1-2			2	1	1	1	2	0	1				
Felix Mantilla, R (1,4) OBP: 0.401, SLG: 0.465	0-0 CS 1-2	4-0 BB E BB	0-0 F3		0-0 6-3		0-3 K2-3			3	1	0	0	1	1	1				
Lee Thomas, L (1,3) OBP: 0.357, SLG: 0.450		4-0 BB E BB	0-0 F5		0-0 F6		0-0 F5			3	1	0	0	1	0	1				
Tony Conigliaro, R (1,9) OBP: 0.330, SLG: 0.509		4-0 BB E BB	0-0 FC5-4		0-0 5-3		0-0 5-3			3	1	0	0	1	0	1				
Rico Petrocelli, R (1,6) OBP: 0.307, SLG: 0.444		0-3 K		0-0 F7		4-0 BB BB		0-0 FC6-4 1B		3	0	1	0	1	1	3				
Bob Tillman, R (1,2) OBP: 0.294, SLG: 0.335		0-0 E8 1B 1-2H 2-3H 3-H		0-0 F4		4-0 BB BB		0-0 FC6-4 1-2		3	0	1	2	1	0	1				
Dave Morehead, R (1,1) OBP: 0.241, SLG: 0.173		0-3 K		0-0 5-3		4-0 BB BB		1-2 2-3 BB		2	0	0	0	1	1	1				
Inning Stats	R: 0 E: 0 K: 0 S: 2	H: 0 LOB: 0 BB: 1 P: 6	R: 3 E: 1 K: 2 S: 9	H: 2 LOB: 2 BB: 3 P: 21	R: 0 E: 0 K: 0 S: 3	H: 0 LOB: 0 BB: 1 P: 7	R: 0 E: 0 K: 0 S: 3	H: 0 LOB: 0 BB: 0 P: 3	R: 1 E: 0 K: 0 S: 4	H: 1 LOB: 0 BB: 0 P: 4	R: 0 E: 0 K: 1 S: 5	H: 1 LOB: 0 BB: 3 P: 17	R: 0 E: 0 K: 1 S: 5	H: 1 LOB: 0 BB: 0 P: 5	R: 0 E: 0 K: 0 S: 4	H: 1 LOB: 1 BB: 0 P: 4	1B: 4 2B: 1 3B: 0 HR: 1	SF: 0 SAC: 0 DP: 1 HBP: 0	WP: 0 PB: 0 SB: 0 CS: 1	PA: 36
PITCHER Phil Ortega, R (1,1) ERA: 4.58	IP: 6.0 WLS: L BF: 28 H: 3 R: 4 ER: 4 SO: 3 BB: 8 IBB: 0 HBP: 0 BLK: 0 WP: 0 HR: 1 S: 26 P: 58 ERA: 6.00 WHIP: 1.833															PITCHER	IP: 6.0 WLS: L BF: 28 H: 3 R: 4 ER: 4 SO: 3 BB: 8 IBB: 0 HBP: 0 BLK: 0 WP: 0 HR: 1 S: 26 P: 58 ERA: 6.00 WHIP: 1.833			
Ron Kline, R (7,1) ERA: 2.41	IP: 2.0 WLS: 7 BF: 7 H: 2 R: 0 ER: 0 SO: 1 BB: 0 IBB: 0 HBP: 0 BLK: 0 WP: 0 HR: 0 S: 9 P: 9 ERA: 0.00 WHIP: 1.000															PITCHER	IP: 2.0 WLS: 7 BF: 7 H: 2 R: 0 ER: 0 SO: 1 BB: 0 IBB: 0 HBP: 0 BLK: 0 WP: 0 HR: 0 S: 9 P: 9 ERA: 0.00 WHIP: 1.000			

Washington Senators @ Boston Red Sox
Fenway Park, Boston, MA
Thu Aug 26 1965, 3:33 AM EDT
Att: 2,049 - Unknown

AB 27
R 4
H 5
RBI 3
BB 8
SO 4
LOB 14



Batter	1	2	3	4	5	6	7	8	9	10	AB	R	H	RBI	BB	SO	LOB	TOP							
Luis Aparicio, R OBP: 0.289, SLG: 0.374 (1, 6)	F5		F9		5-3		6-3											5 0 1 1 0 0 1							
Paul Blair, R OBP: 0.283, SLG: 0.299 Stu Miller, R (9, 1)	F7		5-3			1B HBP	F8		1B									4 0 0 0 0 1 2 0 0 0 0 0 0 0							
Boog Powell, L OBP: 0.329, SLG: 0.375 (1, 7)	6-3				FC5 1B BB				6-3	4-3								4 0 1 0 1 0 1							
Brooks Robinson, R OBP: 0.374, SLG: 0.458 (1, 5)							F5		6-3									5 0 2 0 0 1 2							
Bob Johnson, R OBP: 0.311, SLG: 0.371 Norm Siebern, L OBP: 0.372, SLG: 0.440 (8, PH) (8, 3)																		3 0 0 0 0 1 4 1 0 1 0 0 0 0							
Jerry Adair, R OBP: 0.295, SLG: 0.322 (1, 4)																		5 0 1 0 0 0 6							
Curt Blefary, L OBP: 0.365, SLG: 0.437 (1, 9)																		3 1 1 0 2 0 4							
Dick Brown, R OBP: 0.311, SLG: 0.388 Charlie Lau, L OBP: 0.347, SLG: 0.425 (7, PH) (7, 2)																		2 0 0 0 0 1 2 1 0 0 0 1 0 3							
John Orsino, R OBP: 0.315, SLG: 0.413 (10, PH) (10, 2)																		1 0 0 0 0 1 2							
Steve Barber, L OBP: 0.143, SLG: 0.178 Dick Hall, R OBP: 0.583, SLG: 0.700 Russ Snyder, L OBP: 0.315, SLG: 0.305 (9, PH) (9, 8)																		2 0 0 0 0 2 0 0 0 0 0 0 0 0 1 0 0 0 0 0 0							
Inning Stats	R: 0 E: 0 K: 0 S: 3	H: 0 LOB: 0 BB: 0 P: 3	R: 0 E: 1 K: 1 S: 6	H: 0 LOB: 2 BB: 1 P: 10	R: 0 E: 0 K: 1 S: 5	H: 0 LOB: 0 BB: 0 P: 5	R: 0 E: 0 K: 2 S: 4	H: 1 LOB: 2 BB: 1 P: 8	R: 0 E: 0 K: 1 S: 7	H: 0 LOB: 0 BB: 0 P: 7	R: 0 E: 0 K: 1 S: 6	H: 1 LOB: 2 BB: 0 P: 7	R: 1 E: 0 K: 0 S: 4	H: 1 LOB: 1 BB: 1 P: 8	R: 0 E: 0 K: 1 S: 5	H: 2 LOB: 3 BB: 1 P: 9	R: 0 E: 0 K: 1 S: 6	H: 1 LOB: 1 BB: 0 P: 6	R: 0 E: 1 K: 1 S: 7	H: 1 LOB: 2 BB: 0 P: 7	1B: 5 2B: 2 3B: 0 HR: 0	SF: 0 SAC: 2 DP: 0 HBP: 1	WP: 1 PB: 0 SB: 0 CS: 0	PA: 44	
PITCHER	IP WLS BF H R ER SO BB IBB HBP BLK WP HR S P ERA WHIP	IP WLS BF H R ER SO BB IBB HBP BLK WP HR S P ERA WHIP	IP WLS BF H R ER SO BB IBB HBP BLK WP HR S P ERA WHIP	IP WLS BF H R ER SO BB IBB HBP BLK WP HR S P ERA WHIP	IP WLS BF H R ER SO BB IBB HBP BLK WP HR S P ERA WHIP	IP WLS BF H R ER SO BB IBB HBP BLK WP HR S P ERA WHIP	IP WLS BF H R ER SO BB IBB HBP BLK WP HR S P ERA WHIP	IP WLS BF H R ER SO BB IBB HBP BLK WP HR S P ERA WHIP	IP WLS BF H R ER SO BB IBB HBP BLK WP HR S P ERA WHIP	IP WLS BF H R ER SO BB IBB HBP BLK WP HR S P ERA WHIP	IP WLS BF H R ER SO BB IBB HBP BLK WP HR S P ERA WHIP	IP WLS BF H R ER SO BB IBB HBP BLK WP HR S P ERA WHIP	IP WLS BF H R ER SO BB IBB HBP BLK WP HR S P ERA WHIP	IP WLS BF H R ER SO BB IBB HBP BLK WP HR S P ERA WHIP	IP WLS BF H R ER SO BB IBB HBP BLK WP HR S P ERA WHIP	IP WLS BF H R ER SO BB IBB HBP BLK WP HR S P ERA WHIP	IP WLS BF H R ER SO BB IBB HBP BLK WP HR S P ERA WHIP	IP WLS BF H R ER SO BB IBB HBP BLK WP HR S P ERA WHIP	IP WLS BF H R ER SO BB IBB HBP BLK WP HR S P ERA WHIP	IP WLS BF H R ER SO BB IBB HBP BLK WP HR S P ERA WHIP	IP WLS BF H R ER SO BB IBB HBP BLK WP HR S P ERA WHIP	IP WLS BF H R ER SO BB IBB HBP BLK WP HR S P ERA WHIP	IP WLS BF H R ER SO BB IBB HBP BLK WP HR S P ERA WHIP	IP WLS BF H R ER SO BB IBB HBP BLK WP HR S P ERA WHIP	IP WLS BF H R ER SO BB IBB HBP BLK WP HR S P ERA WHIP

Baltimore Orioles @ Washington Senators
D.C. Stadium, Washington, DC
Fri Aug 27 1965, 7:05 PM EDT
Att: 9,031 - Unknown

AB 37
R 1
H 7
RBI 1
BB 4
SO 7
LOB 27



Batter	1	2	3	4	5	6	7	8	9	10	AB	R	H	RBI	BB	SO	LOB	BOTTOM								
Joe Cunningham, L OBP: 0.366, SLG: 0.324 Howie Koplitz, R OBP: 0.443, SLG: 0.111 Mike McCormick, L OBP: 0.190, SLG: 0.056 (1, 3) (10, 1) (10, 1)	4-3		4-3		F8													4 0 0 0 1 1 2 0 0 0 0 0 0 0 0 0 0 0 0 0 0								
Ken Hamlin, R OBP: 0.350, SLG: 0.388 (1, 4)	WP BB BB		1B 2B															3 2 3 0 1 0 0								
Ken McMullen, R OBP: 0.325, SLG: 0.421 (1, 5)	WP BB																	1 0 1 1 2 0 0								
Frank Howard, R OBP: 0.349, SLG: 0.489 Willie Kirkland, L OBP: 0.269, SLG: 0.429 (1, 7) (9, 9) (10, 7)																		4 0 0 0 0 2 6 0 0 0 0 1 0 0								
Woodie Held, R OBP: 0.345, SLG: 0.453 (1, 9) (9, 7) (10, 8)	F8																	5 0 0 0 0 2 7								
Don Lock, R OBP: 0.308, SLG: 0.351 Jim King, L OBP: 0.340, SLG: 0.432 (1, 8) (9, PH) (10, 9)																		3 0 0 0 0 0 0 2 0 1 1 0 0 0								
Don Zimmer, R OBP: 0.292, SLG: 0.263 (1, 2)																		4 0 1 0 0 2 0								
Ed Brinkman, R OBP: 0.248, SLG: 0.254 (1, 6)																		3 0 0 0 1 0 1								
Frank Kreutzer, R OBP: 0.154, SLG: 0.333 Steve Ridzik, R OBP: 0.208, SLG: 0.333 Doug Camilli, R OBP: 0.289, SLG: 0.289 Ron Kline, R OBP: 0.315, SLG: 0.364 (7, 1) (7, PH) (8, 1) (9, PH) (10, 3)																		2 0 0 0 0 0 0 0 0 0 0 0 0 0 1 0 0 0 0 0 1 0 0 0 0 0 0 0 0 0 0 0 1 0 0								
Inning Stats	R: 0 E: 0 K: 1 S: 5	H: 0 LOB: 2 BB: 2 P: 13	R: 0 E: 0 K: 0 S: 3	H: 0 LOB: 0 BB: 0 P: 3	R: 1 E: 0 K: 0 S: 5	H: 2 LOB: 1 BB: 0 P: 5	R: 0 E: 0 K: 2 S: 7	H: 0 LOB: 0 BB: 0 P: 7	R: 0 E: 0 K: 0 S: 3	H: 0 LOB: 0 BB: 0 P: 3	R: 0 E: 0 K: 0 S: 4	H: 1 LOB: 1 BB: 0 P: 4	R: 0 E: 0 K: 1 S: 5	H: 1 LOB: 1 BB: 0 P: 4	R: 0 E: 0 K: 1 S: 5	H: 0 LOB: 2 BB: 2 P: 13	R: 0 E: 0 K: 2 S: 7	H: 0 LOB: 2 BB: 1 P: 15	R: 1 E: 0 K: 1 S: 6	H: 2 LOB: 2 BB: 1 P: 10	1B: 5 2B: 1 3B: 0 HR: 0	SF: 0 SAC: 3 DP: 0 HBP: 0	WP: 1 PB: 0 SB: 0 CS: 0	PA: 42		
PITCHER	IP WLS BF H R ER SO BB IBB HBP BLK WP HR S P ERA WHIP	IP WLS BF H R ER SO BB IBB HBP BLK WP HR S P ERA WHIP	IP WLS BF H R ER SO BB IBB HBP BLK WP HR S P ERA WHIP	IP WLS BF H R ER SO BB IBB HBP BLK WP HR S P ERA WHIP	IP WLS BF H R ER SO BB IBB HBP BLK WP HR S P ERA WHIP	IP WLS BF H R ER SO BB IBB HBP BLK WP HR S P ERA WHIP	IP WLS BF H R ER SO BB IBB HBP BLK WP HR S P ERA WHIP	IP WLS BF H R ER SO BB IBB HBP BLK WP HR S P ERA WHIP	IP WLS BF H R ER SO BB IBB HBP BLK WP HR S P ERA WHIP	IP WLS BF H R ER SO BB IBB HBP BLK WP HR S P ERA WHIP	IP WLS BF H R ER SO BB IBB HBP BLK WP HR S P ERA WHIP	IP WLS BF H R ER SO BB IBB HBP BLK WP HR S P ERA WHIP	IP WLS BF H R ER SO BB IBB HBP BLK WP HR S P ERA WHIP	IP WLS BF H R ER SO BB IBB HBP BLK WP HR S P ERA WHIP	IP WLS BF H R ER SO BB IBB HBP BLK WP HR S P ERA WHIP	IP WLS BF H R ER SO BB IBB HBP BLK WP HR S P ERA WHIP	IP WLS BF H R ER SO BB IBB HBP BLK WP HR S P ERA WHIP	IP WLS BF H R ER SO BB IBB HBP BLK WP HR S P ERA WHIP	IP WLS BF H R ER SO BB IBB HBP BLK WP HR S P ERA WHIP	IP WLS BF H R ER SO BB IBB HBP BLK WP HR S P ERA WHIP	IP WLS BF H R ER SO BB IBB HBP BLK WP HR S P ERA WHIP	IP WLS BF H R ER SO BB IBB HBP BLK WP HR S P ERA WHIP	IP WLS BF H R ER SO BB IBB HBP BLK WP HR S P ERA WHIP	IP WLS BF H R ER SO BB IBB HBP BLK WP HR S P ERA WHIP	IP WLS BF H R ER SO BB IBB HBP BLK WP HR S P ERA WHIP	IP WLS BF H R ER SO BB IBB HBP BLK WP HR S P ERA WHIP

Baltimore Orioles @ Washington Senators
D.C. Stadium, Washington, DC
Fri Aug 27 1965, 7:05 PM EDT
Att: 9,031 - Unknown

AB 32
R 2
H 6
RBI 2
BB 7
SO 7
LOB 17



Batter	1	2	3	4	5	6	7	8	9	10	11	12	AB	R	H	RBI	BB	SO	LOB	TOP							
Norm Siebern, L OBP: 0.371, SLG: 0.430 Stu Miller, R	4-0 SH1-3 BB		0-0 4-1		0-0 E3 WP		4-0 BB		4-0 FC1-6 IBB		0-3 K		2 0 0 1 3 0 0 1 0 0 0 0 1 0														
Luis Aparicio, R OBP: 0.288, SLG: 0.369	0-0 SH1-3			4-0 2B BB	0-0 F9		0-3 K		0-0 FC1-6			0-0 F9	4 1 0 0 1 1 4														
Boog Powell, L OBP: 0.328, SLG: 0.372	1-2 4-3			0-0 F8 1B 2B	0-0 4-3		0-0 F8		0-0 G3			0-0 F7	6 1 1 1 1 0 0 5														
Brooks Robinson, R OBP: 0.371, SLG: 0.459	0-0 5-3			0-0 F8		0-0 F8		0-0 6-3		0-0 F9		4-0 BB BB	5 0 0 0 1 0 2														
Curt Blefary, L OBP: 0.368, SLG: 0.439		0-0 3-1		0-0 FC6-4 1B		0-0 1B 3B		0-0 F9		0-0 G3		4-0 BB BB	5 1 2 1 1 0 0														
Charlie Lau, L OBP: 0.388, SLG: 0.436		0-0 F8		0-0 F6		0-0 1B		0-0 E6 FC5-4				0-0 F6	6 0 2 1 0 0 3														
Jerry Adair, R OBP: 0.290, SLG: 0.316		0-0 L7		0-0 FC6-4		0-0 F3		0-0 FC5-4				0-0 5-3	5 0 0 0 0 0 4														
Paul Blair, R OBP: 0.288, SLG: 0.308			0-0 F9		0-0 SH1-4 E 2B		0-0 F3		0-0 FC1-6 SH3-4 1B		0-3 K		5 1 2 0 0 1 1														
Milt Pappas, R OBP: 0.102, SLG: 0.138 Don Larsen, R OBP: 0.273, SLG: 0.364 Russ Snyder, L OBP: 0.313, SLG: 0.303			0-3 K		0-0 SH1-4		0-0 6-3		0-0 SH3-4		0-0 L1-3		1 0 0 0 0 1 0 1 0 0 0 0 0 0 1 0 0 0 0 0 0														
Inning Stats	R: 0 E: 0 K: 0 S: 3	H: 0 LOB: 1 BB: 1 P: 7	R: 0 E: 0 K: 0 S: 3	H: 0 LOB: 0 BB: 0 P: 3	R: 0 E: 0 K: 1 S: 5	H: 0 LOB: 0 BB: 0 P: 5	R: 2 E: 0 K: 0 S: 5	H: 2 LOB: 1 BB: 1 P: 9	R: 1 E: 1 K: 0 S: 5	H: 1 LOB: 1 BB: 0 P: 5	R: 0 E: 0 K: 1 S: 5	H: 0 LOB: 1 BB: 1 P: 9	R: 0 E: 1 K: 0 S: 4	H: 0 LOB: 1 BB: 0 P: 4	R: 0 E: 0 K: 0 S: 4	H: 1 LOB: 2 BB: 1 P: 8	R: 0 E: 0 K: 2 S: 7	H: 0 LOB: 0 BB: 0 P: 7	R: 0 E: 0 K: 0 S: 3	H: 0 LOB: 2 BB: 2 P: 11	1B: 4 2B: 2 3B: 1 HR: 0	SF: 0 SAC: 3 DP: 0 HBP: 0	WP: 1 PB: 0 SB: 0 CS: 0	PA: 51			
PITCHER	IP 10.0	WLS 10.0	BF 43	H 7	R 4	ER 4	SO 2	BB 3	IBB 0	HBP 0	BLK 0	WP 1	HR 0	S 43	P 59	ERA 3.60	WHIP 1.000										
Buster Narum, R ERA: 4.21 Ron Kline, R ERA: 2.3	(1, 1)	(11, 1)	2.0	W	8	0	0	0	2	2	0	0	0	0	0	10	18	0.00	1.000								

Baltimore Orioles @ Washington Senators
D.C. Stadium, Washington, DC

AB 42
R 4
H 7
RBI 4
BB 6
SO 4
LOB 19



Sun Aug 29 1965, 3:33 AM EDT
Att. 7,795 - Unknown

Batter	1	2	3	4	5	6	7	8	9	10	11	12	AB	R	H	RBI	BB	SO	LOB	BOTTOM						
Ken Hamlin, R OBP: 0.351, SLG: 0.392	0-0 1B G4-6-3 2B		0-0 L5		0-0 F2		0-0 1B			0-3 K		0-0 E5	6 1 3 0 0 1 1													
Ken McMullen, R OBP: 0.321, SLG: 0.413	4-0 G4-6-3 1B BB		0-3 K		0-0 F8		0-3 K			0-0 F3			4 1 0 0 1 2 2													
Willie Kirkland, L OBP: 0.271, SLG: 0.431	0-0 G4-6-3 1B		0-0 L9			0-3 K		0-0 F9		0-0 F8			5 0 1 0 0 1 1													
Jim King, L OBP: 0.340, SLG: 0.427	0-0 G4-6-3			0-0 G3		4-0 3B BB		0-3 K			0-0 F3		4 1 0 0 1 1 2													
Dick Nen, L OBP: 0.316, SLG: 0.406	0-0 1B			0-0 HR		0-3 K		0-0 L9			0-3 K		5 1 2 2 0 2 1													
Woodie Held, R OBP: 0.347, SLG: 0.459	0-3 K			0-0 1B		0-0 3B			0-0 6-3		0-0 F7		5 0 2 1 0 1 1													
Mike Brumley, L OBP: 0.276, SLG: 0.274		0-0 F9		0-0 F9		0-0 F6			0-0 G4-6-3 1B			0-0 3-1	5 0 1 0 0 0 2													
Ed Brinkman, R OBP: 0.248, SLG: 0.252		0-0 F8		0-0 F6			0-0 F9		0-0 G4-6-3			0-0 SH1-4 E 1B	5 1 1 0 0 0 2													
Buster Narum, R ERA: 2.33 Frank Howard, R OBP: 0.348, SLG: 0.487 Don Blasingame, L OBP: 0.272, SLG: 0.288 Ron Kline, R	(1, 1)	(10, PH)	(9, PH)	(11, 1)		0-0 6-3		0-3 K		0-0 1B		0-0 SH1-4	3 0 0 0 0 1 0 1 0 1 0 0 0 0 0 0 0 0 0 0 0 0 0 0 0 0 0 0													
Inning Stats	R: 2 E: 0 K: 1 S: 7	H: 3 LOB: 1 BB: 1 P: 11	R: 0 E: 0 K: 0 S: 3	H: 0 LOB: 0 BB: 0 P: 3	R: 0 E: 0 K: 1 S: 5	H: 0 LOB: 0 BB: 0 P: 5	R: 1 E: 0 K: 0 S: 5	H: 2 LOB: 1 BB: 1 P: 6	R: 0 E: 0 K: 0 S: 5	H: 0 LOB: 0 BB: 0 P: 3	R: 1 E: 0 K: 2 S: 8	H: 1 LOB: 1 BB: 0 P: 12	R: 0 E: 0 K: 1 S: 5	H: 1 LOB: 1 BB: 0 P: 6	R: 0 E: 0 K: 0 S: 5	H: 0 LOB: 0 BB: 0 P: 5	R: 0 E: 0 K: 1 S: 5	H: 0 LOB: 0 BB: 0 P: 5	R: 0 E: 1 K: 0 S: 4	H: 0 LOB: 1 BB: 0 P: 4	R: 1 E: 1 K: 0 S: 4	H: 2 LOB: 1 BB: 1 P: 4	1B: 8 2B: 1 3B: 1 HR: 1	SF: 0 SAC: 1 DP: 2 HBP: 0	WP: 0 PB: 0 SB: 0 CS: 0	PA: 46
PITCHER	IP 5.2	WLS 2.1	BF 23	H 9	R 4	ER 0	SO 4	BB 2	IBB 0	HBP 0	BLK 0	WP 0	HR 1	S 29	P 37	ERA 6.35	WHIP 1.235									
Mit Pappas, R ERA: 2.77 Stu Miller, R ERA: 2.29	(1, 1)	(6, 1)	(9, 1)	(11, 1)																						

Baltimore Orioles @ Washington Senators
D.C. Stadium, Washington, DC

AB 43
R 5
H 11
RBI 3
BB 2
SO 9
LOB 12



Sun Aug 29 1965, 3:33 AM EDT
Att. 7,795 - Unknown

Batter	1	2	3	4	5	6	7	8	9	AB	R	H	RBI	BB	SO	LOB	TOP										
Rico Petrocelli, R OBP: 0.306, SLG: 0.437 (1, 6)	0-3 K	4-0 BB		0-0 F2	0-3 K			0-3 K		4	0	0	0	1	3	2	Boston Red Sox @ Washington Senators D.C. Stadium, Washington, DC Tue Aug 31 1965, 7:05 PM EDT Unknown livebaseballscorecards.com										
Frank Malzone, R OBP: 0.303, SLG: 0.368 (1, 5)	4-0 PB 1B BB	0-3 K		1-0 4-3 HBP		0-0 5-3		4-0 BB		2	1	0	0	2	1	2											
Carl Yastrzemski, L OBP: 0.386, SLG: 0.573 (1, 7)	4-0 1B 1-2 BB		0-3 K	0-0 4-3		0-0 4-3		0-0 1-3		4	0	0	0	1	1	3											
Felix Mantilla, R OBP: 0.394, SLG: 0.451 (1, 4)	0-0 1B 1-3 2H		4-0 2B 1B BB	4-0 IBB		0-3 K		0-0 5-3		3	1	1	1	2	1	0											
Tony Conigliaro, R OBP: 0.339, SLG: 0.523 (1, 9)	0-0 F6		0-0 1B 2B	0-0 F4			0-0 F7		0-3 K	5	1	1	0	0	1	5											
Tony Horton, R OBP: 0.394, SLG: 0.447 (1, 3)	0-3 K		0-0 1B	0-0 FC1-6 SH3-4 1B		4-0 FC5-4 BB		0-0 F8		4	1	2	2	1	1	2											
Bob Tillman, R OBP: 0.293, SLG: 0.328 (1, 2)		0-0 E5 WP	0-3 K	4-0 FC1-6 BB		0-0 FC5-4				3	0	0	0	1	1	2											
Jim Gosger, L OBP: 0.345, SLG: 0.417 (1, 8)	0-3 K		0-0 F8	0-0 FC1-6 SH3-4		0-0 G3				4	0	0	0	0	1	5											
Dave Morehead, R OBP: 0.250, SLG: 0.170 Dick Radatz, R OBP: 0.261, SLG: 0.409 (7, 1)	0-3 K		4-0 4-3 HBP BB	0-0 SH3-4		0-3 K				1	0	0	1	1	1	1											
Inning Stats	R: 1 E: 0 K: 2 S: 8	H: 1 LOB: 2 BB: 2 P: 16	R: 0 E: 1 K: 3 S: 10	H: 0 LOB: 2 BB: 1 P: 14	R: 2 E: 0 K: 2 S: 9	H: 2 LOB: 1 BB: 1 P: 13	R: 0 E: 0 K: 0 S: 3	H: 0 LOB: 3 BB: 2 P: 12	R: 1 E: 0 K: 1 S: 6	H: 1 LOB: 1 BB: 1 P: 10	R: 0 E: 0 K: 1 S: 5	H: 0 LOB: 0 BB: 0 P: 5	R: 0 E: 0 K: 0 S: 3	H: 0 LOB: 1 BB: 1 P: 7	R: 0 E: 0 K: 2 S: 7	H: 0 LOB: 1 BB: 1 P: 11	R: 0 E: 0 K: 1 S: 5	H: 0 LOB: 0 BB: 0 P: 5	1B: 3 2B: 1 3B: 0 HR: 0	SF: 0 SAC: 1 DP: 0 HBP: 1	WP: 1 PB: 1 SB: 0 CS: 0	PA: 42					
PITCHER	IP	WLS	BF	H	R	ER	SO	BB	IBB	HBP	BLK	WP	HR	S	P	ERA	WHIP										
Pete Richert, L ERA: 2.77 (1, 1)	5.0	L	28	4	4	4	8	6	1	1	0	1	0	36	65	7.20	2.000										
Bennie Daniels, R ERA: 4.59 (6, 1)	2.0		7	0	0	0	1	1	0	0	0	0	0	8	12	0.00	0.500										
Steve Ridzik, R ERA: 4.39 (8, 1)	2.0		7	0	0	0	3	1	0	0	0	0	0	12	16	0.00	0.500										



Batter	1	2	3	4	5	6	7	8	9	AB	R	H	RBI	BB	SO	LOB	BOTTOM										
Ken Hamlin, R OBP: 0.346, SLG: 0.385 (1, 4)	0-3 K		0-0 F7		0-3 K		0-0 F4		0-0 F7	5	0	0	0	0	2	3	Boston Red Sox @ Washington Senators D.C. Stadium, Washington, DC Tue Aug 31 1965, 7:05 PM EDT Unknown livebaseballscorecards.com										
Ken McMullen, R OBP: 0.320, SLG: 0.409 (1, 5)	4-0 FC3-6 1B BB		0-0 4-3		0-0 F4		0-3 K		0-0 F3	4	0	0	0	1	1	3											
Willie Kirkland, L OBP: 0.278, SLG: 0.434 (1, 7)	0-0 FC3-6 1B		4-0 BB		0-0 F2		0-0 1-2 2-3 1B			3	0	2	0	1	0	0											
Jim King, L OBP: 0.338, SLG: 0.421 (1, 9)	0-0 FC3-6 1-2 2-3		4-0 BB		0-3 K		0-3 K			3	0	0	0	1	2	5											
Dick Nen, L OBP: 0.314, SLG: 0.401 (1, 3)	0-0 4-1		0-3 K		0-0 E 1B		0-0 F9			4	0	1	0	0	1	4											
Woodie Held, R OBP: 0.343, SLG: 0.453 (1, 8)		0-3 K		0-0 G3		0-0 E6		0-3 K		4	0	0	0	0	2	1											
Mike Brumley, L OBP: 0.276, SLG: 0.269 (1, 2)		4-0 BB		0-0 F8		0-0 F8		0-0 4-3		3	0	0	0	1	0	2											
Ed Brinkman, R OBP: 0.251, SLG: 0.251 (1, 6)		0-3 K		0-0 F2		4-0 1B BB BB		4-0 BB		2	0	0	0	2	1	1											
Pete Richert, L OBP: 0.192, SLG: 0.143 Joe Cunningham, L OBP: 0.277, SLG: 0.333 Bennie Daniels, R OBP: 0.226, SLG: 0.133 Don Blasingame, R OBP: 0.290, SLG: 0.358 Steve Ridzik, R OBP: 0.300, SLG: 0.333 Don Lock, R OBP: 0.310, SLG: 0.390 (1, 1) (5, PH) (6, 1) (7, PH) (8, 1) (9, PH)		0-0 4-3		0-0 F9		4-0 1B BB		0-0 F8		1	0	0	0	0	0	1											
Inning Stats	R: 0 E: 0 K: 1 S: 6	H: 1 LOB: 2 BB: 1 P: 10	R: 0 E: 0 K: 2 S: 7	H: 0 LOB: 1 BB: 1 P: 11	R: 0 E: 0 K: 1 S: 5	H: 0 LOB: 2 BB: 2 P: 13	R: 0 E: 0 K: 0 S: 3	H: 0 LOB: 0 BB: 0 P: 3	R: 0 E: 0 K: 1 S: 5	H: 0 LOB: 0 BB: 0 P: 5	R: 0 E: 1 K: 1 S: 7	H: 1 LOB: 2 BB: 0 P: 7	R: 0 E: 0 K: 2 S: 8	H: 1 LOB: 3 BB: 2 P: 16	R: 0 E: 0 K: 1 S: 5	H: 0 LOB: 0 BB: 0 P: 5	R: 0 E: 0 K: 0 S: 3	H: 0 LOB: 1 BB: 1 P: 7	R: 0 E: 0 K: 1 S: 3	H: 0 LOB: 0 BB: 0 P: 5	1B: 3 2B: 0 3B: 0 HR: 0	SF: 0 SAC: 0 DP: 0 HBP: 0	WP: 0 PB: 0 SB: 0 CS: 0	PA: 38			
PITCHER	IP	WLS	BF	H	R	ER	SO	BB	IBB	HBP	BLK	WP	HR	S	P	ERA	WHIP										
Dave Morehead, R ERA: 4.39 (1, 1)	6.0	W	26	2	0	0	6	5	0	0	0	0	0	33	53	0.00	1.167										
Dick Radatz, R ERA: 4.44 (7, 1)	3.0	S	12	1	0	0	3	2	0	0	0	0	0	16	24	0.00	1.000										



Batter	1	2	3	4	5	6	7	8	9	AB	R	H	RBI	BB	SO	LOB	TOP								
Rico Petrocelli, R Daltong, J (PH) Bob Heffner, R Arnold Earley, L Lenny Green, L Bob Duijla, R	5-3		HR		5-3		WP	FC6-4		2	1	0	0	1	0	0	Boston Red Sox @ Washington Senators D.C. Stadium, Washington, DC Wed Sep 01 1965, 7:05 PM EDT Att: 1,517 - Unknown								
Frank Malzone, R	6-3		HR		F6		SF8	FC6-4		4	1	1	3	0	0	2									
Carl Yastrzemski, L					F5		WP	FC4-6		2	1	1	0	3	0	0									
Felix Mantilla, R	K						F8	FC4-6		5	0	1	1	0	1	4									
Tony Conigliaro, R		6-3					F7	FC5-4		5	0	0	0	0	0	4									
Tony Horton, R							4-3			3	1	2	0	2	0	0									
Bob Tillman, R Russ Nixon, L	G5-4-3				F7		2B	F6		2	1	0	0	1	0	2									
Jim Gosger, L					F9		BB			4	1	2	1	0	0	1									
Jim Lonborg, R Jay Ritchie, R Eddie Bressoud, P	K				K		SF8	L5		0	0	0	0	0	0	0									
							WP			2	0	0	0	0	2	1									
										1	1	0	0	1	0	1									
Inning Stats	R: 0 E: 0 K: 1 S: 5	H: 0 LOB: 1 BB: 1 P: 9	R: 0 E: 0 K: 0 S: 2	H: 0 LOB: 0 BB: 1 P: 6	R: 3 E: 0 K: 1 S: 7	H: 2 LOB: 1 BB: 2 P: 15	R: 0 E: 0 K: 1 S: 6	H: 1 LOB: 1 BB: 0 P: 6	R: 0 E: 0 K: 0 S: 3	H: 0 LOB: 0 BB: 0 P: 3	R: 0 E: 0 K: 0 S: 3	H: 0 LOB: 0 BB: 0 P: 3	R: 3 E: 0 K: 0 S: 4	H: 1 LOB: 2 BB: 4 P: 20	R: 1 E: 0 K: 0 S: 4	H: 1 LOB: 2 BB: 2 P: 12	R: 0 E: 0 K: 0 S: 5	H: 2 LOB: 2 BB: 0 P: 5	1B: 3 2B: 2 3B: 1 HR: 1	SF: 1 SAC: 0 DP: 1 HBP: 0	WP: 2 PB: 2 SB: 0 CS: 0	PA: 43			
PITCHER	IP	WLS	BF	H	R	ER	SO	BB	IBB	HBP	BLK	WP	HR	S	P	ERA	WHIP								
Frank Kreuzer, L	(1, 1)	6.0	26	4	5	5	3	5	0	0	0	0	1	27	47	7.50	1.500								
Phil Ortega, R	(7, 1)	1.0	7	0	2	2	0	3	1	0	0	2	0	3	19	18.00	3.000								
Marshall Bridges, L	(8, 1)	0.1	2	1	0	0	0	0	0	0	0	0	0	2	2	0.00	3.000								
Ron Kline, R	(8, 1)	1.2	W	8	2	0	0	1	0	0	0	0	0	7	11	0.00	1.800								

Batter	1	2	3	4	5	6	7	8	9	AB	R	H	RBI	BB	SO	LOB	BOTTOM								
Ken Hamlin, R	6-3	K						F8		5	1	1	0	0	2	0	Boston Red Sox @ Washington Senators D.C. Stadium, Washington, DC Wed Sep 01 1965, 7:05 PM EDT Att: 1,517 - Unknown								
Ken McMullen, R					F5			F9		5	2	3	0	0	0	0									
Willie Kirkland, L								F9		5	2	2	1	0	1	2									
Frank Howard, R								F7		3	1	2	2	1	0	2									
Chuck Cottier, R								F7		0	0	0	0	0	0	0									
Woodie Held, R								F7		0	0	0	0	0	0	0									
Dick Nen, L								F9		4	0	1	1	0	0	4									
Don Lock, R								E2		3	2	3	3	1	0	0									
Don Zimmer, R								F7		3	0	0	0	1	2	3									
Ed Brinkman, R								F8		4	0	0	0	0	1	3									
Frank Kreuzer, R								F9		3	0	0	0	0	2	0									
Phil Ortega, R								K		1	0	0	0	0	1	3									
Marshall Bridges, S								K		0	0	0	0	0	0	0									
Ron Kline, R								K		0	0	0	0	0	0	0									
Inning Stats	R: 4 E: 0 K: 1 S: 9	H: 4 LOB: 0 BB: 0 P: 9	R: 0 E: 0 K: 2 S: 7	H: 0 LOB: 0 BB: 0 P: 7	R: 0 E: 0 K: 1 S: 5	H: 0 LOB: 1 BB: 1 P: 9	R: 1 E: 0 K: 0 S: 4	H: 1 LOB: 0 BB: 0 P: 4	R: 1 E: 0 K: 1 S: 8	H: 3 LOB: 3 BB: 1 P: 12	R: 0 E: 0 K: 2 S: 7	H: 0 LOB: 0 BB: 0 P: 7	R: 2 E: 1 K: 2 S: 11	H: 4 LOB: 3 BB: 1 P: 15	R: 0 E: 0 K: 0 S: 3	H: 0 LOB: 0 BB: 0 P: 3	1B: 9 2B: 2 3B: 0 HR: 1	SF: 0 SAC: 0 DP: 0 HBP: 0	WP: 0 PB: 1 SB: 1 CS: 0	PA: 39					
PITCHER	IP	WLS	BF	H	R	ER	SO	BB	IBB	HBP	BLK	WP	HR	S	P	ERA	WHIP								
Jim Lonborg, R	(1, 1)	0.2	6	4	4	3	0	0	0	0	0	0	1	34	42	3.38	1.125								
Jay Ritchie, R	(1, 1)	5.1	22	4	2	2	7	2	0	0	0	0	0	8	12	0.00	1.000								
Bob Heffner, R	(7, 1)	0.0	L	3	3	2	0	0	0	0	0	0	0	3	3	∞	∞								
Arnold Earley, L	(7, 1)	1.0	5	1	0	0	2	0	1	0	0	0	0	8	12	0.00	1.000								
Bob Duijla, R	(8, 1)	1.0	3	0	0	0	0	0	0	0	0	0	0	3	3	0.00	0.000								

Batter	1	2	3	4	5	6	7	8	9	AB	R	H	RBI	BB	SO	LOB	TOP					
Rico Petrocelli, R OBP: 0.309, SLG: 0.430 Lee Thomas, L OBP: 0.360, SLG: 0.458	F7		F8		F8		SH1-4		F7	3	0	0	0	0	0	0						
Frank Matzone, R OBP: 0.301, SLG: 0.316	F8		F4		K					4	0	1	1	0	1	0						
Carl Yastrzemski, L OBP: 0.399, SLG: 0.565	F7			FC5 BB 1B		L5	F9			4	0	1	0	0	0	1						
Felix Mantilla, R OBP: 0.396, SLG: 0.450		1B BB		F7			F6			3	1	1	0	1	0	2						
Tony Conigliaro, R OBP: 0.342, SLG: 0.525		1-2 1B		1-2 BB		1-1 HR		F9		3	1	2	2	1	0	0						
Tony Horton, R OBP: 0.384, SLG: 0.492		0-3 K		0-3 K		0-0 3B		0-3 K		4	0	1	0	0	3	4						
Bob Tillman, R OBP: 0.290, SLG: 0.323		0-3 K		0-0 FC5		0-0 5-3		0-0 L7		4	0	0	0	0	1	5						
Jim Gosger, L OBP: 0.337, SLG: 0.432		0-0 F9			0-0 HR		0-0 F8		0-0 1-3	4	1	1	1	0	0	3						
Earl Wilson, R OBP: 0.325, SLG: 0.463 Arnold Earley, L Bob Duliba, R Lenny Green, L OBP: 0.363, SLG: 0.435			0-3 K		0-3 K		0-0 SH1-4 1B		0-0 F7	3	1	1	0	0	2	0						
Inning Stats	R: 0 E: 0 K: 0 S: 3	H: 0 LOB: 0 BB: 0 P: 3	R: 0 E: 0 K: 2 S: 8	H: 1 LOB: 2 BB: 1 P: 12	R: 0 E: 0 K: 1 S: 5	H: 0 LOB: 0 BB: 0 P: 5	R: 0 E: 0 K: 1 S: 6	H: 1 LOB: 2 BB: 1 P: 10	R: 1 E: 0 K: 2 S: 8	H: 1 LOB: 0 BB: 0 P: 8	R: 2 E: 0 K: 0 S: 6	H: 3 LOB: 1 BB: 0 P: 6	R: 1 E: 0 K: 0 S: 5	H: 2 LOB: 1 BB: 0 P: 5	R: 0 E: 0 K: 1 S: 5	H: 0 LOB: 0 BB: 0 P: 3	R: 0 E: 0 K: 0 S: 3	H: 0 LOB: 0 BB: 0 P: 3	1B: 5 2B: 0 3B: 1 HR: 2	SF: 0 SAC: 1 DP: 0 HBP: 0	WP: 0 PB: 0 SB: 0 CS: 0	PA: 37
PITCHER	IP WLS BF H R ER SO BB IBB HBP BLK WP HR S P ERA WHIP	IP WLS BF H R ER SO BB IBB HBP BLK WP HR S P ERA WHIP																				
Mike McCormick, L ERA: 3.4 Steve Ritzik, R ERA: 4.22	7.0 W 31 8 4 4 6 2 0 0 0 0 2 41 49 5.14 1.429	2.0 S 6 0 0 0 1 0 0 0 0 0 0 8 8 0.00 0.000																				

Boston Red Sox @ Washington Senators
D.C. Stadium, Washington, DC
Thu Sep 02 1965, 7:05 PM EDT
Att: 3,098 - Unknown

AB 34
R 4
H 8
RBI 4
BB 2
SO 7
LOB 15



Batter	1	2	3	4	5	6	7	8	9	AB	R	H	RBI	BB	SO	LOB	BOTTOM			
Ken Hamlin, R OBP: 0.343, SLG: 0.378	5-3		6-3		K			F8		4	0	0	0	0	1	1				
Ken McMullen, R OBP: 0.323, SLG: 0.411	E1 1B		6-3			5-3		BB 1B HBP		3	1	1	0	0	0	0				
Willie Kirkland, L OBP: 0.286, SLG: 0.434	G5-4-3 1B			0-3 K		F8		BB 1B		4	0	2	1	0	1	0				
Frank Howard, R OBP: 0.349, SLG: 0.485 Woodie Held, R OBP: 0.344, SLG: 0.455	G5-4-3 1-2			0-3 K		6-3		1-2 2-3 BB		3	0	0	0	1	1	1				
Dick Nen, L OBP: 0.314, SLG: 0.395		G3		0-0 F9		E4 1B		K		4	1	0	0	0	1	3				
Don Lock, R OBP: 0.319, SLG: 0.382		HR			WP 1B		K	K		4	2	2	1	0	2	4				
Mike Brumley, L OBP: 0.280, SLG: 0.274		G6-4-3 1B			K		E8 1B			3	1	2	0	0	1	1				
Ed Brinkman, R OBP: 0.249, SLG: 0.254 Bob Chance, L OBP: 0.294, SLG: 0.344 Don Blasingame, L OBP: 0.273, SLG: 0.287		G6-4-3			F8		CS 1B			2	0	0	0	0	0	2				
Mike McCormick, L OBP: 0.205, SLG: 0.079 Jim King, L OBP: 0.335, SLG: 0.416 Steve Ritzik, R OBP: 0.200, SLG: 0.333			0-3 K		2-H 1B		F4			2	0	1	1	0	1	0				
Inning Stats	R: 1 E: 1 K: 0 S: 4	H: 2 LOB: 0 BB: 0 P: 4	R: 1 E: 0 K: 0 S: 4	H: 2 LOB: 0 BB: 0 P: 4	R: 0 E: 0 K: 1 S: 5	H: 0 LOB: 0 BB: 0 P: 5	R: 0 E: 0 K: 2 S: 7	H: 0 LOB: 0 BB: 0 P: 7	R: 1 E: 0 K: 2 S: 9	H: 2 LOB: 1 BB: 0 P: 9	R: 0 E: 0 K: 0 S: 3	H: 0 LOB: 0 BB: 0 P: 3	R: 2 E: 2 K: 1 S: 7	H: 2 LOB: 1 BB: 0 P: 7	R: 0 E: 0 K: 2 S: 8	H: 1 LOB: 3 BB: 1 P: 13	1B: 8 2B: 0 3B: 0 HR: 1	SF: 0 SAC: 0 DP: 2 HBP: 1	WP: 1 PB: 0 SB: 0 CS: 1	PA: 33
PITCHER	IP WLS BF H R ER SO BB IBB HBP BLK WP HR S P ERA WHIP	IP WLS BF H R ER SO BB IBB HBP BLK WP HR S P ERA WHIP																		
Earl Wilson, R ERA: 4.16 Arnold Earley, L ERA: 3.14 Bob Duliba, R ERA: 3.36	7.1 L 31 5 5 2 6 1 0 0 0 0 1 41 46 2.46 1.364	0.1 1 0 0 0 1 0 0 0 0 0 0 0 3 3 0.00 0.000																		

Boston Red Sox @ Washington Senators
D.C. Stadium, Washington, DC
Thu Sep 02 1965, 7:05 PM EDT
Att: 3,098 - Unknown

AB 31
R 5
H 9
RBI 5
BB 1
SO 8
LOB 13



Batter	1	2	3	4	5	6	7	8	9	AB	R	H	RBI	BB	SO	LOB	TOP		
Ken Hamlin, R OBP: 0.338, SLG: 0.372 (1, 4)	5-3		F2		L8		5-3		1-3	5	0	0	0	0	0	1			
Ken McMullen, R OBP: 0.327, SLG: 0.420 (1, 5)	6-3		2B 1B		G3 1B			HR		4	1	3	1	0	0	0			
Frank Howard, R OBP: 0.349, SLG: 0.483 (1, 7)	BB 1B		K		G3 1-2			5-3		4	0	1	0	0	1	2			
Woodie Held, R OBP: 0.349, SLG: 0.471 (1, 9)	1-2 BB		1-3 2B		F8			HR		3	1	2	1	1	0	1			
Don Lock, R OBP: 0.316, SLG: 0.378 (1, 8)	K		K		F6			K		4	0	0	0	0	3	4			
Dick Nen, L OBP: 0.318, SLG: 0.398 (1, 3)		G5-4-3 1B		1B		K		6-3		4	0	2	0	0	1	0			
Don Zimmer, R OBP: 0.290, SLG: 0.258 (1, 2)	G5-4-3 1-2		F6		6-3			F3		3	0	0	0	0	0	2			
Ed Brinkman, R OBP: 0.249, SLG: 0.254 (1, 6)		F8 1B		F8			6-3	K		4	0	1	0	0	1	1			
Buster Narum, R OBP: 0.085, SLG: 0.091 (1, 1)		K		K			F6			2	0	0	0	0	2	2			
Bennie Daniels, L OBP: 0.235, SLG: 0.133 (5, 1)										0	0	0	0	0	0	0			
Marshall Bridges, S OBP: 0.143, SLG: 0.429 (6, 1)										0	0	0	0	0	0	0			
Doug Camilli, R OBP: 0.286, SLG: 0.291 (6, 2)										2	0	1	0	0	0	0			
Chuck Cottier, R (9, PH)								2B		1	0	0	0	0	0	0			
Inning Stats	R: 0 E: 0 K: 1 S: 6	H: 1 LOB: 2 BB: 1 P: 10	R: 0 E: 0 K: 1 S: 6	H: 2 LOB: 1 BB: 0 P: 6	R: 0 E: 0 K: 2 S: 9	H: 2 LOB: 2 BB: 0 P: 9	R: 0 E: 0 K: 1 S: 6	H: 1 LOB: 1 BB: 0 P: 6	R: 0 E: 0 K: 0 S: 4	H: 0 LOB: 0 BB: 0 P: 4	R: 0 E: 0 K: 0 S: 3	H: 0 LOB: 0 BB: 0 P: 3	R: 2 E: 0 K: 1 S: 7	H: 2 LOB: 0 BB: 0 P: 7	R: 0 E: 0 K: 1 S: 6	H: 1 LOB: 1 BB: 0 P: 6	1B: 6 2B: 2 3B: 0 HR: 2	SF: 0 SAC: 0 DP: 1 HBP: 0	WP: 0 PA: 37
PITCHER Hank Aquirre, L ERA: 3.6 (1, 1)	IP: 9.0 WLS: W BF: 37 H: 10 R: 2 ER: 2 SO: 8 BB: 1 IBB: 0 HBP: 0 BLK: 0 WP: 0 HR: 2 S: 52 P: 56 ERA: 2.00 WHIP: 1.222																		

Washington Senators @ Detroit Tigers
Tiger Stadium, Detroit, MI
Fri Sep 03 1965, 7:05 PM EDT
Att: 10,053 - Unknown

AB 36
R 2
H 10
RBI 2
BB 1
SO 8
LOB 13



Batter	1	2	3	4	5	6	7	8	9	AB	R	H	RBI	BB	SO	LOB	BOTTOM		
Jim Northrup, L OBP: 0.262, SLG: 0.323 (1, 9)	K		4-3	1-H 2B		1-2 1B				5	1	3	1	0	1	0			
Jerry Lumpe, L OBP: 0.335, SLG: 0.331 (1, 4)					4-0 BB	1-2 1B				2	1	2	0	2	0	0			
George Smith, R OBP: 0.143, SLG: 0.077 (6, FR)	E 1B		S HR 1B		BB	1-2 2-3 1BB		K		1	1	0	0	0	1	1			
Don Wert, R OBP: 0.343, SLG: 0.360 (1, 5)	E8 1-2		F5		5-3			K2-3		5	0	1	2	0	1	4			
Norm Cash, L OBP: 0.356, SLG: 0.459 (1, 3)	F9					1-2 2-H 3-H 1B		F6		4	2	1	2	1	0	4			
Willie Horton, R OBP: 0.347, SLG: 0.518 (1, 7)	F8		2-H HR		HR BB			F8		4	1	2	3	1	0	2			
Bill Freehan, R OBP: 0.302, SLG: 0.347 (1, 2)		1-0 SH1-3 HBP			1-H HR	1-2 2-H 1B		5-3 BB		4	1	1	1	0	0	3			
Mickey Stanley, R OBP: 0.333, SLG: 0.667 (1, 8)		F8		F7				HR		4	1	1	1	0	0	1			
Ray Oyler, R OBP: 0.304, SLG: 0.375 (1, 6)		SH1-3		2B 1B				K		3	1	1	0	0	2	0			
Hank Aquirre, R OBP: 0.136, SLG: 0.111 (1, 1)		K		K		E 1B 1B		K		4	1	1	0	0	3	2			
Inning Stats	R: 0 E: 1 K: 1 S: 7	H: 1 LOB: 2 BB: 0 P: 7	R: 0 E: 0 K: 1 S: 5	H: 0 LOB: 1 BB: 0 P: 6	R: 2 E: 0 K: 0 S: 5	H: 2 LOB: 0 BB: 0 P: 5	R: 2 E: 0 K: 1 S: 8	H: 3 LOB: 2 BB: 1 P: 12	R: 2 E: 0 K: 1 S: 6	H: 1 LOB: 0 BB: 1 P: 10	R: 3 E: 1 K: 0 S: 6	H: 4 LOB: 2 BB: 1 P: 10	R: 1 E: 0 K: 3 S: 11	H: 2 LOB: 1 BB: 0 P: 11	R: 0 E: 0 K: 1 S: 5	H: 0 LOB: 1 BB: 1 P: 9	1B: 8 2B: 2 3B: 0 HR: 4	SF: 0 SAC: 1 DP: 1 HBP: 1	WP: 0 PA: 42
PITCHER Buster Narum, R ERA: 4.44 (1, 1)	IP: 4.0 WLS: L BF: 23 H: 7 R: 6 ER: 6 SO: 3 BB: 2 IBB: 0 HBP: 0 BLK: 0 WP: 0 HR: 3 S: 26 P: 35 ERA: 13.50 WHIP: 2.250																		
Bennie Daniels, R ERA: 4.79 (5, 1)	IP: 1.0 WLS: 7 BF: 3 H: 3 R: 3 ER: 3 SO: 1 BB: 0 IBB: 1 HBP: 0 BLK: 0 WP: 0 HR: 0 S: 8 P: 12 ERA: 27.00 WHIP: 3.000																		
Marshall Bridges, L ERA: 2.33 (6, 1)	IP: 3.0 WLS: 12 BF: 3 H: 3 R: 1 ER: 1 SO: 4 BB: 1 IBB: 0 HBP: 0 BLK: 0 WP: 0 HR: 1 S: 19 P: 23 ERA: 3.00 WHIP: 1.333																		

Washington Senators @ Detroit Tigers
Tiger Stadium, Detroit, MI
Fri Sep 03 1965, 7:05 PM EDT
Att: 10,053 - Unknown

AB 36
R 10
H 13
RBI 10
BB 4
SO 8
LOB 17



Batter	1	2	3	4	5	6	7	8	9	AB	R	H	RBI	BB	SO	LOB	TOP			
Don Blasingame, L (1,4) OBP: 0.275, SLG: 0.287 Ed Brinkman, R (7,6) OBP: 0.248, SLG: 0.253	G3		F8				F3		K	3	0	1	0	1	0	0	Washington Senators @ Detroit Tigers Tiger Stadium, Detroit, MI Sat Sep 04 1965, 4:33 AM EDT Att: 6,643 - Unknown			
Ken Hamlin, R (1,6) OBP: 0.336, SLG: 0.369	FC4-6 1B		6-3		L7		F3		6-3	5	0	1	0	0	0	3				
Willie Kirkland, L (1,9) OBP: 0.284, SLG: 0.430	FC4-6 1B						F8		1-3	5	0	1	0	0	0	3				
Frank Howard, R (1,7) OBP: 0.350, SLG: 0.482 Woodie Held, R (8,7) OBP: 0.349, SLG: 0.471	1-2 BB		F2				1B		6-3	3	0	1	0	1	0	1				
Dick Nen, L (1,3) OBP: 0.322, SLG: 0.400	K						1B		FC3-6 1B	4	0	2	0	0	2	3				
Ken McMullen, R (1,5) OBP: 0.326, SLG: 0.419		6-3					F8		FC3-6 1B	4	1	1	0	0	0	3				
Mike Brumley, L (1,2) OBP: 0.279, SLG: 0.274	F8						G3		1B	4	0	1	0	0	0	4				
Don Lock, R (1,8) OBP: 0.318, SLG: 0.379	6-3						F8		1B	4	0	2	1	0	0	0				
Jim Duckworth, R (1,1) Jim King, L (8,PH) Ron Kline, R (8,1)			K				2-3		F9	3	0	0	0	0	1	1				
										1	0	0	0	0	0	2				
										0	0	0	0	0	0	0				
Inning Stats	R: 0 E: 0 K: 1 S: 6	H: 1 LOB: 2 BB: 1 P: 10	R: 0 E: 0 K: 0 S: 3	H: 0 LOB: 0 BB: 0 P: 3	R: 0 E: 0 K: 1 S: 5	H: 0 LOB: 0 BB: 0 P: 5	R: 0 E: 0 K: 1 S: 7	H: 2 LOB: 2 BB: 0 P: 7	R: 0 E: 0 K: 0 S: 3	H: 0 LOB: 1 BB: 1 P: 7	R: 0 E: 0 K: 0 S: 5	H: 2 LOB: 2 BB: 0 P: 5	R: 0 E: 0 K: 0 S: 6	H: 3 LOB: 3 BB: 0 P: 6	R: 0 E: 0 K: 1 S: 5	H: 0 LOB: 0 BB: 0 P: 5	1B: 10 2B: 0 3B: 0 HR: 0	SF: 0 SAC: 0 DP: 0 HBP: 0	WP: 0 PB: 0 SB: 1 CS: 0	PA: 39
PITCHER Dave Wickersham, R (1,1) ERA: 4.3	IP: 9.0 WLS: L BF: 39 H: 10 R: 1 ER: 1 SO: 4 BB: 2 IBB: 0 HBP: 0 BLK: 0 WP: 0 HR: 0 S: 45 P: 53 ERA: 1.00 WHIP: 1.333															PITCHER				

Batter	1	2	3	4	5	6	7	8	9	AB	R	H	RBI	BB	SO	LOB	BOTTOM					
Jim Northrup, L (1,9) OBP: 0.266, SLG: 0.321	K		HBP		F7		L4		BB 1B	4	0	1	0	0	1	2	Washington Senators @ Detroit Tigers Tiger Stadium, Detroit, MI Sat Sep 04 1965, 4:33 AM EDT Att: 6,643 - Unknown					
Jerry Lumpe, L (1,4) OBP: 0.335, SLG: 0.330 George Smith, R (9,FR) OBP: 0.143, SLG: 0.077	K		L4				SH3-4 BB		5-3	4	0	1	0	1	1	1						
Don Wert, R (1,5) OBP: 0.347, SLG: 0.362	BB						SH3-4		F9 1B	2	0	2	0	2	0	0						
Norm Cash, L (1,3) OBP: 0.354, SLG: 0.456	K				F6		F5		F9	5	0	1	0	0	1	6						
Willie Horton, R (1,7) OBP: 0.346, SLG: 0.515		K			K		IBB		F9	3	0	0	0	1	2	3						
Bill Freehan, R (1,2) OBP: 0.299, SLG: 0.344 Gates Brown, L (8,PH) OBP: 0.291, SLG: 0.441 John Sullivan, L (9,2) OBP: 0.354, SLG: 0.371		K			K		F8		BB	3	0	0	0	0	2	3						
Mickey Stanley, R (1,8) OBP: 0.287, SLG: 0.533 Al Kaline, R (8,PH) OBP: 0.406, SLG: 0.512		K			K		6-3		K	3	0	0	0	0	2	0						
Ray Oyler, R (1,6) OBP: 0.310, SLG: 0.374			K		K		SH1-4 BB		F8	3	0	1	0	1	1	0						
Dave Wickersham, R (1,1) OBP: 0.063, SLG: 0.063 Bill Roman, L (9,PH) OBP: 0.095, SLG: 0.050		K			SH1-4		SH3-4		K	1	0	0	0	0	1	0						
										1	0	0	0	0	1	0						
Inning Stats	R: 0 E: 0 K: 3 S: 9	H: 0 LOB: 1 BB: 1 P: 13	R: 0 E: 0 K: 3 S: 9	H: 0 LOB: 0 BB: 0 P: 9	R: 0 E: 0 K: 2 S: 7	H: 0 LOB: 1 BB: 0 P: 8	R: 0 E: 0 K: 2 S: 8	H: 1 LOB: 1 BB: 0 P: 8	R: 0 E: 0 K: 1 S: 5	H: 0 LOB: 1 BB: 1 P: 9	R: 0 E: 0 K: 0 S: 3	H: 0 LOB: 2 BB: 2 P: 11	R: 0 E: 0 K: 1 S: 4	H: 1 LOB: 1 BB: 0 P: 4	R: 0 E: 0 K: 1 S: 7	H: 2 LOB: 3 BB: 1 P: 11	R: 0 E: 0 K: 1 S: 7	H: 2 LOB: 3 BB: 1 P: 11	1B: 6 2B: 0 3B: 0 HR: 0	SF: 0 SAC: 3 DP: 0 HBP: 1	WP: 0 PB: 0 SB: 0 CS: 0	PA: 40
PITCHER Jim Duckworth, R (1,1) ERA: 3.9 Ron Kline, R (8,1) ERA: 2.25	IP: 7.0 WLS: W BF: 28 H: 2 R: 0 ER: 0 SO: 11 BB: 3 IBB: 1 HBP: 1 BLK: 0 WP: 0 HR: 0 S: 45 P: 62 ERA: 0.00 WHIP: 0.714															PITCHER						



Batter	1	2	3	4	5	6	7	8	9	AB	R	H	RBI	BB	SO	LOB	TOP					
Ken Hamlin, R OBP: 0.335, SLG: 0.368 (1, 4)	F8		SH1-4		F8		F4		1B WP 1B	4	0	1	0	0	0	1	Washington Senators @ Detroit Tigers Tiger Stadium, Detroit, MI Sun Sep 05 1965, 4:33 AM EDT Unknown					
Ken McMullen, R OBP: 0.327, SLG: 0.419 (1, 5)	K		L9		K		1B 1B		1B G4-6-3	5	1	2	0	0	2	2						
Frank Howard, R OBP: 0.353, SLG: 0.483 Jim King, L OBP: 0.332, SLG: 0.412 (7, PR) (7, 9)	4-3						1B 1B		G4-6-3 1-2	3	0	2	0	1	0	0						
Woodie Held, R OBP: 0.351, SLG: 0.482 (7, 7)			L9		F3		1B 1-2 2H			4	1	2	2	0	0	4						
Don Lock, R OBP: 0.320, SLG: 0.379 (1, 8)							F6			3	0	1	0	1	1	2						
Dick Nen, L OBP: 0.315, SLG: 0.391 (1, 3)							K			4	0	0	0	0	4	2						
Doug Camilli, R OBP: 0.266, SLG: 0.290 (1, 2)							L9			4	0	1	0	0	1	2						
Ed Brinkman, R OBP: 0.246, SLG: 0.251 (1, 6)							F8			4	0	0	0	0	0	3						
Pete Richert, L OBP: 0.214, SLG: 0.170 Steve Ridzik, R OBP: 0.200, SLG: 0.333 Mike McCormick, L OBP: 0.205, SLG: 0.079 (9, 1) (9, 1)							K			4	0	2	0	0	1	0						
										0	0	0	0	0	0	0						
										0	0	0	0	0	0	0						
Inning Stats	R: 0 E: 0 K: 1 S: 5	H: 0 LOB: 0 BB: 0 P: 5	R: 1 E: 1 K: 1 S: 7	H: 2 LOB: 1 BB: 0 P: 7	R: 0 E: 0 K: 0 S: 4	H: 1 LOB: 2 BB: 1 P: 8	R: 0 E: 0 K: 2 S: 8	H: 1 LOB: 1 BB: 0 P: 8	R: 0 E: 0 K: 1 S: 7	H: 2 LOB: 2 BB: 1 P: 7	R: 0 E: 0 K: 1 S: 5	H: 0 LOB: 1 BB: 1 P: 9	R: 1 E: 0 K: 1 S: 8	H: 3 LOB: 2 BB: 0 P: 8	R: 0 E: 0 K: 2 S: 7	H: 0 LOB: 0 BB: 0 P: 7	R: 0 E: 0 K: 0 S: 4	H: 2 LOB: 1 BB: 0 P: 4	1B: 10 2B: 0 3B: 0 HR: 1	SF: 0 SAC: 1 DP: 1 HBP: 0	WP: 1 PB: 0 SB: 0 CS: 0	PA: 39
PITCHER	IP	WLS	BF	H	R	ER	SO	BB	IBB	HBP	BLK	WP	HR	S	P	ERA	WHIP					
Mickey Lolich, L ERA: 4.03 Orlando Pena, R ERA: 4.25	(1, 1) (8, 1)	7.0 2.0	L 7	32 2	9 0	2 0	7 2	2 0	0 0	0 0	0 0	0 1	1 0	44 11	52 11	2.57 0.00	1.571 1.000					

AB	36
R	2
H	11
RBI	2
BB	2
SO	9
LOB	18



Batter	1	2	3	4	5	6	7	8	9	AB	R	H	RBI	BB	SO	LOB	BOTTOM					
Mickey Stanley, R OBP: 0.316, SLG: 0.684 (1, 8)	F3									4	1	2	1	0	0	0	Washington Senators @ Detroit Tigers Tiger Stadium, Detroit, MI Sun Sep 05 1965, 4:33 AM EDT Unknown					
Jerry Lumpe, L OBP: 0.336, SLG: 0.329 George Smith, R OBP: 0.167, SLG: 0.074 (1, 4) (3, PR) (4, 4)	F7									1	0	0	0	1	0	0						
Don Wert, R OBP: 0.345, SLG: 0.360 (1, 5)	K									1	0	0	0	1	0	0						
Al Kaline, R OBP: 0.404, SLG: 0.511 (1, 9)										3	0	0	0	0	2	2						
Willie Horton, R OBP: 0.343, SLG: 0.510 (1, 7)										4	0	1	0	0	1	3						
Norm Cash, L OBP: 0.353, SLG: 0.452 (1, 3)										4	0	0	0	0	0	2						
Norm Cash, L OBP: 0.353, SLG: 0.452 (1, 3)										3	0	0	0	1	0	1						
Bill Freehan, R OBP: 0.302, SLG: 0.344 (1, 2)										3	0	1	0	1	1	1						
Ray Oyler, R OBP: 0.303, SLG: 0.364 Gates Brown, L OBP: 0.230, SLG: 0.439 (9, PH) (9, PH)										3	0	0	0	0	2	3						
Mickey Lolich, S OBP: 0.097, SLG: 0.071 George Thomas, R OBP: 0.272, SLG: 0.318 Orlando Pena, R OBP: 0.278, SLG: 0.188 (1, 1) (7, PH) (8, 1)										1	0	0	0	0	1	1						
										0	0	0	0	0	0	0						
Inning Stats	R: 0 E: 0 K: 1 S: 5	H: 0 LOB: 0 BB: 0 P: 5	R: 0 E: 0 K: 1 S: 6	H: 1 LOB: 2 BB: 1 P: 10	R: 0 E: 0 K: 3 S: 10	H: 1 LOB: 2 BB: 1 P: 14	R: 0 E: 0 K: 1 S: 5	H: 0 LOB: 0 BB: 0 P: 5	R: 0 E: 0 K: 0 S: 3	H: 0 LOB: 0 BB: 0 P: 3	R: 0 E: 0 K: 0 S: 3	H: 0 LOB: 1 BB: 1 P: 7	R: 0 E: 0 K: 2 S: 8	H: 1 LOB: 1 BB: 0 P: 8	R: 1 E: 0 K: 0 S: 4	H: 1 LOB: 0 BB: 0 P: 4	R: 0 E: 0 K: 0 S: 3	H: 0 LOB: 1 BB: 1 P: 7	1B: 2 2B: 1 3B: 0 HR: 1	SF: 0 SAC: 1 DP: 0 HBP: 0	WP: 0 PB: 0 SB: 0 CS: 0	PA: 35
PITCHER	IP	WLS	BF	H	R	ER	SO	BB	IBB	HBP	BLK	WP	HR	S	P	ERA	WHIP					
Pete Richert, L ERA: 2.68 Steve Ridzik, R ERA: 4.2 Mike McCormick, L ERA: 3.39	(1, 1) (9, 1) (9, 1)	8.1 0.1 0.1	W S 1	33 1 1	4 0 0	1 0 0	8 0 0	4 0 0	0 0 0	0 0 0	0 0 0	0 0 0	0 0 1	1 1 1	45 1 1	1.08 0.00 0.000	0.960 0.000 0.000					



Batter	1	2	3	4	5	6	7	8	9	AB	R	H	RBI	BB	SO	LOB	TOP					
Don Blasingame, L (1.4) OBP: 0.277, SLG: 0.287	F8		4-3 WP 1B		4-0 1B BB		F8		4-3	4	2	1	0	1	0	0	<p>Washington Senators @ Detroit Tigers</p> <p>Tiger Stadium, Detroit, MI</p> <p>Sun Sep 05 1965, 4:38 AM EDT</p> <p>Att: 14,209 - Unknown</p>					
Ken Hamlin, R (1.6) OBP: 0.336, SLG: 0.366	5-3		F4		2B 1-2 1B		BB		F8	4	0	1	0	1	0	1						
Willie Kirkland, L (1.9) OBP: 0.280, SLG: 0.423	G3		4-3		F5		BB		F8	4	0	0	0	0	0	4						
Frank Howard, R (1.7) OBP: 0.354, SLG: 0.485		F5			1-3 2H 2B				6-3	4	0	2	2	0	0	0						
Dick Nen, L (1.3) OBP: 0.319, SLG: 0.386	BB 1B BB		G3		F4				FC5-4 BB	2	0	0	0	2	0	3						
Ken McMullen, R (1.5) OBP: 0.326, SLG: 0.417	BB 1-2 1B				1-3		F8		FC5-4 1B 1-2	4	0	1	0	0	0	1						
Mike Brumley, L (1.2) OBP: 0.279, SLG: 0.273	K		L6		L6		K			4	0	1	0	0	2	2						
Don Lock, R (1.8) OBP: 0.319, SLG: 0.376					K		K		F7	3	0	0	0	1	2	2						
Phil Ortega, R (1.1) OBP: 0.238, SLG: 0.250	F6				K		L3		F6	0	0	0	0	0	0	0						
Bob Chance, L (2. PH) OBP: 0.289, SLG: 0.343										1	0	0	0	0	0	3						
Howie Koglit, R (2.1) OBP: 0.129, SLG: 0.100										1	0	0	0	0	1	0						
Joe Cunningham, L (7. PH) OBP: 0.129, SLG: 0.100										1	0	0	0	0	0	0						
Marshall Bridges, S (7.1) OBP: 0.129, SLG: 0.100										0	0	0	0	0	0	0						
Bennie Daniels, S (7.1) OBP: 0.129, SLG: 0.100										0	0	0	0	0	0	0						
Jim King, S (9. PH) OBP: 0.331, SLG: 0.410										1	0	0	0	0	0	0						
Inning Stats	R: 0 E: 0 K: 0 S: 3	H: 0 LOB: 0 BB: 0 P: 3	R: 0 E: 0 K: 1 S: 6	H: 1 LOB: 3 BB: 2 P: 14	R: 1 E: 0 K: 0 S: 5	H: 2 LOB: 1 BB: 0 P: 5	R: 0 E: 0 K: 1 S: 5	H: 0 LOB: 0 BB: 0 P: 5	R: 1 E: 0 K: 0 S: 7	H: 2 LOB: 2 BB: 1 P: 11	R: 0 E: 0 K: 2 S: 7	H: 0 LOB: 0 BB: 0 P: 7	R: 0 E: 0 K: 0 S: 3	H: 0 LOB: 1 BB: 1 P: 7	R: 0 E: 0 K: 0 S: 4	H: 1 LOB: 2 BB: 1 P: 8	R: 0 E: 0 K: 0 S: 3	H: 0 LOB: 0 BB: 0 P: 3	1B: 5 2B: 1 3B: 0 HR: 0	SF: 0 SAC: 0 DP: 0 HBP: 0	WP: 1 PB: 0 SB: 0 CS: 0	PA: 38
PITCHER Phil Regan, R (1.1) ERA: 4.44	IP: 9.0 WLS: W BF: 38 H: 6 R: 2 ER: 2 SO: 5 BB: 5 IBB: 0 HBP: 0 BLK: 0 WP: 1 HR: 0 S: 43 P: 63 ERA: 2.00 WHIP: 1.222															PITCHER						

Batter	1	2	3	4	5	6	7	8	9	AB	R	H	RBI	BB	SO	LOB	BOTTOM			
Mickey Stanley, R (1.8) OBP: 0.375, SLG: 0.708	5-3	5-3					1B SH2-4 1B	FC3-4 1B		5	2	3	0	0	0	0	<p>Washington Senators @ Detroit Tigers</p> <p>Tiger Stadium, Detroit, MI</p> <p>Sun Sep 05 1965, 4:38 AM EDT</p> <p>Att: 14,209 - Unknown</p>			
Jerry Lumpe, L (1.4) OBP: 0.336, SLG: 0.328					F2		SH2-4	FC3-4		2	1	0	0	1	0	2				
George Smith, R (8.4) OBP: 0.161, SLG: 0.071	BB 2B BB		F8				1-2	1-2		1	0	0	0	0	0	1				
Don Wert, R (1.5) OBP: 0.348, SLG: 0.369			5-3				HR	1B		4	3	3	3	0	0	0				
Al Kaline, R (1.9) OBP: 0.405, SLG: 0.510	2B 1B BB		K		L6-3		HR	1B		3	2	1	1	1	1	0				
Willie Horton, R (1.7) OBP: 0.345, SLG: 0.511							HR	1B		3	1	1	2	1	0	2				
George Thomas, R (8.7) OBP: 0.272, SLG: 0.318	1-3 2H 3H 2B		F7				F7			0	0	0	0	0	0	0				
Norm Cash, L (1.3) OBP: 0.355, SLG: 0.461	K				F3		HR			4	1	2	3	0	1	3				
John Sullivan, L (1.2) OBP: 0.349, SLG: 0.365					F7		F9	4-3		4	0	1	2	0	0	1				
Ray Oyler, R (1.6) OBP: 0.294, SLG: 0.352	G3				G4-3		F8	6-3		4	0	0	0	0	0	2				
Phil Regan, R (1.1) OBP: 0.154, SLG: 0.083			K				F3	F8		3	1	0	0	1	1	0				
Inning Stats	R: 4 E: 0 K: 1 S: 8	H: 3 LOB: 1 BB: 2 P: 16	R: 0 E: 0 K: 1 S: 5	H: 0 LOB: 0 BB: 0 P: 5	R: 0 E: 0 K: 1 S: 5	H: 0 LOB: 0 BB: 0 P: 5	R: 0 E: 0 K: 0 S: 3	H: 1 LOB: 0 BB: 0 P: 3	R: 3 E: 0 K: 0 S: 5	H: 2 LOB: 1 BB: 2 P: 13	R: 0 E: 0 K: 0 S: 3	H: 0 LOB: 0 BB: 0 P: 3	R: 4 E: 0 K: 0 S: 7	H: 4 LOB: 0 BB: 0 P: 7	R: 0 E: 0 K: 0 S: 4	H: 1 LOB: 1 BB: 0 P: 4	1B: 7 2B: 2 3B: 0 HR: 2	SF: 0 SAC: 1 DP: 1 HBP: 0	WP: 0 PB: 0 SB: 0 CS: 0	PA: 38
PITCHER Phil Ortega, R (1.1) ERA: 4.84	IP: 1.0 WLS: L BF: 8 H: 3 R: 4 ER: 4 SO: 1 BB: 2 IBB: 0 HBP: 0 BLK: 0 WP: 0 HR: 0 S: 4 P: 16 ERA: 5.000															PITCHER				
Howie Koglit, R (2.1) ERA: 4.3	IP: 5.0 WLS: 3 BF: 19 H: 3 R: 3 ER: 3 SO: 2 BB: 2 IBB: 0 HBP: 0 BLK: 0 WP: 0 HR: 1 S: 21 P: 29 ERA: 5.40															PITCHER				
Marshall Bridges, L (7.1) ERA: 2.95	IP: 0.1 WLS: 4 BF: 3 H: 3 R: 3 ER: 3 SO: 0 BB: 0 IBB: 0 HBP: 0 BLK: 0 WP: 0 HR: 0 S: 4 P: 4 ERA: 81.00															PITCHER				
Bennie Daniels, R (7.1) ERA: 4.8	IP: 1.2 WLS: 7 BF: 2 H: 1 R: 1 ER: 1 SO: 0 BB: 0 IBB: 0 HBP: 0 BLK: 0 WP: 0 HR: 1 S: 7 P: 7 ERA: 5.40															PITCHER				

Batter	1	2	3	4	5	6	7	8	9	AB	R	H	RBI	BB	SO	LOB	TOP								
Don Blasingame, L (1,4) OBP: 0.275, SLG: 0.293	F8		4-3			F9		F9	F9	5	1	1	0	0	0	2	Washington Senators @ Cleveland Indians Cleveland Municipal Stadium, Cleveland, OH Mon Sep 06 1965, 3:38 AM EDT Att: 11,734 - Unknown livebaseballscorecards.com								
Ken McMullen, R (1,5) OBP: 0.327, SLG: 0.416	F7			1-3		F5		BB	BB	4	1	1	2	0	0	2									
Willie Kirkland, L (1,9) OBP: 0.276, SLG: 0.412	BB			F9		3-1		F7		3	0	0	0	1	0	3									
Frank Howard, R (1,7) OBP: 0.356, SLG: 0.489	F6			F8			BB	BB	BB	2	0	0	0	2	0	1									
Pete Richter, L (8, PR) OBP: 0.174, SLG: 0.170										0	0	0	0	0	0	0									
Ron Kline, R (8,1)										0	0	0	0	0	0	0									
Dick Nen, L (1,3) OBP: 0.325, SLG: 0.385		1-3			F6					3	0	1	1	1	0	0									
Don Lock, R (1,8) OBP: 0.317, SLG: 0.373							BB			3	0	0	0	0	2	2									
Jim King, L (8, PH) OBP: 0.331, SLG: 0.407	K			6-3			K	F9		1	0	0	0	0	0	2									
Doug Camilli, R (1,2) OBP: 0.287										2	0	0	0	0	0	0									
Mike Brumley, L (7, PH) OBP: 0.276, SLG: 0.270				6-3		F8		F9		2	0	0	0	0	1	4									
Ed Brinkman, R (1,6) OBP: 0.249, SLG: 0.253										3	0	1	0	0	0	2									
Ken Hamlin, R (9, PH) OBP: 0.334, SLG: 0.364				6-3		F9	BB	F6	F6	1	0	0	0	0	0	0									
Frank Kreutzer, R (11,1) OBP: 0.116, SLG: 0.250										1	0	0	0	0	1	0									
Joe Cunningham, L (5, PH) OBP: 0.317, SLG: 0.328										0	0	0	0	1	0	0									
Phil Ortega, L (5,1) OBP: 0.326, SLG: 0.250										0	0	0	0	0	0	0									
Bob Stanton, L (8, PH) OBP: 0.326, SLG: 0.350										1	0	1	0	0	0	0									
Chuck Cottler, R (8, PH) OBP: 0.300, SLG: 0.477										0	1	0	0	0	0	0									
Woodie Held, R (8,9)										1	0	0	0	0	1	0									
Inning Stats	R: 0 E: 0 K: 0 S: 3	H: 0 LOB: 1 BB: 1 P: 7	R: 0 E: 0 K: 1 S: 5	H: 0 LOB: 0 BB: 0 P: 5	R: 0 E: 0 K: 1 S: 5	H: 0 LOB: 0 BB: 0 P: 5	R: 0 E: 0 K: 0 S: 3	H: 0 LOB: 0 BB: 0 P: 3	R: 0 E: 0 K: 0 S: 3	H: 0 LOB: 0 BB: 0 P: 3	R: 0 E: 0 K: 2 S: 4	H: 1 LOB: 2 BB: 1 P: 8	R: 0 E: 0 K: 2 S: 7	H: 0 LOB: 2 BB: 2 P: 15	R: 3 E: 0 K: 0 S: 7	H: 4 LOB: 2 BB: 1 P: 11	R: 0 E: 0 K: 1 S: 5	H: 0 LOB: 0 BB: 0 P: 5	1B: 4 2B: 1 3B: 0 HR: 0	SF: 0 SAC: 0 DP: 0 HBP: 0	WP: 0 PB: 0 SB: 0 CS: 0	PA: 37			
PITCHER	IP	WLS	BF	H	R	ER	SO	BB	IBB	HBP	BLK	WP	HR	S	P	ERA	WHIP								
Luis Tiant, R (1,1) ERA: 3.39	7.0	W	29	4	3	3	4	4	0	0	0	0	0	33	49	3.86	1.143								
Gary Bell, R (8,1) ERA: 3.39	0.1		3	1	0	0	0	1	0	0	0	0	0	2	6	0.00	6.000								
Steve Hargan, R (8,1) ERA: 4.66	1.2	S	5	0	0	0	1	0	0	0	0	0	0	7	7	0.00	0.000								

Batter	1	2	3	4	5	6	7	8	9	AB	R	H	RBI	BB	SO	LOB	BOTTOM								
Larry Brown, R (1,6) OBP: 0.342, SLG: 0.400	5-3				F9	FC6-5		L1-3		5	0	1	1	0	0	2	Washington Senators @ Cleveland Indians Cleveland Municipal Stadium, Cleveland, OH Mon Sep 06 1965, 3:38 AM EDT Att: 11,734 - Unknown livebaseballscorecards.com								
Max Alvis, R (1,5) OBP: 0.321, SLG: 0.414	4-3				F8	3-1				4	0	0	0	0	0	3									
Chuck Hinton, R (1,8) OBP: 0.342, SLG: 0.453	BB				F3	1B		4-3		3	1	1	0	1	0	0									
Rocky Colavito, R (1,9) OBP: 0.384, SLG: 0.491	F8					1B		F2		3	0	1	0	1	0	1									
Leon Wagner, L (1,7) OBP: 0.366, SLG: 0.499										4	1	3	1	0	0	1									
Vic Davallilo, L (7, PR) OBP: 0.337, SLG: 0.366		SH1-3			F8			S		0	0	0	0	0	0	0									
Chico Salmon, R (1,3) OBP: 0.276, SLG: 0.384		SH1-3			F5			F7		3	0	0	0	0	0	4									
Pedro Gonzalez, R (1,4) OBP: 0.301, SLG: 0.360		E2			5-3			E5		4	1	1	0	0	0	0									
Phil Roof, R (1,2) OBP: 0.263, SLG: 0.196		FC1-5			K			FC6-5		3	1	2	1	1	1	0									
Luis Tiant, R (1,1) OBP: 0.136, SLG: 0.143		FC1-5			K					3	0	0	0	0	2	3									
Gary Bell, R (8,1) OBP: 0.063, SLG: 0.250										0	0	0	0	0	0	0									
Steve Hargan, R (8,1) ERA: 2.23										1	0	0	0	0	0	1									
Inning Stats	R: 0 E: 0 K: 0 S: 3	H: 0 LOB: 1 BB: 1 P: 7	R: 2 E: 1 K: 0 S: 6	H: 2 LOB: 2 BB: 1 P: 10	R: 0 E: 0 K: 0 S: 3	H: 0 LOB: 1 BB: 1 P: 7	R: 0 E: 0 K: 2 S: 7	H: 0 LOB: 0 BB: 0 P: 7	R: 1 E: 0 K: 0 S: 6	H: 3 LOB: 2 BB: 0 P: 6	R: 1 E: 0 K: 1 S: 7	H: 2 LOB: 1 BB: 0 P: 7	R: 0 E: 0 K: 0 S: 4	H: 1 LOB: 2 BB: 0 P: 4	R: 0 E: 1 K: 0 S: 4	H: 1 LOB: 1 BB: 0 P: 4	R: 0 E: 0 K: 0 S: 4	H: 0 LOB: 0 BB: 0 P: 4	1B: 5 2B: 4 3B: 0 HR: 0	SF: 0 SAC: 1 DP: 0 HBP: 0	WP: 0 PB: 0 SB: 1 CS: 0	PA: 37			
PITCHER	IP	WLS	BF	H	R	ER	SO	BB	IBB	HBP	BLK	WP	HR	S	P	ERA	WHIP								
Frank Kreutzer, L (1,1) ERA: 4.19	5.0	L	24	5	3	1	2	3	0	0	0	0	0	25	37	1.80	1.600								
Phil Ortega, R (6,1) ERA: 4.53	2.0		9	3	1	1	1	0	0	0	1	0	0	11	11	4.50	1.500								
Ron Kline, R (8,1) ERA: 2.23	1.0		4	1	0	0	0	0	0	0	0	0	0	4	4	0.00	1.000								



Batter	1	2	3	4	5	6	7	8	9	AB	R	H	RBI	BB	SO	LOB	TOP					
Don Blasingame, L (1,4) OBP: 0.278, SLG: 0.295	G1	F8		FC6-4 BB		G4-6-3 1B		1B		4	0	2	0	1	0	3	Washington Senators @ New York Yankees Yankee Stadium, Bronx, NY Wed Sep 08 1965, 7:05 PM EDT Att. 7,156 - Overcast - 78 F					
Ken Hamlin, R (1,6) OBP: 0.332, SLG: 0.362	1B		F9	FC6-4		G4-6-3 1B		L7		5	0	1	0	0	0	6						
Willie Kirkland, L (1,9) Woodie Held, R (6,PH) Ron Kline, R (8,1)	F7		K					K		4	1	2	2	0	1	1						
Frank Howard, R (1,7) OBP: 0.354, SLG: 0.486	F9		2B	1B		HR		K		1	0	0	0	0	1	2						
Dick Nen, L (1,3) OBP: 0.322, SLG: 0.386		E3 1B		2B		F8		K		5	1	1	0	0	1	0						
Ken McMullen, R (1,5) OBP: 0.330, SLG: 0.425		1B	6-3					K		5	1	3	1	0	1	1						
Mike Brumley, L (1,2) Don Zimmer, R (9,PH)		1B			4-3	F8		5-3		3	0	0	0	1	0	1						
Don Lock, R (1,8) OBP: 0.319, SLG: 0.385		K						6-3		4	1	2	1	0	1	3						
Jim Duckworth, R (1,1) Joe Cunningham, L (6,PH) Mike McCormick, L (6,1) Jim King, L (8,PH)		K			F4			1B		2	0	0	0	0	1	4						
Inning Stats	R: 0 E: 0 K: 0 S: 4	H: 1 LOB: 1 BB: 0 P: 4	R: 0 E: 1 K: 2 S: 9	H: 1 LOB: 3 BB: 1 P: 13	R: 1 E: 0 K: 1 S: 7	H: 2 LOB: 1 BB: 0 P: 7	R: 0 E: 0 K: 0 S: 4	H: 1 LOB: 2 BB: 1 P: 8	R: 1 E: 0 K: 1 S: 7	H: 2 LOB: 1 BB: 0 P: 7	R: 2 E: 0 K: 0 S: 5	H: 3 LOB: 1 BB: 1 P: 9	R: 0 E: 0 K: 2 S: 7	H: 0 LOB: 0 BB: 0 P: 7	R: 0 E: 0 K: 1 S: 6	H: 1 LOB: 2 BB: 1 P: 10		R: 1 E: 0 K: 0 S: 6	H: 1 LOB: 0 BB: 0 P: 6	1B: 7 2B: 2 3B: 0 HR: 3	SF: 0 SAC: 0 DP: 1 HBP: 0	WP: 0 PB: 0 CS: 0
PITCHER	IP	WLS	BF	H	R	ER	SO	BB	IBB	HBP	BLK	WP	HR	S	P	ERA	WHIP					
Jim Bouton, R (1,1) ERA: 5.09	5.0		27	8	4	4	4	3	0	0	0	0	2	32	44	7.20	2.200					
Pete Mikkelsen, R (6,1) ERA: 3.3	2.2		11	3	0	0	2	1	0	0	0	0	0	14	18	0.00	1.500					
Steve Hamilton, L (8,1) ERA: 1.44	1.1	W	5	1	1	1	2	0	0	0	0	0	1	9	9	6.75	0.750					

Batter	1	2	3	4	5	6	7	8	9	AB	R	H	RBI	BB	SO	LOB	BOTTOM					
Bobby Richardson, R (1,4) OBP: 0.296, SLG: 0.337	5-3		F7		IHR 1B		4-3		SH3-4	4	1	1	0	0	0	0	Washington Senators @ New York Yankees Yankee Stadium, Bronx, NY Wed Sep 08 1965, 7:05 PM EDT Att. 7,156 - Overcast - 78 F					
Bobby Murcer, L (1,6)	K		4-3		F3		BB		F7	4	0	0	0	1	1	2						
Tom Tresh, S (1,7) OBP: 0.346, SLG: 0.479	1B				K		L7		1B IBB	4	0	2	0	1	1	2						
Elston Howard, R (1,2) OBP: 0.275, SLG: 0.357	F9		F4		IHR BB		F7		1B	4	1	1	1	1	0	3						
Joe Pepitone, L (1,3) Ray Barker, L (3,3)		K			F5		IHR		SH3 2B	1	0	0	0	0	1	0						
Clete Boyer, R (1,5) OBP: 0.313, SLG: 0.430		WP HR 2B			5-3		6-3		SH3	3	1	1	0	0	0	0						
Roger Repoz, L (1,8) OBP: 0.295, SLG: 0.472			F6		PB BB		4-3		F9	3	0	0	0	1	0	2						
Archie Moore, L (1,9) Art Lopez, L (7,9)							4-3		F7	2	1	1	2	1	0	0						
Jim Bouton, R (1,1) Pete Mikkelsen, R (6,1) Steve Hamilton, L (8,1) Roy White, S (9,PH)		HR					4-3			1	0	0	0	0	0	1						
Inning Stats	R: 0 E: 0 K: 1 S: 6	H: 1 LOB: 1 BB: 0 P: 6	R: 2 E: 0 K: 2 S: 9	H: 2 LOB: 0 BB: 0 P: 9	R: 0 E: 0 K: 0 S: 4	H: 1 LOB: 1 BB: 0 P: 4	R: 0 E: 0 K: 1 S: 5	H: 0 LOB: 2 BB: 2 P: 13	R: 3 E: 0 K: 1 S: 7	H: 2 LOB: 0 BB: 1 P: 11	R: 0 E: 0 K: 1 S: 5	H: 0 LOB: 0 BB: 0 P: 5	R: 0 E: 0 K: 0 S: 3	H: 0 LOB: 1 BB: 1 P: 7	R: 0 E: 0 K: 0 S: 4	H: 1 LOB: 1 BB: 0 P: 4		R: 1 E: 0 K: 0 S: 4	H: 2 LOB: 2 BB: 1 P: 8	1B: 5 2B: 2 3B: 0 HR: 2	SF: 0 SAC: 2 DP: 0 HBP: 0	WP: 1 PB: 1 CS: 0
PITCHER	IP	WLS	BF	H	R	ER	SO	BB	IBB	HBP	BLK	WP	HR	S	P	ERA	WHIP					
Jim Duckworth, R (1,1) ERA: 4.63	5.0		24	6	5	5	5	2	1	0	0	0	1	31	43	9.00	1.600					
Mike McCormick, L (6,1) ERA: 3.34	2.0		7	0	0	0	1	1	0	0	0	0	0	8	12	0.00	0.500					
Ron Kline, R (8,1) ERA: 2.29	1.2	L	9	3	1	1	0	0	1	0	0	0	0	8	12	5.40	1.800					

Batter	1	2	3	4	5	6	7	8	9	AB	R	H	RBI	BB	SO	LOB	TOP																	
Charlie Dees, L (1,3) OBP: 0.273, SLG: 0.273	F8		CS		K			FC6-4 1B		4	0	2	1	0	1	0	Los Angeles Angels @ Washington Senators D.C. Stadium, Washington, DC Sat Sep 11 1965, 3:33 AM EDT Att: 1,472 - Unknown																	
Bobby Knoop, R (1,4) OBP: 0.320, SLG: 0.396	F3		SF9		6-3			FC6-4 2B		3	1	0	1	0	0	2																		
Jim Fregosi, R (1,6) OBP: 0.327, SLG: 0.404	F8		CS		FC4-6 1B		1-3	G3 2B		4	1	2	2	0	0	0																		
Willie Smith, L (1,7) OBP: 0.306, SLG: 0.422		5-3		FC4-6 1B		K		G3		4	1	0	1	0	1	1																		
Ed Kirkpatrick, L (1,9) OBP: 0.412, SLG: 0.625		3-1		1B		4-3				4	0	2	0	0	0	0																		
Rick Reichardt, R (1,8) OBP: 0.333, SLG: 0.333 Jim Coates, R (8,1)	F8			1B				4-3		4	0	2	1	0	0	1																		
Buck Rodgers, S (1,2) OBP: 0.262, SLG: 0.260			1B	K		FC4-6 1B				4	1	1	0	0	2	3																		
Paul Schaal, R (1,5) OBP: 0.305, SLG: 0.312 Albie Pearson, L (7, PH) OBP: 0.367, SLG: 0.369 Joe Koppe, R (7,5) OBP: 0.278, SLG: 0.333			1B	F8		G4-6-3		K		2	1	1	0	0	0	2																		
George Brunet, R (1,1) OBP: 0.093, SLG: 0.059 Bob Lee, R (6,1) OBP: 0.143, SLG: 0.250 Aubrey Gatewood, R (6,1) OBP: 0.385, SLG: 0.364 Al Spangler, L (8, PH) OBP: 0.310, SLG: 0.272			1B	F5		F4		FC6-4 1B	F8	2	0	0	0	0	0	2																		
Inning Stats	R: 0 E: 0 K: 0 S: 3	H: 0 LOB: 0 BB: 0 P: 3	R: 0 E: 0 K: 0 S: 3	H: 0 LOB: 0 BB: 0 P: 3	R: 2 E: 0 K: 0 S: 5	H: 3 LOB: 0 BB: 0 P: 5	R: 1 E: 0 K: 1 S: 8	H: 3 LOB: 2 BB: 0 P: 8	R: 0 E: 0 K: 1 S: 5	H: 0 LOB: 0 BB: 0 P: 5	R: 0 E: 0 K: 0 S: 3	H: 1 LOB: 0 BB: 0 P: 3	R: 3 E: 0 K: 0 S: 7	H: 4 LOB: 1 BB: 0 P: 7	R: 0 E: 0 K: 2 S: 7	H: 0 LOB: 0 BB: 0 P: 7		1B: 9 2B: 2 3B: 0 HR: 0	SF: 1 SAC: 0 DP: 1 HBP: 0	WP: 0 PB: 0 SB: 0 CS: 1	PA: 37													
PITCHER	IP WLS BF H R ER SO BB IBB HBP BLK WP HR S P ERA WHIP																																	
Buster Narum, R (1,1) ERA: 4.46	3.1	15	6	3	3	0	0	0	0	0	0	0	0	0	15	15	8.10	1.800																
Mike McCormick, L (4,1) ERA: 3.29	2.2	8	0	0	0	3	0	0	0	0	0	0	0	0	14	14	0.00	0.000																
Jim Hannan, R (7,1) ERA: 12.71	1.1	L 7	4	3	3	0	0	0	0	0	0	0	0	7	7	20.25	3.000																	
Ron Kline, R (8,1) ERA: 2.25	1.2	6	1	0	0	2	0	0	0	0	0	0	0	10	10	0.00	0.600																	

Batter	1	2	3	4	5	6	7	8	9	AB	R	H	RBI	BB	SO	LOB	BOTTOM																		
Ken Hamlin, R (1,4) OBP: 0.335, SLG: 0.371	K		2B					K		5	1	3	0	0	2	1	Los Angeles Angels @ Washington Senators D.C. Stadium, Washington, DC Sat Sep 11 1965, 3:33 AM EDT Att: 1,472 - Unknown																		
Ken McMullen, R (1,5) OBP: 0.328, SLG: 0.421	E		F3		K		F7		6-3	5	1	1	0	0	1	3																			
Frank Howard, R (1,7) OBP: 0.359, SLG: 0.497 Willie Kirkland, L (8,9) OBP: 0.277, SLG: 0.421	E6				F5		K		F6	4	0	2	2	0	1	1																			
Woodie Held, R (1,9) OBP: 0.343, SLG: 0.463	7-2		F8		6-3		F9		K	5	0	0	0	0	1	3																			
Don Lock, R (1,8) OBP: 0.326, SLG: 0.392						WP	4-3			2	1	2	0	2	0	0																			
Dick Nen, L (1,3) OBP: 0.324, SLG: 0.382 Ron Kline, R (8,1)	F5		F9		4-3		G3			4	0	0	0	0	0	5																			
Doug Camilli, R (1,2) OBP: 0.257, SLG: 0.280 Bob Chance, L (8, PH) OBP: 0.299, SLG: 0.348 Don Zimmer, R (9,2) OBP: 0.288, SLG: 0.256		6-3			1-3		F2		K	3	0	0	0	0	0	2																			
Ed Brinkman, R (1,6) OBP: 0.252, SLG: 0.252 Fred Valentine, S (8, PH) (9,7)					F7		WP		F5	1	1	0	0	2	0	0																			
Buster Narum, R (1,1) OBP: 0.304, SLG: 0.389 Mike McCormick, L (4,1) OBP: 0.320, SLG: 0.377 Brant Aylmer, R (6, PH) OBP: 0.327, SLG: 0.422 Jim King, L (7,1) OBP: 0.310, SLG: 0.272 Joe Cunningham, L (8,3) OBP: 0.310, SLG: 0.272					5-3		HR			1	0	0	0	0	1	2																			
Inning Stats	R: 1 E: 1 K: 1 S: 6	H: 2 LOB: 0 BB: 0 P: 6	R: 0 E: 0 K: 1 S: 6	H: 1 LOB: 2 BB: 1 P: 10	R: 1 E: 0 K: 0 S: 5	H: 2 LOB: 2 BB: 1 P: 9	R: 0 E: 0 K: 0 S: 3	H: 0 LOB: 0 BB: 0 P: 3	R: 0 E: 0 K: 1 S: 6	H: 1 LOB: 1 BB: 0 P: 6	R: 3 E: 0 K: 0 S: 6	H: 3 LOB: 1 BB: 1 P: 10	R: 0 E: 0 K: 1 S: 5	H: 0 LOB: 1 BB: 1 P: 9	R: 0 E: 0 K: 2 S: 8	H: 1 LOB: 0 BB: 0 P: 8		R: 0 E: 0 K: 1 S: 5	H: 0 LOB: 0 BB: 0 P: 5	1B: 3 2B: 7 3B: 0 HR: 1	SF: 0 SAC: 0 DP: 1 HBP: 0	WP: 1 PB: 0 SB: 0 CS: 0	PA: 40												
PITCHER	IP WLS BF H R ER SO BB IBB HBP BLK WP HR S P ERA WHIP																																		
George Brunet, L (1,1) ERA: 2.62	5.2	26	7	4	4	3	1	2	0	0	0	0	0	1	1	2	2	6.35	1.412																
Bob Lee, R (6,1) ERA: 1.83	0.0	2	2	1	1	0	0	0	0	0	0	0	0	0	0	0	0	0	0																
Aubrey Gatewood, R (6,1) ERA: 3.55	1.1	W 5	0	0	0	1	1	0	0	0	0	0	0	6	10	0.00	0.750																		
Jim Coates, R (8,1) ERA: 1.83	2.0	S 7	1	0	0	3	0	0	0	0	0	0	0	13	13	0.00	0.500																		

Batter	1	2	3	4	5	6	7	8	9	AB	R	H	RBI	BB	SO	LOB	TOP					
Jose Cardenal, R OBP: 0.286, SLG: 0.365 (1, 8)	F5		F3		F7			1B SF9 1B		4	1	1	0	0	0	2	Los Angeles Angels @ Washington Senators D.C. Stadium, Washington, DC Sun Sep 12 1965, 3:33 AM EDT Att: 840 - Unknown livebaseballscorecards.com					
Bobby Knoop, R OBP: 0.324, SLG: 0.398 (1, 4)	1B BB		5-3			5-3 1B		1B FC6-4		3	0	2	0	1	0	0						
Jim Fregosi, R OBP: 0.328, SLG: 0.406 (1, 6)	1-2 1B			CS 1B		F8		SF9		3	0	2	1	0	0	1						
Joe Adcock, R OBP: 0.307, SLG: 0.418 Jack Sanford, R OBP: 0.198, SLG: 0.133 (8, 1)	K		F7	1-2	F7	5-3		FC6-4		4	0	0	0	0	1	5						
Rick Reichardt, R OBP: 0.267, SLG: 0.267 Rudy May, L OBP: 0.314, SLG: 0.300 Vic Power, R OBP: 0.281, SLG: 0.323 (1, 7)	F4				F8					3	0	0	0	0	0	3						
Ed Kirkpatrick, L OBP: 0.333, SLG: 0.500 (1, 9)		G3			K			F9		4	0	0	0	0	1	0						
Buck Rodgers, S OBP: 0.282, SLG: 0.260 (1, 2)	F4				1B 1B			K		4	0	1	0	0	1	0						
Paul Schaal, R OBP: 0.303, SLG: 0.309 (1, 5)	K				F9			5-3		3	0	0	0	0	1	1						
Dean Chance, R OBP: 0.149, SLG: 0.101 Jim Piersall, R OBP: 0.306, SLG: 0.410 (6, 7)			K					F9		2	0	1	0	0	1	0						
					1-2 1B					1	0	0	0	0	0	0						
Inning Stats	R: 0 E: 0 K: 1 S: 6	H: 1 LOB: 2 BB: 1 P: 10	R: 0 E: 0 K: 1 S: 5	H: 0 LOB: 0 BB: 0 P: 5	R: 0 E: 0 K: 1 S: 5	H: 0 LOB: 0 BB: 0 P: 5	R: 0 E: 0 K: 0 S: 3	H: 1 LOB: 1 BB: 0 P: 3	R: 0 E: 0 K: 1 S: 7	H: 2 LOB: 2 BB: 0 P: 7	R: 0 E: 0 K: 0 S: 4	H: 1 LOB: 1 BB: 0 P: 4	R: 0 E: 0 K: 1 S: 5	H: 0 LOB: 0 BB: 0 P: 5	R: 1 E: 0 K: 0 S: 5	H: 2 LOB: 1 BB: 0 P: 5	R: 0 E: 0 K: 0 S: 3	H: 0 LOB: 0 BB: 0 P: 3	1B: 7 2B: 0 3B: 0 HR: 0	SF: 1 SAC: 0 DP: 0 HBP: 0	WP: 0 PB: 0 SB: 0 CS: 1	PA: 34
PITCHER Frank Kreuzter, L ERA: 3.82 (1, 1)	IP: 9.0 WLS: W BF: 34 H: 7 R: 1 ER: 1 SO: 5 BB: 1 IBB: 0 HBP: 0 BLK: 0 WP: 0 HR: 0 S: 43 P: 47 ERA: 1.00 WHIP: 0.889																					

Batter	1	2	3	4	5	6	7	8	9	AB	R	H	RBI	BB	SO	LOB	BOTTOM			
Fred Valentine, S OBP: 0.500, SLG: 0.400 (1, 8)	F5		4-3 S 1B BB			HR 1B		F6		4	2	2	0	1	0	0	Los Angeles Angels @ Washington Senators D.C. Stadium, Washington, DC Sun Sep 12 1965, 3:33 AM EDT Att: 840 - Unknown livebaseballscorecards.com			
Don Blasingame, L OBP: 0.277, SLG: 0.293 Brant Aleya, R OBP: 1.000, SLG: 4.000 Don Lock, R OBP: 0.326, SLG: 0.391 (1, 4)	F9		F2	G3		2-3 1B		K		3	0	0	0	0	0	2				
Willie Kirkland, L OBP: 0.273, SLG: 0.414 (1, 9)	F6		4-3		4-3	F9		4-3		5	0	0	0	0	0	1				
Frank Howard, R OBP: 0.362, SLG: 0.498 Ed Brinkman, R OBP: 0.252, SLG: 0.252 (7, 6)		SH1-4 BB 1B	BB 1B		G3 1B BB	K				3	1	2	1	1	1	0				
Dick Nen, L OBP: 0.332, SLG: 0.383 (1, 3)		SH1-4 BB 1B	3-H 1B		G3			CS BB 1B		2	0	1	0	2	0	1				
Ken McMullen, R OBP: 0.330, SLG: 0.421 (1, 5)	SH1-4		F7		1B	1B		CS 1B BB		2	1	1	1	1	0	2				
Ken Hamlin, R OBP: 0.337, SLG: 0.375 (7, 4)	K				1B	2B		K		4	1	2	0	0	2	4				
Jim French, L OBP: 1.000, SLG: 1.000 (1, 2)					2H 1B			1B S HR BB		2	1	2	2	2	0	0				
Frank Kreuzter, R OBP: 0.095, SLG: 0.200 (1, 1)	K				K			K		4	0	0	0	0	4	5				
					1-2					1	0	0	0	0	0	0				
Inning Stats	R: 0 E: 0 K: 0 S: 3	H: 0 LOB: 0 BB: 0 P: 3	R: 0 E: 0 K: 2 S: 8	H: 1 LOB: 2 BB: 2 P: 16	R: 1 E: 0 K: 0 S: 4	H: 1 LOB: 2 BB: 2 P: 12	R: 1 E: 0 K: 1 S: 7	H: 3 LOB: 1 BB: 0 P: 7	R: 1 E: 0 K: 0 S: 4	H: 2 LOB: 2 BB: 1 P: 8	R: 3 E: 0 K: 2 S: 9	H: 2 LOB: 1 BB: 1 P: 13	R: 1 E: 0 K: 2 S: 8	H: 2 LOB: 1 BB: 1 P: 12	R: 0 E: 0 K: 1 S: 5	H: 0 LOB: 0 BB: 0 P: 5	1B: 9 2B: 1 3B: 0 HR: 1	SF: 0 SAC: 1 DP: 0 HBP: 0	WP: 0 PB: 0 SB: 2 CS: 2	PA: 39
PITCHER Dean Chance, R ERA: 3.32 Rudy May, L ERA: 3.92 Jack Sanford, R ERA: 3.94 (1, 1)	IP: 5.0 WLS: L BF: 25 H: 7 R: 3 ER: 3 SO: 3 BB: 4 IBB: 1 HBP: 0 BLK: 0 WP: 0 HR: 0 S: 26 P: 46 ERA: 5.40 WHIP: 2.200																			

Batter	1	2	3	4	5	6	7	8	9	AB	R	H	RBI	BB	SO	LOB	TOP					
Bobby Richardson, R OBP: 0.293, SLG: 0.331 (1,4)	F3		F9		F9				F7	4	1	0	0	1	0	0	New York Yankees @ Washington Senators D.C. Stadium, Washington, DC Tue Sep 14 1965, 7:05 PM EDT Att: 7,240 - Unknown livebaseballscorecards.com					
Bobby Murcer, L OBP: 0.333, SLG: 0.571 (1,6)	BB		4-3		1-3					3	1	1	2	1	0	0						
Roy White, S OBP: 0.400, SLG: 0.429 (1,9)	BB									3	0	1	0	1	1	0						
Ray Barker, L OBP: 0.311, SLG: 0.372 (9,3)	FC5		4-3							0	0	0	0	0	0	0						
Tom Tresh, S OBP: 0.349, SLG: 0.486 (1,7)	FC6-7-5									3	1	0	0	1	0	2						
Clete Boyer, R OBP: 0.308, SLG: 0.421 (1,5)	FC5									4	0	1	0	0	1	2						
Joe Pepitone, L OBP: 0.309, SLG: 0.402 (1,3)										3	0	1	0	1	1	2						
Roger Repoz, L OBP: 0.293, SLG: 0.457 (1,8)										3	0	0	0	1	0	2						
Jake Gibbs, L OBP: 0.283, SLG: 0.364 (1,2)										3	0	0	0	1	2	2						
Rich Beck, S (1,1)										3	0	0	0	0	2	1						
Steve Hamilton, L OBP: 0.286, SLG: 0.167 (8,1)										1	0	0	0	0	0	0						
Pedro Ramos, S OBP: 0.091, SLG: 0.091 (9,1)										0	0	0	0	0	0	0						
Inning Stats	R: 0 E: 0 K: 0 S: 3	H: 0 LOB: 2 BB: 2 P: 11	R: 0 E: 0 K: 2 S: 7	H: 0 LOB: 1 BB: 1 P: 11	R: 0 E: 0 K: 1 S: 3	H: 0 LOB: 0 BB: 0 P: 3	R: 0 E: 0 K: 1 S: 5	H: 0 LOB: 2 BB: 2 P: 13	R: 0 E: 0 K: 1 S: 5	H: 0 LOB: 0 BB: 0 P: 5	R: 1 E: 0 K: 1 S: 6	H: 1 LOB: 0 BB: 1 P: 10	R: 2 E: 0 K: 1 S: 6	H: 2 LOB: 0 BB: 1 P: 10	R: 0 E: 0 K: 0 S: 4	H: 1 LOB: 1 BB: 0 P: 4	R: 0 E: 0 K: 1 S: 5	H: 0 LOB: 0 BB: 0 P: 5	1B: 3 2B: 0 3B: 0 HR: 1	SF: 0 SAC: 0 DP: 0 HBP: 0	WP: 0 PB: 1 SB: 1 CS: 1	PA: 38
PITCHER	IP	WLS	BF	H	R	ER	SO	BB	IBB	HBP	BLK	WP	HR	S	P	ERA	WHIP					
Jim Duckworth, R ERA: 4.19 (1,1)	8.0	L	34	4	3	2	6	7	0	0	0	0	1	39	67	2.25	1.375					
Mike McCormick, L ERA: 3.25 (9,1)	1.0	S	3	0	0	0	1	0	0	0	0	0	0	5	5	0.00	0.000					

Batter	1	2	3	4	5	6	7	8	9	AB	R	H	RBI	BB	SO	LOB	BOTTOM					
Fred Valentine, S OBP: 0.300, SLG: 0.222 (1,8)	1-3		4-3							4	0	0	0	0	2	3	New York Yankees @ Washington Senators D.C. Stadium, Washington, DC Tue Sep 14 1965, 7:05 PM EDT Att: 7,240 - Unknown livebaseballscorecards.com					
Don Blasingame, L OBP: 0.275, SLG: 0.291 (1,4)	F6									3	0	0	0	0	1	0						
Brant Aylea, R OBP: 0.500, SLG: 2.000 (8, PH)										1	0	0	0	0	0	2						
Ed Brinkman, R OBP: 0.252, SLG: 0.252 (9,6)										0	0	0	0	0	0	0						
Willie Kirkland, L OBP: 0.273, SLG: 0.413 (1,9)										3	0	1	0	0	1	0						
Woodie Held, R OBP: 0.345, SLG: 0.463 (9, PH)										0	0	0	0	1	0	0						
Frank Howard, R OBP: 0.359, SLG: 0.494 (1,7)	4-3									4	0	0	0	0	3	2						
Dick Nen, L OBP: 0.326, SLG: 0.376 (1,3)										4	0	0	0	0	0	1						
Ken McMullen, R OBP: 0.328, SLG: 0.419 (1,5)										3	0	0	0	0	0	0						
Ken Hamlin, R OBP: 0.339, SLG: 0.381 (1,6)										3	1	2	0	0	1	0						
Jim French, L OBP: 0.857, SLG: 0.800 (1,2)										3	0	2	1	0	1	1						
Jim Duckworth, R (1,1)										2	0	0	0	0	1	1						
Bob Chance, L OBP: 0.302, SLG: 0.351 (8, PH)										1	0	1	0	0	0	0						
Chuck Cottier, R (8, PR)										0	0	0	0	0	0	0						
Mike McCormick, L OBP: 0.200, SLG: 0.077 (9,1)										0	0	0	0	0	0	0						
Inning Stats	R: 0 E: 0 K: 0 S: 4	H: 1 LOB: 1 BB: 0 P: 4	R: 0 E: 0 K: 1 S: 6	H: 1 LOB: 0 BB: 0 P: 6	R: 0 E: 0 K: 2 S: 7	H: 0 LOB: 0 BB: 0 P: 7	R: 0 E: 0 K: 1 S: 5	H: 0 LOB: 0 BB: 0 P: 5	R: 1 E: 0 K: 1 S: 6	H: 2 LOB: 1 BB: 0 P: 7	R: 0 E: 0 K: 2 S: 7	H: 0 LOB: 0 BB: 0 P: 7	R: 0 E: 0 K: 1 S: 5	H: 0 LOB: 0 BB: 0 P: 5	R: 0 E: 0 K: 1 S: 6	H: 2 LOB: 2 BB: 0 P: 6	R: 0 E: 0 K: 1 S: 4	H: 0 LOB: 0 BB: 1 P: 8	1B: 5 2B: 1 3B: 0 HR: 0	SF: 0 SAC: 0 DP: 2 HBP: 0	WP: 1 PB: 0 SB: 1 CS: 0	PA: 32
PITCHER	IP	WLS	BF	H	R	ER	SO	BB	IBB	HBP	BLK	WP	HR	S	P	ERA	WHIP					
Rich Beck, R ERA: 1.29 (1,1)	7.0	W	27	6	1	1	8	1	0	0	0	0	0	43	43	1.29	0.857					
Steve Hamilton, L ERA: 1.41 (8,1)	1.0	S	3	0	0	0	1	1	0	0	0	0	0	4	8	0.00	1.000					
Pedro Ramos, R ERA: 3.06 (9,1)	1.0	S	2	0	0	0	1	0	0	0	0	0	0	4	4	0.00	0.000					


Batter	1	2	3	4	5	6	7	8	9	AB	R	H	RBI	BB	SO	LOB	TOP					
Bobby Richardson, R OBP: 0.295, SLG: 0.333 (1,4)	F8		1B BB E	2H 1B			5-3		2H 1B	5	1	3	2	0	0	0	New York Yankees @ Washington Senators D.C. Stadium, Washington, DC Wed Sep 15 1965, 7:05 PM EDT Att: 6,196 - Unknown - 85 F livebaseballscorecards.com					
Bobby Murcer, L OBP: 0.417, SLG: 0.556 (1,6)			1B				3-1		F9	2	1	1	0	1	0	1						
Mickey Mantle, S OBP: 0.380, SLG: 0.458 (7, PH)			1B							1	0	0	0	0	0	0						
Tony Kubek, L OBP: 0.254, SLG: 0.277 (7,6)			1B							1	0	0	0	0	0	1						
Roy White, S OBP: 0.421, SLG: 0.412 (1,9)										3	0	1	0	1	0	0						
Ross Moschitto, R OBP: 0.185, SLG: 0.308 (7,9)			1B				F7			0	0	0	0	0	0	0						
Tom Tresh, S OBP: 0.350, SLG: 0.486 (1,7)	F5		FC4-6						FC1-6 1B	4	0	2	1	0	0	3						
Elston Howard, R OBP: 0.274, SLG: 0.346 (1,2)	4-1		F8						FC1-6 G4-6-3 1-2	4	0	0	0	0	0	4						
Joe Pepitone, L OBP: 0.306, SLG: 0.398 (1,3)		3-1					F7		G4-6-3 1-2	4	0	0	0	0	0	1						
Clete Boyer, R OBP: 0.309, SLG: 0.426 (1,5)		6-3							SH3-4 1B BB	3	2	1	1	1	0	0						
Roger Repoz, L OBP: 0.297, SLG: 0.455 (1,8)	K								F8	3	1	1	0	1	1	1						
Mel Stottlemyre, R OBP: 0.133, SLG: 0.244 (1,1)							F1		SH3-4	2	0	0	0	0	1	1						
Inning Stats	R: 0 E: 0 K: 0 S: 4	H: 1 LOB: 2 BB: 1 P: 8	R: 0 E: 0 K: 1 S: 5	H: 0 LOB: 0 BB: 0 P: 5	R: 2 E: 1 K: 0 S: 5	H: 2 LOB: 1 BB: 1 P: 9	R: 2 E: 0 K: 0 S: 5	H: 2 LOB: 1 BB: 0 P: 9	R: 0 E: 0 K: 1 S: 6	H: 1 LOB: 1 BB: 0 P: 6	R: 0 E: 0 K: 0 S: 3	H: 0 LOB: 0 BB: 0 P: 3	R: 0 E: 0 K: 0 S: 3	H: 1 LOB: 0 BB: 0 P: 3	R: 1 E: 0 K: 0 S: 4	H: 1 LOB: 1 BB: 1 P: 8	1B: 8 2B: 0 3B: 0 HR: 1	SF: 0 SAC: 2 DP: 1 HBP: 0	WP: 0 PB: 0 SB: 0 CS: 0	PA: 38		
PITCHER	IP WLS BF H R ER SO BB IBB HBP BLK WP HR S P ERA WHIP																					
Pete Craig, R ERA: 6.55 (1,1)	7.0 L 30 7 4 3 2 3 0 0 0 0 1 31 43 3.86 1.429																					
Buster Narum, R ERA: 4.44 (8,1)	1.0 3 1 0 0 0 0 0 0 0 0 0 3 3 0.00 1.000																					
Ron Kline, R ERA: 2.32 (9,1)	1.0 5 1 1 1 0 1 0 0 0 0 0 4 8 9.00 2.000																					
Batter	1	2	3	4	5	6	7	8	9	AB	R	H	RBI	BB	SO	LOB	BOTTOM					
Fred Valentine, S OBP: 0.267, SLG: 0.154 (1,8)	L7	F9		FC4-6					L7	4	0	0	0	0	0	5	New York Yankees @ Washington Senators D.C. Stadium, Washington, DC Wed Sep 15 1965, 7:05 PM EDT Att: 6,196 - Unknown - 85 F livebaseballscorecards.com					
Ken Hamlin, R OBP: 0.336, SLG: 0.376 (1,4)	5-3		K				1-3		F8	4	0	0	0	0	1	1						
Willie Kirkland, L OBP: 0.269, SLG: 0.406 (1,7)	4-3						G3		6-3	5	0	0	0	0	0	4						
Dick Nen, L OBP: 0.329, SLG: 0.380 (1,3)		FC4-6 BB		2B			F6		F7	3	0	1	0	1	0	2						
Jim King, L OBP: 0.331, SLG: 0.415 (1,9)		FC4-6 E		F6			4-3		F5	4	1	0	0	0	0	2						
Ken McMullen, R OBP: 0.331, SLG: 0.426 (1,5)		E6 G3		G4-6-3 BB			WP 1B		HR	3	2	2	1	1	0	1						
Jim French, L OBP: 0.545, SLG: 0.444 (1,2)		E6 G3		G4-6-3			K		F9	4	0	0	0	0	1	3						
Ed Brinkman, R OBP: 0.253, SLG: 0.251 (1,6)		G3		1B BB			5-3		4-3	2	0	0	1	1	0	2						
Frank Howard, R OBP: 0.379, SLG: 0.493 (8, PH)										1	0	0	0	0	0	0						
Ron Kline, R (9,1)										0	0	0	0	0	0	0						
Pete Craig, L OBP: 1.000, SLG: 1.000 (1,1)										1	0	1	0	1	0	0						
Joe Cunningham, L OBP: 0.379, SLG: 0.332 (7, PH)										0	0	0	0	1	0	0						
Chuck Cottier, R (7, PR)										0	0	0	0	0	0	0						
Buster Narum, R OBP: 0.064, SLG: 0.089 (8,1)										0	0	0	0	0	0	0						
Don Blasingame, L OBP: 0.277, SLG: 0.292 (9,4)										1	0	1	0	0	0	0						
Inning Stats	R: 0 E: 0 K: 0 S: 3	H: 0 LOB: 2 BB: 2 P: 13	R: 2 E: 2 K: 0 S: 5	H: 0 LOB: 2 BB: 2 P: 13	R: 0 E: 0 K: 1 S: 6	H: 1 LOB: 1 BB: 0 P: 6	R: 0 E: 0 K: 0 S: 3	H: 1 LOB: 2 BB: 2 P: 11	R: 0 E: 0 K: 1 S: 6	H: 1 LOB: 1 BB: 0 P: 6	R: 0 E: 0 K: 0 S: 3	H: 0 LOB: 0 BB: 0 P: 3	R: 0 E: 0 K: 0 S: 3	H: 1 LOB: 2 BB: 1 P: 8	R: 1 E: 0 K: 0 S: 4	H: 1 LOB: 0 BB: 0 P: 4	R: 0 E: 0 K: 0 S: 4	H: 1 LOB: 1 BB: 0 P: 4	1B: 3 2B: 1 3B: 0 HR: 1	SF: 0 SAC: 1 DP: 1 HBP: 1	WP: 1 PB: 0 SB: 0 CS: 0	PA: 39
PITCHER	IP WLS BF H R ER SO BB IBB HBP BLK WP HR S P ERA WHIP																					
Mel Stottlemyre, R ERA: 2.61 (1,1)	9.0 W 39 5 3 1 2 5 0 0 1 0 1 1 37 58 1.00 1.111																					

Batter	1	2	3	4	5	6	7	8	9	10	AB	R	H	RBI	BB	SO	LOB					
Fred Valentine, S OBP: 0.350, SLG: 0.235 (1.8, 8.7, 10.9)	0-0 S 1B		4-0 WP 1B 2-3 BB		0-0 1-3			0-3 K		0-0 1B 1B	4	2	2	0	1	1	0					
Ken Hamlin, R OBP: 0.334, SLG: 0.374 (1.4)	0-0 F8		0-0 2-3		0-0 6-3			0-0 L8		0-0 1B 1B	5	0	1	0	0	0	2					
Willie Kirkland, L OBP: 0.272, SLG: 0.405 (1.9, 10.7)	0-3 K		4-0 1B 1B 2-3 BB		0-3 K			0-0 1B		0-3 K	3	0	1	0	1	2	1					
Woodie Held, R OBP: 0.344, SLG: 0.462 (10.7)	1-2 K		2-3 1B BB		0-0 K			0-3 1B		0-0 1B	1	0	0	0	0	1	2					
Frank Howard, R OBP: 0.492 (1.7)	4-0 BB		0-0 1B		0-0 P6			0-3 K		0-0 1B	3	0	1	1	1	1	1					
Don Lock, R OBP: 0.327, SLG: 0.393 (8.8)	0-0 BB		0-0 1B		0-0 F8			0-3 K		0-0 K	1	0	1	1	0	0	0					
Dick Nen, L OBP: 0.321, SLG: 0.371 (1.3)	0-3 K		0-0 F8		0-0 K			0-3 K		0-3 K	5	0	0	0	0	4	4					
Ken McMullen, R OBP: 0.330, SLG: 0.425 (1.5)		0-3 K		0-3 K				0-0 E 1B		0-0 P5	4	0	1	0	0	2	0					
Jim French, L OBP: 0.467, SLG: 0.385 (1.2)	0-0 F7		0-3 K		0-0 E4			0-0 FC6-4 1B		0-0 FC6-4 1B	4	0	1	0	0	1	1					
Ed Brinkman, R OBP: 0.251, SLG: 0.248 (1.6)	0-0 L5		0-0 6-3		0-0 L8			0-0 FC6-4 1B		0-0 FC6-4 1B	4	0	0	0	0	0	3					
Pete Richert, L OBP: 0.213, SLG: 0.172 (1.1)			0-3 K		0-3 K			0-3 K		0-3 K	3	0	0	0	0	3	2					
Brant Alyea, R OBP: 0.353, SLG: 1.333 (10.7)			0-0 K		0-0 K			0-3 K		0-3 K	1	0	0	0	0	1	0					
Steve Ritzik, R OBP: 0.176, SLG: 0.294 (10.1)			0-0 K		0-0 K			0-3 K		0-3 K	0	0	0	0	0	0	0					
Mike McCormick, L OBP: 0.200, SLG: 0.077 (10.1)			0-0 K		0-0 K			0-3 K		0-3 K	0	0	0	0	0	0	0					
Ron Kline, R (10.1)			0-0 K		0-0 K			0-3 K		0-3 K	0	0	0	0	0	0	0					
Inning Stats	R: 0 E: 0 K: 2 S: 8	H: 1 LOB: 2 BB: 1 P: 12	R: 0 E: 0 K: 1 S: 5	H: 0 LOB: 0 BB: 0 P: 5	R: 1 E: 0 K: 1 S: 5	H: 1 LOB: 2 BB: 2 P: 13	R: 0 E: 0 K: 2 S: 7	H: 0 LOB: 0 BB: 0 P: 7	R: 0 E: 0 K: 1 S: 5	H: 0 LOB: 0 BB: 0 P: 5	R: 0 E: 0 K: 1 S: 5	H: 1 LOB: 2 BB: 0 P: 9	R: 0 E: 0 K: 2 S: 8	H: 1 LOB: 1 BB: 0 P: 8	R: 0 E: 0 K: 1 S: 6	H: 1 LOB: 1 BB: 0 P: 6	R: 1 E: 0 K: 3 S: 12	H: 3 LOB: 2 BB: 0 P: 12	1B: 8 2B: 0 3B: 0 HR: 0	SF: 0 SAC: 0 DP: 0 HBP: 0	WP: 1 PB: 0 SB: 1 CS: 0	PA: 41
PITCHER	IP	WLS	BF	H	R	ER	SO	BB	IBB	HBP	BLK	WP	HR	S	P	ERA	WHIP					
Camilo Pascual, R ERA: 3.38 (1.1)	9.0		35	5	1	1	13	3	0	0	0	0	0	58	70	1.00	0.889					
Jim Merritt, L ERA: 3.39 (10.1)	1.0	L	6	3	1	1	3	0	0	0	0	0	0	12	12	9.00	3.000					

Washington Senators @ Minnesota Twins
Metropolitan Stadium, Bloomington, MI
Fri Sep 17 1965, 8:05 PM EDT
Att: 16,315 - Unknown - 52 F

livebaseballscorecards.com

AB	38
R	2
H	8
RBI	2
BB	3
SO	16
LOB	16





Batter	1	2	3	4	5	6	7	8	9	10	AB	R	H	RBI	BB	SO	LOB					
Zoilo Versalles, R OBP: 0.314, SLG: 0.442 (1.6)	0-0 F7		0-0 1-3		0-3 K			0-0 F8		4-0 SH5-4 BB	4	0	0	0	1	1	1					
Rich Rollins, R OBP: 0.312, SLG: 0.339 (1.5)	0-0 F9		0-0 1B		0-3 K			0-0 6-3		0-0 SH5-4	4	0	1	0	0	1	0					
Jimmie Hall, L OBP: 0.352, SLG: 0.482 (1.9, 9.9)	0-3 K		0-0 F8		0-0 F7			0-0 1B		0-0 F9	3	0	0	0	0	1	1					
Andy Kosco, R OBP: 0.237, SLG: 0.361 (8.7, 9.9)	0-0 K		0-0 F8		0-0 F7			0-0 1B		0-0 F9	1	0	1	0	0	0	0					
Ted Uhlaender, L OBP: 0.400, SLG: 0.400 (10.7)	0-0 K		0-0 F8		0-0 F7			0-0 1B		0-0 F9	1	0	0	0	0	0	1					
Bob Allison, R OBP: 0.346, SLG: 0.443 (1.7)		0-3 K		0-0 1-3		4-0 BB 1B BB		0-0 F8		0-0 F9	4	1	0	0	1	1	2					
Earl Battey, R OBP: 0.376, SLG: 0.420 (1.2)	0-0 BB 1B		0-0 P6		4-0 1B BB			0-0 F7			3	0	1	0	1	0	1					
Don Mincher, L OBP: 0.343, SLG: 0.502 (1.3)	4-0 1-2 BB		0-0 F8		0-0 F8			0-0 1B			3	0	1	1	1	1	0					
Joe Nosssek, R OBP: 0.260, SLG: 0.317 (1.8)	0-0 F3		0-0 SH1-4 2B		0-0 L7			0-3 K		0-3 K	4	0	1	0	0	1	4					
Jerry Kindall, R OBP: 0.274, SLG: 0.292 (1.4)	0-0 6-3		0-0 SH1-4		0-0 F3			4-0 BB		0-0 F7	1	0	0	0	0	0	2					
Cesar Tovar, R OBP: 0.266, SLG: 0.211 (7.7, 8.4)	0-0 6-3		0-0 2-3		0-0 F3			0-0 BB			1	0	0	0	0	0	0					
Frank Quilici, R OBP: 0.259, SLG: 0.257 (8.4)	0-0 6-3		0-0 K		0-0 6-3			0-0 F7			0	0	0	0	0	0	0					
Camilo Pascual, R OBP: 0.228, SLG: 0.327 (1.1)	0-0 K		0-3 K		0-0 6-3			0-0 F7			3	0	0	0	0	1	1					
Tony Oliva, L OBP: 0.371, SLG: 0.489 (9.7, 10.1)	0-0 K		0-0 K		0-0 6-3			0-0 F7			1	0	0	0	0	0	1					
Jim Merritt, L OBP: 0.208, SLG: 0.136 (10.1)	0-0 K		0-0 K		0-0 6-3			0-0 F7			0	0	0	0	0	0	0					
Inning Stats	R: 0 E: 0 K: 1 S: 5	H: 0 LOB: 0 BB: 0 P: 5	R: 0 E: 0 K: 1 S: 6	H: 1 LOB: 2 BB: 1 P: 10	R: 0 E: 0 K: 1 S: 6	H: 1 LOB: 1 BB: 0 P: 6	R: 0 E: 0 K: 0 S: 3	H: 0 LOB: 0 BB: 0 P: 3	R: 1 E: 0 K: 1 S: 6	H: 1 LOB: 2 BB: 2 P: 14	R: 0 E: 0 K: 0 S: 3	H: 0 LOB: 0 BB: 0 P: 3	R: 0 E: 0 K: 2 S: 7	H: 1 LOB: 1 BB: 0 P: 11	R: 0 E: 0 K: 0 S: 3	H: 0 LOB: 1 BB: 1 P: 7	1B: 4 2B: 1 3B: 0 HR: 0	SF: 0 SAC: 2 DP: 0 HBP: 0	WP: 0 PB: 0 SB: 0 CS: 0	PA: 40		
PITCHER	IP	WLS	BF	H	R	ER	SO	BB	IBB	HBP	BLK	WP	HR	S	P	ERA	WHIP					
Pete Richert, L ERA: 2.56 (1.1)	9.0	W	36	5	1	1	7	4	0	0	0	0	0	46	62	1.00	1.000					
Steve Ritzik, R ERA: 3.94 (10.1)	0.1		2	0	0	0	0	1	0	0	0	0	0	1	5	0.00	3.000					
Mike McCormick, L ERA: 3.26 (10.1)	0.1	S	1	0	0	0	0	0	0	0	0	0	0	1	1	0.00	0.000					
Ron Kline, R ERA: 2.31 (10.1)	0.1	S	1	0	0	0	0	0	0	0	0	0	0	1	1	0.00	0.000					


Washington Senators @ Minnesota Twins
Metropolitan Stadium, Bloomington, MI
Fri Sep 17 1965, 8:05 PM EDT
Att: 16,315 - Unknown - 52 F

livebaseballscorecards.com

AB	33
R	1
H	5
RBI	1
BB	5
SO	7
LOB	14



Batter	1	2	3	4	5	6	7	8	9	AB	R	H	RBI	BB	SO	LOB	TOP					
Fred Valentine, S OBP: 0.280, SLG: 0.182 (1, 8)	L9		K	FC6-4		P5		G4-6-3		5	0	0	0	0	1	4	Washington Senators @ Minnesota Twins Metropolitan Stadium, Bloomington, MI Sat Sep 18 1965, 4:33 AM EDT Att: 11,256 - Unknown - 56 F 					
Ken Hamlin, R OBP: 0.335, SLG: 0.373 (1, 4)	1B		1-4-3		2B	F3		1-3		4	2	1	0	1	0	2						
Woodie Held, R OBP: 0.350, SLG: 0.465 (1, 9)	1B		BB		2B			F3		2	0	1	1	3	0	0						
Frank Howard, R OBP: 0.363, SLG: 0.494 (1, 7)	1B		BB		K		SH1-4	FC5-4		4	0	3	1	1	1	1						
Ken McMullen, R OBP: 0.330, SLG: 0.422 (1, 5)	L8		FC5-4		E6		SH1-4	FC5-4		3	0	0	0	1	0	4						
Dick Nen, L OBP: 0.317, SLG: 0.365 Brant Aylea, R OBP: 0.200, SLG: 0.800 (7, PH) (7, 3)	K		FC5-4		F7		P6	F5		3	0	0	0	0	1	7						
Paul Casanova, R (1, 2)					G3		K			1	0	0	0	1	0	0						
Jim King, L OBP: 0.330, SLG: 0.413 (5, PH) Jim French, L OBP: 0.467, SLG: 0.385 (5, 2) Don Lock, R OBP: 0.326, SLG: 0.392 (7, PH) Mike Brumley, L OBP: 0.275, SLG: 0.266 (7, 2) Ed Brinkman, R OBP: 0.253, SLG: 0.251 (1, 6)	L5		FC6-4							1	0	0	0	0	2	AB 34 R 2 H 9 RBI 2 BB 7 SO 5 LOB 28						
Phil Ortega, S ERA: 3.08 Howie Kopitz, R ERA: 4.23 Don Zimmer, R ERA: 3.35 Bennie Daniels, R ERA: 4.72 Bob Chynoweth, L ERA: 3.08 Marshall Bridges, L ERA: 2.72 Steve Rizo, R ERA: 3.91	G6-3				F5			G4-6-3		1	0	0	0	0	0	1						
Inning Stats	R: 1 E: 0 K: 1 S: 7	H: 2 LOB: 2 BB: 1 P: 11	R: 0 E: 0 K: 0 S: 3	H: 1 LOB: 0 BB: 3 P: 3	R: 0 E: 0 K: 1 S: 5	H: 0 LOB: 3 BB: 3 P: 17	R: 0 E: 0 K: 1 S: 5	H: 0 LOB: 1 BB: 1 P: 9	R: 1 E: 1 K: 1 S: 7	H: 1 LOB: 2 BB: 1 P: 11	R: 0 E: 0 K: 0 S: 4	H: 1 LOB: 1 BB: 0 P: 4	R: 0 E: 0 K: 1 S: 6	H: 1 LOB: 2 BB: 1 P: 10	R: 0 E: 0 K: 0 S: 4	H: 2 LOB: 1 BB: 0 P: 4		R: 0 E: 0 K: 0 S: 4	H: 1 LOB: 1 BB: 0 P: 4	1B: 8 2B: 1 3B: 0 HR: 0	SF: 0 SAC: 1 DP: 2 HBP: 0	WP: 0 PB: 0 SB: 1 CS: 0
PITCHER	IP WLS BF H R ER SO BB IBB HBP BLK WP HR S P ERA WHIP																					
Jim Kaat, L ERA: 2.89 Dave Boswell, R ERA: 3.35 Bill Pleis, L ERA: 3.08 Johnny Klippstein, R ERA: 2.32	(1, 1) 4.0 21 4 2 2 3 6 0 0 0 0 0 0 21 45 4.50 2.500	(5, 1) 2.1 11 2 0 0 1 1 0 0 0 0 0 0 12 16 0.00 1.286	(7, 1) 0.1 1 0 0 0 0 0 0 0 0 0 0 0 1 1 0.00 0.000	(7, 1) 2.1 W 9 3 0 0 1 0 0 0 0 0 0 0 11 11 0.00 1.286																		

Batter	1	2	3	4	5	6	7	8	9	AB	R	H	RBI	BB	SO	LOB	BOTTOM			
Zoilo Versalles, R OBP: 0.315, SLG: 0.449 (1, 6)	P6			F7						4	1	2	2	0	0	1	Washington Senators @ Minnesota Twins Metropolitan Stadium, Bloomington, MI Sat Sep 18 1965, 4:33 AM EDT Att: 11,256 - Unknown - 56 F 			
Ted Uhlhaender, L OBP: 0.333, SLG: 0.333 (1, 7)	E1	HR								4	1	1	0	0	1	1				
Sandy Valdespino, L OBP: 0.314, SLG: 0.327 Andy Kosco, R OBP: 0.231, SLG: 0.351 (8, 9)	1B									3	1	1	0	0	0	1				
Jimmie Hall, L OBP: 0.351, SLG: 0.479 (1, 8)	1B									1	0	0	0	0	0	1				
Earl Battey, R OBP: 0.379, SLG: 0.421 (1, 2)	1B									4	0	2	1	0	0	3				
Don Mincher, L OBP: 0.342, SLG: 0.498 (1, 3)	1B									4	0	1	0	0	1	1				
Rich Rollins, R OBP: 0.310, SLG: 0.336 (1, 5)	1-3									4	0	0	0	0	0	3				
Frank Quilici, R OBP: 0.275, SLG: 0.261 (1, 4)										2	1	1	0	2	0	0				
Jim Kaat, L OBP: 0.283, SLG: 0.302 Dave Boswell, R OBP: 0.316, SLG: 0.351 Bill Pleis, L ERA: 3.08 Johnny Klippstein, R ERA: 2.32										1	0	0	0	0	1	1				
Inning Stats	R: 2 E: 2 K: 0 S: 7	H: 3 LOB: 2 BB: 0 P: 7	R: 2 E: 0 K: 1 S: 6	H: 1 LOB: 1 BB: 1 P: 10	R: 0 E: 0 K: 0 S: 4	H: 1 LOB: 1 BB: 0 P: 4	R: 0 E: 0 K: 0 S: 2	H: 0 LOB: 0 BB: 1 P: 6	R: 0 E: 0 K: 0 S: 4	H: 1 LOB: 1 BB: 0 P: 4	R: 0 E: 0 K: 1 S: 6	H: 1 LOB: 2 BB: 1 P: 10	R: 0 E: 0 K: 0 S: 3	H: 0 LOB: 0 BB: 0 P: 3	R: 0 E: 0 K: 0 S: 3	H: 0 LOB: 0 BB: 0 P: 3		1B: 6 2B: 1 3B: 0 HR: 1	SF: 0 SAC: 1 DP: 0 HBP: 0	WP: 0 PB: 0 SB: 1 CS: 0
PITCHER	IP WLS BF H R ER SO BB IBB HBP BLK WP HR S P ERA WHIP																			
Phil Ortega, R ERA: 4.9 Howie Kopitz, R ERA: 4.23 Bennie Daniels, R ERA: 4.72 Marshall Bridges, L ERA: 2.72 Steve Rizo, R ERA: 3.91	(1, 1) 1.1 L 10 4 4 2 1 1 0 0 0 0 0 0 6 6 0.00 0.600	(4, 1) 2.0 7 1 0 0 0 1 0 0 0 0 0 0 6 10 0.00 1.000	(6, 1) 2.0 9 2 0 0 2 1 0 0 0 0 0 0 12 16 0.00 1.500	(8, 1) 1.0 3 0 0 0 0 0 0 0 0 0 0 0 3 3 0.00 0.000																

Batter	1	2	3	4	5	6	7	8	9	AB	R	H	RBI	BB	SO	LOB	TOP			
Fred Valentine, S OBP: 0.241, SLG: 0.154	L9		E7		K		F3			4	0	0	0	0	1	3				
Ken Hamlin, R OBP: 0.335, SLG: 0.372 Don Blasingame, L OBP: 0.279, SLG: 0.294	G4-6-3 1B		F9		P5			1B G6-4-3		3	0	1	0	0	0	3				
Jim King, L OBP: 0.332, SLG: 0.419	G4-6-3 1-2			4-3		4-3 2B		1B G6-4-3		4	0	2	0	0	0	1				
Frank Howard, R OBP: 0.361, SLG: 0.490		L7		F9		1-3		G6-4-3		4	0	0	0	0	0	2				
Dick Nen, L OBP: 0.320, SLG: 0.368		1B				4-3		G3		4	0	2	0	0	0	1				
Ken McMullen, R OBP: 0.329, SLG: 0.421				4-3		6-3			F5	4	0	1	0	0	0	2				
Jim French, L OBP: 0.474, SLG: 0.412		G3							4-3	4	0	2	0	0	0	1				
Ed Brinkman, R OBP: 0.251, SLG: 0.248			6-3		F8		F9		6-3	4	0	0	0	0	0	2				
Frank Kreutzer, R OBP: 0.091, SLG: 0.190 Howie Kopitz, R OBP: 0.129, SLG: 0.100 Bob Charles OBP: 0.249, SLG: 0.355 Pete Richert OBP: 0.154, SLG: 0.172 Buster Narum, R OBP: 0.154, SLG: 0.259 Joe Cunningham, L OBP: 0.137, SLG: 0.230 Phil Ortega, R OBP: 0.203, SLG: 0.245			K				1-2 BB			1	0	0	0	0	0	0				
Inning Stats	R: 0 E: 0 K: 0 S: 3	H: 1 LOB: 0 BB: 0 P: 3	R: 0 E: 0 K: 0 S: 4	H: 2 LOB: 1 BB: 0 P: 4	R: 0 E: 1 K: 1 S: 6	H: 0 LOB: 1 BB: 0 P: 6	R: 0 E: 0 K: 0 S: 4	H: 1 LOB: 1 BB: 0 P: 4	R: 0 E: 0 K: 1 S: 6	H: 1 LOB: 2 BB: 1 P: 10	R: 0 E: 0 K: 0 S: 4	H: 1 LOB: 1 BB: 0 P: 6	R: 1 E: 0 K: 0 S: 4	H: 2 LOB: 0 BB: 0 P: 4	R: 0 E: 0 K: 0 S: 3	H: 0 LOB: 0 BB: 0 P: 3	1B: 8 2B: 1 3B: 0 HR: 0	SF: 0 SAC: 0 DP: 2 HBP: 0	WP: 0 PB: 0 SB: 0 CS: 0	PA: 35
PITCHER Jim Perry, R ERA: 2.57	IP: 9.0 WLS: W BF: 35 H: 9 R: 1 ER: 1 SO: 3 BB: 1 IBB: 0 HBP: 0 BLK: 0 WP: 0 HR: 0 S: 40 P: 44 ERA: 1.00 WHIP: 1.111																			

Washington Senators @ Minnesota Twins
Metropolitan Stadium, Bloomington, MI
Sun Sep 19 1965, 4:33 AM EDT
Att: 11,626 - Unknown - 50 F

AB 34
R 1
H 9
RBI 0
BB 1
SO 3
LOB 16



Batter	1	2	3	4	5	6	7	8	9	AB	R	H	RBI	BB	SO	LOB	BOTTOM			
Zoilo Versalles, R OBP: 0.317, SLG: 0.450	6-3	F8				1B G6-4-3		1B FC5		5	0	3	2	0	0	0				
Joe Nasek, R OBP: 0.258, SLG: 0.320	S FC5 2B		5-3	P6		1B G6-4-3		1B FC5		5	0	1	0	0	0	6				
Andy Kosco, R OBP: 0.205, SLG: 0.310	1B FC5 2B		P4	F8			6-3	F7		5	1	0	0	0	0	5				
Earl Batley, R OBP: 0.378, SLG: 0.419	2B 1B		L8		6-3		6-3			4	1	1	0	0	0	0				
Bob Allison, R OBP: 0.350, SLG: 0.447	1B 2B			1B WP FC6 BB	6-3 1B		6-3			3	2	2	2	1	0	0				
Don Mincher, L OBP: 0.347, SLG: 0.498				FC6 1B BB	6-3 1B			FC2-5 1B BB		2	1	1	1	2	0	1				
Rich Rollins, R OBP: 0.311, SLG: 0.338	F8			FC6 1B BB	6-3 1B			BB FC2-5 1B		4	1	2	0	0	0	2				
Frank Quilici, R OBP: 0.274, SLG: 0.254		F9		FC6 2B		1B BB		FC2-5 1B BB		3	2	0	1	1	0	4				
Jim Perry, S OBP: 0.185, SLG: 0.212		P3		1B 2B		P5		FC5 1B BB		3	0	1	2	1	0	1				
Inning Stats	R: 3 E: 0 K: 0 S: 7	H: 4 LOB: 1 BB: 0 P: 7	R: 0 E: 0 K: 0 S: 3	H: 0 LOB: 0 BB: 0 P: 3	R: 0 E: 0 K: 0 S: 3	H: 0 LOB: 0 BB: 0 P: 3	R: 3 E: 0 K: 0 S: 6	H: 3 LOB: 2 BB: 2 P: 14	R: 0 E: 0 K: 0 S: 3	H: 1 LOB: 1 BB: 1 P: 7	R: 0 E: 0 K: 0 S: 3	H: 0 LOB: 0 BB: 0 P: 3	R: 2 E: 0 K: 0 S: 5	H: 2 LOB: 2 BB: 2 P: 13	R: 0 E: 0 K: 0 S: 3	H: 0 LOB: 0 BB: 0 P: 3	1B: 8 2B: 3 3B: 0 HR: 0	SF: 0 SAC: 0 DP: 1 HBP: 0	WP: 1 PB: 0 SB: 1 CS: 0	PA: 39
PITCHER Frank Kreutzer, L ERA: 4.35 Howie Kopitz, R ERA: 4.19 Buster Narum, R ERA: 4.38 Phil Ortega, R ERA: 4.95	IP: 3.0 WLS: L BF: 16 H: 5 R: 6 ER: 6 SO: 0 BB: 2 IBB: 0 HBP: 0 BLK: 0 WP: 1 HR: 0 S: 14 P: 22 ERA: 18.00 WHIP: 2.333																			


Washington Senators @ Minnesota Twins
Metropolitan Stadium, Bloomington, MI
Sun Sep 19 1965, 4:33 AM EDT
Att: 11,626 - Unknown - 50 F


AB 34
R 8
H 11
RBI 8
BB 5
SO 0
LOB 19



Batter	1	2	3	4	5	6	7	8	9	AB	R	H	RBI	BB	SO	LOB	TOP			
Don Blasingame, L (1,4) OBP: 0.283, SLG: 0.297	4-0 HR BB		0-0 6-3		0-0 1B		0-0 F5		0-0 FC4-6 1B	4	1	2	0	1	0	0	Washington Senators @ Kansas City Athletics Municipal Stadium, Kansas City, MO Tue Sep 21 1965, 8:05 PM EDT Att: 1,600 - Unknown			
Ken McMullen, R (1,5) OBP: 0.328, SLG: 0.419	0-3 K		0-0 BB 1B		0-0 F9			0-0 F8	FC4-6 1-2 1B	5	0	1	0	0	1	3				
Jim King, L (1,9) OBP: 0.337, SLG: 0.430	0-0 1-H HR		4-0 1-2 BB		0-3 K			4-0 1B BB BB	0-0 F8	3	2	1	2	2	1	2				
Frank Howard, R (1,7) OBP: 0.362, SLG: 0.490 Fred Valentine, S (8, PR) OBP: 0.241, SLG: 0.154	0-3 K		0-3 K			0-0 G6-4-3 1B		0-0 BB 1B	1-2 1B	4	0	2	0	0	2	2				
Dick Nen, L (1,3) OBP: 0.319, SLG: 0.366	0-0 F4			0-0 1-3		0-0 F9		0-0 BB 1B	1-2 2-3 1B	4	0	1	0	0	0	1				
Don Lock, R (1,8) OBP: 0.324, SLG: 0.387		0-0 1-3		0-0 F4		0-0 G6-4-3 1-2 1B		0-3 K		4	0	0	0	0	1	4				
Jim French, L (1,2) OBP: 0.478, SLG: 0.550		0-0 4-3		0-3 K			0-0 HR	4-0 1-2 2-3 3-H BB		3	1	1	2	1	1	0				
Ed Brinkman, R (1,6) OBP: 0.248, SLG: 0.246		0-3 K		0-0 1-3			0-3 K	0-0 F8		4	0	0	0	0	2	4				
Jim Duckworth, R (1,1) Frank Kreutzer, R (8,1) Ron Kline, R (8,1)			0-3 K		0-0 5-3		0-3 K		0-0 L6-3	3	0	0	0	0	2	0				
										0	0	0	0	0	0	0				
										1	0	0	0	0	0	0				
Inning Stats	R: 2 E: 0 K: 2 S: 8	H: 1 LOB: 0 BB: 1 P: 12	R: 0 E: 0 K: 1 S: 5	H: 0 LOB: 0 BB: 0 P: 5	R: 0 E: 0 K: 2 S: 8	H: 1 LOB: 2 BB: 1 P: 12	R: 0 E: 0 K: 1 S: 6	H: 0 LOB: 1 BB: 0 P: 6	R: 0 E: 0 K: 0 S: 3	H: 1 LOB: 0 BB: 0 P: 3	R: 1 E: 0 K: 2 S: 8	H: 1 LOB: 0 BB: 0 P: 8	R: 1 E: 0 K: 1 S: 7	H: 2 LOB: 2 BB: 2 P: 15	R: 0 E: 0 K: 0 S: 4	H: 1 LOB: 1 BB: 0 P: 4	1B: 6 2B: 0 3B: 0 HR: 2	SF: 0 SAC: 0 DP: 1 HBP: 0	WP: 0 PB: 1 SB: 0 CS: 0	PA: 39
PITCHER	IP WLS BF H R ER SO BB IBB HBP BLK WP HR S P ERA WHIP																			
Rollie Sheldon, R (1,1) ERA: 4.07	6.0 L 24 4 2 2 7 2 0 0 0 0 1 36 44 3.00 1.000																			
Jim Dickson, R (7,1) ERA: 3.51	1.1 7 2 2 2 2 1 0 0 0 0 1 10 14 13.50 2.250																			
Don Mossi, L (8,1) ERA: 3.55	0.2 4 1 0 0 1 1 0 0 0 0 0 5 9 0.00 3.000																			
Jack Aker, R (9,1) ERA: 3.43	1.0 4 1 0 0 0 0 0 0 0 0 0 4 4 0.00 1.000																			

Batter	1	2	3	4	5	6	7	8	9	AB	R	H	RBI	BB	SO	LOB	BOTTOM			
Jose Tartabull, L (1,8) OBP: 0.360, SLG: 0.407 Mike Hershberger, R (8, PH) OBP: 0.297, SLG: 0.320	0-0 F7			0-0 4-3		0-3 K		0-0 1-2 3-H 1B		3	0	0	0	0	1	0	Washington Senators @ Kansas City Athletics Municipal Stadium, Kansas City, MO Tue Sep 21 1965, 8:05 PM EDT Att: 1,600 - Unknown			
Dick Green, R (1,4) OBP: 0.308, SLG: 0.363	0-3 K			0-0 3-1			0-0 F3	0-0 F8		4	0	0	0	0	1	2				
Wayne Causey, L (1,6) OBP: 0.344, SLG: 0.346	0-3 K			0-3 K			0-0 6-3		0-0 6-3	4	0	0	0	0	2	0				
Ed Charles, R (1,5) OBP: 0.331, SLG: 0.398		0-0 F8			0-3 K		0-0 6-3		4-0 BB	3	0	0	0	1	1	0				
Ken Harrelson, R (1,3) OBP: 0.329, SLG: 0.439		0-0 F2			0-0 HR			0-0 F7	0-0 F4	4	1	1	1	0	0	1				
Billy Bryan, L (1,2) OBP: 0.309, SLG: 0.433		0-3 K			0-3 K			0-3 K	0-0 F8	4	0	0	0	0	3	1				
Tommie Reynolds, R (1,7) OBP: 0.332, SLG: 0.327			0-3 K		0-0 G3			0-0 1B 2B		3	1	1	0	0	1	0				
Larry Stahl, L (1,9) OBP: 0.250, SLG: 0.419			0-3 K			4-0 3-4 BB		0-0 1B 1B 1B		2	1	1	1	1	1	0				
Rollie Sheldon, R (1,1) Jim Landis, R (6, PH) Jim Dickson, L (7,1) Don Mossi, L (8,1) Santiago Rosario, L (8, PH) Jack Aker, R (9,1)			0-0 F9			0-0 3-4		0-0 1-3 1B		1	0	0	0	0	0	0				
										1	0	0	0	0	0	0				
										0	0	0	0	0	0	0				
										0	0	0	0	0	0	0				
										0	0	0	0	0	0	0				
										0	0	0	0	0	0	0				
Inning Stats	R: 0 E: 0 K: 2 S: 7	H: 0 LOB: 0 BB: 0 P: 7	R: 0 E: 0 K: 1 S: 5	H: 0 LOB: 0 BB: 0 P: 5	R: 0 E: 0 K: 1 S: 5	H: 0 LOB: 0 BB: 0 P: 5	R: 1 E: 0 K: 2 S: 8	H: 1 LOB: 0 BB: 0 P: 8	R: 0 E: 0 K: 1 S: 4	H: 0 LOB: 1 BB: 1 P: 8	R: 0 E: 0 K: 0 S: 3	H: 0 LOB: 0 BB: 0 P: 3	R: 2 E: 0 K: 1 S: 9	H: 4 LOB: 2 BB: 0 P: 9	R: 0 E: 0 K: 0 S: 3	H: 0 LOB: 1 BB: 1 P: 7	1B: 3 2B: 2 3B: 0 HR: 1	SF: 0 SAC: 0 DP: 1 HBP: 0	WP: 0 PB: 0 SB: 0 CS: 0	PA: 33
PITCHER	IP WLS BF H R ER SO BB IBB HBP BLK WP HR S P ERA WHIP																			
Jim Duckworth, R (1,1) ERA: 4.09	7.2 W 27 4 3 3 10 1 0 0 0 0 1 46 50 3.52 0.652																			
Frank Kreutzer, L (8,1) ERA: 4.35	0.0 1 1 0 0 0 0 0 0 0 0 0 1 1 ∞ ∞																			
Ron Kline, R (8,1) ERA: 2.28	1.1 S 5 0 0 0 0 1 0 0 0 0 0 4 8 0.00 0.750																			

Batter	1	2	3	4	5	6	7	8	9	AB	R	H	RBI	BB	SO	LOB	TOP					
Don Blasingame, L (1,4) OBP: 0.287, SLG: 0.297	F7		4-3		1B WP 1B		4-0 HR BB	4-0 BB		3	2	1	0	2	0	0	Washington Senators @ Kansas City Athletics Municipal Stadium, Kansas City, MO Wed Sep 22 1965, 8:05 PM EDT Att: 1,731 - Unknown livebaseballscores.com AB 37 R 8 H 9 RBI 7 BB 3 SO 7 LOB 13 					
Ken McMullen, R (1,5) OBP: 0.325, SLG: 0.422	3-1 3B		6-3		WP HBP 1B		0-3 K	0-0 F4		5	1	2	0	0	1	5						
Jim King, L (1,9) OBP: 0.338, SLG: 0.439	3-1			0-3 K	1-0 WP HBP 1B		0-0 1-2 HR		0-3 K	4	1	1	4	0	2	0						
Frank Howard, R (1,7) OBP: 0.359, SLG: 0.486	F9			0-0 4-3	0-0 6-3		0-0 4-3		0-0 F7	4	0	0	0	0	0	3						
Steve Ridzik, R (7,1) OBP: 0.167, SLG: 0.278				0-0 4-3	1-2 2-3 3-H				0-0 F7	1	0	0	0	0	0	0						
Dick Nen, L (1,3) OBP: 0.317, SLG: 0.359		0-3 K		0-0 4-1		0-0 F3		4-0 FC1-4 BB	0-3 K	4	0	0	0	1	2	0						
Don Lock, R (1,8) OBP: 0.325, SLG: 0.394		0-0 2B			0-0 1-3 HR 2B	0-0 L3		0-0 1-2 FC1-4 FC4-6		4	2	2	0	0	0	1						
Jim French, L (1,2) OBP: 0.444, SLG: 0.500	F4				0-0 1-3	0-0 3-1		0-0 FC4-6 1B		4	0	1	0	0	0	2						
Ed Brinkman, R (1,6) OBP: 0.248, SLG: 0.253	F8				0-0 3-H HR		0-0 4-3	0-0 FC4-6 1-2 3-H		4	1	1	3	0	0	2						
Pete Richert, L (1,1) OBP: 0.206, SLG: 0.167			0-0 F4		0-3 K		0-3 K	0-0 E9 1B		2	0	0	0	0	1	0						
Bob Chance, L (7, PH) OBP: 0.307, SLG: 0.353										1	0	0	0	0	1	0						
Paul Casanova, R (7, PR) OBP: 0.267, SLG: 0.185										0	1	0	0	0	0	0						
Fred Valentine, S (7,7) OBP: 0.267, SLG: 0.185										1	0	1	0	0	0	0						
Inning Stats	R: 1 E: 0 K: 0 S: 4	H: 1 LOB: 0 BB: 0 P: 4	R: 0 E: 0 K: 1 S: 6	H: 1 LOB: 1 BB: 0 P: 6	R: 0 E: 0 K: 0 S: 3	H: 0 LOB: 0 BB: 0 P: 3	R: 0 E: 0 K: 1 S: 5	H: 0 LOB: 0 BB: 0 P: 5	R: 3 E: 0 K: 0 S: 9	H: 4 LOB: 2 BB: 0 P: 10	R: 0 E: 0 K: 0 S: 3	H: 0 LOB: 0 BB: 0 P: 3	R: 3 E: 0 K: 2 S: 9	H: 1 LOB: 1 BB: 1 P: 13	R: 1 E: 1 K: 0 S: 5	H: 2 LOB: 3 BB: 2 P: 13	R: 0 E: 0 K: 2 S: 7	H: 0 LOB: 0 BB: 0 P: 7	1B: 4 2B: 2 3B: 1 HR: 2	SF: 0 SAC: 0 DP: 0 HBP: 1	WP: 2 PB: 2 SB: 0 CS: 0	PA: 41
PITCHER	IP WLS BF H R ER SO BB IBB HBP BLK WP HR S P ERA WHIP																	ERA WHIP				
Ron Tompkins, R (1,1) ERA: 2.97	3.0	11	2	1	1	1	0	0	0	0	0	0	0	0	13	13	3.00	0.667			0.00	0.000
Paul Lindblad, L (4,1) ERA: 9.0	2.0	L 11	4	3	3	2	0	0	1	0	1	1	14	15	13.50	2.000						
Wes Stock, R (6,1) ERA: 5.18	1.0	3	0	0	0	0	0	0	0	0	0	0	3	3	0.00	0.000						
Aurelio Monteaudo, R (7,1) ERA: 6.75	1.0	6	1	3	3	2	1	0	0	0	1	1	9	13	27.00	2.000						
Blue Moon Odum, R (8,1) ERA: 9.0	1.0	7	2	1	1	0	2	0	0	0	0	0	5	13	9.00	4.000						

Batter	1	2	3	4	5	6	7	8	9	AB	R	H	RBI	BB	SO	LOB	BOTTOM					
Dick Green, R (1,4) OBP: 0.306, SLG: 0.359	K		5-3		0-0 F9		0-0 F3			4	0	0	0	0	1	5	Washington Senators @ Kansas City Athletics Municipal Stadium, Kansas City, MO Wed Sep 22 1965, 8:05 PM EDT Att: 1,731 - Unknown livebaseballscores.com AB 30 R 2 H 5 RBI 2 BB 4 SO 6 LOB 15 					
Wayne Causey, L (1,6) OBP: 0.341, SLG: 0.343	1-3			0-0 L7		0-0 F8		0-0 L7		4	0	0	0	0	0	0						
Jim Landis, R (1,8) OBP: 0.353, SLG: 0.319	F4			0-3 K		0-3 K		0-0 F3		4	0	0	0	0	2	0						
Ed Charles, R (1,5) OBP: 0.333, SLG: 0.396		4-0 E S SF7 BB		0-0 F3		0-0 2-3		4-0 BB		2	1	0	0	2	0	0						
Ken Harrelson, R (1,3) OBP: 0.331, SLG: 0.446		0-0 SF7 1-H			0-0 HR		4-0 1B HBP BB	0-0 4-3		2	1	1	2	1	0	1						
Tommie Reynolds, R (1,7) OBP: 0.335, SLG: 0.327		0-0 CS 1B			4-0 1B BB		0-0 F7		0-0 F8	3	0	1	0	1	0	1						
Mike Hershberger, R (1,9) OBP: 0.299, SLG: 0.322		0-0 F7 1-2			0-0 F9		1-0 1B HBP		0-0 2B	3	0	1	0	0	0	2						
Rene Lachemann, R (1,2) OBP: 0.260, SLG: 0.387			0-3 K		0-0 FC6-4 1B		0-0 F5		0-3 K	4	0	1	0	0	2	3						
Ron Tompkins, R (1,1) ERA: 2.97			0-3 K		0-0 FC6-4 1-2		0-0 1-2 2-3 1B		0-0 F5	0	0	0	0	0	0	0						
Randy Schwartz, L (1,1) ERA: 2.58										0	0	0	0	0	0	0						
Paul Lindblad, L (4,1) ERA: 9.0										0	0	0	0	0	0	0						
Wes Stock, R (6,1) ERA: 5.18										0	0	0	0	0	0	0						
Aurelio Monteaudo, R (7,1) ERA: 6.75										0	0	0	0	0	0	0						
Blue Moon Odum, R (8,1) ERA: 9.0										0	0	0	0	0	0	0						
Dick Green, R (1,4) OBP: 0.306, SLG: 0.359										0	0	0	0	0	0	0						
Inning Stats	R: 0 E: 0 K: 1 S: 5	H: 0 LOB: 0 BB: 0 P: 5	R: 1 E: 0 K: 0 S: 3	H: 1 LOB: 1 BB: 1 P: 7	R: 0 E: 0 K: 2 S: 7	H: 0 LOB: 0 BB: 0 P: 7	R: 0 E: 0 K: 1 S: 5	H: 0 LOB: 0 BB: 0 P: 5	R: 1 E: 0 K: 0 S: 5	H: 2 LOB: 3 BB: 1 P: 9	R: 0 E: 0 K: 1 S: 5	H: 0 LOB: 0 BB: 0 P: 5	R: 0 E: 0 K: 0 S: 4	H: 1 LOB: 3 BB: 1 P: 9	R: 0 E: 0 K: 0 S: 3	H: 0 LOB: 1 BB: 1 P: 7	R: 0 E: 0 K: 1 S: 6	H: 1 LOB: 1 BB: 0 P: 6	1B: 3 2B: 1 3B: 0 HR: 1	SF: 1 SAC: 0 DP: 0 HBP: 1	WP: 0 PB: 0 SB: 1 CS: 1	PA: 36
PITCHER	IP WLS BF H R ER SO BB IBB HBP BLK WP HR S P ERA WHIP																	ERA WHIP				
Pete Richert, L (1,1) ERA: 2.58	6.0	W 22	3	2	2	5	2	0	0	0	0	0	13	22	0.00	1.333						
Steve Ridzik, R (7,1) ERA: 3.8	3.0	S 14	2	0	0	1	2	0	1	0	0	0	13	22	0.00	1.333						


Batter	1	2	3	4	5	6	7	8	9	AB	R	H	RBI	BB	SO	LOB	TOP									
Zoilo Versalles, R OBP: 0.316, SLG: 0.454	(1, 6) K		(0, 0) 4-3			(0, 0) 5-3		(0, 0) K	(0, 0) FC1-6 1B	2	0	0	0	0	1	0	Minnesota Twins @ Washington Senators D.C. Stadium, Washington, DC Sat Sep 25 1965, 7:05 PM EDT Att: 9,373 - Unknown									
Jerry Kindall, R OBP: 0.273, SLG: 0.291	(4, 6)									1	0	0	0	0	0	0										
Rich Rollins, R OBP: 0.309, SLG: 0.333	(8, PH) K									2	0	0	0	0	1	1										
Sandy Valdespino, L OBP: 0.316, SLG: 0.266	(1, 7) P4				(0, 0) G3		(4, 0) BB	(0, 0) BB 2B	(0, 0) FC5-4 1B	4	1	2	0	1	0	0										
Tony Oliva, L OBP: 0.379, SLG: 0.493	(1, 9) WP 1B				(0, 0) 1B SF9 1B		(0, 0) K	(0, 0) F8	(0, 0) P3	5	1	2	0	0	1	4										
Harmon Killebrew, R OBP: 0.392, SLG: 0.497	(1, 5) K				(0, 0) 1B		(0, 0) K	(4, 0) 2B 1B	(0, 0) FC5-4	4	1	1	0	1	2	4										
Jimmie Hall, L OBP: 0.345, SLG: 0.468	(1, 8) K		(0, 0) K		(0, 0) SF9		(0, 0) G3	(0, 0) 1B 2B		2	0	0	1	0	1	0										
Joe Nossek, R OBP: 0.263, SLG: 0.329	(8, PH)				(0, 0) 3H		(0, 0) HR	(1, 3) 2H		1	1	1	1	0	0	0										
Don Mincher, L OBP: 0.343, SLG: 0.513	(1, 3) K		(0, 3) K		(0, 3) K		(0, 0) BB	(4, 0) 1B IBB		3	1	1	1	1	2	1										
Frank Quilici, R OBP: 0.280, SLG: 0.260	(1, 4) K		(0, 3) K		(0, 3) K		(4, 0) 1-3 BB	(0, 0) 1-2 2H 3H	(0, 0) 1B	3	0	1	2	1	2	0										
Jerry Zimmerman, R OBP: 0.268, SLG: 0.250	(1, 2)		(0, 3) K		(0, 0) 5-3		(0, 0) 1-3	(0, 3) K		2	0	0	0	0	1	0										
Ted Uhlaender, L OBP: 0.211, SLG: 0.211	(7, PH)						(1, 2)			1	0	0	0	0	0	1										
Earl Batley, R OBP: 0.378, SLG: 0.413	(7, 2)						(1, 2)			1	0	0	0	0	1	2										
Camilo Pascual, R OBP: 0.217, SLG: 0.310	(1, 1)		(0, 3) K		(0, 0) F9		(0, 3) K		(1, 0) FC1-6 HBP	2	0	0	0	0	1	0										
Rich Reese, L OBP: 0.429, SLG: 0.400	(7, PH)									1	0	0	0	0	1	1										
Jim Merritt, L OBP: 0.240, SLG: 0.136	(7, 1)									0	0	0	0	0	0	0										
Inning Stats	R: 0 E: 0 K: 2 S: 8	H: 1 LOB: 1 BB: 0 P: 8	R: 0 E: 0 K: 3 S: 9	H: 0 LOB: 0 BB: 0 P: 9	R: 0 E: 0 K: 2 S: 7	H: 0 LOB: 0 BB: 0 P: 7	R: 1 E: 0 K: 1 S: 7	H: 2 LOB: 1 BB: 0 P: 7	R: 0 E: 0 K: 1 S: 5	H: 0 LOB: 1 BB: 1 P: 5	R: 0 E: 0 K: 2 S: 7	H: 0 LOB: 1 BB: 1 P: 11	R: 1 E: 0 K: 1 S: 6	H: 1 LOB: 1 BB: 1 P: 10	R: 3 E: 0 K: 2 S: 10	H: 3 LOB: 2 BB: 2 P: 18	R: 0 E: 0 K: 0 S: 4	H: 1 LOB: 2 BB: 0 P: 5	1B: 6 2B: 1 3B: 0 HR: 1	SF: 1 SAC: 0 DP: 0 HBP: 1	WP: 1 PB: 0 SB: 0 CS: 0	PA: 40				
PITCHER	IP	WLS	BF	H	R	ER	SO	BB	IBB	HBP	BLK	WP	HR	S	P	ERA	WHIP									
Jim Duckworth, R ERA: 4.03	(1, 1)	7.1		29	5	3	3	13	2	0	0	0	1	1	53	61	3.68	0.955								
Mike McCormick, L ERA: 3.39	(8, 1)	0.1	L	2	0	0	0	0	1	0	0	0	0	0	1	5	0.00	3.000								
Ron Kline, R ERA: 2.63	(8, 1)	0.0		3	2	2	0	0	0	1	0	0	0	0	2	6	∞	∞								
Howie Koplitz, R ERA: 4.12	(8, 1)	1.1		6	1	0	0	1	0	0	1	0	0	0	7	8	0.00	0.750								

AB	34
R	5
H	8
RBI	5
BB	4
SO	14
LOB	14



Batter	1	2	3	4	5	6	7	8	9	AB	R	H	RBI	BB	SO	LOB	BOTTOM								
Fred Valentine, S OBP: 0.333, SLG: 0.241	(1, 7) K				(4, 0) BB			(0, 3) K		1	0	1	0	0	0	0	Minnesota Twins @ Washington Senators D.C. Stadium, Washington, DC Sat Sep 25 1965, 7:05 PM EDT Att: 9,373 - Unknown								
Jim King, L OBP: 0.338, SLG: 0.435	(1, PR) K									1	0	0	0	1	1	0									
Brant Alyea, R OBP: 0.167, SLG: 0.667	(8, PH) 1B									1	0	0	0	0	1	0									
Don Blasingame, L OBP: 0.297, SLG: 0.298	(1, 4) F7		(0, 0) 4-3		(0, 0) 3-1			(0, 0) 1-3		4	0	0	0	0	0	2									
Willie Kirkland, L OBP: 0.268, SLG: 0.398	(1, 9) P6		(0, 0) F9			(0, 0) 6-3		(0, 0) F8		3	0	0	0	0	0	1									
Woodie Held, R OBP: 0.349, SLG: 0.464	(8, PH) 1-2									1	0	0	0	0	0	0									
Dick Nen, L OBP: 0.310, SLG: 0.359	(1, 3) 4-3		(0, 0) F5			(0, 0) F8				4	0	0	0	0	0	1									
Ken McMullen, R OBP: 0.326, SLG: 0.416	(1, 5)		(0, 0) 4-3 E 1B		(0, 0) F7		(0, 0) 6-3		(0, 0) 4-3	4	1	1	0	0	0	0									
Don Lock, R OBP: 0.321, SLG: 0.385	(1, 8) 4-3		(0, 0) 4-3		(0, 0) 5-3		(0, 0) 6-3		(0, 3) K	4	0	0	0	0	1	1									
Mike Brumley, L OBP: 0.280, SLG: 0.269	(1, 2) E BB		(4, 0) E BB		(0, 0) P6					2	1	1	0	1	0	0									
Ed Brinkman, R OBP: 0.249, SLG: 0.257	(1, 6) E6 SH1-3 2B		(0, 0) E6 SH1-3 2B		(0, 0) 5-3		(0, 3) K			3	1	1	2	0	1	1									
Jim Duckworth, R ERA: 3.34	(1, 1)		(0, 0) SH1-3		(0, 3) K		(0, 0) P5			2	0	0	1	0	1	1									
Mike McCormick, L OBP: 0.191, SLG: 0.073	(8, 1)									0	0	0	0	0	0	0									
Ron Kline, R ERA: 2.63	(8, 1)									0	0	0	0	0	0	0									
Howie Koplitz, R OBP: 0.129, SLG: 0.100	(8, 1)									0	0	0	0	0	0	0									
Inning Stats	R: 0 E: 0 K: 0 S: 4	H: 1 LOB: 1 BB: 0 P: 4	R: 3 E: 1 K: 1 S: 7	H: 2 LOB: 0 BB: 1 P: 11	R: 0 E: 0 K: 0 S: 3	H: 0 LOB: 0 BB: 0 P: 3	R: 0 E: 0 K: 0 S: 3	H: 0 LOB: 0 BB: 0 P: 3	R: 0 E: 0 K: 1 S: 5	H: 0 LOB: 1 BB: 1 P: 9	R: 0 E: 0 K: 0 S: 3	H: 0 LOB: 0 BB: 0 P: 3	R: 0 E: 0 K: 1 S: 6	H: 1 LOB: 1 BB: 0 P: 6	R: 0 E: 0 K: 1 S: 5	H: 0 LOB: 0 BB: 0 P: 5	R: 0 E: 0 K: 1 S: 5	H: 0 LOB: 0 BB: 0 P: 5	1B: 3 2B: 1 3B: 0 HR: 0	SF: 0 SAC: 1 DP: 0 HBP: 0	WP: 0 PB: 0 SB: 1 CS: 0	PA: 33			
PITCHER	IP	WLS	BF	H	R	ER	SO	BB	IBB	HBP	BLK	WP	HR	S	P	ERA	WHIP								
Camilo Pascual, R ERA: 3.34	(1, 1)	6.0		23	3	3	1	2	2	0	0	0	0	25	33	1.50	0.833								
Jim Merritt, L ERA: 3.29	(7, 1)	3.0	W	10	1	0	0	3	0	0	0	0	0	16	16	0.00	0.333								

AB	30
R	3
H	4
RBI	3
BB	2
SO	5
LOB	7



Batter	1	2	3	4	5	6	7	8	9	AB	R	H	RBI	BB	SO	LOB	TOP			
Zoilo Versalles, R OBP: 0.316, SLG: 0.457	F3		F9			PB 3B		SF8		3	1	1	1	0	0	0	Minnesota Twins @ Washington Senators D.C. Stadium, Washington, DC Sun Sep 26 1965, 3:33 AM EDT Att: 8,302 - Unknown livebaseballscorecards.com			
Joe Nassek, R OBP: 0.283, SLG: 0.323	K			F5		L6		BB		3	0	0	0	1	1	0				
Tony Oliva, L OBP: 0.378, SLG: 0.491	1B			4-3		6-3		6-3		4	0	1	0	0	0	1				
Harmon Killebrew, R OBP: 0.391, SLG: 0.493	P6			BB		6-3			F6	3	0	0	0	1	0	1				
Earl Battey, R OBP: 0.374, SLG: 0.409		5-3		F9			P6		F7	4	0	0	0	0	0	1				
Bob Allison, R OBP: 0.347, SLG: 0.438	K				K		K		4-3	4	0	0	0	0	3	0				
Don Mincher, L OBP: 0.343, SLG: 0.510	K				BB		K			2	0	0	0	1	2	0				
Frank Quilici, R OBP: 0.281, SLG: 0.269			F8		F2			WP SF8 2B		3	1	1	0	0	0	1				
Jim Kaat, L OBP: 0.271, SLG: 0.289	1-3				K			K		3	0	0	0	0	2	2				
Inning Stats	R: 0 E: 0 K: 1 S: 6	H: 1 LOB: 1 BB: 0 P: 6	R: 0 E: 0 K: 2 S: 7	H: 0 LOB: 0 BB: 0 P: 7	R: 0 E: 0 K: 0 S: 3	H: 0 LOB: 1 BB: 1 P: 7	R: 0 E: 0 K: 2 S: 7	H: 0 LOB: 0 BB: 0 P: 11	R: 1 E: 0 K: 0 S: 4	H: 1 LOB: 0 BB: 0 P: 4	R: 0 E: 0 K: 2 S: 7	H: 0 LOB: 0 BB: 0 P: 7	R: 1 E: 0 K: 1 S: 6	H: 1 LOB: 1 BB: 1 P: 10	R: 0 E: 0 K: 0 S: 3	H: 0 LOB: 0 BB: 0 P: 3	1B: 1 2B: 1 3B: 1 HR: 0	SF: 1 SAC: 0 DP: 0 HBP: 0	WP: 1 PB: 1 SB: 0 CS: 0	PA: 33
PITCHER Pete Richert, L ERA: 2.55	IP: 9.0 WLS: L BF: 33	H: 3 R: 2 ER: 2 SO: 8	BB: 3 IBB: 0 HBP: 0 BLK: 0	WP: 1 HR: 0 S: 46 P: 58	ERA: 2.00 WHIP: 0.667											ERA: 2.00 WHIP: 0.667				

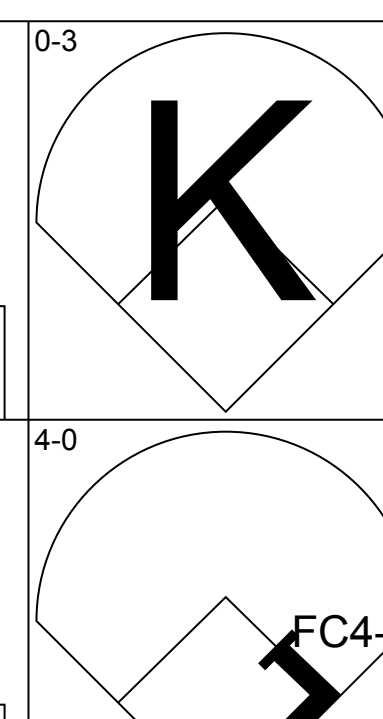
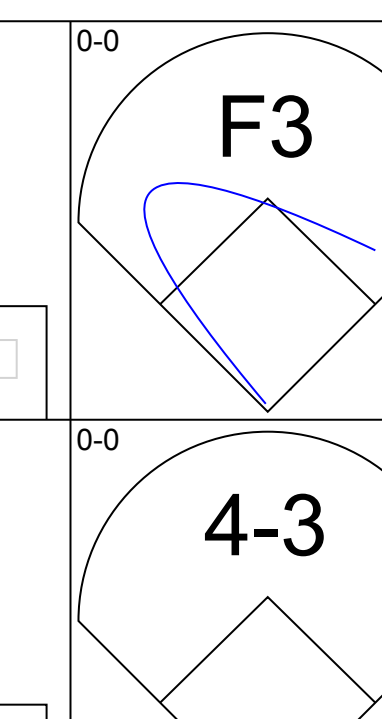
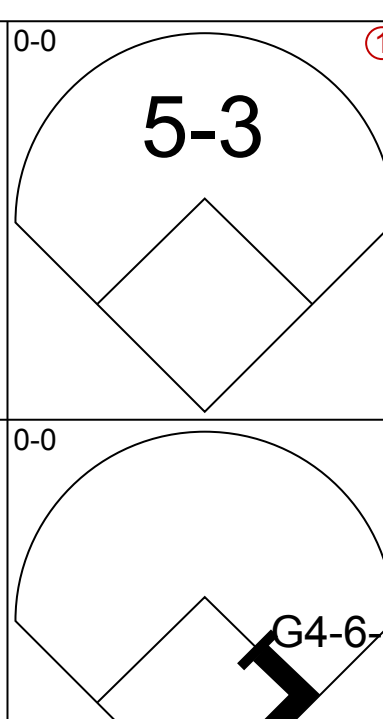
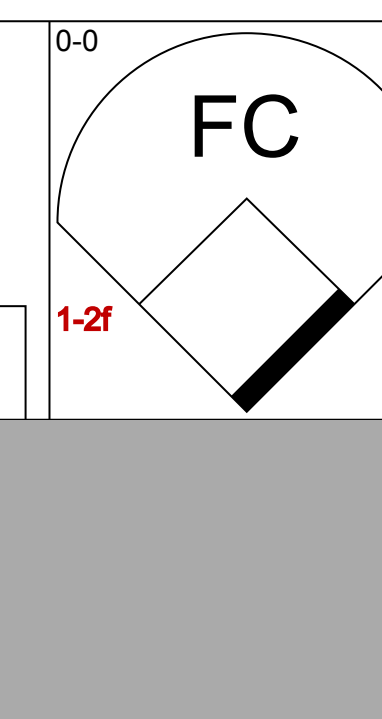
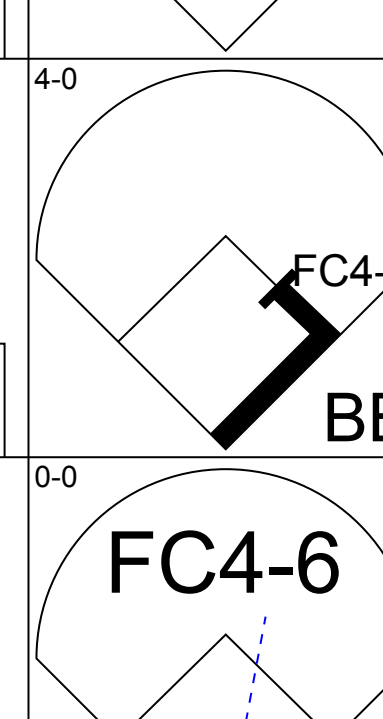
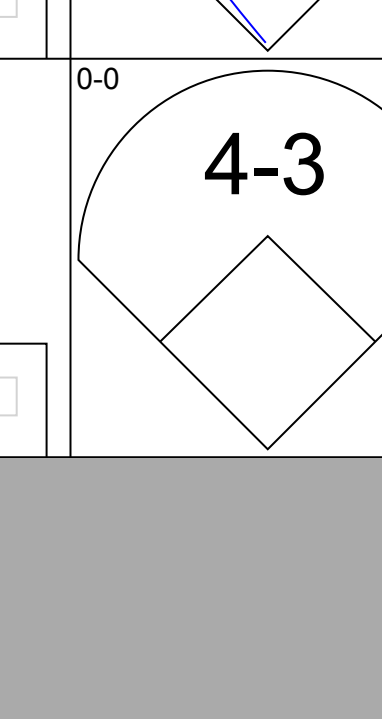
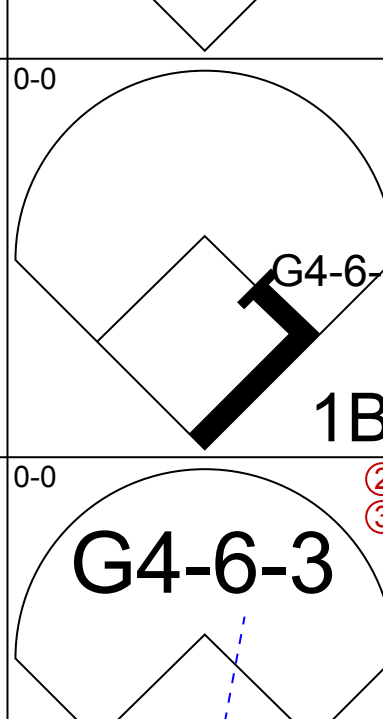

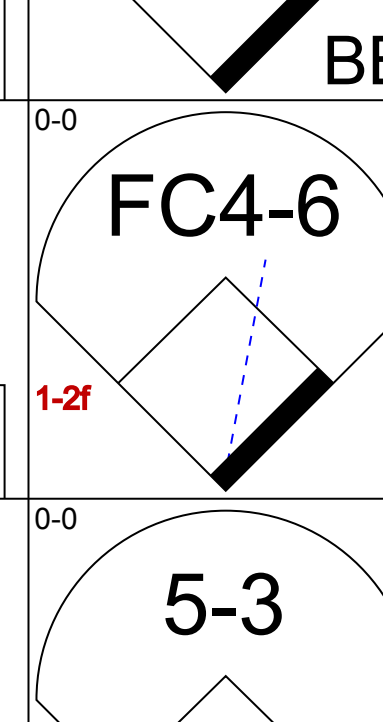
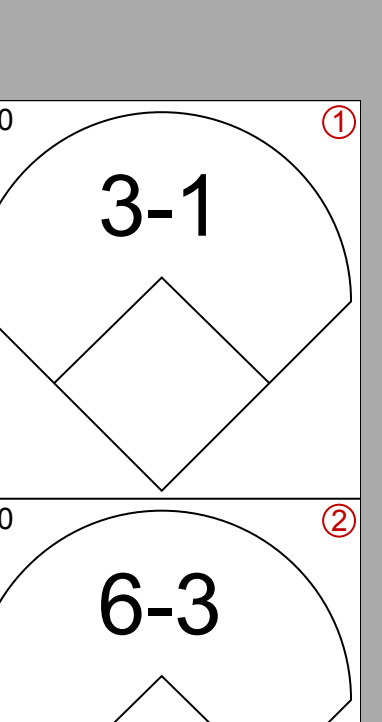
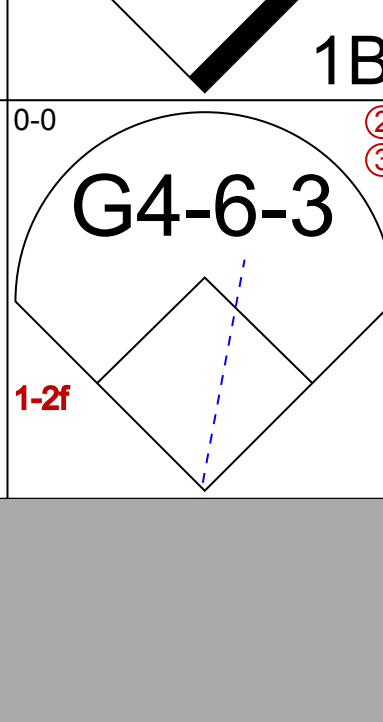

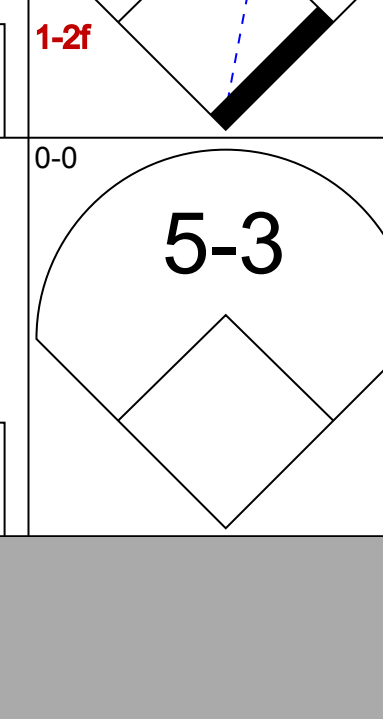
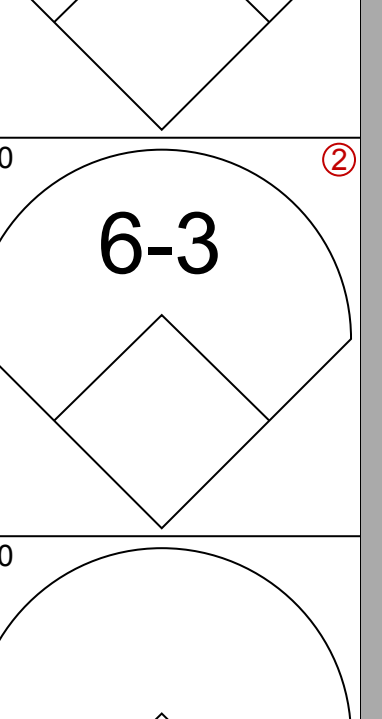
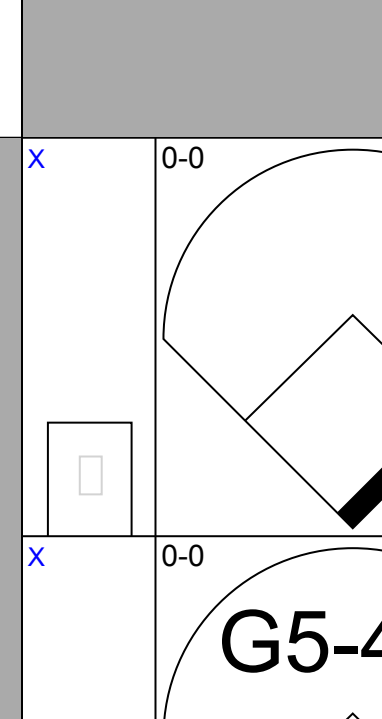

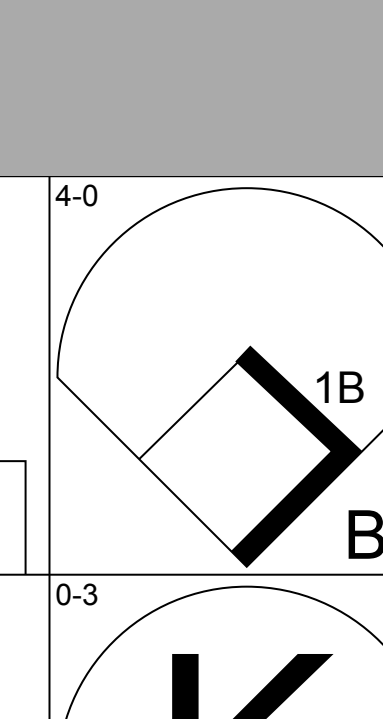
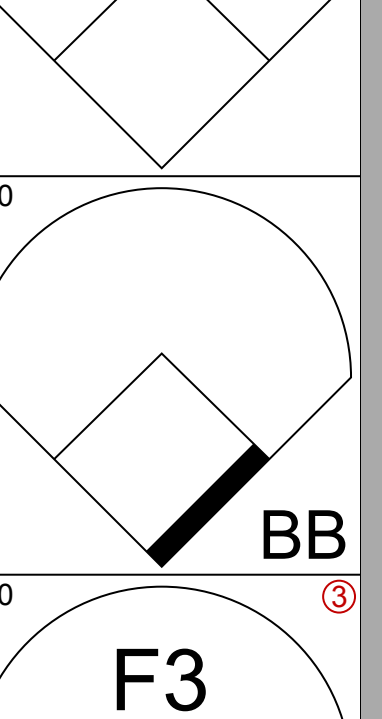
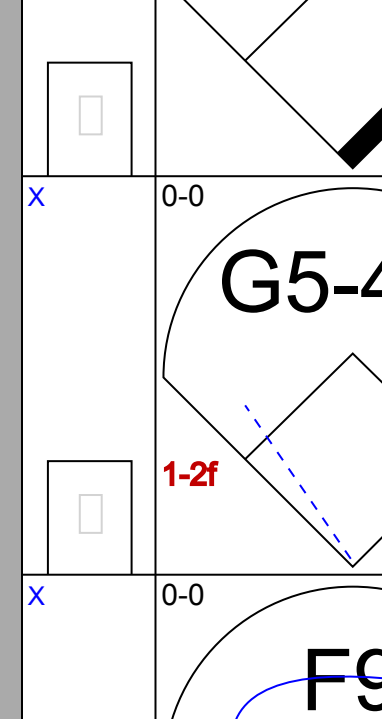



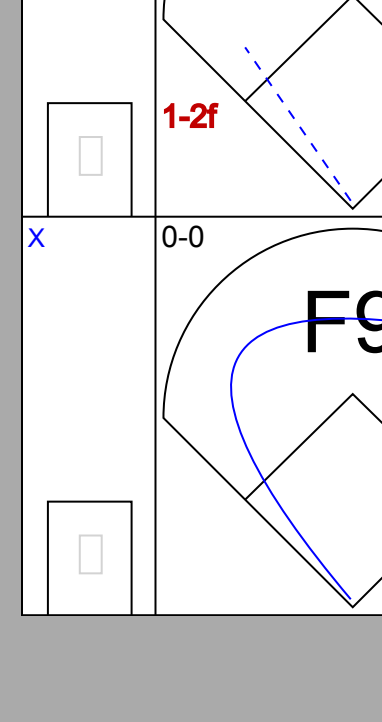
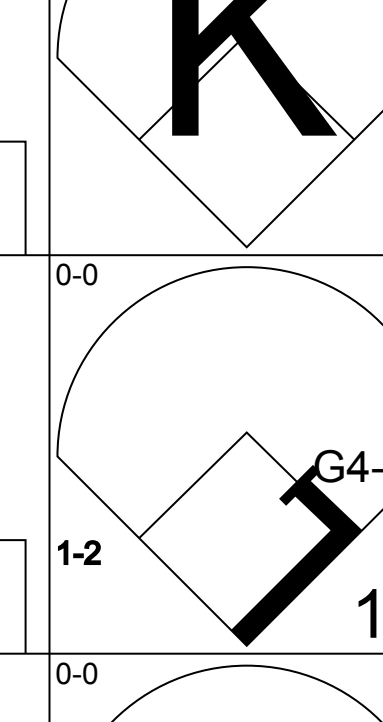
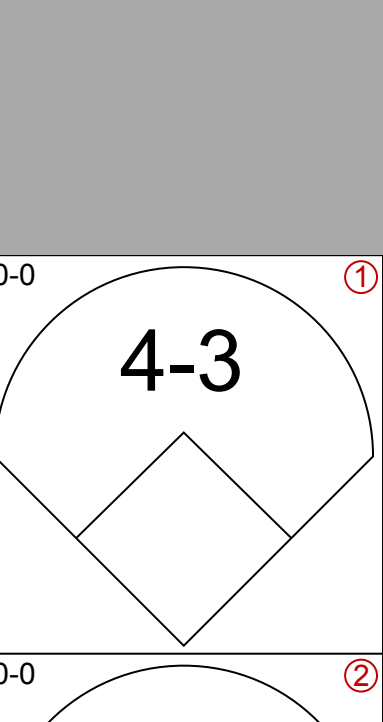
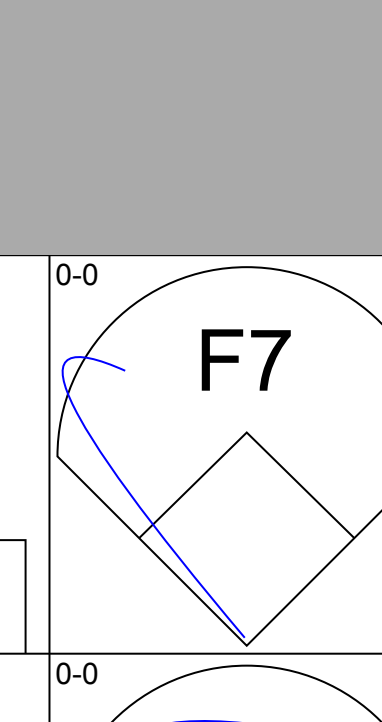
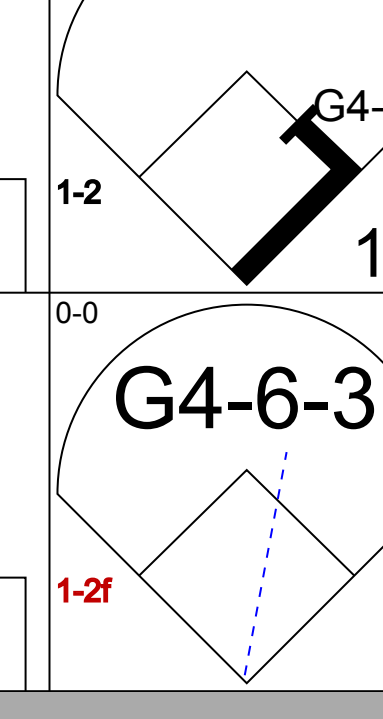
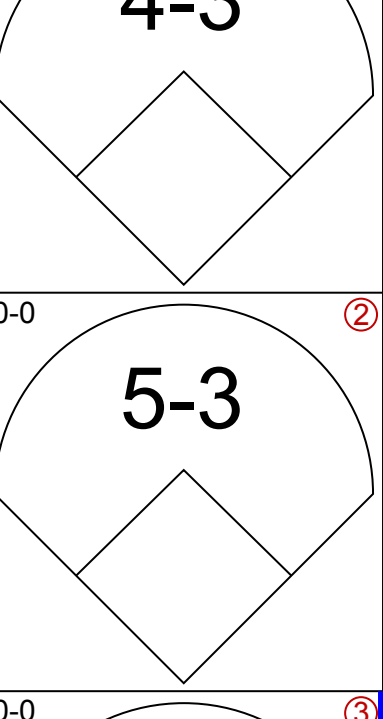
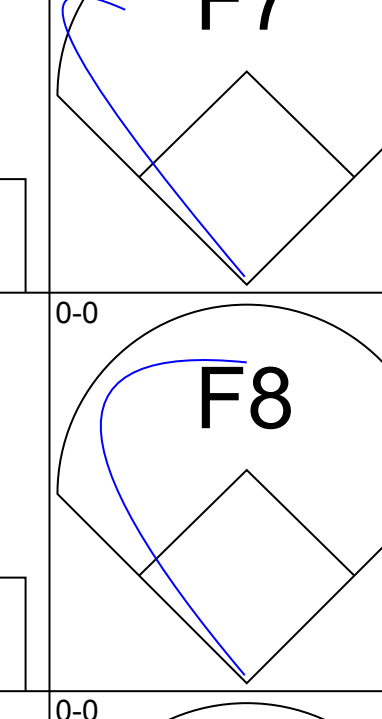
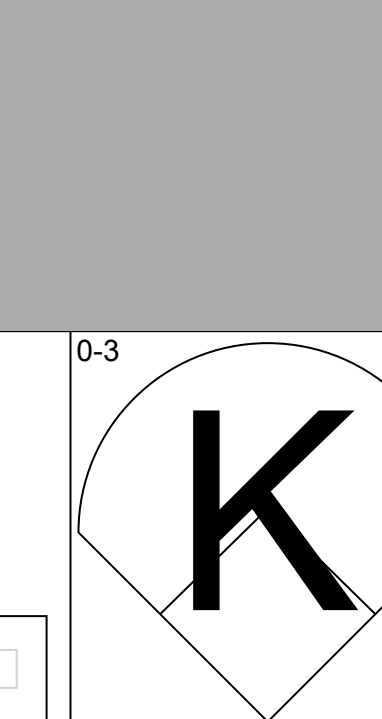
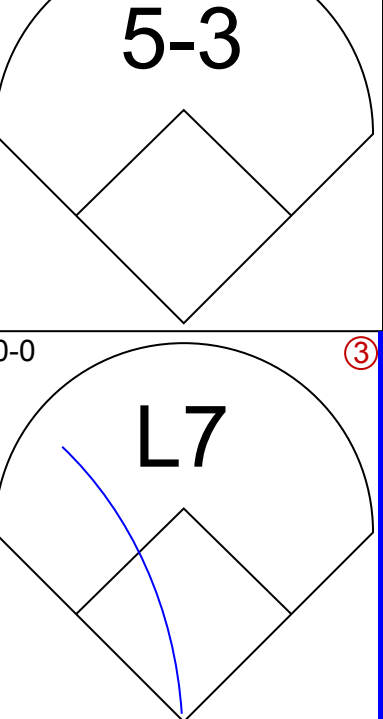
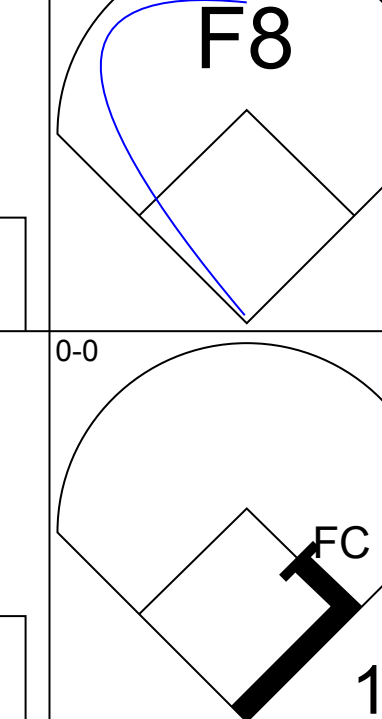
Batter	1	2	3	4	5	6	7	8	9	AB	R	H	RBI	BB	SO	LOB	BOTTOM					
Ed Brinkman, R OBP: 0.318, SLG: 0.257	L9		4-3		6-3			G6-4-3 1B		4	0	1	0	0	0	0	Minnesota Twins @ Washington Senators D.C. Stadium, Washington, DC Sun Sep 26 1965, 3:33 AM EDT Att: 8,302 - Unknown livebaseballscorecards.com					
Ken McMullen, R OBP: 0.326, SLG: 0.414	F8		1B E		L3		G6-4-3 1-2		4	1	1	0	0	0	1	1						
Frank Howard, R OBP: 0.359, SLG: 0.482			1B		6-3				4	0	3	0	0	0	0	0						
Willie Kirkland, L OBP: 0.268, SLG: 0.398	1B		1-3 1B					1B	0	0	0	0	0	0	0	0						
Woodie Held, R OBP: 0.346, SLG: 0.458	F7		K		5-3			K	4	0	0	0	0	2	3							
Don Lock, R OBP: 0.318, SLG: 0.382		G3	F7		6-3			F9	4	0	0	0	0	0	1							
Dick Nen, L OBP: 0.309, SLG: 0.357	F7			FC5-4 1B		K		K2-3	4	0	1	0	0	2	0							
Don Zimmer, R OBP: 0.286, SLG: 0.254	1B 1B			K		K		K	4	0	1	0	0	3	1							
Don Blasingame, L OBP: 0.288, SLG: 0.298	1-2 1B			K		6-3			3	0	1	0	0	1	1							
Pete Richert, L OBP: 0.197, SLG: 0.159	K		FC5-4 1-2		K				3	0	0	0	0	2	3							
Inning Stats	R: 0 E: 0 K: 0 S: 4	H: 1 LOB: 1 BB: 0 P: 4	R: 0 E: 0 K: 1 S: 7	H: 2 LOB: 2 BB: 0 P: 7	R: 1 E: 1 K: 1 S: 7	H: 2 LOB: 1 BB: 0 P: 7	R: 0 E: 0 K: 2 S: 8	H: 1 LOB: 1 BB: 0 P: 8	R: 0 E: 0 K: 0 S: 3	H: 0 LOB: 0 BB: 0 P: 3	R: 0 E: 0 K: 1 S: 5	H: 0 LOB: 0 BB: 0 P: 5	R: 0 E: 0 K: 2 S: 7	H: 0 LOB: 0 BB: 0 P: 7	R: 0 E: 0 K: 1 S: 6	H: 2 LOB: 1 BB: 0 P: 6	R: 0 E: 0 K: 2 S: 7	H: 0 LOB: 0 BB: 0 P: 7	1B: 8 2B: 0 3B: 0 HR: 0	SF: 0 SAC: 0 DP: 1 HBP: 0	WP: 0 PB: 0 SB: 0 CS: 0	PA: 34
PITCHER Jim Kaat, L ERA: 2.88	IP: 9.0 WLS: W BF: 34	H: 8 R: 1 ER: 0 SO: 10	BB: 0 IBB: 0 HBP: 0 BLK: 0	WP: 0 HR: 0 S: 54 P: 54	ERA: 0.00 WHIP: 0.889											ERA: 0.00 WHIP: 0.889						

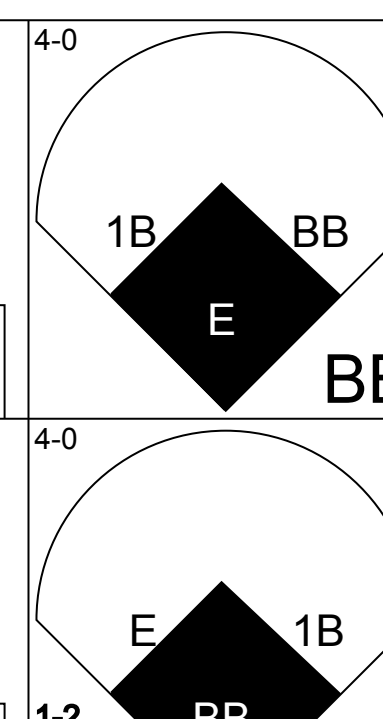

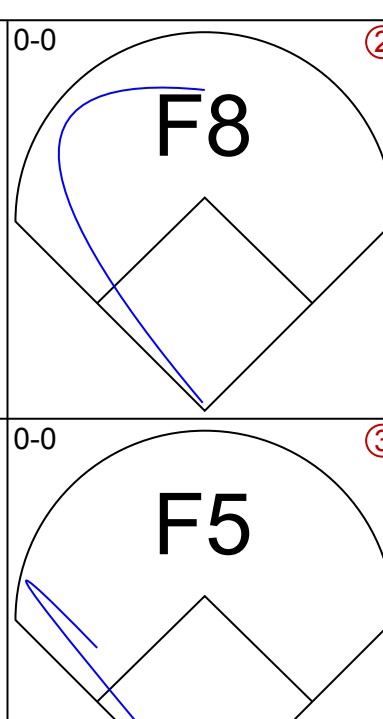
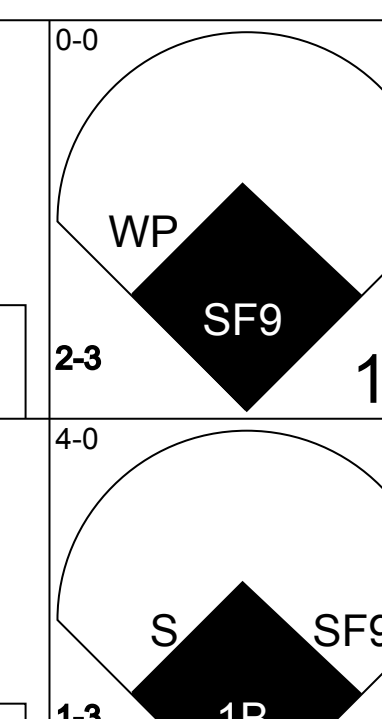
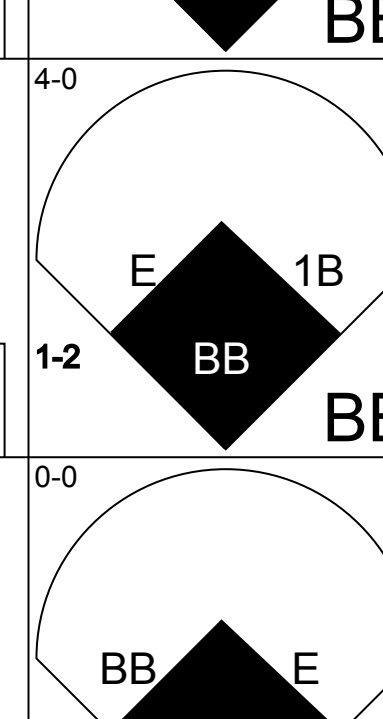

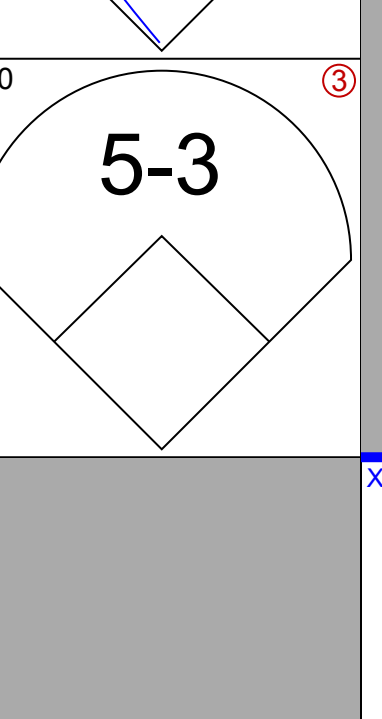
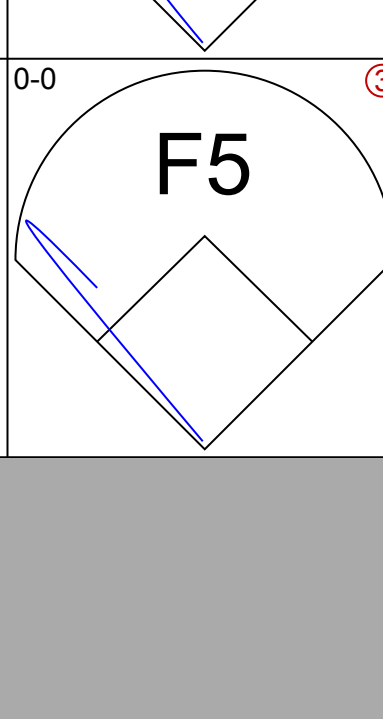
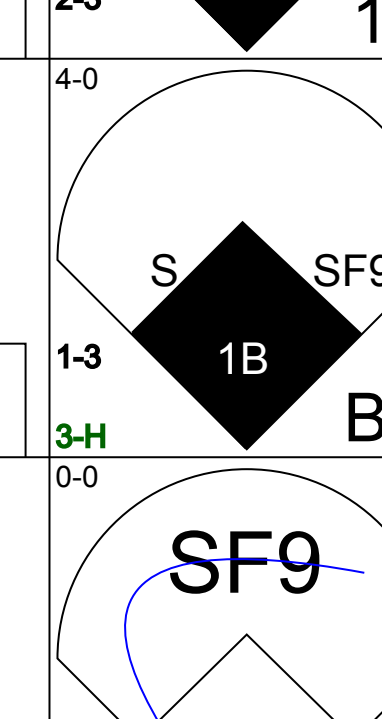
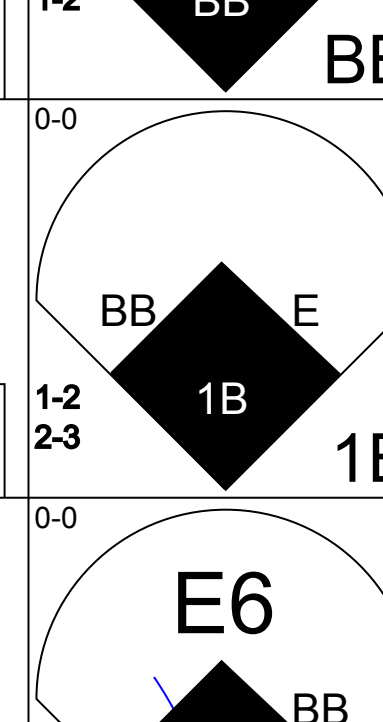

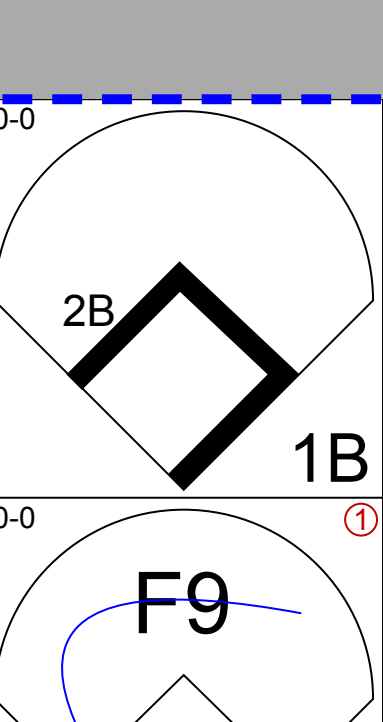
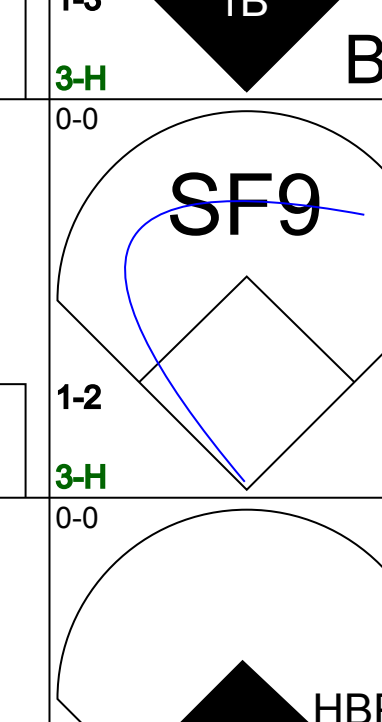
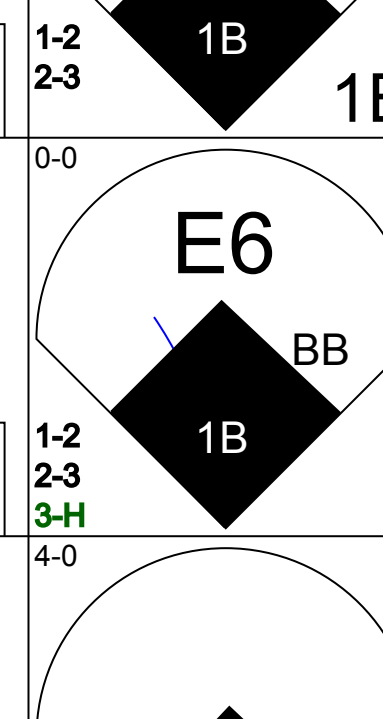

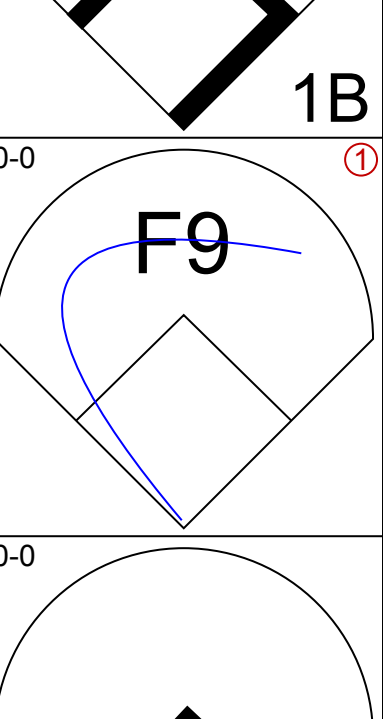
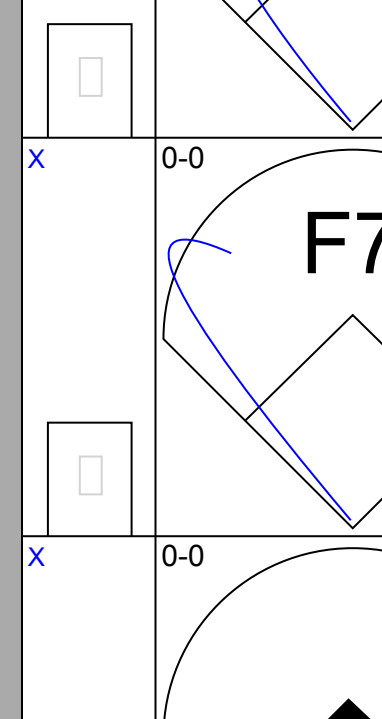
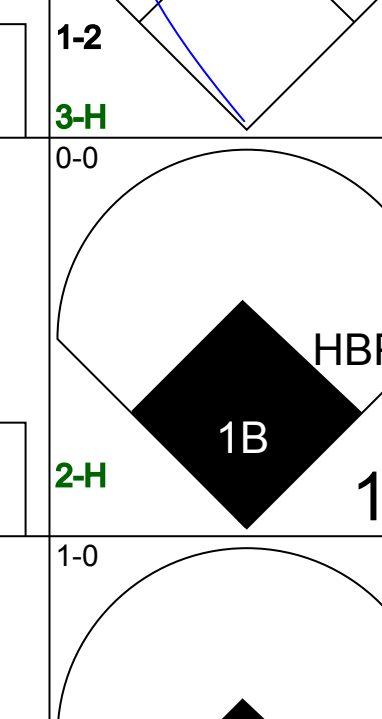
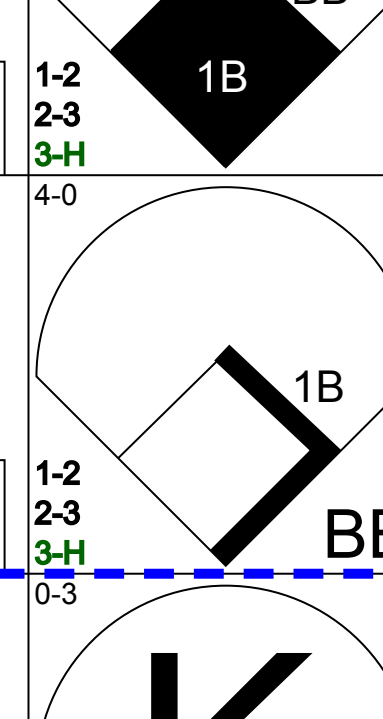
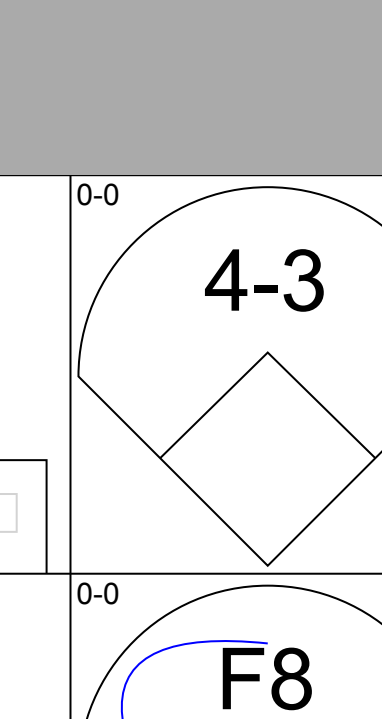
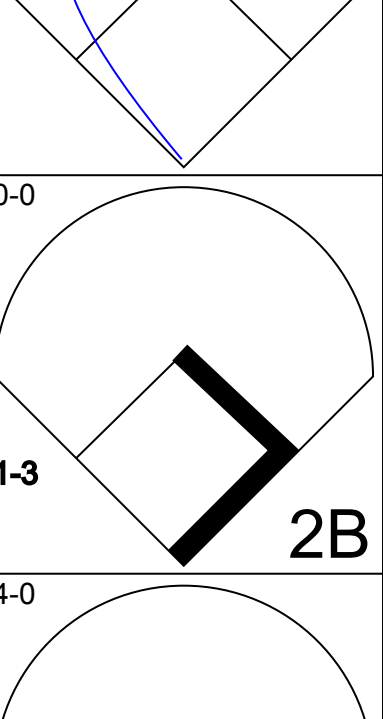
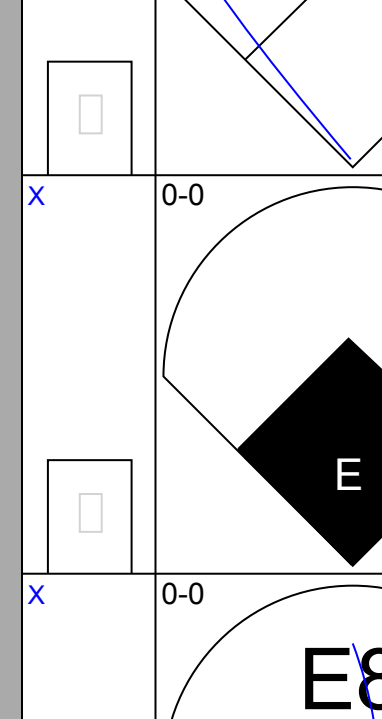
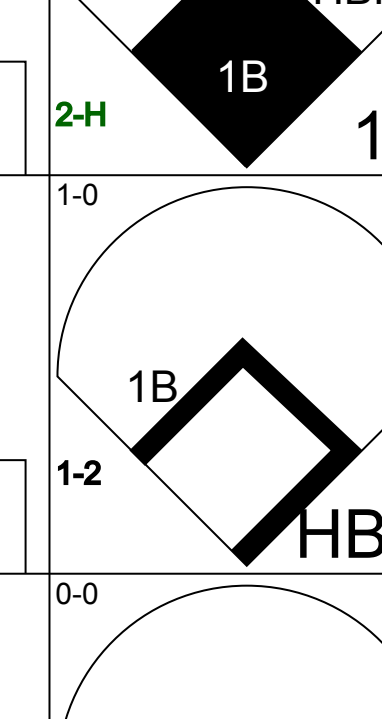
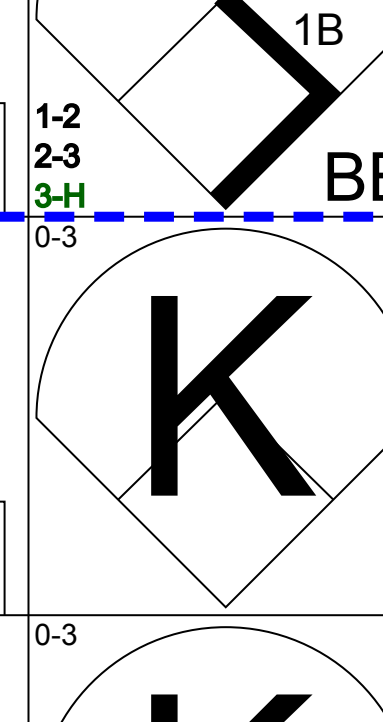
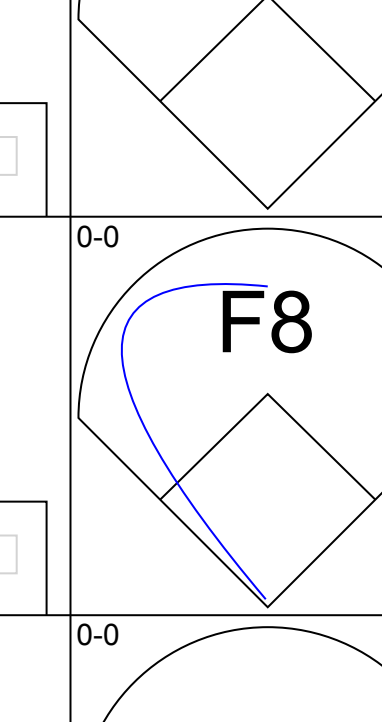
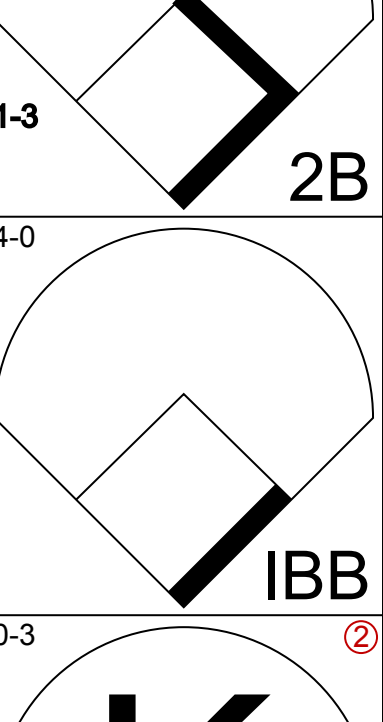
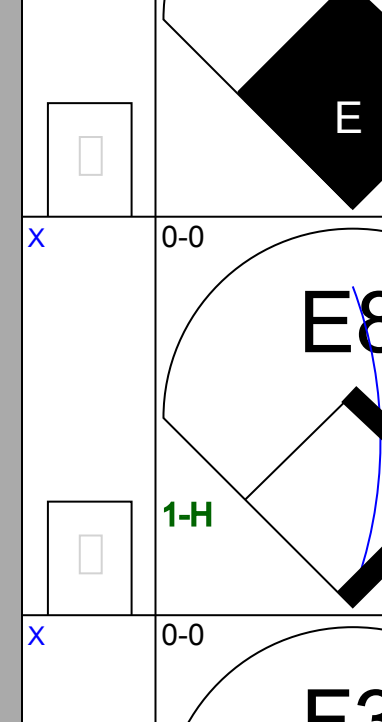
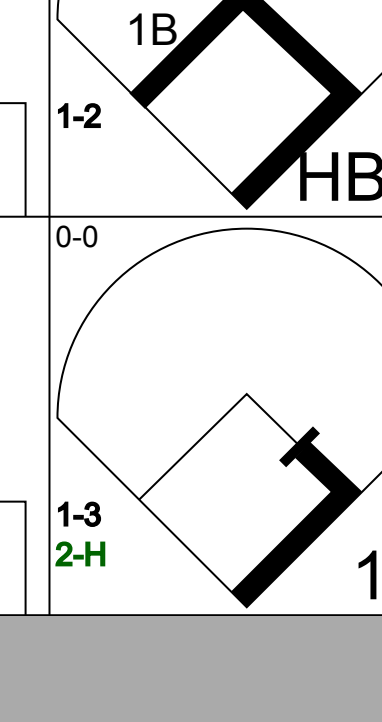
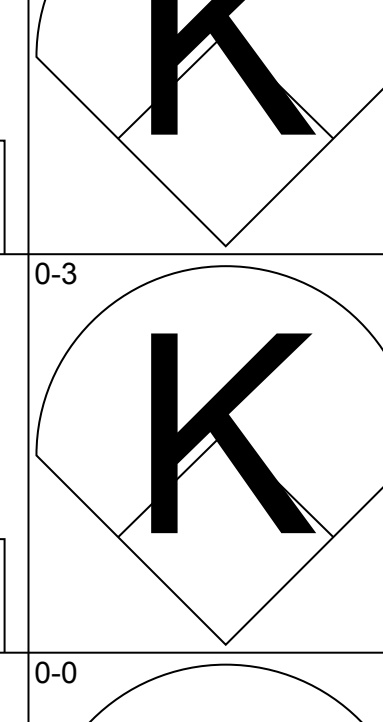
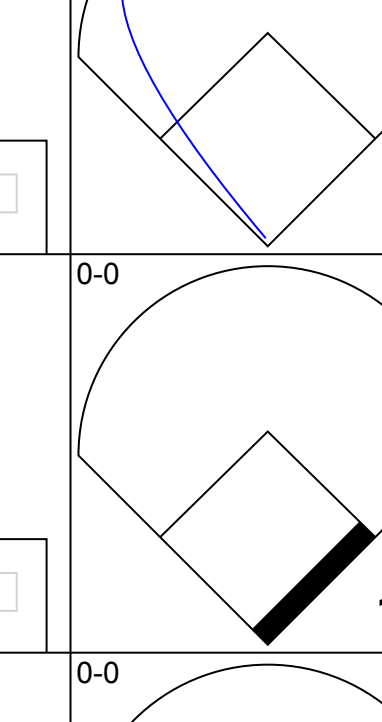
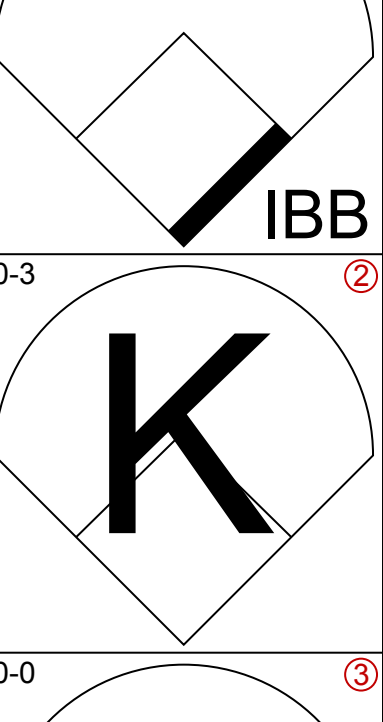
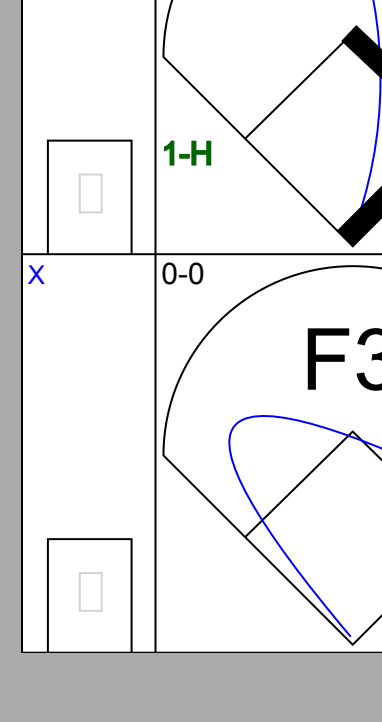
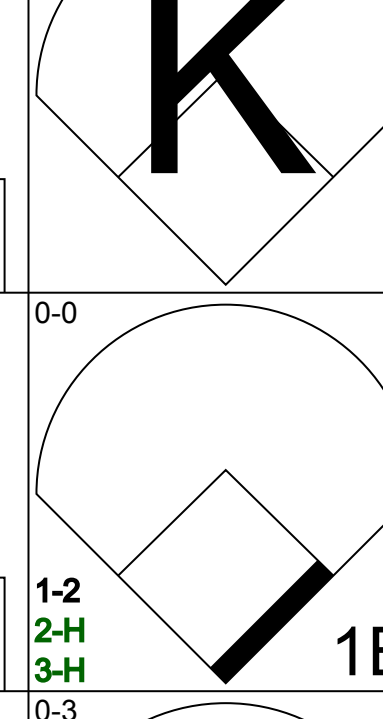
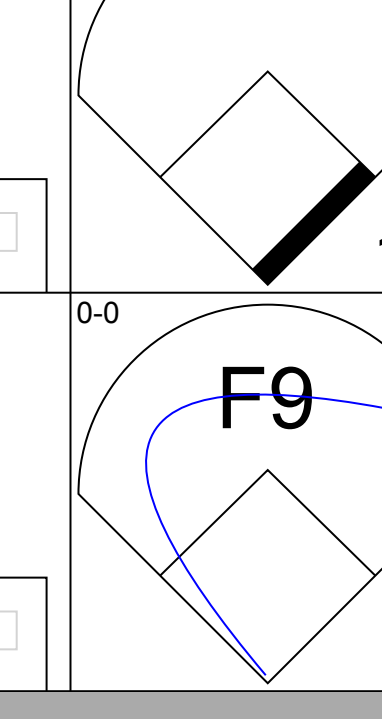
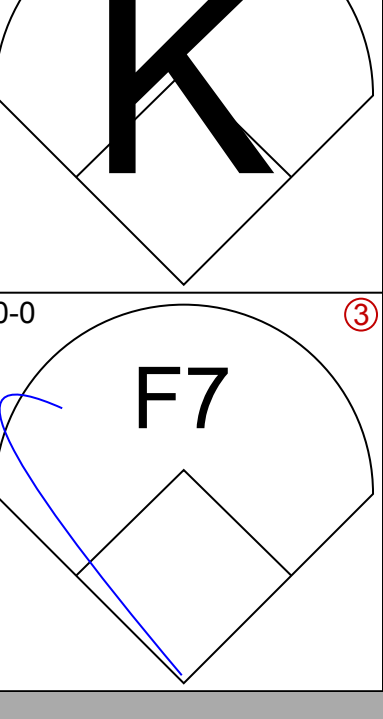
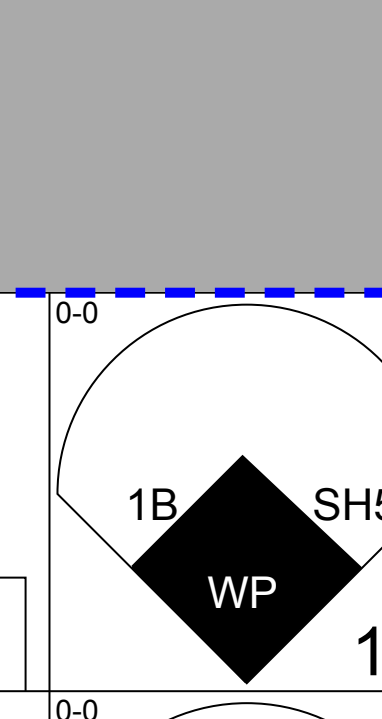
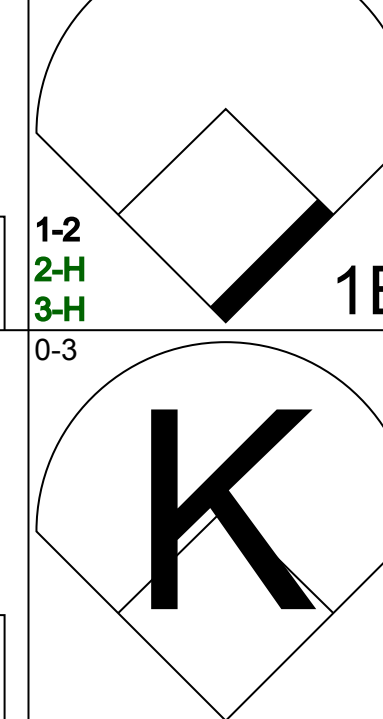
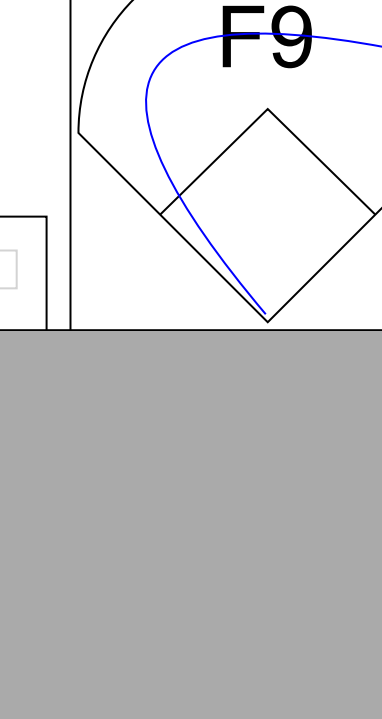
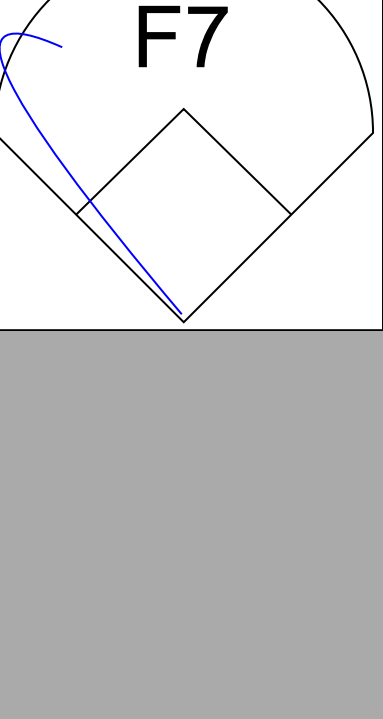
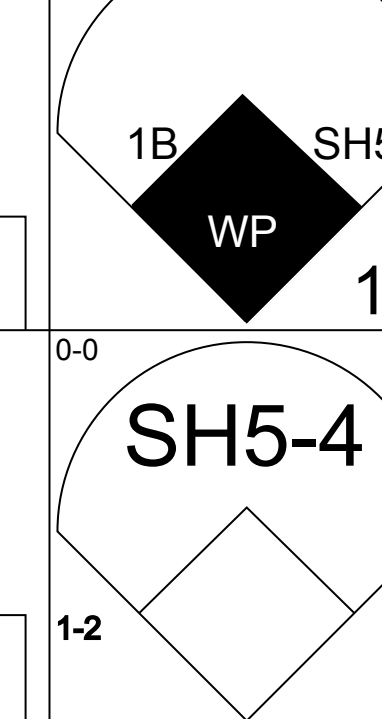
Batter	1	2	3	4	5	6	7	8	9	AB	R	H	RBI	BB	SO	LOB	TOP					
Bert Campaneris, R OBP: 0.331, SLG: 0.390	4-0 CS BB		0-0 1B			0-0 F9		0-0 5-3		3	0	1	0	1	0	0	Kansas City Athletics @ Washington Senators D.C. Stadium, Washington, DC Tue Sep 28 1965, 7:05 PM EDT Unknown					
Wayne Causey, L OBP: 0.342, SLG: 0.344	0-0 4-3		0-0 6-3			0-3 K		0-0 F5		4	0	0	0	0	1	2						
Jose Tartabull, L OBP: 0.376, SLG: 0.429	0-0 3B			0-0 5-3		0-0 F8		0-0 5-3		4	0	1	0	0	0	0						
Ken Harrelson, R OBP: 0.331, SLG: 0.436	0-3 K			4-0 BB		4-0 F8 BB		0-0 6-3		2	0	0	0	2	1	1						
Dick Green, R OBP: 0.312, SLG: 0.368		0-0 6-3		0-0 F5		4-0 1-2 BB		0-0 2B		3	1	1	0	1	0	1						
Billy Bryan, L OBP: 0.315, SLG: 0.443	0-0 1-3			0-0 5-3		0-0 F8		0-0 2B		4	0	1	1	0	0	3						
Jim Landis, R OBP: 0.348, SLG: 0.312		0-0 F6			0-0 1-3		0-0 F9		0-0 6-3		4	0	0	0	0	3						
Tommy Reynolds, R OBP: 0.331, SLG: 0.316			0-0 F9		0-0 F2		0-0 6-3			2	0	0	0	0	0	0						
Santiago Rosario, L OBP: 0.292, SLG: 0.350										1	0	0	0	0	0	2						
Mike Hershberger, R OBP: 0.294, SLG: 0.317										0	0	0	0	0	0	0						
Caffish Hunter, R OBP: 0.158, SLG: 0.184			0-3 K			0-0 6-3		0-0 F8		2	0	0	0	0	1	0						
Jim Dickson, L (5, 1)										0	0	0	0	0	0	0						
Paul Lindblad, L (6, 1)										0	0	0	0	0	0	0						
Larry Stahl, L OBP: 0.236, SLG: 0.394										1	0	0	0	0	0	0						
Ron Tompkins, R (8, 1)										0	0	0	0	0	0	0						
Inning Stats	R: 0 E: 0 K: 1 S: 5	H: 1 LOB: 1 BB: 1 P: 9	R: 0 E: 0 K: 0 S: 3	H: 0 LOB: 0 BB: 0 P: 3	R: 0 E: 0 K: 1 S: 6	H: 1 LOB: 1 BB: 0 P: 6	R: 0 E: 0 K: 0 S: 3	H: 0 LOB: 1 BB: 1 P: 7	R: 0 E: 0 K: 0 S: 3	H: 0 LOB: 0 BB: 0 P: 3	R: 0 E: 0 K: 1 S: 5	H: 0 LOB: 0 BB: 0 P: 5	R: 0 E: 0 K: 0 S: 3	H: 0 LOB: 2 BB: 2 P: 11	R: 0 E: 0 K: 0 S: 3	H: 0 LOB: 0 BB: 0 P: 3	R: 1 E: 0 K: 0 S: 5	H: 2 LOB: 1 BB: 0 P: 5	1B: 1 2B: 2 HR: 0	SF: 0 SAC: 0 HBP: 0	WP: 0 PB: 0 CS: 1	PA: 34
PITCHER Joe Coleman, R ERA: 1.0	IP: 9.0 WLS: W BF: 34 H: 4 R: 1 ER: 1 SO: 3 BB: 4 IBB: 0 HBP: 0 BLK: 0 WP: 0 HR: 0 S: 36 P: 52 ERA: 1.00 WHIP: 0.889															PITCHER						

Batter	1	2	3	4	5	6	7	8	9	AB	R	H	RBI	BB	SO	LOB	BOTTOM			
Don Blasingame, L OBP: 0.287, SLG: 0.299	0-0 4-3		0-0 F6			0-0 SF7		0-0 E 1B		3	0	1	2	0	0	0	Kansas City Athletics @ Washington Senators D.C. Stadium, Washington, DC Tue Sep 28 1965, 7:05 PM EDT Unknown			
Ken McMullen, R OBP: 0.325, SLG: 0.421	0-0 HR		0-0 6-3		0-0 1B 1B	1-3 2H 1B		4-0 1-2 IBB		3	2	2	2	1	0	0				
Bob Chance, L OBP: 0.315, SLG: 0.361	0-0 G1-4-3 1B			0-0 2B	0-0 1B 1B	0-3 K		0-0 K		4	0	3	0	0	1	3				
Frank Howard, R OBP: 0.358, SLG: 0.480	0-0 G1-4-3			0-0 6-3	0-0 1B 1B	0-3 K		0-0 K		4	0	1	1	0	1	2				
Willie Kirkland, L OBP: 0.298, SLG: 0.398	0-0 1-2			0-0 F9	0-0 F9	0-3 K		0-0 K		0	0	0	0	0	0	0				
Dick Nen, L OBP: 0.308, SLG: 0.368		0-0 HR		0-0 F9	0-0 F9	0-3 K		0-0 K		4	1	1	1	0	1	3				
Don Lock, R OBP: 0.315, SLG: 0.378		0-3 K		0-3 K		0-0 F9		0-3 K		4	0	0	0	0	3	1				
Jim French, L OBP: 0.436, SLG: 0.496	0-0 F7				4-0 SH1-4 1B SF7	0-0 BB 1B		0-0 4-3		3	2	1	0	1	0	0				
Ed Brinkman, R OBP: 0.251, SLG: 0.257	0-0 5-3				0-0 SH1-4 1B 1B	4-0 1B BB		0-0 4-3		3	1	1	0	1	0	0				
Joe Coleman, R (1, 1)			0-3 K		0-0 SH1-4	0-3 K		0-3 K		3	0	0	0	0	3	2				
Inning Stats	R: 1 E: 0 K: 0 S: 4	H: 2 LOB: 0 BB: 0 P: 4	R: 1 E: 0 K: 1 S: 6	H: 1 LOB: 0 BB: 0 P: 6	R: 0 E: 0 K: 1 S: 5	H: 0 LOB: 0 BB: 0 P: 5	R: 0 E: 0 K: 1 S: 6	H: 1 LOB: 0 BB: 0 P: 6	R: 3 E: 0 K: 0 S: 7	H: 4 LOB: 2 BB: 1 P: 11	R: 1 E: 0 K: 2 S: 9	H: 2 LOB: 3 BB: 2 P: 17	R: 0 E: 0 K: 3 S: 9	H: 0 LOB: 0 BB: 0 P: 9	R: 0 E: 0 K: 1 S: 5	H: 0 LOB: 0 BB: 0 P: 5	1B: 7 2B: 1 3B: 0 HR: 2	SF: 1 SAC: 1 DP: 1 HBP: 0	WP: 0 PB: 0 CS: 0	PA: 36
PITCHER Caffish Hunter, R ERA: 4.25	IP: 4.2 WLS: L BF: 21 H: 7 R: 5 ER: 5 SO: 3 BB: 1 IBB: 0 HBP: 0 BLK: 0 WP: 0 HR: 2 S: 26 P: 30 ERA: 9.64 WHIP: 1.714															PITCHER				
Jim Dickson, R ERA: 3.49	1.0	8	3	1	1	1	1	1	0	0	0	8	16	9.00	4.000					
Paul Lindblad, L ERA: 6.23	1.1	4	0	0	0	4	0	0	0	0	0	12	12	0.00	0.000					
Ron Tompkins, R ERA: 2.25	1.0	3	0	0	0	1	0	0	0	0	0	5	5	0.00	0.000					

Batter	1	2	3	4	5	6	7	8	9	AB	R	H	RBI	BB	SO	LOB	TOP										
Bert Campaneris, R OBP: 0.330, SLG: 0.388 (1, 6)	F5		FC4-6 1B	FC4-6 1B		F7		K		5	1	1	0	0	1	3	Kansas City Athletics @ Washington Senators D.C. Stadium, Washington, DC Tue Sep 28 1965, 7:05 PM EDT Att: 1,664 - Unknown livebaseballscorecards.com										
Larry Stahl, L OBP: 0.250, SLG: 0.429 (1, 7)	4-1		SF9 3B	1-2 2-3 1B		4-3		K		4	1	2	3	0	0	0											
Jim Landis, R OBP: 0.347, SLG: 0.311 (9, PH)			SF9 3B	1-2 3-H 1B		4-3		K		1	0	0	0	0	1	0											
Jose Tartabull, L OBP: 0.372, SLG: 0.430 (1, 8)	WP 2B		SF9	F4		F4		1-3		4	0	1	1	0	0	2											
Ed Charles, R OBP: 0.331, SLG: 0.391 (1, 5)	6-3		F4					4-3		5	1	1	0	0	1	1											
Ken Harrelson, R OBP: 0.331, SLG: 0.433 (1, 3)			F8			6-3		F2		3	1	0	0	1	0	1											
Dick Green, R OBP: 0.313, SLG: 0.371 (1, 4)			F6			6-3		K		4	2	2	1	0	1	0											
Mike Hershberger, R OBP: 0.294, SLG: 0.319 (1, 9)			6-3			6-3		6-3		4	0	1	2	0	0	1											
Rene Lachemann, R OBP: 0.263, SLG: 0.390 (1, 2)			1-3			FC1-5		FC1-5		4	1	2	1	0	0	1											
John O'Donoghue, R OBP: 0.232, SLG: 0.291 (1, 1)			1-3			FC4-6 SH 1B		FC1-5		2	1	1	0	0	1	1											
Don Mossi, L (6, 1)			1B 3B 1B			SH FC4-6		FC5-4-6		1	0	0	0	0	0	1											
Inning Stats	R: 0 E: 0 K: 0 S: 4	H: 1 LOB: 1 BB: 0 P: 4	R: 0 E: 0 K: 0 S: 3	H: 0 LOB: 0 BB: 0 P: 3	R: 3 E: 0 K: 0 S: 6	H: 3 LOB: 0 BB: 0 P: 6	R: 3 E: 1 K: 0 S: 7	H: 3 LOB: 2 BB: 1 P: 11	R: 2 E: 0 K: 1 S: 8	H: 3 LOB: 1 BB: 0 P: 8	R: 0 E: 0 K: 0 S: 3	H: 0 LOB: 0 BB: 0 P: 3	R: 0 E: 0 K: 1 S: 6	H: 1 LOB: 1 BB: 0 P: 6	R: 0 E: 0 K: 1 S: 5	H: 0 LOB: 0 BB: 0 P: 5	1B: 6 2B: 4 3B: 1 HR: 0	SF: 1 SAC: 1 DP: 0 HBP: 0	WP: 1 PB: 0 CS: 0	PA: 40							
PITCHER	IP	WLS	BF	H	R	ER	SO	BB	IBB	HBP	BLK	WP	HR	S	P	ERA	WHIP										
Pete Craig, R ERA: 8.16 (1, 1)	3.1	L	17	6	6	5	0	1	0	0	0	1	0	16	20	13.50	2.100										
Buster Narum, R ERA: 4.42 (4, 1)	1.2		10	4	2	2	1	0	0	0	0	0	0	12	12	10.80	2.400										
Steve Ridzik, R ERA: 3.96 (6, 1)	1.0		3	0	0	0	0	0	0	0	0	0	0	3	3	0.00	0.000										
Howie Koplitz, R ERA: 4.04 (7, 1)	2.0		7	1	0	0	3	0	0	0	0	0	0	13	13	0.00	0.500										
Mike McCormick, L ERA: 3.37 (9, 1)	1.0		3	0	0	0	1	0	0	0	0	0	0	5	5	0.00	0.000										

Batter	1	2	3	4	5	6	7	8	9	AB	R	H	RBI	BB	SO	LOB	BOTTOM										
Ed Brinkman, R OBP: 0.248, SLG: 0.254 (1, 6)	K		6-3			F9		F2		5	0	0	0	0	1	2	Kansas City Athletics @ Washington Senators D.C. Stadium, Washington, DC Tue Sep 28 1965, 7:05 PM EDT Att: 1,664 - Unknown livebaseballscorecards.com										
Ken McMullen, R OBP: 0.328, SLG: 0.425 (1, 5)	HR		1-3			6-3		K		5	1	1	1	0	1	2											
Woodie Held, R OBP: 0.344, SLG: 0.454 (1, 9)	F6		4-3			1B HR 4-3 1B		F5		5	1	1	0	0	0	0											
Frank Howard, R OBP: 0.359, SLG: 0.482 (1, 7)	BB		F9			4-3		F5		4	0	1	0	1	0	1											
Don Lock, R OBP: 0.317, SLG: 0.377 (1, 8)	BB		4-3			4-3		K		3	1	1	0	1	1	1											
Brant Aleva, R OBP: 0.300, SLG: 0.900 (1, 3)	K2-3		2B 1B			HR		F7		4	2	2	3	0	1	3											
Paul Casanova, R OBP: 0.667, SLG: 0.800 (1, 2)			K			1B 2B		1B		4	1	3	1	0	1	0											
Don Blasingame, L OBP: 0.285, SLG: 0.296 (1, 4)			4-3			K		K		4	0	0	0	0	2	3											
Pete Craig, L OBP: 0.276, SLG: 0.667 (1, 1)			1-3			F8		F8		1	0	0	0	0	0	0											
Buster Narum, R OBP: 0.083, SLG: 0.109 (4, 1)						F8		F8		0	0	0	0	0	0	0											
Ken Harrelson, R OBP: 0.331, SLG: 0.371 (9, PH)						F8		F8		1	0	0	0	0	0	0											
Steve Ridzik, R OBP: 0.347, SLG: 0.278 (6, 1)						F8		F8		0	0	0	0	0	0	0											
Don Zimmer, R OBP: 0.285, SLG: 0.253 (6, PH)						F8		F8		1	0	0	0	0	0	1											
Howie Koplitz, R OBP: 0.285, SLG: 0.100 (7, 1)						F8		F8		0	0	0	0	0	0	0											
Willie Kirkland, L OBP: 0.285, SLG: 0.397 (6, PH)						F8		F8		1	0	0	0	0	0	1											
Mike McCormick, L OBP: 0.199, SLG: 0.073 (9, 1)						F8		F8		0	0	0	0	0	0	0											
Inning Stats	R: 1 E: 0 K: 2 S: 8	H: 1 LOB: 2 BB: 2 P: 16	R: 0 E: 0 K: 1 S: 5	H: 0 LOB: 0 BB: 0 P: 5	R: 0 E: 0 K: 0 S: 3	H: 0 LOB: 0 BB: 0 P: 3	R: 1 E: 0 K: 1 S: 7	H: 2 LOB: 1 BB: 0 P: 7	R: 0 E: 0 K: 0 S: 3	H: 0 LOB: 0 BB: 0 P: 3	R: 4 E: 2 K: 1 S: 11	H: 4 LOB: 2 BB: 0 P: 11	R: 0 E: 0 K: 1 S: 6	H: 1 LOB: 1 BB: 0 P: 6	R: 0 E: 0 K: 1 S: 6	H: 1 LOB: 1 BB: 0 P: 6	R: 0 E: 0 K: 0 S: 3	H: 0 LOB: 0 BB: 0 P: 3	1B: 5 2B: 1 3B: 1 HR: 2	SF: 0 SAC: 0 DP: 0 HBP: 0	WP: 0 PB: 1 CS: 0	PA: 40					
PITCHER	IP	WLS	BF	H	R	ER	SO	BB	IBB	HBP	BLK	WP	HR	S	P	ERA	WHIP										
John O'Donoghue, L ERA: 3.85 (1, 1)	5.1	W	24	3	1	0	3	0	0	0	0	0	0	22	22	0.00	0.818										
Don Mossi, L ERA: 3.44 (6, 1)	3.2	S	16	3	1	0	3	0	0	0	0	0	0	22	22	0.00	0.818										

Batter	1	2	3	4	5	6	7	8	9	AB	R	H	RBI	BB	SO	LOB	TOP
Bert Campaneris, R OBP: 0.328, SLG: 0.385 (1, 6)										4	0	0	0	0	1	1	<p>Kansas City Athletics @ Washington Senators D.C. Stadium, Washington, DC Wed Sep 29 1965, 7:05 PM EDT Att: 1,206 - Unknown</p> <p>livebaseballscorecards.com</p>
Larry Stahl, L OBP: 0.275, SLG: 0.438 (1, 7)										3	0	2	0	1	0	0	
Jose Tartabull, L OBP: 0.365, SLG: 0.422 (1, 8)										4	0	0	0	0	0	3	
Ed Charles, R OBP: 0.332, SLG: 0.390 (1, 5)										3	0	1	0	1	0	1	
Ken Harrelson, R OBP: 0.332, SLG: 0.432 (1, 3)										2	0	0	0	2	0	2	
Dick Green, R OBP: 0.312, SLG: 0.369 (1, 4)										3	0	0	0	0	1	2	
Billy Bryan, L OBP: 0.315, SLG: 0.442 (1, 2)										3	0	1	0	0	0	0	
Mike Hershberger, R OBP: 0.292, SLG: 0.317 (1, 9)										3	0	0	0	0	0	2	
Diego Segui, R OBP: 0.234, SLG: 0.298 Lew Krausse, R OBP: 0.341, SLG: 0.384 Wayne Causey, L OBP: 0.267, SLG: 0.397 Aurelio Monteagudo, R OBP: 0.346, SLG: 0.456 Santiago Rosario, L OBP: 0.318, SLG: 0.376 John Wyatt, R OBP: 0.377, SLG: 0.330 (1, 1) (1, 1) (5, PH) (5, 1) (8, PH) (8, 1)										0	0	0	0	0	0	0	
Inning Stats	R: 0 H: 0 E: 0 K: 1 S: 5	H: 0 R: 0 ER: 0 SO: 3 BB: 1 P: 9	R: 0 H: 1 E: 0 K: 1 S: 5	H: 1 R: 0 ER: 0 SO: 3 BB: 1 P: 9	R: 0 H: 0 E: 0 K: 1 S: 5	H: 0 R: 0 ER: 0 SO: 3 BB: 0 P: 5	R: 0 H: 0 E: 0 K: 0 S: 3	H: 0 R: 0 ER: 0 SO: 3 BB: 0 P: 7	R: 0 H: 0 E: 0 K: 0 S: 3	H: 1 R: 0 ER: 0 SO: 3 BB: 0 P: 3	R: 0 H: 1 E: 0 K: 0 S: 3	H: 1 R: 0 ER: 0 SO: 4 BB: 0 P: 4	R: 0 H: 1 E: 0 K: 0 S: 3	H: 1 R: 0 ER: 0 SO: 7 BB: 1 P: 7	1B: 5 2B: 0 3B: 0 HR: 0	SF: 0 SAC: 0 DP: 4 HBP: 0	
PITCHER Jim Hannan, R ERA: 4.91 (1, 1)	IP: 9.0 WLS: W BF: 32 H: 5 R: 0 ER: 0 SO: 3 BB: 4 IBB: 0 HBP: 0 BLK: 0 WP: 0 HR: 0 S: 34 P: 50 ERA: 0.00 WHIP: 1.000																

Batter	1	2	3	4	5	6	7	8	9	AB	R	H	RBI	BB	SO	LOB	BOTTOM		
Don Blasingame, L OBP: 0.288, SLG: 0.298 (1, 4)										4	2	2	0	1	0	0	<p>Kansas City Athletics @ Washington Senators D.C. Stadium, Washington, DC Wed Sep 29 1965, 7:05 PM EDT Att: 1,206 - Unknown</p> <p>livebaseballscorecards.com</p>		
Ken McMullen, R OBP: 0.328, SLG: 0.423 (1, 5)										3	2	0	0	2	1	1			
Bob Chance, L OBP: 0.317, SLG: 0.376 Willie Kirkland, L OBP: 0.267, SLG: 0.397 (1, 9) (6, PH) (9, 9)										4	1	2	0	0	0	1			
Frank Howard, R OBP: 0.356, SLG: 0.478 Woodie Held, R OBP: 0.346, SLG: 0.456 (1, 7) (8, 7)										4	1	0	1	0	1	4			
Dick Nen, L OBP: 0.317, SLG: 0.376 Joe Cunningham, L OBP: 0.377, SLG: 0.330 (1, 3) (9, 3)										3	1	2	1	1	0	0			
Don Lock, R OBP: 0.318, SLG: 0.376 (1, 8)										4	0	1	1	1	1	3			
Paul Casanova, R OBP: 0.500, SLG: 0.556 (1, 2)										4	0	1	0	0	2	7			
Ed Brinkman, R OBP: 0.251, SLG: 0.256 (1, 6)										4	1	2	2	0	0	4			
Jim Hannan, R ERA: 3.25 (1, 1)										3	0	0	0	0	3	2			
Inning Stats	R: 4 H: 2 E: 1 K: 3 S: 12	H: 2 R: 1 ER: 1 SO: 8 BB: 3 P: 24	R: 0 H: 1 E: 0 K: 2 S: 8	H: 1 R: 0 ER: 0 SO: 8 BB: 0 P: 8	R: 0 H: 1 E: 0 K: 0 S: 4	H: 1 R: 0 ER: 0 SO: 4 BB: 0 P: 4	R: 0 H: 0 E: 0 K: 1 S: 5	H: 0 R: 0 ER: 0 SO: 5 BB: 0 P: 5	R: 0 H: 2 E: 0 K: 1 S: 7	H: 2 R: 0 ER: 0 SO: 11 BB: 1 P: 11	R: 0 H: 0 E: 0 K: 1 S: 5	H: 0 R: 1 ER: 1 SO: 5 BB: 0 P: 5	R: 1 H: 1 E: 1 K: 0 S: 5	H: 1 R: 0 ER: 0 SO: 5 BB: 0 P: 5	R: 4 H: 4 E: 0 K: 0 S: 6	H: 4 R: 0 ER: 0 SO: 11 BB: 1 P: 11		1B: 10 2B: 1 3B: 0 HR: 0	SF: 1 SAC: 1 DP: 0 HBP: 1
PITCHER Diego Segui, R ERA: 4.83 Lew Krausse, R ERA: 5.04 Aurelio Monteagudo, R ERA: 3.98 John Wyatt, R ERA: 3.25 (1, 1) (1, 1) (5, 1) (8, 1)	IP: 0.0 WLS: L BF: 5 H: 1 R: 4 ER: 1 SO: 0 BB: 3 IBB: 0 HBP: 0 BLK: 0 WP: 0 HR: 0 S: 14 P: 27 ERA: 0.00 WHIP: 0.750																		

Batter	1	2	3	4	5	6	7	8	9	AB R H RBI BB SO LOB	TOP											
Don Wert, R OBP: 0.339, SLG: 0.360 (1, 5)										3 1 0 0 2 1 2	Detroit Tigers @ Washington Senators D.C. Stadium, Washington, DC Sat Oct 02 1965, 3:33 AM EDT Unknown											
Jerry Lumpe, L OBP: 0.332, SLG: 0.323 (1, 4)										4 0 1 0 0 0 2												
Norm Cash, L OBP: 0.372, SLG: 0.514 (1, 3)										2 2 1 0 3 0 1												
Gates Brown, L OBP: 0.307, SLG: 0.471 (1, 7)										4 2 2 1 1 1 4												
Willie Horton, R OBP: 0.342, SLG: 0.488 (1, 9)										3 2 1 2 1 0 3												
Bill Freehan, R OBP: 0.307, SLG: 0.341 (1, 2)										4 1 1 1 0 1 2												
Mickey Stanley, R OBP: 0.296, SLG: 0.377 (1, 8)										5 0 2 3 0 1 2												
Ray Oyler, R OBP: 0.261, SLG: 0.298 (1, 6)										5 1 1 0 0 2 3												
Denny McLain, R OBP: 0.123, SLG: 0.054 (1, 1)										3 0 0 0 1 2 2												
Inning Stats	R: 0 E: 0 K: 1 S: 6	H: 1 LOB: 2 BB: 1 P: 10	R: 0 E: 0 K: 2 S: 7	H: 0 LOB: 0 BB: 0 P: 7	R: 0 E: 0 K: 0 S: 3	H: 0 LOB: 1 BB: 1 P: 7	R: 1 E: 0 K: 0 S: 4	H: 1 LOB: 1 BB: 1 P: 8	R: 0 E: 0 K: 1 S: 5	H: 0 LOB: 0 BB: 0 P: 5	R: 1 E: 0 K: 1 S: 6	H: 1 LOB: 2 BB: 1 P: 10	R: 1 E: 0 K: 1 S: 7	H: 2 LOB: 2 BB: 1 P: 11	R: 1 E: 0 K: 1 S: 7	H: 2 LOB: 1 BB: 0 P: 7	R: 5 E: 1 K: 1 S: 8	H: 2 LOB: 1 BB: 3 P: 20	1B: 6 2B: 2 3B: 0 HR: 1	SF: 1 SAC: 3 DP: 0 HBP: 0	WP: 1 PB: 0 SB: 0 CS: 0	PA: 45
PITCHER	IP WLS BF H R ER SO BB IBB HBP BLK WP HR S P ERA WHIP																					
Jim Duckworth, R ERA: 3.94 (1, 1)	6.0 L 25 3 2 2 5 4 0 0 0 0 0 1 31 47 3.00 1.167																					
Buster Narum, R ERA: 4.45 (7, 1)	0.2 5 2 1 1 1 1 0 0 0 0 1 0 6 10 13.50 4.500																					
Mike McCormick, L ERA: 3.36 (7, 1)	0.1 1 0 0 0 0 0 0 0 0 0 0 0 1 1 0.00 0.000																					
Phil Ortega, R ERA: 5.11 (8, 1)	1.1 9 2 4 4 1 2 1 0 0 0 0 0 8 20 27.00 3.000																					
Steve Ryzak, R ERA: 4.02 (9, 1)	0.2 5 2 2 1 1 0 0 0 0 0 0 0 7 7 13.50 3.000																					

Batter	1	2	3	4	5	6	7	8	9	AB R H RBI BB SO LOB	BOTTOM											
Don Blasingame, L OBP: 0.288, SLG: 0.295 (1, 4)										3 0 0 0 1 0 0	Detroit Tigers @ Washington Senators D.C. Stadium, Washington, DC Sat Oct 02 1965, 3:33 AM EDT Unknown											
Joe Cunningham, L OBP: 0.375, SLG: 0.328 (1, 3)										4 0 1 0 0 1 1												
Willie Kirkland, L OBP: 0.266, SLG: 0.395 (1, 7)										4 0 1 0 0 1 1												
Jim King, L OBP: 0.337, SLG: 0.430 (1, 9)										3 0 0 0 1 0 3												
Ken McMullen, R OBP: 0.326, SLG: 0.419 (1, 5)										4 0 0 0 0 0 1												
Don Lock, R OBP: 0.318, SLG: 0.374 (8, FH)										2 0 0 0 1 0 0 0 1 0 0 1 0 0												
Jim French, L OBP: 0.442, SLG: 0.490 (1, 2)										3 0 1 0 1 1 1												
Ed Brinkman, R OBP: 0.253, SLG: 0.259 (1, 6)										4 0 2 0 0 0 1												
Jim Duckworth, R ERA: 3.94 (1, 1)										2 0 0 0 0 1 1 0 0 0 0 0 0 0 0 0 0 0 0 0 0 1 0 0 0 0 0 2 0 0 0 0 0 0 0 0 0 0 0 0 0 1 1 0 0 0 0 0 1												
Buster Narum, R ERA: 4.45 (7, 1)																						
Mike McCormick, L ERA: 3.36 (7, 1)																						
Bob Chance, R ERA: 5.11 (8, 1)																						
Phil Ortega, R ERA: 5.11 (8, 1)																						
Steve Ryzak, R ERA: 4.02 (9, 1)																						
Frank Howard, R ERA: 4.02 (9, 1)																						
Inning Stats	R: 0 E: 0 K: 0 S: 3	H: 0 LOB: 0 BB: 0 P: 3	R: 0 E: 0 K: 0 S: 3	H: 0 LOB: 0 BB: 1 P: 7	R: 0 E: 0 K: 0 S: 3	H: 0 LOB: 0 BB: 0 P: 3	R: 0 E: 0 K: 1 S: 5	H: 0 LOB: 1 BB: 1 P: 9	R: 0 E: 0 K: 2 S: 8	H: 1 LOB: 1 BB: 0 P: 8	R: 0 E: 0 K: 0 S: 4	H: 2 LOB: 1 BB: 0 P: 4	R: 0 E: 0 K: 0 S: 4	H: 1 LOB: 2 BB: 1 P: 8	R: 0 E: 0 K: 1 S: 5	H: 0 LOB: 1 BB: 1 P: 9	R: 1 E: 1 K: 1 S: 6	H: 1 LOB: 1 BB: 1 P: 10	1B: 5 2B: 0 3B: 0 HR: 0	SF: 0 SAC: 0 DP: 1 HBP: 0	WP: 0 PB: 0 SB: 0 CS: 0	PA: 36
PITCHER	IP WLS BF H R ER SO BB IBB HBP BLK WP HR S P ERA WHIP																					
Denny McLain, R ERA: 2.61 (1, 1)	9.0 W 36 5 1 0 5 5 0 0 0 0 0 0 41 61 0.00 1.111																					

Batter	1	2	3	4	5	6	7	8	9	AB	R	H	RBI	BB	SO	LOB	TOP																			
Don Wert, R OBP: 0.341, SLG: 0.363 (1, 5)	6-3		WP E BB		F6		2B		1B	4	1	2	0	1	0	0	Detroit Tigers @ Washington Senators D.C. Stadium, Washington, DC Sat Oct 02 1965, 3:38 AM EDT Att: 1,908 - Unknown																			
Bill Freehan, R OBP: 0.305, SLG: 0.339 (1, 2)	F5		E9			HR BB BB	L7		SF9	3	1	0	1	1	0	1																				
Norm Cash, L OBP: 0.371, SLG: 0.510 (1, 3)	4-3		F9			HR BB	K		F9	4	1	0	0	1	1	3																				
Willie Horton, R OBP: 0.341, SLG: 0.492 (1, 7)		K			F9			5-3		4	1	1	3	0	1	0																				
Don Demeter, R OBP: 0.324, SLG: 0.461 (1, 9)	F5				S BB	HR	F8		E5 FC6-4	3	0	0	0	1	0	0																				
Mickey Stanley, R OBP: 0.256, SLG: 0.368 (1, 8)	K				K				F9	3	0	0	0	1	2	2																				
George Smith, R OBP: 0.143, SLG: 0.151 (1, 4)					F9				FC6-4	4	0	0	0	0	0	3																				
Ray Oyler, R OBP: 0.265, SLG: 0.298 (1, 6)			WP E BB		F3		5-3		1B SH1-4 SF9 1B	3	2	1	0	1	0	1																				
Mickey Lolich, S OBP: 0.080, SLG: 0.058 (1, 1)			F9		F9				SH1-4	3	0	0	0	0	1	1																				
Inning Stats	R: 0 E: 0 K: 0 S: 3	H: 0 LOB: 0 BB: 0 P: 3	R: 0 E: 0 K: 2 S: 7	H: 0 LOB: 0 BB: 0 P: 7	R: 2 E: 1 K: 0 S: 4	H: 0 LOB: 1 BB: 2 P: 12	R: 0 E: 0 K: 1 S: 5	H: 0 LOB: 0 BB: 1 P: 9	R: 0 E: 0 K: 0 S: 3	H: 0 LOB: 0 BB: 0 P: 3	R: 3 E: 0 K: 0 S: 4	H: 1 LOB: 1 BB: 3 P: 16	R: 0 E: 0 K: 2 S: 8	H: 1 LOB: 1 BB: 0 P: 8	R: 0 E: 1 K: 0 S: 4	H: 0 LOB: 1 BB: 0 P: 4		R: 1 E: 0 K: 0 S: 5	H: 2 LOB: 1 BB: 0 P: 5	1B: 2 2B: 1 3B: 0 HR: 1	SF: 1 SAC: 1 DP: 0 HBP: 0	WP: 1 PB: 0 SB: 2 CS: 0	PA: 39													
PITCHER	IP	WLS	BF	H	R	ER	SO	BB	IBB	HBP	BLK	WP	HR	S	P	ERA	WHIP	PITCHER		IP	WLS	BF	H	R	ER	SO	BB	IBB	HBP	BLK	WP	HR	S	P	ERA	WHIP
Pete Richert, L ERA: 2.6 (1, 1)	7.0	L	30	2	5	3	5	6	0	0	0	1	1	34	58	3.86	1.143			7.0	L	30	2	5	3	5	6	0	0	0	1	1	34	58	3.86	1.143
Howie Koplitz, R ERA: 4.05 (8, 1)	2.0		9	2	1	1	0	0	0	0	0	0	0	9	9	4.50	1.000			2.0		9	2	1	1	0	0	0	0	0	0	9	9	4.50	1.000	

AB	31
R	6
H	4
RBI	4
BB	6
SO	5
LOB	11



Batter	1	2	3	4	5	6	7	8	9	AB	R	H	RBI	BB	SO	LOB	BOTTOM																			
Ed Brinkman, R OBP: 0.250, SLG: 0.256 (1, 6)	F9		F4		E6 1B		K		6-3	5	1	0	0	0	1	2	Detroit Tigers @ Washington Senators D.C. Stadium, Washington, DC Sat Oct 02 1965, 3:38 AM EDT Att: 1,908 - Unknown																			
Ken McMullen, R OBP: 0.326, SLG: 0.418 (1, 5)	F5				5-3					4	0	1	0	0	0	1																				
Frank Howard, R OBP: 0.357, SLG: 0.478 (1, 7)					F9				F5	4	0	2	1	0	0	1																				
Woodie Held, R OBP: 0.347, SLG: 0.453 (1, 9)	F4				BB				5-3	2	0	0	0	2	0	1																				
Brant Aylea, R OBP: 0.286, SLG: 0.692 (1, 3)			L7						K	3	0	0	0	1	1	3																				
Don Lock, R OBP: 0.315, SLG: 0.371 (1, 8)			5-3		5-3				F3	4	0	0	0	0	1	2																				
Paul Casanova, R OBP: 0.357, SLG: 0.385 (1, 2)			6-3						6-3	4	0	0	0	0	0	0																				
Don Blasingame, L OBP: 0.288, SLG: 0.293 (1, 4)			F9						4-3	3	1	0	0	1	0	0																				
Pete Richert, L OBP: 0.194, SLG: 0.156 (1, 1)									6-3	1	0	0	0	0	1	0																				
Ken Hamlin, R OBP: 0.333, SLG: 0.370 (7, PH)										1	0	0	0	0	0	0																				
Howie Koplitz, R OBP: 0.129, SLG: 0.100 (8, 1)										0	0	0	0	0	0	0																				
Don Zimmer, R OBP: 0.284, SLG: 0.252 (8, PH)										1	0	0	0	0	0	0																				
Inning Stats	R: 0 E: 0 K: 0 S: 4	H: 1 LOB: 1 BB: 0 P: 4	R: 0 E: 0 K: 0 S: 3	H: 0 LOB: 0 BB: 0 P: 3	R: 0 E: 0 K: 1 S: 5	H: 0 LOB: 0 BB: 0 P: 5	R: 0 E: 0 K: 0 S: 3	H: 0 LOB: 2 BB: 2 P: 11	R: 2 E: 2 K: 0 S: 6	H: 1 LOB: 3 BB: 2 P: 14	R: 0 E: 0 K: 0 S: 3	H: 0 LOB: 0 BB: 0 P: 3	R: 0 E: 0 K: 1 S: 6	H: 1 LOB: 1 BB: 0 P: 6	R: 0 E: 0 K: 2 S: 7	H: 0 LOB: 0 BB: 0 P: 7	R: 0 E: 1 K: 0 S: 4	H: 0 LOB: 1 BB: 0 P: 4	1B: 3 2B: 0 3B: 0 HR: 0	SF: 0 SAC: 1 DP: 0 HBP: 0	WP: 0 PB: 0 SB: 0 CS: 0	PA: 37														
PITCHER	IP	WLS	BF	H	R	ER	SO	BB	IBB	HBP	BLK	WP	HR	S	P	ERA	WHIP	PITCHER		IP	WLS	BF	H	R	ER	SO	BB	IBB	HBP	BLK	WP	HR	S	P	ERA	WHIP
Mickey Lolich, L ERA: 3.44 (1, 1)	9.0	W	37	3	2	0	4	4	0	0	0	0	0	41	57	0.00	0.778			9.0	W	37	3	2	0	4	4	0	0	0	0	41	57	0.00	0.778	

AB	32
R	2
H	3
RBI	1
BB	4
SO	4
LOB	10



Batter	1	2	3	4	5	6	7	8	9	AB	R	H	RBI	BB	SO	LOB	TOP			
Don Wert, R OBP: 0.341, SLG: 0.363 (1, 5)	0-0 6-3		0-0 5-3		0-0 1B			0-0 SH1-4		3	0	1	0	0	0	1	Detroit Tigers @ Washington Senators D.C. Stadium, Washington, DC Sun Oct 03 1965, 3:33 AM EDT Att: 3,066 - Unknown			
Jerry Lumpe, L OBP: 0.333, SLG: 0.323 Gates Brown, L OBP: 0.305, SLG: 0.467 (1, 4) (3, 7)	0-0 F5		4-0 2B BB		0-0 F9			0-0 1-3		1	1	0	0	1	0	0				
Norm Cash, L OBP: 0.371, SLG: 0.512 Bill Roman, L OBP: 0.138, SLG: 0.074 (1, 3) (3, PR) (3, 3)	0-0 F8		0-0 2B		0-0 F8			0-0 G3		2	0	1	2	0	0	0				
Willie Horton, R OBP: 0.340, SLG: 0.490 (1, 7) (3, 5)		0-3 K	0-0 F9		0-3 K			0-0 FC4-6 1B		4	0	1	0	0	2	1				
Jim Northrup, L OBP: 0.253, SLG: 0.315 (1, 9)		0-0 FC5-4 1B		0-0 6-3		0-0 F8		0-0 FC4-6 BB		4	0	1	0	0	0	1				
Wayne Redmond, R (1, 8)		0-0 FC5-4 1-2		0-3 K			0-0 5-3	0-0 F7		4	0	0	0	0	1	2				
John Sullivan, L OBP: 0.340, SLG: 0.337 Mickey Stanley, R OBP: 0.256, SLG: 0.368 (1, 2) (9, PR)	0-0 4-3		0-0 F8		0-0 F8		4-0 G1-6-3 BB	4-0 BB		2	0	0	0	2	0	1				
Ray Oyler, R OBP: 0.265, SLG: 0.294 (1, 6)			4-0 5-3 SH1-4 2B BB		0-3 K		0-0 G1-6-3 1-2	0-0 F8		3	1	0	0	1	1	3				
Joe Sparma, R OBP: 0.179, SLG: 0.154 Leo Marentette, R (6, 1)			0-0 SH1-4		0-0 4-3			0-0 SH1-4 1B		1	0	0	0	0	0	0				
Don Demeter, R OBP: 0.325, SLG: 0.463 Dave Wickersham, R OBP: 0.085, SLG: 0.069 (8, PH) (8, 1)			1-2							1	0	1	0	0	0	0				
Inning Stats	R: 0 E: 0 K: 0 S: 3	H: 0 LOB: 0 BB: 0 P: 3	R: 0 E: 0 K: 1 S: 6	H: 1 LOB: 1 BB: 0 P: 6	R: 2 E: 0 K: 0 S: 4	H: 1 LOB: 1 BB: 2 P: 12	R: 0 E: 0 K: 1 S: 5	H: 0 LOB: 0 BB: 0 P: 5	R: 0 E: 0 K: 1 S: 5	H: 0 LOB: 0 BB: 1 P: 6	R: 0 E: 0 K: 0 S: 2	H: 0 LOB: 0 BB: 1 P: 6	R: 0 E: 0 K: 0 S: 4	H: 1 LOB: 1 BB: 0 P: 4	R: 0 E: 0 K: 0 S: 4	H: 1 LOB: 2 BB: 1 P: 8	1B: 4 2B: 1 3B: 0 HR: 0	SF: 0 SAC: 2 DP: 1 HBP: 0	WP: 0 PB: 0 SB: 0 CS: 0	PA: 35
PITCHER Joe Coleman, R ERA: 1.5 (1, 1)	IP: 9.0 WLS: W BF: 35 H: 5 R: 2 ER: 2 SO: 4 BB: 4 IBB: 0 HBP: 0 BLK: 0 WP: 0 HR: 0 S: 39 P: 55 ERA: 2.00 WHIP: 1.000															PITCHER IP: WLS: BF: H: R: ER: SO: BB: IBB: HBP: BLK: WP: HR: S: P: ERA: WHIP:				

Batter	1	2	3	4	5	6	7	8	9	AB	R	H	RBI	BB	SO	LOB	BOTTOM			
Don Blasingame, L OBP: 0.285, SLG: 0.290 (1, 4)	0-3 K		0-0 F8		0-0 5-3			0-3 K		4	0	0	0	0	2	2	Detroit Tigers @ Washington Senators D.C. Stadium, Washington, DC Sun Oct 03 1965, 3:33 AM EDT Att: 3,066 - Unknown			
Ken McMullen, R OBP: 0.323, SLG: 0.415 (1, 5)	0-0 F3		0-0 1-3		0-0 L7			0-0 1-3		4	0	0	0	0	0	0				
Dick Nen, L OBP: 0.312, SLG: 0.370 (1, 3)	0-3 K		0-0 F7		0-0 3-1			0-3 K		4	0	0	0	0	2	0				
Frank Howard, R OBP: 0.358, SLG: 0.477 Don Lock, R OBP: 0.315, SLG: 0.371 (1, 7) (6, PR) (7, 8)		4-0 2B BB	0-0 5-3		4-0 L7 BB			0-0 L7		1	1	0	0	2	0	0				
Willie Kirkland, L OBP: 0.270, SLG: 0.401 (1, 9)		0-0 1B 2B		0-0 1B FC4 1B		0-0 L7		0-0 1-2		3	2	2	1	0	0	1				
Woodie Held, R OBP: 0.347, SLG: 0.452 (1, 8) (7, 7)		0-0 F3		0-0 FC4 1B		0-3 K				3	0	1	0	0	1	2				
Jim French, L OBP: 0.435, SLG: 0.378 (1, 2)		4-0 1B BB		0-0 FC4 FC1-6 1-2		0-0 G3				2	0	0	1	1	0	1				
Ed Brinkman, R OBP: 0.251, SLG: 0.256 (1, 6)		0-0 1B		0-0 F8		0-0 F8				3	0	1	1	0	0	1				
Joe Coleman, R (1, 1)		0-3 K		0-0 FC1-6 1-2		0-3 K				3	0	0	0	0	2	3				
Inning Stats	R: 0 E: 0 K: 2 S: 7	H: 0 LOB: 0 BB: 0 P: 7	R: 2 E: 0 K: 1 S: 7	H: 2 LOB: 2 BB: 2 P: 15	R: 0 E: 0 K: 0 S: 3	H: 0 LOB: 0 BB: 0 P: 3	R: 1 E: 0 K: 0 S: 5	H: 2 LOB: 1 BB: 0 P: 5	R: 0 E: 0 K: 0 S: 3	H: 0 LOB: 0 BB: 0 P: 3	R: 0 E: 0 K: 1 S: 4	H: 0 LOB: 1 BB: 1 P: 8	R: 0 E: 0 K: 1 S: 5	H: 0 LOB: 0 BB: 0 P: 5	R: 0 E: 0 K: 2 S: 7	H: 0 LOB: 0 BB: 0 P: 7		1B: 3 2B: 1 3B: 0 HR: 0	SF: 0 SAC: 0 DP: 0 HBP: 0	WP: 0 PB: 0 SB: 0 CS: 0
PITCHER Joe Sparma, R ERA: 3.18 Leo Marentette, R ERA: Dave Wickersham, R ERA: 3.78 (1, 1) (6, 1) (8, 1)	IP: 5.0 WLS: L BF: 21 H: 4 R: 3 ER: 3 SO: 3 BB: 2 IBB: 0 HBP: 0 BLK: 0 WP: 0 HR: 0 S: 25 P: 33 ERA: 5.40 WHIP: 1.200															PITCHER IP: WLS: BF: H: R: ER: SO: BB: IBB: HBP: BLK: WP: HR: S: P: ERA: WHIP:				