

Washington Senators - 1966

Batter	1	2	3	4	5	6	7	8	9	AB	R	H	RBI	BB	SO	LOB	TOP			
Vic Davallilo, L OBP: 0.400, SLG: 0.250	1-3		1B SF8 BB		K		K		E7 1B	4	2	1	2	1	2	1	Cleveland Indians @ Washington Senators D.C. Stadium, Washington, DC Mon Apr 11 1966, 3:33 AM EST Att: 44,468 - Unknown			
Max Alvis, R OBP: 0.600, SLG: 0.600	1B		1-3 CS 1B		F2			F7	1B	5	0	3	2	0	0	1				
Leon Wagner, L Joe Azcue, R	F8		SF8 1-2 3-H		1-3			4-3	F6	4	0	0	1	0	0	3				
Rocky Colavito, R Sonny Siebert, R	F9		F9							5	0	3	0	0	0	1				
Chuck Hinton, R					K					4	0	0	0	0	2	3				
Pedro Gonzalez, R OBP: 0.500, SLG: 0.500										4	0	2	0	0	0	1				
Larry Brown, R Dick Howser, R										3	0	0	0	1	1	3				
Del Crandall, R Jim Landis, R										2	0	0	0	1	0	1				
Sam McDowell, L Chico Salmon, R										3	0	1	0	0	0	2				
Inning Stats	R: 0 E: 0 K: 0 S: 4	H: 1 LOB: 1 BB: 0 P: 4	R: 0 E: 0 K: 2 S: 8	H: 1 LOB: 2 BB: 1 P: 12	R: 1 E: 0 K: 0 S: 3	H: 1 LOB: 0 BB: 1 P: 7	R: 0 E: 0 K: 1 S: 6	H: 1 LOB: 1 BB: 0 P: 6	R: 0 E: 0 K: 1 S: 5	H: 0 LOB: 0 BB: 0 P: 5	R: 0 E: 0 K: 0 S: 4	H: 1 LOB: 1 BB: 0 P: 4	R: 0 E: 0 K: 0 S: 4	H: 1 LOB: 1 BB: 2 P: 15	R: 4 E: 1 K: 0 S: 7	H: 4 LOB: 2 BB: 2 P: 15		1B: 10 2B: 1 3B: 0 HR: 0	SF: 1 SAC: 1 DP: 0 HBP: 0	WP: 0 PB: 0 SB: 1 CS: 1
PITCHER	IP	WLS	BF	H	R	ER	SO	BB	IBB	HBP	BLK	WP	HR	S	P	ERA	WHIP			
Pete Richert, L ERA: 3.24	8.1	L	35	8	4	4	5	2	1	0	0	0	0	42	54	4.32	1.200			
Ron Kline, R ERA:	0.0		3	2	1	1	0	0	1	0	0	0	0	2	6	∞	∞			
Mike McCormick, L ERA:	0.2		3	1	0	0	0	0	0	0	0	0	0	3	3	0.00	1.500			

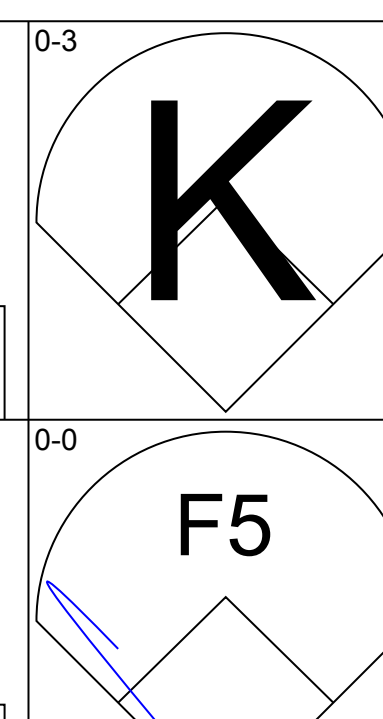
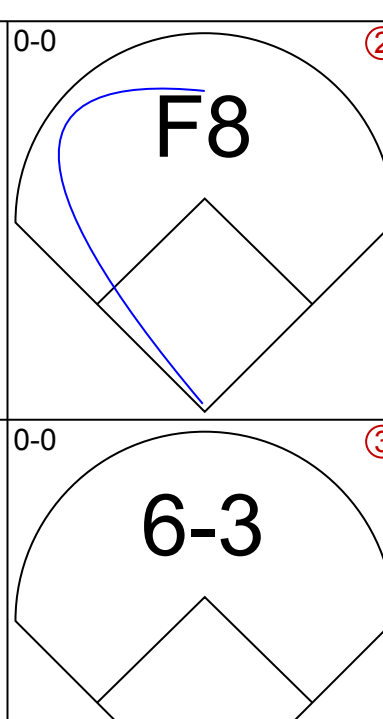
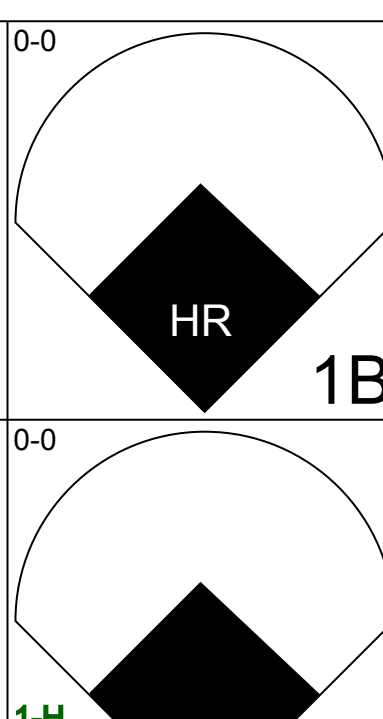
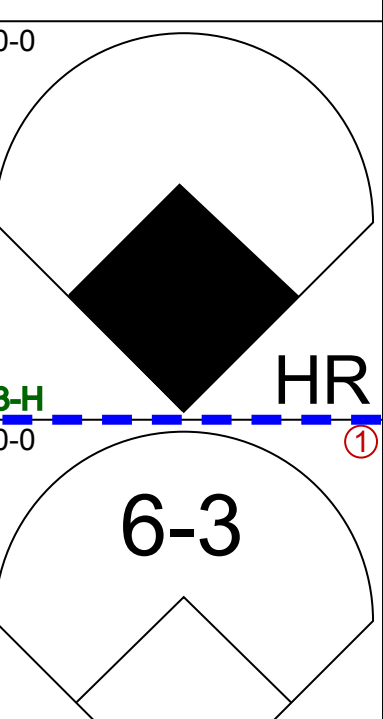
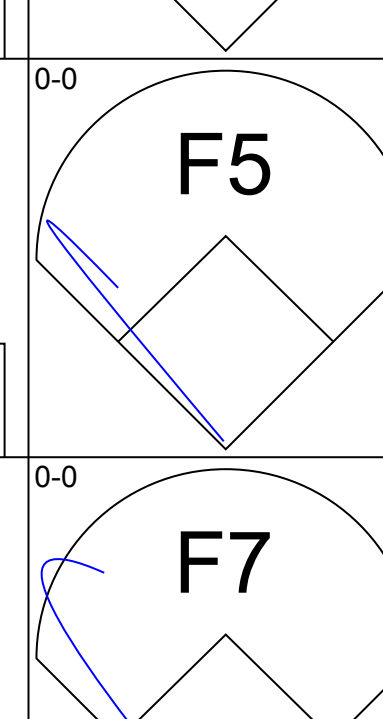
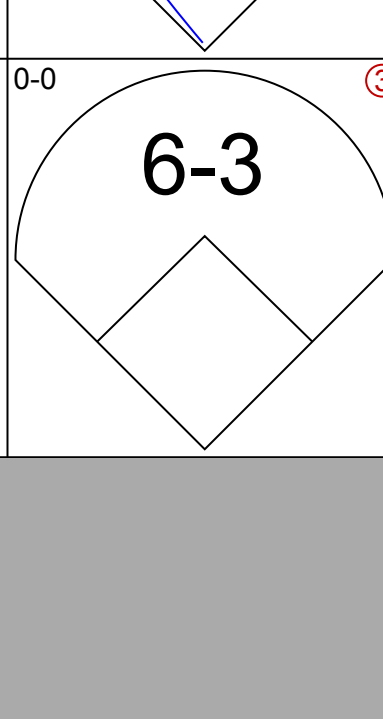
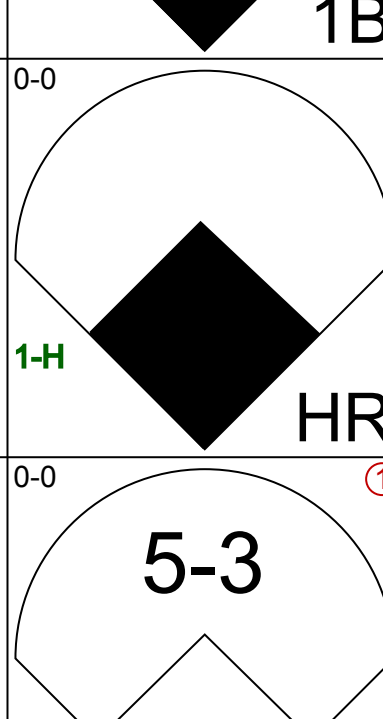
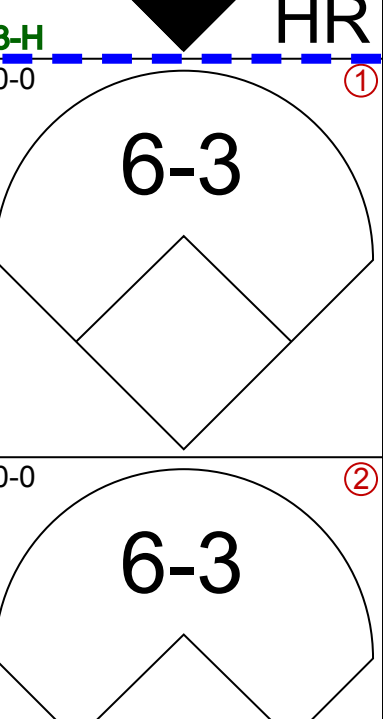
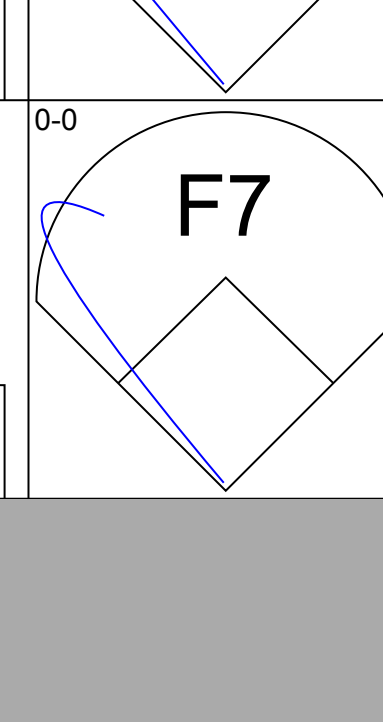
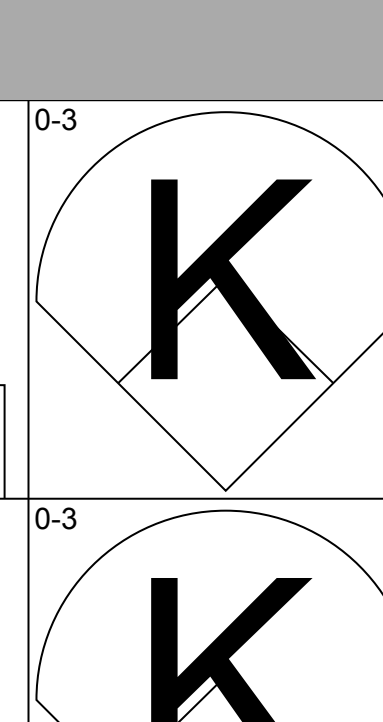
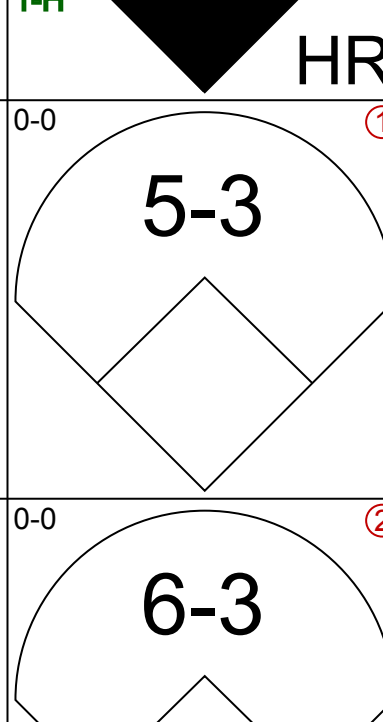
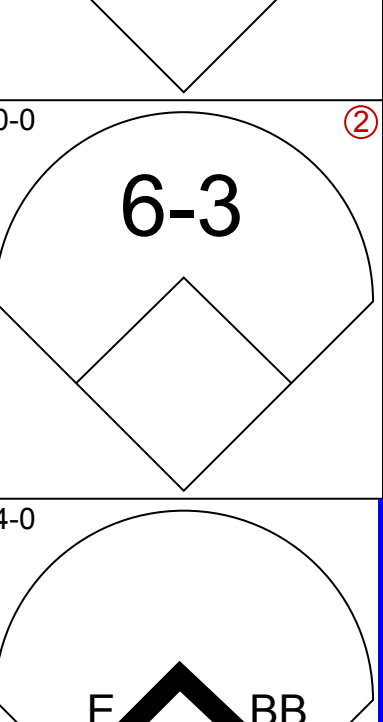
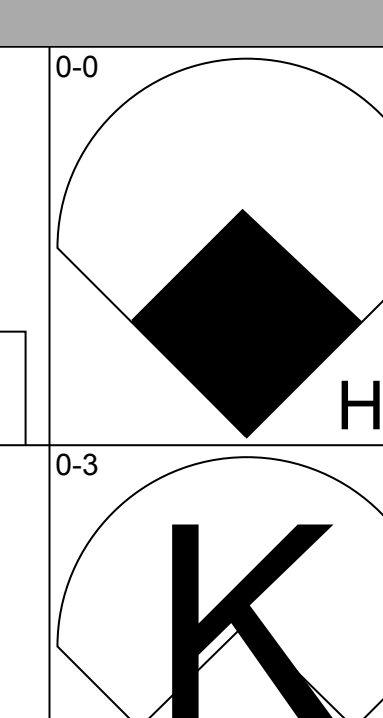
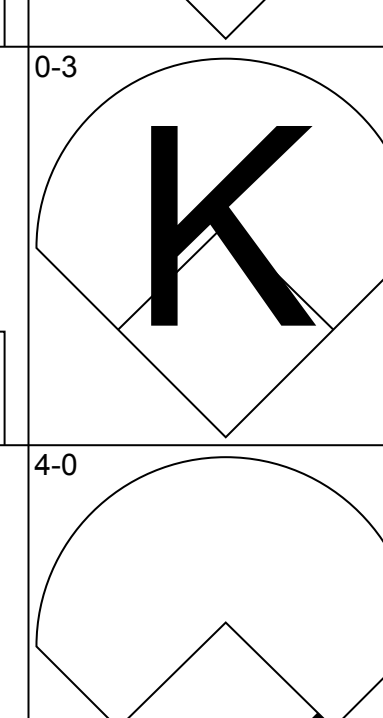
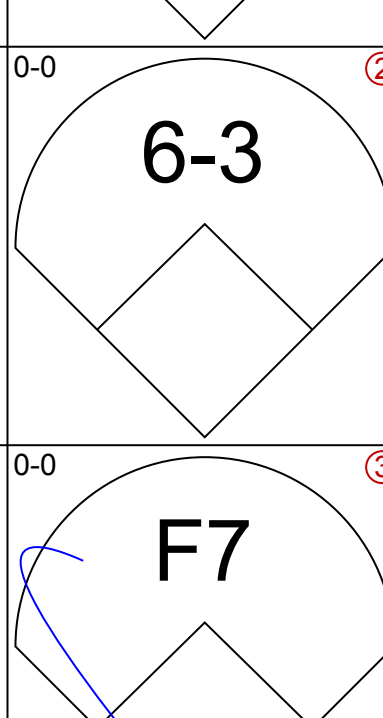
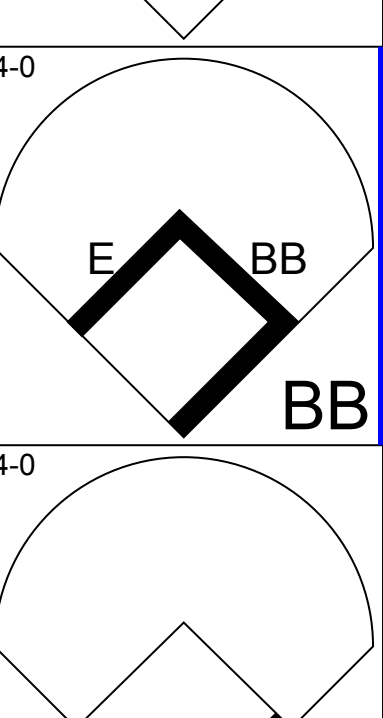
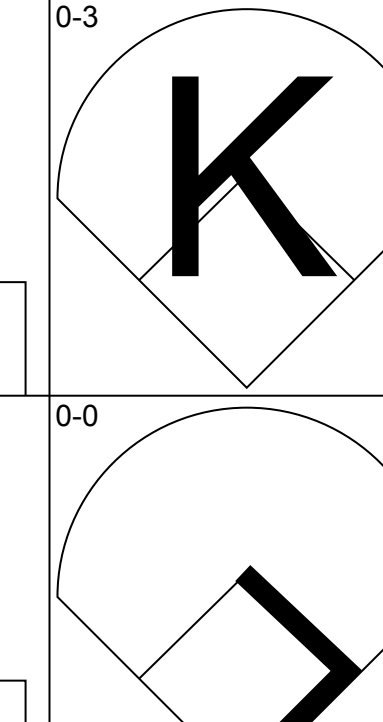
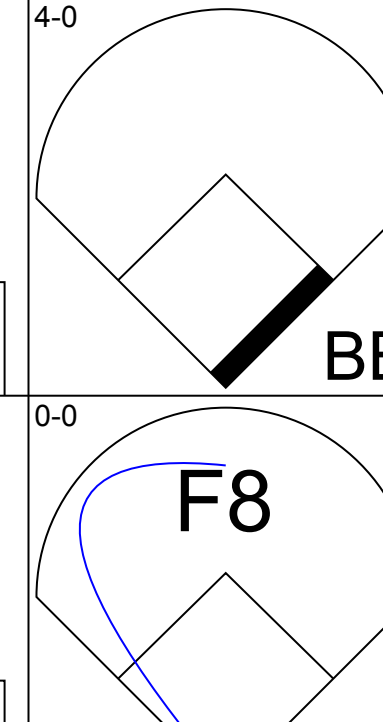
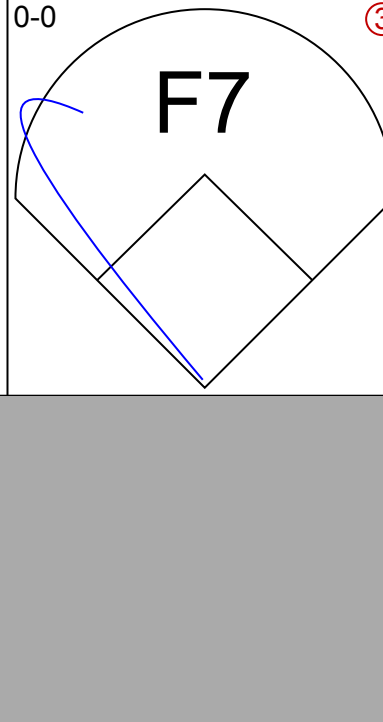
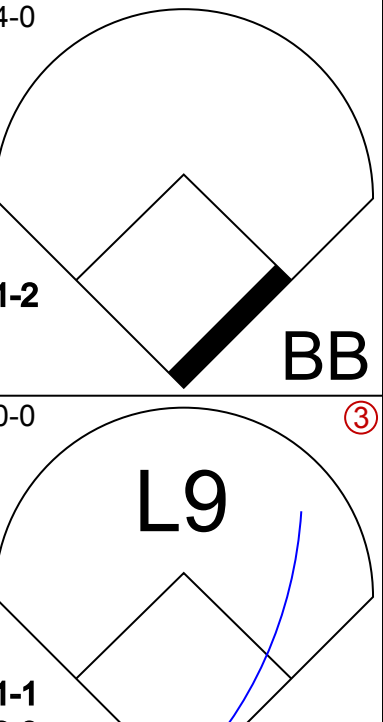
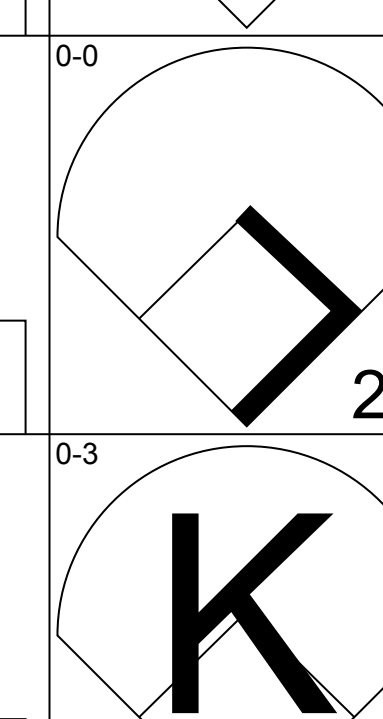
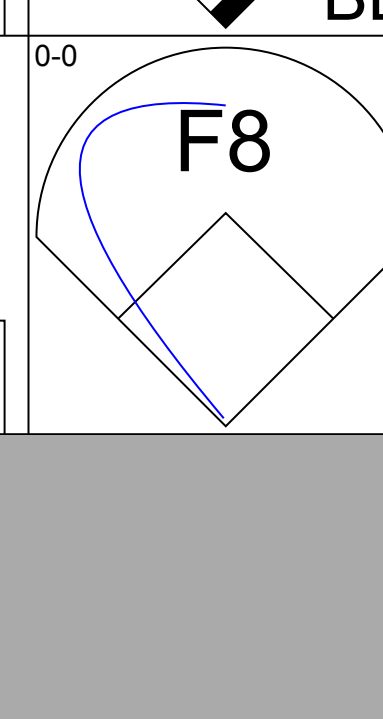
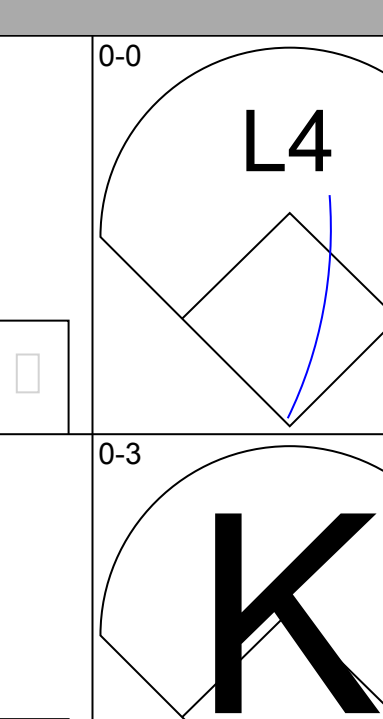
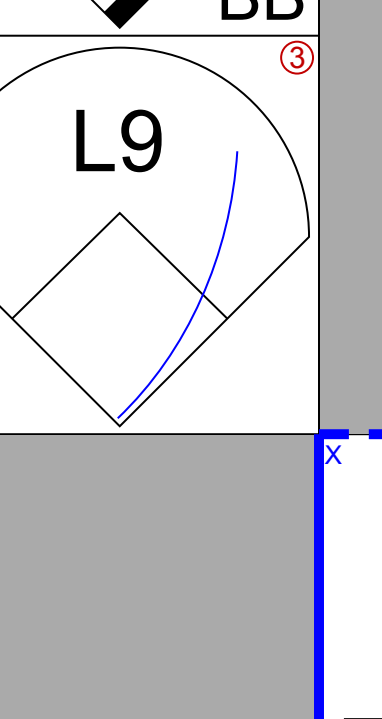
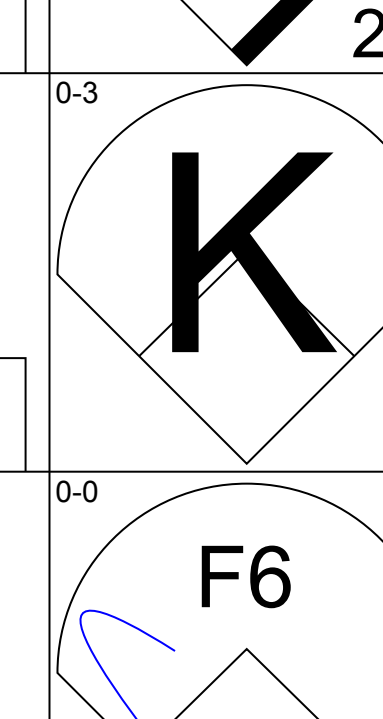
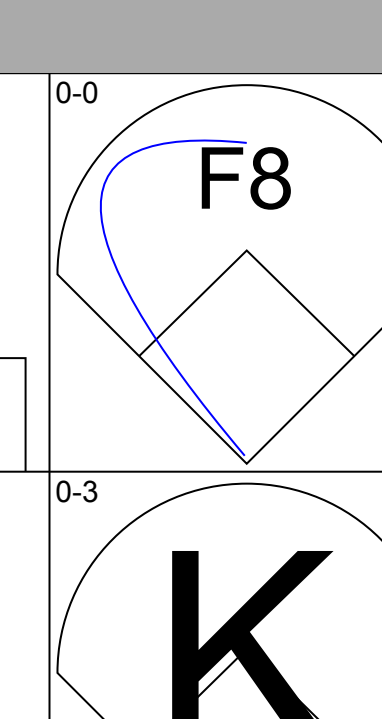
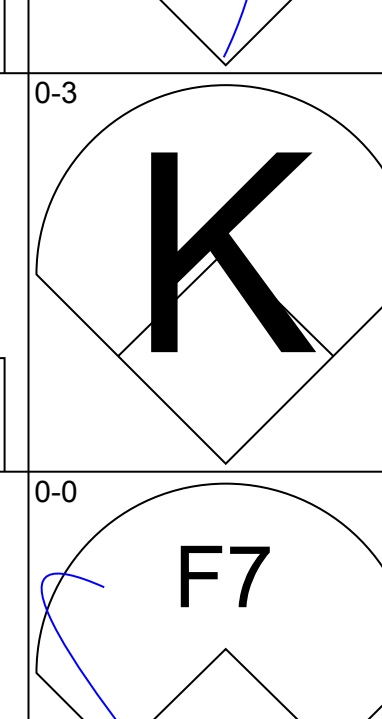
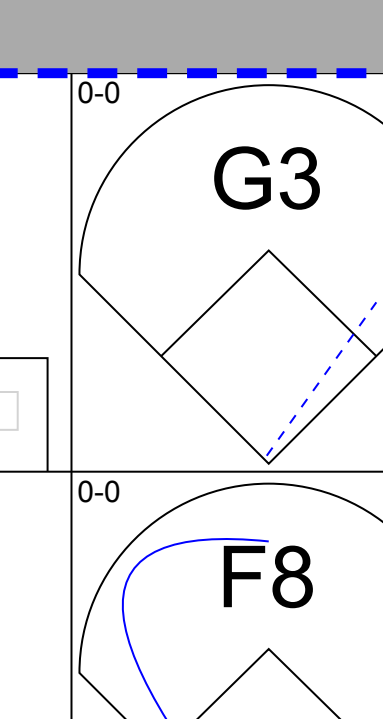
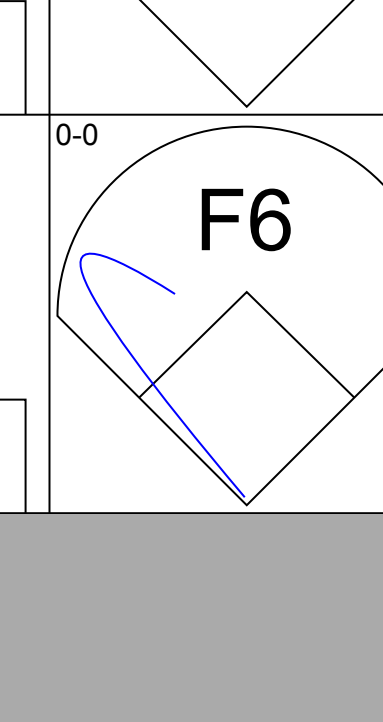

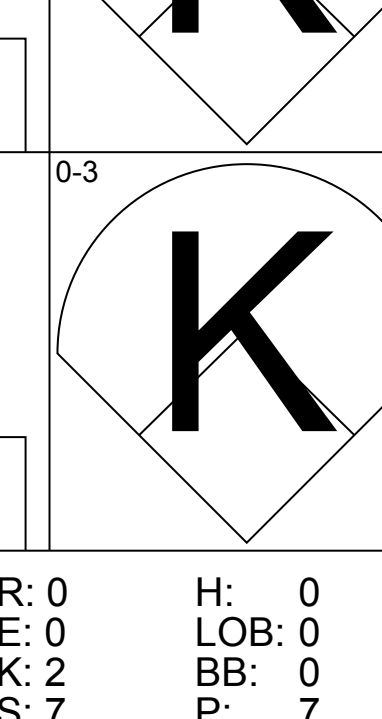

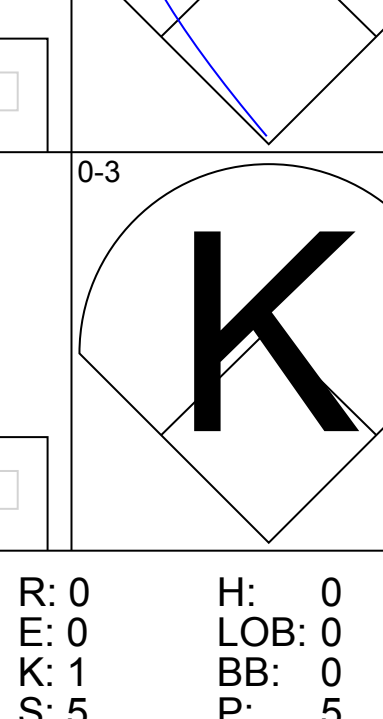
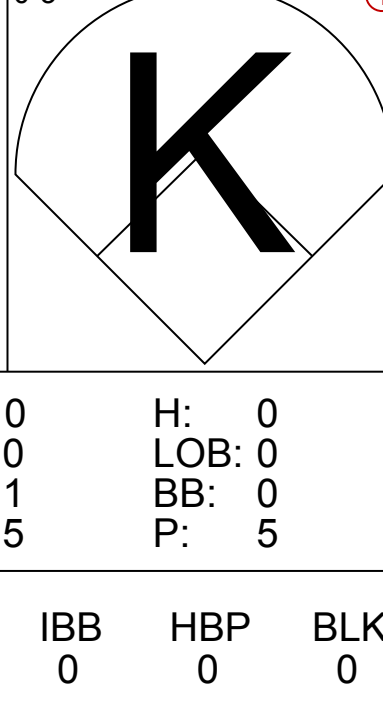
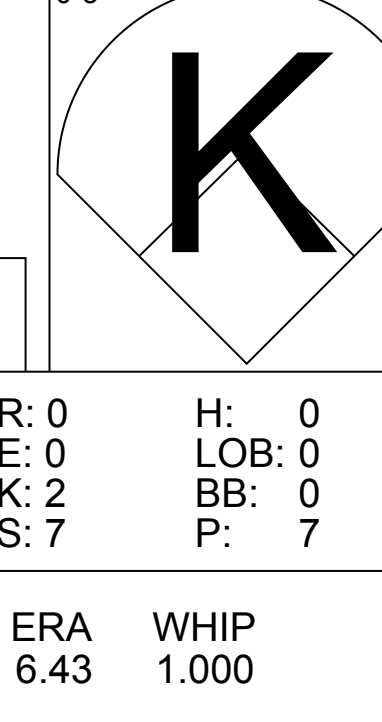
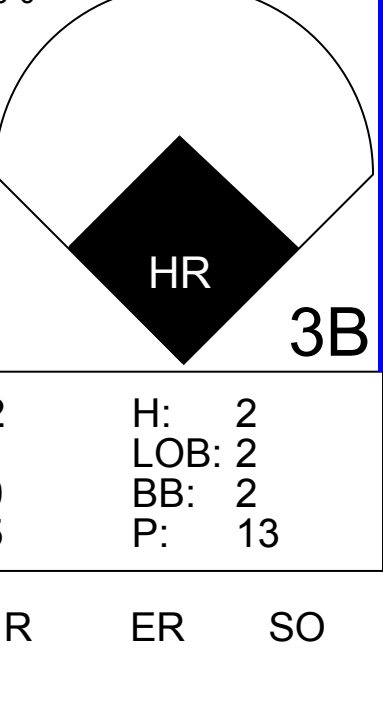
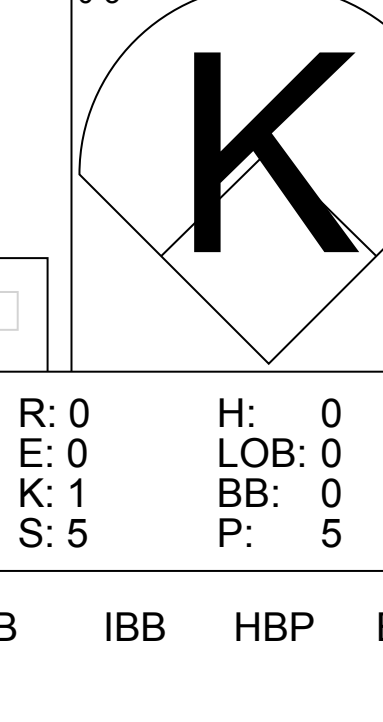
AB	35
R	5
H	11
RBI	5
BB	4
SO	5
LOB	16

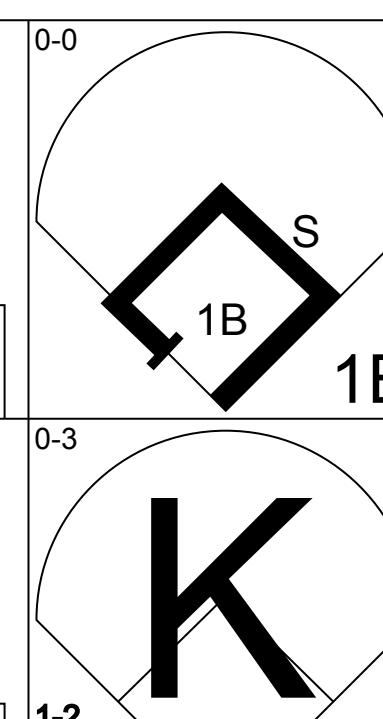
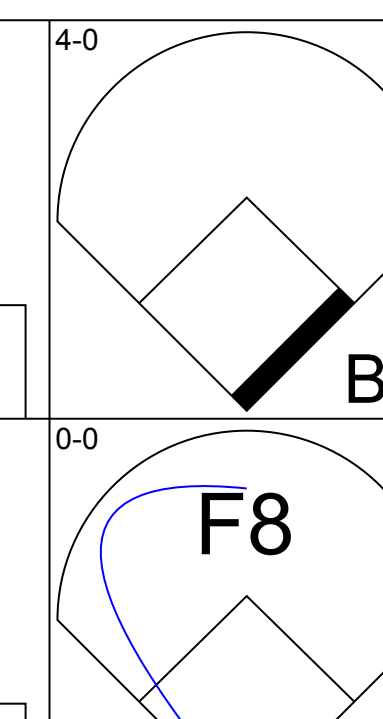
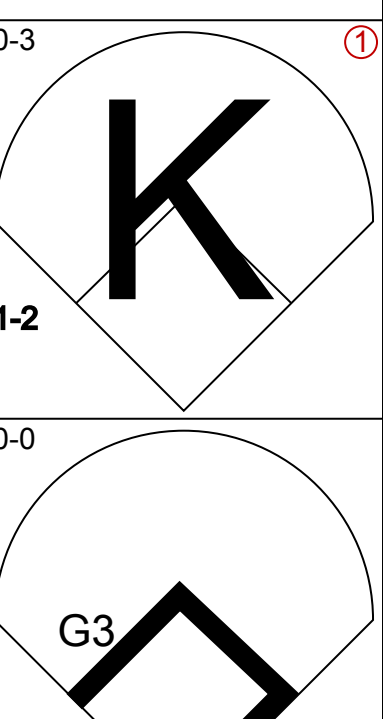
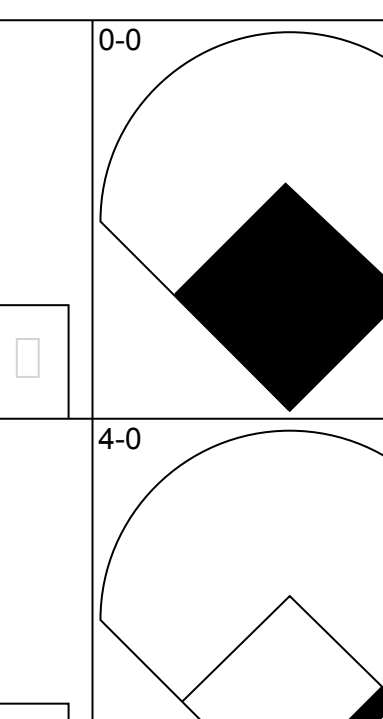
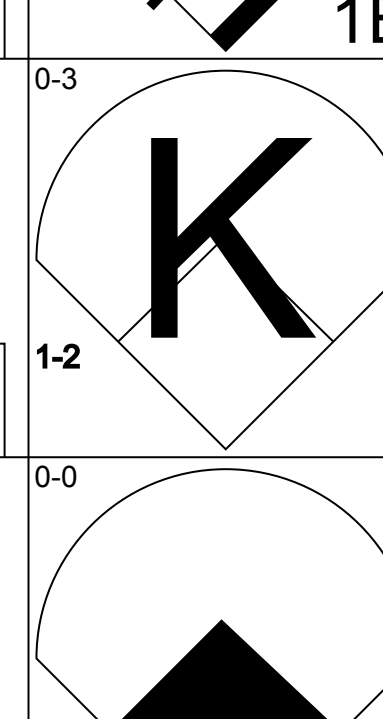
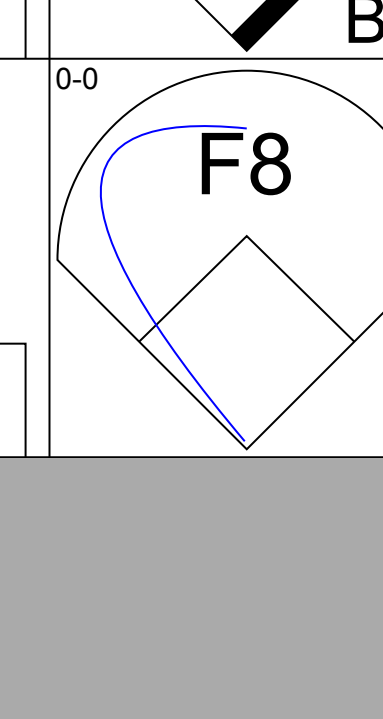
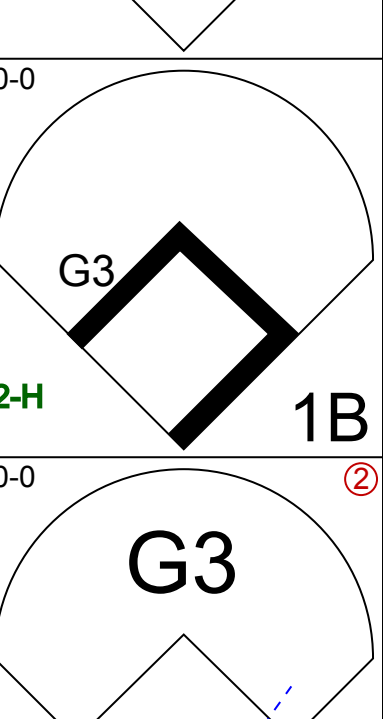
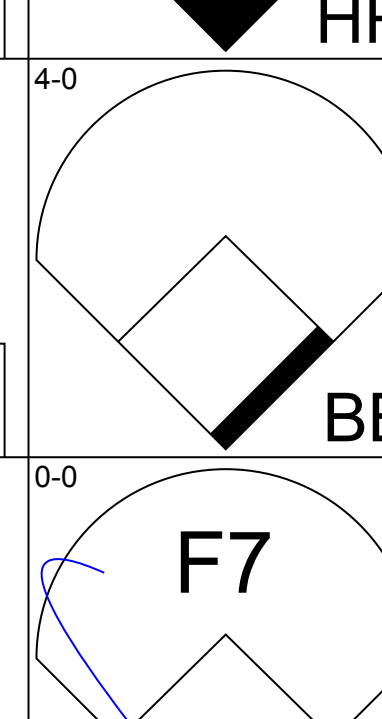
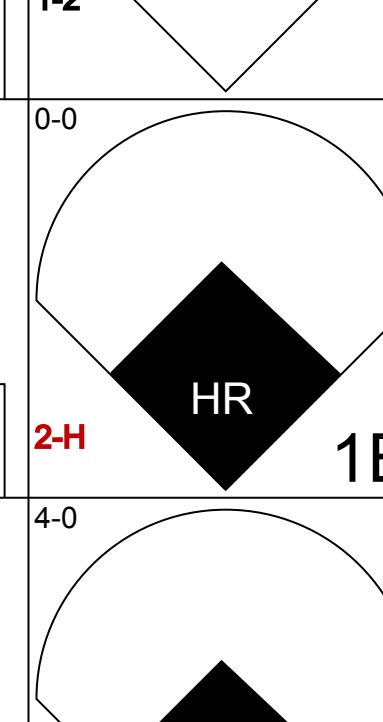
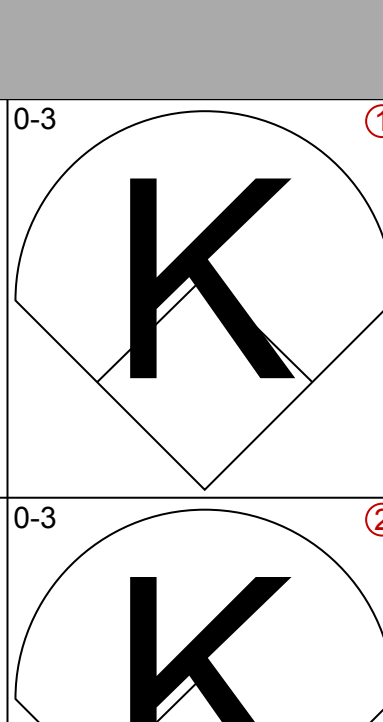
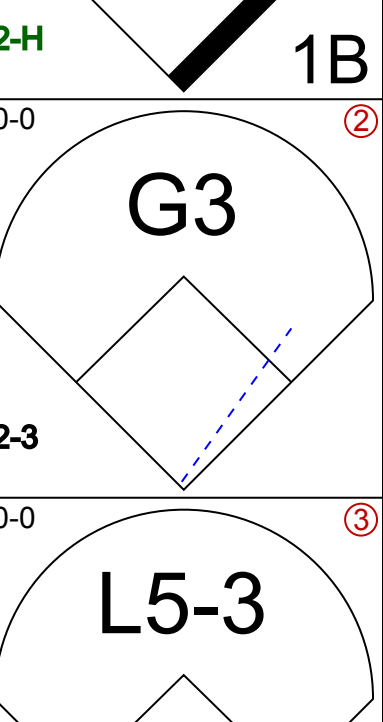
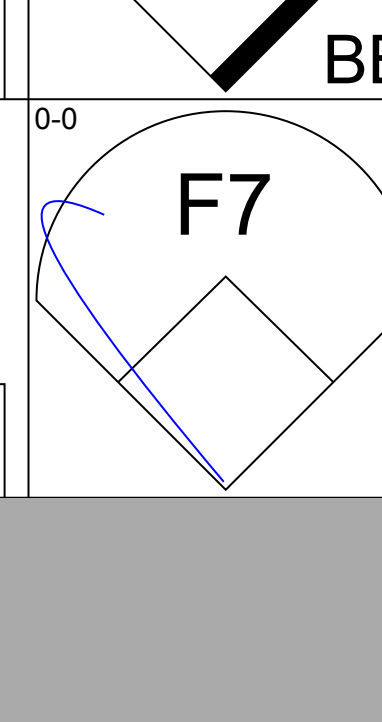
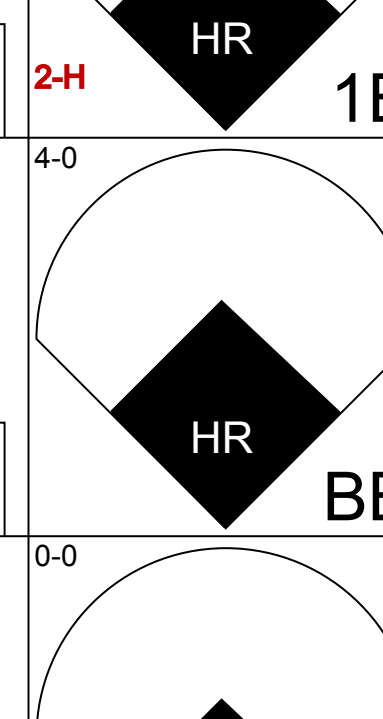
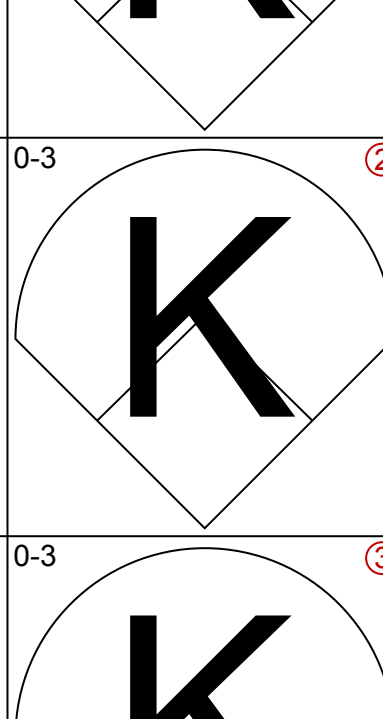
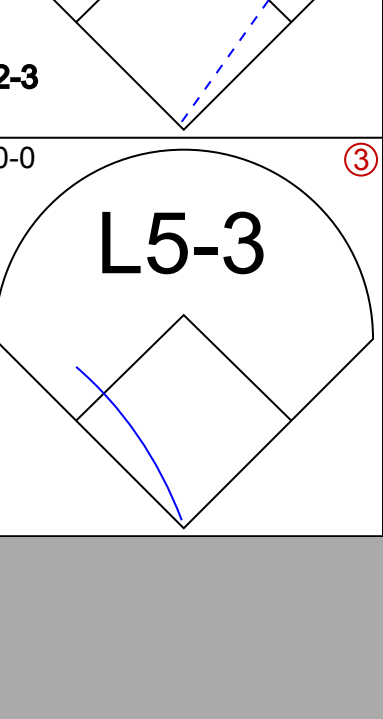
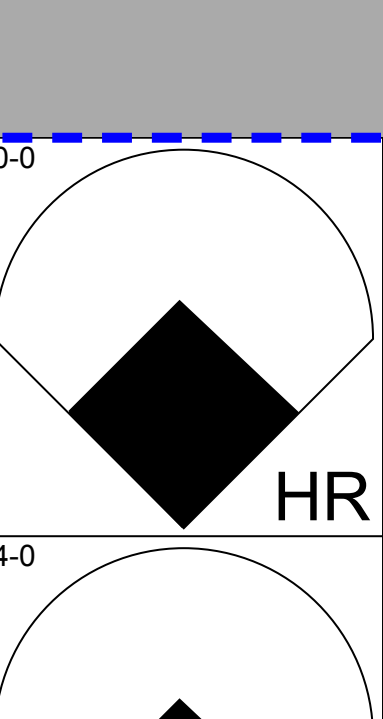
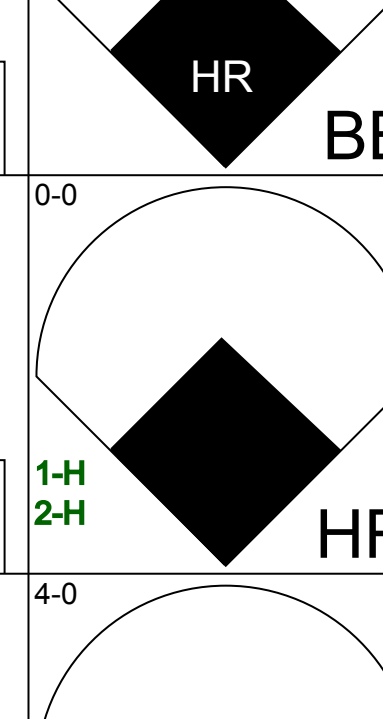
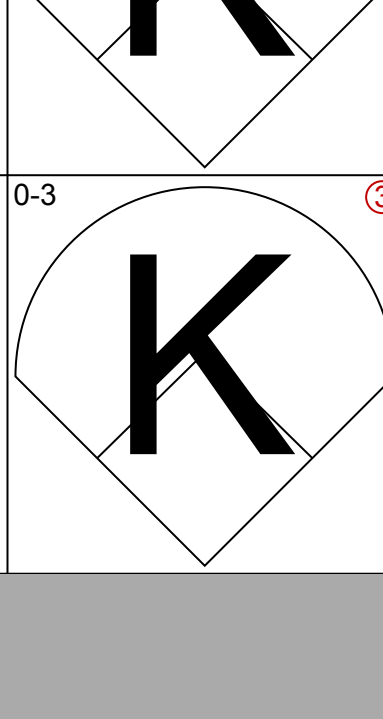
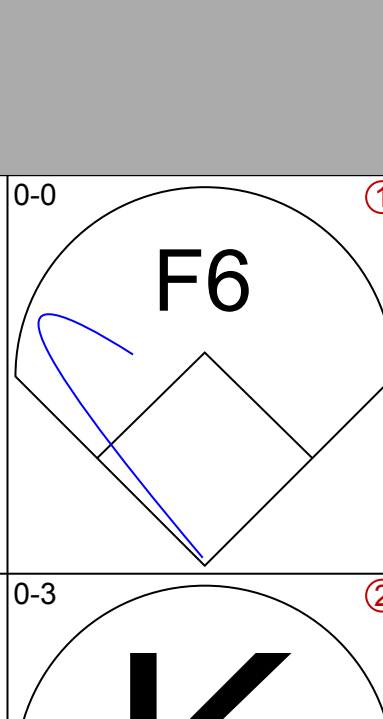
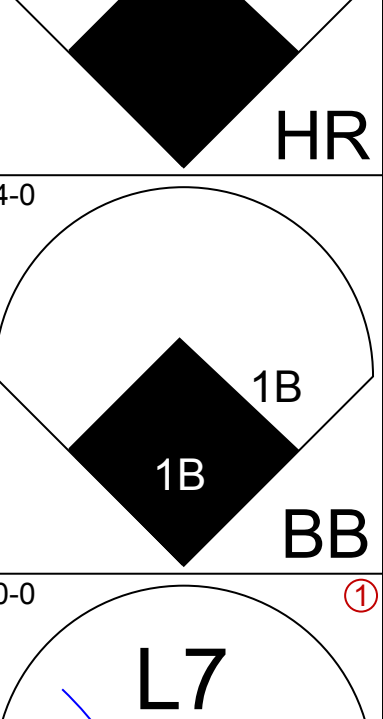
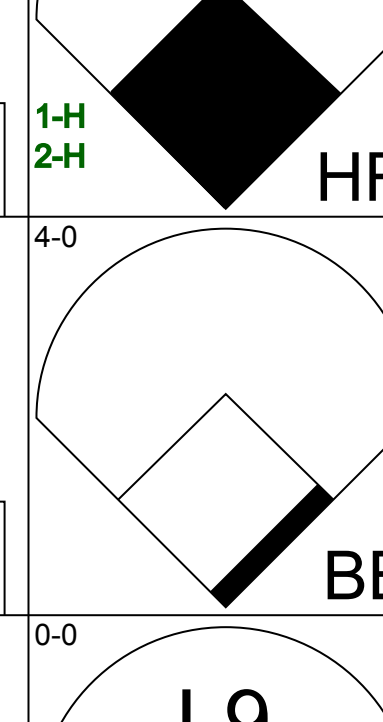
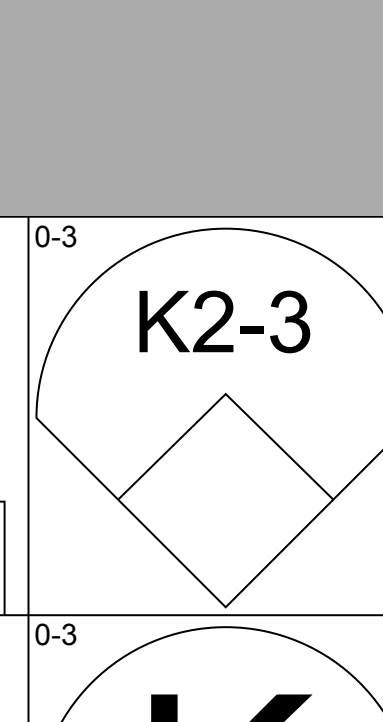
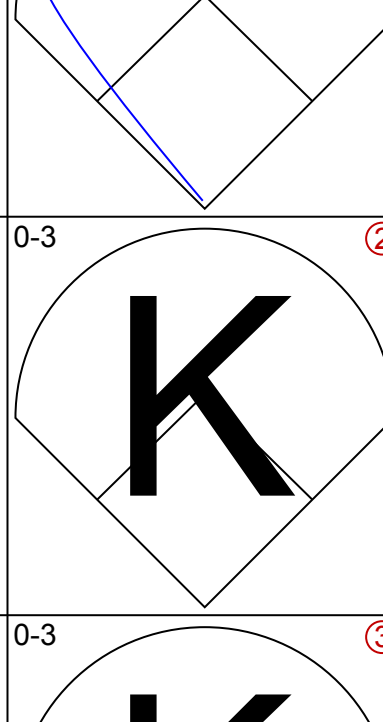
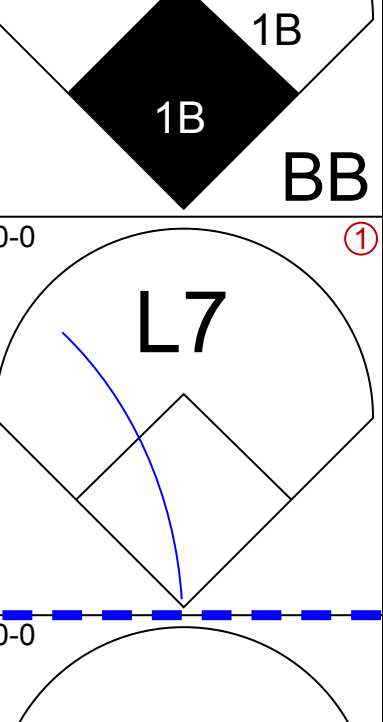
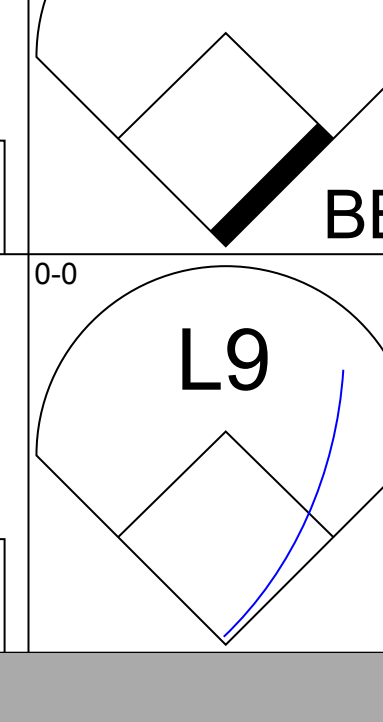
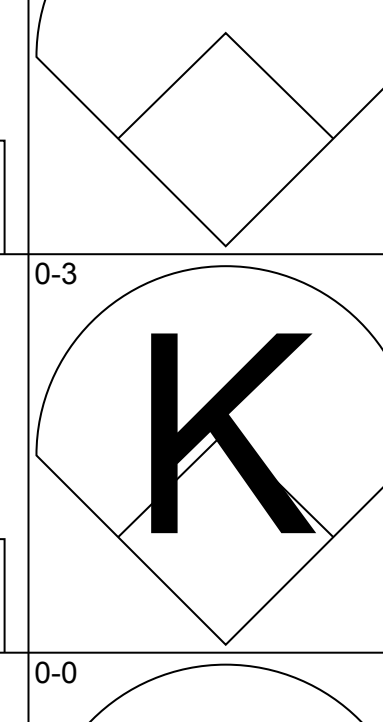
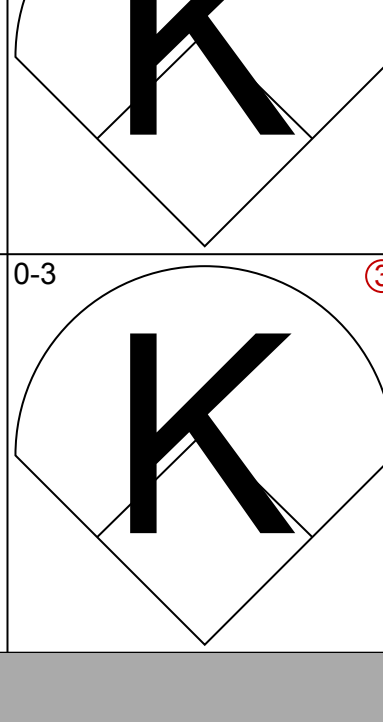
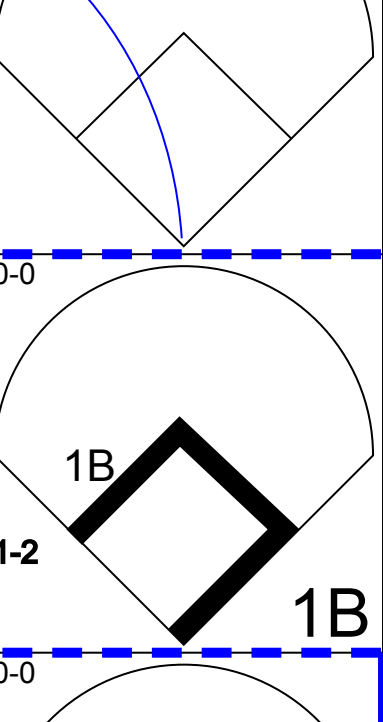
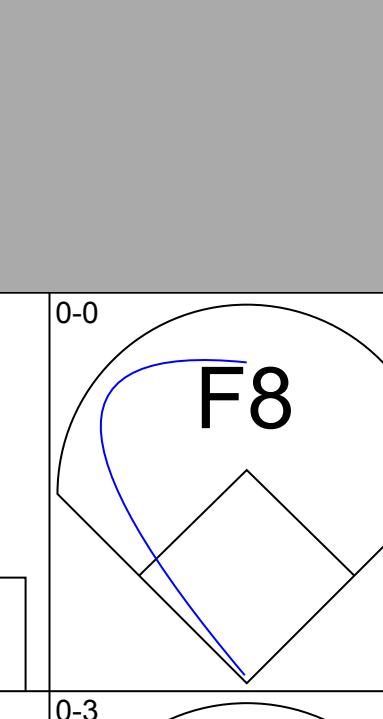
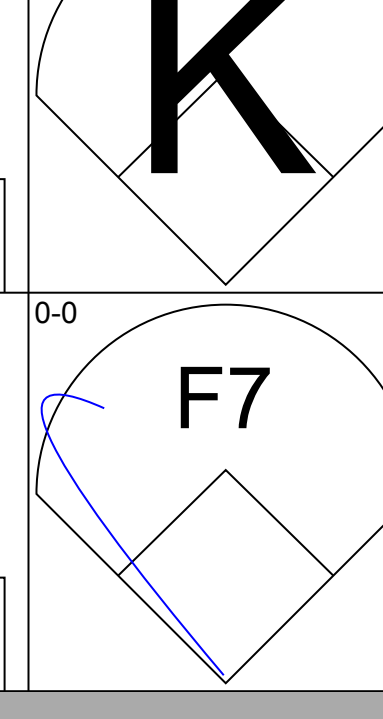
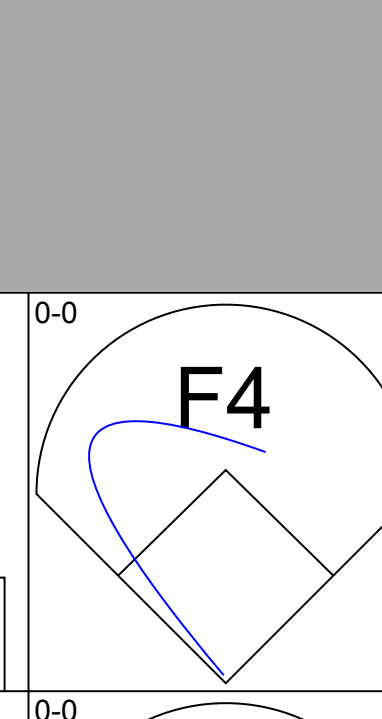
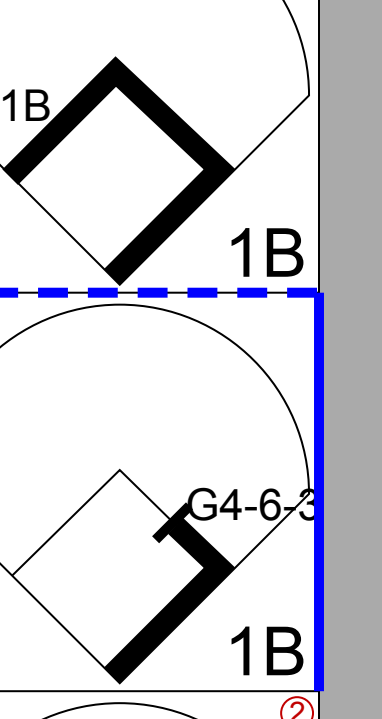
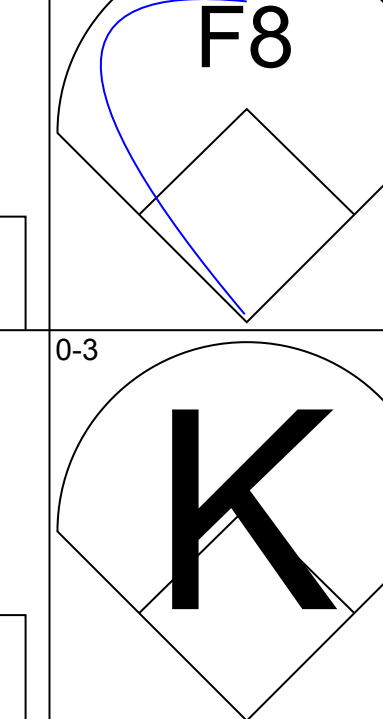
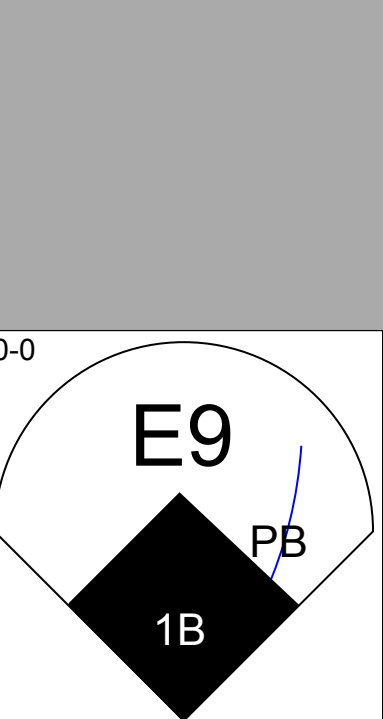
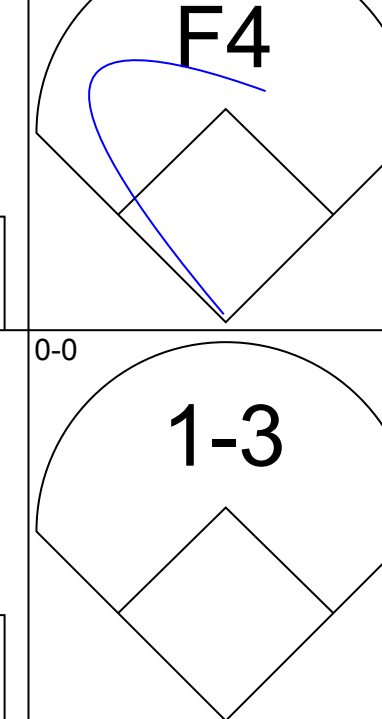
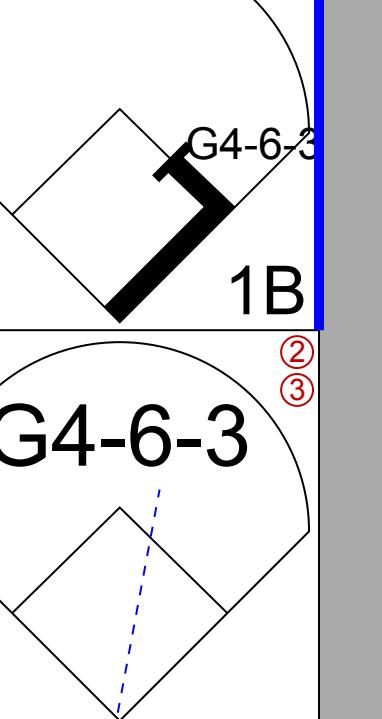



Batter	1	2	3	4	5	6	7	8	9	AB	R	H	RBI	BB	SO	LOB	BOTTOM			
Fred Valentine, S OBP: 0.250, SLG: 0.250	L4			SH1-4 1B	K				F9	4	0	1	0	0	1	4	Cleveland Indians @ Washington Senators D.C. Stadium, Washington, DC Mon Apr 11 1966, 3:33 AM EST Att: 44,468 - Unknown			
Ed Brinkman, R	K			SH1-4 1-2					6-3	3	0	0	0	0	1	0				
Ken McMullen, R OBP: 0.750, SLG: 0.500	F2			G6-4-3 BB						2	1	1	0	2	0	0				
Frank Howard, R Willie Kirkland, L				G6-4-3 1-2					F8	4	1	1	2	0	1	3				
Don Lock, R					5-3				K	3	0	0	0	1	2	1				
Ken Hamlin, R					1B HBP BB				F8	3	0	0	0	1	1	1				
Doug Camilli, R Jim King, L					K					2	0	0	0	0	1	0				
Joe Cunningham, L OBP: 0.250, SLG: 0.250					F5					4	0	1	0	0	0	0				
Pete Richert, L Ron Kline, R Mike McCormick, L					K					3	0	0	0	0	2	3				
Inning Stats	R: 0 E: 0 K: 1 S: 5	H: 0 LOB: 0 BB: 0 P: 5	R: 0 E: 0 K: 3 S: 9	H: 0 LOB: 0 BB: 0 P: 9	R: 0 E: 0 K: 2 S: 7	H: 0 LOB: 0 BB: 0 P: 7	R: 0 E: 0 K: 0 S: 3	H: 1 LOB: 1 BB: 1 P: 7	R: 0 E: 0 K: 0 S: 3	H: 1 LOB: 3 BB: 1 P: 13	R: 2 E: 0 K: 0 S: 4	H: 2 LOB: 0 BB: 1 P: 8	R: 0 E: 0 K: 1 S: 5	H: 0 LOB: 1 BB: 1 P: 9	R: 0 E: 0 K: 0 S: 3	H: 0 LOB: 0 BB: 0 P: 3		1B: 3 2B: 0 3B: 0 HR: 1	SF: 0 SAC: 1 DP: 1 HBP: 1	WP: 0 PB: 0 SB: 0 CS: 1
PITCHER	IP	WLS	BF	H	R	ER	SO	BB	IBB	HBP	BLK	WP	HR	S	P	ERA	WHIP			
Sam McDowell, L ERA: 2.25	8.0	W	32	4	2	2	9	4	1	0	0	0	0	45	62	2.25	1.000			
Sonny Siebert, R ERA:	1.0	S	3	0	0	0	0	0	0	0	0	0	0	3	3	0.00	0.000			


AB	29
R	2
H	4
RBI	2
BB	4
SO	9
LOB	12



Batter	1	2	3	4	5	6	7	8	9	AB	R	H	RBI	BB	SO	LOB	TOP					
Fred Valentine, S OBP: 0.333, SLG: 0.545 (1, 9)										4	2	2	2	0	1	0	Washington Senators @ Detroit Tigers Tiger Stadium, Detroit, MI Sat Apr 16 1966, 3:33 AM EST Att: 8,432 - Unknown					
Ed Brinkman, R OBP: 0.091, SLG: 0.364 (1, 6)										4	1	1	2	0	0	0						
Ken McMullen, R OBP: 0.417, SLG: 0.600 (1, 5)										4	0	0	0	0	1	0						
Frank Howard, R OBP: 0.417, SLG: 1.000 Willie Kirkland, L (8, PR) (8, 7)										3	1	1	1	1	1	0						
Don Lock, R (1, 8)										2	0	0	0	2	1	0						
Ken Hamlin, R OBP: 0.250, SLG: 0.286 (1, 4)										4	0	1	0	0	0	3						
Doug Camilli, R (1, 2)										3	0	0	0	0	2	1						
Mike Brumley, L OBP: 0.200, SLG: 0.400 (9, PH)										1	0	0	0	0	0	0						
Joe Cunningham, L OBP: 0.167, SLG: 0.167 John Orsino, R (7, PH) Dick Nen, L (7, 3)										2	0	0	0	0	1	1						
Pete Richert, L Bob Saverine, S Ron Kline, R Dick Lines, R Casey Cox, R Bob Chance, L OBP: 0.200, SLG: 0.200 (8, PH) (8, 1) (8, 1) (8, 1) (8, PH)										2	0	0	0	0	2	0						
Inning Stats	R: 0 E: 0 K: 1 S: 5	H: 0 LOB: 0 BB: 0 P: 5	R: 1 E: 0 K: 2 S: 9	H: 2 LOB: 1 BB: 0 P: 9	R: 0 E: 0 K: 1 S: 5	H: 0 LOB: 0 BB: 0 P: 5	R: 0 E: 0 K: 2 S: 7	H: 0 LOB: 1 BB: 1 P: 11	R: 0 E: 0 K: 1 S: 7	H: 0 LOB: 0 BB: 0 P: 7	R: 2 E: 0 K: 0 S: 5	H: 2 LOB: 0 BB: 0 P: 5	R: 0 E: 0 K: 1 S: 5	H: 0 LOB: 0 BB: 0 P: 5	R: 2 E: 1 K: 0 S: 5	H: 2 LOB: 2 BB: 2 P: 13	R: 0 E: 0 K: 1 S: 5	H: 0 LOB: 0 BB: 0 P: 5	1B: 1 2B: 1 3B: 1 HR: 3	SF: 0 SAC: 0 DP: 0 HBP: 0	WP: 0 PB: 0 SB: 0 CS: 0	PA: 36
PITCHER	IP	WLS	BF	H	R	ER	SO	BB	IBB	HBP	BLK	WP	HR	S	P	ERA	WHIP					
Mickey Lolich, L ERA: 3.38 Larry Sherry, R ERA: Terry Fox, R ERA:	(1, 1) 7.0	(8, 1) W 5	(9, 1) S 3	6	5	5	9	1	0	0	0	0	3	45	49	6.43	1.000					

Batter	1	2	3	4	5	6	7	8	9	AB	R	H	RBI	BB	SO	LOB	BOTTOM					
Don Wert, R OBP: 0.571, SLG: 0.625 (1, 5)										3	1	2	1	1	1	1	Washington Senators @ Detroit Tigers Tiger Stadium, Detroit, MI Sat Apr 16 1966, 3:33 AM EST Att: 8,432 - Unknown					
Jerry Lumpe, L OBP: 0.318, SLG: 0.167 (1, 4)										3	0	1	1	1	1	2						
Norm Cash, L OBP: 0.391, SLG: 0.429 (1, 3)										4	1	1	0	0	1	2						
Al Kaline, R OBP: 0.478, SLG: 0.737 (1, 9)										3	2	1	1	1	1	1						
Willie Horton, R OBP: 0.333, SLG: 0.357 (1, 7)										3	2	1	3	1	1	0						
Bill Freehan, R OBP: 0.287, SLG: 0.357 (1, 2)										3	0	0	0	1	2	1						
Dick McAuliffe, L OBP: 0.409, SLG: 0.526 (1, 6)										4	0	1	0	0	2	1						
Mickey Stanley, R OBP: 0.211, SLG: 0.176 Gates Brown, L OBP: 0.687, SLG: 0.500 Terry Fox, R (9, 1)										3	0	0	0	0	0	0						
Mickey Lolich, S OBP: 0.167, SLG: 0.167 Larry Sherry, R (8, 1) Don Demeter, R (8, PH) (8, 8)										3	1	0	0	0	1	0						
Inning Stats	R: 3 E: 0 K: 1 S: 7	H: 3 LOB: 1 BB: 2 P: 15	R: 0 E: 0 K: 1 S: 5	H: 0 LOB: 1 BB: 1 P: 9	R: 0 E: 0 K: 3 S: 9	H: 0 LOB: 0 BB: 0 P: 9	R: 0 E: 0 K: 2 S: 7	H: 0 LOB: 0 BB: 0 P: 7	R: 1 E: 1 K: 1 S: 7	H: 1 LOB: 1 BB: 0 P: 7	R: 0 E: 0 K: 2 S: 7	H: 0 LOB: 0 BB: 0 P: 7	R: 1 E: 0 K: 0 S: 4	H: 1 LOB: 1 BB: 1 P: 8	R: 2 E: 0 K: 0 S: 5	H: 3 LOB: 1 BB: 1 P: 9		R: 0 E: 0 K: 1 S: 5	H: 0 LOB: 0 BB: 0 P: 5	1B: 5 2B: 0 3B: 0 HR: 3	SF: 0 SAC: 0 DP: 1 HBP: 0	WP: 0 PB: 1 SB: 1 CS: 0
PITCHER	IP	WLS	BF	H	R	ER	SO	BB	IBB	HBP	BLK	WP	HR	S	P	ERA	WHIP					
Pete Richert, L ERA: 4.11 Ron Kline, R ERA: 108.0 Dick Lines, L ERA: Casey Cox, R ERA:	(1, 1) 7.0	(8, 1) L 3	(8, 1) 1	5	2	2	0	1	0	0	0	0	1	2	6	54.00	6.000					

Batter	1	2	3	4	5	6	7	8	9	AB	R	H	RBI	BB	SO	LOB	TOP											
Fred Valentine, S OBP: 0.409, SLG: 0.526	4-3		1B						4-3	4	2	2	0	1	0	0	<p>Washington Senators @ Baltimore Orioles Memorial Stadium, Baltimore, MD</p> <p>Tue Apr 19 1966, 6:05 PM EST Att: 6,045 - Unknown</p> <p>livebaseballscorecards.com</p> 											
Don Blasingame, L OBP: 0.353, SLG: 0.375	6-3		1B						F5	5	1	2	3	0	0	1												
Ken McMullen, R OBP: 0.318, SLG: 0.632	K		1B						F2	5	0	0	0	0	2	2												
Frank Howard, R OBP: 0.350, SLG: 0.667									E7	4	1	2	2	0	1	0												
Bob Chance, L OBP: 0.200, SLG: 0.500	K								4-3	4	0	0	0	0	1	2												
Don Lock, R OBP: 0.286, SLG: 0.353	K2-3									4	1	2	2	0	1	0												
Mike Brumley, L OBP: 0.250, SLG: 0.375										3	1	1	0	0	1	0												
John Orsino, R OBP: 0.333, SLG: 0.333										1	0	0	0	0	1	1												
Doug Camilli, R OBP: 0.200, SLG: 0.222										0	0	0	0	0	0	0												
Ed Brinkman, R OBP: 0.235, SLG: 0.375										2	1	1	0	1	0	0												
Bob Saverine, S OBP: 0.750, SLG: 1.333										0	0	0	0	1	0	0												
Phil Ortega, R										1	0	0	0	0	0	1												
Buster Narum, R										0	0	0	0	0	0	0												
Dick Lines, R										1	0	0	0	0	0	0												
Bob Humphreys, R										0	0	0	0	0	0	0												
Jim King, L										0	0	0	0	0	0	0												
Casey Cox, R										0	0	0	0	0	0	0												
Ken Haggy, R										0	0	0	0	0	0	0												
Bob Knepper, R										0	0	0	0	0	0	0												
Al Closter, L										0	0	0	0	0	0	0												
Inning Stats	R: 0 E: 0 K: 1 S: 5	H: 0 LOB: 0 BB: 0 P: 5	R: 0 E: 0 K: 2 S: 7	H: 0 LOB: 0 BB: 0 P: 7	R: 1 E: 0 K: 0 S: 5	H: 3 LOB: 2 BB: 0 P: 5	R: 0 E: 0 K: 1 S: 5	H: 0 LOB: 0 BB: 0 P: 5	R: 5 E: 0 K: 2 S: 11	H: 4 LOB: 1 BB: 2 P: 19	R: 0 E: 0 K: 1 S: 5	H: 0 LOB: 0 BB: 0 P: 5	R: 1 E: 0 K: 0 S: 4	H: 1 LOB: 0 BB: 0 P: 4	R: 1 E: 0 K: 2 S: 9	H: 2 LOB: 2 BB: 1 P: 13	R: 0 E: 0 K: 0 S: 3	H: 0 LOB: 0 BB: 0 P: 3	1B: 6 2B: 3 3B: 0 HR: 1	SF: 0 SAC: 0 DP: 0 HBP: 0	WP: 1 PB: 1 SB: 0 CS: 0	PA: 39						
PITCHER	IP	WLS	BF	H	R	ER	SO	BB	IBB	HBP	BLK	WP	HR	S	P	ERA	WHIP											
Jim Palmer, R ERA: 4.73	(1, 1)	4.1	20	6	6	6	5	2	0	0	0	0	1	28	36	12.46	1.846											
Eddie Watt, R ERA: 4.5	(5, 1)	3.0	W	13	4	2	2	2	0	0	0	0	1	0	17	17	6.00	1.333										
Moe Drabowsky, R ERA: 2.08	(8, 1)	1.2	S	6	0	0	0	2	1	0	0	0	0	0	9	13	0.00	0.600										

Batter	1	2	3	4	5	6	7	8	9	AB	R	H	RBI	BB	SO	LOB	BOTTOM											
Luis Aparicio, R OBP: 0.194, SLG: 0.200	F8	FC5		1B	FC6-4			SH		4	2	0	0	1	0	5	<p>Washington Senators @ Baltimore Orioles Memorial Stadium, Baltimore, MD</p> <p>Tue Apr 19 1966, 6:05 PM EST Att: 6,045 - Unknown</p> <p>livebaseballscorecards.com</p> 											
Curt Blefary, L OBP: 0.357, SLG: 0.583	HR			1B	CS			F8		4	3	3	4	1	1	0												
Frank Robinson, R OBP: 0.621, SLG: 1.095	HR			1B	CS			HR		4	3	3	2	1	0	1												
Brooks Robinson, R OBP: 0.429, SLG: 0.760	K			1B	CS			1B		4	1	2	3	1	1	1												
Boog Powell, L OBP: 0.320, SLG: 0.105	F8			1B	2-3			1B		3	1	0	0	2	0	4												
Davey Johnson, R OBP: 0.240, SLG: 0.208				1B	L1			1B		5	2	2	0	0	0	2												
Paul Blair, R OBP: 0.320, SLG: 0.667	F3			1B	FC6-4			1B		5	0	1	1	0	0	4												
Andy Etchebarren, R OBP: 0.409, SLG: 0.450				1B	SH3			1B		4	1	3	0	1	0	0												
Jim Palmer, R OBP: 0.400, SLG: 1.000				1B	SH3			1B		1	0	0	0	0	0	2												
Eddie Watt, R ERA: 4.5				1B	SH3			1B		1	0	0	0	0	1	1												
Moe Drabowsky, R OBP: 1.000, SLG: 1.000				1B	SH3			1B		1	1	1	1	1	0	0												
Inning Stats	R: 2 E: 0 K: 1 S: 6	H: 1 LOB: 1 BB: 1 P: 10	R: 1 E: 0 K: 0 S: 5	H: 2 LOB: 1 BB: 0 P: 5	R: 1 E: 1 K: 1 S: 7	H: 2 LOB: 1 BB: 1 P: 11	R: 5 E: 1 K: 0 S: 7	H: 3 LOB: 1 BB: 2 P: 15	R: 0 E: 0 K: 1 S: 5	H: 1 LOB: 0 BB: 0 P: 5	R: 0 E: 0 K: 0 S: 3	H: 1 LOB: 1 BB: 1 P: 7	R: 0 E: 0 K: 0 S: 3	H: 0 LOB: 0 BB: 0 P: 3	R: 5 E: 1 K: 0 S: 8	H: 5 LOB: 3 BB: 3 P: 20		R: 0 E: 0 K: 0 S: 3	H: 0 LOB: 0 BB: 0 P: 3	1B: 11 2B: 2 3B: 0 HR: 2	SF: 0 SAC: 2 DP: 2 HBP: 0	WP: 2 PB: 0 SB: 0 CS: 1	PA: 47					
PITCHER	IP	WLS	BF	H	R	ER	SO	BB	IBB	HBP	BLK	WP	HR	S	P	ERA		WHIP										
Phil Ortega, R ERA: 9.0	(1, 1)	3.0	L	16	5	4	3	2	0	0	0	0	0	4	12	9.00		2.333										
Buster Narum, R ERA: 27.0	(4, 1)	0.1		6	3	5	4	0	0	0	0	0	0	4	12	108.00		15.000										
Dick Lines, L ERA:	(4, 1)	0.2		3	0	0	0	0	0	0	0	0	1	0	3	0.00		0.000										
Bob Humphreys, R ERA:	(5, 1)	2.0		7	2	0	0	1	1	0	0	0	0	8	12	0.00	1.500											
Casey Cox, R ERA:	(7, 1)	1.0		3	0	0	0	0	0	0	0	0	0	3	3	0.00	0.000											
PITCHER	IP	WLS	BF	H	R	ER	SO	BB	IBB	HBP	BLK	WP	HR	S	P	ERA	WHIP											
Ron Kline, R ERA: 13.5	(8, 1)	0.2		4	5	2	0	0	0	0	0	0	0	2	0	0	0											
Al Closter, L ERA:	(8, 1)	0.1		4	1	0	0	0	0	0	0	0	0	2	10	0.00	9.000											

Batter	1	2	3	4	5	6	7	8	9	AB	R	H	RBI	BB	SO	LOB	TOP					
Fred Valentine, S OBP: 0.385, SLG: 0.565										4	1	1	0	0	0	0	Washington Senators @ Baltimore Orioles Memorial Stadium, Baltimore, MD Wed Apr 20 1966, 6:05 PM EST Att: 6,778 - Unknown					
Don Blasingame, L OBP: 0.365, SLG: 0.417										4	1	2	0	0	0	1						
Ken McMullen, R OBP: 0.346, SLG: 0.739										4	1	2	3	0	0	1						
Frank Howard, R OBP: 0.333, SLG: 0.571										3	0	0	0	1	0	1						
Bob Chance, L OBP: 0.143, SLG: 0.357										4	0	0	0	0	4	2						
Don Lock, R OBP: 0.240, SLG: 0.286										4	0	0	0	0	3	2						
Ed Brinkman, R OBP: 0.333, SLG: 0.450										4	0	3	0	0	0	0						
Doug Camilli, R OBP: 0.250, SLG: 0.200										1	0	0	0	1	0	0						
Jim King, L (7, PH)										1	0	0	0	0	0	1						
Mike Brumley, L OBP: 0.222, SLG: 0.333										1	0	0	0	0	0	1						
Pete Richert, L (1, 1)										2	0	0	0	0	1	2						
Willie Kirkland, L (7, PH)										1	0	0	0	0	0	1						
Casey Cox, R (7, 1)										0	0	0	0	0	0	0						
Bob Saverine, S OBP: 0.600, SLG: 1.000										1	0	0	0	0	0	1						
Inning Stats	R: 1 E: 0 K: 2 S: 9	H: 2 LOB: 2 BB: 1 P: 13	R: 0 E: 0 K: 1 S: 5	H: 0 LOB: 0 BB: 0 P: 5	R: 0 E: 0 K: 0 S: 4	H: 1 LOB: 1 BB: 0 P: 4	R: 0 E: 0 K: 1 S: 6	H: 1 LOB: 2 BB: 1 P: 10	R: 0 E: 0 K: 0 S: 3	H: 0 LOB: 0 BB: 0 P: 3	R: 0 E: 0 K: 0 S: 7	H: 0 LOB: 0 BB: 0 P: 7	R: 0 E: 0 K: 0 S: 3	H: 1 LOB: 0 BB: 0 P: 3	R: 2 E: 0 K: 1 S: 7	H: 2 LOB: 0 BB: 0 P: 7	R: 0 E: 0 K: 1 S: 6	H: 1 LOB: 1 BB: 0 P: 6	1B: 6 2B: 0 3B: 1 HR: 1	SF: 0 SAC: 0 DP: 1 HBP: 0	WP: 0 PB: 0 SB: 1 CS: 0	PA: 36
PITCHER	IP WLS BF H R ER SO BB IBB HBP BLK WP HR S P ERA WHIP																					
Wally Bunker, R ERA: 3.52	(1, 1)	7.1 W 30 7 3 3 6 2 0 0 0 0 0 1 40 48 3.68 1.227																				
Stu Miller, R ERA:	(8, 1)	1.2 S 6 1 0 0 2 0 0 0 0 0 0 0 10 10 0.00 0.600																				

Batter	1	2	3	4	5	6	7	8	9	AB	R	H	RBI	BB	SO	LOB	BOTTOM			
Luis Aparicio, R OBP: 0.286, SLG: 0.333										3	1	3	2	1	0	0	Washington Senators @ Baltimore Orioles Memorial Stadium, Baltimore, MD Wed Apr 20 1966, 6:05 PM EST Att: 6,778 - Unknown			
Curt Blefary, L OBP: 0.355, SLG: 0.538										2	1	0	0	1	0	2				
Russ Snyder, L (8, 7)										0	0	0	0	0	0	0				
Frank Robinson, R OBP: 0.576, SLG: 0.958										3	1	0	0	1	1	3				
Brooks Robinson, R OBP: 0.406, SLG: 0.690										4	0	1	0	0	0	3				
Boog Powell, L OBP: 0.310, SLG: 0.174										4	0	1	2	0	1	1				
Davey Johnson, R OBP: 0.241, SLG: 0.214										4	0	1	0	0	2	2				
Paul Blair, R OBP: 0.276, SLG: 0.571										4	0	0	0	0	0	2				
Andy Etchebarran, R OBP: 0.423, SLG: 0.625										4	2	2	1	0	1	0				
Wally Bunker, R OBP: 0.200, SLG: 0.400										3	1	1	0	0	0	1				
Stu Miller, R (8, 1)										1	0	0	0	0	1	0				
Inning Stats	R: 0 E: 0 K: 0 S: 3	H: 0 LOB: 0 BB: 1 P: 7	R: 0 E: 0 K: 1 S: 5	H: 0 LOB: 0 BB: 0 P: 5	R: 1 E: 0 K: 1 S: 7	H: 2 LOB: 1 BB: 0 P: 7	R: 0 E: 0 K: 2 S: 8	H: 1 LOB: 1 BB: 0 P: 8	R: 1 E: 0 K: 0 S: 5	H: 2 LOB: 1 BB: 0 P: 5	R: 0 E: 0 K: 0 S: 4	H: 1 LOB: 0 BB: 0 P: 4	R: 4 E: 0 K: 0 S: 6	H: 3 LOB: 1 BB: 2 P: 14	R: 0 E: 0 K: 2 S: 7	H: 0 LOB: 0 BB: 0 P: 7	1B: 3 2B: 5 3B: 0 HR: 1	SF: 0 SAC: 1 DP: 0 HBP: 0	WP: 0 PB: 0 SB: 0 CS: 0	PA: 36
PITCHER	IP WLS BF H R ER SO BB IBB HBP BLK WP HR S P ERA WHIP																			
Pete Richert, L ERA: 3.8	(1, 1)	6.0 L 25 6 2 2 4 1 0 0 0 0 0 0 13 21 3.00 1.167																		
Casey Cox, R ERA: 6.35	(7, 1)	2.0 11 3 4 4 2 1 1 0 0 0 0 0 13 21 18.00 2.000																		

Batter	1	2	3	4	5	6	7	8	9	AB	R	H	RBI	BB	SO	LOB	TOP								
Don Wert, R OBP: 0.419, SLG: 0.400 (1, 5)	L6			F6		L1		G6-4-3		4	0	0	0	0	0	1									
Jerry Lumpe, L OBP: 0.409, SLG: 0.361 (1, 4) Dick Tracewski, R (9, FR)	1-3			1-3		F4			FC4-6 1B	4	0	1	0	0	0	0									
Norm Cash, L OBP: 0.318, SLG: 0.429 (1, 3)	4-3								FC4-6 1-2	4	1	2	1	0	0	1									
Al Kaline, R OBP: 0.444, SLG: 0.622 (1, 9)		L4		L6-3					L7	4	1	1	0	0	0	2									
Willie Horton, R OBP: 0.256, SLG: 0.343 (1, 7)		F9							G3	4	1	1	2	0	1	1									
Don Demeter, R OBP: 0.294, SLG: 0.529 (1, 8)		F4							F6	3	0	0	0	0	0	0									
Dick McAuliffe, L OBP: 0.415, SLG: 0.457 (1, 6)				F7					1-3	3	0	0	0	0	0	0									
Bill Freehan, R OBP: 0.267, SLG: 0.345 (1, 2)				F8					F8	3	0	0	0	0	0	0									
Mickey Lolich, S OBP: 0.167, SLG: 0.167 (1, 1) Orlando Pena, R (2, 1) Jake Wood, R (6, PH) Terry Fox, R (6, 1) Mickey Stanley, R OBP: 0.349, SLG: 0.142 (8, 1) Fred Gladding, L (8, 1)						6-3			G6-4-3 BB	0	0	0	0	0	0	0									
Inning Stats	R: 0 E: 0 K: 0 S: 3	H: 0 LOB: 0 BB: 0 P: 3	R: 0 E: 0 K: 0 S: 3	H: 0 LOB: 0 BB: 0 P: 3	R: 0 E: 0 K: 1 S: 5	H: 0 LOB: 0 BB: 0 P: 5	R: 0 E: 0 K: 0 S: 4	H: 1 LOB: 1 BB: 0 P: 4	R: 1 E: 0 K: 0 S: 4	H: 1 LOB: 0 BB: 0 P: 4	R: 0 E: 0 K: 0 S: 3	H: 0 LOB: 0 BB: 0 P: 3	R: 2 E: 0 K: 0 S: 5	H: 2 LOB: 0 BB: 0 P: 5	R: 0 E: 0 K: 0 S: 2	H: 0 LOB: 0 BB: 1 P: 6	R: 0 E: 0 K: 1 S: 6	H: 1 LOB: 1 BB: 0 P: 6	1B: 1 2B: 2 3B: 0 HR: 2	SF: 0 SAC: 0 DP: 1 HBP: 0	WP: 1 PB: 0 SB: 0 CS: 0	PA: 32			
PITCHER	IP	WLS	BF	H	R	ER	SO	BB	IBB	HBP	BLK	WP	HR	S	P	ERA	WHIP								
Mike McCormick, L ERA: 4.15 (1, 1)	7.1	W	27	4	3	3	1	1	0	0	0	1	2	28	32	3.68	0.682								
Casey Cox, R ERA: 4.91 (8, 1)	1.2	S	5	1	0	0	1	0	0	0	0	0	0	7	7	0.00	0.600								

Detroit Tigers @ Washington Senators
 D.C. Stadium, Washington, DC
 Sat Apr 23 1966, 3:33 AM EST
 Att: 2,901 - Unknown

AB	31
R	3
H	5
RBI	3
BB	1
SO	2
LOB	5

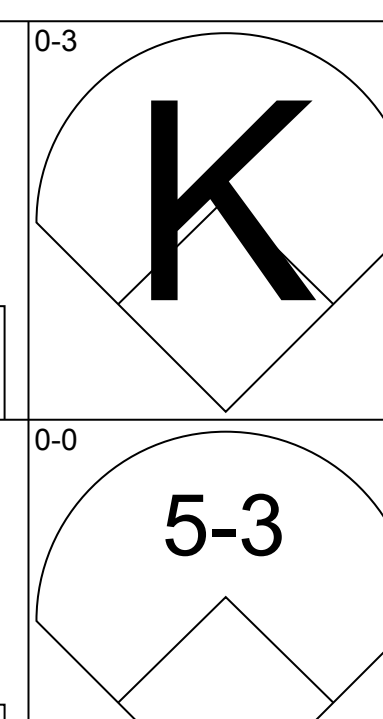
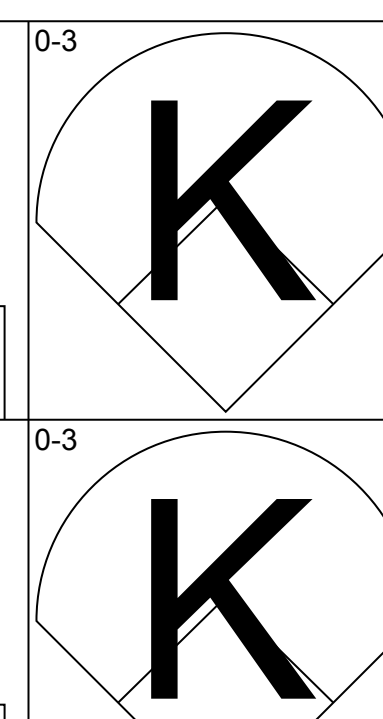
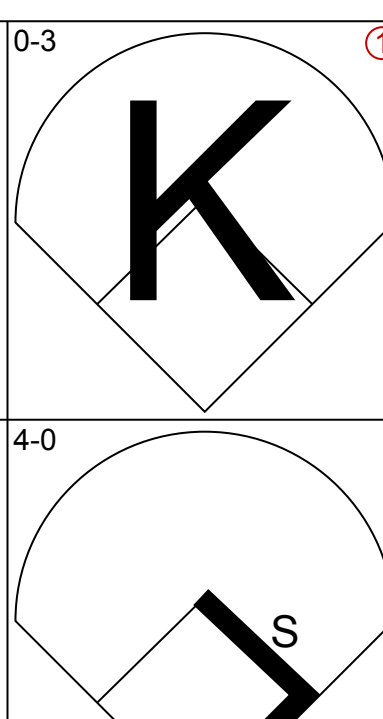
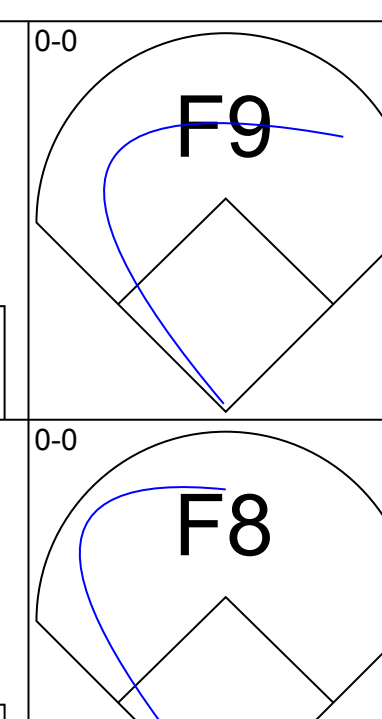
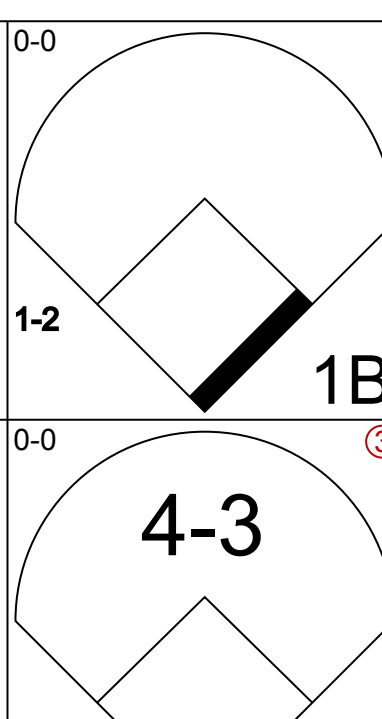
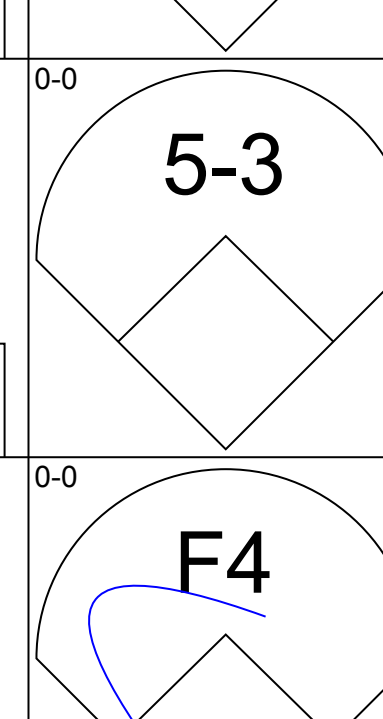
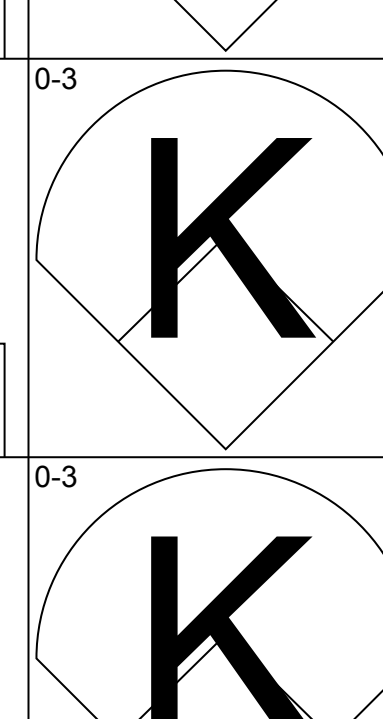
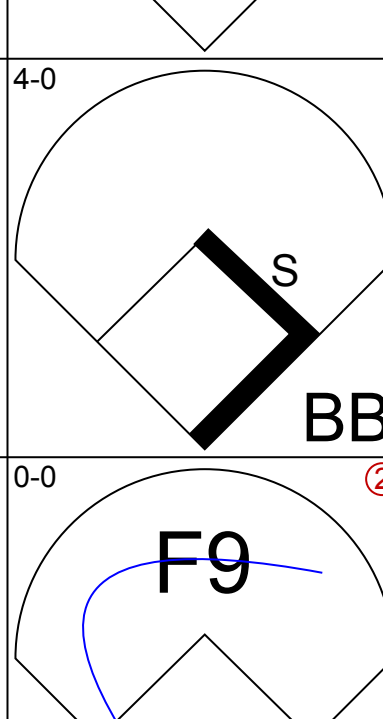
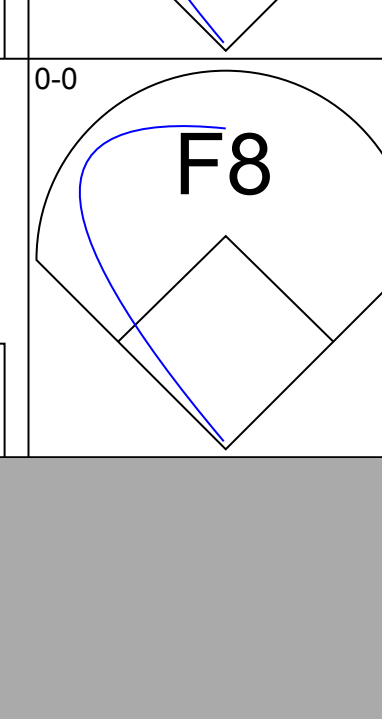

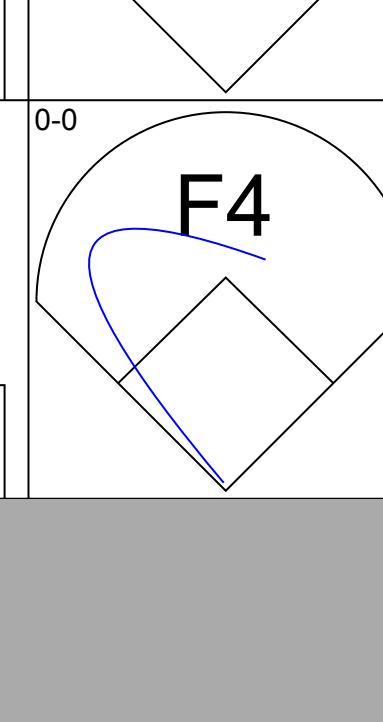
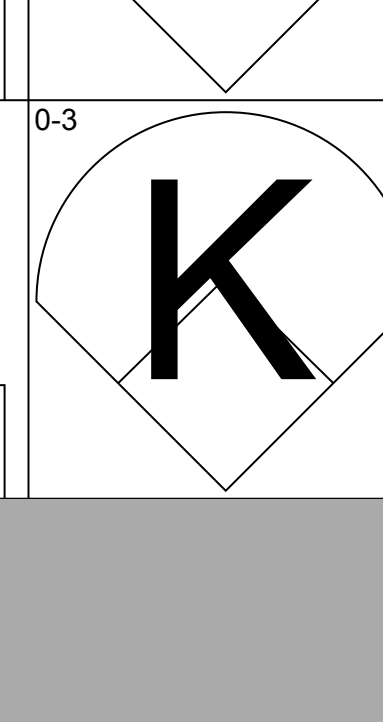
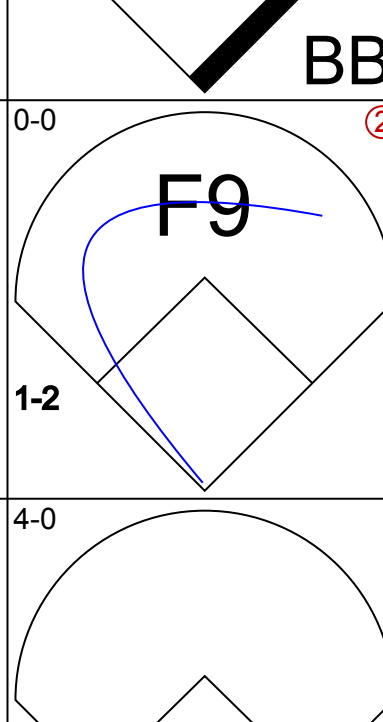
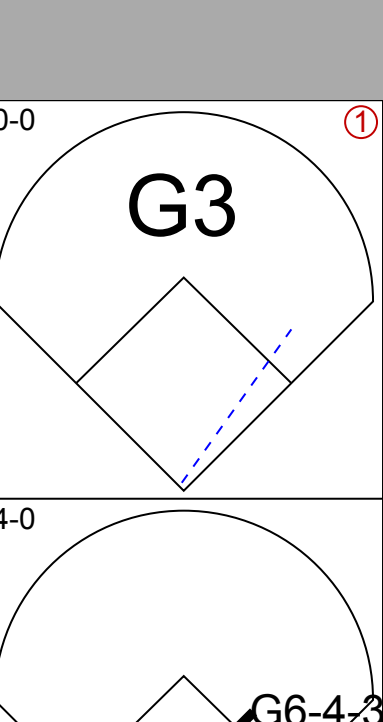
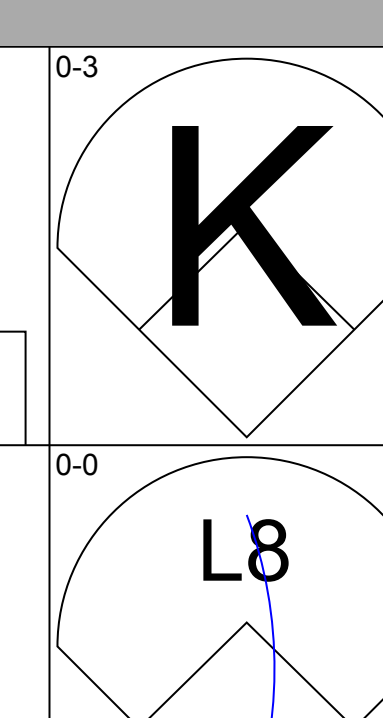
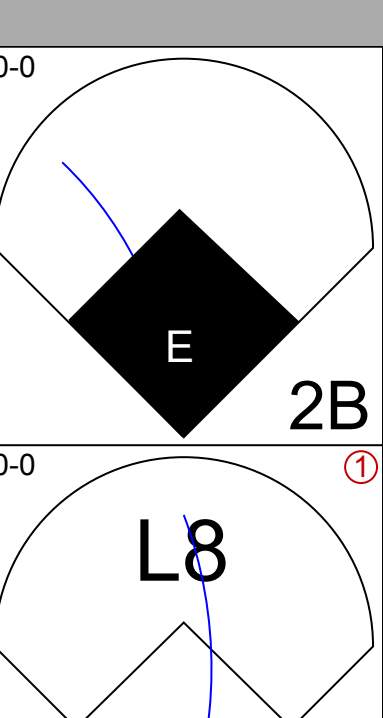
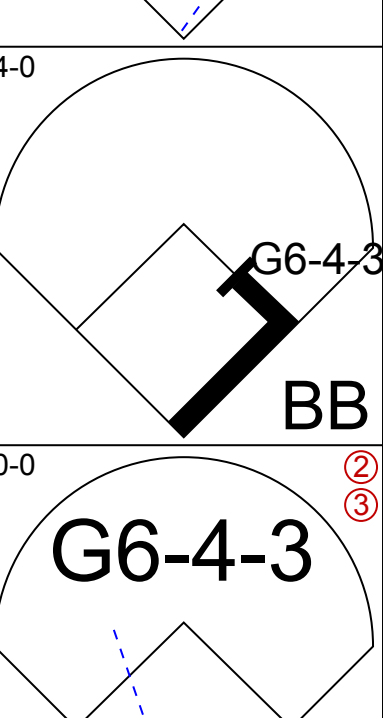
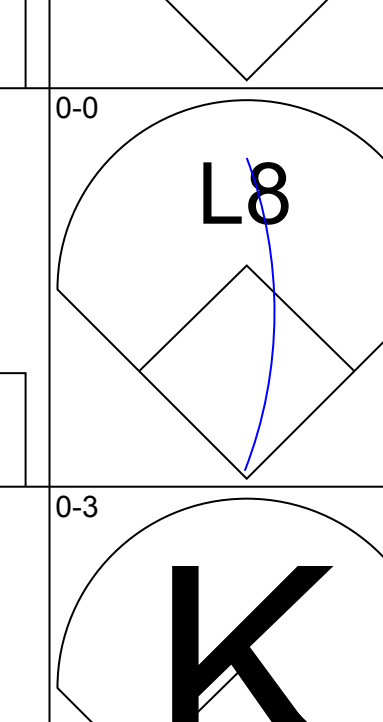
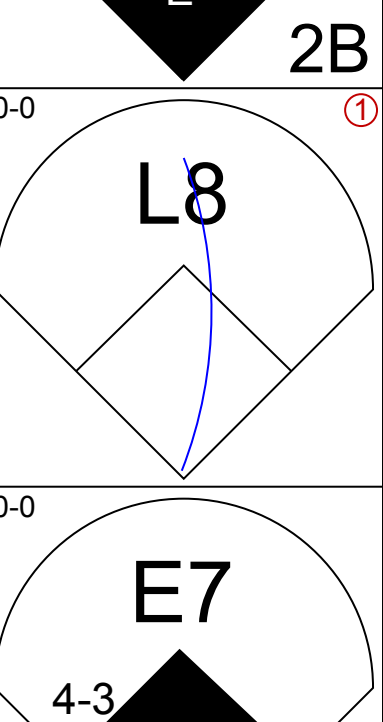
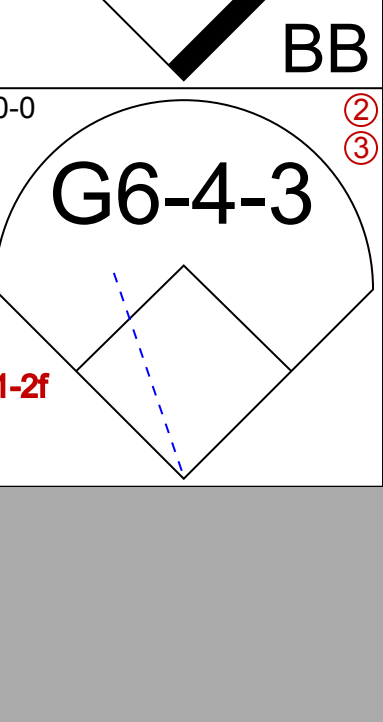
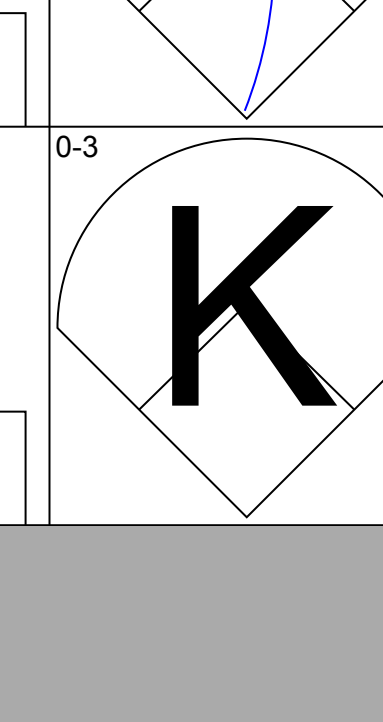
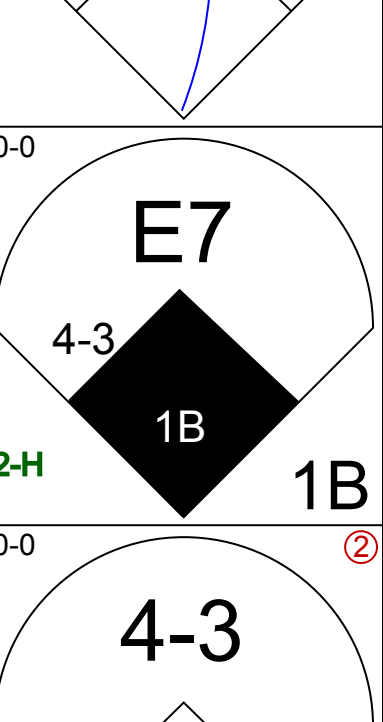
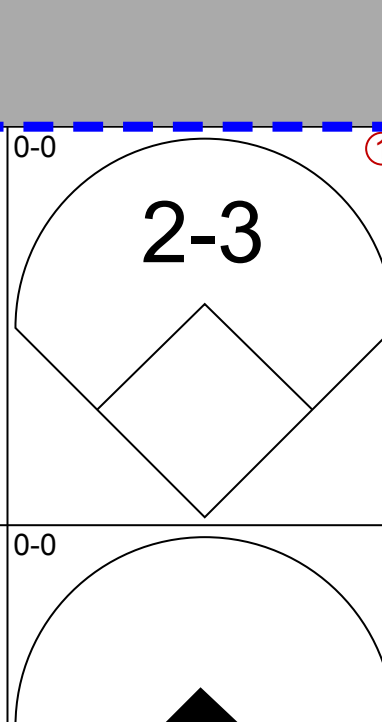
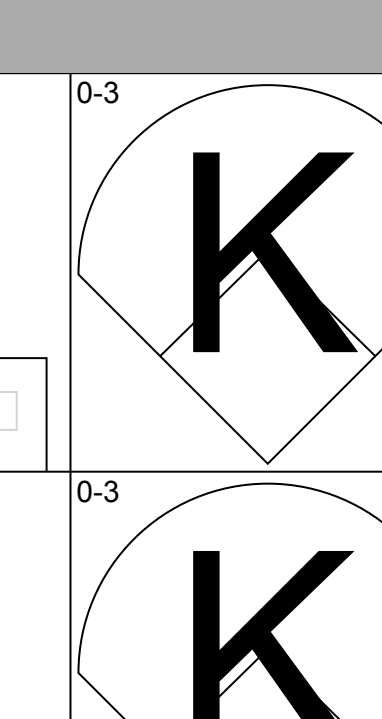
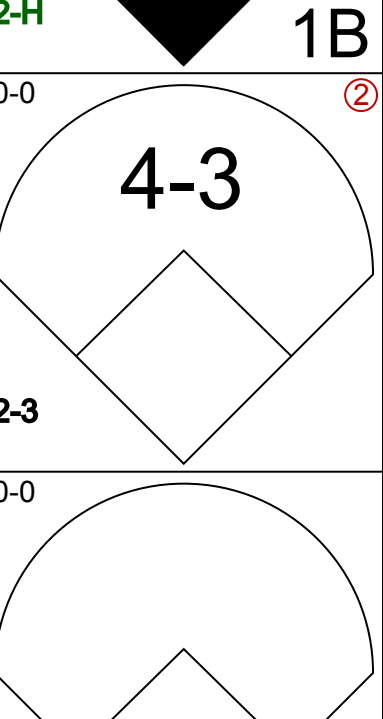
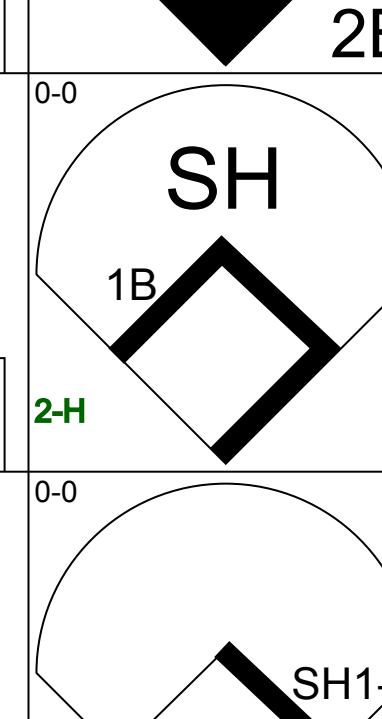
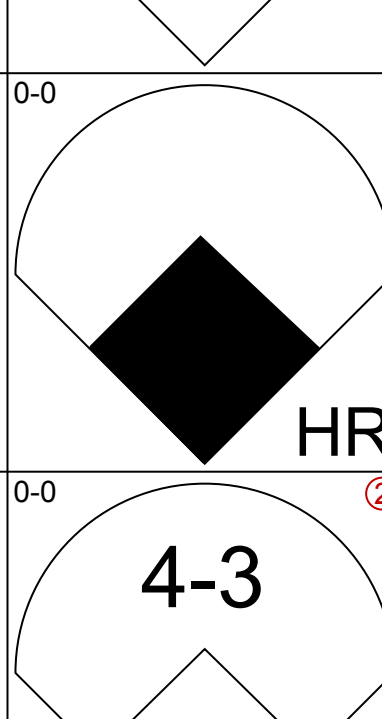
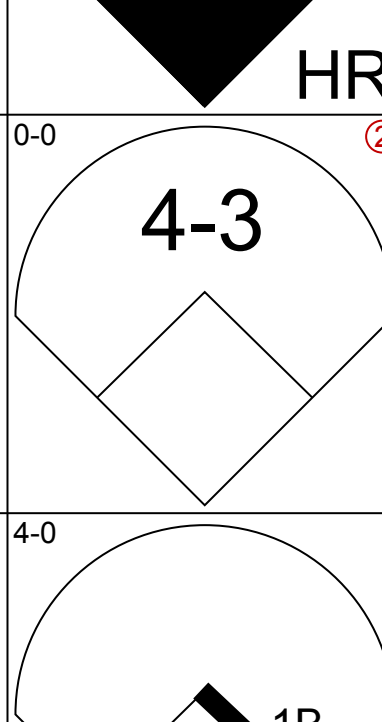
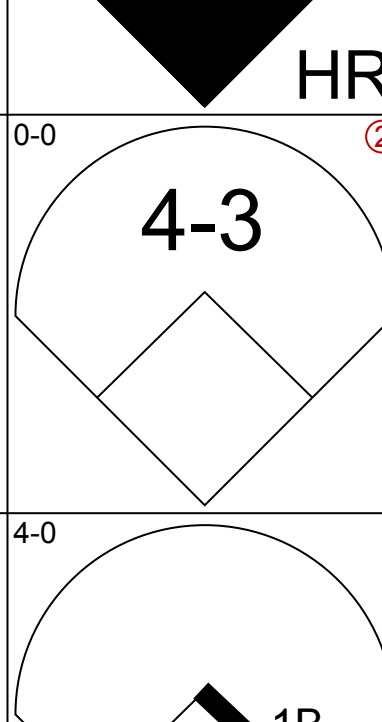
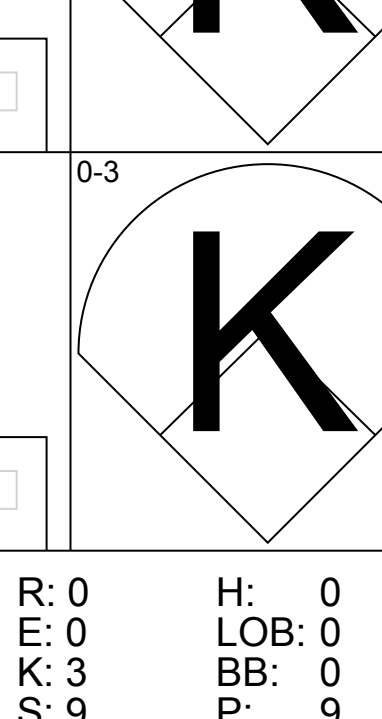
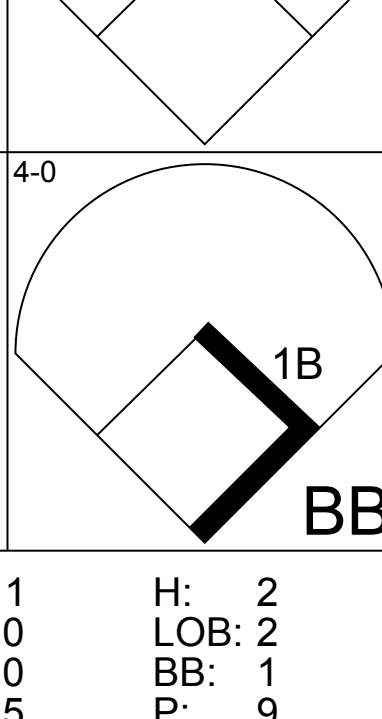


Batter	1	2	3	4	5	6	7	8	9	AB	R	H	RBI	BB	SO	LOB	BOTTOM								
Fred Valentine, S OBP: 0.333, SLG: 0.481 (1, 9)	6-3	G4-3			L9	F8				4	0	0	0	0	0	4									
Ed Brinkman, R OBP: 0.280, SLG: 0.375 (1, 6)	L8	L1			F8				F8	4	0	0	0	0	0	1									
Ken McMullen, R OBP: 0.367, SLG: 0.704 (1, 5)						2B 1B			F8	4	1	2	0	0	1	0									
Frank Howard, R OBP: 0.357, SLG: 0.600 (1, 7) Willie Kirkland, L (8, 7)	5-3					WP 1-H 2B			6-3	4	0	2	1	0	0	1									
Don Lock, R OBP: 0.276, SLG: 0.292 (1, 8)										3	1	1	0	1	2	2									
John Orsino, R OBP: 0.500, SLG: 0.667 (1, 3) Dick Nen, L (6, FR) (7, 3)										3	1	2	0	0	1	1									
Ken Hamlin, R OBP: 0.313, SLG: 0.333 (1, 4)										3	1	1	1	0	0	1									
Doug Camilli, R OBP: 0.250, SLG: 0.214 (1, 2)										4	0	1	1	0	0	2									
Mike McCormick, L OBP: 0.500, SLG: 0.500 (1, 1) Casey Cox, R (8, 1)										2	0	1	0	0	0	0									
Inning Stats	R: 0 E: 0 K: 0 S: 4	H: 1 LOB: 1 BB: 0 P: 4	R: 3 E: 0 K: 0 S: 7	H: 5 LOB: 1 BB: 0 P: 7	R: 0 E: 0 K: 3 S: 10	H: 1 LOB: 1 BB: 0 P: 10	R: 0 E: 0 K: 0 S: 3	H: 0 LOB: 0 BB: 0 P: 3	R: 1 E: 0 K: 1 S: 7	H: 2 LOB: 1 BB: 0 P: 7	R: 1 E: 1 K: 0 S: 5	H: 1 LOB: 2 BB: 0 P: 5	R: 0 E: 0 K: 0 S: 3	H: 0 LOB: 0 BB: 0 P: 3	R: 0 E: 0 K: 0 S: 3	H: 0 LOB: 1 BB: 1 P: 7	1B: 8 2B: 2 3B: 0 HR: 0	SF: 0 SAC: 2 DP: 1 HBP: 0	WP: 1 PB: 0 SB: 0 CS: 0	PA: 35					
PITCHER	IP	WLS	BF	H	R	ER	SO	BB	IBB	HBP	BLK	WP	HR	S	P	ERA	WHIP								
Mickey Lolich, L ERA: 4.76 (1, 1)	1.0	L	8	5	3	3	0	0	0	0	0	1	0	23	23	2.25	1.000								
Orlando Pena, R ERA: 1.0 (2, 1)	4.0		15	4	1	1	4	0	0	0	0	1	0	23	23	2.25	1.000								
Terry Fox, R ERA: 4.91 (6, 1)	2.0		8	1	1	0	0	0	0	0	0	0	0	8	8	0.00	0.500								
Fred Gladding, R ERA: (8, 1)	1.0		4	0	0	0	0	1	0	0	0	0	0	3	7	0.00	1.000								

Detroit Tigers @ Washington Senators
 D.C. Stadium, Washington, DC
 Sat Apr 23 1966, 3:33 AM EST
 Att: 2,901 - Unknown

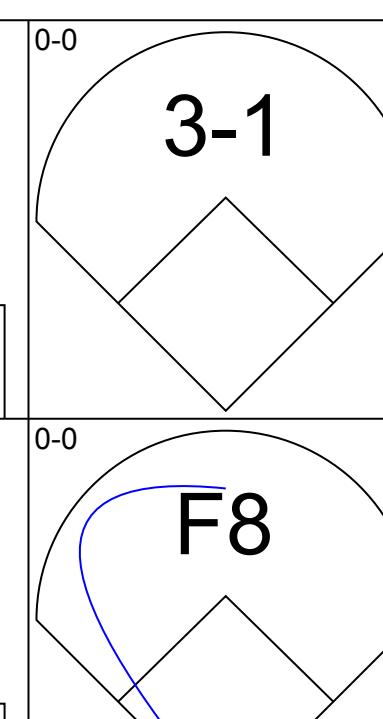
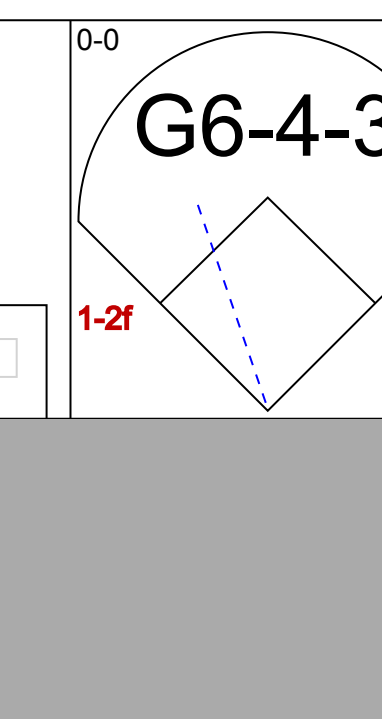
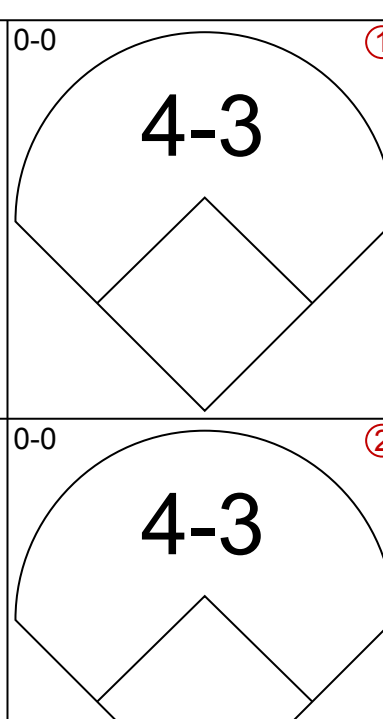
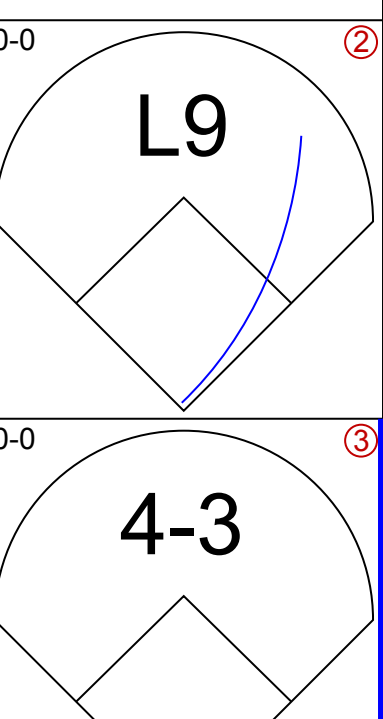
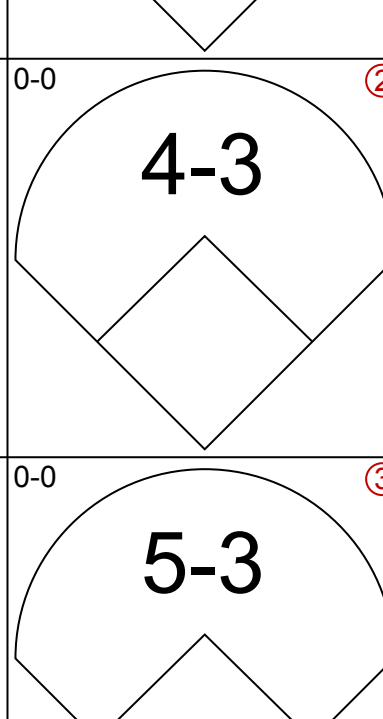
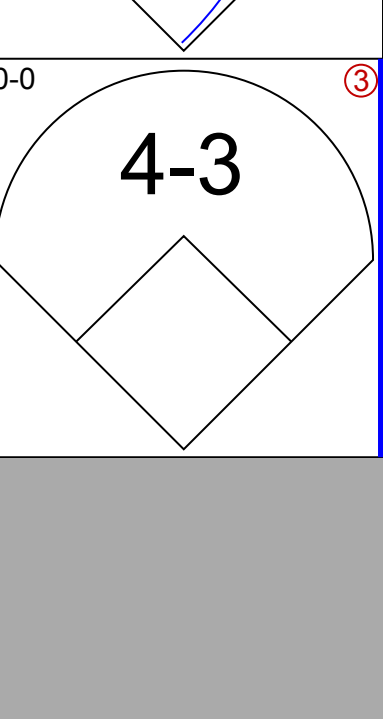
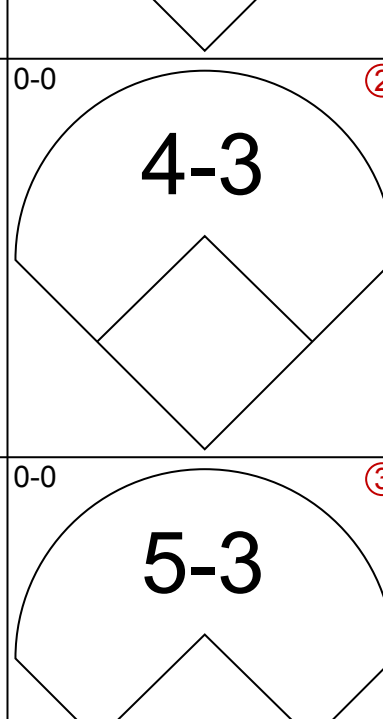
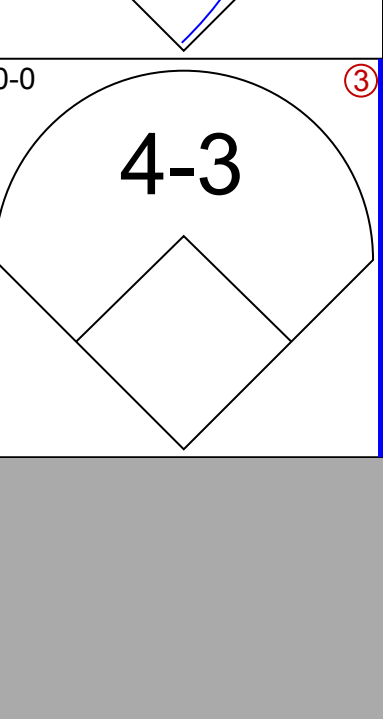
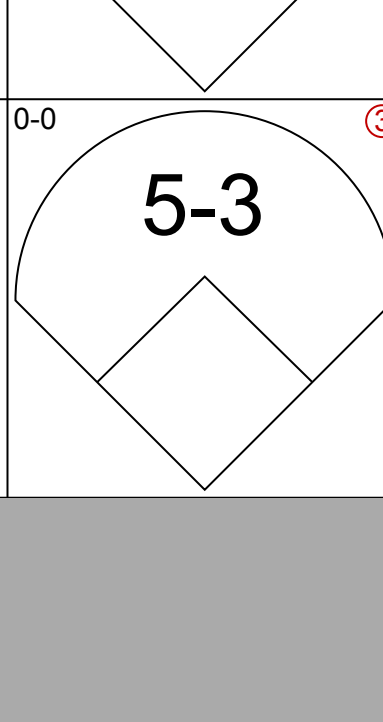
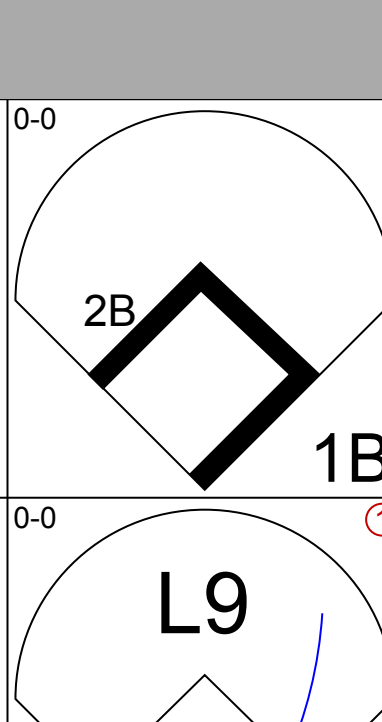
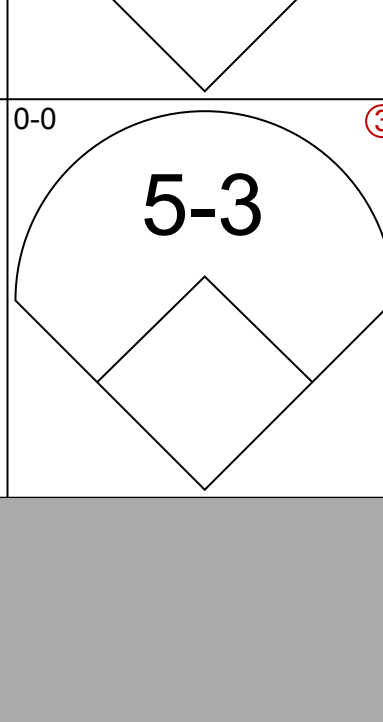
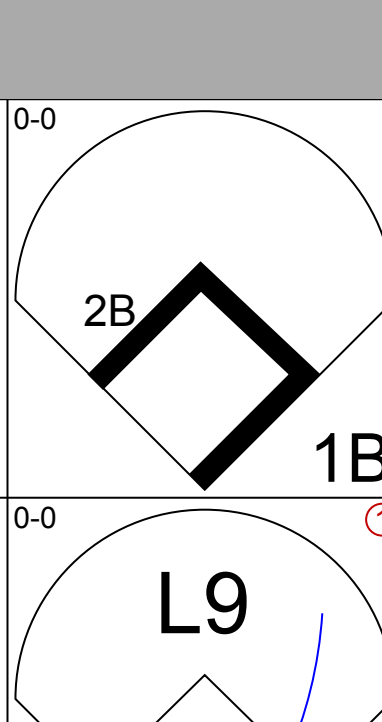
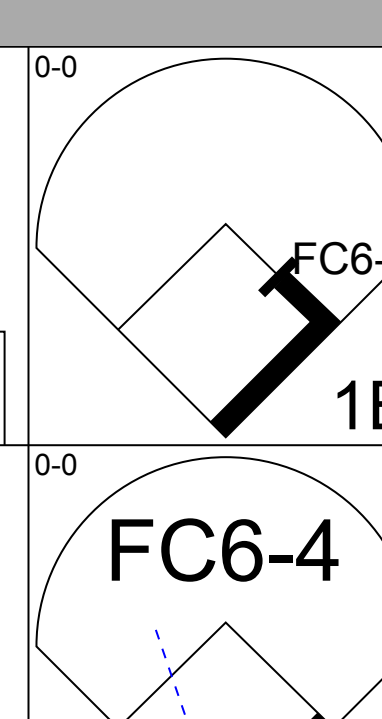
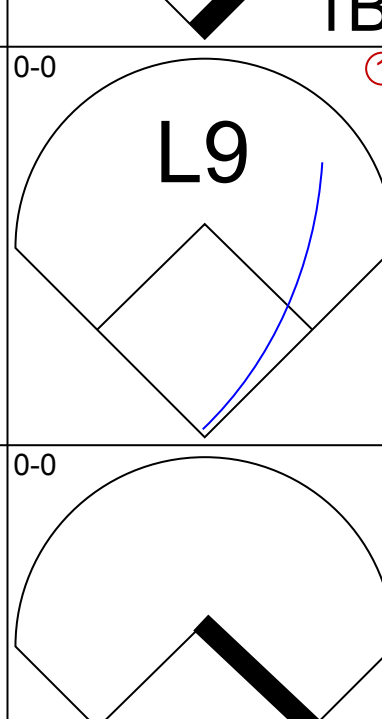
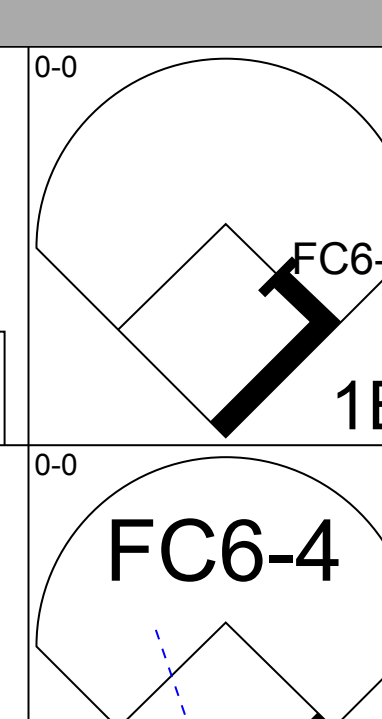
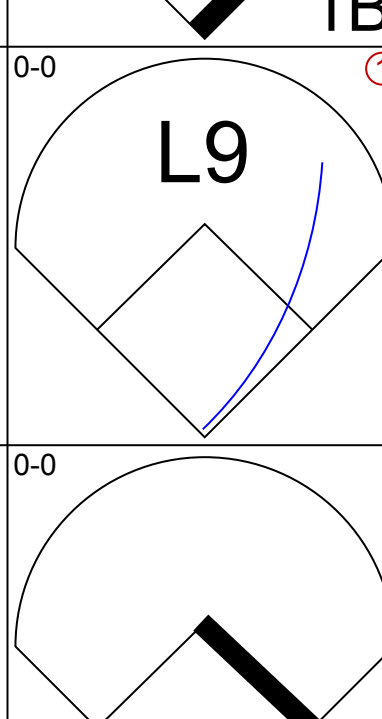




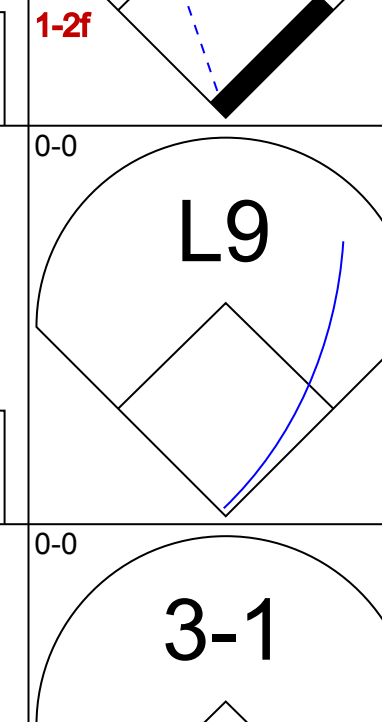
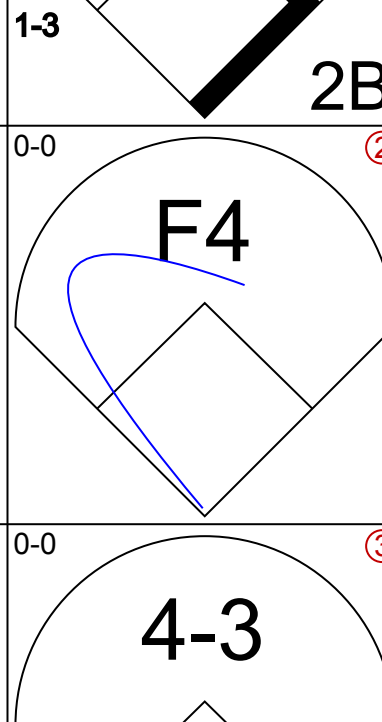


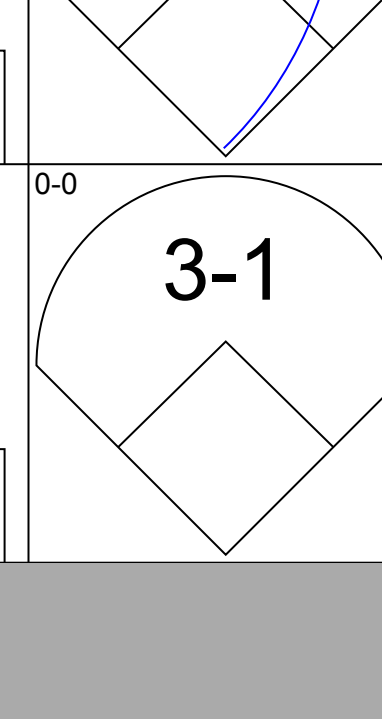
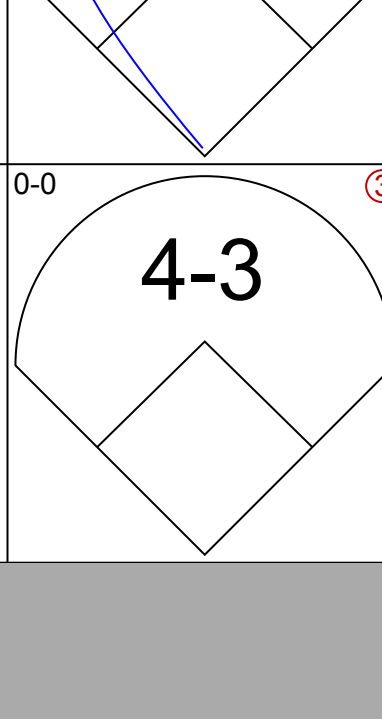
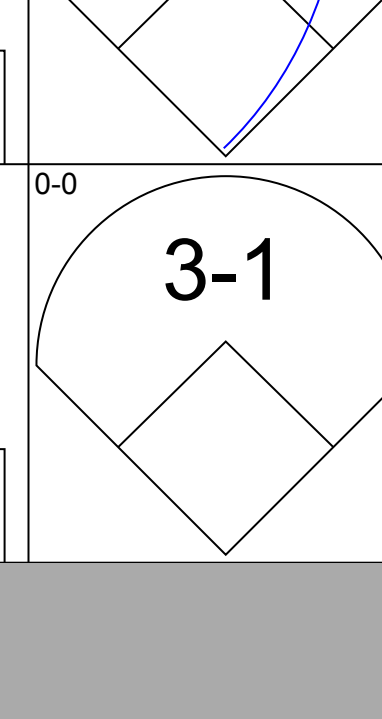
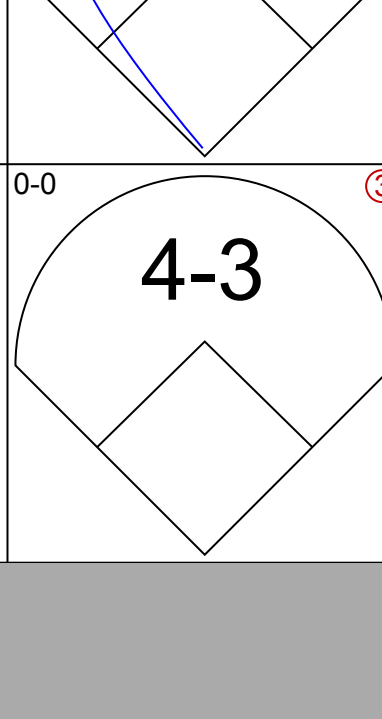
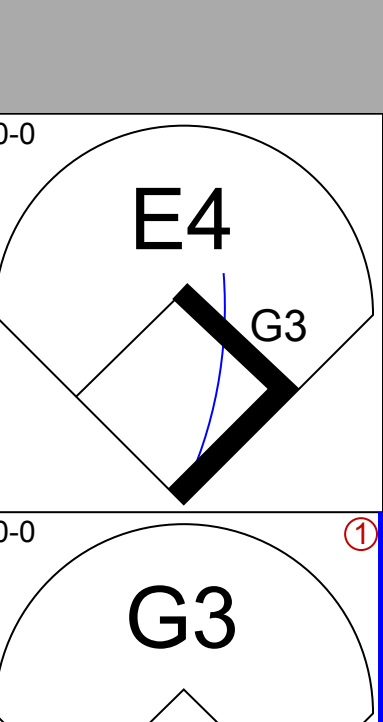
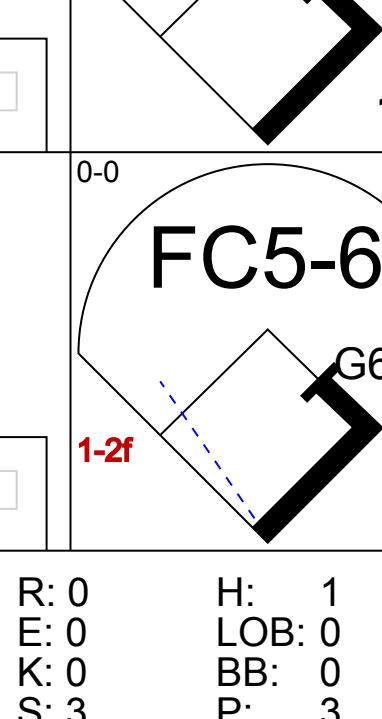
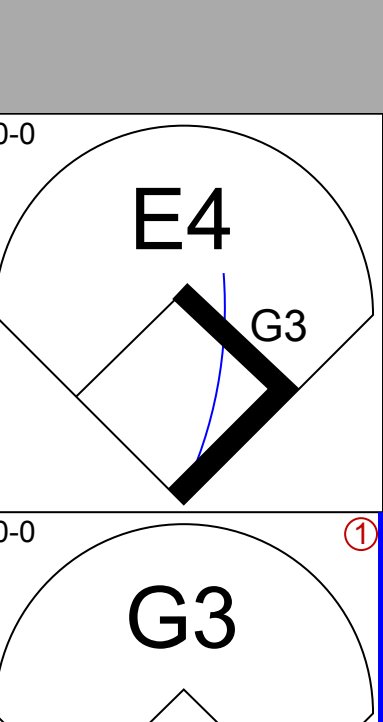
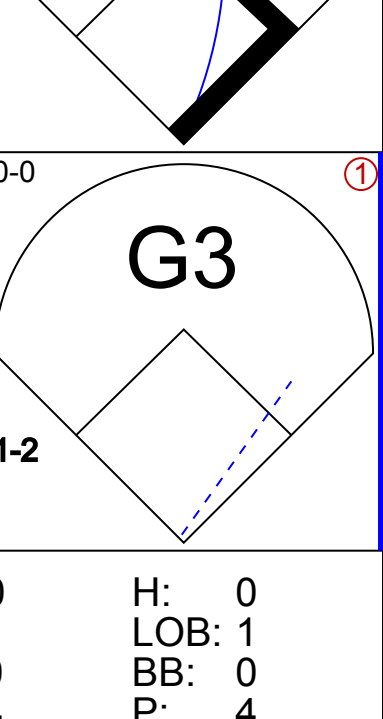
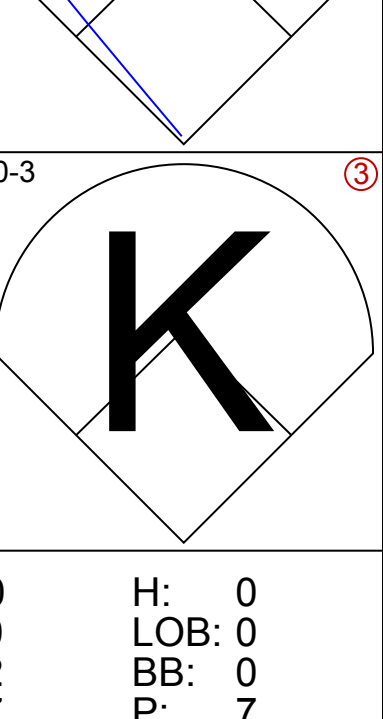
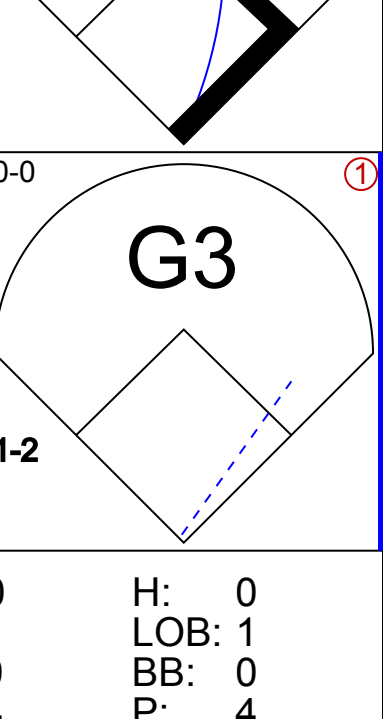
AB	32
R	5
H	10
RBI	3
BB	1
SO	4
LOB	13



Batter	1	2	3	4	5	6	7	8	9	AB	R	H	RBI	BB	SO	LOB	TOP								
Dick Tracewski, R OBP: 0.200, SLG: 0.200 (1, 4)										5	0	1	0	0	3	2	Detroit Tigers @ Washington Senators D.C. Stadium, Washington, DC Sun Apr 24 1966, 3:33 AM EDT Unknown								
Don Wert, R OBP: 0.396, SLG: 0.359 (1, 5)										4	0	0	0	1	1	4									
Norm Cash, L OBP: 0.292, SLG: 0.391 (1, 3)										4	0	0	0	0	1	1									
Al Kaline, R OBP: 0.469, SLG: 0.641 (1, 9)										2	1	1	0	2	1	0									
Willie Horton, R OBP: 0.233, SLG: 0.308 (1, 7)										4	0	0	0	0	1	4									
Don Demeter, R OBP: 0.333, SLG: 0.571 (1, 8)										4	2	2	1	0	1	0									
Ray Oyler, R OBP: 0.333, SLG: 1.333 (1, 6)										3	1	1	1	0	1	1									
Orlando McFarlane, R OBP: 0.333, SLG: 0.667 (1, 2)										4	0	2	1	0	1	0									
Bill Monbouquette, R OBP: 0.286, SLG: 0.167 (1, 1)										2	0	0	0	1	2	1									
Inning Stats	R: 0 E: 0 K: 1 S: 5	H: 0 LOB: 0 BB: 0 P: 5	R: 0 E: 0 K: 2 S: 7	H: 0 LOB: 0 BB: 0 P: 7	R: 0 E: 0 K: 3 S: 9	H: 0 LOB: 0 BB: 0 P: 9	R: 0 E: 0 K: 3 S: 9	H: 0 LOB: 0 BB: 0 P: 9	R: 2 E: 1 K: 1 S: 8	H: 3 LOB: 1 BB: 2 P: 8	R: 0 E: 0 K: 2 S: 7	H: 0 LOB: 2 BB: 2 P: 15	R: 1 E: 1 K: 0 S: 6	H: 2 LOB: 2 BB: 0 P: 6	R: 0 E: 0 K: 0 S: 2	H: 0 LOB: 0 BB: 1 P: 6	R: 1 E: 0 K: 0 S: 5	H: 2 LOB: 2 BB: 1 P: 9	1B: 4 2B: 2 3B: 0 HR: 1	SF: 0 SAC: 2 DP: 1 HBP: 0	WP: 0 PB: 0 SB: 1 CS: 0	PA: 38			
PITCHER	IP	WLS	BF	H	R	ER	SO	BB	IBB	HBP	BLK	WP	HR	S	P	ERA	WHIP								
Pete Richert, L ERA: 3.62 (1, 1)	6.0	L	26	5	3	2	12	1	1	0	0	0	0	48	56	3.00	1.000								
Howie Koplitz, R ERA: (7, 1)	2.0		6	0	0	0	0	1	0	0	0	0	0	5	9	0.00	0.500								
Buster Narum, R ERA: 21.6 (9, 1)	1.0		6	2	1	1	0	1	0	0	0	0	1	5	9	9.00	3.000								

AB	32
R	4
H	7
RBI	3
BB	4
SO	12
LOB	13



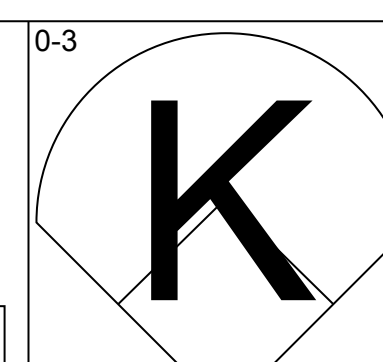
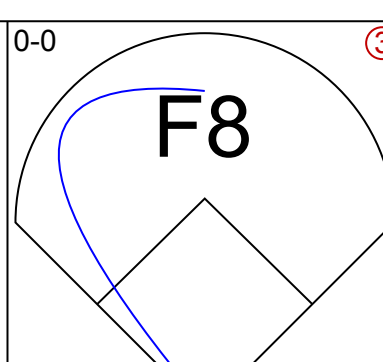
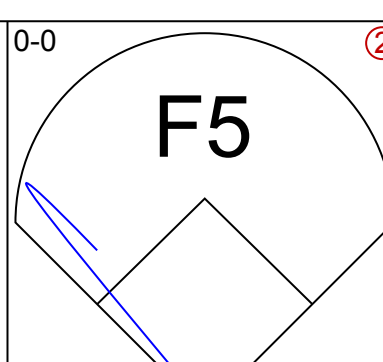
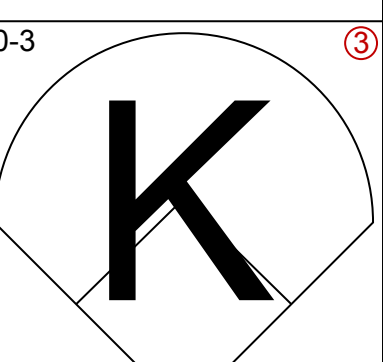
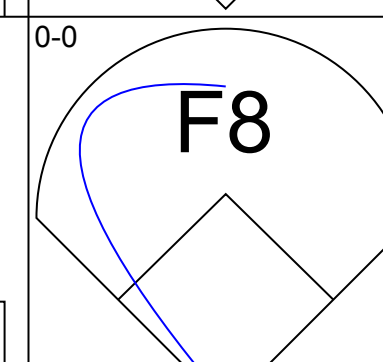
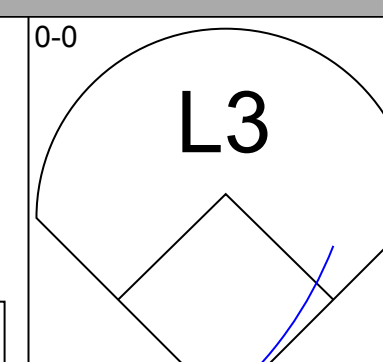
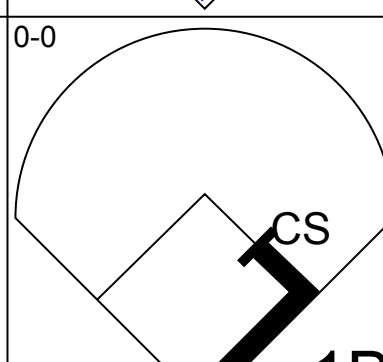
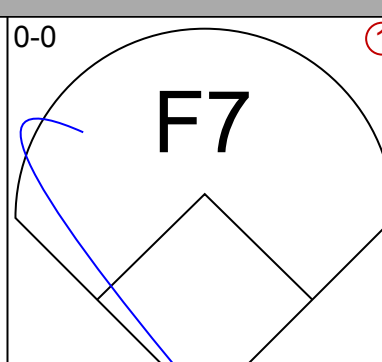
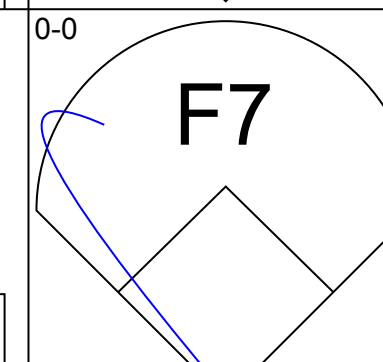
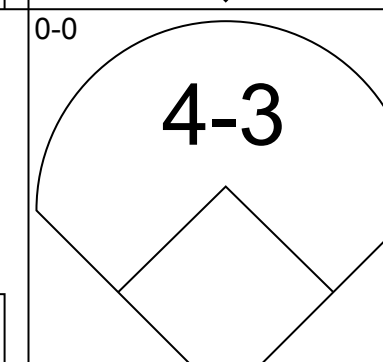
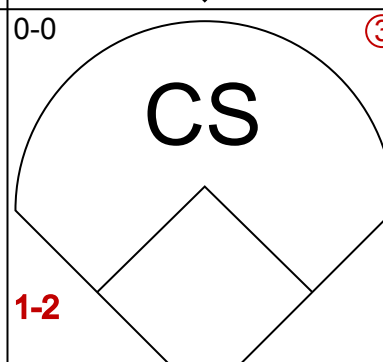
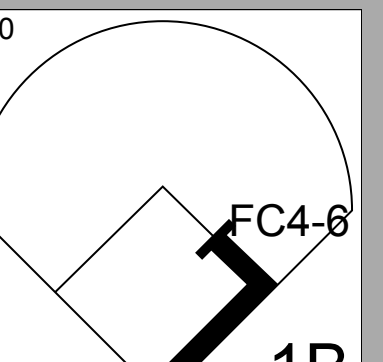
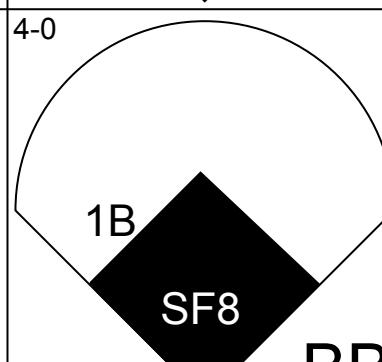
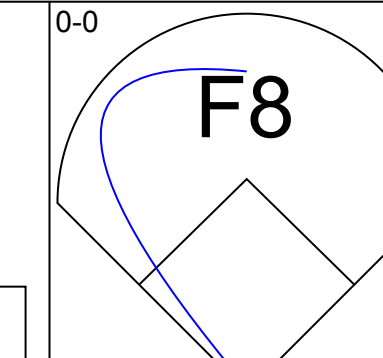
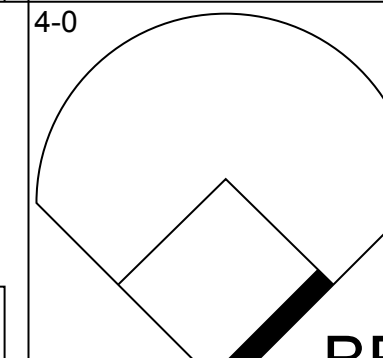
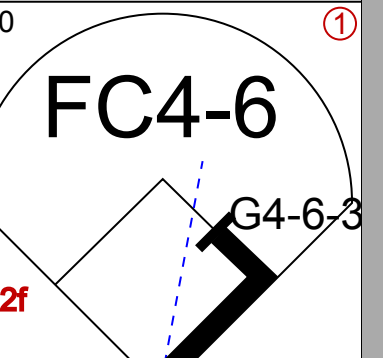
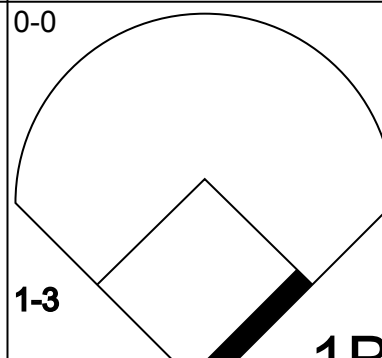
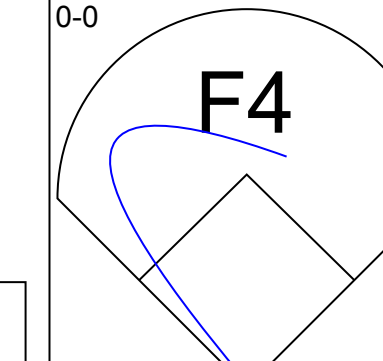
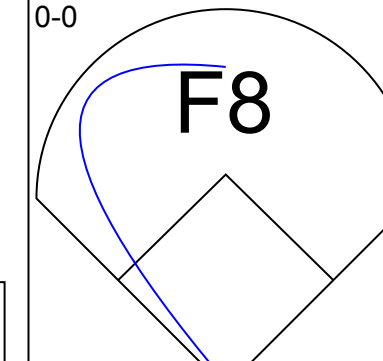
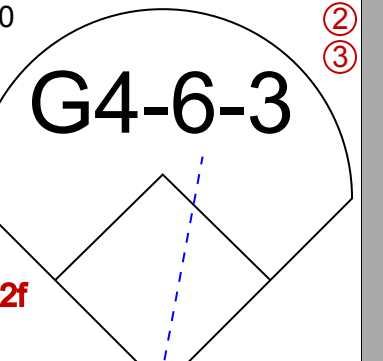
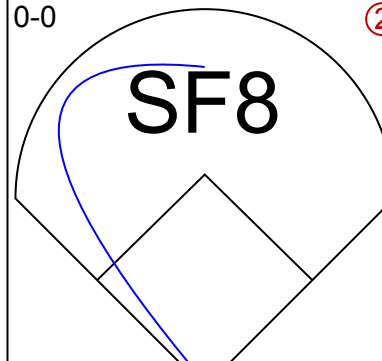
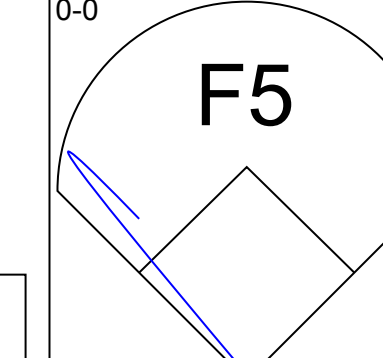
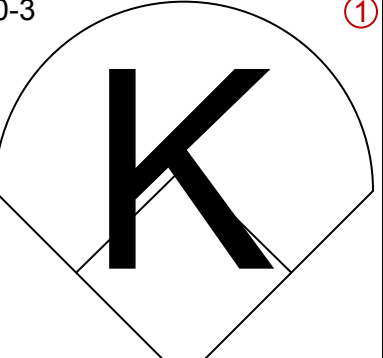
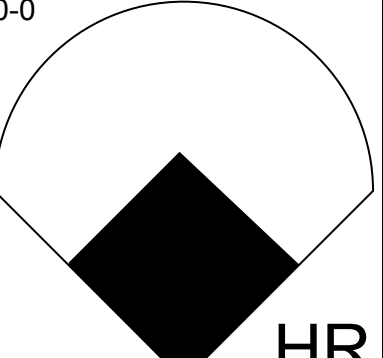
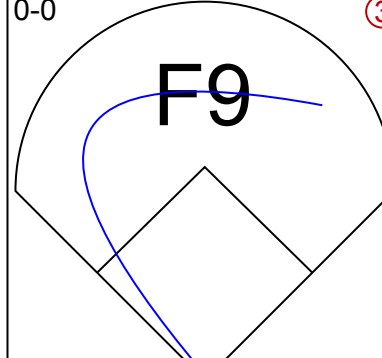
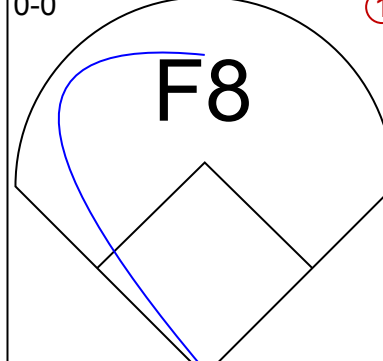
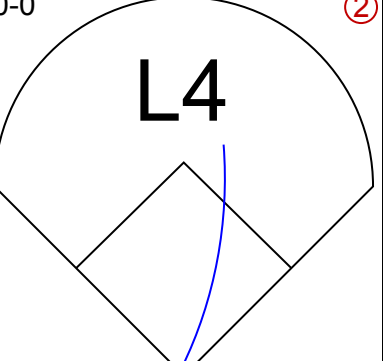
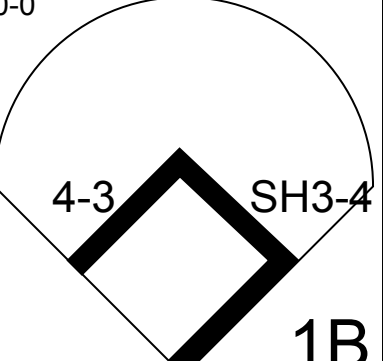
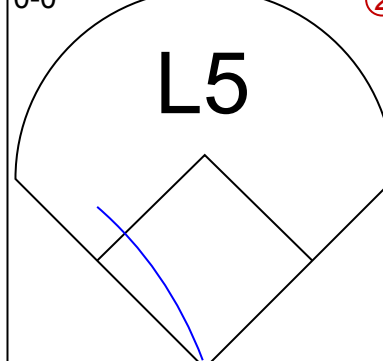
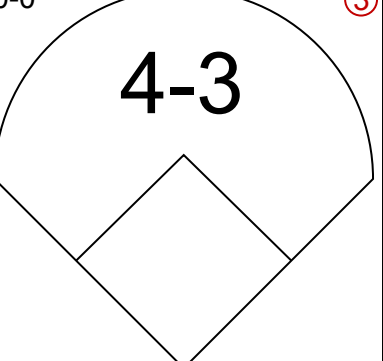
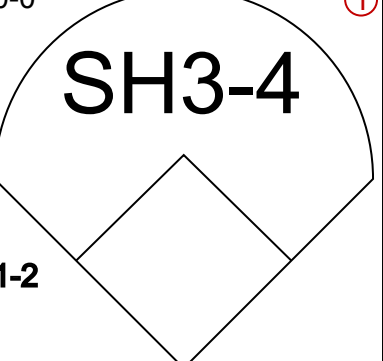


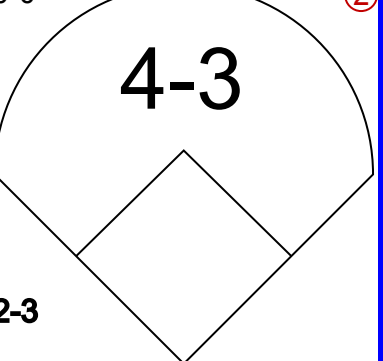
Batter	1	2	3	4	5	6	7	8	9	AB	R	H	RBI	BB	SO	LOB	BOTTOM								
Fred Valentine, S OBP: 0.294, SLG: 0.419 (1, 9) (8, 8)										4	0	0	0	0	0	2	Detroit Tigers @ Washington Senators D.C. Stadium, Washington, DC Sun Apr 24 1966, 3:33 AM EDT Unknown								
Don Blasingame, L OBP: 0.294, SLG: 0.313 Buster Narum, R (1, 4) (9, 1)										4	0	0	0	0	0	1									
Ken McMullen, R OBP: 0.382, SLG: 0.677 (1, 5)										4	0	2	0	0	0	0									
Frank Howard, R OBP: 0.344, SLG: 0.552 (1, 7)										4	0	1	0	0	0	2									
Bob Chance, L OBP: 0.278, SLG: 0.500 (1, 3)										4	0	3	0	0	0	1									
Don Lock, R OBP: 0.298, SLG: 0.269 Jim King, L (7, PH) (8, 9)										2	0	0	0	0	0	3									
Ed Brinkman, R OBP: 0.241, SLG: 0.321 (1, 6)										4	0	0	0	0	1	4									
Doug Camilli, R OBP: 0.278, SLG: 0.250 Bob Saverine, S OBP: 0.500, SLG: 0.800 (8, PH) (9, 4)										2	0	1	0	0	0	0									
Pete Richert, L Howie Koplitz, R Willie Kirkland, L Mike Brumley, L (1, 1) (7, 1) (8, PH) (9, 2)										2	0	0	0	0	1	1									
Inning Stats	R: 0 E: 0 K: 0 S: 3	H: 0 LOB: 0 BB: 0 P: 3	R: 0 E: 0 K: 0 S: 4	H: 1 LOB: 1 BB: 0 P: 4	R: 0 E: 0 K: 0 S: 3	H: 1 LOB: 0 BB: 0 P: 3	R: 0 E: 0 K: 0 S: 5	H: 2 LOB: 2 BB: 0 P: 5	R: 0 E: 0 K: 2 S: 7	H: 0 LOB: 0 BB: 0 P: 7	R: 0 E: 0 K: 0 S: 3	H: 0 LOB: 0 BB: 0 P: 3	R: 0 E: 0 K: 0 S: 4	H: 1 LOB: 1 BB: 0 P: 4	R: 0 E: 1 K: 0 S: 4	H: 0 LOB: 1 BB: 0 P: 4	R: 0 E: 0 K: 0 S: 5	H: 2 LOB: 2 BB: 0 P: 5	1B: 6 2B: 1 3B: 0 HR: 0	SF: 0 SAC: 0 DP: 1 HBP: 0	WP: 0 PB: 0 SB: 0 CS: 0	PA: 34			
PITCHER	IP	WLS	BF	H	R	ER	SO	BB	IBB	HBP	BLK	WP	HR	S	P	ERA	WHIP								
Bill Monbouquette, R ERA: 3.15 (1, 1)	9.0	W	34	7	0	0	2	0	0	0	0	0	0	38	38	0.00	0.778								

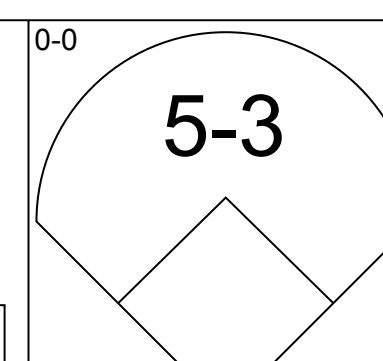
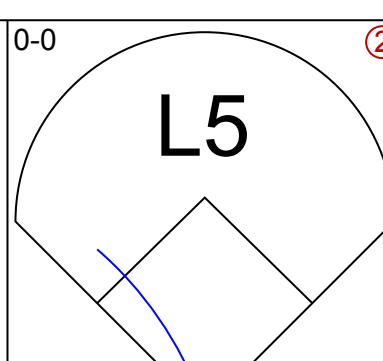
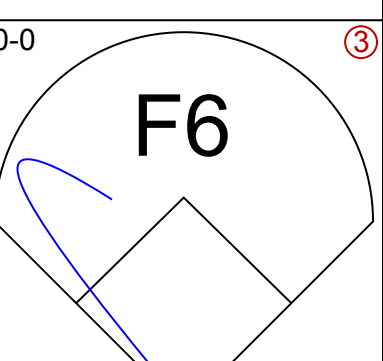
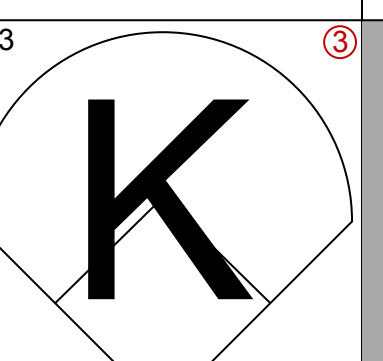
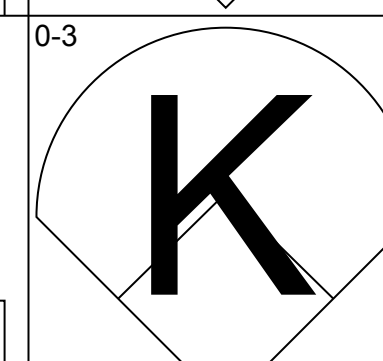
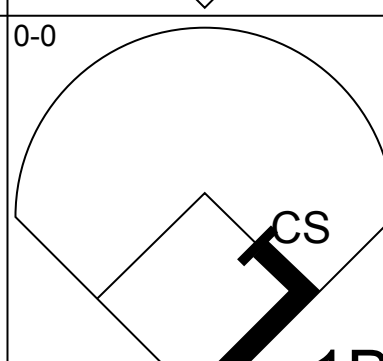
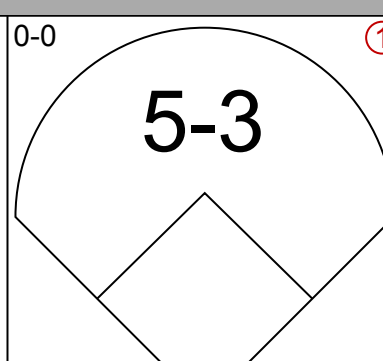
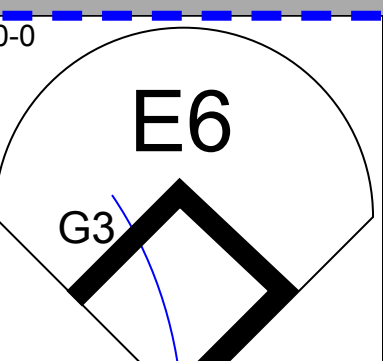

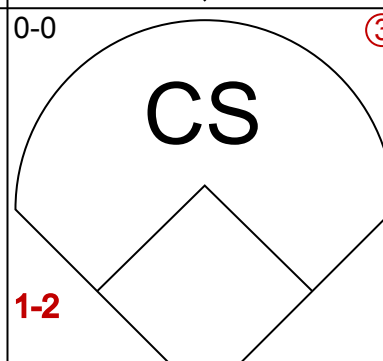
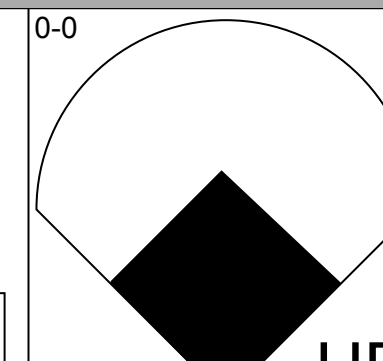
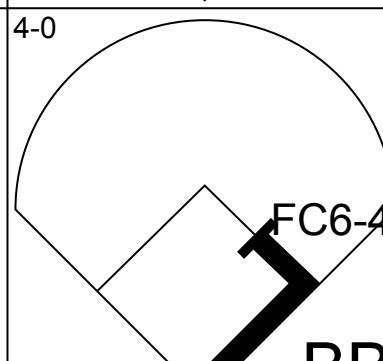
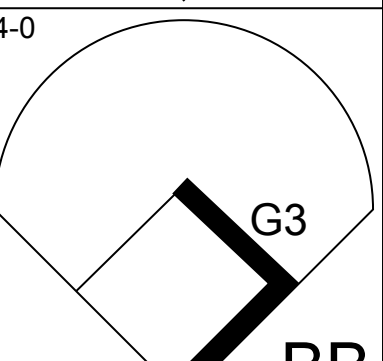
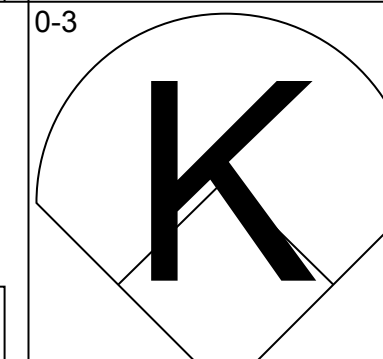
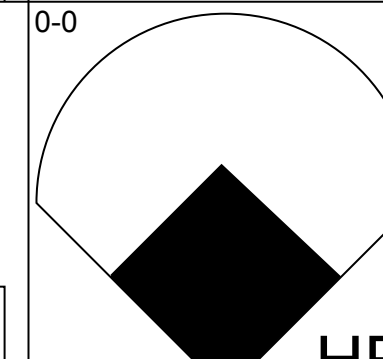
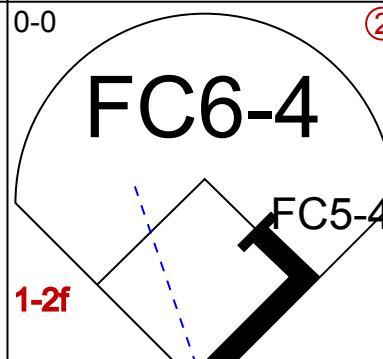
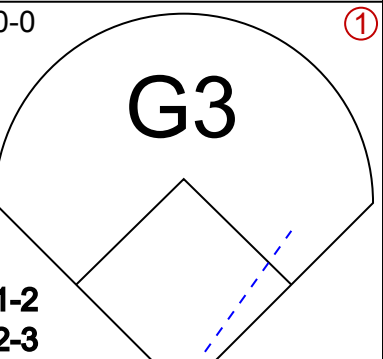
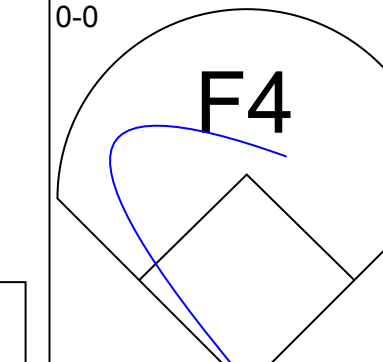
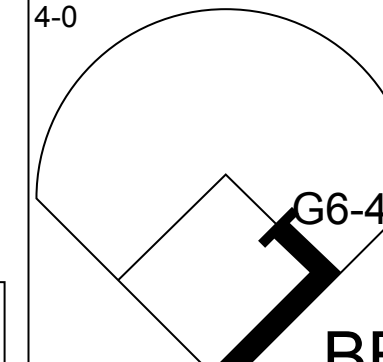
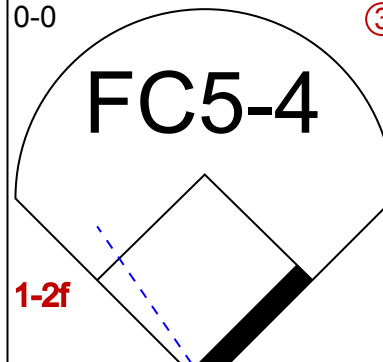
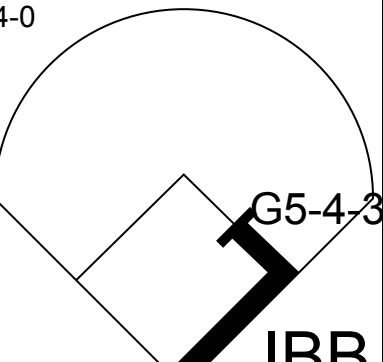
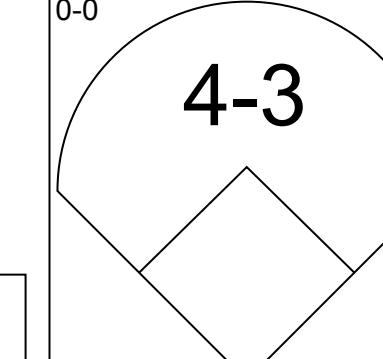
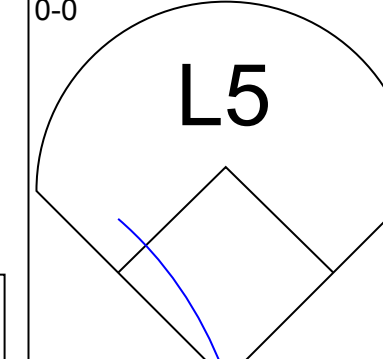
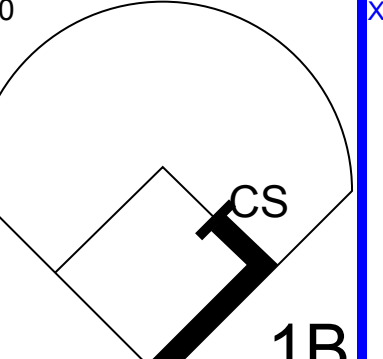
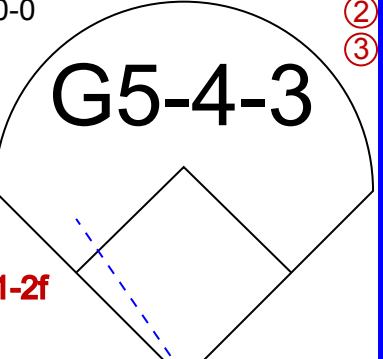
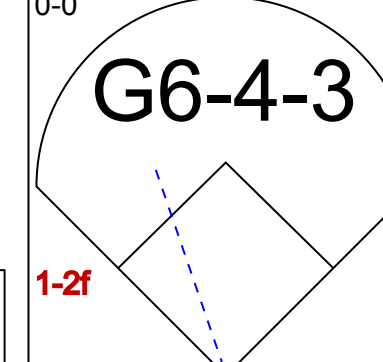
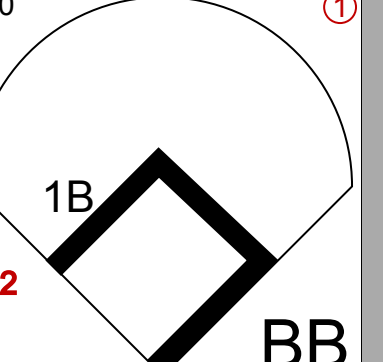
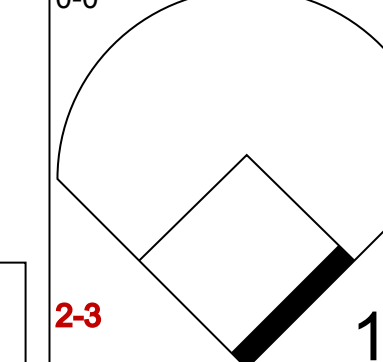

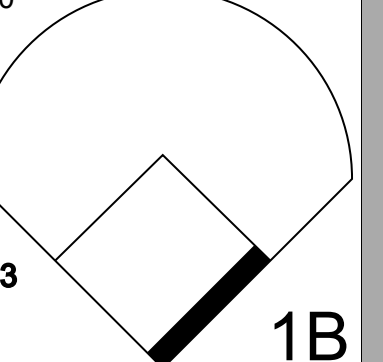
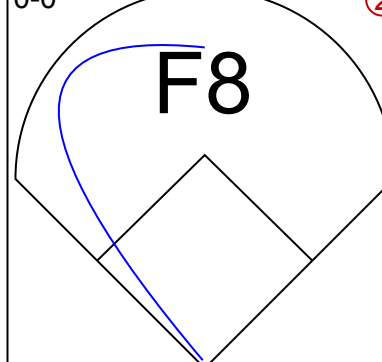

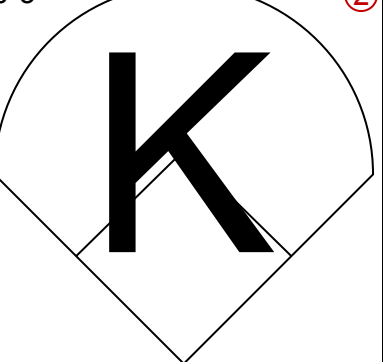
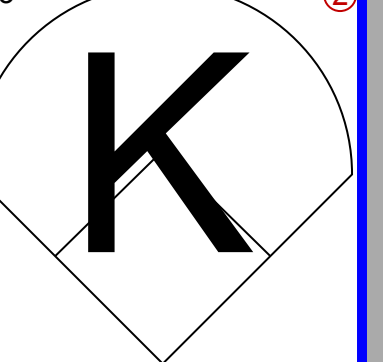

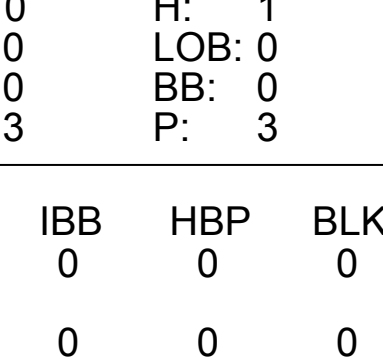
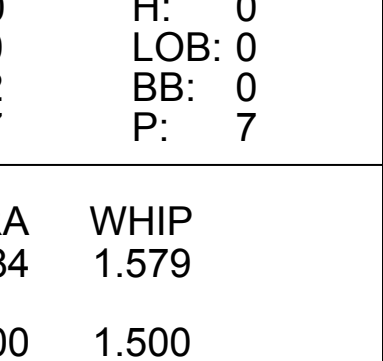
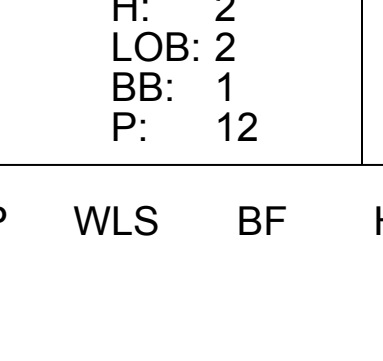
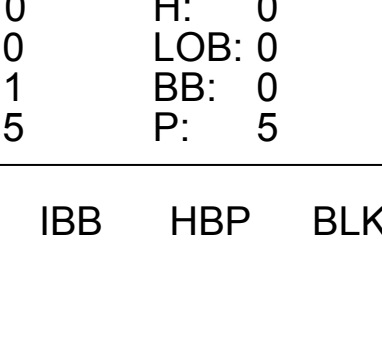
AB	34
R	0
H	7
RBI	0
BB	0
SO	2
LOB	18



Batter	1	2	3	4	5	6	7	8	9	AB	R	H	RBI	BB	SO	LOB	TOP					
Dick McAuliffe, L (1, 6) OBP: 0.413, SLG: 0.462	F5		HBP		K		F8		FC6-2 2B	4	1	1	0	0	1	0	Detroit Tigers @ Washington Senators D.C. Stadium, Washington, DC Sun Apr 24 1966, 3:38 AM EDT Att: 11,259 - Unknown					
Jerry Lumpe, L (1, 4) OBP: 0.406, SLG: 0.366	1B		3B	1B		F6	K		6-3	5	1	2	1	0	1	1						
Norm Cash, L (1, 3) OBP: 0.321, SLG: 0.510	F7		SF8	3B		FC6-4	1B		FC6-2	5	2	3	2	0	0	2						
Willie Horton, R (1, 7) OBP: 0.229, SLG: 0.302	K		SF8	3B		FC6-4	1B		HR	4	0	1	1	0	1	3						
Jim Northrup, L (1, 9) OBP: 0.400, SLG: 0.286		K	S	BB		K2-3-2	BB		G6-4-3	2	0	0	0	2	1	1						
Don Wert, R (1, 5) OBP: 0.404, SLG: 0.372		1B	K	1-2		K2-3-2	1-1		2B	4	0	2	0	0	2	2						
Bill Freehan, R (1, 2) OBP: 0.294, SLG: 0.424	F4				F7		2B		1B	4	0	2	0	0	0	1						
Mickey Stanley, R (1, 8) OBP: 0.241, SLG: 0.160	K				L1-6-3		F9		IBB	3	0	0	0	1	1	2						
Joe Sparma, R (1, 1) Larry Sherry, R (7, 1)			4-3		L1-3		6-3		5-3	3	0	0	0	0	0	0	AB 35 R 4 H 11 RBI 4 BB 3 SO 7 LOB 15					
Inning Stats	R: 0 E: 0 K: 1 S: 6	H: 1 LOB: 1 BB: 0 P: 6	R: 0 E: 0 K: 2 S: 8	H: 1 LOB: 1 BB: 0 P: 8	R: 3 E: 0 K: 1 S: 7	H: 2 LOB: 1 BB: 1 P: 12	R: 0 E: 0 K: 0 S: 3	H: 0 LOB: 0 BB: 0 P: 3	R: 0 E: 0 K: 1 S: 6	H: 1 LOB: 1 BB: 0 P: 6	R: 0 E: 0 K: 1 S: 5	H: 1 LOB: 1 BB: 1 P: 9	R: 0 E: 0 K: 1 S: 5	H: 0 LOB: 0 BB: 0 P: 5	R: 1 E: 0 K: 0 S: 6	H: 4 LOB: 3 BB: 1 P: 10		R: 0 E: 0 K: 0 S: 4	H: 1 LOB: 1 BB: 0 P: 4	1B: 6 2B: 4 3B: 1 HR: 1	SF: 1 SAC: 0 DP: 2 HBP: 1	WP: 0 PB: 0 SB: 2 CS: 0
PITCHER	IP WLS BF H R ER SO BB IBB HBP BLK WP HR S P ERA WHIP																					
Jim Duckworth, R (1, 1) ERA: 5.4	3.0 L 15 4 3 3 4 1 0 0 0 0 0 0 21 26 9.00 1.667																					
Dick Lines, L (4, 1) ERA:	2.0 7 1 0 0 1 0 0 0 0 0 0 0 9 9 0.00 0.500																					
Bob Humphreys, R (6, 1) ERA:	2.0 7 1 0 0 2 1 0 0 0 0 0 0 10 14 0.00 1.000																					
Ron Kline, R (8, 1) ERA: 13.5	0.2 5 4 1 1 0 0 0 0 0 0 0 1 5 5 13.50 6.000																					
Diego Segul, R (8, 1) ERA: 3.99	1.1 6 1 0 0 0 0 0 1 0 0 0 0 0 5 9 0.00 0.750																					

Batter	1	2	3	4	5	6	7	8	9	AB	R	H	RBI	BB	SO	LOB	BOTTOM					
Fred Valentine, S (1, 8) OBP: 0.282, SLG: 0.371	4-3		G3			G3	K		BB	4	0	0	0	1	1	3	Detroit Tigers @ Washington Senators D.C. Stadium, Washington, DC Sun Apr 24 1966, 3:38 AM EDT Att: 11,259 - Unknown					
Don Blasingame, L (1, 4) OBP: 0.286, SLG: 0.263	E				F3	G3	G3		K	3	0	0	0	1	0	3						
Don Lock, R (9, FH) OBP: 0.250, SLG: 0.259	BB									1	0	0	0	0	1	2						
Ken McMullen, R (1, 5) OBP: 0.368, SLG: 0.618	F9				5-3				6-3	3	0	0	0	1	0	1						
Frank Howard, R (1, 7) OBP: 0.361, SLG: 0.531	6-3				1B		K		1B	3	0	1	0	1	1	2						
Jim King, L (1, 9) OBP: 0.200, SLG: 0.111		K			1-2		1B		F9	3	1	1	0	1	1	1						
Dick Nen, L (1, 3) OBP: 0.286, SLG: 0.167	F3				F5		1B		F6	4	0	1	0	0	0	3						
Ed Brinkman, R (1, 6) OBP: 0.273, SLG: 0.344	6-3				5-3		1B		BB	4	0	2	1	0	0	0						
Doug Camilli, R (1, 2) OBP: 0.273, SLG: 0.250			K			F2			F8	4	0	1	0	0	1	1						
Joe Sparma, R (1, 1) Larry Sherry, R (7, 1)			4-3			F5			K	4	0	0	0	0	0	0	AB 33 R 1 H 6 RBI 1 BB 5 SO 7 LOB 20					
Inning Stats	R: 0 E: 1 K: 0 S: 3	H: 0 LOB: 1 BB: 1 P: 7	R: 0 E: 0 K: 1 S: 5	H: 0 LOB: 0 BB: 0 P: 5	R: 0 E: 0 K: 1 S: 5	H: 0 LOB: 0 BB: 0 P: 5	R: 0 E: 0 K: 0 S: 4	H: 1 LOB: 2 BB: 1 P: 8	R: 0 E: 0 K: 0 S: 3	H: 0 LOB: 0 BB: 0 P: 3	R: 0 E: 0 K: 1 S: 5	H: 0 LOB: 1 BB: 1 P: 9	R: 1 E: 0 K: 2 S: 10	H: 3 LOB: 3 BB: 1 P: 14	R: 0 E: 0 K: 0 S: 4	H: 1 LOB: 1 BB: 0 P: 4		R: 0 E: 0 K: 2 S: 8	H: 1 LOB: 2 BB: 1 P: 12	1B: 6 2B: 0 3B: 0 HR: 0	SF: 0 SAC: 0 DP: 0 HBP: 0	WP: 0 PB: 0 SB: 0 CS: 0
PITCHER	IP WLS BF H R ER SO BB IBB HBP BLK WP HR S P ERA WHIP																					
Joe Sparma, R (1, 1) ERA: 1.8	6.0 W 24 4 0 0 4 1 0 0 0 0 0 0 21 25 0.00 1.667																					
Larry Sherry, R (7, 1) ERA:	3.0 S 14 4 0 0 4 1 0 0 0 0 0 0 21 25 0.00 1.667																					

Batter	1	2	3	4	5	6	7	8	9	AB	R	H	RBI	BB	SO	LOB	TOP				
Tommie Agee, R OBP: 0.413, SLG: 0.568 (1, 8)										4	0	0	0	0	2	1	Chicago White Sox @ Washington Senators D.C. Stadium, Washington, DC Mon Apr 25 1966, 7:05 PM EDT Att: 3,772 - Unknown livebaseballscorecards.com				
Don Buford, S OBP: 0.302, SLG: 0.282 (1, 4) (9, 5)										4	0	1	0	0	0	0					
Floyd Robinson, L OBP: 0.489, SLG: 0.605 (1, 9)										3	1	1	0	1	0	0					
Pete Ward, L OBP: 0.278, SLG: 0.250 Al Weis, S OBP: 0.238, SLG: 0.111 (9, PR) (9, 4)										3	0	1	0	1	0	1					
Tom McCraw, L OBP: 0.372, SLG: 0.368 (1, 3)										3	0	0	1	0	0	2					
John Romano, R OBP: 0.482, SLG: 0.421 (1, 2)										4	1	1	1	0	1	1					
Ken Berry, R OBP: 0.429, SLG: 0.714 (1, 7)										3	0	1	0	0	0	0					
Ron Hansen, R OBP: 0.275, SLG: 0.200 (1, 6)										2	0	0	0	0	0	0					
Tommy John, R OBP: 0.200, SLG: 0.800 Dennis Higgins, R (7, 1) Smoky Burgess, L OBP: 0.428, SLG: 0.333 (8, PH) Bob Locker, S (8, 1) Juan Pizarro, L (8, 1)										2	1	1	1	0	1	0					
Inning Stats	R: 0 E: 0 K: 1 S: 5	H: 0 LOB: 0 BB: 0 P: 5	R: 0 E: 0 K: 0 S: 3	H: 0 LOB: 0 BB: 0 P: 3	R: 1 E: 0 K: 0 S: 4	H: 1 LOB: 0 BB: 0 P: 4	R: 0 E: 0 K: 0 S: 3	H: 0 LOB: 1 BB: 1 P: 7	R: 0 E: 0 K: 1 S: 5	H: 0 LOB: 0 BB: 0 P: 5	R: 0 E: 0 K: 0 S: 3	H: 1 LOB: 0 BB: 0 P: 3	R: 1 E: 0 K: 1 S: 7	H: 2 LOB: 1 BB: 0 P: 7	R: 1 E: 0 K: 0 S: 4	H: 1 LOB: 1 BB: 1 P: 8		1B: 4 2B: 0 3B: 0 HR: 2	SF: 1 SAC: 1 DP: 1 HBP: 0	WP: 0 PB: 0 SB: 0 CS: 1	PA: 34
PITCHER	IP WLS BF H R ER SO BB IBB HBP BLK WP HR S P ERA WHIP																				
Phil Ortega, R ERA: 4.35 Casey Cox, R ERA: 4.0	(1, 1) (8, 1)	7.1 L	26 7	5 1	2 1	2 0	3 1	1 1	0 0	0 0	0 0	0 0	0 8	35 12	2.46 0.00	0.818 1.200					

Batter	1	2	3	4	5	6	7	8	9	AB	R	H	RBI	BB	SO	LOB	BOTTOM				
Fred Valentine, S OBP: 0.256, SLG: 0.333 (1, 9) (9, 8)										4	0	0	0	0	1	2	Chicago White Sox @ Washington Senators D.C. Stadium, Washington, DC Mon Apr 25 1966, 7:05 PM EDT Att: 3,772 - Unknown livebaseballscorecards.com				
Ed Brinkman, R OBP: 0.270, SLG: 0.333 (1, 6)										4	0	1	0	0	1	0					
Ken McMullen, R OBP: 0.429, SLG: 0.714 (1, 5)										1	1	1	1	3	0	0					
Frank Howard, R OBP: 0.350, SLG: 0.583 (1, 7)										4	1	1	1	0	1	4					
Don Lock, R OBP: 0.257, SLG: 0.241 Jim King, L OBP: 0.273, SLG: 0.111 (8, PH) (9, 9)										2	0	0	0	1	0	1					
John Orsino, R OBP: 0.400, SLG: 0.500 Dick Nen, L OBP: 0.286, SLG: 0.167 (8, PH) (8, 3)										3	0	1	0	0	0	1					
Bob Saverine, S OBP: 0.375, SLG: 0.571 Bob Chance, L OBP: 0.283, SLG: 0.474 (8, PH) (9, 3)										1	0	0	0	0	0	3					
Ken Hamlin, R OBP: 0.350, SLG: 0.389 (1, 4)										3	0	1	0	1	0	1					
Doug Camilli, R OBP: 0.308, SLG: 0.292 (1, 2)										4	0	2	0	0	1	0					
Phil Ortega, R Casey Cox, R Willie Kirkland, L (9, PH)											3	0	0	0	2	2					
Inning Stats	R: 0 E: 0 K: 2 S: 7	H: 0 LOB: 1 BB: 1 P: 11	R: 0 E: 0 K: 0 S: 4	H: 2 LOB: 2 BB: 0 P: 4	R: 0 E: 0 K: 0 S: 3	H: 1 LOB: 0 BB: 0 P: 3	R: 2 E: 0 K: 0 S: 4	H: 2 LOB: 0 BB: 1 P: 8	R: 0 E: 0 K: 2 S: 7	H: 0 LOB: 0 BB: 0 P: 7	R: 0 E: 0 K: 0 S: 3	H: 2 LOB: 2 BB: 1 P: 12	R: 0 E: 1 K: 0 S: 3	H: 0 LOB: 2 BB: 2 P: 11	R: 0 E: 0 K: 1 S: 5	H: 0 LOB: 0 BB: 0 P: 5		1B: 4 2B: 1 3B: 0 HR: 2	SF: 0 SAC: 0 DP: 2 HBP: 0	WP: 0 PB: 0 SB: 0 CS: 2	PA: 37
PITCHER	IP WLS BF H R ER SO BB IBB HBP BLK WP HR S P ERA WHIP																				
Tommy John, L ERA: 2.33 Dennis Higgins, R ERA: 1.09 Bob Locker, R ERA: Juan Pizarro, L ERA: 1.35	(1, 1) (7, 1) (8, 1) (8, 1)	6.1 0.2 0.1 1.2	25 3 4 4	6 1 0 0	2 0 0 0	2 2 0 0	4 0 0 0	0 0 1 0	0 0 0 0	0 0 0 0	0 0 0 0	0 0 2 6	7 7 10 6	2.84 0.00 0.00 0.00	1.579 1.500 3.000 0.000						

Batter	1	2	3	4	5	6	7	8	9	AB	R	H	RBI	BB	SO	LOB	TOP										
Tommie Agee, R OBP: 0.420, SLG: 0.575 (1, 8)										3	1	2	1	0	0	1											
Don Buford, S OBP: 0.277, SLG: 0.256 (1, 4) (6, 5)										4	0	0	0	0	0	5											
Floyd Robinson, L OBP: 0.490, SLG: 0.690 (1, 7)										4	1	2	2	0	0	1											
Pete Ward, L OBP: 0.256, SLG: 0.229 Al Weis, S OBP: 0.227, SLG: 0.105 (1, 5) (6, 4)										3	0	0	0	0	1	0											
Tom McCraw, L OBP: 0.340, SLG: 0.333 (1, 3)										4	0	0	0	0	2	1											
John Romano, R OBP: 0.433, SLG: 0.391 J.C. Martin, L OBP: 0.333, SLG: 0.200 (1, 2) (9, 2)										4	1	1	0	0	1	1											
Ken Berry, R OBP: 0.364, SLG: 0.545 (1, 9)										4	1	1	0	0	1	0											
Ron Hansen, R OBP: 0.318, SLG: 0.216 (1, 6)										2	0	1	1	2	0	0											
Joe Horlen, R Eddie Fisher, R (1, 1) (9, 1)										3	0	0	0	1	2	4											
Inning Stats	R: 2 E: 0 K: 0 S: 5	H: 2 LOB: 0 BB: 0 P: 5	R: 2 E: 0 K: 1 S: 8	H: 3 LOB: 1 BB: 0 P: 8	R: 0 E: 0 K: 1 S: 5	H: 0 LOB: 0 BB: 0 P: 5	R: 0 E: 0 K: 1 S: 5	H: 0 LOB: 0 BB: 0 P: 5	R: 0 E: 0 K: 2 S: 7	H: 0 LOB: 0 BB: 0 P: 7	R: 0 E: 0 K: 1 S: 6	H: 1 LOB: 2 BB: 1 P: 10	R: 0 E: 0 K: 2 S: 8	H: 1 LOB: 1 BB: 0 P: 8	R: 0 E: 0 K: 0 S: 2	H: 0 LOB: 0 BB: 1 P: 6	1B: 5 2B: 1 3B: 0 HR: 1	SF: 1 SAC: 0 DP: 0 HBP: 0	WP: 0 PB: 0 SB: 1 CS: 1	PA: 36							
PITCHER	IP	WLS	BF	H	R	ER	SO	BB	IBB	HBP	BLK	WP	HR	S	P	ERA	WHIP										
Diego Segui, R ERA: 12.27 (1, 1)	1.0	L	8	5	4	4	0	0	0	0	0	0	1	8	8	36.00	5.000										
Dick Lines, L ERA: (2, 1)	3.0		9	0	0	0	3	0	0	0	0	0	0	15	15	0.00	0.000										
Bob Humphreys, R ERA: (5, 1)	3.0		12	1	0	0	3	2	0	0	0	0	0	16	24	0.00	1.000										
Tom Cheney, R ERA: (8, 1)	2.0		7	1	0	0	2	1	0	0	0	0	0	10	14	0.00	1.000										

Chicago White Sox @ Washington Senators
D.C. Stadium, Washington, DC
Tue Apr 26 1966, 3:33 AM EDT
Att: 1,124 - Unknown

AB 32
R 4
H 7
RBI 4
BB 3
SO 8
LOB 14



Batter	1	2	3	4	5	6	7	8	9	AB	R	H	RBI	BB	SO	LOB	BOTTOM										
Don Blasingame, L OBP: 0.240, SLG: 0.217 Don Lock, R OBP: 0.250, SLG: 0.233 (1, 4) (9, PH)										4	0	0	0	0	0	1											
Bob Saverine, S OBP: 0.250, SLG: 0.364 (1, 8)										4	0	0	0	0	1	0											
Ken McMullen, R OBP: 0.391, SLG: 0.641 (1, 5)										4	0	0	0	0	0	1											
Frank Howard, R OBP: 0.341, SLG: 0.538 (1, 7)										3	1	0	0	1	2	0											
Jim King, L OBP: 0.333, SLG: 0.231 (1, 9)										4	0	2	0	0	0	2											
Dick Nen, L OBP: 0.364, SLG: 0.300 (1, 3)										4	0	2	1	0	1	0											
Ed Brinkman, R OBP: 0.293, SLG: 0.350 (1, 6)										4	0	2	0	0	1	4											
Doug Camilli, R OBP: 0.276, SLG: 0.259 Fred Valentine, S OBP: 0.273, SLG: 0.333 (1, 2) (9, PH)										3	0	0	0	0	1	4											
Diego Segui, R Dick Lines, R Bob Chance, L Bob Humphreys, R Willie Kirkland, L Tom Cheney, R John Orsino, R (1, 1) (2, 1) (4, PH) (5, 1) (7, PH) (8, 1) (9, PH)										0	0	0	0	0	0	0											
Inning Stats	R: 0 E: 1 K: 0 S: 4	H: 0 LOB: 2 BB: 1 P: 8	R: 0 E: 0 K: 1 S: 6	H: 1 LOB: 1 BB: 0 P: 6	R: 0 E: 0 K: 0 S: 3	H: 0 LOB: 0 BB: 0 P: 3	R: 1 E: 1 K: 0 S: 6	H: 2 LOB: 2 BB: 0 P: 6	R: 0 E: 0 K: 1 S: 5	H: 0 LOB: 0 BB: 0 P: 5	R: 0 E: 0 K: 2 S: 7	H: 0 LOB: 0 BB: 0 P: 7	R: 0 E: 0 K: 0 S: 4	H: 2 LOB: 1 BB: 0 P: 4	R: 0 E: 0 K: 1 S: 5	R: 0 E: 0 K: 2 S: 9	H: 2 LOB: 3 BB: 0 P: 10	1B: 7 2B: 0 3B: 0 HR: 0	SF: 0 SAC: 0 DP: 1 HBP: 1	WP: 0 PB: 0 SB: 0 CS: 0	PA: 37						
PITCHER	IP	WLS	BF	H	R	ER	SO	BB	IBB	HBP	BLK	WP	HR	S	P	ERA	WHIP										
Joe Horlen, R ERA: 1.96 Eddie Fisher, R ERA: 1.59 (1, 1) (9, 1)	8.1	W	35	7	1	0	6	1	0	0	0	0	0	4	5	0.00	0.960										

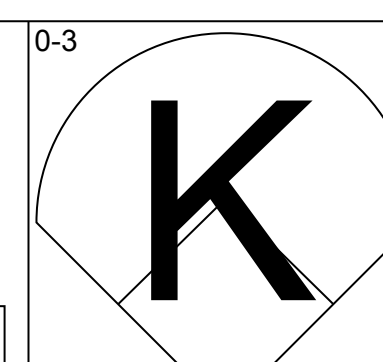
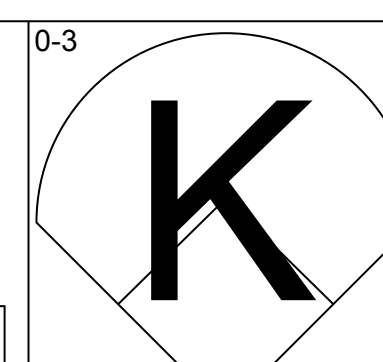
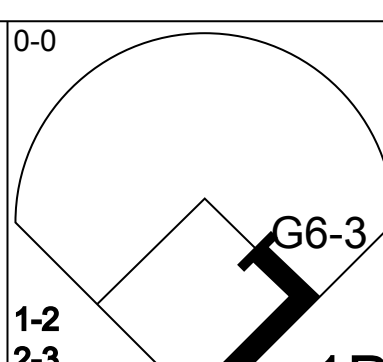
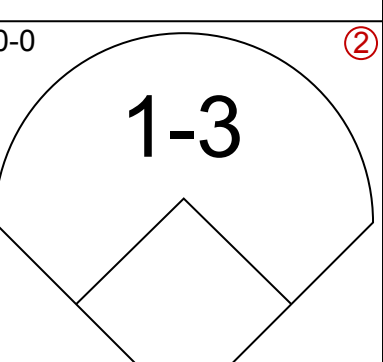
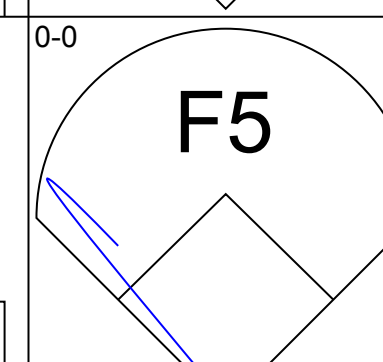
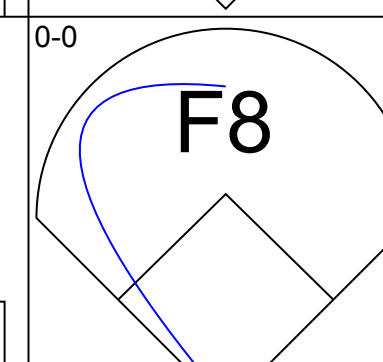
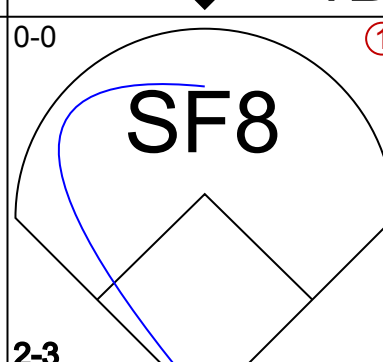
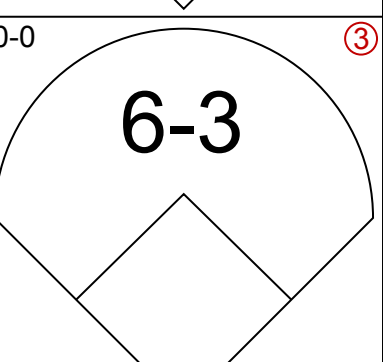
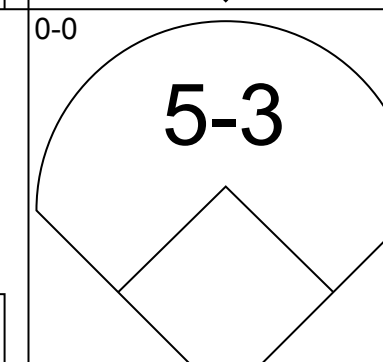
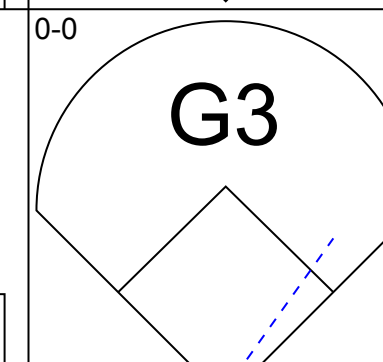
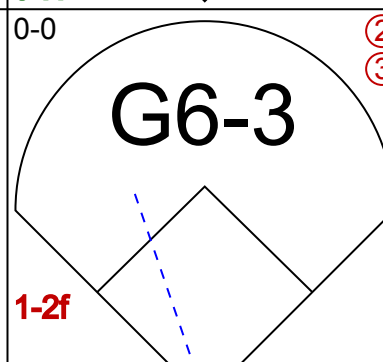
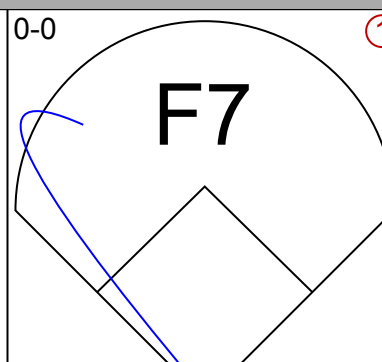
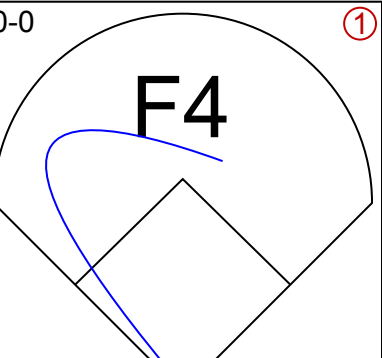
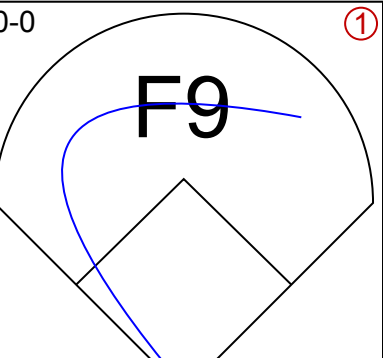
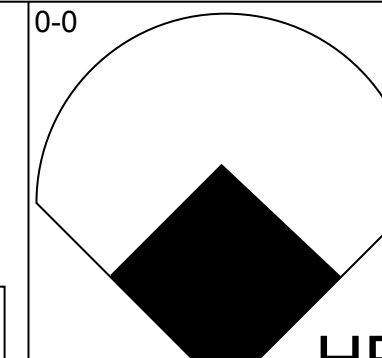
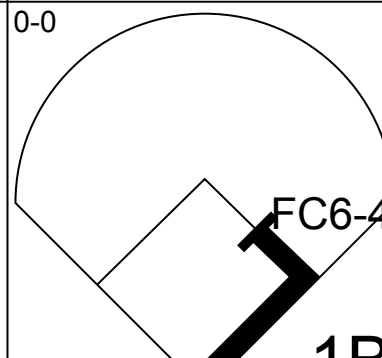
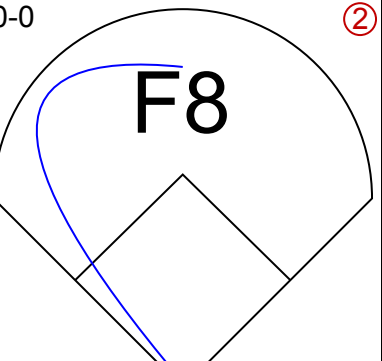
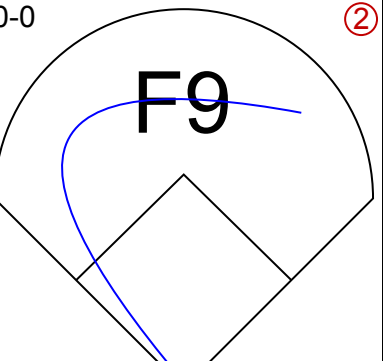
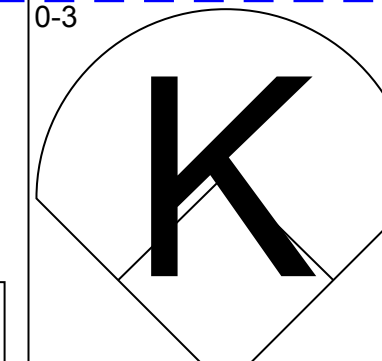
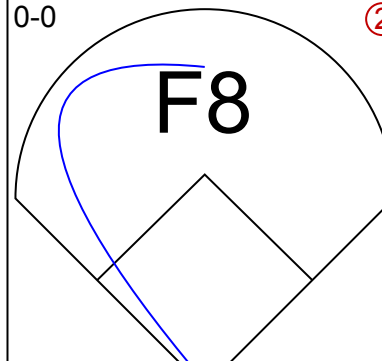

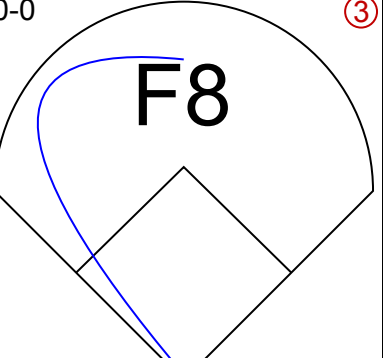
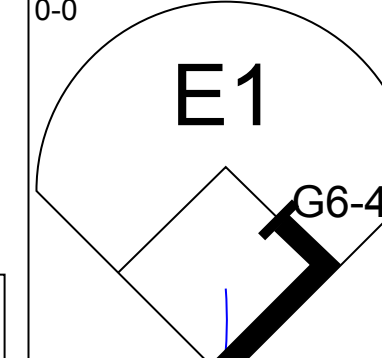
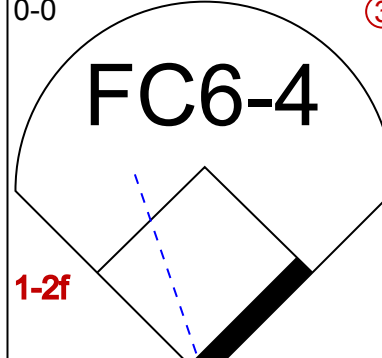
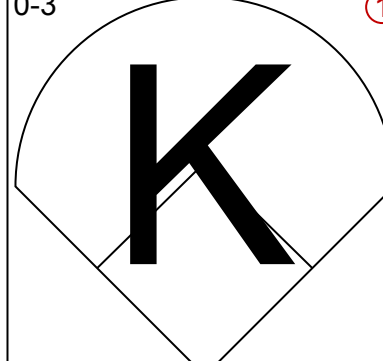
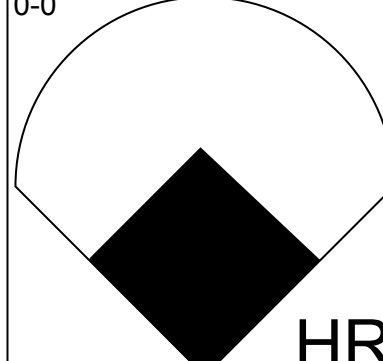
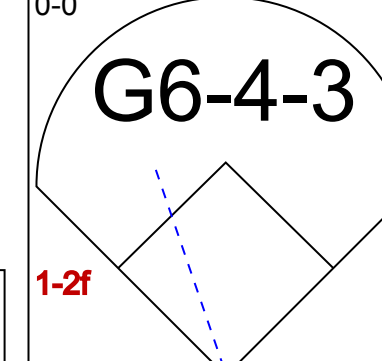
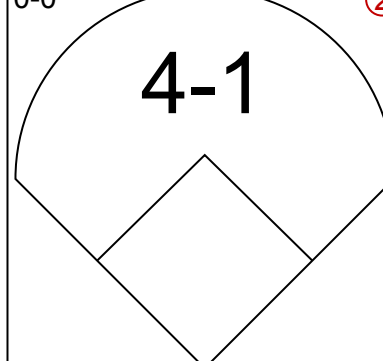
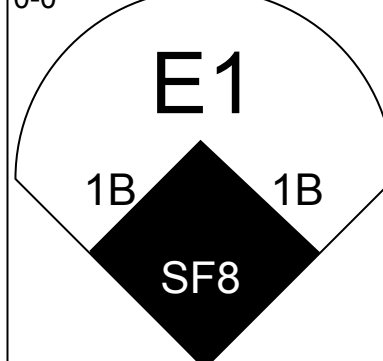
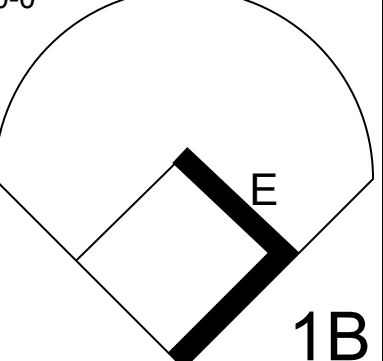

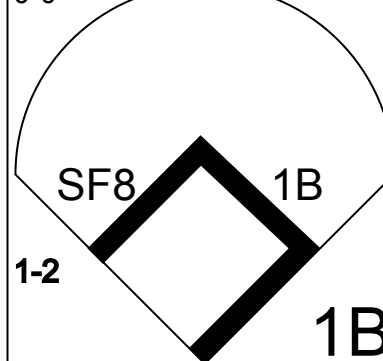
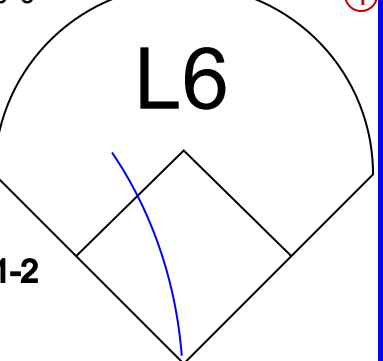
Chicago White Sox @ Washington Senators
D.C. Stadium, Washington, DC
Tue Apr 26 1966, 3:33 AM EDT
Att: 1,124 - Unknown

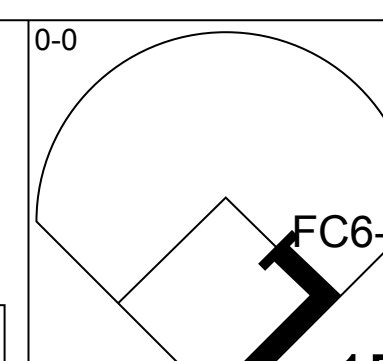
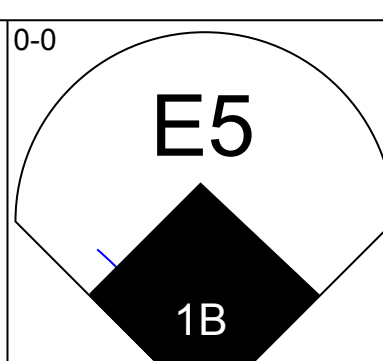
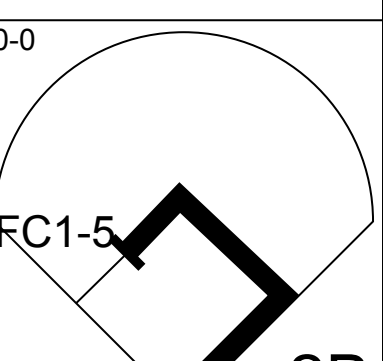
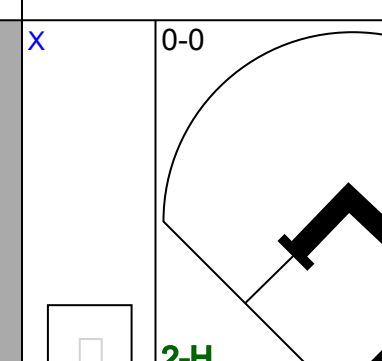
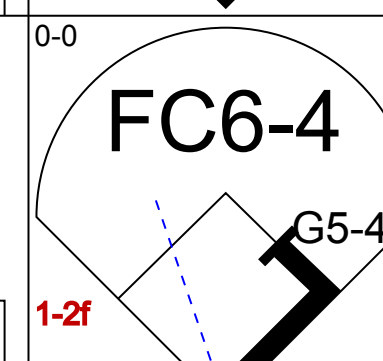
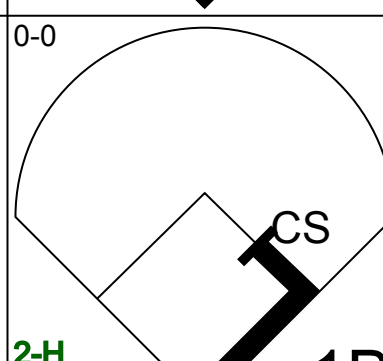
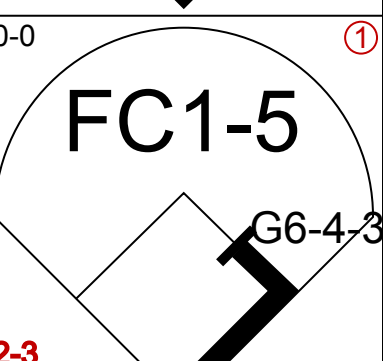
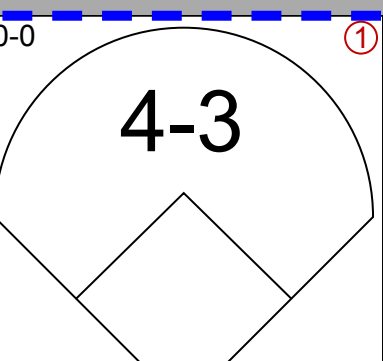
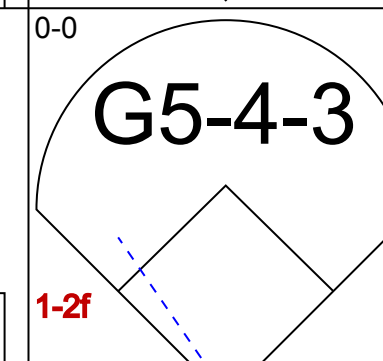
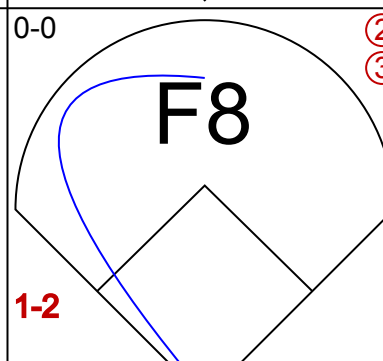
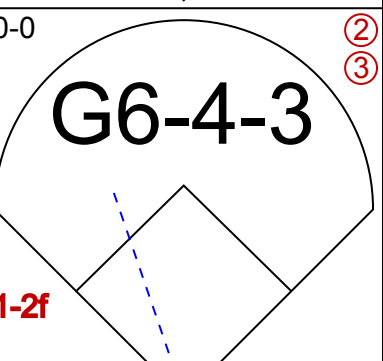
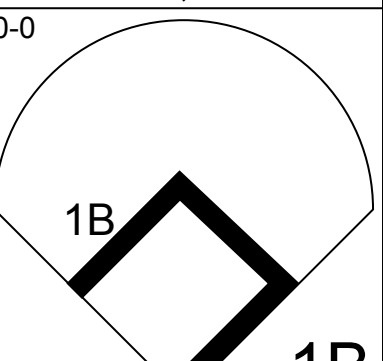
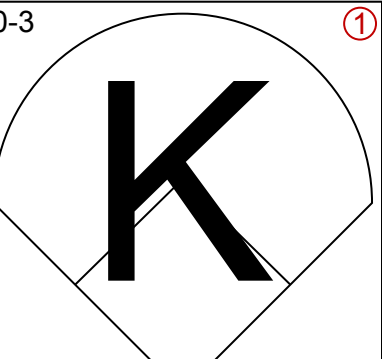
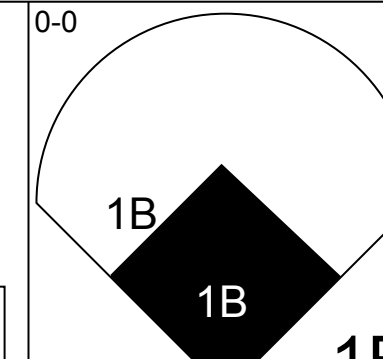
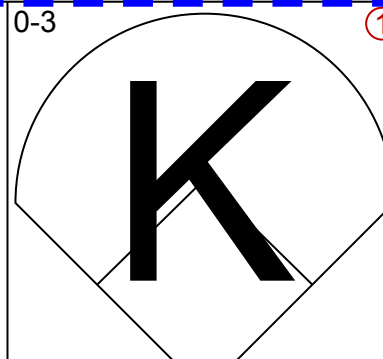
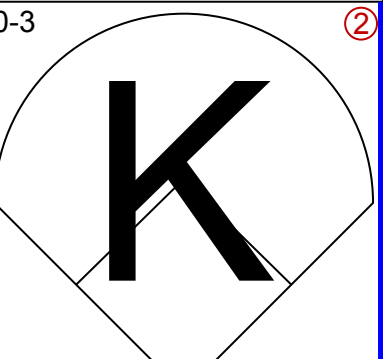
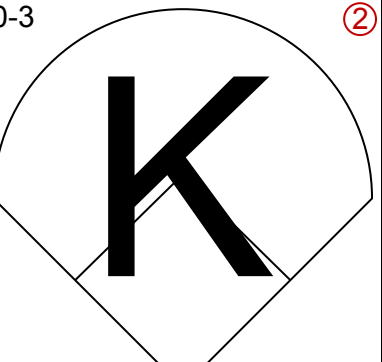
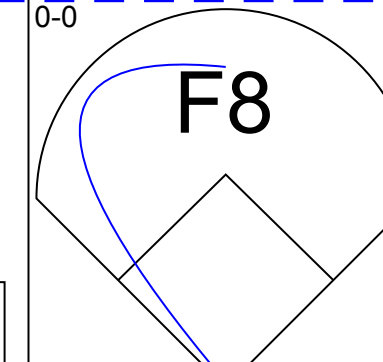
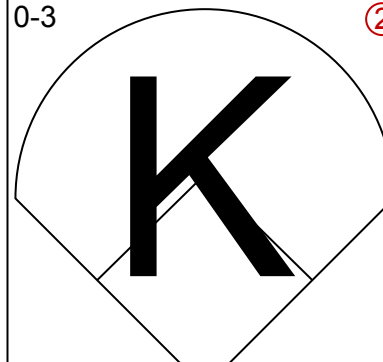
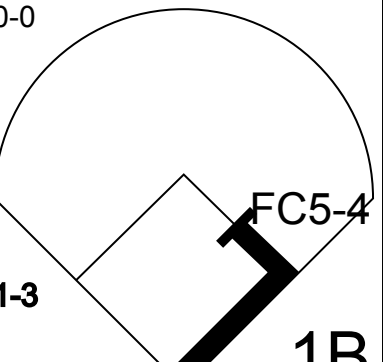
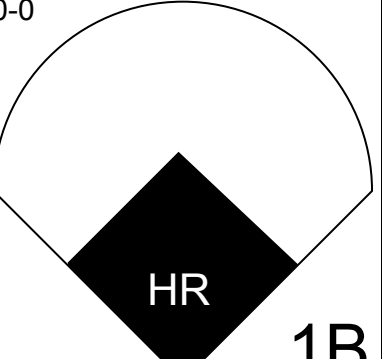
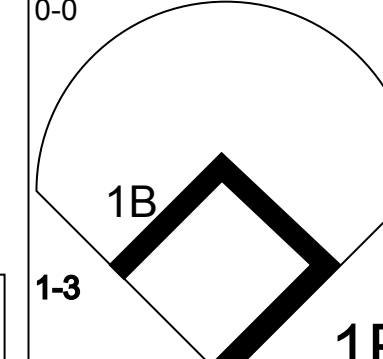
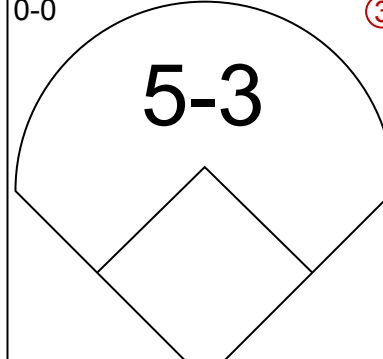
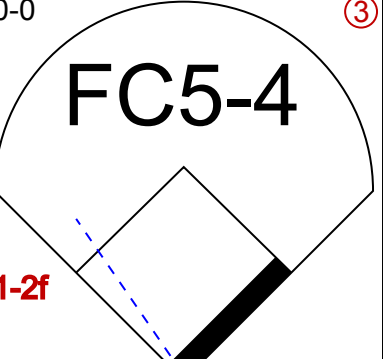
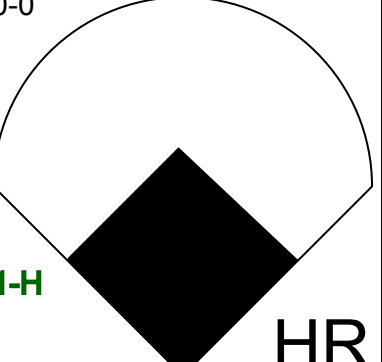
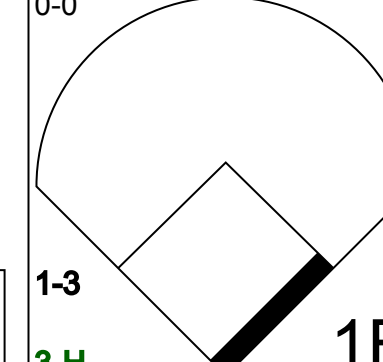
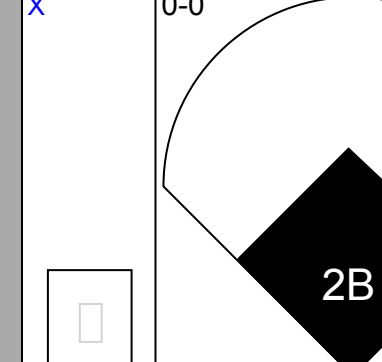

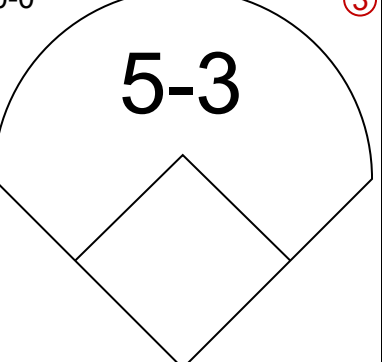
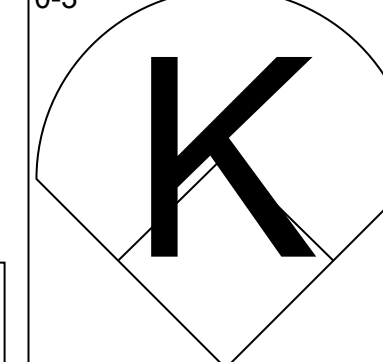
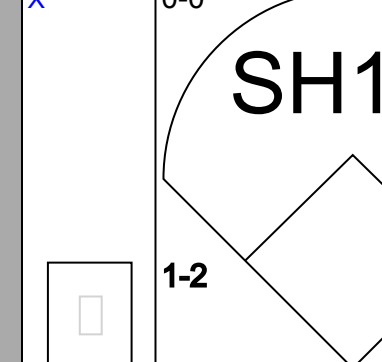
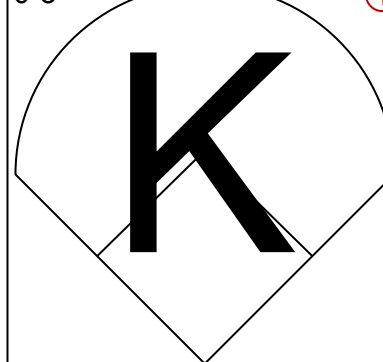
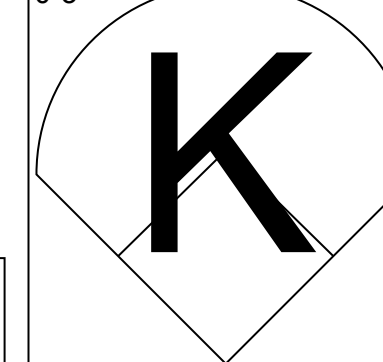
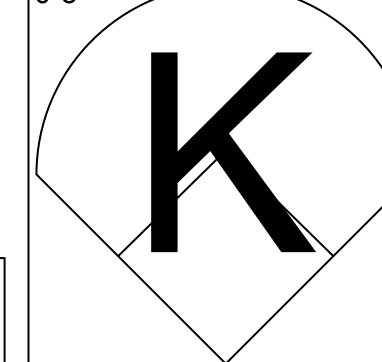
AB 35
R 1
H 7
RBI 1
BB 1
SO 7
LOB 21



Batter	1	2	3	4	5	6	7	8	9	AB	R	H	RBI	BB	SO	LOB	TOP					
Fred Valentine, S OBP: 0.271, SLG: 0.326 (1, 9)	F7		BB 2B 1B		L9			3-1		4	1	1	0	0	0	2	Washington Senators @ New York Yankees Yankee Stadium, Bronx, NY Wed Apr 27 1966, 3:33 AM EDT Att. 3,185 - Overcast - 50 F					
Ed Brinkman, R OBP: 0.289, SLG: 0.326 (1, 6)	K		BB 2B BB		F9			K		3	1	0	0	1	2	2						
Ken McMullen, R OBP: 0.380, SLG: 0.628 (1, 5)	F6		1-H 2-H 2B		6-3			4-3		4	0	1	2	0	0	1						
Frank Howard, R OBP: 0.313, SLG: 0.488 Willie Kirkland, L OBP: 0.250, SLG: 0.143 (9, 7)		K	F7		5-3			K		4	0	0	0	0	2	1						
John Orsino, R OBP: 0.313, SLG: 0.357 Dick Nen, L OBP: 0.333, SLG: 0.273 (9, PH) (9, 3)		5-3			F8			F9		3	0	0	0	0	0	0						
Ken Hamlin, R OBP: 0.333, SLG: 0.333 (1, 4)		BB			1-3			F6		3	0	0	0	1	0	0						
Don Lock, R OBP: 0.231, SLG: 0.212 (1, 8)		K			F6			K		3	0	0	0	0	2	1						
Doug Camilli, R OBP: 0.250, SLG: 0.233 (1, 2)					F9			6-3		3	0	0	0	0	0	0						
Mike McCormick, L OBP: 0.571, SLG: 0.500 (1, 1)			K					3-1 BB		2	0	1	0	1	1	0						
Inning Stats	R: 0 E: 0 K: 1 S: 5	H: 0 LOB: 0 BB: 0 P: 5	R: 0 E: 0 K: 2 S: 7	H: 0 LOB: 1 BB: 1 P: 11	R: 2 E: 0 K: 1 S: 7	H: 2 LOB: 1 BB: 1 P: 11	R: 0 E: 0 K: 0 S: 3	H: 0 LOB: 0 BB: 0 P: 3	R: 0 E: 0 K: 0 S: 4	H: 1 LOB: 1 BB: 0 P: 4	R: 0 E: 0 K: 0 S: 3	H: 0 LOB: 0 BB: 0 P: 3	R: 0 E: 0 K: 1 S: 5	H: 0 LOB: 0 BB: 0 P: 5	R: 0 E: 0 K: 1 S: 5	H: 0 LOB: 1 BB: 1 P: 9		R: 0 E: 0 K: 1 S: 5	H: 0 LOB: 0 BB: 0 P: 5	1B: 2 2B: 1 3B: 0 HR: 0	SF: 0 SAC: 0 DP: 0 HBP: 0	WP: 0 PB: 0 CS: 0
PITCHER	IP	WLS	BF	H	R	ER	SO	BB	IBB	HBP	BLK	WP	HR	S	P	ERA	WHIP					
Al Downing, L ERA: 4.28 (1, 1)	7.0	L	27	3	2	2	5	3	0	0	0	0	0	34	46	2.57	0.857					
Hal Reniff, R ERA: 2.25 (8, 1)	1.0		3	0	0	0	1	0	0	0	0	0	0	5	5	0.00	0.000					
Jack Cullen, R ERA: 5.4 (9, 1)	1.0		3	0	0	0	1	0	0	0	0	0	0	5	5	0.00	0.000					


Batter	1	2	3	4	5	6	7	8	9	AB	R	H	RBI	BB	SO	LOB	BOTTOM					
Bobby Richardson, R OBP: 0.327, SLG: 0.404 (1, 4)	5-3		1B 2B		F9			5-3		4	0	1	0	0	0	0	Washington Senators @ New York Yankees Yankee Stadium, Bronx, NY Wed Apr 27 1966, 3:33 AM EDT Att. 3,185 - Overcast - 50 F					
Roy White, S OBP: 0.500, SLG: 0.613 (1, 7)	F6		S 1B		F7			K		4	0	1	0	0	1	0						
Mickey Mantle, S OBP: 0.432, SLG: 0.387 (1, 8)	PB 2B		2-3 1-2 K					1B		4	0	2	0	0	1	2						
Tom Tresh, S OBP: 0.296, SLG: 0.286 (1, 5)	F6				5-3			F7		3	0	0	0	1	0	2						
Lou Clinton, R OBP: 0.471, SLG: 0.643 (1, 9)			F9					F9		4	0	1	0	0	0	2						
Joe Pepitone, L OBP: 0.300, SLG: 0.417 (1, 3)			B1-3		F9			1B		4	0	0	0	0	0	2						
Clete Boyer, R OBP: 0.196, SLG: 0.250 (1, 6)			F8		F4			5-3		3	0	0	0	0	0	1						
Elston Howard, R OBP: 0.175, SLG: 0.237 (1, 2)			K					4-3		3	0	0	0	0	1	0						
Al Downing, R (1, 1)			6-3					K		2	0	0	0	0	1	0						
Hal Reniff, R (8, 1)								5-3		0	0	0	0	0	0	0						
Hector Lopez, R (8, PH) Jack Cullen, R (9, 1)										1	0	0	0	0	0	0						
Inning Stats	R: 0 E: 0 K: 0 S: 4	H: 1 LOB: 1 BB: 0 P: 4	R: 0 E: 0 K: 0 S: 3	H: 0 LOB: 0 BB: 0 P: 3	R: 0 E: 0 K: 2 S: 9	H: 2 LOB: 2 BB: 0 P: 9	R: 0 E: 0 K: 0 S: 4	H: 1 LOB: 1 BB: 0 P: 4	R: 0 E: 0 K: 1 S: 5	H: 0 LOB: 0 BB: 0 P: 5	R: 0 E: 0 K: 0 S: 4	H: 1 LOB: 1 BB: 0 P: 4	R: 0 E: 0 K: 0 S: 3	H: 0 LOB: 0 BB: 0 P: 3	R: 0 E: 0 K: 1 S: 5	H: 0 LOB: 1 BB: 1 P: 7	R: 0 E: 0 K: 0 S: 3	H: 0 LOB: 1 BB: 1 P: 5	1B: 3 2B: 2 3B: 0 HR: 0	SF: 0 SAC: 0 DP: 0 HBP: 0	WP: 0 PB: 1 CS: 0	PA: 33
PITCHER	IP	WLS	BF	H	R	ER	SO	BB	IBB	HBP	BLK	WP	HR	S	P	ERA	WHIP					
Mike McCormick, L ERA: 2.45 (1, 1)	9.0	W	33	5	0	0	4	1	0	0	0	0	0	40	44	0.00	0.667					

Batter	1	2	3	4	5	6	7	8	9	AB	R	H	RBI	BB	SO	LOB	TOP							
Zoilo Versalles, R OBP: 0.277, SLG: 0.283 (1, 6)										4	0	1	0	0	2	1	Minnesota Twins @ Washington Senators D.C. Stadium, Washington, DC Sun May 01 1966, 3:33 AM EDT Unknown							
Cesar Tovar, R OBP: 0.172, SLG: 0.077 (8, PH) (8, 8)										2	0	0	1	0	0	0								
Jimmie Hall, L OBP: 0.409, SLG: 0.667 (1, 9)										4	0	0	0	0	0	2								
Harmon Killebrew, R OBP: 0.364, SLG: 0.439 (1, 5)										4	1	2	1	0	0	0								
Bob Allison, R OBP: 0.105, SLG: 0.421 (1, 7)										4	0	0	0	0	1	1								
Andy Kosco, R OBP: 0.250, SLG: 0.250 (1, 3)										4	0	0	0	0	1	1								
Earl Batley, R OBP: 0.370, SLG: 0.417 (1, 2)										3	1	1	1	0	1	1								
Bernie Allen, L OBP: 0.300, SLG: 0.278 (1, 4)										3	1	1	0	0	0	0								
Jim Kaat, L Jim Perry, S Rich Rollins, R Dave Boswell, R Don Mincher, L Al Worthington, R (1, 1) (4, 1) (6, PH) (6, 1) (8, PH) (8, 1)										1	0	0	0	0	1	0								
Inning Stats	R: 0 E: 0 K: 1 S: 5	H: 0 LOB: 0 BB: 0 P: 5	R: 0 E: 0 K: 1 S: 5	H: 0 LOB: 0 BB: 0 P: 5	R: 0 E: 0 K: 2 S: 7	H: 0 LOB: 0 BB: 0 P: 7	R: 0 E: 0 K: 1 S: 5	H: 0 LOB: 0 BB: 0 P: 5	R: 0 E: 0 K: 0 S: 3	H: 0 LOB: 0 BB: 0 P: 3	R: 2 E: 1 K: 0 S: 6	H: 3 LOB: 1 BB: 0 P: 6	R: 1 E: 1 K: 1 S: 6	H: 1 LOB: 0 BB: 0 P: 6	R: 0 E: 1 K: 0 S: 4	H: 1 LOB: 1 BB: 0 P: 4	R: 0 E: 0 K: 0 S: 4	H: 1 LOB: 1 BB: 0 P: 4	R: 0 E: 0 K: 0 S: 4	H: 1 LOB: 1 BB: 0 P: 4	1B: 4 2B: 0 3B: 0 HR: 2	SF: 1 SAC: 0 DP: 2 HBP: 0	WP: 0 PB: 0 SB: 0 CS: 0	PA: 33
PITCHER	IP WLS BF H R ER SO BB IBB HBP BLK WP HR S P ERA WHIP	6.0 W 22 4 3 2 5 0 0 0 0 0 2 32 32 3.00 0.667	3.0 S 11 2 0 0 1 0 0 0 0 0 0 13 13 0.00 0.667	PITCHER										IP WLS BF H R ER SO BB IBB HBP BLK WP HR S P ERA WHIP										

Batter	1	2	3	4	5	6	7	8	9	AB	R	H	RBI	BB	SO	LOB	BOTTOM			
Fred Valentine, S OBP: 0.308, SLG: 0.404 (1, 9)										4	1	3	1	0	0	0	Minnesota Twins @ Washington Senators D.C. Stadium, Washington, DC Sun May 01 1966, 3:33 AM EDT Unknown			
Ed Brinkman, R OBP: 0.286, SLG: 0.319 (1, 6)										4	0	1	1	0	0	2				
Ken McMullen, R OBP: 0.370, SLG: 0.596 (1, 5)										4	0	1	0	0	0	3				
Frank Howard, R OBP: 0.308, SLG: 0.468 Willie Kirkland, L OBP: 0.250, SLG: 0.143 (1, 7) (9, 7)										4	1	1	0	0	3	1				
John Orsino, R OBP: 0.235, SLG: 0.294 Dick Nen, L OBP: 0.385, SLG: 0.333 (1, 3) (8, 3)										3	0	0	0	0	2	1				
Ken Hamlin, R OBP: 0.357, SLG: 0.360 (1, 4)										4	1	2	0	0	0	2				
Don Lock, R OBP: 0.286, SLG: 0.361 (1, 8)										3	2	3	3	0	0	0				
Doug Camilli, R OBP: 0.235, SLG: 0.219 Mike Brumley, L OBP: 0.222, SLG: 0.333 (1, 2) (8, 2)										2	0	0	0	0	1	2				
Pete Richert, L Casey Cox, R (1, 1) (7, 1)										2	0	0	0	0	2	2				
Inning Stats	R: 0 E: 0 K: 0 S: 3	H: 1 LOB: 0 BB: 0 P: 3	R: 2 E: 0 K: 2 S: 9	H: 2 LOB: 0 BB: 0 P: 9	R: 1 E: 1 K: 1 S: 6	H: 1 LOB: 0 BB: 0 P: 6	R: 1 E: 0 K: 2 S: 10	H: 3 LOB: 2 BB: 0 P: 10	R: 0 E: 0 K: 0 S: 3	H: 1 LOB: 0 BB: 0 P: 3	R: 0 E: 0 K: 2 S: 7	H: 0 LOB: 0 BB: 0 P: 7	R: 1 E: 0 K: 1 S: 6	H: 2 LOB: 1 BB: 0 P: 6	R: 0 E: 0 K: 1 S: 7	H: 2 LOB: 2 BB: 0 P: 7	1B: 9 2B: 2 3B: 0 HR: 1	SF: 0 SAC: 1 DP: 2 HBP: 0	WP: 0 PB: 0 SB: 0 CS: 1	PA: 33
PITCHER	IP WLS BF H R ER SO BB IBB HBP BLK WP HR S P ERA WHIP	3.0 L 13 5 4 3 3 0 0 0 0 0 1 19 19 9.00 1.667	2.0 8 3 0 0 2 0 0 0 0 0 0 0 12 12 0.00 1.500	2.0 7 2 1 1 3 0 0 0 0 0 0 0 13 13 4.50 1.000	1.0 5 2 0 0 1 0 0 0 0 0 0 0 7 7 0.00 2.000	PITCHER										IP WLS BF H R ER SO BB IBB HBP BLK WP HR S P ERA WHIP				

Batter	1	2	3	4	5	6	7	8	9	AB	R	H	RBI	BB	SO	LOB	TOP				
Zoilo Versalles, R OBP: 0.255, SLG: 0.260 (1, 6)	F8	F7			4-3		F9			4	0	0	0	0	0	1	Minnesota Twins @ Washington Senators D.C. Stadium, Washington, DC Sun May 01 1966, 3:38 AM EDT Att: 10,880 - Unknown livebaseballscorecards.com				
Cesar Tovar, R OBP: 0.250, SLG: 0.286 (1, 8)			F6		F8		1B			4	0	2	0	0	0	0					
Tony Oliva, L OBP: 0.396, SLG: 0.651 (1, 9)	G3		F6				F8			4	0	1	0	0	0	2					
Harmon Killebrew, R OBP: 0.354, SLG: 0.409 (1, 5)		K	F7					5-3		3	0	0	0	1	1	0					
Bob Allison, R OBP: 0.130, SLG: 0.364 (1, 7)		2B			5-3		6-3		F4	3	1	0	0	1	0	2					
Andy Kosco, R OBP: 0.250, SLG: 0.250 Don Mincher, L OBP: 0.350, SLG: 0.313 (8, 3)					1B		5-3		F8	4	0	1	0	0	0	1					
Bernie Allen, L OBP: 0.318, SLG: 0.325 (1, 4)		2B			1B				5-3	4	1	2	1	0	1	1					
Jerry Zimmerman, R OBP: 0.571, SLG: 0.500 (1, 2)		2B							G6-3	2	1	1	0	2	1	1					
Mudcat Grant, R OBP: 0.100, SLG: 0.200 (1, 1)					5-3				G6-3	4	0	1	2	0	0	4					
Inning Stats	R: 0 E: 0 K: 0 S: 3	H: 1 LOB: 0 BB: 0 P: 3	R: 3 E: 0 K: 1 S: 7	H: 2 LOB: 1 BB: 2 P: 15	R: 0 E: 0 K: 0 S: 3	H: 0 LOB: 0 BB: 0 P: 3	R: 0 E: 0 K: 1 S: 7	H: 2 LOB: 2 BB: 0 P: 7	R: 0 E: 0 K: 0 S: 4	H: 1 LOB: 1 BB: 0 P: 6	R: 0 E: 0 K: 0 S: 3	H: 1 LOB: 1 BB: 0 P: 3	R: 0 E: 0 K: 0 S: 3	H: 0 LOB: 0 BB: 0 P: 3	R: 0 E: 0 K: 0 S: 2	H: 0 LOB: 0 BB: 1 P: 6	1B: 5 2B: 3 3B: 0 HR: 0	SF: 0 SAC: 0 DP: 1 HBP: 0	WP: 0 PB: 0 SB: 0 CS: 0	PA: 36	
PITCHER	IP	WLS	BF	H	R	ER	SO	BB	IBB	HBP	BLK	WP	HR	S	P	ERA	WHIP				
Mike McCormick, L ERA: 3.16 (1, 1)	3.2	L	17	5	3	3	2	1	1	0	0	0	0	19	27	7.36	1.636				
Bob Humphreys, R ERA: (4, 1)	1.1		6	1	0	0	0	0	1	0	0	0	0	5	9	0.00	0.750				
Ron Kline, R ERA: 9.45 (6, 1)	2.0		7	2	0	0	1	0	0	0	0	0	0	9	9	0.00	1.000				
Jim Hannan, R ERA: (8, 1)	2.0		6	0	0	0	0	1	0	0	0	0	0	5	9	0.00	0.500				

Batter	1	2	3	4	5	6	7	8	9	AB	R	H	RBI	BB	SO	LOB	BOTTOM					
Fred Valentine, S OBP: 0.304, SLG: 0.392 (1, 9)			F7		4-3					4	0	1	0	0	1	1	Minnesota Twins @ Washington Senators D.C. Stadium, Washington, DC Sun May 01 1966, 3:38 AM EDT Att: 10,880 - Unknown livebaseballscorecards.com					
Ken Hamlin, R OBP: 0.344, SLG: 0.345 (1, 4)	G6-4-3				1B		F4		1-3	4	1	1	0	0	0	2						
Ken McMullen, R OBP: 0.362, SLG: 0.569 (1, 5)					1B					4	0	1	0	0	1	1						
Frank Howard, R OBP: 0.304, SLG: 0.451 (1, 7)										4	0	1	0	0	1	1						
Dick Nen, L OBP: 0.412, SLG: 0.375 (1, 3)										4	0	2	1	0	0	0						
Don Lock, R OBP: 0.304, SLG: 0.359 (1, 8)										3	0	1	0	1	1	2						
Mike Brumley, L OBP: 0.154, SLG: 0.231 (1, 2)										4	0	0	0	0	1	7						
Ed Brinkman, R OBP: 0.264, SLG: 0.294 (1, 6)										4	0	0	0	0	0	1						
Mike McCormick, L OBP: 0.260, SLG: 0.250 Bob Humphreys, R OBP: 0.250, SLG: 0.300 Willie Kirkland, L OBP: 0.125 Ron Kline, R OBP: 0.300, SLG: 0.300 Jim King, L OBP: 0.230 Jim Hannan, R (8, 1)										1	0	0	0	0	1	0						
Inning Stats	R: 0 E: 0 K: 1 S: 5	H: 1 LOB: 0 BB: 0 P: 5	R: 0 E: 0 K: 0 S: 4	H: 1 LOB: 1 BB: 0 P: 4	R: 0 E: 0 K: 1 S: 5	H: 0 LOB: 0 BB: 0 P: 5	R: 1 E: 0 K: 1 S: 8	H: 3 LOB: 2 BB: 0 P: 8	R: 0 E: 0 K: 1 S: 5	H: 0 LOB: 0 BB: 0 P: 5	R: 0 E: 0 K: 1 S: 7	H: 2 LOB: 3 BB: 1 P: 11	R: 0 E: 0 K: 1 S: 6	H: 1 LOB: 1 BB: 0 P: 6	R: 0 E: 0 K: 0 S: 3	H: 0 LOB: 0 BB: 0 P: 3	R: 0 E: 1 K: 1 S: 5	H: 0 LOB: 0 BB: 0 P: 5	1B: 8 2B: 0 3B: 0 HR: 0	SF: 0 SAC: 0 DP: 2 HBP: 0	WP: 0 PB: 0 SB: 0 CS: 0	PA: 35
PITCHER	IP	WLS	BF	H	R	ER	SO	BB	IBB	HBP	BLK	WP	HR	S	P	ERA	WHIP					
Mudcat Grant, R ERA: 1.67 (1, 1)	9.0	W	35	8	1	1	7	1	0	0	0	0	0	48	52	1.00	1.000					

Batter	1	2	3	4	5	6	7	8	9	AB	R	H	RBI	BB	SO	LOB	TOP						
Fred Valentine, S OBP: 0.294, SLG: 0.365 (1, 8)	1-3		K		F6			G4-6-3		4	0	0	0	0	1	1	Washington Senators @ Kansas City Athletics Municipal Stadium, Kansas City, MO Fri May 06 1966, 8:05 PM EDT Att: 6,324 - Unknown livebaseballscorecards.com						
Don Blasingame, L OBP: 0.276, SLG: 0.219 (1, 4)	FC1-4 BB		FC4-6 BB			K			6-3	2	0	0	0	2	1	0							
Ken McMullen, R OBP: 0.329, SLG: 0.484 (1, 5)	FC1-4 1-2		K			6-3			6-3	4	0	0	0	0	1	2							
Frank Howard, R OBP: 0.279, SLG: 0.444 (1, 7)	5-3		FC4-6 1-2			5-3			5-3	4	0	0	0	0	0	2							
Jim King, L OBP: 0.478, SLG: 0.500 (1, 9)		1B 5-3 1B							K	3	1	2	0	0	1	0							
Dick Nen, L OBP: 0.357, SLG: 0.333 (1, 3)					F5				4-3	3	0	1	0	0	0	1							
Ed Brinkman, R OBP: 0.250, SLG: 0.306 (1, 6)		5-3			9-2 3-H				6-3	3	0	0	1	0	0	2							
Jim French, L OBP: 0.500, SLG: 0.375 (1, 2)		6-3				K			F7	3	0	0	0	0	1	1							
Pete Richert, L Casey Cox, R Willie Kirkland, L Tom Cheney, R	K					K			G4-6-3 1B	2	0	0	0	0	2	1							
Inning Stats	R: 0 E: 0 K: 0 S: 3	H: 0 LOB: 1 BB: 1 P: 7	R: 1 E: 0 K: 1 S: 7	H: 2 LOB: 1 BB: 0 P: 7	R: 0 E: 0 K: 2 S: 7	H: 0 LOB: 1 BB: 1 P: 11	R: 0 E: 0 K: 0 S: 3	H: 1 LOB: 0 BB: 0 P: 3	R: 0 E: 0 K: 2 S: 7	H: 0 LOB: 0 BB: 0 P: 7	R: 0 E: 0 K: 1 S: 5	H: 0 LOB: 0 BB: 0 P: 5	R: 0 E: 0 K: 1 S: 5	H: 0 LOB: 0 BB: 0 P: 5	R: 0 E: 0 K: 0 S: 3	H: 1 LOB: 0 BB: 3 P: 3			R: 0 E: 0 K: 0 S: 3	H: 0 LOB: 0 BB: 0 P: 3	1B: 3 2B: 1 3B: 1 HR: 0	SF: 0 SAC: 0 DP: 2 HBP: 0	WP: 0 PB: 0 SB: 0 CS: 0
PITCHER Chuck Dobson, R ERA: 3.38 (1, 1)	IP: 9.0 WLS: W BF: 31 H: 4 R: 1 ER: 1 SO: 7 BB: 2 IBB: 0 HBP: 0 BLK: 0 WP: 0 HR: 0 S: 43 P: 51 ERA: 1.00 WHIP: 0.667											PITCHER	IP: 9.0 WLS: W BF: 31 H: 4 R: 1 ER: 1 SO: 7 BB: 2 IBB: 0 HBP: 0 BLK: 0 WP: 0 HR: 0 S: 43 P: 51 ERA: 1.00 WHIP: 0.667										

Batter	1	2	3	4	5	6	7	8	9	AB	R	H	RBI	BB	SO	LOB	BOTTOM						
Bert Campaneris, R OBP: 0.206, SLG: 0.258 (1, 6)	F7		6-3		FC6-4 1-2 2-3 3-H			1-3		4	0	0	1	0	0	4	Washington Senators @ Kansas City Athletics Municipal Stadium, Kansas City, MO Fri May 06 1966, 8:05 PM EDT Att: 6,324 - Unknown livebaseballscorecards.com						
Jose Tartabull, L OBP: 0.233, SLG: 0.232 (1, 8)	FC5-4 BB				K			6-3		3	0	1	0	1	1	2							
Dick Green, R OBP: 0.212, SLG: 0.203 (1, 4)	K				5-3			F3		4	0	1	0	0	1	1							
Ed Charles, R OBP: 0.273, SLG: 0.250 (1, 5)	FC5-4 1-2				F8			K		4	0	0	0	0	1	3							
Ken Harrelson, R OBP: 0.224, SLG: 0.164 Larry Stahl, L OBP: 0.120, SLG: 0.208 (1, 3) (9, 9)	F2					WP S 1B		F8		3	1	1	0	1	0	0							
Mike Hershberger, R OBP: 0.268, SLG: 0.280 (1, 7)	F7				F9			F8		4	0	0	0	0	0	3							
Ossie Chavarria, R OBP: 0.367, SLG: 0.346 (1, 9) (9, 3)	K					1B BB FC6-4 BB		1B BB		1	1	0	0	2	1	0							
Ken Suarez, R OBP: 0.375, SLG: 0.259 (1, 2)					K			FC6-4 1B BB		2	0	1	0	1	1	0							
Chuck Dobson, R OBP: 0.125, SLG: 0.125 (1, 1)					6-3			FC6-4 1-2 2-3 3-H 1B		3	0	1	1	0	1	2							
Inning Stats	R: 0 E: 0 K: 1 S: 5	H: 0 LOB: 1 BB: 1 P: 9	R: 0 E: 0 K: 1 S: 5	H: 0 LOB: 0 BB: 0 P: 5	R: 0 E: 0 K: 1 S: 5	H: 0 LOB: 0 BB: 0 P: 5	R: 0 E: 0 K: 1 S: 5	H: 0 LOB: 0 BB: 0 P: 5	R: 2 E: 0 K: 0 S: 5	H: 2 LOB: 2 BB: 2 P: 13	R: 0 E: 0 K: 1 S: 5	H: 0 LOB: 0 BB: 0 P: 5	R: 0 E: 0 K: 1 S: 6	H: 1 LOB: 2 BB: 1 P: 10	R: 0 E: 0 K: 0 S: 4	H: 2 LOB: 2 BB: 1 P: 8		1B: 5 2B: 0 3B: 0 HR: 0	SF: 0 SAC: 0 DP: 1 HBP: 0	WP: 1 PB: 0 SB: 1 CS: 0	PA: 33		
PITCHER Pete Richert, L ERA: 3.4 Casey Cox, R ERA: 2.45 Tom Cheney, R ERA: (1, 1) (7, 1) (8, 1)	IP: 6.1 WLS: L BF: 26 H: 3 R: 2 ER: 2 SO: 5 BB: 4 IBB: 0 HBP: 0 BLK: 0 WP: 1 HR: 0 S: 32 P: 48 ERA: 2.84 WHIP: 1.105											PITCHER	IP: 6.1 WLS: L BF: 26 H: 3 R: 2 ER: 2 SO: 5 BB: 4 IBB: 0 HBP: 0 BLK: 0 WP: 1 HR: 0 S: 32 P: 48 ERA: 2.84 WHIP: 1.105										

Batter	1	2	3	4	5	6	7	8	9	AB	R	H	RBI	BB	SO	LOB	TOP			
Fred Valentine, S OBP: 0.292, SLG: 0.358 (1, 8)	0-0 4-3		0-0 2B		0-0 F2			0-0 4-3		4	1	1	0	0	0	0	Washington Senators @ Kansas City Athletics Municipal Stadium, Kansas City, MO Sat May 07 1966, 4:33 AM EDT Att: 7,548 - Unknown			
Don Blasingame, L OBP: 0.325, SLG: 0.286 (1, 4)	0-0 1B		0-0 1-H 2B		0-0 F4			4-0 BB		3	0	2	1	1	0	0				
Ken McMullen, R OBP: 0.324, SLG: 0.470 (1, 5)	0-3 K		0-3 K			0-0 FC5-4 1B		0-0 F9		4	0	1	0	0	2	3				
Frank Howard, R OBP: 0.278, SLG: 0.424 Pete Richert, L (9, PR)	0-3 K			0-3 K		0-0 FC5-4 CS 1-2		4-0 G3 2B		3	0	0	0	1	2	2				
Jim King, L OBP: 0.407, SLG: 0.417 (1, 9)		0-0 3-1		0-0 F9		0-0 F8 1-2		0-0 G3		4	0	0	0	0	0	2				
Dick Nen, L OBP: 0.406, SLG: 0.400 (1, 3)		4-0 CS BB		0-0 BB 1B			0-0 F7		0-0 2-H 2B		3	0	2	1	1	0				
Ed Brinkman, R OBP: 0.250, SLG: 0.292 (1, 6)		0-0 F5 1-2		4-0 1-2 BB			0-0 6-3		0-0 F8		3	0	0	0	1	0				
Jim French, L OBP: 0.462, SLG: 0.300 (1, 2) Paul Casanova, R (7, 2)			4-0 CS BB	0-0 6-3			0-0 F8		0-3 K		2	0	0	0	1	0				
Bob Chance, L OBP: 0.238, SLG: 0.429 (9, PH)			0-3 K		0-0 5-3			0-3 K2-3		1	0	0	0	0	1	1				
Mike McCormick, L OBP: 0.444, SLG: 0.375 (5, PH) Bob Slaughter, S OBP: 0.231, SLG: 0.333 (5, 1) Diego Segui, R OBP: 0.250, SLG: 0.169 (6, 1) Bob Humphreys, R OBP: 0.290, SLG: 0.152 (8, PH) Willie Kirtland, L OBP: 0.290, SLG: 0.152 (8, 1) Jim Hannan, R OBP: 0.290, SLG: 0.152 (8, 1) Ron Kline, R OBP: 0.290, SLG: 1.000 (8, 1)			0-3 K		0-0 5-3			0-3 K2-3		1	0	0	0	0	1	1				
Inning Stats	R: 0 E: 0 K: 2 S: 8	H: 1 LOB: 1 BB: 0 P: 8	R: 0 E: 0 K: 0 S: 2	H: 0 LOB: 0 BB: 1 P: 6	R: 1 E: 0 K: 2 S: 8	H: 2 LOB: 1 BB: 1 P: 12	R: 0 E: 0 K: 1 S: 6	H: 1 LOB: 2 BB: 1 P: 10	R: 0 E: 0 K: 0 S: 3	H: 0 LOB: 0 BB: 0 P: 3	R: 0 E: 0 K: 0 S: 3	H: 0 LOB: 0 BB: 0 P: 3	R: 0 E: 0 K: 0 S: 5	H: 0 LOB: 1 BB: 1 P: 9	R: 1 E: 0 K: 1 S: 6	H: 1 LOB: 2 BB: 1 P: 10	1B: 4 2B: 3 3B: 0 HR: 0	SF: 0 SAC: 0 DP: 1 HBP: 0	WP: 0 PB: 0 SB: 0 CS: 3	PA: 35
PITCHER Catfish Hunter, R ERA: 3.5 (1, 1)	IP: 9.0 WLS: W BF: 35 H: 6 R: 2 ER: 2 SO: 7 BB: 5 IBB: 0 HBP: 0 BLK: 0 WP: 0 HR: 0 S: 44 P: 64 ERA: 2.00 WHIP: 1.222															PITCHER IP: WLS: BF: H: R: ER: SO: BB: IBB: HBP: BLK: WP: HR: S: P: ERA: WHIP				

Batter	1	2	3	4	5	6	7	8	9	AB	R	H	RBI	BB	SO	LOB	BOTTOM			
Bert Campaneris, R OBP: 0.209, SLG: 0.273 (1, 6)	0-0 SH1-3 4-3 2B		0-0 6-3		0-0 5-3		0-0 F8			4	1	1	0	0	0	0	Washington Senators @ Kansas City Athletics Municipal Stadium, Kansas City, MO Sat May 07 1966, 4:33 AM EDT Att: 7,548 - Unknown			
Jose Tartabull, L OBP: 0.250, SLG: 0.278 (1, 8)	0-0 SH1-3 2-3		0-0 F9		0-0 S 1B		0-0 2B 3B			3	1	2	0	0	0	0				
Dick Green, R OBP: 0.214, SLG: 0.221 (1, 4)	0-0 4-3 3-H			0-0 1B 2B		0-0 F5 1-2		0-0 4-3		4	1	1	1	0	0	2				
Ed Charles, R OBP: 0.292, SLG: 0.341 (1, 5)	0-0 3B			0-0 6-3		0-0 F8		0-0 2B 3-H		4	0	2	1	0	0	2				
Ken Harrelson, R OBP: 0.225, SLG: 0.169 (1, 3) Larry Stahl, L OBP: 0.120, SLG: 0.208 (9, 9)	0-0 5-3			0-0 E 1B 2-H		0-3 K 1B		0-3 K		4	1	1	1	0	2	2				
Mike Hershberger, R OBP: 0.263, SLG: 0.315 (1, 7)		0-0 L4		0-0 E5 1B 1-2		0-0 BB CS 1B		0-0 SH1-4 BLK 2B		4	1	2	0	0	0	1				
Ossie Chavarria, R OBP: 0.394, SLG: 0.357 (1, 9) (9, 3)		0-0 F9		0-0 L4 1-3 2-H 1B		4-0 CS BB BB		0-0 SH1-4 2-3		2	0	1	1	1	0	0				
Ken Suarez, R OBP: 0.389, SLG: 0.241 (1, 2)		0-0 6-3			4-0 BB		4-0 CS BB		0-3 K		2	0	0	0	2	1				
Catfish Hunter, R OBP: 0.294, SLG: 0.375 (1, 1)			0-3 K		0-0 L4 2-3		0-3 K 1-2 2-3 3-H		0-3 K		4	0	0	0	0	3				
Inning Stats	R: 1 E: 0 K: 0 S: 5	H: 2 LOB: 1 BB: 0 P: 5	R: 0 E: 0 K: 0 S: 3	H: 0 LOB: 0 BB: 0 P: 3	R: 0 E: 0 K: 1 S: 5	H: 0 LOB: 0 BB: 0 P: 5	R: 2 E: 1 K: 0 S: 6	H: 3 LOB: 2 BB: 1 P: 10	R: 0 E: 0 K: 0 S: 4	H: 1 LOB: 1 BB: 0 P: 4	R: 0 E: 0 K: 2 S: 7	H: 1 LOB: 2 BB: 2 P: 15	R: 1 E: 0 K: 1 S: 7	H: 2 LOB: 1 BB: 0 P: 7	R: 1 E: 0 K: 2 S: 8	H: 1 LOB: 0 BB: 0 P: 8		1B: 4 2B: 5 3B: 2 HR: 0	SF: 0 SAC: 2 DP: 1 HBP: 0	WP: 0 PB: 0 SB: 1 CS: 3
PITCHER Mike McCormick, L ERA: 3.64 (1, 1) Diego Segui, R ERA: 9.0 (5, 1) Bob Humphreys, R ERA: 0.9 (6, 1) Jim Hannan, R ERA: 3.86 (8, 1) Ron Kline, R ERA: 6.1 (8, 1)	IP: 4.0 WLS: L BF: 18 H: 5 R: 3 ER: 3 SO: 3 BB: 1 IBB: 0 HBP: 0 BLK: 0 WP: 0 HR: 0 S: 19 P: 23 ERA: 6.75 WHIP: 1.500															PITCHER IP: WLS: BF: H: R: ER: SO: BB: IBB: HBP: BLK: WP: HR: S: P: ERA: WHIP				


Batter	1	2	3	4	5	6	7	8	9	10	AB	R	H	RBI	BB	SO	LOB			
Fred Valentine, S (1, 9) OBP: 0.289, SLG: 0.343 (10, 8)	4-0 S E BB		0-0 F9			0-0 F7		0-0 1-3			3	1	0	0	1	0	0			
Ken Hamlin, R (1, 4) OBP: 0.297, SLG: 0.294	0-0 F5 1-H		0-0 F7						0-0 F7		4	0	0	0	0	1	0			
Dick Nen, L (1, 3) OBP: 0.361, SLG: 0.353	0-0 F4			0-0 F1			0-0 4-3		0-0 1-3		4	0	0	0	0	0	0			
Ken McMullen, R (1, 5) OBP: 0.308, SLG: 0.443	0-0 F6			0-0 F5			0-0 5-3		0-3 K		4	0	0	0	0	1	0			
Willie Kirkland, L (1, 7) OBP: 0.313, SLG: 0.154		0-0 4-3		0-0 6-3			4-0 BB		4-0 WP 1B BB		2	1	0	0	2	0	0			
Don Lock, R (1, 8) OBP: 0.302, SLG: 0.356 (10, PH)		0-3 K				0-0 F7		0-3 K		0-0 PB SH1-4 1B	3	0	0	0	0	2	1			
Bob Saverine, S (10, PH) OBP: 0.286, SLG: 0.385										1-H 1B	1	0	1	1	0	0	0			
Jim King, L (10, 9) OBP: 0.407, SLG: 0.417											0	0	0	0	0	0	0			
John Orsino, R (1, 2) OBP: 0.222, SLG: 0.278		0-0 E6				0-0 F9			0-0 SH1-4		1	0	0	0	0	0	0			
Paul Casanova, R (3, 2) OBP: 0.500, SLG: 2.000									1-2 1B		2	1	1	1	0	0	0			
Ed Brinkman, R (1, 6) OBP: 0.236, SLG: 0.275		0-0 4-3				0-0 F7			0-0 F8		4	0	0	0	0	0	2			
Phil Ortega, R (1, 1)			0-0 F3						0-0 2-3		2	0	0	0	0	1	0			
Casey Cox, R (7, 1)						0-3 K			0-0 1-3		2	0	0	0	0	0	1			
Inning Stats	R: 1 E: 0 K: 0 S: 3	H: 0 LOB: 0 BB: 1 P: 7	R: 0 E: 1 K: 1 S: 6	H: 0 LOB: 1 BB: 0 P: 6	R: 0 E: 0 K: 0 S: 3	H: 0 LOB: 0 BB: 0 P: 3	R: 0 E: 0 K: 2 S: 7	H: 0 LOB: 0 BB: 0 P: 7	R: 0 E: 0 K: 1 S: 5	H: 0 LOB: 1 BB: 1 P: 9	R: 1 E: 0 K: 0 S: 4	H: 1 LOB: 0 BB: 0 P: 4	R: 0 E: 0 K: 1 S: 5	H: 0 LOB: 0 BB: 0 P: 5	R: 1 E: 0 K: 0 S: 4	H: 1 LOB: 1 BB: 1 P: 8	1B: 1 2B: 0 3B: 0 HR: 1	SF: 0 SAC: 1 DP: 0 HBP: 0		
PITCHER	IP 8.0	WLS 28	H 1	R 2	ER 1	SO 4	BB 2	IBB 0	HBP 0	BLK 0	WP 1	HR 1	S 34	P 42	ERA 1.12	WHIP 0.375				
Fred Talbot, R (1, 1) ERA: 7.2																				
John Wyatt, R (9, 1) ERA: 3.12	IP 2.0	WLS L 8	H 1	R 1	ER 1	SO 1	BB 1	IBB 0	HBP 0	BLK 0	WP 1	HR 0	S 9	P 13	ERA 4.50	WHIP 1.000				

TOP

Washington Senators @ Kansas City Athletics
Municipal Stadium, Kansas City, MO

Sun May 08 1966, 4:33 AM EDT
Att: 7,305 - Unknown

AB	32
R	3
H	2
RBI	2
BB	3
SO	5
LOB	4




Batter	1	2	3	4	5	6	7	8	9	10	AB	R	H	RBI	BB	SO	LOB			
Jose Tartabull, L (1, 8) OBP: 0.247, SLG: 0.273	0-0 S 1B		0-0 F8 1-2			0-0 1-3		0-0 4-3		0-0 F8	5	0	1	0	0	0	2			
Bert Campaneris, R (1, 6) OBP: 0.211, SLG: 0.300	0-3 K		0-0 F9			0-0 L5		0-0 SF7 3B			4	1	1	1	0	1	2			
Wayne Causey, L (1, 5) OBP: 0.317, SLG: 0.270	0-0 F8			0-0 F8			0-0 G3	0-0 SF7			3	0	0	1	0	0	1			
Billy Bryan, L (1, 2) OBP: 0.175, SLG: 0.111	0-0 4-3			0-0 4-3			4-0 BB 1B BB	0-0 4-3			2	0	0	0	1	0	1			
Ron Stone, L (7, PR) OBP: 0.167, SLG: 0.167											0	0	0	0	0	0	0			
Manny Jimenez, L (8, 9) OBP: 0.243, SLG: 0.097											1	0	0	0	0	0	0			
John Wyatt, R (9, 1)											0	0	0	0	0	0	0			
Ken Harrelson, R (1, 3) OBP: 0.227, SLG: 0.174		0-0 L5		0-0 6-3			0-0 BB 1B		0-0 1-3		4	0	1	0	0	0	0			
Larry Stahl, L (1, 9) OBP: 0.103, SLG: 0.179 (8, 7)		0-0 4-3			0-0 F5		0-0 F2		0-0 1-3		4	0	0	0	0	0	2			
Dick Green, R (1, 4) OBP: 0.216, SLG: 0.211		0-3 K			0-0 F8		4-0 FC6-4 BB		0-0 F9		3	0	0	0	1	1	0			
Mike Hershberger, R (1, 7) OBP: 0.270, SLG: 0.296			0-0 1-3		0-0 5-3		0-0 FC6-4		0-3 K		3	0	0	0	0	0	3			
Ken Suarez, R (8, 2) OBP: 0.376, SLG: 0.233								1-2 2-3		0-3 K	1	0	0	0	0	1	0			
Fred Talbot, R (1, 1) OBP: 0.167, SLG: 0.167			0-0 S 1B			0-0 1-3		0-0 4-3 3B 1B		0-3 K	2	0	1	0	0	0	0			
Ossie Chavarria, R (8, PH) OBP: 0.400, SLG: 0.367 (9, 9)											2	1	1	0	0	1	0			
Inning Stats	R: 0 E: 0 K: 1 S: 6	H: 1 LOB: 1 BB: 6 P: 6	R: 0 E: 0 K: 1 S: 5	H: 0 LOB: 0 BB: 0 P: 5	R: 0 E: 0 K: 0 S: 4	H: 1 LOB: 1 BB: 0 P: 4	R: 0 E: 0 K: 0 S: 3	H: 0 LOB: 0 BB: 0 P: 3	R: 0 E: 0 K: 0 S: 3	H: 0 LOB: 0 BB: 0 P: 3	R: 0 E: 0 K: 2 S: 4	H: 1 LOB: 3 BB: 2 P: 12	R: 2 E: 0 K: 0 S: 5	H: 2 LOB: 0 BB: 0 P: 5	R: 0 E: 0 K: 0 S: 3	H: 0 LOB: 0 BB: 0 P: 3	R: 0 E: 0 K: 2 S: 7	H: 0 LOB: 0 BB: 0 P: 7	1B: 4 2B: 0 3B: 1 HR: 0	SF: 1 SAC: 0 DP: 0 HBP: 0
PITCHER	IP 6.2	WLS 25	H 3	R 0	ER 0	SO 2	BB 2	IBB 0	HBP 0	BLK 0	WP 0	HR 0	S 27	P 35	ERA 0.00	WHIP 0.750				
Phil Ortega, R (1, 1) ERA: 1.88																				
Casey Cox, R (7, 1) ERA: 3.0	IP 3.1	WLS W 12	H 2	R 2	ER 2	SO 2	BB 0	IBB 0	HBP 0	BLK 0	WP 0	HR 0	S 16	P 16	ERA 5.40	WHIP 0.600				

BOTTOM

Washington Senators @ Kansas City Athletics
Municipal Stadium, Kansas City, MO

Sun May 08 1966, 4:33 AM EDT
Att: 7,305 - Unknown

AB	34
R	2
H	5
RBI	2
BB	2
SO	4
LOB	11



Batter	1	2	3	4	5	6	7	8	9	AB	R	H	RBI	BB	SO	LOB	TOP					
Fred Valentine, S OBP: 0.321, SLG: 0.413	L9-3 1B		FC1-6 1B	1-2 2-3 3-H 1B		F8		1-H HR		5	1	4	3	0	0	1						
Don Blasingame, L OBP: 0.311, SLG: 0.275	L9-3 1-2		FC1-6 1-2	1-3			F8 E 1B	F3		5	1	1	0	0	0	6						
Dick Nen, L OBP: 0.366, SLG: 0.395	L5		SF8 3-H		3-1		E 1B	2B		4	1	2	1	0	0	0						
Jim King, L OBP: 0.375, SLG: 0.357		3-1 WP 2B BB	F2 3-H		F9		F8 2-3	L4		4	1	0	0	1	0	4						
Ken McMullen, R OBP: 0.313, SLG: 0.440		K 1-2		BB 1B 1B			E5 1B		K	5	1	2	1	0	2	2						
Willie Kirkland, L OBP: 0.286, SLG: 0.167	3-1 2-3		K		F4		3-H 1-3 2-H 1B		K	5	0	1	1	0	2	3						
Ed Brinkman, R OBP: 0.247, SLG: 0.297				1B BB 1B		6-3	G6-4-3 1-2		K	5	0	2	1	0	1	2						
Paul Casanova, R OBP: 0.667, SLG: 1.200		3-H 2B		1-2 2-3 BB		3-1 PB 1B		HR 1B		3	1	2	0	1	1	1						
Tom Cheney, R Bob Humphreys, R Bob Chance, L Dick Lines, L Bob Savarin, S Diego Segui, R Frank Howard, R Jim Hannan, R			1B SF8 BB		3-1			F3		0	1	0	0	0	1	0						
Inning Stats	R: 0 E: 0 K: 0 S: 3	H: 1 LOB: 0 BB: 0 P: 3	R: 1 E: 0 K: 2 S: 8	H: 1 LOB: 1 BB: 1 P: 12	R: 1 E: 0 K: 0 S: 4	H: 1 LOB: 0 BB: 1 P: 8	R: 1 E: 0 K: 2 S: 10	H: 3 LOB: 3 BB: 1 P: 14	R: 0 E: 0 K: 0 S: 4	H: 1 LOB: 1 BB: 0 P: 4	R: 2 E: 1 K: 0 S: 6	H: 3 LOB: 1 BB: 0 P: 6	R: 2 E: 0 K: 0 S: 6	H: 3 LOB: 1 BB: 0 P: 6	R: 0 E: 0 K: 3 S: 9	H: 0 LOB: 0 BB: 0 P: 9	1B: 11 2B: 3 3B: 0 HR: 1	SF: 1 SAC: 0 DP: 2 HBP: 0	WP: 1 PB: 1 SB: 0 CS: 0	PA: 43		
PITCHER	IP WLS BF H R ER SO BB IBB HBP BLK WP HR S P ERA WHIP	IP WLS BF H R ER SO BB IBB HBP BLK WP HR S P ERA WHIP	IP WLS BF H R ER SO BB IBB HBP BLK WP HR S P ERA WHIP	IP WLS BF H R ER SO BB IBB HBP BLK WP HR S P ERA WHIP	IP WLS BF H R ER SO BB IBB HBP BLK WP HR S P ERA WHIP	IP WLS BF H R ER SO BB IBB HBP BLK WP HR S P ERA WHIP	IP WLS BF H R ER SO BB IBB HBP BLK WP HR S P ERA WHIP	IP WLS BF H R ER SO BB IBB HBP BLK WP HR S P ERA WHIP	IP WLS BF H R ER SO BB IBB HBP BLK WP HR S P ERA WHIP	IP WLS BF H R ER SO BB IBB HBP BLK WP HR S P ERA WHIP	IP WLS BF H R ER SO BB IBB HBP BLK WP HR S P ERA WHIP	IP WLS BF H R ER SO BB IBB HBP BLK WP HR S P ERA WHIP	IP WLS BF H R ER SO BB IBB HBP BLK WP HR S P ERA WHIP	IP WLS BF H R ER SO BB IBB HBP BLK WP HR S P ERA WHIP	IP WLS BF H R ER SO BB IBB HBP BLK WP HR S P ERA WHIP	IP WLS BF H R ER SO BB IBB HBP BLK WP HR S P ERA WHIP	IP WLS BF H R ER SO BB IBB HBP BLK WP HR S P ERA WHIP	IP WLS BF H R ER SO BB IBB HBP BLK WP HR S P ERA WHIP	IP WLS BF H R ER SO BB IBB HBP BLK WP HR S P ERA WHIP	IP WLS BF H R ER SO BB IBB HBP BLK WP HR S P ERA WHIP	IP WLS BF H R ER SO BB IBB HBP BLK WP HR S P ERA WHIP	IP WLS BF H R ER SO BB IBB HBP BLK WP HR S P ERA WHIP

Washington Senators @ California Angels
Anaheim Stadium, Anaheim, CA
Mon May 09 1966, 10:05 PM EDT
Att: 6,539 - Unknown

AB 39
R 7
H 14
RBI 7
BB 3
SO 7
LOB 24



Batter	1	2	3	4	5	6	7	8	9	AB	R	H	RBI	BB	SO	LOB	BOTTOM					
Jose Cardenal, R OBP: 0.265, SLG: 0.270	E BB	K		6-3	FC5-4 1-2			SH1-3 BB		3	1	0	0	2	1	3						
Bobby Knoop, R OBP: 0.297, SLG: 0.432	F8		6-3	2B 1B		K		SH1-3		4	1	1	0	0	1	1						
Rick Reichardt, R Jim Piersall, R	5-3 1-H		BB HBP	PB 1B 2B		F9		6-3		1	1	0	0	0	0	0						
Norm Siebern, L Tom Satriano, L			3B BB	G3-6-3 1B		1-3		4-3		2	1	1	1	2	0	0						
Ed Kirkpatrick, L OBP: 0.429, SLG: 0.462	F8		1-H 2-H 3B 3B	G3-6-3 1-2			HR			4	2	2	3	0	0	2						
Frank Malzone, R Paul Schaal, R	F7		3B BB		L7		F8			3	1	0	0	1	0	0						
Buck Rodgers, S OBP: 0.281, SLG: 0.402		HR	1-H 3-H 3B	SF7 3B	F9		4-3			4	2	2	3	0	0	0						
Jim Fregosi, R OBP: 0.245, SLG: 0.276	WP BB		SF7							1	0	1	1	2	0	0						
Jim McGlothlin, R Jack Sanford, R Ed Sukla, R Bob Lee, R	F7 1-2		K	FC5-4 BB			K			2	0	0	0	0	1	1						
Inning Stats	R: 1 E: 1 K: 0 S: 3	H: 0 LOB: 1 BB: 2 P: 11	R: 1 E: 0 K: 1 S: 6	H: 1 LOB: 1 BB: 1 P: 10	R: 5 E: 0 K: 1 S: 7	H: 2 LOB: 0 BB: 2 P: 16	R: 2 E: 0 K: 0 S: 5	H: 3 LOB: 0 BB: 0 P: 5	R: 0 E: 0 K: 1 S: 5	H: 0 LOB: 0 BB: 0 P: 5	R: 1 E: 0 K: 1 S: 7	H: 2 LOB: 1 BB: 0 P: 7	R: 0 E: 0 K: 0 S: 3	H: 0 LOB: 1 BB: 1 P: 7	1B: 2 2B: 2 3B: 2 HR: 2	SF: 1 SAC: 1 DP: 1 HBP: 1	WP: 1 PB: 1 SB: 0 CS: 0	PA: 40				
PITCHER	IP WLS BF H R ER SO BB IBB HBP BLK WP HR S P ERA WHIP	IP WLS BF H R ER SO BB IBB HBP BLK WP HR S P ERA WHIP	IP WLS BF H R ER SO BB IBB HBP BLK WP HR S P ERA WHIP	IP WLS BF H R ER SO BB IBB HBP BLK WP HR S P ERA WHIP	IP WLS BF H R ER SO BB IBB HBP BLK WP HR S P ERA WHIP	IP WLS BF H R ER SO BB IBB HBP BLK WP HR S P ERA WHIP	IP WLS BF H R ER SO BB IBB HBP BLK WP HR S P ERA WHIP	IP WLS BF H R ER SO BB IBB HBP BLK WP HR S P ERA WHIP	IP WLS BF H R ER SO BB IBB HBP BLK WP HR S P ERA WHIP	IP WLS BF H R ER SO BB IBB HBP BLK WP HR S P ERA WHIP	IP WLS BF H R ER SO BB IBB HBP BLK WP HR S P ERA WHIP	IP WLS BF H R ER SO BB IBB HBP BLK WP HR S P ERA WHIP	IP WLS BF H R ER SO BB IBB HBP BLK WP HR S P ERA WHIP	IP WLS BF H R ER SO BB IBB HBP BLK WP HR S P ERA WHIP	IP WLS BF H R ER SO BB IBB HBP BLK WP HR S P ERA WHIP	IP WLS BF H R ER SO BB IBB HBP BLK WP HR S P ERA WHIP	IP WLS BF H R ER SO BB IBB HBP BLK WP HR S P ERA WHIP	IP WLS BF H R ER SO BB IBB HBP BLK WP HR S P ERA WHIP	IP WLS BF H R ER SO BB IBB HBP BLK WP HR S P ERA WHIP	IP WLS BF H R ER SO BB IBB HBP BLK WP HR S P ERA WHIP	IP WLS BF H R ER SO BB IBB HBP BLK WP HR S P ERA WHIP	IP WLS BF H R ER SO BB IBB HBP BLK WP HR S P ERA WHIP

Washington Senators @ California Angels
Anaheim Stadium, Anaheim, CA
Mon May 09 1966, 10:05 PM EDT
Att: 6,539 - Unknown

AB 29
R 10
H 8
RBI 9
BB 8
SO 4
LOB 10




Batter	1	2	3	4	5	6	7	8	9	AB	R	H	RBI	BB	SO	LOB	TOP			
Fred Valentine, S OBP: 0.349, SLG: 0.488 (1, 8)										5	2	4	0	0	1	0	Washington Senators @ California Angels Anaheim Stadium, Anaheim, CA Tue May 10 1966, 10:05 PM EDT Att: 8,514 - Unknown			
Don Blasingame, L OBP: 0.345, SLG: 0.295 (1, 4)										4	1	2	0	1	0	3				
Dick Nen, L OBP: 0.341, SLG: 0.366 (6, PH)	G4-6-3		G4-3							3	0	0	0	0	0	2				
Ken Hamlin, R OBP: 0.316, SLG: 0.294 (8, 3)										0	0	0	0	1	0	0				
Bob Chance, L OBP: 0.227, SLG: 0.409 (1, 7)										4	0	0	0	0	1	1				
Frank Howard, R OBP: 0.260, SLG: 0.394 (8, 8)										0	0	0	0	0	0	0				
Don Lock, R OBP: 0.302, SLG: 0.356 (1, 9)										3	1	2	0	1	0	0				
Jim King, L OBP: 0.417, SLG: 0.387 (1, 5)										3	0	1	0	1	0	1				
Ken McMullen, R OBP: 0.322, SLG: 0.449 (1, 6)										3	0	1	0	1	0	2				
Ed Brinkman, R OBP: 0.235, SLG: 0.286 (1, 2)										4	0	0	0	0	0	1				
Paul Casanova, R OBP: 0.400, SLG: 0.667 (1, 1)										4	0	0	0	0	0	1				
Pete Richert, L OBP: 0.059, SLG: 0.059 (1, 1)										4	0	1	0	0	1	1				
Inning Stats	R: 1 E: 0 K: 0 S: 3	H: 1 LOB: 0 BB: 1 P: 7	R: 1 E: 0 K: 1 S: 6	H: 1 LOB: 1 BB: 1 P: 10	R: 0 E: 0 K: 1 S: 5	H: 1 LOB: 0 BB: 0 P: 5	R: 0 E: 0 K: 1 S: 5	H: 0 LOB: 0 BB: 0 P: 5	R: 0 E: 0 K: 0 S: 4	H: 2 LOB: 2 BB: 0 P: 4	R: 0 E: 0 K: 0 S: 3	H: 0 LOB: 0 BB: 0 P: 3	R: 2 E: 0 K: 0 S: 5	H: 3 LOB: 2 BB: 2 P: 13	R: 0 E: 0 K: 0 S: 4	H: 1 LOB: 1 BB: 0 P: 4	1B: 6 2B: 4 3B: 1 HR: 0	SF: 1 SAC: 0 DP: 3 HBP: 0	WP: 0 PB: 1 CS: 0	PA: 38
PITCHER	IP WLS BF H R ER SO BB IBB HBP BLK WP HR S P ERA WHIP																			
Fred Newman, R ERA: 5.17 (1, 1)	7.0 L 29 8 4 4 3 2 0 0 0 0 0 0 0 33 41 5.14 1.429																			
Dick Egan, L ERA: 2.94 (8, 1)	0.2 1 0 0 0 0 2 0 0 0 1 0 0 2 10 0.00 4.500																			
Lew Burdette, R ERA: 2.13 (8, 1)	0.1 1 0 0 0 0 0 0 0 0 0 0 0 1 1 0.00 0.000																			
Jim McGlothlin, R ERA: 3.48 (9, 1)	1.0 4 1 0 0 0 0 0 0 0 0 0 0 4 4 0.00 1.000																			
Batter	1	2	3	4	5	6	7	8	9	AB	R	H	RBI	BB	SO	LOB	BOTTOM			
Jose Cardenal, R OBP: 0.264, SLG: 0.313 (1, 8)										4	1	1	1	0	0	1	Washington Senators @ California Angels Anaheim Stadium, Anaheim, CA Tue May 10 1966, 10:05 PM EDT Att: 8,514 - Unknown			
Jim Piersall, R OBP: 0.276, SLG: 0.294 (1, 9)									4	0	0	0	0	1	1					
Bobby Knoop, R OBP: 0.276, SLG: 0.414 (1, 4)									4	0	0	0	0	1	0					
Rick Reichardt, R OBP: 0.394, SLG: 0.568 (1, 7)									3	0	0	0	0	0	0					
Norm Siebern, L OBP: 0.451, SLG: 0.466 (1, 3)									3	0	0	0	0	2	0					
Jim Fregosi, R OBP: 0.248, SLG: 0.278 (1, 6)									3	0	1	0	0	1	0					
Frank Malzone, R OBP: 0.357, SLG: 0.333 (1, 5)									3	0	0	0	0	0	1					
Tom Satriano, L OBP: 0.364, SLG: 0.545 (1, 2)									3	0	0	0	0	0	0					
Fred Newman, R OBP: 0.500, SLG: 0.500 (8, 1)									2	0	1	0	0	1	0					
Dick Egan, L (8, 1)									0	0	0	0	0	0	0					
Lew Burdette, R (8, 1)									0	0	0	0	0	0	0					
Paul Schaal, R OBP: 0.383, SLG: 0.333 (8, PH)									1	0	0	0	0	1	0					
Jim McGlothlin, R OBP: 0.125, SLG: 0.375 (9, 1)									0	0	0	0	0	0	0					
Inning Stats	R: 0 E: 0 K: 1 S: 5	H: 0 LOB: 0 BB: 0 P: 5	R: 0 E: 0 K: 1 S: 6	H: 1 LOB: 1 BB: 0 P: 6	R: 0 E: 0 K: 1 S: 6	H: 1 LOB: 1 BB: 0 P: 6	R: 0 E: 0 K: 1 S: 5	H: 0 LOB: 0 BB: 0 P: 5	R: 0 E: 0 K: 1 S: 6	H: 1 LOB: 0 BB: 0 P: 6	R: 0 E: 0 K: 1 S: 5	H: 0 LOB: 0 BB: 0 P: 5	R: 0 E: 0 K: 1 S: 5	H: 0 LOB: 0 BB: 0 P: 5	R: 0 E: 0 K: 0 S: 3	H: 0 LOB: 0 BB: 0 P: 3	1B: 2 2B: 0 3B: 0 HR: 1	SF: 0 SAC: 0 DP: 0 HBP: 0	WP: 0 PB: 0 CS: 0	PA: 30
PITCHER	IP WLS BF H R ER SO BB IBB HBP BLK WP HR S P ERA WHIP																			
Pete Richert, L ERA: 2.96 (1, 1)	9.0 W 30 3 1 1 7 0 0 0 0 0 0 1 44 44 1.00 0.333																			

Batter	1	2	3	4	5	6	7	8	9	10	AB	R	H	RBI	BB	SO	LOB					
Fred Valentine, S (1.8) X OBP: 0.341, SLG: 0.482 Ron Kline, R (9.1) Dick Lines, R (10.1)	5-3		K		E		6-3		4-3		5	1	1	0	0	1	0					
Ed Brinkman, R (1.6) X OBP: 0.244, SLG: 0.293	BLK 1B		K		E6		5-3 1B			1-3	5	0	2	0	0	1	0					
Ken McMullen, R (1.5) S OBP: 0.326, SLG: 0.451	K			HR	K		5-3			1B 2B	4	2	1	0	1	2	3					
Frank Howard, R (1.7) S Willie Kirkland, L (10.7) S OBP: 0.286, SLG: 0.167	K			HR	6-3		F7			6-3	5	1	1	2	0	1	4					
Don Lock, R (1.9) X OBP: 0.345, SLG: 0.440 (9.8)		6-3 3B		E8 1B			1B			1-3	5	2	4	1	0	0	0					
John Orsino, R (1.3) X Dick Nen, L (4.3) S OBP: 0.250, SLG: 0.364	F6			5-3			F4			2-3	2	0	0	0	0	0	2					
Ken Hamlin, R (1.4) X OBP: 0.310, SLG: 0.289	6-3			F3 1B			F9		G4-6-3 1B		4	0	1	2	0	0	2					
Paul Casanova, R (1.2) S OBP: 0.357, SLG: 0.538	K			F3					F9		4	0	1	0	0	1	1					
Mike McCormick, L (1.1) S Bob Chance, L (6. PH) S Casey Cox, R (6.1) S Jim King, L (9. PH) S OBP: 0.405, SLG: 0.375	F8			3-1			K		4-3		2	0	0	0	0	0	0					
Inning Stats	R: 0 E: 0 K: 2 S: 8	H: 1 LOB: 1 BB: 0 P: 8	R: 1 E: 0 K: 1 S: 6	H: 1 LOB: 0 BB: 0 P: 6	R: 0 E: 0 K: 2 S: 7	H: 0 LOB: 0 BB: 0 P: 7	R: 3 E: 1 K: 0 S: 5	H: 3 LOB: 0 BB: 1 P: 9	R: 1 E: 1 K: 1 S: 7	H: 1 LOB: 1 BB: 0 P: 7	R: 0 E: 0 K: 0 S: 4	H: 1 LOB: 1 BB: 0 P: 4	R: 0 E: 0 K: 0 S: 3	H: 1 LOB: 0 BB: 0 P: 3	R: 0 E: 0 K: 0 S: 3	H: 0 LOB: 0 BB: 0 P: 3	R: 1 E: 0 K: 0 S: 5	H: 2 LOB: 1 BB: 1 P: 5	1B: 8 2B: 2 3B: 1 HR: 1	SF: 0 SAC: 0 DP: 1 HBP: 0	WP: 0 PB: 0 SB: 1 CS: 0	PA: 42
PITCHER	IP 4.1	WLS 19	BF 6	H 5	R 3	ER 3	SO 5	BB 1	IBB 0	HBP 0	BLK 1	WP 0	HR 1	S 28	P 32	ERA 6.23	WHIP 1.615					
George Brunet, L (1.1) S ERA: 5.02	0.2	3	0	0	0	1	0	0	0	0	0	0	0	5	5	0.00	0.000					
Lew Burdette, R (5.1) S ERA: 2.03	3.0	12	4	0	0	1	0	0	0	0	0	0	0	14	14	0.00	1.333					
Jack Sanford, R (6.1) S ERA: 3.68	2.0	8	2	1	1	0	0	0	0	0	0	0	0	8	8	4.50	1.000					
Bob Lee, R (9.1) S ERA: 1.48																						

Washington Senators @ California Angels
 Anaheim Stadium, Anaheim, CA
 Wed May 11 1966, 10:05 PM EDT
 Att: 9,589 - Unknown

AB 41
 R 6
 H 12
 RBI 5
 BB 1
 SO 7
 LOB 16



Batter	1	2	3	4	5	6	7	8	9	10	AB	R	H	RBI	BB	SO	LOB							
Jose Cardenal, R (1.8) X OBP: 0.286, SLG: 0.375	E 1B		F7		HR		SH3-4 1B		F8		5	2	3	1	0	0	0							
Jim Fregosi, R (1.6) X OBP: 0.238, SLG: 0.266	F3		L9		5-3		SH3-4 1-2			6-3	4	0	0	0	0	0	1							
Bobby Knoop, R (1.4) X OBP: 0.300, SLG: 0.471	E4 1H 3B				HR 1B		6-3			1B 3B	5	3	4	1	0	0	1							
Rick Reichardt, R (1.7) S OBP: 0.394, SLG: 0.593	K		F4		HR		6-3			S 1B 1B	5	2	2	3	0	1	2							
Norm Siebern, L (1.3) X OBP: 0.421, SLG: 0.429	1-6-3			K	F5		6-3			F9	5	0	0	0	0	1	1							
Jackie Warner, R (1.9) S Ed Kirkpatrick, L (8. PH) S (9.9) S OBP: 0.333, SLG: 0.528 OBP: 0.432, SLG: 0.444		K		K		K	4-3			1B BB	3	0	0	0	0	3	0							
Paul Schaal, R (1.5) X OBP: 0.384, SLG: 0.363	6-3				3B		1-3			1-3	5	0	2	1	0	0	0							
Tom Satriano, L (1.2) S OBP: 0.400, SLG: 0.500					5-3					F8	3	0	1	0	1	0	1							
George Brunet, R (1.1) S Lew Burdette, R (5.1) S Jim Piersall, R (5. PH) S Jack Sanford, R (6.1) S Bob Lee, R (9.1) S		K			F7		F9		K		1	0	0	0	0	1	1							
Inning Stats	R: 2 E: 1 K: 1 S: 7	H: 2 LOB: 0 BB: 0 P: 7	R: 0 E: 0 K: 2 S: 7	H: 0 LOB: 1 BB: 1 P: 11	R: 0 E: 0 K: 0 S: 4	H: 1 LOB: 1 BB: 0 P: 4	R: 0 E: 0 K: 2 S: 8	H: 1 LOB: 1 BB: 0 P: 8	R: 3 E: 0 K: 0 S: 6	H: 3 LOB: 0 BB: 0 P: 6	R: 0 E: 0 K: 1 S: 6	H: 1 LOB: 1 BB: 0 P: 6	R: 0 E: 0 K: 0 S: 4	H: 1 LOB: 1 BB: 0 P: 4	R: 0 E: 0 K: 0 S: 3	H: 0 LOB: 0 BB: 0 P: 3	R: 0 E: 0 K: 1 S: 5	H: 0 LOB: 0 BB: 0 P: 5	R: 2 E: 0 K: 0 S: 5	H: 3 LOB: 2 BB: 1 P: 9	1B: 7 2B: 0 3B: 3 HR: 2	SF: 0 SAC: 1 DP: 0 HBP: 0	WP: 0 PB: 0 SB: 1 CS: 0	PA: 43
PITCHER	IP 5.0	WLS 23	BF 7	H 5	R 4	ER 4	SO 5	BB 1	IBB 0	HBP 0	BLK 0	WP 0	HR 2	S 32	P 36	ERA 7.20	WHIP 1.600							
Casey Cox, R (6.1) S ERA: 2.57	3.0	11	2	0	0	1	0	0	0	0	0	0	0	13	13	0.00	0.667							
Ron Kline, R (9.1) S ERA: 6.94	1.1	6	2	2	2	1	0	0	0	0	0	0	0	8	8	13.50	1.500							
Dick Lines, L (10.1) S ERA: 2.53	0.1	3	1	0	0	0	1	0	0	0	0	0	0	2	6	0.00	6.000							

Washington Senators @ California Angels
 Anaheim Stadium, Anaheim, CA
 Wed May 11 1966, 10:05 PM EDT
 Att: 9,589 - Unknown

AB 40
 R 7
 H 12
 RBI 6
 BB 2
 SO 7
 LOB 8



Batter	1	2	3	4	5	6	7	8	9	AB	R	H	RBI	BB	SO	LOB	TOP									
Fred Valentine, S OBP: 0.347, SLG: 0.483 (1, 8)										4	0	2	1	0	1	0	Washington Senators @ California Angels Anaheim Stadium, Anaheim, CA Thu May 12 1966, 10:05 PM EDT Att: 10,310 - Unknown									
Ed Brinkman, R OBP: 0.244, SLG: 0.291 (1, 6)										4	1	1	0	0	0	2										
Ken McMullen, R OBP: 0.316, SLG: 0.435 (1, 5)										3	0	0	0	0	1	0										
Frank Howard, R OBP: 0.259, SLG: 0.410 Don Blasingame, L OBP: 0.349, SLG: 0.295 Willie Kirkland, L OBP: 0.273, SLG: 0.158 (1, 7)										2	0	0	0	1	2	0										
Don Lock, R OBP: 0.355, SLG: 0.500 (1, 9)										4	1	2	3	0	1	0										
Ken Hamlin, R OBP: 0.304, SLG: 0.268 (1, 4)										3	0	0	0	1	0	2										
Dick Nen, L OBP: 0.320, SLG: 0.340 (1, 3)										3	0	0	0	0	2	2										
Paul Casanova, R OBP: 0.353, SLG: 0.563 (1, 2)										3	1	1	0	0	0	0										
Phil Ortega, R Ron Kline, R OBP: 0.500, SLG: 0.500 (1, 1)										1	0	0	0	0	1	0										
										1	0	0	0	0	1	0										
Inning Stats	R: 0 E: 0 K: 0 S: 3	H: 1 LOB: 0 BB: 0 P: 3	R: 0 E: 0 K: 2 S: 7	H: 0 LOB: 0 BB: 0 P: 7	R: 0 E: 0 K: 2 S: 7	H: 0 LOB: 0 BB: 0 P: 7	R: 0 E: 0 K: 1 S: 5	H: 0 LOB: 1 BB: 0 P: 5	R: 0 E: 0 K: 2 S: 7	H: 0 LOB: 1 BB: 1 P: 11	R: 1 E: 0 K: 0 S: 4	H: 2 LOB: 0 BB: 0 P: 4	R: 2 E: 0 K: 1 S: 6	H: 1 LOB: 1 BB: 1 P: 10	R: 0 E: 0 K: 1 S: 5	H: 0 LOB: 0 BB: 0 P: 5	R: 1 E: 0 K: 0 S: 5	H: 2 LOB: 1 BB: 0 P: 5	1B: 4 2B: 1 3B: 0 HR: 1	SF: 0 SAC: 2 DP: 2 HBP: 0	WP: 2 PB: 0 CS: 0	PA: 33				
PITCHER	IP	WLS	BF	H	R	ER	SO	BB	IBB	HBP	BLK	WP	HR	S	P	ERA	WHIP									
Marcelino Lopez, L ERA: 2.76 Lew Burdette, R ERA: 2.35	(1, 1)	7.0	L	25	4	3	3	8	2	0	0	0	1	1	39	47	3.86	0.857								
(8, 1)	2.0		8	2	1	1	1	0	0	0	0	0	0	0	10	10	4.50	1.000								

AB	29
R	4
H	6
RBI	4
BB	2
SO	9
LOB	7



Batter	1	2	3	4	5	6	7	8	9	AB	R	H	RBI	BB	SO	LOB	BOTTOM									
Jose Cardenal, R OBP: 0.272, SLG: 0.355 (1, 8)										4	0	0	0	0	1	2	Washington Senators @ California Angels Anaheim Stadium, Anaheim, CA Thu May 12 1966, 10:05 PM EDT Att: 10,310 - Unknown									
Ed Kirkpatrick, L OBP: 0.390, SLG: 0.387 (1, 9)										4	0	0	0	0	3	1										
Bobby Knoop, R OBP: 0.298, SLG: 0.491 (1, 4)										4	1	1	2	0	2	0										
Rick Reichardt, R OBP: 0.388, SLG: 0.573 (1, 7)										3	0	0	0	0	2	0										
Norm Siebern, L OBP: 0.400, SLG: 0.403 (1, 3)										4	0	0	0	0	1	1										
Paul Schaaf, R OBP: 0.379, SLG: 0.357 (1, 5)										4	0	1	0	0	0	0										
Tom Satriono, L OBP: 0.353, SLG: 0.438 Willie Smith, L OBP: 0.231, SLG: 0.231 Jim Fregosi, R OBP: 0.238, SLG: 0.266 (1, 2)										2	0	0	0	0	0	1										
Jackie Hernandez, R Buck Rodgers, S OBP: 0.270, SLG: 0.410 (1, 6)										1	0	0	0	1	0	1										
Marcelino Lopez, R OBP: 0.231, SLG: 0.308 Frank Malzone, R OBP: 0.333, SLG: 0.308 Lew Burdette, R (8, 1)										2	1	2	0	0	0	0										
										1	0	0	0	0	0	1										
										0	0	0	0	0	0	0										
Inning Stats	R: 0 E: 0 K: 2 S: 7	H: 0 LOB: 0 BB: 0 P: 7	R: 0 E: 0 K: 0 S: 3	H: 0 LOB: 0 BB: 0 P: 3	R: 0 E: 0 K: 0 S: 3	H: 1 LOB: 1 BB: 1 P: 7	R: 0 E: 0 K: 2 S: 7	H: 0 LOB: 0 BB: 0 P: 7	R: 0 E: 0 K: 0 S: 4	H: 0 LOB: 1 BB: 0 P: 4	R: 2 E: 0 K: 3 S: 11	H: 2 LOB: 1 BB: 0 P: 12	R: 0 E: 0 K: 0 S: 4	H: 2 LOB: 1 BB: 0 P: 4	R: 0 E: 0 K: 1 S: 5	H: 0 LOB: 0 BB: 0 P: 5	R: 0 E: 0 K: 1 S: 5	H: 0 LOB: 0 BB: 0 P: 5	1B: 3 2B: 1 3B: 0 HR: 1	SF: 0 SAC: 0 DP: 0 HBP: 1	WP: 0 PB: 0 CS: 0	PA: 33				
PITCHER	IP	WLS	BF	H	R	ER	SO	BB	IBB	HBP	BLK	WP	HR	S	P	ERA	WHIP									
Phil Ortega, R Ron Kline, R ERA: 5.92	(1, 1)	6.0	W	24	4	2	2	7	1	0	0	0	0	0	13	13	3.00	0.333								
(7, 1)	3.0	S	9	1	0	0	2	0	0	0	0	0	0	13	13	0.00	0.333									

AB	31
R	2
H	5
RBI	2
BB	1
SO	9
LOB	8



Batter	1	2	3	4	5	6	7	8	9	AB	R	H	RBI	BB	SO	LOB	TOP					
Fred Valentine, S OBP: 0.354, SLG: 0.516										4	1	2	1	0	0	0	Washington Senators @ Minnesota Twins Metropolitan Stadium, Bloomington, MI Fri May 13 1966, 8:05 PM EDT Att. 6,592 - Unknown - 43 F					
Ed Brinkman, R OBP: 0.234, SLG: 0.278										4	0	0	0	0	1	1						
Ken McMullen, R OBP: 0.313, SLG: 0.427										4	1	1	0	0	1	0						
Frank Howard, R OBP: 0.270, SLG: 0.439										4	2	2	0	0	0	0						
Don Lock, R OBP: 0.348, SLG: 0.483										4	1	1	2	0	1	1						
Ken Hamlin, R OBP: 0.280, SLG: 0.250										3	0	0	1	0	1	1						
Dick Nen, L OBP: 0.296, SLG: 0.314										4	0	0	0	0	0	2						
Paul Casanova, R OBP: 0.429, SLG: 0.632										3	0	2	1	1	0	0						
Jim Dueseth, R Dick Lines, R Bob Humphreys, R Bob Simpson, R Jim Hannan, R Mike McCormick, L Willy Richardson, L Casey Cox, R John Olerud, R										1	0	0	0	0	0	2						
Inning Stats	R: 1 E: 0 K: 2 S: 8	H: 1 LOB: 0 BB: 0 P: 8	R: 0 E: 1 K: 1 S: 7	H: 1 LOB: 2 BB: 0 P: 7	R: 0 E: 0 K: 0 S: 3	H: 1 LOB: 0 BB: 0 P: 3	R: 0 E: 0 K: 1 S: 5	H: 0 LOB: 0 BB: 1 P: 5	R: 0 E: 0 K: 0 S: 2	H: 0 LOB: 0 BB: 0 P: 6	R: 2 E: 0 K: 0 S: 6	H: 3 LOB: 1 BB: 0 P: 6	R: 0 E: 0 K: 1 S: 5	H: 0 LOB: 0 BB: 0 P: 5	R: 0 E: 0 K: 0 S: 3	H: 0 LOB: 0 BB: 0 P: 3	R: 2 E: 1 K: 0 S: 6	H: 2 LOB: 1 BB: 0 P: 6	1B: 4 2B: 3 3B: 0 HR: 1	SF: 1 SAC: 0 DP: 2 HBP: 0	WP: 0 PB: 0 SB: 0 CS: 0	PA: 36
PITCHER Jim Kaat, L ERA: 2.9	IP: 9.0 WLS: W BF: 36 H: 8 R: 5 ER: 3 SO: 5 BB: 1 IBB: 0 HBP: 0 BLK: 0 WP: 0 HR: 1 S: 45 P: 49 ERA: 3.00 WHIP: 1.000											PITCHER	IP: 9.0 WLS: W BF: 36 H: 8 R: 5 ER: 3 SO: 5 BB: 1 IBB: 0 HBP: 0 BLK: 0 WP: 0 HR: 1 S: 45 P: 49 ERA: 3.00 WHIP: 1.000									

Batter	1	2	3	4	5	6	7	8	9	AB	R	H	RBI	BB	SO	LOB	BOTTOM			
Cesar Tovar, R OBP: 0.389, SLG: 0.452										3	1	1	1	1	1	0	Washington Senators @ Minnesota Twins Metropolitan Stadium, Bloomington, MI Fri May 13 1966, 8:05 PM EDT Att. 6,592 - Unknown - 43 F			
Rich Rollins, R OBP: 0.364, SLG: 0.300										4	2	1	0	1	1	2				
Tony Oliva, L OBP: 0.463, SLG: 0.787										5	1	4	4	0	0	0				
Jimmie Hall, L OBP: 0.192, SLG: 0.188										4	0	1	1	1	1	2				
Harmon Killebrew, R OBP: 0.353, SLG: 0.373										4	0	1	0	1	1	1				
Bob Allison, R OBP: 0.184, SLG: 0.286										3	1	0	0	1	1	5				
Earl Batley, R OBP: 0.377, SLG: 0.370										3	1	1	1	1	0	0				
Jerry Zimmerman, R OBP: 0.571, SLG: 0.500										0	0	0	0	0	0	0				
Bernie Allen, L OBP: 0.308, SLG: 0.324										4	1	3	0	0	0	1				
Jim Kaat, L OBP: 0.250, SLG: 0.143										4	2	1	0	0	1	3				
Inning Stats	R: 0 E: 0 K: 2 S: 8	H: 1 LOB: 1 BB: 0 P: 8	R: 1 E: 0 K: 1 S: 5	H: 1 LOB: 1 BB: 1 P: 9	R: 3 E: 0 K: 0 S: 6	H: 3 LOB: 1 BB: 1 P: 10	R: 0 E: 0 K: 1 S: 7	H: 2 LOB: 2 BB: 0 P: 7	R: 0 E: 0 K: 0 S: 4	H: 2 LOB: 1 BB: 0 P: 4	R: 3 E: 0 K: 1 S: 7	H: 2 LOB: 3 BB: 4 P: 23	R: 2 E: 1 K: 0 S: 5	H: 2 LOB: 0 BB: 0 P: 5	R: 0 E: 0 K: 1 S: 5	H: 0 LOB: 0 BB: 0 P: 5	1B: 11 2B: 1 3B: 1 HR: 0	SF: 1 SAC: 0 DP: 2 HBP: 0	WP: 5 PB: 0 SB: 2 CS: 0	PA: 41
PITCHER Jim Duckworth, R Dick Lines, L Bob Humphreys, R Jim Hannan, R Mike McCormick, L	IP: 2.1 WLS: L BF: 11 H: 3 R: 3 ER: 3 SO: 3 BB: 2 IBB: 0 HBP: 0 BLK: 0 WP: 0 HR: 0 S: 15 P: 23 ERA: 11.57 WHIP: 2.143											PITCHER Casey Cox, R ERA: 2.74	IP: 7.1 WLS: W BF: 8 H: 2 R: 2 ER: 1 SO: 1 BB: 0 IBB: 0 HBP: 0 BLK: 0 WP: 1 HR: 0 S: 10 P: 10 ERA: 4.50 WHIP: 1.000							

Batter	1	2	3	4	5	6	7	8	9	AB	R	H	RBI	BB	SO	LOB	TOP					
Fred Valentine, S OBP: 0.365, SLG: 0.526 (1, 8)										4	2	2	0	1	0	1						
Don Blasingame, L OBP: 0.335, SLG: 0.277 (1, 4)										3	0	0	0	1	1	3						
Dick Nen, L OBP: 0.288, SLG: 0.304 (1, 3)										5	0	1	1	0	2	2						
Frank Howard, R OBP: 0.280, SLG: 0.447 (7, PR)										3	0	1	2	1	1	2						
Don Lock, R OBP: 0.346, SLG: 0.483 (7, 8)										0	0	0	0	0	0	0						
Jim King, L OBP: 0.390, SLG: 0.343 (1, 9)										3	0	0	0	1	0	2						
Ken McMullen, R OBP: 0.311, SLG: 0.419 (1, 5)										4	1	1	0	0	2	2						
Paul Casanova, R OBP: 0.490, SLG: 0.783 (1, 2)										4	1	3	1	0	0	0						
Ed Brinkman, R OBP: 0.235, SLG: 0.277 (1, 6)										4	0	1	1	0	0	2						
Pete Richert, L OBP: 0.100, SLG: 0.100 (1, 1)										3	1	1	0	0	1	2						
Ron Kline, R OBP: 0.333, SLG: 0.333 (7, 1)									1	0	0	0	0	1	0							
Inning Stats	R: 1 E: 0 K: 0 S: 3	H: 2 LOB: 0 BB: 1 P: 7	R: 0 E: 0 K: 0 S: 4	H: 1 LOB: 1 BB: 0 P: 4	R: 2 E: 0 K: 1 S: 8	H: 3 LOB: 1 BB: 0 P: 8	R: 1 E: 0 K: 2 S: 9	H: 2 LOB: 2 BB: 1 P: 13	R: 0 E: 0 K: 3 S: 9	H: 0 LOB: 1 BB: 1 P: 13	R: 1 E: 0 K: 0 S: 5	H: 2 LOB: 1 BB: 0 P: 5	R: 0 E: 0 K: 1 S: 5	H: 0 LOB: 1 BB: 1 P: 9	R: 0 E: 0 K: 1 S: 5	H: 0 LOB: 0 BB: 0 P: 5	R: 0 E: 0 K: 0 S: 3	H: 0 LOB: 0 BB: 0 P: 3	1B: 7 2B: 2 3B: 0 HR: 1	SF: 0 SAC: 1 DP: 1 HBP: 0	WP: 0 PB: 0 SB: 2 CS: 0	PA: 39
PITCHER	IP	WLS	BF	H	R	ER	SO	BB	IBB	HBP	BLK	WP	HR	S	P	ERA	WHIP					
Mudcat Grant, R ERA: 2.7	3.0	L	16	8	4	4	1	1	0	0	0	0	0	17	21	12.00	3.000					
Dave Boswell, R ERA: 3.39	4.0		17	2	1	1	6	3	0	0	0	0	1	26	38	2.25	1.250					
Al Worthington, R ERA: 2.03	2.0		6	0	0	0	1	0	0	0	0	0	0	8	8	0.00	0.000					

Washington Senators @ Minnesota Twins
Metropolitan Stadium, Bloomington, MI

AB 34
R 5
H 10
RBI 5
BB 4
SO 8
LOB 16



WP: 0 PA: 39
PB: 0
SB: 2
CS: 0

Sat May 14 1966, 4:33 AM EDT
Alt. 7,422 - Unknown - 56 F

livebaseballscorecards.com

Batter	1	2	3	4	5	6	7	8	9	AB	R	H	RBI	BB	SO	LOB	BOTTOM					
Cesar Tovar, R OBP: 0.390, SLG: 0.444 (1, 6)										5	0	2	1	0	1	0						
Rich Rollins, R OBP: 0.375, SLG: 0.333 (1, 5)										5	1	2	1	0	1	1						
Tony Oliva, L OBP: 0.453, SLG: 0.772 (1, 9)										4	0	1	1	0	1	3						
Andy Kosco, R OBP: 0.250, SLG: 0.281 (1, 8)										4	0	1	0	0	0	3						
Harmon Killebrew, R OBP: 0.348, SLG: 0.367 (1, 3)										4	0	1	0	0	1	3						
Bob Allison, R OBP: 0.190, SLG: 0.282 (1, 7)										4	1	1	0	0	1	1						
Earl Battey, R OBP: 0.360, SLG: 0.362 (1, 2)										4	1	1	0	0	0	2						
Sandy Valdespino, L OBP: 0.171, SLG: 0.235 (8, PR)										0	0	0	0	0	0	0						
Jerry Zimmerman, R OBP: 0.571, SLG: 0.500 (9, 2)										0	0	0	0	0	0	0						
Bernie Allen, L OBP: 0.317, SLG: 0.338 (1, 4)										3	1	1	1	1	1	1						
Mudcat Grant, R OBP: 0.077, SLG: 0.154 (1, 1)										1	0	0	0	0	0	0						
Dave Boswell, R OBP: 0.296, SLG: 0.286 (7, PH)										1	0	0	0	0	0	1						
Zoilo Versalles, R OBP: 0.247, SLG: 0.311 (8, 1)										1	0	0	0	0	0	2						
Al Worthington, R (8, 1)										0	0	0	0	0	0	0						
Jimmie Hall, L OBP: 0.185, SLG: 0.184 (9, PH)										1	0	0	0	0	1	0						
Inning Stats	R: 0 E: 0 K: 1 S: 5	H: 0 LOB: 0 BB: 0 P: 5	R: 0 E: 0 K: 1 S: 6	H: 1 LOB: 1 BB: 0 P: 6	R: 0 E: 0 K: 1 S: 5	H: 0 LOB: 0 BB: 0 P: 5	R: 0 E: 0 K: 1 S: 6	H: 2 LOB: 1 BB: 0 P: 6	R: 0 E: 0 K: 0 S: 3	H: 0 LOB: 1 BB: 1 P: 7	R: 0 E: 0 K: 1 S: 7	H: 2 LOB: 2 BB: 0 P: 7	R: 4 E: 1 K: 0 S: 8	H: 4 LOB: 1 BB: 0 P: 8	R: 0 E: 0 K: 0 S: 4	H: 1 LOB: 1 BB: 0 P: 4	R: 0 E: 0 K: 2 S: 7	H: 0 LOB: 0 BB: 0 P: 7	1B: 7 2B: 3 3B: 0 HR: 0	SF: 0 SAC: 0 DP: 1 HBP: 0	WP: 0 PB: 0 SB: 0 CS: 0	PA: 38
PITCHER	IP	WLS	BF	H	R	ER	SO	BB	IBB	HBP	BLK	WP	HR	S	P	ERA	WHIP					
Pete Richert, L ERA: 2.8	6.0	W	26	7	3	1	5	7	3	1	5	0	0	35	39	1.50	1.333					
Ron Kline, R ERA: 4.95	3.0	S	12	3	1	0	2	0	0	0	0	0	0	16	16	0.00	1.000					

Washington Senators @ Minnesota Twins
Metropolitan Stadium, Bloomington, MI

AB 37
R 4
H 10
RBI 4
BB 1
SO 7
LOB 17



WP: 0 PA: 38
PB: 0
SB: 0
CS: 0

Sat May 14 1966, 4:33 AM EDT
Alt. 7,422 - Unknown - 56 F

livebaseballscorecards.com

Batter	1	2	3	4	5	6	7	8	9	AB	R	H	RBI	BB	SO	LOB	TOP			
Fred Valentine, S OBP: 0.361, SLG: 0.510 (1, 8)	4-0 F7 BB SF9 BB		0-0 F5		0-0 5-3			0-0 3-1		3	1	0	0	1	0	1				
Don Blasingame, L OBP: 0.328, SLG: 0.260 (1, 4)	4-0 1-2 BB		0-0 F6		0-0 F9			0-0 4-3		3	0	0	0	1	0	1				
Dick Nen, L OBP: 0.270, SLG: 0.283 (1, 3)	0-0 F7 2-3		0-3 K						0-0 F9	4	0	0	0	0	2	3				
Frank Howard, R OBP: 0.278, SLG: 0.443 (1, 7)	0-0 SF9			0-0 F8					0-0 5-3	3	0	1	1	0	0	0				
Jim King, L OBP: 0.400, SLG: 0.324 (1, 9)	0-0 4-3			4-0 1B 2B BB					4-0 G4-6-3 1B	2	1	0	0	2	0	2				
Ken McMullen, R OBP: 0.299, SLG: 0.402 (1, 5)		0-3 K		0-0 F9					0-0 5-3	4	0	0	0	0	1	2				
Paul Casanova, R OBP: 0.500, SLG: 0.769 (1, 2)				0-0 G4-6-3 1B					0-0 1-3	3	0	2	0	0	0	0				
Ed Brinkman, R OBP: 0.238, SLG: 0.289 (1, 6)				0-0 G4-6-3					0-3 K	3	0	1	1	0	1	1				
Mike McCormick, L OBP: 0.417, SLG: 0.304 Bob Humphreys, R OBP: 0.226, SLG: 0.313 Bob Saverine, S OBP: 0.299, SLG: 0.143 Jim Hannan, R OBP: 0.299, SLG: 0.143 Willie Kirkland, L OBP: 0.299, SLG: 0.143 Casey Cox, R OBP: 0.299, SLG: 0.143 (1, 1) (4, 1) (5, Ph) (5, 1) (8, Ph) (8, 1)					0-0 4-3				0-3 K	1	0	1	0	0	0	0				
Inning Stats	R: 1 E: 0 K: 0 S: 3	H: 0 LOB: 1 BB: 2 P: 11	R: 0 E: 0 K: 1 S: 5	H: 1 LOB: 0 BB: 0 P: 5	R: 0 E: 0 K: 1 S: 6	H: 1 LOB: 2 BB: 1 P: 6	R: 1 E: 0 K: 0 S: 4	H: 2 LOB: 2 BB: 1 P: 8	R: 0 E: 0 K: 1 S: 5	H: 1 LOB: 0 BB: 0 P: 5	R: 0 E: 0 K: 1 S: 5	H: 0 LOB: 0 BB: 0 P: 5	R: 0 E: 0 K: 1 S: 5	H: 0 LOB: 0 BB: 1 P: 7	R: 0 E: 0 K: 0 S: 3	H: 0 LOB: 1 BB: 1 P: 7	1B: 4 2B: 1 3B: 0 HR: 0	SF: 1 SAC: 0 DP: 2 HBP: 0	WP: 0 PB: 0 SB: 0 CS: 0	PA: 33
PITCHER Jim Perry, R ERA: 1.77 (1, 1)	IP: 9.0 WLS: W BF: 33 H: 5 R: 2 ER: 2 SO: 5 BB: 4 IBB: 0 HBP: 0 BLK: 0 WP: 0 HR: 0 S: 39 P: 55 ERA: 2.00 WHIP: 1.000															PITCHER Jim Perry, R ERA: 1.77 (1, 1)	IP: 9.0 WLS: W BF: 33 H: 5 R: 2 ER: 2 SO: 5 BB: 4 IBB: 0 HBP: 0 BLK: 0 WP: 0 HR: 0 S: 39 P: 55 ERA: 2.00 WHIP: 1.000			

Washington Senators @ Minnesota Twins
Metropolitan Stadium, Bloomington, MI
Sun May 15 1966, 4:33 AM EDT
Att: 18,556 - Unknown - 59 F

AB 28
R 2
H 5
RBI 2
BB 4
SO 5
LOB 10



Batter	1	2	3	4	5	6	7	8	9	AB	R	H	RBI	BB	SO	LOB	BOTTOM			
Zoilo Versalles, R OBP: 0.259, SLG: 0.351 (1, 6)	4-0 G5-4-3 BB		0-0 F6	0-3 K					0-0 HR	3	1	1	1	1	1	2				
Cesar Tovar, R OBP: 0.422, SLG: 0.462 (1, 8)	0-0 G5-4-3 1-2		0-0 1B	0-0 1B					4-0 G4-6-3 1B	3	1	2	0	1	0	1				
Tony Oliva, L OBP: 0.433, SLG: 0.735 (1, 9)	0-0 4-1		0-0 L4		0-0 G4-6-3 1-2				0-0 F7	4	0	0	0	0	0	4				
Bob Allison, R OBP: 0.196, SLG: 0.349 (1, 7)		0-0 HR		0-0 F5	0-0 5-6-3				0-0 5-3 1-2	4	1	1	1	0	0	1				
Rich Rollins, R OBP: 0.400, SLG: 0.421 (1, 5)		0-0 5-3		0-0 BB 2B 1B					0-0 F7 2H 2B	4	1	2	1	0	0	0				
Harmon Killebrew, R OBP: 0.355, SLG: 0.566 Don Mincher, L OBP: 0.338, SLG: 0.352 (1, 3) (8, 3)		0-0 F3		4-0 1-2 2B BB					0-0 K 1B	3	1	1	0	1	1	1				
Earl Batley, R OBP: 0.362, SLG: 0.355 (1, 2)		0-0 4-3		0-0 F5					0-0 6-3 1-2 1B	4	0	1	0	0	0	2				
Bernie Allen, L OBP: 0.314, SLG: 0.346 (1, 4)			0-0 F8	0-0 1-2 2H 1B 2B					0-0 F7	4	1	1	2	0	0	2				
Jim Perry, S OBP: 0.500, SLG: 0.400 (1, 1)			0-0 1B	0-0 1B					0-3 K	4	0	2	1	0	1	2				
Inning Stats	R: 0 E: 0 K: 0 S: 2	H: 0 LOB: 0 BB: 1 P: 6	R: 1 E: 0 K: 0 S: 4	H: 1 LOB: 0 BB: 0 P: 4	R: 0 E: 0 K: 0 S: 5	H: 2 LOB: 2 BB: 0 P: 5	R: 3 E: 0 K: 1 S: 8	H: 3 LOB: 1 BB: 1 P: 12	R: 0 E: 0 K: 0 S: 3	H: 1 LOB: 0 BB: 0 P: 3	R: 0 E: 0 K: 1 S: 7	H: 2 LOB: 2 BB: 0 P: 7	R: 2 E: 0 K: 1 S: 7	H: 2 LOB: 1 BB: 1 P: 11	R: 0 E: 0 K: 0 S: 3	H: 0 LOB: 0 BB: 0 P: 3	1B: 7 2B: 2 3B: 0 HR: 2	SF: 0 SAC: 0 DP: 2 HBP: 0	WP: 0 PB: 0 SB: 0 CS: 0	PA: 36
PITCHER Mike McCormick, L ERA: 4.66 Bob Humphreys, R ERA: 2.54 Jim Hannan, R ERA: 6.75 Casey Cox, R ERA: 2.63 (1, 1) (4, 1) (5, 1) (8, 1)	IP: 3.2 WLS: L BF: 18 H: 6 R: 4 ER: 4 SO: 4 BB: 2 IBB: 0 HBP: 0 BLK: 0 WP: 0 HR: 1 S: 16 P: 24 ERA: 9.82 WHIP: 2.182															PITCHER Jim Perry, S ERA: 1.77 (1, 1)	IP: 9.0 WLS: W BF: 33 H: 5 R: 2 ER: 2 SO: 5 BB: 4 IBB: 0 HBP: 0 BLK: 0 WP: 0 HR: 0 S: 39 P: 55 ERA: 2.00 WHIP: 1.000			

Washington Senators @ Minnesota Twins
Metropolitan Stadium, Bloomington, MI
Sun May 15 1966, 4:33 AM EDT
Att: 18,556 - Unknown - 59 F

AB 33
R 6
H 11
RBI 6
BB 3
SO 3
LOB 15



Batter	1	2	3	4	5	6	7	8	9	AB	R	H	RBI	BB	SO	LOB	TOP					
Fred Valentine, S OBP: 0.357, SLG: 0.500 (1, 8)	5-3		FC1-6 1-2 1B		F8			4-3		4	0	1	0	0	0	0						
Don Blasingame, L OBP: 0.305, SLG: 0.241 (1, 4)	1-3-1		FC1-6 FC4 1-2 2-3			K		4-3		4	0	0	0	0	1	2						
Frank Howard, R OBP: 0.287, SLG: 0.457 (1, 7)			FC4					F8		4	0	2	0	0	0	2						
Willie Kirkland, L OBP: 0.250, SLG: 0.143 (8, 7)										0	0	0	0	0	0	0						
Jim King, L OBP: 0.388, SLG: 0.390 (1, 9)	F9									4	1	1	1	0	0	2						
Bob Chance, L OBP: 0.185, SLG: 0.333 (1, 3)		4-3								4	0	0	0	0	0	1						
Bob Saverine, S OBP: 0.238, SLG: 0.300 (1, 5)		5-3								4	0	1	0	0	0	0						
Paul Casanova, R OBP: 0.452, SLG: 0.690 (1, 2)		6-3								3	0	0	0	0	0	1						
Ed Brinkman, R OBP: 0.240, SLG: 0.290 (1, 6)			1-3							3	0	1	0	0	1	1						
Phil Ortega, R OBP: 0.154, SLG: 0.083 (1, 1)										3	0	1	0	0	1	2						
Casey Cox, R (9, 1)			FC1-6 1B							0	0	0	0	0	0	0						
Inning Stats	R: 0 E: 0 K: 0 S: 4	H: 1 LOB: 1 BB: 0 P: 4	R: 0 E: 0 K: 0 S: 3	H: 0 LOB: 0 BB: 0 P: 3	R: 0 E: 0 K: 0 S: 5	H: 2 LOB: 2 BB: 0 P: 5	R: 1 E: 0 K: 0 S: 4	H: 1 LOB: 0 BB: 0 P: 4	R: 0 E: 0 K: 1 S: 5	H: 1 LOB: 0 BB: 0 P: 5	R: 0 E: 0 K: 1 S: 6	H: 1 LOB: 1 BB: 0 P: 6	R: 0 E: 0 K: 1 S: 6	H: 1 LOB: 1 BB: 0 P: 6	R: 0 E: 0 K: 0 S: 3	H: 0 LOB: 0 BB: 0 P: 3	R: 0 E: 0 K: 0 S: 3	H: 0 LOB: 0 BB: 0 P: 3	1B: 5 2B: 1 3B: 0 HR: 1	SF: 0 SAC: 0 DP: 0 HBP: 0	WP: 0 PB: 0 SB: 0 CS: 1	PA: 33
PITCHER Camilo Pascual, R ERA: 2.52 (1, 1)	IP: 9.0 WLS: W BF: 33 H: 7 R: 1 ER: 1 SO: 3 BB: 0 IBB: 0 HBP: 0 BLK: 0 WP: 0 HR: 1 S: 39 P: 39 ERA: 1.00 WHIP: 0.778															PITCHER IP: WLS: BF: H: R: ER: SO: BB: IBB: HBP: BLK: WP: HR: S: P: ERA: WHIP:						

Washington Senators @ Minnesota Twins
 Metropolitan Stadium, Bloomington, MI
 Mon May 16 1966, 4:33 AM EDT
 Att. 5,266 - Unknown - 70 F


AB 33
 R 1
 H 7
 RBI 1
 BB 0
 SO 3
 LOB 11



Batter	1	2	3	4	5	6	7	8	9	AB	R	H	RBI	BB	SO	LOB	BOTTOM					
Zoilo Versalles, R OBP: 0.256, SLG: 0.366 (1, 6)	F9		SF8 3B		F8					5	1	1	0	0	0	6						
Cesar Tovar, R OBP: 0.400, SLG: 0.429 (1, 8)	K		SF8							3	0	0	2	1	2	0						
Tony Oliva, L OBP: 0.436, SLG: 0.736 (1, 9)	F4		F8							4	0	2	0	0	0	0						
Bob Allison, R OBP: 0.200, SLG: 0.326 (1, 7)		5-3			F8					3	0	0	0	1	0	1						
Rich Rollins, R OBP: 0.375, SLG: 0.391 (1, 5)			CS 1B		6-3					4	0	1	0	0	0	3						
Harmon Killebrew, R OBP: 0.361, SLG: 0.365 (1, 3)										3	0	1	0	1	0	0						
Andy Kosco, R OBP: 0.250, SLG: 0.281 (9, PR)			BB 1-2 BB		F9					0	0	0	0	0	0	0						
Earl Battey, R OBP: 0.351, SLG: 0.344 (1, 2)										2	0	0	0	1	0	0						
Sandy Valdespino, L OBP: 0.167, SLG: 0.229 (9, PH)			BB 1-2 BB		F6					1	0	0	0	0	0	1						
Bernie Allen, L OBP: 0.333, SLG: 0.378 (1, 4)										4	1	3	0	0	0	2						
Camilo Pascual, R OBP: 0.211, SLG: 0.211 (1, 1)										2	0	0	0	1	0	0						
Don Mincher, L OBP: 0.348, SLG: 0.352 (9, PH)										1	0	0	0	0	0	1						
Inning Stats	R: 0 E: 0 K: 1 S: 5	H: 0 LOB: 0 BB: 0 P: 5	R: 0 E: 0 K: 0 S: 3	H: 1 LOB: 2 BB: 2 P: 11	R: 1 E: 0 K: 0 S: 4	H: 1 LOB: 0 BB: 0 P: 4	R: 0 E: 0 K: 0 S: 3	H: 0 LOB: 0 BB: 0 P: 3	R: 0 E: 0 K: 0 S: 4	H: 1 LOB: 1 BB: 0 P: 4	R: 0 E: 0 K: 1 S: 5	H: 1 LOB: 2 BB: 1 P: 9	R: 0 E: 1 K: 0 S: 5	H: 1 LOB: 2 BB: 0 P: 5	R: 0 E: 0 K: 0 S: 4	H: 1 LOB: 1 BB: 0 P: 4	R: 0 E: 0 K: 0 S: 4	H: 2 LOB: 3 BB: 2 P: 12	1B: 5 2B: 2 3B: 1 HR: 0	SF: 1 SAC: 0 DP: 1 HBP: 0	WP: 0 PB: 0 SB: 0 CS: 1	PA: 38
PITCHER Phil Ortega, R ERA: 2.11 (1, 1)	IP: 8.1 WLS: L BF: 35 H: 8 R: 2 ER: 2 SO: 2 BB: 3 IBB: 0 HBP: 0 BLK: 0 WP: 0 HR: 0 S: 36 P: 48 ERA: 2.16 WHIP: 1.320															PITCHER IP: WLS: BF: H: R: ER: SO: BB: IBB: HBP: BLK: WP: HR: S: P: ERA: WHIP:						

Washington Senators @ Minnesota Twins
 Metropolitan Stadium, Bloomington, MI
 Mon May 16 1966, 4:33 AM EDT
 Att. 5,266 - Unknown - 70 F

AB 32
 R 2
 H 8
 RBI 2
 BB 5
 SO 2
 LOB 15



Batter	1	2	3	4	5	6	7	8	9	AB	R	H	RBI	BB	SO	LOB	TOP																	
Fred Valentine, S OBP: 0.368, SLG: 0.509										4	2	2	0	1	0	3	Washington Senators @ Cleveland Indians Cleveland Municipal Stadium, Cleveland, OH Tue May 17 1966, 7:05 PM EDT Att: 5,977 - Unknown																	
Bob Saverine, S OBP: 0.200, SLG: 0.261 Bob Humphreys, R										3	0	0	1	0	1	2																		
Dick Lines, R Doug Camilli, R OBP: 0.229, SLG: 0.212										0	0	0	0	0	0	0																		
Don Lock, R OBP: 0.362, SLG: 0.475 Jim King, L OBP: 0.380, SLG: 0.381										1	0	0	0	2	1	0																		
Frank Howard, R OBP: 0.286, SLG: 0.442										3	0	0	0	1	1	2																		
Ken McMullen, R OBP: 0.306, SLG: 0.410										3	0	1	1	1	0	2																		
Paul Casanova, R OBP: 0.400, SLG: 0.606										4	0	0	0	0	3	3																		
Ken Hamlin, R OBP: 0.283, SLG: 0.255 Willie Kirkland, L OBP: 0.280, SLG: 0.143										3	0	1	0	0	1	0																		
Ed Brinkman, R OBP: 0.231, SLG: 0.279										4	0	0	0	0	2	3																		
Diego Segui, R Dick Nen, L OBP: 0.277, SLG: 0.279										1	0	0	0	1	1	0																		
Inning Stats	R: 1 E: 0 K: 2 S: 9	H: 2 LOB: 2 BB: 1 P: 13	R: 0 E: 0 K: 1 S: 5	H: 0 LOB: 1 BB: 1 P: 9	R: 0 E: 0 K: 2 S: 7	H: 1 LOB: 2 BB: 1 P: 9	R: 1 E: 1 K: 1 S: 6	H: 1 LOB: 2 BB: 2 P: 14	R: 0 E: 0 K: 3 S: 9	H: 0 LOB: 0 BB: 0 P: 9	R: 0 E: 0 K: 0 S: 3	H: 0 LOB: 0 BB: 0 P: 7	R: 0 E: 0 K: 0 S: 3	H: 0 LOB: 0 BB: 0 P: 3	R: 0 E: 0 K: 0 S: 3	H: 0 LOB: 2 BB: 2 P: 11	1B: 2 2B: 2 3B: 0 HR: 0	SF: 1 SAC: 0 DP: 1 HBP: 0	WP: 0 PB: 0 SB: 0 CS: 0	PA: 38														
PITCHER	IP WLS BF H R ER SO BB IBB HBP BLK WP HR S P ERA WHIP																PITCHER	IP WLS BF H R ER SO BB IBB HBP BLK WP HR S P ERA WHIP																
Sam McDowell, L ERA: 1.52	4.2	22	4	2	1	7	5	0	0	0	0	0	0	0	0	1	51	1.93	1.929															
Don McMahon, R ERA:	0.1	1	0	0	0	0	0	0	0	0	0	0	0	0	1	1	28	0.00	0.000															
Tom Kelley, R ERA: 2.89	3.1	W	13	0	0	3	3	0	0	0	0	0	0	0	16	28	0.00	0.900																
Bob Allen, L ERA: 1.54	0.2	S	2	0	0	0	0	0	0	0	0	0	0	2	2	2	0.00	0.000																
Batter	1	2	3	4	5	6	7	8	9	AB	R	H	RBI	BB	SO	LOB	BOTTOM																	
Dick Howser, R OBP: 0.375, SLG: 0.350										3	1	3	0	1	0	0	Washington Senators @ Cleveland Indians Cleveland Municipal Stadium, Cleveland, OH Tue May 17 1966, 7:05 PM EDT Att: 5,977 - Unknown																	
Chuck Hinton, R OBP: 0.338, SLG: 0.259										4	0	0	0	0	2	5																		
Leon Wagner, L OBP: 0.306, SLG: 0.328 Chico Salmon, R										3	0	1	0	1	0	2																		
Fred Whitfield, L OBP: 0.256, SLG: 0.386										4	1	1	1	0	0	3																		
Max Alvis, R OBP: 0.373, SLG: 0.381										3	1	1	2	1	1	2																		
Vic Davallilo, L OBP: 0.243, SLG: 0.298										4	0	0	0	0	2																			
Pedro Gonzalez, R OBP: 0.250, SLG: 0.269										2	0	0	0	2	0	0																		
Del Crandall, R OBP: 0.357, SLG: 0.417 Duke Sims, L OBP: 0.348, SLG: 0.610										1	0	0	0	0	0	0																		
Sam McDowell, L OBP: 0.263, SLG: 0.263 Don McMahon, R										0	0	0	0	0	0	0																		
Jim Landis, R OBP: 0.500, SLG: 0.500 Tom Kelley, R Bob Allen, L										1	0	0	0	0	1	1																		
Inning Stats	R: 0 E: 0 K: 0 S: 3	H: 1 LOB: 0 BB: 0 P: 3	R: 0 E: 0 K: 1 S: 5	H: 0 LOB: 0 BB: 0 P: 5	R: 0 E: 0 K: 1 S: 5	H: 1 LOB: 2 BB: 1 P: 8	R: 0 E: 0 K: 2 S: 7	H: 0 LOB: 1 BB: 1 P: 11	R: 3 E: 0 K: 1 S: 8	H: 3 LOB: 0 BB: 0 P: 8	R: 0 E: 0 K: 2 S: 8	H: 1 LOB: 2 BB: 1 P: 12	R: 0 E: 0 K: 0 S: 4	H: 1 LOB: 3 BB: 2 P: 12	1B: 3 2B: 3 3B: 0 HR: 1	SF: 0 SAC: 0 DP: 1 HBP: 0	WP: 1 PB: 0 SB: 0 CS: 0	PA: 35																
PITCHER	IP WLS BF H R ER SO BB IBB HBP BLK WP HR S P ERA WHIP																PITCHER	IP WLS BF H R ER SO BB IBB HBP BLK WP HR S P ERA WHIP																
Diego Segui, R ERA: 6.23	6.0	L	24	5	3	3	5	2	0	0	0	0	0	0	0	0	40	4.50	1.167															
Bob Humphreys, R ERA: 2.43	1.0	6	2	0	0	2	1	0	0	0	0	0	0	9	13	0.00	3.000																	
Dick Lines, L ERA: 3.09	1.0	5	0	0	0	0	0	2	0	0	0	0	0	3	11	0.00	0.000																	

Batter	1	2	3	4	5	6	7	8	9	AB	R	H	RBI	BB	SO	LOB	TOP					
Fred Valentine, S OBP: 0.352, SLG: 0.487 (1, 8)	G3		K		4-3	3-1			F4	5	0	0	0	0	1	2	Washington Senators @ Cleveland Indians Cleveland Municipal Stadium, Cleveland, OH Wed May 18, 1966, 7:05 PM EDT Att: 4,960 - Unknown livebaseballscorecards.com					
Don Blasingame, L OBP: 0.305, SLG: 0.241 (1, 4)	F4				F7				F7	4	0	1	0	0	0	0						
Frank Howard, R OBP: 0.294, SLG: 0.444 Don Lock, R OBP: 0.362, SLG: 0.475 (7, PR) (7, 8)			F5		F5				CS 1B	4	0	2	0	0	0	1						
Jim King, L OBP: 0.370, SLG: 0.370 (1, 9)	K				F6				F5	4	1	1	0	0	1	2						
Dick Nen, L OBP: 0.275, SLG: 0.277 (1, 3)			F7		K				F7	4	1	1	0	0	1	0						
Bob Saverine, S OBP: 0.276, SLG: 0.370 (1, 5)									K	4	1	3	1	0	1	0						
Paul Casanova, R OBP: 0.385, SLG: 0.622 (1, 2)										4	1	1	2	0	0	2						
Ed Brinkman, R OBP: 0.232, SLG: 0.271 (1, 6)									F3	3	0	0	0	1	0	2						
Pete Richert, L OBP: 0.125, SLG: 0.125 Casey Cox, R (9, 1)			6-3		K				F7	4	0	1	1	0	1	0						
Inning Stats	R: 0 E: 0 K: 1 S: 6	H: 1 LOB: 1 BB: 0 P: 6	R: 0 E: 0 K: 0 S: 4	H: 1 LOB: 1 BB: 0 P: 4	R: 0 E: 0 K: 1 S: 6	H: 1 LOB: 1 BB: 0 P: 6	R: 1 E: 0 K: 1 S: 7	H: 2 LOB: 1 BB: 0 P: 7	R: 0 E: 0 K: 1 S: 5	H: 0 LOB: 0 BB: 0 P: 5	R: 3 E: 1 K: 0 S: 7	H: 4 LOB: 2 BB: 1 P: 11	R: 0 E: 0 K: 1 S: 3	H: 1 LOB: 1 BB: 0 P: 3	R: 0 E: 0 K: 1 S: 5	H: 0 LOB: 0 BB: 0 P: 5		R: 0 E: 0 K: 0 S: 3	H: 0 LOB: 0 BB: 0 P: 3	1B: 8 2B: 1 3B: 1 HR: 0	SF: 0 SAC: 0 DP: 0 HBP: 0	WP: 0 PB: 0 SB: 0 CS: 1
PITCHER	IP	WLS	BF	H	R	ER	SO	BB	IBB	HBP	BLK	WP	HR	S	P	ERA	WHIP					
Sonny Siebert, R ERA: 2.53 (1, 1)	5.2	L	25	8	4	4	4	0	0	0	0	0	0	33	33	6.35	1.412					
Steve Hargan, R ERA: 2.39 (6, 1)	2.1		9	2	0	0	1	0	1	0	0	0	0	10	14	0.00	0.857					
Don McMahon, R ERA: (9, 1)	1.0		3	0	0	0	0	0	0	0	0	0	0	3	3	0.00	0.000					

Batter	1	2	3	4	5	6	7	8	9	AB	R	H	RBI	BB	SO	LOB	BOTTOM					
Dick Howser, R OBP: 0.365, SLG: 0.364 (1, 6)	F7		F8		F6					4	0	1	0	0	0	1	Washington Senators @ Cleveland Indians Cleveland Municipal Stadium, Cleveland, OH Wed May 18, 1966, 7:05 PM EDT Att: 4,960 - Unknown livebaseballscorecards.com					
Chuck Hinton, R OBP: 0.318, SLG: 0.241 Don McMahon, R (9, 1)	F7		K						K	4	0	0	0	0	3	1						
Leon Wagner, L OBP: 0.303, SLG: 0.324 (1, 7)	4-3								F9	4	0	1	0	0	0	0						
Fred Whitfield, L OBP: 0.267, SLG: 0.384 (1, 3)										3	1	1	0	1	1	1						
Max Alvis, R OBP: 0.360, SLG: 0.366 (1, 5)									E5 HR	4	1	0	0	0	1	3						
Vic Davallo, L OBP: 0.246, SLG: 0.299 Jim Landis, R OBP: 0.480, SLG: 0.474 (9, PH)									K	3	0	1	0	0	0	1						
Pedro Gonzalez, R OBP: 0.243, SLG: 0.280 Rocky Colavito, R OBP: 0.300, SLG: 0.378 (9, PH)										1	0	0	0	0	1	2						
Joe Azcue, R OBP: 0.478, SLG: 0.400 Duke Sims, L OBP: 0.340, SLG: 0.595 (9, PH)										3	0	1	0	0	0	2						
Sonny Siebert, R OBP: 0.250, SLG: 0.200 Steve Hargan, R Chico Salmon, R (9, 9)										2	0	0	0	0	0	1						
Inning Stats	R: 0 E: 0 K: 0 S: 3	H: 0 LOB: 0 BB: 0 P: 3	R: 0 E: 0 K: 0 S: 4	H: 1 LOB: 2 BB: 1 P: 8	R: 0 E: 0 K: 1 S: 5	H: 0 LOB: 0 BB: 0 P: 5	R: 0 E: 0 K: 1 S: 6	H: 1 LOB: 1 BB: 0 P: 6	R: 0 E: 0 K: 1 S: 4	H: 1 LOB: 1 BB: 0 P: 4	R: 0 E: 0 K: 1 S: 5	H: 0 LOB: 0 BB: 0 P: 5	R: 0 E: 0 K: 1 S: 5	H: 0 LOB: 0 BB: 0 P: 5	R: 0 E: 0 K: 1 S: 6	H: 1 LOB: 1 BB: 0 P: 6		R: 3 E: 1 K: 1 S: 8	H: 2 LOB: 2 BB: 0 P: 8	1B: 4 2B: 1 3B: 0 HR: 1	SF: 0 SAC: 0 DP: 0 HBP: 0	WP: 0 PB: 0 SB: 0 CS: 0
PITCHER	IP	WLS	BF	H	R	ER	SO	BB	IBB	HBP	BLK	WP	HR	S	P	ERA	WHIP					
Pete Richert, L ERA: 2.42 Casey Cox, R ERA: 2.55 (9, 1)	8.2	S	1	0	0	0	0	0	0	0	0	0	0	1	1	0.00	0.000					

Batter	1	2	3	4	5	6	7	8	9	AB	R	H	RBI	BB	SO	LOB	TOP																	
Paul Schaal, R (1.5) OBP: 0.396, SLG: 0.423										4	0	2	0	0	0	2																		
Jim Fregosi, R (1.6) OBP: 0.283, SLG: 0.273										3	0	1	1	0	1	1																		
Rick Reichardt, R (1.7) OBP: 0.390, SLG: 0.588										4	0	0	0	0	1	2																		
Joe Adcock, R (1.3) OBP: 0.404, SLG: 0.675 Lew Burdette, R (8.1)										4	0	0	0	0	1	2																		
Bobby Knoop, R (1.4) OBP: 0.304, SLG: 0.496										3	1	1	0	1	1	0																		
Ed Kirkpatrick, L (1.9) OBP: 0.353, SLG: 0.352										4	0	0	0	0	0	2																		
Buck Rodgers, S (1.2) OBP: 0.286, SLG: 0.394										3	1	1	0	1	0	1																		
Jose Cardenal, R (1.8) OBP: 0.275, SLG: 0.375										4	0	2	1	0	0	2																		
Dean Chance, R (1.1) OBP: 0.045, SLG: 0.045 Ed Sukia, R (7.1) Dick Egan, L (7.1) Norm Siebern, L (8. PH) OBP: 0.398, SLG: 0.410										2	0	0	0	0	2	2																		
Inning Stats	R: 0 E: 0 K: 1 S: 5	H: 1 LOB: 0 BB: 0 P: 5	R: 0 E: 0 K: 1 S: 5	H: 0 LOB: 0 BB: 0 P: 5	R: 0 E: 0 K: 1 S: 6	H: 1 LOB: 1 BB: 0 P: 6	R: 0 E: 0 K: 1 S: 5	H: 0 LOB: 0 BB: 0 P: 5	R: 2 E: 0 K: 1 S: 6	H: 2 LOB: 1 BB: 1 P: 10	R: 0 E: 0 K: 0 S: 4	H: 1 LOB: 1 BB: 0 P: 4	R: 0 E: 0 K: 0 S: 5	H: 2 LOB: 1 BB: 1 P: 5	R: 0 E: 0 K: 0 S: 3	H: 0 LOB: 1 BB: 1 P: 7	1B: 6 2B: 3 3B: 0 HR: 0	SF: 0 SAC: 1 DP: 1 HBP: 0	WP: 1 PB: 0 SB: 1 CS: 2	PA: 35														
PITCHER	IP WLS BF H R ER SO BB IBB HBP BLK WP HR S P ERA WHIP																																	
Diego Segui, R (1.1) ERA: 5.21	6.0		22	5	2	2	6	1	0	0	0	0	1	0	33	37	3.00	1.000																
Bob Humphreys, R (7.1) ERA: 2.35	1.0	W	4	1	0	0	0	0	0	0	0	0	0	0	4	4	0.00	1.000																
Casey Cox, R (8.1) ERA: 2.7	2.0	S	9	2	1	1	0	1	0	0	0	0	0	0	8	12	4.50	1.500																

California Angels @ Washington Senators
D.C. Stadium, Washington, DC
Sat May 21 1966, 3:33 AM EDT
Att: 4,133 - Unknown

AB 32
R 3
H 8
RBI 2
BB 2
SO 6
LOB 14

Batter	1	2	3	4	5	6	7	8	9	AB	R	H	RBI	BB	SO	LOB	BOTTOM																	
Fred Valentine, S (1.8) OBP: 0.390, SLG: 0.524										4	2	3	3	0	1	0																		
Bob Saverine, S (1.4) OBP: 0.286, SLG: 0.342										4	0	1	0	0	0	1																		
Jim King, L (1.9) OBP: 0.355, SLG: 0.370										4	1	0	1	0	0	1																		
Frank Howard, R (1.7) OBP: 0.328, SLG: 0.455 Don Lock, R (8. PR) OBP: 0.368, SLG: 0.462										4	0	3	0	0	0	0																		
Dick Nen, L (1.3) OBP: 0.288, SLG: 0.311										3	0	0	0	1	0	3																		
Ken McMullen, R (1.5) OBP: 0.305, SLG: 0.396										3	1	1	0	0	2	1																		
Paul Casanova, R (1.2) OBP: 0.340, SLG: 0.574										2	0	0	0	1	1	2																		
Ed Brinkman, R (1.6) OBP: 0.228, SLG: 0.288										3	0	0	0	0	1	2																		
Diego Segui, R (1.1) Bob Chance, L (6. PH) OBP: 0.179, SLG: 0.321 Bob Humphreys, R (7.1) Willie Kirkland, L (7. PH) OBP: 0.296, SLG: 0.136 Casey Cox, R (8.1)										1	0	0	0	0	1	0																		
Inning Stats	R: 0 E: 0 K: 0 S: 3	H: 1 LOB: 0 BB: 0 P: 3	R: 0 E: 0 K: 2 S: 7	H: 0 LOB: 1 BB: 1 P: 11	R: 0 E: 0 K: 3 S: 9	H: 0 LOB: 0 BB: 0 P: 9	R: 0 E: 0 K: 0 S: 4	H: 1 LOB: 1 BB: 0 P: 4	R: 0 E: 0 K: 1 S: 4	H: 0 LOB: 0 BB: 1 P: 8	R: 2 E: 1 K: 0 S: 6	H: 3 LOB: 1 BB: 0 P: 6	R: 3 E: 1 K: 0 S: 5	H: 2 LOB: 0 BB: 1 P: 9	R: 0 E: 0 K: 0 S: 3	H: 1 LOB: 1 BB: 0 P: 3	1B: 7 2B: 0 3B: 0 HR: 1	SF: 0 SAC: 0 DP: 2 HBP: 0	WP: 0 PB: 0 SB: 0 CS: 1	PA: 32														
PITCHER	IP WLS BF H R ER SO BB IBB HBP BLK WP HR S P ERA WHIP																																	
Dean Chance, R (1.1) ERA: 2.74	6.0		23	5	2	2	6	2	0	0	0	0	0	0	33	41	3.00	1.167																
Ed Sukia, R (7.1) ERA: 6.75	0.2	L	4	1	2	2	0	1	0	0	0	0	0	0	3	7	27.00	3.000																
Dick Egan, L (7.1) ERA: 4.38	0.1		2	1	1	1	0	0	0	0	0	0	0	1	2	2	27.00	3.000																
Lew Burdette, R (8.1) ERA: 3.1	1.0		3	1	0	0	0	0	0	0	0	0	0	0	3	3	0.00	1.000																

California Angels @ Washington Senators
D.C. Stadium, Washington, DC
Sat May 21 1966, 3:33 AM EDT
Att: 4,133 - Unknown

AB 29
R 5
H 8
RBI 4
BB 3
SO 6
LOB 10


Batter	1	2	3	4	5	6	7	8	9	AB	R	H	RBI	BB	SO	LOB	TOP			
Paul Schaaf, R OBP: 0.396, SLG: 0.417 (1, 5)	F9 1B BB	K			F7		FC4-6 1B		5-3	4	0	1	0	1	1	2	California Angels @ Washington Senators D.C. Stadium, Washington, DC Sun May 22 1966, 3:33 AM EDT Unknown livebaseballscorecards.com			
Bobby Knoop, R OBP: 0.294, SLG: 0.479 (1, 4)	K		5-3		K		FC4-6 1-2		F9	5	0	0	0	0	2	2				
Rick Reichardt, R OBP: 0.400, SLG: 0.618 (1, 7)							L7			4	1	3	1	0	0	1				
Joe Adcock, R OBP: 0.392, SLG: 0.705 (1, 3)	F9 2-3		F7		6-3			HR		4	1	1	1	0	0	3				
Jose Cardenal, R OBP: 0.274, SLG: 0.364 (1, 8)	P4		K			F7		HR		3	0	0	0	1	1	3				
Jim Fregosi, R OBP: 0.296, SLG: 0.276 (1, 6)								BB		2	0	1	0	2	1	1				
Jackie Warner, R OBP: 0.310, SLG: 0.487 (1, 9)		FC6-4 1B 1-2		K			K		K	4	0	0	0	0	3	4				
Buck Rodgers, S OBP: 0.296, SLG: 0.389 (1, 2)					F2		F8		F7	4	0	1	0	0	0	3				
Fred Newman, R OBP: 0.275, SLG: 0.286 (4, 1) George Brunet, L OBP: 0.200, SLG: 0.800 (6, 1) Lew Burdette, R OBP: 0.345, SLG: 0.345 (7, 1) Ed Sukla, R OBP: 0.304, SLG: 0.405 (9, 1)					K				K	2	0	0	0	0	2	3	AB 34 R 2 H 7 RBI 2 BB 4 SO 11 LOB 22			
Inning Stats	R: 0 E: 0 K: 1 S: 6	H: 1 LOB: 2 BB: 1 P: 10	R: 0 E: 0 K: 2 S: 8	H: 1 LOB: 1 BB: 1 P: 12	R: 0 E: 0 K: 1 S: 6	H: 1 LOB: 1 BB: 0 P: 6	R: 0 E: 0 K: 2 S: 7	H: 0 LOB: 1 BB: 1 P: 11	R: 1 E: 0 K: 1 S: 6	H: 1 LOB: 0 BB: 0 P: 6	R: 0 E: 0 K: 0 S: 4	H: 1 LOB: 1 BB: 0 P: 4	R: 1 E: 0 K: 2 S: 8	H: 1 LOB: 1 BB: 1 P: 12	R: 0 E: 0 K: 1 S: 5	H: 0 LOB: 0 BB: 0 P: 5		1B: 5 2B: 0 3B: 0 HR: 2	SF: 0 SAC: 0 DP: 0 HBP: 0	WP: 0 PB: 0 SB: 0 CS: 0
PITCHER	IP WLS BF H R ER SO BB IBB HBP BLK WP HR S P ERA WHIP																			
Pete Richert, L ERA: 2.37 Ron Kline, R ERA: 3.97	(1, 1) (6, 1)	5.0 W 22 4 1 1 7 3 0 0 0 0 1 33 45 1.80 1.400																		

Batter	1	2	3	4	5	6	7	8	9	AB	R	H	RBI	BB	SO	LOB	BOTTOM			
Fred Valentine, S OBP: 0.393, SLG: 0.528 (1, 8) (7, 7)	1-3	SH FC5-2 1B						F9		3	0	1	1	0	0	0	California Angels @ Washington Senators D.C. Stadium, Washington, DC Sun May 22 1966, 3:33 AM EDT Unknown livebaseballscorecards.com			
Bob Saverine, S OBP: 0.298, SLG: 0.381 (1, 4)	5-3	FC5-2 1B								4	2	1	0	1	0	5				
Jim King, L OBP: 0.388, SLG: 0.386 (1, 9)										3	0	2	2	2	0	1				
Frank Howard, R OBP: 0.341, SLG: 0.460 Don Lock, R OBP: 0.398, SLG: 0.462 (1, 7) (7, 8)										3	0	2	2	1	0	2				
Dick Nen, L OBP: 0.286, SLG: 0.299 (1, 3)										0	0	0	0	0	0	0				
Dick Nen, L OBP: 0.286, SLG: 0.299 (1, 3)										3	0	0	0	1	0	6				
Ken McMullen, R OBP: 0.311, SLG: 0.400 (1, 5)										4	0	2	0	0	1	3				
Paul Casanova, R OBP: 0.333, SLG: 0.549 (1, 2)										4	1	1	0	0	2	1				
Ed Brinkman, R OBP: 0.228, SLG: 0.287 (1, 6)										4	0	1	0	0	1	0				
Pete Richert, L OBP: 0.154, SLG: 0.154 Ron Kline, R OBP: 0.400, SLG: 0.250 (1, 1) (6, 1)										2	2	1	1	0	0	1	AB 31 R 6 H 11 RBI 6 BB 6 SO 5 LOB 19			
Inning Stats	R: 0 E: 0 K: 0 S: 3	H: 0 LOB: 3 BB: 3 P: 15	R: 3 E: 1 K: 0 S: 8	H: 4 LOB: 2 BB: 0 P: 8	R: 0 E: 0 K: 2 S: 7	H: 0 LOB: 0 BB: 0 P: 7	R: 2 E: 0 K: 0 S: 6	H: 5 LOB: 1 BB: 0 P: 6	R: 0 E: 0 K: 0 S: 3	H: 1 LOB: 0 BB: 0 P: 3	R: 1 E: 0 K: 0 S: 3	H: 0 LOB: 2 BB: 2 P: 12	R: 0 E: 0 K: 2 S: 7	H: 1 LOB: 0 BB: 0 P: 7	R: 0 E: 0 K: 1 S: 5	H: 0 LOB: 1 BB: 1 P: 9		1B: 9 2B: 1 3B: 1 HR: 0	SF: 0 SAC: 1 DP: 2 HBP: 1	WP: 0 PB: 0 SB: 1 CS: 0
PITCHER	IP WLS BF H R ER SO BB IBB HBP BLK WP HR S P ERA WHIP																			
Fred Newman, R ERA: 5.68 George Brunet, L ERA: 5.25 Lew Burdette, R ERA: 3.0 Ed Sukla, R ERA: 5.94	(1, 1) (4, 1) (6, 1) (7, 1)	3.1 L 21 8 5 2 1 0 2 0 0 0 0 0 6 15 4.50 2.000																		

Batter	1	2	3	4	5	6	7	8	9	AB	R	H	RBI	BB	SO	LOB	TOP			
Jim Piersall, R OBP: 0.292, SLG: 0.318 (1, 8)	4-0 WP HBP SF9 BB		0-0 FC1-6 S 1-2		0-0 2B			0-0 L3		3	1	1	1	1	0	1				
Bobby Knoop, R OBP: 0.293, SLG: 0.480 (1, 4)	0-3 K		0-3 K		0-3 K			0-0 2B		4	0	1	0	0	3	3				
Rick Reichardt, R OBP: 0.396, SLG: 0.603 (1, 7)	1-0 WP HBP		0-3 K		0-3 K			0-3 K		3	0	0	0	0	3	3				
Willie Smith, L OBP: 0.226, SLG: 0.207 Jackie Warner, R OBP: 0.310, SLG: 0.487 (8, 9)	0-0 SF9 1-2 2H			0-0 P6				0-0 PB 1B		3	0	1	1	0	0	1				
Norm Siebern, L OBP: 0.378, SLG: 0.386 (1, 3)	0-3 K			0-0 F8				0-3 K		4	0	0	0	0	2	2				
Jim Fregosi, R OBP: 0.295, SLG: 0.283 (1, 6)		0-0 1-3		0-0 2B				0-0 L1-3-5-6 2-3		4	0	1	0	0	0	1				
Frank Malzone, R OBP: 0.300, SLG: 0.278 (1, 5)		0-0 5-3		0-0 P5				0-0 P4		4	0	0	0	0	0	1				
Tom Satriano, L OBP: 0.348, SLG: 0.350 (1, 2)		0-3 K			4-0 SH1-4 2B BB			0-0 F7		2	1	0	0	1	1	0				
Jim McGlothlin, R OBP: 0.182, SLG: 0.300 Bob Lee, R (9, 1)			4-0 FC1-6 BB		0-0 SH1-4			0-0 6-3		1	0	0	0	1	0	0				
Inning Stats	R: 1 E: 0 K: 2 S: 7	H: 0 LOB: 1 BB: 1 P: 12	R: 0 E: 0 K: 1 S: 5	H: 0 LOB: 0 BB: 0 P: 5	R: 0 E: 0 K: 2 S: 7	H: 0 LOB: 1 BB: 1 P: 11	R: 0 E: 0 K: 0 S: 4	H: 1 LOB: 1 BB: 0 P: 4	R: 1 E: 0 K: 2 S: 8	H: 1 LOB: 1 BB: 1 P: 12	R: 0 E: 0 K: 0 S: 3	H: 0 LOB: 0 BB: 0 P: 3	R: 0 E: 0 K: 1 S: 6	H: 1 LOB: 1 BB: 0 P: 6	R: 0 E: 0 K: 0 S: 3	H: 0 LOB: 0 BB: 0 P: 3	1B: 1 2B: 4 3B: 0 HR: 0	SF: 1 SAC: 1 DP: 1 HBP: 1	WP: 1 PB: 1 CS: 1 CS: 0	PA: 34
PITCHER	IP WLS BF H R ER SO BB IBB HBP BLK WP HR S P ERA WHIP	IP WLS BF H R ER SO BB IBB HBP BLK WP HR S P ERA WHIP	IP WLS BF H R ER SO BB IBB HBP BLK WP HR S P ERA WHIP	IP WLS BF H R ER SO BB IBB HBP BLK WP HR S P ERA WHIP	IP WLS BF H R ER SO BB IBB HBP BLK WP HR S P ERA WHIP	IP WLS BF H R ER SO BB IBB HBP BLK WP HR S P ERA WHIP	IP WLS BF H R ER SO BB IBB HBP BLK WP HR S P ERA WHIP	IP WLS BF H R ER SO BB IBB HBP BLK WP HR S P ERA WHIP	IP WLS BF H R ER SO BB IBB HBP BLK WP HR S P ERA WHIP	IP WLS BF H R ER SO BB IBB HBP BLK WP HR S P ERA WHIP	IP WLS BF H R ER SO BB IBB HBP BLK WP HR S P ERA WHIP	IP WLS BF H R ER SO BB IBB HBP BLK WP HR S P ERA WHIP	IP WLS BF H R ER SO BB IBB HBP BLK WP HR S P ERA WHIP	IP WLS BF H R ER SO BB IBB HBP BLK WP HR S P ERA WHIP	IP WLS BF H R ER SO BB IBB HBP BLK WP HR S P ERA WHIP	IP WLS BF H R ER SO BB IBB HBP BLK WP HR S P ERA WHIP	IP WLS BF H R ER SO BB IBB HBP BLK WP HR S P ERA WHIP			
Jim Hannan, R ERA: 5.54 Dick Lines, L ERA: 2.63 Casey Cox, R ERA: 2.51 (1, 1) (6, 1) (8, 1)	5.0 L 21 2 2 2 7 3 0 1 0 1 0 31 44 3.60 1.000	2.0 6 1 0 0 1 0 0 0 0 0 0 8 8 0.00 0.500	2.0 7 1 0 0 1 0 0 0 0 0 0 9 9 0.00 0.500																	

California Angels @ Washington Senators
D.C. Stadium, Washington, DC
Sun May 22 1966, 3:38 AM EDT
Att: 15,404 - Unknown


AB 28
R 2
H 4
RBI 2
BB 3
SO 9
LOB 12



Batter	1	2	3	4	5	6	7	8	9	AB	R	H	RBI	BB	SO	LOB	BOTTOM					
Fred Valentine, S OBP: 0.393, SLG: 0.530 (1, 9)	0-0 3-1		0-3 K		0-3 K			0-0 FC1-5 1B	0-0 2B	5	0	2	1	0	2	1						
Bob Saverine, S OBP: 0.294, SLG: 0.370 (1, 4) (9, 7)	0-0 4-3			0-0 P4				0-0 FC6-4 FC1-5 1B		4	0	1	0	0	0	0						
Don Lock, R OBP: 0.363, SLG: 0.449 (1, 8)	0-0 1B			0-0 6-3				0-0 FC1-5 FC6-4		4	0	1	0	0	1	2						
Frank Howard, R OBP: 0.346, SLG: 0.462 Ken Hamlin, R OBP: 0.273, SLG: 0.245 (8, PR) (9, 4)	0-3 K			0-0 E5 1B				0-0 FC6-4		4	0	2	0	0	1	3						
Dick Nen, L OBP: 0.284, SLG: 0.296 (1, 3)		0-0 E8		0-0 2-3 1B				0-0 L8		4	0	1	0	0	0	3						
Ken McMullen, R OBP: 0.302, SLG: 0.386 (1, 5)		0-0 F9		0-0 P5				0-0 F8		4	0	0	0	0	0	2						
Jim French, L OBP: 0.353, SLG: 0.214 (1, 2)		0-3 K			0-3 K			0-0 F9		4	0	0	0	0	2	0						
Ed Brinkman, R OBP: 0.237, SLG: 0.288 (1, 6)			0-0 F8		4-0 WP BB			0-0 E6		3	1	1	0	1	0	0						
Jim Hannan, R Bob Chance, L Dick Lines, R Willie Kirkland, L Casey Cox, R Jim King, L (1, 1) (5, PR) (8, 1) (7, PR) (8, 1) (9, PR)			0-0 P1		0-3 K			0-0 F7		1	0	0	0	0	0	0						
Inning Stats	R: 0 E: 0 K: 1 S: 6	H: 1 LOB: 1 BB: 0 P: 6	R: 0 E: 1 K: 1 S: 5	H: 0 LOB: 0 BB: 0 P: 5	R: 0 E: 0 K: 1 S: 5	H: 0 LOB: 0 BB: 0 P: 5	R: 0 E: 1 K: 0 S: 5	H: 2 LOB: 2 BB: 0 P: 5	R: 0 E: 0 K: 3 S: 9	H: 0 LOB: 1 BB: 1 P: 13	R: 0 E: 0 K: 1 S: 6	H: 1 LOB: 1 BB: 0 P: 6	R: 0 E: 1 K: 0 S: 4	H: 0 LOB: 1 BB: 0 P: 4	R: 0 E: 0 K: 0 S: 5	H: 2 LOB: 2 BB: 0 P: 5	R: 1 E: 0 K: 0 S: 5	H: 3 LOB: 2 BB: 0 P: 5	1B: 8 2B: 1 3B: 0 HR: 0	SF: 0 SAC: 0 DP: 0 HBP: 0	WP: 1 PB: 0 CS: 0 CS: 0	PA: 37
PITCHER	IP WLS BF H R ER SO BB IBB HBP BLK WP HR S P ERA WHIP	IP WLS BF H R ER SO BB IBB HBP BLK WP HR S P ERA WHIP	IP WLS BF H R ER SO BB IBB HBP BLK WP HR S P ERA WHIP	IP WLS BF H R ER SO BB IBB HBP BLK WP HR S P ERA WHIP	IP WLS BF H R ER SO BB IBB HBP BLK WP HR S P ERA WHIP	IP WLS BF H R ER SO BB IBB HBP BLK WP HR S P ERA WHIP	IP WLS BF H R ER SO BB IBB HBP BLK WP HR S P ERA WHIP	IP WLS BF H R ER SO BB IBB HBP BLK WP HR S P ERA WHIP	IP WLS BF H R ER SO BB IBB HBP BLK WP HR S P ERA WHIP	IP WLS BF H R ER SO BB IBB HBP BLK WP HR S P ERA WHIP	IP WLS BF H R ER SO BB IBB HBP BLK WP HR S P ERA WHIP	IP WLS BF H R ER SO BB IBB HBP BLK WP HR S P ERA WHIP	IP WLS BF H R ER SO BB IBB HBP BLK WP HR S P ERA WHIP	IP WLS BF H R ER SO BB IBB HBP BLK WP HR S P ERA WHIP	IP WLS BF H R ER SO BB IBB HBP BLK WP HR S P ERA WHIP	IP WLS BF H R ER SO BB IBB HBP BLK WP HR S P ERA WHIP	IP WLS BF H R ER SO BB IBB HBP BLK WP HR S P ERA WHIP					
Jim McGlothlin, R ERA: 3.22 Bob Lee, R ERA: 2.0 (1, 1) (9, 1)	8.2 W 36 8 1 1 7 1 0 0 0 0 0 1 1 1.04 1.038	0.1 S 1 1 0 0 0 0 0 0 0 0 0 1 1 0.00 3.000																				

California Angels @ Washington Senators
D.C. Stadium, Washington, DC
Sun May 22 1966, 3:38 AM EDT
Att: 15,404 - Unknown

AB 36
R 1
H 9
RBI 1
BB 1
SO 7
LOB 13



Batter	1	2	3	4	5	6	7	8	9	10	11	12	AB	R	H	RBI	BB	SO	LOB	TOP					
Joe Nosek, R OBP: 0.214, SLG: 0.308 (1,8)	F8	6-3			6-3			F8		F7			5	0	0	0	0	0	2						
Ken Harrelson, R OBP: 0.252, SLG: 0.209 (1,3)	F7			FC6-4 1B	K			F7			P4		5	0	1	0	0	1	0						
Mike Harshberger, R OBP: 0.316, SLG: 0.373 (1,9)	1B	2B		FC6-4 1B				5-3			5-3		5	1	1	0	0	0	1						
Ed Charles, R OBP: 0.259, SLG: 0.325 (1,5)	2B	1B		K				6-3		K			5	1	1	0	0	2	1						
Dick Green, R OBP: 0.246, SLG: 0.297 (1,4)	2B				6-3			K		5-3			4	0	1	2	1	1	0						
Ossie Chavarria, R OBP: 0.269, SLG: 0.234 (1,7)	F9				F7			F9		F7			5	0	0	0	0	0	2						
Wayne Causey, L OBP: 0.313, SLG: 0.259 (10, PR)		4-3						6-3					4	0	2	0	0	0	0						
Ron Stone, L OBP: 0.222, SLG: 0.222 (10, PR)													0	0	0	0	0	0	0						
Larry Stahl, L OBP: 0.224, SLG: 0.359 (10, 7)				1B						SH1-4 1B			1	1	1	0	0	0	0						
Phil Roof, R OBP: 0.250, SLG: 0.875 (1,2)	BLK	3B			P6			E5		SH1-4			4	2	2	2	0	0	1						
Catfish Hunter, R OBP: 0.192, SLG: 0.240 (1,1)													3	0	0	0	0	0	2						
Ken Suarez, R OBP: 0.333, SLG: 0.222 (10, PH)		P4						4-3					1	0	0	0	0	1	2						
Jack Aker, R (10, 1)					6-3					K			1	0	0	0	0	0	0						
Inning Stats	R: 2 E: 0 K: 0 S: 6	H: 3 LOB: 1 BB: 0 P: 6	R: 1 E: 0 K: 0 S: 4	H: 1 LOB: 0 BB: 0 P: 4	R: 0 E: 0 K: 1 S: 5	H: 1 LOB: 1 BB: 0 P: 5	R: 0 E: 0 K: 0 S: 4	H: 1 LOB: 1 BB: 0 P: 4	R: 0 E: 0 K: 1 S: 5	H: 0 LOB: 0 BB: 0 P: 5	R: 0 E: 1 K: 0 S: 4	H: 0 LOB: 1 BB: 0 P: 4	R: 0 E: 0 K: 0 S: 3	H: 0 LOB: 0 BB: 0 P: 5	R: 0 E: 0 K: 1 S: 6	H: 1 LOB: 2 BB: 0 P: 6	R: 0 E: 0 K: 0 S: 3	H: 0 LOB: 0 BB: 0 P: 3	R: 2 E: 0 K: 0 S: 4	H: 2 LOB: 0 BB: 1 P: 8	1B: 6 2B: 2 3B: 1 HR: 1	SF: 0 SAC: 1 DP: 1 HBP: 0	WP: 1 PB: 0 SB: 0 CS: 2	PA: 45	
PITCHER	IP WLS BF H R ER SO BB IBB HBP BLK WP HR S P ERA WHIP	IP WLS BF H R ER SO BB IBB HBP BLK WP HR S P ERA WHIP	PITCHER												IP WLS BF H R ER SO BB IBB HBP BLK WP HR S P ERA WHIP										
Mike McCormick, L ERA: 3.75 Casey Cox, R ERA: 2.93	10.0 2.0	37 L	8 8	2 2	2 2	0 0	1 1	0 0	0 0	0 0	1 1	7 7	11 11	9.00 2.70	1.500 0.700										

Kansas City Athletics @ Washington Senators
D.C. Stadium, Washington, DC
Mon May 23 1966, 7:05 PM EDT
Att. 3,898 - Unknown

AB	43
R	5
H	9
RBI	4
BB	1
SO	5
LOB	11



Batter	1	2	3	4	5	6	7	8	9	10	11	12	AB	R	H	RBI	BB	SO	LOB	BOTTOM				
Fred Valentine, S OBP: 0.387, SLG: 0.515 (1,8)	K			L8				F8		L6			4	0	0	0	1	1	0					
Bob Saverine, S OBP: 0.286, SLG: 0.353 (1,4)	P4			HR	4-3			4-3		F8			5	1	1	0	0	0	2					
Jim King, L OBP: 0.384, SLG: 0.429 (1,9)	F2			F3				F9			L3		5	1	1	1	0	0	1					
Frank Howard, R OBP: 0.343, SLG: 0.479 (9, PR)		F3		HR						E6 BB			4	1	1	2	0	0	0					
Don Lock, R OBP: 0.358, SLG: 0.443 (10, 8)				HR						E5 CS			1	0	0	0	0	0	0					
Dick Nen, L OBP: 0.280, SLG: 0.286 (1,3)	4-3							F3			K		3	0	0	0	2	1	1					
Ken McMullen, R OBP: 0.280, SLG: 0.370 (1,5)	F2				F7			P3					5	0	0	0	0	0	3					
Paul Casanova, R OBP: 0.305, SLG: 0.500 (1,2)								F8		F8			5	0	0	0	0	0	2					
Ed Brinkman, R OBP: 0.237, SLG: 0.281 (1,6)								F5																
Don Blasingame, L OBP: 0.296, SLG: 0.226 (12, PH)				F9				K		K			3	0	0	0	1	2	2					
Mike McCormick, L ERA: 3.09 Willie Kirkland, L OBP: 0.276, SLG: 0.125 Casey Cox, R ERA: 1.4				K				FC4-6 BB		K			1	0	0	0	0	0	0					
								G3					3	0	0	0	0	1	1					
										F9			0	0	0	0	0	0	0					
Inning Stats	R: 0 E: 0 K: 1 S: 5	H: 0 LOB: 0 BB: 0 P: 3	R: 0 E: 0 K: 0 S: 3	H: 0 LOB: 0 BB: 0 P: 3	R: 0 E: 0 K: 1 S: 5	H: 0 LOB: 0 BB: 0 P: 5	R: 2 E: 0 K: 0 S: 5	H: 2 LOB: 1 BB: 1 P: 9	R: 0 E: 0 K: 0 S: 3	H: 0 LOB: 2 BB: 2 P: 11	R: 1 E: 0 K: 0 S: 4	H: 1 LOB: 0 BB: 0 P: 4	R: 0 E: 0 K: 1 S: 5	H: 0 LOB: 0 BB: 0 P: 5	R: 0 E: 0 K: 0 S: 3	H: 0 LOB: 2 BB: 1 P: 3	R: 0 E: 0 K: 1 S: 5	H: 0 LOB: 1 BB: 0 P: 5	R: 0 E: 0 K: 0 S: 3	H: 0 LOB: 0 BB: 0 P: 3	1B: 1 2B: 1 3B: 0 HR: 2	SF: 0 SAC: 0 DP: 1 HBP: 0	WP: 0 PB: 0 SB: 0 CS: 1	PA: 44
PITCHER	IP WLS BF H R ER SO BB IBB HBP BLK WP HR S P ERA WHIP	IP WLS BF H R ER SO BB IBB HBP BLK WP HR S P ERA WHIP	PITCHER												IP WLS BF H R ER SO BB IBB HBP BLK WP HR S P ERA WHIP									
Catfish Hunter, R ERA: 3.09 Jack Aker, R ERA: 1.4	9.0 3.0	35 W	9 9	3 0	3 0	3 0	4 1	0 0	0 0	0 0	0 0	0 0	2 11	39 11	55 11	3.00 0.00	0.778 0.000							

Kansas City Athletics @ Washington Senators
D.C. Stadium, Washington, DC
Mon May 23 1966, 7:05 PM EDT
Att. 3,898 - Unknown

AB	40
R	3
H	3
RBI	3
BB	4
SO	5
LOB	12




Batter	1	2	3	4	5	6	7	8	9	AB	R	H	RBI	BB	SO	LOB	TOP																			
Wayne Causey, L OBP: 0.298, SLG: 0.237 (1, 6)	L3		F7		F9			K		4	0	0	0	0	1	1	Kansas City Athletics @ Washington Senators D.C. Stadium, Washington, DC Tue May 24 1966, 7:05 PM EDT Att: 3,606 - Unknown																			
Ken Harrelson, R OBP: 0.287, SLG: 0.254 Ken Suarez, R OBP: 0.333, SLG: 0.222 (1, 3)	BB		2B			HR		5-3		3	1	2	1	1	0	0																				
Mike Hershberger, R OBP: 0.303, SLG: 0.358 (1, 9)	F9		F9			F8		F9		4	0	0	0	0	0	2																				
Larry Stahl, L OBP: 0.225, SLG: 0.353 (1, 7)	P3			4-3		3-1		SH1-3 1B		4	0	1	0	0	0	1																				
Ed Charles, R OBP: 0.250, SLG: 0.313 (1, 5)		6-3		P3		6-3		SH1-3 1-2		3	0	0	0	0	0	0																				
Dick Green, R OBP: 0.246, SLG: 0.289 (1, 4)		K		K			P4		IBB	3	0	0	0	1	2	0																				
Joe Nossek, R OBP: 0.278, SLG: 0.412 (1, 8)		2B			F7		1B	F8		4	0	2	0	0	0	2																				
Phil Roof, R OBP: 0.182, SLG: 0.636 John Wyatt, R (7, 1)	K				K		K			3	0	0	0	0	3	2																				
Chuck Dobson, R OBP: 0.143, SLG: 0.143 Billy Bryan, L OBP: 0.206, SLG: 0.193 (8, 3)			K					4-3		2	0	1	0	0	1	0																				
Inning Stats	R: 0 E: 0 K: 0 S: 3	H: 0 LOB: 1 BB: 1 P: 7	R: 0 E: 0 K: 2 S: 8	H: 1 LOB: 1 BB: 0 P: 8	R: 0 E: 0 K: 1 S: 6	H: 1 LOB: 0 BB: 0 P: 6	R: 0 E: 0 K: 1 S: 5	H: 0 LOB: 0 BB: 0 P: 5	R: 1 E: 0 K: 0 S: 4	H: 1 LOB: 0 BB: 0 P: 4	R: 0 E: 0 K: 1 S: 5	H: 1 LOB: 0 BB: 0 P: 5	R: 0 E: 0 K: 1 S: 5	H: 0 LOB: 0 BB: 1 P: 5	R: 0 E: 0 K: 0 S: 4	H: 1 LOB: 2 BB: 1 P: 8	1B: 3 2B: 2 3B: 0 HR: 1	SF: 0 SAC: 1 DP: 0 HBP: 0	WP: 0 PB: 0 CS: 0	PA: 34																
PITCHER	IP	WLS	BF	H	R	ER	SO	BB	IBB	HBP	BLK	WP	HR	S	P	ERA	WHIP	PITCHER		IP	WLS	BF	H	R	ER	SO	BB	IBB	HBP	BLK	WP	HR	S	P	ERA	WHIP
Phil Ortega, R ERA: 2.56 Ron Kline, R ERA: 3.65	(1, 1)	7.0	26	5	1	1	6	1	0	0	0	0	1	37	41	1.29	0.857			(8, 1)	2.0	W	8	1	0	0	1	0	1	0	0	0	9	13	0.00	0.500

Batter	1	2	3	4	5	6	7	8	9	AB	R	H	RBI	BB	SO	LOB	BOTTOM																			
Fred Valentine, S OBP: 0.383, SLG: 0.504 (1, 8)	FC4-6 BB		1-3		4-3		4-3			3	0	0	0	1	0	3	Kansas City Athletics @ Washington Senators D.C. Stadium, Washington, DC Tue May 24 1966, 7:05 PM EDT Att: 3,606 - Unknown																			
Bob Saverine, S OBP: 0.287, SLG: 0.327 (1, 4)	FC4-6 G4-6-3 1-2		K		F7		4-3			4	0	0	0	0	1	2																				
Jim King, L OBP: 0.364, SLG: 0.403 (1, 9)	G4-6-3 1-2		K			P6		4-3		4	0	0	0	0	1	1																				
Frank Howard, R OBP: 0.333, SLG: 0.464 (1, 7)		5-3		1-3		F8		F7		4	0	0	0	0	0	0																				
Dick Nen, L OBP: 0.289, SLG: 0.276 (1, 3)		K		G3		K		HR BB		3	1	0	0	1	2	0																				
Ken McMullen, R OBP: 0.296, SLG: 0.374 (1, 5)		1B HBP 1B		FC6-4 1B		P4		K		4	0	2	0	0	1	1																				
Paul Casanova, R OBP: 0.306, SLG: 0.483 Willie Kirkland, L OBP: 0.267, SLG: 0.120 (9, PH)		1B HBP		FC6-4 1-2		6-3		K		2	0	0	0	0	0	1																				
Ed Brinkman, R OBP: 0.254, SLG: 0.292 Don Lock, R OBP: 0.366, SLG: 0.493 (9, PH)		1B HBP 1B		4-3 SH1-4 BB		4-3 BB 1B		HR		2	0	2	0	1	0	0																				
Phil Ortega, R OBP: 0.176, SLG: 0.067 Bob Chance, L OBP: 0.200, SLG: 0.310 Don Blasingame, L OBP: 0.296, SLG: 0.226 Ron Kline, R OBP: 0.400, SLG: 0.250 (8, 1)		4-3				1-2 BB		BB		1	0	0	0	0	0	3																				
Inning Stats	R: 0 E: 0 K: 0 S: 2	H: 0 LOB: 0 BB: 1 P: 6	R: 0 E: 0 K: 1 S: 7	H: 2 LOB: 3 BB: 0 P: 8	R: 0 E: 0 K: 2 S: 7	H: 0 LOB: 0 BB: 0 P: 7	R: 0 E: 0 K: 0 S: 4	H: 1 LOB: 1 BB: 0 P: 4	R: 0 E: 0 K: 0 S: 3	H: 0 LOB: 1 BB: 1 P: 7	R: 0 E: 0 K: 1 S: 5	H: 0 LOB: 0 BB: 0 P: 5	R: 0 E: 0 K: 0 S: 4	H: 1 LOB: 2 BB: 1 P: 8	R: 0 E: 0 K: 0 S: 3	H: 0 LOB: 0 BB: 0 P: 3	R: 2 E: 0 K: 2 S: 7	H: 1 LOB: 0 BB: 1 P: 11	1B: 4 2B: 0 3B: 0 HR: 1	SF: 0 SAC: 1 DP: 1 HBP: 1	WP: 0 PB: 0 CS: 0	PA: 35														
PITCHER	IP	WLS	BF	H	R	ER	SO	BB	IBB	HBP	BLK	WP	HR	S	P	ERA	WHIP	PITCHER		IP	WLS	BF	H	R	ER	SO	BB	IBB	HBP	BLK	WP	HR	S	P	ERA	WHIP
Chuck Dobson, R ERA: 3.56 John Wyatt, R ERA: 3.66	(1, 1)	6.2	27	4	0	0	4	3	0	1	0	0	1	31	44	0.00	1.050			(7, 1)	2.0	L	8	1	2	2	2	1	0	0	0	1	11	15	9.00	1.000

Batter	1	2	3	4	5	6	7	8	9	AB	R	H	RBI	BB	SO	LOB	TOP					
Wayne Causey, L (1, 6) OBP: 0.284, SLG: 0.228	L7			P4		SF7		6-3		3	0	0	1	0	0	0	Kansas City Athletics @ Washington Senators D.C. Stadium, Washington, DC Wed May 25 1966, 7:05 PM EDT Att: 3,117 - Unknown					
Ken Harrelson, R (1, 3) OBP: 0.274, SLG: 0.270	6-3			6-3		FC6-5 1-H 2B		1B		4	0	2	1	0	0	0						
Mike Hershberger, R (1, 9) OBP: 0.293, SLG: 0.345	K			L8		FC6-5 FC3-6 2-3		L7		4	0	0	0	0	1	2						
Billy Bryan, L (1, 2) OBP: 0.194, SLG: 0.180		K			K	FC3-6 1-2		K		4	0	0	0	0	3	2						
Larry Stahl, L (1, 7) OBP: 0.227, SLG: 0.347		4-3			F7			K		4	0	1	0	0	1	0						
Dick Green, R (1, 4) OBP: 0.248, SLG: 0.290		5-3			4-3			1B		3	0	1	0	0	0	0						
Ed Charles, R (1, 5) OBP: 0.281, SLG: 0.357				2-3		HR		1B		4	1	2	1	0	0	1						
Joe Nossek, R (1, 8) OBP: 0.364, SLG: 0.450				CS 1B		SH SF7 1B		K		3	1	2	0	1	1	2						
Fred Talbot, R (1, 1) Jim Dickson, L (6, 1) Ossie Chavarría, R (7, PH) Lew Krausse, R (7, 1) Paul Lindblad, L (7, 1) Jack Aker, R (8, 1)				L9 1-2		SH 2B 1-3		K		1	1	0	0	0	0	1						
Inning Stats	R: 0 E: 0 K: 1 S: 5	H: 0 LOB: 0 BB: 0 P: 5	R: 0 E: 0 K: 1 S: 5	H: 0 LOB: 0 BB: 0 P: 5	R: 0 E: 0 K: 0 S: 3	H: 1 LOB: 0 BB: 0 P: 3	R: 0 E: 0 K: 0 S: 3	H: 0 LOB: 0 BB: 0 P: 3	R: 0 E: 0 K: 1 S: 5	H: 0 LOB: 0 BB: 0 P: 5	R: 3 E: 1 K: 0 S: 7	H: 3 LOB: 1 BB: 0 P: 7	R: 0 E: 0 K: 3 S: 11	H: 2 LOB: 2 BB: 0 P: 11	R: 0 E: 0 K: 1 S: 6	H: 1 LOB: 1 BB: 0 P: 6	R: 0 E: 1 K: 1 S: 6	H: 1 LOB: 2 BB: 1 P: 10	1B: 6 2B: 1 3B: 0 HR: 1	SF: 1 SAC: 2 DP: 0 HBP: 0	WP: 0 PB: 0 SB: 1 CS: 1	PA: 36
PITCHER	IP	WLS	BF	H	R	ER	SO	BB	IBB	HBP	BLK	WP	HR	S	P	ERA	WHIP					
Diego Seguí, R (1, 1) ERA: 4.81	5.1	L	20	4	3	2	3	0	0	0	0	0	1	26	26	3.38	0.750					
Dick Lines, L (6, 1) ERA: 2.35	1.2		7	2	0	0	3	0	0	0	0	0	0	13	13	0.00	1.200					
Bob Humphreys, R (8, 1) ERA: 2.08	2.0		9	2	0	0	2	0	1	0	0	0	0	12	16	0.00	1.000					

Batter	1	2	3	4	5	6	7	8	9	AB	R	H	RBI	BB	SO	LOB	BOTTOM					
Fred Valentine, S (1, 9) OBP: 0.373, SLG: 0.490	4-3			F8		F8		K		4	0	0	0	0	1	3	Kansas City Athletics @ Washington Senators D.C. Stadium, Washington, DC Wed May 25 1966, 7:05 PM EDT Att: 3,117 - Unknown					
Bob Humphreys, R (8, 1)										0	0	0	0	0	0	0						
Bob Saverine, S (1, 4) OBP: 0.281, SLG: 0.356	F8			FC6-4 BB SF8 1B		WP 2B		K		4	1	2	0	0	1	0						
Don Lock, R (1, 8) OBP: 0.360, SLG: 0.473	K			FC6-4 1-2 BB		6-3		5-3		3	0	0	0	1	1	1						
Frank Howard, R (1, 7) OBP: 0.331, SLG: 0.453		5-3		FC6-4 1-2 2-3		6-3		F3		3	0	0	0	1	0	2						
Bob Chance, L (1, 3) OBP: 0.176, SLG: 0.281		K		SF8		P4		K		3	0	0	1	0	2	2						
Ken McMullen, R (1, 5) OBP: 0.288, SLG: 0.362		3-1		L7		E6 1-6-3 BB		K		4	0	0	0	0	1	1						
Paul Casanova, R (1, 2) OBP: 0.297, SLG: 0.467				F5		6-3		4-3		2	0	0	0	0	0	0						
Willie Kirkland, L (7, PH) OBP: 0.258, SLG: 0.115										1	0	0	0	0	1	1						
Don Blasingame, L (8, 4) OBP: 0.292, SLG: 0.222										1	0	0	0	0	0	0						
Ed Brinkman, R (1, 6) OBP: 0.250, SLG: 0.288				P3		F9		1-6-3 BB		2	0	0	0	0	0	0						
Dick Nen, L (7, PH) OBP: 0.296, SLG: 0.276										0	0	0	0	1	0	0						
Doug Camilli, R (8, 2) OBP: 0.229, SLG: 0.212										0	0	0	0	0	0	0						
Diego Seguí, R (1, 1) OBP: 0.300, SLG: 0.250						4-3		1-6-3		2	0	1	0	0	0	0						
Dick Lines, R (6, 1)										0	0	0	0	0	0	0						
Jim King, L (7, PH) OBP: 0.359, SLG: 0.397										1	0	0	0	0	0	2						
Inning Stats	R: 0 E: 0 K: 1 S: 5	H: 0 LOB: 0 BB: 0 P: 5	R: 0 E: 0 K: 1 S: 5	H: 0 LOB: 0 BB: 0 P: 5	R: 0 E: 0 K: 0 S: 4	H: 1 LOB: 1 BB: 0 P: 4	R: 1 E: 0 K: 0 S: 4	H: 1 LOB: 1 BB: 1 P: 8	R: 0 E: 0 K: 0 S: 3	H: 0 LOB: 0 BB: 0 P: 3	R: 0 E: 0 K: 0 S: 4	H: 1 LOB: 2 BB: 1 P: 8	R: 0 E: 1 K: 2 S: 8	H: 0 LOB: 2 BB: 1 P: 12	R: 0 E: 0 K: 1 S: 5	H: 0 LOB: 0 BB: 0 P: 5	R: 0 E: 0 K: 2 S: 7	H: 0 LOB: 0 BB: 0 P: 7	1B: 2 2B: 1 3B: 0 HR: 0	SF: 1 SAC: 0 DP: 0 HBP: 0	WP: 1 PB: 0 SB: 0 CS: 0	PA: 34
PITCHER	IP	WLS	BF	H	R	ER	SO	BB	IBB	HBP	BLK	WP	HR	S	P	ERA	WHIP					
Fred Talbot, R (1, 1) ERA: 5.12	5.2		22	3	1	1	2	2	0	0	0	0	0	24	32	1.59	0.882					
Jim Dickson, R (6, 1) ERA: 9.0	0.1		1	0	0	0	0	0	0	0	0	0	0	1	1	0.00	0.000					
Lew Krausse, R (7, 1) ERA: 3.24	0.1		3	0	0	0	1	1	0	0	0	0	0	4	8	0.00	3.000					
Paul Lindblad, L (7, 1) ERA: 5.93	0.2		2	0	0	0	1	0	0	0	0	0	0	4	4	0.00	0.000					
Jack Aker, R (8, 1) ERA: 1.27	2.0	S	6	0	0	0	3	0	0	0	0	0	0	12	12	0.00	0.000					



Batter	1	2	3	4	5	6	7	8	9	AB	R	H	RBI	BB	SO	LOB	TOP					
Rico Petrocelli, R OBP: 0.299, SLG: 0.434 (1, 6)										3	1	0	0	1	1	2						
Joe Foy, R OBP: 0.375, SLG: 0.379 (1, 5)										3	0	1	0	1	0	0						
Carl Yastrzemski, L OBP: 0.394, SLG: 0.533 (1, 7)										4	1	0	1	0	0	2						
George Scott, R OBP: 0.354, SLG: 0.603 (1, 3)										4	1	2	2	0	0	1						
Tony Conigliaro, R OBP: 0.259, SLG: 0.375 (1, 9)										4	0	0	0	0	1	1						
George Thomas, R OBP: 0.277, SLG: 0.225 (1, 8)										4	1	1	1	0	1	0						
Mike Ryan, R OBP: 0.225, SLG: 0.273 (1, 2)										4	0	0	0	0	2	1						
George Smith, R OBP: 0.256, SLG: 0.275 (1, 4)										4	0	2	0	0	1	1						
Bob Sadowski, R (1, 1)										1	0	0	0	0	1	0						
Joe Christopher, R (5, PH)										0	0	0	0	1	0	0						
Dick Stigman, R OBP: 0.100, SLG: 0.100 (5, PH)										0	0	0	0	0	0	0						
Bob Tillman, R OBP: 0.297, SLG: 0.294 (7, PH)										1	0	0	0	0	1	1						
Ken Sanders, R (7, 1)										0	0	0	0	0	0	0						
Inning Stats	R: 1 E: 0 K: 0 S: 3	H: 1 LOB: 0 BB: 1 P: 7	R: 0 E: 0 K: 3 S: 9	H: 0 LOB: 0 BB: 0 P: 9	R: 0 E: 0 K: 1 S: 5	H: 1 LOB: 0 BB: 0 P: 5	R: 0 E: 0 K: 0 S: 4	H: 1 LOB: 1 BB: 1 P: 4	R: 0 E: 1 K: 3 S: 10	H: 0 LOB: 2 BB: 1 P: 14	R: 0 E: 0 K: 0 S: 3	H: 0 LOB: 0 BB: 0 P: 3	R: 1 E: 0 K: 1 S: 7	H: 2 LOB: 1 BB: 0 P: 7	R: 2 E: 0 K: 0 S: 4	H: 1 LOB: 0 BB: 1 P: 8	R: 0 E: 0 K: 0 S: 3	H: 0 LOB: 0 BB: 0 P: 3	1B: 2 2B: 3 3B: 0 HR: 2	SF: 0 SAC: 0 DP: 1 HBP: 0	WP: 1 PB: 0 SB: 0 CS: 0	PA: 35
PITCHER	IP	WLS	BF	H	R	ER	SO	BB	IBB	HBP	BLK	WP	HR	S	P	ERA	WHIP					
Pete Richert, L ERA: 2.38	(1, 1)	7.1	28	5	2	2	8	2	0	0	0	1	1	42	50	2.46	0.955					
Casey Cox, R ERA: 3.23	(8, 1)	0.0	1	0	0	0	0	1	0	0	0	0	0	0	4	∞	∞					
Dick Lines, L ERA: 2.3	(8, 1)	0.1	1	0	0	0	0	0	0	0	0	0	0	1	1	0.00	0.000					
Ron Kline, R ERA: 3.81	(8, 1)	1.1	W	5	1	2	2	0	0	0	0	0	1	5	5	13.50	0.750					

Boston Red Sox @ Washington Senators
D.C. Stadium, Washington, DC
Fri May 27 1966, 7:05 PM EDT
Att: 8,167 - Unknown

livebaseballscorecards.com

AB 32
R 4
H 6
RBI 4
BB 3
SO 8
LOB 9

Batter	1	2	3	4	5	6	7	8	9	AB	R	H	RBI	BB	SO	LOB	BOTTOM					
Fred Valentine, S OBP: 0.370, SLG: 0.490 (1, 8)										4	1	1	0	0	0	1						
Bob Saverine, S OBP: 0.294, SLG: 0.365 (1, 4)										4	2	2	1	0	0	1						
Jim King, L OBP: 0.373, SLG: 0.408 (1, 9)										3	0	1	0	2	0	2						
Frank Howard, R OBP: 0.324, SLG: 0.443 (1, 7)										3	0	0	0	0	0	3						
Don Lock, R OBP: 0.364, SLG: 0.474 (6, 8)										2	0	1	1	0	1	2						
Dick Nen, L OBP: 0.294, SLG: 0.267 (1, 3)										3	0	0	1	1	1	4						
Ken McMullen, R OBP: 0.287, SLG: 0.354 (1, 5)										3	1	0	0	1	2	3						
Paul Casanova, R OBP: 0.294, SLG: 0.444 (1, 2)										3	0	0	0	0	1	4						
Bob Chance, L OBP: 0.171, SLG: 0.273 (6, PH)										1	0	0	0	0	0	0						
Doug Camilli, R OBP: 0.229, SLG: 0.212 (9, 2)										0	0	0	0	0	0	0						
Ed Brinkman, R OBP: 0.257, SLG: 0.294 (1, 6)										4	0	2	1	0	0	0						
Pete Richert, L OBP: 0.138, SLG: 0.138 (1, 1)										3	0	0	0	0	1	3						
Casey Cox, R (8, 1)										0	0	0	0	0	0	0						
Dick Lines, R (8, 1)										0	0	0	0	0	0	0						
Ron Kline, R OBP: 0.400, SLG: 0.250 (8, 1)										0	0	0	0	0	0	0						
Willie Kirkland, L OBP: 0.287, SLG: 0.148 (9, PH)										1	1	1	0	0	0	0						
Inning Stats	R: 0 E: 1 K: 0 S: 4	H: 0 LOB: 1 BB: 0 P: 4	R: 1 E: 0 K: 0 S: 3	H: 1 LOB: 2 BB: 2 P: 11	R: 2 E: 2 K: 1 S: 9	H: 2 LOB: 2 BB: 0 P: 9	R: 0 E: 0 K: 1 S: 6	H: 1 LOB: 1 BB: 0 P: 6	R: 0 E: 0 K: 2 S: 8	H: 1 LOB: 1 BB: 0 P: 8	R: 0 E: 0 K: 1 S: 5	H: 0 LOB: 0 BB: 0 P: 5	R: 0 E: 1 K: 1 S: 6	H: 0 LOB: 2 BB: 1 P: 10	R: 0 E: 0 K: 0 S: 3	H: 0 LOB: 0 BB: 0 P: 3	R: 2 E: 1 K: 0 S: 4	H: 3 LOB: 2 BB: 1 P: 8	1B: 6 2B: 2 3B: 0 HR: 0	SF: 0 SAC: 2 DP: 0 HBP: 0	WP: 0 PB: 0 SB: 0 CS: 0	PA: 40
PITCHER	IP	WLS	BF	H	R	ER	SO	BB	IBB	HBP	BLK	WP	HR	S	P	ERA	WHIP					
Bob Sadowski, R ERA: 6.75	(1, 1)	4.0	20	4	3	2	2	2	0	0	0	0	0	22	30	4.50	1.500					
Dick Stigman, L ERA: 4.19	(5, 1)	2.0	7	1	0	0	3	0	0	0	0	0	0	13	13	0.00	0.500					
Ken Sanders, R ERA: 2.88	(7, 1)	2.1	L	13	3	2	2	1	1	1	0	0	0	13	21	7.71	1.714					

Boston Red Sox @ Washington Senators
D.C. Stadium, Washington, DC
Fri May 27 1966, 7:05 PM EDT
Att: 8,167 - Unknown


livebaseballscorecards.com

AB 34
R 5
H 8
RBI 4
BB 4
SO 6
LOB 23

Batter	1	2	3	4	5	6	7	8	9	AB	R	H	RBI	BB	SO	LOB	TOP		
Rico Petrocelli, R OBP: 0.304, SLG: 0.436 George Smith, R OBP: 0.253, SLG: 0.272	0-3 K	0-0 3-1 1B	0-0 F4	0-0 BB 1B	0-0 K	0-3 K		0-3 K		4	0	2	0	0	1	0			
Jim Gosger, L OBP: 0.349, SLG: 0.382	0-0 F6	0-0 3-1	0-0 HR	0-0 BB 1B	0-0 F7			0-0 F7		4	1	1	1	1	0	2			
Carl Yastrzemski, L OBP: 0.383, SLG: 0.516	0-0 E3 1B BB E	0-0 L7	0-3 K	0-0 L8				0-0 4-3		5	1	0	0	0	1	4			
George Scott, R OBP: 0.361, SLG: 0.604	4-0 E 1B BB 1-2		0-0 HR 2B		1-0 G5-4-3 HBP			0-0 6-3		3	1	1	0	1	0	0			
Tony Conigliaro, R OBP: 0.285, SLG: 0.399	0-0 E 1B		0-0 5-3		0-0 G5-4-3 1-2			0-0 HR		4	1	2	1	0	0	2			
Dalton Jones, L OBP: 0.342, SLG: 0.471	0-0 E4 1-2 2-3		0-0 HR		0-0 BLK 3B			0-0 6-3		4	2	2	2	0	0	2			
Joe Foy, R OBP: 0.371, SLG: 0.374	0-0 6-3		0-0 5-3		0-0 F7 3-H			0-0 CS 1B		4	0	1	0	0	0	3			
Mike Ryan, R OBP: 0.226, SLG: 0.263		4-0 3-1 1B BB	0-0 F9		0-0 4-3			0-0 CS 1-2	0-0 L1-3	3	0	0	0	1	0	0			
Jim Lonborg, R Dick Radatz, R Dan Osinski, R	0-0 F3		0-3 K		0-0 6-3			0-0 5-3		4	0	0	0	0	1	1			
Inning Stats	R: 1 E: 2 K: 1 S: 8	H: 1 LOB: 3 BB: 1 P: 12	R: 0 E: 0 K: 0 S: 4	H: 1 LOB: 2 BB: 1 P: 8	R: 2 E: 0 K: 2 S: 5	H: 2 LOB: 0 BB: 0 P: 5	R: 1 E: 0 K: 0 S: 8	H: 1 LOB: 0 BB: 0 P: 4	R: 0 E: 0 K: 0 S: 4	H: 1 LOB: 2 BB: 1 P: 8	R: 1 E: 0 K: 0 S: 4	H: 2 LOB: 0 BB: 0 P: 4	R: 0 E: 0 K: 1 S: 5	H: 0 LOB: 0 BB: 0 P: 5	R: 0 E: 0 K: 0 S: 3	H: 0 LOB: 0 BB: 0 P: 3	1B: 4 2B: 1 3B: 1 HR: 3	SF: 0 SAC: 0 DP: 1 HBP: 1	WP: 0 PA: 41 CS: 1
PITCHER	IP WLS BF H R ER SO BB IBB HBP BLK WP HR S P ERA WHIP	IP WLS BF H R ER SO BB IBB HBP BLK WP HR S P ERA WHIP																	
Jim Hannan, R ERA: 5.82	4.0	L	21	5	4	3	3	2	0	0	0	0	0	0	2	25	33	6.75	1.750
Bob Humphreys, R ERA: 2.45	1.0		4	1	1	1	0	0	0	1	1	0	0	0	3	4	9.00	1.000	
Casey Cox, R ERA: 3.31	2.0		9	3	1	1	0	1	0	0	0	0	1	8	12	4.50	2.000		
Dick Lines, L ERA: 2.04	2.0		6	0	0	0	1	0	0	0	0	0	0	8	8	0.00	0.000		

Boston Red Sox @ Washington Senators
D.C. Stadium, Washington, DC
Sat May 28 1966, 3:33 AM EDT
Att: 2,774 - Unknown


AB 36
R 6
H 9
RBI 4
BB 3
SO 4
LOB 14



Batter	1	2	3	4	5	6	7	8	9	AB	R	H	RBI	BB	SO	LOB	BOTTOM		
Don Blasingame, L OBP: 0.312, SLG: 0.265	0-0 E7 G5-3 1B		0-0 G1-4-3 1B		0-0 F5			0-0 E1 2B HR	0-0 2B	5	1	3	1	0	0	0			
Fred Valentine, S OBP: 0.365, SLG: 0.477	4-0 BB		0-0 G1-4-3 1-2		0-0 F9			0-0 F4	0-3 K	4	0	0	0	1	1	3			
Bob Saverine, S OBP: 0.288, SLG: 0.368	0-0 F7		0-0 6-3		0-0 4-3			0-0 HR 2B	0-0 4-3	5	1	1	0	0	0	3			
Frank Howard, R OBP: 0.322, SLG: 0.433	0-0 G5-3 2-3		0-0 F8		0-0 6-3			0-0 HR BB	4-0 HR BB	3	1	0	0	1	0	2			
Jim King, L OBP: 0.379, SLG: 0.453		0-3 K	0-0 F5		0-0 BB 1B			0-0 HR	0-0 K	4	1	2	4	0	1	0			
Dick Nen, L OBP: 0.302, SLG: 0.287		0-0 FC5-4 1B		0-0 2B		0-0 K		0-3 K	0-3 K	4	0	2	0	0	2	1			
Jim French, L OBP: 0.333, SLG: 0.176		0-0 FC5-4 1-2		0-0 6-3		0-0 BB 1B		0-0 K	0-3 K	3	0	0	0	1	1	2			
Ed Brinkman, R OBP: 0.259, SLG: 0.290 Ken McMullen, R OBP: 0.265, SLG: 0.351		0-3 K	0-0 F9		0-0 F7			0-0 F7	0-0 F7	2	0	0	0	1	1	2			
Jim Hannan, R Bob Humphreys, R Willie Kirkland, L Casey Cox, R Bob Chance, L Dick Lines, R Don Lock, R	0-0 G3		0-0 F7		0-0 F6			0-0 2B 2B		1	0	0	0	0	0	0			
Inning Stats	R: 0 E: 1 K: 0 S: 3	H: 1 LOB: 1 BB: 1 P: 7	R: 0 E: 0 K: 2 S: 8	H: 1 LOB: 0 BB: 0 P: 8	R: 0 E: 0 K: 0 S: 3	H: 1 LOB: 0 BB: 0 P: 3	R: 0 E: 0 K: 0 S: 3	H: 0 LOB: 0 BB: 0 P: 3	R: 0 E: 0 K: 1 S: 6	H: 1 LOB: 3 BB: 2 P: 14	R: 4 E: 1 K: 2 S: 10	H: 2 LOB: 0 BB: 1 P: 14	R: 1 E: 0 K: 1 S: 7	H: 2 LOB: 1 BB: 0 P: 7	R: 0 E: 0 K: 1 S: 3	H: 0 LOB: 0 BB: 0 P: 3	1B: 4 2B: 4 3B: 0 HR: 1	SF: 0 SAC: 0 DP: 2 HBP: 0	WP: 0 PA: 39 CS: 0
PITCHER	IP WLS BF H R ER SO BB IBB HBP BLK WP HR S P ERA WHIP	IP WLS BF H R ER SO BB IBB HBP BLK WP HR S P ERA WHIP																	
Jim Lonborg, R ERA: 3.41	7.1	W	31	6	3	3	3	4	0	0	0	0	0	0	33	49	3.68	1.364	
Dick Radatz, R ERA: 4.74	1.0		6	3	2	1	2	0	0	0	0	0	0	1	10	10	9.00	3.000	
Dan Osinski, R ERA: 5.0	0.2	S	2	0	0	0	1	0	0	0	0	0	0	4	4	0.00	0.000		

Boston Red Sox @ Washington Senators
D.C. Stadium, Washington, DC
Sat May 28 1966, 3:33 AM EDT
Att: 2,774 - Unknown

AB 35
R 5
H 9
RBI 5
BB 4
SO 6
LOB 17



Batter	1	2	3	4	5	6	7	8	9	AB	R	H	RBI	BB	SO	LOB	TOP					
Rico Petrocelli, R OBP: 0.303, SLG: 0.438 George Smith, R OBP: 0.253, SLG: 0.272	F7		F3			E7		1-H 2B		4	0	1	1	0	0	0	Boston Red Sox @ Washington Senators D.C. Stadium, Washington, DC Sun May 29 1966, 3:33 AM EDT Att: 23,569 - Unknown livebaseballscorecards.com					
Jim Gosger, L OBP: 0.344, SLG: 0.367 Ken Sanders, R	BB			3-1		4-3		F5		3	0	0	0	1	0	2						
Carl Yastrzemski, L OBP: 0.374, SLG: 0.503	K			1-3				F8		4	0	0	0	0	1	1						
George Scott, R OBP: 0.353, SLG: 0.588	K			5-3				K		4	0	0	0	0	2	1						
Tony Conigliaro, R OBP: 0.285, SLG: 0.401			K			6-3		F9		4	0	1	0	0	1	0						
Dalton Jones, L OBP: 0.348, SLG: 0.465			K			4-3				3	1	1	0	1	1	0						
Joe Foy, R OBP: 0.368, SLG: 0.369			K			6-3				4	0	1	0	0	1	2						
Mike Ryan, R OBP: 0.221, SLG: 0.256 Lenny Green, L OBP: 0.342, SLG: 0.323 Bob Tillman, R OBP: 0.297, SLG: 0.294			K					F2		2	0	0	0	0	1	0						
Jerry Stephenson, L OBP: 0.133, SLG: 0.133 George Thomas, R OBP: 0.271, SLG: 0.225			K					F9		1	1	0	0	0	0	2						
								FC1-6 2B		0	0	0	0	0	0	0						
								SF8		2	0	0	0	0	1	0						
								FC1-6 1B		1	1	0	0	0	0	2						
								1-2 2-3		0	0	0	0	0	0	0						
								3-H		2	0	0	0	0	1	0						
										0	0	0	1	0	0	0						
Inning Stats	R: 0 E: 0 K: 2 S: 7	H: 0 LOB: 1 BB: 1 P: 11	R: 0 E: 0 K: 3 S: 9	H: 0 LOB: 0 BB: 0 P: 9	R: 0 E: 0 K: 2 S: 7	H: 0 LOB: 0 BB: 0 P: 7	R: 0 E: 0 K: 0 S: 3	H: 0 LOB: 0 BB: 0 P: 3	R: 0 E: 0 K: 0 S: 3	H: 0 LOB: 0 BB: 0 P: 3	R: 0 E: 1 K: 0 S: 4	H: 0 LOB: 1 BB: 0 P: 4	R: 0 E: 0 K: 1 S: 5	H: 0 LOB: 0 BB: 0 P: 5	R: 2 E: 0 K: 0 S: 6	H: 3 LOB: 1 BB: 0 P: 6	R: 0 E: 0 K: 0 S: 4	H: 1 LOB: 2 BB: 1 P: 8	1B: 2 2B: 2 3B: 0 HR: 0	SF: 1 SAC: 0 DP: 0 HBP: 0	WP: 0 PB: 0 SB: 0 CS: 0	PA: 34
PITCHER	IP WLS BF H R ER SO BB IBB HBP BLK WP HR S P ERA WHIP																					
Phil Ortega, R ERA: 2.54	(1, 1) 7.2 W 28 3 2 2 8 1 0 0 0 0 0 0 43 47 2.35 0.522																					
Ron Kline, R ERA: 3.62	(8, 1) 1.1 S 6 1 0 0 0 1 0 0 0 0 0 0 5 9 0.00 1.500																					

Batter	1	2	3	4	5	6	7	8	9	AB	R	H	RBI	BB	SO	LOB	BOTTOM			
Don Blasingame, L OBP: 0.308, SLG: 0.254	S HR BB		F7			4-3		1-3		3	1	0	0	1	0	1	Boston Red Sox @ Washington Senators D.C. Stadium, Washington, DC Sun May 29 1966, 3:33 AM EDT Att: 23,569 - Unknown livebaseballscorecards.com			
Bob Saverine, S OBP: 0.289, SLG: 0.357	S HR BB		F1					K		2	1	0	0	1	1	0				
Jim King, L OBP: 0.367, SLG: 0.436	K		G3					1-3		3	0	0	0	0	1	2				
Dick Nen, L OBP: 0.294, SLG: 0.278	K					F6		G3		3	0	0	0	0	1	2				
Don Lock, R OBP: 0.370, SLG: 0.525	HR					K		K		3	1	1	3	0	2	0				
Willie Kirkland, L OBP: 0.250, SLG: 0.129 Ron Kline, R OBP: 0.400, SLG: 0.250	2-H 3-H		F8			F8		G3		3	0	0	0	0	0	0				
Ed Brinkman, R OBP: 0.253, SLG: 0.284			F5					F8		3	0	0	0	0	1	0				
Doug Camilli, R OBP: 0.237, SLG: 0.222			6-3					5-3		3	0	1	0	0	0	0				
Phil Ortega, R OBP: 0.167, SLG: 0.063 Fred Valentine, S OBP: 0.363, SLG: 0.474			K					F9		1	0	0	0	0	1	0				
								SH3-4 1B		1	0	0	0	0	0	0				
								1-2		1	0	0	0	0	0	0				
Inning Stats	R: 3 E: 0 K: 2 S: 8	H: 1 LOB: 0 BB: 2 P: 16	R: 0 E: 0 K: 1 S: 5	H: 0 LOB: 0 BB: 0 P: 5	R: 0 E: 0 K: 0 S: 3	H: 0 LOB: 0 BB: 0 P: 3	R: 0 E: 0 K: 1 S: 5	H: 0 LOB: 0 BB: 0 P: 5	R: 0 E: 0 K: 1 S: 6	H: 1 LOB: 1 BB: 0 P: 6	R: 0 E: 0 K: 1 S: 5	H: 0 LOB: 0 BB: 0 P: 5	R: 0 E: 0 K: 0 S: 3	H: 0 LOB: 0 BB: 0 P: 3	R: 0 E: 0 K: 0 S: 3	H: 0 LOB: 0 BB: 0 P: 3	1B: 1 2B: 0 3B: 0 HR: 1	SF: 0 SAC: 1 DP: 0 HBP: 0	WP: 0 PB: 0 SB: 2 CS: 0	PA: 28
PITCHER	IP WLS BF H R ER SO BB IBB HBP BLK WP HR S P ERA WHIP																			
Jerry Stephenson, R ERA: 5.37	(1, 1) 7.0 L 25 2 3 3 7 2 0 0 0 0 0 0 37 45 3.86 0.571																			
Ken Sanders, R ERA: 2.81	(8, 1) 1.0 3 0 0 0 0 0 0 0 0 0 0 3 3 0.00 0.000																			

Batter	1	2	3	4	5	6	7	8	9	AB	R	H	RBI	BB	SO	LOB	TOP		
Roy White, S OBP: 0.335, SLG: 0.417 (1, 7)	4-0 2B BB	0-0 F3		0-0 F7			0-0 S 1B		0-0 F7	4	1	1	0	1	0	1			
Bobby Richardson, R OBP: 0.333, SLG: 0.388 (1, 4)	0-0 5-3 1-H E 2B	0-0 F8			0-0 F3		0-0 4-3 1-2			4	1	1	1	0	0	1			
Mickey Mantle, S OBP: 0.364, SLG: 0.461 Roger Repoz, L OBP: 0.474, SLG: 0.618 (8, PR) (8, 8)	0-0 5-3 2-3		0-0 L8		0-0 F3			0-0 F9 2B		4	0	1	0	0	0	1			
Joe Pepitone, L OBP: 0.244, SLG: 0.368 (1, 3)	0-0 FC3 BB 1B		0-0 4-3		0-0 F4			0-0 F9 2-3		4	1	0	0	0	0	1			
Tom Tresh, S OBP: 0.333, SLG: 0.260 (1, 5)	4-0 1-2 BB		0-0 5-3			0-3 K		4-0 FC6-4 BB		2	0	0	0	2	1	0			
Elston Howard, R OBP: 0.272, SLG: 0.308 (1, 2)	0-0 1-2 2-H 1B			0-0 F4		0-0 3-1		0-3 K		4	0	1	1	0	1	3			
Clete Boyer, R OBP: 0.189, SLG: 0.229 (1, 6)	0-0 F7			0-0 F7		0-0 F7		0-0 FC6-4 1-2		4	0	0	0	0	0	5			
Lou Clinton, R OBP: 0.288, SLG: 0.326 (1, 9)	0-3 K			0-0 E6 1B			0-0 F7		0-0 F4	4	1	1	0	0	1	2			
Al Downing, R OBP: 0.158, SLG: 0.158 Hal Reniff, R (6, 1)		0-3 K		0-0 K 2-H 1B			0-3 K		0-0 L9	2	0	1	1	0	1	0			
Inning Stats	R: 3 E: 1 K: 1 S: 8	H: 2 LOB: 2 BB: 2 P: 16	R: 0 E: 0 K: 1 S: 5	H: 0 LOB: 0 BB: 0 P: 5	R: 0 E: 0 K: 0 S: 3	H: 0 LOB: 0 BB: 0 P: 3	R: 1 E: 1 K: 0 S: 5	H: 2 LOB: 1 BB: 0 P: 5	R: 0 E: 0 K: 1 S: 6	H: 1 LOB: 1 BB: 0 P: 6	R: 0 E: 0 K: 1 S: 6	H: 1 LOB: 3 BB: 0 P: 10	R: 0 E: 0 K: 0 S: 3	H: 0 LOB: 0 BB: 0 P: 3	1B: 4 2B: 2 3B: 0 HR: 0	SF: 0 SAC: 0 DP: 0 HBP: 0	WP: 0 PA: 37 SB: 0 CS: 1		
PITCHER	IP WLS BF H R ER SO BB IBB HBP BLK WP HR S P ERA WHIP	5.0 L 22 4 4 2 2 2 2 0 0 0 0 0 0 24 32 3.60 1.200	2.0 7 1 0 0 2 0 0 0 0 0 0 0 11 11 0.00 0.500	2.0 8 1 0 0 1 1 0 0 0 0 0 0 9 13 0.00 1.000	PITCHER														

New York Yankees @ Washington Senators
D.C. Stadium, Washington, DC
Mon May 30 1966, 3:33 AM EDT
Unknown

AB	34
R	4
H	6
RBI	3
BB	3
SO	5
LOB	14



Batter	1	2	3	4	5	6	7	8	9	AB	R	H	RBI	BB	SO	LOB	BOTTOM				
Fred Valentine, S OBP: 0.355, SLG: 0.462 (1, 9)	0-3 K		0-3 K		0-0 F3		0-0 4-3			4	0	0	0	0	2	2					
Bob Saverine, S OBP: 0.288, SLG: 0.351 (1, 5)	0-3 K		0-0 F8		0-0 F2			0-0 1B		4	0	1	0	0	1	2					
Don Lock, R OBP: 0.365, SLG: 0.506 (1, 8)	0-0 6-3			0-0 6-3		4-0 SH5-4 1B BB		0-3 K		3	0	0	0	1	1	1					
Frank Howard, R OBP: 0.327, SLG: 0.435 (1, 7)		0-0 1B SF8 1B		0-3 K		0-0 SH5-4 1-2 1B		0-0 L8		4	1	2	0	0	1	1					
Ken McMullen, R OBP: 0.286, SLG: 0.351 (1, 3)		0-0 FC6-4 1-3 1B		0-0 F3		0-0 SH5-4		0-0 F3		3	0	1	0	0	0	1					
Ken Hamlin, R OBP: 0.281, SLG: 0.245 Willie Kirkland, L OBP: 0.243, SLG: 0.125 Don Blasingame, L OBP: 0.305, SLG: 0.250 (7, 4)		0-0 SF8		0-0 WP 1B BB		4-0 K		0-3 K		0	1	0	1	1	0	0					
Ed Brinkman, R OBP: 0.253, SLG: 0.283 (1, 6)		3-H 0-0 L8		0-0 2B 1-H 1B		0-0 F9		0-0 4-3		4	0	1	1	0	0	3					
Doug Camilli, R OBP: 0.238, SLG: 0.250 (1, 2)		0-0 FC6-4 1-2			0-0 K 2B			0-0 L8		4	0	1	0	0	0	1					
Mike McCormick, L OBP: 0.350, SLG: 0.444 Paul Casanova, R OBP: 0.279, SLG: 0.438 Bob Humphreys, R (6, 1) Dick Nen, L OBP: 0.291, SLG: 0.276 Casey Cox, R (8, 1)			0-0 F6		0-3 K		0-0 F5			1	0	0	0	0	0	0					
Inning Stats	R: 0 E: 0 K: 2 S: 7	H: 0 LOB: 0 BB: 0 P: 7	R: 1 E: 0 K: 0 S: 5	H: 2 LOB: 1 BB: 0 P: 5	R: 0 E: 0 K: 1 S: 5	H: 0 LOB: 0 BB: 0 P: 5	R: 0 E: 0 K: 1 S: 5	H: 0 LOB: 0 BB: 0 P: 5	R: 1 E: 0 K: 1 S: 7	H: 2 LOB: 2 BB: 1 P: 11	R: 0 E: 0 K: 1 S: 6	H: 1 LOB: 1 BB: 0 P: 10	R: 0 E: 0 K: 1 S: 3	H: 0 LOB: 0 BB: 0 P: 3	R: 0 E: 0 K: 1 S: 6	H: 1 LOB: 1 BB: 0 P: 6	R: 0 E: 0 K: 1 S: 5	H: 0 LOB: 0 BB: 0 P: 5	1B: 5 2B: 1 3B: 0 HR: 0	SF: 1 SAC: 1 DP: 0 HBP: 0	WP: 1 PA: 35 SB: 0 CS: 0
PITCHER	IP WLS BF H R ER SO BB IBB HBP BLK WP HR S P ERA WHIP	5.0 W 22 5 2 2 2 2 2 0 0 0 0 0 19 19 0.00 0.250	4.0 S 13 1 0 0 3 0 0 0 0 0 0 0 19 19 0.00 0.250	PITCHER																	

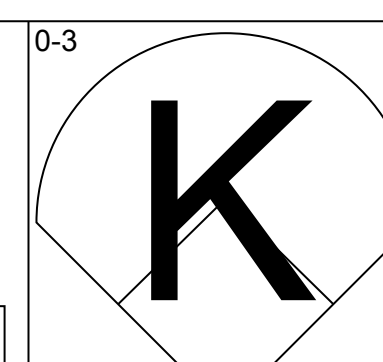
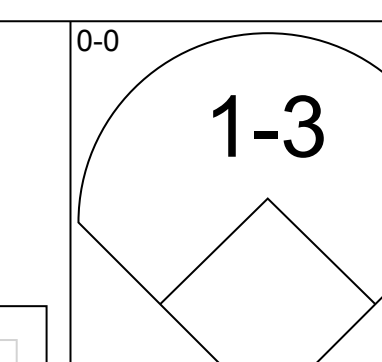
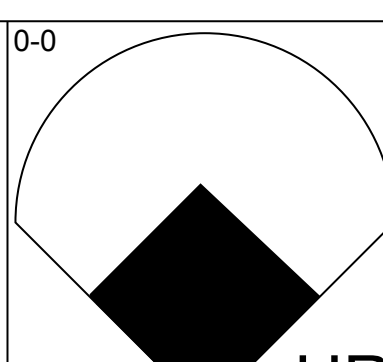
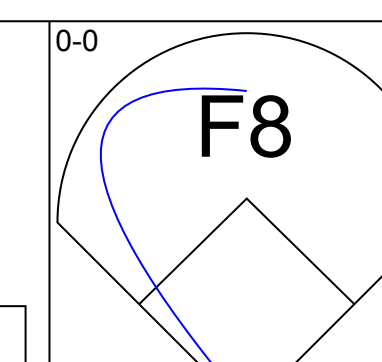
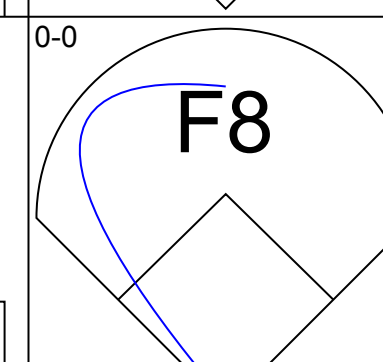
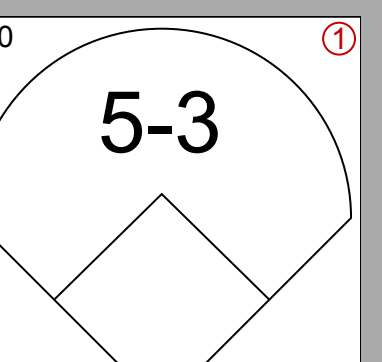
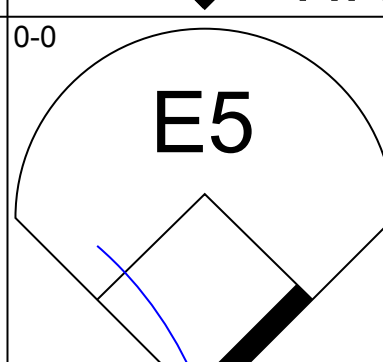
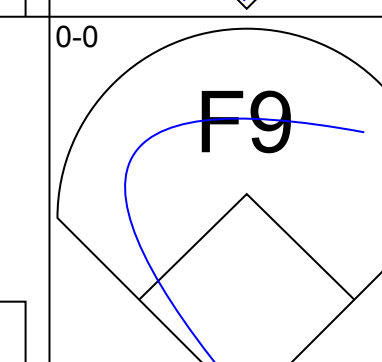
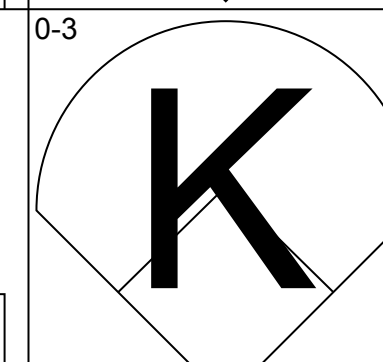
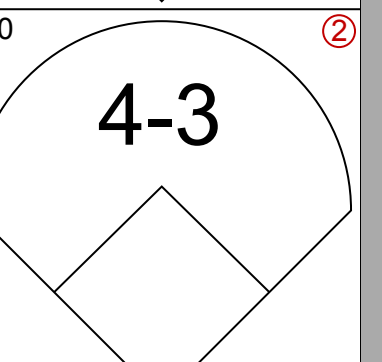
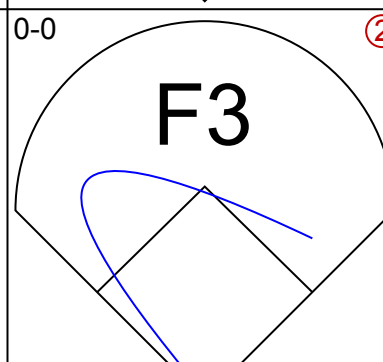
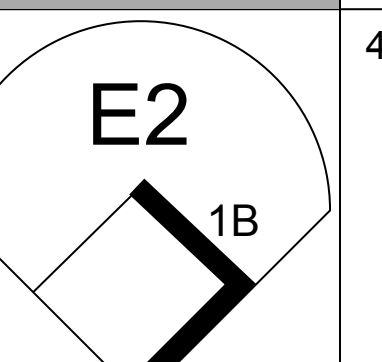
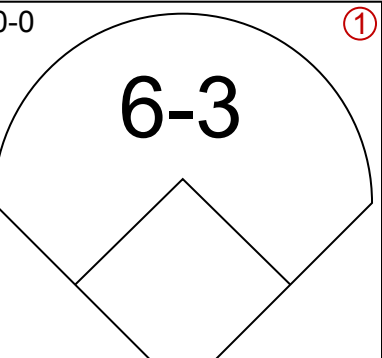
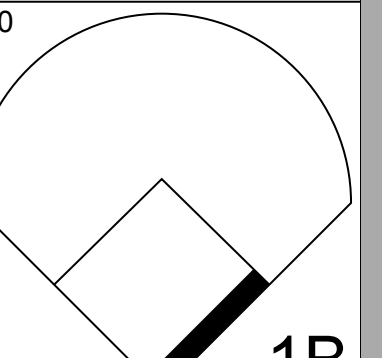
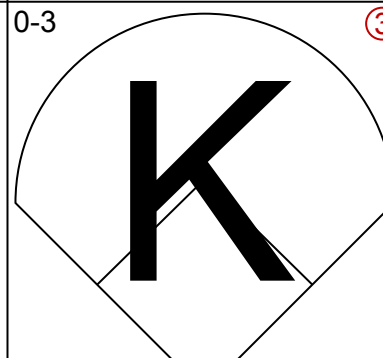
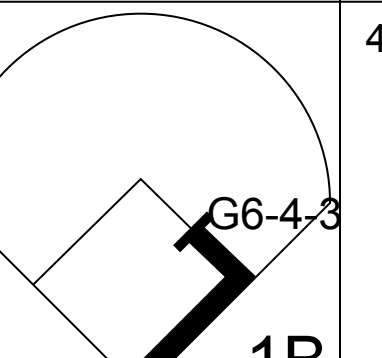
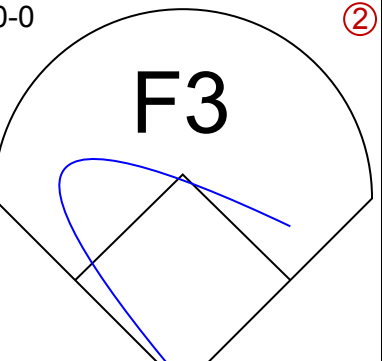
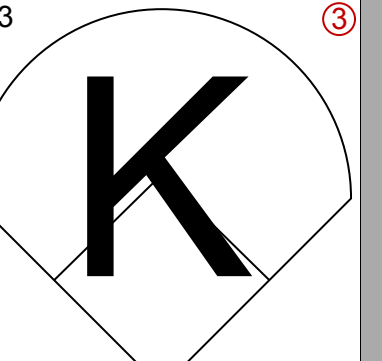
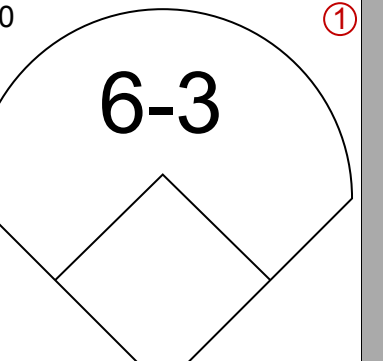
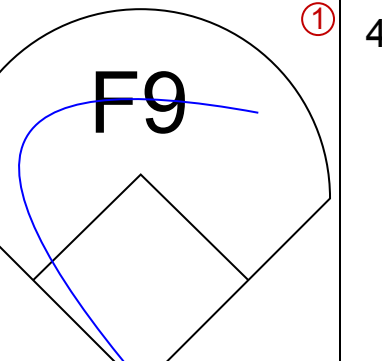
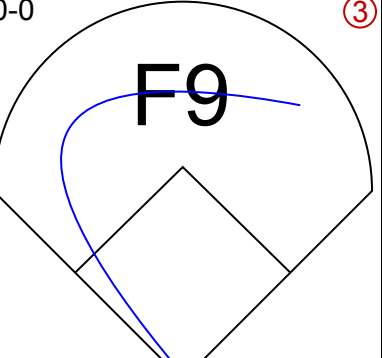
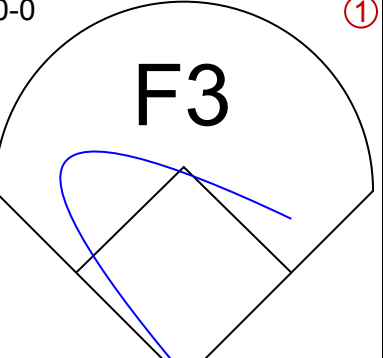
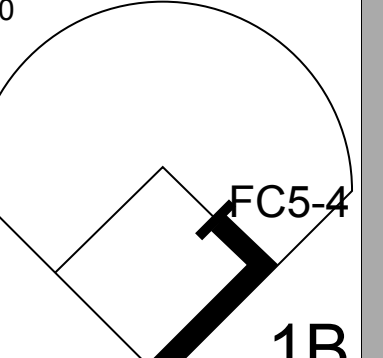
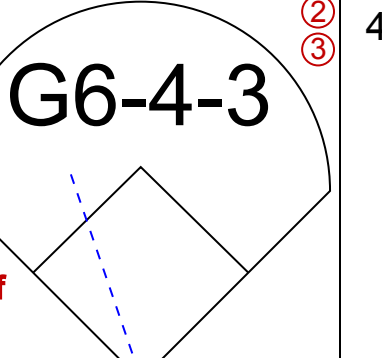
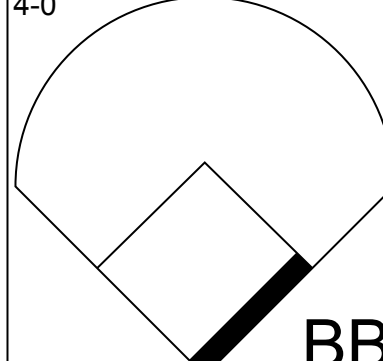
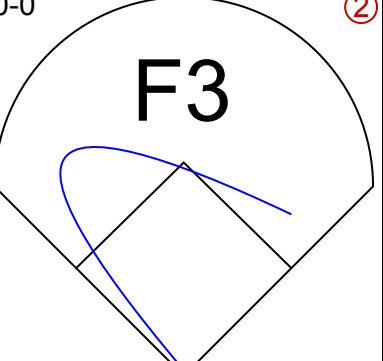
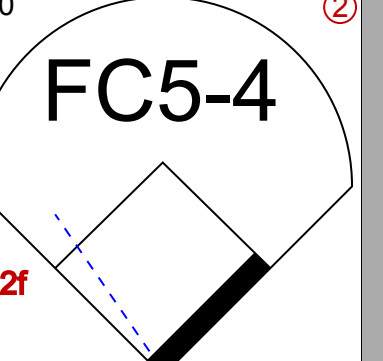
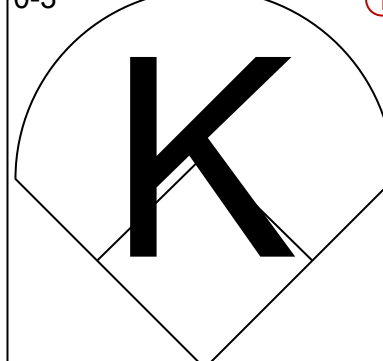
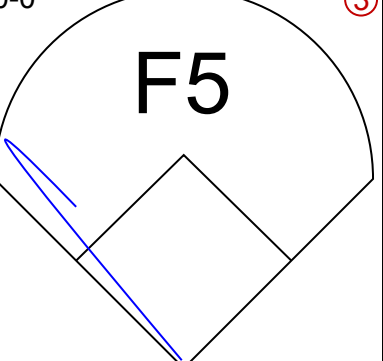



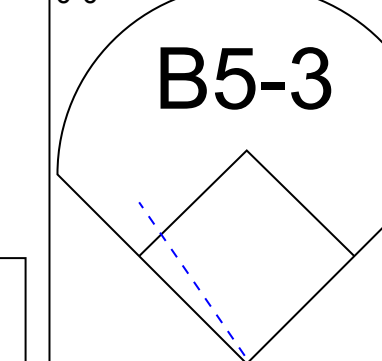
New York Yankees @ Washington Senators
D.C. Stadium, Washington, DC
Mon May 30 1966, 3:33 AM EDT
Unknown

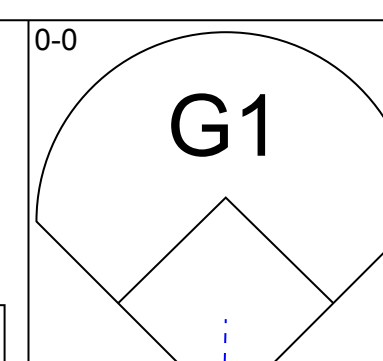
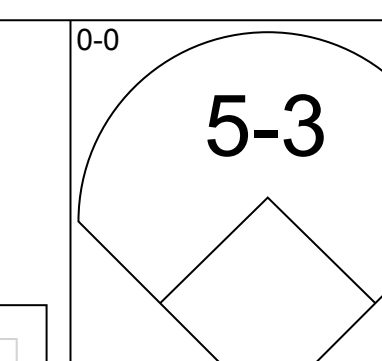
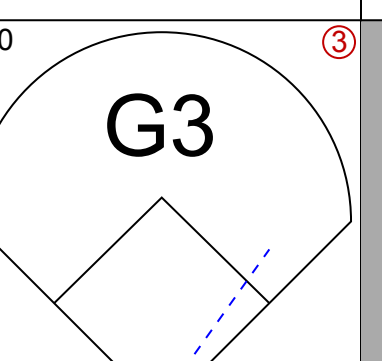
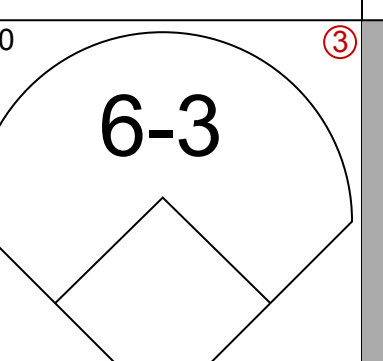
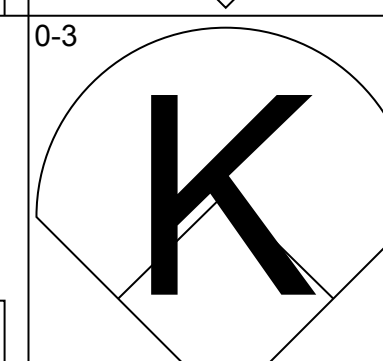
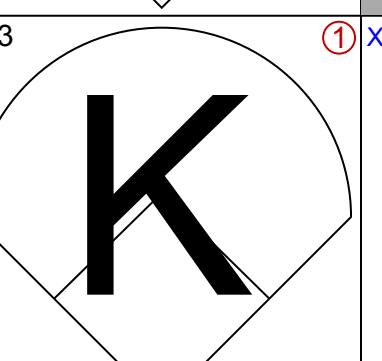
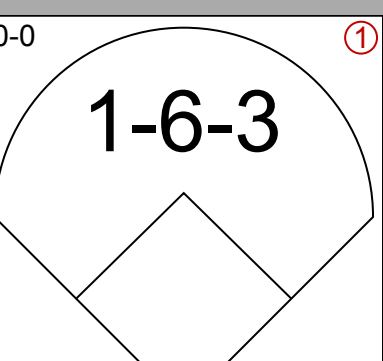
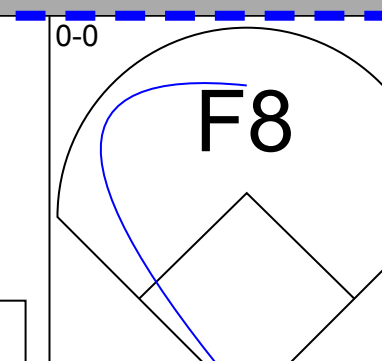
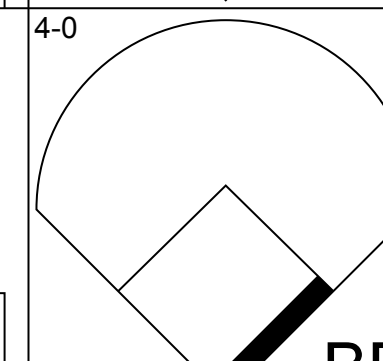
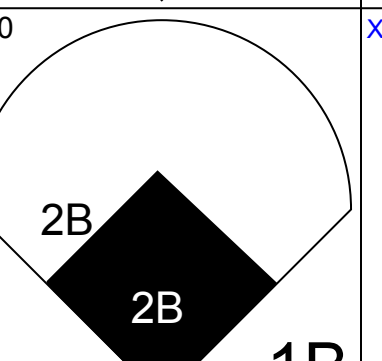
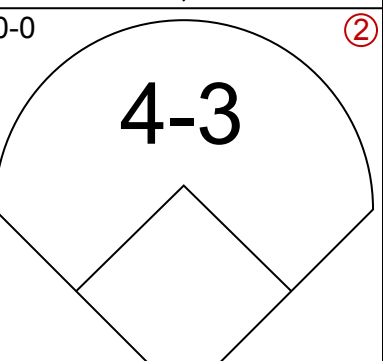
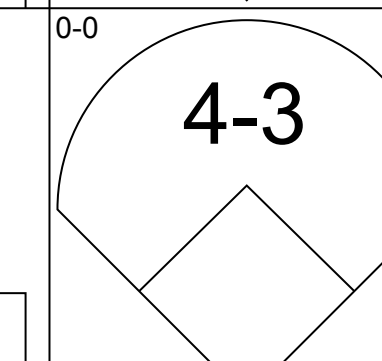
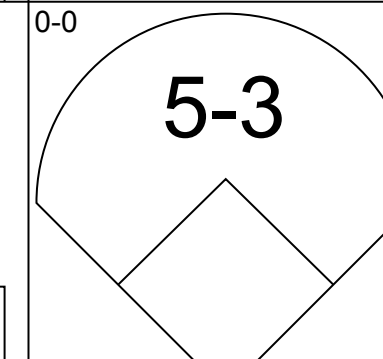
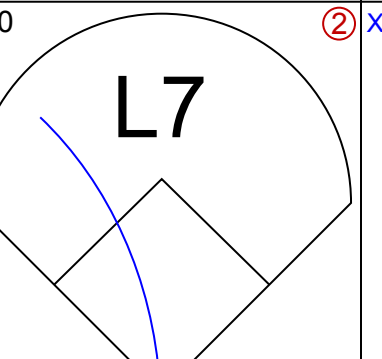
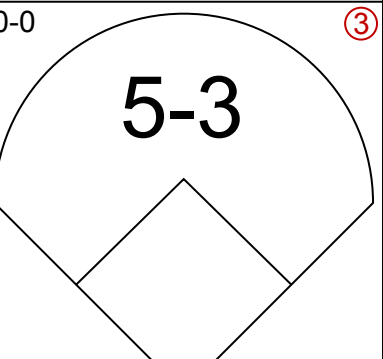
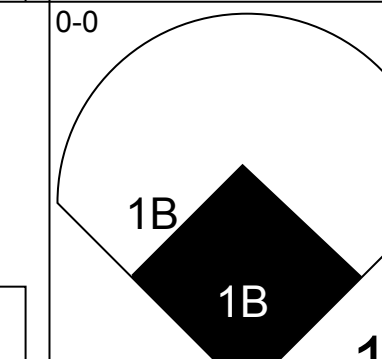
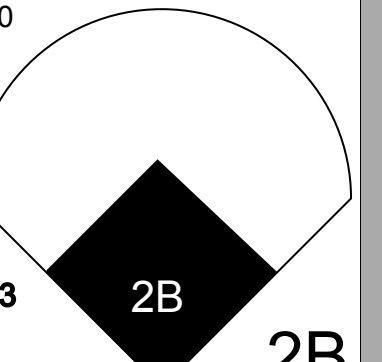
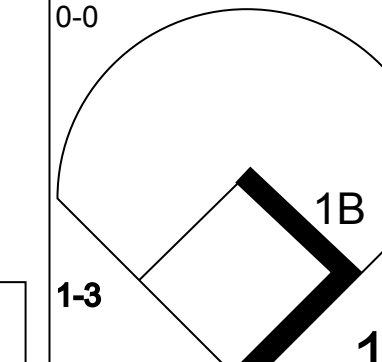
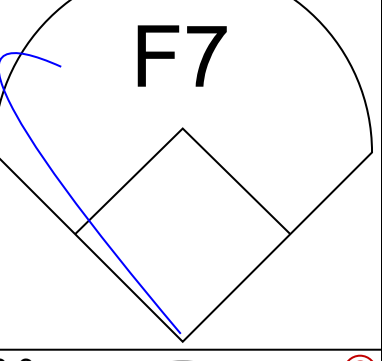
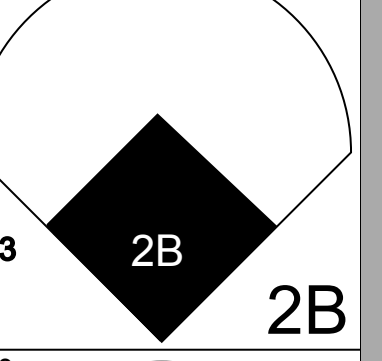
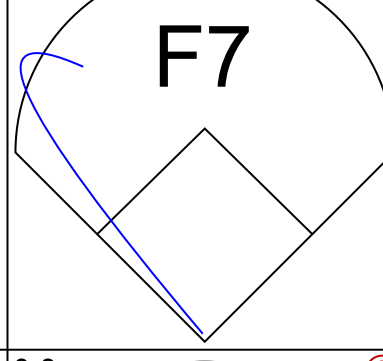
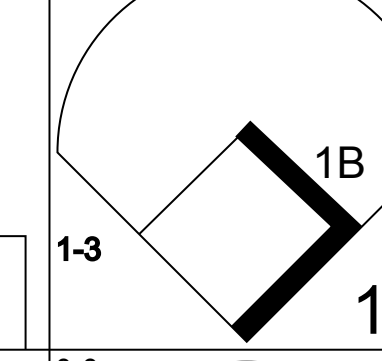
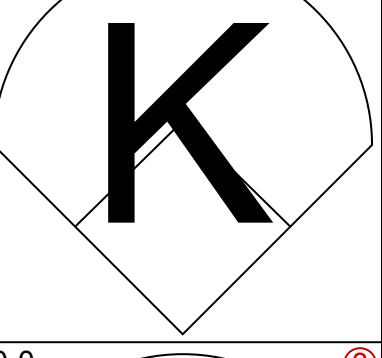
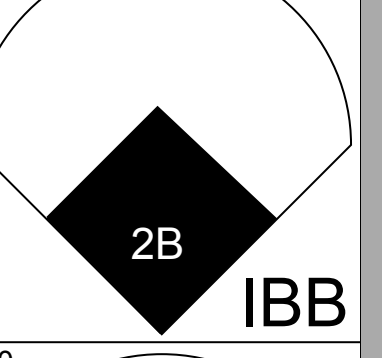
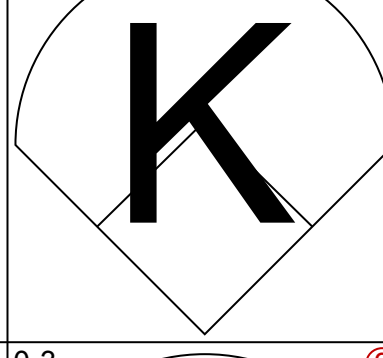
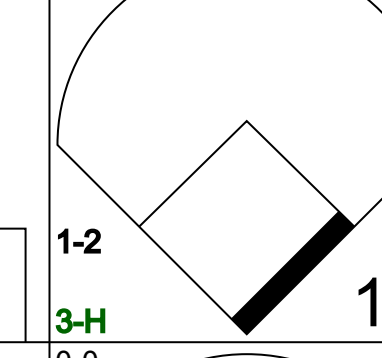
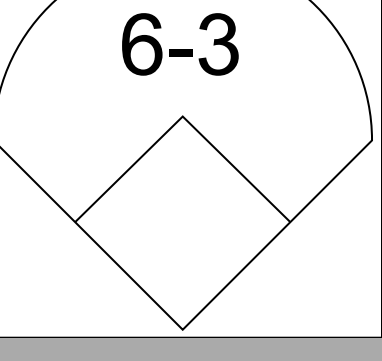
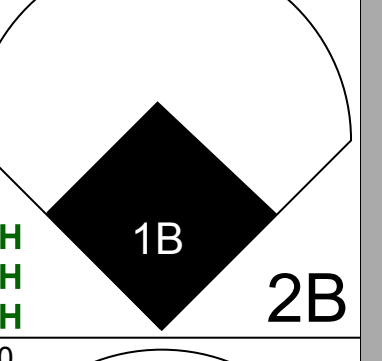
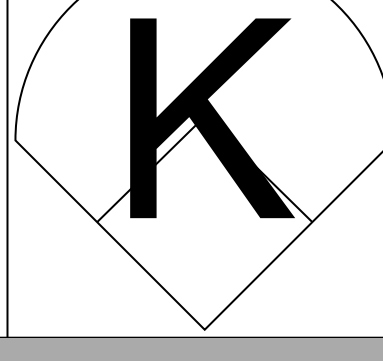
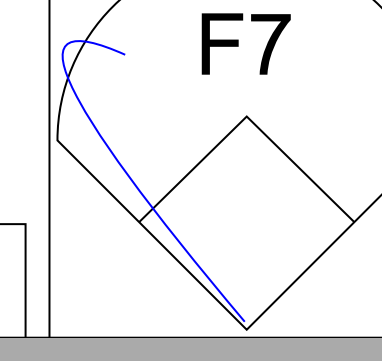
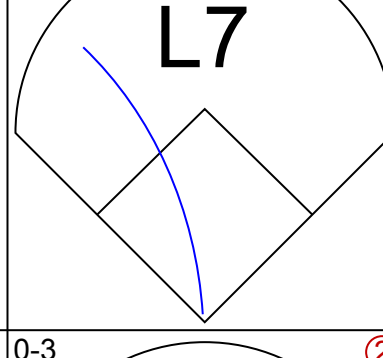
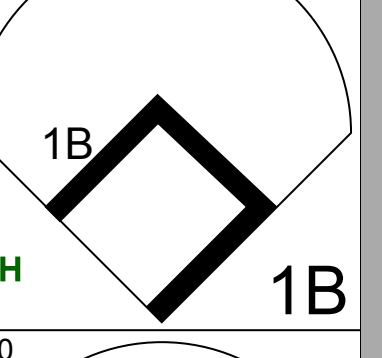
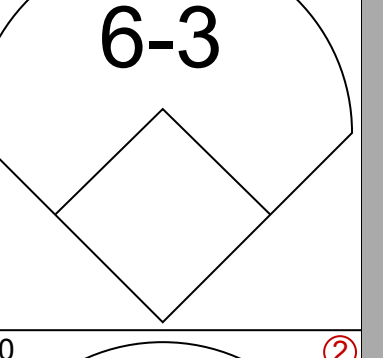
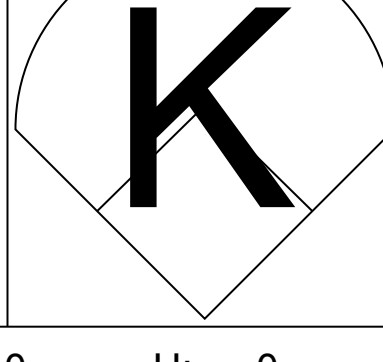
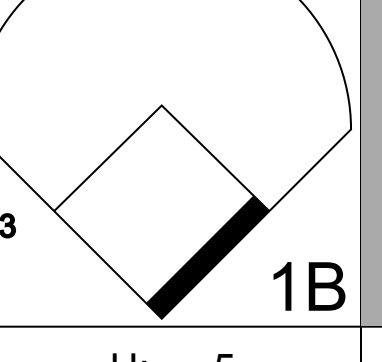
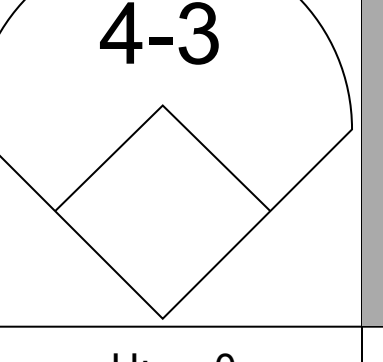
AB	31
R	2
H	6
RBI	2
BB	2
SO	8
LOB	15



Batter	1	2	3	4	5	6	7	8	9	AB	R	H	RBI	BB	SO	LOB	TOP			
Roy White, S (1,7) OBP: 0.333, SLG: 0.413	3-1		F9			F8		1B		4	0	1	0	0	0	0	New York Yankees @ Washington Senators D.C. Stadium, Washington, DC Mon May 30 1966, 3:38 AM EDT Att: 31,764 - Unknown - 63 F livebaseballscorecards.com			
Bobby Richardson, R (1,4) OBP: 0.363, SLG: 0.368	1B		CS			6-3		1B		4	0	3	1	0	0	0				
Mickey Mantle, S (1,8) OBP: 0.361, SLG: 0.453	1B		K			F6		F8		4	0	1	0	0	1	3				
Joe Pepitone, L (1,3) OBP: 0.244, SLG: 0.365	F6			4-3			K		1B	4	0	1	0	0	1	2				
Tom Tresh, S (1,5) OBP: 0.325, SLG: 0.252	F9			F8			K		K	4	0	0	0	0	2	3				
Roger Repoz, L (1,9) OBP: 0.439, SLG: 0.568		4-3								3	0	0	0	0	0	0				
Elston Howard, R (9, PH) OBP: 0.270, SLG: 0.305				4-3			G3		F3	1	0	0	0	0	0	1				
Clete Boyer, R (1,6) OBP: 0.191, SLG: 0.229						F3		6-3	F8	4	0	1	0	0	0	1				
Jake Gibbs, L (1,2) OBP: 0.364, SLG: 0.500						F8		4-3	1B	2	1	0	0	1	0	1				
Jim Bouton, R (1,1) OBP: 0.336, SLG: 0.381									1B	2	0	0	0	0	2	1				
Roger Maris, L (8, PH) OBP: 0.200, SLG: 0.200									F8	1	0	0	0	0	0	0				
Pedro Ramos, S (8, 1) OBP: 0.200, SLG: 0.200										0	0	0	0	0	0	0				
Inning Stats	R: 0 E: 0 K: 0 S: 5	H: 2 LOB: 2 BB: 0 P: 5	R: 0 E: 0 K: 1 S: 6	H: 1 LOB: 1 BB: 0 P: 6	R: 0 E: 0 K: 1 S: 5	H: 1 LOB: 1 BB: 0 P: 5	R: 0 E: 0 K: 0 S: 3	H: 0 LOB: 0 BB: 0 P: 3	R: 0 E: 0 K: 1 S: 5	H: 0 LOB: 0 BB: 0 P: 5	R: 0 E: 0 K: 2 S: 7	H: 0 LOB: 0 BB: 0 P: 7	R: 0 E: 0 K: 0 S: 5	H: 2 LOB: 2 BB: 1 P: 9	R: 0 E: 0 K: 1 S: 6	H: 1 LOB: 1 BB: 0 P: 6	1B: 7 2B: 1 3B: 0 HR: 0	SF: 0 SAC: 0 DP: 1 HBP: 0	WP: 0 PB: 0 SB: 0 CS: 1	PA: 34
PITCHER	IP WLS BF H R ER SO BB IBB HBP BLK WP HR S P ERA WHIP																			
Diego Segui, R (1,1) ERA: 3.9	8.0 W 30 6 1 1 5 1 0 0 0 0 0 0 39 43 1.12 0.875																			
Dick Lines, L (9, 1) ERA: 2.0	0.1 2 1 0 0 1 0 0 0 0 0 0 0 4 4 0.00 3.000																			
Ron Kline, R (9, 1) ERA: 3.54	0.2 S 2 0 0 0 0 0 0 0 0 0 0 0 2 2 0.00 0.000																			

Batter	1	2	3	4	5	6	7	8	9	AB	R	H	RBI	BB	SO	LOB	BOTTOM			
Don Blasingame, L (1,4) OBP: 0.306, SLG: 0.253	G3-6-3			K		B1-3		SH3		3	0	1	0	0	1	1	New York Yankees @ Washington Senators D.C. Stadium, Washington, DC Mon May 30 1966, 3:38 AM EDT Att: 31,764 - Unknown - 63 F livebaseballscorecards.com			
Bob Saverine, S (1,5) OBP: 0.286, SLG: 0.346	F4			F8		1-3		1B		4	0	1	1	0	0	1				
Jim King, L (1,9) OBP: 0.362, SLG: 0.427	G3-6-3			1B				K		4	0	1	0	0	1	3				
Frank Howard, R (1,7) OBP: 0.333, SLG: 0.440								F7		3	0	2	0	0	0	0				
Dick Nen, L (1,3) OBP: 0.292, SLG: 0.277				G3-6		G3		BB		3	1	1	0	0	0	3				
Don Lock, R (1,8) OBP: 0.374, SLG: 0.500						6-3		1B		1	0	0	0	2	0	0				
Paul Casanova, R (1,2) OBP: 0.271, SLG: 0.424								BB		2	0	0	0	0	0	1				
Fred Valentine, S (7, PH) OBP: 0.358, SLG: 0.465								G5-4-3		1	0	1	1	0	0	0				
Doug Camilli, R (8, 2) OBP: 0.238, SLG: 0.250								1B		0	0	0	0	0	0	0				
Ed Brinkman, R (1,6) OBP: 0.248, SLG: 0.277								1B		3	0	0	0	0	1	2				
Diego Segui, R (1,1) OBP: 0.429, SLG: 0.333										2	0	1	0	0	0	0				
Bob Chance, L (8, PH) OBP: 0.189, SLG: 0.314										1	0	1	0	0	0	0				
Pete Richter, L (8, PR) OBP: 0.138, SLG: 0.138										0	1	0	0	0	0	0				
Dick Lines, R (9, 1) OBP: 0.300, SLG: 0.250										0	0	0	0	0	0	0				
Inning Stats	R: 0 E: 0 K: 0 S: 3	H: 1 LOB: 0 BB: 0 P: 3	R: 0 E: 0 K: 0 S: 3	H: 1 LOB: 0 BB: 0 P: 3	R: 0 E: 0 K: 1 S: 5	H: 0 LOB: 0 BB: 0 P: 5	R: 0 E: 0 K: 1 S: 7	H: 2 LOB: 2 BB: 0 P: 7	R: 0 E: 0 K: 0 S: 2	H: 0 LOB: 0 BB: 1 P: 6	R: 0 E: 0 K: 0 S: 3	H: 1 LOB: 0 BB: 0 P: 3	R: 1 E: 0 K: 1 S: 7	H: 2 LOB: 2 BB: 1 P: 11	R: 1 E: 0 K: 0 S: 4	H: 2 LOB: 1 BB: 0 P: 4	1B: 8 2B: 1 3B: 0 HR: 0	SF: 0 SAC: 1 DP: 4 HBP: 0	WP: 0 PB: 0 SB: 0 CS: 0	PA: 30
PITCHER	IP WLS BF H R ER SO BB IBB HBP BLK WP HR S P ERA WHIP																			
Jim Bouton, R (1,1) ERA: 3.38	7.0 L 26 7 1 1 3 2 0 0 0 0 0 0 0 30 38 1.29 1.286																			
Pedro Ramos, R (8, 1) ERA: 3.81	1.0 L 4 2 1 1 0 0 0 0 0 0 0 0 0 4 4 9.00 2.000																			

Batter	1	2	3	4	5	6	7	8	9	AB	R	H	RBI	BB	SO	LOB	TOP					
Roy White, S OBP: 0.331, SLG: 0.429 (1,7)										4	1	1	1	0	1	1	New York Yankees @ Washington Senators D.C. Stadium, Washington, DC Tue May 31 1966, 7:05 PM EDT Att: 10,726 - Unknown - 60 F livebaseballscores.com					
Bobby Richardson, R OBP: 0.336, SLG: 0.369 (1,4)										4	0	0	0	0	0	0						
Mickey Mantle, S OBP: 0.349, SLG: 0.436 (1,8)										4	0	0	0	0	1	1						
Joe Pepitone, L OBP: 0.250, SLG: 0.369 (1,3)										4	0	2	0	0	1	1						
Tom Tresh, S OBP: 0.317, SLG: 0.244 (1,5)										4	0	0	0	0	1	3						
Elston Howard, R OBP: 0.266, SLG: 0.303 (1,2)										4	0	1	0	0	0	2						
Hector Lopez, R OBP: 0.364, SLG: 0.333 (1,9)										2	0	0	0	1	0	1						
Clete Boyer, R OBP: 0.187, SLG: 0.224 (1,6)										3	0	0	0	0	2	2						
Mel Stottlemyre, R OBP: 0.179, SLG: 0.115 (1,1)										2	0	0	0	0	2	1						
Horace Clarke, S OBP: 0.273, SLG: 0.222 (8, PH)										1	0	0	0	0	0	0						
Dooley Womack, L OBP: 1.000, SLG: 1.000 (8, 1)										0	0	0	0	0	0	0						
Inning Stats	R: 0 E: 0 K: 2 S: 7	H: 0 LOB: 0 BB: 0 P: 7	R: 0 E: 0 K: 0 S: 3	H: 0 LOB: 0 BB: 0 P: 3	R: 0 E: 0 K: 2 S: 7	H: 0 LOB: 1 BB: 1 P: 11	R: 0 E: 0 K: 1 S: 6	H: 1 LOB: 1 BB: 0 P: 6	R: 0 E: 0 K: 0 S: 3	H: 0 LOB: 0 BB: 0 P: 3	R: 1 E: 1 K: 2 S: 9	H: 1 LOB: 1 BB: 0 P: 9	R: 0 E: 0 K: 1 S: 6	H: 1 LOB: 1 BB: 0 P: 6	R: 0 E: 0 K: 0 S: 3	H: 0 LOB: 0 BB: 0 P: 3	R: 0 E: 1 K: 0 S: 4	H: 1 LOB: 1 BB: 0 P: 4	1B: 3 2B: 0 3B: 0 HR: 1	SF: 0 SAC: 0 DP: 1 HBP: 0	WP: 0 PB: 0 SB: 0 CS: 0	PA: 33
PITCHER Pete Richert, L ERA: 2.23 (1,1)	IP: 9.0 WLS: W BF: 33 H: 4 R: 1 ER: 1 SO: 8 BB: 1 IBB: 0 HBP: 0 BLK: 0 WP: 0 HR: 1 S: 48 P: 52 ERA: 1.00 WHIP: 0.556															PITCHER Pete Richert, L ERA: 2.23 (1,1)	IP: 9.0 WLS: W BF: 33 H: 4 R: 1 ER: 1 SO: 8 BB: 1 IBB: 0 HBP: 0 BLK: 0 WP: 0 HR: 1 S: 48 P: 52 ERA: 1.00 WHIP: 0.556					

Batter	1	2	3	4	5	6	7	8	9	AB	R	H	RBI	BB	SO	LOB	BOTTOM			
Don Blasingame, L OBP: 0.292, SLG: 0.241 (1,4)										4	0	0	0	0	0	2	New York Yankees @ Washington Senators D.C. Stadium, Washington, DC Tue May 31 1966, 7:05 PM EDT Att: 10,726 - Unknown - 60 F livebaseballscores.com			
Bob Saverine, S OBP: 0.273, SLG: 0.329 (1,5)										4	0	0	0	0	2	0				
Jim King, L OBP: 0.367, SLG: 0.424 (1,9)										3	1	1	0	1	0	0				
Frank Howard, R OBP: 0.331, SLG: 0.434 (1,7)										4	0	1	0	0	0	2				
Fred Valentine, S OBP: 0.356, SLG: 0.465 (8, PR)										0	1	0	0	0	0	0				
Dick Nen, L OBP: 0.299, SLG: 0.295 (1,3)										4	1	2	0	0	0	0				
Don Lock, R OBP: 0.379, SLG: 0.494 (1,8)										3	1	1	1	1	2	0				
Paul Casanova, R OBP: 0.270, SLG: 0.429 (1,2)										4	1	1	3	0	1	2				
Ed Brinkman, R OBP: 0.250, SLG: 0.278 (1,6)										3	0	1	1	0	0	0				
Pete Richert, L OBP: 0.156, SLG: 0.156 (1,1)										3	0	1	0	0	1	0				
Inning Stats	R: 0 E: 0 K: 1 S: 5	H: 0 LOB: 1 BB: 1 P: 9	R: 0 E: 0 K: 1 S: 5	H: 0 LOB: 0 BB: 0 P: 5	R: 0 E: 0 K: 1 S: 5	H: 0 LOB: 0 BB: 0 P: 5	R: 4 E: 0 K: 1 S: 10	H: 5 LOB: 2 BB: 1 P: 14	R: 0 E: 0 K: 0 S: 3	H: 0 LOB: 0 BB: 0 P: 3	R: 0 E: 0 K: 2 S: 7	H: 0 LOB: 0 BB: 0 P: 7	R: 0 E: 0 K: 0 S: 3	H: 0 LOB: 0 BB: 0 P: 3	R: 1 E: 0 K: 0 S: 6	H: 3 LOB: 2 BB: 0 P: 6	1B: 6 2B: 2 3B: 0 HR: 0	SF: 0 SAC: 0 DP: 0 HBP: 0	WP: 0 PB: 0 SB: 0 CS: 0	PA: 34
PITCHER Mel Stottlemyre, R ERA: 2.17 (1,1)	IP: 7.0 WLS: L BF: 28 H: 5 R: 4 ER: 4 SO: 6 BB: 1 IBB: 0 HBP: 0 BLK: 0 WP: 0 HR: 0 S: 38 P: 46 ERA: 5.14 WHIP: 0.857															PITCHER Dooley Womack, R ERA: 4.73 (8, 1)	IP: 1.0 WLS: L BF: 6 H: 3 R: 1 ER: 1 SO: 0 BB: 0 IBB: 0 HBP: 0 BLK: 0 WP: 0 HR: 0 S: 6 P: 6 ERA: 9.00 WHIP: 3.000			

Batter	1	2	3	4	5	6	7	8	9	AB	R	H	RBI	BB	SO	LOB	TOP					
Bob Saverine, S (1.4) OBP: 0.283, SLG: 0.329										3	0	1	0	0	0	0	Washington Senators @ Boston Red Sox Fenway Park, Boston, MA Wed Jun 01 1966, 7:05 PM EDT Unknown					
Ken McMullen, R (1.5) OBP: 0.283, SLG: 0.341										4	1	0	0	1	2	3						
Jim King, L (1.9) OBP: 0.388, SLG: 0.456										5	3	4	0	0	0	1						
Frank Howard, R (1.7) OBP: 0.341, SLG: 0.443										4	2	3	0	0	1	0						
Fred Valentine, S (8.7) OBP: 0.362, SLG: 0.465										0	0	0	0	1	0	0						
Dick Nen, L (1.3) OBP: 0.311, SLG: 0.312										4	0	2	3	1	1	2						
Don Lock, R (1.8) OBP: 0.380, SLG: 0.489										3	0	1	1	1	1	3						
Paul Casanova, R (1.2) OBP: 0.260, SLG: 0.411										3	0	0	0	0	0	2						
Bob Chance, L (8, PH) OBP: 0.211, SLG: 0.361										1	0	1	2	0	0	0						
Don Blasingame, L (8, FR) OBP: 0.292, SLG: 0.241										0	0	0	0	0	0	0						
Doug Gamitt, R (8.2) OBP: 0.233, SLG: 0.244										1	0	0	0	0	1	3						
Ed Brinkman, R (1.6) OBP: 0.244, SLG: 0.271										4	0	0	0	0	2	3						
Dick Bosman, R (1.1) OBP: 0.250, SLG: 0.250										4	0	1	0	0	0	2						
Ron Kline, R (8.1) OBP: 0.400, SLG: 0.250										0	0	0	0	0	0	0						
Inning Stats	R: 0 E: 0 K: 2 S: 9	H: 2 LOB: 2 BB: 0 P: 9	R: 0 E: 0 K: 0 S: 3	H: 0 LOB: 0 BB: 0 P: 3	R: 0 E: 0 K: 0 S: 3	H: 0 LOB: 0 BB: 0 P: 3	R: 2 E: 0 K: 0 S: 6	H: 3 LOB: 1 BB: 0 P: 6	R: 0 E: 0 K: 1 S: 4	H: 2 LOB: 2 BB: 0 P: 4	R: 0 E: 0 K: 1 S: 6	H: 1 LOB: 1 BB: 0 P: 6	R: 0 E: 0 K: 2 S: 7	H: 0 LOB: 1 BB: 0 P: 8	R: 2 E: 0 K: 2 S: 10	H: 3 LOB: 2 BB: 1 P: 14	R: 2 E: 0 K: 1 S: 6	H: 2 LOB: 3 BB: 3 P: 18	1B: 10 2B: 4 3B: 0 HR: 0	SF: 1 SAC: 1 DP: 1 HBP: 1	WP: 0 PB: 0 SB: 0 CS: 1	PA: 43
PITCHER	IP WLS BF H R ER SO BB IBB HBP BLK WP HR S P ERA WHIP																					
Jim Lonborg, R (1.1) ERA: 3.65	7.1 L 34 11 4 4 6 1 0 1 0 0 0 0 44 49 4.91 1.636																					
Ken Sanders, R (8.1) ERA: 3.05	1.0 8 2 2 2 1 1 2 0 0 0 0 0 7 19 18.00 3.000																					
Darrell Brandon, R (9.1) ERA: 5.17	0.2 1 0 0 0 1 0 0 0 0 0 0 0 3 3 0.00 0.000																					

Batter	1	2	3	4	5	6	7	8	9	AB	R	H	RBI	BB	SO	LOB	BOTTOM						
Jim Gosger, L (1.8) OBP: 0.327, SLG: 0.345										4	0	1	0	0	0	0	Washington Senators @ Boston Red Sox Fenway Park, Boston, MA Wed Jun 01 1966, 7:05 PM EDT Unknown						
Joe Foy, R (1.5) OBP: 0.358, SLG: 0.368										4	1	1	0	0	0	1							
Carl Yastrzemski, L (1.7) OBP: 0.371, SLG: 0.491										4	1	4	1	0	0	0							
George Scott, R (1.3) OBP: 0.341, SLG: 0.560										4	0	0	0	0	0	3							
Tony Conigliaro, R (1.9) OBP: 0.269, SLG: 0.417										4	1	2	1	0	1	0							
Dalton Jones, L (1.4) OBP: 0.299, SLG: 0.388										4	0	0	0	0	0	2							
Mike Ryan, R (1.2) OBP: 0.229, SLG: 0.272										4	0	1	1	0	1	1							
George Smith, R (1.6) OBP: 0.242, SLG: 0.250										2	0	0	0	1	0	1							
Jim Lonborg, R (1.1) Ken Sanders, R (8.1) Darrell Brandon, R (9.1)										3	0	0	0	0	2	2							
Inning Stats	R: 0 E: 0 K: 0 S: 4	H: 1 LOB: 1 BB: 0 P: 4	R: 0 E: 0 K: 0 S: 4	H: 1 LOB: 1 BB: 0 P: 4	R: 0 E: 0 K: 1 S: 5	H: 1 LOB: 0 BB: 0 P: 5	R: 2 E: 0 K: 1 S: 8	H: 3 LOB: 2 BB: 1 P: 12	R: 0 E: 0 K: 0 S: 3	H: 1 LOB: 0 BB: 0 P: 3	R: 0 E: 0 K: 1 S: 5	H: 0 LOB: 0 BB: 0 P: 5	R: 0 E: 0 K: 1 S: 5	H: 0 LOB: 0 BB: 0 P: 5	R: 1 E: 0 K: 0 S: 4	H: 2 LOB: 0 BB: 0 P: 4		R: 0 E: 0 K: 1 S: 5	H: 0 LOB: 0 BB: 0 P: 5	1B: 6 2B: 3 3B: 1 HR: 0	SF: 0 SAC: 0 DP: 2 HBP: 0	WP: 1 PB: 0 SB: 0 CS: 1	PA: 35
PITCHER	IP WLS BF H R ER SO BB IBB HBP BLK WP HR S P ERA WHIP																						
Dick Bosman, R (1.1) ERA: 3.68	7.1 W 30 11 4 0 3 3 1 0 0 0 0 0 35 39 3.68 1.364																						
Ron Kline, R (8.1) ERA: 3.34	1.2 S 4 0 0 0 1 0 0 0 0 0 0 0 6 6 0.00 0.000																						

Batter	1	2	3	4	5	6	7	8	9	AB	R	H	RBI	BB	SO	LOB	TOP				
Bob Saverine, S OBP: 0.271, SLG: 0.315 (1,4)	F9		4-3			F9			6-3	4	0	0	0	0	0	1					
Ken McMullen, R OBP: 0.282, SLG: 0.352 (1,5)	4-3		5-3			K			3B	4	0	1	0	0	1	1					
Jim King, L OBP: 0.374, SLG: 0.436 (1,9)	F8			F8			4-3		F9	4	0	0	0	0	0	1					
Frank Howard, R OBP: 0.335, SLG: 0.434 (1,7)		F4		5-3			F7			3	0	0	0	0	0	0					
Dick Nen, L OBP: 0.304, SLG: 0.304 (1,3)		4-3		F8			F7			3	0	0	0	0	0	0					
Don Lock, R OBP: 0.378, SLG: 0.484 (1,8)					F5			4-3		3	0	1	0	0	0	0					
Doug Camilli, R OBP: 0.217, SLG: 0.227 (1,2)		F8			K			F4		3	0	0	0	0	1	1					
Ed Brinkman, R OBP: 0.246, SLG: 0.272 (1,6)			4-3 SH1-4 1B		6-3			3-1		3	0	1	0	0	0	0					
Jim Hannan, R Bob Humphreys, R Diego Segui, R Willie Kirkpatrick, R Casey Cox, R Bob Chance, L (1,1) (2,1) (4,1) (6,PH) (8,1) (9,PH)			SH1-4 1-2			F9			F7	0	0	0	0	0	0	0					
Inning Stats	R: 0 E: 0 K: 0 S: 3	H: 0 LOB: 0 BB: 0 P: 3	R: 0 E: 0 K: 0 S: 4	H: 1 LOB: 1 BB: 0 P: 4	R: 0 E: 0 K: 0 S: 4	H: 1 LOB: 1 BB: 0 P: 4	R: 0 E: 0 K: 0 S: 3	H: 0 LOB: 0 BB: 0 P: 3	R: 0 E: 0 K: 1 S: 5	H: 0 LOB: 0 BB: 0 P: 5	R: 0 E: 0 K: 0 S: 3	H: 0 LOB: 0 BB: 0 P: 3	R: 0 E: 0 K: 0 S: 3	H: 0 LOB: 0 BB: 0 P: 3	R: 0 E: 0 K: 0 S: 4	H: 1 LOB: 1 BB: 0 P: 4	1B: 2 2B: 0 3B: 1 HR: 0	SF: 0 SAC: 1 DP: 0 HBP: 0	WP: 0 PB: 0 SB: 0 CS: 0	PA: 30	
PITCHER	IP	WLS	BF	H	R	ER	SO	BB	IBB	HBP	BLK	WP	HR	S	P	ERA	WHIP				
Bob Sadowski, R ERA: 3.86 (1,1)	7.0	W	23	2	0	0	2	0	0	0	0	0	0	27	27	0.00	0.286				
Jose Santiago, R ERA: 3.02 (8,1)	2.0	S	7	1	0	0	0	0	0	0	0	0	0	7	7	0.00	0.500				

Washington Senators @ Boston Red Sox
Fenway Park, Boston, MA
Wed Jun 01 1966, 7:05 PM EDT
Att: 8,219 - Unknown

AB 29
R 0
H 3
RBI 0
BB 0
SO 2
LOB 4



Batter	1	2	3	4	5	6	7	8	9	AB	R	H	RBI	BB	SO	LOB	BOTTOM				
Rico Petrocelli, R OBP: 0.303, SLG: 0.447 (1,6)	L4-6 1B			F7		K				4	1	2	2	0	1	1					
Jim Gosger, L OBP: 0.324, SLG: 0.341 (1,9)	2B	L1		K			F7			4	1	1	0	0	1	1					
Carl Yastrzemski, L OBP: 0.374, SLG: 0.499 (1,7)	L4-6		CS HBP BB		K			PB 1B		3	0	1	0	1	1	2					
George Scott, R OBP: 0.351, SLG: 0.571 Lenny Green, L OBP: 0.317, SLG: 0.296 (1,3) (6,8)	2B					4-3				2	1	2	1	0	0	0					
Dalton Jones, L OBP: 0.297, SLG: 0.393 (1,4)	2B			K		F6		F8		4	0	1	1	0	1	4					
George Thomas, R OBP: 0.288, SLG: 0.233 (1,8) (6,3)	5-3			K		FC6-4 BB		4-3 SH1-3 1B		3	0	1	0	1	1	2					
Joe Foy, R OBP: 0.364, SLG: 0.370 (1,5)		SH3-4 HR 1B		2B BB		FC6-4		SH1-3		2	2	1	0	1	0	2					
Bob Tillman, R OBP: 0.284, SLG: 0.293 (1,2)		K		FC2-5 1-H 2B		5-3		4-3		4	0	1	1	0	1	2					
Bob Sadowski, R Jose Santiago, R (1,1) (8,1)		SH3-4		FC2-5		6-3		4-3		2	0	0	0	0	0	1					
Inning Stats	R: 2 E: 0 K: 0 S: 6	H: 4 LOB: 1 BB: 0 P: 6	R: 2 E: 0 K: 1 S: 7	H: 2 LOB: 0 BB: 0 P: 7	R: 0 E: 0 K: 2 S: 6	H: 0 LOB: 1 BB: 1 P: 11	R: 1 E: 0 K: 1 S: 6	H: 1 LOB: 1 BB: 1 P: 10	R: 0 E: 0 K: 1 S: 5	H: 0 LOB: 0 BB: 0 P: 5	R: 0 E: 0 K: 0 S: 4	H: 1 LOB: 1 BB: 0 P: 4	R: 0 E: 0 K: 0 S: 4	H: 1 LOB: 1 BB: 0 P: 4	R: 0 E: 0 K: 0 S: 4	H: 1 LOB: 1 BB: 0 P: 4	1B: 6 2B: 4 3B: 0 HR: 1	SF: 0 SAC: 2 DP: 1 HBP: 1	WP: 0 PB: 1 SB: 0 CS: 1	PA: 36	
PITCHER	IP	WLS	BF	H	R	ER	SO	BB	IBB	HBP	BLK	WP	HR	S	P	ERA	WHIP				
Jim Hannan, R ERA: 7.23 Bob Humphreys, R ERA: 2.45 Diego Segui, R ERA: 3.71 Casey Cox, R ERA: 2.87 (1,1) (2,1) (4,1) (6,1)	1.2	L	10	6	4	4	1	0	0	0	0	0	0	9	18	5.40	1.800				
	1.2		7	1	0	0	2	1	0	0	0	0	0	10	14	0.00	1.200				
	3.0		11	2	0	0	1	0	0	0	0	0	0	13	13	0.00	0.667				

Washington Senators @ Boston Red Sox
Fenway Park, Boston, MA
Wed Jun 01 1966, 7:05 PM EDT
Att: 8,219 - Unknown


AB 30
R 5
H 10
RBI 5
BB 3
SO 6
LOB 17



Batter	1	2	3	4	5	6	7	8	9	AB	R	H	RBI	BB	SO	LOB	TOP										
Bob Saverine, S OBP: 0.275, SLG: 0.319 (1, 4)	F7		E 1B 1B BB	F6	G3			WP BB 2B F6		5	2	1	0	1	0	5											
Ken McMullen, R OBP: 0.284, SLG: 0.351 (1, 5)	5-3		F4 1B 1B	F3		FC6-4 1B 1B		0-3 K 1B	0-3 K	6	1	2	0	0	2	2											
Jim King, L OBP: 0.364, SLG: 0.449 Fred Valentine, S OBP: 0.360, SLG: 0.462 (1, 9) (8, 9)	BB 2B		F4 1-2 2-3		BB E BLK BB	FC6-4 1B		0-3 K BB E	F2	4	2	2	0	1	1	3											
Frank Howard, R OBP: 0.341, SLG: 0.429 (1, 7)	BB BB		HR 1B		BLK BB 1B	FC6-4 G3-6-3 1B		4-0 BB E	0-3 K	4	3	1	2	2	1	3											
Dick Nen, L OBP: 0.315, SLG: 0.330 (1, 3)	1-2 2-3 BB		2H 3H HR 1B		F7	G3-6-3 1-2 2-3		4-0 E 1B BB		3	2	1	3	2	0	4											
Don Lock, R OBP: 0.379, SLG: 0.474 (1, 8)	K		6-3		BLK 1B BB			0-0 F7	E7 1B	4	2	1	1	1	1	3											
Doug Camilli, R OBP: 0.216, SLG: 0.224 (1, 2)		0-3 K	F6		1-2 2-3 3H K			0-0 F4	1B 1B	5	0	1	2	0	2	2											
Ed Brinkman, R OBP: 0.256, SLG: 0.282 (1, 6)		0-0 F9		SH1-4 1B	2H 3H 1B			0-0 K	0-3 K	5	0	3	2	0	1	1											
Phil Ortega, R OBP: 0.190, SLG: 0.056 Willie Kirkland, L OBP: 0.256, SLG: 0.147 Ron Kline, R OBP: 0.400, SLG: 0.250 (1, 1) (8, PH) (8, 1)	6-3			SH1-4 1-2 BB				0-3 K	0-0 1B	2	0	0	0	1	1	1											
Inning Stats	R: 0 E: 0 K: 1 S: 6	H: 1 LOB: 3 BB: 2 P: 14	R: 0 E: 0 K: 1 S: 5	H: 0 LOB: 0 BB: 0 P: 5	R: 4 E: 1 K: 0 S: 6	H: 3 LOB: 0 BB: 1 P: 10	R: 0 E: 0 K: 0 S: 4	H: 1 LOB: 1 BB: 0 P: 4	R: 3 E: 1 K: 1 S: 7	H: 1 LOB: 2 BB: 3 P: 19	R: 0 E: 0 K: 0 S: 4	H: 2 LOB: 1 BB: 0 P: 4	R: 0 E: 0 K: 1 S: 6	H: 1 LOB: 1 BB: 0 P: 6	R: 5 E: 1 K: 3 S: 14	H: 4 LOB: 2 BB: 2 P: 22	R: 0 E: 0 K: 2 S: 7	H: 0 LOB: 0 BB: 0 P: 7	1B: 10 2B: 2 3B: 0 HR: 1	SF: 0 SAC: 1 DP: 1 HBP: 0	WP: 1 PB: 0 CS: 0	PA: 49					
PITCHER	IP	WLS	BF	H	R	ER	SO	BB	IBB	HBP	BLK	WP	HR	S	P	ERA	WHIP										
Jerry Stephenson, R ERA: 5.99 Darrell Brandon, R ERA: 4.96 Dave Morehead, R ERA: 4.15 Dan Osinski, R ERA: 9.0 Ken Sanders, R ERA: 2.98 (1, 1) (5, 1) (6, 1) (8, 1) (9, 1)	4.1	L	24	5	7	4	2	5	0	0	0	0	1	23	43	8.31	2.308										

Washington Senators @ Boston Red Sox
Fenway Park, Boston, MA
Thu Jun 02 1966, 3:33 AM EDT
Att: 2,889 - Unknown


AB 40
R 12
H 13
RBI 10
BB 8
SO 9
LOB 24



Batter	1	2	3	4	5	6	7	8	9	AB	R	H	RBI	BB	SO	LOB	BOTTOM										
Joe Foy, R OBP: 0.361, SLG: 0.362 (1, 5)	BLK E BB		F9		F3		F6			3	1	0	0	1	0	4											
Jim Gosger, L OBP: 0.321, SLG: 0.337 (1, 8)	E3 1H 1B		F8		G4-6-3 1-2			L3-1		4	0	1	0	0	0	2											
Carl Yastrzemski, L OBP: 0.376, SLG: 0.499 Ken Sanders, R (1, 7) (9, 1)	F7		G6-4-3 1B		F8			G6-4-3 1B		4	0	2	0	0	0	1											
George Scott, R OBP: 0.344, SLG: 0.558 (1, 3)	K		G6-4-3 1-2		F5			G6-4-3 1-2		4	0	0	0	0	1	3											
Tony Conigliaro, R OBP: 0.274, SLG: 0.415 (1, 9)			F8		F9			F9 1B 1B		3	0	1	0	1	0	0											
Dalton Jones, L OBP: 0.286, SLG: 0.376 (1, 4)	F3				F8		4-3		L9	4	0	0	0	0	0	3											
Mike Ryan, R OBP: 0.240, SLG: 0.281 (1, 2)			F9		K			1-6-3 1B 1B		4	1	2	0	0	1	0											
George Smith, R OBP: 0.253, SLG: 0.261 (1, 6)			FC1-6 1B				1-6-3		F9	4	0	2	0	0	0	3											
Jerry Stephenson, L OBP: 0.125, SLG: 0.225 Darrell Brandon, R Rico Petrocelli, R Jose Santiago, R Dave Morehead, R Lenny Green, L Dan Osinski, R Joe Christopher, R (1, 1) (5, 1) (5, PH) (6, 1) (7, PH) (8, 1) (8, 1) (9, 7)	7.0	W	28	7	2	1	2	2	0	0	1	1	0	30	38	1.29	1.143										
Inning Stats	R: 1 E: 1 K: 1 S: 6	H: 1 LOB: 2 BB: 2 P: 14	R: 0 E: 0 K: 0 S: 4	H: 1 LOB: 1 BB: 0 P: 4	R: 0 E: 0 K: 0 S: 3	H: 1 LOB: 0 BB: 0 P: 3	R: 0 E: 0 K: 1 S: 5	H: 0 LOB: 0 BB: 0 P: 5	R: 0 E: 1 K: 0 S: 4	H: 0 LOB: 2 BB: 0 P: 4	R: 0 E: 0 K: 0 S: 3	H: 0 LOB: 0 BB: 0 P: 3	R: 1 E: 0 K: 0 S: 5	H: 2 LOB: 1 BB: 0 P: 5	R: 0 E: 0 K: 0 S: 3	H: 1 LOB: 0 BB: 0 P: 3	R: 0 E: 0 K: 1 S: 7	H: 2 LOB: 2 BB: 0 P: 7	1B: 9 2B: 0 3B: 0 HR: 0	SF: 0 SAC: 0 DP: 3 HBP: 0	WP: 0 PB: 0 CS: 0	PA: 36					
PITCHER	IP	WLS	BF	H	R	ER	SO	BB	IBB	HBP	BLK	WP	HR	S	P	ERA	WHIP										
Phil Ortega, R ERA: 2.41 Ron Kline, R ERA: 3.13 (1, 1) (8, 1)	2.0	S	8	3	0	0	1	0	0	0	0	0	0	10	10	0.00	1.500										

Washington Senators @ Boston Red Sox
Fenway Park, Boston, MA
Thu Jun 02 1966, 3:33 AM EDT
Att: 2,889 - Unknown

AB 34
R 2
H 9
RBI 1
BB 2
SO 3
LOB 20



Batter	1	2	3	4	5	6	7	8	9	AB	R	H	RBI	BB	SO	LOB	TOP					
Bob Saverine, S (1, 4) OBP: 0.284, SLG: 0.306										4	0	0	0	0	0	1	Washington Senators @ Chicago White Sox Comiskey Park, Chicago, IL Fri Jun 03 1966, 8:05 PM EDT Att: 11,845 - Unknown 					
Ken McMullen, R (1, 5) OBP: 0.277, SLG: 0.342										4	0	0	0	0	0	0						
Jim King, L (1, 9) Fred Valentine, S (7, PR) OBP: 0.374, SLG: 0.436 OBP: 0.364, SLG: 0.462										3	0	0	0	0	0	0						
Frank Howard, R (1, 7) OBP: 0.339, SLG: 0.425										4	0	1	0	0	0	2						
Dick Nen, L (1, 3) Dick Lines, R (8, 1)										3	0	0	0	0	1	3						
Don Lock, R (1, 8) OBP: 0.370, SLG: 0.460										3	0	0	0	0	1	0						
Doug Camilli, R (1, 2) OBP: 0.241, SLG: 0.250										3	0	2	0	0	1	0						
Ed Brinkman, R (1, 6) Don Blasingame, L (7, 6) OBP: 0.253, SLG: 0.279 OBP: 0.289, SLG: 0.238										2	0	0	0	0	0	1						
Mike McCormick, L (1, 1) Bob Humphreys, R (4, 1) Willie Kirkland, L (6, PH) Jim Hannan, R (6, 1) Bob Chance, L (8, PH) OBP: 0.220, SLG: 0.342										1	0	0	0	0	0	0						
Inning Stats	R: 0 E: 0 K: 0 S: 3	H: 0 LOB: 0 BB: 0 P: 3	R: 0 E: 0 K: 0 S: 3	H: 1 LOB: 0 BB: 0 P: 3	R: 0 E: 0 K: 1 S: 5	H: 0 LOB: 0 BB: 0 P: 5	R: 0 E: 0 K: 0 S: 3	H: 0 LOB: 0 BB: 0 P: 3	R: 0 E: 0 K: 1 S: 5	H: 1 LOB: 1 BB: 0 P: 5	R: 0 E: 0 K: 0 S: 4	H: 0 LOB: 2 BB: 0 P: 4	R: 0 E: 1 K: 0 S: 4	H: 0 LOB: 0 BB: 0 P: 4	R: 0 E: 0 K: 1 S: 6	H: 1 LOB: 1 BB: 0 P: 6		R: 0 E: 0 K: 0 S: 3	H: 0 LOB: 1 BB: 1 P: 7	1B: 3 2B: 0 3B: 0 HR: 0	SF: 0 SAC: 0 DP: 1 HBP: 0	WP: 0 PB: 0 CS: 0
PITCHER Jack Lamabe, R (1, 1) ERA: 2.43	IP: 9.0 WLS: W BF: 31 H: 3 R: 0 ER: 0 SO: 3 BB: 1 IBB: 0 HBP: 0 BLK: 0 WP: 0 HR: 0 S: 36 P: 40 ERA: 0.00 WHIP: 0.444															PITCHER						

Batter	1	2	3	4	5	6	7	8	9	AB	R	H	RBI	BB	SO	LOB	BOTTOM			
Al Weis, S (1, 4) OBP: 0.261, SLG: 0.167										4	0	2	2	0	2	1	Washington Senators @ Chicago White Sox Comiskey Park, Chicago, IL Fri Jun 03 1966, 8:05 PM EDT Att: 11,845 - Unknown 			
Don Buford, S (1, 5) OBP: 0.298, SLG: 0.312										4	0	0	0	0	1	1				
Tommye Agee, R (1, 7) OBP: 0.328, SLG: 0.383										4	0	1	0	0	1	0				
Bill Skowron, R (1, 3) Tom McCraw, L (6, 3) OBP: 0.281, SLG: 0.327 OBP: 0.306, SLG: 0.307										3	2	3	0	0	0	0				
Lee Elia, R (1, 6) OBP: 0.250, SLG: 0.296										4	1	2	1	0	0	1				
Floyd Robinson, L (1, 9) OBP: 0.376, SLG: 0.431										3	3	2	2	1	0	0				
Ken Berry, R (1, 8) OBP: 0.246, SLG: 0.254										3	1	1	0	0	0	3				
J.C. Martin, L (1, 2) OBP: 0.322, SLG: 0.340										2	1	2	3	0	0	0				
Jack Lamabe, R (1, 1)										3	0	0	0	0	2	3				
Inning Stats	R: 0 E: 0 K: 1 S: 5	H: 3 LOB: 0 BB: 0 P: 8	R: 3 E: 0 K: 1 S: 8	H: 3 LOB: 0 BB: 0 P: 8	R: 0 E: 0 K: 1 S: 5	H: 1 LOB: 0 BB: 0 P: 5	R: 4 E: 0 K: 0 S: 7	H: 5 LOB: 1 BB: 0 P: 7	R: 0 E: 0 K: 0 S: 4	H: 2 LOB: 1 BB: 0 P: 4	R: 1 E: 0 K: 2 S: 8	H: 1 LOB: 1 BB: 1 P: 12	R: 0 E: 0 K: 1 S: 5	H: 0 LOB: 0 BB: 0 P: 5	R: 0 E: 0 K: 0 S: 3	H: 1 LOB: 1 BB: 0 P: 3		1B: 10 2B: 2 3B: 1 HR: 0	SF: 1 SAC: 1 DP: 0 HBP: 0	WP: 0 PB: 0 CS: 2
PITCHER Mike McCormick, L (1, 1) ERA: 4.11 Bob Humphreys, R (4, 1) ERA: 3.38 Jim Hannan, R (6, 1) ERA: 6.97 Dick Lines, L (8, 1) ERA: 1.89	IP: 3.0 WLS: L BF: 13 H: 5 R: 4 ER: 4 SO: 3 BB: 0 IBB: 0 HBP: 0 BLK: 0 WP: 0 HR: 0 S: 19 P: 19 ERA: 12.00 WHIP: 1.667															PITCHER				

Batter	1	2	3	4	5	6	7	8	9	AB	R	H	RBI	BB	SO	LOB	TOP
Bob Saverine, S (1,4) OBP: 0.284, SLG: 0.304										4	0	1	0	0	0	0	
Fred Valentine, S (1,8) OBP: 0.356, SLG: 0.451										4	0	0	0	0	0	1	
Willie Kirkland, L (1,7) OBP: 0.233, SLG: 0.132										3	0	0	0	0	0	0	
Jim King, L (1,9) OBP: 0.364, SLG: 0.423										3	0	0	0	0	0	0	
Dick Nen, L (1,3) OBP: 0.301, SLG: 0.314										3	0	0	0	0	0	0	
Ken McMullen, R (1,5) OBP: 0.290, SLG: 0.355										3	0	3	0	0	0	0	
Doug Camilli, R (1,2) OBP: 0.232, SLG: 0.241										2	0	0	0	0	0	2	AB
Bob Chance, L (8, PH) OBP: 0.195, SLG: 0.333										1	0	0	0	1	1		R
Jim French, L (8,2) OBP: 0.333, SLG: 0.176										0	0	0	0	0	0		H
Ed Brinkman, R (1,6) OBP: 0.250, SLG: 0.275										2	0	0	0	0	0		RBI
Frank Howard, R (8, PH) OBP: 0.337, SLG: 0.422										1	0	0	0	0	1		BB
Casey Cox, R (8,1)										0	0	0	0	0	0		SO
Pete Richert, L (1,1) OBP: 0.147, SLG: 0.147										2	0	0	0	1	1		LOB
Don Blasingame, L (8,4) OBP: 0.286, SLG: 0.235										1	0	0	0	0	0		
Inning Stats	R: 0 E: 0 S: 3	H: 1 LOB: 0 BB: 0 P: 3	R: 0 E: 0 S: 4	H: 1 LOB: 1 BB: 0 P: 4	R: 0 E: 0 S: 5	H: 0 LOB: 0 BB: 0 P: 5	R: 0 E: 0 S: 3	H: 0 LOB: 0 BB: 0 P: 3	R: 0 E: 0 S: 3	H: 0 LOB: 0 BB: 0 P: 3	R: 0 E: 0 S: 6	H: 1 LOB: 1 BB: 0 P: 6	R: 0 E: 0 S: 3	H: 0 LOB: 0 BB: 0 P: 3	1B: 4 2B: 0 3B: 0 HR: 0	SF: 0 SAC: 0 DP: 2 HBP: 0	WP: 0 PA: 29 CS: 0
PITCHER John Buzhardt, R (1,1) ERA: 2.0	IP: 9.0 WLS: W BF: 29 H: 4 R: 0 ER: 0 SO: 2 BB: 0 IBB: 0 HBP: 0 BLK: 0 WP: 0 HR: 0 S: 33 P: 33 ERA: 0.00 WHIP: 0.444																

Washington Senators @ Chicago White Sox
Comiskey Park, Chicago, IL
Sat Jun 04 1966, 4:33 AM EDT
Att: 5,453 - Unknown

AB	29
R	0
H	4
RBI	0
BB	0
SO	2
LOB	5



Batter	1	2	3	4	5	6	7	8	9	AB	R	H	RBI	BB	SO	LOB	BOTTOM		
Al Weis, S (1,4) OBP: 0.253, SLG: 0.160										3	0	0	0	0	2	1			
Don Buford, S (1,5) OBP: 0.297, SLG: 0.307										3	0	0	0	1	1	1			
Tommy Agee, R (1,7) OBP: 0.321, SLG: 0.374										4	0	0	0	0	1	1			
John Romano, R (1,2) OBP: 0.448, SLG: 0.494										3	2	2	1	1	0	0			
Bill Skowron, R (1,3) OBP: 0.291, SLG: 0.355										3	1	2	0	0	0	1			
Tom McCraw, L (6, PR) OBP: 0.313, SLG: 0.307										0	1	0	0	0	0	0			
Lee Elia, R (1,6) OBP: 0.250, SLG: 0.355										4	2	1	2	0	0	2			
Floyd Robinson, L (1,9) OBP: 0.373, SLG: 0.422										3	0	0	0	1	1	3			
Ken Berry, R (1,8) OBP: 0.246, SLG: 0.254										4	0	1	1	0	2	1			
John Buzhardt, R (1,1) OBP: 0.158, SLG: 0.059										2	0	1	1	1	0	0			
Inning Stats	R: 0 E: 0 S: 5	H: 0 LOB: 0 BB: 0 P: 5	R: 3 E: 2 S: 12	H: 2 LOB: 1 BB: 1 P: 16	R: 0 E: 0 S: 5	H: 1 LOB: 1 BB: 1 P: 9	R: 0 E: 0 S: 3	H: 0 LOB: 0 BB: 0 P: 3	R: 0 E: 0 S: 5	H: 0 LOB: 0 BB: 0 P: 5	R: 1 E: 0 S: 5	H: 2 LOB: 2 BB: 0 P: 5	R: 0 E: 0 S: 5	H: 0 LOB: 1 BB: 1 P: 9	R: 2 E: 0 S: 4	H: 2 LOB: 2 BB: 1 P: 9	1B: 3 2B: 2 3B: 1 HR: 1	SF: 0 SAC: 1 DP: 0 HBP: 1	WP: 0 PA: 35 CS: 1
PITCHER Pete Richert, L (1,1) ERA: 2.36	IP: 7.0 WLS: L BF: 29 H: 4 R: 4 ER: 3 SO: 7 BB: 3 IBB: 0 HBP: 0 BLK: 0 WP: 0 HR: 1 S: 40 P: 52 ERA: 3.86 WHIP: 1.143																		
Casey Cox, R (8,1) ERA: 3.25	IP: 1.0 WLS: L BF: 6 H: 2 R: 2 ER: 2 SO: 0 BB: 0 IBB: 1 HBP: 1 BLK: 0 WP: 0 HR: 0 S: 4 P: 9 ERA: 18.00 WHIP: 2.000																		

Washington Senators @ Chicago White Sox
Comiskey Park, Chicago, IL
Sat Jun 04 1966, 4:33 AM EDT
Att: 5,453 - Unknown

AB	29
R	6
H	7
RBI	5
BB	4
SO	7
LOB	10



Batter	1	2	3	4	5	6	7	8	9	AB	R	H	RBI	BB	SO	LOB	TOP					
Fred Valentine, S (1, 8) OBP: 0.364, SLG: 0.458										4	0	3	1	0	0	0	Washington Senators @ Chicago White Sox Comiskey Park, Chicago, IL Sun Jun 05 1966, 4:33 AM EDT Unknown livebaseballscorecards.com					
Bob Saverine, S (1, 4) OBP: 0.281, SLG: 0.314										3	0	2	0	1	0	1						
Jim King, L (1, 9) OBP: 0.361, SLG: 0.417										4	0	1	0	0	0	4						
Frank Howard, R (1, 7) OBP: 0.330, SLG: 0.412										4	0	0	0	0	3	4						
Dick Nen, L (1, 3) OBP: 0.307, SLG: 0.309										2	0	0	0	2	0	2						
Ken McMullen, R (1, 5) OBP: 0.285, SLG: 0.365										4	0	1	0	0	2	2						
Paul Casanova, R (1, 2) OBP: 0.250, SLG: 0.395										3	0	0	0	0	0	2						
Bob Chance, L (9, PH) OBP: 0.214, SLG: 0.350										1	0	1	0	0	0	0						
Don Blasingame, L (9, PR) OBP: 0.286, SLG: 0.235										0	0	0	0	0	0	0						
Ed Brinkman, R (1, 6) OBP: 0.250, SLG: 0.287										4	1	1	0	0	1	2						
Diego Segui, R (1, 1) OBP: 0.333, SLG: 0.250										2	0	0	0	0	1	0						
Willie Kirkland, L (7, PH) OBP: 0.227, SLG: 0.128										1	0	0	0	0	1	1						
Casey Cox, R (7, 1) OBP: 0.286, SLG: 0.235										0	0	0	0	0	0	0						
Dick Lines, R (8, 1) OBP: 0.286, SLG: 0.235										0	0	0	0	0	0	0						
Don Lock, R (9, PH) OBP: 0.367, SLG: 0.455										1	0	0	0	0	0	1						
Inning Stats	R: 0 E: 0 K: 1 S: 6	H: 1 LOB: 2 BB: 1 P: 10	R: 0 E: 0 K: 1 S: 5	H: 0 LOB: 0 BB: 0 P: 5	R: 0 E: 0 K: 0 S: 5	H: 2 LOB: 2 BB: 0 P: 5	R: 0 E: 0 K: 0 S: 4	H: 1 LOB: 1 BB: 0 P: 4	R: 0 E: 0 K: 1 S: 6	H: 2 LOB: 1 BB: 0 P: 6	R: 0 E: 0 K: 2 S: 7	H: 0 LOB: 1 BB: 1 P: 11	R: 1 E: 0 K: 1 S: 6	H: 2 LOB: 0 BB: 0 P: 6	R: 0 E: 0 K: 1 S: 5	H: 0 LOB: 1 BB: 1 P: 9	R: 0 E: 0 K: 1 S: 5	H: 1 LOB: 1 BB: 0 P: 5	1B: 7 2B: 0 3B: 2 HR: 0	SF: 0 SAC: 0 DP: 2 HBP: 0	WP: 0 BS: 0 CS: 2	PA: 37
PITCHER	IP	WLS	BF	H	R	ER	SO	BB	IBB	HBP	BLK	WP	HR	S	P	ERA	WHIP					
Joe Horlen, R (1, 1) ERA: 2.53	6.1	W	28	8	1	1	6	2	0	0	0	0	0	38	46	1.42	1.579					
Bob Locker, R (7, 1) ERA: 1.99	2.2	S	8	1	0	0	2	1	0	0	0	0	0	11	15	0.00	0.750					

Batter	1	2	3	4	5	6	7	8	9	AB	R	H	RBI	BB	SO	LOB	BOTTOM				
Tommie Agee, R (1, 8) OBP: 0.325, SLG: 0.406										4	1	2	4	0	1	0	Washington Senators @ Chicago White Sox Comiskey Park, Chicago, IL Sun Jun 05 1966, 4:33 AM EDT Unknown livebaseballscorecards.com				
Don Buford, S (1, 5) OBP: 0.291, SLG: 0.300										4	0	0	0	0	0	1					
Tom McCraw, L (1, 7) OBP: 0.304, SLG: 0.298										3	0	0	0	0	1	0					
Floyd Robinson, L (1, 9) OBP: 0.372, SLG: 0.416										2	0	0	0	1	0	0					
John Romano, R (1, 2) OBP: 0.435, SLG: 0.476										3	0	0	0	0	1	1					
Bill Skowron, R (1, 3) OBP: 0.283, SLG: 0.345										3	0	0	0	0	1	1					
Ken Berry, R (8, 7) OBP: 0.246, SLG: 0.254										0	0	0	0	0	0	0					
Lee Elia, R (1, 6) OBP: 0.257, SLG: 0.353										3	1	1	0	0	0	1					
Al Weis, S (1, 4) OBP: 0.255, SLG: 0.167										3	2	1	0	0	0	0					
Joe Horlen, R (1, 1) OBP: 0.100, SLG: 0.053										2	0	0	0	0	2	2					
Bob Locker, S (7, 1) OBP: 0.286, SLG: 0.167										1	0	0	0	0	1	1					
Inning Stats	R: 0 E: 0 K: 0 S: 3	H: 0 LOB: 0 BB: 0 P: 3	R: 0 E: 0 K: 1 S: 5	H: 0 LOB: 0 BB: 0 P: 5	R: 3 E: 0 K: 1 S: 8	H: 3 LOB: 0 BB: 0 P: 8	R: 0 E: 0 K: 1 S: 5	H: 0 LOB: 1 BB: 1 P: 9	R: 0 E: 0 K: 2 S: 7	H: 0 LOB: 0 BB: 0 P: 7	R: 0 E: 0 K: 1 S: 5	H: 0 LOB: 0 BB: 0 P: 5	R: 0 E: 0 K: 0 S: 3	H: 0 LOB: 0 BB: 0 P: 3	R: 1 E: 1 K: 1 S: 6	H: 1 LOB: 0 BB: 0 P: 6	1B: 2 2B: 1 3B: 1 HR: 1	SF: 0 SAC: 0 DP: 1 HBP: 0	WP: 0 BS: 0 CS: 0	PA: 29	
PITCHER	IP	WLS	BF	H	R	ER	SO	BB	IBB	HBP	BLK	WP	HR	S	P	ERA	WHIP				
Diego Segui, R (1, 1) ERA: 3.83	6.0	L	22	3	3	3	6	1	0	0	0	0	0	33	37	4.50	0.667				
Casey Cox, R (7, 1) ERA: 3.15	1.1		6	1	1	0	1	0	0	0	0	0	0	8	8	0.00	0.750				
Dick Lines, L (8, 1) ERA: 1.83	0.2		1	0	0	0	0	0	0	0	0	0	0	1	1	0.00	0.000				

Batter	1	2	3	4	5	6	7	8	9	AB	R	H	RBI	BB	SO	LOB	TOP		
Fred Valentine, S OBP: 0.356, SLG: 0.447	F5		L9			4-3			6-3	4	0	0	0	0	0	1	Washington Senators @ Chicago White Sox Comiskey Park, Chicago, IL Sun Jun 05 1966, 4:38 AM EDT Att: 14,683 - Unknown		
Bob Saverine, S OBP: 0.280, SLG: 0.306	3-1		P4			HBP			P6	3	0	0	0	0	0	1			
Frank Howard, R OBP: 0.328, SLG: 0.408	L6			K		K			FC6-4 1B	4	0	1	0	0	2	1			
Ken McMullen, R OBP: 0.288, SLG: 0.362		5-3		F7					FC6-4	4	0	1	0	0	0	1			
Ken Hamlin, R OBP: 0.267, SLG: 0.231		P4		5-3						3	0	0	0	0	0	1			
Bob Chance, L OBP: 0.222, SLG: 0.333					K				G1-6-3	2	0	0	0	1	1	1			
Doug Camilli, R OBP: 0.220, SLG: 0.228					G3				K	3	0	0	0	0	1	1			
Ed Brinkman, R OBP: 0.251, SLG: 0.283					6-3				P4	2	0	0	0	1	0	0			
Dick Bosman, R OBP: 0.286, SLG: 0.250										0	0	0	0	0	0	0			
Dick Lines, R OBP: 0.247, SLG: 0.090										0	0	0	0	0	0	0			
Paul Casanova, R OBP: 0.247, SLG: 0.090										1	0	0	0	0	1	0			
Bob Humphreys, R OBP: 0.247, SLG: 0.090										0	0	0	0	0	0	0			
Jim Hannan, R OBP: 0.247, SLG: 0.090										0	0	0	0	0	0	0			
Willie Kirkland, L OBP: 0.222, SLG: 0.125										1	0	0	0	0	0	0			
Ron Kline, R OBP: 0.250, SLG: 0.250										0	0	0	0	0	0	0			
Mike McCormick, L OBP: 0.233, SLG: 0.421										0	0	0	0	0	0	0			
Inning Stats	R: 0 E: 0 K: 0 S: 3	H: 0 LOB: 0 BB: 0 P: 3	R: 0 E: 0 K: 0 S: 3	H: 0 LOB: 1 BB: 1 P: 7	R: 0 E: 0 K: 1 S: 3	H: 0 LOB: 0 BB: 0 P: 5	R: 0 E: 0 K: 1 S: 5	H: 0 LOB: 0 BB: 0 P: 5	R: 0 E: 0 K: 2 S: 7	H: 1 LOB: 0 BB: 0 P: 8	R: 0 E: 0 K: 0 S: 3	H: 0 LOB: 0 BB: 0 P: 3	R: 0 E: 0 K: 1 S: 5	H: 0 LOB: 0 BB: 0 P: 5	R: 0 E: 0 K: 0 S: 4	H: 1 LOB: 1 BB: 0 P: 4	1B: 2 2B: 0 3B: 0 HR: 0	SF: 0 SAC: 1 DP: 1 HBP: 1	WP: 0 PA: 31 CS: 0
PITCHER Gary Peters, L ERA: 2.19	IP: 9.0 WLS: W BF: 31 H: 2 R: 0 ER: 0 SO: 5 BB: 2 IBB: 0 HBP: 1 BLK: 0 WP: 0 HR: 0 S: 38 P: 47 ERA: 0.00 WHIP: 0.444															PITCHER Mike McCormick, L ERA: 4.09	IP: 0.1 WLS: L BF: 1 H: 0 R: 0 ER: 0 SO: 0 BB: 0 IBB: 0 HBP: 0 BLK: 0 WP: 0 HR: 0 S: 1 P: 1 ERA: 0.00 WHIP: 0.000		

Batter	1	2	3	4	5	6	7	8	9	AB	R	H	RBI	BB	SO	LOB	BOTTOM
Tommie Agee, R OBP: 0.327, SLG: 0.406	E4 SF9		5-3	1-3		SH1-4				5	3	2	1	0	0	1	Washington Senators @ Chicago White Sox Comiskey Park, Chicago, IL Sun Jun 05 1966, 4:38 AM EDT Att: 14,683 - Unknown
Don Buford, S OBP: 0.296, SLG: 0.317	E4 L6 SF9					SH1-4 1B			F7	3	1	1	2	1	0	2	
Gene Freese, R OBP: 0.309, SLG: 0.387						BLK 1B				0	0	0	0	0	0	0	
Tom McCraw, L OBP: 0.308, SLG: 0.306	SF9		G3		SH1-4	F7				4	2	2	3	0	0	1	
Floyd Robinson, L OBP: 0.379, SLG: 0.414	L6		WP			F9 1B			E4	4	1	1	0	2	0	3	
Bill Skowron, R OBP: 0.279, SLG: 0.339		4-3				FC4-6 BB				2	0	0	0	0	0	2	
Ken Berry, R OBP: 0.254, SLG: 0.261						FC4-6 BB				2	1	1	0	0	0	2	
J.C. Martin, L OBP: 0.359, SLG: 0.431						FC4-6				5	2	4	3	0	0	0	
Jerry McNertney, R OBP: 0.385, SLG: 0.304		2B				FC4-6				0	0	0	0	0	0	0	
Lee Elia, R OBP: 0.275, SLG: 0.368										4	0	1	1	1	0	3	
Al Weis, S OBP: 0.255, SLG: 0.167										0	0	0	0	0	0	0	
Smoky Burgess, L OBP: 0.269, SLG: 0.211										1	0	1	2	0	0	0	
Wayne Causey, L OBP: 0.298, SLG: 0.245										2	1	1	0	0	0	0	
Gary Peters, L OBP: 0.261, SLG: 0.391										3	1	1	0	0	0	2	
Inning Stats	R: 1 E: 2 K: 0 S: 4	H: 0 LOB: 0 BB: 0 P: 4	R: 1 E: 0 K: 0 S: 5	H: 2 LOB: 1 BB: 0 P: 5	R: 0 E: 0 K: 0 S: 2	H: 0 LOB: 1 BB: 1 P: 6	R: 2 E: 0 K: 0 S: 4	H: 2 LOB: 2 BB: 2 P: 12	R: 2 E: 0 K: 0 S: 6	H: 3 LOB: 2 BB: 1 P: 10	R: 0 E: 0 K: 0 S: 3	H: 0 LOB: 0 BB: 0 P: 3	R: 4 E: 1 K: 0 S: 8	H: 4 LOB: 1 BB: 0 P: 8	1B: 11 2B: 3 3B: 1 HR: 1	SF: 1 SAC: 4 DP: 1 HBP: 0	WP: 1 PA: 44 CS: 0
PITCHER Dick Bosman, R ERA: 6.17	IP: 0.2 WLS: L BF: 4 H: 2 R: 0 ER: 0 SO: 0 BB: 0 IBB: 0 HBP: 0 BLK: 0 WP: 0 HR: 0 S: 4 P: 4 ERA: 1.77															PITCHER Mike McCormick, L ERA: 4.09	IP: 0.1 WLS: L BF: 1 H: 0 R: 0 ER: 0 SO: 0 BB: 0 IBB: 0 HBP: 0 BLK: 0 WP: 0 HR: 0 S: 1 P: 1 ERA: 0.00 WHIP: 0.000
PITCHER Dick Lines, L ERA: 1.77	IP: 0.2 WLS: L BF: 4 H: 2 R: 0 ER: 0 SO: 0 BB: 0 IBB: 0 HBP: 0 BLK: 0 WP: 0 HR: 0 S: 4 P: 4 ERA: 1.77															PITCHER Bob Humphreys, R ERA: 4.01	IP: 0.2 WLS: L BF: 5 H: 3 R: 2 ER: 2 SO: 0 BB: 0 IBB: 0 HBP: 0 BLK: 1 WP: 0 HR: 0 S: 5 P: 5 ERA: 4.01
PITCHER Jim Hannan, R ERA: 6.55	IP: 1.1 WLS: L BF: 5 H: 0 R: 0 ER: 0 SO: 0 BB: 1 IBB: 0 HBP: 0 BLK: 0 WP: 0 HR: 0 S: 4 P: 8 ERA: 6.55															PITCHER Ron Kline, R ERA: 3.62	IP: 0.2 WLS: L BF: 7 H: 4 R: 4 ER: 2 SO: 0 BB: 0 IBB: 0 HBP: 0 BLK: 0 WP: 0 HR: 1 S: 7 P: 7 ERA: 3.62

Batter	1	2	3	4	5	6	7	8	9	AB	R	H	RBI	BB	SO	LOB	TOP			
Luis Aparicio, R OBP: 0.274, SLG: 0.353 (1, 6)										4	1	1	0	0	0	0	Baltimore Orioles @ Washington Senators D.C. Stadium, Washington, DC Mon Jun 06 1966, 7:05 PM EDT Att: 7,418 - Unknown			
Russ Snyder, L OBP: 0.390, SLG: 0.422 (1, 8)										3	0	0	0	0	1	0				
Frank Robinson, R OBP: 0.466, SLG: 0.697 (1, 9)										3	2	2	3	1	0	0				
Brooks Robinson, R OBP: 0.353, SLG: 0.498 (1, 5)										4	0	0	0	0	1	1				
Boog Powell, L OBP: 0.376, SLG: 0.483 (1, 3)										2	0	0	0	1	1	0				
Curt Blefary, L OBP: 0.346, SLG: 0.475 (1, 7)										3	0	0	0	0	0	1				
Davey Johnson, R OBP: 0.295, SLG: 0.360 (1, 4)										3	0	2	0	0	0	0				
Andy Etchebarren, R OBP: 0.296, SLG: 0.392 (1, 2)										3	0	0	0	0	0	2				
John Miller, R (1, 1)										2	0	0	0	0	0	0				
Woodie Held, R OBP: 0.400, SLG: 0.429 (8, PH)										1	0	0	0	0	1	1				
Moe Drabowsky, R OBP: 0.500, SLG: 0.250 (8, 1)										0	0	0	0	0	0	0				
Inning Stats	R: 1 E: 0 K: 0 S: 4	H: 1 LOB: 0 BB: 0 P: 4	R: 0 E: 0 K: 0 S: 2	H: 0 LOB: 0 BB: 1 P: 6	R: 0 E: 0 K: 0 S: 3	H: 0 LOB: 0 BB: 0 P: 3	R: 1 E: 0 K: 2 S: 8	H: 1 LOB: 0 BB: 0 P: 8	R: 0 E: 0 K: 0 S: 3	H: 0 LOB: 0 BB: 0 P: 3	R: 0 E: 0 K: 1 S: 4	H: 0 LOB: 0 BB: 1 P: 8	R: 0 E: 0 K: 1 S: 6	H: 1 LOB: 1 BB: 0 P: 6	R: 1 E: 0 K: 0 S: 4	H: 1 LOB: 0 BB: 0 P: 4	1B: 2 2B: 1 3B: 0 HR: 2	SF: 0 SAC: 1 DP: 3 HBP: 0	WP: 0 PB: 0 SB: 0 CS: 0	PA: 31
PITCHER Phil Ortega, R ERA: 2.48 (1, 1)	IP: 9.0 WLS: W BF: 31 H: 5 R: 3 ER: 3 SO: 4 BB: 2 IBB: 0 HBP: 0 BLK: 0 WP: 0 HR: 2 S: 37 P: 45 ERA: 3.00 WHIP: 0.778															PITCHER IP: WLS: BF: H: R: ER: SO: BB: IBB: HBP: BLK: WP: HR: S: P: ERA: WHIP:				

Batter	1	2	3	4	5	6	7	8	9	AB	R	H	RBI	BB	SO	LOB	BOTTOM			
Fred Valentine, S OBP: 0.349, SLG: 0.437 (1, 8)										4	0	0	0	0	0	1	Baltimore Orioles @ Washington Senators D.C. Stadium, Washington, DC Mon Jun 06 1966, 7:05 PM EDT Att: 7,418 - Unknown			
Bob Saverine, S OBP: 0.279, SLG: 0.297 (1, 4)										3	1	0	0	1	1	0				
Jim King, L OBP: 0.365, SLG: 0.414 (1, 9)										3	1	1	0	1	0	2				
Frank Howard, R OBP: 0.337, SLG: 0.430 (8, PR)										3	1	2	3	1	0	1				
Willie Kirkland, L OBP: 0.222, SLG: 0.125 (9, 7)										0	0	0	0	0	0	0				
Dick Nen, L OBP: 0.299, SLG: 0.302 (1, 3)										3	0	0	1	0	0	1				
Ken McMullen, R OBP: 0.287, SLG: 0.355 (1, 5)										3	0	0	0	1	0	3				
Paul Casanova, R OBP: 0.238, SLG: 0.375 (1, 2)										3	0	0	0	0	2	2				
Ed Brinkman, R OBP: 0.253, SLG: 0.301 (1, 6)										3	1	1	1	0	0	1				
Phil Ortega, R OBP: 0.208, SLG: 0.095 (1, 1)										3	1	1	0	0	1	0				
Inning Stats	R: 0 E: 0 K: 1 S: 5	H: 0 LOB: 1 BB: 1 P: 9	R: 0 E: 0 K: 1 S: 5	H: 0 LOB: 1 BB: 1 P: 9	R: 3 E: 0 K: 0 S: 5	H: 2 LOB: 0 BB: 1 P: 9	R: 0 E: 0 K: 0 S: 3	H: 0 LOB: 0 BB: 0 P: 3	R: 0 E: 0 K: 1 S: 7	H: 2 LOB: 1 BB: 0 P: 7	R: 1 E: 0 K: 1 S: 6	H: 1 LOB: 0 BB: 0 P: 6	R: 0 E: 0 K: 0 S: 3	H: 0 LOB: 2 BB: 1 P: 7	R: 0 E: 0 K: 0 S: 3	H: 0 LOB: 0 BB: 0 P: 7	1B: 3 2B: 0 3B: 0 HR: 2	SF: 1 SAC: 0 DP: 0 HBP: 0	WP: 0 PB: 0 SB: 1 CS: 0	PA: 33
PITCHER John Miller, R ERA: 5.13 Moe Drabowsky, R ERA: 2.95 (1, 1)	IP: 7.0 WLS: L BF: 29 H: 5 R: 5 ER: 4 SO: 4 BB: 3 IBB: 0 HBP: 0 BLK: 0 WP: 0 HR: 2 S: 34 P: 46 ERA: 5.14 WHIP: 1.143															PITCHER IP: WLS: BF: H: R: ER: SO: BB: IBB: HBP: BLK: WP: HR: S: P: ERA: WHIP:				

Batter	1	2	3	4	5	6	7	8	9	10	11	12	AB	R	H	RBI	BB	SO	LOB	TOP										
Fred Valentine, S OBP: 0.343, SLG: 0.428													6	1	1	0	0	1	3											
Bob Saverine, S OBP: 0.281, SLG: 0.325													6	2	2	1	0	2	1											
Ken Hamlin, R OBP: 0.258, SLG: 0.214													4	1	0	1	1	1	0											
Frank Howard, R OBP: 0.335, SLG: 0.423													3	0	0	0	1	1	1											
Willie Kirkland, L OBP: 0.255, SLG: 0.146													1	0	1	0	1	0	0											
Ken McMullen, R OBP: 0.294, SLG: 0.357													5	0	2	2	1	2	2											
Paul Casanova, R OBP: 0.256, SLG: 0.384													6	0	3	1	0	1	2											
Dick Nen, L OBP: 0.289, SLG: 0.290													5	0	0	0	0	3	4											
Ed Brinkman, R OBP: 0.246, SLG: 0.293													5	0	0	0	0	1	2											
Mike McCormick, L ERA: 2.91													1	0	0	0	0	0	0											
Inning Stats	R: 2 E: 0 K: 2 S: 10	H: 3 LOB: 2 BB: 1 P: 14	R: 0 E: 0 K: 0 S: 3	H: 0 LOB: 0 BB: 0 P: 3	R: 0 E: 0 K: 2 S: 7	H: 0 LOB: 0 BB: 1 P: 7	R: 0 E: 0 K: 2 S: 9	H: 2 LOB: 2 BB: 0 P: 9	R: 0 E: 0 K: 0 S: 3	H: 0 LOB: 0 BB: 0 P: 3	R: 0 E: 0 K: 1 S: 5	H: 0 LOB: 1 BB: 1 P: 9	R: 1 E: 0 K: 1 S: 6	H: 2 LOB: 1 BB: 1 P: 10	R: 0 E: 0 K: 0 S: 3	H: 1 LOB: 1 BB: 0 P: 8	R: 0 E: 0 K: 0 S: 3	H: 0 LOB: 0 BB: 0 P: 3	R: 2 E: 0 K: 2 S: 9	H: 2 LOB: 2 BB: 2 P: 17	1B: 9 2B: 0 3B: 0 HR: 1	SF: 1 SAC: 0 DP: 0 HBP: 0	WP: 0 PB: 1 SB: 2 CS: 1	PA: 52						
PITCHER	IP WLS BF H R ER SO BB IBB HBP BLK WP HR S P ERA WHIP	7.0 0 28 5 2 2 7 2 0 0 0 0 1 17 25 3.00 1.667																												
Frank Bertaina, L ERA: 2.2	(1, 1)																													
Stu Miller, R ERA: 1.73	(8, 1)																													
Eddie Watt, R ERA: 2.78	(11, 1)																													

Washington Senators @ Baltimore Orioles
Memorial Stadium, Baltimore, MD
Tue Jun 07 1966, 7:05 PM EDT
Att. 7,215 - Unknown

AB 44
R 5
H 10
RBI 5
BB 6
SO 12
LOB 17



Batter	1	2	3	4	5	6	7	8	9	10	11	12	AB	R	H	RBI	BB	SO	LOB	BOTTOM											
Luis Aparicio, R OBP: 0.276, SLG: 0.352													6	0	2	0	0	0	1												
Bob Johnson, R OBP: 0.364, SLG: 0.308													3	1	2	0	0	1	1												
Boog Powell, L OBP: 0.375, SLG: 0.476													2	0	0	0	1	0	1												
Frank Robinson, R OBP: 0.471, SLG: 0.696													6	1	4	1	0	1	1												
Brooks Robinson, R OBP: 0.350, SLG: 0.488													4	1	0	0	1	1	4												
Sam Bovens, R OBP: 0.270, SLG: 0.279													3	0	0	0	0	2	4												
Curt Blefary, L OBP: 0.344, SLG: 0.489													2	0	0	0	0	0	0												
Davey Johnson, R OBP: 0.288, SLG: 0.357													4	0	1	2	1	0	1												
Paul Blair, R OBP: 0.291, SLG: 0.352													2	0	1	1	0	0	0												
Russ Snyder, L OBP: 0.388, SLG: 0.413													2	1	0	0	1	0	1												
Andy Etchebarren, R OBP: 0.288, SLG: 0.404													5	1	2	1	0	1	0												
Frank Bertaina, L ERA: 3.71	(1, 1)												3	0	0	0	0	1	0												
Stu Miller, R OBP: 0.125, SLG: 0.125	(8, 1)												1	0	0	0	0	0	1												
Wally Bunker, R OBP: 0.091, SLG: 0.095	(10, PR)												0	0	0	0	0	0	0												
Eddie Watt, R OBP: 0.250, SLG: 0.333	(11, 1)												1	1	1	1	0	0	0												
Woodie Held, R OBP: 0.417, SLG: 0.448	(12, PH)												0	1	1	1	0	0	0												
Inning Stats	R: 3 E: 1 K: 0 S: 7	H: 4 LOB: 2 BB: 7	R: 0 E: 0 K: 1 S: 6	H: 1 LOB: 1 BB: 0 P: 6	R: 0 E: 0 K: 2 S: 7	H: 0 LOB: 1 BB: 1 P: 11	R: 0 E: 0 K: 0 S: 3	H: 0 LOB: 0 BB: 0 P: 3	R: 0 E: 0 K: 0 S: 3	H: 1 LOB: 0 BB: 0 P: 3	R: 0 E: 0 K: 1 S: 5	H: 0 LOB: 0 BB: 0 P: 5	R: 0 E: 0 K: 0 S: 2	H: 1 LOB: 1 BB: 1 P: 4	R: 0 E: 0 K: 0 S: 5	H: 1 LOB: 0 BB: 0 P: 5	R: 3 E: 1 K: 1 S: 6	H: 4 LOB: 3 BB: 2 P: 13	1B: 11 2B: 1 3B: 1 HR: 0	SF: 0 SAC: 0 DP: 2 HBP: 0	WP: 0 PB: 0 SB: 0 CS: 1	PA: 48									
PITCHER	IP WLS BF H R ER SO BB IBB HBP BLK WP HR S P ERA WHIP	3.0 0 15 5 3 0 3 1 0 0 0 0 0 0 20 24 0.00 2.000																													
Mike McCormick, L ERA: 2.93	(1, 1)																														
Casey Cox, R ERA: 2.93	(4, 1)																														
Bob Humphreys, R ERA: 3.71	(7, 1)																														
Ron Kline, R ERA: 3.31	(9, 1)																														
Dick Lines, L ERA: 2.61	(12, 1)																														

Washington Senators @ Baltimore Orioles
Memorial Stadium, Baltimore, MD
Tue Jun 07 1966, 7:05 PM EDT
Att. 7,215 - Unknown

AB 44
R 6
H 13
RBI 6
BB 4
SO 7
LOB 15



Batter	1	2	3	4	5	6	7	8	9	10	11	12	13	14	AB	R	H	RBI	BB	SO	LOB	TOP							
Don Blainegame, L OBP: 0.288, SLG: 0.239 (1, 4)															7	0	2	0	0	0	2								
Fred Valentine, S OBP: 0.346, SLG: 0.425 (8, 7)															6	1	2	0	1	0	3								
Jim King, L OBP: 0.373, SLG: 0.444 (1, 9)															6	1	2	1	1	2	3								
Frank Howard, R OBP: 0.338, SLG: 0.418 (8, 5)															2	1	0	0	2	1	3								
Bob Chance, L OBP: 0.240, SLG: 0.340 (9, 3)															4	0	1	1	0	3	4								
Bob Saverne, S OBP: 0.267, SLG: 0.306 (8, 6)															7	0	0	0	0	2	8								
Paul Casanova, R OBP: 0.271, SLG: 0.402 (1, 2)															6	1	3	0	0	0	0								
Ed Brinkman, R OBP: 0.242, SLG: 0.288 (8, PH)															3	0	0	0	0	1	2								
Don Lock, R OBP: 0.363, SLG: 0.476 (8, 8)															3	1	1	3	0	1	0								
Pete Richard, L OBP: 0.150, SLG: 0.150 (8, 1)															3	0	0	0	0	0	1								
Casey Cox, R OBP: 0.150, SLG: 0.150 (8, 1)															0	0	0	0	0	0	0								
Dick Lines, R OBP: 0.150, SLG: 0.150 (8, 1)															0	0	0	0	0	0	0								
Ron Kline, R OBP: 0.150, SLG: 0.150 (8, 1)															0	0	0	0	0	0	0								
Willie Kirkland, L OBP: 0.150, SLG: 0.150 (8, 1)															1	0	0	0	0	0	0								
Bob Humphreys, R OBP: 0.150, SLG: 0.150 (8, 1)															1	0	1	0	0	0	0								
Inning Stats	R: 1 E: 0 K: 1 S: 7	H: 2 LOB: 2 BB: 1 P: 1	R: 0 E: 0 K: 2 S: 8	H: 1 LOB: 1 BB: 0 P: 8	R: 0 E: 0 K: 3 S: 10	H: 1 LOB: 2 BB: 1 P: 14	R: 0 E: 0 K: 0 S: 5	H: 0 LOB: 0 BB: 0 P: 9	R: 0 E: 0 K: 0 S: 3	H: 0 LOB: 0 BB: 0 P: 3	R: 0 E: 0 K: 0 S: 4	H: 1 LOB: 1 BB: 1 P: 4	R: 3 E: 0 K: 1 S: 7	H: 2 LOB: 0 BB: 1 P: 11	R: 1 E: 0 K: 0 S: 4	H: 1 LOB: 0 BB: 0 P: 4	R: 0 E: 0 K: 0 S: 3	H: 0 LOB: 0 BB: 0 P: 3	R: 0 E: 0 K: 1 S: 6	H: 1 LOB: 2 BB: 1 P: 10	R: 0 E: 0 K: 1 S: 7	H: 2 LOB: 0 BB: 0 P: 7	R: 0 E: 0 K: 1 S: 6	H: 1 LOB: 1 BB: 0 P: 6	1B: 9 2B: 2 3B: 0 HR: 2	SF: 0 SAC: 1 DP: 0 HBP: 0	WP: 0 PB: 1 SB: 0 CS: 0	PA: 60	
PITCHER	IP WLS BF H R ER SO BB IBB HBP BLK WP HR S P ERA WHIP	9.0 3.0 2.0	WLS BF H R ER SO BB IBB HBP BLK WP HR S P ERA WHIP	40 11 9 5 0 6 0 0 0 0 0 0 12 13 5.00 1.444	34 11 9 5 0 6 0 0 0 0 0 0 12 13 5.00 1.500																								

Washington Senators @ Baltimore Orioles
Memorial Stadium, Baltimore, MD
Wed Jun 08 1966, 7:05 PM EDT
Unknown

AB: 54
R: 5
H: 13
RBI: 5
BB: 5
SO: 11
LOB: 27



Batter	1	2	3	4	5	6	7	8	9	10	11	12	13	14	AB	R	H	RBI	BB	SO	LOB	BOTTOM							
Luis Aparicio, R OBP: 0.276, SLG: 0.352 (1, 6)															6	1	1	0	1	0	3								
Bob Johnson, R OBP: 0.332, SLG: 0.279 (8, PH)															4	0	0	0	0	0	0								
Casey Cox, R OBP: 0.150, SLG: 0.150 (8, PH)															0	0	0	0	0	0	0								
Dick Lines, R OBP: 0.150, SLG: 0.150 (8, PH)															1	0	0	0	0	0	2								
Moe Drabowsky, R OBP: 0.150, SLG: 0.271 (10, 1)															0	0	0	0	0	0	0								
Stu Miller, R OBP: 0.150, SLG: 0.333 (13, 1)															0	0	0	0	0	0	0								
Frank Robinson, R OBP: 0.463, SLG: 0.676 (10, 7)															5	0	0	0	1	1	0								
Brooks Robinson, R OBP: 0.353, SLG: 0.512 (1, 5)															6	1	3	1	0	0	3								
Sam Bowens, R OBP: 0.290, SLG: 0.364 (10, 9)															5	2	2	1	1	0	2								
Davey Johnson, R OBP: 0.200, SLG: 0.376 (1, 4)															5	1	3	1	0	1	1								
Paul Blair, R OBP: 0.270, SLG: 0.358 (1, 8)															4	1	2	0	0	0	0								
Boog Powell, L OBP: 0.371, SLG: 0.470 (10, 3)															2	0	0	0	0	0	2								
Andy Etchebarren, R OBP: 0.305, SLG: 0.407 (1, 2)															6	0	3	1	0	1	3								
Jim Palmer, R OBP: 0.270, SLG: 0.286 (8, PH)															3	0	0	0	0	1	3								
Russ Snyder, L OBP: 0.381, SLG: 0.404 (10, 8)															2	0	0	0	0	0	1								
Inning Stats	R: 0 E: 0 K: 0 S: 3	H: 0 LOB: 0 BB: 0 P: 3	R: 2 E: 0 K: 0 S: 6	H: 3 LOB: 0 BB: 0 P: 6	R: 0 E: 0 K: 0 S: 3	H: 0 LOB: 0 BB: 0 P: 3	R: 1 E: 0 K: 0 S: 4	H: 1 LOB: 0 BB: 0 P: 4	R: 0 E: 0 K: 0 S: 3	H: 0 LOB: 0 BB: 0 P: 3	R: 0 E: 0 K: 0 S: 3	H: 1 LOB: 2 BB: 0 P: 4	R: 0 E: 0 K: 0 S: 3	H: 1 LOB: 0 BB: 0 P: 3	R: 0 E: 0 K: 0 S: 3	H: 0 LOB: 0 BB: 0 P: 3	R: 0 E: 0 K: 1 S: 5	H: 0 LOB: 1 BB: 1 P: 9	R: 0 E: 0 K: 0 S: 3	H: 2 LOB: 1 BB: 0 P: 3	1B: 7 2B: 4 3B: 2 HR: 2	SF: 1 SAC: 1 DP: 2 HBP: 0	WP: 0 PB: 0 SB: 0 CS: 0	PA: 56					
PITCHER	IP WLS BF H R ER SO BB IBB HBP BLK WP HR S P ERA WHIP	8.0 0.1 0.1 1.1 3.1	34 3 1 5 L	10 0 0 0 1	5 0 0 0 1	5 0 0 0 0	3 0 0 0 0	3 0 0 0 0	40 2 1 8 14	40 6 1 8 18																			


Washington Senators @ Baltimore Orioles
Memorial Stadium, Baltimore, MD
Wed Jun 08 1966, 7:05 PM EDT
Unknown


AB: 51
R: 6
H: 15
RBI: 6
BB: 3
SO: 4
LOB: 20



Batter	1	2	3	4	5	6	7	8	9	AB	R	H	RBI	BB	SO	LOB	TOP					
Fred Valentine, S OBP: 0.352, SLG: 0.455 (1, 9)										5	1	3	3	0	0	0	Washington Senators @ Baltimore Orioles Memorial Stadium, Baltimore, MD Wed Jun 08 1966, Postponed Att: 9,612 - Unknown livebaseballscorecards.com					
Bob Saverine, S OBP: 0.297, SLG: 0.295 (1, 5) (8, 6)										5	0	0	0	0	1	1						
Don Lock, R OBP: 0.372, SLG: 0.500 (1, 8)										3	2	1	1	2	1	0						
Frank Howard, R OBP: 0.335, SLG: 0.423 (1, 7)										5	1	1	1	0	4	1						
Ken McMullen, R OBP: 0.284, SLG: 0.345 (1, 3) (8, 5)										3	0	0	1	0	1	0						
Jim King, L OBP: 0.370, SLG: 0.441 (9, PH)										1	0	0	0	0	0	0						
Ken Hamlin, R OBP: 0.286, SLG: 0.254 (1, 4)										3	1	2	0	1	1	0						
Doug Camilli, R OBP: 0.250, SLG: 0.246 (1, 2)										4	1	2	0	0	2	3						
Ed Brinkman, R OBP: 0.253, SLG: 0.294 Dick Nen, L OBP: 0.236, SLG: 0.293 (8, 3)										3	0	2	1	1	0	1						
Jim Hannan, R OBP: 0.250, SLG: 0.250 (1, 1) Bob Chance, L OBP: 0.235, SLG: 0.333 (6, PH) Dick Bosman, R OBP: 0.200, SLG: 0.200 (6, 1) Casey Cox, R (8, 1)										2	1	1	0	0	1	2						
Inning Stats	R: 0 E: 0 K: 2 S: 7	H: 0 LOB: 1 BB: 1 P: 11	R: 0 E: 0 K: 1 S: 6	H: 1 LOB: 1 BB: 0 P: 6	R: 5 E: 1 K: 1 S: 10	H: 5 LOB: 2 BB: 2 P: 18	R: 0 E: 0 K: 0 S: 3	H: 0 LOB: 0 BB: 0 P: 3	R: 0 E: 0 K: 3 S: 10	H: 1 LOB: 1 BB: 0 P: 10	R: 0 E: 0 K: 0 S: 4	H: 2 LOB: 1 BB: 0 P: 4	R: 0 E: 0 K: 2 S: 7	H: 0 LOB: 0 BB: 0 P: 7	R: 1 E: 0 K: 2 S: 8	H: 2 LOB: 2 BB: 1 P: 12	R: 1 E: 0 K: 1 S: 6	H: 1 LOB: 0 BB: 0 P: 6	1B: 7 2B: 1 3B: 2 HR: 2	SF: 1 SAC: 0 DP: 1 HBP: 0	WP: 0 PB: 2 CS: 1	PA: 41
PITCHER	IP	WLS	BF	H	R	ER	SO	BB	IBB	HBP	BLK	WP	HR	S	P	ERA	WHIP					
Steve Barber, L ERA: 2.45 (1, 1)	2.2		17	6	5	5	3	3	0	0	0	0	1	20	32	16.88	3.375					
Gene Brabender, R ERA: 3.39 (3, 1)	5.1	W	21	5	1	1	8	1	0	0	0	0	0	35	39	1.69	1.125					
Eddie Watt, R ERA: 2.91 (9, 1)	1.0	S	4	1	1	1	1	0	0	0	0	0	1	6	6	9.00	1.000					

Batter	1	2	3	4	5	6	7	8	9	AB	R	H	RBI	BB	SO	LOB	BOTTOM				
Russ Snyder, L OBP: 0.382, SLG: 0.434 (1, 8)										5	1	2	2	0	0	1	Washington Senators @ Baltimore Orioles Memorial Stadium, Baltimore, MD Wed Jun 08 1966, Postponed Att: 9,612 - Unknown livebaseballscorecards.com				
Curt Blefary, L OBP: 0.345, SLG: 0.467 Eddie Watt, R OBP: 0.250, SLG: 0.333 (9, 1)										5	0	2	0	0	0	2					
Frank Robinson, R OBP: 0.466, SLG: 0.678 (1, 9)										4	2	2	0	1	0	2					
Brooks Robinson, R OBP: 0.356, SLG: 0.511 (1, 5)										4	1	2	0	0	0	2					
Boog Powell, L OBP: 0.374, SLG: 0.471 (1, 3)										4	1	2	2	0	1	2					
Davey Johnson, R OBP: 0.304, SLG: 0.379 (1, 6)										4	0	1	2	0	1	3					
Jerry Adair, R OBP: 0.333, SLG: 0.308 (1, 4)										4	1	3	0	0	0	1					
Cam Carreon, R OBP: 0.417, SLG: 0.444 (1, 2)										3	1	1	1	1	1	3					
Steve Barber, L OBP: 0.045, SLG: 0.045 Gene Brabender, R (3, 1) Sam Bowers, R OBP: 0.300, SLG: 0.373 (9, 7)										1	0	0	0	0	1	1					
Inning Stats	R: 3 E: 0 K: 0 S: 6	H: 3 LOB: 1 BB: 1 P: 10	R: 0 E: 0 K: 1 S: 4	H: 0 LOB: 0 BB: 1 P: 8	R: 0 E: 0 K: 1 S: 7	H: 2 LOB: 0 BB: 0 P: 7	R: 0 E: 0 K: 2 S: 9	H: 2 LOB: 2 BB: 0 P: 9	R: 1 E: 0 K: 1 S: 8	H: 3 LOB: 0 BB: 0 P: 8	R: 0 E: 0 K: 1 S: 5	H: 0 LOB: 0 BB: 0 P: 5	R: 0 E: 0 K: 0 S: 3	H: 1 LOB: 0 BB: 0 P: 3	R: 4 E: 1 K: 0 S: 7	H: 5 LOB: 0 BB: 0 P: 7		1B: 12 2B: 5 3B: 0 HR: 1	SF: 0 SAC: 0 DP: 3 HBP: 0	WP: 1 PB: 0 CS: 0	PA: 39
PITCHER	IP	WLS	BF	H	R	ER	SO	BB	IBB	HBP	BLK	WP	HR	S	P	ERA	WHIP				
Jim Hannan, R ERA: 6.67 (1, 1)	5.0		26	10	4	4	5	2	0	0	0	0	0	34	42	7.20	2.400				
Dick Bosman, R ERA: 8.39 (6, 1)	2.1	L	11	5	4	4	1	0	0	0	0	0	1	13	13	15.43	2.143				
Casey Cox, R ERA: 2.86 (8, 1)	0.2		2	1	0	0	0	0	0	0	0	0	0	2	2	0.00	1.500				

Batter	1	2	3	4	5	6	7	8	9	AB	R	H	RBI	BB	SO	LOB	TOP									
Fred Valentine, S OBP: 0.350, SLG: 0.448 (1, 9)	L7	BB			K		F4			3	0	0	0	1	1	1	Washington Senators @ Baltimore Orioles Memorial Stadium, Baltimore, MD Thu Jun 09 1966, 7:05 PM EDT Att: 6,318 - Unknown 									
Ken Hamlin, R OBP: 0.270, SLG: 0.238 (1, 4)	G3	4-3			K		5-3			4	0	0	0	0	1	2										
Don Lock, R OBP: 0.368, SLG: 0.486 (1, 8)	WP BB			6-3	K			F8		3	0	0	0	1	1	0										
Frank Howard, R OBP: 0.338, SLG: 0.430 (1, 7)	K 1-2			2B	K			FC4-6 1B		4	0	2	0	0	2	1										
Ken McMullen, R OBP: 0.283, SLG: 0.343 (1, 5)	K				K			FC4-6 1-2f		4	0	1	0	0	2	4										
Paul Casanova, R OBP: 0.270, SLG: 0.406 (1, 2)		HR 2B		5-3			F9	K		4	1	1	0	0	1	3										
Dick Nen, L OBP: 0.295, SLG: 0.314 (1, 3)		2H HR			K		F9			4	1	1	2	0	2	1										
Ed Brinkman, R OBP: 0.248, SLG: 0.288 (1, 6)	K				G3		F8			4	0	0	0	0	1	0										
Diego Segui, R OBP: 0.273, SLG: 0.200 (1, 1)	K				K					2	0	0	0	0	2	0										
Doug Camilli, R OBP: 0.262, SLG: 0.274 (7, PH)	K				K					1	0	1	0	0	0	0										
Dick Lines, R OBP: 0.368, SLG: 0.437 (9, PH)							2B			1	0	0	0	0	0	0										
Inning Stats	R: 0 E: 0 K: 2 S: 8	H: 0 LOB: 2 BB: 1 P: 12	R: 2 E: 0 K: 2 S: 9	H: 2 LOB: 1 BB: 1 P: 13	R: 0 E: 0 K: 1 S: 6	H: 1 LOB: 1 BB: 0 P: 6	R: 0 E: 0 K: 2 S: 7	H: 0 LOB: 0 BB: 0 P: 7	R: 0 E: 0 K: 3 S: 9	H: 0 LOB: 0 BB: 0 P: 9	R: 0 E: 0 K: 1 S: 6	H: 1 LOB: 1 BB: 0 P: 6	R: 0 E: 0 K: 0 S: 4	H: 1 LOB: 1 BB: 0 P: 4	R: 0 E: 0 K: 1 S: 6	H: 1 LOB: 1 BB: 0 P: 6	R: 0 E: 0 K: 1 S: 5	H: 0 LOB: 0 BB: 0 P: 5	1B: 2 2B: 3 3B: 0 HR: 1	SF: 0 SAC: 0 DP: 0 HBP: 0	WP: 1 PB: 0 CS: 0	PA: 36				
PITCHER	IP	WLS	BF	H	R	ER	SO	BB	IBB	HBP	BLK	WP	HR	S	P	ERA	WHIP									
Dave McNally, L ERA: 3.13 (1, 1)	7.1	W	31	6	2	2	11	2	0	0	0	1	1	51	59	2.46	1.091									
Stu Miller, R ERA: 1.58 (8, 1)	1.2	S	5	0	0	0	2	0	0	0	0	0	0	9	9	0.00	0.000									

Batter	1	2	3	4	5	6	7	8	9	AB	R	H	RBI	BB	SO	LOB	BOTTOM									
Luis Aparicio, R OBP: 0.276, SLG: 0.350 (1, 6)	K			F8	CS 1B		F9			4	0	1	0	0	1	1	Washington Senators @ Baltimore Orioles Memorial Stadium, Baltimore, MD Thu Jun 09 1966, 7:05 PM EDT Att: 6,318 - Unknown 									
Russ Snyder, L OBP: 0.377, SLG: 0.422 (1, 8)	L6			BB 1B	CS 1-2		4-3			3	1	0	0	1	0	0										
Frank Robinson, R OBP: 0.467, SLG: 0.672 (1, 9)	1-3			BB 1B	1-2 BB		4-3 HR 1B			3	2	1	0	1	0	0										
Brooks Robinson, R OBP: 0.350, SLG: 0.502 (1, 5)		F8		F3			4-3			4	0	0	0	0	0	4										
Boog Powell, L OBP: 0.384, SLG: 0.500 (1, 3)		CS 1B		1B 1-2 2H	1B		HR			3	1	3	3	0	0	0										
Curt Blefary, L OBP: 0.345, SLG: 0.465 (1, 7)				1-3 2H	1B					3	0	1	1	0	2	1										
Paul Blair, R OBP: 0.270, SLG: 0.358 (9, 8)	K			1-2			K			0	0	0	0	0	0	0										
Davey Johnson, R OBP: 0.304, SLG: 0.374 (1, 4)				L6	K		FC1-6 BB			2	0	0	0	1	1	2										
Andy Etchebarren, R OBP: 0.300, SLG: 0.400 (1, 2)				6-3			FC1-6 SH3-4			3	0	0	0	0	0	1										
Dave McNally, R OBP: 0.160, SLG: 0.130 (1, 1)					6-3		SH3-4			2	0	0	0	0	1	0										
Stu Miller, R OBP: 0.125, SLG: 0.125 (8, 1)	K						1-2			0	0	0	0	0	0	0										
Inning Stats	R: 0 E: 0 K: 1 S: 5	H: 0 LOB: 0 BB: 0 P: 5	R: 0 E: 0 K: 1 S: 5	H: 1 LOB: 1 BB: 0 P: 5	R: 0 E: 0 K: 1 S: 5	H: 0 LOB: 0 BB: 0 P: 5	R: 2 E: 0 K: 1 S: 7	H: 2 LOB: 2 BB: 2 P: 15	R: 0 E: 0 K: 0 S: 3	H: 1 LOB: 0 BB: 0 P: 3	R: 2 E: 0 K: 1 S: 7	H: 2 LOB: 0 BB: 0 P: 7	R: 0 E: 0 K: 0 S: 3	H: 0 LOB: 1 BB: 1 P: 7	R: 0 E: 1 K: 0 S: 3	H: 0 LOB: 0 BB: 0 P: 3	1B: 5 2B: 1 3B: 0 HR: 1	SF: 0 SAC: 1 DP: 2 HBP: 0	WP: 1 PB: 0 CS: 2	PA: 32						
PITCHER	IP	WLS	BF	H	R	ER	SO	BB	IBB	HBP	BLK	WP	HR	S	P	ERA	WHIP									
Diego Segui, R ERA: 4.11 (1, 1)	6.0	L	24	4	4	4	5	2	0	0	0	1	1	32	40	6.00	1.333									
Dick Lines, L ERA: 2.35 (7, 1)	2.0		7	0	0	0	0	1	0	0	0	0	0	6	10	0.00	0.500									

Batter	1	2	3	4	5	6	7	8	9	AB	R	H	RBI	BB	SO	LOB	TOP		
Don Blasingame, L (1, 4) OBP: 0.275, SLG: 0.228	F5			4-3		6-3			3-1	4	0	0	0	0	0	0			
Bob Saverine, S (1, 5) (8, 6) OBP: 0.250, SLG: 0.286	1-3			G3			L3		F7	4	0	0	0	0	0	0			
Jim King, L (1, 9) OBP: 0.360, SLG: 0.426	4-3			F7			K			3	0	0	0	0	1	0			
Frank Howard, R (1, 7) OBP: 0.333, SLG: 0.423		K			F8			F2		3	0	0	0	0	1	0			
Dick Nen, L (1, 3) OBP: 0.296, SLG: 0.309	4-3				4-0				4-3	2	0	0	0	1	0	0			
Don Lock, R (1, 8) OBP: 0.360, SLG: 0.474	F5				BB				L5	3	0	0	0	0	1	1			
Paul Casanova, R (1, 2) OBP: 0.262, SLG: 0.394			6-3		4-3				E6	3	0	0	0	0	0	1			
Ed Brinkman, R (1, 6) OBP: 0.245, SLG: 0.285										2	0	0	0	0	2	0			
Bob Chance, L (8, PH) OBP: 0.331, SLG: 0.327										1	0	0	0	0	1	1			
Ken McMullen, R (8, 5) OBP: 0.283, SLG: 0.343										0	0	0	0	0	0	0			
Phil Ortega, R (1, 1) OBP: 0.192, SLG: 0.087										2	0	0	0	0	1	0			
Fred Valentine, S (9, PH) OBP: 0.349, SLG: 0.446									4-3	1	0	0	0	0	0	0			
Inning Stats	R: 0 E: 0 K: 0 S: 3	H: 0 LOB: 0 BB: 0 P: 3	R: 0 E: 0 K: 1 S: 5	H: 0 LOB: 0 BB: 0 P: 5	R: 0 E: 0 K: 2 S: 7	H: 0 LOB: 0 BB: 0 P: 7	R: 0 E: 0 K: 0 S: 3	H: 0 LOB: 0 BB: 0 P: 3	R: 0 E: 0 K: 1 S: 5	H: 0 LOB: 0 BB: 0 P: 9	R: 0 E: 0 K: 1 S: 5	H: 0 LOB: 0 BB: 0 P: 5	R: 0 E: 0 K: 1 S: 6	H: 0 LOB: 0 BB: 0 P: 6	R: 0 E: 0 K: 0 S: 3	H: 0 LOB: 0 BB: 0 P: 3	1B: 0 2B: 0 3B: 0 HR: 0	SF: 0 SAC: 0 DP: 0 HBP: 0	WP: 0 PA: 29 PB: 0 SB: 0 CS: 0
PITCHER Sonny Siebert, R (1, 1) ERA: 3.02	IP: 9.0 WLS: W BF: 29 H: 0 R: 0 ER: 0 SO: 7 BB: 1 IBB: 0 HBP: 0 BLK: 0 WP: 0 HR: 0 S: 42 P: 46 ERA: 0.00 WHIP: 0.111															PITCHER			

Washington Senators @ Cleveland Indians
Cleveland Municipal Stadium, Cleveland, OH

AB 28
R 0
H 0
RBI 0
BB 1
SO 7
LOB 3



WP: 0 PA: 29
PB: 0
SB: 0
CS: 0

Batter	1	2	3	4	5	6	7	8	9	AB	R	H	RBI	BB	SO	LOB	BOTTOM		
Vic Davallo, L (1, 8) OBP: 0.285, SLG: 0.308	F9		4-0		F8					3	1	0	0	1	1	0			
Chico Salmon, R (1, 6) OBP: 0.280, SLG: 0.330	F6									4	0	2	1	0	1	0			
Leon Wagner, L (1, 7) OBP: 0.306, SLG: 0.413										4	1	1	1	0	0	1			
Jim Landis, R (9, 9) OBP: 0.397, SLG: 0.397	HR				F5				G3	0	0	0	0	0	0	0			
Max Alvis, R (1, 5) OBP: 0.339, SLG: 0.352										3	0	1	0	1	0	0			
Fred Whitfield, L (1, 3) OBP: 0.276, SLG: 0.390										3	0	1	0	0	1	3			
Rocky Colavito, R (1, 9) OBP: 0.317, SLG: 0.329										3	0	0	0	0	0	1			
Chuck Hinton, R (9, 7) OBP: 0.298, SLG: 0.237										0	0	0	0	0	0	0			
Dick Howser, R (1, 4) OBP: 0.324, SLG: 0.333										3	0	0	0	0	1	1			
Joe Azcue, R (1, 2) OBP: 0.343, SLG: 0.375										3	0	0	0	0	0	0			
Sonny Siebert, R (1, 1) OBP: 0.200, SLG: 0.207										3	0	0	0	0	1	0			
Inning Stats	R: 1 E: 0 K: 1 S: 7	H: 2 LOB: 1 BB: 0 P: 7	R: 0 E: 0 K: 0 S: 3	H: 0 LOB: 0 BB: 0 P: 3	R: 1 E: 1 K: 0 S: 4	H: 1 LOB: 2 BB: 2 P: 12	R: 0 E: 0 K: 0 S: 3	H: 0 LOB: 0 BB: 0 P: 3	R: 0 E: 0 K: 0 S: 4	H: 1 LOB: 1 BB: 0 P: 4	R: 0 E: 0 K: 1 S: 6	H: 1 LOB: 0 BB: 0 P: 6	R: 0 E: 0 K: 2 S: 7	H: 0 LOB: 0 BB: 0 P: 7	R: 0 E: 0 K: 1 S: 5	H: 0 LOB: 0 BB: 0 P: 5	1B: 4 2B: 0 3B: 0 HR: 1	SF: 0 SAC: 0 DP: 0 HBP: 0	WP: 0 PA: 31 PB: 0 SB: 1 CS: 0
PITCHER Phil Ortega, R (1, 1) ERA: 2.45	IP: 8.0 WLS: L BF: 31 H: 5 R: 2 ER: 2 SO: 5 BB: 2 IBB: 0 HBP: 0 BLK: 0 WP: 0 HR: 1 S: 39 P: 47 ERA: 2.25 WHIP: 0.875															PITCHER			

Washington Senators @ Cleveland Indians
Cleveland Municipal Stadium, Cleveland, OH

AB 29
R 2
H 5
RBI 2
BB 2
SO 5
LOB 6



WP: 0 PA: 31
PB: 0
SB: 1
CS: 0

Batter	1	2	3	4	5	6	7	8	9	AB	R	H	RBI	BB	SO	LOB	TOP				
Fred Valentine, S OBP: 0.345, SLG: 0.440 (1, 9)										5	1	1	0	0	1	1	Washington Senators @ Cleveland Indians Cleveland Municipal Stadium, Cleveland, OH Sat Jun 11 1966, 3:33 AM EDT Att: 8,535 - Unknown livebaseballscorecards.com				
Ken Hamlin, R OBP: 0.276, SLG: 0.250 (1, 4)										5	0	2	0	0	1	1					
Don Lock, R OBP: 0.355, SLG: 0.458 (1, 8)										4	0	0	0	1	3	4					
Frank Howard, R OBP: 0.344, SLG: 0.446 (1, 7)										4	2	3	2	1	0	1					
Ken McMullen, R OBP: 0.287, SLG: 0.351 Jim King, L OBP: 0.357, SLG: 0.423 (9, PH)										4	0	2	1	0	1	3					
Paul Casanova, R OBP: 0.252, SLG: 0.379 (1, 2)										4	0	0	1	0	1	4					
Bob Saverine, S OBP: 0.250, SLG: 0.285 (1, 5)										4	0	1	0	0	0	1					
Ed Brinkman, R OBP: 0.245, SLG: 0.281 (1, 6)										3	0	0	0	1	2	2					
Mike McCormick, L OBP: 0.204, SLG: 0.321 Bob Humphreys, R OBP: 1.000, SLG: 1.000 Doug Carlisle, R OBP: 0.228, SLG: 0.270 Casey Cox, R (5, PH) Dick Lines, R (6, PH) Bob Chance, L OBP: 0.226, SLG: 0.320 Jim Hannan, R OBP: 0.250, SLG: 0.250 Willie Kirkland, L OBP: 0.265, SLG: 0.163 (9, PH)										1	0	0	0	0	0	1					
Inning Stats	R: 1 E: 1 K: 0 S: 4	H: 0 LOB: 2 BB: 2 P: 12	R: 0 E: 0 K: 1 S: 5	H: 0 LOB: 1 BB: 1 P: 9	R: 0 E: 0 K: 2 S: 8	H: 1 LOB: 0 BB: 0 P: 8	R: 0 E: 0 K: 2 S: 7	H: 0 LOB: 0 BB: 0 P: 7	R: 0 E: 0 K: 1 S: 5	H: 3 LOB: 2 BB: 0 P: 10	R: 0 E: 0 K: 0 S: 3	H: 0 LOB: 1 BB: 0 P: 3	R: 1 E: 0 K: 0 S: 5	H: 2 LOB: 1 BB: 0 P: 5	R: 1 E: 0 K: 2 S: 11	H: 4 LOB: 3 BB: 0 P: 11		1B: 8 2B: 1 3B: 0 HR: 1	SF: 0 SAC: 0 DP: 0 HBP: 0	WP: 1 PB: 1 SB: 0 CS: 0	PA: 41
PITCHER	IP WLS BF H R ER SO BB IBB HBP BLK WP HR S P ERA WHIP	5.1 W 23 3 2 1 7 3 0 0 0 0 1 1 34 46 1.69 1.125	3.0 15 6 2 2 1 0 0 0 0 0 0 0 17 17 6.00 2.000	0.2 S 3 1 0 0 2 0 0 0 0 0 0 0 7 7 0.00 1.500	PITCHER																
Sam McDowell, L ERA: 2.06 Bob Allen, L ERA: 4.03 Dick Radatz, R ERA: 5.92																					

Batter	1	2	3	4	5	6	7	8	9	AB	R	H	RBI	BB	SO	LOB	BOTTOM						
Jim Landis, R OBP: 0.375, SLG: 0.382 (1, 8) (7, 7) (8, 9)										5	0	1	2	0	0	3	Washington Senators @ Cleveland Indians Cleveland Municipal Stadium, Cleveland, OH Sat Jun 11 1966, 3:33 AM EDT Att: 8,535 - Unknown livebaseballscorecards.com						
Chico Salmon, R OBP: 0.295, SLG: 0.343 (1, 6)										5	0	3	1	0	0	2							
Leon Wagner, L OBP: 0.304, SLG: 0.408 Vic Davaillo, L OBP: 0.285, SLG: 0.308 (7, 8)										4	0	1	1	0	2	2							
Max Alvis, R OBP: 0.338, SLG: 0.347 (1, 5)										3	0	0	0	1	0	2							
Fred Whitfield, L OBP: 0.276, SLG: 0.386 (1, 3)										4	1	1	0	0	0	3							
Rocky Colavito, R OBP: 0.326, SLG: 0.342 Chuck Hinton, R OBP: 0.298, SLG: 0.237 (8, 7)										3	2	2	0	1	1	0							
Dick Howser, R OBP: 0.320, SLG: 0.333 (1, 4)										3	1	1	1	0	0	1							
Joe Azcue, R OBP: 0.365, SLG: 0.397 (1, 2)										4	2	3	1	0	0	0							
Sam McDowell, L OBP: 0.261, SLG: 0.261 Bob Allen, L Dick Radatz, R (9, 1)										2	0	1	0	0	1	1							
Inning Stats	R: 0 E: 0 K: 1 S: 5	H: 0 LOB: 0 BB: 0 P: 5	R: 0 E: 0 K: 0 S: 3	H: 0 LOB: 1 BB: 1 P: 7	R: 1 E: 0 K: 1 S: 8	H: 3 LOB: 2 BB: 0 P: 8	R: 2 E: 1 K: 0 S: 7	H: 4 LOB: 2 BB: 0 P: 7	R: 0 E: 0 K: 1 S: 5	H: 0 LOB: 0 BB: 0 P: 5	R: 3 E: 0 K: 1 S: 10	H: 5 LOB: 3 BB: 1 P: 14	R: 0 E: 0 K: 1 S: 5	H: 0 LOB: 0 BB: 0 P: 5	R: 0 E: 0 K: 0 S: 3	H: 1 LOB: 1 BB: 0 P: 3		1B: 12 2B: 1 3B: 0 HR: 0	SF: 1 SAC: 0 DP: 0 HBP: 0	WP: 0 PB: 0 SB: 0 CS: 0	PA: 38		
PITCHER	IP WLS BF H R ER SO BB IBB HBP BLK WP HR S P ERA WHIP	3.1 L 18 7 3 3 2 1 0 0 0 0 0 0 21 25 8.10 2.400	0.2 2 0 0 0 0 0 0 0 0 0 0 0 2 2 0.00 0.000	1.1 9 5 3 3 2 0 0 0 0 0 0 0 13 13 20.25 3.750	0.2 3 0 0 0 0 0 0 1 0 0 0 0 2 6 0.00 0.000	2.0 7 1 0 0 1 0 0 0 0 0 0 8 8 0.00 0.500	PITCHER																
Mike McCormick, L ERA: 4.11 Bob Humphreys, R ERA: 3.52 Casey Cox, R ERA: 3.38 Dick Lines, L ERA: 2.28 Jim Hannan, R ERA: 6.21																							

Batter	1	2	3	4	5	6	7	8	9	AB	R	H	RBI	BB	SO	LOB	TOP					
Don Blasingame, L (1, 4) OBP: 0.274, SLG: 0.229	L9						L8										4 0 1 1 0 0 2					
Fred Valentine, S (1, 8) OBP: 0.344, SLG: 0.433	G3						4-3										3 0 0 0 1 0 1					
Jim King, L (1, 9) OBP: 0.354, SLG: 0.441	L9						4-3										4 1 1 1 0 0 2					
Frank Howard, R (1, 7) OBP: 0.356, SLG: 0.469																	3 1 3 0 1 0 0					
Bob Saverine, S (8, PR) OBP: 0.250, SLG: 0.285																	0 0 0 0 0 0 0					
Dick Nen, L (1, 3) OBP: 0.288, SLG: 0.301																	4 0 0 1 0 1 3					
Ken McMullen, R (1, 5) OBP: 0.282, SLG: 0.344																	4 0 0 0 0 2 4					
Paul Casanova, R (1, 2) OBP: 0.243, SLG: 0.364																	4 0 0 0 0 2 1					
Ed Brinkman, R (1, 6) OBP: 0.255, SLG: 0.291																	3 1 2 0 1 0 0					
Pete Richert, L (1, 1) OBP: 0.125, SLG: 0.125																	3 0 0 0 0 2 3					
Ron Kline, R (7, 1) OBP: 0.400, SLG: 0.250																	0 0 0 0 0 0 0					
Bob Humphreys, R (8, 1) OBP: 1.000, SLG: 1.000																	0 0 0 0 0 0 0					
Willie Kirkland, L (9, PH) OBP: 0.260, SLG: 0.159																	1 0 0 0 0 0 0					
Inning Stats	R: 0 E: 0 K: 0 S: 3	H: 0 LOB: 0 BB: 0 P: 3	R: 0 E: 0 K: 1 S: 4	H: 0 LOB: 0 BB: 1 P: 8	R: 1 E: 0 K: 2 S: 9	H: 2 LOB: 2 BB: 1 P: 13	R: 0 E: 0 K: 1 S: 6	H: 1 LOB: 1 BB: 0 P: 6	R: 0 E: 0 K: 1 S: 3	H: 0 LOB: 1 BB: 1 P: 7	R: 1 E: 0 K: 1 S: 6	H: 1 LOB: 1 BB: 0 P: 6	R: 0 E: 0 K: 0 S: 5	H: 1 LOB: 2 BB: 0 P: 5	R: 1 E: 0 K: 1 S: 5	H: 2 LOB: 2 BB: 0 P: 5	R: 0 E: 0 K: 1 S: 5	H: 0 LOB: 0 BB: 0 P: 5	1B: 3 2B: 2 3B: 1 HR: 1	SF: 0 SAC: 0 DP: 1 HBP: 0	WP: 0 PB: 0 SB: 0 CS: 0	PA: 36
PITCHER Gary Bell, R (1, 1) ERA: 2.58	IP: 9.0 WLS: W BF: 36 H: 7 R: 3 ER: 3 SO: 7 BB: 3 IBB: 0 HBP: 0 BLK: 0 WP: 0 HR: 1 S: 47 P: 59 ERA: 3.00 WHIP: 1.111															PITCHER						

Washington Senators @ Cleveland Indians
Cleveland Municipal Stadium, Cleveland, OH
Sun Jun 12 1966, 3:33 AM EDT
Att: 21,759 - Unknown

AB 33
R 3
H 7
RBI 3
BB 3
SO 7
LOB 16

WP: 0 PA: 36
PB: 0
SB: 0
CS: 0

Batter	1	2	3	4	5	6	7	8	9	AB	R	H	RBI	BB	SO	LOB	BOTTOM					
Jim Landis, R (1, 8) OBP: 0.376, SLG: 0.425																	5 1 2 1 0 1 3					
Chico Salmon, R (1, 6) OBP: 0.310, SLG: 0.366																	4 0 3 1 0 0 0					
Leon Wagner, L (1, 7) OBP: 0.321, SLG: 0.397																	4 0 0 0 0 1 4					
Vic Davallilo, L (8, 8) OBP: 0.285, SLG: 0.308																	0 0 0 0 0 0 0					
Max Alvis, R (1, 5) OBP: 0.336, SLG: 0.342																	3 0 0 0 1 0 1					
Fred Whitfield, L (1, 3) OBP: 0.270, SLG: 0.378																	4 1 0 0 0 3 2					
Rocky Colavito, R (1, 9) OBP: 0.330, SLG: 0.341																	3 2 1 0 1 0 2					
Dick Howser, R (1, 4) OBP: 0.321, SLG: 0.333																	3 1 1 0 0 0 0					
Tony Curry, L (8, PH) OBP: 0.333, SLG: 0.333																	1 0 0 0 0 0 2					
Pedro Gonzalez, R (9, 4) OBP: 0.269, SLG: 0.302																	0 0 0 0 0 0 0					
Joe Azcue, R (1, 2) OBP: 0.372, SLG: 0.403																	4 1 2 2 0 1 0					
Gary Bell, R (1, 1) OBP: 0.250, SLG: 0.160																	3 0 1 1 1 0 1					
Inning Stats	R: 1 E: 0 K: 0 S: 4	H: 1 LOB: 0 BB: 0 P: 4	R: 0 E: 0 K: 1 S: 5	H: 0 LOB: 0 BB: 0 P: 5	R: 0 E: 0 K: 1 S: 5	H: 0 LOB: 0 BB: 0 P: 5	R: 0 E: 0 K: 1 S: 6	H: 1 LOB: 2 BB: 1 P: 10	R: 0 E: 0 K: 1 S: 5	H: 0 LOB: 1 BB: 1 P: 9	R: 0 E: 0 K: 1 S: 5	H: 1 LOB: 0 BB: 0 P: 5	R: 3 E: 1 K: 1 S: 9	H: 4 LOB: 2 BB: 1 P: 13	R: 2 E: 1 K: 0 S: 7	H: 3 LOB: 3 BB: 0 P: 7	R: 0 E: 1 K: 0 S: 7	H: 0 LOB: 2 BB: 0 P: 7	1B: 8 2B: 1 3B: 0 HR: 1	SF: 0 SAC: 0 DP: 1 HBP: 0	WP: 0 PB: 0 SB: 0 CS: 0	PA: 37
PITCHER Pete Richert, L (1, 1) ERA: 2.8	IP: 6.1 WLS: L BF: 26 H: 5 R: 4 ER: 4 SO: 6 BB: 3 IBB: 0 HBP: 0 BLK: 0 WP: 0 HR: 1 S: 35 P: 47 ERA: 5.68 WHIP: 1.263															PITCHER						
Ron Kline, R (7, 1) ERA: 3.08	IP: 1.1 WLS: 9 BF: 4 H: 2 R: 0 ER: 0 SO: 0 BB: 0 IBB: 0 HBP: 0 BLK: 0 WP: 0 HR: 0 S: 9 P: 9 ERA: 0.00 WHIP: 3.000															PITCHER						
Bob Humphreys, R (8, 1) ERA: 3.48	IP: 0.1 WLS: 2 BF: 1 H: 0 R: 0 ER: 0 SO: 0 BB: 0 IBB: 0 HBP: 0 BLK: 0 WP: 0 HR: 0 S: 2 P: 2 ERA: 0.00 WHIP: 3.000															PITCHER						

Washington Senators @ Cleveland Indians
Cleveland Municipal Stadium, Cleveland, OH
Sun Jun 12 1966, 3:33 AM EDT
Att: 21,759 - Unknown

AB 34
R 6
H 10
RBI 5
BB 3
SO 6
LOB 15

WP: 0 PA: 37
PB: 0
SB: 0
CS: 0

Batter	1	2	3	4	5	6	7	8	9	AB	R	H	RBI	BB	SO	LOB	TOP																									
Don Blasingame, L (1,4) OBP: 0.300, SLG: 0.276 Ken Hamlin, R (9,PH) OBP: 0.275, SLG: 0.246	0-0 1B G3-2 1B		4-0 BB			0-0 HR	4-0 BB		0-0 F3	2	1	2	1	2	0	0																										
Fred Valentine, S (1,8) OBP: 0.342, SLG: 0.430 Casey Cox, R (7,1)	0-0 1-3 G3-2 1B		0-3 K			0-3 K	0-0 F9			4	0	1	0	0	2	2																										
Jim King, L (1,9) OBP: 0.351, SLG: 0.431	0-0 1-2 G3-2			0-3 K		4-0 4-3 BB			0-0 3-1	3	0	0	0	1	1	2																										
Frank Howard, R (1,7) OBP: 0.350, SLG: 0.460	0-3 K			0-0 F2		0-0 4-3			0-3 K	4	0	0	0	0	2	2																										
Bob Chance, L (1,3) OBP: 0.211, SLG: 0.296 Dick Nen, L (8,3) OBP: 0.288, SLG: 0.301		0-3 K		0-3 K		0-3 K			0-0 F7	4	0	0	0	0	3	1																										
Ken McMullen, R (1,5) OBP: 0.276, SLG: 0.337	0-0 L8				0-0 L8				0-0 F2	4	0	0	0	0	0	0																										
Paul Casanova, R (1,2) OBP: 0.239, SLG: 0.358 Willie Kirkland, L (7,PH) OBP: 0.255, SLG: 0.156 Doug Camilli, R (7,2) OBP: 0.269, SLG: 0.281	0-0 5-3				0-0 6-3				0-0 L8 1-3 1B	2	0	0	0	0	0	0																										
Ed Brinkman, R (1,6) OBP: 0.259, SLG: 0.300			0-3 K		0-0 2B				0-0 1-3	4	1	2	0	0	1	1																										
Diego Segui, R (1,1) OBP: 0.231, SLG: 0.167 Dick Lines, R (5,1) Don Lock, R (7,PH) OBP: 0.364, SLG: 0.487 Pete Richert, L (9,PR) OBP: 0.125, SLG: 0.125			0-3 K		0-3 K				1-0 HBP	2	0	0	0	0	2	1																										
Inning Stats	R: 0 E: 0 K: 1 S: 6	H: 2 LOB: 1 BB: 0 P: 6	R: 0 E: 0 K: 1 S: 5	H: 0 LOB: 0 BB: 0 P: 5	R: 0 E: 0 K: 3 S: 9	H: 0 LOB: 1 BB: 1 P: 13	R: 0 E: 0 K: 2 S: 7	H: 0 LOB: 0 BB: 0 P: 7	R: 0 E: 0 K: 1 S: 6	H: 1 LOB: 1 BB: 0 P: 6	R: 1 E: 0 K: 2 S: 8	H: 1 LOB: 1 BB: 1 P: 12	R: 2 E: 0 K: 0 S: 5	H: 2 LOB: 1 BB: 1 P: 9	R: 0 E: 0 K: 1 S: 5	H: 0 LOB: 0 BB: 0 P: 5	R: 0 E: 0 K: 0 S: 4	H: 1 LOB: 2 BB: 0 P: 5	1B: 4 2B: 1 3B: 0 HR: 2	SF: 0 SAC: 0 DP: 1 HBP: 1	WP: 0 PB: 0 SB: 0 CS: 0	PA: 37																				
PITCHER	IP	WLS	BF	H	R	ER	SO	BB	IBB	HBP	BLK	WP	HR	S	P	ERA	WHIP	PITCHER								IP	WLS	BF	H	R	ER	SO	BB	IBB	HBP	BLK	WP	HR	S	P	ERA	WHIP
Dave Wickersham, R (1,1) ERA: 2.86	8.0	W	32	6	3	3	11	3	0	0	0	0	2	51	63	3.38	1.125																									
Orlando Pena, R (9,1) ERA: 2.29	0.2		4	1	0	0	0	0	0	1	0	0	0	3	4	0.00	1.500																									
Johnny Podres, L (9,1) ERA: 1.98	0.1	S	1	0	0	0	0	0	0	0	0	0	0	1	1	0.00	0.000																									

Washington Senators @ Detroit Tigers
Tiger Stadium, Detroit, MI
Mon Jun 13 1966, 7:05 PM EDT
Att: 11,138 - Unknown

AB	33
R	3
H	7
RBI	3
BB	3
SO	11
LOB	11





Batter	1	2	3	4	5	6	7	8	9	AB	R	H	RBI	BB	SO	LOB	BOTTOM																									
Dick McAuliffe, L (1,5) OBP: 0.384, SLG: 0.452 Orlando Pena, R (9,1) OBP: 0.167, SLG: 0.167 Johnny Podres, L (9,1) OBP: 0.667, SLG: 0.500	0-0 4-3		0-0 F7		0-0 6-3 1B		0-0 5-3	0-0 F8		5	1	1	1	0	0	4																										
Jake Wood, R (1,4) OBP: 0.378, SLG: 0.472	0-3 K		0-0 FC5-2-5		0-0 6-3		0-0 6-3			4	0	0	0	0	1	2																										
Norm Cash, L (1,3) OBP: 0.316, SLG: 0.478	4-0 BB		0-0 F7		0-0 1B		0-0 F7			3	0	1	1	1	0	1																										
Al Kaline, R (1,8) OBP: 0.383, SLG: 0.471	0-0 L7			0-0 L3	0-0 L4			0-0 L8		4	0	0	0	0	0	2																										
Jim Northrup, L (1,9) OBP: 0.340, SLG: 0.431		0-3 K		0-0 G3 2B		0-0 F8		0-0 1B SF7 1B		4	1	2	0	0	1	0																										
Bill Freehan, R (1,2) OBP: 0.308, SLG: 0.418		0-3 K		0-0 G3		0-0 4-3		0-0 1B SF7 1B		4	0	1	0	0	1	1																										
Gates Brown, L (1,7) OBP: 0.329, SLG: 0.366 Willie Horton, R (9,7) OBP: 0.295, SLG: 0.336		0-0 F8		0-0 4-3		0-0 1B		0-0 SF7		3	0	1	1	0	0	1																										
Ray Oyler, R (1,6) OBP: 0.450, SLG: 0.468				0-0 2B 1B		4-0 SH3-4 1B 1B		4-0 1B IBB		2	2	2	0	2	0	0																										
Dave Wickersham, R (1,1) OBP: 0.063, SLG: 0.125 Jerry Lumpe, L (8,PH) OBP: 0.335, SLG: 0.368 Dick Tracewski, R (8,PR) OBP: 0.188, SLG: 0.133				0-0 F7 2B		0-0 SH3-4 1B		0-0 5-3		2	0	1	1	0	0	2																										
Inning Stats	R: 0 E: 0 K: 1 S: 5	H: 0 LOB: 1 BB: 1 P: 9	R: 0 E: 0 K: 2 S: 7	H: 0 LOB: 0 BB: 0 P: 7	R: 1 E: 0 K: 0 S: 5	H: 2 LOB: 1 BB: 0 P: 5	R: 0 E: 0 K: 0 S: 4	H: 1 LOB: 1 BB: 0 P: 4	R: 2 E: 0 K: 0 S: 6	H: 3 LOB: 1 BB: 0 P: 6	R: 0 E: 0 K: 0 S: 4	H: 1 LOB: 2 BB: 1 P: 8	R: 0 E: 0 K: 0 S: 3	H: 0 LOB: 0 BB: 0 P: 3	R: 1 E: 0 K: 0 S: 6	H: 3 LOB: 3 BB: 1 P: 10	1B: 8 2B: 2 3B: 0 HR: 0	SF: 1 SAC: 1 DP: 0 HBP: 0	WP: 0 PB: 0 SB: 0 CS: 0	PA: 37																						
PITCHER	IP	WLS	BF	H	R	ER	SO	BB	IBB	HBP	BLK	WP	HR	S	P	ERA	WHIP	PITCHER								IP	WLS	BF	H	R	ER	SO	BB	IBB	HBP	BLK	WP	HR	S	P	ERA	WHIP
Diego Segui, R (1,1) ERA: 4.26	4.2		21	6	3	3	3	1	0	0	0	0	0	26	30	5.79	1.500																									
Dick Lines, L (5,1) ERA: 2.16	1.1		6	1	0	0	0	0	1	0	0	0	0	5	9	0.00	0.750																									
Casey Cox, R (7,1) ERA: 3.42	2.0	L	10	3	1	1	0	0	1	0	0	0	0	9	13	4.50	1.500																									

Washington Senators @ Detroit Tigers
Tiger Stadium, Detroit, MI
Mon Jun 13 1966, 7:05 PM EDT
Att: 11,138 - Unknown

AB	32
R	4
H	10
RBI	4
BB	3
SO	3
LOB	13



Batter	1	2	3	4	5	6	7	8	9	AB	R	H	RBI	BB	SO	LOB	TOP					
Don Blasingame, L (1,4) OBP: 0.313, SLG: 0.291	BB BB 1B		1B 2-3 1B		4-3		4-3		G3 SH1-4 1B	5	0	3	0	0	0	0	Washington Senators @ Detroit Tigers Tiger Stadium, Detroit, MI Tue Jun 14 1966, 7:05 PM EDT Att: 9,226 - Unknown livebaseballscorecards.com AB 35 R 3 H 11 RBI 3 BB 4 SO 7 LOB 25 					
Fred Valentine, S (1,3) OBP: 0.345, SLG: 0.426 (7,7)	BB 1-2 BB		K		F2		1B HBP		SH1-4	2	1	0	0	1	1	1						
Jim King, L (1,9) OBP: 0.346, SLG: 0.422	K		2-3			SH3-4 1B	K		G3	5	1	1	0	0	2	5						
Don Lock, R (1,8) OBP: 0.378, SLG: 0.496	K					SH3-4 1B	1B		BB	4	1	3	0	1	1	2						
Willie Kirkland, L (1,7) OBP: 0.278, SLG: 0.170						SH3-4	1B		IBB	2	0	1	1	1	0	2						
Dick Nen, L (7,3) OBP: 0.288, SLG: 0.301			4-3							0	0	0	0	0	0	0						
Frank Howard, R (9,PH) OBP: 0.353, SLG: 0.460										0	0	0	0	1	0	0						
Pete Richert, L (9,PR) OBP: 0.125, SLG: 0.125	1-2 2-3 BB						1-2 2-H		BB	0	0	0	0	0	0	0						
Bob Chance, L (9,3) OBP: 0.211, SLG: 0.296									BB	0	0	0	0	0	0	0						
Ken McMullen, R (1,5) OBP: 0.279, SLG: 0.338	6-3						L8		F6	5	0	2	2	0	0	8						
Doug Camilli, R (1,2) OBP: 0.268, SLG: 0.279					G4-6-3 1B		L9		B3-6-4 1B	4	0	1	0	0	0	2						
Ed Brinkman, R (1,6) OBP: 0.255, SLG: 0.295							E6		K	4	0	0	0	0	3	2						
Phil Ortega, R (1,1) OBP: 0.167, SLG: 0.074							F9			4	0	0	0	0	0	3						
Dick Lines, R (9,1)							F9		B3-6-4	0	0	0	0	0	0	0						
Inning Stats	R: 0 E: 0 K: 2 S: 8	H: 1 LOB: 3 BB: 2 P: 16	R: 0 E: 0 K: 1 S: 5	H: 0 LOB: 0 BB: 0 P: 5	R: 0 E: 0 K: 1 S: 7	H: 2 LOB: 2 BB: 0 P: 7	R: 0 E: 0 K: 1 S: 5	H: 1 LOB: 0 BB: 0 P: 5	R: 0 E: 0 K: 0 S: 3	H: 0 LOB: 0 BB: 0 P: 3	R: 2 E: 1 K: 0 S: 7	H: 3 LOB: 2 BB: 0 P: 7	R: 1 E: 0 K: 1 S: 7	H: 2 LOB: 2 BB: 0 P: 8	R: 0 E: 0 K: 1 S: 5	H: 1 LOB: 3 BB: 2 P: 5	R: 0 E: 0 K: 0 S: 4	H: 1 LOB: 3 BB: 2 P: 12	1B: 11 2B: 0 3B: 0 HR: 0	SF: 0 SAC: 2 DP: 2 HBP: 1	WP: 0 PB: 0 SB: 0 CS: 0	PA: 42
PITCHER	IP WLS BF H R ER SO BB IBB HBP BLK WP HR S P ERA WHIP																					
Bill Monbouquette, R (1,1) ERA: 5.5	6.2 L 32 9 3 3 6 2 0 0 1 0 0 0 0 41 50 4.05 1.650																					
Orlando Pena, R (7,1) ERA: 2.21	1.1 4 1 0 0 1 0 0 0 0 0 0 0 3 7 0.00 0.750																					
Hank Aguirre, L (9,1) ERA: 2.22	0.2 4 1 0 0 0 0 1 0 0 0 0 0 3 7 0.00 1.500																					
Fred Gladding, R (9,1) ERA: 4.88	0.1 2 0 0 0 0 1 0 0 0 0 0 0 1 5 0.00 3.000																					

Batter	1	2	3	4	5	6	7	8	9	AB	R	H	RBI	BB	SO	LOB	BOTTOM			
Dick McAuliffe, L (1,5) OBP: 0.392, SLG: 0.481	SH1-3 1B 2B		F6							3	2	1	1	0	0		Washington Senators @ Detroit Tigers Tiger Stadium, Detroit, MI Tue Jun 14 1966, 7:05 PM EDT Att: 9,226 - Unknown livebaseballscorecards.com AB 31 R 2 H 5 RBI 2 BB 2 SO 8 LOB 9 			
Jerry Lumpe, L (1,4) OBP: 0.333, SLG: 0.366			F8			HR				1	0	0	0	0	0	0				
Dick Tracewski, R (6,4) OBP: 0.246, SLG: 0.133	SH1-3									0	0	0	0	1	0	0				
Orlando McFarlane, R (8,PH) OBP: 0.300, SLG: 0.395										1	0	0	0	0	1	1				
Hank Aguirre, R (9,1) ERA: 2.22	2-3									0	0	0	0	0	0	0				
Fred Gladding, L (9,1)										0	0	0	0	0	0	0				
Norm Cash, L (1,3) OBP: 0.310, SLG: 0.469	K									4	0	0	0	0	2	3				
Al Kaline, R (1,8) OBP: 0.380, SLG: 0.466										4	0	1	1	0	1	1				
Jim Northrup, L (1,9) OBP: 0.338, SLG: 0.433	F9									4	0	1	0	0	0	2				
Bill Freehan, R (1,2) OBP: 0.307, SLG: 0.414										4	0	1	0	0	0	1				
Gates Brown, L (1,7) OBP: 0.315, SLG: 0.347										4	0	0	0	0	1	1				
Ray Oyler, R (1,6) OBP: 0.429, SLG: 0.440										3	0	0	0	0	1	0				
Bill Monbouquette, R (1,1) OBP: 0.176, SLG: 0.125										2	0	0	0	0	2	0				
Orlando Pena, R (7,1) OBP: 0.167, SLG: 0.167										0	0	0	0	0	0	0				
Willie Horton, R (8,PH) OBP: 0.230, SLG: 0.333										1	0	0	0	0	0	0				
Jake Wood, R (9,4) OBP: 0.379, SLG: 0.472										0	0	0	0	0	0	0				
Inning Stats	R: 1 E: 0 K: 1 S: 7	H: 2 LOB: 1 BB: 0 P: 7	R: 0 E: 0 K: 1 S: 5	H: 0 LOB: 0 BB: 0 P: 5	R: 0 E: 0 K: 1 S: 6	H: 1 LOB: 1 BB: 0 P: 6	R: 0 E: 0 K: 1 S: 5	H: 0 LOB: 0 BB: 0 P: 5	R: 1 E: 1 K: 1 S: 6	H: 1 LOB: 1 BB: 1 P: 10	R: 0 E: 0 K: 1 S: 5	H: 0 LOB: 0 BB: 0 P: 5	R: 0 E: 0 K: 1 S: 5	H: 0 LOB: 1 BB: 1 P: 9	R: 0 E: 0 K: 0 S: 4	H: 1 LOB: 1 BB: 0 P: 4	1B: 2 2B: 2 3B: 0 HR: 1	SF: 0 SAC: 1 DP: 0 HBP: 0	WP: 0 PB: 0 SB: 0 CS: 0	PA: 34
PITCHER	IP WLS BF H R ER SO BB IBB HBP BLK WP HR S P ERA WHIP																			
Phil Ortega, R (1,1) ERA: 2.42	8.2 W 33 5 2 2 8 2 0 0 0 0 0 0 1 47 55 2.08 0.808																			
Dick Lines, L (9,1) ERA: 2.13	0.1 S 1 0 0 0 0 0 0 0 0 0 0 0 1 1 0.00 0.000																			

Batter	1	2	3	4	5	6	7	8	9	AB	R	H	RBI	BB	SO	LOB	TOP								
Luis Aparicio, R OBP: 0.273, SLG: 0.340 (1, 6)										5	1	1	0	0	0	0									
Russ Snyder, L OBP: 0.397, SLG: 0.437 (1, 8) (8, 7)										3	1	1	1	1	0	0									
Frank Robinson, R OBP: 0.466, SLG: 0.675 (1, 9)										4	1	3	1	0	0	1									
Brooks Robinson, R OBP: 0.341, SLG: 0.486 (1, 5)										4	0	0	0	0	0	3									
Boog Powell, L OBP: 0.390, SLG: 0.506 (1, 3)										3	2	3	1	1	0	0									
Curt Blefary, L OBP: 0.346, SLG: 0.463 Paul Blair, R OBP: 0.267, SLG: 0.351 (1, 7) (8, 8)										4	0	1	1	0	0	3									
Davey Johnson, R OBP: 0.312, SLG: 0.388 (1, 4)										4	0	0	0	0	0	4									
Andy Etchebarren, R OBP: 0.300, SLG: 0.416 (1, 2)										4	1	1	2	0	0	1									
Wally Bunker, R OBP: 0.207, SLG: 0.192 Moe Drabowsky, R OBP: 0.429, SLG: 0.200 (1, 1) (6, 1)										3	0	0	0	0	1	1									
Inning Stats	R: 3 E: 1 K: 0 S: 7	H: 4 LOB: 1 BB: 0 P: 7	R: 0 E: 0 K: 1 S: 5	H: 0 LOB: 0 BB: 0 P: 5	R: 0 E: 0 K: 0 S: 2	H: 0 LOB: 0 BB: 1 P: 6	R: 2 E: 0 K: 0 S: 4	H: 1 LOB: 0 BB: 1 P: 8	R: 0 E: 0 K: 0 S: 4	H: 1 LOB: 1 BB: 0 P: 4	R: 1 E: 0 K: 0 S: 5	H: 2 LOB: 1 BB: 0 P: 5	R: 0 E: 0 K: 0 S: 4	H: 1 LOB: 0 BB: 0 P: 4	R: 0 E: 0 K: 0 S: 3	H: 1 LOB: 0 BB: 0 P: 3	R: 0 E: 0 K: 0 S: 3	H: 0 LOB: 0 BB: 0 P: 3	1B: 6 2B: 2 3B: 0 HR: 2	SF: 0 SAC: 0 DP: 1 HBP: 0	WP: 0 PB: 0 SB: 0 CS: 1	PA: 37			
PITCHER	IP WLS BF H R ER SO BB IBB HBP BLK WP HR S P ERA WHIP	IP WLS BF H R ER SO BB IBB HBP BLK WP HR S P ERA WHIP	IP WLS BF H R ER SO BB IBB HBP BLK WP HR S P ERA WHIP	IP WLS BF H R ER SO BB IBB HBP BLK WP HR S P ERA WHIP	IP WLS BF H R ER SO BB IBB HBP BLK WP HR S P ERA WHIP	IP WLS BF H R ER SO BB IBB HBP BLK WP HR S P ERA WHIP	IP WLS BF H R ER SO BB IBB HBP BLK WP HR S P ERA WHIP	IP WLS BF H R ER SO BB IBB HBP BLK WP HR S P ERA WHIP	IP WLS BF H R ER SO BB IBB HBP BLK WP HR S P ERA WHIP	IP WLS BF H R ER SO BB IBB HBP BLK WP HR S P ERA WHIP	IP WLS BF H R ER SO BB IBB HBP BLK WP HR S P ERA WHIP	IP WLS BF H R ER SO BB IBB HBP BLK WP HR S P ERA WHIP	IP WLS BF H R ER SO BB IBB HBP BLK WP HR S P ERA WHIP	IP WLS BF H R ER SO BB IBB HBP BLK WP HR S P ERA WHIP	IP WLS BF H R ER SO BB IBB HBP BLK WP HR S P ERA WHIP	IP WLS BF H R ER SO BB IBB HBP BLK WP HR S P ERA WHIP	IP WLS BF H R ER SO BB IBB HBP BLK WP HR S P ERA WHIP	IP WLS BF H R ER SO BB IBB HBP BLK WP HR S P ERA WHIP	IP WLS BF H R ER SO BB IBB HBP BLK WP HR S P ERA WHIP	IP WLS BF H R ER SO BB IBB HBP BLK WP HR S P ERA WHIP	IP WLS BF H R ER SO BB IBB HBP BLK WP HR S P ERA WHIP	IP WLS BF H R ER SO BB IBB HBP BLK WP HR S P ERA WHIP	IP WLS BF H R ER SO BB IBB HBP BLK WP HR S P ERA WHIP	IP WLS BF H R ER SO BB IBB HBP BLK WP HR S P ERA WHIP	IP WLS BF H R ER SO BB IBB HBP BLK WP HR S P ERA WHIP

Baltimore Orioles @ Washington Senators
D.C. Stadium, Washington, DC
Wed Jun 15 1966, 7:05 PM EDT
Att: 13,507 - Unknown

livebaseballscorecards.com

AB 35
R 6
H 10
RBI 6
BB 2
SO 1
LOB 13

Batter	1	2	3	4	5	6	7	8	9	AB	R	H	RBI	BB	SO	LOB	BOTTOM								
Don Blasingame, L OBP: 0.311, SLG: 0.299 (1, 4)										4	0	1	0	0	0	1									
Fred Valentine, S OBP: 0.339, SLG: 0.418 (1, 3)										4	0	0	0	0	0	1									
Jim King, L OBP: 0.350, SLG: 0.424 (1, 9)										4	1	2	0	0	0	1									
Don Lock, R OBP: 0.375, SLG: 0.488 (1, 8)										4	0	1	0	0	1	2									
Willie Kirkland, L OBP: 0.276, SLG: 0.176 (1, 7)										4	1	1	0	0	2	2									
Ken McMullen, R OBP: 0.279, SLG: 0.342 (1, 5)										4	1	1	1	0	0	2									
Doug Camilli, R OBP: 0.287, SLG: 0.292 (1, 2)										4	0	1	2	0	1	0									
Ed Brinkman, R OBP: 0.254, SLG: 0.308 (1, 6)										4	1	1	1	0	3	1									
Dick Bosman, R OBP: 0.200, SLG: 0.200 Mike McCormick, L OBP: 0.320, SLG: 0.364 Bob Saverine, S OBP: 0.248, SLG: 0.283 Bob Humphreys, R OBP: 1.000, SLG: 1.000 (1, 1) (1, 1) (7, PH) (8, 1)										0	0	0	0	0	0	0									
Inning Stats	R: 0 E: 0 K: 1 S: 6	H: 1 LOB: 1 BB: 0 P: 6	R: 0 E: 0 K: 1 S: 5	H: 0 LOB: 0 BB: 0 P: 5	R: 1 E: 0 K: 0 S: 4	H: 1 LOB: 0 BB: 0 P: 4	R: 0 E: 0 K: 1 S: 6	H: 2 LOB: 1 BB: 0 P: 6	R: 0 E: 0 K: 1 S: 5	H: 0 LOB: 0 BB: 0 P: 5	R: 3 E: 0 K: 1 S: 9	H: 4 LOB: 1 BB: 0 P: 9	R: 0 E: 0 K: 1 S: 5	H: 0 LOB: 0 BB: 0 P: 5	R: 0 E: 0 K: 1 S: 5	H: 0 LOB: 0 BB: 0 P: 5	R: 0 E: 0 K: 1 S: 5	H: 0 LOB: 0 BB: 0 P: 5	1B: 4 2B: 3 3B: 0 HR: 1	SF: 0 SAC: 0 DP: 1 HBP: 0	WP: 0 PB: 0 SB: 0 CS: 0	PA: 35			
PITCHER	IP WLS BF H R ER SO BB IBB HBP BLK WP HR S P ERA WHIP	IP WLS BF H R ER SO BB IBB HBP BLK WP HR S P ERA WHIP	IP WLS BF H R ER SO BB IBB HBP BLK WP HR S P ERA WHIP	IP WLS BF H R ER SO BB IBB HBP BLK WP HR S P ERA WHIP	IP WLS BF H R ER SO BB IBB HBP BLK WP HR S P ERA WHIP	IP WLS BF H R ER SO BB IBB HBP BLK WP HR S P ERA WHIP	IP WLS BF H R ER SO BB IBB HBP BLK WP HR S P ERA WHIP	IP WLS BF H R ER SO BB IBB HBP BLK WP HR S P ERA WHIP	IP WLS BF H R ER SO BB IBB HBP BLK WP HR S P ERA WHIP	IP WLS BF H R ER SO BB IBB HBP BLK WP HR S P ERA WHIP	IP WLS BF H R ER SO BB IBB HBP BLK WP HR S P ERA WHIP	IP WLS BF H R ER SO BB IBB HBP BLK WP HR S P ERA WHIP	IP WLS BF H R ER SO BB IBB HBP BLK WP HR S P ERA WHIP	IP WLS BF H R ER SO BB IBB HBP BLK WP HR S P ERA WHIP	IP WLS BF H R ER SO BB IBB HBP BLK WP HR S P ERA WHIP	IP WLS BF H R ER SO BB IBB HBP BLK WP HR S P ERA WHIP	IP WLS BF H R ER SO BB IBB HBP BLK WP HR S P ERA WHIP	IP WLS BF H R ER SO BB IBB HBP BLK WP HR S P ERA WHIP	IP WLS BF H R ER SO BB IBB HBP BLK WP HR S P ERA WHIP	IP WLS BF H R ER SO BB IBB HBP BLK WP HR S P ERA WHIP	IP WLS BF H R ER SO BB IBB HBP BLK WP HR S P ERA WHIP	IP WLS BF H R ER SO BB IBB HBP BLK WP HR S P ERA WHIP	IP WLS BF H R ER SO BB IBB HBP BLK WP HR S P ERA WHIP	IP WLS BF H R ER SO BB IBB HBP BLK WP HR S P ERA WHIP	IP WLS BF H R ER SO BB IBB HBP BLK WP HR S P ERA WHIP

Baltimore Orioles @ Washington Senators
D.C. Stadium, Washington, DC
Wed Jun 15 1966, 7:05 PM EDT
Att: 13,507 - Unknown

livebaseballscorecards.com

AB 34
R 4
H 8
RBI 4
BB 1
SO 8
LOB 10

Batter	1	2	3	4	5	6	7	8	9	AB	R	H	RBI	BB	SO	LOB	TOP										
Luis Aparicio, R OBP: 0.269, SLG: 0.335	F8	F8			5-3			F9		4	0	0	0	0	0	3											
Bob Johnson, R OBP: 0.316, SLG: 0.255	F8		P4			K			BB	3	0	0	0	1	1	0											
Frank Robinson, R OBP: 0.462, SLG: 0.665	6-3		6-3				F9		FC4	3	0	0	0	1	0	0											
Brooks Robinson, R OBP: 0.340, SLG: 0.482		BB	P6				F8		F3	4	1	1	0	0	0	2											
Sam Bowers, R OBP: 0.316, SLG: 0.373		K			F8				P3	3	0	0	0	0	1	1											
Boog Powell, L OBP: 0.388, SLG: 0.503										1	0	0	0	0	0	2											
Davey Johnson, R OBP: 0.311, SLG: 0.382		WP	1-3				F8		FC4	3	0	0	0	1	0	2											
Paul Blair, R OBP: 0.260, SLG: 0.342		E5	F4				4-3			3	0	0	0	0	0	1											
Andy Etchebarren, R OBP: 0.296, SLG: 0.410		F9			P4			K		3	0	0	0	0	1	2											
Frank Bertaina, L OBP: 0.385, SLG: 0.406								F8		1	0	0	0	1	1	0											
Woodie Held, R OBP: 0.385, SLG: 0.406										1	0	0	0	0	0	0											
Eddie Fisher, R OBP: 0.385, SLG: 0.406										0	0	0	0	0	0	0											
Inning Stats	R: 0 E: 0 K: 0 S: 3	H: 0 LOB: 0 BB: 0 P: 3	R: 1 E: 1 K: 1 S: 7	H: 1 LOB: 3 BB: 2 P: 15	R: 0 E: 0 K: 0 S: 3	H: 0 LOB: 0 BB: 0 P: 3	R: 0 E: 0 K: 0 S: 3	H: 0 LOB: 0 BB: 0 P: 3	R: 0 E: 0 K: 1 S: 5	H: 0 LOB: 0 BB: 0 P: 5	R: 0 E: 0 K: 0 S: 3	H: 0 LOB: 0 BB: 0 P: 3	R: 0 E: 0 K: 1 S: 5	H: 0 LOB: 0 BB: 0 P: 5	R: 0 E: 0 K: 0 S: 3	H: 0 LOB: 2 BB: 2 P: 11	1B: 1 2B: 0 3B: 0 HR: 0	SF: 0 SAC: 0 DP: 0 HBP: 0	WP: 1 PB: 0 SB: 0 CS: 0	PA: 33							
PITCHER	IP	WLS	BF	H	R	ER	SO	BB	IBB	HBP	BLK	WP	HR	S	P	ERA	WHIP										
Pete Richert, L ERA: 2.61	8.0	W	30	1	1	0	4	4	0	0	0	1	0	34	50	0.00	0.625										
Ron Kline, R ERA: 3.0	1.0	S	3	0	0	0	0	0	0	0	0	0	0	3	3	0.00	0.000										

Baltimore Orioles @ Washington Senators
D.C. Stadium, Washington, DC
Thu Jun 16 1966, 7:05 PM EDT
Att. 4,764 - Unknown

AB 29
R 1
H 1
RBI 0
BB 4
SO 4
LOB 13



Batter	1	2	3	4	5	6	7	8	9	AB	R	H	RBI	BB	SO	LOB	BOTTOM										
Fred Valentine, S OBP: 0.342, SLG: 0.419	K		S		6-3			PB		4	1	2	0	0	1	0											
Ken Hamlin, R OBP: 0.277, SLG: 0.250	K		S		F9			SH2-4		3	1	1	0	0	1	0											
Don Lock, R OBP: 0.372, SLG: 0.477	1B		K		K			P4		3	0	0	0	1	2	3											
Frank Howard, R OBP: 0.360, SLG: 0.466								4-3		4	0	3	2	0	0	1											
Willie Kirkland, L OBP: 0.276, SLG: 0.176										0	0	0	0	0	0	0											
Ken McMullen, R OBP: 0.275, SLG: 0.337	5-3		G6-4-3				F7			3	0	0	0	0	0	4											
Doug Camilli, R OBP: 0.269, SLG: 0.284		F2			G6-4-3		G6-4-3			2	0	0	0	1	0	1											
Dick Nen, L OBP: 0.289, SLG: 0.301		4-3			G5-6-3			G5-4-3		3	0	1	0	0	0	1											
Ed Brinkman, R OBP: 0.256, SLG: 0.308		E2						G5-4-3		3	0	1	0	0	0	1											
Pete Richert, L OBP: 0.116, SLG: 0.116										3	0	0	0	0	2	2											
Ron Kline, R OBP: 0.400, SLG: 0.250		K			F3			K		0	0	0	0	0	0	0											
Inning Stats	R: 0 E: 0 K: 2 S: 8	H: 1 LOB: 2 BB: 1 P: 12	R: 0 E: 1 K: 1 S: 6	H: 0 LOB: 1 BB: 0 P: 6	R: 2 E: 0 K: 1 S: 7	H: 3 LOB: 0 BB: 0 P: 7	R: 0 E: 0 K: 0 S: 3	H: 1 LOB: 1 BB: 1 P: 7	R: 0 E: 0 K: 1 S: 5	H: 0 LOB: 0 BB: 0 P: 5	R: 0 E: 0 K: 0 S: 3	H: 1 LOB: 0 BB: 0 P: 3	R: 0 E: 0 K: 1 S: 5	H: 1 LOB: 0 BB: 0 P: 5	R: 0 E: 0 K: 0 S: 4	H: 1 LOB: 1 BB: 0 P: 4	1B: 8 2B: 0 3B: 0 HR: 0	SF: 0 SAC: 1 DP: 4 HBP: 0	WP: 0 PB: 1 SB: 2 CS: 0	PA: 31							
PITCHER	IP	WLS	BF	H	R	ER	SO	BB	IBB	HBP	BLK	WP	HR	S	P	ERA	WHIP										
Frank Bertaina, L ERA: 2.27	7.0	L	27	7	2	2	6	2	0	0	0	0	0	37	45	2.57	1.286										
Eddie Fisher, R ERA: 2.23	1.0		4	1	0	0	0	0	0	0	0	0	0	4	4	0.00	1.000										

Baltimore Orioles @ Washington Senators
D.C. Stadium, Washington, DC
Thu Jun 16 1966, 7:05 PM EDT
Att. 4,764 - Unknown

AB 28
R 2
H 8
RBI 2
BB 2
SO 6
LOB 13



Batter	1	2	3	4	5	6	7	8	9	10	11	AB	R	H	RBI	BB	SO	LOB	TOP													
Vic Davallillo, L OBP: 0.293, SLG: 0.320 (1, 8)	0-0 SH1-4 BB 1B		0-0 F4			0-0 1B 2B		0-0 6-3		0-0 1B		5	2	3	0	0	0	1														
Leon Wagner, L OBP: 0.313, SLG: 0.401 Bob Allen, L (8, 1)	4-0 SH1-4 BB 1B		0-0 FC6-4 CS			0-0 L4-3 1B		0-0 HR 2B		0-0 F7		3	1	2	1	1	0	1														
Chico Salmon, R OBP: 0.331, SLG: 0.436 (1, 6)	0-0 SH1-4		0-0 CS		0-0 G1-4-3 1B		0-0 L4-3		0-0 HR		0-0 5-3		4	1	2	2	0	0	2													
Rocky Colavito, R OBP: 0.333, SLG: 0.350 (1, 9)	0-0 1B		0-0 G1-4-3		0-0 G1-4-3		0-0 F9		0-0 F4		0-0 F6		5	0	1	1	0	0	1													
Fred Whitfield, L OBP: 0.275, SLG: 0.413 (1, 3)	0-0 6-3		0-3 K				0-0 4-3		0-0 G3		0-0 4-3		5	0	0	0	0	1	1													
Max Alvis, R OBP: 0.337, SLG: 0.341 (1, 5)		0-0 L5-3 1B					0-0 5-6-3		0-3 K		0-0 1B		4	0	2	0	1	1	0													
Joe Azcue, R OBP: 0.380, SLG: 0.391 (1, 2)		0-0 L5-3					0-0 6-3		0-0 F4		0-0 5-3		5	0	1	0	0	0	3													
Larry Brown, R OBP: 0.306, SLG: 0.311 Tony Curry, L OBP: 0.400, SLG: 0.400 Pedro Gonzalez, R OBP: 0.288, SLG: 0.301 (7, PH) (7, 4)	0-0 F7		0-0 E5				0-0 F8		0-0 4-3				2	0	0	0	0	0	0													
Gary Bell, R OBP: 0.287, SLG: 0.154 Chuck Hinton, R OBP: 0.287, SLG: 0.252 (8, PH) (8, 7)	4-0 FC6-4 BB		0-3 K				0-3 K		0-3 K		0-0 F3		1	0	0	0	1	1	1													
Inning Stats	R: 1 E: 0 K: 0 S: 4	H: 2 LOB: 1 BB: 1 P: 8	R: 0 E: 0 K: 0 S: 3	H: 1 LOB: 0 BB: 0 P: 3	R: 0 E: 0 K: 0 S: 2	H: 0 LOB: 0 BB: 1 P: 6	R: 0 E: 0 K: 1 S: 5	H: 1 LOB: 0 BB: 0 P: 5	R: 0 E: 0 K: 1 S: 6	H: 0 LOB: 1 BB: 0 P: 6	R: 1 E: 0 K: 0 S: 4	H: 2 LOB: 0 BB: 0 P: 4	R: 0 E: 0 K: 1 S: 3	H: 0 LOB: 1 BB: 1 P: 7	R: 2 E: 0 K: 1 S: 7	H: 2 LOB: 0 BB: 0 P: 7	R: 0 E: 0 K: 1 S: 6	H: 1 LOB: 1 BB: 0 P: 6	R: 0 E: 0 K: 0 S: 4	H: 1 LOB: 1 BB: 0 P: 4	R: 0 E: 0 K: 0 S: 4	H: 1 LOB: 1 BB: 0 P: 4	1B: 8 2B: 4 3B: 0 HR: 1	SF: 0 SAC: 1 DP: 3 HBP: 0	WP: 0 PB: 0 SB: 0 CS: 1	PA: 44						
PITCHER	IP ERA WLS BF H R ER SO BB IBB HBP BLK WP HR S P ERA WHIP	2.0 4.27 9 22 5 3 3 3 1 0 0 0 0 1 27 31 4.50 1.000	3.0 3.46 W 12 3 0 0 1 0 0 0 0 0 0 14 14 0.00 1.000	3.0 3.22 W 12 3 0 0 1 0 0 0 0 0 0 14 14 0.00 1.000																												

Cleveland Indians @ Washington Senators
D.C. Stadium, Washington, DC
Fri Jun 17 1966, 7:05 PM EDT
Att: 18,480 - Unknown

livebaseballscores.com

AB 39
R 4
H 11
RBI 4
BB 3
SO 4
LOB 13



Batter	1	2	3	4	5	6	7	8	9	10	11	AB	R	H	RBI	BB	SO	LOB	BOTTOM													
Don Blasingame, L OBP: 0.317, SLG: 0.315 Ken Hamlin, R OBP: 0.282, SLG: 0.247 (8, PH) (9, 4)	0-0 F8 2B		0-0 6-3			0-0 FC1-2 1B 2B		0-0 G3		0-0 F2		4	1	2	0	0	0	1														
Ken McMullen, R OBP: 0.295, SLG: 0.343 (1, 5)	4-0 F8 BB		0-0 1B		0-0 FC1-2 2B 1B		0-3 K		0-0 F8		0-0 E 1B IBB		5	1	3	0	1	1	1													
Jim King, L OBP: 0.344, SLG: 0.414 (1, 9)	0-0 F8		0-0 4-3		0-0 FC1-2 2B 1B		0-0 G5-4-3 1B		0-3 K		0-0 E4		6	0	1	0	0	1	8													
Frank Howard, R OBP: 0.356, SLG: 0.464 (1, 7)	0-3 K		0-3 K		0-0 K		0-0 G5-4-3		0-0 6-3				5	0	1	2	0	2	3													
Dick Nen, L OBP: 0.292, SLG: 0.300 (1, 3)	0-0 F9		0-0 1B WP		0-0 IBB		0-3 K		0-3 K		0-3 K		4	1	1	0	1	2	2													
Don Lock, R OBP: 0.386, SLG: 0.467 (1, 8)		0-0 6-3		0-3 K		0-3 K		0-0 1-3		0-0 FC6-4 1B		5	0	1	0	0	2	4														
Doug Camilli, R OBP: 0.285, SLG: 0.278 (1, 2)		0-0 F7		0-0 WP 1B		0-0 1-3		0-0 F3		0-0 F8		5	0	1	0	0	0	4														
Ed Brinkman, R OBP: 0.259, SLG: 0.315 (1, 6)		0-0 4-3		0-3 K		0-0 G3 SH1-4 1B		0-0 E 2B		0-0 FC6-4		5	1	2	0	0	1	2														
Diego Segui, R OBP: 0.231, SLG: 0.167 Bob Humphreys, R OBP: 0.667, SLG: 0.500 Fred Valentine, S OBP: 0.344, SLG: 0.422 Casey Cox, R OBP: 0.253, SLG: 0.295 (11, PH)	0-0 K		0-3 K		4-0 1B FC1-2 BB		0-0 SH1-4		0-0 E2 1B		0-0 1B E 2B		0	0	0	0	0	0	0													
Inning Stats	R: 0 E: 0 K: 1 S: 6	H: 1 LOB: 2 BB: 1 P: 10	R: 0 E: 0 K: 0 S: 3	H: 0 LOB: 0 BB: 0 P: 3	R: 0 E: 0 K: 1 S: 6	H: 1 LOB: 1 BB: 1 P: 6	R: 1 E: 0 K: 3 S: 11	H: 2 LOB: 1 BB: 0 P: 11	R: 2 E: 0 K: 1 S: 8	H: 3 LOB: 3 BB: 2 P: 16	R: 0 E: 0 K: 1 S: 6	H: 1 LOB: 1 BB: 0 P: 6	R: 0 E: 0 K: 1 S: 5	H: 1 LOB: 1 BB: 0 P: 5	R: 1 E: 1 K: 0 S: 5	H: 2 LOB: 2 BB: 0 P: 5	R: 0 E: 0 K: 1 S: 5	H: 0 LOB: 0 BB: 0 P: 5	R: 0 E: 0 K: 1 S: 6	H: 1 LOB: 1 BB: 0 P: 6	R: 1 E: 1 K: 0 S: 3	H: 2 LOB: 3 BB: 1 P: 7	1B: 10 2B: 4 3B: 0 HR: 0	SF: 0 SAC: 1 DP: 1 HBP: 0	WP: 1 PB: 0 SB: 0 CS: 0	PA: 48						
PITCHER	IP ERA WLS BF H R ER SO BB IBB HBP BLK WP HR S P ERA WHIP	7.0 2.67 L 16 5 2 1 2 0 1 0 0 0 0 19 23 3.00 1.667																														

Cleveland Indians @ Washington Senators
D.C. Stadium, Washington, DC
Fri Jun 17 1966, 7:05 PM EDT
Att: 18,480 - Unknown

livebaseballscores.com

AB 43
R 5
H 14
RBI 3
BB 4
SO 10
LOB 26



Batter	1	2	3	4	5	6	7	8	9	AB	R	H	RBI	BB	SO	LOB	TOP										
Vic Davallillo, L (1.8) OBP: 0.295, SLG: 0.318	0-0 4-3			0-0 HR		4-0 1B	0-0 F8		0-0 FC4-6	4	1	1	0	1	0	1											
Leon Wagner, L (1.7) OBP: 0.317, SLG: 0.422	0-0 4-3			0-0 HR					0-0 F4	4	2	2	2	0	1	1											
Jim Landis, R (8.9) OBP: 0.361, SLG: 0.405				1-H HR					0-0 HR	1	0	0	0	0	0	1											
Chico Salmon, R (1.6) OBP: 0.329, SLG: 0.426	0-0 F8			4-0 BB		0-3 K	0-3 K	0-3 K		3	0	0	0	1	2	2											
Rocky Colavito, R (1.9) OBP: 0.332, SLG: 0.348		0-0 F8		0-0 F6		0-0 FC6-4		0-0 F2		4	0	1	0	0	0	2											
Chuck Hinton, R (8.7) OBP: 0.297, SLG: 0.252						1-3 1B				0	0	0	0	0	0	0											
Fred Whitfield, L (1.3) OBP: 0.274, SLG: 0.424	0-0 4-3			0-3 K		0-0 FC6-4		0-0 HR		4	1	1	2	0	1	3											
Max Alvis, R (1.5) OBP: 0.332, SLG: 0.335	0-3 K			0-0 L5				0-0 F7	0-0 5-3	4	0	0	0	0	1	1											
Buddy Booker, L (1.2) OBP: 0.400, SLG: 1.000			0-0 F7		0-3 K		0-0 HR		0-0 HR	4	2	2	1	0	1	0											
Pedro Gonzalez, R (1.4) OBP: 0.267, SLG: 0.316			0-0 6-3		0-0 F8		0-0 HR		0-0 F3	4	1	1	2	0	0	0											
Sonny Siebert, R (1.1) OBP: 0.194, SLG: 0.200			0-0 G3		0-3 K		0-0 F7		0-0 FC4-6	4	0	1	0	0	1	0											
Inning Stats	R: 0 E: 0 K: 0 S: 3	H: 0 LOB: 0 BB: 0 P: 3	R: 0 E: 0 K: 1 S: 5	H: 0 LOB: 0 BB: 0 P: 5	R: 0 E: 0 K: 0 S: 3	H: 0 LOB: 0 BB: 0 P: 3	R: 2 E: 0 K: 1 S: 7	H: 2 LOB: 1 BB: 1 P: 11	R: 0 E: 0 K: 2 S: 8	H: 1 LOB: 2 BB: 1 P: 12	R: 2 E: 0 K: 0 S: 5	H: 2 LOB: 0 BB: 0 P: 5	R: 2 E: 0 K: 1 S: 7	H: 2 LOB: 0 BB: 0 P: 7	R: 1 E: 0 K: 0 S: 5	H: 2 LOB: 1 BB: 0 P: 5	1B: 5 2B: 0 3B: 0 HR: 4	SF: 0 SAC: 0 DP: 0 HBP: 0	WP: 0 PB: 0 SB: 0 CS: 0	PA: 38							
PITCHER	IP	WLS	BF	H	R	ER	SO	BB	IBB	HBP	BLK	WP	HR	S	P	ERA	WHIP										
Phil Ortega, R (1.1) ERA: 2.61	7.0	L	28	5	4	4	6	2	0	0	0	0	2	38	46	5.14	1.000										
Ron Kline, R (8.1) ERA: 3.51	2.0		10	4	3	3	1	0	0	0	0	0	2	12	12	13.50	2.000										

Cleveland Indians @ Washington Senators
D.C. Stadium, Washington, DC
Sat Jun 18 1966, 3:33 AM EDT
Att: 4,829 - Unknown


AB 36
R 7
H 9
RBI 7
BB 2
SO 7
LOB 11



Batter	1	2	3	4	5	6	7	8	9	AB	R	H	RBI	BB	SO	LOB	BOTTOM										
Don Blasingame, L (1.4) OBP: 0.315, SLG: 0.313	0-0 F8		0-0 SH5-3		0-0 F9			0-3 K		4	1	1	0	0	1	0											
Ken McMullen, R (1.5) OBP: 0.286, SLG: 0.343	0-0 1-3		0-0 SH5-3		0-0 G3-6-3			0-0 6-3		3	0	1	0	0	0	0											
Jim King, L (1.9) OBP: 0.341, SLG: 0.405	4-0 BB		0-0 F4		0-0 G3-6-3			0-0 F9		3	0	0	0	1	0	2											
Frank Howard, R (1.7) OBP: 0.354, SLG: 0.469	0-0 E4		0-0 3B		0-0 5-3			0-0 F5		4	0	1	1	0	0	1											
Dick Nen, L (1.3) OBP: 0.286, SLG: 0.292	0-0 F8		0-0 F8		0-0 L3			0-0 G3		4	0	0	0	0	0	3											
Don Lock, R (1.8) OBP: 0.364, SLG: 0.460		0-0 F7		0-0 5-3		0-0 CS		0-0 6-3		4	0	1	0	0	0	0											
Doug Camilli, R (1.2) OBP: 0.267, SLG: 0.317		0-0 HR		0-0 F4		0-0 CS	0-0 F9			3	1	1	1	0	0	0											
Ed Brinkman, R (1.6) OBP: 0.260, SLG: 0.315		0-0 6-3		0-0 1B			0-0 4-3			3	0	1	0	0	0	0											
Phil Ortega, R (1.1) OBP: 0.156, SLG: 0.069		0-0 F9		0-0 4-3			0-0 F9			2	0	0	0	0	0	1											
Willie Kirkland, L (7. PH) OBP: 0.271, SLG: 0.173										1	0	0	0	0	0	0											
Ron Kline, R (8.1) OBP: 0.400, SLG: 0.250										0	0	0	0	0	0	0											
Inning Stats	R: 0 E: 1 K: 0 S: 4	H: 0 LOB: 2 BB: 1 P: 8	R: 1 E: 0 K: 0 S: 4	H: 1 LOB: 0 BB: 0 P: 4	R: 1 E: 0 K: 0 S: 5	H: 2 LOB: 1 BB: 0 P: 5	R: 0 E: 0 K: 0 S: 4	H: 1 LOB: 0 BB: 0 P: 4	R: 0 E: 0 K: 0 S: 3	H: 1 LOB: 0 BB: 0 P: 3	R: 0 E: 0 K: 0 S: 3	H: 0 LOB: 0 BB: 0 P: 3	R: 0 E: 0 K: 1 S: 5	H: 0 LOB: 0 BB: 0 P: 5	R: 0 E: 0 K: 0 S: 3	H: 0 LOB: 0 BB: 0 P: 3	1B: 4 2B: 0 3B: 1 HR: 1	SF: 0 SAC: 1 DP: 1 HBP: 0	WP: 0 PB: 0 SB: 0 CS: 1	PA: 34							
PITCHER	IP	WLS	BF	H	R	ER	SO	BB	IBB	HBP	BLK	WP	HR	S	P	ERA	WHIP										
Sonny Siebert, R (1.1) ERA: 3.01	9.0	W	33	6	2	2	1	1	0	0	0	0	1	34	38	2.00	0.778										

Cleveland Indians @ Washington Senators
D.C. Stadium, Washington, DC
Sat Jun 18 1966, 3:33 AM EDT
Att: 4,829 - Unknown

AB 31
R 2
H 6
RBI 2
BB 1
SO 1
LOB 7



Batter	1	2	3	4	5	6	7	8	9	AB	R	H	RBI	BB	SO	LOB	TOP					
Jim Landis, R (1,8) OBP: 0.356, SLG: 0.398	5-3		K			FC5-4 1B		F7		4	0	1	0	0	1	1	Cleveland Indians @ Washington Senators D.C. Stadium, Washington, DC Sun Jun 19 1966, 3:33 AM EDT Att: 31,816 - Unknown livebaseballscores.com					
Chuck Hinton, R (1,7) OBP: 0.286, SLG: 0.245	6-3		CS BB			F9		F9		3	0	0	0	1	0	2						
Chico Salmon, R (1,6) OBP: 0.327, SLG: 0.436	6-3		CS		SF9 3B	F8		F7		4	1	1	0	0	0	1						
Rocky Colavito, R (1,9)		4-3			SF9	FC5-4		6-3		3	0	0	1	0	0	1						
Fred Whitfield, L (1,3) OBP: 0.274, SLG: 0.421		1B 1B			3-H K			F5		4	0	1	0	0	1	0						
Max Alvis, R (1,5) OBP: 0.332, SLG: 0.335		1-2 1B			F9			F6		3	0	1	0	0	0	0						
Joe Azcue, R (1,2) OBP: 0.369, SLG: 0.379		K				F8		6-3		3	0	0	0	0	1	2						
Pedro Gonzalez, R (1,4) OBP: 0.263, SLG: 0.311		K				L5		E3 F7 SH1-3		3	0	0	0	0	1	2						
Jack Kralick, L (1,1) OBP: 0.167, SLG: 0.167										2	0	0	0	0	1	0						
Larry Brown, R (8, PH) OBP: 0.306, SLG: 0.311										0	0	0	0	0	0	0						
Dick Radatz, R (8, 1)										0	0	0	0	0	0	0						
Inning Stats	R: 0 E: 0 K: 0 S: 3	H: 0 LOB: 0 BB: 0 P: 3	R: 0 E: 0 K: 2 S: 9	H: 2 LOB: 2 BB: 0 P: 9	R: 0 E: 0 K: 1 S: 4	H: 0 LOB: 0 BB: 1 P: 8	R: 1 E: 0 K: 1 S: 6	H: 1 LOB: 0 BB: 0 P: 6	R: 0 E: 0 K: 1 S: 5	H: 0 LOB: 0 BB: 0 P: 5	R: 0 E: 0 K: 0 S: 4	H: 1 LOB: 1 BB: 0 P: 4	R: 0 E: 0 K: 0 S: 3	H: 0 LOB: 0 BB: 0 P: 3	R: 0 E: 1 K: 0 S: 4	H: 0 LOB: 1 BB: 0 P: 4	R: 0 E: 0 K: 0 S: 3	H: 0 LOB: 0 BB: 0 P: 3	1B: 3 2B: 0 3B: 1 HR: 0	SF: 1 SAC: 1 DP: 0 HBP: 0	WP: 0 PB: 0 SB: 0 CS: 1	PA: 33
PITCHER Mike McCormick, L (1,1) ERA: 3.78	IP: 9.0 WLS: W BF: 32 H: 4 R: 1 ER: 1 SO: 5 BB: 1 IBB: 0 HBP: 0 BLK: 0 WP: 0 HR: 0 S: 41 P: 45 ERA: 1.00 WHIP: 0.556															PITCHER						

Batter	1	2	3	4	5	6	7	8	9	AB	R	H	RBI	BB	SO	LOB	BOTTOM			
Fred Valentine, S (1,9) OBP: 0.347, SLG: 0.437	HR					K		G3		4	1	2	1	0	1	0	Cleveland Indians @ Washington Senators D.C. Stadium, Washington, DC Sun Jun 19 1966, 3:33 AM EDT Att: 31,816 - Unknown livebaseballscores.com			
Ken Hamlin, R (1,4) OBP: 0.281, SLG: 0.286	6-3		F8			HR		K		4	1	1	1	0	1	1				
Ken McMullen, R (1,5) OBP: 0.289, SLG: 0.343	K				F8	FC6-4 1B		BB		3	0	1	0	1	1	0				
Frank Howard, R (1,7) OBP: 0.349, SLG: 0.461	F8				5-3	FC6-4		F7		4	0	0	0	0	0	2				
Willie Kirkland, L (9,7) OBP: 0.271, SLG: 0.173						1-2				0	0	0	0	0	0	0				
Don Lock, R (1,8) OBP: 0.363, SLG: 0.465		3-1			F6			SH3-4 2B		3	0	1	0	0	0	0				
Doug Camilli, R (1,2) OBP: 0.261, SLG: 0.310		F7				E5 G5-4-3		SH3-4		2	0	0	0	0	0	0				
Dick Nen, L (1,3) OBP: 0.281, SLG: 0.287		F2				K		6-3		3	0	0	0	0	1	2				
Ed Brinkman, R (1,6) OBP: 0.261, SLG: 0.313					F9	G5-4-3				2	0	0	0	1	0	1				
Mike McCormick, L (1,1) OBP: 0.286, SLG: 0.320					4-3			K		3	0	0	0	0	2	2				
Inning Stats	R: 1 E: 0 K: 1 S: 6	H: 1 LOB: 0 BB: 0 P: 6	R: 0 E: 0 K: 0 S: 3	H: 0 LOB: 0 BB: 0 P: 3	R: 0 E: 0 K: 0 S: 4	H: 1 LOB: 1 BB: 0 P: 4	R: 0 E: 0 K: 0 S: 3	H: 0 LOB: 0 BB: 0 P: 3	R: 0 E: 1 K: 2 S: 9	H: 2 LOB: 1 BB: 0 P: 9	R: 0 E: 0 K: 1 S: 6	H: 1 LOB: 2 BB: 1 P: 10	R: 0 E: 0 K: 1 S: 5	H: 0 LOB: 1 BB: 1 P: 9	R: 0 E: 0 K: 1 S: 5	H: 0 LOB: 1 BB: 1 P: 9	1B: 2 2B: 1 3B: 0 HR: 2	SF: 0 SAC: 1 DP: 1 HBP: 0	WP: 0 PB: 0 SB: 0 CS: 0	PA: 31
PITCHER Jack Kralick, L (1,1) ERA: 4.28	IP: 7.0 WLS: L BF: 27 H: 5 R: 2 ER: 2 SO: 5 BB: 0 IBB: 1 HBP: 0 BLK: 0 WP: 0 HR: 2 S: 36 P: 40 ERA: 2.57 WHIP: 0.714															PITCHER				
Dick Radatz, R (8, 1) ERA: 5.64	IP: 1.0 WLS: L BF: 4 H: 0 R: 0 ER: 0 SO: 1 BB: 1 IBB: 0 HBP: 0 BLK: 0 WP: 0 HR: 0 S: 5 P: 9 ERA: 0.00 WHIP: 1.000															PITCHER				

Batter	1	2	3	4	5	6	7	8	9	AB	R	H	RBI	BB	SO	LOB	TOP			
Jim Landis, R (1, 8) OBP: 0.352, SLG: 0.391	0-0 6-3		0-0 G4-6-3 1B			0-0 6-3			0-0 F3	4	0	1	0	0	0	0				
Leon Wagner, L (1, 7) OBP: 0.310, SLG: 0.412	0-0 4-3		0-0 G4-6-3 1-2			0-0 L8			0-0 E4 2B	4	0	0	0	0	0	1				
Chico Salmon, R (1, 6) OBP: 0.325, SLG: 0.431	0-0 F8			0-0 G6-4-3 1B					0-0 F8	4	0	1	0	0	0	1				
Rocky Colavito, R (1, 9) OBP: 0.333, SLG: 0.368 Vic Davallio, L (9, PR) OBP: 0.295, SLG: 0.318		4-0 2B SF8 BB		0-0 G6-4-3 1-2					0-0 HR	3	2	2	1	1	0	1				
Fred Whitfield, L (1, 3) OBP: 0.274, SLG: 0.423		0-0 1B CS 2B		0-0 4-3					0-0 6-3	4	0	1	0	0	1	2				
Max Alvis, R (1, 5) OBP: 0.328, SLG: 0.332		0-0 SF8				0-0 F5			0-0 F4	2	0	0	1	0	0	0				
Joe Azcue, R (1, 2) OBP: 0.358, SLG: 0.367		0-3 K				0-0 F7			0-0 F9	3	0	0	0	0	1	1				
Pedro Gonzalez, R (1, 4) OBP: 0.269, SLG: 0.317		0-0 2-3 1B				0-0 F3			0-0 1B	3	0	2	0	0	0	0				
John O'Donoghue, R (1, 1) OBP: 0.118, SLG: 0.176 Chuck Hinton, R (8, PH) OBP: 0.283, SLG: 0.243 Dick Radatz, R (8, 1)		0-0 CS		0-0 5-3		0-3 K			0-3 K	2	0	0	0	0	1	0				
		0-0 3-H								1	0	0	0	0	1	0				
		0-0 3-H								0	0	0	0	0	0	0				
Inning Stats	R: 0 E: 0 K: 0 S: 3	H: 0 LOB: 0 BB: 0 P: 3	R: 1 E: 0 K: 1 S: 6	H: 2 LOB: 1 BB: 1 P: 10	R: 0 E: 0 K: 0 S: 3	H: 1 LOB: 0 BB: 0 P: 3	R: 0 E: 0 K: 0 S: 3	H: 0 LOB: 0 BB: 0 P: 3	R: 0 E: 0 K: 1 S: 5	H: 0 LOB: 0 BB: 0 P: 5	R: 1 E: 0 K: 0 S: 4	H: 1 LOB: 0 BB: 0 P: 4	R: 0 E: 0 K: 1 S: 5	H: 1 LOB: 0 BB: 0 P: 5	R: 0 E: 1 K: 1 S: 7	H: 1 LOB: 2 BB: 0 P: 7	1B: 4 2B: 2 3B: 0 HR: 1	SF: 1 SAC: 0 DP: 2 HBP: 0	WP: 0 PB: 0 SB: 0 CS: 1	PA: 33
PITCHER Pete Richert, L (1, 1) ERA: 2.56	IP: 9.0 WLS: W BF: 32 H: 7 R: 2 ER: 2 SO: 4 BB: 1 IBB: 0 HBP: 0 BLK: 0 WP: 0 HR: 1 S: 39 P: 43 ERA: 2.00 WHIP: 0.889															PITCHER	IP: 9.0 WLS: W BF: 32 H: 7 R: 2 ER: 2 SO: 4 BB: 1 IBB: 0 HBP: 0 BLK: 0 WP: 0 HR: 1 S: 39 P: 43 ERA: 2.00 WHIP: 0.889			

Cleveland Indians @ Washington Senators
D.C. Stadium, Washington, DC
Mon Jun 20 1966, 7:05 PM EDT
Att: 7,967 - Unknown

AB	30
R	2
H	7
RBI	2
BB	1
SO	4
LOB	6



Batter	1	2	3	4	5	6	7	8	9	AB	R	H	RBI	BB	SO	LOB	BOTTOM			
Fred Valentine, S (1, 9) OBP: 0.345, SLG: 0.438	0-0 F9			0-0 F3					0-0 6-3	4	0	1	1	0	0	1				
Ken Hamlin, R (1, 4) OBP: 0.289, SLG: 0.272	0-0 F5	1-3 3-H 2B				0-0 F5			0-0 6-3	4	0	0	0	0	0	3				
Ken McMullen, R (1, 5) OBP: 0.289, SLG: 0.345	0-0 2B			0-0 5-3		0-0 F8			0-0 F8	4	0	1	0	0	0	0				
Frank Howard, R (1, 7) OBP: 0.343, SLG: 0.452 Willie Kirkland, L (9, 7) OBP: 0.271, SLG: 0.173	0-0 6-3			0-0 6-3		0-0 6-3			0-0 6-3	4	0	0	0	0	0	1				
Don Lock, R (1, 8) OBP: 0.360, SLG: 0.455		4-0 FC6-4 BB		0-3 K		0-0 F3			0-3 K	3	0	0	0	1	2	0				
Doug Camilli, R (1, 2) OBP: 0.281, SLG: 0.341		0-0 FC6-4 1B E		0-0 4-3		0-0 HR			0-3 K	4	2	1	1	0	1	1				
Dick Nen, L (1, 3) OBP: 0.285, SLG: 0.291 Bob Saverine, S (2, PR) OBP: 0.283, SLG: 0.305		0-0 E 2B 1B		0-0 E5 2B 1B		0-0 1B			0-0 1B	1	0	1	0	0	0	0				
Ed Brinkman, R (1, 6) OBP: 0.261, SLG: 0.317		0-0 E6 2B		0-0 2B 1B		0-3 K			0-3 K	3	0	1	1	0	1	2				
Pete Richert, L (1, 1) OBP: 0.109, SLG: 0.109		0-3 K		0-0 F8		0-3 K			0-3 K	3	0	0	0	0	2	4				
Inning Stats	R: 0 E: 0 K: 0 S: 4	H: 1 LOB: 1 BB: 0 P: 4	R: 2 E: 1 K: 1 S: 8	H: 2 LOB: 3 BB: 1 P: 12	R: 0 E: 0 K: 1 S: 5	H: 0 LOB: 0 BB: 0 P: 5	R: 1 E: 1 K: 0 S: 5	H: 2 LOB: 1 BB: 0 P: 5	R: 0 E: 0 K: 0 S: 3	H: 0 LOB: 0 BB: 0 P: 3	R: 1 E: 0 K: 2 S: 9	H: 2 LOB: 1 BB: 0 P: 9	R: 0 E: 0 K: 0 S: 3	H: 0 LOB: 0 BB: 0 P: 3	R: 0 E: 0 K: 2 S: 7	H: 0 LOB: 0 BB: 0 P: 7	1B: 3 2B: 3 3B: 0 HR: 1	SF: 0 SAC: 0 DP: 0 HBP: 0	WP: 0 PB: 0 SB: 0 CS: 0	PA: 33
PITCHER John O'Donoghue, L (1, 1) ERA: 3.04 Dick Radatz, R (8, 1) ERA: 5.46	IP: 7.0 WLS: L BF: 30 H: 7 R: 4 ER: 2 SO: 4 BB: 1 IBB: 0 HBP: 0 BLK: 0 WP: 0 HR: 1 S: 37 P: 41 ERA: 2.57 WHIP: 1.143															PITCHER	IP: 1.0 WLS: L BF: 3 H: 0 R: 0 ER: 0 SO: 2 BB: 0 IBB: 0 HBP: 0 BLK: 0 WP: 0 HR: 0 S: 7 P: 7 ERA: 0.00 WHIP: 0.000			

Cleveland Indians @ Washington Senators
D.C. Stadium, Washington, DC
Mon Jun 20 1966, 7:05 PM EDT
Att: 7,967 - Unknown

AB	32
R	4
H	7
RBI	3
BB	1
SO	6
LOB	12



Batter	1	2	3	4	5	6	7	8	9	AB	R	H	RBI	BB	SO	LOB	TOP			
Dick McAuliffe, L (1, 5) OBP: 0.406, SLG: 0.571										4	2	2	0	0	1	0	Detroit Tigers @ Washington Senators D.C. Stadium, Washington, DC Tue Jun 21 1966, 7:05 PM EDT Att: 7,541 - Unknown			
Dick Tracewski, R (1, 4) OBP: 0.225, SLG: 0.162										3	1	0	0	1	1					
Norm Cash, L (1, 3) OBP: 0.313, SLG: 0.456										4	1	2	2	0	1					
Al Kaline, R (1, 8) OBP: 0.398, SLG: 0.515										3	1	0	1	1	1					
Mickey Stanley, R (8, 8) OBP: 0.308, SLG: 0.227										0	0	0	0	0	0					
Jim Northrup, L (1, 9) OBP: 0.337, SLG: 0.453										4	0	1	2	0	0					
Willie Horton, R (1, 7) OBP: 0.313, SLG: 0.399										2	0	0	0	2	2					
Bill Freehan, R (1, 2) OBP: 0.304, SLG: 0.404										3	0	0	0	1	0					
Ray Oyler, R (1, 6) OBP: 0.360, SLG: 0.329										3	0	0	0	1	0					
Denny McLain, R (1, 1) OBP: 0.255, SLG: 0.244										4	0	0	0	0	2					
Inning Stats	R: 3 E: 0 K: 2 S: 10	H: 3 LOB: 1 BB: 1 P: 14	R: 0 E: 0 K: 1 S: 5	H: 0 LOB: 0 BB: 0 P: 5	R: 0 E: 0 K: 1 S: 5	H: 0 LOB: 0 BB: 0 P: 5	R: 0 E: 0 K: 0 S: 2	H: 0 LOB: 2 BB: 3 P: 14	R: 2 E: 0 K: 0 S: 4	H: 2 LOB: 0 BB: 1 P: 8	R: 0 E: 0 K: 2 S: 7	H: 0 LOB: 0 BB: 0 P: 7	R: 0 E: 0 K: 1 S: 5	H: 0 LOB: 0 BB: 0 P: 5	R: 0 E: 0 K: 0 S: 3	H: 0 LOB: 0 BB: 0 P: 3	1B: 2 2B: 1 3B: 2 HR: 0	SF: 0 SAC: 0 DP: 2 HBP: 0	WP: 0 PB: 0 SB: 1 CS: 0	PA: 36
PITCHER	IP WLS BF H R ER SO BB IBB HBP BLK WP HR S P ERA WHIP																			
Diego Segui, R (1, 1) ERA: 4.75	0.1 L 5 3 3 3 1 1 0 0 0 0 0 0 6 10 81.00 12.000																			
Bob Humphreys, R (1, 1) ERA: 3.21	3.0 12 0 0 0 3 3 0 0 0 0 0 0 15 27 0.00 1.000																			
Dick Lines, L (4, 1) ERA: 2.67	1.2 6 2 2 2 0 1 0 0 0 0 0 0 5 9 10.80 1.800																			
Jim Duckworth, R (6, 1) ERA: 5.02	2.0 7 0 0 0 3 1 0 0 0 0 0 0 12 16 0.00 0.500																			
Casey Cox, R (8, 1) ERA: 3.1	2.0 6 0 0 0 1 0 0 0 0 0 0 0 8 8 0.00 0.000																			

Batter	1	2	3	4	5	6	7	8	9	AB	R	H	RBI	BB	SO	LOB	BOTTOM					
Don Blasingame, L (1, 4) OBP: 0.321, SLG: 0.322										3	0	1	0	1	0	1	Detroit Tigers @ Washington Senators D.C. Stadium, Washington, DC Tue Jun 21 1966, 7:05 PM EDT Att: 7,541 - Unknown					
Fred Valentine, S (1, 8) OBP: 0.340, SLG: 0.430										4	0	0	0	0	1							
Jim King, L (1, 9) OBP: 0.339, SLG: 0.408										4	1	1	0	0	3							
Frank Howard, R (1, 7) OBP: 0.345, SLG: 0.453										4	0	2	1	0	1							
Ken McMullen, R (1, 3) OBP: 0.288, SLG: 0.341										3	0	0	0	1	0							
Bob Saverine, S (1, 5) OBP: 0.256, SLG: 0.297										4	0	0	0	0	4							
Doug Camilli, R (1, 2) OBP: 0.231, SLG: 0.341										0	0	0	0	0	0							
Paul Casanova, R (2, PH) OBP: 0.239, SLG: 0.372										4	1	1	0	0	0							
Ed Brinkman, R (1, 6) OBP: 0.257, SLG: 0.313										3	0	0	1	0	0							
Diego Segui, R (1, 1) OBP: 0.231, SLG: 0.341										0	0	0	0	0	0							
Bob Humphreys, R (1, 1) OBP: 0.279, SLG: 0.500										0	0	0	0	1	0							
Dick Lines, R (4, 1) OBP: 0.308, SLG: 0.227										0	0	0	0	0	0							
Willie Kirkland, L (5, PH) OBP: 0.262, SLG: 0.170										1	0	0	0	0	0							
Jim Duckworth, R (6, 1) OBP: 0.360, SLG: 0.329										0	0	0	0	0	0							
Don Lock, R (7, PH) OBP: 0.308, SLG: 0.452										1	0	0	0	1	0							
Casey Cox, R (8, 1) ERA: 3.1										0	0	0	0	0	0							
Inning Stats	R: 1 E: 0 K: 0 S: 5	H: 2 LOB: 1 BB: 0 P: 5	R: 1 E: 0 K: 1 S: 6	H: 1 LOB: 1 BB: 1 P: 10	R: 0 E: 0 K: 2 S: 7	H: 0 LOB: 0 BB: 0 P: 7	R: 0 E: 0 K: 1 S: 5	H: 0 LOB: 0 BB: 0 P: 5	R: 0 E: 0 K: 1 S: 5	H: 0 LOB: 1 BB: 1 P: 9	R: 0 E: 0 K: 2 S: 7	H: 0 LOB: 1 BB: 1 P: 11	R: 0 E: 0 K: 1 S: 5	H: 0 LOB: 0 BB: 0 P: 5	R: 0 E: 0 K: 1 S: 5	H: 2 LOB: 2 BB: 0 P: 7	R: 0 E: 0 K: 1 S: 5	H: 0 LOB: 0 BB: 0 P: 5	1B: 2 2B: 2 3B: 1 HR: 0	SF: 1 SAC: 0 DP: 0 HBP: 0	WP: 0 PB: 0 SB: 0 CS: 0	PA: 35
PITCHER	IP WLS BF H R ER SO BB IBB HBP BLK WP HR S P ERA WHIP																					
Denny McLain, R (1, 1) ERA: 3.1	9.0 W 35 5 2 2 10 3 0 0 0 0 0 0 52 64 2.00 0.889																					

Batter	1	2	3	4	5	6	7	8	9	AB	R	H	RBI	BB	SO	LOB	TOP				
Dick McAuliffe, L (1, 5) OBP: 0.407, SLG: 0.591 Don Wert, R (5, 5) OBP: 0.369, SLG: 0.365	0-0 HR	0-0 1B 2B	0-0 G3		0-0 FC4-6		0-0 1-2 1B		0-0 F5	4	2	2	1	0	0	1					
Dick Tracyowski, R (1, 4) OBP: 0.239, SLG: 0.186	0-0 5-3	0-0 2B 1B	0-3 K		0-0 F3		0-0 F3		0-0 L1-3 1B	6	1	2	1	0	1	3					
Norm Cash, L (1, 3) OBP: 0.313, SLG: 0.461	0-0 1B HR	0-0 WP SF9 2B		0-0 L6	0-0 F8			0-0 G3	0-0 L1-3	6	2	2	2	0	0	3					
Al Kaline, R (1, 8) OBP: 0.399, SLG: 0.518 Mickey Stanley, R (2, 8) OBP: 0.304, SLG: 0.229	0-0 HR 1B	0-0 SF9		0-0 E7 1B		0-0 4-3		0-0 5-3	0-0 L1-3	1	1	1	1	0	0	0					
Jim Northrup, L (1, 9) OBP: 0.339, SLG: 0.448	4-0 HR 1B	0-0 4-3		0-0 BB 1B		0-3 K		0-0 G3		4	1	1	1	1	1	0					
Willie Horton, R (1, 7) OBP: 0.326, SLG: 0.427	0-0 HR	0-0 1B		4-0 BB 1B		0-0 F3			0-0 E BB 1B	4	2	3	4	1	0	0					
Bill Freehan, R (1, 2) OBP: 0.310, SLG: 0.403	0-0 BB	0-0 1B		0-0 F9		0-3 K		4-0 BB 1B	4-0 E BB 1B	3	1	1	0	2	1	2					
Ray Oyler, R (1, 6) OBP: 0.341, SLG: 0.307	0-3 K	0-3 K		0-3 K		0-0 5-3		0-0 E6 1B 1B	5	1	0	0	0	0	3	7					
Mickey Lolich, S (1, 1) OBP: 0.276, SLG: 0.269	0-3 K		0-3 K		0-0 FC4-6 1B		4-0 1B BB	0-0 L1-3 1B	4	0	2	2	1	2	1						
Inning Stats	R: 5 E: 0 K: 2 S: 11	H: 4 LOB: 1 BB: 2 P: 19	R: 3 E: 0 K: 1 S: 10	H: 5 LOB: 2 BB: 0 P: 10	R: 0 E: 0 K: 2 S: 7	H: 0 LOB: 0 BB: 0 P: 7	R: 1 E: 1 K: 1 S: 7	H: 2 LOB: 2 BB: 1 P: 11	R: 0 E: 0 K: 0 S: 4	H: 0 LOB: 0 BB: 0 P: 5	R: 0 E: 0 K: 1 S: 6	H: 1 LOB: 2 BB: 1 P: 10	R: 0 E: 0 K: 0 S: 3	H: 0 LOB: 0 BB: 0 P: 3	R: 3 E: 1 K: 0 S: 7	H: 3 LOB: 2 BB: 1 P: 11	1B: 11 2B: 3 3B: 0 HR: 2	SF: 1 SAC: 0 DP: 0 HBP: 0	WP: 1 PB: 0 SB: 0 CS: 0	PA: 49	
PITCHER	IP WLS BF H R ER SO BB IBB HBP BLK WP HR S P ERA WHIP	0.1 L 7 4 5 5 0 1 1 0 0 0 2 5 13 135.00 15.000	1.1 9 5 3 3 2 0 0 0 0 1 0 13 13 20.25 3.750	2.1 5.1 22 4 1 1 6 2 0 0 0 0 32 40 1.69 1.125	8.1 2.0 11 3 3 2 0 1 0 0 0 0 10 14 9.00 2.000																

Detroit Tigers @ Washington Senators
D.C. Stadium, Washington, DC
Wed Jun 22 1966, 7:05 PM EDT
Att: 8,933 - Unknown

AB 43 R 12 H 16 RBI 12 BB 5 SO 8 LOB 21	
--	------

Batter	1	2	3	4	5	6	7	8	9	AB	R	H	RBI	BB	SO	LOB	BOTTOM					
Fred Valentine, S (1, 9) OBP: 0.339, SLG: 0.425	0-0 L8		0-3 K		4-0 BB		0-0 F8			3	0	0	0	1	1	0						
Ken Hamlin, R (1, 4) OBP: 0.278, SLG: 0.274	0-0 1B		4-0 BB		0-0 F7		0-0 6-3			3	0	1	0	1	0	1						
Ken McMullen, R (1, 3) OBP: 0.291, SLG: 0.344	0-0 1-2 1B		0-0 1-2 1B		0-0 F5			0-0 F7		4	0	2	0	0	0	1						
Frank Howard, R (1, 7) OBP: 0.340, SLG: 0.445	0-3 K		0-3 K		0-0 F9			0-0 5-3		4	0	0	0	0	2	5						
Don Lock, R (1, 8) OBP: 0.362, SLG: 0.453	0-0 F6			0-0 HR 1B		0-0 1B		0-3 K		4	1	2	0	0	1	2						
Paul Casanova, R (1, 2) OBP: 0.248, SLG: 0.402		0-0 F4		0-0 HR		0-0 F9			0-0 1B	4	1	2	2	0	0	1						
Bob Saverine, S (1, 5) OBP: 0.253, SLG: 0.293 Don Blasingame, L (5, 4) OBP: 0.316, SLG: 0.317		0-0 F9		0-3 K		0-0 F6			0-3 K	2	0	0	0	0	1	0						
Ed Brinkman, R (1, 6) OBP: 0.253, SLG: 0.308		0-0 F8		0-3 K		0-0 5-3			0-0 F9	4	0	0	0	0	1	2						
Phil Ortega, R (1, 1) OBP: 0.198, SLG: 0.099 Jim Hanning, R (1, 1) OBP: 0.290, SLG: 0.290 Diego Segui, R (2, 1) OBP: 0.320, SLG: 0.143 Willie Kirtman, R (7, 9) OBP: 0.300, SLG: 0.197 Dick Lines, R (8, 1) OBP: 0.258, SLG: 0.337 Doug Camilli, R (9, 9) OBP: 0.258, SLG: 0.337			0-3 K		0-3 K		0-3 K		0-0 F7	0	0	0	0	0	0	0						
Inning Stats	R: 0 E: 1 K: 1 S: 7	H: 2 LOB: 2 BB: 0 P: 7	R: 0 E: 0 K: 0 S: 3	H: 0 LOB: 0 BB: 0 P: 3	R: 0 E: 0 K: 3 S: 10	H: 1 LOB: 2 BB: 1 P: 14	R: 2 E: 0 K: 3 S: 11	H: 2 LOB: 0 BB: 0 P: 11	R: 0 E: 0 K: 0 S: 3	H: 0 LOB: 1 BB: 1 P: 7	R: 0 E: 0 K: 0 S: 4	H: 1 LOB: 1 BB: 0 P: 4	R: 0 E: 0 K: 1 S: 5	H: 0 LOB: 0 BB: 0 P: 5	R: 0 E: 0 K: 1 S: 5	H: 0 LOB: 0 BB: 0 P: 5	R: 0 E: 0 K: 1 S: 6	H: 1 LOB: 1 BB: 0 P: 6	1B: 6 2B: 0 3B: 0 HR: 1	SF: 0 SAC: 0 DP: 0 HBP: 0	WP: 0 PB: 0 SB: 0 CS: 0	PA: 36
PITCHER	IP WLS BF H R ER SO BB IBB HBP BLK WP HR S P ERA WHIP	9.0 W 36 7 2 2 10 2 0 0 0 0 1 54 62 2.00 1.000																				

Detroit Tigers @ Washington Senators
D.C. Stadium, Washington, DC
Wed Jun 22 1966, 7:05 PM EDT
Att: 8,933 - Unknown

AB 34 R 2 H 7 RBI 2 BB 2 SO 10 LOB 15	
--	------

Batter	1	2	3	4	5	6	7	8	9	AB	R	H	RBI	BB	SO	LOB	TOP					
Dick McAuliffe, L (1,5) OBP: 0.410, SLG: 0.589	4-0 BB 2B	0-0 4-3		0-0 FC4-6 1B		0-0 E 1B	0-0 SF7		0-0 F8	4	2	1	1	0	0							
Dick Tracewski, R (1,4) OBP: 0.260, SLG: 0.178	0-0 F2	4-0 BB		0-3 K		0-0 SH3-4	3-H	1-2 2-3 BB		2	0	0	1	2	1	3						
Norm Cash, L (1,3) OBP: 0.315, SLG: 0.457	4-0 BB 2B	0-0 L8		0-0 FC4-6 PB		0-0 E 1B	3-H	0-0 F7		4	1	1	0	1	0	6						
Al Kaline, R (1,8) OBP: 0.395, SLG: 0.515	0-0 BB 1B		0-0 L8	0-0 L6-3		0-0 L5		0-0 L9		5	1	1	2	0	0	3						
Mickey Stanley, R (8,8) OBP: 0.304, SLG: 0.229	1-H 2-H 1B			1-2		1-2				0	0	0	0	0	0	0						
Willie Horton, R (1,7) OBP: 0.328, SLG: 0.428	BB E G1-2-3 1B		0-0 E5 1B		0-0 4-3	0-0 F8		0-0 F1		2	0	1	1	0	0	0						
Gates Brown, L (3,PR) OBP: 0.305, SLG: 0.370	2-H									3	0	0	0	0	0	2						
Jim Northrup, L (1,9) OBP: 0.341, SLG: 0.446	0-0 E6 BB		0-0	1-3	0-0 6-3		0-3 K	0-0	0-0	5	0	2	0	0	1	1						
Bill Freehan, R (1,2) OBP: 0.316, SLG: 0.402	1-2 2-3 BB		4-0	G5-4-3 IBB		0-0 5-3	0-0	1B BB SF7 1B	0-0 F6	3	1	1	0	2	0	1						
Ray Oyler, R (1,6) OBP: 0.333, SLG: 0.300	0-0 G1-2-3		0-0	G5-4-3		0-0 5-3	0-0	BB BB 1B 1B	0-0 F5	5	0	1	0	0	0	6						
Earl Wilson, R (1,1) OBP: 0.341, SLG: 0.421		0-3 K			0-0 FC4-6 1B		1-0	0-0	0-0	3	1	2	0	0	1	0						
Larry Sherry, R (8,1) OBP: 0.500, SLG: 0.500					0-0 FC4-6 1B	0-0 SH3-4 HBP	0-0	1-2 2-3 BB 1B	0-0 4-3	1	0	0	0	0	0	0						
Inning Stats	R: 3 E: 1 K: 0 S: 5	H: 2 LOB: 2 BB: 3 P: 17	R: 0 E: 0 K: 1 S: 5	H: 0 LOB: 1 BB: 1 P: 9	R: 0 E: 1 K: 0 S: 4	H: 1 LOB: 3 BB: 1 P: 8	R: 0 E: 0 K: 1 S: 7	H: 2 LOB: 2 BB: 0 P: 7	R: 0 E: 0 K: 0 S: 3	H: 0 LOB: 0 BB: 0 P: 3	R: 2 E: 2 K: 0 S: 6	H: 2 LOB: 2 BB: 0 P: 7	R: 1 E: 0 K: 1 S: 8	H: 3 LOB: 3 BB: 1 P: 12	R: 0 E: 0 K: 0 S: 4	H: 1 LOB: 1 BB: 0 P: 4	R: 0 E: 0 K: 0 S: 3	H: 0 LOB: 0 BB: 0 P: 3	1B: 10 2B: 1 3B: 0 HR: 0	SF: 1 SAC: 1 DP: 2 HBP: 1	WP: 0 PB: 1 SB: 0 CS: 0	PA: 46
PITCHER	IP WLS BF H R ER SO BB IBB HBP BLK WP HR S P ERA WHIP																					
Mike McCormick, L (1,1) ERA: 4.08	0.1 L 7 2 3 3 0 3 0 0 0 0 0 0 4 16 81.00 15.000																					
Casey Cox, R (1,1) ERA: 3.1	5.2 25 5 2 2 2 1 1 1 0 0 0 26 35 3.18 1.059																					
Bob Humphreys, R (7,1) ERA: 3.27	2.0 11 4 1 1 1 1 0 0 0 0 0 12 16 4.50 2.500																					
Ron Kline, R (9,1) ERA: 3.43	1.0 3 0 0 0 0 0 0 0 0 0 0 3 3 0.00 0.000																					

Detroit Tigers @ Washington Senators
 D.C. Stadium, Washington, DC
 Thu Jun 23 1966, 7:05 PM EDT
 Att: 6,327 - Unknown

AB	37
R	6
H	11
RBI	5
BB	6
SO	3
LOB	22



Batter	1	2	3	4	5	6	7	8	9	AB	R	H	RBI	BB	SO	LOB	BOTTOM					
Don Blasingame, L (1,4) OBP: 0.314, SLG: 0.315	0-3 K		0-0 L4			0-0		0-0 E4 1B		4	0	1	0	0	1	2						
Ken McMullen, R (1,5) OBP: 0.287, SLG: 0.338	0-0 F3			0-0 5-3		0-0 F7		0-3 K		4	0	0	0	0	1	3						
Jim King, L (1,9) OBP: 0.331, SLG: 0.397	0-0 G3			0-0 4-3		0-0 F9		0-0 4-3		4	0	0	0	0	0	3						
Frank Howard, R (1,7) OBP: 0.342, SLG: 0.459		0-0 6-3		0-0		0-0		0-0 5-3		4	1	2	1	0	0	1						
Don Lock, R (1,8) OBP: 0.354, SLG: 0.442		0-3 K		0-3 K					0-0 HR	4	0	0	0	0	3	1						
Ken Harrelson, R (1,3) OBP: 0.311, SLG: 0.315		0-3 K				0-0 BB		0-3 K		3	0	0	0	1	2	0						
Paul Casanova, R (1,2) OBP: 0.248, SLG: 0.397			0-0 E 4-3 1B		0-0 F4		0-0 F7		0-0 F8	4	0	1	0	0	0	1						
Ed Brinkman, R (1,6) OBP: 0.250, SLG: 0.304			0-0 4-3		0-3 K			0-3 K		3	0	0	0	0	2	2						
Mike McCormick, L (1,1) OBP: 0.286, SLG: 0.320			0-3 K		0-0 4-3			0-0		0	0	0	0	0	0	0						
Casey Cox, R (1,1) ERA: 3.1					0-0 4-3					2	0	0	0	0	1	2						
Bob Humphreys, R (7,1) OBP: 0.750, SLG: 0.500			0-3 K							0	0	0	0	0	0	0						
Willie Kirkland, L (8,PH) OBP: 0.274, SLG: 0.182										1	0	1	0	0	0	0						
Ron Kline, R (9,1) OBP: 0.400, SLG: 0.250			2-3							0	0	0	0	0	0	0						
Inning Stats	R: 0 E: 0 K: 1 S: 5	H: 0 LOB: 0 BB: 0 P: 5	R: 0 E: 0 K: 2 S: 7	H: 0 LOB: 0 BB: 0 P: 7	R: 0 E: 1 K: 1 S: 6	H: 1 LOB: 1 BB: 0 P: 6	R: 0 E: 0 K: 1 S: 6	H: 1 LOB: 1 BB: 0 P: 6	R: 0 E: 0 K: 0 S: 5	H: 0 LOB: 0 BB: 1 P: 9	R: 0 E: 0 K: 0 S: 4	H: 1 LOB: 1 BB: 0 P: 4	R: 0 E: 0 K: 2 S: 7	H: 0 LOB: 0 BB: 0 P: 7	R: 0 E: 1 K: 2 S: 9	H: 1 LOB: 2 BB: 0 P: 9	R: 0 E: 0 K: 0 S: 4	H: 1 LOB: 0 BB: 0 P: 4	1B: 4 2B: 0 3B: 0 HR: 1	SF: 0 SAC: 0 DP: 0 HBP: 0	WP: 0 PB: 0 SB: 0 CS: 0	PA: 34
PITCHER	IP WLS BF H R ER SO BB IBB HBP BLK WP HR S P ERA WHIP																					
Earl Wilson, R (1,1) ERA: 3.85	7.1 W 28 4 0 0 9 0 0 0 0 0 0 45 49 5.40 0.682																					
Larry Sherry, R (8,1) ERA: 3.53	1.2 S 6 1 1 1 1 0 0 0 0 0 0 1 8 8 5.40 0.600																					

Detroit Tigers @ Washington Senators
 D.C. Stadium, Washington, DC
 Thu Jun 23 1966, 7:05 PM EDT
 Att: 6,327 - Unknown

AB	33
R	1
H	5
RBI	1
BB	1
SO	10
LOB	15



Batter	1	2	3	4	5	6	7	8	9	AB	R	H	RBI	BB	SO	LOB	TOP						
Don Blasingame, L (1,4) OBP: 0.312, SLG: 0.313	F5		4-3			4-3		G5-6-3 1B		4	0	1	0	0	0	1							
Ken Harrelson, R (1,3) OBP: 0.310, SLG: 0.313	6-3			K		1B		G5-6-3 1B 1-2f		4	0	1	0	0	1	1							
Don Lock, R (1,8) OBP: 0.346, SLG: 0.430	F2			F5		K			F7	4	0	0	0	0	1	1							
Frank Howard, R (1,7) OBP: 0.345, SLG: 0.460		K							F5	4	0	2	0	0	1	0							
Ken McMullen, R (1,5) OBP: 0.282, SLG: 0.332	G3			F4		5-3			F7	4	0	0	0	0	0	3							
Paul Casanova, R (1,2) OBP: 0.242, SLG: 0.387										3	0	0	0	0	1	0							
Willie Kirkland, L (1,9) OBP: 0.277, SLG: 0.241			K							3	1	1	1	0	2	0							
Ed Brinkman, R (1,6) OBP: 0.251, SLG: 0.304									F8	3	0	1	0	0	0	0							
Pete Richert, L (1,1) OBP: 0.106, SLG: 0.106										1	0	0	0	0	0	0							
Bob Saverine, S (8, PH) OBP: 0.252, SLG: 0.291			SH1-3							1	0	0	0	0	1	0							
Mike McCormick, L (8,1) OBP: 0.286, SLG: 0.320										0	0	0	0	0	0	0							
Inning Stats	R: 0 E: 0 K: 0 S: 3	H: 0 LOB: 0 BB: 0 P: 3	R: 0 E: 0 K: 2 S: 7	H: 0 LOB: 0 BB: 0 P: 7	R: 0 E: 0 K: 1 S: 6	H: 1 LOB: 1 BB: 0 P: 6	R: 0 E: 0 K: 1 S: 6	H: 1 LOB: 1 BB: 0 P: 6	R: 1 E: 0 K: 0 S: 4	H: 1 LOB: 0 BB: 0 P: 4	R: 0 E: 0 K: 1 S: 7	H: 2 LOB: 2 BB: 0 P: 7	R: 0 E: 0 K: 1 S: 5	H: 0 LOB: 0 BB: 0 P: 5	R: 0 E: 0 K: 1 S: 5	H: 1 LOB: 0 BB: 0 P: 5	R: 0 E: 0 K: 0 S: 3	H: 0 LOB: 0 BB: 0 P: 3	1B: 5 2B: 0 3B: 0 HR: 1	SF: 0 SAC: 1 DP: 1 HBP: 0	WP: 0 PB: 0 SB: 0 CS: 0	PA: 32	
PITCHER Jose Santiago, R (1,1) ERA: 3.44	IP: 9.0 WLS: W BF: 32 H: 6 R: 1 ER: 1 SO: 7 BB: 0 IBB: 0 HBP: 0 BLK: 0 WP: 0 HR: 1 S: 46 P: 46 ERA: 1.00 WHIP: 0.667											PITCHER	IP: 9.0 WLS: W BF: 32 H: 6 R: 1 ER: 1 SO: 7 BB: 0 IBB: 0 HBP: 0 BLK: 0 WP: 0 HR: 1 S: 46 P: 46 ERA: 1.00 WHIP: 0.667										

Washington Senators @ Boston Red Sox
Fenway Park, Boston, MA
Fri Jun 24 1966, 7:05 PM EDT
Att: 14,413 - Unknown

AB	31
R	1
H	6
RBI	1
BB	0
SO	7
LOB	6



Batter	1	2	3	4	5	6	7	8	9	AB	R	H	RBI	BB	SO	LOB	BOTTOM						
Rico Petrocelli, R (1,6) OBP: 0.286, SLG: 0.399	G4-6-3 HBP									3	1	1	0	0	2	1							
Dalton Jones, L (8,4) OBP: 0.280, SLG: 0.375										0	0	0	0	0	0	0							
Joe Foy, R (1,5) OBP: 0.323, SLG: 0.357	F8		F8							4	1	1	1	0	0	2							
Carl Yastrzemski, L (1,7) OBP: 0.333, SLG: 0.420	G4-6-3 1-2f									4	1	1	1	0	0	1							
Tony Conigliaro, R (1,9) OBP: 0.313, SLG: 0.478										4	1	1	1	0	1	1							
George Scott, R (1,3) OBP: 0.361, SLG: 0.576										4	0	1	1	0	2	0							
Don Demeter, R (1,8) OBP: 0.254, SLG: 0.463										4	1	2	0	0	1	1							
George Smith, R (1,4) OBP: 0.289, SLG: 0.397										3	0	1	0	1	0	1							
Mike Ryan, R (1,2) OBP: 0.238, SLG: 0.231										2	0	1	1	2	0	2							
Jose Santiago, R (1,1) OBP: 0.143, SLG: 0.111										3	0	0	0	0	2	4							
Inning Stats	R: 0 E: 0 K: 0 S: 2	H: 3 LOB: 1 BB: 0 P: 8	R: 2 E: 0 K: 1 S: 8	H: 3 LOB: 1 BB: 0 P: 8	R: 0 E: 0 K: 1 S: 5	H: 0 LOB: 1 BB: 1 P: 9	R: 0 E: 0 K: 0 S: 3	H: 0 LOB: 0 BB: 0 P: 3	R: 0 E: 0 K: 3 S: 9	H: 0 LOB: 2 BB: 2 P: 17	R: 1 E: 0 K: 1 S: 6	H: 1 LOB: 0 BB: 0 P: 6	R: 0 E: 0 K: 1 S: 6	H: 2 LOB: 1 BB: 0 P: 6	R: 0 E: 0 K: 1 S: 6	H: 2 LOB: 1 BB: 0 P: 6	1B: 3 2B: 3 3B: 1 HR: 2	SF: 0 SAC: 0 DP: 2 HBP: 1	WP: 0 PB: 0 SB: 0 CS: 0	PA: 35			
PITCHER Pete Richert, L (1,1) ERA: 2.77	IP: 7.0 WLS: L BF: 31 H: 7 R: 5 ER: 5 SO: 7 BB: 3 IBB: 1 HBP: 0 BLK: 0 WP: 0 HR: 2 S: 41 P: 54 ERA: 6.43 WHIP: 1.429											PITCHER Mike McCormick, L (8,1) ERA: 4.03	IP: 1.0 WLS: L BF: 4 H: 2 R: 0 ER: 0 SO: 1 BB: 0 IBB: 0 HBP: 0 BLK: 0 WP: 0 HR: 0 S: 6 P: 6 ERA: 0.00 WHIP: 2.000										

Washington Senators @ Boston Red Sox
Fenway Park, Boston, MA
Fri Jun 24 1966, 7:05 PM EDT
Att: 14,413 - Unknown

AB	31
R	5
H	9
RBI	5
BB	3
SO	8
LOB	13



Batter	1	2	3	4	5	6	7	8	9	AB	R	H	RBI	BB	SO	LOB	TOP			
Don Blasingame, L (1,4) OBP: 0.315, SLG: 0.311	G3			G6-4-3 1B		F9		F8		4	0	1	0	1	0	2				
Ken Harrelson, R (1,3) OBP: 0.308, SLG: 0.311	1B		F5	G6-4-3 1-2 2-3		F7			6-3	5	0	1	0	0	0	5				
Don Lock, R (1,8) OBP: 0.353, SLG: 0.454	K		F8						1B 2B	5	2	3	1	0	1	2				
Frank Howard, R (1,7) Fred Valentine, S (9, PR) OBP: 0.342, SLG: 0.455 OBP: 0.339, SLG: 0.425	1-3		F4						1B 2B	5	0	1	0	0	1	3				
Ken McMullen, R (1,5) OBP: 0.292, SLG: 0.343									1B	4	1	3	1	1	1	0				
Willie Kirkland, L (1,9) OBP: 0.286, SLG: 0.258			F6						2B	4	1	1	0	1	1	3				
Paul Casanova, R (1,2) OBP: 0.248, SLG: 0.391									IBB	4	0	1	0	1	1	5				
Ed Brinkman, R (1,6) OBP: 0.254, SLG: 0.305			K							3	0	1	1	1	1	5				
Dick Bosman, R (1,1) Dick Nietz, L (5, PH) Bob Humphreys, R (5, PH) Jim King, L (5, PH) Bob Savarin, S (5, PH) Ron Kline, R (5, PH) OBP: 0.286, SLG: 0.286 OBP: 0.285, SLG: 0.289 OBP: 0.275, SLG: 0.250 OBP: 0.255, SLG: 0.307 OBP: 0.242, SLG: 0.291 OBP: 0.400, SLG: 0.270	F3									2	0	1	1	0	0	2				
Inning Stats	R: 0 E: 0 K: 1 S: 6	H: 1 LOB: 1 BB: 0 P: 6	R: 0 E: 0 K: 1 S: 7	H: 2 LOB: 2 BB: 0 P: 7	R: 0 E: 0 K: 0 S: 4	H: 1 LOB: 1 BB: 0 P: 4	R: 2 E: 0 K: 0 S: 5	H: 3 LOB: 2 BB: 2 P: 13	R: 0 E: 0 K: 1 S: 6	H: 0 LOB: 1 BB: 1 P: 7	R: 1 E: 0 K: 2 S: 8	H: 1 LOB: 0 BB: 0 P: 8	R: 0 E: 0 K: 0 S: 3	H: 1 LOB: 1 BB: 1 P: 7	R: 1 E: 0 K: 1 S: 8	H: 3 LOB: 3 BB: 1 P: 12	1B: 9 2B: 3 3B: 0 HR: 1	SF: 1 SAC: 0 DP: 1 HBP: 0	WP: 0 PB: 1 SB: 0 CS: 1	PA: 44
PITCHER	IP WLS BF H R ER SO BB IBB HBP BLK WP HR S P ERA WHIP																			
Rollie Sheldon, R (1,1) ERA: 3.46	3.1	18	7	2	2	2	2	1	0	0	0	0	0	0	0	21	25	5.40	2.400	
Darrell Brandon, R (4,1) ERA: 4.88	3.2	15	2	1	1	3	3	0	0	0	0	0	1	18	30	2.46	1.364			
John Wyatt, R (8,1) ERA: 4.26	2.0	L	11	4	1	1	1	1	1	0	0	0	0	0	11	19	4.50	2.500		

Washington Senators @ Boston Red Sox
Fenway Park, Boston, MA
Sat Jun 25 1966, 3:33 AM EDT
Att: 2,204 - Unknown

AB 37
R 4
H 13
RBI 4
BB 6
SO 6
LOB 28



Batter	1	2	3	4	5	6	7	8	9	AB	R	H	RBI	BB	SO	LOB	BOTTOM					
Rico Petrocelli, R (1,6) OBP: 0.289, SLG: 0.426	F3							F3		4	2	2	2	0	0	0						
Joe Foy, R (1,5) OBP: 0.326, SLG: 0.357	FC4-6 BB		5-3					1B		3	0	1	0	1	1	0						
Carl Yastrzemski, L (1,7) OBP: 0.332, SLG: 0.418	FC4-6 1-2			4-3	2-3			1B		4	0	1	0	0	0	1						
Tony Conigliaro, R (1,9) OBP: 0.313, SLG: 0.477										3	1	1	0	0	2	1						
Jose Tartabull, L (7,8) OBP: 0.279, SLG: 0.280	K			1B 1B				G3		1	0	0	0	0	0	1						
George Scott, R (1,3) OBP: 0.356, SLG: 0.567										4	0	0	0	0	3	1						
Don Demeter, R (1,8) OBP: 0.254, SLG: 0.457										4	0	1	0	0	1	0						
George Smith, R (1,4) OBP: 0.288, SLG: 0.393										4	0	1	1	0	1	0						
Mike Ryan, R (1,2) OBP: 0.233, SLG: 0.227										3	0	0	0	0	0	2						
Rollie Sheldon, R (1,1) OBP: 0.115, SLG: 0.115										1	0	0	0	0	0	0						
Darrell Brandon, R (4,1)										1	0	0	0	0	1	0						
Lenny Green, L (7, PH) OBP: 0.324, SLG: 0.292										1	0	0	0	0	0	0						
John Wyatt, R (8,1)										0	0	0	0	0	0	0						
Inning Stats	R: 0 E: 0 K: 1 S: 5	H: 0 LOB: 1 BB: 1 P: 9	R: 0 E: 0 K: 1 S: 5	H: 0 LOB: 0 BB: 0 P: 5	R: 1 E: 0 K: 0 S: 4	H: 1 LOB: 0 BB: 0 P: 4	R: 1 E: 0 K: 1 S: 8	H: 3 LOB: 2 BB: 0 P: 8	R: 1 E: 0 K: 2 S: 8	H: 1 LOB: 0 BB: 0 P: 8	R: 0 E: 0 K: 2 S: 7	H: 0 LOB: 0 BB: 0 P: 7	R: 0 E: 0 K: 1 S: 5	H: 0 LOB: 0 BB: 0 P: 5	R: 0 E: 0 K: 0 S: 4	H: 2 LOB: 1 BB: 0 P: 4	R: 0 E: 0 K: 1 S: 5	H: 0 LOB: 0 BB: 0 P: 5	1B: 5 2B: 0 3B: 0 HR: 2	SF: 0 SAC: 0 DP: 0 HBP: 0	WP: 0 PB: 0 SB: 0 CS: 0	PA: 34
PITCHER	IP WLS BF H R ER SO BB IBB HBP BLK WP HR S P ERA WHIP																					
Dick Bosman, R (1,1) ERA: 8.84	5.0	21	5	3	3	5	5	1	0	0	0	0	0	0	12	12	0.00	0.000				
Bob Humphreys, R (6,1) ERA: 3.13	2.0	6	0	0	0	3	0	0	0	0	0	0	0	12	12	0.00	0.000					
Ron Kline, R (8,1) ERA: 3.27	2.0	W	7	2	0	0	1	0	0	0	0	0	0	9	9	0.00	1.000					

Washington Senators @ Boston Red Sox
Fenway Park, Boston, MA
Sat Jun 25 1966, 3:33 AM EDT
Att: 2,204 - Unknown

AB 33
R 3
H 7
RBI 3
BB 1
SO 9
LOB 6



Batter	1	2	3	4	5	6	7	8	9	AB	R	H	RBI	BB	SO	LOB	TOP								
Don Blasingame, L (1,4) OBP: 0.305, SLG: 0.299	F7		K		4-3		4-3		G3	5	0	0	0	0	1	3									
Ken Harrelson, R (1,3) OBP: 0.310, SLG: 0.313	6-3				G6-4-3 1B			F7	5-3	5	0	2	1	0	0	1									
Don Lock, R (1,8) OBP: 0.351, SLG: 0.446	L8				G6-4-3 1-2			K		3	1	0	0	1	1	1									
Frank Howard, R (1,7) OBP: 0.341, SLG: 0.451		6-3					4-3		E6 HR	4	1	1	0	0	0	1									
Ken McMullen, R (1,5) OBP: 0.288, SLG: 0.337		K			5-3		E6		F4	4	0	0	0	0	1	3									
Willie Kirkland, L (1,9) OBP: 0.297, SLG: 0.333	G3						K			4	2	2	3	0	1	1									
Paul Casanova, R (1,2) OBP: 0.248, SLG: 0.409					F8			L6	K	4	1	1	2	0	1	0									
Ed Brinkman, R (1,6) OBP: 0.258, SLG: 0.316					SF9 3B		5-3		F3	4	2	2	0	0	0	0									
Phil Ortega, R (1,1) OBP: 0.152, SLG: 0.069					SF9		F7		G3	0	0	0	1	0	0	0									
Dick Nieto, L (5, PH) OBP: 0.282, SLG: 0.286										1	0	0	0	0	0	1									
Diego Segui, R (5,1) OBP: 0.320, SLG: 0.443										0	0	0	0	0	0	0									
Bob Humphreys, R (5,1) OBP: 0.312, SLG: 0.530										0	0	0	0	0	0	0									
Dick Lines, R (5,1) OBP: 0.335, SLG: 0.408										1	0	1	0	0	0	0									
Jim King, L (5, PH)										0	0	1	0	0	0	0									
Inning Stats	R: 0 E: 0 K: 0 S: 3	H: 0 LOB: 0 BB: 0 P: 3	R: 0 E: 0 K: 1 S: 5	H: 0 LOB: 0 BB: 0 P: 5	R: 1 E: 0 K: 1 S: 6	H: 1 LOB: 0 BB: 0 P: 6	R: 0 E: 0 K: 0 S: 4	H: 2 LOB: 1 BB: 0 P: 4	R: 3 E: 0 K: 2 S: 6	H: 4 LOB: 2 BB: 0 P: 6	R: 0 E: 1 K: 2 S: 8	H: 0 LOB: 1 BB: 0 P: 8	R: 0 E: 0 K: 0 S: 3	H: 0 LOB: 1 BB: 1 P: 7	R: 3 E: 1 K: 1 S: 7	H: 1 LOB: 0 BB: 1 P: 11	R: 0 E: 0 K: 0 S: 4	H: 1 LOB: 1 BB: 0 P: 4	1B: 4 2B: 2 3B: 1 HR: 2	SF: 1 SAC: 0 DP: 1 HBP: 0	WP: 0 PB: 0 SB: 0 CS: 0	PA: 38			
PITCHER	IP	WLS	BF	H	R	ER	SO	BB	IBB	HBP	BLK	WP	HR	S	P	ERA	WHIP								
Jim Lonborg, R (1,1) ERA: 4.58	5.0	W	20	7	4	4	2	0	0	0	0	0	1	24	24	7.20	1.400								
Darrell Brandon, R (6,1) ERA: 4.33	4.0	S	18	2	3	0	3	2	0	0	0	0	1	22	30	0.00	1.000								

Washington Senators @ Boston Red Sox
Fenway Park, Boston, MA
Sun Jun 26 1966, 3:33 AM EDT
Unknown

AB 35
R 7
H 9
RBI 7
BB 2
SO 5
LOB 11



Batter	1	2	3	4	5	6	7	8	9	AB	R	H	RBI	BB	SO	LOB	BOTTOM								
Rico Petrocelli, R (1,6) OBP: 0.295, SLG: 0.437	WP HR BB	4-3						L3-1		3	2	1	1	1	0	1									
Jose Tartabull, L (1,8) OBP: 0.283, SLG: 0.291	F8		F3				L1-3			5	1	2	1	0	0	2									
Carl Yastrzemski, L (1,7) OBP: 0.333, SLG: 0.421	WP HR 1B		F5				F7			5	2	2	1	0	1	1									
George Scott, R (1,3) OBP: 0.350, SLG: 0.556	F8		K				E3 FC1-5 1B			5	0	0	0	0	2	4									
Don Demeter, R (1,9) OBP: 0.269, SLG: 0.485								F8		3	3	2	2	1	0	0									
George Thomas, R (7,9) OBP: 0.312, SLG: 0.270							BB FC1-5 2B			0	0	0	0	0	0	0									
Joe Foy, R (1,5) OBP: 0.325, SLG: 0.368					L7		FC1-5 BB 2B			4	2	1	4	0	0	2									
George Smith, R (1,4) OBP: 0.287, SLG: 0.387	F9				F8		1-2 2-3 2B			3	1	0	0	1	0	0									
Mike Ryan, R (1,2) OBP: 0.240, SLG: 0.235					F7		1-2 2-3 2B			3	1	1	3	1	1	0									
Jim Lonborg, R (1,1) ERA: 3.36										2	0	0	0	0	1	1									
Diego Segui, R (5,1) ERA: 4.64										1	0	1	1	0	0	0									
Bob Humphreys, R (5,1) ERA: 3.66										1	1	1	0	0	0	0									
Dick Lines, L (5,1) ERA: 3.06										1	1	1	0	0	0	0									
Inning Stats	R: 4 E: 0 K: 0 S: 5	H: 2 LOB: 0 BB: 2 P: 13	R: 0 E: 0 K: 1 S: 5	H: 0 LOB: 0 BB: 0 P: 5	R: 0 E: 0 K: 1 S: 5	H: 0 LOB: 0 BB: 0 P: 5	R: 1 E: 0 K: 0 S: 4	H: 1 LOB: 1 BB: 1 P: 8	R: 7 E: 1 K: 0 S: 9	H: 6 LOB: 1 BB: 1 P: 14	R: 0 E: 0 K: 1 S: 5	H: 0 LOB: 0 BB: 0 P: 5	R: 0 E: 0 K: 1 S: 5	H: 0 LOB: 0 BB: 0 P: 5	R: 1 E: 0 K: 1 S: 7	H: 2 LOB: 1 BB: 0 P: 7	1B: 4 2B: 4 3B: 0 HR: 3	SF: 0 SAC: 0 DP: 0 HBP: 1	WP: 1 PB: 0 SB: 0 CS: 0	PA: 40					
PITCHER	IP	WLS	BF	H	R	ER	SO	BB	IBB	HBP	BLK	WP	HR	S	P	ERA	WHIP								
Phil Ortega, R (1,1) ERA: 3.36	4.0	L	18	3	5	5	2	3	0	0	0	0	1	4	4	11.25	1.500								
Diego Segui, R (5,1) ERA: 4.64	0.0		4	3	4	4	0	0	0	0	0	0	1	4	4	∞	∞								
Bob Humphreys, R (5,1) ERA: 3.66	0.2		6	3	3	2	0	1	0	1	0	0	0	4	9	27.00	6.000								
Dick Lines, L (5,1) ERA: 3.06	3.1		12	2	1	1	3	0	0	0	0	0	0	18	18	2.70	0.600								

Washington Senators @ Boston Red Sox
Fenway Park, Boston, MA
Sun Jun 26 1966, 3:33 AM EDT
Unknown


AB 35
R 13
H 11
RBI 13
BB 4
SO 5
LOB 11



Batter	1	2	3	4	5	6	7	8	9	AB	R	H	RBI	BB	SO	LOB			
Fred Valentine, S OBP: 0.347, SLG: 0.447 (1, 7)	0-0 4-3 1B	0-0 1-H HR		4-0 CS BB		0-0 K		0-0 BB 1B		4	2	3	2	1	1	0			
Ken McMullen, R OBP: 0.290, SLG: 0.333 (1, 5)	0-0 4-3	0-0 6-3		0-0 CS	4-0 HR BB	0-0 F8		4-0 BB 1-2 BB		3	1	0	0	2	0	1			
Ken Harrelson, R OBP: 0.312, SLG: 0.328 (1, 3)	0-0 S 1B		0-0 5-3		0-0 HR BB	0-0 F2		0-0 G3		5	1	2	3	0	0	2			
Don Lock, R OBP: 0.357, SLG: 0.447 (1, 8)	0-0 F8		0-0 1B SF7 1B		0-0 1B 3B 1B		4-0 FC5-4 BB		0-3 K	4	2	2	0	1	1	1			
Willie Kirkland, L OBP: 0.304, SLG: 0.338 (1, 9)	0-0 F7		0-0 SF7 1B		0-0 1-3 3B 1B		0-0 F9		0-3 K	5	1	2	0	0	1	2			
Ken Hamlin, R OBP: 0.294, SLG: 0.310 (1, 4)		0-0 1B FC6-4 1B		0-0 SF7		0-0 1B 3B		4-0 BB		3	1	2	3	1	0	1			
Doug Camilli, R OBP: 0.255, SLG: 0.330 (1, 2)		0-0 FC6-4 1B		0-0 4-3		0-0 5-3		0-0 FC5-4 1-2 BB		5	0	1	0	0	0	4			
Ed Brinkman, R OBP: 0.257, SLG: 0.315 (1, 6)		0-0 FC6-4 HR		0-0 F3		0-3 K		0-0 1B		4	1	1	1	0	1	2			
Jim Hannan, R OBP: 0.125, SLG: 0.125 Casey Cox, R (9, 1)		0-3 K		0-0 F9		0-3 K		0-0 4-3		4	0	0	0	0	2	2			
Inning Stats	R: 1 E: 0 K: 0 S: 5	H: 2 LOB: 1 BB: 0 P: 5	R: 3 E: 0 K: 1 S: 8	H: 3 LOB: 0 BB: 0 P: 8	R: 1 E: 0 K: 0 S: 5	H: 2 LOB: 1 BB: 0 P: 5	R: 0 E: 0 K: 0 S: 2	H: 0 LOB: 0 BB: 1 P: 6	R: 4 E: 0 K: 2 S: 11	H: 4 LOB: 1 BB: 1 P: 15	R: 0 E: 0 K: 1 S: 5	H: 0 LOB: 1 BB: 0 P: 7	R: 0 E: 0 K: 0 S: 4	H: 2 LOB: 2 BB: 1 P: 8	R: 0 E: 0 K: 2 S: 7	H: 0 LOB: 1 BB: 1 P: 11	1B: 9 2B: 1 3B: 1 HR: 2	SF: 1 SAC: 0 DP: 0 HBP: 0	WP: 0 PA: 44 PB: 0 CS: 1
PITCHER	IP WLS BF H R ER SO	IP WLS BF H R ER SO	IP WLS BF H R ER SO	IP WLS BF H R ER SO	IP WLS BF H R ER SO	IP WLS BF H R ER SO	IP WLS BF H R ER SO	IP WLS BF H R ER SO	IP WLS BF H R ER SO	IP WLS BF H R ER SO	IP WLS BF H R ER SO	IP WLS BF H R ER SO	IP WLS BF H R ER SO	IP WLS BF H R ER SO	IP WLS BF H R ER SO	IP WLS BF H R ER SO	ERA WHIP	ERA WHIP	ERA WHIP
Dave Morehead, R ERA: 4.58	(1, 1)	1.2	L	10	5	4	4	1	0	0	0	0	0	0	0	0	21.60	3.000	
Lee Stange, R ERA: 5.59	(2, 1)	1.1		6	2	1	1	1	0	0	0	0	0	0	0	6.75	1.500		
Dan Osinski, R ERA: 7.36	(4, 1)	1.0		3	0	0	0	0	1	0	0	0	0	0	0	10.00	1.000		
Bob Sadowski, R ERA: 5.83	(5, 1)	0.0		4	3	4	4	0	1	0	0	0	0	1	3	∞	∞		
Dick Stigman, L ERA: 4.65	(5, 1)	1.0		4	1	0	0	2	0	0	0	0	0	0	0	8	8	0.00	1.000

Washington Senators @ Boston Red Sox
Fenway Park, Boston, MA
Sun Jun 26 1966, 3:38 AM EDT
Att: 9,474 - Unknown


AB	37
R	9
H	13
RBI	9
BB	5
SO	6
LOB	15



Batter	1	2	3	4	5	6	7	8	9	AB	R	H	RBI	BB	SO	LOB					
Rico Petrocelli, R OBP: 0.300, SLG: 0.438 (1, 6)	0-0 F3		0-0 F7		4-0 1B BB		0-0 E6 1B		0-0 G4-3 1B	4	1	2	0	1	0	1					
Jose Tartabull, L OBP: 0.280, SLG: 0.288 (1, 8)	0-3 K		0-0 L5		0-0 1B 1-2 1B		0-0 F8		0-0 G4-3 1-2	5	0	1	0	0	1	4					
Carl Yastrzemski, L OBP: 0.339, SLG: 0.423 (1, 7)	0-0 1B			4-0 FC6-4 BB	0-0 1-3 2-H 1B		0-0 6-3			3	0	2	1	1	0	1					
George Scott, R OBP: 0.346, SLG: 0.548 (1, 3)	0-3 K			0-0 FC6-4 BB 1-2 1B	0-3 K			0-0 4-3	4	1	0	0	0	2	4						
Don Demeter, R OBP: 0.266, SLG: 0.477 Bob Sadowski, R OBP: 0.125, SLG: 0.125 Dick Stigman, R OBP: 0.263, SLG: 0.287 Dalton Johnson, R OBP: 0.167 Eddie Kasko, R OBP: 0.167 John Wyatt, R (9, 1)		0-3 K		0-3 K		0-0 4-3		0-3 K	2	0	0	0	0	0	2	1					
Joe Foy, R OBP: 0.327, SLG: 0.365 (1, 5)	0-3 K			4-0 1B 1-2 BB		4-0 G5-4-3 BB		0-0 6-3	2	0	0	0	2	1	0						
George Smith, R OBP: 0.291, SLG: 0.395 (1, 4)		0-0 5-3		0-0 FC6-4 1-2 2-H 1B		0-0 G5-4-3 1-2		0-0 1B 2B	4	1	2	1	0	0	1						
Bob Tillman, R OBP: 0.291, SLG: 0.297 (1, 2)			0-0 1B		0-0 FC6-4 1-2		0-3 K		0-0 1B 2H 1B	4	0	2	1	0	1	2					
Dave Morehead, R OBP: 0.667, SLG: 0.667 Lee Stange, R OBP: 0.083, SLG: 0.083 Lenny Green, L OBP: 0.321, SLG: 0.289 Dan Osinski, R OBP: 0.300, SLG: 0.258 George Thomas, R (5, 9)			0-3 K		0-0 F8		0-0 1-3		0-0 F3	0	0	0	0	0	0	0					
Inning Stats	R: 0 E: 0 K: 2 S: 8	H: 1 LOB: 0 BB: 0 P: 8	R: 0 E: 0 K: 2 S: 7	H: 0 LOB: 0 BB: 0 P: 7	R: 0 E: 0 K: 1 S: 6	H: 1 LOB: 1 BB: 0 P: 6	R: 1 E: 0 K: 1 S: 6	H: 1 LOB: 2 BB: 2 P: 14	R: 1 E: 0 K: 1 S: 7	H: 2 LOB: 2 BB: 1 P: 11	R: 0 E: 0 K: 1 S: 4	H: 0 LOB: 1 BB: 1 P: 8	R: 0 E: 1 K: 0 S: 4	H: 1 LOB: 1 BB: 0 P: 4	R: 0 E: 0 K: 1 S: 5	H: 0 LOB: 0 BB: 0 P: 5	R: 1 E: 0 K: 0 S: 5	H: 3 LOB: 1 BB: 0 P: 5	1B: 8 2B: 1 3B: 0 HR: 0	SF: 0 SAC: 0 DP: 2 HBP: 0	WP: 0 PA: 38 PB: 0 CS: 0
PITCHER	IP WLS BF H R ER SO	IP WLS BF H R ER SO	IP WLS BF H R ER SO	IP WLS BF H R ER SO	IP WLS BF H R ER SO	IP WLS BF H R ER SO	IP WLS BF H R ER SO	IP WLS BF H R ER SO	IP WLS BF H R ER SO	IP WLS BF H R ER SO	IP WLS BF H R ER SO	IP WLS BF H R ER SO	IP WLS BF H R ER SO	IP WLS BF H R ER SO	IP WLS BF H R ER SO	IP WLS BF H R ER SO	ERA WHIP	ERA WHIP	ERA WHIP		
Jim Hannan, R ERA: 6.1 Casey Cox, R ERA: 3.05	(1, 1)	8.0	W	35	8	3	3	9	4	0	0	0	0	0	0	3.38	1.500				
Casey Cox, R ERA: 3.05	(9, 1)	1.0	S	3	1	0	0	0	0	0	0	0	3	3	0.00	1.000					

Washington Senators @ Boston Red Sox
Fenway Park, Boston, MA
Sun Jun 26 1966, 3:38 AM EDT
Att: 9,474 - Unknown

AB	34
R	3
H	9
RBI	3
BB	4
SO	9
LOB	18



Batter	1	2	3	4	5	6	7	8	9	AB	R	H	RBI	BB	SO	LOB	TOP										
Don Blasingame, L (1,4) OBP: 0.303, SLG: 0.298	F7		4-3		FC5-2 1B		F9			4	0	1	0	0	0	1	Washington Senators @ Chicago White Sox Comiskey Park, Chicago, IL Tue Jun 28 1966, 8:05 PM EDT Att: 13,166 - Unknown livebaseballscorecards.com										
Ken McMullen, R (1,5) OBP: 0.286, SLG: 0.328	F9		4-3		FC5-2 FC5-4 1-H		G3			4	0	0	0	0	0	2											
Ken Harrelson, R (1,3) OBP: 0.314, SLG: 0.328	1B HR 1B				FC5-4 1-2			F7		3	1	1	0	1	0	1											
Frank Howard, R (1,7) OBP: 0.339, SLG: 0.448 Fred Valentine, S (8,7) OBP: 0.347, SLG: 0.447	HR 1B		K			F3		F8		4	1	1	0	0	1	1											
Don Lock, R (1,8) OBP: 0.365, SLG: 0.471	HR							F4		0	0	0	0	0	0	0											
Willie Kirkland, L (1,9) OBP: 0.289, SLG: 0.320	F5		K						F7	4	0	0	0	0	2	2											
Paul Casanova, R (1,2) OBP: 0.241, SLG: 0.397		F7							F7	4	0	0	0	0	2	1											
Ed Brinkman, R (1,6) OBP: 0.254, SLG: 0.310		6-3				K			F8	4	0	0	0	0	1	0											
Mike McCormick, L (1,1) OBP: 0.300, SLG: 0.444			K							2	1	1	1	0	1	0											
					HR																						
Inning Stats	R: 3 E: 0 K: 0 S: 6	H: 3 LOB: 0 BB: 0 P: 6	R: 0 E: 0 K: 1 S: 5	H: 0 LOB: 0 BB: 0 P: 5	R: 0 E: 0 K: 1 S: 5	H: 0 LOB: 1 BB: 1 P: 9	R: 0 E: 0 K: 2 S: 7	H: 1 LOB: 0 BB: 0 P: 7	R: 1 E: 0 K: 1 S: 7	H: 2 LOB: 1 BB: 0 P: 7	R: 0 E: 0 K: 2 S: 8	H: 1 LOB: 1 BB: 0 P: 8	R: 0 E: 1 K: 0 S: 4	H: 0 LOB: 1 BB: 0 P: 4	R: 0 E: 0 K: 0 S: 3	H: 0 LOB: 0 BB: 0 P: 3	R: 0 E: 0 K: 0 S: 3	H: 0 LOB: 0 BB: 0 P: 3	R: 0 E: 0 K: 0 S: 3	H: 0 LOB: 0 BB: 0 P: 3	1B: 5 2B: 0 3B: 0 HR: 2	SF: 0 SAC: 1 DP: 0 HBP: 0	WP: 1 PB: 0 CS: 1	PA: 35			
PITCHER	IP	WLS	BF	H	R	ER	SO	BB	IBB	HBP	BLK	WP	HR	S	P	ERA	WHIP										
Jack Lamabe, R (1,1) ERA: 3.09	5.0	L	21	6	4	4	5	1	0	0	0	1	2	30	34	7.20	1.400										
Dennis Higgins, R (6,1) ERA: 2.97	3.0		11	1	0	0	2	0	0	0	1	0	0	15	15	0.00	0.333										
Hoyt Wilhelm, R (9,1) ERA: 3.68	1.0		3	0	0	0	0	0	0	0	0	0	0	3	3	0.00	0.000										

Batter	1	2	3	4	5	6	7	8	9	AB	R	H	RBI	BB	SO	LOB	BOTTOM										
Don Buford, S (1,7) OBP: 0.314, SLG: 0.335	1-3		6-3			F8		6-3		4	0	0	0	0	0	0	Washington Senators @ Chicago White Sox Comiskey Park, Chicago, IL Tue Jun 28 1966, 8:05 PM EDT Att: 13,166 - Unknown livebaseballscorecards.com										
Ken Berry, R (1,9) OBP: 0.291, SLG: 0.400	5-3		F9			G5-4-3 1B			F7	4	0	1	0	0	0	0											
Tommie Agee, R (1,8) OBP: 0.322, SLG: 0.394					5-3		G5-4-3 1-2		F9	4	0	1	0	0	0	1											
John Romano, R (1,2) OBP: 0.373, SLG: 0.409	FC5-4 1-2				6-3				F5	4	0	0	0	0	0	1											
Bill Skowron, R (1,3) OBP: 0.296, SLG: 0.371						FC5-4 1B			HR	3	1	3	1	0	0	0											
Gene Freese, R (1,5) OBP: 0.296, SLG: 0.344		1-3			FC5-4 1-2				F3	3	0	0	0	0	0	2											
Jerry Adair, R (1,4) OBP: 0.320, SLG: 0.345			K						4-3	3	0	0	0	0	2	1											
Lee Elia, R (1,6) OBP: 0.276, SLG: 0.351		L7							F8	3	0	0	0	0	0	1											
Jack Lamabe, R (1,1) Wayne Causey, L (5,PH) OBP: 0.299, SLG: 0.216 Dennis Higgins, R (6,1) OBP: 0.291, SLG: 0.143 Jerry McNertney, R (8,PH) OBP: 0.343, SLG: 0.281 Hoyt Wilhelm, R (9,1)					K					1	0	0	0	0	1	0											
										1	0	0	0	0	0	0											
										0	0	0	0	0	0	0											
										0	0	0	0	0	0	0											
										0	0	0	0	0	0	0											
										0	0	0	0	0	0	0											
Inning Stats	R: 0 E: 0 K: 0 S: 4	H: 1 LOB: 1 BB: 0 P: 4	R: 0 E: 0 K: 1 S: 6	H: 1 LOB: 0 BB: 0 P: 6	R: 0 E: 0 K: 1 S: 5	H: 0 LOB: 0 BB: 0 P: 5	R: 0 E: 0 K: 0 S: 4	H: 1 LOB: 1 BB: 0 P: 4	R: 0 E: 0 K: 1 S: 5	H: 0 LOB: 0 BB: 0 P: 5	R: 0 E: 0 K: 0 S: 3	H: 1 LOB: 0 BB: 0 P: 3	R: 1 E: 0 K: 0 S: 4	H: 1 LOB: 0 BB: 0 P: 4	R: 0 E: 0 K: 0 S: 3	H: 0 LOB: 0 BB: 0 P: 3	R: 0 E: 0 K: 0 S: 3	H: 0 LOB: 0 BB: 0 P: 3	R: 0 E: 0 K: 0 S: 3	H: 0 LOB: 0 BB: 0 P: 3	1B: 3 2B: 1 3B: 0 HR: 1	SF: 0 SAC: 0 DP: 1 HBP: 0	WP: 0 PB: 0 CS: 0	PA: 31			
PITCHER	IP	WLS	BF	H	R	ER	SO	BB	IBB	HBP	BLK	WP	HR	S	P	ERA	WHIP										
Mike McCormick, L (1,1) ERA: 3.75	9.0	W	31	5	1	1	3	0	0	0	0	0	1	37	37	1.00	0.556										


Batter	1	2	3	4	5	6	7	8	9	AB	R	H	RBI	BB	SO	LOB	TOP					
Don Blasingame, L (1,4) OBP: 0.308, SLG: 0.303										4	0	2	0	0	0	0	Washington Senators @ Chicago White Sox Comiskey Park, Chicago, IL Wed Jun 29 1966, 8:05 PM EDT Att: 12,745 - Unknown					
Ken McMullen, R (1,5) OBP: 0.282, SLG: 0.323										4	0	0	0	0	2	2						
Ken Harrelson, R (1,3) OBP: 0.310, SLG: 0.322										4	0	0	0	0	0	2						
Frank Howard, R (1,7) OBP: 0.345, SLG: 0.448										2	0	1	0	2	0	1						
Don Lock, R (1,8) OBP: 0.362, SLG: 0.466										4	0	1	0	0	1	4						
Willie Kirkland, L (1,9) OBP: 0.276, SLG: 0.304										4	0	0	0	0	2	2						
Paul Casanova, R (1,2) OBP: 0.248, SLG: 0.400										4	0	2	0	0	0	1						
Ed Brinkman, R (1,6) OBP: 0.255, SLG: 0.310										3	0	1	0	0	0	1						
Fred Valentine, S (9, PH) OBP: 0.350, SLG: 0.447										0	0	0	0	1	0	0						
Pete Richert, L (1,1) OBP: 0.102, SLG: 0.102										2	0	0	0	0	1	1						
Jim King, L (7, PH) OBP: 0.337, SLG: 0.405										1	0	0	0	0	0	1						
Casey Cox, R (7,1)										0	0	0	0	0	0	0						
Dick Lines, R (8,1)										0	0	0	0	0	0	0						
Dick Phillips, L (9, PH)										1	0	0	0	0	0	2						
Inning Stats	R: 0 E: 0 K: 1 S: 6	H: 1 LOB: 2 BB: 1 P: 10	R: 0 E: 0 K: 2 S: 8	H: 1 LOB: 1 BB: 0 P: 8	R: 0 E: 0 K: 1 S: 5	H: 1 LOB: 0 BB: 0 P: 5	R: 0 E: 0 K: 0 S: 4	H: 2 LOB: 1 BB: 0 P: 4	R: 0 E: 0 K: 0 S: 3	H: 0 LOB: 0 BB: 0 P: 3	R: 0 E: 0 K: 1 S: 5	H: 0 LOB: 1 BB: 1 P: 9	R: 0 E: 0 K: 1 S: 6	H: 1 LOB: 1 BB: 0 P: 6	R: 0 E: 1 K: 0 S: 4	H: 0 LOB: 1 BB: 1 P: 4	R: 0 E: 1 K: 0 S: 4	H: 1 LOB: 2 BB: 1 P: 8	1B: 7 2B: 0 3B: 0 HR: 0	SF: 0 SAC: 0 DP: 1 HBP: 0	WP: 1 PB: 0 CS: 0	PA: 37
PITCHER	IP WLS BF H R ER SO BB IBB HBP BLK WP HR S P ERA WHIP																					
Bruce Howard, R (1,1) ERA: 3.06	7.2 W 29 6 0 0 6 2 0 0 0 1 0 39 47 0.00 1.043																					
Bob Locker, R (8,1) ERA: 1.65	1.1 S 7 1 0 0 0 1 0 0 0 0 0 0 6 10 0.00 1.500																					

Batter	1	2	3	4	5	6	7	8	9	AB	R	H	RBI	BB	SO	LOB	BOTTOM			
Don Buford, S (1,7) OBP: 0.317, SLG: 0.337										4	2	2	0	0	0	0	Washington Senators @ Chicago White Sox Comiskey Park, Chicago, IL Wed Jun 29 1966, 8:05 PM EDT Att: 12,745 - Unknown			
Ken Berry, R (1,9) OBP: 0.294, SLG: 0.401										2	0	1	0	0	0	0				
Tommie Agee, R (1,8) OBP: 0.325, SLG: 0.406										4	2	2	2	0	0	0				
Bill Skowron, R (1,3) OBP: 0.297, SLG: 0.371										3	0	1	0	0	0	2				
Tom McCraw, L (7,3) OBP: 0.310, SLG: 0.358										1	1	1	2	0	0	0				
Gene Freese, R (1,5) OBP: 0.284, SLG: 0.330										4	0	0	0	0	1	3				
Jerry McNettney, R (1,2) OBP: 0.316, SLG: 0.257										3	0	0	0	0	0	3				
Jerry Adair, R (1,4) OBP: 0.313, SLG: 0.336										3	0	0	0	0	0	1				
Lee Elia, R (1,6) OBP: 0.270, SLG: 0.342										3	0	0	0	0	2	0				
Bruce Howard, S (1,1) ERA: 2.78											2	0	0	0	0	0		0		
Bob Locker, S (8,1) OBP: 0.333, SLG: 0.143										1	0	0	0	0	0	0				
Inning Stats	R: 0 E: 0 K: 0 S: 3	H: 0 LOB: 0 BB: 0 P: 3	R: 0 E: 0 K: 0 S: 4	H: 1 LOB: 1 BB: 0 P: 4	R: 0 E: 0 K: 1 S: 5	H: 0 LOB: 0 BB: 0 P: 5	R: 0 E: 0 K: 0 S: 5	H: 2 LOB: 2 BB: 0 P: 5	R: 0 E: 0 K: 0 S: 3	H: 0 LOB: 0 BB: 0 P: 3	R: 2 E: 1 K: 0 S: 5	H: 2 LOB: 0 BB: 0 P: 5	R: 0 E: 0 K: 1 S: 5	H: 0 LOB: 0 BB: 0 P: 5	R: 3 E: 1 K: 1 S: 8	H: 2 LOB: 0 BB: 0 P: 8	1B: 5 2B: 0 3B: 0 HR: 2	SF: 0 SAC: 2 DP: 0 HBP: 0	WP: 1 PB: 0 CS: 0	PA: 32
PITCHER	IP WLS BF H R ER SO BB IBB HBP BLK WP HR S P ERA WHIP																			
Pete Richert, L (1,1) ERA: 2.78	6.0 L 23 5 2 2 1 0 0 0 0 0 1 1 25 25 3.00 0.833																			
Casey Cox, R (7,1) ERA: 2.97	1.2 7 1 2 0 1 0 0 0 0 0 0 0 9 9 0.00 0.600																			
Dick Lines, L (8,1) ERA: 3.03	0.1 2 1 1 0 1 0 0 0 0 0 0 1 4 4 0.00 3.000																			

Batter	1	2	3	4	5	6	7	8	9	AB	R	H	RBI	BB	SO	LOB	TOP									
Roy White, S OBP: 0.314, SLG: 0.373 (1, 7)	K							K		3	1	1	0	2	2	0										
Bobby Richardson, R OBP: 0.309, SLG: 0.349 (1, 4)	1-3		G1-6-3	E6		5-4-3		F8		5	1	0	0	0	0	2										
Mickey Mantle, S OBP: 0.382, SLG: 0.517 Ray Barker, L OBP: 0.257, SLG: 0.452 (6, PR) (6, 3)	HR		HR	1B		1B		F8		3	2	3	2	1	0	0										
Joe Pepitone, L OBP: 0.271, SLG: 0.451 (1, 3) (6, 8)	K		HR	1B		K		F5		5	1	2	2	0	2	2										
Tom Tresh, S OBP: 0.344, SLG: 0.340 (1, 5)		F7		L8				K		4	0	1	0	0	1	2										
Elston Howard, R OBP: 0.305, SLG: 0.391 (1, 2)			6-3			1-3		6-3		4	1	1	0	0	0	1										
Hector Lopez, R OBP: 0.352, SLG: 0.426 (1, 9)						K		K		4	1	1	1	0	2	0										
Dick Schofield, S OBP: 0.200, SLG: 0.128 (1, 6)		SF7				6-3		K		3	1	1	1	0	1	0										
Fred Talbot, R OBP: 0.222, SLG: 0.235 Steve Hamilton, L (6, 1)						K		K		3	0	0	0	0	2	1										
Pedro Ramos, S OBP: 0.143, SLG: 0.143 (7, 1)		F3				K		K		0	0	0	0	0	0	0										
Inning Stats	R: 1 E: 0 K: 2 S: 8	H: 1 LOB: 0 BB: 0 P: 8	R: 2 E: 0 K: 0 S: 5	H: 2 LOB: 0 BB: 0 P: 5	R: 2 E: 0 K: 0 S: 5	H: 3 LOB: 1 BB: 1 P: 9	R: 3 E: 1 K: 2 S: 11	H: 3 LOB: 2 BB: 1 P: 15	R: 0 E: 0 K: 1 S: 5	H: 0 LOB: 0 BB: 0 P: 5	R: 0 E: 0 K: 2 S: 8	H: 1 LOB: 2 BB: 1 P: 12	R: 0 E: 0 K: 1 S: 5	H: 0 LOB: 0 BB: 0 P: 5	R: 0 E: 0 K: 3 S: 9	H: 0 LOB: 0 BB: 0 P: 9	R: 0 E: 0 K: 0 S: 3	H: 0 LOB: 0 BB: 0 P: 3	1B: 4 2B: 2 3B: 2 HR: 2	SF: 1 SAC: 0 DP: 1 HBP: 0	WP: 0 PB: 0 SB: 0 CS: 0	PA: 40				
PITCHER	IP	WLS	BF	H	R	ER	SO	BB	IBB	HBP	BLK	WP	HR	S	P	ERA	WHIP									
Phil Ortega, R ERA: 3.89 (1, 1)	3.0	L	15	6	5	5	2	1	0	0	0	0	0	2	18	22	15.00	2.333								
Diego Segui, R ERA: 5.31 (4, 1)	1.0		8	3	3	3	2	1	0	0	0	0	0	11	15	27.00	4.000									
Dick Bosman, R ERA: 8.02 (5, 1)	2.0		8	1	0	0	3	0	1	0	0	0	0	13	17	0.00	0.500									
Bob Humphreys, R ERA: 3.51 (7, 1)	2.0		6	0	0	0	4	0	0	0	0	0	0	14	14	0.00	0.000									
Casey Cox, R ERA: 2.92 (9, 1)	1.0		3	0	0	0	0	0	0	0	0	0	0	3	3	0.00	0.000									

New York Yankees @ Washington Senators
D.C. Stadium, Washington, DC
Fri Jul 01 1966, 7:05 PM EDT
Att: 16,104 - Unknown - 88 F


AB	36
R	8
H	10
RBI	6
BB	3
SO	11
LOB	8



Batter	1	2	3	4	5	6	7	8	9	AB	R	H	RBI	BB	SO	LOB	BOTTOM								
Don Blasingame, L OBP: 0.302, SLG: 0.297 (6, PH) Fred Valentine, S OBP: 0.348, SLG: 0.445 Bob Humphreys, R OBP: 0.750, SLG: 0.500 Dick Phillips, L (8, PH) Casey Cox, R (9, 1)	K		4-3			F9		F8		3	0	0	0	0	1	0									
Jim King, L OBP: 0.344, SLG: 0.414 (1, 9)			2B			1B		4-3		4	1	2	0	1	0	0									
Ken Harrelson, R OBP: 0.315, SLG: 0.329 (1, 3)	E5		2B			F8		1B		4	2	2	1	1	0	2									
Frank Howard, R OBP: 0.346, SLG: 0.451 (1, 7)	G5-4-3		2B			5-3		BB		5	0	2	1	0	0	4									
Don Lock, R OBP: 0.368, SLG: 0.467 (1, 8)			1-3			1B		HR		4	1	2	0	1	0	2									
Ken McMullen, R OBP: 0.281, SLG: 0.323 (1, 5)	K					F7		HR		3	1	1	1	0	1	1									
Paul Casanova, R OBP: 0.248, SLG: 0.417 (1, 2)	K					F8		5-3		4	1	1	3	0	1	3									
Ed Brinkman, R OBP: 0.254, SLG: 0.309 (1, 6)			FC6-4			1B		F9		4	0	1	0	0	1	1									
Phil Ortega, R OBP: 0.150, SLG: 0.099 (3, PH) Willie Kirtland, L OBP: 0.273, SLG: 0.300 (4, 1) Diego Segui, R OBP: 0.300, SLG: 0.143 Dick Nen, R OBP: 0.200, SLG: 0.286 Dick Bosman, R OBP: 0.260, SLG: 0.286 Ken Hamlin, R OBP: 0.298, SLG: 0.303 (7, 4)			K			K		4-3		0	0	0	0	0	0	0									
Inning Stats	R: 0 E: 1 K: 1 S: 6	H: 1 LOB: 1 BB: 0 P: 6	R: 0 E: 0 K: 2 S: 8	H: 1 LOB: 0 BB: 0 P: 8	R: 2 E: 0 K: 1 S: 7	H: 2 LOB: 1 BB: 1 P: 11	R: 0 E: 0 K: 1 S: 6	H: 1 LOB: 1 BB: 0 P: 6	R: 0 E: 0 K: 0 S: 4	H: 1 LOB: 1 BB: 0 P: 4	R: 3 E: 0 K: 0 S: 6	H: 3 LOB: 0 BB: 0 P: 6	R: 1 E: 0 K: 0 S: 4	H: 1 LOB: 2 BB: 2 P: 12	R: 0 E: 0 K: 1 S: 5	H: 0 LOB: 0 BB: 0 P: 5	R: 0 E: 0 K: 0 S: 4	H: 1 LOB: 1 BB: 0 P: 4	1B: 7 2B: 3 3B: 0 HR: 1	SF: 1 SAC: 0 DP: 1 HBP: 0	WP: 0 PB: 0 SB: 0 CS: 0	PA: 41			
PITCHER	IP	WLS	BF	H	R	ER	SO	BB	IBB	HBP	BLK	WP	HR	S	P	ERA	WHIP								
Fred Talbot, R ERA: 4.87 (1, 1)	5.0	W	25	9	5	5	5	1	0	0	0	0	1	34	38	9.00	2.000								
Steve Hamilton, L ERA: 2.53 (6, 1)	1.1		7	1	1	1	0	2	0	0	0	0	0	5	13	6.75	2.250								
Pedro Ramos, R ERA: 3.55 (7, 1)	2.2	S	9	1	0	0	1	0	0	0	0	0	0	11	11	0.00	0.375								

New York Yankees @ Washington Senators
D.C. Stadium, Washington, DC
Fri Jul 01 1966, 7:05 PM EDT
Att: 16,104 - Unknown - 88 F

AB	37
R	6
H	11
RBI	6
BB	3
SO	6
LOB	14



Batter	1	2	3	4	5	6	7	8	9	AB	R	H	RBI	BB	SO	LOB	TOP				
Roy White, S OBP: 0.313, SLG: 0.371 (1, 7)										4	1	1	0	0	0	0					
Bobby Richardson, R OBP: 0.308, SLG: 0.351 (1, 4)										4	0	1	1	0	0	0					
Mickey Mantle, S OBP: 0.384, SLG: 0.546 (1, 8)										4	2	2	2	0	0	2					
Joe Pepitone, L OBP: 0.267, SLG: 0.444 (1, 3)										4	0	0	0	0	0	0					
Tom Tresh, S OBP: 0.342, SLG: 0.351 (1, 5)										4	1	1	1	0	0	0					
Elston Howard, R OBP: 0.305, SLG: 0.385 (1, 2)										3	0	0	0	0	0	0					
Hector Lopez, R OBP: 0.333, SLG: 0.490 Dooley Womack, L OBP: 1.000, SLG: 1.000 (7, 1)										3	0	0	0	0	0	0					
Dick Schofield, S OBP: 0.188, SLG: 0.119 (1, 6)										3	0	0	0	0	0	0					
Whitey Ford, L Lou Clinton, R OBP: 0.282, SLG: 0.323 (7, 9)										2	0	0	0	0	1	0					
Inning Stats	R: 0 E: 1 K: 0 S: 3	H: 0 LOB: 0 BB: 0 P: 3	R: 1 E: 0 K: 0 S: 4	H: 1 LOB: 0 BB: 0 P: 4	R: 1 E: 0 K: 0 S: 5	H: 2 LOB: 1 BB: 0 P: 5	R: 0 E: 0 K: 0 S: 3	H: 0 LOB: 0 BB: 0 P: 3	R: 0 E: 0 K: 1 S: 5	H: 0 LOB: 0 BB: 0 P: 5	R: 1 E: 0 K: 0 S: 4	H: 1 LOB: 0 BB: 0 P: 4	R: 0 E: 0 K: 0 S: 3	H: 0 LOB: 0 BB: 0 P: 3	R: 0 E: 0 K: 0 S: 3	H: 0 LOB: 0 BB: 0 P: 3	R: 1 E: 0 K: 0 S: 4	H: 1 LOB: 0 BB: 0 P: 4	1B: 1 2B: 1 3B: 0 HR: 3	SF: 0 SAC: 0 DP: 1 HBP: 0	WP: 0 PA: 32 PB: 0 SB: 0 CS: 0
PITCHER Mike McCormick, L ERA: 3.77 (1, 1)	IP: 9.0 WLS: W BF: 32 H: 5 R: 4 ER: 4 SO: 1 BB: 0 IBB: 0 HBP: 0 BLK: 0 WP: 0 HR: 3 S: 34 P: 34 ERA: 4.00 WHIP: 0.556															PITCHER IP: 9.0 WLS: W BF: 32 H: 5 R: 4 ER: 4 SO: 1 BB: 0 IBB: 0 HBP: 0 BLK: 0 WP: 0 HR: 3 S: 34 P: 34 ERA: 4.00 WHIP: 0.556					

New York Yankees @ Washington Senators
D.C. Stadium, Washington, DC
Sat Jul 02 1966, 3:33 AM EDT
Att. 7,197 - Overcast - 92 F

AB 32
R 4
H 5
RBI 4
BB 0
SO 1
LOB 2

Batter	1	2	3	4	5	6	7	8	9	AB	R	H	RBI	BB	SO	LOB	BOTTOM				
Fred Valentine, S OBP: 0.346, SLG: 0.442 (1, 9)										4	0	1	1	0	0	2					
Ken Hamlin, R OBP: 0.284, SLG: 0.298 (1, 4)										5	0	1	1	0	0	3					
Ken Harrelson, R OBP: 0.317, SLG: 0.343 (1, 3)										5	2	2	2	0	0	2					
Frank Howard, R OBP: 0.348, SLG: 0.464 Willie Kirkland, L OBP: 0.270, SLG: 0.296 (7, 7)										4	1	2	2	0	0	1					
Don Lock, R OBP: 0.382, SLG: 0.508 (1, 8)										5	2	5	1	0	0	0					
Ken McMullen, R OBP: 0.283, SLG: 0.336 (1, 5)										5	2	2	2	0	0	4					
Paul Casanova, R OBP: 0.255, SLG: 0.419 (1, 2)										4	1	2	1	0	0	0					
Ed Brinkman, R OBP: 0.258, SLG: 0.320 (1, 6)										4	1	2	0	0	0	1					
Mike McCormick, L OBP: 0.294, SLG: 0.419 (1, 1)										4	1	1	0	0	0	2					
Inning Stats	R: 0 E: 0 K: 0 S: 4	H: 1 LOB: 1 BB: 0 P: 4	R: 2 E: 0 K: 0 S: 6	H: 3 LOB: 1 BB: 0 P: 6	R: 1 E: 0 K: 0 S: 5	H: 2 LOB: 1 BB: 0 P: 5	R: 0 E: 0 K: 0 S: 4	H: 1 LOB: 1 BB: 0 P: 4	R: 0 E: 0 K: 0 S: 5	H: 2 LOB: 2 BB: 0 P: 5	R: 7 E: 2 K: 0 S: 10	H: 6 LOB: 0 BB: 0 P: 10	R: 0 E: 1 K: 0 S: 4	H: 1 LOB: 1 BB: 0 P: 4	R: 0 E: 0 K: 0 S: 4	H: 2 LOB: 1 BB: 0 P: 4	R: 1 E: 0 K: 0 S: 8	H: 10 LOB: 3 BB: 0 P: 6	1B: 11 2B: 2 3B: 1 HR: 4	SF: 1 SAC: 0 DP: 2 HBP: 0	WP: 1 PA: 42 PB: 1 SB: 0 CS: 0
PITCHER Whitey Ford, L ERA: 2.44 Dooley Womack, R ERA: 3.6 (7, 1)	IP: 6.0 WLS: L BF: 34 H: 15 R: 10 ER: 3 SO: 0 BB: 0 IBB: 0 HBP: 0 BLK: 0 WP: 0 HR: 4 S: 34 P: 34 ERA: 4.50 WHIP: 2.500															PITCHER IP: 2.0 WLS: L BF: 8 H: 3 R: 0 ER: 0 SO: 0 BB: 0 IBB: 0 HBP: 0 BLK: 0 WP: 0 HR: 0 S: 8 P: 8 ERA: 0.00 WHIP: 1.500					

New York Yankees @ Washington Senators
D.C. Stadium, Washington, DC
Sat Jul 02 1966, 3:33 AM EDT
Att. 7,197 - Overcast - 92 F

AB 41
R 10
H 18
RBI 10
BB 0
SO 0
LOB 16

Batter	1	2	3	4	5	6	7	8	9	10	11	AB	R	H	RBI	BB	SO	LOB	TOP			
Roy White, S OBP: 0.315, SLG: 0.366 (1, 7)	G6-4-3 BB		F8			G6-4-3 BB	F3			5-3		3	0	0	0	2	0	1				
Bobby Richardson, R OBP: 0.307, SLG: 0.358 (1, 4)	G6-4-3 1-2			5-3		F7		F7			HR	5	1	1	1	0	0	3				
Mickey Mantle, S OBP: 0.382, SLG: 0.555 Lou Clinton, R OBP: 0.278, SLG: 0.317 (1, 8) (8, 8)	HR			K		G6-4-3 1-2		K			L8	4	1	1	1	0	2	2				
Elston Howard, R OBP: 0.302, SLG: 0.395 (1, 2)	F8			K				HR		F4		5	1	1	1	0	1	0				
Tom Tresh, S OBP: 0.340, SLG: 0.352 (1, 5)		6-3				F2		2B		L1-3		5	1	1	0	0	0	0				
Hector Lopez, R OBP: 0.324, SLG: 0.481 (1, 9)		K				HR		1B		F9		4	2	2	2	0	1	0				
Ray Barker, L OBP: 0.231, SLG: 0.400 (1, 3)	F8					K		F6		K		4	0	0	0	0	2	1				
Dick Schofield, S OBP: 0.192, SLG: 0.130 (1, 6)			L8			5-3				F7		4	0	1	1	0	0	0				
Al Downing, R OBP: 0.236, SLG: 0.242 Hal Reniff, R OBP: 0.300, SLG: 0.300 Steve Hamilton, L (9, 1) Joe Peppone, L OBP: 0.266, SLG: 0.443 Pedro Ramos, S OBP: 0.143, SLG: 0.143 (10, 1) (10, 1)			K			F7	BB	4-3		L1		3	0	1	0	0	1	1				
Inning Stats	R: 1 E: 0 K: 0 S: 3	H: 1 LOB: 0 BB: 1 P: 7	R: 0 E: 0 K: 1 S: 5	H: 0 LOB: 0 BB: 0 P: 5	R: 0 E: 0 K: 1 S: 5	H: 0 LOB: 0 BB: 0 P: 5	R: 0 E: 0 K: 2 S: 7	H: 0 LOB: 0 BB: 0 P: 7	R: 1 E: 0 K: 1 S: 6	H: 1 LOB: 0 BB: 0 P: 6	R: 0 E: 0 K: 1 S: 5	H: 0 LOB: 0 BB: 0 P: 5	R: 0 E: 0 K: 1 S: 5	H: 0 LOB: 0 BB: 0 P: 5	R: 0 E: 0 K: 0 S: 3	H: 0 LOB: 0 BB: 0 P: 3	R: 1 E: 0 K: 0 S: 4	H: 1 LOB: 0 BB: 0 P: 4	1B: 2 2B: 2 3B: 0 HR: 4	SF: 0 SAC: 0 DP: 2 HBP: 0	WP: 0 PB: 0 SB: 0 CS: 0	PA: 41
PITCHER	IP ERA WLS BF H R ER SO BB IBB HBP BLK WP HR S P ERA WHIP	IP ERA WLS BF H R ER SO BB IBB HBP BLK WP HR S P ERA WHIP	IP ERA WLS BF H R ER SO BB IBB HBP BLK WP HR S P ERA WHIP	IP ERA WLS BF H R ER SO BB IBB HBP BLK WP HR S P ERA WHIP	IP ERA WLS BF H R ER SO BB IBB HBP BLK WP HR S P ERA WHIP	IP ERA WLS BF H R ER SO BB IBB HBP BLK WP HR S P ERA WHIP	IP ERA WLS BF H R ER SO BB IBB HBP BLK WP HR S P ERA WHIP	IP ERA WLS BF H R ER SO BB IBB HBP BLK WP HR S P ERA WHIP	IP ERA WLS BF H R ER SO BB IBB HBP BLK WP HR S P ERA WHIP	IP ERA WLS BF H R ER SO BB IBB HBP BLK WP HR S P ERA WHIP	IP ERA WLS BF H R ER SO BB IBB HBP BLK WP HR S P ERA WHIP	IP ERA WLS BF H R ER SO BB IBB HBP BLK WP HR S P ERA WHIP	IP ERA WLS BF H R ER SO BB IBB HBP BLK WP HR S P ERA WHIP	IP ERA WLS BF H R ER SO BB IBB HBP BLK WP HR S P ERA WHIP	IP ERA WLS BF H R ER SO BB IBB HBP BLK WP HR S P ERA WHIP	IP ERA WLS BF H R ER SO BB IBB HBP BLK WP HR S P ERA WHIP	IP ERA WLS BF H R ER SO BB IBB HBP BLK WP HR S P ERA WHIP	IP ERA WLS BF H R ER SO BB IBB HBP BLK WP HR S P ERA WHIP	IP ERA WLS BF H R ER SO BB IBB HBP BLK WP HR S P ERA WHIP	IP ERA WLS BF H R ER SO BB IBB HBP BLK WP HR S P ERA WHIP	IP ERA WLS BF H R ER SO BB IBB HBP BLK WP HR S P ERA WHIP	IP ERA WLS BF H R ER SO BB IBB HBP BLK WP HR S P ERA WHIP

New York Yankees @ Washington Senators
D.C. Stadium, Washington, DC
Sun Jul 03 1966, 3:33 AM EDT
Att: 16,760 - Unknown - 96 F

livebaseballscores.com

AB	39
R	6
H	8
RBI	6
BB	2
SO	7
LOB	8



Batter	1	2	3	4	5	6	7	8	9	10	11	AB	R	H	RBI	BB	SO	LOB	BOTTOM			
Fred Valentine, S OBP: 0.338, SLG: 0.431 (1, 9) (9, 7)	F7		K			F6		F5	F7		4-3	6	0	0	0	0	1	4				
Ken Hamlin, R OBP: 0.277, SLG: 0.289 Dick Nen, L OBP: 0.279, SLG: 0.284 Don Blasingame, L OBP: 0.307, SLG: 0.309 (1, 4) (8, PH) (9, 4)	E6		F3			F6		K		SH1-4 2B		3	0	0	0	0	0	0				
Ken Harrelson, R OBP: 0.319, SLG: 0.345 (1, 3)	K					K				SH1-4		4	0	2	2	0	2	1				
Frank Howard, R OBP: 0.344, SLG: 0.457 Dick Lines, L (9, 1) Dick Phillips, L (10, PH) Ron Kline, R OBP: 0.400, SLG: 0.250 (11, 1)	K					4-3 1B		1B		2B		4	0	0	0	0	2	4				
Frank Howard, R OBP: 0.344, SLG: 0.457 Dick Lines, L (9, 1) Dick Phillips, L (10, PH) Ron Kline, R OBP: 0.400, SLG: 0.250 (11, 1)	K					F8		K		K		4	0	0	0	0	2	4				
Don Lock, R OBP: 0.387, SLG: 0.513 (1, 8)		2B				4-3		L7		HR 1B		4	1	2	0	1	0	1				
Ken McMullen, R OBP: 0.282, SLG: 0.331 (1, 5)	6-3					F8		F8		F8		4	1	0	0	1	0	4				
Paul Casanova, R OBP: 0.289, SLG: 0.418 (1, 2)	F8					6-3		BB 1B		K		5	1	2	0	0	1	3				
Ed Brinkman, R OBP: 0.261, SLG: 0.331 (1, 6)	4-3					F8		BB 1B		HR		4	2	1	3	1	0	2				
Pete Richert, L OBP: 0.098, SLG: 0.098 Bob Humphreys, R OBP: 0.750, SLG: 0.500 Bob Savrine, S OBP: 0.252, SLG: 0.291 Jim King, L OBP: 0.344, SLG: 0.409 (1, 1) (7, 1) (8, PH) (8, PH) (9, 9)	K					F8		1B BB		L3		2	0	0	0	0	1	0				
Inning Stats	R: 0 E: 1 K: 2 S: 8	H: 0 LOB: 1 BB: 0 P: 8	R: 0 E: 0 K: 0 S: 4	H: 1 LOB: 1 BB: 0 P: 4	R: 0 E: 0 K: 2 S: 7	H: 0 LOB: 0 BB: 0 P: 7	R: 0 E: 0 K: 0 S: 4	H: 1 LOB: 1 BB: 0 P: 4	R: 0 E: 0 K: 0 S: 3	H: 0 LOB: 0 BB: 0 P: 3	R: 2 E: 0 K: 2 S: 9	H: 2 LOB: 2 BB: 2 P: 17	R: 3 E: 0 K: 1 S: 7	H: 2 LOB: 0 BB: 1 P: 11	R: 0 E: 0 K: 1 S: 6	H: 1 LOB: 2 BB: 1 P: 10	R: 0 E: 1 K: 0 S: 4	H: 1 LOB: 1 BB: 0 P: 4	1B: 5 2B: 2 3B: 0 HR: 1	SF: 0 SAC: 2 DP: 0 HBP: 0	WP: 0 PB: 0 SB: 0 CS: 0	PA: 46
PITCHER	IP ERA WLS BF H R ER SO BB IBB HBP BLK WP HR S P ERA WHIP	IP ERA WLS BF H R ER SO BB IBB HBP BLK WP HR S P ERA WHIP	IP ERA WLS BF H R ER SO BB IBB HBP BLK WP HR S P ERA WHIP	IP ERA WLS BF H R ER SO BB IBB HBP BLK WP HR S P ERA WHIP	IP ERA WLS BF H R ER SO BB IBB HBP BLK WP HR S P ERA WHIP	IP ERA WLS BF H R ER SO BB IBB HBP BLK WP HR S P ERA WHIP	IP ERA WLS BF H R ER SO BB IBB HBP BLK WP HR S P ERA WHIP	IP ERA WLS BF H R ER SO BB IBB HBP BLK WP HR S P ERA WHIP	IP ERA WLS BF H R ER SO BB IBB HBP BLK WP HR S P ERA WHIP	IP ERA WLS BF H R ER SO BB IBB HBP BLK WP HR S P ERA WHIP	IP ERA WLS BF H R ER SO BB IBB HBP BLK WP HR S P ERA WHIP	IP ERA WLS BF H R ER SO BB IBB HBP BLK WP HR S P ERA WHIP	IP ERA WLS BF H R ER SO BB IBB HBP BLK WP HR S P ERA WHIP	IP ERA WLS BF H R ER SO BB IBB HBP BLK WP HR S P ERA WHIP	IP ERA WLS BF H R ER SO BB IBB HBP BLK WP HR S P ERA WHIP	IP ERA WLS BF H R ER SO BB IBB HBP BLK WP HR S P ERA WHIP	IP ERA WLS BF H R ER SO BB IBB HBP BLK WP HR S P ERA WHIP	IP ERA WLS BF H R ER SO BB IBB HBP BLK WP HR S P ERA WHIP	IP ERA WLS BF H R ER SO BB IBB HBP BLK WP HR S P ERA WHIP	IP ERA WLS BF H R ER SO BB IBB HBP BLK WP HR S P ERA WHIP	IP ERA WLS BF H R ER SO BB IBB HBP BLK WP HR S P ERA WHIP	IP ERA WLS BF H R ER SO BB IBB HBP BLK WP HR S P ERA WHIP

New York Yankees @ Washington Senators
D.C. Stadium, Washington, DC
Sun Jul 03 1966, 3:33 AM EDT
Att: 16,760 - Unknown - 96 F

livebaseballscores.com

AB	41
R	5
H	8
RBI	5
BB	4
SO	9
LOB	24



Batter	1	2	3	4	5	6	7	8	9	AB	R	H	RBI	BB	SO	LOB	TOP					
Don Blasingame, L (1, 4) OBP: 0.304, SLG: 0.305	0-3 K	0-0 3B 1B		0-0 F7		0-3 K		0-3 K		5	1	1	2	0	3	1						
Jim King, L (1, 9) OBP: 0.351, SLG: 0.426	0-0 G3	0-0 3B		0-0 FC6-5 BB 1B		0-0 3-1			0-0 SH1-4 1B	5	0	3	2	0	0	0						
Ken Harrelson, R (1, 3) OBP: 0.322, SLG: 0.345	0-3 K	0-0 5-3		4-0 FC6-5 BB 1B			0-0 S 1B		0-0 SH1-4 1-2	3	0	1	0	1	1	1						
Frank Howard, R (1, 7) OBP: 0.344, SLG: 0.453									4-0 G5-4-3 BB	2	1	0	0	0	1	3						
Willie Kirkland, L (4, PR) OBP: 0.275, SLG: 0.293									0-0 BB G5-4-3	1	0	0	0	1	1	1						
Don Lock, R (1, 8) OBP: 0.379, SLG: 0.500		0-3 K	0-3 K	0-0 L5			0-0 6-3		0-0 G5-4-3 1-2	5	0	0	0	0	2	6						
Ken McMullen, R (1, 5) OBP: 0.285, SLG: 0.342		0-0 HR	4-0 FC6-4 BB		0-0 5-3		0-3 K			3	1	1	2	1	1	1						
Paul Casanova, R (1, 2) OBP: 0.259, SLG: 0.414		0-0 E6 SH 1B 1B	0-0 FC6-4 1B		0-0 F2			0-0 SH2-4 1B		4	1	1	0	0	0	1						
Ed Brinkman, R (1, 6) OBP: 0.266, SLG: 0.335		0-0 SH 1B 1B	0-0 FC6-4 1B		0-0 5-3			0-0 SH2-4		3	1	2	0	0	0	0						
Dick Bosman, R (1, 1) OBP: 0.222, SLG: 0.222		0-0 SH 1B	0-0 FC6-4		0-0 F7			0-0 F7		2	1	0	0	0	0	2						
Dick Phillips, L (8, PH)										1	0	0	0	0	0	1						
Casey Cox, R (8, 1)										0	0	0	0	0	0	0						
Ron Kline, R (9, 1) OBP: 0.400, SLG: 0.250		1-2 2-3 3B	1-2							0	0	0	0	0	0	0						
Inning Stats	R: 0 E: 0 K: 2 S: 7	H: 0 LOB: 0 BB: 0 P: 7	R: 5 E: 1 K: 2 S: 13	H: 4 LOB: 1 BB: 0 P: 14	R: 0 E: 0 K: 1 S: 6	H: 1 LOB: 2 BB: 1 P: 10	R: 0 E: 0 K: 0 S: 4	H: 1 LOB: 0 BB: 0 P: 8	R: 0 E: 0 K: 0 S: 3	H: 0 LOB: 0 BB: 0 P: 3	R: 0 E: 0 K: 1 S: 5	H: 0 LOB: 0 BB: 0 P: 5	R: 0 E: 0 K: 2 S: 8	H: 1 LOB: 1 BB: 0 P: 8	R: 0 E: 0 K: 1 S: 6	H: 1 LOB: 1 BB: 1 P: 6	R: 0 E: 0 K: 0 S: 3	H: 1 LOB: 1 BB: 1 P: 7	1B: 7 2B: 0 3B: 1 HR: 1	SF: 0 SAC: 3 DP: 1 HBP: 1	WP: 0 PB: 0 SB: 1 CS: 0	PA: 41
PITCHER	IP	WLS	BF	H	R	ER	SO	BB	IBB	HBP	BLK	WP	HR	S	P	ERA	WHIP					
Jim Lonborg, R (1, 1) ERA: 4.93	1.1	L	11	4	6	5	3	0	0	1	0	0	1	16	17	33.75	3.000					
Dan Osinski, R (2, 1) ERA: 4.95	6.2		26	4	0	0	6	2	0	0	0	0	0	36	44	0.00	0.900					
Bob Sadowski, R (9, 1) ERA: 5.4	1.0		4	1	0	0	0	1	0	0	0	0	0	3	7	0.00	2.000					

Washington Senators @ Boston Red Sox
Fenway Park, Boston, MA
Mon Jul 04 1966, 3:33 AM EDT
Unknown

AB 34
R 6
H 9
RBI 6
BB 3
SO 9
LOB 17



Batter	1	2	3	4	5	6	7	8	9	AB	R	H	RBI	BB	SO	LOB	BOTTOM					
Rico Petrocelli, R (1, 6) OBP: 0.288, SLG: 0.404	0-0 4-3		0-0 F7			0-0 F8		0-3 K		4	0	0	0	0	1	2						
Eddie Kasko, R (1, 5) OBP: 0.293, SLG: 0.200	0-3 K		0-0 5-3			0-0 G4-6-3 1B		0-0 6-3		4	0	1	0	0	1	2						
Carl Yastrzemski, L (1, 7) OBP: 0.341, SLG: 0.422	0-0 L3		0-0 G3			0-0 G4-6-3 1-2			4-0 FC5-4 BB	3	0	0	0	1	0	3						
Don Demeter, R (1, 8) OBP: 0.271, SLG: 0.444		0-0 6-3		0-0 6-3			0-0 5-3		0-0 FC5-4 1B 2B	4	1	0	0	0	0	1						
George Scott, R (1, 3) OBP: 0.334, SLG: 0.522		0-0 2B		0-3 K			0-0 1B 2B		0-0 2B 1B	4	2	3	0	0	1	0						
George Thomas, R (1, 9) OBP: 0.316, SLG: 0.333		0-0 F6		0-0 F9			0-0 WP 1B		0-0 2B 2B	4	1	2	2	0	0	1						
George Smith, R (1, 4) OBP: 0.249, SLG: 0.364		0-0 5-3			0-0 F9		0-0 F6		0-0 F9 2B	3	0	0	0	0	0	2						
Dalton Jones, L (9, PH) OBP: 0.289, SLG: 0.382					0-0 F9		0-0 F6		0-0 F9 2B	1	0	1	2	0	0	0						
Mike Ryan, R (1, 2) OBP: 0.249, SLG: 0.258			0-0 5-3 1B		0-0 F7		0-3 K		0-0 F9	3	0	1	0	0	1	1						
Tony Conigliaro, R (9, PH) OBP: 0.315, SLG: 0.477					0-0 F7				0-0 F9	1	0	0	0	0	0	1						
Jim Lonborg, R (1, 1) OBP: 0.074, SLG: 0.077			0-0 5-3 1B		0-3 K				0-0 4-3	0	0	0	0	0	0	0						
Dan Osinski, R (2, 1) OBP: 0.500, SLG: 0.500									0-0 K	2	0	1	0	0	1	0						
Jose Tartabull, L (8, PH) OBP: 0.281, SLG: 0.294										1	0	0	0	0	0	0						
Bob Sadowski, R (9, 1)										0	0	0	0	0	0	0						
Lenny Green, L (9, PH) OBP: 0.319, SLG: 0.297			1-2 1B							1	0	0	0	0	1	1						
Inning Stats	R: 0 E: 0 K: 1 S: 5	H: 0 LOB: 0 BB: 0 P: 5	R: 0 E: 0 K: 0 S: 4	H: 1 LOB: 1 BB: 0 P: 4	R: 0 E: 0 K: 0 S: 5	H: 2 LOB: 2 BB: 0 P: 5	R: 0 E: 0 K: 1 S: 5	H: 0 LOB: 0 BB: 0 P: 5	R: 0 E: 0 K: 1 S: 3	H: 0 LOB: 0 BB: 0 P: 3	R: 1 E: 0 K: 1 S: 7	H: 2 LOB: 1 BB: 0 P: 7	R: 0 E: 0 K: 1 S: 5	H: 0 LOB: 0 BB: 0 P: 5	R: 3 E: 0 K: 1 S: 8	H: 3 LOB: 1 BB: 1 P: 12	1B: 5 2B: 4 3B: 0 HR: 0	SF: 0 SAC: 0 DP: 1 HBP: 0	WP: 1 PB: 0 SB: 0 CS: 0	PA: 36		
PITCHER	IP	WLS	BF	H	R	ER	SO	BB	IBB	HBP	BLK	WP	HR	S	P	ERA	WHIP					
Dick Bosman, R (1, 1) ERA: 6.35	1.1		8	3	3	3	1	1	0	0	0	0	0	9	13	20.25	3.000					
Casey Cox, R (8, 1) ERA: 3.29	1.1		8	3	3	3	1	1	0	0	0	0	0	9	13	20.25	3.000					
Ron Kline, R (9, 1) ERA: 3.35	0.2	S	2	0	0	0	1	0	0	0	0	0	0	4	4	0.00	0.000					

Washington Senators @ Boston Red Sox
Fenway Park, Boston, MA
Mon Jul 04 1966, 3:33 AM EDT
Unknown

AB 35
R 4
H 9
RBI 4
BB 1
SO 6
LOB 14



Batter	1	2	3	4	5	6	7	8	9	AB	R	H	RBI	BB	SO	LOB	TOP	
Fred Valentine, S OBP: 0.341, SLG: 0.433 (1, 9)	WP 1B		G6-4-3 1B			F9			F8								4 0 2 0 0 0 0	
Ken Hamlin, R OBP: 0.270, SLG: 0.280 Don Blasingame, L OBP: 0.302, SLG: 0.303 (1, 4) (9, PH)	F8		G6-4-3			F4			K								3 0 0 0 0 0 0 3 1 0 0 0 0 0 1 0	
Ken Harrelson, R OBP: 0.317, SLG: 0.340 (1, 3)	F6					K			K								4 0 0 0 0 0 2 1	
Don Lock, R OBP: 0.374, SLG: 0.492 (1, 8)	K					F6			5-3								3 0 0 0 0 0 1 1	
Willie Kirkland, L OBP: 0.266, SLG: 0.282 (1, 7)						F5			F8								3 0 0 0 0 0 0 0	
Ken McMullen, R OBP: 0.282, SLG: 0.338 (1, 5)	K					4-3			6-3								3 0 0 0 0 0 1 0	
Doug Camilli, R OBP: 0.257, SLG: 0.330 (1, 2)	K					L5											3 0 1 0 0 0 1 0	
Ed Brinkman, R OBP: 0.266, SLG: 0.332 (1, 6)						L9			K								2 0 0 0 0 1 1 1	
Jim Hannan, R OBP: 0.111, SLG: 0.111 Jim King, L OBP: 0.349, SLG: 0.424 Dick Lines, R Casey Cox, R (1, 1) (8, PH) (8, 1) (8, 1)			SH1-4 1B SH1-4 BB			K			6-3								1 0 0 0 0 0 1 0 1 0 0 0 0 0 0 1 0 0 0 0 0 0 0 0 0 0 0 0 0 0 0 0	
Inning Stats	R: 0 E: 0 K: 1 S: 6	H: 1 LOB: 1 BB: 0 P: 6	R: 0 E: 0 K: 2 S: 7	H: 0 LOB: 0 BB: 0 P: 7	R: 0 E: 0 K: 0 S: 3	H: 1 LOB: 1 BB: 1 P: 7	R: 0 E: 0 K: 1 S: 5	H: 0 LOB: 0 BB: 0 P: 5	R: 0 E: 0 K: 0 S: 3	H: 0 LOB: 0 BB: 0 P: 3	R: 0 E: 0 K: 1 S: 5	H: 0 LOB: 0 BB: 0 P: 5	R: 0 E: 0 K: 1 S: 6	H: 1 LOB: 1 BB: 0 P: 6	R: 0 E: 0 K: 1 S: 5	H: 0 LOB: 0 BB: 0 P: 5	1B: 3 SF: 0 2B: 0 SAC: 1 3B: 0 DP: 1 HR: 0 HBP: 0	WP: 1 PA: 30 PB: 0 SB: 0 CS: 0
PITCHER Lee Stange, R ERA: 4.75 (1, 1)	IP: 9.0 WLS: W BF: 30 H: 3 R: 0 ER: 0 SO: 8 BB: 1 IBB: 0 HBP: 0 BLK: 0 WP: 1 HR: 0 S: 45 P: 49 ERA: 0.00 WHIP: 0.444															PITCHER		

Washington Senators @ Boston Red Sox
Fenway Park, Boston, MA
Mon Jul 04 1966, 3:38 AM EDT
Att: 8,916 - Unknown

AB 28
R 0
H 3
RBI 0
BB 1
SO 8
LOB 7



Batter	1	2	3	4	5	6	7	8	9	AB	R	H	RBI	BB	SO	LOB	BOTTOM	
Jose Tartabull, L OBP: 0.287, SLG: 0.301 Tony Conigliaro, R OBP: 0.317, SLG: 0.479 Don Demeter, R OBP: 0.271, SLG: 0.444 (1, 8) (8, PH) (8, PR) (9, 8)	G4-6-3 1B	6-3						SH3-4 1B									3 1 2 0 0 0 0 1 1 0 1 0 0 0 0 0 0 0 0 0 0 0 0 0	
Joe Foy, R OBP: 0.313, SLG: 0.342 (1, 5)	G4-6-3 BB		6-3			5-3		SH3-4									2 0 0 0 0 1 0 1	
Carl Yastrzemski, L OBP: 0.343, SLG: 0.421 (1, 7)	G4-6-3		G6-4-3 BB			FC6-4 1B		F5									3 0 1 0 0 1 0 4	
George Scott, R OBP: 0.336, SLG: 0.520 (1, 3)	1B		G6-4-3			FC6-4		IBB									3 0 1 1 1 0 0 2	
George Thomas, R OBP: 0.314, SLG: 0.330 (1, 9)	1B					F8		F6									4 0 1 0 0 0 0 3	
Rico Petrocelli, R OBP: 0.285, SLG: 0.400 (1, 6)	F3					F7											3 0 0 0 0 0 0 3	
Dalton Jones, L OBP: 0.290, SLG: 0.381 (1, 4)			SH1-4 1B			6-3											3 0 1 0 0 0 0 0	
Bob Tillman, R OBP: 0.284, SLG: 0.290 (1, 2)			K			L6		F7									3 0 0 0 0 0 1 1	
Lee Stange, R OBP: 0.071, SLG: 0.071 (1, 1)			SH1-4			6-3											2 0 0 0 0 0 0 0	
Inning Stats	R: 1 E: 0 K: 0 S: 5	H: 3 LOB: 2 BB: 1 P: 9	R: 0 E: 0 K: 1 S: 6	H: 1 LOB: 1 BB: 0 P: 6	R: 0 E: 0 K: 0 S: 2	H: 0 LOB: 0 BB: 1 P: 6	R: 0 E: 0 K: 0 S: 3	H: 0 LOB: 0 BB: 0 P: 3	R: 0 E: 1 K: 0 S: 4	H: 1 LOB: 1 BB: 0 P: 4	R: 0 E: 0 K: 0 S: 3	H: 0 LOB: 0 BB: 0 P: 3	R: 0 E: 0 K: 0 S: 4	H: 1 LOB: 2 BB: 1 P: 8	R: 0 E: 0 K: 0 S: 4	H: 0 LOB: 0 BB: 0 P: 8	1B: 7 SF: 0 2B: 0 SAC: 2 3B: 0 DP: 2 HR: 0 HBP: 0	WP: 0 PA: 32 PB: 0 SB: 1 CS: 0
PITCHER Jim Hannan, R ERA: 5.36 Dick Lines, L ERA: 2.5 Casey Cox, R ERA: 3.27 (1, 1) (8, 1) (8, 1)	IP: 7.0 WLS: L BF: 27 H: 6 R: 1 ER: 1 SO: 1 BB: 2 IBB: 0 HBP: 0 BLK: 0 WP: 0 HR: 0 S: 27 P: 35 ERA: 1.29 WHIP: 1.143															PITCHER		

Washington Senators @ Boston Red Sox
Fenway Park, Boston, MA
Mon Jul 04 1966, 3:38 AM EDT
Att: 8,916 - Unknown

AB 27
R 1
H 7
RBI 1
BB 3
SO 1
LOB 15



Batter	1	2	3	4	5	6	7	8	9	AB	R	H	RBI	BB	SO	LOB	TOP			
Don Buford, S OBP: 0.315, SLG: 0.343 (1, 5)										4	1	2	0	0	0	1	Chicago White Sox @ Washington Senators D.C. Stadium, Washington, DC Wed Jul 06 1966, 7:05 PM EDT Att: 5,734 - Unknown			
Ken Berry, R OBP: 0.291, SLG: 0.387 (1, 7)										4	0	1	0	0	0	2				
Jerry Adair, R OBP: 0.288, SLG: 0.303 (1, 4)										3	0	0	0	0	1	0				
Tommie Agee, R OBP: 0.319, SLG: 0.409 (1, 8)										3	0	1	0	1	1	0				
John Romano, R OBP: 0.370, SLG: 0.399 Tom McCraw, L OBP: 0.297, SLG: 0.345 (1, 2) (7, 3)										3	0	1	0	0	2	2				
Bill Skowron, R OBP: 0.307, SLG: 0.364 J.C. Martin, L OBP: 0.349, SLG: 0.395 (1, 3) (7, 2)										1	1	0	0	2	0	1				
Floyd Robinson, L OBP: 0.351, SLG: 0.376 (1, 9)										4	0	2	0	0	0	3				
Lee Elia, R OBP: 0.263, SLG: 0.343 Smoky Burgess, L OBP: 0.361, SLG: 0.300 (1, 6) (9, PH)										3	0	2	1	0	0	1				
Joe Horlen, R OBP: 0.129, SLG: 0.100 Bob Locker, S OBP: 0.364, SLG: 0.222 Gary Peters, L OBP: 0.282, SLG: 0.385 Wayne Causey, L OBP: 0.299, SLG: 0.214 (1, 1) (8, 1) (8, 1) (9, PH)										2	0	0	0	0	0	2				
Inning Stats	R: 1 E: 1 K: 1 S: 7	H: 2 LOB: 3 BB: 2 P: 15	R: 0 E: 0 K: 0 S: 4	H: 1 LOB: 1 BB: 0 P: 4	R: 0 E: 0 K: 2 S: 8	H: 1 LOB: 0 BB: 0 P: 8	R: 0 E: 0 K: 0 S: 3	H: 1 LOB: 0 BB: 0 P: 3	R: 0 E: 0 K: 1 S: 7	H: 2 LOB: 2 BB: 1 P: 11	R: 0 E: 0 K: 0 S: 3	H: 1 LOB: 0 BB: 0 P: 3	R: 0 E: 0 K: 1 S: 5	H: 1 LOB: 0 BB: 0 P: 5	R: 0 E: 0 K: 1 S: 5	H: 0 LOB: 0 BB: 0 P: 5		1B: 8 2B: 2 3B: 0 HR: 0	SF: 0 SAC: 3 DP: 2 HBP: 0	WP: 0 PB: 0 SB: 1 CS: 1
PITCHER	IP WLS BF H R ER SO BB IBB HBP BLK WP HR S P ERA WHIP	6.0 W 6 2 0 1 2 1 0 0 0 0 0 32 44 1.50 1.500	2.0 W 6 2 0 0 0 0 0 0 0 0 0 8 8 0.00 1.000	1.0 S 3 0 0 0 1 0 0 0 0 0 0 5 5 0.00 0.000	PITCHER															


Batter	1	2	3	4	5	6	7	8	9	AB	R	H	RBI	BB	SO	LOB	BOTTOM		
Don Blasingame, L OBP: 0.294, SLG: 0.301 Ken Hamlin, R OBP: 0.267, SLG: 0.277 (1, 4) (8, PH) (9, 4)										4	0	1	0	0	1	0	Chicago White Sox @ Washington Senators D.C. Stadium, Washington, DC Wed Jul 06 1966, 7:05 PM EDT Att: 5,734 - Unknown		
Fred Valentine, S OBP: 0.347, SLG: 0.454 (1, 7)										4	0	2	0	1	0	2			
Ken Harrelson, R OBP: 0.315, SLG: 0.337 (1, 3)										4	0	0	0	0	1	5			
Jim King, L OBP: 0.340, SLG: 0.409 (1, 9)										2	0	0	1	1	1	1			
Don Lock, R OBP: 0.382, SLG: 0.507 (1, 8)										2	1	0	0	2	1	2			
Ken McMullen, R OBP: 0.283, SLG: 0.333 (1, 5)										2	1	0	0	1	0	3			
Paul Casanova, R OBP: 0.265, SLG: 0.418 (1, 2)										4	0	2	1	0	0	0			
Ed Brinkman, R OBP: 0.263, SLG: 0.331 (1, 6)										4	0	0	0	0	1	3			
Mike McCormick, L OBP: 0.306, SLG: 0.424 Willie Kirkland, L OBP: 0.263, SLG: 0.279 Bob Humphreys, R OBP: 0.750, SLG: 0.500 Frank Howard, R OBP: 0.342, SLG: 0.451 Ron Kline, R OBP: 0.400, SLG: 0.250 (1, 1) (6, PH) (7, 1) (8, PH) (9, 1)										2	1	1	0	0	1	0			
Inning Stats	R: 0 E: 0 K: 1 S: 6	H: 1 LOB: 3 BB: 2 P: 14	R: 0 E: 0 K: 2 S: 7	H: 0 LOB: 0 BB: 0 P: 7	R: 0 E: 0 K: 1 S: 5	H: 0 LOB: 0 BB: 0 P: 5	R: 0 E: 0 K: 0 S: 4	H: 1 LOB: 2 BB: 1 P: 8	R: 1 E: 0 K: 1 S: 7	H: 2 LOB: 2 BB: 1 P: 11	R: 0 E: 0 K: 0 S: 6	H: 1 LOB: 1 BB: 0 P: 6	R: 2 E: 2 K: 2 S: 10	H: 1 LOB: 2 BB: 1 P: 14	1B: 3 2B: 2 3B: 1 HR: 0	SF: 1 SAC: 1 DP: 0 HBP: 0		WP: 1 PB: 0 SB: 2 CS: 0	PA: 38
PITCHER	IP WLS BF H R ER SO BB IBB HBP BLK WP HR S P ERA WHIP	7.0 L 4 1 1 0 1 4 1 0 0 0 0 6 6 0.00 3.000	0.1 L 4 1 1 0 1 0 0 0 0 0 0 4 4 0.00 0.000	PITCHER															

Batter	1	2	3	4	5	6	7	8	9	AB	R	H	RBI	BB	SO	LOB	TOP					
Ken Berry, R OBP: 0.294, SLG: 0.393 (1, 7)	0-0 1-3		0-0 1B 2B		0-0 F3	0-0 1-3 2-H 1B		0-0 F2		5	1	2	1	0	0	0						
Don Buford, S OBP: 0.319, SLG: 0.350 (1, 5)	0-0 G3		0-0 1B 2B 1B		0-0 1B 1B		0-0 SH1-3 FC3-2-5 2B	0-0 F6		5	1	3	0	0	0	0						
Tommie Agee, R OBP: 0.327, SLG: 0.415 (1, 8)	4-0 PO BB		0-0 1-3 3-H 2B 1B		0-0 1-2 1B		0-0 SH1-3 2-3 CS 1B	0-0 CS 1B		3	1	3	1	1	0	0						
John Romano, R OBP: 0.379, SLG: 0.418 (1, 2)	0-0 PO	0-0	0-0	0-0	0-0 F6		4-0 FC3-2-5 HBP BB	0-0 CS	0-0 F3	3	1	2	2	1	0	2						
J.C. Martin, L OBP: 0.391, SLG: 0.391 (8, 2)	1-2	4-3 2B	0-0 1-H 3-H 2B		0-0		0-0 HBP BB	1-2 CS	0-0 F3	1	0	0	0	0	0	0						
Bill Skowron, R OBP: 0.308, SLG: 0.369 (1, 3)		0-3 K	0-0		0-0		0-0	0-0	0-0	3	0	1	0	0	1	2						
Tom McCraw, L OBP: 0.295, SLG: 0.342 (6, PR) (6, 3)			5-3				0-0 SH5-3 1B 2B	0-0 FC3-2-5 HBP 1B	0-0 F5	2	2	0	0	0	0	2						
Floyd Robinson, L OBP: 0.349, SLG: 0.371 (1, 9)	0-0 4-3		0-0	0-0	0-0 L6		0-0 SH5-3 2-3	4-0 HBP 1B IBB	0-0 F7	3	1	0	0	1	0	1						
Jerry Adair, R OBP: 0.287, SLG: 0.297 (1, 4)			0-0		0-0 F3		0-0	1-0		3	0	0	1	0	0	3						
Al Weis, S OBP: 0.229, SLG: 0.147 (7, PR) (7, 4)			0-0		1-3		0-0 F3	1-2 2-3 3-H HBP		0	0	0	0	0	0	0						
Lee Elia, R OBP: 0.269, SLG: 0.343 (1, 6)			0-0	0-0	0-0 F5	0-0	4-0 1B IBB	0-0 FC6-4 1-3 2-H 3-H 1B		3	1	1	2	1	0	0						
Tommy John, R OBP: 0.167, SLG: 0.278 (1, 1)			0-0		1-3		0-0	0-0		4	0	1	1	0	0	2						
Hoyt Wilhelm, R OBP: 0.150, SLG: 0.111 (8, 1)			0-0		0-0		0-0 F3	0-0 1B IBB	0-0 FC6-4	0	0	0	0	0	0	0						
Juan Pizarro, L OBP: 0.150, SLG: 0.111 (8, 1)			0-0		0-0		1-2 3-H 1B	1-2 2-3 3-H HBP		0	0	0	0	0	0	0						
Inning Stats	R: 0 E: 0 K: 0 S: 2	H: 0 LOB: 0 BB: 1 P: 6	R: 0 E: 0 K: 1 S: 6	H: 1 LOB: 1 BB: 0 P: 6	R: 3 E: 0 K: 0 S: 7	H: 4 LOB: 1 BB: 0 P: 7	R: 0 E: 0 K: 0 S: 3	H: 0 LOB: 0 BB: 0 P: 3	R: 0 E: 0 K: 0 S: 5	H: 2 LOB: 2 BB: 1 P: 5	R: 2 E: 0 K: 0 S: 5	H: 3 LOB: 2 BB: 2 P: 9	R: 3 E: 0 K: 0 S: 5	H: 2 LOB: 2 BB: 2 P: 14	R: 0 E: 0 K: 0 S: 3	H: 1 LOB: 0 BB: 0 P: 3	R: 0 E: 0 K: 0 S: 3	H: 0 LOB: 0 BB: 0 P: 3	1B: 8 2B: 5 3B: 0 HR: 0	SF: 0 SAC: 2 DP: 0 HBP: 1	WP: 0 PB: 0 SB: 0 CS: 1	PA: 44
PITCHER	IP	WLS	BF	H	R	ER	SO	BB	IBB	HBP	BLK	WP	HR	S	P	ERA	WHIP					
Pete Richert, L ERA: 3.17 (1, 1)	5.2	L	27	9	5	5	1	1	1	0	0	0	0	27	35	7.94	1.765					
Casey Cox, R ERA: 3.92 (6, 1)	1.1		9	3	3	3	0	1	1	1	0	0	0	6	15	20.25	3.000					
Ron Kline, R ERA: 3.21 (8, 1)	1.0		3	1	0	0	0	0	0	0	0	0	0	3	3	0.00	1.000					
Bob Humphreys, R ERA: 3.19 (9, 1)	1.0		3	0	0	0	0	0	0	0	0	0	0	3	3	0.00	0.000					

Chicago White Sox @ Washington Senators
D.C. Stadium, Washington, DC
Thu Jul 07 1966, 7:05 PM EDT
Att: 8,323 - Unknown

livebaseballscorecards.com

AB 35
R 8
H 13
RBI 8
BB 4
SO 1
LOB 12




Batter	1	2	3	4	5	6	7	8	9	AB	R	H	RBI	BB	SO	LOB	BOTTOM					
Fred Valentine, S OBP: 0.348, SLG: 0.457 (1, 9)	0-0 G6-3 1B		0-0 6-3		0-0 F8		0-0	0-0 3-H 2B	0-3 K	5	0	2	1	0	1	0						
Ken McMullen, R OBP: 0.282, SLG: 0.331 (1, 5)	0-0 G6-3 1-2		0-0		0-0		0-0 6-3	0-0 L4	0-0 6-3	5	0	1	0	0	0	2						
Ken Harrelson, R OBP: 0.317, SLG: 0.347 (1, 3)	4-0 FC5-4 BB		0-0 F8		0-0		0-0 5-3	0-0	0-0 F7	4	1	1	1	1	0	1						
Frank Howard, R OBP: 0.341, SLG: 0.449 (1, 7)	0-0 FC5-4 1-2		0-0	0-0	0-0 G5-4-3 1B		0-0 F8	0-0	0-0 6-3	4	0	1	0	0	0	1						
Don Lock, R OBP: 0.384, SLG: 0.519 (1, 8)		0-0 6-3		0-0 G5-4-3 1-2		0-0	1-0 1B BB HBP	0-0	0-0 HR	3	2	1	1	0	0	1						
Paul Casanova, R OBP: 0.276, SLG: 0.438 (1, 2)		0-0 6-3 1B		0-0	0-0		0-0 BB 1B	0-3 K		4	1	3	0	0	1	0						
Ed Brinkman, R OBP: 0.266, SLG: 0.333 (1, 6)		0-0 6-3		0-0 6-3		0-0	0-0 BB 1B	0-0 1B	0-0 1B	4	1	2	0	0	0	2						
Bob Saverine, S OBP: 0.253, SLG: 0.287 (1, 4)		0-0		0-0	0-0		4-0 BB 1B	0-0	0-0	2	0	0	1	1	0	1						
Willie Kirkland, L OBP: 0.271, SLG: 0.287 (8, PH)		0-0 6-3		0-0	0-0		0-0	0-0	0-0	1	0	1	0	0	0	0						
Don Blasingame, L OBP: 0.294, SLG: 0.301 (9, 4)		0-0		0-0	0-0		1-2 2-3 3-H BB	1-2 1B	0-0	0	0	0	0	0	0	0						
Pete Richert, L OBP: 0.294, SLG: 0.394 (8, 1)			0-0		0-0		0-0	0-0	0-0	2	0	0	0	0	0	0						
Casey Cox, R OBP: 0.295, SLG: 0.295 (7, PH)			0-0		0-0		0-0	0-0	0-0	0	0	0	0	0	0	0						
Ken Hamlin, R OBP: 0.275, SLG: 0.275 (8, 1)			0-0		0-0		0-0	0-0	0-0	1	0	0	0	0	0	2						
Ron Kline, R OBP: 0.295, SLG: 0.295 (8, 1)			0-0		0-0		0-0	0-0	0-0	0	0	0	0	0	0	0						
Jim King, L OBP: 0.267, SLG: 0.267 (8, PH)			0-0		0-0		0-0	0-0	0-0	1	0	0	0	0	0	2						
Bob Humphreys, R OBP: 0.295, SLG: 0.350 (9, 1)			0-0		0-0		1-2 2-3 3-H	0-0	0-0	0	0	0	0	0	0	0						
Inning Stats	R: 0 E: 0 K: 0 S: 3	H: 1 LOB: 1 BB: 1 P: 7	R: 0 E: 0 K: 0 S: 4	H: 1 LOB: 1 BB: 0 P: 4	R: 0 E: 0 K: 0 S: 4	H: 1 LOB: 1 BB: 0 P: 4	R: 0 E: 0 K: 0 S: 4	H: 2 LOB: 1 BB: 0 P: 4	R: 0 E: 0 K: 0 S: 3	H: 0 LOB: 0 BB: 0 P: 3	R: 0 E: 0 K: 0 S: 3	H: 0 LOB: 0 BB: 0 P: 3	R: 3 E: 0 K: 0 S: 5	H: 3 LOB: 1 BB: 1 P: 10	R: 2 E: 0 K: 1 S: 9	H: 4 LOB: 2 BB: 0 P: 9	R: 0 E: 0 K: 1 S: 5	H: 0 LOB: 0 BB: 0 P: 5	1B: 8 2B: 1 3B: 1 HR: 2	SF: 0 SAC: 0 DP: 3 HBP: 1	WP: 0 PB: 0 SB: 0 CS: 0	PA: 39
PITCHER	IP	WLS	BF	H	R	ER	SO	BB	IBB	HBP	BLK	WP	HR	S	P	ERA	WHIP					
Tommy John, L ERA: 2.66 (1, 1)	7.0	W	30	9	4	4	0	2	0	1	0	0	0	27	36	5.14	1.571					
Hoyt Wilhelm, R ERA: 3.27 (8, 1)	0.2		5	3	1	1	1	0	0	0	0	0	1	7	7	13.50	4.500					
Juan Pizarro, L ERA: 2.48 (8, 1)	1.1	S	4	0	0	0	1	0	0	0	0	0	0	6	6	0.00	0.000					

Chicago White Sox @ Washington Senators
D.C. Stadium, Washington, DC
Thu Jul 07 1966, 7:05 PM EDT
Att: 8,323 - Unknown

livebaseballscorecards.com

AB 36
R 5
H 12
RBI 4
BB 2
SO 2
LOB 12



Batter	1	2	3	4	5	6	7	8	9	AB	R	H	RBI	BB	SO	LOB	TOP			
Don Blasingame, L (1,4) OBP: 0.300, SLG: 0.307	0-0 1B	0-0 1-3			0-0 BB	0-0 SF9			0-0 1-3	3	2	0	0	0	0	0	Washington Senators @ New York Yankees Yankee Stadium, Bronx, NY Fri Jul 08 1966, 7:05 PM EDT Unknown - 87 F			
Frank Howard, R (6,PH) OBP: 0.340, SLG: 0.449	0-0 1B				0-0 1B	2-3 3-H			F9	0	0	0	1	0	0	0				
Ken Hamlin, R (6,4) OBP: 0.283, SLG: 0.272	0-0 1B				0-0 1B				F9	5	1	1	0	0	1	3				
Fred Valentine, S (1,7) OBP: 0.346, SLG: 0.452	0-0 1B	G3			0-0 1B	F8			F9	3	1	1	1	2	1	2				
Jim King, L (1,9) OBP: 0.345, SLG: 0.406	0-0 1B				0-0 1B					3	1	1	1	2	1	2				
Don Lock, R (1,8) OBP: 0.385, SLG: 0.514	0-0 1B			4-0 BB	0-3 K				0-3 K	4	1	1	1	1	2	3				
Dick Nen, L (1,3) OBP: 0.283, SLG: 0.285	0-0 1B			4-0 BB	0-0 K				0-0 3-1	3	1	1	1	1	0	1				
Paul Casanova, R (1,2) OBP: 0.270, SLG: 0.428	0-0 1B			0-0 BB	0-0 FC4				0-0 3-1	4	0	0	1	0	0	4				
Ken McMullen, R (1,5) OBP: 0.284, SLG: 0.331	0-0 1B			0-0 F6					0-0 6-3	3	1	1	0	1	0	0				
Ed Brinkman, R (1,6) OBP: 0.273, SLG: 0.337	0-0 1B			4-0 K	0-0 K				0-0 5-3	3	0	2	2	1	0	0				
Dick Bosman, R (1,1) OBP: 0.200, SLG: 0.200	0-0 K			0-3 K					0-0 L9	1	0	0	0	0	1	1				
Dick Lines, R (3,1)										2	0	0	0	0	1	1				
Ron Kline, R (9,1) OBP: 0.400, SLG: 0.250										0	0	0	0	0	0	0				
Inning Stats	R: 5 E: 0 K: 1 S: 9	H: 5 LOB: 1 BB: 2 P: 17	R: 0 E: 0 K: 0 S: 3	H: 0 LOB: 0 BB: 0 P: 3	R: 0 E: 0 K: 0 S: 2	H: 0 LOB: 0 BB: 1 P: 6	R: 0 E: 0 K: 1 S: 4	H: 0 LOB: 1 BB: 1 P: 8	R: 1 E: 0 K: 2 S: 7	H: 2 LOB: 2 BB: 0 P: 11	R: 0 E: 0 K: 0 S: 3	H: 0 LOB: 0 BB: 0 P: 3	R: 0 E: 0 K: 0 S: 3	H: 0 LOB: 0 BB: 0 P: 3	R: 0 E: 0 K: 1 S: 5	H: 0 LOB: 1 BB: 1 P: 9	1B: 9 2B: 0 3B: 0 HR: 0	SF: 1 SAC: 1 DP: 1 HBP: 0	WP: 1 PB: 0 SB: 0 CS: 0	PA: 40
PITCHER	IP WLS BF H R ER SO BB IBB HBP BLK WP HR S P ERA WHIP																			
Mel Stottlemyre, R (1,1) ERA: 3.24	5.0 L 26 9 7 7 3 4 1 0 0 0 1 0 27 47 12.60 2.600																			
Steve Hamilton, L (6,1) ERA: 2.28	1.0 4 0 0 0 2 0 0 0 0 0 0 0 8 8 0.00 0.000																			
Hal Reniff, R (7,1) ERA: 2.25	3.0 10 0 0 0 1 1 0 0 0 0 0 0 11 15 0.00 0.333																			

Batter	1	2	3	4	5	6	7	8	9	AB	R	H	RBI	BB	SO	LOB	BOTTOM					
Tom Tresh, S (1,7) OBP: 0.334, SLG: 0.342	0-0 4-3	0-0 G3		0-0 5-3		0-0 F4			0-0 F7	5	0	0	1	0	0	0	Washington Senators @ New York Yankees Yankee Stadium, Bronx, NY Fri Jul 08 1966, 7:05 PM EDT Unknown - 87 F					
Bobby Richardson, R (1,4) OBP: 0.303, SLG: 0.362	0-0 F8	0-0 6-3		0-0 F4						5	0	2	0	0	0	0						
Mickey Mantle, S (1,8) OBP: 0.374, SLG: 0.543	0-0 1B			0-0 K		0-3 K			0-0 F8	5	1	2	1	0	1	2						
Joe Pepitone, L (1,9) OBP: 0.272, SLG: 0.465	0-0 1B			4-0 2B		0-0 K			0-0 K2-3	3	2	2	1	1	1	0						
Jake Gibbs, L (1,2) OBP: 0.375, SLG: 0.465	0-0 6-3			0-0 F3		0-0 F2			0-0 L9	4	0	0	0	0	0	3						
Ray Barker, L (1,3) OBP: 0.216, SLG: 0.340				0-0 F5		0-0 5-3			0-0 1B	1	0	0	0	0	0	0						
Lou Clinton, R (3,PH) OBP: 0.301, SLG: 0.378				1-H 2B						3	0	2	1	0	0	0						
Horace Clarke, S (1,6) OBP: 0.212, SLG: 0.200				0-0 E7		0-0 F9			0-0 F7	4	1	1	0	0	0	2						
Clete Boyer, R (1,5) OBP: 0.270, SLG: 0.352				0-0 3B		0-0 6-3			0-0 F7	3	1	1	1	1	0	1						
Mel Stottlemyre, R (1,1) Steve Hamilton, L (6,1) Elston Howard, R (6,PH) Hal Reniff, R (7,1) Hector Lopez, R (6,PH) Roger Maris, L (6,PH)	0-0 1B	0-0 3B		0-3 K		0-0 F6			0-3 K	2	1	1	1	0	1	2						
Inning Stats	R: 0 E: 0 K: 0 S: 5	H: 2 LOB: 0 BB: 0 P: 5	R: 3 E: 1 K: 0 S: 6	H: 3 LOB: 0 BB: 0 P: 6	R: 2 E: 0 K: 1 S: 7	H: 2 LOB: 2 BB: 2 P: 15	R: 0 E: 0 K: 1 S: 5	H: 0 LOB: 0 BB: 0 P: 5	R: 1 E: 0 K: 0 S: 4	H: 1 LOB: 0 BB: 0 P: 4	R: 0 E: 0 K: 0 S: 3	H: 0 LOB: 0 BB: 0 P: 3	R: 0 E: 0 K: 1 S: 5	H: 1 LOB: 0 BB: 0 P: 5	R: 0 E: 0 K: 0 S: 4	H: 1 LOB: 1 BB: 0 P: 4	R: 0 E: 0 K: 1 S: 6	H: 1 LOB: 1 BB: 0 P: 6	1B: 7 2B: 1 3B: 1 HR: 2	SF: 0 SAC: 0 DP: 1 HBP: 0	WP: 0 PB: 0 SB: 0 CS: 0	PA: 39
PITCHER	IP WLS BF H R ER SO BB IBB HBP BLK WP HR S P ERA WHIP																					
Dick Bosman, R (1,1) ERA: 7.42	2.0 W 13 6 5 5 0 1 0 0 0 0 0 1 27 31 1.50 0.667																					
Dick Lines, L (3,1) ERA: 2.4	6.0 W 22 4 1 1 3 0 1 0 0 0 0 1 27 31 1.50 0.667																					
Ron Kline, R (9,1) ERA: 3.14	1.0 S 4 1 0 0 1 0 0 0 0 0 0 0 6 6 0.00 1.000																					

Batter	1	2	3	4	5	6	7	8	9	AB	R	H	RBI	BB	SO	LOB	TOP			
Fred Valentine, S OBP: 0.344, SLG: 0.449										4	1	1	0	0	0	3				
Ken Hamlin, R OBP: 0.273, SLG: 0.292										3	0	2	1	0	0	0				
Ken Harrelson, R OBP: 0.316, SLG: 0.349										4	1	1	1	0	0	2				
Frank Howard, R OBP: 0.339, SLG: 0.453										4	0	1	1	0	1	0				
Willie Kirkland, L OBP: 0.271, SLG: 0.287										0	0	0	0	0	0	0				
Don Lock, R OBP: 0.382, SLG: 0.509										4	0	1	0	0	0	1				
Ken McMullen, R OBP: 0.284, SLG: 0.330										4	0	1	0	0	0	2				
Doug Camilli, R OBP: 0.252, SLG: 0.323										2	0	0	0	0	0	0				
Paul Casanova, R OBP: 0.272, SLG: 0.429										2	1	1	0	0	0	1				
Ed Brinkman, R OBP: 0.273, SLG: 0.337										3	1	1	0	0	0	1				
Ed Brinkman, R OBP: 0.273, SLG: 0.337										3	1	1	0	0	0	1				
Jim Hannan, R OBP: 0.182, SLG: 0.100										1	1	0	0	1	1	0				
Casey Cox, R										0	0	0	0	0	0	0				
Bob Saverine, S OBP: 0.258, SLG: 0.291										1	0	1	1	0	0	0				
Dick Bosman, R OBP: 0.200, SLG: 0.200										0	0	0	0	0	0	0				
Ron Kline, R OBP: 0.400, SLG: 0.250										0	0	0	0	0	0	0				
Inning Stats	R: 2 E: 0 K: 0 S: 6	H: 3 LOB: 1 BB: 0 P: 6	R: 2 E: 0 K: 0 S: 5	H: 2 LOB: 1 BB: 1 P: 9	R: 0 E: 0 K: 0 S: 3	H: 1 LOB: 0 BB: 0 P: 3	R: 0 E: 0 K: 1 S: 5	H: 0 LOB: 0 BB: 0 P: 5	R: 0 E: 0 K: 1 S: 5	H: 0 LOB: 0 BB: 0 P: 5	R: 1 E: 0 K: 0 S: 4	H: 2 LOB: 0 BB: 0 P: 4	R: 0 E: 0 K: 0 S: 3	H: 1 LOB: 1 BB: 0 P: 4	R: 0 E: 0 K: 0 S: 4	H: 1 LOB: 1 BB: 0 P: 4	1B: 7 2B: 2 3B: 1 HR: 0	SF: 0 SAC: 2 DP: 2 HBP: 0	WP: 1 PB: 0 SB: 0 CS: 0	PA: 36
PITCHER Fritz Peterson, L ERA: 3.55	IP: 9.0 WLS: W BF: 35 H: 10 R: 5 ER: 5 SO: 2 BB: 1 IBB: 0 HBP: 0 BLK: 0 WP: 1 HR: 0 S: 38 P: 42 ERA: 5.00 WHIP: 1.222															PITCHER				

Washington Senators @ New York Yankees
Yankee Stadium, Bronx, NY
Fri Jul 08 1966, 7:05 PM EDT
Att: 14,863 - Unknown - 82 F

AB	32
R	5
H	10
RBI	4
BB	1
SO	2
LOB	10

WP	1	PA	36
PB	0		
SB	0		
CS	0		

Batter	1	2	3	4	5	6	7	8	9	AB	R	H	RBI	BB	SO	LOB	BOTTOM					
Tom Tresh, S OBP: 0.338, SLG: 0.342										3	1	1	0	2	0	3						
Bobby Richardson, R OBP: 0.229, SLG: 0.357										5	1	0	1	0	0	3						
Mickey Mantle, S OBP: 0.380, SLG: 0.562										3	1	3	1	0	0	0						
Hector Lopez, R OBP: 0.303, SLG: 0.406										1	1	0	0	0	1	1						
Joe Pepitone, L OBP: 0.278, SLG: 0.470										3	1	2	0	1	0	1						
Elston Howard, R OBP: 0.314, SLG: 0.403										4	0	1	0	0	1	5						
Ray Barker, L OBP: 0.236, SLG: 0.373										4	1	2	3	0	0	2						
Horace Clarke, S OBP: 0.243, SLG: 0.212										3	0	1	0	1	0	2						
Clete Boyer, R OBP: 0.270, SLG: 0.358										4	1	1	0	0	1	2						
Fritz Peterson, S OBP: 0.229, SLG: 0.235										3	0	0	0	1	2	1						
Inning Stats	R: 0 E: 0 K: 0 S: 4	H: 1 LOB: 1 BB: 0 P: 4	R: 0 E: 0 K: 1 S: 6	H: 1 LOB: 3 BB: 2 P: 14	R: 3 E: 2 K: 1 S: 8	H: 4 LOB: 0 BB: 0 P: 8	R: 0 E: 0 K: 1 S: 6	H: 1 LOB: 1 BB: 0 P: 6	R: 1 E: 0 K: 0 S: 4	H: 2 LOB: 1 BB: 0 P: 4	R: 0 E: 0 K: 1 S: 5	H: 0 LOB: 0 BB: 0 P: 5	R: 2 E: 1 K: 0 S: 5	H: 1 LOB: 2 BB: 2 P: 13	R: 1 E: 0 K: 1 S: 6	H: 1 LOB: 1 BB: 1 P: 10	1B: 7 2B: 2 3B: 1 HR: 1	SF: 0 SAC: 1 DP: 1 HBP: 0	WP: 0 PB: 0 SB: 0 CS: 1	PA: 40		
PITCHER Jim Hannan, R ERA: 5.47	IP: 4.0 WLS: 5 BF: 22 H: 9 R: 4 ER: 3 SO: 3 BB: 2 IBB: 0 HBP: 0 BLK: 0 WP: 0 HR: 0 S: 26 P: 34 ERA: 6.75 WHIP: 2.750															PITCHER						
Casey Cox, R ERA: 3.51	2.0	5	0	0	0	1	0	0	0	0	0	7	7	0.00	0.000							
Dick Bosman, R ERA: 7.39	1.1	L	9	2	3	1	0	1	1	0	0	0	0	7	15	6.75	2.250					
Ron Kline, R ERA: 3.1	0.2	3	0	0	0	1	0	0	0	0	0	4	8	0.00	1.500							

Washington Senators @ New York Yankees
Yankee Stadium, Bronx, NY
Fri Jul 08 1966, 7:05 PM EDT
Att: 14,863 - Unknown - 82 F

AB	33
R	7
H	11
RBI	5
BB	5
SO	5
LOB	20

WP	0	PA	40
PB	0		
SB	0		
CS	1		

Batter	1	2	3	4	5	6	7	8	9	AB	R	H	RBI	BB	SO	LOB	TOP			
Don Blasingame, L (1,4) OBP: 0.299, SLG: 0.302	F4		F2		5-3			3B BB		3	1	0	0	1	0	0	<p>Washington Senators @ New York Yankees Yankee Stadium, Bronx, NY</p> <p>Sat Jul 09 1966, 3:33 AM EDT Att: 23,716 - Unknown - 86 F</p> <p>livebaseballscorecards.com</p>			
Bob Saverine, S (1,5) OBP: 0.297, SLG: 0.290 Ken McMullen, R (8,5) OBP: 0.284, SLG: 0.330	B1-3		BB 1B		4-3			K		4	1	1	0	0	1	1				
Jim King, L (1,9) OBP: 0.349, SLG: 0.403 Fred Valentine, S (8,PH) OBP: 0.347, SLG: 0.458	BB		FC5 1B 1-2		4-3			FC6-4 3B		1	0	0	0	2	0	0				
Frank Howard, R (1,7) OBP: 0.341, SLG: 0.452 Willie Kirkland, L (8,PR) OBP: 0.271, SLG: 0.287	K		FC5 1B 1-2 2H				F8	FC6-4 IBB		3	0	1	1	1	1	1				
Don Lock, R (1,8) OBP: 0.380, SLG: 0.505		5-3	FC5 1B 2-3f				CS 1B	FC6-4		4	0	1	1	0	0	3				
Ken Harrelson, R (1,3) OBP: 0.312, SLG: 0.344	F9				5-3		F3	F9		4	0	0	0	0	0	2				
Paul Casanova, R (1,2) OBP: 0.266, SLG: 0.419	E6				4-3		CS 1-2	F4		4	0	0	0	0	0	0				
Ed Brinkman, R (1,6) OBP: 0.273, SLG: 0.339	6-3						F3	F3		4	0	1	0	0	0	1				
Diego Segui, R (1,1) OBP: 0.158, SLG: 0.111			6-3		K		5-3	5-3		4	0	0	0	0	2	1				
Inning Stats	R: 0 E: 0 K: 1 S: 5	H: 0 LOB: 1 BB: 1 P: 9	R: 0 E: 1 K: 0 S: 4	H: 0 LOB: 1 BB: 0 P: 4	R: 1 E: 0 K: 0 S: 5	H: 2 LOB: 2 BB: 1 P: 9	R: 0 E: 0 K: 1 S: 6	H: 1 LOB: 1 BB: 0 P: 6	R: 0 E: 0 K: 0 S: 3	H: 0 LOB: 0 BB: 0 P: 3	R: 0 E: 0 K: 0 S: 3	H: 0 LOB: 0 BB: 0 P: 3	R: 0 E: 0 K: 1 S: 6	H: 1 LOB: 1 BB: 2 P: 14	R: 0 E: 0 K: 1 S: 5	H: 0 LOB: 0 BB: 0 P: 5		1B: 3 2B: 1 3B: 1 HR: 0	SF: 0 SAC: 0 DP: 0 HBP: 0	WP: 0 PB: 0 CS: 1
PITCHER	IP WLS BF H R ER SO BB IBB HBP BLK WP HR S P ERA WHIP																			
Fred Talbot, R (1,1) ERA: 4.9	7.0 L 27 4 1 1 2 2 2 0 0 0 0 0 0 29 37 1.29 0.857																			
Whitey Ford, L (8,1) ERA: 2.78	2.0 9 1 2 2 2 1 1 0 0 0 0 0 0 11 19 9.00 1.000																			

Batter	1	2	3	4	5	6	7	8	9	AB	R	H	RBI	BB	SO	LOB	BOTTOM			
Tom Tresh, S (1,7) OBP: 0.340, SLG: 0.339	G5-4-3 BB		4-3		G3			FC6-4 BB		2	0	0	0	2	0	1	<p>Washington Senators @ New York Yankees Yankee Stadium, Bronx, NY</p> <p>Sat Jul 09 1966, 3:33 AM EDT Att: 23,716 - Unknown - 86 F</p> <p>livebaseballscorecards.com</p>			
Bobby Richardson, R (1,4) OBP: 0.296, SLG: 0.353	G5-4-3 1-2f		F5				F9	FC6-4 1B 1-2f		4	0	0	0	0	0	2				
Jake Gibbs, L (1,2) OBP: 0.381, SLG: 0.467	1B				F4			K		4	0	2	0	0	1	1				
Joe Pepitone, L (1,8) OBP: 0.280, SLG: 0.471	L3				FC3-6 1B		L7	FC4-6 1B 1-3		4	0	2	0	0	0	2				
Ray Barker, L (1,3) OBP: 0.220, SLG: 0.345		3-1			FC3-6 1-2f		K	FC4-6 1-2f		4	0	0	0	0	1	4				
Lou Clinton, R (1,9) OBP: 0.299, SLG: 0.372					F7		F7	K		4	0	1	0	0	1	1				
Clete Boyer, R (1,5) OBP: 0.270, SLG: 0.357	L6						K	6-3		4	0	1	0	0	1	1				
Dick Schofield, S (1,6) OBP: 0.219, SLG: 0.141 Roger Maris, L (7,PH) OBP: 0.307, SLG: 0.364 Roy White, S (7,PR) OBP: 0.313, SLG: 0.364 Whitey Ford, L (8,1) OBP: 0.317, SLG: 0.405 Elston Howard, R (9,PH) OBP: 0.211, SLG: 0.222 Fred Talbot, R (1,1) OBP: 0.211, SLG: 0.222 Horace Clarke, S (7,PH) OBP: 0.231, SLG: 0.200	K									2	0	0	0	0	1	2				
					SH1-4 1B		K	6-3		1	0	0	0	0	0	0				
					5-3		SH1-4 1-2	G1		2	0	0	0	0	0	2				
Inning Stats	R: 0 E: 0 K: 0 S: 3	H: 1 LOB: 1 BB: 1 P: 7	R: 0 E: 0 K: 1 S: 6	H: 1 LOB: 0 BB: 0 P: 6	R: 0 E: 0 K: 0 S: 3	H: 0 LOB: 0 BB: 0 P: 3	R: 0 E: 0 K: 0 S: 4	H: 1 LOB: 1 BB: 0 P: 4	R: 0 E: 0 K: 0 S: 4	H: 1 LOB: 1 BB: 0 P: 4	R: 0 E: 0 K: 1 S: 6	H: 1 LOB: 1 BB: 0 P: 6	R: 0 E: 0 K: 1 S: 6	H: 1 LOB: 2 BB: 1 P: 10	R: 0 E: 0 K: 1 S: 6	H: 1 LOB: 1 BB: 0 P: 6	1B: 8 2B: 0 3B: 0 HR: 0	SF: 0 SAC: 1 DP: 1 HBP: 0	WP: 0 PB: 0 CS: 0	PA: 36
PITCHER	IP WLS BF H R ER SO BB IBB HBP BLK WP HR S P ERA WHIP																			
Diego Segui, R (1,1) ERA: 4.61	9.0 W 36 8 0 0 5 2 0 0 0 0 0 0 0 44 52 0.00 1.111																			

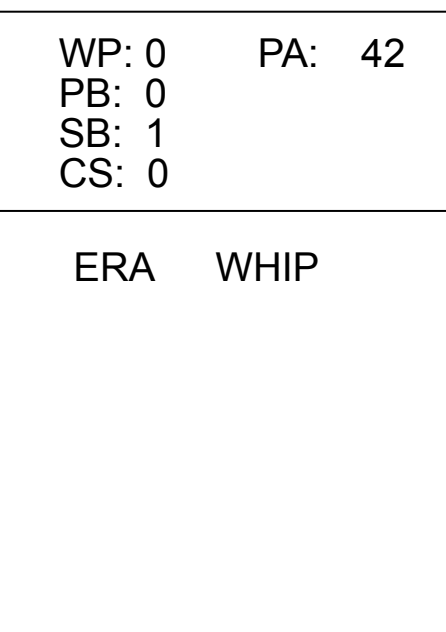
Batter	1	2	3	4	5	6	7	8	9	AB	R	H	RBI	BB	SO	LOB	TOP			
Don Blasingame, L (1, 4) OBP: 0.298, SLG: 0.302 Ken Hamlin, R (7, PH) OBP: 0.268, SLG: 0.287	K		HR	K			5-3		F8	3	1	1	0	0	2	1	Washington Senators @ New York Yankees Yankee Stadium, Bronx, NY Sun Jul 10 1966, 3:33 AM EDT Overcast - 88 F			
Bob Saverine, S (1, 5) OBP: 0.273, SLG: 0.325 Ken McMullen, R (9, 5) OBP: 0.284, SLG: 0.330	FC3-6 1B		HR	1B			F9		1B	5	1	4	2	0	0	0				
Jim King, L (1, 9) OBP: 0.346, SLG: 0.398	FC3-6 1B		F9 BB 1B	F8			L6		F4	5	0	1	0	0	0	4				
Frank Howard, R (1, 7) OBP: 0.343, SLG: 0.450 Willie Kirkland, L (8, 7) OBP: 0.271, SLG: 0.287	1-2 1B		1-2 BB				5-3		5-3	3	0	1	0	1	0	0				
Don Lock, R (1, 8) OBP: 0.375, SLG: 0.496	K		K				K		5-3	4	0	0	0	0	3	4				
Ken Harrelson, R (1, 3) OBP: 0.311, SLG: 0.343			F8	F9			5-3		E 1B 1B	4	0	1	0	0	0	2				
Paul Casanova, R (1, 2) OBP: 0.271, SLG: 0.421			5-3	1-3			G6-3 1B		E7 1-3 1B	4	0	2	0	0	0	2				
Ed Brinkman, R (1, 6) OBP: 0.273, SLG: 0.348			HR				F8		G6-3 1-2 1B	4	1	1	1	0	1	3				
Mike McCormick, L (1, 1) OBP: 0.300, SLG: 0.405 Ron Kline, R (9, 1) OBP: 0.400, SLG: 0.250	K		K	1B 1B			F9		F6	4	0	1	0	0	1	0				
										0	0	0	0	0	0	0				
Inning Stats	R: 0 E: 0 K: 2 S: 9	H: 2 LOB: 2 BB: 0 P: 9	R: 1 E: 0 K: 1 S: 6	H: 1 LOB: 0 BB: 0 P: 6	R: 2 E: 0 K: 1 S: 8	H: 3 LOB: 2 BB: 1 P: 12	R: 0 E: 0 K: 1 S: 7	H: 2 LOB: 2 BB: 0 P: 7	R: 0 E: 0 K: 0 S: 5	H: 0 LOB: 0 BB: 0 P: 5	R: 0 E: 0 K: 0 S: 3	H: 1 LOB: 0 BB: 0 P: 3	R: 0 E: 1 K: 0 S: 7	H: 2 LOB: 2 BB: 0 P: 7	R: 0 E: 0 K: 0 S: 4	H: 1 LOB: 1 BB: 0 P: 4	1B: 10 2B: 0 3B: 0 HR: 2	SF: 0 SAC: 0 DP: 1 HBP: 0	WP: 0 PB: 0 SB: 0 CS: 0	PA: 39
PITCHER	IP WLS BF H R ER SO BB IBB HBP BLK WP HR S P ERA WHIP																			
Jim Bouton, R (1, 1) ERA: 3.67	2.0 L 13 6 3 3 3 1 0 0 0 0 0 2 18 22 13.50 3.500																			
Steve Hamilton, L (3, 1) ERA: 2.05	5.0 17 3 0 0 3 0 0 0 0 0 0 0 23 23 0.00 0.600																			
Hal Reniff, R (8, 1) ERA: 2.17	2.0 9 3 0 0 1 0 0 0 0 0 0 0 11 11 0.00 1.500																			

Batter	1	2	3	4	5	6	7	8	9	AB	R	H	RBI	BB	SO	LOB	BOTTOM					
Tom Tresh, S (1, 8) OBP: 0.338, SLG: 0.334	F9						F9		G4-6-3	4	0	0	0	0	0	3	Washington Senators @ New York Yankees Yankee Stadium, Bronx, NY Sun Jul 10 1966, 3:33 AM EDT Overcast - 88 F					
Bobby Richardson, R (1, 4) OBP: 0.296, SLG: 0.351	S 1B		L7				F7		F6	4	1	1	0	0	0	4						
Hector Lopez, R (1, 7) OBP: 0.300, SLG: 0.438	F9		F9				L9		L9	4	1	1	1	0	0	1						
Joe Pepitone, L (1, 3) OBP: 0.283, SLG: 0.471							F9		4-3	4	0	2	1	0	0	0						
Elston Howard, R (1, 2) OBP: 0.316, SLG: 0.407	L9		L6				4-3		2B	4	0	1	0	0	0	2						
Lou Clinton, R (1, 9) OBP: 0.286, SLG: 0.354			L5				F7		F7	4	0	0	0	0	1	2						
Clete Boyer, R (1, 5) OBP: 0.269, SLG: 0.355			L5				4-3		6-3	4	0	1	0	0	0	0						
Horace Clarke, S (1, 6) OBP: 0.256, SLG: 0.231			HBP 1B				F9		4-3	4	0	2	0	0	0	0						
Jim Bouton, R (1, 1) OBP: 0.175, SLG: 0.125 Steve Hamilton, L (3, 1) ERA: 3.55 Roy White, S (7, PH) OBP: 0.300, SLG: 0.300 Hal Reniff, R (8, 1) OBP: 0.300, SLG: 0.300 Roger Maris, L (9, PH) OBP: 0.300, SLG: 0.300 Ray Barker, L (9, PH) OBP: 0.200, SLG: 0.340			K				F5		G4-6-3 1-2 BB	1	0	0	0	0	1	2						
										0	0	0	0	0	0	0						
Inning Stats	R: 1 E: 0 K: 0 S: 5	H: 2 LOB: 1 BB: 0 P: 5	R: 0 E: 0 K: 1 S: 7	H: 2 LOB: 3 BB: 0 P: 8	R: 0 E: 0 K: 1 S: 6	H: 1 LOB: 1 BB: 0 P: 6	R: 0 E: 0 K: 0 S: 3	H: 0 LOB: 0 BB: 0 P: 3	R: 1 E: 0 K: 0 S: 4	H: 1 LOB: 1 BB: 0 P: 4	R: 0 E: 0 K: 0 S: 3	H: 0 LOB: 0 BB: 0 P: 3	R: 0 E: 0 K: 0 S: 4	H: 1 LOB: 1 BB: 0 P: 4	R: 0 E: 0 K: 0 S: 4	H: 1 LOB: 1 BB: 0 P: 4	R: 0 E: 0 K: 0 S: 3	H: 1 LOB: 2 BB: 1 P: 7	1B: 7 2B: 1 3B: 0 HR: 1	SF: 0 SAC: 0 DP: 1 HBP: 1	WP: 0 PB: 0 SB: 1 CS: 0	PA: 37
PITCHER	IP WLS BF H R ER SO BB IBB HBP BLK WP HR S P ERA WHIP																					
Mike McCormick, L (1, 1) ERA: 3.55	8.1 W 36 9 2 2 2 1 0 1 0 0 0 1 38 43 2.16 1.200																					
Ron Kline, R (9, 1) ERA: 3.09	0.2 S 1 0 0 0 0 0 0 0 0 0 0 0 1 1 0.00 0.000																					

Batter	1	2	3	4	5	6	7	8	9	AB	R	H	RBI	BB	SO	LOB	TOP			
Don Blasingame, L (1,4) OBP: 0.302, SLG: 0.307	4-0 FC3-6 BB	0-0 4-3		0-0 6-3 HR		0-0 F9		0-3 K		4	1	1	1	1	1	1				
Bob Saverine, S (1,5) OBP: 0.271, SLG: 0.321	0-0 FC3-6 FC6-4 1-2	0-0 L7		0-0 6-3		0-0 E6		0-0 FC6-4 1B		5	0	1	0	0	0	3				
Fred Valentine, S (1,9) OBP: 0.344, SLG: 0.464	0-0 FC6-4 E S 1-2		0-3 K	0-0 HR		0-0 F4		0-0 FC6-4 1-2		5	1	1	2	0	1	3				
Don Lock, R (1,8) OBP: 0.379, SLG: 0.507	0-3 K		0-0 HR	0-0 1B					0-0 5-3	5	2	3	0	0	1	1				
Dick Nen, L (1,3) OBP: 0.281, SLG: 0.282		0-0 E3 1B 2B	0-3 K	0-0 3-1		0-0 1B		0-3 K		5	1	1	1	0	2	2				
Willie Kirkland, L (1,7) OBP: 0.287, SLG: 0.337		0-0 2B 1-2 1B	0-0 HR		0-0 F9	0-0 G4-6-3 1-2 1B		0-3 K		5	2	3	2	0	1	0				
Paul Casanova, R (1,2) OBP: 0.271, SLG: 0.422		0-0 1-3 2-H 1B	0-0 F7		0-0 F9		0-3 K			4	1	1	1	0	1	2				
Ed Brinkman, R (1,6) OBP: 0.276, SLG: 0.353		0-0 4-3 SH1-4 2-H 3-H 1B		0-0 SH2-4 2B	0-0 4-3	0-0 G4-6-3 1-2 2B				4	1	2	2	0	0	2				
Bob Humphreys, R (1,1) OBP: 0.750, SLG: 0.500		0-0 SH1-4		0-0 SH2-4		0-0 F7		0-3 K		0	0	0	0	0	0	0				
Ken Hamlin, R (6,PH) OBP: 0.296, SLG: 0.284										1	0	0	0	0	0	0				
Pete Richert, L (6,1) OBP: 0.093, SLG: 0.093										1	0	0	0	0	1	0				
Casey Cox, R (9,1)										0	0	0	0	0	0	0				
Inning Stats	R: 0 E: 0 K: 1 S: 5	H: 0 LOB: 1 BB: 1 P: 9	R: 3 E: 1 K: 0 S: 7	H: 3 LOB: 1 BB: 0 P: 7	R: 2 E: 0 K: 2 S: 9	H: 2 LOB: 0 BB: 0 P: 9	R: 3 E: 0 K: 0 S: 7	H: 4 LOB: 1 BB: 0 P: 7	R: 0 E: 0 K: 0 S: 3	H: 0 LOB: 0 BB: 0 P: 3	R: 1 E: 0 K: 1 S: 7	H: 3 LOB: 1 BB: 0 P: 7	R: 0 E: 0 K: 2 S: 8	H: 1 LOB: 1 BB: 0 P: 8	R: 0 E: 0 K: 2 S: 7	H: 0 LOB: 0 BB: 0 P: 7	1B: 6 2B: 5 3B: 0 HR: 2	SF: 0 SAC: 2 DP: 1 HBP: 0	WP: 0 PB: 0 SB: 1 CS: 0	PA: 42
PITCHER	IP WLS BF H R ER SO BB IBB HBP BLK WP HR S P ERA WHIP																			
Dooley Womack, R (1,1) ERA: 4.31	3.0 L 16 5 5 4 3 1 0 0 0 0 0 1 21 25 12.00 2.000																			
Pedro Ramos, R (4,1) ERA: 3.59	1.0 7 4 3 3 0 0 0 0 0 0 0 1 7 7 27.00 4.000																			
Fritz Peterson, L (5,1) ERA: 3.48	2.0 7 0 0 0 0 0 0 0 0 0 0 0 7 7 0.00 0.000																			
Whitey Ford, L (7,1) ERA: 2.79	3.0 12 4 1 1 5 0 0 0 0 0 0 0 22 22 3.00 1.333																			

Washington Senators @ New York Yankees
 Yankee Stadium, Bronx, NY
 Sun Jul 10 1966, 3:38 AM EDT
 Att: 16,471 - Unknown - 88 F

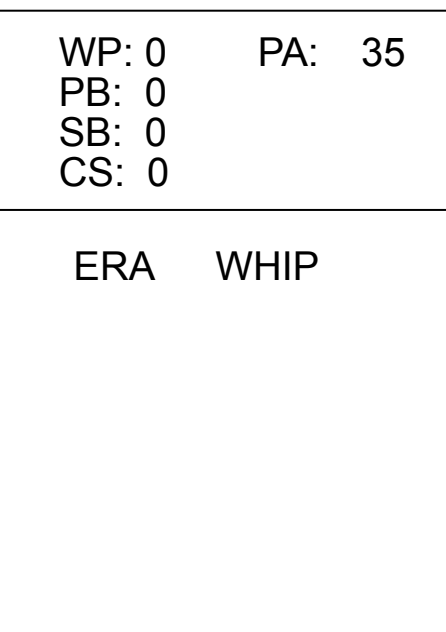
AB	39
R	9
H	13
RBI	9
BB	1
SO	8
LOB	14



Batter	1	2	3	4	5	6	7	8	9	AB	R	H	RBI	BB	SO	LOB	BOTTOM					
Roy White, S (1,7) OBP: 0.319, SLG: 0.373	0-0 F6		0-0 2B		0-0 1-2 2-3 1B			0-0 F8		4	0	2	0	0	0	0						
Bobby Richardson, R (1,4) OBP: 0.292, SLG: 0.347	0-0 4-3		0-0 6-3		0-0 FC6-4 1-2		0-0 F3			4	0	0	0	0	0	5						
Jake Gibbs, L (1,2) OBP: 0.364, SLG: 0.443	0-0 4-3			0-0 F9		0-3 K		0-3 K		4	0	0	0	0	2	0						
Joe Pepitone, L (1,8) OBP: 0.283, SLG: 0.478		0-0 F7		0-0 F9		0-3 K		0-0 HR		4	1	1	1	0	1	0						
Hector Lopez, R (1,9) OBP: 0.293, SLG: 0.427		0-0 6-3		0-0 F2		0-0 F7		0-0 F8		2	0	0	0	0	0	0						
Fritz Peterson, S (5,1) OBP: 0.229, SLG: 0.235										0	0	0	0	0	0	0						
Tom Tresh, S (6,PH) OBP: 0.337, SLG: 0.333										1	0	0	0	0	0	0						
Whitey Ford, L (7,1)										0	0	0	0	0	0	0						
Elston Howard, R (9,PH) OBP: 0.315, SLG: 0.405										1	0	0	0	0	0	0						
Ray Barker, L (1,3) OBP: 0.238, SLG: 0.362		0-3 K			4-0 FC6-4 BB		0-3 K		0-0 1B 2B	3	1	1	0	1	2	0						
Clete Boyer, R (1,5) OBP: 0.269, SLG: 0.353			0-0 F7		0-0 FC6-4 1B BB 1-2		0-0 F3		0-0 2-H 1B	4	0	1	1	0	0	1						
Dick Schofield, S (1,6) OBP: 0.234, SLG: 0.149			0-0 2B 1B		4-0 1-2 BB		0-0 F4		0-0 4-3	3	0	1	0	1	0	1						
Dooley Womack, L (1,1) OBP: 1.000, SLG: 1.000										0	0	0	0	0	0	0						
Horace Clarke, S (3,PH) OBP: 0.250, SLG: 0.225										1	0	0	0	0	0	1						
Pedro Ramos, S (4,1) OBP: 0.143, SLG: 0.143										0	0	0	0	0	0	0						
Lou Clinton, R (5,9) OBP: 0.280, SLG: 0.345										2	0	0	0	0	1	2						
Inning Stats	R: 0 E: 0 K: 0 S: 3	H: 0 LOB: 0 BB: 0 P: 3	R: 0 E: 0 K: 1 S: 5	H: 0 LOB: 0 BB: 0 P: 5	R: 0 E: 0 K: 0 S: 5	H: 2 LOB: 2 BB: 0 P: 5	R: 0 E: 0 K: 0 S: 3	H: 0 LOB: 0 BB: 0 P: 3	R: 0 E: 0 K: 0 S: 4	H: 1 LOB: 3 BB: 2 P: 12	R: 0 E: 0 K: 2 S: 7	H: 0 LOB: 0 BB: 0 P: 7	R: 0 E: 0 K: 1 S: 5	H: 0 LOB: 0 BB: 0 P: 5	R: 0 E: 0 K: 1 S: 5	H: 0 LOB: 1 BB: 0 P: 5	R: 2 E: 0 K: 1 S: 8	H: 3 LOB: 1 BB: 0 P: 8	1B: 3 2B: 2 3B: 0 HR: 1	SF: 0 SAC: 0 DP: 0 HBP: 0	WP: 0 PB: 0 SB: 0 CS: 0	PA: 35
PITCHER	IP WLS BF H R ER SO BB IBB HBP BLK WP HR S P ERA WHIP																					
Bob Humphreys, R (1,1) ERA: 2.91	5.0 W 20 3 0 0 1 2 0 0 0 0 0 0 20 28 0.00 1.000																					
Pete Richert, L (6,1) ERA: 3.21	3.2 14 3 2 2 5 0 0 0 0 0 0 1 24 24 4.91 0.818																					
Casey Cox, R (9,1) ERA: 3.49	0.1 S 1 0 0 0 0 0 0 0 0 0 0 0 1 1 0.00 0.000																					

Washington Senators @ New York Yankees
 Yankee Stadium, Bronx, NY
 Sun Jul 10 1966, 3:38 AM EDT
 Att: 16,471 - Unknown - 88 F

AB	33
R	2
H	6
RBI	2
BB	2
SO	6
LOB	10



Batter	1	2	3	4	5	6	7	8	9	AB	R	H	RBI	BB	SO	LOB	TOP			
Don Blasingame, L (1,4) OBP: 0.296, SLG: 0.300	F8		F8		FC4-6			6-3		4	0	0	0	0	0	3	<p>Washington Senators @ Minnesota Twins Metropolitan Stadium, Bloomington, MI</p> <p>Thu Jul 14 1966, 8:05 PM EDT Att: 13,433 - Unknown - 78 F</p> <p>livebaseballscores.com</p>			
Bob Saverine, S (1,5) OBP: 0.276, SLG: 0.325	G3-6-3 1B			F5	F6			1B		4	0	2	0	0	0	2				
Fred Valentine, S (1,9) OBP: 0.343, SLG: 0.465	G3-6-3 1-2			1B 2B			4-3	G4-6-3 1-2		4	1	1	0	0	0	2				
Frank Howard, R (1,7) OBP: 0.348, SLG: 0.455 Willie Kirkland, L (9, PR) OBP: 0.297, SLG: 0.337		F3		1B				BB 1B		4	0	3	1	0	0	0				
Don Lock, R (1,8) OBP: 0.377, SLG: 0.500		5-3		2H 1B	F8			1B		3	0	0	0	1	1	2				
Ken Harrelson, R (1,3) OBP: 0.308, SLG: 0.339 Jim King, L (9, PH) OBP: 0.344, SLG: 0.396		F8			K			K		3	0	0	0	0	2	2				
Paul Casanova, R (1,2) OBP: 0.270, SLG: 0.416					K			K		1	0	0	0	0	1	2				
Ed Brinkman, R (1,6) OBP: 0.272, SLG: 0.349					F9	FC4-6 BB		F6		3	0	0	0	1	0	2				
Phil Ortega, R (1,1) OBP: 0.162, SLG: 0.063 Dick Phillips, L (7, PH) Casey Cox, R (7, 1)					F8	K		FC6		4	0	0	0	0	1	3				
					E4 1-2 FC4-6			1-3		1	0	0	0	1	0	1				
Inning Stats	R: 0 E: 0 K: 0 S: 3	H: 1 LOB: 0 BB: 0 P: 3	R: 0 E: 0 K: 0 S: 3	H: 0 LOB: 0 BB: 0 P: 3	R: 0 E: 0 K: 0 S: 3	H: 0 LOB: 1 BB: 1 P: 7	R: 1 E: 0 K: 1 S: 7	H: 2 LOB: 1 BB: 0 P: 7	R: 0 E: 1 K: 2 S: 6	H: 0 LOB: 2 BB: 1 P: 10	R: 0 E: 0 K: 0 S: 8	H: 1 LOB: 1 BB: 0 P: 8	R: 0 E: 0 K: 0 S: 3	H: 0 LOB: 0 BB: 0 P: 3	R: 0 E: 0 K: 1 S: 6	H: 1 LOB: 2 BB: 1 P: 10	1B: 5 2B: 1 3B: 0 HR: 0	SF: 0 SAC: 0 DP: 2 HBP: 0	WP: 0 PB: 0 SB: 0 CS: 0	PA: 35
PITCHER	IP WLS BF H R ER SO BB IBB HBP BLK WP HR S P ERA WHIP																			
Mudcat Grant, R (1,1) ERA: 3.15	8.0 W 32 6 1 1 4 3 0 0 0 0 0 0 37 49 1.12 1.125																			
Pete Cimino, R (9,1) ERA: 2.92	1.0 S 3 0 0 0 1 0 0 0 0 0 0 0 5 5 0.00 0.000																			

Batter	1	2	3	4	5	6	7	8	9	AB	R	H	RBI	BB	SO	LOB	BOTTOM			
Zoilo Versalles, R (1,6) OBP: 0.288, SLG: 0.364	K		6-3		K2-3			SH1-4		3	0	0	0	0	2	1	<p>Washington Senators @ Minnesota Twins Metropolitan Stadium, Bloomington, MI</p> <p>Thu Jul 14 1966, 8:05 PM EDT Att: 13,433 - Unknown - 78 F</p> <p>livebaseballscores.com</p>			
Rich Rollins, R (1,5) OBP: 0.291, SLG: 0.402	F4		6-3		F3			5-3		4	0	0	0	0	0	2				
Tony Oliva, L (1,9) OBP: 0.368, SLG: 0.557					2B 1B			F8		3	1	2	0	1	0	0				
Harmon Killebrew, R (1,7) OBP: 0.380, SLG: 0.485	F9				1H 2B			F3		3	1	1	1	1	0	3				
Don Mincher, L (1,3) OBP: 0.295, SLG: 0.405					F8	F2		F7		4	1	1	2	0	0	1				
Earl Battey, R (1,2) OBP: 0.343, SLG: 0.328					F3	6-3		F8		4	0	1	0	0	0	1				
Ted Uhlhaender, L (1,8) OBP: 0.235, SLG: 0.245					1B	6-3		K		4	0	1	0	0	1	2				
Cesar Tovar, R (1,4) OBP: 0.305, SLG: 0.344					F7			F8		3	0	0	0	0	0	2				
Mudcat Grant, R (1,1) OBP: 0.209, SLG: 0.244 Pete Cimino, R (9,1) ERA: 3.39					K			WP 1B		3	0	2	0	0	1	0				
								SH1-4 1B		0	0	0	0	0	0	0				
Inning Stats	R: 0 E: 0 K: 1 S: 6	H: 1 LOB: 1 BB: 0 P: 6	R: 0 E: 0 K: 0 S: 4	H: 1 LOB: 0 BB: 0 P: 4	R: 0 E: 0 K: 1 S: 5	H: 0 LOB: 0 BB: 0 P: 5	R: 1 E: 0 K: 0 S: 5	H: 2 LOB: 1 BB: 0 P: 5	R: 0 E: 0 K: 0 S: 6	H: 1 LOB: 1 BB: 0 P: 6	R: 2 E: 0 K: 0 S: 5	H: 2 LOB: 1 BB: 1 P: 9	R: 0 E: 0 K: 0 S: 4	H: 1 LOB: 2 BB: 1 P: 8	R: 0 E: 0 K: 1 S: 5	H: 0 LOB: 0 BB: 0 P: 5	1B: 6 2B: 1 3B: 0 HR: 1	SF: 0 SAC: 1 DP: 0 HBP: 0	WP: 1 PB: 0 SB: 0 CS: 0	PA: 34
PITCHER	IP WLS BF H R ER SO BB IBB HBP BLK WP HR S P ERA WHIP																			
Phil Ortega, R (1,1) ERA: 3.79	6.0 L 26 7 3 3 3 1 0 0 0 0 0 1 31 35 4.50 1.333																			
Casey Cox, R (7,1) ERA: 3.39	2.0 8 1 0 0 1 0 1 0 0 0 0 0 9 13 0.00 0.500																			

Batter	1	2	3	4	5	6	7	8	9	AB	R	H	RBI	BB	SO	LOB	TOP			
Fred Valentine, S OBP: 0.344, SLG: 0.467 (1, 9)										5	1	2	0	0	0	0				
Bob Saverine, S OBP: 0.270, SLG: 0.318 Ron Kline, R OBP: 0.400, SLG: 0.250 (1, 5) (7, 1)										4	0	0	0	0	1	2				
Ken Harrelson, R OBP: 0.307, SLG: 0.336 (1, 3)										3	0	0	0	1	3	1				
Frank Howard, R OBP: 0.347, SLG: 0.450 Willie Kirkland, L OBP: 0.297, SLG: 0.337 (1, 7) (8, PR) (8, 7)										3	1	0	1	1	0	1				
Don Lock, R OBP: 0.379, SLG: 0.496 (1, 8)										2	1	0	0	2	0	2				
Paul Casanova, R OBP: 0.265, SLG: 0.407 (1, 2)										4	0	0	0	0	0	5				
Ken Hamlin, R OBP: 0.266, SLG: 0.292 (1, 4)										4	0	1	2	0	0	3				
Ed Brinkman, R OBP: 0.269, SLG: 0.344 (1, 6)										4	0	0	0	0	2	1				
Mike McCormick, L OBP: 0.286, SLG: 0.385 Ken McMullen, R OBP: 0.285, SLG: 0.341 (1, 1) (7, PH) (7, 5)										2	0	0	0	0	1	1				
Ken McMullen, R OBP: 0.285, SLG: 0.341 (7, 5)										2	1	1	1	0	0	0				
Inning Stats	R: 1 E: 0 K: 0 S: 6	H: 1 LOB: 1 BB: 1 P: 10	R: 0 E: 0 K: 1 S: 5	H: 0 LOB: 0 BB: 0 P: 5	R: 0 E: 0 K: 1 S: 6	H: 1 LOB: 1 BB: 0 P: 6	R: 2 E: 1 K: 1 S: 6	H: 1 LOB: 1 BB: 2 P: 14	R: 0 E: 0 K: 0 S: 4	H: 0 LOB: 0 BB: 0 P: 4	R: 1 E: 0 K: 0 S: 4	H: 1 LOB: 0 BB: 0 P: 4	R: 0 E: 1 K: 1 S: 6	H: 0 LOB: 2 BB: 1 P: 10	R: 0 E: 0 K: 1 S: 5	H: 0 LOB: 0 BB: 0 P: 5	1B: 1 2B: 2 3B: 0 HR: 1	SF: 0 SAC: 0 DP: 0 HBP: 0	WP: 0 PB: 0 SB: 1 CS: 0	PA: 37
PITCHER Jim Kaat, L ERA: 2.76 (1, 1)	IP: 9.0 WLS: W BF: 37 H: 4 R: 4 ER: 3 SO: 7 BB: 4 IBB: 0 HBP: 0 BLK: 0 WP: 0 HR: 1 S: 47 P: 63 ERA: 3.00 WHIP: 0.889															PITCHER				

Washington Senators @ Minnesota Twins
Metropolitan Stadium, Bloomington, MI
Fri Jul 15 1966, 8:05 PM EDT
Att: 14,780 - Unknown - 76 F

AB 33
R 4
H 4
RBI 4
BB 4
SO 7
LOB 16



Batter	1	2	3	4	5	6	7	8	9	AB	R	H	RBI	BB	SO	LOB	BOTTOM			
Zoilo Versalles, R OBP: 0.287, SLG: 0.362 (1, 6)										4	1	1	0	0	1	2				
Cesar Tovar, R OBP: 0.300, SLG: 0.337 (1, 4)										4	0	0	0	0	0	3				
Tony Oliva, L OBP: 0.369, SLG: 0.556 (1, 9)										4	1	2	2	0	0	0				
Harmon Killebrew, R OBP: 0.384, SLG: 0.487 (1, 5)										3	1	2	1	1	0	0				
Earl Battey, R OBP: 0.341, SLG: 0.326 (1, 2)										4	0	1	0	0	0	3				
Don Mincher, L OBP: 0.294, SLG: 0.402 (1, 3)										4	0	1	1	0	1	0				
Bob Allison, R OBP: 0.329, SLG: 0.379 (1, 7)										4	1	1	0	0	1	2				
Ted Uhlhaender, L OBP: 0.238, SLG: 0.240 (1, 8)										2	0	0	0	1	1	0				
Jim Kaat, L OBP: 0.230, SLG: 0.305 (1, 1)										3	1	0	1	0	0	2				
Inning Stats	R: 0 E: 0 K: 0 S: 3	H: 0 LOB: 0 BB: 0 P: 3	R: 0 E: 0 K: 0 S: 3	H: 0 LOB: 0 BB: 0 P: 3	R: 3 E: 2 K: 0 S: 6	H: 2 LOB: 2 BB: 2 P: 14	R: 0 E: 0 K: 2 S: 7	H: 0 LOB: 0 BB: 0 P: 7	R: 0 E: 0 K: 0 S: 3	H: 1 LOB: 0 BB: 0 P: 3	R: 1 E: 1 K: 1 S: 6	H: 2 LOB: 0 BB: 0 P: 6	R: 0 E: 1 K: 0 S: 6	H: 0 LOB: 1 BB: 0 P: 6	R: 1 E: 0 K: 0 S: 6	H: 3 LOB: 2 BB: 0 P: 6	1B: 7 2B: 0 3B: 1 HR: 0	SF: 0 SAC: 0 DP: 1 HBP: 0	WP: 0 PB: 0 SB: 2 CS: 1	PA: 34
PITCHER Mike McCormick, L ERA: 3.45 Ron Kline, R ERA: 3.12 (1, 1) (7, 1)	IP: 6.0 WLS: L BF: 10 H: 3 R: 1 ER: 1 SO: 1 BB: 0 IBB: 0 HBP: 0 BLK: 0 WP: 0 HR: 0 S: 28 P: 36 ERA: 4.50 WHIP: 1.500															PITCHER				

Washington Senators @ Minnesota Twins
Metropolitan Stadium, Bloomington, MI
Fri Jul 15 1966, 8:05 PM EDT
Att: 14,780 - Unknown - 76 F

AB 32
R 5
H 8
RBI 5
BB 2
SO 4
LOB 12



Batter	1	2	3	4	5	6	7	8	9	AB	R	H	RBI	BB	SO	LOB	TOP					
Don Blasingame, L (1,4) OBP: 0.295, SLG: 0.295	0-0 6-3		0-0 F6		4-0 1B BB		0-0 1-3			3	0	0	0	1	0	1						
Bob Saverine, S (1,5) OBP: 0.270, SLG: 0.316	0-0 F2		0-0 1-3		0-0 1-2 1B		0-0 F8			4	0	1	0	0	0	1						
Fred Valentine, S (1,9) OBP: 0.340, SLG: 0.461	0-0 F8			0-3 K	0-3 K		0-0 G3			4	0	0	0	0	2	2						
Frank Howard, R (1,7) OBP: 0.343, SLG: 0.444		0-0 F7		0-0 E1 E	0-0 F6		0-3 K			4	1	0	0	0	1	2						
Don Lock, R (1,8) OBP: 0.373, SLG: 0.487		0-0 1-3		0-0 E4 E	0-0 F7		0-0 F7			4	0	0	0	0	0	3						
Dick Nen, L (1,3) OBP: 0.286, SLG: 0.283		4-0 BB		0-0 E9 1-3 2-H 1B		0-0 4-3		0-0 F2		3	0	1	1	1	0	0						
Paul Casanova, R (1,2) OBP: 0.265, SLG: 0.404		0-3 K		0-3 K		0-0 1B		0-0 F7		4	0	1	0	0	2	3						
Ed Brinkman, R (1,6) OBP: 0.269, SLG: 0.343			0-0 SH1-4 1B	0-0 F8		0-0 F7		0-0 F9		4	0	1	0	0	0	3						
Diego Segui, R (1,1) OBP: 0.158, SLG: 0.111			0-0 SH1-4		0-0 HR		0-3 K		0-0 F9	0	0	0	0	0	0	0						
Bob Humphreys, R (1,1) OBP: 0.750, SLG: 0.500										0	0	0	0	0	0	0						
Willie Kirkland, L (5, PH) OBP: 0.294, SLG: 0.376										1	1	1	1	0	0	0						
Dick Lines, R (5,1) OBP: 0.343, SLG: 0.394										1	0	0	0	0	1	1						
Jim King, L (9, PH) OBP: 0.343, SLG: 0.394										1	0	0	0	0	0	0						
Inning Stats	R: 0 E: 0 K: 0 S: 3	H: 0 LOB: 0 BB: 0 P: 3	R: 0 E: 0 K: 1 S: 5	H: 0 LOB: 1 BB: 1 P: 9	R: 0 E: 0 K: 0 S: 4	H: 1 LOB: 1 BB: 0 P: 4	R: 1 E: 3 K: 2 S: 10	H: 1 LOB: 2 BB: 0 P: 10	R: 1 E: 0 K: 1 S: 7	H: 2 LOB: 2 BB: 1 P: 11	R: 0 E: 0 K: 1 S: 6	H: 1 LOB: 0 BB: 0 P: 6	R: 0 E: 0 K: 0 S: 3	H: 0 LOB: 0 BB: 0 P: 3	R: 0 E: 0 K: 1 S: 5	H: 0 LOB: 0 BB: 0 P: 5	R: 0 E: 0 K: 0 S: 3	H: 0 LOB: 0 BB: 0 P: 3	1B: 4 2B: 0 3B: 0 HR: 1	SF: 0 SAC: 1 DP: 0 HBP: 0	WP: 0 PB: 0 SB: 0 CS: 0	PA: 36
PITCHER Dave Boswell, R (1,1) ERA: 3.56	IP: 9.0 WLS: W BF: 36 H: 5 R: 2 ER: 1 SO: 6 BB: 2 IBB: 0 HBP: 0 BLK: 0 WP: 0 HR: 1 S: 46 P: 54 ERA: 1.00 WHIP: 0.778															PITCHER						

Washington Senators @ Minnesota Twins
Metropolitan Stadium, Bloomington, MI
Sat Jul 16 1966, 4:33 AM EDT
Att: 12,619 - Unknown

livebaseballscorecards.com

AB	33
R	2
H	5
RBI	2
BB	2
SO	6
LOB	16




Batter	1	2	3	4	5	6	7	8	9	AB	R	H	RBI	BB	SO	LOB	BOTTOM			
Zoilo Versalles, R (1,6) OBP: 0.289, SLG: 0.363	0-0 1B 4-3 1B	0-0 2B E 1B	0-0 5-3			0-0 FC1-6 FC3-6 1-2		0-0 6-3		5	2	2	0	0	0	2				
Ted Uhllander, L (1,8) OBP: 0.246, SLG: 0.260	0-0 BB 1-3 1B	0-0 E6 BB 1B 1-H 2B		0-0 6-3		0-0 FC3-6 FC6 1-2				4	2	2	0	0	0	1				
Tony Oliva, L (1,9) OBP: 0.368, SLG: 0.551	0-0 4-3 1-2 3-H	4-0 BB 1B IBB		0-3 K		0-0 FC6 1-2				3	1	0	1	1	1	2				
Harmon Killebrew, R (1,5) OBP: 0.385, SLG: 0.485	4-0 BB 1B BB	0-0 F8		0-0 1B		0-0 L1-3				3	1	1	0	1	0	2				
Don Mincher, L (1,3) OBP: 0.297, SLG: 0.399	4-0 1B 1-2 2-3 BB	4-0 1B 1-2 2-3 BB		0-0 G3		0-3 K				2	0	0	0	2	1	1				
Jimmie Hall, L (1,7) OBP: 0.292, SLG: 0.392	0-3 K	0-0 FC6-4 1B			0-0 4-3		0-0 5-3			3	0	1	2	0	1	3				
Bob Allison, R (6,7) OBP: 0.327, SLG: 0.376		1-3 2-H 3-H								1	0	0	0	0	0	0				
Earl Batley, R (1,2) OBP: 0.344, SLG: 0.335	0-0 1-3 2-H 3-H 1B	0-0 FC6-4 1-2			0-0 F3		0-0 L6-4 2B			4	0	2	2	0	0	2				
Cesar Tovar, R (1,4) OBP: 0.299, SLG: 0.335	0-0 F4		0-0 F7		0-3 K		0-0 1B			4	0	1	0	0	1	2				
Dave Boswell, R (1,1) OBP: 0.182, SLG: 0.205		0-0 F7		0-0 6-3		0-0 FC1-6 1B		0-0 L6-4 2-3		4	0	1	0	0	0	2				
Inning Stats	R: 3 E: 0 K: 1 S: 8	H: 3 LOB: 2 BB: 2 P: 16	R: 3 E: 1 K: 0 S: 6	H: 3 LOB: 2 BB: 2 P: 14	R: 0 E: 0 K: 0 S: 3	H: 0 LOB: 0 BB: 0 P: 3	R: 0 E: 0 K: 1 S: 6	H: 1 LOB: 1 BB: 0 P: 6	R: 0 E: 0 K: 1 S: 5	H: 0 LOB: 0 BB: 0 P: 5	R: 0 E: 0 K: 0 S: 4	H: 1 LOB: 1 BB: 0 P: 4	R: 0 E: 0 K: 1 S: 5	H: 0 LOB: 0 BB: 0 P: 5	R: 0 E: 0 K: 0 S: 4	H: 2 LOB: 1 BB: 0 P: 4	1B: 8 2B: 3 3B: 0 HR: 0	SF: 0 SAC: 0 DP: 1 HBP: 0	WP: 0 PB: 0 SB: 0 CS: 0	PA: 37
PITCHER Diego Segui, R (1,1) ERA: 4.96	IP: 0.2 WLS: L BF: 7 H: 3 R: 3 ER: 3 SO: 1 BB: 2 IBB: 0 HBP: 0 BLK: 0 WP: 0 HR: 0 S: 7 P: 15 ERA: 40.50 WHIP: 7.500															PITCHER				
Bob Humphreys, R (1,1) ERA: 3.19	3.1 WLS: L BF: 16 H: 4 R: 3 ER: 3 SO: 1 BB: 1 IBB: 1 HBP: 0 BLK: 0 WP: 0 HR: 0 S: 16 P: 24 ERA: 8.10 WHIP: 1.500															PITCHER				
Dick Lines, L (5,1) ERA: 2.2	4.0 WLS: L BF: 14 H: 3 R: 0 ER: 0 SO: 2 BB: 0 IBB: 0 HBP: 0 BLK: 0 WP: 0 HR: 0 S: 18 P: 18 ERA: 0.00 WHIP: 0.750															PITCHER				


Washington Senators @ Minnesota Twins
Metropolitan Stadium, Bloomington, MI
Sat Jul 16 1966, 4:33 AM EDT
Att: 12,619 - Unknown

livebaseballscorecards.com

AB	33
R	6
H	10
RBI	5
BB	4
SO	4
LOB	17



Batter	1	2	3	4	5	6	7	8	9	AB	R	H	RBI	BB	SO	LOB	TOP			
Fred Valentine, S OBP: 0.338, SLG: 0.458 (1, 9)	1-3		F8		F9			G5-4-3 1B		4	0	1	0	0	0	1	<p>Washington Senators @ California Angels Anaheim Stadium, Anaheim, CA</p> <p>Sun Jul 17 1966, 6:33 AM EDT Unknown</p> <p>livebaseballscores.com</p> <p>AB 32 R 0 H 7 RBI 0 BB 2 SO 5 LOB 15</p> 			
Ken McMullen, R OBP: 0.288, SLG: 0.344 (1, 5)	1B		1B		G4-6-3 1-2			G5-4-3		4	0	2	0	0	0	2				
Frank Howard, R OBP: 0.341, SLG: 0.439 (1, 7)	F9		1-2 BB		F9			4-3		3	0	0	0	1	0	1				
Don Lock, R OBP: 0.368, SLG: 0.479 (1, 8)	K		F9		K			K		4	0	0	0	0	3	3				
Ken Harrelson, R OBP: 0.307, SLG: 0.334 (1, 3)		4-3	F9		6-3			1B		4	0	1	0	0	0	2				
Paul Casanova, R OBP: 0.289, SLG: 0.406 (1, 2)	BB 1B		F9		F8			1-3 1B		4	0	2	0	0	0	0				
Ken Hamlin, R OBP: 0.285, SLG: 0.284 (1, 4)	1-2 BB		F7		6-3			F5		3	0	0	0	1	0	2				
Ed Brinkman, R OBP: 0.266, SLG: 0.340 (1, 6)	K		F8		K					3	0	0	0	0	2	2				
Dick Bosman, R OBP: 0.250, SLG: 0.250 Casey Cox, R (5, 1)	4-3				G4-6-3 1B			F9		2	0	1	0	0	0	2				
Bob Saverine, S OBP: 0.268, SLG: 0.315 Bob Humphreys, R OBP: 0.750, SLG: 0.500 (8, 1)										0	0	0	0	0	0	0				
										0	0	0	0	0	0	0				
										0	0	0	0	0	0	0				
Inning Stats	R: 0 E: 0 K: 1 S: 6	H: 1 LOB: 1 BB: 0 P: 6	R: 0 E: 0 K: 1 S: 6	H: 1 LOB: 2 BB: 1 P: 10	R: 0 E: 0 K: 0 S: 4	H: 0 LOB: 0 BB: 1 P: 8	R: 0 E: 0 K: 0 S: 3	H: 0 LOB: 0 BB: 0 P: 3	R: 0 E: 0 K: 1 S: 5	H: 0 LOB: 0 BB: 0 P: 5	R: 0 E: 0 K: 1 S: 5	H: 0 LOB: 0 BB: 0 P: 5	R: 0 E: 0 K: 0 S: 3	H: 1 LOB: 0 BB: 0 P: 3	R: 0 E: 0 K: 1 S: 7	H: 2 LOB: 2 BB: 0 P: 7		1B: 7 2B: 0 3B: 0 HR: 0	SF: 0 SAC: 0 DP: 2 HBP: 0	WP: 0 PB: 0 CS: 0
PITCHER Clyde Wright, L ERA: 2.68 (1, 1)	IP: 9.0 WLS: W BF: 34 H: 7 R: 0 ER: 0 SO: 5 BB: 2 IBB: 0 HBP: 0 BLK: 0 WP: 0 HR: 0 S: 42 P: 50 ERA: 0.00 WHIP: 1.000															PITCHER				

Batter	1	2	3	4	5	6	7	8	9	AB	R	H	RBI	BB	SO	LOB	BOTTOM		
Jose Cardenal, R OBP: 0.330, SLG: 0.408 (1, 8)	6-3	1-3 1B		F5		PB 1B		K		5	0	2	0	0	1	1	<p>Washington Senators @ California Angels Anaheim Stadium, Anaheim, CA</p> <p>Sun Jul 17 1966, 6:33 AM EDT Unknown</p> <p>livebaseballscores.com</p> <p>AB 34 R 5 H 14 RBI 5 BB 1 SO 8 LOB 12</p> 		
Ed Kirkpatrick, L OBP: 0.317, SLG: 0.358 (1, 9)	4-3	F6		4-3		K		1-2 K		4	0	0	0	0	1	3			
Jim Fregosi, R OBP: 0.311, SLG: 0.375 (1, 6)	2B		K		1B SF9 1B		5-3			4	1	2	0	0	1	1			
Willie Smith, L OBP: 0.250, SLG: 0.273 (1, 7)	K		2B 1B		1B 1B		F8			4	2	2	0	0	1	1			
Joe Adcock, R OBP: 0.361, SLG: 0.586 (1, 3)		2B 1B 1B		SF9		G6-4-3 1B				3	1	3	2	0	0	0			
Frank Malzone, R OBP: 0.333, SLG: 0.398 Paul Schaal, R OBP: 0.356, SLG: 0.329 (8, 5)		1B 2B		3-H 1B		1B		G6-4-3 1-2		3	1	2	0	1	0	1			
Buck Rodgers, S OBP: 0.256, SLG: 0.309 (1, 2)	1B 1B		G3		1-3 2-H 1B		K			4	0	2	3	0	1	1			
Bobby Knoop, R OBP: 0.264, SLG: 0.384 (1, 4)	F8		K		FC6-4 1-2		SH1-4 1B			4	0	1	0	0	1	3			
Clyde Wright, R OBP: 0.188, SLG: 0.188 (1, 1)	F8		K		K		SH1-4 1B			3	0	0	0	0	2	1			
Inning Stats	R: 0 E: 0 K: 1 S: 6	H: 4 LOB: 2 BB: 0 P: 7	R: 1 E: 0 K: 0 S: 6	H: 2 LOB: 1 BB: 1 P: 10	R: 0 E: 0 K: 2 S: 7	H: 0 LOB: 0 BB: 0 P: 7	R: 2 E: 0 K: 0 S: 7	H: 4 LOB: 2 BB: 0 P: 7	R: 0 E: 0 K: 2 S: 8	H: 1 LOB: 1 BB: 0 P: 8	R: 0 E: 0 K: 0 S: 3	H: 1 LOB: 0 BB: 0 P: 3	R: 0 E: 0 K: 2 S: 8	H: 1 LOB: 1 BB: 0 P: 8	1B: 11 2B: 3 3B: 0 HR: 0	SF: 1 SAC: 1 DP: 1 HBP: 0		WP: 0 PB: 1 SB: 0 CS: 0	PA: 37
PITCHER Dick Bosman, R ERA: 7.75 Casey Cox, R ERA: 3.27 Bob Humphreys, R ERA: 3.14	IP: 4.1 WLS: L BF: 22 H: 4 R: 0 ER: 0 SO: 4 BB: 1 IBB: 0 HBP: 0 BLK: 0 WP: 0 HR: 0 S: 29 P: 33 ERA: 10.38 WHIP: 2.308															PITCHER			

Batter	1	2	3	4	5	6	7	8	9	AB	R	H	RBI	BB	SO	LOB	TOP				
Don Blasingame, L (1,4) OBP: 0.293, SLG: 0.289	E3 1B SF9	BB		5-3		F7			3-1	4	1	0	0	1	0	0					
Bob Saverine, S (1,6) OBP: 0.277, SLG: 0.322		F8		1B			5-3			5	1	3	0	0	0	2					
Ed Brinkman, R (9,6) OBP: 0.266, SLG: 0.340	2B	1B		1B					CS	0	0	0	0	0	0	0					
Fred Valentine, S (1,8) OBP: 0.340, SLG: 0.458	SF9		S E SF9	1B			4-3		CS	2	1	1	1	1	0	0					
Jim King, L (1,9) OBP: 0.345, SLG: 0.401	1B		E4 SF9 S	F4						4	0	2	1	0	0	3					
Willie Kirkland, L (1,7) OBP: 0.283, SLG: 0.361	F4		K		K					4	0	0	0	0	2	4					
Don Lock, R (7,8) OBP: 0.368, SLG: 0.479			1-2 2-3				F9			0	0	0	0	0	0	0					
Dick Nen, L (1,3) OBP: 0.285, SLG: 0.278	F9		BB		4-3				4-3	3	0	0	0	1	0	1					
Ken McMullen, R (1,5) OBP: 0.284, SLG: 0.340		F8	SF9		6-3				F7	3	0	0	1	0	0	0					
Paul Casanova, R (1,2) OBP: 0.269, SLG: 0.400		2-3 WP BB	6-3			K			K	3	0	0	0	1	2	2					
Jim Hannan, R (1,1) OBP: 0.133, SLG: 0.071		2-3		2-3		K			K	4	0	0	0	0	2	1					
Inning Stats	R: 2 E: 1 K: 0 S: 6	H: 2 LOB: 1 BB: 0 P: 6	R: 0 E: 0 K: 0 S: 3	H: 0 LOB: 2 BB: 11	R: 1 E: 1 K: 1 S: 6	H: 0 LOB: 2 BB: 14	R: 0 E: 0 K: 0 S: 5	H: 2 LOB: 0 BB: 0 P: 5	R: 0 E: 0 K: 1 S: 5	H: 0 LOB: 0 BB: 0 P: 5	R: 0 E: 0 K: 0 S: 4	H: 1 LOB: 1 BB: 0 P: 4	R: 0 E: 0 K: 1 S: 5	H: 0 LOB: 0 BB: 0 P: 5	R: 0 E: 0 K: 1 S: 5	H: 1 LOB: 0 BB: 0 P: 5	1B: 5 2B: 1 3B: 0 HR: 0	SF: 2 SAC: 0 DP: 0 HBP: 0	WP: 1 PB: 0 CS: 2	PA: 39	
PITCHER	IP	WLS	BF	H	R	ER	SO	BB	IBB	HBP	BLK	WP	HR	S	P	ERA	WHIP				
Jack Sanford, R (1,1) ERA: 3.43	5.0	L	25	4	3	1	2	4	0	0	0	1	0	25	41	1.80	1.600				
Lew Burdette, R (6,1) ERA: 3.09	3.0		10	1	0	0	3	0	0	0	0	0	0	16	16	0.00	0.333				
Bob Lee, R (9,1) ERA: 2.39	1.0		3	1	0	0	1	0	0	0	0	0	0	5	5	0.00	1.000				

Washington Senators @ California Angels
Anaheim Stadium, Anaheim, CA
Sun Jul 17 1966, 6:38 AM EDT
Att: 22,131 - Unknown

AB	32
R	3
H	6
RBI	3
BB	4
SO	6
LOB	13



Batter	1	2	3	4	5	6	7	8	9	AB	R	H	RBI	BB	SO	LOB	BOTTOM					
Jose Cardenal, R (1,8) OBP: 0.326, SLG: 0.403	K		5-3			F8		F7		4	0	0	0	0	1	1						
Ed Kirkpatrick, L (1,9) OBP: 0.316, SLG: 0.356	6-3			K			6-3 1B	F5		4	0	1	0	0	1	1						
Bob Lee, R (9,1)										0	0	0	0	0	0	0						
Jim Fregosi, R (1,6) OBP: 0.308, SLG: 0.370	5-3			F9		6-3		K		4	0	0	0	0	1	2						
Willie Smith, L (1,7) OBP: 0.250, SLG: 0.272		1-3		2B	1B	F3		F9		4	1	1	0	0	0	1						
Norm Siebern, L (1,3) OBP: 0.399, SLG: 0.409		3-1		1B			4-3		3-1	4	0	1	1	0	0	0						
Tom Satriano, L (1,2) OBP: 0.336, SLG: 0.259				1B		K		1-3		4	0	1	0	0	1	1						
Paul Schaal, R (1,5) OBP: 0.359, SLG: 0.330		5-3			G4-6-3 BB					2	0	1	0	1	0	1						
Bobby Knoop, R (1,4) OBP: 0.262, SLG: 0.381			K		G4-6-3					3	0	0	0	0	2	2						
Jack Sanford, R (1,1) OBP: 0.190, SLG: 0.263				4-3						1	0	0	0	0	0	0						
Frank Malzone, R (5,PH) OBP: 0.330, SLG: 0.393										1	0	0	0	0	0	0						
Lew Burdette, R (6,1)										0	0	0	0	0	0	0						
Rick Reichardt, R (8,PH) OBP: 0.369, SLG: 0.489								1B		1	0	1	0	0	0	0						
Inning Stats	R: 0 E: 0 K: 1 S: 5	H: 0 LOB: 0 BB: 0 P: 5	R: 0 E: 0 K: 0 S: 4	H: 1 LOB: 1 BB: 0 P: 4	R: 0 E: 0 K: 1 S: 5	H: 0 LOB: 0 BB: 0 P: 5	R: 1 E: 0 K: 2 S: 9	H: 2 LOB: 1 BB: 0 P: 9	R: 0 E: 0 K: 0 S: 2	H: 0 LOB: 0 BB: 1 P: 6	R: 0 E: 0 K: 0 S: 4	H: 1 LOB: 1 BB: 0 P: 4	R: 0 E: 0 K: 1 S: 6	H: 1 LOB: 1 BB: 0 P: 6	R: 0 E: 0 K: 1 S: 6	H: 1 LOB: 0 BB: 0 P: 6	R: 0 E: 0 K: 0 S: 3	H: 0 LOB: 0 BB: 0 P: 3	1B: 5 2B: 1 3B: 0 HR: 0	SF: 0 SAC: 0 DP: 1 HBP: 0	WP: 0 PB: 0 CS: 0	PA: 33
PITCHER	IP	WLS	BF	H	R	ER	SO	BB	IBB	HBP	BLK	WP	HR	S	P	ERA	WHIP					
Jim Hannan, R (1,1) ERA: 4.78	9.0	W	33	6	1	1	6	1	0	0	0	0	0	44	48	1.00	0.778					

Washington Senators @ California Angels
Anaheim Stadium, Anaheim, CA
Sun Jul 17 1966, 6:38 AM EDT
Att: 22,131 - Unknown

AB	32
R	1
H	6
RBI	1
BB	1
SO	6
LOB	9



Batter	1	2	3	4	5	6	7	8	9	AB	R	H	RBI	BB	SO	LOB	TOP								
Zoilo Versalles, R OBP: 0.294, SLG: 0.372 (1, 6)										3	1	1	1	1	0	0									
Cesar Tovar, R OBP: 0.208, SLG: 0.344 (1, 4)										4	1	1	1	0	0	1									
Tony Oliva, L OBP: 0.367, SLG: 0.549 (1, 9)										4	0	0	0	0	0	2									
Harmon Killebrew, R OBP: 0.384, SLG: 0.492 (1, 5)										4	0	1	1	0	0	0									
Earl Battey, R OBP: 0.339, SLG: 0.327 (1, 2)										4	1	1	0	0	0	1									
Don Mincher, L OBP: 0.299, SLG: 0.395 (1, 3)										4	1	1	0	0	1	0									
Andy Kosco, R OBP: 0.293, SLG: 0.330 (1, 7)										3	0	1	2	1	1	0									
Ted Uhlaender, L OBP: 0.256, SLG: 0.292 (1, 8)										4	0	1	0	0	1	1									
Jim Kaat, L OBP: 0.231, SLG: 0.290 (1, 1)										3	1	0	0	1	1	3									
Inning Stats	R: 0 E: 0 K: 0 S: 3	H: 0 LOB: 0 BB: 0 P: 3	R: 0 E: 0 K: 0 S: 3	H: 0 LOB: 0 BB: 0 P: 3	R: 2 E: 0 K: 0 S: 5	H: 2 LOB: 1 BB: 1 P: 9	R: 0 E: 0 K: 1 S: 5	H: 0 LOB: 0 BB: 0 P: 5	R: 0 E: 0 K: 3 S: 9	H: 0 LOB: 0 BB: 0 P: 9	R: 0 E: 0 K: 0 S: 3	H: 0 LOB: 1 BB: 0 P: 6	R: 1 E: 0 K: 0 S: 4	H: 1 LOB: 1 BB: 1 P: 8	R: 0 E: 0 K: 0 S: 3	H: 0 LOB: 0 BB: 1 P: 7	1B: 5 2B: 1 3B: 1 HR: 0	SF: 0 SAC: 0 DP: 1 HBP: 0	WP: 0 PB: 0 SB: 0 CS: 0	PA: 36					
PITCHER	IP WLS BF H R ER SO BB IBB HBP BLK WP HR S P ERA WHIP																								
Pete Richert, L ERA: 3.2 (1, 1)	6.0		21	2	2	2	4	1	0	0	0	0	0	0	28	32	3.00	0.500							
Bob Humphreys, R ERA: 3.41 (7, 1)	0.1		5	4	2	2	0	0	0	0	0	0	0	0	5	5	54.00	12.000							
Casey Cox, R ERA: 3.31 (7, 1)	1.2	L	6	1	1	1	0	1	0	0	0	0	0	0	5	9	5.40	1.200							
Ron Kline, R ERA: 3.06 (9, 1)	1.0		4	0	0	0	0	1	0	0	0	0	0	0	3	7	0.00	1.000							

Minnesota Twins @ Washington Senators
D.C. Stadium, Washington, DC
Tue Jul 19 1966, 7:05 PM EDT
Unknown

livebaseballscores.com

AB 33
R 5
H 7
RBI 5
BB 3
SO 4
LOB 8




Batter	1	2	3	4	5	6	7	8	9	AB	R	H	RBI	BB	SO	LOB	BOTTOM								
Fred Valentine, S OBP: 0.341, SLG: 0.457 (1, 9)										5	2	2	1	0	0	1									
Ken McMullen, R OBP: 0.288, SLG: 0.348 (1, 5)										5	0	3	1	0	0	0									
Frank Howard, R OBP: 0.345, SLG: 0.442 (1, 7)										5	0	3	2	0	1	1									
Don Blasingame, L OBP: 0.293, SLG: 0.289 (9, PR)										0	0	0	0	0	0	0									
Don Lock, R OBP: 0.365, SLG: 0.474 (1, 8)										5	0	1	0	0	2	5									
Ken Harrelson, R OBP: 0.302, SLG: 0.329 (1, 3)										5	0	0	0	0	1	5									
Paul Casanova, R OBP: 0.269, SLG: 0.402 (1, 2)										4	0	1	0	0	0	5									
Ken Hamlin, R OBP: 0.265, SLG: 0.283 (1, 4)										4	1	1	0	0	0	2									
Ed Brinkman, R OBP: 0.272, SLG: 0.343 (1, 6)										3	1	2	0	1	1	0									
Pete Richert, L OBP: 0.091, SLG: 0.091 (1, 1)										1	0	0	0	0	0	2									
Bob Humphreys, R OBP: 0.750, SLG: 0.500 (7, 1)										0	0	0	0	0	0	0									
Casey Cox, R OBP: 0.750, SLG: 0.500 (7, 1)										0	0	0	0	0	0	0									
John Orsino, R OBP: 0.182, SLG: 0.227 (8, PH)										0	0	0	0	0	0	0									
Ron Kline, R OBP: 0.400, SLG: 0.250 (9, 1)										0	0	0	0	0	0	0									
Inning Stats	R: 1 E: 0 K: 0 S: 6	H: 3 LOB: 2 BB: 0 P: 6	R: 0 E: 0 K: 0 S: 4	H: 1 LOB: 1 BB: 0 P: 4	R: 0 E: 0 K: 1 S: 7	H: 2 LOB: 2 BB: 0 P: 7	R: 3 E: 0 K: 1 S: 9	H: 5 LOB: 1 BB: 0 P: 9	R: 0 E: 0 K: 0 S: 4	H: 0 LOB: 2 BB: 1 P: 8	R: 0 E: 0 K: 1 S: 5	H: 0 LOB: 0 BB: 0 P: 5	R: 0 E: 0 K: 1 S: 6	H: 1 LOB: 1 BB: 0 P: 6	R: 0 E: 0 K: 1 S: 5	H: 0 LOB: 0 BB: 0 P: 5	R: 0 E: 0 K: 0 S: 4	H: 1 LOB: 1 BB: 0 P: 4	1B: 11 2B: 2 3B: 0 HR: 0	SF: 0 SAC: 2 DP: 0 HBP: 0	WP: 0 PB: 0 SB: 0 CS: 0	PA: 41			
PITCHER	IP WLS BF H R ER SO BB IBB HBP BLK WP HR S P ERA WHIP																								
Jim Kaat, L ERA: 2.83 (1, 1)	9.0	W	41	13	4	4	5	0	0	1	0	0	0	0	50	54	4.00	1.444							

Minnesota Twins @ Washington Senators
D.C. Stadium, Washington, DC
Tue Jul 19 1966, 7:05 PM EDT
Unknown

livebaseballscores.com

AB 38
R 4
H 13
RBI 4
BB 1
SO 5
LOB 21



Batter	1	2	3	4	5	6	7	8	9	AB	R	H	RBI	BB	SO	LOB	TOP									
Zoilo Versalles, R OBP: 0.293, SLG: 0.369	1-3		CS 1B		G6-4-3		FC4-6		5-3	5	0	1	0	0	0	4										
Ted Uhlhaender, L OBP: 0.246, SLG: 0.282	4-3		CS	F8		4-3		F6		4	0	0	0	0	0	0										
Tony Oliva, L OBP: 0.363, SLG: 0.543	4-3			F7		F8		K		4	0	0	0	0	1	0										
Harmon Killebrew, R OBP: 0.385, SLG: 0.494		HBP				4-3		6-3		3	0	1	0	0	0	0										
Don Mincher, L OBP: 0.305, SLG: 0.402	F6							1B SH	2B SH	3	2	2	0	1	0	1										
Andy Kosco, R OBP: 0.294, SLG: 0.320	F7			IBB	F6		1B SH	5-3		3	1	0	0	0	0	4										
Russ Nixon, L OBP: 0.373, SLG: 0.311	K				F8		1B FC4-6	1B SH		3	0	1	0	1	1	1										
Cesar Tovar, R OBP: 0.309, SLG: 0.351			F6			1B		SH		2	1	1	2	0	0	0										
Jim Perry, S OBP: 0.250, SLG: 0.320	4-3					2B G6-4-3		4-3		3	0	1	2	0	0	2										
Inning Stats	R: 0 E: 0 K: 0 S: 3	H: 0 LOB: 0 BB: 0 P: 3	R: 0 E: 0 K: 1 S: 5	H: 0 LOB: 1 BB: 0 P: 6	R: 0 E: 0 K: 0 S: 3	H: 1 LOB: 0 BB: 0 P: 3	R: 0 E: 0 K: 0 S: 4	H: 1 LOB: 2 BB: 1 P: 8	R: 1 E: 0 K: 0 S: 4	H: 2 LOB: 0 BB: 0 P: 4	R: 0 E: 0 K: 0 S: 3	H: 0 LOB: 0 BB: 0 P: 3	R: 2 E: 1 K: 0 S: 5	H: 1 LOB: 1 BB: 1 P: 9	R: 0 E: 0 K: 1 S: 5	H: 0 LOB: 0 BB: 0 P: 5	R: 1 E: 1 K: 0 S: 6	H: 2 LOB: 2 BB: 0 P: 6	1B: 4 2B: 3 3B: 0 HR: 0	SF: 2 SAC: 2 DP: 1 HBP: 1	WP: 0 PB: 0 CS: 1	PA: 38				
PITCHER	IP	WLS	BF	H	R	ER	SO	BB	IBB	HBP	BLK	WP	HR	S	P	ERA	WHIP									
Phil Ortega, R ERA: 3.77	(1, 1)	8.0	L	31	5	3	3	2	0	2	1	0	0	0	32	41	3.38	0.625								
Dick Bosman, R ERA: 7.75	(9, 1)	1.0		6	2	1	1	0	0	0	0	0	0	0	6	6	9.00	2.000								

Minnesota Twins @ Washington Senators
D.C. Stadium, Washington, DC
Tue Jul 19 1966, 7:05 PM EDT
Att: 9,197 - Unknown

livebaseballscores.com

AB 30
R 4
H 7
RBI 4
BB 2
SO 2
LOB 12



Batter	1	2	3	4	5	6	7	8	9	AB	R	H	RBI	BB	SO	LOB	BOTTOM									
Don Blasingame, L OBP: 0.292, SLG: 0.288	F2		F8			F5			SH5-3 1B	4	0	1	0	0	0	0										
Bob Saverine, S OBP: 0.273, SLG: 0.317	F6			K		F7			SH5-3	3	0	0	0	0	1	0										
Fred Valentine, S OBP: 0.340, SLG: 0.453	F5			F6		4-3			G6-4-3 BB	3	0	0	0	1	0	0										
Frank Howard, R OBP: 0.344, SLG: 0.439		4-3					K		G6-4-3	4	0	1	0	0	1	2										
Jim King, L OBP: 0.341, SLG: 0.395		3-1		F6			F2			3	0	0	0	0	0	1										
Ken McMullen, R OBP: 0.287, SLG: 0.344		E4				F8		4-3		3	0	0	0	0	0	0										
Dick Nen, L OBP: 0.286, SLG: 0.275		K							F8	2	0	0	0	1	1	1										
Paul Casanova, R OBP: 0.265, SLG: 0.396			K						F3	3	0	0	0	0	2	1										
Phil Ortega, R OBP: 0.154, SLG: 0.059										2	0	0	0	0	0	1										
Willie Kirkland, L OBP: 0.280, SLG: 0.357										1	0	0	0	0	0	0										
Dick Bosman, R OBP: 0.250, SLG: 0.250										0	0	0	0	0	0	0										
Inning Stats	R: 0 E: 0 K: 0 S: 3	H: 0 LOB: 0 BB: 0 P: 3	R: 0 E: 1 K: 1 S: 6	H: 0 LOB: 0 BB: 0 P: 6	R: 0 E: 0 K: 1 S: 5	H: 0 LOB: 0 BB: 0 P: 5	R: 0 E: 0 K: 1 S: 6	H: 1 LOB: 1 BB: 0 P: 6	R: 0 E: 0 K: 1 S: 5	H: 0 LOB: 0 BB: 0 P: 9	R: 0 E: 0 K: 0 S: 3	H: 0 LOB: 0 BB: 0 P: 3	R: 0 E: 0 K: 1 S: 5	H: 0 LOB: 0 BB: 0 P: 5	R: 0 E: 0 K: 0 S: 3	H: 0 LOB: 0 BB: 0 P: 3	R: 0 E: 0 K: 0 S: 3	H: 1 LOB: 1 BB: 1 P: 7	1B: 2 2B: 0 3B: 0 HR: 0	SF: 0 SAC: 1 DP: 1 HBP: 0	WP: 0 PB: 0 CS: 0	PA: 31				
PITCHER	IP	WLS	BF	H	R	ER	SO	BB	IBB	HBP	BLK	WP	HR	S	P	ERA	WHIP									
Jim Perry, R ERA: 2.95	(1, 1)	9.0	W	31	2	0	0	5	2	0	0	0	0	0	39	47	0.00	0.444								

Minnesota Twins @ Washington Senators
D.C. Stadium, Washington, DC
Tue Jul 19 1966, 7:05 PM EDT
Att: 9,197 - Unknown

livebaseballscores.com

AB 28
R 0
H 2
RBI 0
BB 2
SO 5
LOB 6



Batter	1	2	3	4	5	6	7	8	9	AB	R	H	RBI	BB	SO	LOB	TOP										
Zoilo Versalles, R OBP: 0.300, SLG: 0.377	0-0 FC5-4 1B		0-0 1B E 2B		0-0 CS 1B		1-0 1B HBP		0-0 F9	4	1	3	0	0	0	0											
Cesar Tovar, R OBP: 0.308, SLG: 0.349	0-0 FC5-4 1B		0-0 1B E 1B		0-0 6-3		0-3 K			4	1	1	0	0	1	3											
Tony Oliva, L OBP: 0.367, SLG: 0.551	0-0 WP 1B		0-0 E4 L4-6 1B		0-0 3B		0-0 1B			4	0	3	1	0	0	1											
Harmon Killebrew, R OBP: 0.386, SLG: 0.492	4-0 1B		0-0 1B		0-0 F8		0-0 F4			3	0	1	1	1	0	3											
Earl Battey, R OBP: 0.338, SLG: 0.335	0-0 F3		0-0 L4-6		0-0 SF7 3B		0-0 F8		0-0 F8	4	1	1	0	0	0	5											
Don Mincher, L OBP: 0.301, SLG: 0.397	0-3 K		0-0 5-3		0-0 SF7		0-0 F9		0-0 F9	3	0	0	1	0	1	4											
Andy Kosco, R OBP: 0.274, SLG: 0.307			0-0 F9		0-0 6-3		0-0 6-3		0-0 F5	4	0	0	0	0	0	0											
Ted Uhlhaender, L OBP: 0.241, SLG: 0.273			0-0 3-1		0-0 F4		0-0 F9		0-0 4-3	4	0	0	0	0	0	0											
Dave Boswell, R OBP: 0.167, SLG: 0.188			0-0 5-3		0-0 F4		0-3 K		0-0 4-3	4	0	0	0	0	1	0											
Inning Stats	R: 0 E: 0 K: 1 S: 7	H: 2 LOB: 3 BB: 1 P: 11	R: 0 E: 0 K: 0 S: 3	H: 0 LOB: 0 BB: 0 P: 3	R: 2 E: 1 K: 0 S: 6	H: 3 LOB: 1 BB: 0 P: 6	R: 0 E: 0 K: 0 S: 3	H: 0 LOB: 0 BB: 0 P: 3	R: 0 E: 0 K: 0 S: 4	H: 2 LOB: 1 BB: 0 P: 4	R: 1 E: 0 K: 0 S: 4	H: 1 LOB: 0 BB: 0 P: 4	R: 0 E: 0 K: 2 S: 8	H: 1 LOB: 2 BB: 0 P: 9	R: 0 E: 0 K: 0 S: 3	H: 0 LOB: 0 BB: 0 P: 3	R: 0 E: 0 K: 0 S: 3	H: 0 LOB: 0 BB: 0 P: 3	1B: 6 2B: 2 3B: 2 HR: 0	SF: 1 SAC: 0 DP: 1 HBP: 1	WP: 1 PB: 0 SB: 0 CS: 1	PA: 37					
PITCHER	IP	WLS	BF	H	R	ER	SO	BB	IBB	HBP	BLK	WP	HR	S	P	ERA	WHIP										
Mike McCormick, L ERA: 3.41	(1, 1)	7.0	L	31	9	3	2	3	0	0	0	1	0	35	40	2.57	1.286										
Ron Kline, R ERA: 2.95	(8, 1)	2.0		6	0	0	0	0	0	0	0	0	0	6	6	0.00	0.000										

Minnesota Twins @ Washington Senators
D.C. Stadium, Washington, DC
Wed Jul 20 1966, 7:05 PM EDT
Att: 8,370 - Unknown

AB	34
R	3
H	9
RBI	3
BB	1
SO	3
LOB	16



Batter	1	2	3	4	5	6	7	8	9	AB	R	H	RBI	BB	SO	LOB	BOTTOM										
Don Blasingame, L OBP: 0.286, SLG: 0.282	0-3 K		0-0 5-3		0-0 6-3		0-0 F5			4	0	0	0	0	1	1											
Ken McMullen, R OBP: 0.226, SLG: 0.341	0-0 6-3		0-3 K		4-0 4-3 BB		0-0 F9			3	0	0	0	1	1	1											
Fred Valentine, S OBP: 0.339, SLG: 0.450	0-0 4-3		0-0 1B		0-0 4-3		0-0 F3			4	0	1	0	0	0	1											
Frank Howard, R OBP: 0.343, SLG: 0.437			0-3 K		0-0 K		0-3 K			4	0	1	0	0	3	1											
Jim King, L OBP: 0.339, SLG: 0.392			0-0 BB 1B		0-0 FC6-4		0-0 F9		0-0 G3	4	1	1	0	0	0	2											
Dick Phillips, L OBP: 0.222, SLG: 0.125			4-0 1B BB		0-0 E7 1B		0-0 F8		0-3 K	3	0	1	0	1	1	0											
Paul Casanova, R OBP: 0.260, SLG: 0.389			0-0 F9		0-0 F8		0-3 K		0-0 F5	4	0	0	0	0	1	3											
Ed Brinkman, R OBP: 0.275, SLG: 0.348			0-0 1B		0-0 5-3		0-0 2B		0-0 5-3	4	0	2	1	0	0	1											
Mike McCormick, L OBP: 0.273, SLG: 0.366			0-3 K		0-0 F8					2	0	0	0	0	1	3											
Willie Kirkland, L OBP: 0.278, SLG: 0.354										1	0	0	0	0	0	1											
Ron Kline, R OBP: 0.400, SLG: 0.250										0	0	0	0	0	0	0											
Inning Stats	R: 0 E: 0 K: 1 S: 5	H: 0 LOB: 0 BB: 0 P: 5	R: 1 E: 0 K: 2 S: 9	H: 2 LOB: 2 BB: 1 P: 13	R: 0 E: 0 K: 1 S: 7	H: 2 LOB: 0 BB: 0 P: 7	R: 0 E: 1 K: 0 S: 4	H: 1 LOB: 1 BB: 0 P: 4	R: 0 E: 0 K: 1 S: 5	H: 0 LOB: 0 BB: 0 P: 5	R: 0 E: 0 K: 1 S: 4	H: 1 LOB: 1 BB: 0 P: 4	R: 0 E: 0 K: 1 S: 5	H: 0 LOB: 0 BB: 0 P: 5	R: 0 E: 0 K: 1 S: 5	H: 0 LOB: 0 BB: 0 P: 5	R: 0 E: 0 K: 1 S: 5	H: 0 LOB: 0 BB: 0 P: 5	1B: 5 2B: 1 3B: 0 HR: 0	SF: 0 SAC: 0 DP: 0 HBP: 0	WP: 0 PB: 0 SB: 0 CS: 0	PA: 35					
PITCHER	IP	WLS	BF	H	R	ER	SO	BB	IBB	HBP	BLK	WP	HR	S	P	ERA	WHIP										
Dave Boswell, R ERA: 3.38	(1, 1)	9.0	W	35	6	1	1	8	2	0	0	0	0	49	57	1.00	0.889										

Minnesota Twins @ Washington Senators
D.C. Stadium, Washington, DC
Wed Jul 20 1966, 7:05 PM EDT
Att: 8,370 - Unknown

AB	33
R	1
H	6
RBI	1
BB	2
SO	8
LOB	14



Batter	1	2	3	4	5	6	7	8	9	AB	R	H	RBI	BB	SO	LOB	TOP			
Zoilo Versalles, R OBP: 0.297, SLG: 0.372 (1, 6)	4-3		K		6-3			F5		4	0	0	0	0	1	0	Minnesota Twins @ Washington Senators D.C. Stadium, Washington, DC Thu Jul 21 1966, 7:05 PM EDT Att: 5,579 - Unknown livebaseballscorecards.com			
Ted Uhlhaender, L OBP: 0.241, SLG: 0.273 (1, 8)	1-3		1-3				4-3 1B	4-3		4	0	1	0	0	0	0				
Tony Oliva, L OBP: 0.369, SLG: 0.549 (1, 9)					FC5 1B		4-3 1-2	5-3		3	0	1	0	1	0	1				
Harmon Killebrew, R OBP: 0.385, SLG: 0.489 (1, 5)	F7				1-2 1B		F6			4	0	1	0	0	1	2				
Don Mincher, L OBP: 0.307, SLG: 0.404 (1, 3)					K			FC6-4 WP 2B		3	1	2	0	1	1	2				
Earl Battey, R OBP: 0.335, SLG: 0.332 Russ Nixon, L OBP: 0.377, SLG: 0.304 (6, PH) (6, 2)	5-3 1-2				K		4-3 IBB	FC6-4 IBB		2	0	0	0	0	1	3				
Andy Kosco, R OBP: 0.284, SLG: 0.295 (1, 7)	K				FC5 2-3f		K	FC6-4 E 1-2f 2-3		4	0	0	0	0	2	5				
Cesar Tovar, R OBP: 0.307, SLG: 0.344 (1, 4)	K						K	FC4-6 IBB 1-3 3-H		3	0	0	0	1	2	1				
Jim Merritt, L OBP: 0.176, SLG: 0.235 (1, 1)			K		6-3		1-6-3	FC4-6 1-2f		4	0	0	0	0	1	2				
Inning Stats	R: 0 E: 0 K: 0 S: 3	H: 0 LOB: 1 BB: 1 P: 7	R: 0 E: 0 K: 2 S: 8	H: 1 LOB: 1 BB: 0 P: 8	R: 0 E: 0 K: 2 S: 7	H: 0 LOB: 0 BB: 0 P: 7	R: 0 E: 0 K: 2 S: 9	H: 2 LOB: 2 BB: 0 P: 9	R: 0 E: 0 K: 0 S: 4	H: 1 LOB: 2 BB: 1 P: 8	R: 0 E: 0 K: 2 S: 7	H: 0 LOB: 0 BB: 0 P: 7	R: 0 E: 0 K: 0 S: 3	H: 0 LOB: 0 BB: 0 P: 3	R: 1 E: 0 K: 1 S: 6	H: 1 LOB: 2 BB: 2 P: 14		1B: 4 2B: 1 3B: 0 HR: 0	SF: 0 SAC: 0 DP: 0 HBP: 0	WP: 1 PB: 0 CS: 0
PITCHER Jim Hannan, R ERA: 4.28 (1, 1)	IP: 9.0 WLS: L BF: 36 H: 5 R: 1 ER: 1 SO: 9 BB: 1 IBB: 3 HBP: 0 BLK: 0 WP: 1 HR: 0 S: 50 P: 66 ERA: 1.00 WHIP: 0.667															PITCHER IP: 9.0 WLS: W BF: 32 H: 3 R: 0 ER: 0 SO: 12 BB: 2 IBB: 0 HBP: 0 BLK: 0 WP: 0 HR: 0 S: 54 P: 62 ERA: 0.00 WHIP: 0.556				

Batter	1	2	3	4	5	6	7	8	9	AB	R	H	RBI	BB	SO	LOB	BOTTOM			
Fred Valentine, S OBP: 0.335, SLG: 0.444 (1, 9)	F8		K		F7			F6		4	0	0	0	0	1	1	Minnesota Twins @ Washington Senators D.C. Stadium, Washington, DC Thu Jul 21 1966, 7:05 PM EDT Att: 5,579 - Unknown livebaseballscorecards.com			
Ken McMullen, R OBP: 0.285, SLG: 0.346 (1, 5)	BB 1B				F8			F6		4	0	2	0	0	0	0				
Ken Harrelson, R OBP: 0.301, SLG: 0.326 (1, 3)	1-2 BB				K		F8	5-3		3	0	0	0	1	1	1				
Frank Howard, R OBP: 0.342, SLG: 0.433 (1, 7)	1-2 2-3 BB				K		5-3	K		3	0	0	0	1	2	1				
Don Lock, R OBP: 0.360, SLG: 0.466 (1, 8)	K				K		1-3	F6		4	0	0	0	0	2	4				
Paul Casanova, R OBP: 0.257, SLG: 0.384 (1, 2)	F4				K			F7		3	0	0	0	0	1	3				
Ken Hamlin, R OBP: 0.266, SLG: 0.285 (1, 4)					K2-3			K		3	0	1	0	0	2	0				
Ed Brinkman, R OBP: 0.272, SLG: 0.345 (1, 6)					K			F9		3	0	0	0	0	2	1				
Jim Hannan, R OBP: 0.118, SLG: 0.063 (1, 1)			SH1-4		K			1-3		2	0	0	0	0	1	0				
Inning Stats	R: 0 E: 0 K: 1 S: 6	H: 1 LOB: 3 BB: 2 P: 14	R: 0 E: 0 K: 2 S: 8	H: 1 LOB: 1 BB: 0 P: 8	R: 0 E: 0 K: 3 S: 10	H: 1 LOB: 1 BB: 0 P: 10	R: 0 E: 0 K: 3 S: 9	H: 0 LOB: 0 BB: 0 P: 9	R: 0 E: 0 K: 1 S: 5	H: 0 LOB: 0 BB: 0 P: 5	R: 0 E: 0 K: 0 S: 3	H: 0 LOB: 0 BB: 0 P: 5	R: 0 E: 0 K: 0 S: 3	H: 0 LOB: 0 BB: 0 P: 3	R: 0 E: 0 K: 1 S: 5	H: 0 LOB: 0 BB: 0 P: 5		1B: 2 2B: 1 3B: 0 HR: 0	SF: 0 SAC: 1 DP: 0 HBP: 0	WP: 0 PB: 0 CS: 0
PITCHER Jim Merritt, L ERA: 3.53 (1, 1)	IP: 9.0 WLS: W BF: 32 H: 3 R: 0 ER: 0 SO: 12 BB: 2 IBB: 0 HBP: 0 BLK: 0 WP: 0 HR: 0 S: 54 P: 62 ERA: 0.00 WHIP: 0.556															PITCHER IP: 9.0 WLS: L BF: 36 H: 5 R: 1 ER: 1 SO: 9 BB: 1 IBB: 3 HBP: 0 BLK: 0 WP: 1 HR: 0 S: 50 P: 66 ERA: 1.00 WHIP: 0.667				


Batter	1	2	3	4	5	6	7	8	9	AB	R	H	RBI	BB	SO	LOB	TOP										
Ossie Chavarria, R OBP: 0.293, SLG: 0.284 (1, 6)										4	2	2	0	1	1	1	Kansas City Athletics @ Washington Senators D.C. Stadium, Washington, DC Fri Jul 22 1966, 7:05 PM EDT Att.: 4,705 - Unknown										
Jim Gosger, L OBP: 0.319, SLG: 0.343 (1, 8)										3	2	1	1	1	0	1											
Mike Hershberger, R OBP: 0.322, SLG: 0.357 (1, 9)										3	0	1	1	1	1	0											
Roger Repoz, L OBP: 0.351, SLG: 0.396 (1, 3)										3	1	3	0	2	0	0											
Danny Cater, R OBP: 0.283, SLG: 0.350 (1, 5)										5	1	1	4	0	0	6											
Larry Stahl, L OBP: 0.286, SLG: 0.390 (1, 7)										4	0	0	0	0	2	2											
Dick Green, R OBP: 0.291, SLG: 0.346 (1, 4)										4	1	2	0	0	1	0											
Phil Roof, R OBP: 0.294, SLG: 0.371 (1, 2)										3	0	0	0	1	0	2											
Jim Nash, R OBP: 0.091, SLG: 0.182 (6, PH)										2	0	0	0	0	2	2											
Ed Charles, R OBP: 0.311, SLG: 0.429 (6, PH)										1	0	1	1	0	0	0											
Wes Stock, R (6, 1)										1	0	0	0	0	1	0											
Inning Stats	R: 1 E: 0 K: 0 S: 4	H: 2 LOB: 1 BB: 1 P: 8	R: 0 E: 0 K: 1 S: 6	H: 1 LOB: 1 BB: 0 P: 6	R: 1 E: 0 K: 0 S: 5	H: 3 LOB: 1 BB: 0 P: 5	R: 0 E: 0 K: 3 S: 9	H: 0 LOB: 1 BB: 1 P: 13	R: 1 E: 0 K: 0 S: 4	H: 1 LOB: 2 BB: 0 P: 12	R: 3 E: 0 K: 1 S: 6	H: 1 LOB: 2 BB: 2 P: 14	R: 0 E: 0 K: 1 S: 5	H: 0 LOB: 0 BB: 0 P: 5	R: 0 E: 0 K: 1 S: 6	H: 1 LOB: 1 BB: 0 P: 6	1B: 6 2B: 4 3B: 0 HR: 2	SF: 0 SAC: 2 DP: 2 HBP: 0	WP: 0 PB: 0 SB: 0 CS: 2	PA: 41							
PITCHER	IP	WLS	BF	H	R	ER	SO	BB	IBB	HBP	BLK	WP	HR	S	P	ERA	WHIP										
Diego Segui, R ERA: 5.0 (1, 1)	3.0		14	6	2	2	1	1	0	0	0	0	1	15	19	6.00	2.333										
Dick Lines, L ERA: 2.45 (4, 1)	2.1	L	13	3	2	2	3	3	0	0	0	0	0	16	28	7.71	2.571										
Bob Humphreys, R ERA: 3.74 (6, 1)	1.2		7	1	3	3	2	1	1	0	0	0	1	9	17	16.20	1.200										
Casey Cox, R ERA: 3.23 (8, 1)	2.0		7	1	0	0	2	0	0	0	0	0	0	11	11	0.00	0.500										

Batter	1	2	3	4	5	6	7	8	9	AB	R	H	RBI	BB	SO	LOB	BOTTOM										
Don Blasingame, L OBP: 0.281, SLG: 0.276 (1, 4)										4	0	0	0	0	0	2	Kansas City Athletics @ Washington Senators D.C. Stadium, Washington, DC Fri Jul 22 1966, 7:05 PM EDT Att.: 4,705 - Unknown										
Ken McMullen, R OBP: 0.288, SLG: 0.345 (1, 5)										4	1	1	0	0	1	1											
Jim King, L OBP: 0.346, SLG: 0.396 (1, 9)										3	1	2	0	1	1	0											
Frank Howard, R OBP: 0.341, SLG: 0.434 (1, 7)										4	0	1	1	0	1	3											
Don Lock, R OBP: 0.365, SLG: 0.469 (1, 8)										3	0	2	0	1	0	1											
Dick Nen, L OBP: 0.280, SLG: 0.269 (1, 3)										4	0	0	0	0	2	5											
Paul Casanova, R OBP: 0.252, SLG: 0.377 (1, 2)										4	0	0	1	0	0	4											
Ed Brinkman, R OBP: 0.278, SLG: 0.353 (1, 6)										3	0	2	0	1	0	0											
Diego Segui, R OBP: 0.156, SLG: 0.111 (3, PH)										0	0	0	0	0	0	0											
Bob Savarese, S OBP: 0.271, SLG: 0.316 (4, 1)										1	0	0	0	0	1	1											
Dick Lines, R (6, 1)										1	0	0	0	0	1	3											
Bob Humphreys, R OBP: 0.356, SLG: 0.350 (7, PH)										0	0	0	0	0	0	0											
Fred Valentine, S OBP: 0.352, SLG: 0.443 (8, 1)										1	0	0	0	0	1	1											
Casey Cox, R (9, PH)										0	0	0	0	0	0	0											
Willie Kirkland, L OBP: 0.275, SLG: 0.350 (9, PH)										1	0	0	0	0	1	1											
Inning Stats	R: 0 E: 0 K: 1 S: 5	H: 0 LOB: 0 BB: 0 P: 5	R: 0 E: 0 K: 2 S: 8	H: 1 LOB: 1 BB: 0 P: 8	R: 0 E: 0 K: 0 S: 3	H: 1 LOB: 0 BB: 0 P: 3	R: 2 E: 1 K: 2 S: 10	H: 2 LOB: 3 BB: 2 P: 18	R: 0 E: 0 K: 0 S: 4	H: 2 LOB: 1 BB: 0 P: 4	R: 0 E: 0 K: 0 S: 3	H: 1 LOB: 0 BB: 0 P: 3	R: 0 E: 0 K: 2 S: 8	H: 0 LOB: 1 BB: 0 P: 8	R: 0 E: 0 K: 0 S: 2	H: 0 LOB: 0 BB: 1 P: 6	R: 0 E: 0 K: 0 S: 4	H: 1 LOB: 1 BB: 0 P: 4	1B: 5 2B: 4 3B: 0 HR: 0	SF: 0 SAC: 0 DP: 4 HBP: 0	WP: 0 PB: 0 SB: 0 CS: 0	PA: 36					
PITCHER	IP	WLS	BF	H	R	ER	SO	BB	IBB	HBP	BLK	WP	HR	S	P	ERA	WHIP										
Jim Nash, R ERA: 2.15 (1, 1)	5.0		22	6	2	0	5	1	1	0	0	0	0	30	38	0.00	1.400										
Wes Stock, R ERA: 4.15 (6, 1)	4.0	S	14	2	0	0	2	1	0	0	0	0	0	17	21	0.00	0.750										

Batter	1	2	3	4	5	6	7	8	9	AB	R	H	RBI	BB	SO	LOB	TOP			
Ossie Chavarria, R OBP: 0.282, SLG: 0.272 (1, 6)	0-0 4-3		0-0 6-3						0-0 5-3	4	0	0	0	0	0	0				
Roger Repoz, L OBP: 0.343, SLG: 0.387 (1, 3)	0-3 K			0-0 1-3					0-3 K	4	0	0	0	0	2	0				
Mike Hershberger, R OBP: 0.320, SLG: 0.354 (1, 9)	0-0 4-3			0-0 F5					0-0 E6 G5-4-3	3	0	0	0	0	0	0				
Danny Cater, R OBP: 0.284, SLG: 0.362 (1, 7)		0-0 6-3		0-0 HR					0-0 F9	3	1	1	1	0	0	1				
Ed Charles, R OBP: 0.307, SLG: 0.422 (1, 5)		0-0 1-3		0-0 F3					0-0 G5-4-3	3	0	0	0	0	0	1				
Dick Green, R OBP: 0.294, SLG: 0.352 (1, 4)		0-0 2B			0-0 1B				0-0 F7	3	0	2	0	0	0	0				
Joe Nossek, R OBP: 0.283, SLG: 0.353 (1, 8)		0-0 F7			0-0 G4-3				0-0 1-3	3	0	0	0	0	0	2				
Phil Roof, R OBP: 0.289, SLG: 0.365 (1, 2)			0-0 F9						0-0 F8	3	0	0	0	0	0	0				
Bill Stafford, R OBP: 0.364, SLG: 0.222 (4, 1)				0-0 F8					0-0 F8	1	0	0	0	0	0	0				
Ken Sanders, R OBP: 0.318, SLG: 0.341 (6, PH)										0	0	0	0	0	0	0				
Jim Gosger, L OBP: 0.133, SLG: 0.200 (6, 1)										1	0	0	0	0	0	0				
Paul Lindblad, L OBP: 0.291, SLG: 0.300 (9, PH)										1	0	0	0	0	0	0				
Inning Stats	R: 0 E: 0 K: 1 S: 5	H: 0 LOB: 0 BB: 0 P: 5	R: 0 E: 0 K: 0 S: 4	H: 1 LOB: 1 BB: 0 P: 4	R: 0 E: 0 K: 0 S: 3	H: 0 LOB: 0 BB: 0 P: 3	R: 1 E: 0 K: 0 S: 4	H: 1 LOB: 0 BB: 0 P: 4	R: 0 E: 0 K: 0 S: 3	H: 0 LOB: 0 BB: 0 P: 3	R: 0 E: 1 K: 0 S: 3	H: 0 LOB: 0 BB: 0 P: 3	R: 0 E: 0 K: 0 S: 3	H: 0 LOB: 0 BB: 0 P: 3	R: 0 E: 0 K: 1 S: 5	H: 0 LOB: 0 BB: 0 P: 5	1B: 1 2B: 1 3B: 0 HR: 1	SF: 0 SAC: 0 DP: 2 HBP: 0	WP: 0 PB: 0 SB: 0 CS: 0	PA: 29
PITCHER Barry Moore, L ERA: 1.0 (1, 1)	IP: 9.0 WLS: W BF: 29 H: 3 R: 1 ER: 1 SO: 2 BB: 0 IBB: 0 HBP: 0 BLK: 0 WP: 0 HR: 1 S: 33 P: 33 ERA: 1.00 WHIP: 0.333																			

Kansas City Athletics @ Washington Senators
D.C. Stadium, Washington, DC
Sat Jul 23 1966, 3:33 AM EDT
Att: 2,777 - Unknown

AB	29
R	1
H	3
RBI	1
BB	0
SO	2
LOB	4



Batter	1	2	3	4	5	6	7	8	9	AB	R	H	RBI	BB	SO	LOB	BOTTOM			
Bob Saverine, S OBP: 0.271, SLG: 0.319 (1, 4)	0-0 F4		0-0 F5	0-0 E3 2B		0-0 2B				4	1	1	1	0	0	2				
Ken McMullen, R OBP: 0.291, SLG: 0.350 (1, 5)	0-0 F8		0-0 F8	0-0 2B					0-0 G5-4-3 1B	4	0	2	3	0	0	0				
Fred Valentine, S OBP: 0.330, SLG: 0.438 (1, 7)	0-0 G3		0-0 6-3	0-0 3-1					0-0 G5-4-3 1-2	4	0	0	0	0	0	2				
Jim King, L OBP: 0.345, SLG: 0.393 (1, 9)		0-3 K		0-0 FC5-4 1B		0-0 F9			0-0 F9	4	0	1	0	0	1	0				
Don Lock, R OBP: 0.360, SLG: 0.461 (1, 8)		0-3 K		0-0 FC5-4 1B		0-0 F7			0-0 F8	4	1	0	0	0	1	1				
Dick Phillips, L OBP: 0.308, SLG: 0.250 (1, 3)		0-0 1B 3B 1B		0-0 E8 1B		0-0 F8			0-0 1B	4	2	2	0	0	0	1				
Paul Casanova, R OBP: 0.256, SLG: 0.379 (1, 2)		0-0 3B 1B		0-0 E FC2 1B		0-0 5-3			0-0 F8	4	1	2	1	0	0	1				
Ed Brinkman, R OBP: 0.280, SLG: 0.361 (1, 6)		0-0 3B 1B		0-0 E5 FC2 2B 1B		0-3 K			0-0 F7	4	1	2	3	0	1	1				
Barry Moore, L OBP: 0.333, SLG: 0.333 (1, 1)		0-0 1-3		0-0 FC2 2B		0-0 2B 1B				3	2	1	0	0	0	3				
Inning Stats	R: 0 E: 0 K: 0 S: 3	H: 0 LOB: 0 BB: 0 P: 3	R: 2 E: 0 K: 2 S: 10	H: 3 LOB: 1 BB: 0 P: 10	R: 0 E: 0 K: 0 S: 3	H: 0 LOB: 0 BB: 0 P: 3	R: 5 E: 4 K: 0 S: 9	H: 4 LOB: 1 BB: 0 P: 9	R: 0 E: 0 K: 0 S: 3	H: 0 LOB: 0 BB: 0 P: 3	R: 1 E: 0 K: 1 S: 6	H: 2 LOB: 1 BB: 0 P: 6	R: 0 E: 0 K: 0 S: 3	H: 1 LOB: 0 BB: 0 P: 3	R: 0 E: 0 K: 0 S: 4	H: 1 LOB: 1 BB: 0 P: 4	1B: 8 2B: 2 3B: 1 HR: 0	SF: 0 SAC: 0 DP: 1 HBP: 0	WP: 0 PB: 0 SB: 0 CS: 0	PA: 35
PITCHER Bill Stafford, R ERA: 5.02 Ken Sanders, R ERA: 3.91 Paul Lindblad, L ERA: 5.15	IP: 3.2 WLS: L BF: 19 H: 6 R: 7 ER: 3 SO: 2 BB: 0 IBB: 0 HBP: 0 BLK: 0 WP: 0 HR: 0 S: 23 P: 23 ERA: 7.36 WHIP: 1.636																			

Kansas City Athletics @ Washington Senators
D.C. Stadium, Washington, DC
Sat Jul 23 1966, 3:33 AM EDT
Att: 2,777 - Unknown

AB	35
R	8
H	11
RBI	8
BB	0
SO	3
LOB	11




Batter	1	2	3	4	5	6	7	8	9	AB	R	H	RBI	BB	SO	LOB	TOP
Ossie Chavarria, R OBP: 0.271, SLG: 0.260 (1, 6)	F4		K		F8			5-3		4	0	0	0	0	1	2	Kansas City Athletics @ Washington Senators D.C. Stadium, Washington, DC Sun Jul 24 1966, 3:33 AM EDT Unknown
Roger Repoz, L OBP: 0.342, SLG: 0.401 (1, 3)	K		F6		K			HR		4	1	1	1	0	2	2	
Mike Hershberger, R OBP: 0.322, SLG: 0.359 (1, 9)	F8				3B	2B		F9		4	1	2	0	0	0	0	
Danny Cater, R OBP: 0.283, SLG: 0.364 (1, 7)					F9			F3		4	0	1	0	0	1	2	
Ed Charles, R OBP: 0.310, SLG: 0.434 (1, 5)			K					F9		4	0	2	1	0	1	1	
Dick Green, R OBP: 0.293, SLG: 0.351 (1, 4)			5-3		6-3					4	0	1	0	0	0	3	
Joe Nossek, R OBP: 0.276, SLG: 0.344 (1, 8)			1-3		F1					4	0	0	0	0	0	3	
Phil Roof, R OBP: 0.294, SLG: 0.379 (1, 2)								F3		4	0	2	0	0	0	1	
Caffish Hunter, R OBP: 0.193, SLG: 0.218 (7, PH)			K							2	0	0	0	0	2	2	
Jim Gosger, L OBP: 0.317, SLG: 0.340 (7, PH)										1	0	0	0	0	1	0	
Paul Lindblad, L OBP: 0.133, SLG: 0.200 (7, 1)										0	0	0	0	0	0	0	
Ken Sanders, R OBP: 0.364, SLG: 0.222 (8, 1)										0	0	0	0	0	0	0	
Inning Stats	R: 0 E: 0 K: 1 S: 5	H: 0 LOB: 0 BB: 0 P: 5	R: 0 E: 0 K: 1 S: 6	H: 1 LOB: 1 BB: 0 P: 6	R: 0 E: 0 K: 2 S: 8	H: 1 LOB: 1 BB: 0 P: 8	R: 1 E: 0 K: 0 S: 5	H: 2 LOB: 1 BB: 0 P: 5	R: 0 E: 0 K: 1 S: 6	H: 0 LOB: 0 BB: 0 P: 5	R: 1 E: 0 K: 0 S: 4	H: 1 LOB: 0 BB: 0 P: 4	R: 0 E: 0 K: 0 S: 4	H: 1 LOB: 1 BB: 0 P: 4	1B: 3 2B: 4 3B: 1 HR: 1	SF: 0 SAC: 0 DP: 0 HBP: 0	WP: 0 PA: 35 CS: 0
PITCHER Pete Richert, L ERA: 3.14 (1, 1)	IP: 9.0 WLS: W BF: 35 H: 9 R: 2 ER: 2 SO: 8 BB: 0 IBB: 0 HBP: 0 BLK: 0 WP: 0 HR: 1 S: 51 P: 51 ERA: 2.00 WHIP: 1.000											PITCHER	IP: 9.0 WLS: W BF: 35 H: 9 R: 2 ER: 2 SO: 8 BB: 0 IBB: 0 HBP: 0 BLK: 0 WP: 0 HR: 1 S: 51 P: 51 ERA: 2.00 WHIP: 1.000				

Batter	1	2	3	4	5	6	7	8	9	AB	R	H	RBI	BB	SO	LOB	BOTTOM		
Bob Saverine, S OBP: 0.280, SLG: 0.344 (1, 4)	1B		2B	1B	HR		K			4	2	3	1	0	1	0	Kansas City Athletics @ Washington Senators D.C. Stadium, Washington, DC Sun Jul 24 1966, 3:33 AM EDT Unknown		
Ken McMullen, R OBP: 0.293, SLG: 0.361 (1, 5)	1B		K		F8		HR			4	1	2	1	0	1	1			
Jim King, L OBP: 0.395, SLG: 0.397 (1, 9)	F2									3	1	1	0	0	0	2			
Fred Valentine, S OBP: 0.332, SLG: 0.449 (6, 9)			1B	2B			HR			1	1	1	1	0	0	0			
Frank Howard, R OBP: 0.340, SLG: 0.429 (1, 7)	F3		4-0	1B			HR			3	0	0	0	1	1	2			
Willie Kirkland, L OBP: 0.275, SLG: 0.350 (8, 7)				BB			K			0	0	0	0	0	0	0			
Don Lock, R OBP: 0.359, SLG: 0.469 (1, 8)	F7		K				F8			4	1	1	1	0	1	5			
Dick Phillips, L OBP: 0.294, SLG: 0.250 (1, 3)			G3							4	0	1	2	0	0	0			
Paul Casanova, R OBP: 0.252, SLG: 0.372 (1, 2)	F8		K							4	0	0	0	0	2	2			
Ed Brinkman, R OBP: 0.280, SLG: 0.363 (1, 6)										4	0	1	0	0	1	0			
Pete Richert, L OBP: 0.086, SLG: 0.086 (1, 1)	K									3	0	0	0	0	2	1			
Inning Stats	R: 0 E: 0 K: 0 S: 5	H: 2 LOB: 2 BB: 0 P: 5	R: 0 E: 0 K: 1 S: 6	H: 1 LOB: 0 BB: 0 P: 6	R: 2 E: 0 K: 3 S: 12	H: 3 LOB: 2 BB: 1 P: 16	R: 1 E: 0 K: 0 S: 4	H: 1 LOB: 0 BB: 0 P: 4	R: 1 E: 0 K: 0 S: 4	H: 1 LOB: 0 BB: 0 P: 4	R: 0 E: 0 K: 1 S: 5	H: 0 LOB: 0 BB: 0 P: 5	R: 2 E: 0 K: 2 S: 9	H: 2 LOB: 0 BB: 0 P: 9	R: 0 E: 0 K: 2 S: 7	H: 0 LOB: 0 BB: 0 P: 7	1B: 4 2B: 2 3B: 0 HR: 4	SF: 0 SAC: 0 DP: 0 HBP: 0	WP: 0 PA: 35 CS: 0
PITCHER Caffish Hunter, R ERA: 3.77 (1, 1)	IP: 6.0 WLS: L BF: 27 H: 8 R: 4 ER: 4 SO: 5 BB: 1 IBB: 0 HBP: 0 BLK: 0 WP: 1 HR: 2 S: 36 P: 40 ERA: 6.00 WHIP: 1.500											PITCHER	IP: 6.0 WLS: L BF: 27 H: 8 R: 4 ER: 4 SO: 5 BB: 1 IBB: 0 HBP: 0 BLK: 0 WP: 1 HR: 2 S: 36 P: 40 ERA: 6.00 WHIP: 1.500						
Paul Lindblad, L ERA: 5.37 (7, 1)	1.0 5 2 2 2 2 0 0 0 0 0 0 2 9 9 18.00 2.000											PITCHER	1.0 5 2 2 2 2 0 0 0 0 0 0 2 9 9 18.00 2.000						
Ken Sanders, R ERA: 3.86 (8, 1)	1.0 3 0 0 0 2 0 0 0 0 0 0 0 7 7 0.00 0.000											PITCHER	1.0 3 0 0 0 2 0 0 0 0 0 0 0 7 7 0.00 0.000						

Batter	1	2	3	4	5	6	7	8	9	AB	R	H	RBI	BB	SO	LOB	TOP															
Jim Gosger, L (1.8) OBP: 0.315, SLG: 0.335	4-0 HR BB	0-3 K 5-3		0-3 K			0-0 4-3		0-0 4-3	4	1	0	0	1	2	0																
Roger Repoz, L (1.3) OBP: 0.343, SLG: 0.414	0-0 HR	0-0 F6		1-0 HBP			0-0 4-3		0-0 3-1	4	1	1	2	0	0	1																
Mike Hershberger, R (1.9) OBP: 0.320, SLG: 0.357	0-0 F7	0-0 5-3		0-3 K			0-0		0-0 L4	5	0	1	0	0	1	2																
Larry Stahl, L (1.7) OBP: 0.281, SLG: 0.383	0-3 K	0-0 F7				0-0 F7			0-0 F8	4	0	0	0	0	1	2																
Ed Charles, R (1.5) OBP: 0.314, SLG: 0.435	0-0 1B 2B		0-0 F2			0-0 6-3			0-0 1B 1B	4	1	2	0	0	0	0																
Tim Talton, L (1.2) OBP: 0.375, SLG: 0.563	0-0 1-2 2B		0-0 6-3			0-0 4-3			0-3 K	4	1	1	0	0	1	1																
Dick Green, R (1.4) OBP: 0.296, SLG: 0.356	0-0 1-2 2B		0-0			0-0 5-3			0-0 F7	4	0	2	2	0	0	1																
Ossie Chavarria, R (1.6) OBP: 0.279, SLG: 0.263	4-0 IBB		0-3 K			0-3 K			0-0 1-2 1B	3	0	1	0	1	2	1																
Jim Dickson, L (1.1) OBP: 0.250, SLG: 0.250	0-0 L1-3			0-3 K		0-3 K			0-0 F8	2	0	0	0	0	1	2																
Ken Sanders, R (6.1) OBP: 0.364, SLG: 0.222										1	0	0	0	0	1	0																
Danny Cater, R (8. PH) OBP: 0.282, SLG: 0.363										0	0	0	0	0	0	0																
Jack Aker, R (8.1) OBP: 0.100, SLG: 0.200										1	0	0	0	0	0	2																
										0	0	0	0	0	0	0																
Inning Stats	R: 4 E: 0 K: 1 S: 9	H: 4 LOB: 2 BB: 2 P: 17	R: 0 E: 0 K: 1 S: 6	H: 0 LOB: 1 BB: 0 P: 6	R: 0 E: 0 K: 1 S: 6	H: 1 LOB: 1 BB: 0 P: 6	R: 0 E: 0 K: 3 S: 9	H: 0 LOB: 0 BB: 0 P: 10	R: 0 E: 0 K: 0 S: 3	H: 0 LOB: 0 BB: 0 P: 3	R: 0 E: 0 K: 0 S: 4	H: 1 LOB: 1 BB: 0 P: 4	R: 0 E: 0 K: 1 S: 7	H: 2 LOB: 2 BB: 0 P: 7	R: 0 E: 0 K: 0 S: 3	H: 0 LOB: 0 BB: 0 P: 3	1B: 6 2B: 1 3B: 0 HR: 1	SF: 0 SAC: 0 DP: 0 HBP: 1	WP: 0 PB: 1 SB: 0 CS: 0	PA: 39												
PITCHER	IP WLS BF H R ER SO BB IBB HBP BLK WP HR S P ERA WHIP																															
Phil Ortega, R (1.1) ERA: 4.03	0.2	7	4	4	4	1	1	0	0	0	0	1	8	12	54.00	7.500																
Dick Lines, L (1.1) ERA: 2.35	2.1	10	1	0	0	2	0	1	0	0	0	0	13	17	0.00	0.429																
Bob Humphreys, R (4.1) ERA: 3.68	1.0	4	0	0	0	3	0	0	1	0	0	0	9	10	0.00	0.000																
Casey Cox, R (5.1) ERA: 3.02	5.0	W 18	3	0	0	3	0	0	0	0	0	0	24	24	0.00	0.600																

Kansas City Athletics @ Washington Senators
D.C. Stadium, Washington, DC
Sun Jul 24 1966, 3:38 AM EDT
Att: 10,306 - Unknown


AB 36
R 4
H 8
RBI 4
BB 2
SO 9
LOB 12



Batter	1	2	3	4	5	6	7	8	9	AB	R	H	RBI	BB	SO	LOB	BOTTOM															
Bob Saverine, S (1.4) OBP: 0.288, SLG: 0.343	4-0 BB		0-3 K	4-0 BB		0-0 2B WP 1B		0-0 3-1		3	1	1	1	2	1	1																
Ken McMullen, R (1.5) OBP: 0.294, SLG: 0.365	0-0 F8		0-0 1-2 1B	0-3 K		0-0 WP 1-3 2B		0-0 6-3		5	0	2	0	0	1	2																
Fred Valentine, S (1.9) OBP: 0.333, SLG: 0.444	0-3 K		0-3 K		4-0 CS S BB	1-0 WP HBP		0-3 K		3	0	0	0	1	3	3																
Frank Howard, R (1.7) OBP: 0.345, SLG: 0.430	0-0 5-3			0-0 1B FC3-6	4-0 1-2 BB	4-0 1-2 3B 3H BB				2	1	1	0	2	0	1																
Willie Kirkland, L (6. PR) OBP: 0.275, SLG: 0.350										0	0	0	0	0	0	0																
Don Lock, R (1.8) OBP: 0.357, SLG: 0.466		0-0 6-3		0-0 FC3-6 1B	0-3 K	0-0 F5				4	0	1	0	0	1	5																
Dick Phillips, L (1.3) OBP: 0.238, SLG: 0.200		0-0 F8		0-0 FC3-6 1B	0-0 F7	0-0 3-1				4	1	0	1	0	0	5																
John Orsino, R (1.2) OBP: 0.174, SLG: 0.217		0-3 K		0-0 1-2 HR 1B						1	0	0	0	0	1	0																
Paul Casanova, R (3.2) OBP: 0.257, SLG: 0.389				1-2 HR 1B						3	2	2	1	0	1	0																
Ed Brinkman, R (1.6) OBP: 0.282, SLG: 0.364				0-0 1B 1B	0-0 F9	0-0 E1 1B 1B				4	1	2	0	0	1	2																
Phil Ortega, R (1.1) OBP: 0.154, SLG: 0.059				0-0 F8						0	0	0	0	0	0	0																
Dick Lines, R (1.1) OBP: 0.296, SLG: 0.276				1-2 HR						0	0	0	0	0	0	1																
Don Basingame, L (3. PR) OBP: 0.326, SLG: 0.356										0	0	0	0	0	0	0																
Bob Humphreys, R (4.1) OBP: 0.350, SLG: 0.336										0	0	0	0	0	0	0																
Ken Harrelson, R (4. PR) OBP: 0.350, SLG: 0.336										1	1	1	3	0	0	0																
Casey Cox, R (5.1) ERA: 1.99				1-2 HR						2	0	0	0	0	2	1																
Inning Stats	R: 0 E: 0 K: 1 S: 5	H: 0 LOB: 1 BB: 1 P: 9	R: 0 E: 0 K: 1 S: 5	H: 0 LOB: 0 BB: 0 P: 5	R: 0 E: 0 K: 2 S: 9	H: 2 LOB: 2 BB: 0 P: 9	R: 4 E: 0 K: 1 S: 9	H: 4 LOB: 1 BB: 1 P: 13	R: 0 E: 0 K: 1 S: 4	H: 0 LOB: 1 BB: 2 P: 12	R: 3 E: 1 K: 1 S: 9	H: 4 LOB: 3 BB: 1 P: 14	R: 0 E: 0 K: 3 S: 9	H: 0 LOB: 0 BB: 0 P: 9	R: 0 E: 0 K: 1 S: 5	H: 0 LOB: 0 BB: 0 P: 5	1B: 7 2B: 1 3B: 0 HR: 2	SF: 0 SAC: 0 DP: 0 HBP: 1	WP: 1 PB: 0 SB: 1 CS: 1	PA: 39												
PITCHER	IP WLS BF H R ER SO BB IBB HBP BLK WP HR S P ERA WHIP																															
Jim Dickson, R (1.1) ERA: 5.35	3.2	19	6	4	4	4	2	0	0	0	0	1	25	33	9.82	2.182																
Jim Duckworth, R (4.1) ERA: 6.84	1.2	L 12	4	3	3	3	3	0	1	0	1	1	14	27	16.20	4.200																
Ken Sanders, R (6.1) ERA: 3.77	1.2	5	0	0	0	3	0	0	0	0	0	0	11	11	0.00	0.000																
Jack Aker, R (8.1) ERA: 1.99	1.0	3	0	0	0	1	0	0	0	0	0	0	5	5	0.00	0.000																

Kansas City Athletics @ Washington Senators
D.C. Stadium, Washington, DC
Sun Jul 24 1966, 3:38 AM EDT
Att: 10,306 - Unknown

AB 33
R 7
H 10
RBI 6
BB 5
SO 11
LOB 21



Batter	1	2	3	4	5	6	7	8	9	AB	R	H	RBI	BB	SO	LOB	TOP								
Larry Brown, R OBP: 0.331, SLG: 0.336 (1, 6)	F8	F7			5-3		FC6-4 1B		K	5	0	1	0	0	1	2									
Leon Wagner, L OBP: 0.326, SLG: 0.444 Jim Landis, R OBP: 0.342, SLG: 0.369 (1, 7) (7, 8)	F6		4-3		F7		F8			4	0	0	0	0	0	1									
Chuck Hinton, R OBP: 0.321, SLG: 0.408 (1, 8) (7, 7)	6-3		K		1-3		FC6-4 1-2			4	0	0	0	0	1	1									
Rocky Colavito, R OBP: 0.338, SLG: 0.453 (1, 9)		F9				CS BB		K		2	0	0	0	2	1	0									
Max Alvis, R OBP: 0.320, SLG: 0.362 (1, 5)		E 3B	F5			F5 1-2		F5		4	1	1	0	0	0	2									
Chico Salmon, R OBP: 0.316, SLG: 0.382 Pedro Gonzalez, R OBP: 0.270, SLG: 0.295 (1, 4) (2, PR) (2, 4)		E2 1B 2B			6-3		F8		F8	1	0	0	0	0	0	0									
Fred Whitfield, L OBP: 0.280, SLG: 0.445 (1, 3)		3-H 2B 1-3 SF7 1B			F4		HR		HR	4	3	3	2	0	0	0									
Joe Azcue, R OBP: 0.330, SLG: 0.425 (1, 2)		SF7 1-3 3-H 2B					HR		G3	4	1	3	2	0	0	0									
Sonny Siebert, R OBP: 0.179, SLG: 0.204 (1, 1)		SF7 2-3 3-H			F5		1-3		F9	3	0	0	1	0	0	1									
Inning Stats	R: 0 E: 0 K: 0 S: 3	H: 0 LOB: 0 BB: 0 P: 3	R: 3 E: 1 K: 0 S: 7	H: 3 LOB: 2 BB: 0 P: 7	R: 0 E: 0 K: 1 S: 5	H: 0 LOB: 1 BB: 1 P: 9	R: 0 E: 0 K: 0 S: 4	H: 1 LOB: 1 BB: 0 P: 4	R: 0 E: 0 K: 0 S: 3	H: 0 LOB: 0 BB: 0 P: 3	R: 0 E: 0 K: 0 S: 2	H: 0 LOB: 0 BB: 1 P: 6	R: 2 E: 0 K: 0 S: 6	H: 3 LOB: 1 BB: 0 P: 6	R: 0 E: 0 K: 1 S: 5	H: 0 LOB: 0 BB: 0 P: 5	R: 1 E: 0 K: 1 S: 6	H: 1 LOB: 0 BB: 0 P: 6	1B: 3 2B: 1 3B: 1 HR: 3	SF: 1 SAC: 0 DP: 0 HBP: 0	WP: 0 PB: 0 SB: 0 CS: 1	PA: 37			
PITCHER	IP	WLS	BF	H	R	ER	SO	BB	IBB	HBP	BLK	WP	HR	S	P	ERA	WHIP								
Mike McCormick, L ERA: 3.43 Ron Kline, R ERA: 3.0 (1, 1) (8, 1)	7.0	L	30	7	5	3	1	2	0	0	0	0	2	30	38	3.86	1.286								

Cleveland Indians @ Washington Senators
D.C. Stadium, Washington, DC
Mon Jul 25 1966, 7:05 PM EDT
Att: 3,734 - Unknown

AB 34
R 6
H 8
RBI 5
BB 2
SO 3
LOB 7



Batter	1	2	3	4	5	6	7	8	9	AB	R	H	RBI	BB	SO	LOB	BOTTOM								
Bob Saverine, S OBP: 0.295, SLG: 0.365 (1, 4)	5-3 1B		FC6-4 1B		HR		F4		F8	5	2	3	2	0	0	0									
Ken McMullen, R OBP: 0.296, SLG: 0.363 (1, 5)	5-3 1-2		K		1B BB		1B		F7	4	0	1	0	1	1	2									
Fred Valentine, S OBP: 0.335, SLG: 0.445 (1, 9)	BB 2-H 1B		FC6-4 FC4 1-2		F8		FC6-4 1-2 1B			4	0	2	1	0	0	2									
Frank Howard, R OBP: 0.346, SLG: 0.429 Ron Kline, R OBP: 0.400, SLG: 0.250 (1, 7) (8, 1)	E 1-3 BB		FC4 1-2				K			3	0	1	0	1	1	3									
Don Lock, R OBP: 0.353, SLG: 0.459 (1, 8)	E3 1-3				K		F7		FC6-4 1-2	4	0	0	0	0	1	5									
Dick Phillips, L OBP: 0.200, SLG: 0.167 (1, 3)	K				G3		F8		6-3	4	0	0	0	0	1	2									
Paul Casanova, R OBP: 0.253, SLG: 0.382 (1, 2)		K			G3		5-3		K	4	0	0	0	0	2	0									
Ed Brinkman, R OBP: 0.282, SLG: 0.363 (1, 6)		K					F9		K	4	0	1	0	0	2	0									
Mike McCormick, L OBP: 0.277, SLG: 0.364 Willie Kirkland, L OBP: 0.273, SLG: 0.347 (1, 1) (8, 7)		F8			HR 1B		F9		4-3	3	1	1	0	0	0	1									
Inning Stats	R: 1 E: 1 K: 1 S: 7	H: 2 LOB: 2 BB: 1 P: 11	R: 0 E: 0 K: 2 S: 7	H: 0 LOB: 0 BB: 0 P: 7	R: 0 E: 0 K: 1 S: 6	H: 1 LOB: 0 BB: 0 P: 6	R: 0 E: 0 K: 1 S: 5	H: 0 LOB: 0 BB: 0 P: 5	R: 2 E: 0 K: 0 S: 6	H: 3 LOB: 2 BB: 1 P: 10	R: 0 E: 0 K: 0 S: 4	H: 1 LOB: 1 BB: 0 P: 4	R: 0 E: 0 K: 1 S: 7	H: 2 LOB: 2 BB: 0 P: 7	R: 0 E: 0 K: 2 S: 7	H: 0 LOB: 0 BB: 0 P: 7	R: 0 E: 0 K: 0 S: 3	H: 0 LOB: 0 BB: 0 P: 3	1B: 8 2B: 0 3B: 0 HR: 1	SF: 0 SAC: 0 DP: 0 HBP: 0	WP: 0 PB: 0 SB: 1 CS: 0	PA: 38			
PITCHER	IP	WLS	BF	H	R	ER	SO	BB	IBB	HBP	BLK	WP	HR	S	P	ERA	WHIP								
Sonny Siebert, R ERA: 2.86 (1, 1)	9.0	W	38	9	3	3	8	2	0	0	0	0	1	52	60	3.00	1.222								

Cleveland Indians @ Washington Senators
D.C. Stadium, Washington, DC
Mon Jul 25 1966, 7:05 PM EDT
Att: 3,734 - Unknown

AB 36
R 3
H 9
RBI 3
BB 2
SO 8
LOB 15



Batter	1	2	3	4	5	6	7	8	9	AB	R	H	RBI	BB	SO	LOB	TOP					
Ed Kirkpatrick, L (1,9) OBP: 0.318, SLG: 0.343	4-0 FC4-6 BB		4-0 FC4-6 BB		0-0 1-3		0-0 BB 1B			2	0	1	0	2	0	0						
Willie Smith, L (1,7) OBP: 0.244, SLG: 0.253	0-0 FC4-6 1-2 8-3		0-0 FC4-6 1-2			0-0 4-3	0-0 BB BB	4-0 BB 2-3		3	0	0	0	1	0	2						
Jim Fregosi, R (1,6) OBP: 0.305, SLG: 0.371	0-0 8-3 1-2			0-0 F6		0-3 K	0-3 K			4	0	0	0	0	2	4						
Rick Reichardt, R (1,8) OBP: 0.365, SLG: 0.482		0-0 CS 1B		0-0 2B 1B		0-0 HR		0-0 6-3		4	2	3	1	0	0	0						
Joe Adcock, R (1,3) OBP: 0.358, SLG: 0.573		0-3 K		0-0 F5		4-0 BB		0-0 F8		3	0	0	0	1	1	2						
Buck Rodgers, S (1,2) OBP: 0.285, SLG: 0.330		0-0 2B		0-0 2B		0-0 F7		0-0 F5		4	0	2	1	0	0	1						
Tom Satriono, L (1,5) OBP: 0.335, SLG: 0.301		0-0 F8		0-0 6-3			0-0 4-3		0-3 K	4	0	0	0	0	1	2						
Bobby Knoop, R (1,4) OBP: 0.269, SLG: 0.393			0-0 5-3		0-0 F9		0-0 4-3		0-3 K	4	0	0	0	0	1	0						
Fred Newman, R (1,1) Marcelino Lopez, L (3,1) Frank Marzone, R (5,PH) Bob Lee, R (5,1) Norm Siebman, L (7,PH) Clyde Wright, R (7,PH) Lew Burdette, R (7,1) Jose Cardenal, R (9,PH)			0-0 5-3		0-0 F8		4-0 BB 1B BB		0-0 F3	1	0	0	0	0	0	0						
Inning Stats	R: 0 E: 0 K: 0 S: 2	H: 0 LOB: 0 BB: 1 P: 6	R: 0 E: 0 K: 1 S: 6	H: 2 LOB: 1 BB: 0 P: 6	R: 0 E: 0 K: 0 S: 3	H: 0 LOB: 1 BB: 1 P: 7	R: 1 E: 0 K: 0 S: 5	H: 2 LOB: 1 BB: 0 P: 5	R: 0 E: 0 K: 1 S: 6	H: 0 LOB: 0 BB: 0 P: 3	R: 1 E: 0 K: 1 S: 6	H: 1 LOB: 1 BB: 1 P: 10	R: 0 E: 0 K: 1 S: 6	H: 1 LOB: 3 BB: 2 P: 14	R: 0 E: 0 K: 0 S: 3	H: 0 LOB: 0 BB: 0 P: 3	R: 0 E: 0 K: 2 S: 7	H: 0 LOB: 0 BB: 0 P: 7	1B: 3 2B: 4 3B: 0 HR: 1	SF: 0 SAC: 0 DP: 2 HBP: 0	WP: 0 PB: 0 SB: 0 CS: 1	PA: 36
PITCHER	IP WLS BF H R ER SO BB IBB HBP BLK WP HR S P ERA WHIP																					
Jim Hannan, R (1,1) ERA: 4.14	6.2 W 29 6 2 2 2 5 0 0 0 0 1 28 48 2.70 1.650																					
Bob Humphreys, R (7,1) ERA: 3.56	2.1 S 7 0 0 0 3 0 0 0 0 0 0 13 13 0.00 0.000																					

California Angels @ Washington Senators
D.C. Stadium, Washington, DC
Tue Jul 26 1966, 7:05 PM EDT
Att: 4,402 - Unknown

AB	31
R	2
H	6
RBI	2
BB	5
SO	5
LOB	11



Batter	1	2	3	4	5	6	7	8	9	AB	R	H	RBI	BB	SO	LOB	BOTTOM			
Ed Brinkman, R (1,6) OBP: 0.283, SLG: 0.362	0-0 1-3		0-0 F9	0-0 FC5-4 1-2		0-0 1B 3B 1B		4-0 SH1-3 BB		4	1	1	0	1	0	1				
Bob Saverine, S (1,4) (8,7) OBP: 0.303, SLG: 0.372	0-0 F6		0-0 WP PB 1B		0-0 BB 6-3 1B	0-0 1-2 3B 1B		0-0 SH1-3 1-2		4	2	3	0	0	0	0				
Ken McMullen, R (1,5) OBP: 0.297, SLG: 0.368	0-0 G3		4-0 1-2 1B BB		0-0 6-3 1-2	0-0 1-H 2-H 3B		0-0 F6		4	1	1	2	1	0	2				
Fred Valentine, S (1,9) OBP: 0.339, SLG: 0.447		0-0 1-3 2B	4-0 1-2 2-3 1B BB		4-0 BB BB	0-0 G3		0-0 4-3		3	2	1	0	2	0	2				
Willie Kirkland, L (1,7) Frank Howard, R (3,PH) Don Blasingame, L (8,4) Don Lock, R (1,8) OBP: 0.279, SLG: 0.347 OBP: 0.346, SLG: 0.428 OBP: 0.280, SLG: 0.275 OBP: 0.355, SLG: 0.458		4-0 5-3 BB	0-0 1-2 2-H 3-H 1B		0-3 K		0-0 1-3			0	0	0	0	1	0	0				
Ken Harrelson, R (1,3) OBP: 0.306, SLG: 0.340		0-0 5-3 2-3 3-H	0-0 PO	0-0 FC1-6 1B	0-0 FC6-4 BB		0-0 1B			4	0	2	1	0	0	4				
Paul Casanova, R (1,2) OBP: 0.253, SLG: 0.380		0-0 5-3		0-3 K		0-0 F7		0-0 1-2 1B		4	0	1	0	0	1	2				
Jim Hannan, R (1,1) Bob Humphreys, R (7,1) OBP: 0.100, SLG: 0.053 OBP: 0.800, SLG: 0.333			0-3 K	0-0 FC1-6 FC5-4 1-2		0-0 6-3		0-0 F5		3	0	0	0	0	1	1				
Inning Stats	R: 0 E: 0 K: 0 S: 3	H: 0 LOB: 0 BB: 0 P: 3	R: 1 E: 0 K: 0 S: 4	H: 1 LOB: 1 BB: 1 P: 8	R: 3 E: 0 K: 1 S: 7	H: 3 LOB: 1 BB: 2 P: 15	R: 0 E: 0 K: 1 S: 6	H: 1 LOB: 1 BB: 0 P: 6	R: 0 E: 0 K: 0 S: 6	H: 1 LOB: 3 BB: 0 P: 14	R: 2 E: 0 K: 0 S: 6	H: 3 LOB: 1 BB: 0 P: 6	R: 0 E: 0 K: 0 S: 5	H: 2 LOB: 2 BB: 0 P: 5	R: 0 E: 0 K: 0 S: 3	H: 0 LOB: 1 BB: 1 P: 7	1B: 9 2B: 1 3B: 1 HR: 0	SF: 0 SAC: 1 DP: 0 HBP: 0	WP: 1 PB: 1 SB: 0 CS: 0	PA: 41
PITCHER	IP WLS BF H R ER SO BB IBB HBP BLK WP HR S P ERA WHIP																			
Fred Newman, R (1,1) ERA: 6.59	2.2 L 13 2 4 4 1 3 0 0 0 0 0 8 8 0.00 2.250																			
Marcelino Lopez, L (3,1) ERA: 3.54	1.1 6 3 0 0 1 0 0 0 0 0 0 8 8 0.00 2.250																			
Bob Lee, R (5,1) ERA: 2.88	2.0 12 4 2 2 1 2 0 0 0 0 0 12 20 9.00 3.000																			
Lew Burdette, R (7,1) ERA: 2.96	2.0 9 2 0 0 0 1 0 0 0 0 0 8 12 0.00 1.500																			

California Angels @ Washington Senators
D.C. Stadium, Washington, DC
Tue Jul 26 1966, 7:05 PM EDT
Att: 4,402 - Unknown

AB	33
R	6
H	11
RBI	6
BB	6
SO	3
LOB	18




Batter	1	2	3	4	5	6	7	8	9	AB	R	H	RBI	BB	SO	LOB	TOP			
Paul Schaaf, R (1.5) OBP: 0.358, SLG: 0.326 Tom Satriano, L (9, PH) OBP: 0.340, SLG: 0.307	1-3		1B						FC4-6 1B	3	1	1	0	1	0	0	California Angels @ Washington Senators D.C. Stadium, Washington, DC Wed Jul 27 1966, 7:05 PM EDT Att: 4,725 - Unknown			
Jim Fregosi, R (1.6) OBP: 0.304, SLG: 0.368	F7		1B				6-3		FC4-6 1B	5	0	1	0	0	0	2				
Rick Reichardt, R (1.7) OBP: 0.366, SLG: 0.481	F9		1B						FC	5	1	2	1	0	0	2				
Joe Adcock, R (1.3) OBP: 0.365, SLG: 0.589		HR	1B						G6-4-3 2B	3	1	1	1	2	1	3				
Jose Cardenal, R (1.8) OBP: 0.334, SLG: 0.423	5-3		F3							4	0	2	0	0	0	3				
Bobby Knoop, R (1.4) OBP: 0.289, SLG: 0.389	1-3								G6-4-3 2B	3	1	0	0	1	0	4				
Jim Piersall, R (1.9) OBP: 0.232, SLG: 0.235 Norm Siebern, L (8, PH) OBP: 0.392, SLG: 0.393 Jackie Hernandez, R (8, PH) OBP: 0.105, SLG: 0.059	6-3								F6	3	0	0	0	0	0	2				
Buck Rodgers, S (1.2) OBP: 0.268, SLG: 0.347			4-3						HR	4	1	2	2	0	0	0				
Clyde Wright, R (1.1) Howie Reed, R (3.1) Jackie Warner, R (5, PH) Jack Sanford, R (5.1) Ed Kirkpatrick, L (7, PH) Minnie Rojas, R (7.1) Frank Malzone, R (8, PH) Bob Lee, R (8.1)	F9								F8	1	0	0	0	0	0	0				
Inning Stats	R: 0 E: 0 K: 0 S: 3	H: 0 LOB: 0 BB: 0 P: 3	R: 1 E: 0 K: 0 S: 4	H: 1 LOB: 0 BB: 4 P: 4	R: 1 E: 1 K: 0 S: 6	H: 3 LOB: 3 BB: 1 P: 10	R: 0 E: 0 K: 0 S: 2	H: 0 LOB: 0 BB: 1 P: 6	R: 0 E: 0 K: 1 S: 5	H: 0 LOB: 1 BB: 1 P: 9	R: 1 E: 0 K: 0 S: 4	H: 1 LOB: 0 BB: 0 P: 4	R: 2 E: 0 K: 1 S: 9	H: 4 LOB: 3 BB: 0 P: 9	R: 0 E: 1 K: 0 S: 4	H: 1 LOB: 1 BB: 0 P: 4		1B: 8 2B: 1 3B: 0 HR: 2	SF: 0 SAC: 0 DP: 3 HBP: 0	WP: 0 PB: 1 SB: 1 CS: 0
PITCHER	IP WLS BF H R ER SO BB IBB HBP BLK WP HR S P ERA WHIP																			
Barry Moore, L (1.1) ERA: 1.8	6.0 W 25 5 2 2 1 4 0 0 0 0 0 1 23 39 3.00 1.500																			
Casey Cox, R (7.1) ERA: 3.23	1.2 9 4 3 3 1 0 0 0 0 0 0 1 11 11 16.20 2.400																			
Dick Lines, L (8.1) ERA: 2.35	0.0 1 1 0 0 0 0 0 0 0 0 0 0 1 1 1 ∞ ∞																			
Ron Kline, R (8.1) ERA: 2.93	1.1 S 5 1 0 0 0 0 0 0 0 0 0 0 5 5 0.00 0.750																			

Batter	1	2	3	4	5	6	7	8	9	AB	R	H	RBI	BB	SO	LOB	BOTTOM			
Ed Brinkman, R (1.6) OBP: 0.290, SLG: 0.376	1B		1B							5	2	4	0	0	0	0	California Angels @ Washington Senators D.C. Stadium, Washington, DC Wed Jul 27 1966, 7:05 PM EDT Att: 4,725 - Unknown			
Bob Saverine, S (1.4) OBP: 0.301, SLG: 0.368	2B		1B							5	2	1	1	0	1	3				
Ken McMullen, R (1.5) OBP: 0.301, SLG: 0.374	1B		1B							5	2	3	1	0	0	2				
Fred Valentine, S (1.9) OBP: 0.341, SLG: 0.460	6-3		HR							4	1	2	5	0	0	1				
Frank Howard, R (1.7) OBP: 0.348, SLG: 0.427 Casey Cox, R (7.1) Dick Lines, R (8.1) Ron Kline, R (8.1)	L9		1B							3	0	1	0	1	0	1				
Don Lock, R (1.8) OBP: 0.356, SLG: 0.457			1B							3	0	1	0	1	1	1				
Ken Harrelson, R (1.3) OBP: 0.302, SLG: 0.335	FC6-4		1B							4	0	0	0	0	1	4				
Paul Casanova, R (1.2) OBP: 0.253, SLG: 0.378	F4		K							4	0	1	0	0	1	3				
Barry Moore, L (1.1) OBP: 0.167, SLG: 0.167 Willie Kirkland, L (7.7) OBP: 0.277, SLG: 0.343	F6		1-3							3	0	0	0	0	0	5				
Inning Stats	R: 2 E: 0 K: 0 S: 5	H: 3 LOB: 0 BB: 0 P: 5	R: 0 E: 0 K: 0 S: 3	H: 0 LOB: 1 BB: 1 P: 7	R: 4 E: 0 K: 1 S: 11	H: 5 LOB: 2 BB: 0 P: 11	R: 0 E: 0 K: 1 S: 6	H: 1 LOB: 1 BB: 0 P: 6	R: 0 E: 0 K: 2 S: 8	H: 1 LOB: 2 BB: 1 P: 12	R: 1 E: 0 K: 0 S: 5	H: 2 LOB: 1 BB: 0 P: 5	R: 0 E: 0 K: 0 S: 3	H: 0 LOB: 0 BB: 0 P: 3	R: 0 E: 0 K: 1 S: 6	H: 1 LOB: 1 BB: 0 P: 6		1B: 8 2B: 3 3B: 1 HR: 1	SF: 0 SAC: 0 DP: 0 HBP: 0	WP: 0 PB: 0 SB: 1 CS: 0
PITCHER	IP WLS BF H R ER SO BB IBB HBP BLK WP HR S P ERA WHIP																			
Clyde Wright, L (1.1) ERA: 3.83	2.0 L 14 7 6 6 0 2 0 0 0 0 0 0 13 17 27.00 4.000																			
Howie Reed, R (3.1) ERA: 2.57	2.0 8 2 0 0 2 0 0 0 0 0 0 0 12 12 0.00 1.000																			
Jack Sanford, R (5.1) ERA: 3.62	2.0 10 3 1 1 2 1 0 0 0 0 0 0 13 17 4.50 2.000																			
Minnie Rojas, R (7.1) ERA: 1.88	1.0 3 0 0 0 0 0 0 0 0 0 0 0 3 3 0.00 0.000																			
Bob Lee, R (8.1) ERA: 2.84	1.0 4 1 0 0 1 0 0 0 0 0 0 0 6 6 0.00 1.000																			


Batter	1	2	3	4	5	6	7	8	9	AB	R	H	RBI	BB	SO	LOB	TOP			
Rico Petrocelli, R OBP: 0.286, SLG: 0.404										3	0	1	1	0	1	0	Boston Red Sox @ Washington Senators D.C. Stadium, Washington, DC Fri Jul 29 1966, 7:05 PM EDT Unknown			
Joe Foy, R OBP: 0.345, SLG: 0.436										4	1	1	0	0	0	1				
Don Demeter, R OBP: 0.282, SLG: 0.447										4	0	0	0	0	1	2				
Tony Conigliaro, R OBP: 0.332, SLG: 0.511										4	1	1	1	0	1	2				
George Scott, R OBP: 0.334, SLG: 0.475										4	1	2	1	0	2	0				
George Thomas, R OBP: 0.315, SLG: 0.336										4	0	1	1	0	1	0				
Mike Ryan, R OBP: 0.259, SLG: 0.281 Carl Yastrzemski, L OBP: 0.352, SLG: 0.416										3	0	0	0	0	0	2				
George Smith, R OBP: 0.279, SLG: 0.344										4	0	0	0	0	0	1				
Darrell Brandon, R OBP: 0.238, SLG: 0.350 Dan Osinski, R OBP: 0.667, SLG: 0.667 Jim Lonborg, R OBP: 0.121, SLG: 0.188										1	0	0	0	0	1	0				
Inning Stats	R: 0 E: 0 K: 0 S: 4	H: 1 LOB: 1 BB: 0 P: 4	R: 0 E: 0 K: 2 S: 7	H: 0 LOB: 0 BB: 0 P: 7	R: 0 E: 0 K: 2 S: 7	H: 0 LOB: 0 BB: 0 P: 7	R: 0 E: 0 K: 0 S: 3	H: 0 LOB: 0 BB: 0 P: 3	R: 0 E: 0 K: 1 S: 5	H: 0 LOB: 0 BB: 0 P: 5	R: 1 E: 0 K: 2 S: 10	H: 3 LOB: 2 BB: 0 P: 10	R: 1 E: 0 K: 0 S: 4	H: 1 LOB: 1 BB: 0 P: 4	R: 2 E: 0 K: 0 S: 5	H: 2 LOB: 1 BB: 1 P: 9		1B: 4 2B: 0 3B: 1 HR: 2	SF: 1 SAC: 0 DP: 0 HBP: 0	WP: 0 PB: 0 SB: 0 CS: 0
PITCHER Pete Richert, L ERA: 3.18	IP: 9.0 WLS: W BF: 35 H: 7 R: 4 ER: 4 SO: 8 BB: 1 IBB: 0 HBP: 0 BLK: 0 WP: 0 HR: 2 S: 50 P: 54 ERA: 4.00 WHIP: 0.889															PITCHER				

AB	33
R	4
H	7
RBI	4
BB	1
SO	8
LOB	8



Batter	1	2	3	4	5	6	7	8	9	AB	R	H	RBI	BB	SO	LOB	BOTTOM			
Ed Brinkman, R OBP: 0.286, SLG: 0.371										5	1	0	1	0	0	4	Boston Red Sox @ Washington Senators D.C. Stadium, Washington, DC Fri Jul 29 1966, 7:05 PM EDT Unknown			
Bob Saverine, S OBP: 0.303, SLG: 0.369										5	2	2	0	0	0	0				
Ken McMullen, R OBP: 0.300, SLG: 0.372										5	0	1	0	0	1	4				
Fred Valentine, S OBP: 0.347, SLG: 0.471										5	3	4	3	0	0	1				
Frank Howard, R OBP: 0.353, SLG: 0.444 Willie Kirkland, L OBP: 0.272, SLG: 0.337										3	1	3	4	0	0	0				
Don Lock, R OBP: 0.398, SLG: 0.455 Don Blasingame, L OBP: 0.280, SLG: 0.275										3	1	1	0	1	1	1				
Ken Harrelson, R OBP: 0.307, SLG: 0.345										3	2	2	0	1	0	1				
Paul Casanova, R OBP: 0.253, SLG: 0.376										4	1	1	2	0	1	2				
Pete Richert, L OBP: 0.097, SLG: 0.097										4	1	1	2	0	1	3				
Inning Stats	R: 0 E: 0 K: 1 S: 5	H: 0 LOB: 0 BB: 0 P: 5	R: 2 E: 0 K: 0 S: 4	H: 2 LOB: 0 BB: 1 P: 8	R: 0 E: 0 K: 0 S: 3	H: 0 LOB: 0 BB: 0 P: 3	R: 1 E: 0 K: 0 S: 4	H: 2 LOB: 0 BB: 0 P: 4	R: 9 E: 4 K: 0 S: 12	H: 7 LOB: 1 BB: 1 P: 16	R: 1 E: 0 K: 1 S: 7	H: 2 LOB: 1 BB: 0 P: 7	R: 0 E: 0 K: 2 S: 8	H: 1 LOB: 1 BB: 0 P: 8	R: 0 E: 0 K: 1 S: 6	H: 1 LOB: 1 BB: 0 P: 6		1B: 9 2B: 5 3B: 0 HR: 1	SF: 0 SAC: 0 DP: 2 HBP: 0	WP: 0 PB: 0 SB: 0 CS: 0
PITCHER Darrell Brandon, R ERA: 3.34 Dan Osinski, R ERA: 4.22 Jim Lonborg, R ERA: 4.77	IP: 4.0 WLS: L BF: 19 H: 6 R: 7 ER: 4 SO: 1 BB: 1 IBB: 0 HBP: 0 BLK: 0 WP: 0 HR: 1 S: 20 P: 24 ERA: 9.00 WHIP: 1.750															PITCHER				

AB	39
R	13
H	15
RBI	12
BB	2
SO	5
LOB	18



Batter	1	2	3	4	5	6	7	8	9	10	11	12	13	14	15	AB	R	H	RBI	BB	SO	LOB	TOP					
Joe Foy, R OBP: 0.346, SLG: 0.437 (1.9)		6-3			F9		FC6-4		L4		FC3-6 1B		1B 2B		F8	8	2	3	1	0	0	3						
Carl Yastrzemski, L OBP: 0.354, SLG: 0.415 (1.7)				K			K				FC3-6 FC3-6		1B IBB		F9	6	0	2	0	2	2	2						
Jose Tartabull, L OBP: 0.278, SLG: 0.313 (1.8)			G3		F9			1-3	FC5		FC3-6 CS					8	0	2	1	0	0	6						
Tony Conigliaro, R OBP: 0.332, SLG: 0.509 (1.9)						5-3				5-3		F8	FC6-4 IBB			5	0	1	1	2	0	1						
George Scott, R OBP: 0.333, SLG: 0.472 (1.3)			FC6-4			6-3		F8				5-3	K			7	1	2	0	0	1	5						
Rico Petrocelli, R OBP: 0.283, SLG: 0.399 (1.6)					F4	4-3		F7		K		FC5 BB 1B	FC6-4 1-2			7	0	1	0	0	1	7						
George Smith, R OBP: 0.285, SLG: 0.354 (1.4)		WP 2B		5-3			F9 FC6-4 2B		K					K		6	1	3	0	1	2	0						
Bob Tillman, R OBP: 0.276, SLG: 0.291 (1.2)		6-3			F8									L1-3		3	0	0	0	0	0	2						
Don Demeter, R OBP: 0.285, SLG: 0.449 (9. PH)							F9				FC1-4 1B					1	1	1	0	0	0	0						
Mike Ryan, R OBP: 0.259, SLG: 0.282 (9.2)																3	0	1	1	0	0	2						
Lee Stange, R OBP: 0.285, SLG: 0.354 (1.4)			G3		K								6-3	F8		2	0	0	0	0	0	1						
Inning Stats	R: 1 E: 0 K: 1 S: 6	H: 3 LOB: 2 BB: 0 P: 6	R: 0 E: 0 K: 0 S: 4	H: 1 LOB: 1 BB: 0 P: 4	R: 0 E: 0 K: 1 S: 5	H: 0 LOB: 1 BB: 1 P: 9	R: 0 E: 0 K: 0 S: 3	H: 0 LOB: 0 BB: 0 P: 3	R: 0 E: 0 K: 1 S: 6	H: 1 LOB: 1 BB: 0 P: 6	R: 0 E: 0 K: 0 S: 3	H: 0 LOB: 0 BB: 0 P: 3	R: 0 E: 0 K: 0 S: 4	H: 1 LOB: 2 BB: 1 P: 8	R: 0 E: 0 K: 0 S: 5	H: 0 LOB: 0 BB: 0 P: 5	R: 0 E: 0 K: 0 S: 4	H: 0 LOB: 0 BB: 0 P: 4	R: 0 E: 0 K: 0 S: 5	H: 1 LOB: 1 BB: 0 P: 4	1B: 11 2B: 5 3B: 1 HR: 0	SF: 1 SAC: 0 DP: 0 HBP: 0	WP: 1 PB: 0 SB: 0 CS: 1	PA: 68				
PITCHER	IP 6.1	WLS 9	BF 27	H 6	R 2	ER 2	SO 2	BB 2	IBB 0	HBP 0	BLK 0	WP 0	HR 0	S 29	P 37	ERA 2.84	WHIP 1.263											
Phil Ortega, R ERA: 3.97	7.1	2.0	9	3	1	1	2	0	0	0	0	0	0	0	13	13	4.50	1.500										
Bob Humphreys, R ERA: 3.56	9.1	2.2	12	4	1	1	1	0	1	0	0	0	0	0	13	17	3.38	1.500										
Ron Kline, R ERA: 2.95	12.1	2.0	12	3	1	1	1	1	2	0	0	0	0	0	11	23	4.50	2.000										
Casey Cox, R ERA: 3.32	14.1	2.0	W	7	1	0	0	1	0	0	0	0	0	0	9	9	0.00	0.500										
Dick Lines, L ERA: 2.26																												

Boston Red Sox @ Washington Senators
D.C. Stadium, Washington, DC
Fri Jul 29 1966, 7:05 PM EDT
Att: 8,900 - Unknown

livebaseballscorecards.com

AB 60
R 5
H 17
RBI 5
BB 6
SO 7
LOB 31

Batter	1	2	3	4	5	6	7	8	9	10	11	12	13	14	15	AB	R	H	RBI	BB	SO	LOB	BOTTOM					
Ed Brinkman, R OBP: 0.286, SLG: 0.369 (1.8)			1-3	F6			FC1-6 1B		6-3				F9		K	8	0	2	0	0	1	2						
Bob Saverine, S OBP: 0.310, SLG: 0.371 (1.4)				4-3			FC1-6 CS		4-3				F6			7	1	3	0	1	0	2						
Ken McMullen, R OBP: 0.304, SLG: 0.373 (1.5)			E5 1B 2B						5-3		F7					7	1	3	1	1	0	4						
Fred Valentine, S OBP: 0.351, SLG: 0.471 (1.9)					G4-6-3 1B											6	1	3	1	1	0	3						
Frank Howard, R OBP: 0.348, SLG: 0.439 (1.7)				F4			4-3				SH1 PB SF8 BB					4	0	0	0	0	1	4						
Willie Kirkland, L OBP: 0.287, SLG: 0.330 (9.7)	K				G3			6-3			SH1		K			2	0	0	0	0	1	2						
Don Lock, R OBP: 0.360, SLG: 0.456 (1.8)											SF8		K			4	0	1	2	2	2	0						
Ken Harrelson, R OBP: 0.337, SLG: 0.347 (1.3)				F9	6-3			6-3								7	1	2	0	0	1	5						
Paul Casanova, R OBP: 0.262, SLG: 0.392 (1.2)																5	2	3	1	1	0	1						
Phil Ortega, R ERA: 3.97	7.1	2.0	9	3	1	0	0	2	1	0	0	0	0	0	6	18	0.00	1.500										
Don McMahon, R ERA: 2.64	9.1	4.0	15	3	1	0	4	1	0	0	0	0	0	0	22	26	0.00	1.000										
John Wyatt, R ERA: 3.2	13.1	1.0	5	1	1	1	0	0	0	0	0	0	0	5	5	9.00	1.000											
Dick Sheaman, L ERA: 4.8	14.1	1.2	L	10	3	1	1	1	1	1	0	0	0	10	18	5.40	2.400											
Inning Stats	R: 0 E: 0 K: 1 S: 7	H: 2 LOB: 2 BB: 0 P: 7	R: 0 E: 0 K: 1 S: 6	H: 1 LOB: 1 BB: 0 P: 6	R: 2 E: 1 K: 0 S: 7	H: 3 LOB: 2 BB: 0 P: 7	R: 1 E: 0 K: 0 S: 4	H: 1 LOB: 0 BB: 0 P: 4	R: 0 E: 0 K: 0 S: 3	H: 1 LOB: 0 BB: 0 P: 3	R: 0 E: 0 K: 0 S: 3	H: 0 LOB: 0 BB: 0 P: 3	R: 0 E: 0 K: 0 S: 5	H: 1 LOB: 2 BB: 1 P: 9	R: 0 E: 0 K: 0 S: 7	H: 1 LOB: 0 BB: 0 P: 7	R: 0 E: 0 K: 0 S: 7	H: 1 LOB: 0 BB: 0 P: 7	R: 1 E: 1 K: 0 S: 5	H: 1 LOB: 1 BB: 0 P: 5	R: 0 E: 0 K: 0 S: 4	H: 1 LOB: 2 BB: 1 P: 8	R: 1 E: 0 K: 1 S: 6	H: 2 LOB: 2 BB: 1 P: 10	1B: 14 2B: 2 3B: 0 HR: 1	SF: 2 SAC: 3 DP: 1 HBP: 0	WP: 0 PB: 1 SB: 0 CS: 2	PA: 66
PITCHER	IP 6.0	WLS 9	BF 27	H 9	R 3	ER 1	SO 2	BB 0	IBB 0	HBP 0	BLK 0	WP 0	HR 0	S 31	P 31	ERA 1.50	WHIP 1.500											
Rollie Sheldon, R ERA: 3.76	7.1	2.0	9	1	0	0	0	2	1	0	0	0	0	0	6	18	0.00	1.500										
John Wyatt, R ERA: 3.2	9.1	4.0	15	3	1	0	4	1	0	0	0	0	0	0	22	26	0.00	1.000										
Dick Sheaman, L ERA: 4.8	13.1	1.0	5	1	1	1	0	0	0	0	0	0	0	5	5	9.00	1.000											
Lee Stange, R ERA: 4.36	14.1	1.2	L	10	3	1	1	1	1	0	0	0	0	10	18	5.40	2.400											

Boston Red Sox @ Washington Senators
D.C. Stadium, Washington, DC
Fri Jul 29 1966, 7:05 PM EDT
Att: 8,900 - Unknown

livebaseballscorecards.com

AB 55
R 6
H 17
RBI 6
BB 6
SO 7
LOB 27

Batter	1	2	3	4	5	6	7	8	9	AB	R	H	RBI	BB	SO	LOB	TOP										
Rico Petrocelli, R OBP: 0.284, SLG: 0.397 (1, 6)	0-0 4-3	0-3 K			0-0 F3		0-0 1-3		0-0 FC6-4 1B	5	0	1	0	0	1	0	Boston Red Sox @ Washington Senators D.C. Stadium, Washington, DC Sat Jul 30 1966, 3:33 AM EDT Att: 2,082 - Unknown livebaseballscorecards.com										
Joe Foy, R OBP: 0.344, SLG: 0.434 (1, 5)	0-0 F8		0-0 F9		0-0 1B		0-0 5-3		0-0 FC6-4 1-2	5	0	1	0	0	0	1											
Don Demeter, R OBP: 0.284, SLG: 0.455 Jose Tartabull, L OBP: 0.278, SLG: 0.313 (1, 8) (8, 8)	0-0 6-3		0-0 F8		0-0 HR 3B		0-0 L4			4	1	1	0	0	0	0											
Tony Conigliaro, R OBP: 0.332, SLG: 0.504 (1, 9)		0-0 F7	0-3 K		4-0 HR BB			0-0 5-3		3	1	0	0	1	1	0											
George Scott, R OBP: 0.335, SLG: 0.480 (1, 3)		0-0 3B 1B		0-0 5-3	0-0 HR BB			0-0 L4		4	2	3	0	0	0	0											
Carl Yastrzemski, L OBP: 0.358, SLG: 0.420 (1, 7)		0-0 1B 3B		4-0 2B BB	0-0 1-3			1-0 FC5-4 HBP		2	2	1	1	1	0	0											
Mike Ryan, R OBP: 0.259, SLG: 0.281 (1, 2)		0-0 HR 1B		0-0 F8		0-0 F4		0-0 FC5-4 1-2		4	1	1	1	0	0	2											
George Smith, R OBP: 0.288, SLG: 0.369 (1, 4)		0-0 HR		0-0 2B		0-0 4-3			0-0 4-3	4	1	2	3	0	0	0											
Jose Santiago, R OBP: 0.196, SLG: 0.178 (1, 1)		0-0 F9		0-0 F8		0-0 F8			0-0 1-3	4	0	0	0	0	0	1											
Inning Stats	R: 0 E: 0 K: 0 S: 3	H: 0 LOB: 0 BB: 0 P: 3	R: 4 E: 0 K: 1 S: 9	H: 4 LOB: 0 BB: 0 P: 9	R: 0 E: 0 K: 1 S: 5	H: 0 LOB: 0 BB: 0 P: 5	R: 1 E: 0 K: 0 S: 4	H: 1 LOB: 1 BB: 1 P: 8	R: 3 E: 0 K: 0 S: 5	H: 3 LOB: 0 BB: 1 P: 9	R: 0 E: 0 K: 0 S: 3	H: 0 LOB: 0 BB: 0 P: 3	R: 0 E: 0 K: 0 S: 3	H: 0 LOB: 0 BB: 0 P: 3	R: 0 E: 0 K: 0 S: 3	H: 0 LOB: 1 BB: 0 P: 4	R: 0 E: 0 K: 0 S: 4	H: 1 LOB: 1 BB: 0 P: 4	1B: 4 2B: 1 3B: 2 HR: 2	SF: 0 SAC: 0 DP: 0 HBP: 1	WP: 0 PB: 0 SB: 0 CS: 0	PA: 38					
PITCHER	IP	WLS	BF	H	R	ER	SO	BB	IBB	HBP	BLK	WP	HR	S	P	ERA	WHIP										
Mike McCormick, L ERA: 3.8 (1, 1)	5.0	L	24	8	8	8	2	2	0	0	0	0	2	26	34	14.40	2.000										
Frank Kreutzer, L ERA: (6, 1)	2.0		6	0	0	0	0	0	0	0	0	0	0	6	6	0.00	0.000										
Casey Cox, R ERA: 3.24 (8, 1)	2.0		8	1	0	0	0	0	0	1	0	0	0	7	8	0.00	0.500										

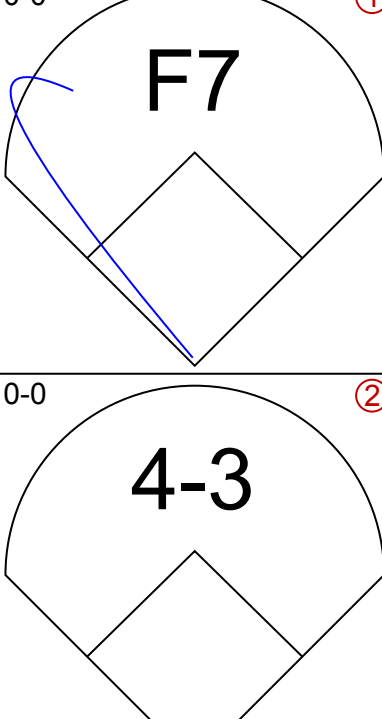
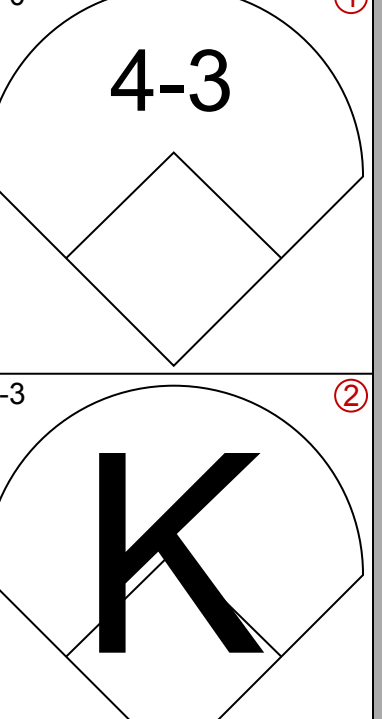
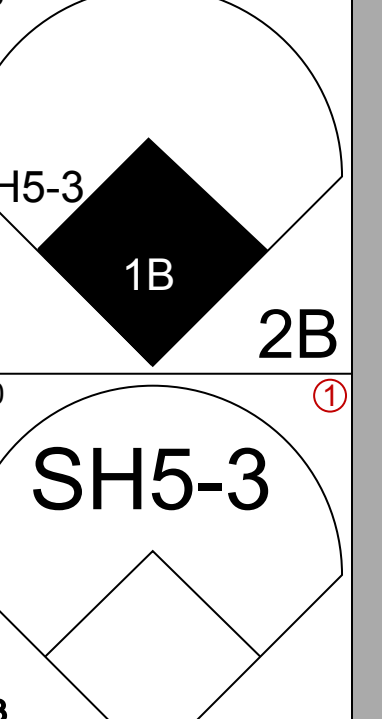
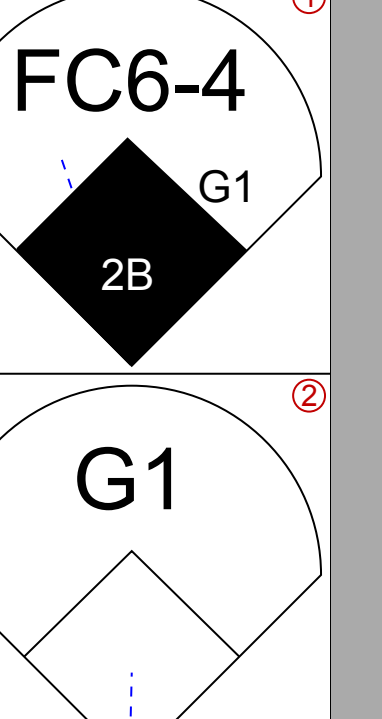
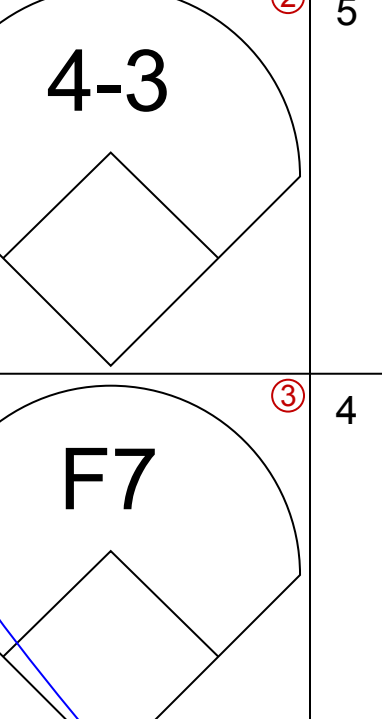

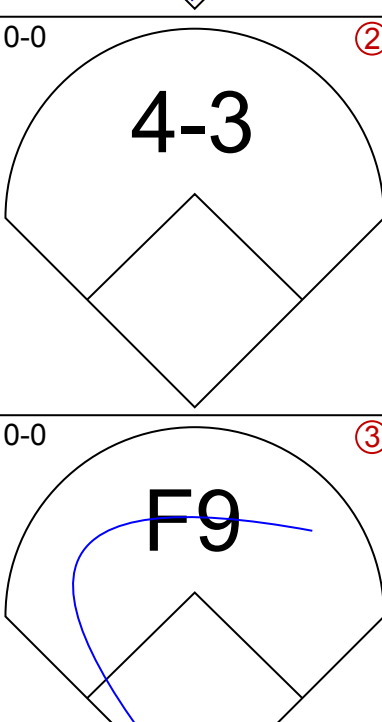
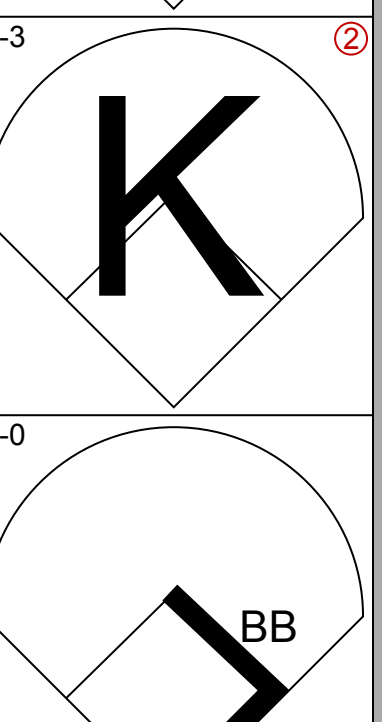
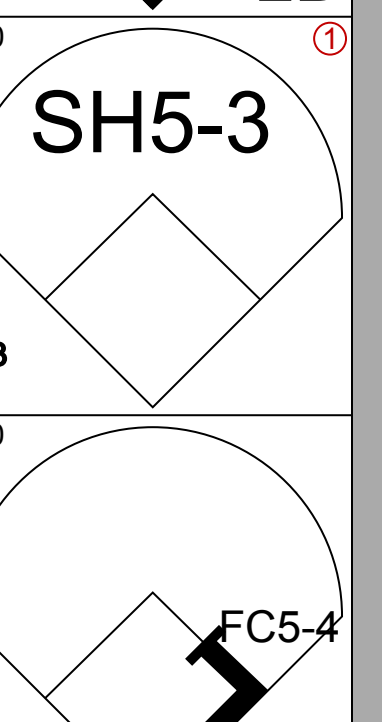
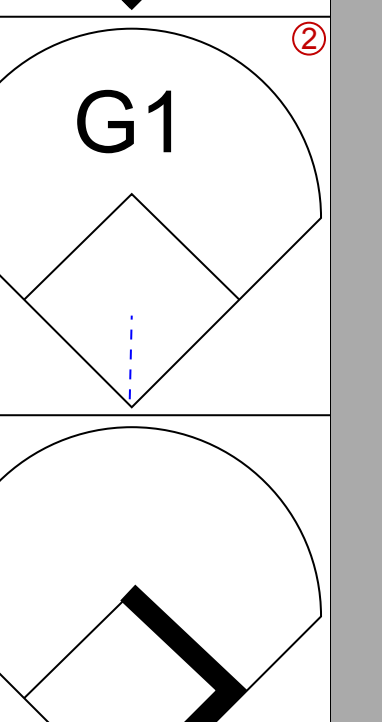
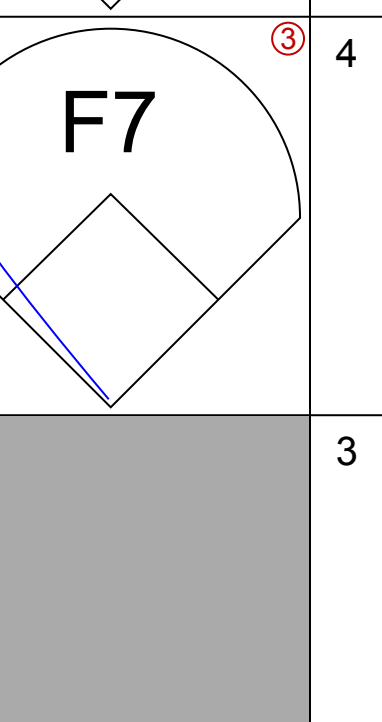
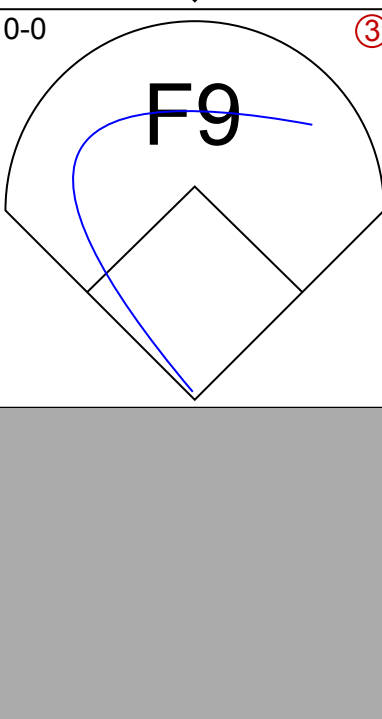
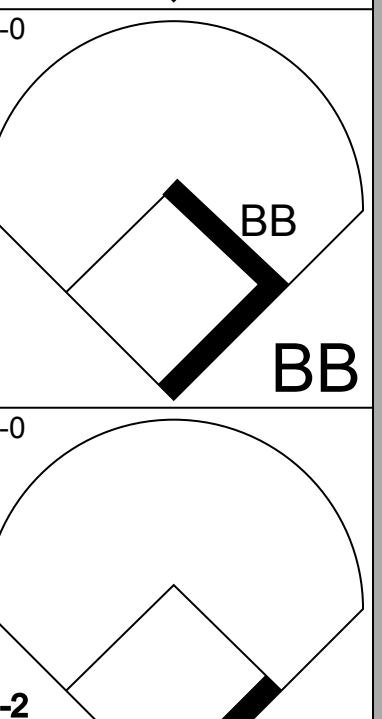
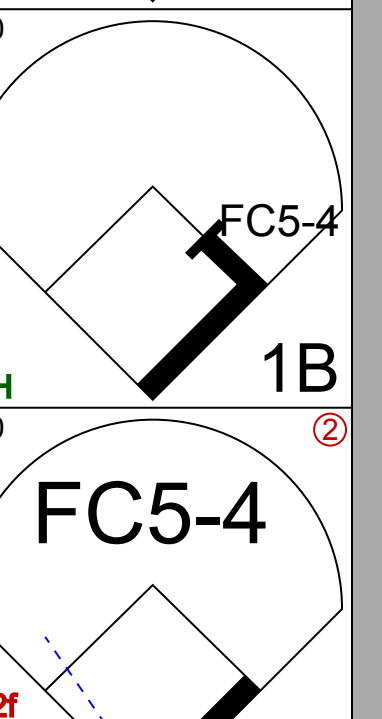
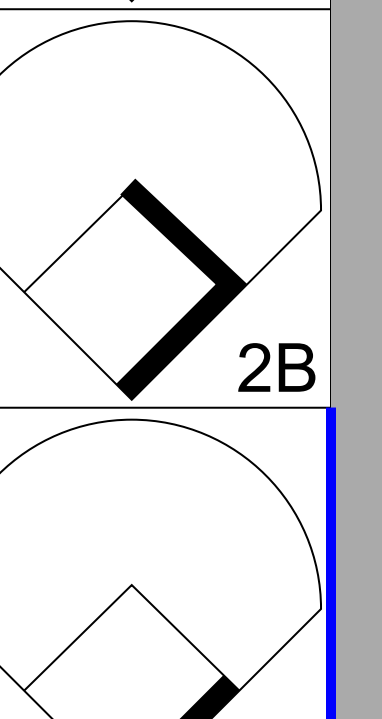
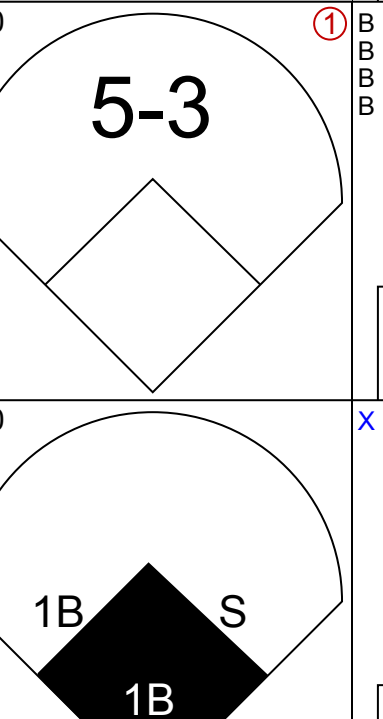
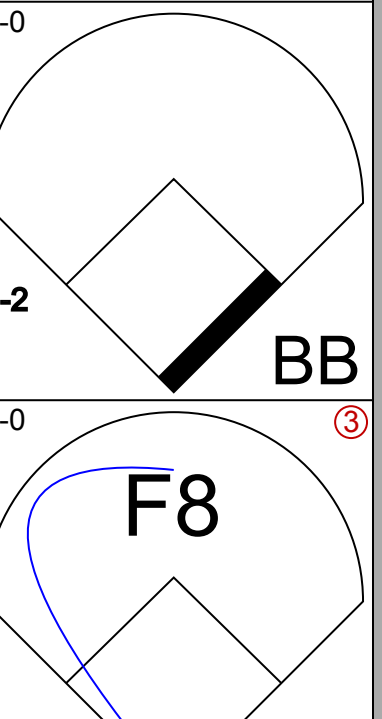
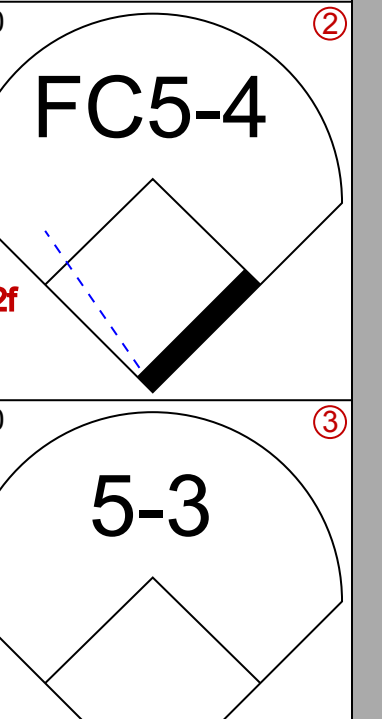
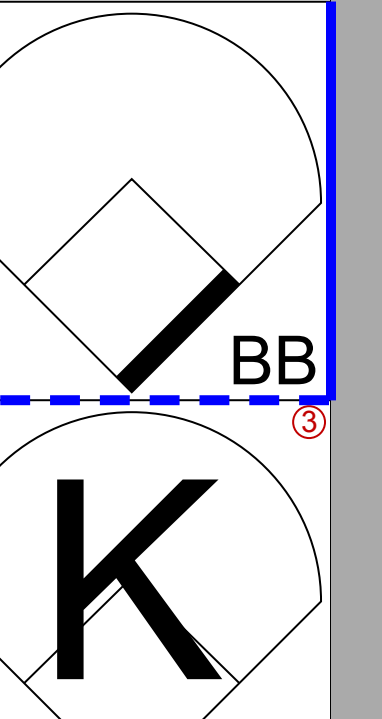
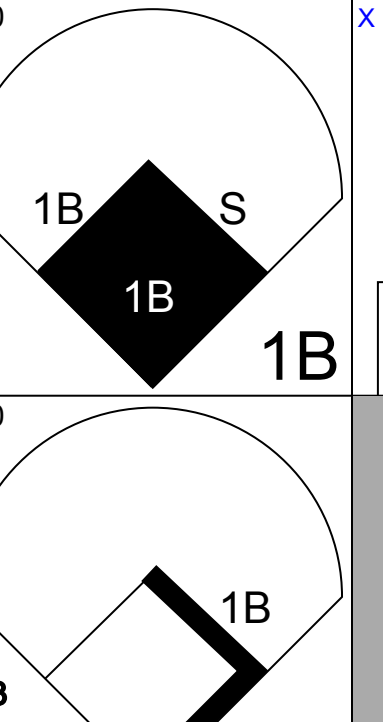
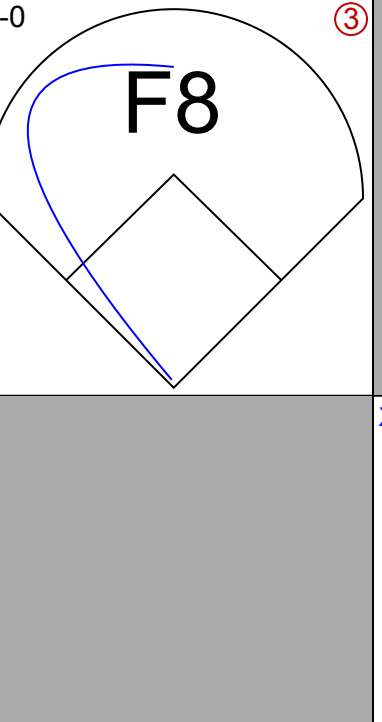
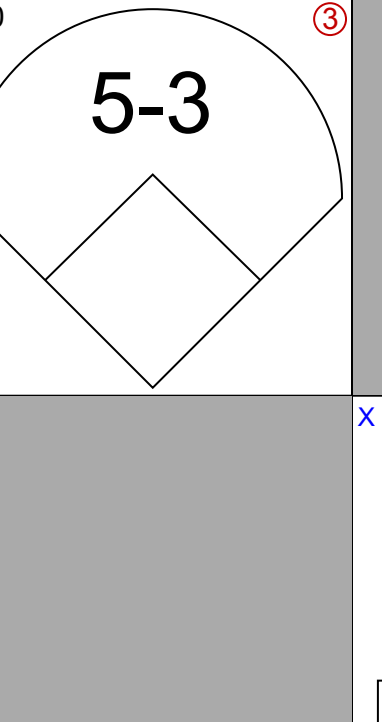
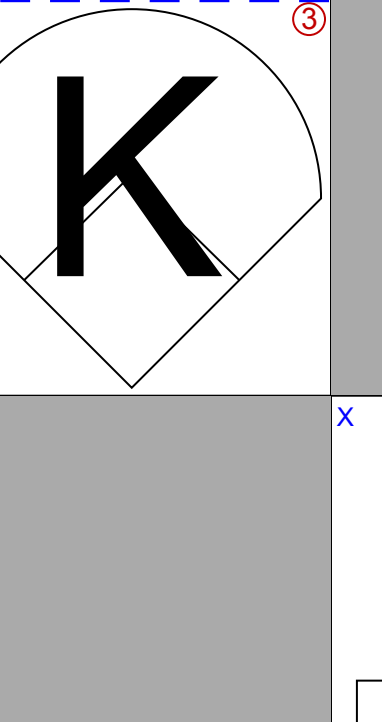
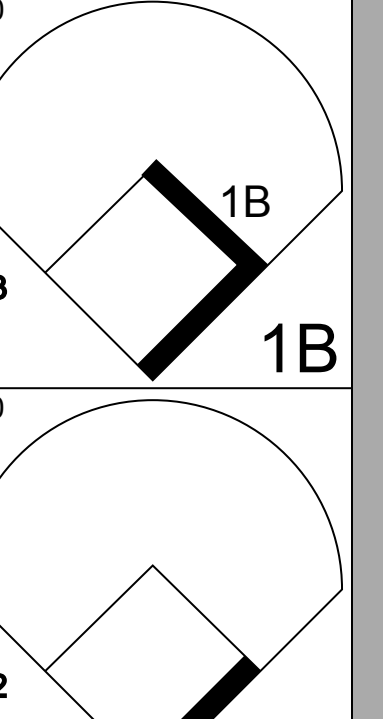
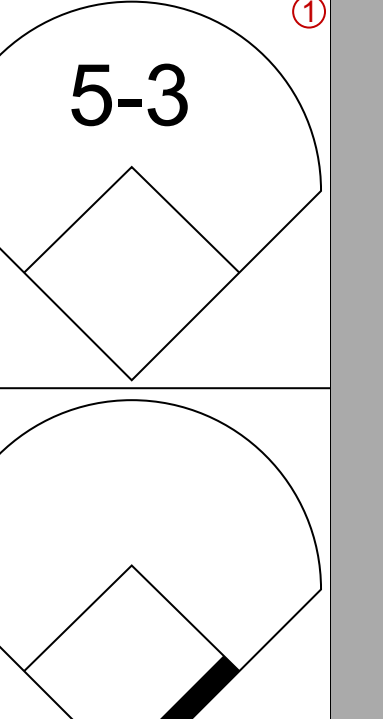
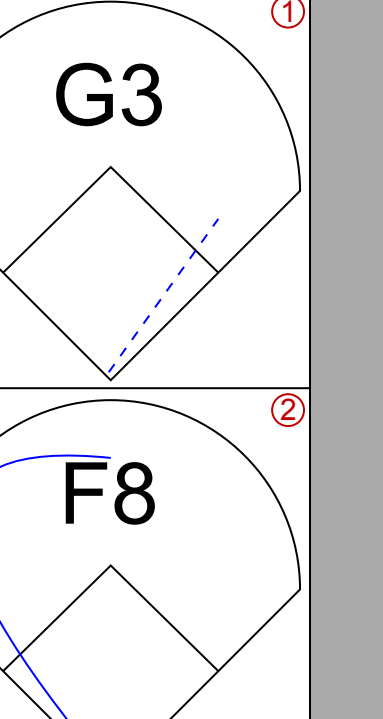
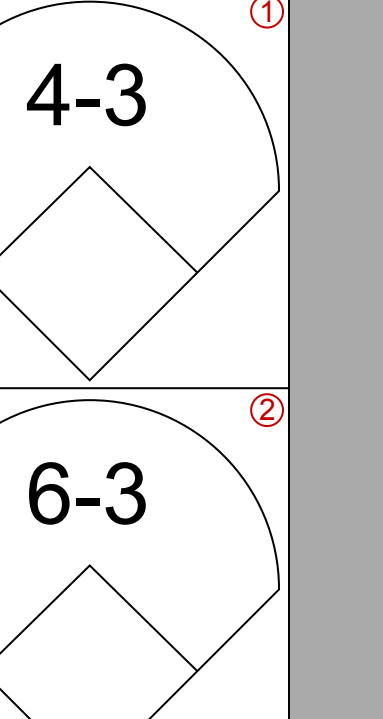
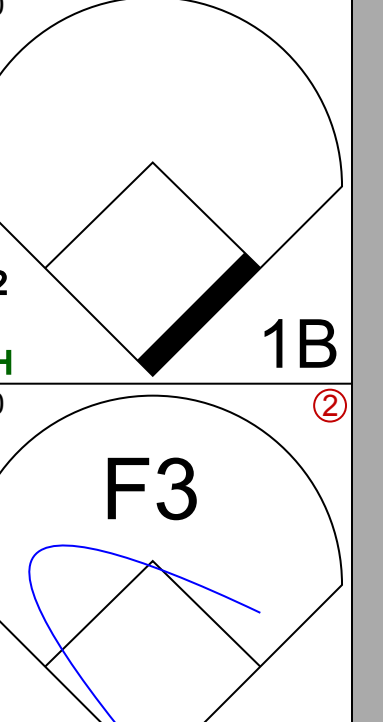

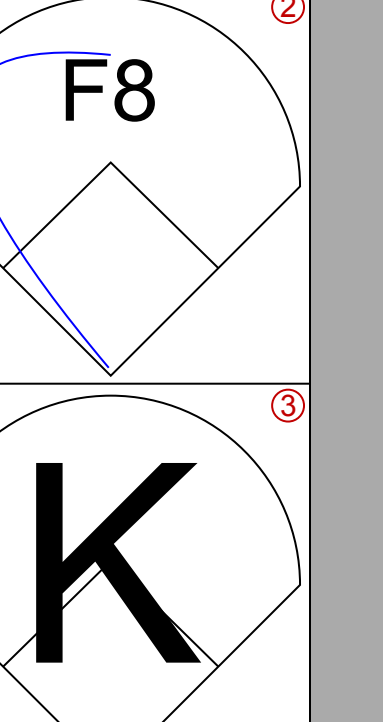
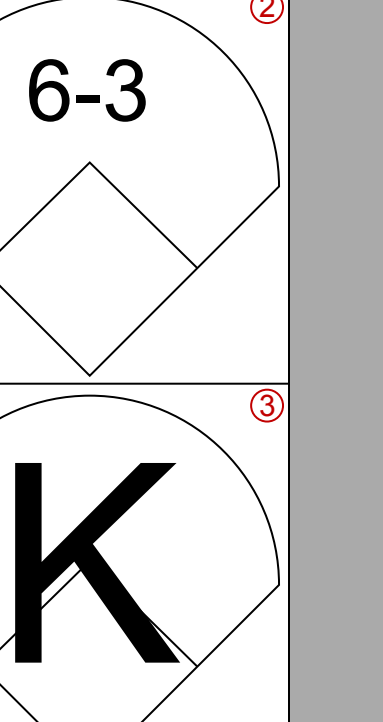
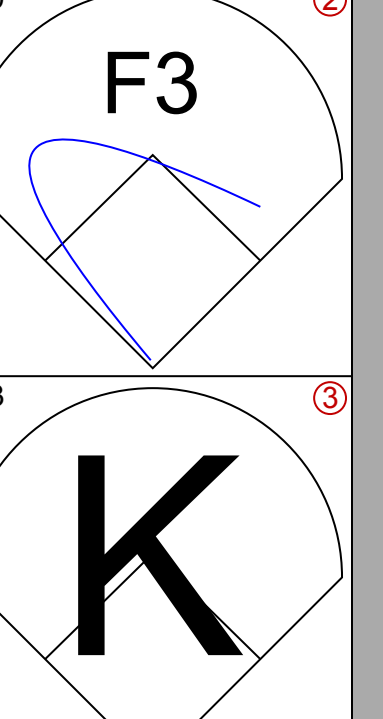
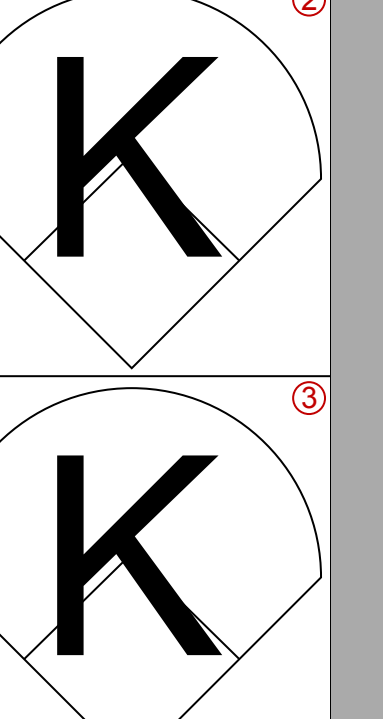
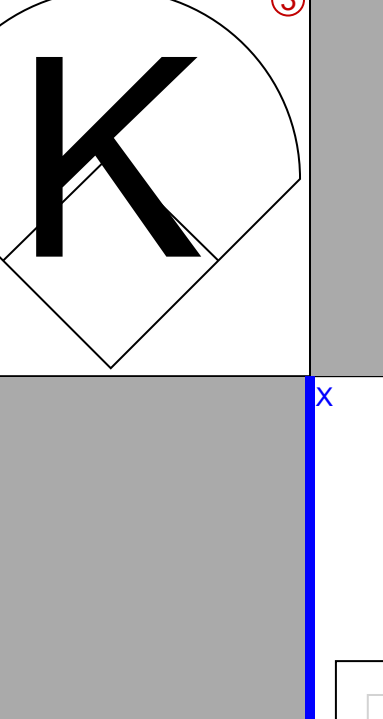
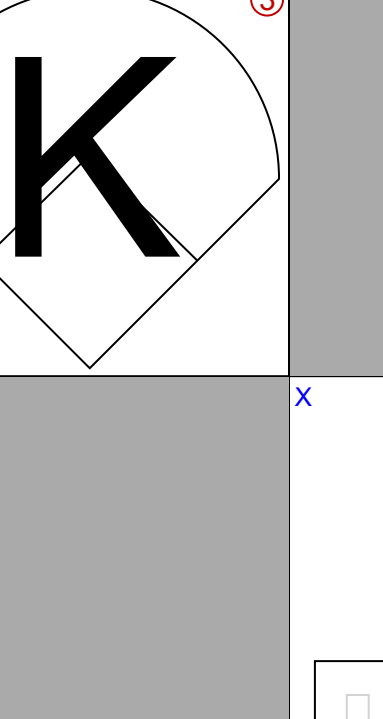
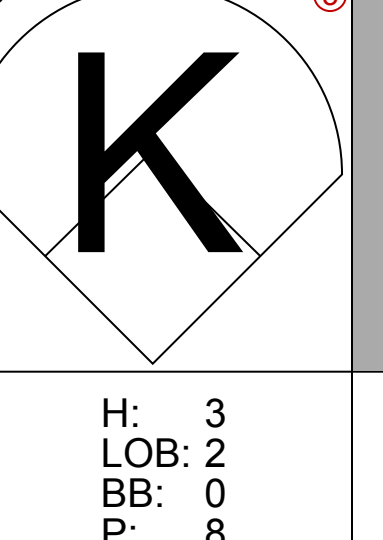
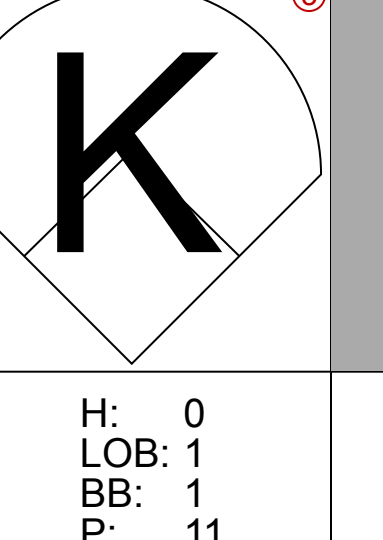
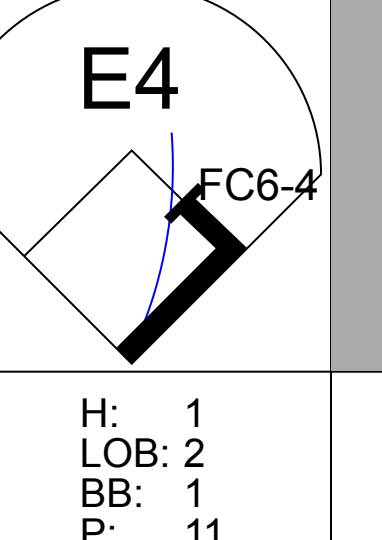
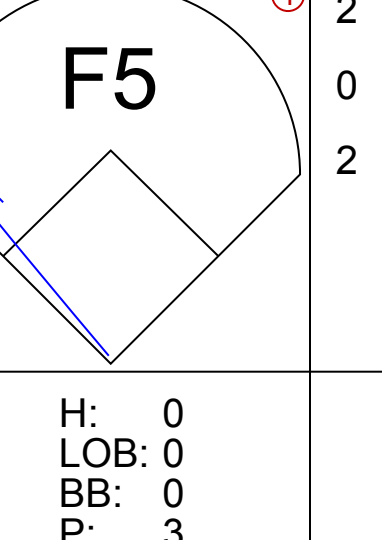
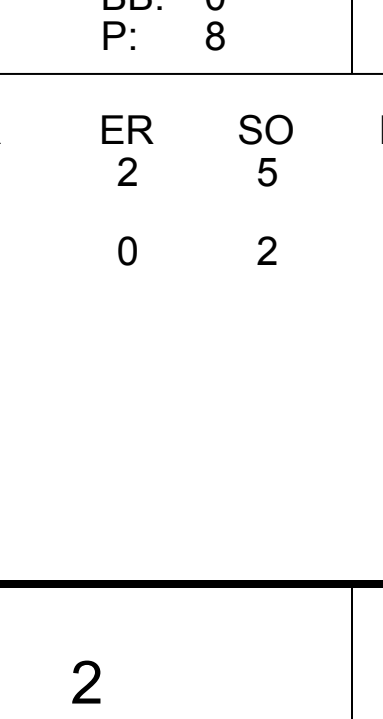

Batter	1	2	3	4	5	6	7	8	9	AB	R	H	RBI	BB	SO	LOB	BOTTOM										
Ed Brinkman, R OBP: 0.285, SLG: 0.366 (1, 6)	0-3 K		0-3 K		0-0 F8			0-0 1B	0-0 5-3	5	0	1	1	0	2	3	Boston Red Sox @ Washington Senators D.C. Stadium, Washington, DC Sat Jul 30 1966, 3:33 AM EDT Att: 2,082 - Unknown livebaseballscorecards.com										
Bob Saverine, S OBP: 0.307, SLG: 0.364 (1, 4)	0-0 6-3		0-0 4-3		4-0 BB			0-0 F9	0-0 F7	4	0	0	0	1	0	3											
Ken McMullen, R OBP: 0.304, SLG: 0.372 (1, 5)	0-0 6-3			0-0 1B	0-0 5-3			0-0 F8		4	0	1	0	0	0	3											
Fred Valentine, S OBP: 0.352, SLG: 0.471 (2, PR) Willie Kirkland, L OBP: 0.291, SLG: 0.321 (3, 9)		1-0 FC6-4 HBP		0-3 K	0-0 F7			0-0 4-3		0	0	0	0	0	0	0											
Frank Howard, R OBP: 0.348, SLG: 0.437 (1, 7)		0-0 FC6-4 1-2		0-0 F4	0-0 6-3				0-0 E 1B 1B	4	1	1	0	0	0	2											
Don Lock, R OBP: 0.358, SLG: 0.451 (1, 8)		0-0 E6 1-2		4-0 BB	0-3 K				0-3 K	3	0	0	0	1	2	2											
Ken Harrelson, R OBP: 0.306, SLG: 0.346 (1, 3)		0-0 F9		0-0 5-3					0-0 1B E 5-3 1B	4	1	1	0	0	1	4											
Paul Casanova, R OBP: 0.262, SLG: 0.394 (1, 2)		0-0 FC6-4 1-2			0-0 2B				0-0 E4 1B	4	0	1	0	0	1	4											
Mike McCormick, L OBP: 0.271, SLG: 0.356 (5, PH) Dick Nieto, L OBP: 0.279, SLG: 0.288 (8, 1) Frank Kreutzer, R (7, PH) Jim King, L OBP: 0.342, SLG: 0.393 (8, 1) Casey Cox, R OBP: 0.311, SLG: 0.290 (8, PH)			0-0 F8		0-3 K				0-0 K	1	0	0	0	0	0	0											
Inning Stats	R: 0 E: 0 K: 1 S: 5	H: 0 LOB: 0 BB: 0 P: 5	R: 0 E: 1 K: 0 S: 4	H: 0 LOB: 2 BB: 0 P: 5	R: 0 E: 0 K: 1 S: 6	H: 1 LOB: 2 BB: 1 P: 10	R: 0 E: 0 K: 1 S: 6	H: 1 LOB: 2 BB: 1 P: 10	R: 0 E: 0 K: 1 S: 5	H: 0 LOB: 0 BB: 0 P: 5	R: 0 E: 0 K: 2 S: 7	H: 0 LOB: 0 BB: 0 P: 7	R: 0 E: 0 K: 0 S: 4	H: 1 LOB: 1 BB: 0 P: 4	R: 2 E: 1 K: 1 S: 9	H: 3 LOB: 2 BB: 0 P: 9	1B: 5 2B: 1 3B: 0 HR: 0	SF: 0 SAC: 0 DP: 0 HBP: 1	WP: 0 PB: 0 SB: 1 CS: 0	PA: 38							
PITCHER	IP	WLS	BF	H	R	ER	SO	BB	IBB	HBP	BLK	WP	HR	S	P	ERA	WHIP										
Jose Santiago, R ERA: 3.59 (1, 1)	9.0	W	38	6	2	1	8	2	0	1	0	0	0	51	60	1.00	0.889										

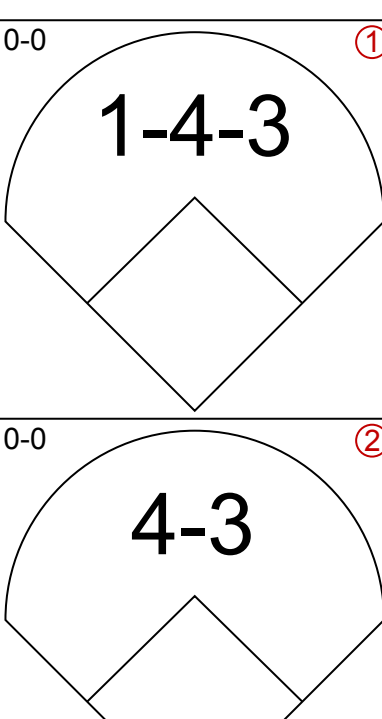
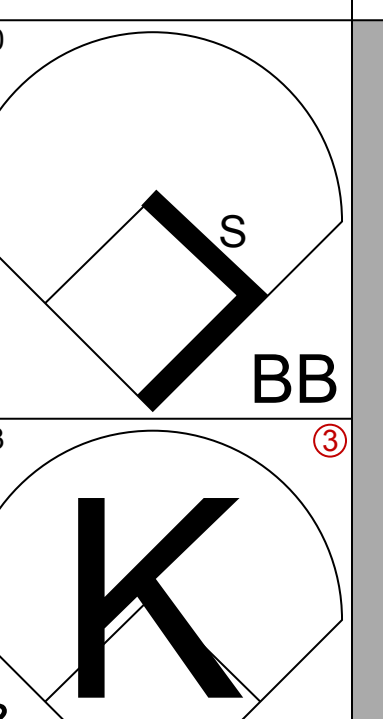
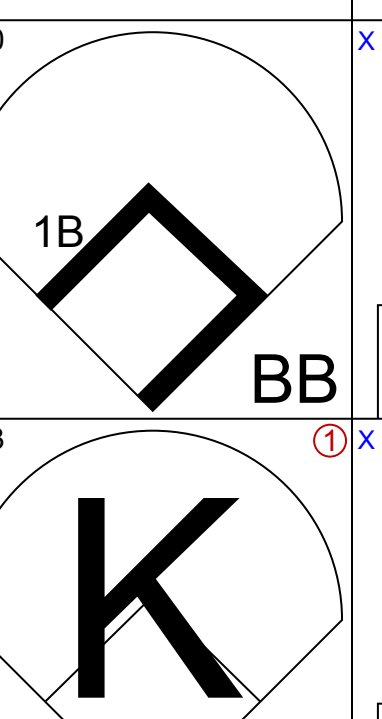
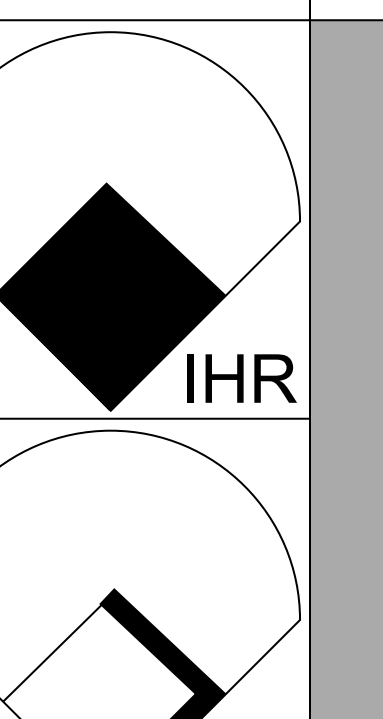


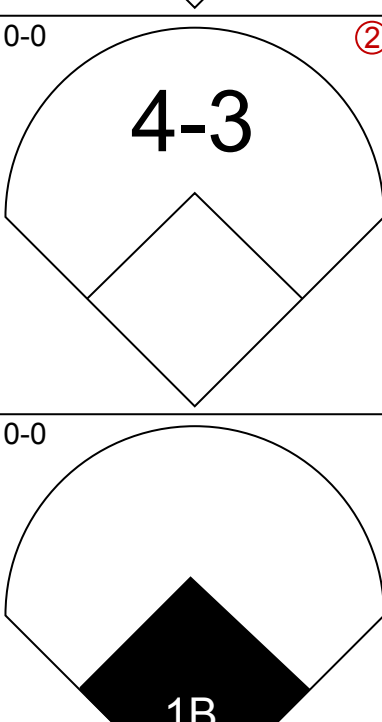
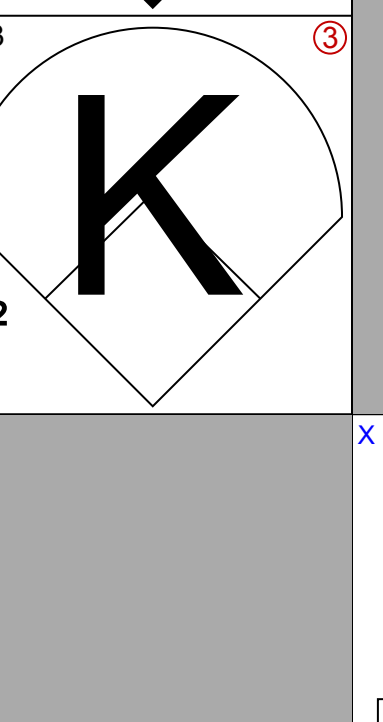
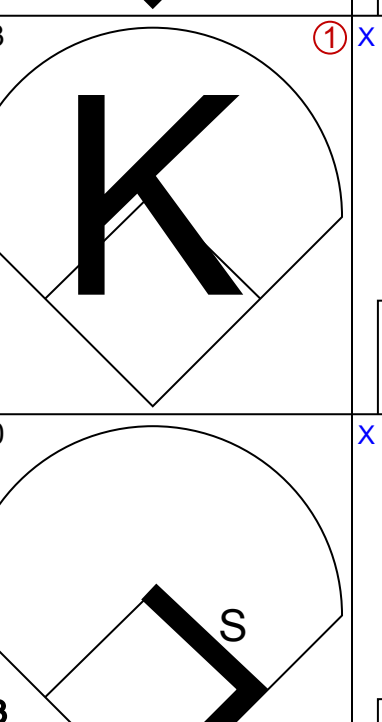
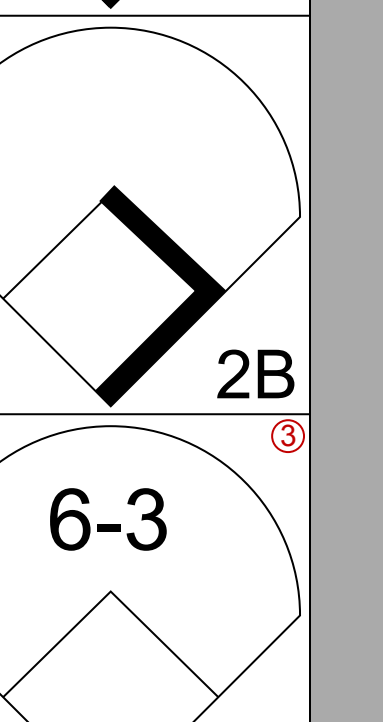
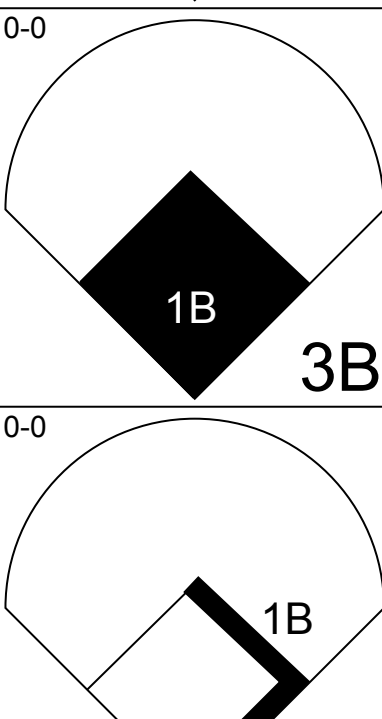
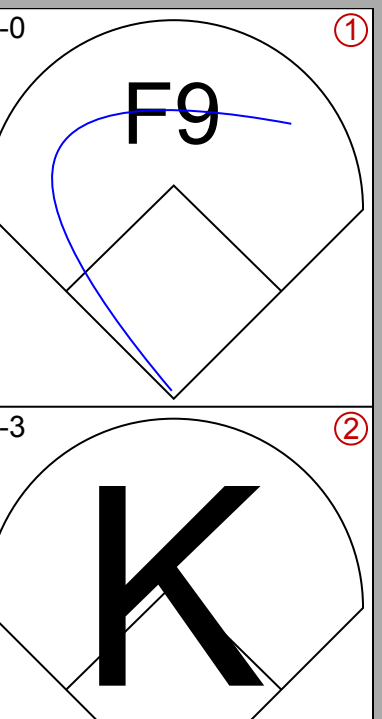
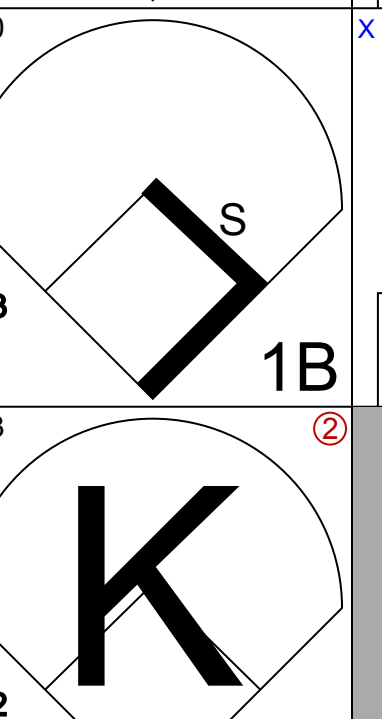
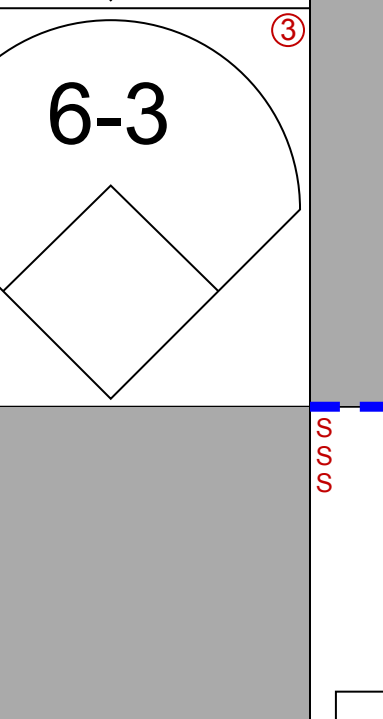
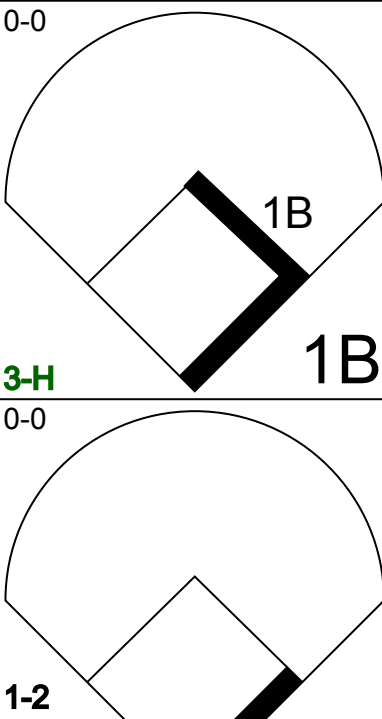
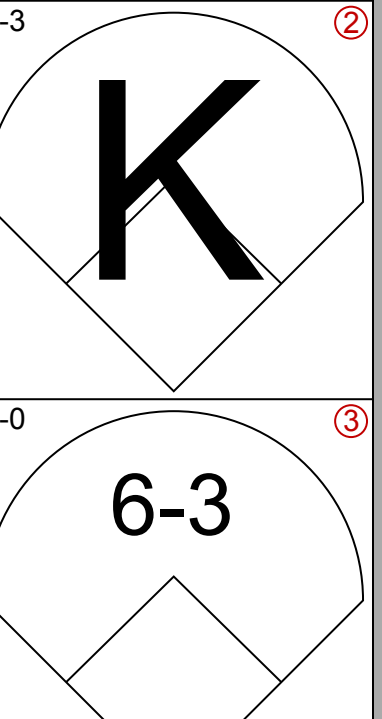
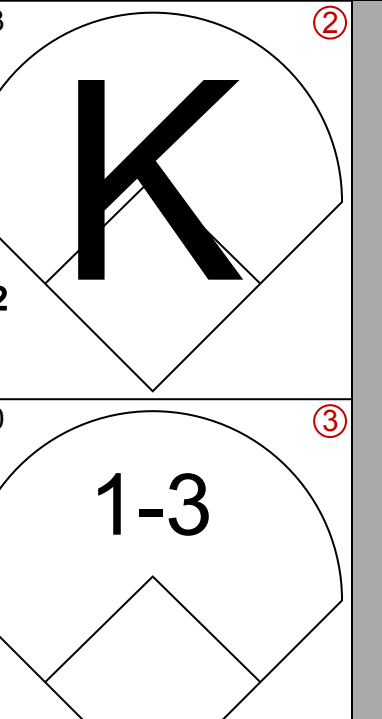

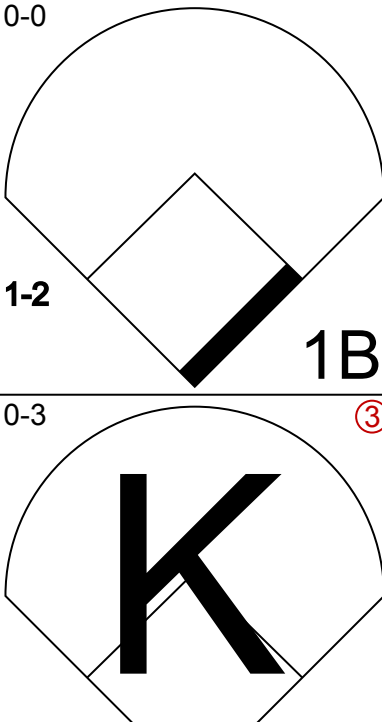
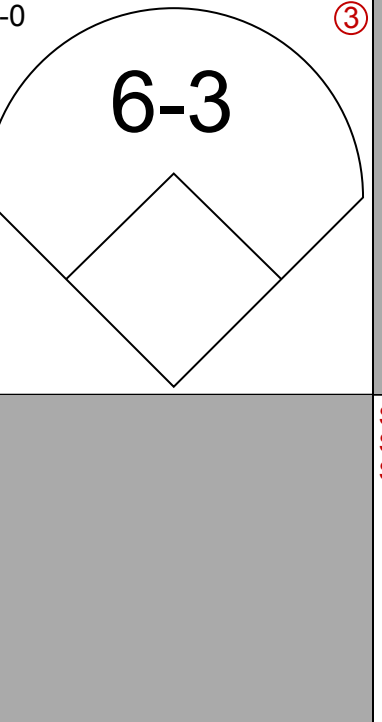
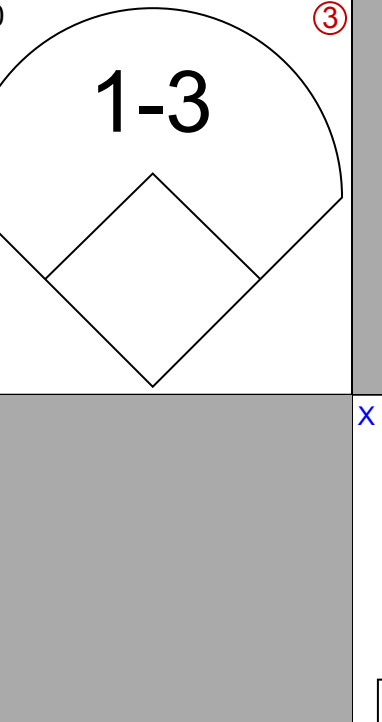
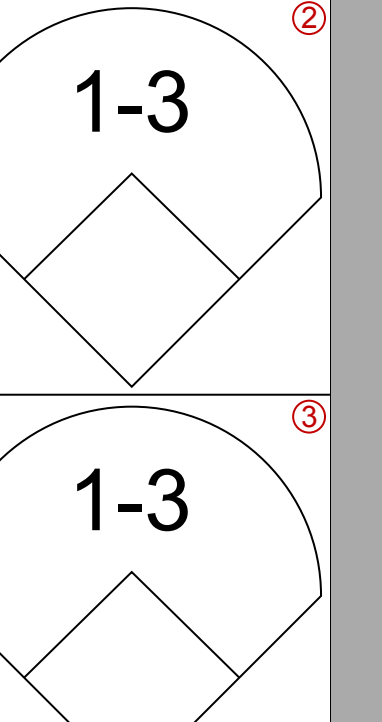


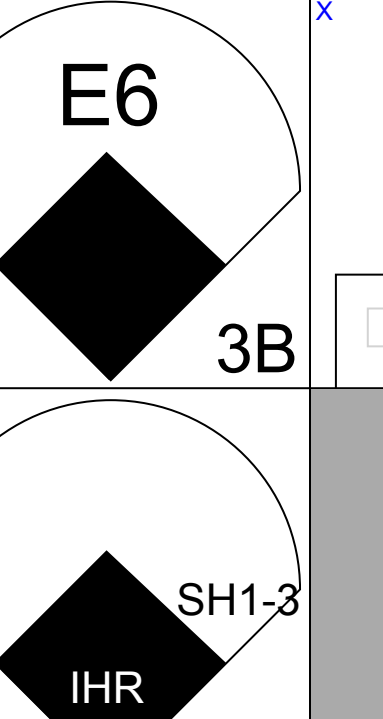
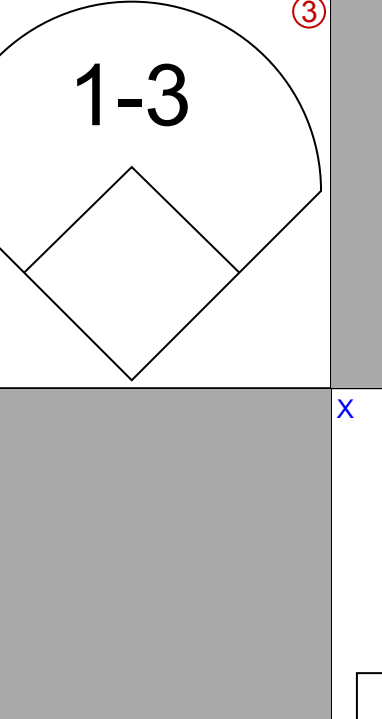
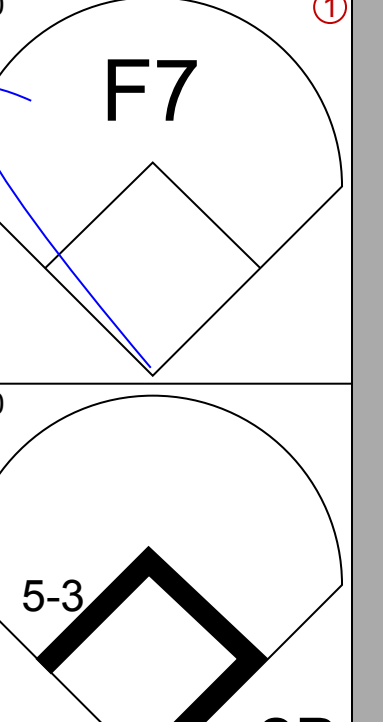
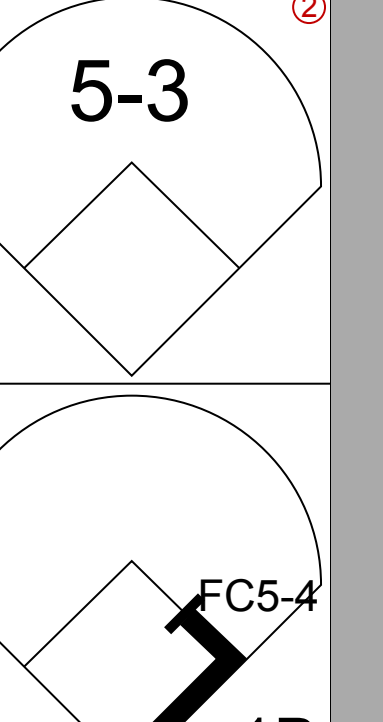
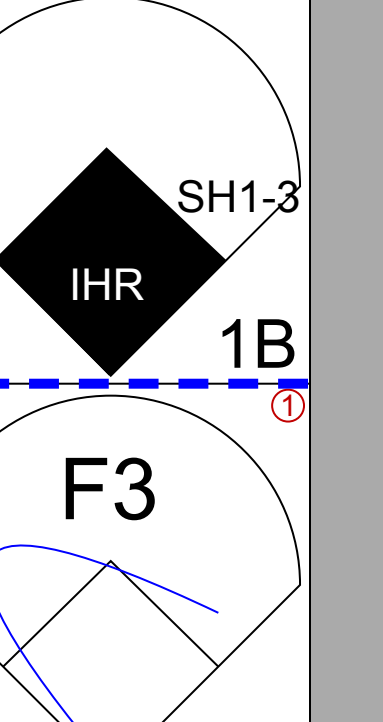
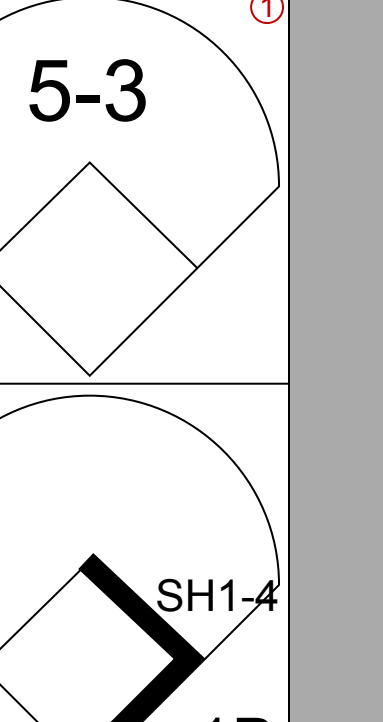
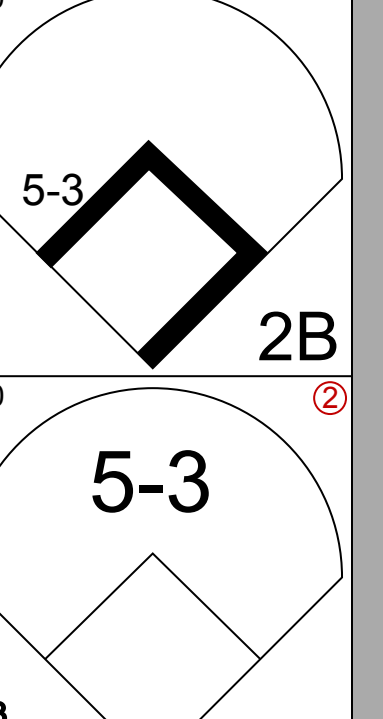
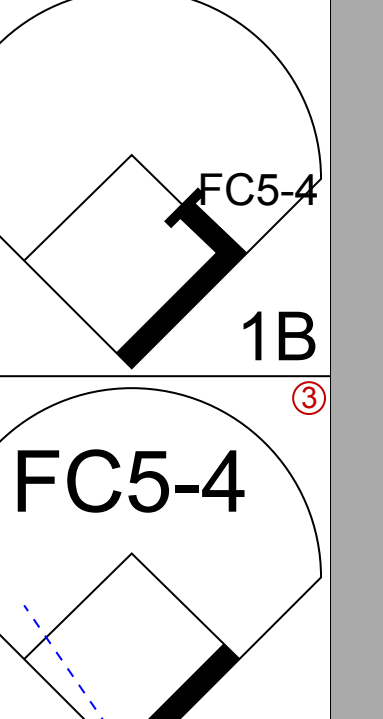
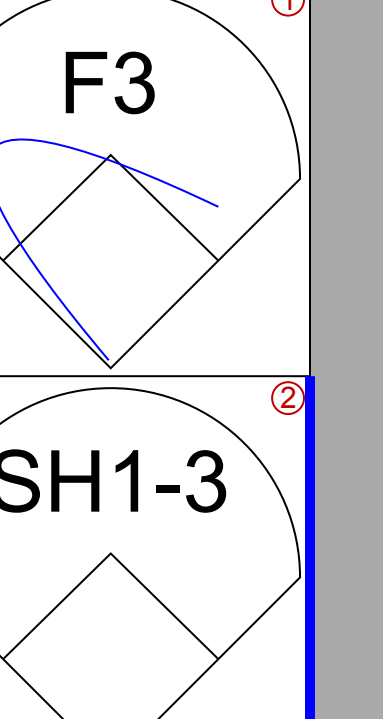
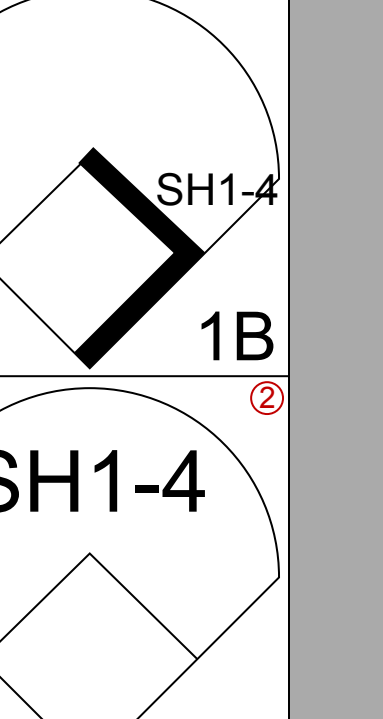
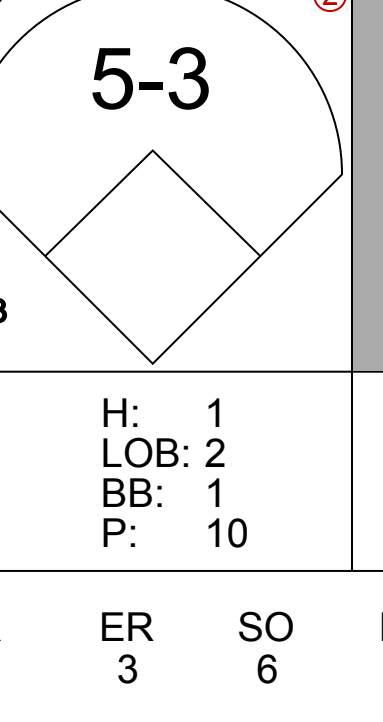
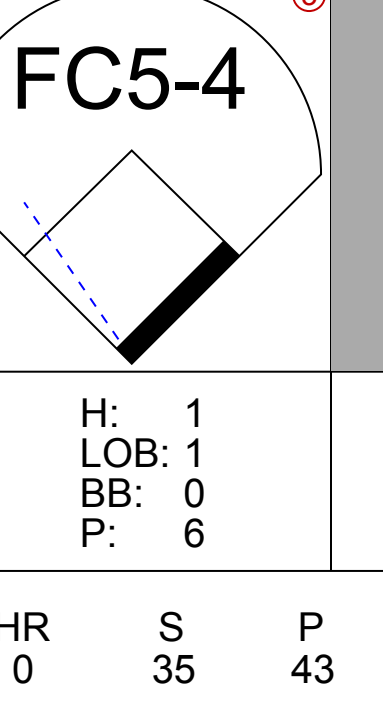
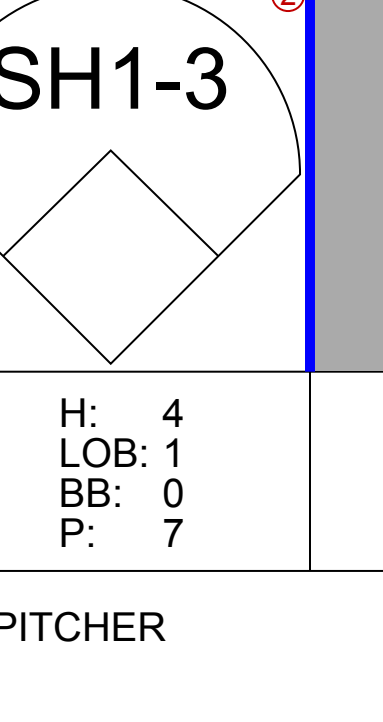
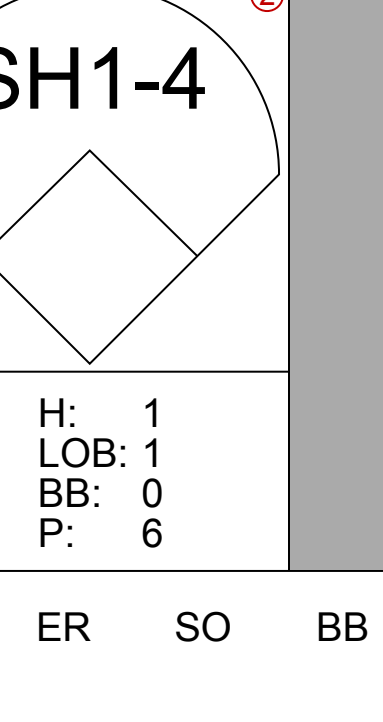
Batter	1	2	3	4	5	6	7	8	9	AB R H RBI BB SO LOB	TOP																									
Jose Tartabull, L (1.8) OBP: 0.281, SLG: 0.308	4-0 BB G5-4-3	4-0 BB		0-3 K			0-0 F9		0-0 F8	3 0 0 0 2 1 0	Boston Red Sox @ Washington Senators D.C. Stadium, Washington, DC Sun Jul 31 1966, 3:33 AM EDT Att: 6,793 - Unknown livebaseballscorecards.com																									
Joe Foy, R (1.5) OBP: 0.346, SLG: 0.433	0-0 G5-4-3	0-0 L8			0-0 CS 1B			4-0 1B BB		3 1 1 0 1 0 3																										
Carl Yastrzemski, L (1.7) OBP: 0.359, SLG: 0.421	0-0 E S HR 1B	0-0 F7			0-3 K			0-0 1B 1B		4 2 2 0 0 1 3																										
Tony Conigliaro, R (1.9) OBP: 0.336, SLG: 0.516	0-0 1-H HR		0-0 G5-4-3 1B		0-0 5-3			0-0 1B 1B		4 2 3 3 0 0 0																										
George Scott, R (1.3) OBP: 0.336, SLG: 0.479	0-0 1B		0-0 G5-4-3		0-0 5-3			4-0 1B 9-2 IBB		3 0 1 0 1 0 1																										
Rico Petrocelli, R (1.6) OBP: 0.287, SLG: 0.399	0-0 1-2 1B		4-0 BB		0-0 F8			0-0 1-3 2-H 3-H 1B		3 0 2 2 1 0 0																										
Mike Ryan, R (1.2) OBP: 0.255, SLG: 0.277	0-0 F5		0-0 F6		0-0 F7			0-0 9-2		4 0 0 0 0 0 4																										
George Smith, R (1.4) OBP: 0.287, SLG: 0.365		1-0 SH2-4 HBP		0-3 K			0-0 F7		0-0 F8	3 0 0 0 0 1 0																										
Dennis Bennett, L (1.1) Don McMahon, R (6.1)		0-0 SH2-4		0-3 K			0-0 5-3		0-3 K	1 0 0 0 0 1 0 2 0 0 0 0 1 0																										
Inning Stats	R: 2 E: 0 K: 0 S: 6	H: 4 LOB: 2 BB: 1 P: 10	R: 0 E: 0 K: 0 S: 3	H: 1 LOB: 1 BB: 1 P: 7	R: 0 E: 0 K: 3 S: 9	H: 0 LOB: 0 BB: 0 P: 9	R: 0 E: 0 K: 0 S: 5	H: 1 LOB: 0 BB: 0 P: 5	R: 0 E: 0 K: 0 S: 3	H: 0 LOB: 0 BB: 0 P: 3		R: 0 E: 0 K: 0 S: 3	H: 0 LOB: 0 BB: 0 P: 3	R: 3 E: 0 K: 0 S: 4	H: 3 LOB: 0 BB: 2 P: 12	R: 0 E: 0 K: 1 S: 5	H: 0 LOB: 0 BB: 0 P: 5	1B: 8 2B: 2 3B: 0 HR: 1	SF: 0 SAC: 1 DP: 4 HBP: 1	WP: 0 PB: 0 SB: 1 CS: 1	PA: 37															
PITCHER	IP WLS BF H R ER SO BB IBB HBP BLK WP HR S P ERA WHIP																																			
Jim Hannan, R (1.1) ERA: 4.23	2.2	15	5	2	2	0	3	0	1	0	0	0	1	11	24	6.75	3.000																			
Bob Humphreys, R (3.1) ERA: 3.42	3.1	10	1	0	0	4	0	0	0	0	0	0	0	18	18	0.00	0.300																			
Dick Lines, L (7.1) ERA: 2.54	1.0	L	5	1	2	2	0	1	0	0	0	0	0	4	8	18.00	2.000																			
Ron Kline, R (8.1) ERA: 3.0	2.0	7	2	1	1	1	0	1	0	0	0	0	0	8	12	4.50	1.000																			

Batter	1	2	3	4	5	6	7	8	9	AB R H RBI BB SO LOB	BOTTOM																									
Ed Brinkman, R (1.6) OBP: 0.284, SLG: 0.367	0-0 6-3		0-0 G4-3				0-3 K		0-0 G3	5 0 1 0 0 1 1	Boston Red Sox @ Washington Senators D.C. Stadium, Washington, DC Sun Jul 31 1966, 3:33 AM EDT Att: 6,793 - Unknown livebaseballscorecards.com																									
Bob Saverine, S (1.4) OBP: 0.305, SLG: 0.361	0-0 F6		0-0 6-3		0-0 2B		0-0 F3		0-0 1B	5 0 1 0 0 0 2																										
Ken McMullen, R (1.5) OBP: 0.300, SLG: 0.366	0-0 5-3			0-3 K		0-0 5-3		0-3 K		5 0 0 0 0 3 1																										
Fred Valentine, S (1.9) OBP: 0.357, SLG: 0.477		0-0 F7		0-0 1B		0-0 PB HR 1B		0-0 2B		4 1 3 0 0 0 0																										
Frank Howard, R (1.7) OBP: 0.350, SLG: 0.446		0-0 BB 1B		0-0 F7		0-0 1-H HR		0-3 K		4 1 2 2 0 1 2																										
Don Lock, R (1.8) OBP: 0.360, SLG: 0.448		4-0 1-2 BB		0-0 1-3		4-0 1B BB		0-3 K		2 0 0 0 2 1 2																										
Ken Harrelson, R (1.3) OBP: 0.309, SLG: 0.346		0-0 F7			0-0 5-3		0-0 1-2 1B		4-0 BB	3 0 1 0 1 0 2																										
Paul Casanova, R (1.2) OBP: 0.258, SLG: 0.388		0-0 F7			0-0 F8		0-0 F4		0-0 F9	4 0 0 0 0 0 6																										
Jim Hannan, R (1.1) Bob Humphreys, R (3.1) Dick Lines, L (7.1) Ron Kline, R (8.1) Jim King, L (9. PH)			0-0 G4-3 1B		4-0 2B BB		0-0 F4		0-3 K	0 0 0 0 0 0 0 1 0 1 0 1 0 0 1 0 0 0 0 0 2 0 0 0 0 0 0 0 0 0 0 0 0 0 0 1 0 0 0 0 1 0																										
Inning Stats	R: 0 E: 0 K: 0 S: 3	H: 0 LOB: 0 BB: 0 P: 3	R: 0 E: 0 K: 0 S: 4	H: 1 LOB: 2 BB: 1 P: 8	R: 0 E: 0 K: 1 S: 6	H: 1 LOB: 1 BB: 0 P: 6	R: 0 E: 0 K: 0 S: 4	H: 1 LOB: 2 BB: 1 P: 8	R: 2 E: 0 K: 2 S: 7	H: 3 LOB: 2 BB: 1 P: 10		R: 0 E: 0 K: 2 S: 8	H: 0 LOB: 0 BB: 0 P: 7	R: 0 E: 0 K: 2 S: 8	H: 1 LOB: 2 BB: 1 P: 12	R: 0 E: 0 K: 2 S: 8	H: 1 LOB: 1 BB: 0 P: 8	1B: 6 2B: 2 3B: 0 HR: 1	SF: 0 SAC: 0 DP: 1 HBP: 0	WP: 0 PB: 1 SB: 0 CS: 0	PA: 39															
PITCHER	IP WLS BF H R ER SO BB IBB HBP BLK WP HR S P ERA WHIP																																			
Dennis Bennett, L (1.1) ERA: 1.88	5.1	25	7	2	2	1	3	0	0	0	0	0	1	24	36	3.38	1.875																			
Don McMahon, R (6.1) ERA: 2.46	3.2	W	14	2	0	0	6	1	0	0	0	0	0	25	29	0.00	0.818																			

Batter	1	2	3	4	5	6	7	8	9	AB	R	H	RBI	BB	SO	LOB	TOP																	
Ed Brinkman, R (1.6)										5	1	2	1	0	1	2	<p>Washington Senators @ Kansas City Athletics Municipal Stadium, Kansas City, MO Mon Aug 01 1966, 8:05 PM EDT Att: 3,706 - Unknown</p> <p>livebaseballscorecards.com</p> <p>AB 36 R 6 H 10 RBI 4 BB 3 SO 7 LOB 20</p>																	
Bob Saverine, S (1.4)										4	0	2	0	1	1	2																		
Ken McMullen, R (1.5)										3	0	0	1	0	1	3																		
Fred Valentine, S (1.9)										5	1	2	0	0	2	3																		
Frank Howard, R (1.7)										3	1	1	1	0	0	2																		
Willie Kirkland, L (6.7)										2	1	0	0	0	0	2																		
Don Lock, R (1.8)										3	0	0	0	1	1																			
Ken Harrelson, R (1.3)										3	1	1	0	1	0	0																		
Paul Casanova, R (1.2)										4	1	2	1	0	0	1																		
Barry Moore, L (1.1)										3	0	0	0	0	0	2																		
Casey Cox, R (7.1)										0	0	0	0	0	0	0																		
Jim King, L (8. PH)										0	0	0	0	0	0	0																		
Ken Hamlin, R (8. PH)										1	0	0	0	0	0	2																		
Ron Kline, R (8.1)										0	0	0	0	0	0	0																		
Inning Stats	R: 1 E: 0 K: 2 S: 8	H: 1 LOB: 0 BB: 0 P: 8	R: 0 E: 0 K: 0 S: 3	H: 0 LOB: 0 BB: 0 P: 3	R: 1 E: 0 K: 0 S: 5	H: 2 LOB: 1 BB: 0 P: 5	R: 2 E: 1 K: 1 S: 8	H: 3 LOB: 1 BB: 0 P: 8	R: 0 E: 1 K: 1 S: 7	H: 1 LOB: 2 BB: 0 P: 7	R: 0 E: 0 K: 1 S: 5	H: 0 LOB: 0 BB: 0 P: 5	R: 0 E: 0 K: 1 S: 8	H: 1 LOB: 1 BB: 0 P: 8	R: 2 E: 1 K: 0 S: 5	H: 2 LOB: 2 BB: 2 P: 13	R: 0 E: 0 K: 0 S: 3	H: 0 LOB: 1 BB: 1 P: 7	1B: 4 2B: 3 3B: 3 HR: 0	SF: 1 SAC: 0 DP: 0 HBP: 0	WP: 0 PB: 0 SB: 1 CS: 0	PA: 41												
PITCHER	IP WLS BF H R ER SO BB IBB HBP BLK WP HR S P ERA WHIP																																	
Ralph Terry, R (1.1)	5.0	23	7	4	3	4	0	0	0	0	0	0	0	0	31	31	5.40	1.400																
Paul Lindblad, L (6.1)	2.0	7	1	0	0	3	0	0	0	0	0	0	0	0	13	13	0.00	0.500																
Wes Stock, R (8.1)	0.1	L	5	2	2	1	0	2	0	0	0	0	0	0	3	11	27.00	12.000																
Joe Grzenda, L (8.1)	1.2	6	0	0	0	0	1	0	0	0	0	0	0	5	9	0.00	0.600																	

Batter	1	2	3	4	5	6	7	8	9	AB	R	H	RBI	BB	SO	LOB	BOTTOM																	
Bert Campaneris, R (1.6)										5	1	1	2	0	0	2	<p>Washington Senators @ Kansas City Athletics Municipal Stadium, Kansas City, MO Mon Aug 01 1966, 8:05 PM EDT Att: 3,706 - Unknown</p> <p>livebaseballscorecards.com</p> <p>AB 32 R 4 H 8 RBI 4 BB 5 SO 4 LOB 12</p>																	
Jim Gosger, L (1.7)										5	0	1	1	0	3	1																		
Mike Hershberger, R (1.9)										2	1	2	0	2	0	0																		
Roger Repoz, L (1.8)										3	0	1	1	1	0	3																		
Danny Cater, R (1.3)										4	0	1	0	0	0	3																		
Ed Charles, R (1.5)										4	0	0	0	0	0	2																		
Dick Green, R (1.4)										3	0	0	0	0	0	0																		
Phil Roof, R (1.2)										4	1	1	0	0	1	1																		
Ralph Terry, R (1.1)										0	0	0	0	1	0	0																		
Joe Niekirk, R (5. PH)										1	0	0	0	0	0	0																		
Paul Lindblad, L (6.1)										0	0	0	0	0	0	0																		
Cassie Chastain, R (7. PH)										0	0	0	0	0	0	0																		
Wes Stock, R (8.1)										0	0	0	0	0	0	0																		
Joe Grzenda, R (8.1)										0	0	0	0	0	0	0																		
Larry Stahl, L (8. PH)										1	0	0	0	0	0	0																		
Inning Stats	R: 0 E: 0 K: 0 S: 3	H: 0 LOB: 1 BB: 1 P: 7	R: 0 E: 0 K: 0 S: 3	H: 0 LOB: 0 BB: 0 P: 3	R: 0 E: 0 K: 1 S: 5	H: 0 LOB: 1 BB: 1 P: 9	R: 0 E: 0 K: 0 S: 2	H: 0 LOB: 1 BB: 2 P: 10	R: 0 E: 0 K: 0 S: 4	H: 1 LOB: 1 BB: 0 P: 4	R: 1 E: 0 K: 1 S: 6	H: 2 LOB: 0 BB: 0 P: 6	R: 3 E: 0 K: 0 S: 7	H: 4 LOB: 2 BB: 1 P: 11	R: 0 E: 0 K: 1 S: 6	H: 1 LOB: 0 BB: 0 P: 6	R: 0 E: 0 K: 1 S: 5	H: 0 LOB: 0 BB: 0 P: 5	1B: 6 2B: 1 3B: 1 HR: 0	SF: 0 SAC: 1 DP: 2 HBP: 0	WP: 0 PB: 0 SB: 0 CS: 0	PA: 38												
PITCHER	IP WLS BF H R ER SO BB IBB HBP BLK WP HR S P ERA WHIP																																	
Barry Moore, L (1.1)	6.2	29	6	4	4	2	5	0	0	0	0	0	0	0	28	48	5.40	1.650																
Casey Cox, R (7.1)	0.1	W	2	1	0	0	0	0	0	0	0	0	0	2	2	0.00	3.000																	
Ron Kline, R (8.1)	2.0	S	7	1	0	0	2	0	0	0	0	0	0	11	11	0.00	0.500																	

Batter	1	2	3	4	5	6	7	8	9	AB	R	H	RBI	BB	SO	LOB	TOP								
Ed Brinkman, R <small>OBP: 0.284, SLG: 0.378</small> (1, 6)										5	2	1	0	0	0	1	Washington Senators @ Kansas City Athletics Municipal Stadium, Kansas City, MO Tue Aug 02 1966, 8:05 PM EDT Att: 6,396 - Unknown 								
Bob Saverine, S <small>OBP: 0.306, SLG: 0.365</small> (1, 4)										4	0	0	0	0	1	1									
Ken McMullen, R <small>OBP: 0.301, SLG: 0.369</small> (1, 5)										3	0	2	2	1	0	0									
Frank Howard, R <small>OBP: 0.351, SLG: 0.446</small> Pete Richtert, L <small>OBP: 0.097, SLG: 0.097</small> Casey Cox, R <small>(7, 1)</small>										2	0	0	0	2	0	1									
Don Lock, R <small>OBP: 0.358, SLG: 0.441</small> (1, 8)										4	1	1	0	0	1	5									
Willie Kirkland, L <small>OBP: 0.256, SLG: 0.313</small> (7, 7)										4	0	1	0	0	0	0									
Ken Harrelson, R <small>OBP: 0.313, SLG: 0.345</small> (1, 3)										3	0	1	1	1	0	0									
Paul Casanova, R <small>OBP: 0.256, SLG: 0.387</small> (1, 2)										4	0	0	0	0	3	3									
Frank Kreutzer, R <small>(1, 1)</small>										2	0	0	0	0	2	3									
Bob Humphreys, R <small>OBP: 0.625, SLG: 0.400</small> Jim King, L <small>OBP: 0.337, SLG: 0.388</small> <small>(7, 9)</small> <small>(7, 9)</small>										0	0	0	0	0	0	0									
Inning Stats	R: 0 E: 0 K: 0 S: 3	H: 0 LOB: 0 BB: 0 P: 3	R: 1 E: 0 K: 1 S: 8	H: 3 LOB: 2 BB: 0 P: 8	R: 0 E: 0 K: 1 S: 5	H: 0 LOB: 2 BB: 2 P: 13	R: 0 E: 0 K: 2 S: 7	H: 0 LOB: 1 BB: 1 P: 11	R: 1 E: 0 K: 0 S: 5	H: 2 LOB: 1 BB: 0 P: 5	R: 0 E: 0 K: 1 S: 5	H: 0 LOB: 0 BB: 0 P: 5	R: 1 E: 1 K: 1 S: 7	H: 1 LOB: 2 BB: 1 P: 11	R: 0 E: 0 K: 1 S: 5	H: 0 LOB: 0 BB: 0 P: 5	R: 0 E: 0 K: 0 S: 3	H: 0 LOB: 0 BB: 0 P: 3	R: 0 E: 0 K: 0 S: 3	H: 0 LOB: 0 BB: 0 P: 3	1B: 4 2B: 2 3B: 0 HR: 0	SF: 0 SAC: 1 DP: 0 HBP: 0	WP: 0 PB: 0 SB: 1 CS: 0	PA: 38	
PITCHER	IP WLS BF H R ER SO BB IBB HBP BLK WP HR S P ERA WHIP																								
Lew Krausse, R <small>ERA: 2.9</small> Jack Aker, R <small>ERA: 1.82</small>	(1, 1)	6.2 W 31	H 6 R 3 ER 2 SO 5	BB 4 IBB 0 HBP 0 BLK 0	WP 0 HR 0 S 37 P 53	ERA 2.70 WHIP 1.500																			

Batter	1	2	3	4	5	6	7	8	9	AB	R	H	RBI	BB	SO	LOB	BOTTOM								
Bert Campaneris, R <small>OBP: 0.317, SLG: 0.414</small> (1, 6)										3	1	1	2	2	1	1	Washington Senators @ Kansas City Athletics Municipal Stadium, Kansas City, MO Tue Aug 02 1966, 8:05 PM EDT Att: 6,396 - Unknown 								
Jim Gosger, L <small>OBP: 0.322, SLG: 0.359</small> (1, 7)										4	0	1	0	0	2	3									
Mike Hershberger, R <small>OBP: 0.322, SLG: 0.366</small> (1, 9)										4	1	2	0	0	0	1									
Roger Repoz, L <small>OBP: 0.350, SLG: 0.408</small> (1, 8)										4	0	1	1	0	3	2									
Danny Cater, R <small>OBP: 0.281, SLG: 0.363</small> (1, 3)										4	0	1	0	0	0	2									
Ed Charles, R <small>OBP: 0.308, SLG: 0.422</small> (1, 5)										4	1	1	0	0	2	2									
Dick Green, R <small>OBP: 0.299, SLG: 0.360</small> (1, 4)										4	1	1	0	0	0	0									
Phil Roof, R <small>OBP: 0.304, SLG: 0.377</small> (1, 2)										4	0	3	0	0	0	1									
Lew Krausse, R <small>OBP: 0.200, SLG: 0.148</small> Jack Aker, R <small>OBP: 0.091, SLG: 0.182</small> (7, 1)										2	0	0	0	0	0	2									
Inning Stats	R: 1 E: 0 K: 1 S: 8	H: 3 LOB: 2 BB: 0 P: 8	R: 0 E: 0 K: 1 S: 6	H: 1 LOB: 1 BB: 1 P: 10	R: 0 E: 0 K: 1 S: 5	H: 0 LOB: 0 BB: 0 P: 5	R: 0 E: 0 K: 1 S: 6	H: 1 LOB: 1 BB: 0 P: 6	R: 3 E: 1 K: 0 S: 7	H: 4 LOB: 1 BB: 0 P: 7	R: 0 E: 0 K: 1 S: 5	H: 0 LOB: 0 BB: 0 P: 5	R: 0 E: 0 K: 1 S: 6	H: 1 LOB: 1 BB: 0 P: 6	R: 0 E: 0 K: 1 S: 6	H: 1 LOB: 1 BB: 0 P: 6		1B: 6 2B: 2 3B: 2 HR: 1	SF: 0 SAC: 2 DP: 0 HBP: 0	WP: 0 PB: 0 SB: 0 CS: 0	PA: 37				
PITCHER	IP WLS BF H R ER SO BB IBB HBP BLK WP HR S P ERA WHIP																								
Frank Kreutzer, L <small>ERA: 3.86</small> Bob Humphreys, R <small>ERA: 3.5</small> Casey Cox, R <small>ERA: 3.16</small>	(1, 1)	5.0 L 25	H 8 R 3 ER 3 SO 6	BB 2 IBB 0 HBP 0 BLK 0	WP 0 HR 0 S 35 P 43	ERA 5.40 WHIP 2.000																			

Batter	1	2	3	4	5	6	7	8	9	AB	R	H	RBI	BB	SO	LOB	TOP								
Ed Brinkman, R (1.6)	5-3		FC6-4 BB 1B	4-3		F8			F4	5	1	0	0	0	0	2	Washington Senators @ Kansas City Athletics Municipal Stadium, Kansas City, MO Wed Aug 03 1966, 8:05 PM EDT Att: 7,918 - Unknown								
Bob Saverine, S (1.4)	4-3		F7		6-3				K	5	0	1	0	0	1	1									
Ken McMullen, R (1.5)	5-3		BB 1B		F7				P3-1 1B	4	1	1	0	0	0	1									
Fred Valentine, S (1.9)		4-3	1B 1-2 2-3 BB		F9				F2	3	0	0	0	1	0	0									
Frank Howard, R (1.7) Dick Lines, R (8.1)	F7					5-3			3-1	4	0	1	2	0	0	0									
Ron Kline, R (8.1)			1-3 2-H 3-H 1B							0	0	0	0	0	0	0									
Don Lock, R (1.8)			1B			1B WP 2B BB			K	2	1	1	0	2	1	0									
Ken Harrelson, R (1.3)			1B			BB				4	0	2	0	0	2	4									
Paul Casanova, R (1.2)	6-3				5-3				F9	4	1	1	0	0	0	3									
Pete Richert, L (1.1) Dick Nen, L (6, PH) Bob Humphreys, R (8.1) Willie Kirkland, L (8.7)						2B 1B			F5	2	0	1	0	0	1	0									
Inning Stats	R: 0 E: 0 K: 0 S: 3	H: 0 LOB: 0 BB: 0 P: 3	R: 0 E: 0 K: 0 S: 5	H: 2 LOB: 2 BB: 0 P: 5	R: 2 E: 0 K: 1 S: 8	H: 3 LOB: 3 BB: 2 P: 16	R: 0 E: 0 K: 1 S: 5	H: 0 LOB: 0 BB: 0 P: 5	R: 0 E: 0 K: 0 S: 3	H: 0 LOB: 0 BB: 0 P: 3	R: 2 E: 0 K: 1 S: 7	H: 2 LOB: 1 BB: 1 P: 11	R: 0 E: 0 K: 0 S: 3	H: 1 LOB: 0 BB: 0 P: 3	R: 0 E: 0 K: 1 S: 6	H: 1 LOB: 1 BB: 0 P: 6	R: 0 E: 0 K: 1 S: 5	H: 0 LOB: 0 BB: 0 P: 5	1B: 7 2B: 3 3B: 0 HR: 0	SF: 0 SAC: 0 DP: 1 HBP: 0	WP: 1 PB: 0 SB: 0 CS: 0	PA: 38			
PITCHER	IP	WLS	BF	H	R	ER	SO	BB	IBB	HBP	BLK	WP	HR	S	P	ERA	WHIP								
Blue Moon Odom, R (1.1) Wes Stock, R (7.1) Ken Sanders, R (8.1)	6.0 1.0 2.0	L	28 3 7	7 1 1	4 0 0	4 0 0	3 0 2	3 0 0	0 0 0	0 0 0	0 0 0	1 0 0	0 3 11	31 3 11	43 3 11	0.00 0.00 0.00	1.667 1.000 0.500								

Batter	1	2	3	4	5	6	7	8	9	AB	R	H	RBI	BB	SO	LOB	BOTTOM								
Bert Campaneris, R (1.6)	S 2B 1B		K			F8			F2	5	1	1	0	0	1	5	Washington Senators @ Kansas City Athletics Municipal Stadium, Kansas City, MO Wed Aug 03 1966, 8:05 PM EDT Att: 7,918 - Unknown								
Jim Gosger, L (1.7) Ossie Chavarria, R (8, PH) Tim Talton, L (9, PH)	F1		4-3			3-1			6-3	3	0	0	0	0	0	1									
Mike Hershberger, R (1.9)			F8			F9				4	0	1	1	0	0	1									
Roger Repoz, L (1.8)	F6					F8			F7	4	0	0	0	0	1	2									
Danny Cater, R (1.3)	F3					5-3				4	1	2	0	0	0	1									
Ed Charles, R (1.5)						F8 6-3 2B			F8	4	0	0	0	0	1	2									
Dick Green, R (1.4)						5-3			F9	3	0	1	0	1	0	2									
Phil Roof, R (1.2) Ernie Fazio, R (9, PR)						F8			K	4	1	2	1	0	1	2									
Blue Moon Odom, R (1.1) Wes Stock, R (7.1)						F8				4	0	1	1	0	0	3									
Don Blasingame, L (7, PH) Ken Sanders, R (8.1) Larry Stahl, L (9, PH)	F2					6-3			1B	0	0	0	0	0	0	0									
Blue Moon Odom, R (1.1) Wes Stock, R (7.1)	F1					1-3				2	0	0	0	0	0	0									
Inning Stats	R: 1 E: 0 K: 0 S: 5	H: 2 LOB: 1 BB: 0 P: 5	R: 0 E: 0 K: 1 S: 7	H: 2 LOB: 2 BB: 0 P: 7	R: 0 E: 0 K: 1 S: 5	H: 0 LOB: 0 BB: 0 P: 5	R: 1 E: 0 K: 0 S: 4	H: 1 LOB: 1 BB: 1 P: 8	R: 0 E: 0 K: 0 S: 3	H: 0 LOB: 0 BB: 0 P: 3	R: 0 E: 0 K: 0 S: 3	H: 0 LOB: 0 BB: 0 P: 3	R: 1 E: 0 K: 0 S: 3	H: 1 LOB: 1 BB: 1 P: 7	R: 0 E: 0 K: 0 S: 4	H: 1 LOB: 2 BB: 1 P: 8	R: 0 E: 0 K: 1 S: 7	H: 2 LOB: 2 BB: 0 P: 7	1B: 6 2B: 3 3B: 0 HR: 1	SF: 0 SAC: 0 DP: 1 HBP: 0	WP: 0 PB: 0 SB: 1 CS: 0	PA: 38			
PITCHER	IP	WLS	BF	H	R	ER	SO	BB	IBB	HBP	BLK	WP	HR	S	P	ERA	WHIP								
Pete Richert, L (1.1) Bob Humphreys, R (6.1) Dick Lines, L (8.1) Ron Kline, R (8.1)	5.0 2.0 0.0 2.0	W	21 7 1 9	5 1 0 3	2 1 0 0	2 1 0 0	2 0 0 1	2 1 0 0	2 0 0 0	2 0 0 0	2 0 0 0	2 0 0 0	24 6 0 11	28 10 4 11	3.60 4.50 ∞ 0.00	1.200 1.000 ∞ 1.500									

Batter	1	2	3	4	5	6	7	8	9	AB	R	H	RBI	BB	SO	LOB	TOP					
Ed Brinkman, R (1, 6) OBP: 0.280, SLG: 0.372	F9		K				FC5-2 2B			4	0	1	0	0	1	2	Washington Senators @ Kansas City Athletics Municipal Stadium, Kansas City, MO Thu Aug 04 1966, 4:33 AM EDT Att: 5,545 - Unknown					
Bob Saverine, S (1, 4) OBP: 0.311, SLG: 0.378	SF8 3B		F7			1B	2B			3	1	2	1	1	0	0						
Ken McMullen, R (1, 5) OBP: 0.298, SLG: 0.364	SF8			4-3		L7	5-3			3	0	0	1	0	4							
Fred Valentine, S (1, 9) OBP: 0.353, SLG: 0.470	F4			4-3		F5		K		4	0	0	0	0	1	2						
Frank Howard, R (1, 7) OBP: 0.349, SLG: 0.440		E5 FC4-6		WP BB		5-3		1-6-3		3	0	0	0	1	0	2						
Don Lock, R (1, 8) OBP: 0.361, SLG: 0.439		K		F3			1B 2B	K		4	1	1	0	0	2	2						
Ken Harrelson, R (1, 3) OBP: 0.314, SLG: 0.349		K			F9		2B FC5-2 1B	F8		4	0	1	0	0	1	1						
Paul Casanova, R (1, 2) OBP: 0.256, SLG: 0.383					F9					2	0	0	0	0	0	1						
Jim King, L (7, PH) OBP: 0.340, SLG: 0.395	FC4-6						FC5-2 2B 2B			1	1	1	1	0	0	0						
Jim French, L (7, 2) OBP: 0.364, SLG: 0.222								G4-6-3 1B		1	0	1	0	0	0	0						
Phil Ortega, R (1, 1) OBP: 0.140, SLG: 0.053			6-3							1	0	0	0	0	0	0						
Mike McCormick, L (4, 1) OBP: 0.265, SLG: 0.348					4-3			G4-6-3 1B		1	0	0	0	0	0	0						
Dick Nen, L (7, PH) OBP: 0.281, SLG: 0.276										1	0	0	0	0	1	2						
Dick Lines, R (7, 1) OBP: 0.282, SLG: 0.308										0	0	0	0	0	0	0						
Willie Kirkland, L (9, PH) OBP: 0.252, SLG: 0.308										1	0	0	0	0	0	1						
Inning Stats	R: 1 E: 0 K: 0 S: 4	H: 1 LOB: 0 BB: 0 P: 4	R: 0 E: 1 K: 2 S: 8	H: 0 LOB: 1 BB: 0 P: 8	R: 0 E: 0 K: 1 S: 5	H: 0 LOB: 0 BB: 0 P: 5	R: 0 E: 0 K: 0 S: 3	H: 0 LOB: 0 BB: 0 P: 7	R: 0 E: 0 K: 0 S: 3	H: 0 LOB: 0 BB: 0 P: 3	R: 0 E: 0 K: 0 S: 4	H: 1 LOB: 2 BB: 1 P: 8	R: 2 E: 0 K: 1 S: 9	H: 4 LOB: 2 BB: 0 P: 9	R: 0 E: 0 K: 2 S: 7	H: 0 LOB: 0 BB: 0 P: 7	R: 0 E: 0 K: 0 S: 3	H: 1 LOB: 0 BB: 0 P: 3	1B: 4 2B: 2 3B: 1 HR: 0	SF: 1 SAC: 0 DP: 1 HBP: 0	WP: 1 PB: 0 SB: 0 CS: 0	PA: 36
PITCHER	IP WLS BF H R ER SO BB IBB HBP BLK WP HR S P ERA WHIP																					
Jim Nash, R (1, 1) ERA: 2.65	6.2 W 29 6 3 3 4 2 0 0 0 0 1 0 35 43 4.05 1.200																					
Jack Aker, R (7, 1) ERA: 1.77	2.1 S 7 1 0 0 2 0 0 0 0 0 0 0 11 11 0.00 0.429																					

Batter	1	2	3	4	5	6	7	8	9	AB	R	H	RBI	BB	SO	LOB	BOTTOM			
Bert Campaneris, R (1, 6) OBP: 0.318, SLG: 0.414	F9 1B 2B		K				4-3			4	1	2	0	0	1	0	Washington Senators @ Kansas City Athletics Municipal Stadium, Kansas City, MO Thu Aug 04 1966, 4:33 AM EDT Att: 5,545 - Unknown			
Jim Gosger, L (1, 7) OBP: 0.318, SLG: 0.353	F9			1-2 2-3						2	0	0	0	1	1	4				
Ossie Chavarria, R (7, PH) OBP: 0.300, SLG: 0.267										0	0	0	0	1	0	0				
Larry Stahl, L (8, 7) OBP: 0.287, SLG: 0.377							FC5-4 BB			0	0	0	0	0	0	0				
Mike Hershberger, R (1, 9) OBP: 0.321, SLG: 0.366			F9		F7		FC5-4 1-2			4	0	1	1	0	0	5				
Roger Repoz, L (1, 8) OBP: 0.339, SLG: 0.393	K			4-3			F8			4	0	0	0	0	2	2				
Danny Cater, R (1, 3) OBP: 0.283, SLG: 0.367	F7				5-3			6-3		4	1	1	0	0	0	1				
Ed Charles, R (1, 5) OBP: 0.314, SLG: 0.420			F3					L6-3 1B		3	1	1	0	1	1	0				
Dick Green, R (1, 4) OBP: 0.301, SLG: 0.367			F5					L6-3 1-2		3	1	0	0	1	0	1				
Phil Roof, R (1, 2) OBP: 0.304, SLG: 0.374			F8							3	0	1	2	0	0	0				
Jim Nash, R (1, 1) OBP: 0.091, SLG: 0.136										3	0	1	1	0	1	0				
Jack Aker, R (7, 1) OBP: 0.091, SLG: 0.162			K							0	0	0	0	0	0	0				
Inning Stats	R: 1 E: 0 K: 1 S: 7	H: 2 LOB: 1 BB: 0 P: 7	R: 0 E: 0 K: 0 S: 3	H: 0 LOB: 0 BB: 0 P: 3	R: 0 E: 0 K: 2 S: 7	H: 0 LOB: 1 BB: 1 P: 11	R: 3 E: 0 K: 1 S: 9	H: 4 LOB: 3 BB: 2 P: 17	R: 0 E: 0 K: 2 S: 7	H: 0 LOB: 0 BB: 0 P: 7	R: 0 E: 0 K: 0 S: 3	H: 0 LOB: 0 BB: 0 P: 3	R: 0 E: 0 K: 0 S: 3	H: 0 LOB: 1 BB: 1 P: 7	R: 0 E: 0 K: 0 S: 3	H: 1 LOB: 0 BB: 0 P: 3	1B: 6 2B: 2 3B: 0 HR: 0	SF: 0 SAC: 0 DP: 1 HBP: 0	WP: 0 PB: 0 SB: 0 CS: 0	PA: 34
PITCHER	IP WLS BF H R ER SO BB IBB HBP BLK WP HR S P ERA WHIP																			
Phil Ortega, R (1, 1) ERA: 4.14	3.1 L 18 5 4 4 3 0 0 0 0 0 0 0 15 15 10.80 2.400																			
Mike McCormick, L (4, 1) ERA: 3.74	2.2 9 1 0 0 3 0 0 0 0 0 0 0 15 15 0.00 0.375																			
Dick Lines, L (7, 1) ERA: 2.45	2.0 7 1 0 0 0 1 0 0 0 0 0 0 6 10 0.00 1.000																			

Batter	1	2	3	4	5	6	7	8	9	AB	R	H	RBI	BB	SO	LOB	TOP						
Ed Brinkman, R OBP: 0.279, SLG: 0.370 (1, 6)										5	1	1	0	0	1	3	Washington Senators @ Baltimore Orioles Memorial Stadium, Baltimore, MD Fri Aug 05 1966, 7:05 PM EDT Att: 14,618 - Unknown						
Bob Savarin, S OBP: 0.309, SLG: 0.374 (1, 4)										5	0	1	0	0	0	4							
Ken McMullen, R OBP: 0.301, SLG: 0.375 (1, 5)										5	1	3	2	0	0	0							
Fred Valentine, S OBP: 0.358, SLG: 0.479 (1, 9)										3	1	2	1	1	0	2							
Frank Howard, R OBP: 0.351, SLG: 0.439 Willie Kirkland, L OBP: 0.250, SLG: 0.305 (7, PR) (7, 7)										3	0	1	0	1	0	4							
Don Lock, R OBP: 0.362, SLG: 0.438 (1, 8)										3	1	1	0	1	2	3							
Ken Harrelson, R OBP: 0.313, SLG: 0.346 (1, 3)										3	0	0	0	1	1	4							
Paul Casanova, R OBP: 0.260, SLG: 0.388 (1, 2)										4	0	2	1	0	0	1							
Jim Hannan, R OBP: 0.095, SLG: 0.050 Bob Humphreys, R OBP: 0.455, SLG: 0.250 Ron Kline, R OBP: 0.400, SLG: 0.250 (9, 1)										1	0	0	0	0	1	0							
Inning Stats	R: 3 E: 0 K: 1 S: 9	H: 4 LOB: 1 BB: 0 P: 9	R: 0 E: 0 K: 1 S: 5	H: 0 LOB: 0 BB: 0 P: 5	R: 0 E: 0 K: 0 S: 4	H: 2 LOB: 1 BB: 0 P: 4	R: 0 E: 0 K: 0 S: 4	H: 1 LOB: 1 BB: 0 P: 4	R: 0 E: 0 K: 0 S: 4	H: 1 LOB: 2 BB: 1 P: 8	R: 1 E: 0 K: 1 S: 6	H: 1 LOB: 2 BB: 2 P: 14	R: 0 E: 0 K: 2 S: 8	H: 1 LOB: 2 BB: 1 P: 12	R: 0 E: 0 K: 1 S: 6	H: 1 LOB: 1 BB: 0 P: 6		R: 0 E: 0 K: 0 S: 2	H: 0 LOB: 0 BB: 0 P: 3	1B: 8 2B: 1 3B: 0 HR: 2	SF: 0 SAC: 0 DP: 1 HBP: 1	WP: 0 PB: 0 CS: 1	PA: 41
PITCHER	IP	WLS	BF	H	R	ER	SO	BB	IBB	HBP	BLK	WP	HR	S	P	ERA		WHIP					
Eddie Watt, R ERA: 3.48 (1, 1)	5.0	L	25	8	4	4	2	3	0	0	0	0	2	26	38	7.20	2.200						
Dick Hall, R ERA: 2.79 (6, 1)	2.0		9	2	0	0	3	1	0	0	0	0	0	14	18	0.00	1.500						
Stu Miller, R ERA: 1.92 (8, 1)	2.0		7	1	0	0	1	0	0	1	0	0	0	8	9	0.00	0.500						

Batter	1	2	3	4	5	6	7	8	9	AB	R	H	RBI	BB	SO	LOB	BOTTOM						
Luis Aparicio, R OBP: 0.295, SLG: 0.375 (1, 6)										3	1	1	0	1	2	2	Washington Senators @ Baltimore Orioles Memorial Stadium, Baltimore, MD Fri Aug 05 1966, 7:05 PM EDT Att: 14,618 - Unknown						
Russ Snyder, L OBP: 0.376, SLG: 0.413 (1, 8)										3	1	0	0	1	1	2							
Frank Robinson, R OBP: 0.411, SLG: 0.630 (1, 7)										4	0	0	0	0	1	3							
Brooks Robinson, R OBP: 0.351, SLG: 0.495 (1, 5)										3	0	0	0	1	0	0							
Boog Powell, L OBP: 0.380, SLG: 0.535 (1, 3)										4	0	0	1	0	1	1							
Sam Bowens, R OBP: 0.273, SLG: 0.383 (1, 9)										4	0	0	0	0	2	1							
Davey Johnson, R OBP: 0.285, SLG: 0.336 (1, 4)										2	0	0	0	1	1	0							
Andy Etchebarren, R OBP: 0.315, SLG: 0.413 Woodie Held, R OBP: 0.314, SLG: 0.318 Stu Miller, R OBP: 0.083, SLG: 0.083 (8, 1)										2	0	0	0	0	1	1							
Eddie Watt, R OBP: 0.235, SLG: 0.353 Dick Hall, R OBP: 0.143, SLG: 0.143 Vic Roznovsky, L OBP: 0.338, SLG: 0.353 (8, 2)										1	0	0	0	0	0	0							
Inning Stats	R: 2 E: 0 K: 1 S: 5	H: 0 LOB: 1 BB: 3 P: 17	R: 0 E: 0 K: 1 S: 5	H: 0 LOB: 1 BB: 1 P: 9	R: 0 E: 0 K: 0 S: 3	H: 0 LOB: 0 BB: 0 P: 3	R: 0 E: 0 K: 2 S: 7	H: 0 LOB: 0 BB: 0 P: 7	R: 0 E: 0 K: 2 S: 8	H: 1 LOB: 1 BB: 0 P: 8	R: 0 E: 0 K: 1 S: 5	H: 0 LOB: 0 BB: 0 P: 5	R: 0 E: 0 K: 1 S: 5	H: 0 LOB: 0 BB: 0 P: 5	R: 0 E: 0 K: 1 S: 6	H: 1 LOB: 1 BB: 0 P: 6		R: 0 E: 0 K: 0 S: 3	H: 0 LOB: 0 BB: 0 P: 3	1B: 2 2B: 0 3B: 0 HR: 0	SF: 0 SAC: 0 DP: 0 HBP: 0	WP: 1 PB: 0 CS: 0	PA: 33
PITCHER	IP	WLS	BF	H	R	ER	SO	BB	IBB	HBP	BLK	WP	HR	S	P	ERA		WHIP					
Jim Hannan, R ERA: 4.4 (1, 1)	1.0		7	0	2	2	1	4	0	0	0	0	0	5	21	18.00	4.000						
Bob Humphreys, R ERA: 3.23 (2, 1)	7.0	W	23	2	0	0	8	0	0	0	0	0	0	39	39	0.00	0.286						
Ron Kline, R ERA: 2.78 (9, 1)	1.0	S	3	0	0	0	0	0	0	0	0	0	0	3	3	0.00	0.000						



Batter	1	2	3	4	5	6	7	8	9	AB	R	H	RBI	BB	SO	LOB	TOP
Ed Brinkman, R OBP: 0.279, SLG: 0.369	F9		F9		S 1B			F8		4	0	1	0	0	0	0	Washington Senators @ Baltimore Orioles Memorial Stadium, Baltimore, MD Sat Aug 06 1966, 7:05 PM EDT Att: 25,963 - Unknown livebaseballscorecards.com
Bob Saverine, S OBP: 0.304, SLG: 0.368	4-3		F9		K			K		4	0	0	0	0	2	1	
Ken McMullen, R OBP: 0.303, SLG: 0.379	2B 1B							F9		4	0	2	0	0	0	1	
Fred Valentine, S OBP: 0.359, SLG: 0.482										4	0	2	0	0	1	1	
Frank Howard, R OBP: 0.347, SLG: 0.434	4-3									4	0	0	0	0	0	3	
Don Lock, R OBP: 0.361, SLG: 0.435										4	0	1	0	0	2	0	
Ken Harrelson, R OBP: 0.313, SLG: 0.346										3	0	1	0	0	1	1	
Paul Casanova, R OBP: 0.257, SLG: 0.384										3	0	0	0	0	0	2	
Barry Moore, L OBP: 0.091, SLG: 0.091										2	0	0	0	0	1	1	
Casey Cox, R OBP: 0.261, SLG: 0.280										0	0	0	0	0	0	0	
Dick Lines, R										0	0	0	0	0	0	0	
Inning Stats	R: 0 E: 0 K: 0 S: 5	H: 2 LOB: 2 BB: 0 P: 5	R: 0 E: 0 K: 2 S: 8	H: 1 LOB: 1 BB: 0 P: 8	R: 0 E: 0 K: 1 S: 6	H: 1 LOB: 1 BB: 0 P: 6	R: 0 E: 0 K: 1 S: 6	H: 0 LOB: 0 BB: 0 P: 5	R: 0 E: 0 K: 1 S: 3	H: 0 LOB: 0 BB: 0 P: 3	R: 0 E: 0 K: 0 S: 3	H: 1 LOB: 0 BB: 0 P: 3	1B: 5 2B: 2 3B: 0 HR: 0	SF: 0 SAC: 0 DP: 1 HBP: 0	WP: 1 PB: 0 SB: 1 CS: 1	PA: 33	
PITCHER Dave McNally, L ERA: 2.75	IP: 9.0 WLS: W BF: 33 H: 7 R: 0 ER: 0 SO: 7 BB: 0 IBB: 0 HBP: 0 BLK: 0 WP: 1 HR: 0 S: 47 P: 47 ERA: 0.00 WHIP: 0.778																

Batter	1	2	3	4	5	6	7	8	9	AB	R	H	RBI	BB	SO	LOB	BOTTOM			
Luis Aparicio, R OBP: 0.295, SLG: 0.376	1B 2B									4	1	1	0	0	0	0	Washington Senators @ Baltimore Orioles Memorial Stadium, Baltimore, MD Sat Aug 06 1966, 7:05 PM EDT Att: 25,963 - Unknown livebaseballscorecards.com			
Boog Powell, L OBP: 0.376, SLG: 0.529	P6									4	0	0	0	0	2	1				
Frank Robinson, R OBP: 0.414, SLG: 0.634	1B 2H									4	2	3	1	0	1	0				
Brooks Robinson, R OBP: 0.352, SLG: 0.494	1B 1-2 WP									3	1	1	0	1	0	1				
Sam Bowens, R OBP: 0.278, SLG: 0.386	E 1-3 2-H									4	0	2	2	0	2	1				
Davey Johnson, R OBP: 0.285, SLG: 0.337	K									2	0	1	0	2	1	1				
Paul Blair, R OBP: 0.270, SLG: 0.351	F8									4	0	0	0	0	0	6				
Larry Haney, R OBP: 0.286, SLG: 0.450										3	0	0	0	0	0	1				
Dave McNally, R OBP: 0.255, SLG: 0.302	P4									3	0	0	0	0	1	1				
Inning Stats	R: 3 E: 0 K: 1 S: 9	H: 4 LOB: 1 BB: 0 P: 9	R: 0 E: 0 K: 0 S: 3	H: 0 LOB: 0 BB: 0 P: 3	R: 0 E: 0 K: 1 S: 6	H: 1 LOB: 1 BB: 0 P: 6	R: 0 E: 0 K: 1 S: 5	H: 0 LOB: 1 BB: 1 P: 9	R: 1 E: 0 K: 1 S: 7	H: 2 LOB: 3 BB: 2 P: 15	R: 0 E: 0 K: 0 S: 3	H: 0 LOB: 0 BB: 0 P: 3	R: 0 E: 0 K: 2 S: 7	H: 0 LOB: 0 BB: 0 P: 7	R: 0 E: 0 K: 1 S: 5	H: 1 LOB: 0 BB: 0 P: 5		1B: 6 2B: 2 3B: 0 HR: 0	SF: 0 SAC: 0 DP: 1 HBP: 0	WP: 1 PB: 0 SB: 1 CS: 0
PITCHER Barry Moore, L ERA: 3.76 Casey Cox, R ERA: 3.11 Dick Lines, L ERA: 2.37	IP: 4.2 WLS: L BF: 24 H: 7 R: 4 ER: 4 SO: 4 BB: 3 IBB: 0 HBP: 0 BLK: 0 WP: 1 HR: 0 S: 29 P: 41 ERA: 7.71 WHIP: 2.143																			


Batter	1	2	3	4	5	6	7	8	9	AB	R	H	RBI	BB	SO	LOB	TOP
Luis Aparicio, R (1, 6) OBP: 0.297, SLG: 0.379										4	0	2	0	0	0	1	Baltimore Orioles @ Washington Senators D.C. Stadium, Washington, DC Sun Aug 07 1966, 3:33 AM EDT Att: 14,703 - Unknown
Boog Powell, L (1, 3) OBP: 0.372, SLG: 0.523										4	0	0	0	0	2	3	
Frank Robinson, R (1, 7) OBP: 0.413, SLG: 0.630										4	0	1	0	0	0	2	
Brooks Robinson, R (1, 5) OBP: 0.353, SLG: 0.500										3	1	1	1	1	1	1	
Sam Bowens, R (1, 9) OBP: 0.277, SLG: 0.383										4	0	1	0	0	0	3	
Davey Johnson, R (1, 4) OBP: 0.291, SLG: 0.338										4	0	2	0	0	2	1	
Paul Blair, R (1, 8) OBP: 0.270, SLG: 0.364										4	1	1	1	0	0	3	
Larry Haney, R (1, 2) OBP: 0.240, SLG: 0.375										4	0	0	0	0	1	2	
John Miller, R (1, 1) OBP: 0.095, SLG: 0.095										2	0	1	0	0	0	0	
Moe Drabowsky, R (5, 1) OBP: 0.455, SLG: 0.444										0	0	0	0	0	0	0	
Bob Johnson, R (7, PH) OBP: 0.310, SLG: 0.254										1	0	0	0	0	0	1	
Gene Brabender, R (7, 1) OBP: 0.091, SLG: 0.091										0	0	0	0	0	0	0	
Woodie Held, R (9, PH) OBP: 0.398, SLG: 0.311										1	0	0	0	0	1	0	
Inning Stats	R: 0 E: 0 K: 0 S: 3	H: 1 LOB: 0 BB: 0 P: 3	R: 1 E: 0 K: 1 S: 7	H: 2 LOB: 1 BB: 0 P: 7	R: 0 E: 0 K: 1 S: 6	H: 1 LOB: 1 BB: 0 P: 6	R: 0 E: 0 K: 1 S: 6	H: 0 LOB: 0 BB: 0 P: 3	R: 0 E: 0 K: 1 S: 4	H: 1 LOB: 1 BB: 0 P: 4	R: 0 E: 0 K: 1 S: 6	H: 1 LOB: 2 BB: 1 P: 10	R: 1 E: 0 K: 2 S: 8	H: 1 LOB: 0 BB: 0 P: 8	1B: 6 2B: 2 3B: 0 HR: 2	SF: 0 SAC: 0 DP: 1 HBP: 0	WP: 0 PA: 36 PB: 0 SB: 0 CS: 0
PITCHER Pete Richert, L (1, 1) ERA: 3.14	IP: 9.0 WLS: W BF: 36 H: 9 R: 2 ER: 2 SO: 7 BB: 1 IBB: 0 HBP: 0 BLK: 0 WP: 0 HR: 2 S: 49 P: 53 ERA: 2.00 WHIP: 1.111															PITCHER Pete Richert, L (1, 1) ERA: 3.14	

Batter	1	2	3	4	5	6	7	8	9	AB	R	H	RBI	BB	SO	LOB	BOTTOM		
Ed Brinkman, R (1, 6) OBP: 0.280, SLG: 0.369										5	1	2	1	0	2	1	Baltimore Orioles @ Washington Senators D.C. Stadium, Washington, DC Sun Aug 07 1966, 3:33 AM EDT Att: 14,703 - Unknown		
Bob Saverine, S (1, 4) OBP: 0.310, SLG: 0.370										4	2	2	0	1	0	2			
Ken McMullen, R (1, 5) OBP: 0.303, SLG: 0.386										4	1	1	3	0	3	3			
Fred Valentine, S (1, 9) OBP: 0.358, SLG: 0.480										2	0	0	0	0	1	0			
Jim King, R (5, 9) OBP: 0.337, SLG: 0.392										2	0	0	0	0	0	1			
Frank Howard, R (1, 7) OBP: 0.346, SLG: 0.435										4	0	1	1	0	1	1			
Willie Kirkland, L (7, PR) (8, 7) OBP: 0.250, SLG: 0.305										0	0	0	0	0	0	0			
Don Lock, R (1, 8) OBP: 0.363, SLG: 0.432										2	0	0	0	2	2	2			
Ken Harrelson, R (1, 3) OBP: 0.315, SLG: 0.348										4	1	2	0	0	1	1			
Paul Casanova, R (1, 2) OBP: 0.258, SLG: 0.394										3	1	1	1	0	1	2			
Pete Richert, L (1, 1) OBP: 0.118, SLG: 0.104										3	0	0	0	1	1	1			
Inning Stats	R: 0 E: 0 K: 2 S: 7	H: 0 LOB: 0 BB: 0 P: 7	R: 0 E: 0 K: 0 S: 4	H: 1 LOB: 2 BB: 1 P: 8	R: 0 E: 0 K: 3 S: 9	H: 0 LOB: 1 BB: 1 P: 13	R: 0 E: 0 K: 1 S: 5	H: 0 LOB: 1 BB: 1 P: 9	R: 4 E: 1 K: 2 S: 12	H: 4 LOB: 1 BB: 0 P: 12	R: 0 E: 0 K: 2 S: 7	H: 0 LOB: 1 BB: 1 P: 11	R: 1 E: 0 K: 1 S: 7	H: 2 LOB: 1 BB: 0 P: 7	R: 1 E: 1 K: 1 S: 8	H: 2 LOB: 2 BB: 0 P: 8	1B: 6 2B: 1 3B: 0 HR: 2	SF: 0 SAC: 2 DP: 0 HBP: 0	WP: 0 PA: 39 PB: 0 SB: 0 CS: 0
PITCHER John Miller, R (1, 1) ERA: 5.08	IP: 4.1 WLS: L BF: 21 H: 5 R: 4 ER: 4 SO: 4 BB: 3 IBB: 0 HBP: 0 BLK: 0 WP: 0 HR: 2 S: 30 P: 42 ERA: 8.31 WHIP: 1.846															PITCHER John Miller, R (1, 1) ERA: 5.08			
Moe Drabowsky, R (5, 1) ERA: 2.96	IP: 1.2 WLS: L BF: 7 H: 0 R: 0 ER: 0 SO: 4 BB: 1 IBB: 0 HBP: 0 BLK: 0 WP: 0 HR: 0 S: 14 P: 18 ERA: 0.00 WHIP: 0.600															Moe Drabowsky, R (5, 1) ERA: 2.96			
Gene Brabender, R (7, 1) ERA: 4.23	IP: 2.0 WLS: L BF: 11 H: 4 R: 2 ER: 2 SO: 2 BB: 0 IBB: 0 HBP: 0 BLK: 0 WP: 0 HR: 0 S: 15 P: 15 ERA: 9.00 WHIP: 2.000															Gene Brabender, R (7, 1) ERA: 4.23			

Batter	1	2	3	4	5	6	7	8	9	10	11	12	AB	R	H	RBI	BB	SO	LOB	TOP
Dick McAuliffe, L OBP: 0.280, SLG: 0.517 Ray Oyler, R OBP: 0.264, SLG: 0.251	6-3		F7			SH1-3 1B			G3			6-3	5 1	0 0	2 0	0 0	0 0	0 0	2 0	
Jerry Lumpe, L OBP: 0.290, SLG: 0.310 Dick Tracowski, R OBP: 0.265, SLG: 0.193	FC5 BB 1B		G4-6-3 1B			SH1-3 1-2		K		F9		1B	3 2	0 0	2 1	0 0	0 0	1 0	10 0	
Norm Cash, L OBP: 0.323, SLG: 0.426	L8		G4-6-3 1-2			P3				F5		F8	6 0	0 1	0 0	0 0	0 0	4 4		
Al Kaline, R OBP: 0.397, SLG: 0.574	1-2 BB		F7			L6-3		K		L6			4 0	0 0	0 0	1 1	1 2			
Willie Horton, R OBP: 0.351, SLG: 0.521	FC5 2-3		G6-3 1B			6-3		K				K	5 0	1 0	0 0	2 2	3			
Jim Northrup, L OBP: 0.313, SLG: 0.451		FC6-4 BB		G6-3 1-2				HR		SH3-4 1B		K	4 1	2 1	1 1	1 1	1			
Don Wert, R OBP: 0.335, SLG: 0.340		K			4-3			E6 1B		SH3-4 1-2		HR	4 2	2 1	0 1	0 1	1			
Orlando McFarlane, R OBP: 0.291, SLG: 0.459		FC6-4 1-2			6-3			1B 2-H 1B		K		K	5 0	1 1	1 0	2 2				
Denny McLain, R OBP: 0.339, SLG: 0.386 Mickey Lolich, L OBP: 0.214, SLG: 0.185 Orlando Pena, R OBP: 0.400, SLG: 0.250 Jake Wood, R OBP: 0.250, SLG: 0.193 Dave Wickersham, R OBP: 0.264, SLG: 0.303	F9				6-3			K				K	3 0	0 0	0 0	0 0	1 0	2 0		
Inning Stats	R: 0 E: 0 K: 4 S: 4	H: 1 LOB: 2 BB: 8	R: 0 E: 0 K: 1 S: 5	H: 0 LOB: 1 BB: 9	R: 0 E: 0 K: 0 S: 3	H: 1 LOB: 0 BB: 3	R: 0 E: 0 K: 0 S: 3	H: 1 LOB: 1 BB: 4	R: 0 E: 0 K: 3 S: 10	H: 1 LOB: 1 BB: 10	R: 0 E: 0 K: 1 S: 6	H: 1 LOB: 0 BB: 3	R: 1 E: 0 K: 3 S: 10	H: 1 LOB: 0 BB: 6	R: 0 E: 0 K: 1 S: 6	H: 1 LOB: 1 BB: 6	1B: 10 2B: 0 3B: 0 HR: 2	SF: 0 SAC: 2 DP: 2 HBP: 0	WP: 0 PB: 0 SB: 0 CS: 0	PA: 48
PITCHER	IP WLS BF H R ER SO BB IBB HBP BLK WP HR S P ERA WHIP	IP WLS BF H R ER SO BB IBB HBP BLK WP HR S P ERA WHIP	IP WLS BF H R ER SO BB IBB HBP BLK WP HR S P ERA WHIP	IP WLS BF H R ER SO BB IBB HBP BLK WP HR S P ERA WHIP	IP WLS BF H R ER SO BB IBB HBP BLK WP HR S P ERA WHIP	IP WLS BF H R ER SO BB IBB HBP BLK WP HR S P ERA WHIP	IP WLS BF H R ER SO BB IBB HBP BLK WP HR S P ERA WHIP	IP WLS BF H R ER SO BB IBB HBP BLK WP HR S P ERA WHIP	IP WLS BF H R ER SO BB IBB HBP BLK WP HR S P ERA WHIP	IP WLS BF H R ER SO BB IBB HBP BLK WP HR S P ERA WHIP	IP WLS BF H R ER SO BB IBB HBP BLK WP HR S P ERA WHIP	IP WLS BF H R ER SO BB IBB HBP BLK WP HR S P ERA WHIP	IP WLS BF H R ER SO BB IBB HBP BLK WP HR S P ERA WHIP	IP WLS BF H R ER SO BB IBB HBP BLK WP HR S P ERA WHIP	IP WLS BF H R ER SO BB IBB HBP BLK WP HR S P ERA WHIP	IP WLS BF H R ER SO BB IBB HBP BLK WP HR S P ERA WHIP	IP WLS BF H R ER SO BB IBB HBP BLK WP HR S P ERA WHIP	IP WLS BF H R ER SO BB IBB HBP BLK WP HR S P ERA WHIP	IP WLS BF H R ER SO BB IBB HBP BLK WP HR S P ERA WHIP	IP WLS BF H R ER SO BB IBB HBP BLK WP HR S P ERA WHIP

Detroit Tigers @ Washington Senators
D.C. Stadium, Washington, DC
Wed Aug 10 1966, 7:05 PM EDT
Att: 6,034 - Unknown


AB 43
R 3
H 12
RBI 3
BB 3
SO 10
LOB 17



Batter	1	2	3	4	5	6	7	8	9	10	11	12	AB	R	H	RBI	BB	SO	LOB	BOTTOM		
Ed Brinkman, R OBP: 0.289, SLG: 0.375	FC6 1B		K		5-3			PB SH1-4 1B		4-3		CS 1B	6 1	3 0	0 0	1 0	1 3					
Bob Saverine, S OBP: 0.304, SLG: 0.361	K		K			P4		SH1-4 1-2		K		CS 1-2	5 0	0 0	0 0	0 3	2					
Ken McMullen, R OBP: 0.299, SLG: 0.375	F8		P4			L9		2-H 1B		K		E BB HR BB	5 1	1 1	1 1	1 1	2					
Fred Valentine, S OBP: 0.354, SLG: 0.468	FC6 1-2				K			P5		F5		WP BLK 1B	5 1	1 1	0 1	1 1	2					
Frank Howard, R OBP: 0.348, SLG: 0.447 Willie Kirkland, L OBP: 0.294, SLG: 0.303		F9				1B		HR		K		1-3 BB	4 1	2 0	1 0	1 0	1 2					
Jim King, L OBP: 0.339, SLG: 0.386 Don Lock, R OBP: 0.360, SLG: 0.435					K			F8 SH3-4 1B		K		F3	2 3	0 1	0 1	1 1	1 1					
Ken Harrelson, R OBP: 0.311, SLG: 0.348		F8			K			SH3-4 1-2		1B BB		F9	3 0	0 0	0 1	1 2						
Paul Casanova, R OBP: 0.269, SLG: 0.411		1-3			K			F8 2-3		1B		HR	5 1	2 1	0 1	0 2						
Jim Hannan, R OBP: 0.130, SLG: 0.091 Dick Phillips, L OBP: 0.214, SLG: 0.185 Ron Kline, R OBP: 0.400, SLG: 0.250 Tim Cullen, R OBP: 0.250, SLG: 0.193 Phil Ortega, R OBP: 0.136, SLG: 0.051					4-3			K		F3		K	2 0	0 0	0 0	0 0	1 1					
Inning Stats	R: 0 E: 0 K: 1 S: 6	H: 1 LOB: 1 BB: 1	R: 0 E: 0 K: 0 S: 3	H: 0 LOB: 1 BB: 7	R: 0 E: 0 K: 2 S: 8	H: 1 LOB: 0 BB: 8	R: 0 E: 0 K: 3 S: 10	H: 1 LOB: 1 BB: 10	R: 0 E: 0 K: 1 S: 7	H: 2 LOB: 1 BB: 0	R: 1 E: 0 K: 1 S: 7	H: 2 LOB: 1 BB: 10	R: 0 E: 0 K: 2 S: 8	H: 1 LOB: 2 BB: 12	R: 0 E: 0 K: 1 S: 6	H: 2 LOB: 0 BB: 6	R: 3 E: 1 K: 0 S: 3	H: 1 LOB: 0 BB: 11	1B: 9 2B: 0 3B: 0 HR: 3	SF: 0 SAC: 2 DP: 0 HBP: 0	WP: 1 PB: 0 SB: 0 CS: 1	PA: 52
PITCHER	IP WLS BF H R ER SO BB IBB HBP BLK WP HR S P ERA WHIP	IP WLS BF H R ER SO BB IBB HBP BLK WP HR S P ERA WHIP	IP WLS BF H R ER SO BB IBB HBP BLK WP HR S P ERA WHIP	IP WLS BF H R ER SO BB IBB HBP BLK WP HR S P ERA WHIP	IP WLS BF H R ER SO BB IBB HBP BLK WP HR S P ERA WHIP	IP WLS BF H R ER SO BB IBB HBP BLK WP HR S P ERA WHIP	IP WLS BF H R ER SO BB IBB HBP BLK WP HR S P ERA WHIP	IP WLS BF H R ER SO BB IBB HBP BLK WP HR S P ERA WHIP	IP WLS BF H R ER SO BB IBB HBP BLK WP HR S P ERA WHIP	IP WLS BF H R ER SO BB IBB HBP BLK WP HR S P ERA WHIP	IP WLS BF H R ER SO BB IBB HBP BLK WP HR S P ERA WHIP	IP WLS BF H R ER SO BB IBB HBP BLK WP HR S P ERA WHIP	IP WLS BF H R ER SO BB IBB HBP BLK WP HR S P ERA WHIP	IP WLS BF H R ER SO BB IBB HBP BLK WP HR S P ERA WHIP	IP WLS BF H R ER SO BB IBB HBP BLK WP HR S P ERA WHIP	IP WLS BF H R ER SO BB IBB HBP BLK WP HR S P ERA WHIP	IP WLS BF H R ER SO BB IBB HBP BLK WP HR S P ERA WHIP	IP WLS BF H R ER SO BB IBB HBP BLK WP HR S P ERA WHIP	IP WLS BF H R ER SO BB IBB HBP BLK WP HR S P ERA WHIP	IP WLS BF H R ER SO BB IBB HBP BLK WP HR S P ERA WHIP		

Detroit Tigers @ Washington Senators
D.C. Stadium, Washington, DC
Wed Aug 10 1966, 7:05 PM EDT
Att: 6,034 - Unknown

AB 44
R 6
H 12
RBI 6
BB 5
SO 13
LOB 22



Batter	1	2	3	4	5	6	7	8	9	AB	R	H	RBI	BB	SO	LOB	TOP											
Luis Aparicio, R (1.6) OBP: 0.296, SLG: 0.380	0-3 K		0-0 1B		0-0 F8			0-0 6-3		4	0	1	0	0	1	0	Baltimore Orioles @ Washington Senators D.C. Stadium, Washington, DC Fri Aug 12 1966, 3:33 AM EDT Unknown											
Boog Powell, L (1.3) OBP: 0.378, SLG: 0.544	0-0 2B		G4-6-3 1B		0-3 K			0-0 4-3		4	0	1	0	0	1	2												
Frank Robinson, R (1.7) OBP: 0.410, SLG: 0.627	0-0 F8		0-0 HR		4-0 BB			0-0 P6		3	1	1	2	1	0	1												
Brooks Robinson, R (1.5) OBP: 0.353, SLG: 0.490	4-0 IBB		0-3 K		0-0 G6-4-3 BB			0-0 P4		3	0	0	0	1	1	1												
Sam Bowens, R (1.9) OBP: 0.270, SLG: 0.374	0-0 P4			0-0 5-3				0-0 L1-3		4	0	1	0	0	0	2												
Davey Johnson, R (1.4) OBP: 0.288, SLG: 0.332		0-3 K		0-3 K				0-0 2B		4	0	0	0	0	2	1												
Paul Blair, R (1.8) OBP: 0.267, SLG: 0.363	0-0 F9			0-0 2B				0-0 F3		3	0	1	0	0	0	0												
Larry Haney, R (1.2) OBP: 0.226, SLG: 0.333	0-0 F9			0-0 3-1				0-3 K		3	0	0	0	0	1	1												
Moe Drabowsky, R (1.1) OBP: 0.429, SLG: 0.417			0-0 1B		0-0 P5			0-0 F9		3	1	1	0	0	0	0	livebaseballscores.com											
Eddie Fisher, R (9.1)			G4-6-3 1B							0	0	0	0	0	0	0												
Inning Stats	R: 0 E: 0 K: 1 S: 6	H: 1 LOB: 2 BB: 1 P: 10	R: 0 E: 0 K: 1 S: 5	H: 0 LOB: 0 BB: 0 P: 5	R: 2 E: 0 K: 1 S: 7	H: 3 LOB: 0 BB: 0 P: 7	R: 0 E: 0 K: 1 S: 6	H: 1 LOB: 1 BB: 0 P: 6	R: 0 E: 0 K: 1 S: 5	H: 0 LOB: 0 BB: 0 P: 5	R: 0 E: 0 K: 0 S: 3	H: 0 LOB: 0 BB: 0 P: 3	R: 0 E: 0 K: 0 S: 3	H: 0 LOB: 0 BB: 0 P: 3	R: 0 E: 0 K: 0 S: 3	H: 0 LOB: 0 BB: 0 P: 3		1B: 2 2B: 3 3B: 0 HR: 1	SF: 0 SAC: 0 DP: 2 HBP: 0	WP: 0 PB: 0 SB: 0 CS: 0	PA: 33							
PITCHER	IP	WLS	BF	H	R	ER	SO	BB	IBB	HBP	BLK	WP	HR	S	P	ERA		WHIP	PITCHER									
Pete Richt, L (1.1) ERA: 3.1	8.0	L	30	6	2	2	6	1	1	0	0	0	1	40	48	2.25		0.875										
Ron Kline, R (9.1) ERA: 2.63	1.0	S	3	0	0	0	0	0	0	0	0	0	0	3	3	0.00		0.000										

Batter	1	2	3	4	5	6	7	8	9	AB	R	H	RBI	BB	SO	LOB	BOTTOM											
Ed Brinkman, R (1.6) OBP: 0.286, SLG: 0.371	0-0 G3		0-0 FC1-5 1B		0-3 K			0-3 K		4	0	0	0	0	2	3	Baltimore Orioles @ Washington Senators D.C. Stadium, Washington, DC Fri Aug 12 1966, 3:33 AM EDT Unknown											
Bob Saverine, S (1.4) OBP: 0.303, SLG: 0.357	4-0 BB		0-0 E7		0-3 K			0-0 F8		3	0	0	0	1	1	2												
Ken McMullen, R (1.5) OBP: 0.298, SLG: 0.372	0-0 F9		4-0 BB					0-0 G3		3	0	0	0	1	0	2												
Fred Valentine, S (1.9) OBP: 0.350, SLG: 0.463	0-0 P6		0-0 F2					0-0 P3		4	0	0	0	0	0	4												
Frank Howard, R (1.7) OBP: 0.344, SLG: 0.443			0-0 F8		0-0 P6			0-0 F8		4	0	0	0	0	0	3												
Don Lock, R (1.8) OBP: 0.399, SLG: 0.436	0-0 P3				0-0 6-3			0-0 2B		4	0	1	0	0	1	0												
Ken Harrelson, R (1.3) OBP: 0.310, SLG: 0.347	0-3 K				0-3 K			0-0 F8		4	0	1	0	0	2	0												
Paul Casanova, R (1.2) OBP: 0.269, SLG: 0.409			0-0 FC1-5 1B		0-0 4-3			0-3 K		4	0	1	0	0	1	2												
Pete Richt, L (1.1) OBP: 0.143, SLG: 0.145			0-0 FC1-5 1B					4-0 BB		2	1	2	0	0	0	0	livebaseballscores.com											
Jim King, L (8, PH) OBP: 0.341, SLG: 0.386			1-2 E							0	0	0	0	1	0	0												
Ron Kline, R (9.1) OBP: 0.400, SLG: 0.250			0-0 FC1-5 1B							0	0	0	0	0	0	0												
Inning Stats	R: 0 E: 0 K: 0 S: 3	H: 0 LOB: 1 BB: 1 P: 7	R: 0 E: 0 K: 1 S: 5	H: 0 LOB: 0 BB: 0 P: 5	R: 1 E: 1 K: 0 S: 6	H: 2 LOB: 3 BB: 1 P: 10	R: 0 E: 0 K: 1 S: 5	H: 0 LOB: 0 BB: 0 P: 5	R: 0 E: 0 K: 2 S: 7	H: 1 LOB: 0 BB: 0 P: 7	R: 0 E: 0 K: 0 S: 3	H: 0 LOB: 0 BB: 0 P: 3	R: 0 E: 0 K: 2 S: 7	H: 0 LOB: 0 BB: 0 P: 7	R: 0 E: 0 K: 1 S: 5	H: 0 LOB: 1 BB: 1 P: 9		R: 0 E: 0 K: 0 S: 5	H: 2 LOB: 2 BB: 0 P: 5	1B: 3 2B: 2 3B: 0 HR: 0	SF: 0 SAC: 0 DP: 0 HBP: 0	WP: 0 PB: 0 SB: 0 CS: 0	PA: 35					
PITCHER	IP	WLS	BF	H	R	ER	SO	BB	IBB	HBP	BLK	WP	HR	S	P	ERA		WHIP	PITCHER									
Moe Drabowsky, R (1.1) ERA: 2.48	8.2	W	33	4	1	0	7	3	0	0	0	0	0	44	56	0.00		0.808										
Eddie Fisher, R (9.1) ERA: 2.17	0.1	S	2	1	0	0	0	0	0	0	0	0	0	2	2	0.00		3.000										

Batter	1	2	3	4	5	6	7	8	9	AB R H RBI BB SO LOB	TOP									
Luis Aparicio, R (1, 6) OBP: 0.297, SLG: 0.379	1-3		CS BB	F7			FC4 1B		6-3	4 0 1 0 1 0 3	<p>Baltimore Orioles @ Washington Senators D.C. Stadium, Washington, DC Fri Aug 12 1966, 7:05 PM EDT Att: 22,470 - Unknown</p>									
Boog Powell, L (1, 3) OBP: 0.376, SLG: 0.540	F8		1-2 BB		4-3		K		1B	4 0 1 0 1 1 1										
Frank Robinson, R (1, 7) OBP: 0.408, SLG: 0.622	FC5 BB 1B		L9		P4		FC4 FC6-4 1-2		F9	5 0 1 0 0 0 3										
Brooks Robinson, R (1, 5) OBP: 0.356, SLG: 0.495				1B 3B			FC6-4 1-2			2 1 1 0 2 0 1										
Sam Bowens, R (1, 9) OBP: 0.275, SLG: 0.370	FC5 2-3			1B BB BB				5-3		2 0 0 0 2 0 2										
Davey Johnson, R (1, 4) OBP: 0.286, SLG: 0.329		F9			F8			K		4 0 0 0 0 2 4										
Paul Blair, R (1, 8) OBP: 0.271, SLG: 0.368		E4 G5-4-3		1B BB			5-3			3 0 1 0 1 0 0										
Andy Etchebarren, R (1, 2) OBP: 0.314, SLG: 0.411		G5-4-3 1-2					K		K	4 0 1 1 0 2 2										
John Miller, R (1, 1) OBP: 0.083, SLG: 0.083					P6				F7	3 0 0 0 0 2 3										
Gene Brabender, R (6, 1) OBP: 0.091, SLG: 0.091										0 0 0 0 0 0 0										
Russ Snyder, L (9, PH) OBP: 0.376, SLG: 0.417										1 0 0 0 0 0 0										
Inning Stats	R: 0 E: 0 K: 0 S: 4	H: 1 LOB: 2 BB: 1 P: 8	R: 0 E: 1 K: 0 S: 3	H: 0 LOB: 0 BB: 0 P: 3	R: 0 E: 0 K: 0 S: 2	H: 0 LOB: 1 BB: 2 P: 10	R: 1 E: 0 K: 1 S: 7	H: 2 LOB: 3 BB: 2 P: 15	R: 0 E: 0 K: 2 S: 5	H: 0 LOB: 0 BB: 0 P: 7	R: 0 E: 0 K: 1 S: 6	H: 1 LOB: 1 BB: 0 P: 6	R: 0 E: 0 K: 2 S: 8	H: 1 LOB: 1 BB: 0 P: 8	R: 0 E: 0 K: 0 S: 4	H: 1 LOB: 1 BB: 0 P: 4	1B: 4 2B: 1 3B: 1 HR: 0	SF: 0 SAC: 0 DP: 1 HBP: 0	WP: 0 PB: 0 SB: 0 CS: 1	PA: 39
PITCHER	IP WLS BF H R ER SO BB IBB HBP BLK WP HR S P ERA WHIP															IP WLS BF H R ER SO BB IBB HBP BLK WP HR S P ERA WHIP				
Barry Moore, L (1, 1) ERA: 3.24	7.0 W 31 4 1 1 5 7 0 0 0 0 0 0 34 62 1.29 1.571																			
Bob Humphreys, R (8, 1) ERA: 3.05	2.0 S 8 2 0 0 2 0 0 0 0 0 0 0 12 12 0.00 1.000																			

Batter	1	2	3	4	5	6	7	8	9	AB R H RBI BB SO LOB	BOTTOM									
Ed Brinkman, R (1, 6) OBP: 0.290, SLG: 0.374	WP S BB		6-3				SH5-4 BB			2 0 1 0 2 0 0	<p>Baltimore Orioles @ Washington Senators D.C. Stadium, Washington, DC Fri Aug 12 1966, 7:05 PM EDT Att: 22,470 - Unknown</p>									
Bob Saverine, S (1, 4) OBP: 0.300, SLG: 0.353	K 1-2		F7		F6		SH5-4			3 0 0 0 0 1 2										
Ken McMullen, R (1, 5) OBP: 0.296, SLG: 0.368	K		6-3			E6 HR	5-3			4 1 0 0 0 1 3										
Fred Valentine, S (1, 7) OBP: 0.352, SLG: 0.469	WP BB			P6		HR	F7			3 1 1 2 1 0 2										
Jim King, L (1, 9) OBP: 0.344, SLG: 0.398	K 1-2 2-3			G1-4-3 BB		HR		F8		3 1 1 1 1 1 2										
Don Lock, R (1, 8) OBP: 0.395, SLG: 0.431				G1-4-3 1-2		K	F7			4 0 0 0 0 2 1										
Ken Harrelson, R (1, 3) OBP: 0.310, SLG: 0.354						HR	K		5-3	4 1 1 1 0 2 0										
Jim French, L (1, 2) OBP: 0.360, SLG: 0.286							K		6-3	3 0 1 0 0 1 0										
Barry Moore, L (1, 1) OBP: 0.077, SLG: 0.077							K			2 0 0 0 0 1 1										
Dick Nen, L (7, PH) OBP: 0.283, SLG: 0.278									SH5-4 BB 1B	1 0 1 0 0 0 0										
Bob Humphreys, R (8, 1) OBP: 0.417, SLG: 0.222										0 0 0 0 0 0 0										
Inning Stats	R: 0 E: 0 K: 3 S: 9	H: 0 LOB: 2 BB: 2 P: 17	R: 0 E: 0 K: 2 S: 8	H: 1 LOB: 1 BB: 0 P: 8	R: 0 E: 0 K: 0 S: 3	H: 0 LOB: 0 BB: 0 P: 3	R: 0 E: 0 K: 0 S: 2	H: 0 LOB: 0 BB: 1 P: 6	R: 1 E: 0 K: 2 S: 9	H: 2 LOB: 1 BB: 0 P: 9	R: 3 E: 1 K: 2 S: 10	H: 2 LOB: 0 BB: 0 P: 10	R: 0 E: 0 K: 0 S: 4	H: 1 LOB: 2 BB: 1 P: 8	R: 0 E: 0 K: 0 S: 3	H: 0 LOB: 0 BB: 0 P: 3	1B: 1 2B: 2 3B: 0 HR: 3	SF: 0 SAC: 1 DP: 1 HBP: 0	WP: 1 PB: 0 SB: 1 CS: 0	PA: 34
PITCHER	IP WLS BF H R ER SO BB IBB HBP BLK WP HR S P ERA WHIP															IP WLS BF H R ER SO BB IBB HBP BLK WP HR S P ERA WHIP				
John Miller, R (1, 1) ERA: 5.1	5.0 L 23 5 4 3 7 3 0 0 0 0 0 0 34 46 5.40 1.600																			
Gene Brabender, R (6, 1) ERA: 3.81	3.0 11 1 0 0 2 1 0 0 0 0 0 0 14 18 0.00 0.667																			

AB	32
R	1
H	6
RBI	1
BB	7
SO	7
LOB	19



AB	29
R	4
H	6
RBI	4
BB	4
SO	9
LOB	11




Batter	1	2	3	4	5	6	7	8	9	AB	R	H	RBI	BB	SO	LOB	TOP			
Ed Brinkman, R (1,6) OBP: 0.287, SLG: 0.371										4	0	0	0	0	1	0	Washington Senators @ Baltimore Orioles Memorial Stadium, Baltimore, MD Sat Aug 13 1966, 7:05 PM EDT Att: 19,202 - Unknown			
Bob Saverine, S (1,4) OBP: 0.306, SLG: 0.360										3	1	2	0	1	1	1				
Ken McMullen, R (1,5) OBP: 0.294, SLG: 0.367										2	0	0	0	0	1	1				
Tim Cullen, R (6,5)										2	0	0	0	0	1	2				
Fred Valentine, S (1,7) OBP: 0.353, SLG: 0.467										2	0	0	0	2	0	1				
Jim King, L (1,9) OBP: 0.342, SLG: 0.396										4	0	1	1	0	0	2				
Don Lock, R (1,8) OBP: 0.352, SLG: 0.426										4	0	0	0	0	0	2				
Ken Harrelson, R (1,3) OBP: 0.309, SLG: 0.351										3	1	0	0	1	0	0				
Paul Casanova, R (1,2) OBP: 0.269, SLG: 0.407										4	0	1	0	0	2	0				
Phil Ortega, R (1,1) OBP: 0.133, SLG: 0.050										1	0	0	0	0	1	1				
Dick Nen, L (5, PH) OBP: 0.282, SLG: 0.277										1	0	0	0	0	1	0				
Dick Lines, R (5, 1)										0	0	0	0	0	0	0				
Frank Howard, R (7, PH) OBP: 0.343, SLG: 0.442										1	0	0	0	0	0	0				
Casey Cox, R (7, 1)										0	0	0	0	0	0	0				
Inning Stats	R: 0 E: 0 K: 2 S: 8	H: 1 LOB: 1 BB: 0 P: 8	R: 1 E: 0 K: 1 S: 6	H: 1 LOB: 1 BB: 1 P: 10	R: 0 E: 1 K: 1 S: 5	H: 0 LOB: 0 BB: 0 P: 5	R: 0 E: 0 K: 0 S: 3	H: 0 LOB: 0 BB: 0 P: 3	R: 0 E: 0 K: 2 S: 7	H: 2 LOB: 2 BB: 1 P: 11	R: 0 E: 0 K: 0 S: 3	H: 0 LOB: 0 BB: 0 P: 3	R: 0 E: 0 K: 0 S: 3	H: 0 LOB: 2 BB: 2 P: 11	R: 0 E: 0 K: 1 S: 5	H: 0 LOB: 0 BB: 0 P: 5	1B: 3 2B: 2 3B: 0 HR: 0	SF: 0 SAC: 0 DP: 1 HBP: 0	WP: 2 PB: 0 CS: 1	PA: 35
PITCHER	IP WLS BF H R ER SO BB IBB HBP BLK WP HR S P ERA WHIP	7.2 W 31 4 2 2 7 4 0 0 0 0 1 0 41 57 2.35 1.043	1.1 S 4 0 0 0 1 0 0 0 0 0 0 0 6 6 0.00 0.000																	
Jim Palmer, R (1, 1) ERA: 3.33																				
Eddie Fisher, R (8, 1) ERA: 2.13																				


Batter	1	2	3	4	5	6	7	8	9	AB	R	H	RBI	BB	SO	LOB	BOTTOM			
Luis Aparicio, R (1,6) OBP: 0.299, SLG: 0.378										2	1	0	0	1	0	0	Washington Senators @ Baltimore Orioles Memorial Stadium, Baltimore, MD Sat Aug 13 1966, 7:05 PM EDT Att: 19,202 - Unknown			
Russ Snyder, L (1,8) OBP: 0.376, SLG: 0.418										4	0	2	2	0	1	1				
Frank Robinson, R (1,9) OBP: 0.405, SLG: 0.616										4	0	0	0	0	1	3				
Brooks Robinson, R (1,5) OBP: 0.356, SLG: 0.491										3	1	0	0	1	0	1				
Boog Powell, L (1,3) OBP: 0.375, SLG: 0.535										4	0	0	0	0	1	1				
Curt Blefary, L (1,7) OBP: 0.376, SLG: 0.473										4	0	0	0	0	1	1				
Paul Blair, R (9,8) OBP: 0.271, SLG: 0.368										0	0	0	0	0	0	0				
Bob Johnson, R (1,4) OBP: 0.329, SLG: 0.284										2	1	1	1	0	0	0				
Andy Etchebarren, R (1,2) OBP: 0.313, SLG: 0.410										1	0	0	0	0	1	1				
Vic Roznovsky, L (4,2) OBP: 0.348, SLG: 0.328										1	1	0	0	1	0	0				
Jim Palmer, R (1,1) OBP: 0.140, SLG: 0.167										3	1	1	1	0	2	0				
Eddie Fisher, R (8, 1)										0	0	0	0	0	0	0				
Inning Stats	R: 0 E: 0 K: 1 S: 5	H: 0 LOB: 1 BB: 1 P: 9	R: 0 E: 0 K: 1 S: 5	H: 0 LOB: 0 BB: 0 P: 6	R: 0 E: 0 K: 1 S: 6	H: 1 LOB: 1 BB: 0 P: 6	R: 5 E: 2 K: 1 S: 8	H: 3 LOB: 1 BB: 2 P: 17	R: 0 E: 0 K: 1 S: 5	H: 0 LOB: 0 BB: 0 P: 5	R: 0 E: 0 K: 1 S: 3	H: 0 LOB: 0 BB: 0 P: 3	R: 0 E: 0 K: 1 S: 5	H: 0 LOB: 0 BB: 0 P: 5	R: 0 E: 0 K: 1 S: 5	H: 0 LOB: 0 BB: 0 P: 5	1B: 3 2B: 1 3B: 0 HR: 0	SF: 0 SAC: 0 DP: 0 HBP: 2	WP: 0 PB: 0 CS: 0	PA: 33
PITCHER	IP WLS BF H R ER SO BB IBB HBP BLK WP HR S P ERA WHIP	4.0 L 21 4 5 4 4 4 3 0 2 0 0 0 0 10 10 9.00 1.750	2.0 6 0 0 0 2 0 0 0 0 0 0 0 10 10 0.00 0.000	2.0 6 0 0 0 1 0 0 0 0 0 0 0 8 8 0.00 0.000																
Phil Ortega, R (1, 1) ERA: 4.25																				
Dick Lines, L (5, 1) ERA: 2.39																				
Casey Cox, R (7, 1) ERA: 3.41																				

Batter	1	2	3	4	5	6	7	8	9	AB	R	H	RBI	BB	SO	LOB	TOP										
Ed Brinkman, R (1, 6) OBP: 0.287, SLG: 0.367										4	0	0	0	0	1	1	Washington Senators @ Cleveland Indians Cleveland Municipal Stadium, Cleveland, OH Mon Aug 15 1966, 7:05 PM EDT Att: 9,739 - Unknown										
Bob Saverine, S (1, 4) (7, 5) OBP: 0.308, SLG: 0.358										4	0	1	0	0	0	0											
Fred Valentine, S (1, 7) OBP: 0.349, SLG: 0.460										4	0	1	0	0	1	1											
Jim King, L (1, 9) OBP: 0.343, SLG: 0.390										3	1	1	0	1	1	1											
Don Lock, R (1, 8) OBP: 0.351, SLG: 0.422										3	0	0	0	1	2	3											
Ken Harrelson, R (1, 3) OBP: 0.304, SLG: 0.345										4	0	0	0	0	2	4											
Paul Casanova, R (1, 2) OBP: 0.269, SLG: 0.424										4	2	2	3	0	0	0											
Tim Cullen, R (1, 5) Frank Howard, R (7, PH) OBP: 0.338, SLG: 0.436 Ken Hamlin, R (7, 4) OBP: 0.259, SLG: 0.278 Willie Kirkland, L (9, PH) OBP: 0.258, SLG: 0.306										2	0	0	0	0	1	0											
Mike McCormick, L (1, 1) OBP: 0.269, SLG: 0.347 Dick Phillips, L (7, PH) OBP: 0.207, SLG: 0.179 Barry Moore, L (7, 1) OBP: 0.077, SLG: 0.077										1	0	0	0	0	0	0											
Inning Stats	R: 0 E: 0 K: 1 S: 6	H: 1 LOB: 1 BB: 0 P: 6	R: 1 E: 0 K: 1 S: 6	H: 1 LOB: 0 BB: 0 P: 6	R: 0 E: 0 K: 2 S: 7	H: 0 LOB: 0 BB: 0 P: 7	R: 0 E: 0 K: 0 S: 3	H: 0 LOB: 1 BB: 1 P: 7	R: 0 E: 0 K: 1 S: 6	H: 1 LOB: 2 BB: 1 P: 10	R: 0 E: 0 K: 1 S: 5	H: 0 LOB: 0 BB: 0 P: 5	R: 0 E: 0 K: 1 S: 5	H: 0 LOB: 0 BB: 0 P: 5	R: 2 E: 0 K: 2 S: 9	H: 2 LOB: 0 BB: 0 P: 9		1B: 4 2B: 0 3B: 0 HR: 2	SF: 0 SAC: 0 DP: 0 HBP: 0	WP: 0 PB: 0 SB: 0 CS: 0	PA: 35						
PITCHER	IP	WLS	BF	H	R	ER	SO	BB	IBB	HBP	BLK	WP	HR	S	P	ERA	WHIP										
Sonny Siebert, R (1, 1) ERA: 3.21	8.2	W	34	6	3	3	10	2	0	0	0	0	2	52	60	3.12	0.923										
Luis Tiant, R (9, 1) ERA: 3.19	0.1	S	1	0	0	0	0	0	0	0	0	0	0	1	1	0.00	0.000										

Batter	1	2	3	4	5	6	7	8	9	AB	R	H	RBI	BB	SO	LOB	BOTTOM										
Larry Brown, R (1, 6) OBP: 0.327, SLG: 0.349										4	0	0	0	0	1	1	Washington Senators @ Cleveland Indians Cleveland Municipal Stadium, Cleveland, OH Mon Aug 15 1966, 7:05 PM EDT Att: 9,739 - Unknown										
Leon Wagner, L (1, 7) OBP: 0.345, SLG: 0.476 Vic Davalillo, L (7, PR) OBP: 0.300, SLG: 0.305										4	1	3	0	0	0	1											
Chuck Hinton, R (1, 8) OBP: 0.349, SLG: 0.444										3	1	1	2	1	0	1											
Rocky Colavito, R (1, 9) OBP: 0.343, SLG: 0.453										3	1	0	0	1	1	3											
Max Alvis, R (1, 5) OBP: 0.303, SLG: 0.359										4	0	0	0	0	0	3											
Jim Gentile, L (1, 3) OBP: 0.332, SLG: 0.416										4	1	1	2	0	1	0											
Joe Azcue, R (1, 2) OBP: 0.319, SLG: 0.394										4	0	1	0	0	0	0											
Pedro Gonzalez, R (1, 4) OBP: 0.270, SLG: 0.290										4	0	2	0	0	0	0											
Sonny Siebert, R (1, 1) OBP: 0.149, SLG: 0.169 Luis Tiant, R (9, 1) OBP: 0.083, SLG: 0.043										3	0	0	0	0	1	3											
Inning Stats	R: 0 E: 0 K: 0 S: 4	H: 1 LOB: 0 BB: 0 P: 4	R: 0 E: 0 K: 0 S: 3	H: 0 LOB: 0 BB: 0 P: 3	R: 0 E: 1 K: 0 S: 4	H: 0 LOB: 1 BB: 0 P: 4	R: 2 E: 0 K: 1 S: 8	H: 3 LOB: 2 BB: 1 P: 12	R: 2 E: 0 K: 1 S: 7	H: 2 LOB: 0 BB: 0 P: 7	R: 0 E: 0 K: 1 S: 6	H: 1 LOB: 1 BB: 0 P: 6	R: 0 E: 0 K: 1 S: 6	H: 1 LOB: 2 BB: 1 P: 10	R: 0 E: 0 K: 0 S: 3	H: 0 LOB: 0 BB: 0 P: 3		1B: 6 2B: 0 3B: 0 HR: 2	SF: 0 SAC: 0 DP: 0 HBP: 0	WP: 0 PB: 0 SB: 0 CS: 0	PA: 35						
PITCHER	IP	WLS	BF	H	R	ER	SO	BB	IBB	HBP	BLK	WP	HR	S	P	ERA	WHIP										
Mike McCormick, L (1, 1) ERA: 3.81	6.0	L	27	7	4	4	3	1	0	0	0	0	2	32	36	6.00	1.333										
Barry Moore, L (7, 1) ERA: 3.06	2.0		8	1	0	0	1	1	0	0	0	0	0	9	13	0.00	1.000										



Batter	1	2	3	4	5	6	7	8	9	10	11	12	13	AB R H RBI BB SO LOB	TOP						
Ed Brinkman, R OBP: 0.266, SLG: 0.365 (1, 6)	K		F4		1-3		5-3			SH1-4				5 0 1 0 0 1 1	<p>Washington Senators @ Cleveland Indians Cleveland Municipal Stadium, Cleveland, OH</p> <p>Tue Aug 16 1966, 7:05 PM EDT Att. 14,265 - Unknown</p> <p>livebaseballscorecards.com</p> <p>AB 48 R 6 H 13 RBI 6 BB 3 SO 13 LOB 16</p> 						
Bob Saverine, S OBP: 0.266, SLG: 0.359 (1, 4)	F5		F5		G3			1B 2B		FC6-4 BB		F8		5 1 1 0 1 0 1							
Fred Valentine, S OBP: 0.349, SLG: 0.458 (8, 7)	4-3		F5				F7			FC6-4			HR 1B	6 1 2 1 0 0 2							
Jim King, L OBP: 0.339, SLG: 0.382 (1, 9)		BB 1B BB		F7			F5			CS 1B			K	5 1 0 0 1 2 4							
Frank Howard, R OBP: 0.343, SLG: 0.442 Don Lock, R OBP: 0.349, SLG: 0.419 (1, 7) (8, 8)		BB 1B 1B			1B 2B			K					F5	4 2 3 0 0 1 0 2 0 0 0 0 1 1							
Ken Harrelson, R OBP: 0.307, SLG: 0.353 (1, 3)		BB 1B K			WP 1B		FC6-4						HR	5 1 2 3 1 2 1							
Paul Casanova, R OBP: 0.271, SLG: 0.422 (1, 2)							F3							6 0 2 2 0 1 1							
Tim Cullen, R OBP: 0.083, SLG: 0.083 Willie Kirkland, L OBP: 0.256, SLG: 0.303 Ken McMullen, R OBP: 0.293, SLG: 0.365 (1, 5) (9, PH) (9, 5)		1-3 2-H 3-H					F4						1B	3 0 1 0 0 1 3 1 0 0 0 0 1 0 2 0 0 0 0 1 1							
Jim Hannan, R PH Ron Kline, R Casey Cox, R Dick Lines, R (1, 1) (2, 1) (7, 1) (7, 1) (10, PH) (10, 1)							F9			FC6-4 SH1-4 1B			K	1 0 0 0 0 1 1 1 0 0 0 0 0 0 0 0 0 0 0 0 0 1 0 1 0 0 0 0 1 0 0 0 0 1 0							
Inning Stats	R: 0 E: 0 K: 1 S: 5	H: 0 LOB: 0 BB: 0 P: 5	R: 2 E: 0 K: 2 S: 8	H: 2 LOB: 1 BB: 2 P: 16	R: 0 E: 0 K: 0 S: 3	H: 0 LOB: 0 BB: 0 P: 3	R: 1 E: 0 K: 0 S: 5	H: 2 LOB: 1 BB: 0 P: 5	R: 0 E: 0 K: 1 S: 6	H: 1 LOB: 1 BB: 0 P: 6	R: 0 E: 0 K: 2 S: 7	H: 0 LOB: 0 BB: 0 P: 7	R: 0 E: 0 K: 1 S: 6	H: 1 LOB: 1 BB: 0 P: 6		R: 2 E: 0 K: 2 S: 10	H: 3 LOB: 1 BB: 0 P: 10	1B: 10 2B: 2 3B: 0 HR: 1	SF: 0 SAC: 2 DP: 0 HBP: 0	WP: 1 PB: 0 SB: 0 CS: 1	PA: 53
PITCHER	IP 7.0	WLS 28	BF 6	H 3	ER 3	SO 4	BB 2	IBB 0	HBP 0	BLK 0	WP 1	HR 0	S 34	P 42		ERA 3.86	WHIP 1.143				
Gary Bell, R ERA: 3.01 Luis Tiant, R ERA: 3.27 (1, 1) (8, 1)																					

Batter	1	2	3	4	5	6	7	8	9	10	11	12	13	AB R H RBI BB SO LOB	BOTTOM						
Larry Brown, R OBP: 0.327, SLG: 0.342 (1, 6)	FC4-6 BB	7-5			F8		1B BB			6-3		F5		4 0 0 0 2 0 3	<p>Washington Senators @ Cleveland Indians Cleveland Municipal Stadium, Cleveland, OH</p> <p>Tue Aug 16 1966, 7:05 PM EDT Att. 14,265 - Unknown</p> <p>livebaseballscorecards.com</p> <p>AB 44 R 5 H 10 RBI 5 BB 4 SO 6 LOB 13</p> 						
Leon Wagner, L OBP: 0.349, SLG: 0.481 (1, 7)	FC4-6 1B BB		F3		K					F7			HR	6 2 2 3 0 1 2							
Chuck Hinton, R OBP: 0.345, SLG: 0.438 (1, 8)	1B 1B		4-3			6-3	F4			F8			F7	6 0 1 0 0 0 2							
Rocky Colavito, R OBP: 0.345, SLG: 0.461 (1, 9)	L5									K			L1-3	6 1 3 1 0 1 2							
Jim Gentile, L OBP: 0.327, SLG: 0.407 (1, 3)	FC5-4 1B				K		3-6-3 1B			1-3			G3	6 0 1 1 0 2 1							
Chico Salmon, R OBP: 0.292, SLG: 0.350 (1, 5)	FC5-4				F8					5-3			F3	5 0 0 0 0 0 2							
Duke Sims, L OBP: 0.354, SLG: 0.477 Dick Howser, R OBP: 0.298, SLG: 0.353 Luis Tiant, R OBP: 0.077, SLG: 0.040 (1, 2) (7, PR) (8, 1)		SH1-4 7-5 1B			6-3								K	2 0 1 0 1 0 0 0 0 0 0 0 0 0 2 0 0 0 0 1 0							
Pedro Gonzalez, R OBP: 0.272, SLG: 0.289 (1, 4)		SH1-4 1B				FC6-4 1B BB				K			6-3	4 1 1 0 1 1 1							
Gary Bell, R OBP: 0.182, SLG: 0.161 Joe Azcue, R OBP: 0.319, SLG: 0.394 (1, 1) (7, PH) (8, 2)		SH1-4			SH1-3 BB		FC6-4 1B BB			5-3			L1-3	0 0 0 0 0 0 0 3 1 1 0 0 0 0							
Inning Stats	R: 1 E: 0 K: 0 S: 5	H: 2 LOB: 2 BB: 1 P: 9	R: 0 E: 0 K: 0 S: 4	H: 2 LOB: 1 BB: 0 P: 4	R: 0 E: 0 K: 0 S: 3	H: 1 LOB: 1 BB: 0 P: 3	R: 0 E: 0 K: 1 S: 5	H: 0 LOB: 0 BB: 0 P: 5	R: 0 E: 0 K: 1 S: 6	H: 1 LOB: 0 BB: 0 P: 6	R: 0 E: 0 K: 1 S: 5	H: 0 LOB: 0 BB: 0 P: 5	R: 0 E: 0 K: 1 S: 5	H: 0 LOB: 0 BB: 0 P: 5		R: 0 E: 0 K: 0 S: 3	H: 0 LOB: 0 BB: 0 P: 3	1B: 8 2B: 2 3B: 0 HR: 2	SF: 0 SAC: 2 DP: 2 HBP: 0	WP: 0 PB: 0 SB: 0 CS: 0	PA: 50
PITCHER	IP 1.1	WLS 9	BF 4	H 1	ER 1	SO 0	BB 1	IBB 0	HBP 0	BLK 0	WP 0	HR 0	S 8	P 12		ERA 6.75	WHIP 3.750				
Jim Hannan, R ERA: 4.29 Phil Ortega, R ERA: 4.16 Ron Kline, R ERA: 2.71 Casey Cox, R ERA: 3.32 Dick Lines, L ERA: 2.37 (1, 1) (2, 1) (7, 1) (7, 1) (10, 1)																					

Batter	1	2	3	4	5	6	7	8	9	AB	R	H	RBI	BB	SO	LOB	TOP									
Ed Brinkman, R OBP: 0.284, SLG: 0.363 (1, 6)										3	0	0	0	0	0	0	Washington Senators @ Cleveland Indians Cleveland Municipal Stadium, Cleveland, OH Wed Aug 17 1966, 7:05 PM EDT Att: 6,842 - Unknown									
Bob Saverine, S OBP: 0.308, SLG: 0.358 (1, 4)										4	0	1	1	0	1	1										
Fred Valentine, S OBP: 0.352, SLG: 0.464 (1, 8)										4	0	3	1	0	1	0										
Frank Howard, R OBP: 0.340, SLG: 0.437 (1, 7)										4	0	0	0	0	3	4										
Willie Kirkland, L OBP: 0.248, SLG: 0.294 (1, 9)										4	0	0	0	0	3	2										
Ken Harrelson, R OBP: 0.306, SLG: 0.351 (1, 3)										3	0	0	0	1	2	0										
Paul Casanova, R OBP: 0.267, SLG: 0.417 (1, 2)										4	0	0	0	0	2	1										
Tim Cullen, R OBP: 0.133, SLG: 0.071 (9, PH)										2	1	0	0	1	0	1										
Jim King, L OBP: 0.342, SLG: 0.388 (9, PH)										1	0	1	0	0	0	0										
Pete Richert, L OBP: 0.151, SLG: 0.194 (1, 1)										3	2	1	1	0	0	2										
Ron Kline, R OBP: 0.400, SLG: 0.250 (9, PH)										0	0	0	0	0	0	0										
Dick Nen, L OBP: 0.282, SLG: 0.277 (9, PH)										1	0	0	0	0	1	1										
Inning Stats	R: 0 E: 0 K: 1 S: 7	H: 2 LOB: 2 BB: 7	R: 0 E: 0 K: 1 S: 5	H: 0 LOB: 1 BB: 1 P: 9	R: 0 E: 0 K: 1 S: 6	H: 1 LOB: 1 BB: 0 P: 6	R: 0 E: 0 K: 2 S: 7	H: 0 LOB: 0 BB: 0 P: 7	R: 2 E: 1 K: 0 S: 5	H: 1 LOB: 1 BB: 1 P: 9	R: 0 E: 0 K: 1 S: 5	H: 0 LOB: 0 BB: 0 P: 5	R: 1 E: 0 K: 1 S: 6	H: 1 LOB: 0 BB: 0 P: 6	R: 0 E: 0 K: 3 S: 9	H: 0 LOB: 0 BB: 0 P: 9	R: 0 E: 0 K: 3 S: 10	H: 1 LOB: 1 BB: 0 P: 10	1B: 3 2B: 2 3B: 0 HR: 1	SF: 0 SAC: 1 DP: 0 HBP: 0	WP: 0 PB: 0 SB: 0 CS: 0	PA: 36				
PITCHER	IP	WLS	BF	H	R	ER	SO	BB	IBB	HBP	BLK	WP	HR	S	P	ERA	WHIP									
Steve Hargan, R ERA: 2.59	(1, 1)	7.0	W	29	5	3	1	7	2	0	0	0	0	1	41	49	1.29	1.000								
Dick Radatz, R ERA: 5.11	(8, 1)	2.0	S	7	1	0	0	6	0	0	0	0	0	0	19	19	0.00	0.500								

AB	33
R	3
H	6
RBI	3
BB	2
SO	13
LOB	12

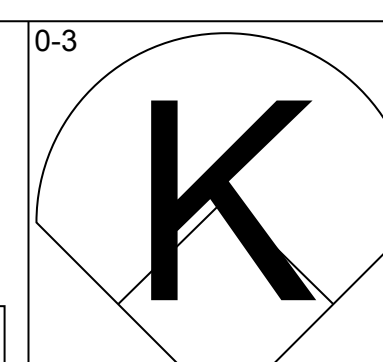
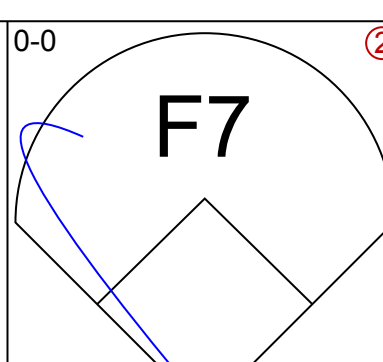
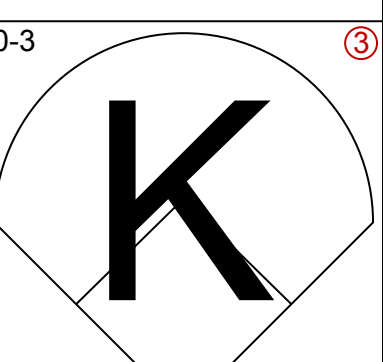
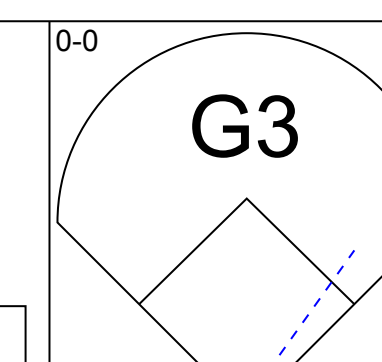
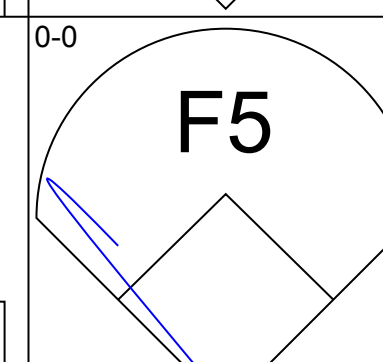
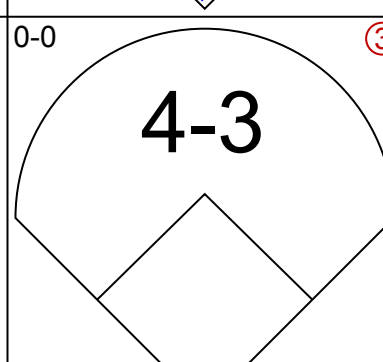
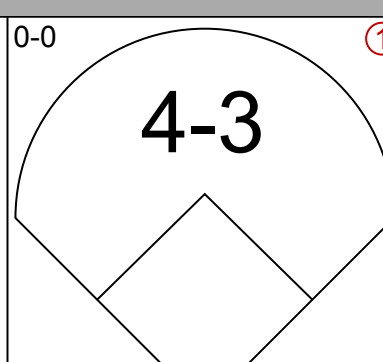
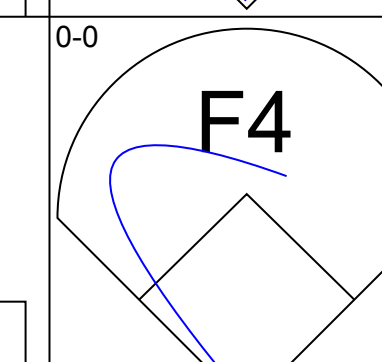
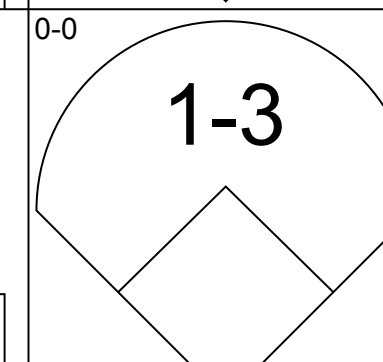
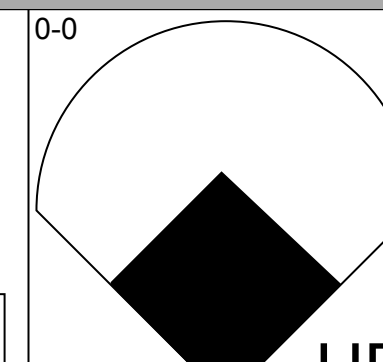
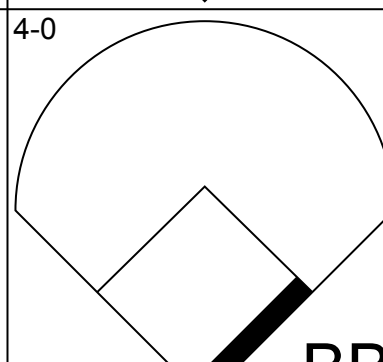
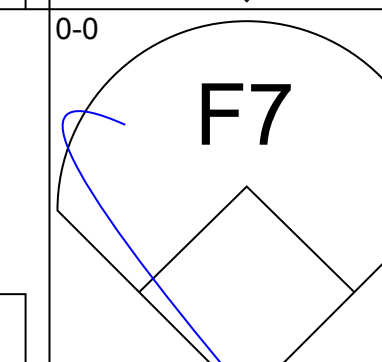
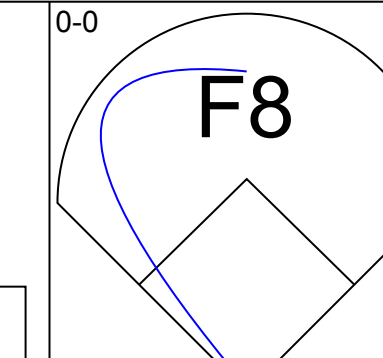
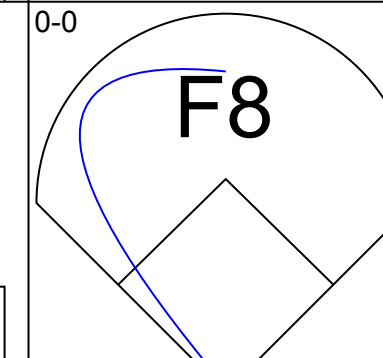
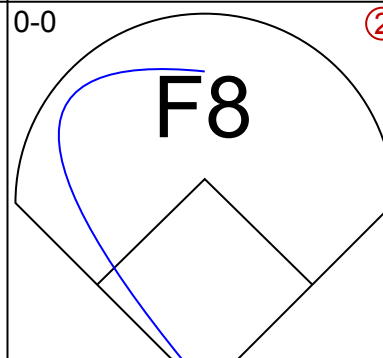
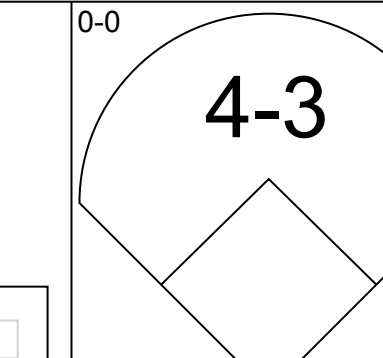
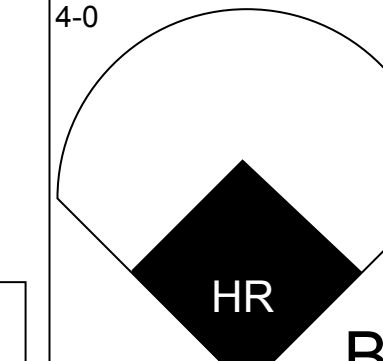
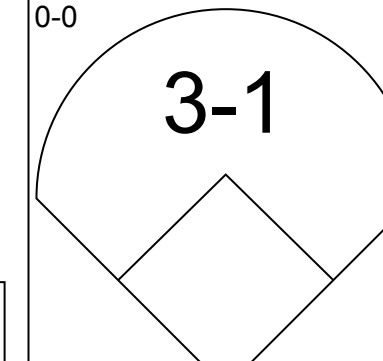
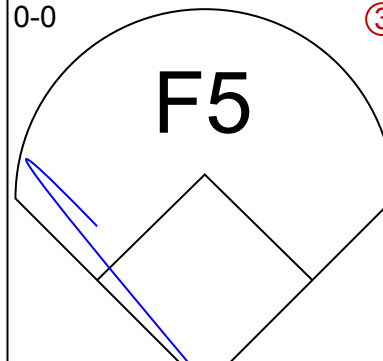
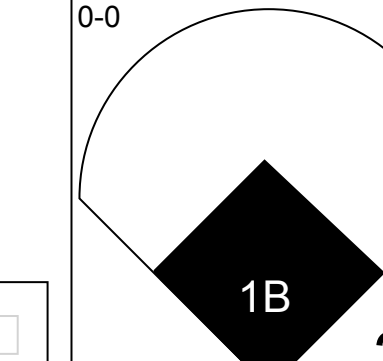
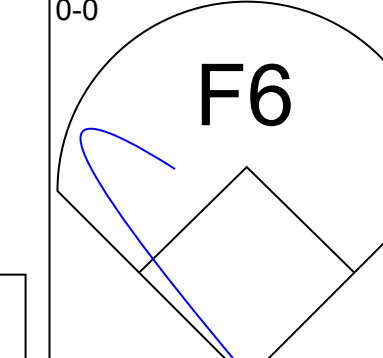
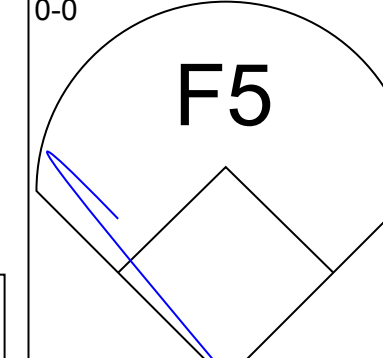
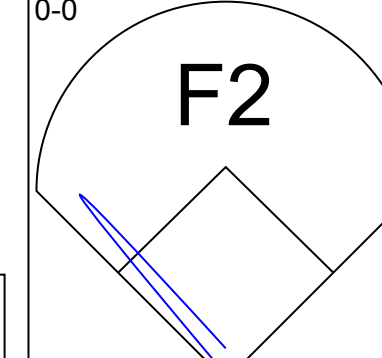
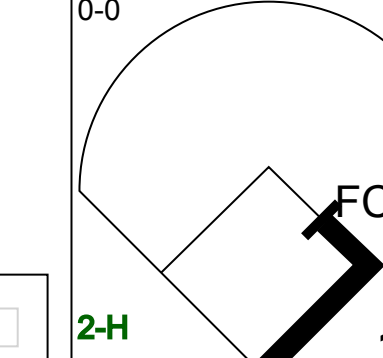
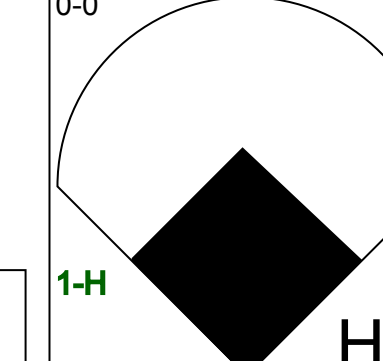
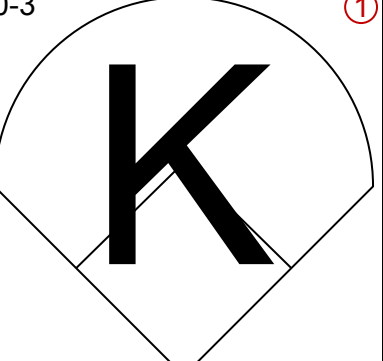
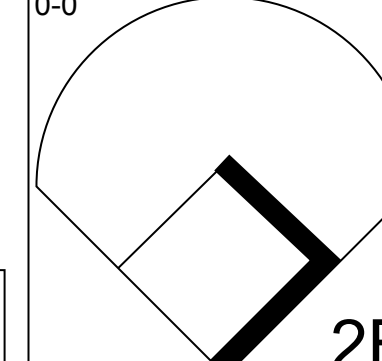
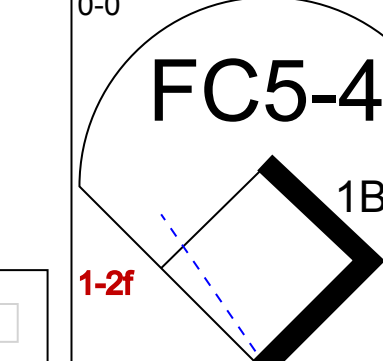
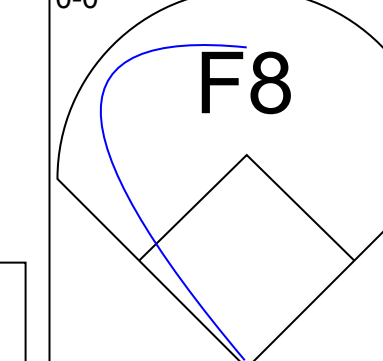
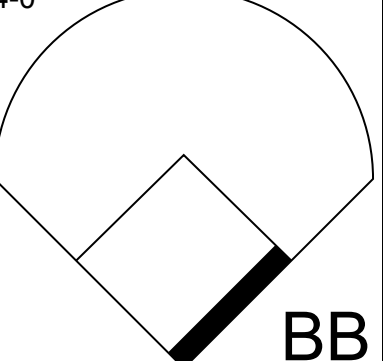
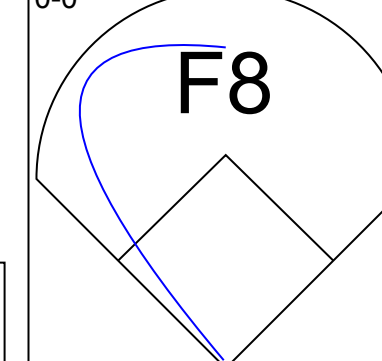
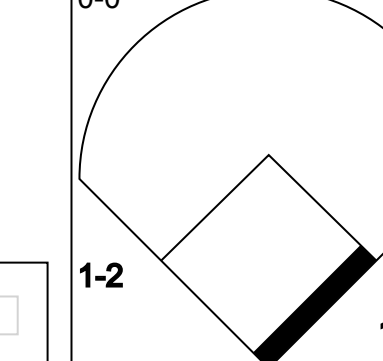

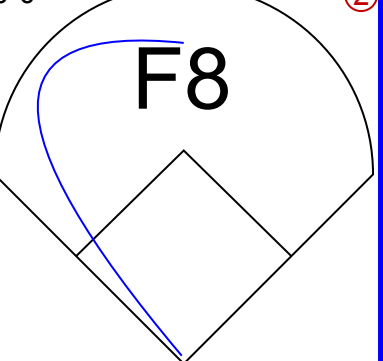
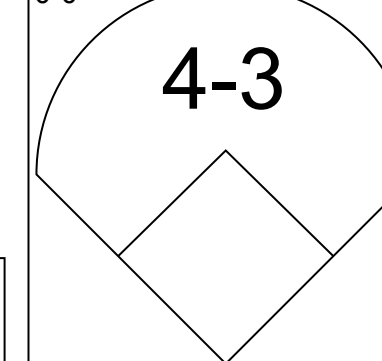
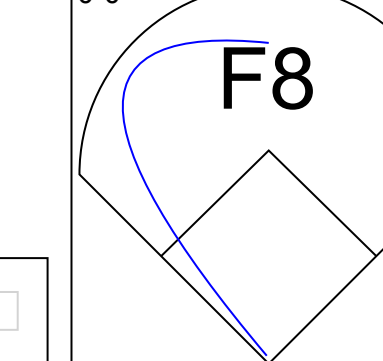



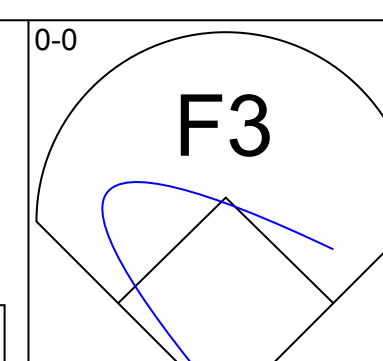
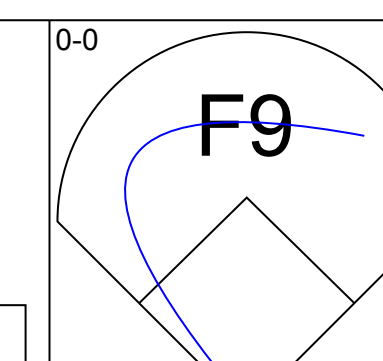
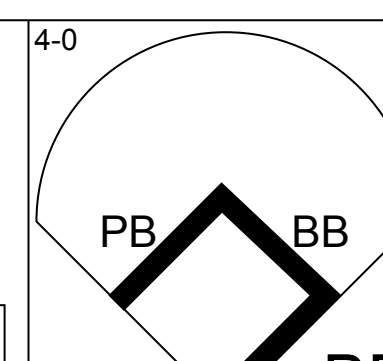
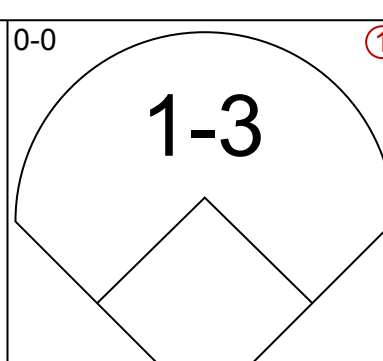
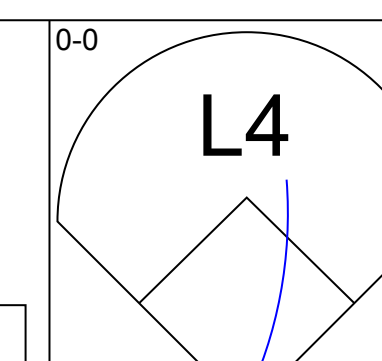
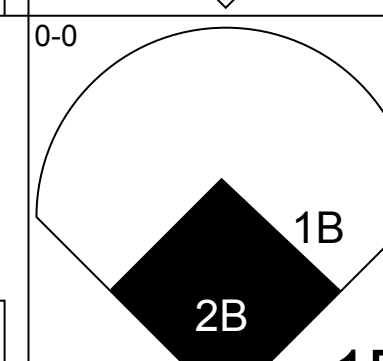
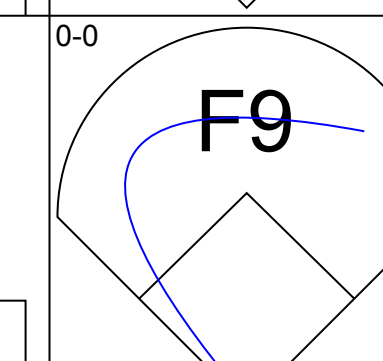
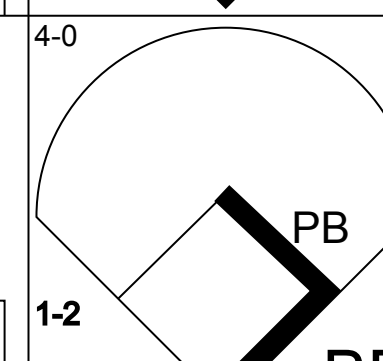
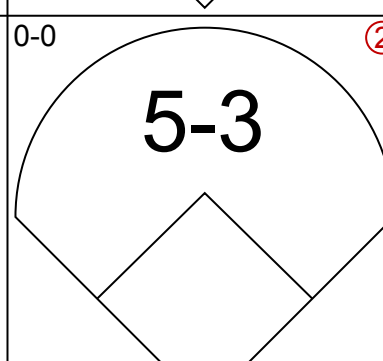
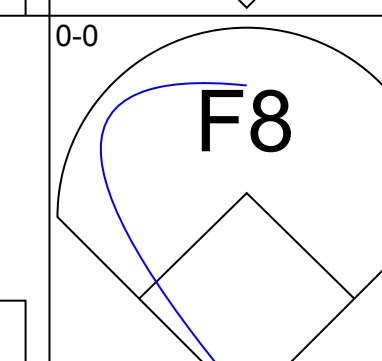
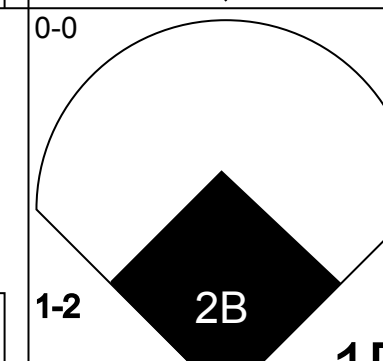
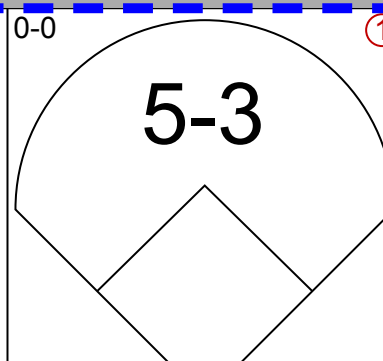
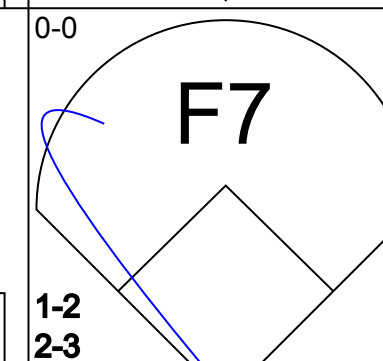
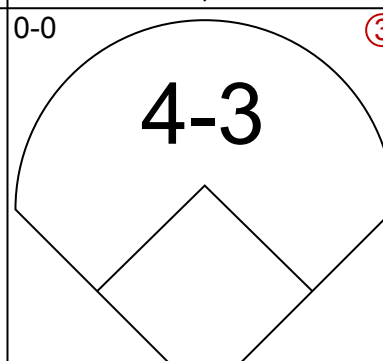
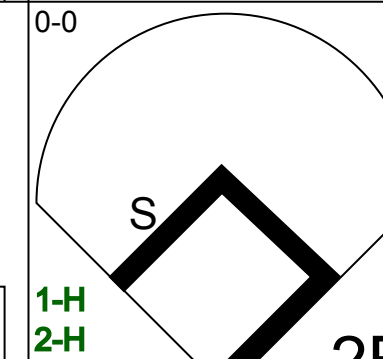
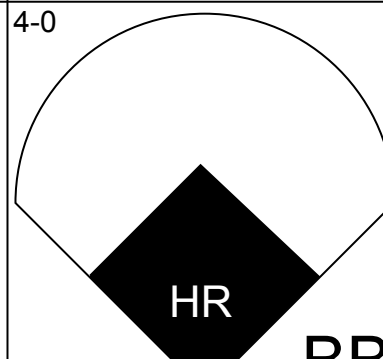
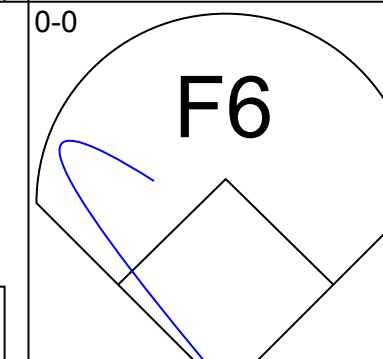
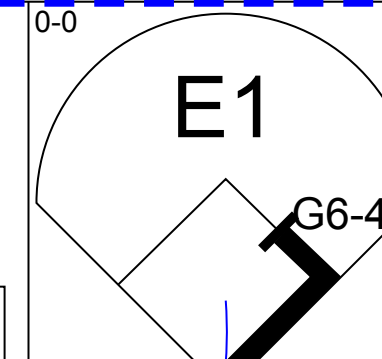

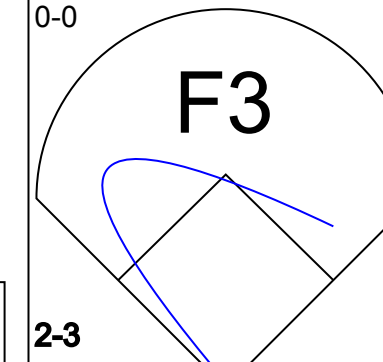
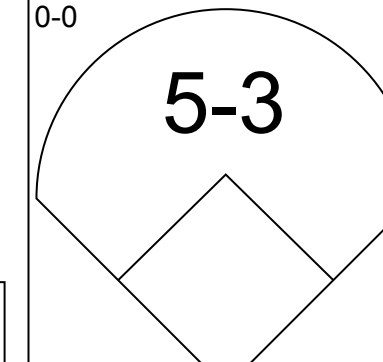
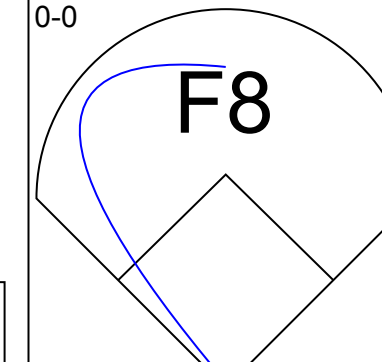
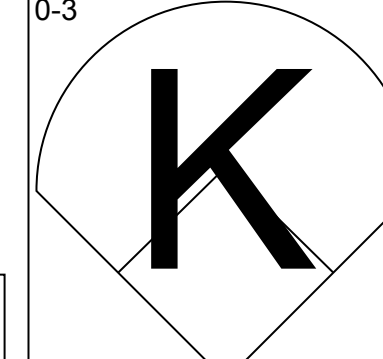
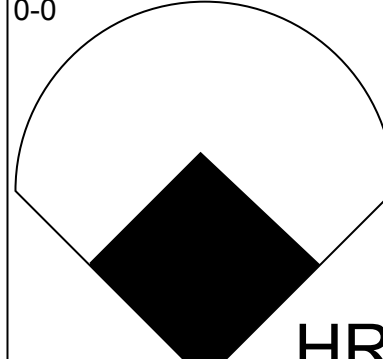

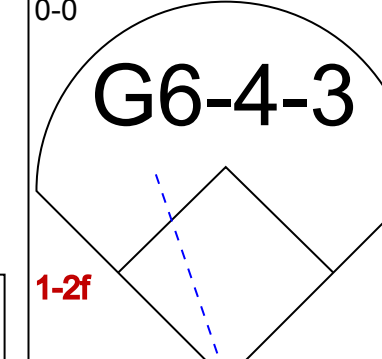

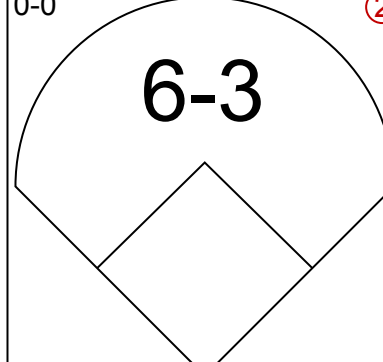
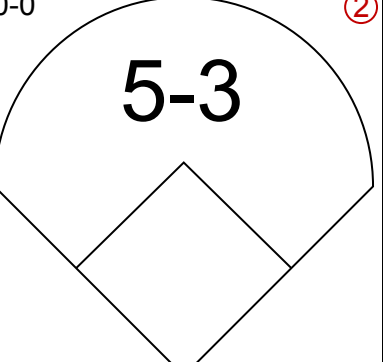

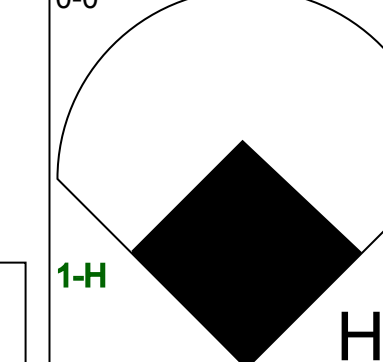
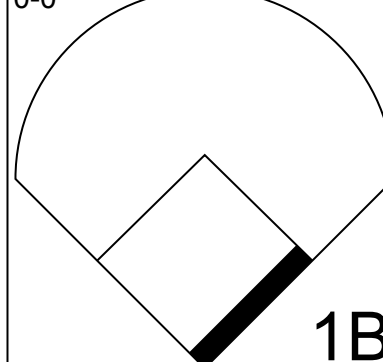
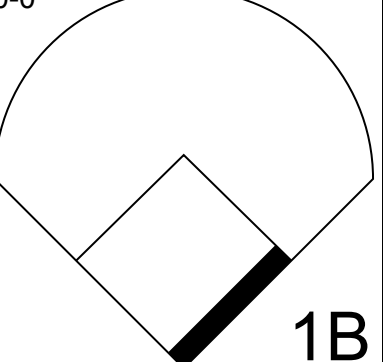
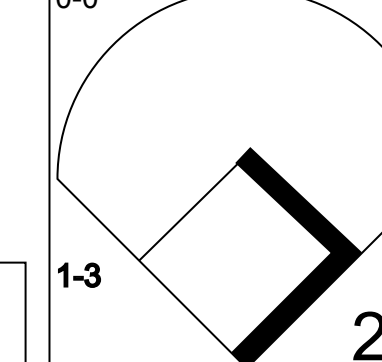

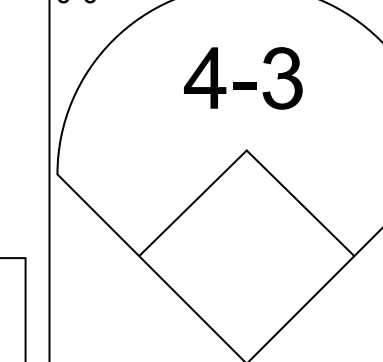
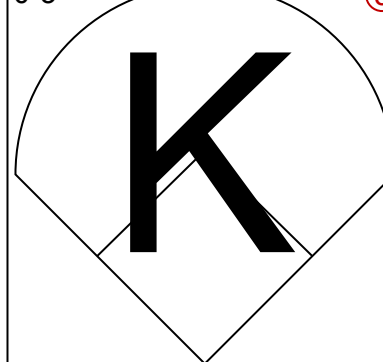
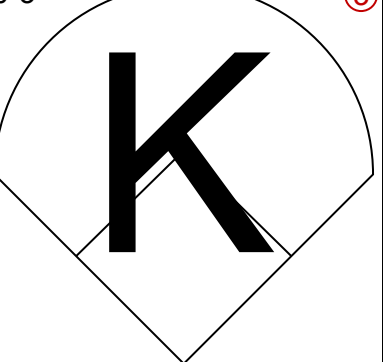
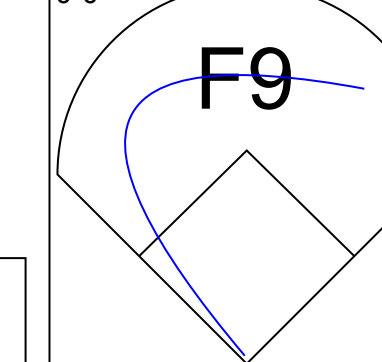
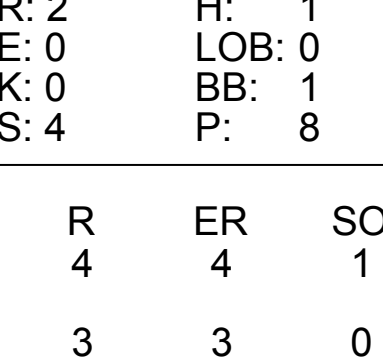

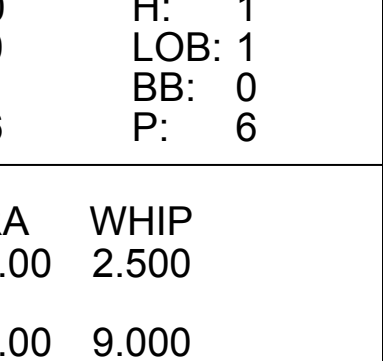
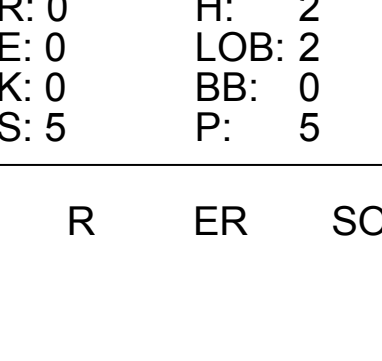
Batter	1	2	3	4	5	6	7	8	9	AB	R	H	RBI	BB	SO	LOB	BOTTOM									
Larry Brown, R OBP: 0.326, SLG: 0.340 (1, 6)										4	1	1	1	0	2	1	Washington Senators @ Cleveland Indians Cleveland Municipal Stadium, Cleveland, OH Wed Aug 17 1966, 7:05 PM EDT Att: 6,842 - Unknown									
Chico Salmon, R OBP: 0.292, SLG: 0.347 (1, 5)										3	1	0	0	1	0	1										
Leon Wagner, L OBP: 0.350, SLG: 0.488 (1, 7)										3	1	1	3	1	0	0										
Dick Radatz, R OBP: 0.111, SLG: 0.111 (8, 1)										0	0	0	0	0	0	0										
Rocky Colavito, R OBP: 0.347, SLG: 0.467 (1, 9)										3	1	1	1	1	1	0										
Chuck Hinton, R OBP: 0.347, SLG: 0.439 (1, 8)										4	0	2	0	0	0	2										
Joe Azcue, R OBP: 0.319, SLG: 0.393 (1, 2)										3	0	1	0	0	0	1										
Jim Gentile, L OBP: 0.325, SLG: 0.490 (1, 3)										3	0	0	0	1	2	2										
Pedro Gonzalez, R OBP: 0.274, SLG: 0.292 (1, 4)										4	1	2	0	0	1	3										
Steve Hargan, R OBP: 0.189, SLG: 0.143 (1, 1)										1	0	0	0	0	1	1										
Jim Landis, R OBP: 0.331, SLG: 0.354 (7, PH)										2	0	0	0	0	1	3										
Inning Stats	R: 0 E: 0 K: 0 S: 3	H: 0 LOB: 2 BB: 2 P: 11	R: 0 E: 0 K: 3 S: 10	H: 1 LOB: 0 BB: 0 P: 10	R: 0 E: 0 K: 1 S: 5	H: 0 LOB: 0 BB: 0 P: 5	R: 0 E: 0 K: 1 S: 6	H: 1 LOB: 1 BB: 0 P: 6	R: 0 E: 0 K: 1 S: 6	H: 1 LOB: 1 BB: 0 P: 6	R: 1 E: 0 K: 0 S: 4	H: 1 LOB: 0 BB: 0 P: 4	R: 4 E: 1 K: 2 S: 10	H: 3 LOB: 0 BB: 1 P: 14	R: 0 E: 0 K: 0 S: 4	H: 1 LOB: 2 BB: 1 P: 8	1B: 6 2B: 0 3B: 0 HR: 2	SF: 0 SAC: 2 DP: 0 HBP: 0	WP: 0 PB: 0 SB: 0 CS: 0	PA: 36						
PITCHER	IP	WLS	BF	H	R	ER	SO	BB	IBB	HBP	BLK	WP	HR	S	P	ERA	WHIP									
Pete Richert, L ERA: 3.22	(1, 1)	6.2	L	30	7	5	5	8	3	0	0	0	0	2	43	55	6.75	1.500								
Ron Kline, R ERA: 2.66	(7, 1)	1.1		6	1	0	0	0	0	1	0	0	0	5	9	0.00	0.750									

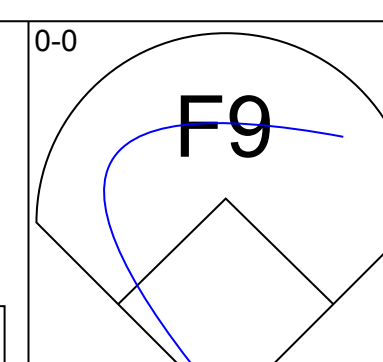
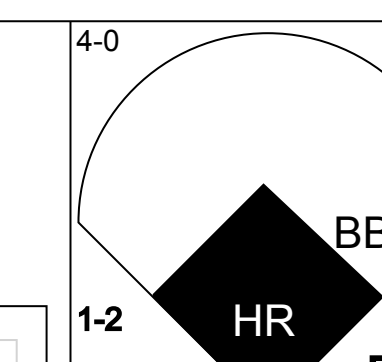
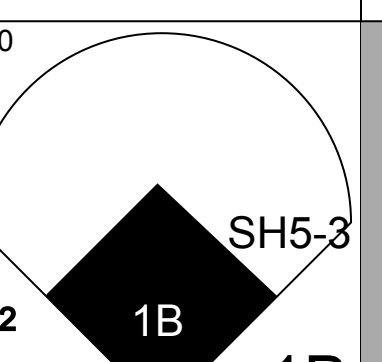
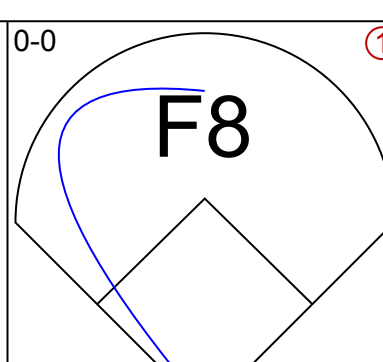
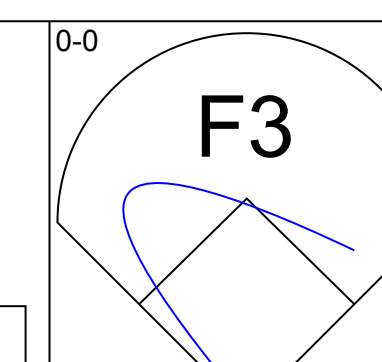
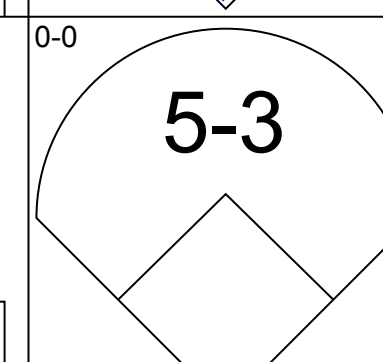
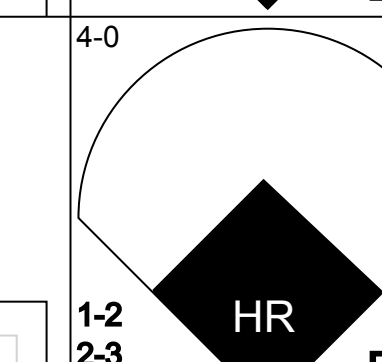
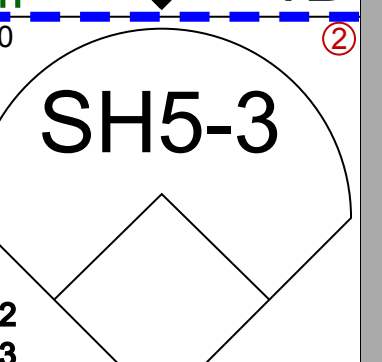
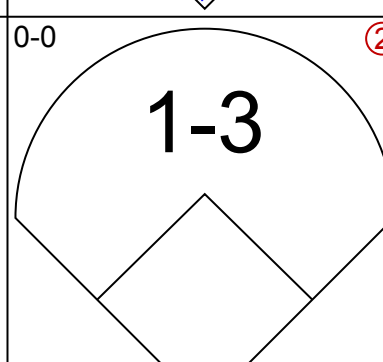
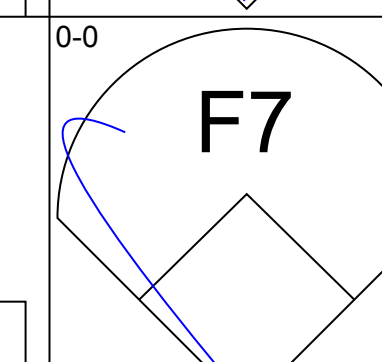
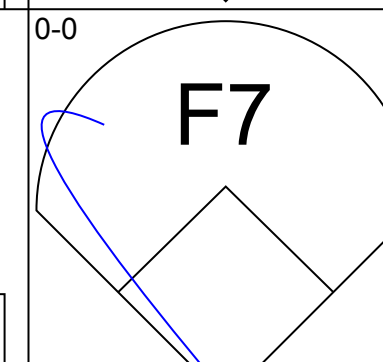
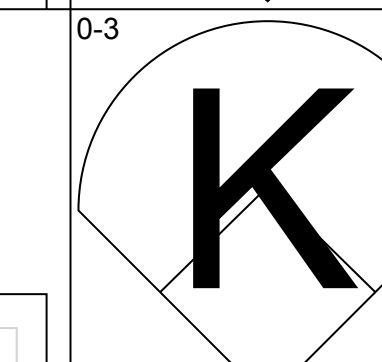
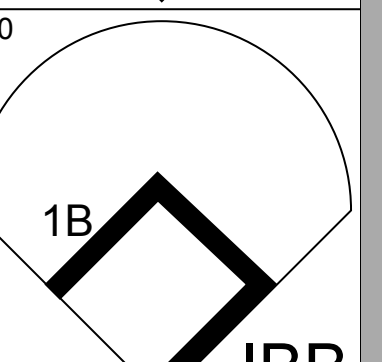
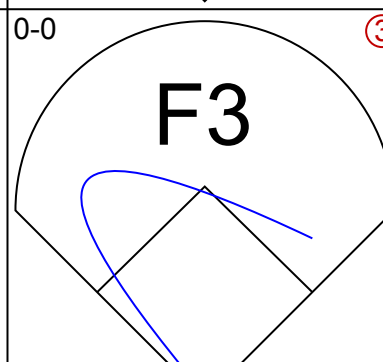

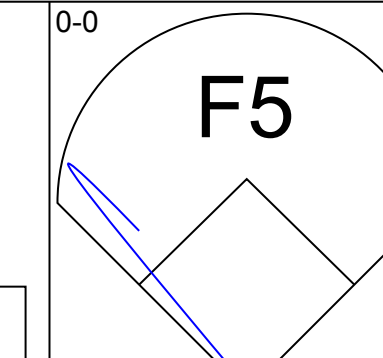
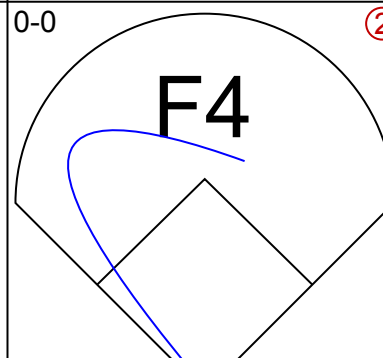
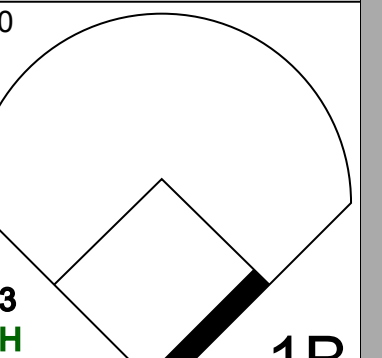
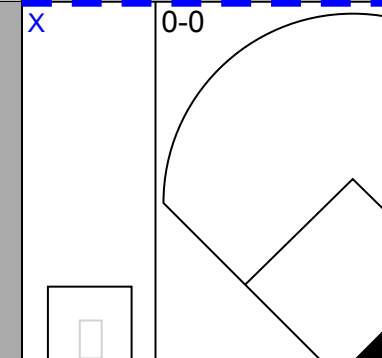
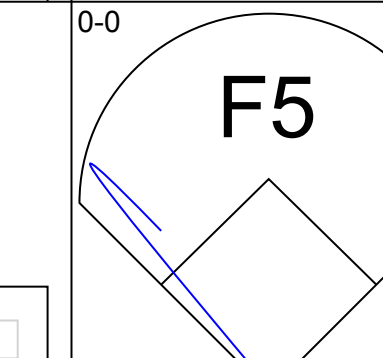
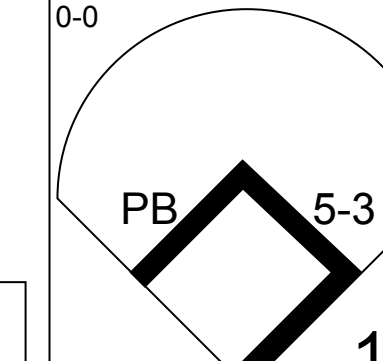
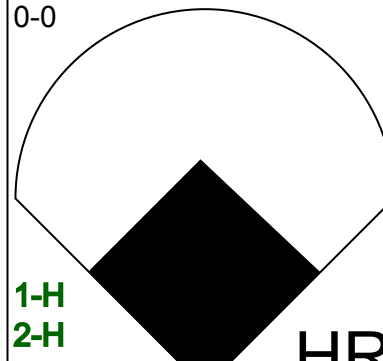
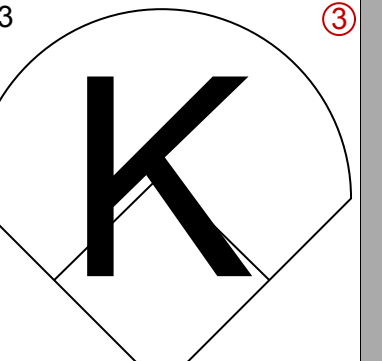
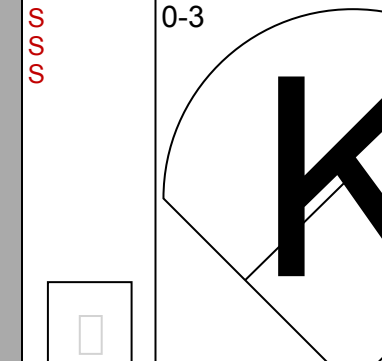
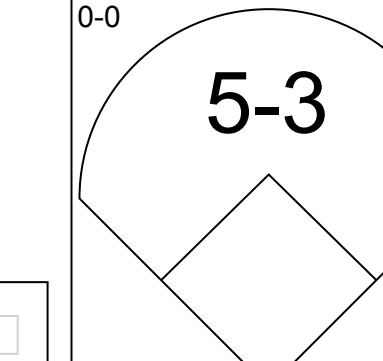
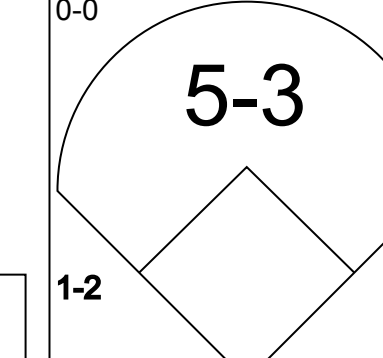
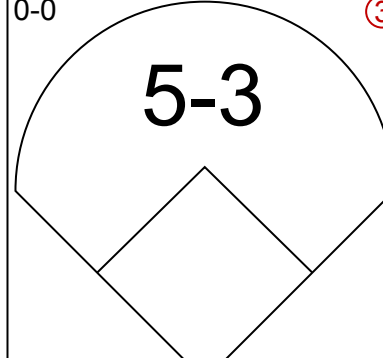
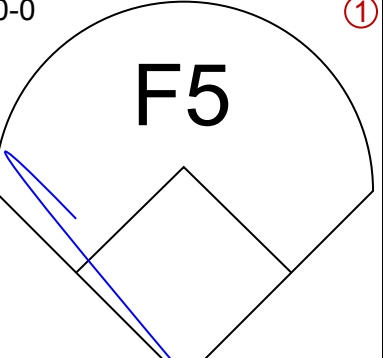
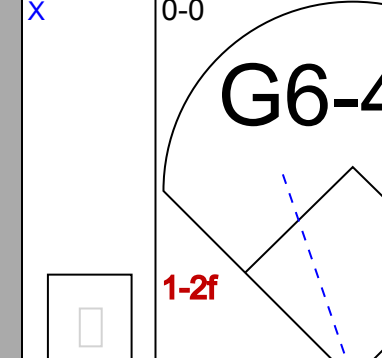
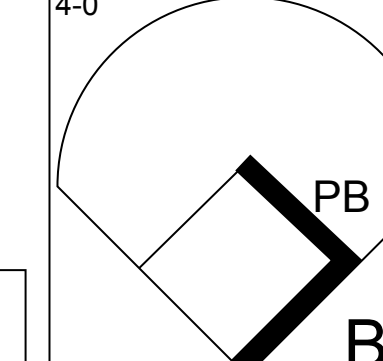

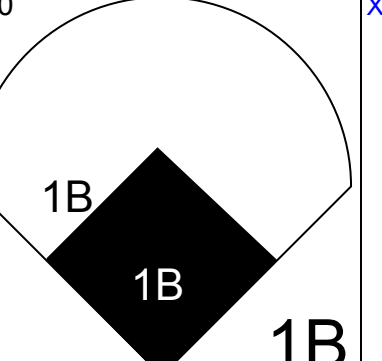
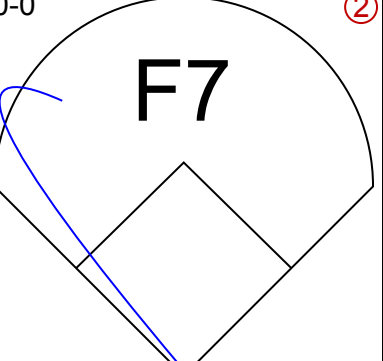
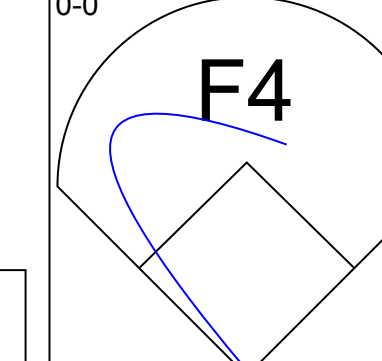
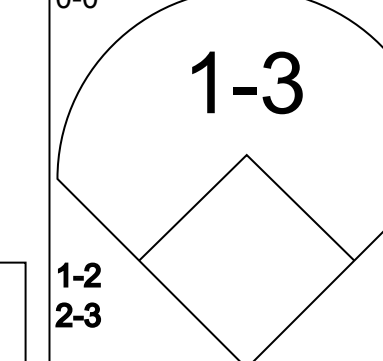

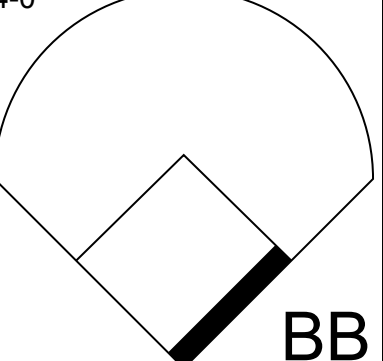
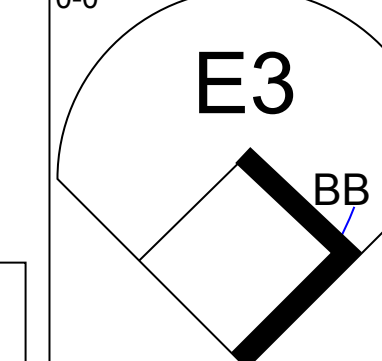
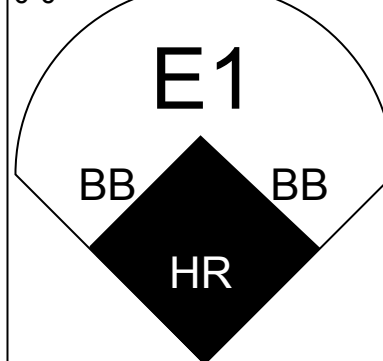
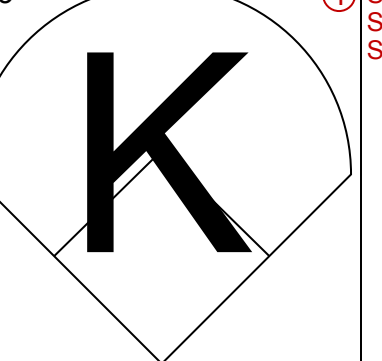
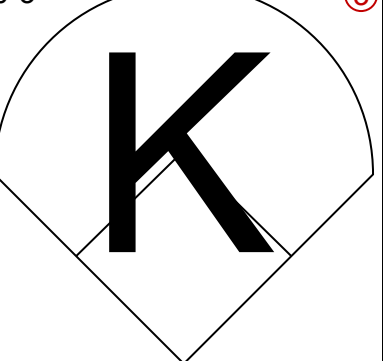
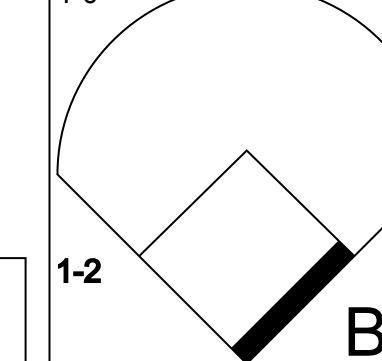
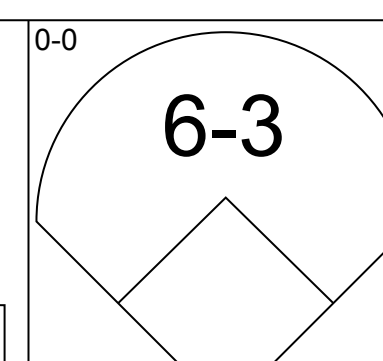
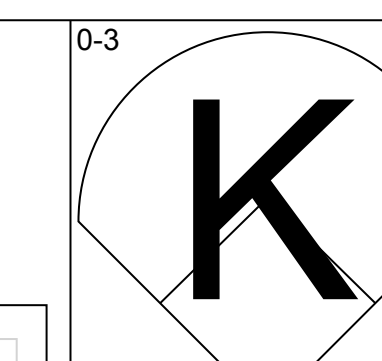
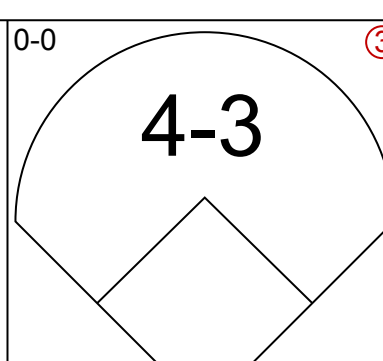
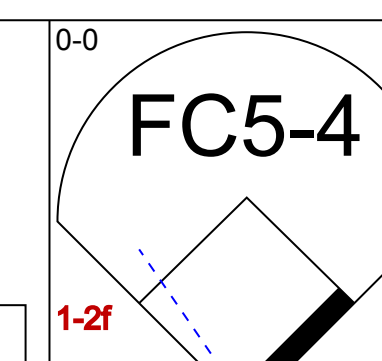
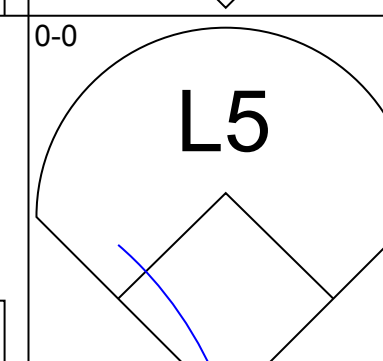
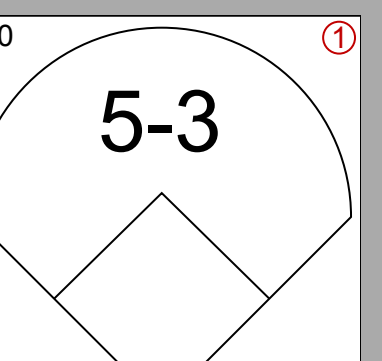
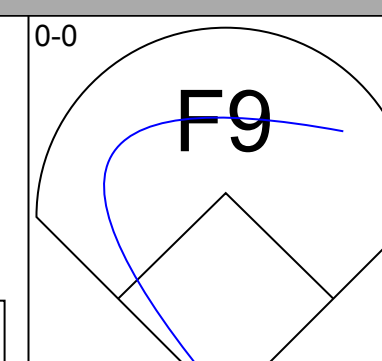
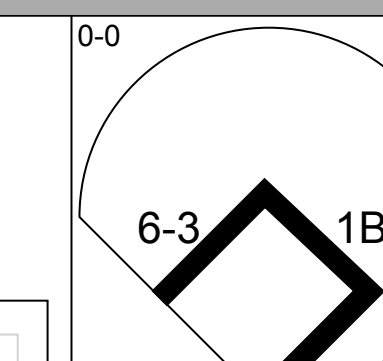
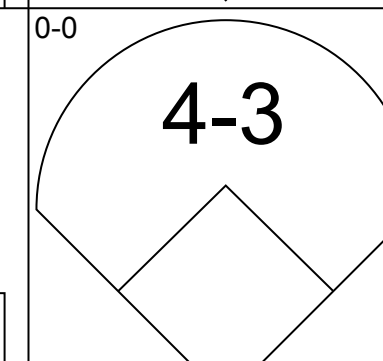
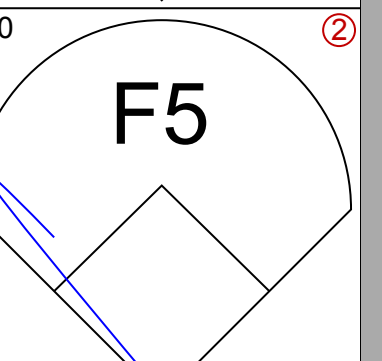
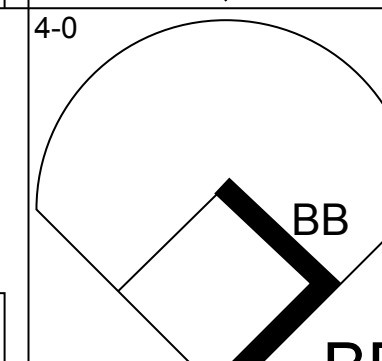
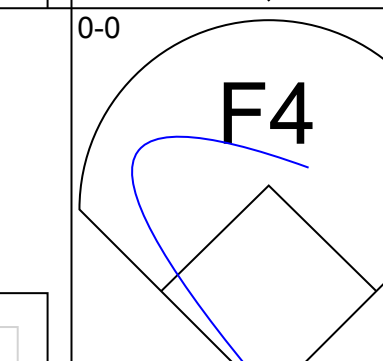
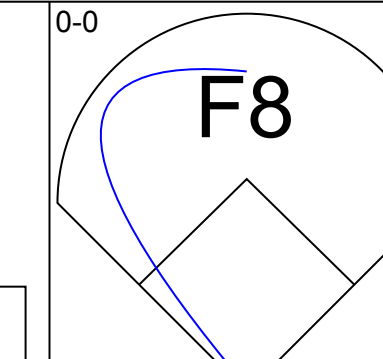
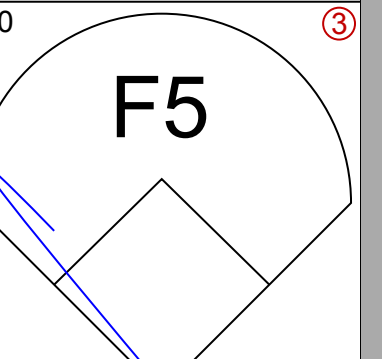
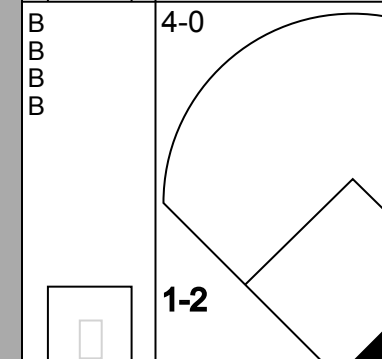
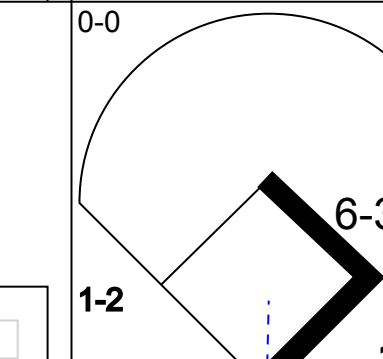
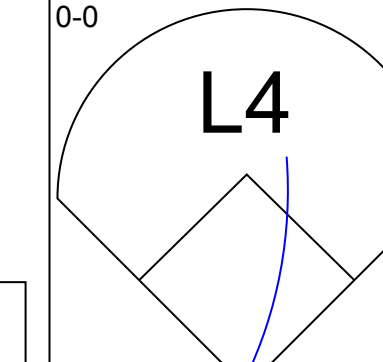
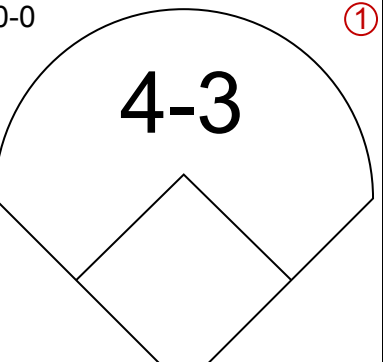
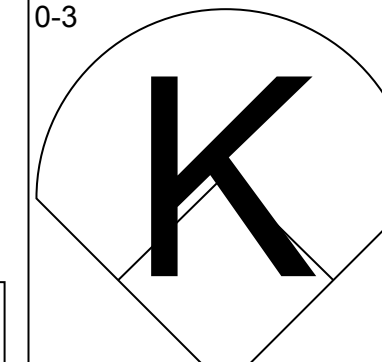
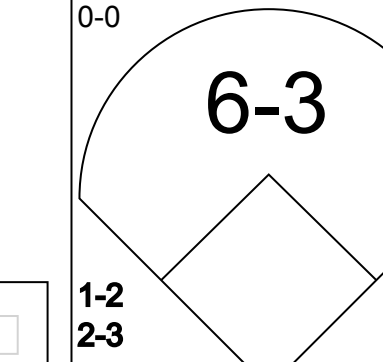
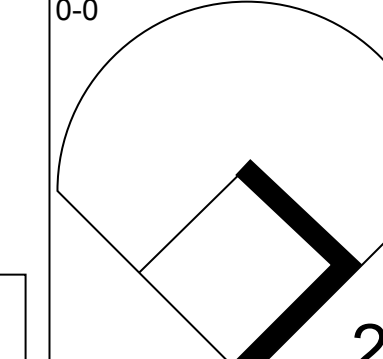
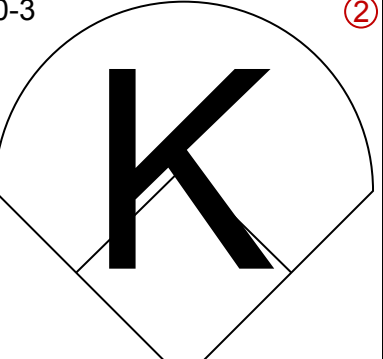
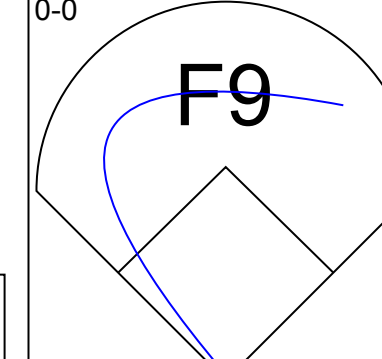
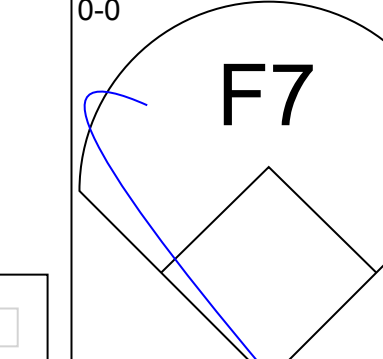
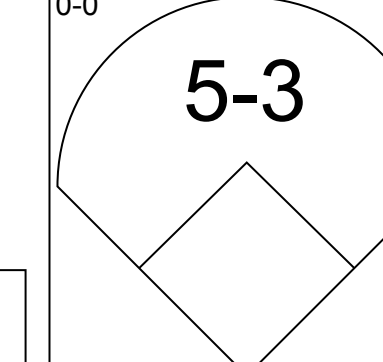
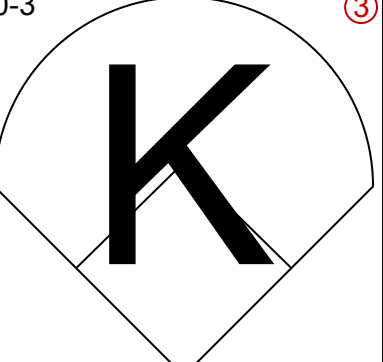
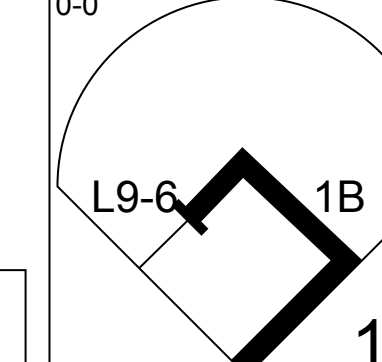
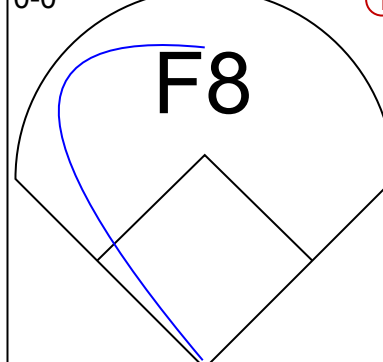
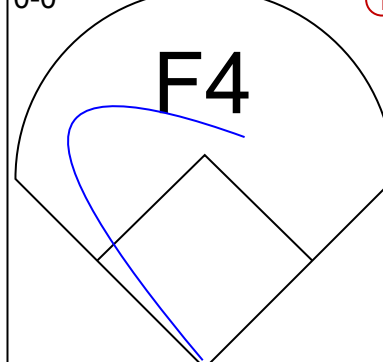
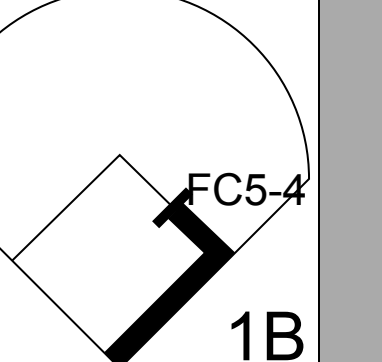
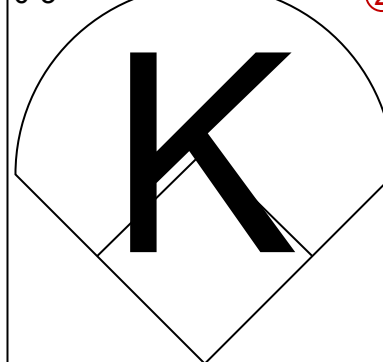
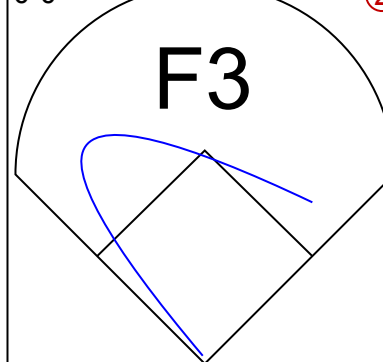
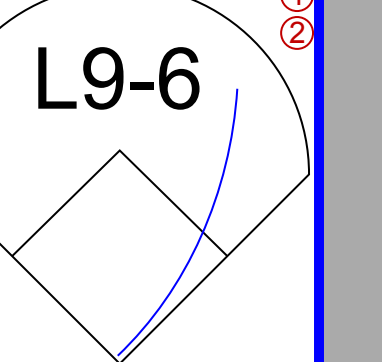


Batter	1	2	3	4	5	6	7	8	9	AB	R	H	RBI	BB	SO	LOB	TOP																
Jose Cardenal, R OBP: 0.309, SLG: 0.386 (1, 8)										4	0	1	0	0	0	5	California Angels @ Washington Senators D.C. Stadium, Washington, DC Fri Aug 19 1966, 7:05 PM EDT Att: 5,742 - Unknown																
Jay Johnstone, L OBP: 0.315, SLG: 0.425 (1, 7)										4	2	2	0	0	2	1																	
Jim Fregosi, R OBP: 0.296, SLG: 0.369 (1, 6)										4	0	1	0	0	0	2																	
Norm Siebern, L OBP: 0.389, SLG: 0.385 (1, 3)										4	0	1	0	0	0	3																	
Bobby Knoop, R OBP: 0.264, SLG: 0.373 (1, 4)										4	1	1	2	0	0	1																	
Tom Satriano, L OBP: 0.330, SLG: 0.301 (1, 2)										3	0	1	0	1	1	0																	
Paul Schaal, R OBP: 0.358, SLG: 0.337 (1, 5)										3	0	1	0	1	0	0																	
Ed Kirkpatrick, L OBP: 0.308, SLG: 0.332 (1, 9)										3	0	0	0	1	0	2																	
Jim Coates, R OBP: 0.133, SLG: 0.143 (6, 1)										3	0	0	0	0	3	5																	
Minnie Rojas, R OBP: 0.070, SLG: 0.036 (6, 1)										0	0	0	0	0	0	0																	
Dean Chance, R OBP: 0.281, SLG: 0.276 (9, PH)										0	0	0	0	0	0	0																	
Willie Smith, L OBP: 0.253, SLG: 0.244 (9, PH)										1	0	0	0	0	1	0																	
Inning Stats	R: 0 E: 0 K: 1 S: 6	H: 1 LOB: 1 BB: 0 P: 6	R: 0 E: 0 K: 1 S: 7	H: 2 LOB: 3 BB: 1 P: 11	R: 1 E: 0 K: 0 S: 4	H: 2 LOB: 0 BB: 0 P: 4	R: 0 E: 0 K: 1 S: 5	H: 0 LOB: 2 BB: 2 P: 13	R: 2 E: 0 K: 0 S: 5	H: 2 LOB: 0 BB: 0 P: 5	R: 0 E: 0 K: 1 S: 5	H: 0 LOB: 0 BB: 0 P: 5	R: 0 E: 0 K: 1 S: 5	H: 1 LOB: 0 BB: 0 P: 5	R: 0 E: 0 K: 1 S: 5	H: 0 LOB: 0 BB: 0 P: 5	1B: 7 2B: 0 3B: 0 HR: 1	SF: 0 SAC: 0 DP: 2 HBP: 0	WP: 0 PB: 0 SB: 0 CS: 0	PA: 36													
PITCHER	IP WLS BF H R ER SO BB IBB HBP BLK WP HR S P ERA WHIP																																
Barry Moore, L ERA: 3.35 (1, 1)	5.0		24	7	3	3	3	3	0	0	0	0	0	1	27	39	5.40	2.000															
Bob Humphreys, R ERA: 3.01 (6, 1)	4.0	W	12	1	0	0	4	0	0	0	0	0	0	0	20	20	0.00	0.250															

Batter	1	2	3	4	5	6	7	8	9	AB	R	H	RBI	BB	SO	LOB	BOTTOM																
Ed Brinkman, R OBP: 0.282, SLG: 0.360 (1, 6)										4	0	0	0	0	2	0	California Angels @ Washington Senators D.C. Stadium, Washington, DC Fri Aug 19 1966, 7:05 PM EDT Att: 5,742 - Unknown																
Bob Saverine, S OBP: 0.307, SLG: 0.356 (1, 4)										4	1	1	0	0	1	0																	
Jim King, L OBP: 0.344, SLG: 0.390 (1, 9)										4	1	2	0	0	0	0																	
Fred Valentine, S OBP: 0.354, SLG: 0.461 (7, 7)										2	1	0	0	2	0	2																	
Frank Howard, R OBP: 0.342, SLG: 0.446 (1, 7)										3	1	2	3	0	1	0																	
Don Lock, R OBP: 0.348, SLG: 0.418 (7, 8)										1	0	0	0	0	0	2																	
Ken McMullen, R OBP: 0.295, SLG: 0.365 (1, 5)										3	1	1	0	1	0	2																	
Ken Harrelson, R OBP: 0.310, SLG: 0.351 (1, 3)										2	0	1	0	2	0	1																	
Paul Casanova, R OBP: 0.267, SLG: 0.414 (1, 2)										2	0	0	2	1	1	1																	
Barry Moore, L ERA: 2.51 (1, 1)	5.1	L	23	4	4	4	4	0	0	0	0	0	0	0	0	3																	
Dick Nen, L ERA: 2.09 (5, PH)	0.0		2	2	0	0	0	0	0	0	0	0	0	0	0	0																	
Bob Humphreys, R ERA: 3.6 (6, 1)	2.2		10	1	1	1	1	2	0	0	0	0	0	0	0	1																	
Inning Stats	R: 0 E: 0 K: 0 S: 3	H: 0 LOB: 0 BB: 0 P: 3	R: 1 E: 0 K: 0 S: 3	H: 1 LOB: 2 BB: 3 P: 15	R: 0 E: 0 K: 1 S: 5	H: 0 LOB: 0 BB: 0 P: 5	R: 0 E: 0 K: 1 S: 5	H: 0 LOB: 1 BB: 1 P: 9	R: 0 E: 0 K: 2 S: 7	H: 0 LOB: 0 BB: 0 P: 7	R: 4 E: 0 K: 0 S: 8	H: 5 LOB: 1 BB: 0 P: 8	R: 0 E: 0 K: 1 S: 6	H: 1 LOB: 2 BB: 1 P: 10	R: 0 E: 0 K: 0 S: 2	H: 0 LOB: 0 BB: 1 P: 6	1B: 6 2B: 0 3B: 0 HR: 1	SF: 1 SAC: 0 DP: 2 HBP: 0	WP: 0 PB: 0 SB: 2 CS: 0	PA: 35													
PITCHER	IP WLS BF H R ER SO BB IBB HBP BLK WP HR S P ERA WHIP																																
Jim Coates, R ERA: 2.51 (1, 1)	0.0		2	2	0	0	0	0	0	0	0	0	0	0	0	0	∞	∞															
Minnie Rojas, R ERA: 2.09 (6, 1)	2.2		10	1	1	1	1	2	0	0	0	0	0	0	10	18	3.38	1.125															

Batter	1	2	3	4	5	6	7	8	9	AB	R	H	RBI	BB	SO	LOB	TOP					
Jay Johnstone, L (1,8) OBP: 0.306, SLG: 0.438										4	0	0	0	0	2	1	California Angels @ Washington Senators D.C. Stadium, Washington, DC Sun Aug 21 1966, 3:33 AM EDT Att: 9,547 - Unknown livebaseballscorecards.com					
Ed Kirkpatrick, L (1,9) OBP: 0.310, SLG: 0.328										4	0	0	0	0	0	0						
Jim Fregosi, R (1,6) OBP: 0.297, SLG: 0.372										3	1	1	1	1	0	0						
Norm Siebern, L (1,3) OBP: 0.382, SLG: 0.376										4	0	0	0	0	0	1						
Buck Rodgers, S (1,2) OBP: 0.272, SLG: 0.340										3	2	1	0	1	0	1						
Willie Smith, L (1,7) OBP: 0.253, SLG: 0.244										4	0	1	1	0	0	1						
Bobby Knoop, R (1,4) OBP: 0.266, SLG: 0.382										4	1	2	2	0	1	1						
Paul Schaal, R (1,5) OBP: 0.359, SLG: 0.333										3	0	1	0	1	0	1						
Ramon Lopez, R (1,1) ERA: 18.0 Marcelino Lopez, L (3,1) ERA: 4.14 Bob Lee, R (3,1) ERA: 2.9 Minnie Rojas, R (5,1) ERA: 2.0 Jack Sanford, R (7,1) ERA: 3.69										8	0	0	0	0	0	0	California Angels 					
Inning Stats	R: 0 E: 0 K: 1 S: 5	H: 0 LOB: 0 BB: 0 P: 5	R: 2 E: 0 K: 0 S: 4	H: 1 LOB: 0 BB: 1 P: 8	R: 0 E: 0 K: 1 S: 5	H: 0 LOB: 0 BB: 0 P: 5	R: 1 E: 0 K: 0 S: 4	H: 1 LOB: 0 BB: 0 P: 4	R: 0 E: 0 K: 2 S: 7	H: 0 LOB: 1 BB: 1 P: 11	R: 0 E: 0 K: 0 S: 3	H: 0 LOB: 1 BB: 0 P: 7	R: 0 E: 0 K: 0 S: 4	H: 1 LOB: 1 BB: 0 P: 4	R: 0 E: 0 K: 0 S: 3	H: 0 LOB: 2 BB: 0 P: 3		R: 1 E: 0 K: 0 S: 6	H: 3 LOB: 2 BB: 0 P: 6	1B: 2 2B: 2 3B: 0 HR: 2	SF: 0 SAC: 0 DP: 0 HBP: 0	WP: 0 PB: 0 SB: 0 CS: 0
PITCHER	IP WLS BF H R ER SO BB IBB HBP BLK WP HR S P ERA WHIP																					
Phil Ortega, R (1,1) ERA: 4.16	8.2 W 35 6 4 4 4 3 0 0 0 0 2 40 52 4.15 1.038																					
Ron Kline, R (9,1) ERA: 2.99	0.1 S 1 0 0 0 0 0 0 0 0 0 0 1 1 0.00 0.000																					

Batter	1	2	3	4	5	6	7	8	9	AB	R	H	RBI	BB	SO	LOB	BOTTOM			
Ed Brinkman, R (1,6) OBP: 0.278, SLG: 0.353										4	0	0	0	1	0	2	California Angels @ Washington Senators D.C. Stadium, Washington, DC Sun Aug 21 1966, 3:33 AM EDT Att: 9,547 - Unknown livebaseballscorecards.com			
Bob Saverine, S (1,4) OBP: 0.308, SLG: 0.354										4	1	1	0	1	0	2				
Jim King, L (1,9) OBP: 0.340, SLG: 0.385										4	1	1	0	0	0	2				
Fred Valentine, S (1,8) OBP: 0.354, SLG: 0.460										3	1	1	2	1	0	2				
Frank Howard, R (1,7) OBP: 0.343, SLG: 0.455										4	1	1	2	0	0	4				
Willie Kirkland, L (8,7) OBP: 0.254, SLG: 0.315										0	0	0	0	0	0	0				
Ken McMullen, R (1,5) OBP: 0.292, SLG: 0.367										4	1	1	1	0	1	2				
Ken Harrelson, R (1,3) OBP: 0.314, SLG: 0.355										3	1	1	0	1	0	0				
Paul Casanova, R (1,2) OBP: 0.275, SLG: 0.431										4	1	4	2	0	0	0				
Phil Ortega, R (1,1) OBP: 0.120, SLG: 0.044										4	0	0	0	0	2	4				
Ron Kline, R (9,1) OBP: 0.400, SLG: 0.250										0	0	0	0	0	0	0				
Inning Stats	R: 2 E: 0 K: 1 S: 8	H: 3 LOB: 1 BB: 0 P: 8	R: 2 E: 0 K: 0 S: 4	H: 1 LOB: 0 BB: 1 P: 8	R: 3 E: 0 K: 1 S: 8	H: 3 LOB: 1 BB: 1 P: 12	R: 0 E: 0 K: 0 S: 3	H: 0 LOB: 2 BB: 2 P: 11	R: 0 E: 0 K: 1 S: 6	H: 1 LOB: 1 BB: 0 P: 6	R: 0 E: 0 K: 0 S: 3	H: 0 LOB: 0 BB: 0 P: 3	R: 0 E: 1 K: 0 S: 3	H: 0 LOB: 0 BB: 0 P: 3	R: 0 E: 0 K: 0 S: 5	H: 2 LOB: 2 BB: 0 P: 5	1B: 5 2B: 2 3B: 0 HR: 3	SF: 0 SAC: 0 DP: 1 HBP: 0	WP: 1 PB: 1 SB: 1 CS: 0	PA: 38
PITCHER	IP WLS BF H R ER SO BB IBB HBP BLK WP HR S P ERA WHIP																			
Ramon Lopez, R (1,1) ERA: 18.0	2.0 L 11 4 4 4 1 1 0 0 0 0 2 3 7 18.00 2.500																			
Marcelino Lopez, L (3,1) ERA: 4.14	0.1 4 2 3 3 0 1 0 0 0 0 0 2 3 7 81.00 9.000																			
Bob Lee, R (3,1) ERA: 2.9	1.2 8 1 0 0 1 2 0 0 0 0 0 0 8 16 0.00 1.800																			
Minnie Rojas, R (5,1) ERA: 2.0	2.0 7 1 0 0 1 0 0 0 0 0 0 0 9 9 0.00 0.500																			
Jack Sanford, R (7,1) ERA: 3.69	2.0 8 2 0 0 0 0 0 0 0 0 1 0 8 8 0.00 1.000																			

Batter	1	2	3	4	5	6	7	8	9	AB	R	H	RBI	BB	SO	LOB	TOP			
Zoilo Versalles, R OBP: 0.304, SLG: 0.361	 F9		 HR BB	 SH5-3 1B		 F8		 F3		4	2	1	1	1	0	2	Minnesota Twins @ Washington Senators D.C. Stadium, Washington, DC Tue Aug 23 1966, 7:05 PM EDT Unknown			
Cesar Tovar, R OBP: 0.329, SLG: 0.351	 5-3		 HR BB	 SH5-3		 1-3		 F7		3	1	0	0	1	0	2				
Tony Oliva, L OBP: 0.367, SLG: 0.539	 F7		 K	 1B IBB		 F3		 G3		4	0	0	0	1	1	3				
Harmon Killebrew, R OBP: 0.401, SLG: 0.530 Don Mincher, L OBP: 0.321, SLG: 0.400		 F5	 F4	 1B		 G6-4-3 1B		 F5		5	0	2	2	0	0	3				
Rich Rollins, R OBP: 0.288, SLG: 0.391	 PB 5-3 1B		 HR	 K		 K		 5-3		5	1	2	4	0	2	3				
Earl Battey, R OBP: 0.327, SLG: 0.328 Russ Nixon, L OBP: 0.356, SLG: 0.288	 5-3		 5-3		 F5		 G6-4-3 1-2			4	0	0	0	0	0	2				
Bob Allison, R OBP: 0.348, SLG: 0.379	 PB BB		 HR	 1B 1B		 F7		 F4		3	1	1	0	1	0	0				
Ted Uhlaender, L OBP: 0.254, SLG: 0.267	 1-3		 SH5-3 1B 1B		 BB		 E3 BB			3	1	1	0	1	0	2				
Jim Kaat, L OBP: 0.222, SLG: 0.291			 E1 BB HR	 K		 K		 BB		3	1	0	0	1	2	3				
Inning Stats	R: 0 E: 0 K: 0 S: 3	H: 0 LOB: 0 BB: 0 P: 3	R: 0 E: 0 K: 0 S: 4	H: 1 LOB: 2 BB: 1 P: 8	R: 4 E: 1 K: 1 S: 7	H: 1 LOB: 0 BB: 2 P: 15	R: 3 E: 0 K: 2 S: 11	H: 4 LOB: 1 BB: 1 P: 15	R: 0 E: 0 K: 1 S: 5	H: 0 LOB: 1 BB: 1 P: 9	R: 0 E: 0 K: 0 S: 3	H: 1 LOB: 0 BB: 0 P: 5	R: 0 E: 1 K: 0 S: 4	H: 0 LOB: 2 BB: 1 P: 8	R: 0 E: 0 K: 0 S: 3	H: 0 LOB: 0 BB: 0 P: 3	1B: 6 2B: 0 3B: 0 HR: 1	SF: 0 SAC: 1 DP: 1 HBP: 0	WP: 0 PB: 1 SB: 0 CS: 0	PA: 41
PITCHER	IP	WLS	BF	H	R	ER	SO	BB	IBB	HBP	BLK	WP	HR	S	P	ERA	WHIP			
Pete Richert, L ERA: 3.3	3.1	L	19	5	7	3	2	3	0	0	0	0	1	20	32	8.10	2.400			
Jim Hannan, R ERA: 4.16	2.2		11	1	0	0	2	1	1	0	0	0	0	13	21	0.00	0.750			
Casey Cox, R ERA: 3.33	2.0		8	1	0	0	1	1	0	0	0	0	0	9	13	0.00	1.000			
Mike McCormick, L ERA: 3.79	1.0		3	0	0	0	0	0	0	0	0	0	0	3	3	0.00	0.000			
Batter	1	2	3	4	5	6	7	8	9	AB	R	H	RBI	BB	SO	LOB	BOTTOM			
Ed Brinkman, R OBP: 0.276, SLG: 0.350	 6-3		 K			 4-3		 FC5-4 1-2		4	0	0	0	0	1	1	Minnesota Twins @ Washington Senators D.C. Stadium, Washington, DC Tue Aug 23 1966, 7:05 PM EDT Unknown			
Bob Saverine, S OBP: 0.307, SLG: 0.352	 L5			 5-3			 F9		 6-3 1B	4	0	1	0	0	0	0				
Ken McMullen, R OBP: 0.291, SLG: 0.364	 4-3			 F5			 BB BB		 F4	3	0	0	0	1	0	1				
Fred Valentine, S OBP: 0.355, SLG: 0.459		 F8		 F5		 BB		 6-3 1B		3	0	1	0	1	0	0				
Frank Howard, R OBP: 0.340, SLG: 0.450	 L4				 4-3		 K		 6-3	4	0	0	0	0	1	4				
Don Lock, R OBP: 0.346, SLG: 0.418	 2B				 K		 F9		 F7	4	0	1	0	0	1	4				
Ken Harrelson, R OBP: 0.314, SLG: 0.355	 5-3				 K			 L9-6 1B		3	0	1	0	0	1	1				
Paul Casanova, R OBP: 0.276, SLG: 0.430			 F8			 F4		 FC5-4 1B		3	0	1	0	0	0	0				
Pete Richert, L OBP: 0.140, SLG: 0.192 Jim Hamman, R OBP: 0.125, SLG: 0.087 Tim Culbert, R OBP: 0.125, SLG: 0.087 Casey Cox, R OBP: 0.356, SLG: 0.487 Ken Hamlin, R OBP: 0.306, SLG: 0.287 Mike McCormick, L OBP: 0.220, SLG: 0.333			 K			 F3		 L9-6 2-3		1	0	0	0	0	1	0				
Inning Stats	R: 0 E: 0 K: 0 S: 3	H: 0 LOB: 0 BB: 0 P: 3	R: 0 E: 0 K: 0 S: 4	H: 1 LOB: 1 BB: 0 P: 4	R: 0 E: 0 K: 2 S: 7	H: 0 LOB: 0 BB: 0 P: 7	R: 0 E: 0 K: 0 S: 3	H: 0 LOB: 0 BB: 0 P: 3	R: 0 E: 0 K: 1 S: 5	H: 0 LOB: 2 BB: 2 P: 13	R: 0 E: 0 K: 0 S: 4	H: 2 LOB: 1 BB: 0 P: 4	R: 0 E: 0 K: 0 S: 5	H: 2 LOB: 2 BB: 0 P: 5	R: 0 E: 0 K: 0 S: 3	H: 0 LOB: 0 BB: 0 P: 3	1B: 4 2B: 2 3B: 0 HR: 0	SF: 0 SAC: 0 DP: 1 HBP: 0	WP: 0 PB: 0 SB: 0 CS: 0	PA: 33
PITCHER	IP	WLS	BF	H	R	ER	SO	BB	IBB	HBP	BLK	WP	HR	S	P	ERA	WHIP			
Jim Kaat, L ERA: 2.89	9.0	W	33	5	0	0	5	2	0	0	0	0	0	41	49	0.00	0.778			

Batter	1	2	3	4	5	6	7	8	9	AB	R	H	RBI	BB	SO	LOB	TOP					
Zoilo Versalles, R OBP: 0.306, SLG: 0.362	6-3			E6 4-3 WP 1B		L4				4	1	2	0	0	0	0	Minnesota Twins @ Washington Senators D.C. Stadium, Washington, DC Tue Aug 23 1966, 7:05 PM EDT Att: 11,853 - Unknown livebaseballscorecards.com					
Cesar Tovar, R OBP: 0.326, SLG: 0.347	K			4-3			6-3 1B BB	F7		3	1	0	0	1	1	2						
Tony Oliva, L OBP: 0.364, SLG: 0.535	K			6-3			6-3	K		4	0	0	0	0	2	2						
Harmon Killebrew, R OBP: 0.400, SLG: 0.527		F8		6-3			E 1B	F8		4	1	1	1	0	0	0						
Rich Rollins, R OBP: 0.287, SLG: 0.389 Bernie Allen, L OBP: 0.303, SLG: 0.342		4-3			F7		E5 WP 1B			4	0	1	0	0	0	1						
Earl Battey, R OBP: 0.326, SLG: 0.327		F8			F8		WP 1B	F7		4	0	1	1	0	0	1						
Bob Allison, R OBP: 0.341, SLG: 0.370 Al Worthington, R OBP: 0.250, SLG: 0.500 Don Mincher, L OBP: 0.321, SLG: 0.399			6-3		K		1-2 2-3	F3		3	0	0	0	0	2	2						
Ted Uhlaender, L OBP: 0.251, SLG: 0.263			6-3			4-3	4-3			3	0	0	0	0	0	2						
Mudcat Grant, R OBP: 0.200, SLG: 0.228 Jimmie Hall, L OBP: 0.289, SLG: 0.433			K			F6		K		2	0	0	0	0	1	0						
Inning Stats	R: 0 E: 0 K: 2 S: 7	H: 0 LOB: 0 BB: 0 P: 7	R: 0 E: 0 K: 0 S: 3	H: 0 LOB: 0 BB: 0 P: 3	R: 0 E: 0 K: 1 S: 5	H: 0 LOB: 0 BB: 0 P: 5	R: 1 E: 1 K: 0 S: 4	H: 1 LOB: 0 BB: 0 P: 4	R: 0 E: 0 K: 1 S: 5	H: 0 LOB: 0 BB: 0 P: 5	R: 0 E: 0 K: 0 S: 3	H: 0 LOB: 0 BB: 0 P: 3	R: 2 E: 1 K: 1 S: 8	H: 2 LOB: 2 BB: 1 P: 12	R: 0 E: 0 K: 2 S: 8	H: 1 LOB: 1 BB: 0 P: 8		R: 0 E: 0 K: 0 S: 4	H: 1 LOB: 1 BB: 0 P: 4	1B: 5 2B: 0 3B: 0 HR: 0	SF: 0 SAC: 0 DP: 0 HBP: 0	WP: 2 PB: 0 SB: 0 CS: 0
PITCHER	IP	WLS	BF	H	R	ER	SO	BB	IBB	HBP	BLK	WP	HR	S	P	ERA	WHIP					
Frank Kreutzer, L ERA: 3.22	6.1		21	1	2	1	4	1	0	0	0	1	0	28	32	1.42	0.316					
Bob Humphreys, R ERA: 3.05	1.2	W	9	3	1	1	3	0	0	0	0	1	0	15	15	5.40	1.800					
Ron Kline, R ERA: 2.56	1.0	S	4	1	0	0	0	0	0	0	0	0	0	4	4	0.00	1.000					

Batter	1	2	3	4	5	6	7	8	9	AB	R	H	RBI	BB	SO	LOB	BOTTOM				
Ed Brinkman, R OBP: 0.276, SLG: 0.350	K		F4			SH5-4 2B 1B		K		4	1	1	0	0	2	0	Minnesota Twins @ Washington Senators D.C. Stadium, Washington, DC Tue Aug 23 1966, 7:05 PM EDT Att: 11,853 - Unknown livebaseballscorecards.com				
Bob Saverine, S OBP: 0.307, SLG: 0.350	4-3			F2		SH5-4 1-2		G6-4-3 BB		2	0	0	0	1	0	0					
Jim King, L OBP: 0.339, SLG: 0.387	4-3			K		2H 2B		G6-4-3 1-2		4	0	1	1	0	1	1					
Fred Valentine, S OBP: 0.353, SLG: 0.455		K		F4		F6				3	0	0	0	0	1	1					
Frank Howard, R OBP: 0.340, SLG: 0.452 Don Lock, R OBP: 0.346, SLG: 0.418					F7	F8				3	0	1	0	0	0	1					
Ken McMullen, R OBP: 0.292, SLG: 0.367						3B 2B		3-1		3	1	1	0	0	0	1					
Ken Harrelson, R OBP: 0.314, SLG: 0.360						4-6-3 3B		K		3	1	1	1	0	1	1					
Jim French, L OBP: 0.321, SLG: 0.250 Paul Casanova, R OBP: 0.276, SLG: 0.430				4-3		4-6-3		G3		3	0	0	1	0	0	0					
Frank Kreutzer, R OBP: 0.333, SLG: 0.333 Bob Humphreys, R OBP: 0.357, SLG: 0.182 Willie Kirkland, L OBP: 0.259, SLG: 0.344 Ron Kline, R OBP: 0.400, SLG: 0.250				K		3H K				2	0	0	0	0	2	0					
Inning Stats	R: 0 E: 0 K: 1 S: 5	H: 0 LOB: 0 BB: 0 P: 5	R: 0 E: 0 K: 1 S: 6	H: 1 LOB: 1 BB: 0 P: 6	R: 0 E: 0 K: 1 S: 5	H: 0 LOB: 0 BB: 0 P: 5	R: 0 E: 0 K: 1 S: 5	H: 0 LOB: 0 BB: 0 P: 5	R: 2 E: 0 K: 0 S: 5	H: 2 LOB: 1 BB: 0 P: 5	R: 0 E: 0 K: 1 S: 5	H: 0 LOB: 0 BB: 0 P: 5	R: 1 E: 0 K: 1 S: 5	H: 1 LOB: 1 BB: 1 P: 9	1B: 1 2B: 3 3B: 1 HR: 1	SF: 0 SAC: 1 DP: 1 HBP: 0		WP: 0 PB: 0 SB: 0 CS: 0	PA: 30		
PITCHER	IP	WLS	BF	H	R	ER	SO	BB	IBB	HBP	BLK	WP	HR	S	P	ERA	WHIP				
Mudcat Grant, R ERA: 2.97	6.0		23	5	3	3	5	0	0	0	0	0	1	10	14	4.50	0.833				
Al Worthington, R ERA: 2.07	2.0	L	7	1	1	1	2	1	0	0	0	0	1	10	14	4.50	1.000				

Batter	1	2	3	4	5	6	7	8	9	AB	R	H	RBI	BB	SO	LOB	TOP					
Larry Brown, R OBP: 0.329, SLG: 0.332 (1, 6)	0-0 6-3		0-0 5-3			0-0 1B		0-0 F8	0-0 F8	4	0	1	0	0	0	1	Cleveland Indians @ Washington Senators D.C. Stadium, Washington, DC Fri Aug 26 1966, 7:05 PM EDT Att: 5,255 - Unknown livebaseballscorecards.com					
Leon Wagner, L OBP: 0.346, SLG: 0.488 (1, 7)	0-3 K			0-0 F9		0-0 4-3		0-0 G3	0-0 G3	4	0	0	0	0	1	1						
Chuck Hinton, R OBP: 0.328, SLG: 0.419 (1, 8)	0-3 K			0-0 6-3			0-0 F9		0-0 1B	4	0	1	0	0	1	0						
Rocky Colavito, R OBP: 0.353, SLG: 0.475 (1, 9)		0-0 G1-6-3 1B		0-0 F8			0-0 F8		0-0 F7	4	0	1	0	0	0	1						
Fred Whitfield, L OBP: 0.291, SLG: 0.460 (1, 3)		0-0 G1-6-3 1-2			0-0 F9		0-0 F2			3	0	0	0	0	0	1						
Joe Azzue, R OBP: 0.312, SLG: 0.375 (1, 2)		0-0 F9			0-0 5-3			0-0 F9		3	0	0	0	0	0	0						
Max Alvis, R OBP: 0.298, SLG: 0.355 (1, 5)			0-0 2B		0-0 F7			0-0 5-3		3	0	1	0	0	0	0						
Chico Salmon, R OBP: 0.290, SLG: 0.346 (1, 4)			0-3 K		0-0 5-3			0-0 FC6-4 1B		3	0	1	0	0	1	1						
Steve Hargan, R OBP: 0.167, SLG: 0.125 (1, 1)			0-0 L5		0-0 4-3			0-0 FC6-4 1-2		3	0	0	0	0	0	2						
Inning Stats	R: 0 E: 0 K: 2 S: 7	H: 0 LOB: 0 BB: 0 P: 7	R: 0 E: 0 K: 0 S: 3	H: 1 LOB: 0 BB: 0 P: 3	R: 0 E: 0 K: 1 S: 6	H: 1 LOB: 1 BB: 0 P: 6	R: 0 E: 0 K: 0 S: 3	H: 0 LOB: 0 BB: 0 P: 3	R: 0 E: 0 K: 0 S: 3	H: 0 LOB: 0 BB: 0 P: 3	R: 0 E: 0 K: 0 S: 4	H: 1 LOB: 1 BB: 0 P: 4	R: 0 E: 0 K: 0 S: 3	H: 0 LOB: 0 BB: 0 P: 3	R: 0 E: 0 K: 0 S: 4	H: 1 LOB: 1 BB: 0 P: 4	R: 0 E: 0 K: 0 S: 4	H: 1 LOB: 1 BB: 0 P: 4	1B: 4 2B: 1 3B: 0 HR: 0	SF: 0 SAC: 0 DP: 1 HBP: 0	WP: 0 PB: 0 SB: 0 CS: 0	PA: 31
PITCHER Mike McCormick, L ERA: 3.6 (1, 1)	IP: 9.0 WLS: W BF: 31 H: 5 R: 0 ER: 0 SO: 3 BB: 0 IBB: 0 HBP: 0 BLK: 0 WP: 0 HR: 0 S: 37 P: 37 ERA: 0.00 WHIP: 0.556																					

Batter	1	2	3	4	5	6	7	8	9	AB	R	H	RBI	BB	SO	LOB	BOTTOM					
Ed Brinkman, R OBP: 0.278, SLG: 0.349 (1, 6)	0-3 K		0-0 6-3 1B		0-0 1-3		0-0 1-3			4	0	1	0	0	1	1	Cleveland Indians @ Washington Senators D.C. Stadium, Washington, DC Fri Aug 26 1966, 7:05 PM EDT Att: 5,255 - Unknown livebaseballscorecards.com					
Bob Saverine, S OBP: 0.307, SLG: 0.350 (1, 4)	0-0 BB 1B		0-3 K		0-0 L3		0-0 E4 2-3			4	0	1	0	0	1	2						
Jim King, L OBP: 0.337, SLG: 0.381 (1, 9)	4-0 1-2 BB		0-0 6-3 1-2		0-0 F5		0-3 K			3	0	0	0	1	1	3						
Fred Valentine, S OBP: 0.358, SLG: 0.464 (1, 8) (9, 7)	0-0 F8		4-0 BB		0-3 K			0-0 F4		3	0	0	0	1	1	2						
Frank Howard, R OBP: 0.340, SLG: 0.449 Don Lock, R OBP: 0.344, SLG: 0.415 (8, PR) (9, 8)	0-0 6-3		0-3 K		0-0 F7			0-0 L6-3 1B		4	0	1	0	0	1	4						
Ken McMullen, R OBP: 0.292, SLG: 0.365 (1, 5)		0-0 F9		0-0 4-3		0-0 FC6-4 1B		0-0 L6-3 1-2		4	0	1	0	0	0	1						
Ken Harrelson, R OBP: 0.317, SLG: 0.359 (1, 3)		4-0 BB		4-0 FC5-4 BB		0-0 FC6-4 1-2		0-0 L6		2	0	0	0	2	0	1						
Paul Casanova, R OBP: 0.280, SLG: 0.431 (1, 2)		0-0 F4		0-0 FC5-4 1-2			0-0 E SH3-4 1B		0-0 PB 1B	4	1	2	0	0	0	2						
Mike McCormick, L OBP: 0.263, SLG: 0.333 (1, 1)		0-0 4-3		0-3 K		0-0 SH3-4 1-2		0-0 1B		3	0	1	1	0	1	2						
Inning Stats	R: 0 E: 0 K: 1 S: 6	H: 1 LOB: 2 BB: 1 P: 10	R: 0 E: 0 K: 0 S: 3	H: 0 LOB: 1 BB: 1 P: 7	R: 0 E: 0 K: 2 S: 8	H: 1 LOB: 2 BB: 1 P: 12	R: 0 E: 0 K: 1 S: 5	H: 0 LOB: 0 BB: 1 P: 9	R: 0 E: 0 K: 0 S: 3	H: 0 LOB: 0 BB: 0 P: 3	R: 0 E: 0 K: 1 S: 6	H: 1 LOB: 1 BB: 0 P: 6	R: 0 E: 1 K: 1 S: 7	H: 1 LOB: 2 BB: 0 P: 7	R: 0 E: 0 K: 0 S: 3	H: 1 LOB: 1 BB: 0 P: 3	R: 1 E: 0 K: 0 S: 3	H: 2 LOB: 1 BB: 0 P: 3	1B: 7 2B: 1 3B: 0 HR: 0	SF: 0 SAC: 1 DP: 1 HBP: 0	WP: 0 PB: 1 SB: 0 CS: 0	PA: 36
PITCHER Steve Hargan, R ERA: 2.5 (1, 1)	IP: 8.1 WLS: L BF: 36 H: 7 R: 1 ER: 0 SO: 6 BB: 4 IBB: 0 HBP: 0 BLK: 0 WP: 0 HR: 0 S: 44 P: 60 ERA: 0.00 WHIP: 1.320																					

Batter	1	2	3	4	5	6	7	8	9	AB	R	H	RBI	BB	SO	LOB	TOP					
Larry Brown, R OBP: 0.324, SLG: 0.326 (1, 6)	F6		F7			K		6-3		4	0	0	0	0	1	0	Cleveland Indians @ Washington Senators D.C. Stadium, Washington, DC Sat Aug 27 1966, 3:33 AM EDT Att: 4,261 - Unknown livebaseballscorecards.com					
Leon Wagner, L OBP: 0.345, SLG: 0.483 Luis Tiant, R OBP: 0.077, SLG: 0.040 (1, 7) (8, 1)	4-3			F8		F8		F9		4	0	0	0	0	0	0						
Chuck Hinton, R OBP: 0.332, SLG: 0.422 (1, 8) (8, 7)	BB			CS 1B		1B			K	3	0	2	0	1	1	0						
Rocky Colavito, R OBP: 0.350, SLG: 0.471 (1, 9)	F9			F8		F8		F4		4	0	0	0	0	0	3						
Fred Whitfield, L OBP: 0.292, SLG: 0.459 Jim Gentile, L OBP: 0.324, SLG: 0.402 (1, 3) (5, PR) (5, 3)		K				1-6-3 HBP		K		1	0	0	0	0	1	0						
Max Alvis, R OBP: 0.296, SLG: 0.353 (1, 5)	K					1-6-3		F3		3	0	0	0	0	1	1						
Chico Salmon, R OBP: 0.287, SLG: 0.343 (1, 4)						F7		5-3		3	0	0	0	0	1	2						
Del Crandall, R OBP: 0.342, SLG: 0.398 Vic Davallilo, L OBP: 0.300, SLG: 0.317 (1, 2) (8, PH) (8, 8)			6-3						HR	1	0	0	0	1	0	0						
Sam McDowell, L OBP: 0.182, SLG: 0.186 Dick Radatz, R OBP: 0.100, SLG: 0.100 Duke Sims, L OBP: 0.347, SLG: 0.466 (1, 1) (7, 1) (8, PH) (8, 2)			K			K		K		2	0	0	0	0	2	2						
										0	0	0	0	0	0	0						
										1	0	0	0	0	1	0						
Inning Stats	R: 0 E: 0 K: 0 S: 3	H: 0 LOB: 1 BB: 1 P: 7	R: 0 E: 0 K: 3 S: 9	H: 0 LOB: 0 BB: 0 P: 9	R: 0 E: 0 K: 1 S: 5	H: 0 LOB: 0 BB: 0 P: 5	R: 0 E: 0 K: 0 S: 3	H: 1 LOB: 0 BB: 0 P: 3	R: 0 E: 0 K: 1 S: 5	H: 0 LOB: 2 BB: 1 P: 10	R: 0 E: 0 K: 1 S: 6	H: 1 LOB: 1 BB: 0 P: 6	R: 0 E: 0 K: 1 S: 5	H: 0 LOB: 0 BB: 0 P: 5	R: 1 E: 0 K: 1 S: 6	H: 1 LOB: 0 BB: 0 P: 6	R: 0 E: 0 K: 2 S: 7	H: 0 LOB: 0 BB: 0 P: 7	1B: 2 2B: 0 3B: 0 HR: 1	SF: 0 SAC: 0 DP: 0 HBP: 1	WP: 0 PB: 0 SB: 0 CS: 1	PA: 32
PITCHER Phil Ortega, R ERA: 3.99 (1, 1)	IP: 9.0 WLS: W BF: 32 H: 3 R: 1 ER: 1 SO: 10 BB: 1 IBB: 1 HBP: 1 BLK: 0 WP: 0 HR: 1 S: 49 P: 58 ERA: 1.00 WHIP: 0.444															PITCHER						

Batter	1	2	3	4	5	6	7	8	9	AB	R	H	RBI	BB	SO	LOB	BOTTOM					
Ed Brinkman, R OBP: 0.278, SLG: 0.348 (1, 6)	F7			G4-3 1B		L6-3		F3		4	0	1	0	0	0	1	Cleveland Indians @ Washington Senators D.C. Stadium, Washington, DC Sat Aug 27 1966, 3:33 AM EDT Att: 4,261 - Unknown livebaseballscorecards.com					
Bob Saverine, S OBP: 0.306, SLG: 0.348 (1, 4)	K			F4		6-3		4-3 1B		4	0	1	0	0	1	1						
Ken McMullen, R OBP: 0.294, SLG: 0.365 (1, 5)	F7			G4-3				SH3-4 1B		3	1	1	0	1	0	1						
Fred Valentine, S OBP: 0.360, SLG: 0.467 (1, 9)		G6-4-3 BB				2B		4-3 1B		2	1	1	0	1	0	2						
Frank Howard, R OBP: 0.343, SLG: 0.452 Willie Kirkland, L OBP: 0.262, SLG: 0.338 (1, 7) (7, PR) (8, 7)		G6-4-3				WP E 2B		1-2 2-3		2	1	1	1	1	0	1						
Don Lock, R OBP: 0.341, SLG: 0.410 (1, 8)						1B IBB		4-3 1B		0	0	0	0	1	0	0						
Ken Harrelson, R OBP: 0.317, SLG: 0.358 (1, 3)						K		K		4	0	0	0	0	3	6						
Paul Casanova, R OBP: 0.281, SLG: 0.428 (1, 2)						E6 CS		K		3	0	1	2	0	1	0						
Phil Ortega, R OBP: 0.132, SLG: 0.043 (1, 1)						F7		K		2	0	0	0	1	1	1						
						K		FC6-4 IBB		2	0	0	0	1	1	3						
								L6-3 BB		2	0	0	0	1	1	3						
Inning Stats	R: 0 E: 0 K: 1 S: 5	H: 0 LOB: 0 BB: 0 P: 5	R: 0 E: 0 K: 1 S: 4	H: 0 LOB: 0 BB: 1 P: 8	R: 0 E: 0 K: 2 S: 7	H: 0 LOB: 0 BB: 0 P: 7	R: 0 E: 0 K: 0 S: 3	H: 1 LOB: 0 BB: 0 P: 3	R: 2 E: 1 K: 1 S: 7	H: 2 LOB: 0 BB: 0 P: 7	R: 0 E: 0 K: 0 S: 2	H: 0 LOB: 1 BB: 1 P: 6	R: 1 E: 0 K: 1 S: 6	H: 1 LOB: 3 BB: 3 P: 18	R: 0 E: 0 K: 1 S: 7	H: 2 LOB: 3 BB: 1 P: 11	R: 0 E: 0 K: 1 S: 5	H: 0 LOB: 0 BB: 0 P: 5	1B: 4 2B: 3 3B: 0 HR: 0	SF: 0 SAC: 1 DP: 3 HBP: 0	WP: 1 PB: 0 SB: 0 CS: 1	PA: 33
PITCHER Sam McDowell, L ERA: 2.89 Dick Radatz, R ERA: 4.93 Luis Tiant, R ERA: 3.25	IP: 6.2 WLS: L BF: 25 H: 4 R: 3 ER: 3 SO: 6 BB: 3 IBB: 1 HBP: 0 BLK: 0 WP: 1 HR: 0 S: 33 P: 49 ERA: 4.05 WHIP: 1.050															PITCHER						

Batter	1	2	3	4	5	6	7	8	9	AB	R	H	RBI	BB	SO	LOB	TOP			
Ed Brinkman, R (1, 6) OBP: 0.277, SLG: 0.346	0-0 4-3		0-0 CS 1B		0-0 6-3		0-0 5-3			4	0	1	0	0	0	0				
Bob Saverine, S (1, 4) OBP: 0.313, SLG: 0.354	0-0 1B SF9 1B		0-3 K 1-2		0-0 1-3 1B		0-0 F7			4	1	2	0	0	1	1				
Jim King, L (1, 9) OBP: 0.338, SLG: 0.378	0-0 1-3 S 1B		0-0 F8		0-0 1-3 1B		0-0 5-3			4	0	1	0	0	0	1				
Fred Valentine, S (1, 8) OBP: 0.358, SLG: 0.463	0-0 SF9 1-2 3-H		0-0 F5		0-3 K		0-0 K			3	0	0	1	0	2	1				
Frank Howard, R (1, 7) OBP: 0.341, SLG: 0.445	0-0 4-0 BB		0-0 6-3		0-0 6-3		0-0 6-3			3	0	0	0	1	0	0				
Ken McMullen, R (1, 5) OBP: 0.294, SLG: 0.364	0-0 F7		0-3 K		0-0 FC5-4 1B		0-0 FC5-4 1B			3	0	1	0	0	1	2				
Ken Harrelson, R (1, 3) OBP: 0.316, SLG: 0.356		0-0 F2		0-3 K		0-0 F3				3	0	0	0	0	1	1	AB 30			
Paul Casanova, R (1, 2) OBP: 0.278, SLG: 0.423		0-0 6-3		0-0 F9		0-0 FC5-4 1-2				3	0	0	0	0	0	1	R 1			
Frank Kreutzer, R (1, 1) OBP: 0.286, SLG: 0.286 (5, PH)		0-3 K		0-0 4-3				0-0 F7		1	0	0	0	0	1	0	H 5			
Dick Nen, L (5, PH) OBP: 0.279, SLG: 0.273										1	0	0	0	0	0	0	RBI 1			
Casey Cox, R (5, 1)										0	0	0	0	0	0	0	BB 1			
Willie Kirkland, L (8, PH) OBP: 0.265, SLG: 0.336										1	0	0	0	0	0	0	SO 6			
Dick Lines, R (8, 1)										0	0	0	0	0	0	0	LOB 7			
Inning Stats	R: 1 E: 0 K: 0 S: 5	H: 2 LOB: 2 BB: 1 P: 9	R: 0 E: 0 K: 1 S: 5	H: 0 LOB: 0 BB: 0 P: 5	R: 0 E: 0 K: 1 S: 5	H: 0 LOB: 0 BB: 0 P: 5	R: 0 E: 0 K: 1 S: 6	H: 1 LOB: 1 BB: 0 P: 6	R: 0 E: 0 K: 0 S: 4	H: 1 LOB: 1 BB: 0 P: 4	R: 0 E: 0 K: 0 S: 3	H: 0 LOB: 0 BB: 0 P: 3	R: 0 E: 0 K: 1 S: 5	H: 0 LOB: 0 BB: 0 P: 5	1B: 5 2B: 0 3B: 0 HR: 0	SF: 1 SAC: 0 DP: 0 HBP: 0	WP: 0 PB: 0 SB: 1 CS: 1	PA: 32		
PITCHER Jim Perry, R (1, 1) ERA: 2.61	IP: 9.0 WLS: W BF: 32 H: 5 R: 1 ER: 1 SO: 6 BB: 1 IBB: 0 HBP: 0 BLK: 0 WP: 0 HR: 0 S: 43 P: 47 ERA: 1.00 WHIP: 0.667																			

Washington Senators @ Minnesota Twins
Metropolitan Stadium, Bloomington, MI

Mon Aug 29 1966, 8:05 PM EDT
Att: 12,409 - Unknown - 81 F

livebaseballscorecards.com

AB 30
R 1
H 5
RBI 1
BB 1
SO 6
LOB 7



Batter	1	2	3	4	5	6	7	8	9	AB	R	H	RBI	BB	SO	LOB	BOTTOM				
Cesar Tovar, R (1, 6) OBP: 0.332, SLG: 0.346	1-0 1B E HBP		0-0 6-3	0-0 4-3		0-3 K		4-0 1-2 BB		3	1	0	0	1	1	1					
Ted Uhllander, L (1, 8) OBP: 0.245, SLG: 0.256	0-0 1-3 1B E		0-0 6-3		0-0 6-3		0-3 K			5	0	1	0	0	1	2					
Harmon Killebrew, R (1, 3) OBP: 0.389, SLG: 0.525	0-0 F3		0-0 F8		0-0 1B 2B		0-0 F9			4	1	1	0	0	0	2					
Tony Oliva, L (1, 9) OBP: 0.359, SLG: 0.525	0-0 E4 1-2 3-H		0-0 4-3	0-0 1B 1B IBB		4-0 FC5-4 BB				2	1	0	1	2	0	1					
Rich Rollins, R (1, 5) OBP: 0.293, SLG: 0.385	0-3 K		0-0 5-3	0-0 1B 1B		0-0 FC5-4 1-2				4	0	1	1	0	1	3					
Bob Allison, R (1, 7) OBP: 0.346, SLG: 0.384	0-3 K		0-0 K	0-0 HR 2B 1-2 3-H		0-0 1-3 1B				4	1	2	1	0	1	3					
Jerry Zimmerman, R (1, 2) OBP: 0.325, SLG: 0.398		0-0 F8		4-0 HR IBB		0-3 K				3	1	0	0	1	2	2	AB 33				
Bernie Allen, L (1, 4) OBP: 0.303, SLG: 0.352		0-0 G3		0-0 HR IBB		0-3 K				4	1	1	3	0	1	2	R 6				
Jim Perry, S (1, 1) OBP: 0.296, SLG: 0.388		0-3 K		0-0 HR 1-2 3-H 2B		0-0 4-3				4	0	2	0	0	1	0	H 8				
Inning Stats	R: 1 E: 1 K: 2 S: 9	H: 1 LOB: 2 BB: 0 P: 10	R: 0 E: 0 K: 1 S: 5	H: 0 LOB: 0 BB: 0 P: 5	R: 0 E: 0 K: 0 S: 3	H: 0 LOB: 0 BB: 0 P: 3	R: 3 E: 0 K: 0 S: 6	H: 3 LOB: 1 BB: 1 P: 10	R: 2 E: 0 K: 1 S: 8	H: 3 LOB: 2 BB: 1 P: 12	R: 0 E: 0 K: 2 S: 7	H: 0 LOB: 0 BB: 0 P: 7	R: 0 E: 0 K: 0 S: 3	H: 1 LOB: 2 BB: 1 P: 12	1B: 4 2B: 3 3B: 0 HR: 1	SF: 0 SAC: 0 DP: 0 HBP: 1	WP: 0 PB: 0 SB: 0 CS: 0	PA: 38			
PITCHER Frank Kreutzer, L (1, 1) ERA: 4.1	IP: 4.0 WLS: L BF: 19 H: 4 R: 4 ER: 4 SO: 3 BB: 0 IBB: 1 HBP: 1 BLK: 0 WP: 1 HR: 1 S: 23 P: 28 ERA: 9.00 WHIP: 1.000																				
Casey Cox, R (5, 1) ERA: 3.66	3.0 WLS: 14 BF: 3 H: 2 R: 2 ER: 2 SO: 3 BB: 1 IBB: 0 HBP: 0 BLK: 0 WP: 0 HR: 0 S: 18 P: 26 ERA: 6.00 WHIP: 1.333																				
Dick Lines, L (8, 1) ERA: 2.44	1.0 WLS: 5 BF: 1 H: 0 R: 0 ER: 0 SO: 2 BB: 1 IBB: 0 HBP: 0 BLK: 0 WP: 0 HR: 0 S: 8 P: 12 ERA: 0.00 WHIP: 2.000																				

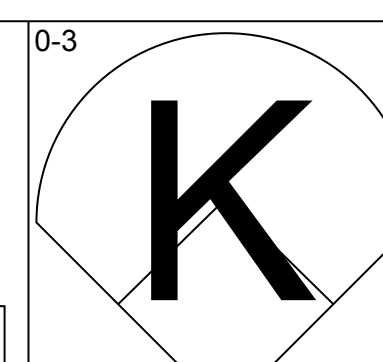
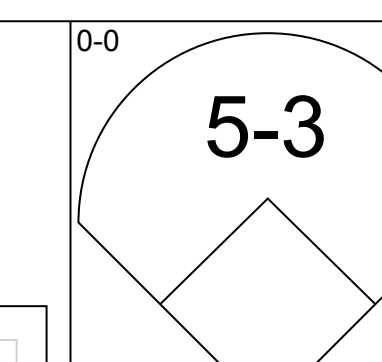
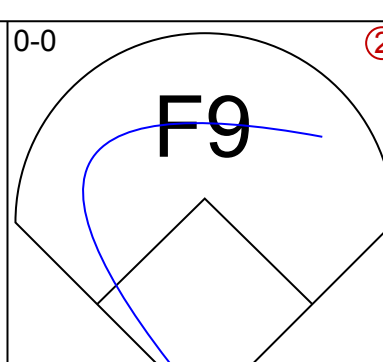
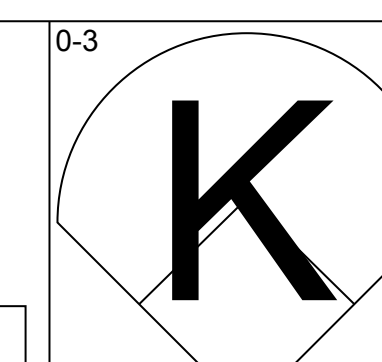
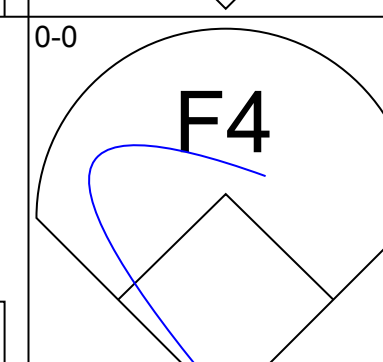
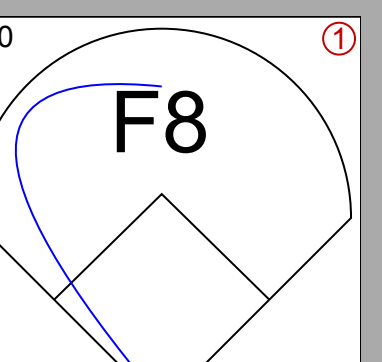
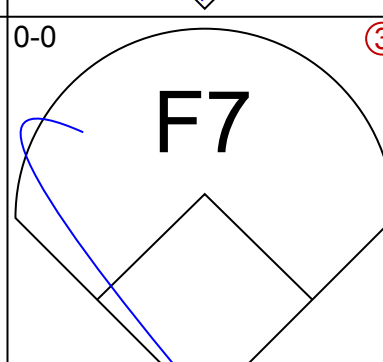
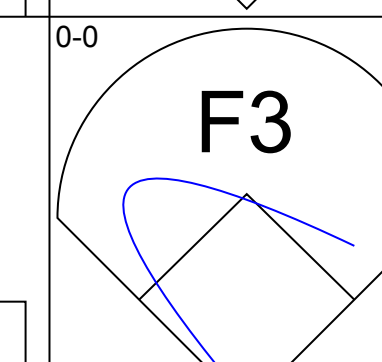
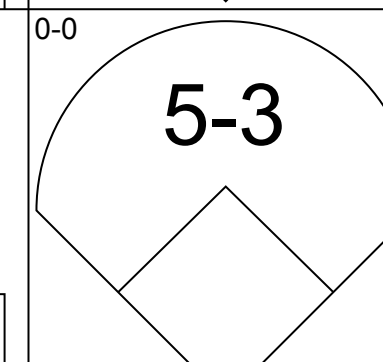
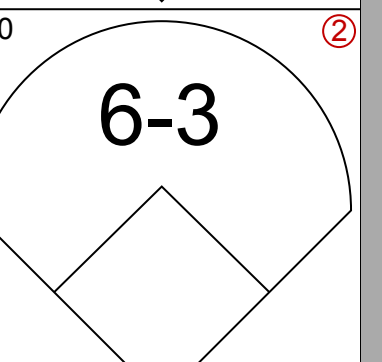
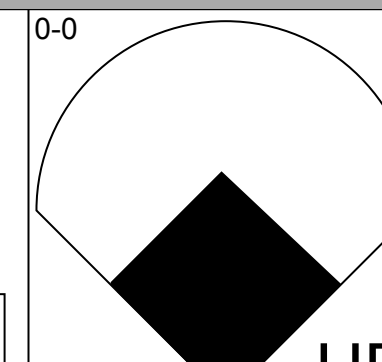
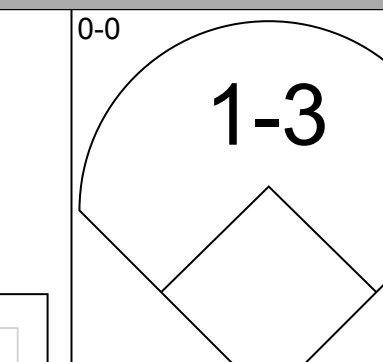
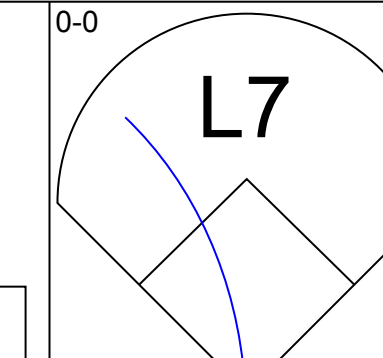
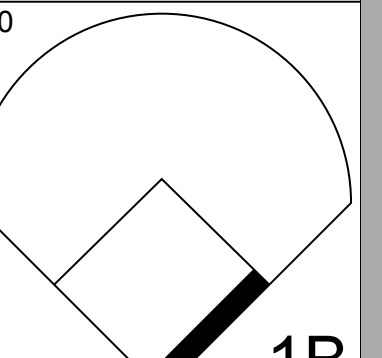
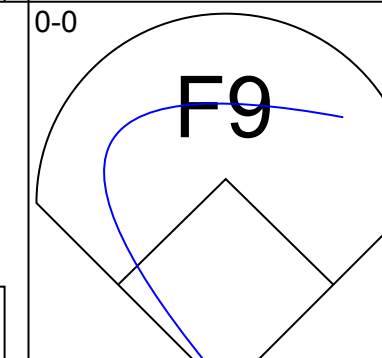
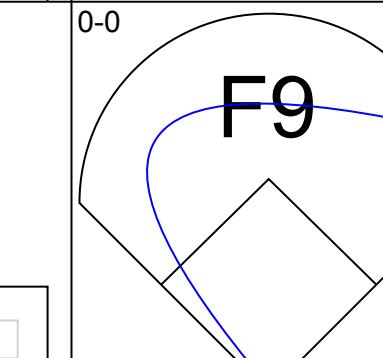
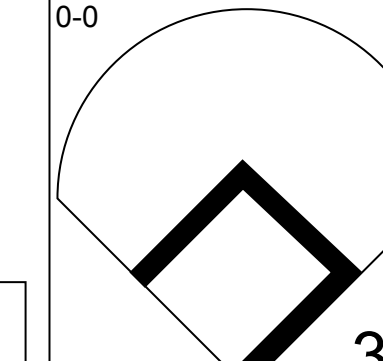
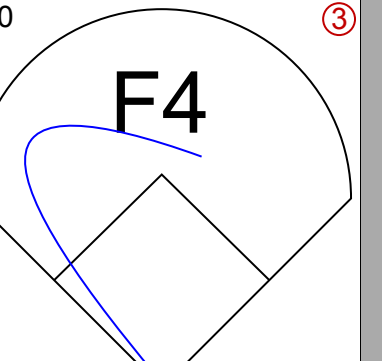
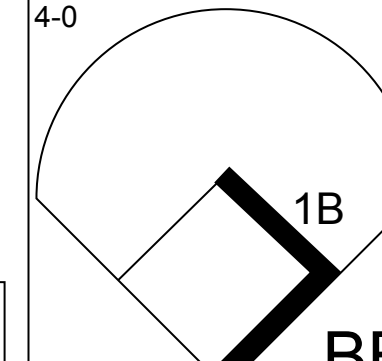
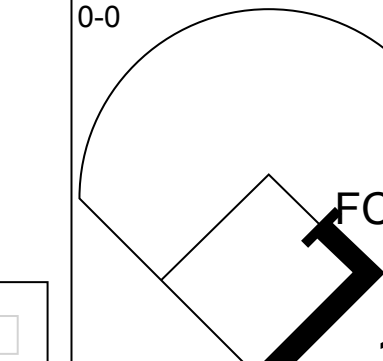
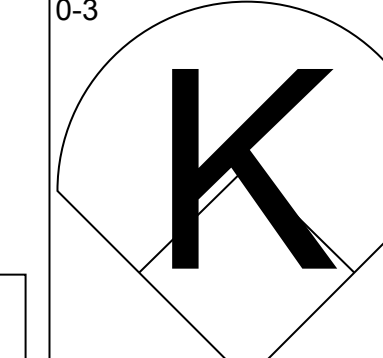
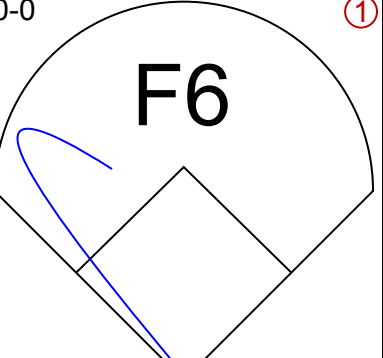
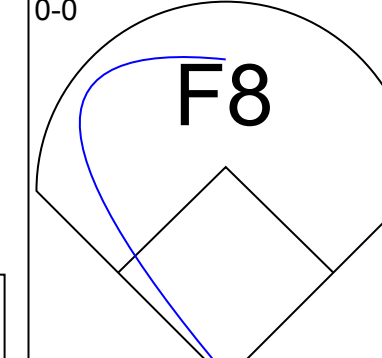
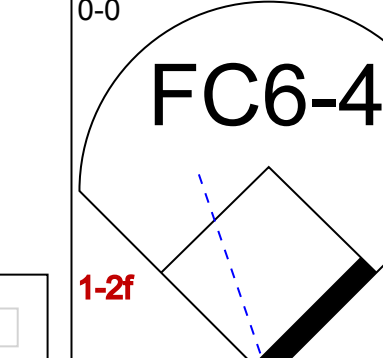
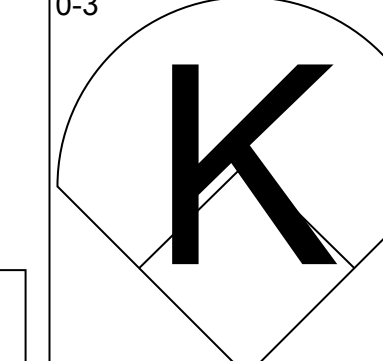
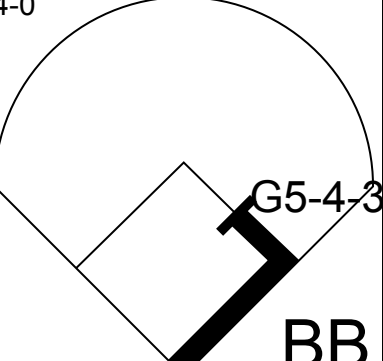
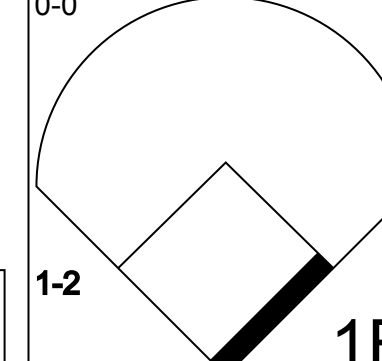
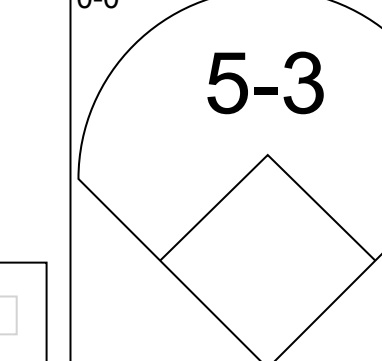
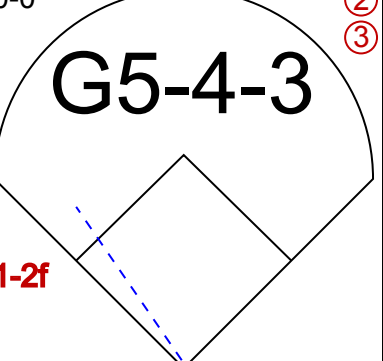
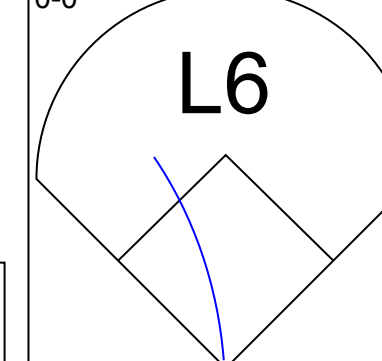
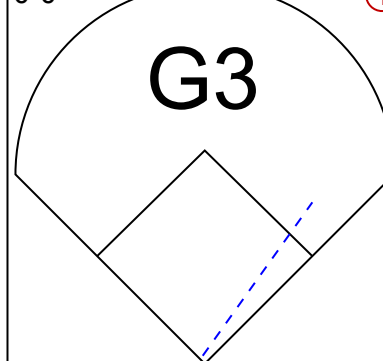
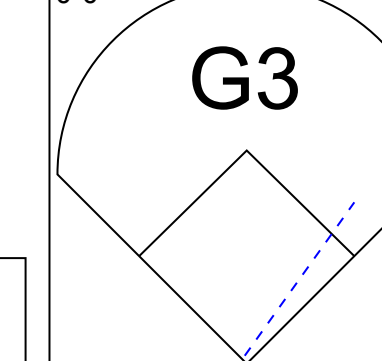

Washington Senators @ Minnesota Twins
Metropolitan Stadium, Bloomington, MI

Mon Aug 29 1966, 8:05 PM EDT
Att: 12,409 - Unknown - 81 F

livebaseballscorecards.com

AB 33
R 6
H 8
RBI 6
BB 4
SO 8
LOB 16

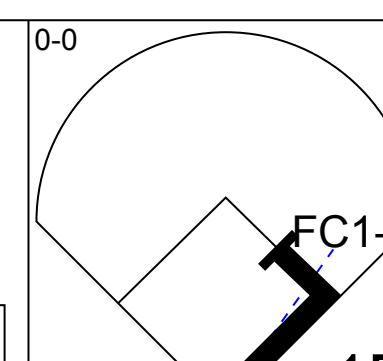
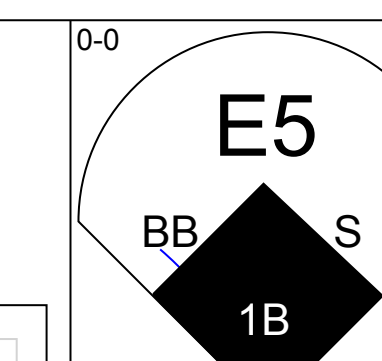
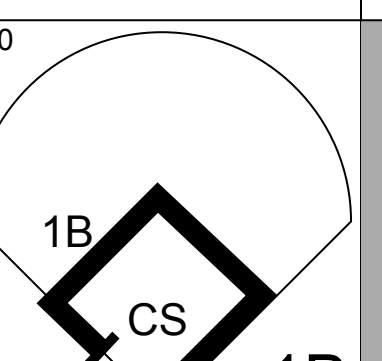
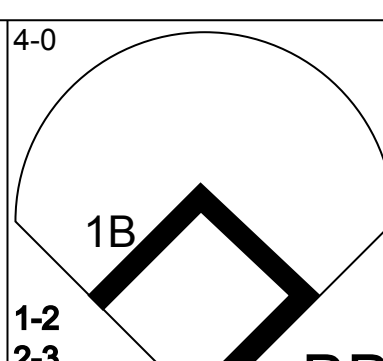
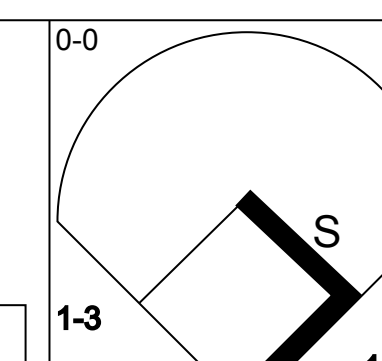
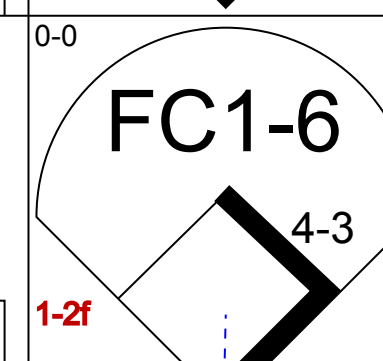
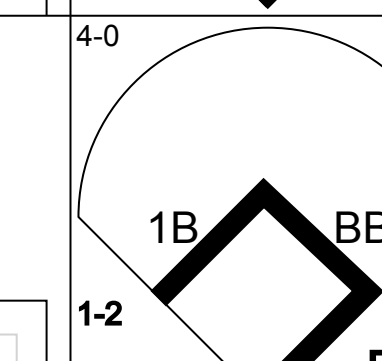
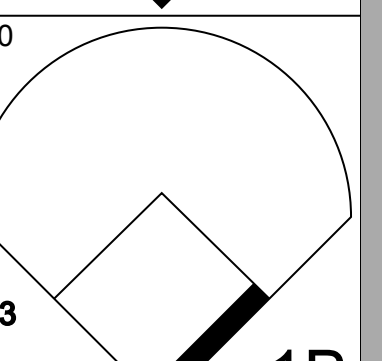
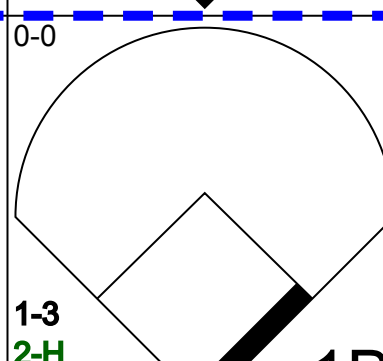
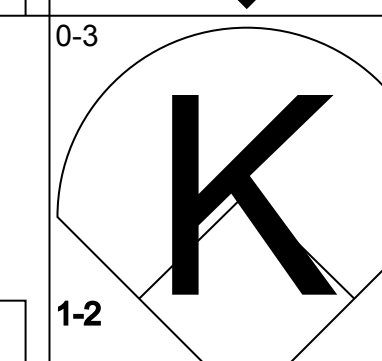
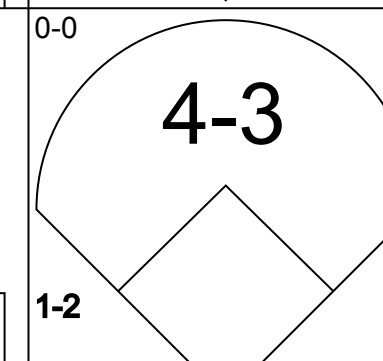
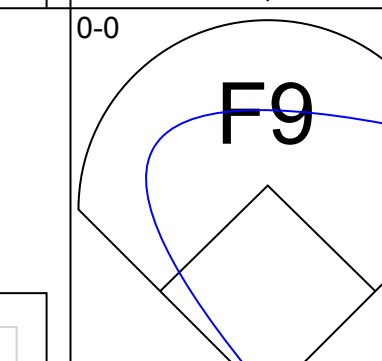
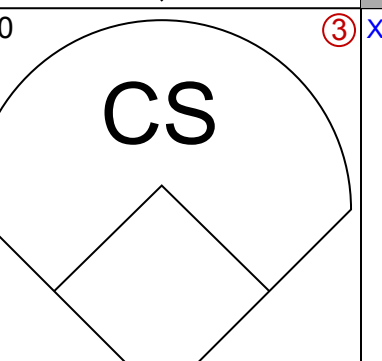
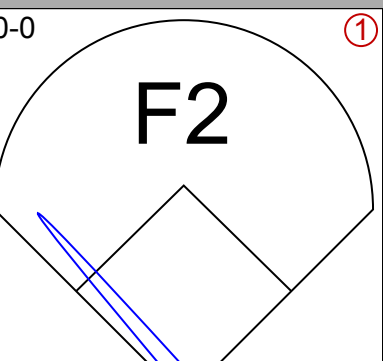
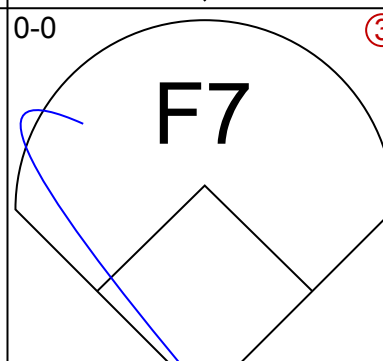
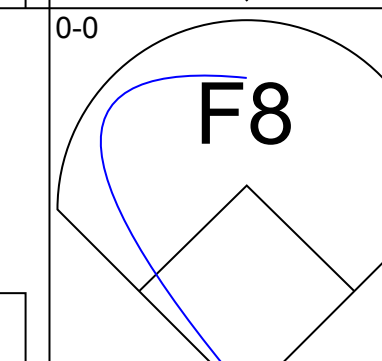
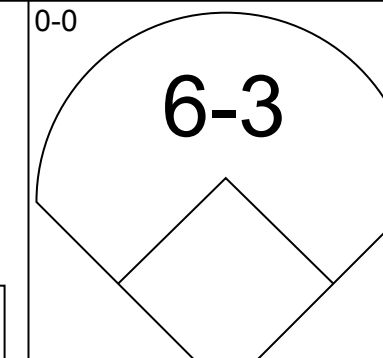
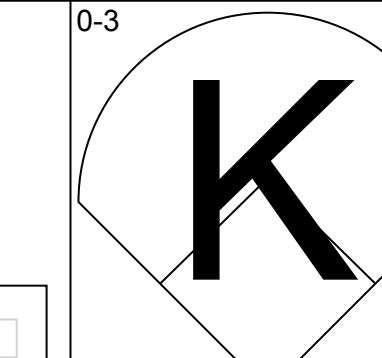
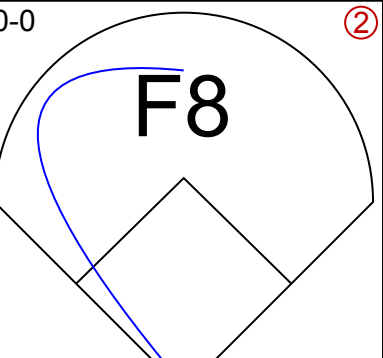
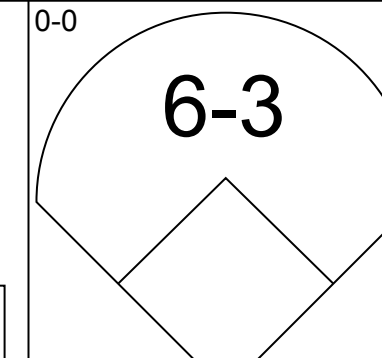
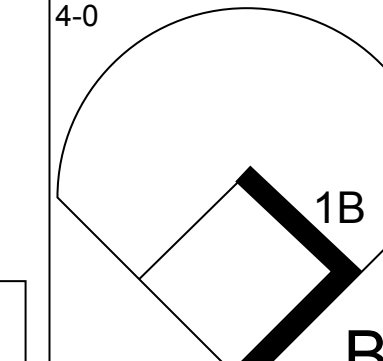
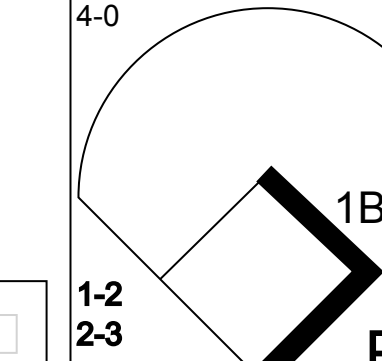

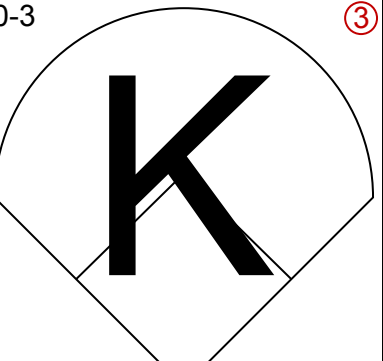
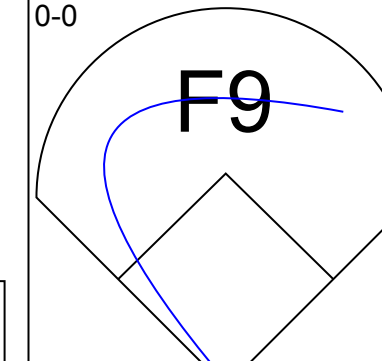
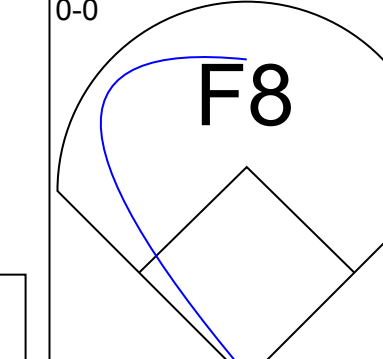
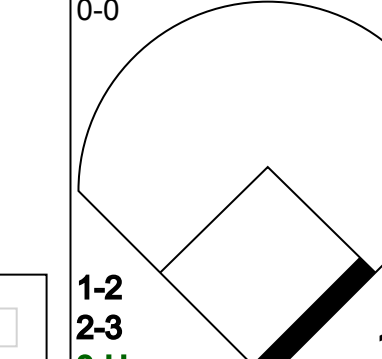

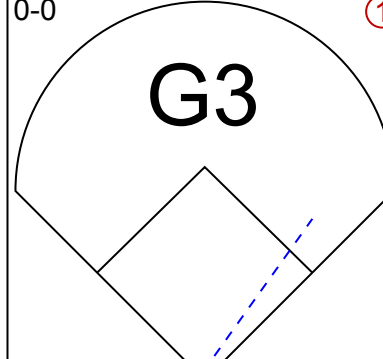

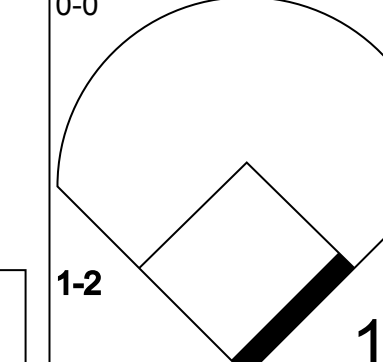
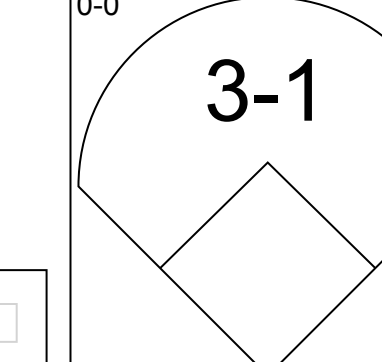
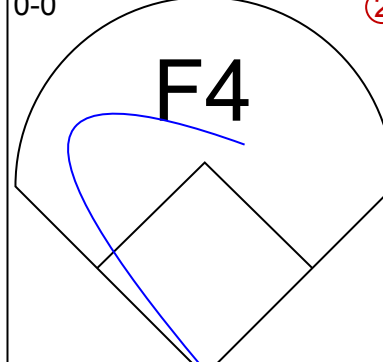
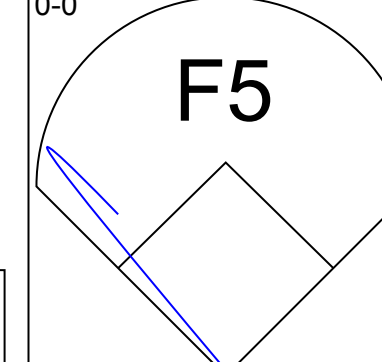
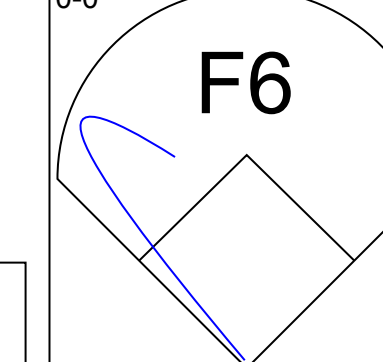
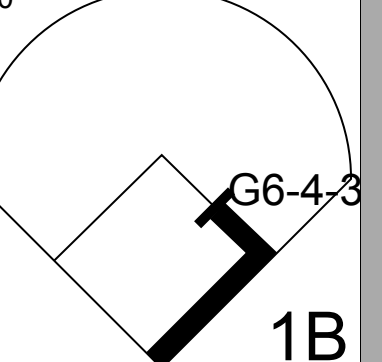

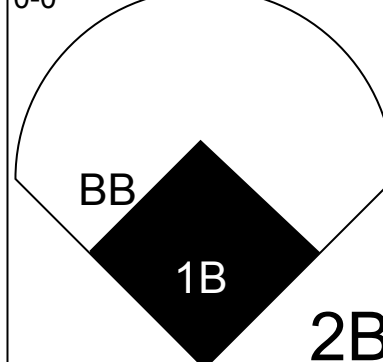
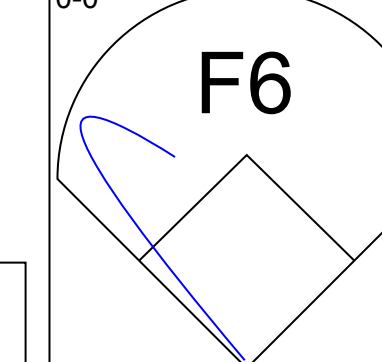
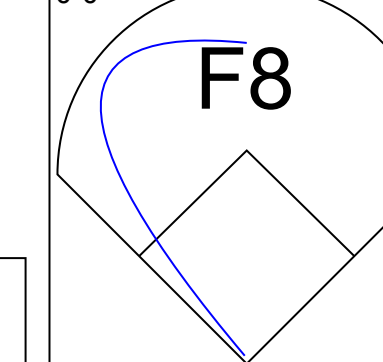
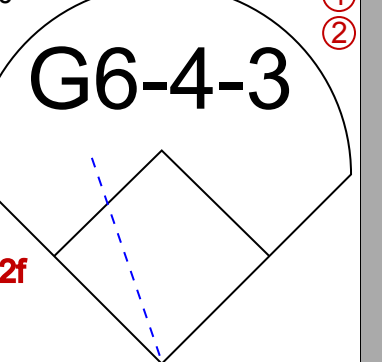

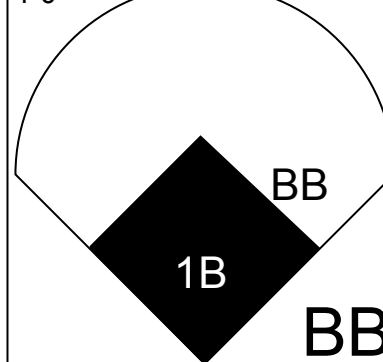
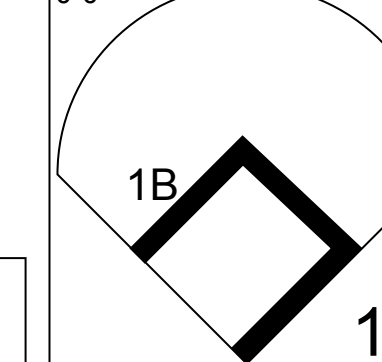


Batter	1	2	3	4	5	6	7	8	9	AB	R	H	RBI	BB	SO	LOB	TOP					
Ed Brinkman, R (1,6) OBP: 0.275, SLG: 0.343										4	0	0	0	0	2	0						
Bob Saverine, S (1,4) OBP: 0.309, SLG: 0.350										4	0	0	0	0	0	0						
Fred Valentine, S (1,9) OBP: 0.357, SLG: 0.467										4	1	1	1	0	0	0						
Frank Howard, R (1,7) OBP: 0.340, SLG: 0.444										4	0	1	0	0	0	0						
Ken McMullen, R (1,5) OBP: 0.297, SLG: 0.370										3	0	2	0	1	0	1						
Don Lock, R (1,8) OBP: 0.337, SLG: 0.406										4	0	0	0	0	1	3						
Ken Harrelson, R (1,3) OBP: 0.318, SLG: 0.356										2	0	1	0	1	1	1						
Paul Casanova, R (1,2) OBP: 0.276, SLG: 0.419										3	0	0	0	0	0	3						
Jim Hannan, R (1,1) OBP: 0.115, SLG: 0.080										2	0	0	0	0	0	0						
Dick Lines, R (6,1)										0	0	0	0	0	0	0						
Ken Hamlin, R (8, PH) OBP: 0.257, SLG: 0.282										1	0	0	0	0	0	0						
Bob Humphreys, R (8,1) OBP: 0.357, SLG: 0.182										0	0	0	0	0	0	0						
Inning Stats	R: 0 E: 0 K: 1 S: 5	H: 0 LOB: 0 BB: 0 P: 5	R: 0 E: 0 K: 2 S: 8	H: 1 LOB: 1 BB: 0 P: 8	R: 0 E: 0 K: 0 S: 3	H: 0 LOB: 0 BB: 0 P: 3	R: 0 E: 0 K: 0 S: 4	H: 1 LOB: 1 BB: 0 P: 4	R: 0 E: 0 K: 0 S: 2	H: 0 LOB: 0 BB: 1 P: 6	R: 0 E: 0 K: 0 S: 3	H: 0 LOB: 0 BB: 0 P: 3	R: 1 E: 0 K: 0 S: 5	H: 2 LOB: 2 BB: 1 P: 9	R: 0 E: 0 K: 1 S: 5	H: 0 LOB: 0 BB: 0 P: 5	R: 0 E: 0 K: 0 S: 4	H: 1 LOB: 1 BB: 0 P: 4	1B: 3 2B: 0 3B: 1 HR: 1	SF: 0 SAC: 0 DP: 1 HBP: 0	WP: 0 PB: 0 SB: 0 CS: 0	PA: 33
PITCHER Jim Merritt, L (1,1) ERA: 3.38	IP: 9.0 WLS: W BF: 33 H: 5 R: 1 ER: 1 SO: 4 BB: 2 IBB: 0 HBP: 0 BLK: 0 WP: 0 HR: 1 S: 39 P: 47 ERA: 1.00 WHIP: 0.778																					

Washington Senators @ Minnesota Twins
Metropolitan Stadium, Bloomington, MI
Tue Aug 30 1966, 8:05 PM EDT
Att: 7,744 - Unknown - 84 F

AB 31
R 1
H 5
RBI 1
BB 2
SO 4
LOB 8



Batter	1	2	3	4	5	6	7	8	9	AB	R	H	RBI	BB	SO	LOB	BOTTOM			
Cesar Tovar, R (1,6) OBP: 0.337, SLG: 0.351										4	1	3	0	1	0	0				
Jimmie Hall, L (1,7) OBP: 0.295, SLG: 0.425										4	0	2	2	1	1	3				
Tony Oliva, L (1,9) OBP: 0.356, SLG: 0.520										5	0	0	0	0	0	7				
Harmon Killebrew, R (1,5) OBP: 0.395, SLG: 0.520										4	0	0	0	0	1	3				
Don Mincher, L (1,3) OBP: 0.332, SLG: 0.407										2	0	0	0	2	1	0				
Ted Uhlhaender, L (1,8) OBP: 0.283, SLG: 0.259										4	0	2	1	0	0	1				
Bernie Allen, L (1,4) OBP: 0.302, SLG: 0.350										4	0	1	0	0	0	4				
Russ Nixon, L (1,2) OBP: 0.351, SLG: 0.304										4	1	2	0	0	0	2				
Jim Merritt, L (1,1) OBP: 0.212, SLG: 0.167										3	1	1	0	1	0	3				
Inning Stats	R: 0 E: 0 K: 0 S: 4	H: 1 LOB: 1 BB: 0 P: 4	R: 0 E: 0 K: 0 S: 4	H: 1 LOB: 2 BB: 1 P: 8	R: 1 E: 1 K: 1 S: 7	H: 1 LOB: 3 BB: 2 P: 15	R: 0 E: 0 K: 0 S: 4	H: 3 LOB: 1 BB: 0 P: 4	R: 0 E: 0 K: 1 S: 5	H: 0 LOB: 0 BB: 0 P: 5	R: 2 E: 0 K: 0 S: 5	H: 2 LOB: 2 BB: 2 P: 13	R: 0 E: 0 K: 0 S: 4	H: 1 LOB: 1 BB: 0 P: 4	R: 0 E: 0 K: 1 S: 7	H: 2 LOB: 2 BB: 0 P: 7	1B: 10 2B: 1 3B: 0 HR: 0	SF: 0 SAC: 0 DP: 1 HBP: 0	WP: 0 PB: 0 SB: 2 CS: 1	PA: 40
PITCHER Jim Hannan, R (1,1) ERA: 4.02	IP: 5.2 WLS: L BF: 28 H: 7 R: 3 ER: 2 SO: 2 BB: 5 IBB: 0 HBP: 0 BLK: 0 WP: 0 HR: 0 S: 27 P: 47 ERA: 3.18 WHIP: 2.118																			
Dick Lines, L (6,1) ERA: 2.4	1.1 6 2 0 0 0 0 0 0 0 0 0 6 6 0.00 1.500																			
Bob Humphreys, R (8,1) ERA: 3.01	1.0 5 2 0 0 0 1 0 0 0 0 0 7 7 0.00 2.000																			

Washington Senators @ Minnesota Twins
Metropolitan Stadium, Bloomington, MI
Tue Aug 30 1966, 8:05 PM EDT
Att: 7,744 - Unknown - 84 F

AB 34
R 3
H 11
RBI 3
BB 5
SO 3
LOB 23





Batter	1	2	3	4	5	6	7	8	9	AB	R	H	RBI	BB	SO	LOB	TOP			
Ed Brinkman, R OBP: 0.273, SLG: 0.340 (1, 6)										5	0	0	0	0	1	0	Washington Senators @ Kansas City Athletics Municipal Stadium, Kansas City, MO Wed Aug 31 1966, 8:05 PM EDT Unknown			
Bob Saverine, S OBP: 0.309, SLG: 0.348 (1, 4)										2	0	0	0	1	0	0				
Fred Valentine, S OBP: 0.360, SLG: 0.469 (1, 9)										3	1	2	0	1	0	0				
Frank Howard, R OBP: 0.342, SLG: 0.451 Willie Kirkland, L OBP: 0.295, SLG: 0.336 (7, 7)										4	2	2	2	0	1	3				
Ken McMullen, R OBP: 0.297, SLG: 0.370 (1, 5)										3	0	1	0	0	0	2				
Don Lock, R OBP: 0.339, SLG: 0.403 (1, 8)										2	0	0	0	2	1	2				
Ken Harrelson, R OBP: 0.318, SLG: 0.354 (1, 3)										3	0	0	0	1	0	3				
Paul Casanova, R OBP: 0.273, SLG: 0.416 (1, 2)										3	0	0	1	0	1	1				
Mike McCormick, L OBP: 0.246, SLG: 0.310 (1, 1)										4	0	0	0	0	2	3				
Inning Stats	R: 2 E: 0 K: 0 S: 6	H: 3 LOB: 2 BB: 1 P: 10	R: 0 E: 0 K: 2 S: 7	H: 0 LOB: 0 BB: 0 P: 7	R: 0 E: 0 K: 1 S: 4	H: 0 LOB: 1 BB: 2 P: 12	R: 0 E: 0 K: 0 S: 3	H: 0 LOB: 1 BB: 1 P: 7	R: 0 E: 0 K: 0 S: 5	H: 1 LOB: 2 BB: 1 P: 9	R: 0 E: 1 K: 0 S: 4	H: 1 LOB: 1 BB: 0 P: 4	R: 0 E: 0 K: 1 S: 5	H: 0 LOB: 0 BB: 0 P: 5	R: 0 E: 0 K: 2 S: 7	H: 0 LOB: 0 BB: 0 P: 7	1B: 4 2B: 0 3B: 0 HR: 1	SF: 1 SAC: 2 DP: 1 HBP: 0	WP: 1 PB: 1 SB: 0 CS: 0	PA: 37
PITCHER	IP WLS BF H R ER SO BB IBB HBP BLK WP HR S P ERA WHIP																			
Gil Blanco, L ERA: 5.7 (1, 1)	5.0 L 23 4 3 3 3 4 0 0 0 1 1 25 41 5.40 1.600																			
Ken Sanders, R ERA: 3.89 (6, 1)	1.0 4 0 0 0 0 0 1 0 0 0 0 3 7 0.00 0.000																			
Vern Handrahan, R ERA: 4.58 (7, 1)	2.0 7 1 0 0 1 0 0 0 0 0 0 9 9 0.00 0.500																			
Wes Stock, R ERA: 3.15 (9, 1)	1.0 3 0 0 0 2 0 0 0 0 0 0 7 7 0.00 0.000																			

Batter	1	2	3	4	5	6	7	8	9	AB	R	H	RBI	BB	SO	LOB	BOTTOM			
Bert Campaneris, R OBP: 0.302, SLG: 0.385 (1, 6)										4	0	0	0	0	1	2	Washington Senators @ Kansas City Athletics Municipal Stadium, Kansas City, MO Wed Aug 31 1966, 8:05 PM EDT Unknown			
Mike Hershberger, R OBP: 0.316, SLG: 0.359 (1, 9)										4	0	0	0	0	0	1				
Ed Charles, R OBP: 0.331, SLG: 0.447 (1, 5)										4	0	1	0	0	0	1				
Danny Cater, R OBP: 0.295, SLG: 0.358 (1, 3)										4	0	1	0	0	1	1				
Ossie Chavarria, R OBP: 0.301, SLG: 0.322 (1, 4)										3	0	0	0	0	0	1				
Joe Nassek, R OBP: 0.285, SLG: 0.321 (1, 7)										3	0	1	0	0	0	0				
Roger Repoz, L OBP: 0.322, SLG: 0.375 (1, 8)										2	0	0	0	1	1	1				
Phil Roof, R OBP: 0.288, SLG: 0.337 (1, 2)										3	0	0	0	0	1	2				
Gil Blanco, L OBP: 0.290, SLG: 0.143 Ken Sanders, R OBP: 0.325, SLG: 0.359 Jim Cooper, L OBP: 0.325, SLG: 0.359 Vern Handrahan, L OBP: 0.332, SLG: 0.375 John Donaldson, L OBP: 0.132, SLG: 0.031 Wes Stock, R OBP: 0.288, SLG: 0.337 (1, 1) (6, 1) (6, PH) (7, 1) (8, PH) (9, 1)										1	0	0	0	0	0	0				
Inning Stats	R: 0 E: 0 K: 0 S: 4	H: 1 LOB: 1 BB: 0 P: 4	R: 0 E: 0 K: 0 S: 3	H: 0 LOB: 0 BB: 0 P: 3	R: 0 E: 0 K: 0 S: 3	H: 0 LOB: 0 BB: 0 P: 3	R: 0 E: 0 K: 1 S: 4	H: 1 LOB: 1 BB: 0 P: 4	R: 0 E: 0 K: 0 S: 5	H: 1 LOB: 0 BB: 0 P: 5	R: 0 E: 0 K: 1 S: 5	H: 0 LOB: 0 BB: 0 P: 5	R: 0 E: 0 K: 2 S: 7	H: 0 LOB: 1 BB: 1 P: 11	R: 0 E: 0 K: 0 S: 3	H: 0 LOB: 0 BB: 0 P: 3	1B: 4 2B: 0 3B: 0 HR: 0	SF: 0 SAC: 0 DP: 1 HBP: 0	WP: 1 PB: 0 SB: 0 CS: 0	PA: 31
PITCHER	IP WLS BF H R ER SO BB IBB HBP BLK WP HR S P ERA WHIP																			
Mike McCormick, L ERA: 3.43 (1, 1)	9.0 W 31 4 0 0 4 1 0 0 0 1 0 38 42 0.00 0.556																			

Batter	1	2	3	4	5	6	7	8	9	AB	R	H	RBI	BB	SO	LOB	TOP										
Ed Brinkman, R (1,6) OBP: 0.271, SLG: 0.338	1-3		6-3		L9		K			3	0	0	0	0	0	2	Washington Senators @ Kansas City Athletics Municipal Stadium, Kansas City, MO Wed Aug 31 1966, 8:05 PM EDT Att: 7,333 - Unknown										
Jim King, L (7,PH) OBP: 0.337, SLG: 0.377										1	0	0	0	0	1	2											
Bob Humphreys, R (7,1) OBP: 0.357, SLG: 0.182										0	0	0	0	0	0	0											
Bob Saverine, S (1,4) OBP: 0.309, SLG: 0.347	FC5-4 1B		F7		K		K			4	0	1	0	0	2	4											
Fred Valentine, S (1,9) OBP: 0.358, SLG: 0.465	F2				K		F8		L8	4	0	0	0	0	1	1											
Frank Howard, R (1,7) OBP: 0.341, SLG: 0.449	FC5-4 1-2				5-3		G3 1B		K	4	0	1	0	0	1	1											
Ken McMullen, R (1,5) OBP: 0.297, SLG: 0.371		1-3					G3 1-2		1-3	4	0	1	0	0	0	1											
Don Lock, R (1,8) OBP: 0.339, SLG: 0.401										2	0	0	0	1	1	1											
Dick Phillips, L (9,PH) OBP: 0.226, SLG: 0.172		F4					K		F2	1	0	0	0	0	0	0											
Ken Harrelson, R (1,3) OBP: 0.315, SLG: 0.350										4	0	0	0	0	1	2											
Paul Casanova, R (1,2) OBP: 0.278, SLG: 0.419										4	0	3	0	0	1	0											
Barry Moore, L (1,1) OBP: 0.125, SLG: 0.125										1	0	0	0	0	1	1											
Casey Cox, R (6,1)										0	0	0	0	0	0	0											
Ken Hamlin, R (7,PH) OBP: 0.262, SLG: 0.288										1	0	1	0	0	0	0											
Inning Stats	R: 0 E: 0 K: 0 S: 4	H: 1 LOB: 1 BB: 0 P: 4	R: 0 E: 0 K: 0 S: 3	H: 0 LOB: 0 BB: 0 P: 3	R: 0 E: 1 K: 1 S: 6	H: 1 LOB: 1 BB: 0 P: 6	R: 0 E: 0 K: 1 S: 6	H: 1 LOB: 2 BB: 1 P: 10	R: 0 E: 0 K: 1 S: 6	H: 1 LOB: 1 BB: 0 P: 6	R: 0 E: 0 K: 3 S: 11	H: 2 LOB: 2 BB: 0 P: 11	R: 0 E: 0 K: 1 S: 5	H: 0 LOB: 0 BB: 0 P: 5	R: 0 E: 0 K: 1 S: 5	H: 0 LOB: 0 BB: 0 P: 5		1B: 6 2B: 1 3B: 0 HR: 0	SF: 0 SAC: 1 DP: 0 HBP: 0	WP: 0 PB: 0 CS: 0	PA: 35						
PITCHER	IP	WLS	BF	H	R	ER	SO	BB	IBB	HBP	BLK	WP	HR	S	P	ERA	WHIP										
Paul Lindblad, L (1,1) ERA: 4.4	6.1	W	26	6	0	0	5	1	0	0	0	0	0	35	39	0.00	1.105										
Jim Nash, R (7,1) ERA: 2.43	2.2	S	9	1	0	0	4	0	0	0	0	0	0	17	17	0.00	0.375										

Batter	1	2	3	4	5	6	7	8	9	AB	R	H	RBI	BB	SO	LOB	BOTTOM											
Bert Campaneris, R (1,6) OBP: 0.303, SLG: 0.385	G4-6-3 1B		4-3		E S BB		F4			3	0	1	0	1	0	2	Washington Senators @ Kansas City Athletics Municipal Stadium, Kansas City, MO Wed Aug 31 1966, 8:05 PM EDT Att: 7,333 - Unknown											
Jim Gosger, L (1,7) OBP: 0.323, SLG: 0.357										2	0	0	0	0	0	1												
Danny Cater, R (5,PH) OBP: 0.295, SLG: 0.357	G4-6-3 1-2		6-3						F8	1	0	0	0	1	0	0												
Mike Hershberger, R (1,9) OBP: 0.310, SLG: 0.356	4-0 3B BB									2	1	0	0	2	0	2												
Ed Charles, R (1,5) OBP: 0.333, SLG: 0.454	0-0 1-H WP 3B		5-3							4	2	2	1	0	1	1												
Ossie Chavarria, R (1,4) OBP: 0.295, SLG: 0.314	5-3									4	0	0	0	0	0	1												
Roger Repoz, L (1,3) OBP: 0.324, SLG: 0.375										3	1	1	0	1	1	0												
Joe Nossek, R (1,8) OBP: 0.269, SLG: 0.335										4	0	2	2	0	0	0												
Phil Roof, R (1,2) OBP: 0.286, SLG: 0.333										3	0	0	0	0	1	3												
Paul Lindblad, L (1,1) OBP: 0.194, SLG: 0.233										3	0	1	0	0	2	1												
Jim Nash, R (7,1) OBP: 0.086, SLG: 0.114										0	0	0	0	0	0	0												
Inning Stats	R: 2 E: 0 K: 0 S: 4	H: 2 LOB: 0 BB: 1 P: 8	R: 0 E: 0 K: 2 S: 7	H: 1 LOB: 1 BB: 1 P: 11	R: 0 E: 0 K: 0 S: 3	H: 0 LOB: 0 BB: 1 P: 7	R: 0 E: 0 K: 0 S: 3	H: 0 LOB: 0 BB: 0 P: 3	R: 0 E: 0 K: 1 S: 5	H: 0 LOB: 2 BB: 2 P: 13	R: 2 E: 0 K: 0 S: 7	H: 4 LOB: 2 BB: 0 P: 7	R: 0 E: 0 K: 1 S: 5	H: 0 LOB: 0 BB: 0 P: 5	R: 0 E: 0 K: 1 S: 5	H: 0 LOB: 0 BB: 0 P: 5		1B: 5 2B: 1 3B: 2 HR: 0	SF: 0 SAC: 0 DP: 2 HBP: 0	WP: 1 PB: 0 SB: 1 CS: 0	PA: 34							
PITCHER	IP	WLS	BF	H	R	ER	SO	BB	IBB	HBP	BLK	WP	HR	S	P	ERA		WHIP										
Barry Moore, L (1,1) ERA: 3.94	5.1	L	25	6	4	4	3	5	0	0	0	0	0	26	46	6.75		2.062										
Casey Cox, R (6,1) ERA: 3.44	0.2		3	1	0	0	0	0	0	0	0	0	0	3	3	0.00		1.500										
Bob Humphreys, R (7,1) ERA: 2.95	2.0		6	0	0	0	2	0	0	0	0	0	0	10	10	0.00	0.000											

AB	33
R	0
H	7
RBI	0
BB	1
SO	9
LOB	15



Batter	1	2	3	4	5	6	7	8	9	AB	R	H	RBI	BB	SO	LOB	TOP					
Bob Saverine, S OBP: 0.305, SLG: 0.342 (1, 4)	K	F7		G4-6-3		K			F7	5	0	0	0	0	2	3						
Ken McMullen, R OBP: 0.294, SLG: 0.367 (1, 5)	K		F9		5-3		5-3		F8	5	0	0	0	0	1	0						
Fred Valentine, S OBP: 0.358, SLG: 0.470 (1, 8) (7, 7)	HR		4-3		5-3		1B		F7	5	1	2	1	0	0	0						
Frank Howard, R OBP: 0.344, SLG: 0.459 Don Lock, R OBP: 0.339, SLG: 0.401 (7, PR) (7, 8)	1B		K		HR		1B			4	1	3	1	0	1	0						
Willie Kirkland, L OBP: 0.278, SLG: 0.348 (1, 9)	1B			HR			K			0	0	0	0	0	0	0						
Dick Nen, L OBP: 0.276, SLG: 0.288 (1, 3)	FC6-4			HR			4-3			4	1	1	2	0	1	5						
Paul Casanova, R OBP: 0.280, SLG: 0.423 (1, 2)				HR						4	1	2	0	0	0	0						
Ed Brinkman, R OBP: 0.271, SLG: 0.341 (1, 6)	K			1B						4	0	1	0	0	2	2						
Phil Ortega, R OBP: 0.145, SLG: 0.061 Bob Humphreys, R OBP: 0.333, SLG: 0.167 Ron Kline, R OBP: 0.400, SLG: 0.250 (1, 1) (7, 1) (8, 1)	SH1								K	2	0	1	1	0	1	1						
Inning Stats	R: 1 E: 0 K: 2 S: 10	H: 3 LOB: 2 BB: 0 P: 10	R: 0 E: 0 K: 1 S: 6	H: 1 LOB: 1 BB: 0 P: 6	R: 0 E: 0 K: 1 S: 5	H: 0 LOB: 0 BB: 0 P: 5	R: 3 E: 0 K: 0 S: 6	H: 4 LOB: 0 BB: 0 P: 6	R: 1 E: 0 K: 1 S: 7	H: 2 LOB: 1 BB: 0 P: 7	R: 0 E: 0 K: 1 S: 8	H: 1 LOB: 1 BB: 0 P: 8	R: 0 E: 0 K: 1 S: 7	H: 2 LOB: 2 BB: 0 P: 7	R: 0 E: 0 K: 2 S: 7	H: 0 LOB: 0 BB: 0 P: 7	R: 0 E: 0 K: 0 S: 3	H: 0 LOB: 0 BB: 0 P: 3	1B: 8 2B: 1 3B: 1 HR: 3	SF: 0 SAC: 1 DP: 1 HBP: 0	WP: 1 PB: 0 CS: 0	PA: 39
PITCHER	IP	WLS	BF	H	R	ER	SO	BB	IBB	HBP	BLK	WP	HR	S	P	ERA	WHIP					
Fred Newman, R ERA: 4.88 (1, 1)	3.1		18	8	4	4	4	0	0	0	0	1	2	26	26	10.80	2.400					
Clyde Wright, L ERA: 3.47 (4, 1)	3.2		15	5	1	1	4	0	0	0	0	0	1	23	23	2.46	1.364					
Bob Lee, R ERA: 2.79 (8, 1)	2.0	W	6	0	0	0	2	0	0	0	0	0	0	10	10	0.00	0.000					

Washington Senators @ California Angels
Anaheim Stadium, Anaheim, CA
Fri Sep 02, 1966, 10:05 PM EDT
Att: 10,559 - Unknown

AB 38
R 5
H 13
RBI 5
BB 0
SO 10
LOB 13



Batter	1	2	3	4	5	6	7	8	9	AB	R	H	RBI	BB	SO	LOB	BOTTOM					
Paul Schaal, R OBP: 0.371, SLG: 0.354 (1, 5)	F8		K		K		FC5-4			4	0	0	0	0	2	1						
Jay Johnstone, L OBP: 0.299, SLG: 0.415 (1, 8)	K		6-3		F8		F6			4	0	0	0	0	1	1						
Jim Fregosi, R OBP: 0.305, SLG: 0.375 (1, 6)	5-3				K				6-3	4	0	1	0	0	1	0						
Norm Siebern, L OBP: 0.372, SLG: 0.357 Jackie Hernandez, R OBP: 0.129, SLG: 0.048 Tom Egan, R (1, 3) (8, PR) (9, 2)		F7	F4		4-3				HR	3	0	0	0	1	0	1						
Buck Rodgers, S OBP: 0.278, SLG: 0.344 Joe Adcock, R OBP: 0.368, SLG: 0.608 (8, PH) (9, 3)		3B		4-3		F6		HR		3	1	1	0	0	0	0						
Willie Smith, L OBP: 0.242, SLG: 0.233 Jim Piersall, R OBP: 0.264, SLG: 0.239 (1, 7) (9, 7)		E4		4-3		F8		F9		4	1	0	0	0	0	2						
Bobby Knoop, R OBP: 0.276, SLG: 0.394 (1, 4)		3B								3	2	3	3	1	0	0						
Ed Kirkpatrick, L OBP: 0.310, SLG: 0.339 (1, 9)										3	0	1	1	1	0	1						
Fred Newman, R OBP: 0.214, SLG: 0.185 Clyde Wright, R OBP: 0.115, SLG: 0.115 Tom Satriono, L OBP: 0.327, SLG: 0.295 Ramon Lopez, R (7, PR) Bob Lee, R (8, 1)		1-3								1	0	0	0	0	0	0						
Inning Stats	R: 0 E: 1 K: 1 S: 5	H: 0 LOB: 0 BB: 0 P: 5	R: 3 E: 1 K: 0 S: 6	H: 3 LOB: 0 BB: 0 P: 6	R: 0 E: 0 K: 1 S: 6	H: 1 LOB: 1 BB: 0 P: 6	R: 0 E: 0 K: 1 S: 6	H: 1 LOB: 2 BB: 1 P: 10	R: 0 E: 0 K: 2 S: 7	H: 0 LOB: 0 BB: 0 P: 7	R: 0 E: 0 K: 0 S: 3	H: 0 LOB: 0 BB: 0 P: 3	R: 1 E: 0 K: 0 S: 4	H: 1 LOB: 1 BB: 1 P: 8	R: 2 E: 0 K: 0 S: 4	H: 1 LOB: 1 BB: 2 P: 12	1B: 2 2B: 0 3B: 3 HR: 2	SF: 0 SAC: 0 DP: 0 HBP: 0	WP: 0 PB: 0 CS: 0	PA: 35		
PITCHER	IP	WLS	BF	H	R	ER	SO	BB	IBB	HBP	BLK	WP	HR	S	P	ERA	WHIP					
Phil Ortega, R ERA: 4.0 (1, 1)	6.1		27	6	4	3	5	2	0	0	0	0	1	35	43	4.26	1.263					
Bob Humphreys, R ERA: 3.09 (7, 1)	1.1	L	7	1	2	2	0	2	0	0	0	0	1	5	13	13.50	2.250					
Ron Kline, R ERA: 2.44 (8, 1)	0.1		1	0	0	0	0	0	0	0	0	0	0	1	1	0.00	0.000					

Washington Senators @ California Angels
Anaheim Stadium, Anaheim, CA
Fri Sep 02, 1966, 10:05 PM EDT
Att: 10,559 - Unknown

AB 31
R 6
H 7
RBI 6
BB 4
SO 5
LOB 8



Batter	1	2	3	4	5	6	7	8	9	AB	R	H	RBI	BB	SO	LOB	TOP				
Bob Saverine, S OBP: 0.306, SLG: 0.343 (1, 5)										5	1	2	0	0	0	4	<p>Washington Senators @ California Angels Anaheim Stadium, Anaheim, CA</p> <p>Sat Sep 03 1966, 10:05 PM EDT Att: 14,372 - Unknown</p>				
Ken Hamlin, R OBP: 0.286, SLG: 0.292 (1, 4)										5	1	2	1	0	0	2					
Fred Valentine, S OBP: 0.360, SLG: 0.471 (1, 9)										4	1	2	1	1	0	2					
Frank Howard, R OBP: 0.345, SLG: 0.459 Ken McMullen, R OBP: 0.294, SLG: 0.367 Jim King, L OBP: 0.339, SLG: 0.379 (1, 7)										4	0	2	0	0	1	2					
Don Lock, R OBP: 0.337, SLG: 0.398 Willie Kirkland, L OBP: 0.281, SLG: 0.371 (7, PH)										0	0	0	0	0	0	0					
Paul Casanova, R OBP: 0.279, SLG: 0.420 (1, 2)										5	0	1	0	0	0	2					
Ken Harrelson, R OBP: 0.314, SLG: 0.349 (1, 3)										5	0	1	0	0	1	1					
Ed Brinkman, R OBP: 0.273, SLG: 0.342 (1, 6)										4	0	2	0	0	0	1					
Pete Richert, L OBP: 0.165, SLG: 0.221 Casey Cox, R (7, 1)										2	1	1	0	0	0	1					
Dick Lines, R OBP: 0.277, SLG: 0.286 Ron Kline, R OBP: 0.400, SLG: 0.250 (8, PH)										0	0	0	0	0	0	0					
Dick Nen, L OBP: 0.277, SLG: 0.286 Ron Kline, R OBP: 0.400, SLG: 0.250 (8, 1)										0	0	0	0	0	0	0					
Inning Stats	R: 0 E: 0 K: 0 S: 4	H: 1 LOB: 1 BB: 0 P: 4	R: 0 E: 0 K: 1 S: 6	H: 1 LOB: 1 BB: 0 P: 6	R: 1 E: 0 K: 1 S: 7	H: 2 LOB: 1 BB: 0 P: 7	R: 0 E: 0 K: 1 S: 7	H: 2 LOB: 3 BB: 0 P: 8	R: 0 E: 0 K: 1 S: 6	H: 1 LOB: 1 BB: 0 P: 6	R: 1 E: 0 K: 0 S: 5	H: 2 LOB: 2 BB: 1 P: 9	R: 0 E: 0 K: 1 S: 5	H: 0 LOB: 0 BB: 0 P: 5	R: 4 E: 1 K: 0 S: 7	H: 4 LOB: 0 BB: 0 P: 7		1B: 13 2B: 0 3B: 1 HR: 1	SF: 0 SAC: 0 DP: 1 HBP: 1	WP: 0 PB: 0 SB: 0 CS: 0	PA: 43
PITCHER	IP WLS BF H R ER SO BB IBB HBP BLK WP HR S P ERA WHIP																				
George Brunet, L ERA: 3.08 Lew Burdette, R ERA: 3.34 Minnie Rojas, R ERA: 2.8 Bob Lee, R ERA: 2.77	6.1 0.2 1.1 0.2	WLS W S	BF 30 3 2	H 10 1 0	R 2 0 0	ER 2 0 4 0	SO 4 0 1 0	BB 1 0 0 0	IBB 0 0 0 0	HBP 1 0 0 0	BLK 0 0 0 0	WP 0 0 0 0	HR 0 3 10 2	S 36 3 3 2	P 41 10 10 2	ERA 2.84 0.00 27.00 0.00		WHIP 1.737 1.500 3.000 0.000			

Batter	1	2	3	4	5	6	7	8	9	AB	R	H	RBI	BB	SO	LOB	BOTTOM				
Jose Cardenal, R OBP: 0.319, SLG: 0.397 (1, 7)										5	1	2	0	0	0	3	<p>Washington Senators @ California Angels Anaheim Stadium, Anaheim, CA</p> <p>Sat Sep 03 1966, 10:05 PM EDT Att: 14,372 - Unknown</p>				
Jay Johnstone, L OBP: 0.296, SLG: 0.404 (1, 8)										4	1	0	0	1	1	2					
Jim Fregosi, R OBP: 0.304, SLG: 0.374 (1, 6)										5	1	1	1	0	1	2					
Joe Adcock, R OBP: 0.370, SLG: 0.602 (1, 3)										2	1	0	0	2	1	0					
Bobby Knoop, R OBP: 0.276, SLG: 0.392 (1, 4)										2	1	0	1	1	0	1					
Paul Schaaf, R OBP: 0.373, SLG: 0.352 (1, 5)										2	1	0	0	2	0	1					
Tom Satriano, L OBP: 0.330, SLG: 0.295 (1, 2)										3	1	1	1	1	0	2					
Jim Piersall, R OBP: 0.280, SLG: 0.250 (1, 9)										3	0	2	2	1	0	2					
George Brunet, R OBP: 0.143, SLG: 0.180 Lew Burdette, R OBP: 0.143, SLG: 0.143 Frank Malzone, R OBP: 0.248, SLG: 0.279 Minnie Rojas, R OBP: 0.133, SLG: 0.143 Bob Lee, R OBP: 0.241 (1, 1)										1	0	0	0	1	0	1					
Inning Stats	R: 0 E: 0 K: 0 S: 3	H: 0 LOB: 0 BB: 0 P: 3	R: 1 E: 0 K: 1 S: 6	H: 1 LOB: 3 BB: 3 P: 18	R: 0 E: 0 K: 0 S: 3	H: 0 LOB: 0 BB: 0 P: 3	R: 0 E: 0 K: 0 S: 3	H: 0 LOB: 0 BB: 0 P: 3	R: 0 E: 0 K: 1 S: 6	H: 1 LOB: 2 BB: 1 P: 10	R: 0 E: 0 K: 0 S: 3	H: 0 LOB: 2 BB: 2 P: 11	R: 6 E: 0 K: 0 S: 7	H: 4 LOB: 1 BB: 3 P: 19	R: 0 E: 0 K: 1 S: 5	H: 0 LOB: 0 BB: 0 P: 5		1B: 6 2B: 0 3B: 0 HR: 0	SF: 1 SAC: 0 DP: 0 HBP: 0	WP: 0 PB: 0 SB: 4 CS: 0	PA: 39
PITCHER	IP WLS BF H R ER SO BB IBB HBP BLK WP HR S P ERA WHIP																				
Pete Richert, L ERA: 3.33 Casey Cox, R ERA: 3.68 Dick Lines, L ERA: 2.39 Ron Kline, R ERA: 2.41	6.1 0.1 0.1 1.0	L	30 5 1 3	H 4 2 0	R 4 3 0	ER 4 3 0	SO 0 0 1	BB 7 1 0	IBB 0 1 0	HBP 0 0 0	BLK 0 0 0	WP 0 0 0	HR 0 3 1	S 27 11 1 5	P 55 11 1 5	ERA 5.68 81.00 0.00 0.00		WHIP 1.737 9.000 0.000 0.000			

Batter	1	2	3	4	5	6	7	8	9	AB	R	H	RBI	BB	SO	LOB	TOP								
Bob Saverine, S (1, 4) OBP: 0.310, SLG: 0.342 (9, 7)										3	2	1	0	2	0	0	Washington Senators @ California Angels Anaheim Stadium, Anaheim, CA Sun Sep 04 1966, 6:33 AM EDT Att: 12,116 - Unknown								
Ken McMullen, R (1, 5) OBP: 0.297, SLG: 0.376										5	1	3	4	0	0	1									
Fred Valentine, S (1, 8) OBP: 0.361, SLG: 0.469 (8, 9)										2	0	0	1	2	1	2									
Frank Howard, R (1, 7) OBP: 0.346, SLG: 0.457										4	0	1	0	1	1	2									
Bob Humphreys, R (9, 1) OBP: 0.333, SLG: 0.167										0	0	0	0	0	0	0									
Willie Kirkland, L (1, 9) OBP: 0.276, SLG: 0.364										3	0	0	0	0	1	1									
Ken Hamlin, R (8, PH) OBP: 0.265, SLG: 0.290										1	0	0	0	0	1	2									
Don Lock, R (8, 8) OBP: 0.337, SLG: 0.398										0	0	0	0	0	0	0									
Dick Nen, L (1, 3) OBP: 0.276, SLG: 0.292										3	0	1	0	0	0	0									
Ken Harrelson, R (8, 3) OBP: 0.315, SLG: 0.349										0	0	0	0	1	0	0									
Paul Casanova, R (1, 2) OBP: 0.279, SLG: 0.418										2	0	0	0	1	0	2									
Doug Camilli, R (7, 2) OBP: 0.250, SLG: 0.320										1	0	0	0	0	0	3									
Ed Brinkman, R (1, 6) OBP: 0.271, SLG: 0.340										4	0	0	0	0	3	3									
Jim Hannan, R (1, 1) OBP: 0.103, SLG: 0.071										3	1	0	0	0	1	1									
Ron Kline, R (7, 1) OBP: 0.400, SLG: 0.250										0	0	0	0	0	0	0									
Tim Cullen, R (9, PH) OBP: 0.176, SLG: 0.188 (9, 4)										1	1	1	0	0	0	0									
Inning Stats	R: 0 E: 0 K: 0 S: 2	H: 0 LOB: 0 BB: 1 P: 6	R: 0 E: 0 K: 1 S: 7	H: 2 LOB: 2 BB: 0 P: 7	R: 0 E: 0 K: 2 S: 7	H: 0 LOB: 1 BB: 1 P: 11	R: 0 E: 0 K: 1 S: 5	H: 0 LOB: 0 BB: 0 P: 5	R: 3 E: 0 K: 1 S: 6	H: 1 LOB: 1 BB: 3 P: 18	R: 0 E: 0 K: 1 S: 5	H: 0 LOB: 0 BB: 0 P: 5	R: 0 E: 0 K: 1 S: 5	H: 0 LOB: 0 BB: 0 P: 5	R: 0 E: 0 K: 1 S: 6	H: 1 LOB: 3 BB: 2 P: 14	R: 2 E: 0 K: 0 S: 6	H: 3 LOB: 1 BB: 0 P: 6	1B: 4 2B: 2 3B: 0 HR: 1	SF: 0 SAC: 1 DP: 0 HBP: 0	WP: 0 PB: 0 SB: 2 CS: 1	PA: 41			
PITCHER	IP	WLS	BF	H	R	ER	SO	BB	IBB	HBP	BLK	WP	HR	S	P	ERA	WHIP								
Dean Chance, R (1, 1) ERA: 3.4	7.0		28	3	3	3	7	5	0	0	0	0	1	37	57	3.86	1.143								
Clyde Wright, L (8, 1) ERA: 3.64	1.1	L	9	3	2	2	1	0	2	0	0	0	0	9	17	13.50	2.250								
Bob Lee, R (9, 1) ERA: 2.74	0.2		3	1	0	0	0	0	0	0	0	0	0	3	3	0.00	1.500								

AB	32
R	5
H	7
RBI	5
BB	7
SO	8
LOB	17



Batter	1	2	3	4	5	6	7	8	9	AB	R	H	RBI	BB	SO	LOB	BOTTOM									
Jose Cardenal, R (1, 7) OBP: 0.318, SLG: 0.395										5	1	1	0	0	0	1	Washington Senators @ California Angels Anaheim Stadium, Anaheim, CA Sun Sep 04 1966, 6:33 AM EDT Att: 12,116 - Unknown									
Jay Johnstone, L (1, 8) OBP: 0.299, SLG: 0.400										4	1	1	0	1	0	1										
Jim Fregosi, R (1, 6) OBP: 0.307, SLG: 0.384										4	1	3	2	0	0	1										
Norm Siebern, L (1, 3) OBP: 0.371, SLG: 0.356										4	0	1	0	0	1	2										
Bobby Knoop, R (1, 4) OBP: 0.274, SLG: 0.389										4	0	0	0	0	0	1										
Tom Satriano, L (1, 2) OBP: 0.329, SLG: 0.291										3	0	0	0	1	0	0										
Paul Schaal, R (1, 5) OBP: 0.372, SLG: 0.350										4	0	1	0	0	1	3										
Ed Kirkpatrick, L (1, 9) OBP: 0.313, SLG: 0.337										2	0	0	0	2	1	0										
Dean Chance, R (1, 1) OBP: 0.099, SLG: 0.030										2	0	0	0	0	1	5										
Willie Smith, L (7, PH) OBP: 0.241, SLG: 0.232										1	0	0	0	0	0	0										
Clyde Wright, L (8, 1) OBP: 0.241, SLG: 0.232										0	0	0	0	0	0	0										
Bob Lee, R (9, 1) OBP: 0.176, SLG: 0.188										0	0	0	0	0	0	0										
Frank Matzone, R (9, PH) OBP: 0.347, SLG: 0.377										1	0	0	0	0	0	0										
Marcelino Lopez, R (9, PH) OBP: 0.250, SLG: 0.244										0	0	0	0	0	0	0										
Inning Stats	R: 0 E: 0 K: 1 S: 6	H: 1 LOB: 1 BB: 0 P: 6	R: 0 E: 1 K: 0 S: 4	H: 0 LOB: 2 BB: 1 P: 8	R: 0 E: 0 K: 0 S: 3	H: 1 LOB: 0 BB: 0 P: 3	R: 0 E: 0 K: 2 S: 8	H: 1 LOB: 2 BB: 2 P: 16	R: 1 E: 0 K: 0 S: 4	H: 1 LOB: 0 BB: 0 P: 4	R: 0 E: 0 K: 0 S: 3	H: 0 LOB: 0 BB: 0 P: 3	R: 2 E: 0 K: 0 S: 5	H: 2 LOB: 1 BB: 1 P: 9	R: 0 E: 0 K: 0 S: 3	H: 1 LOB: 0 BB: 0 P: 3	R: 0 E: 1 K: 1 S: 6	H: 0 LOB: 1 BB: 0 P: 6	1B: 5 2B: 1 3B: 0 HR: 1	SF: 0 SAC: 0 DP: 0 HBP: 0	WP: 0 PB: 0 SB: 2 CS: 2	PA: 39				
PITCHER	IP	WLS	BF	H	R	ER	SO	BB	IBB	HBP	BLK	WP	HR	S	P	ERA	WHIP									
Jim Hannan, R (1, 1) ERA: 3.93	6.2		30	6	3	2	3	3	1	0	0	0	0	0	0	0	2.70	1.350								
Ron Kline, R (7, 1) ERA: 2.38	1.1	W	4	1	0	0	0	0	0	0	0	0	0	4	4	0.00	0.750									
Bob Humphreys, R (9, 1) ERA: 3.06	1.0	S	4	0	0	0	1	0	0	0	0	0	0	6	6	0.00	0.000									



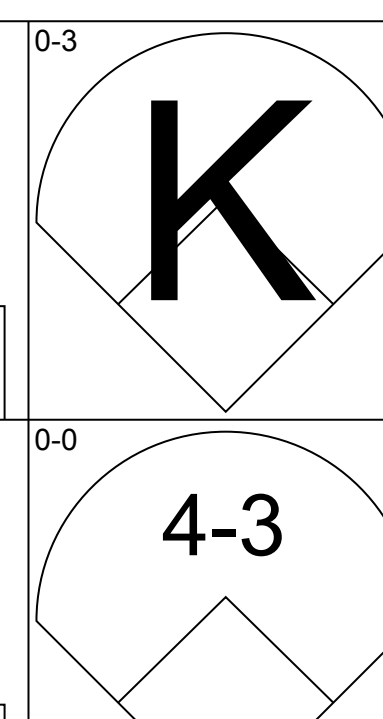
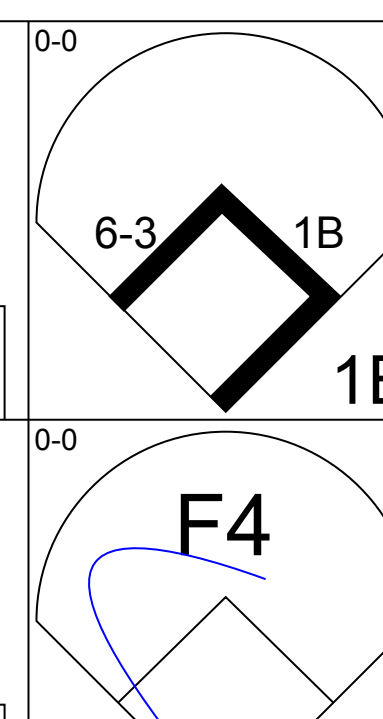
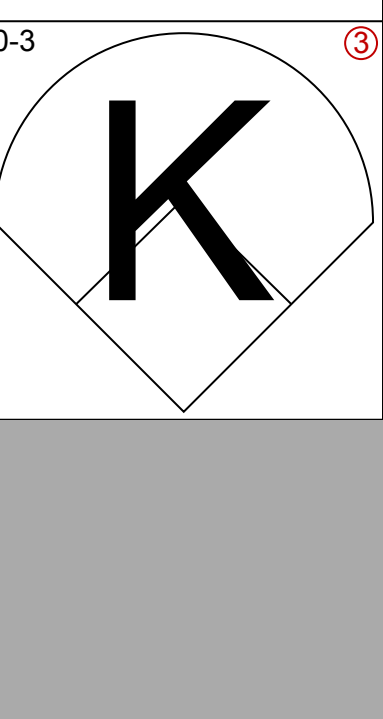
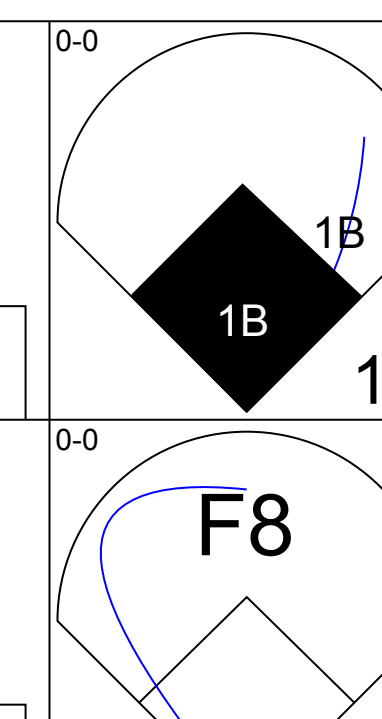
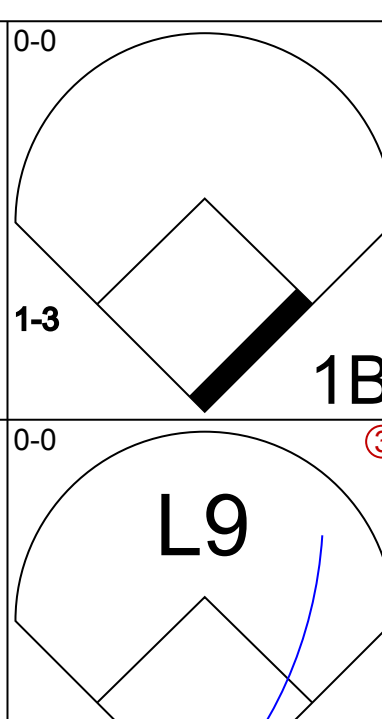
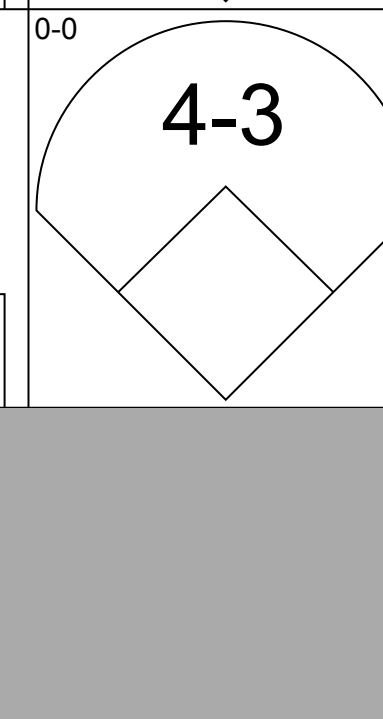
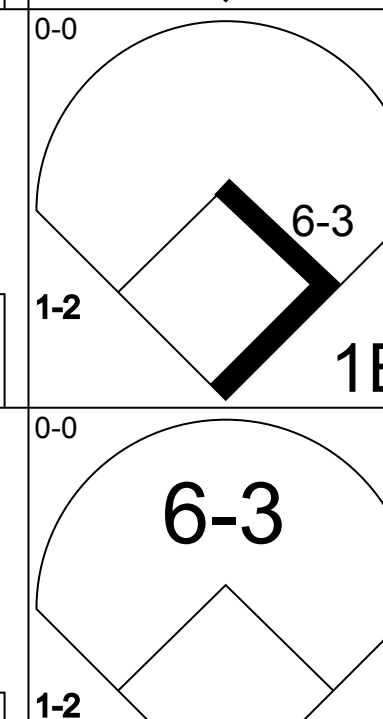
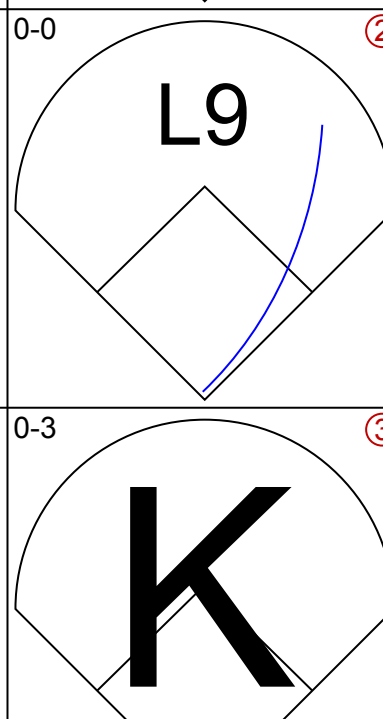
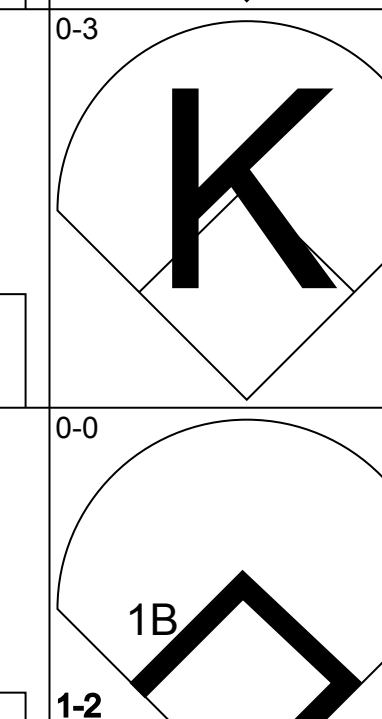


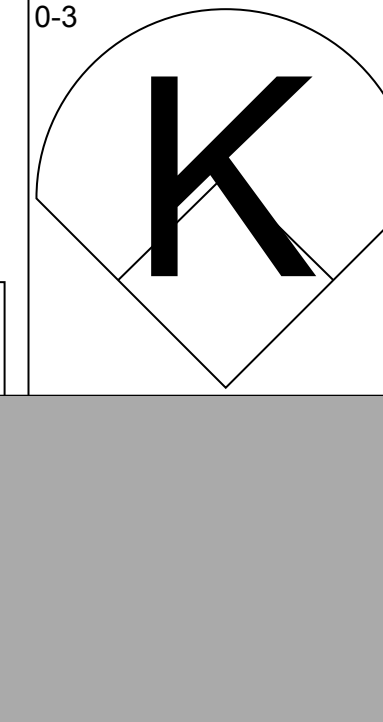

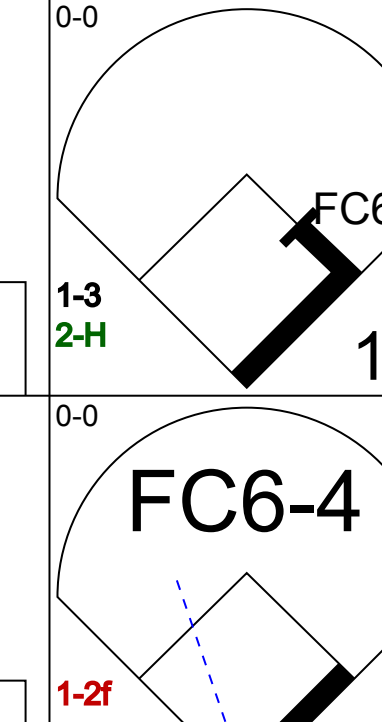
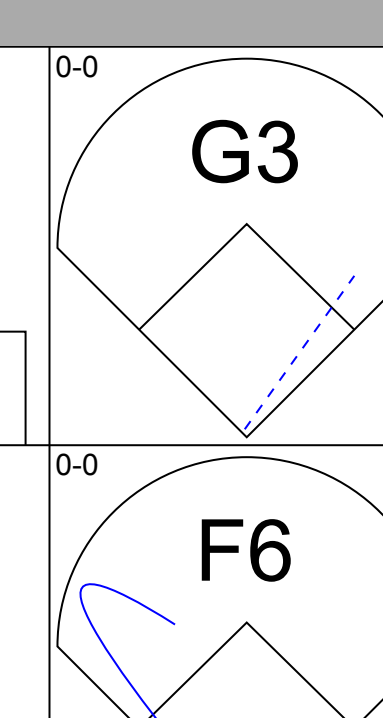
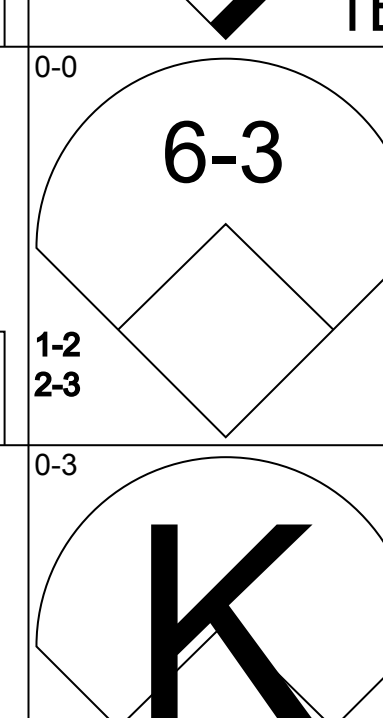

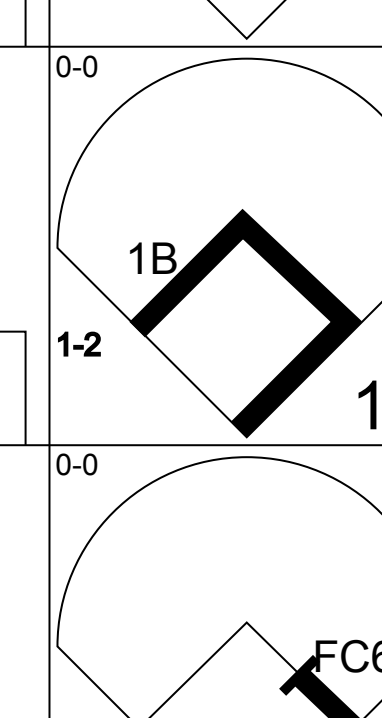
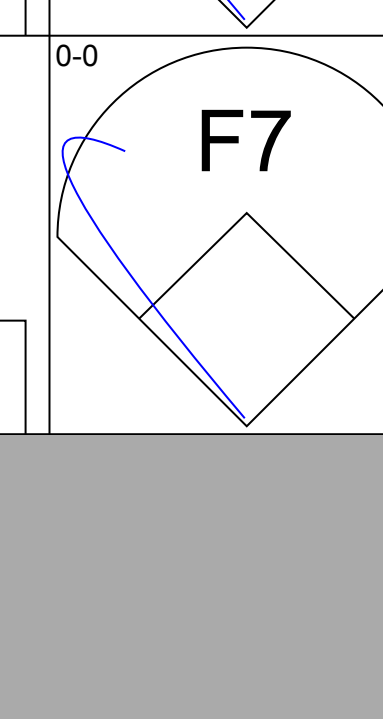

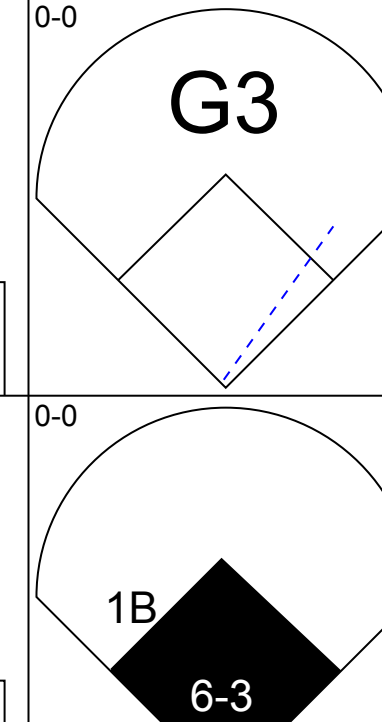
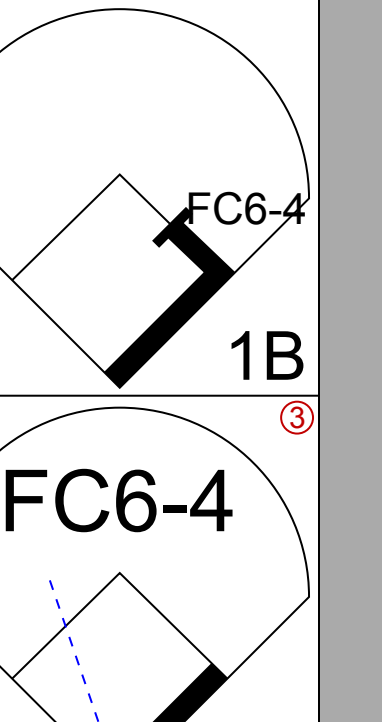

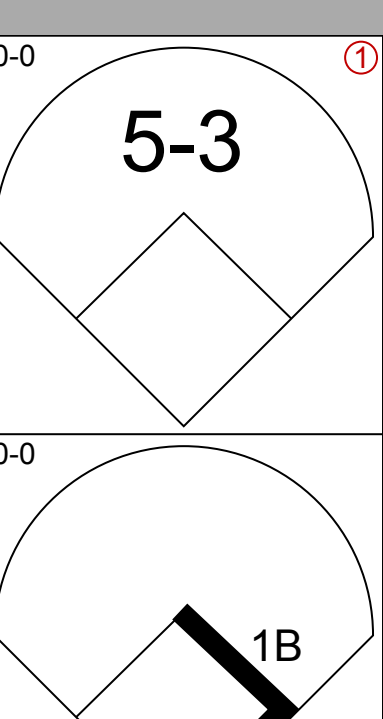
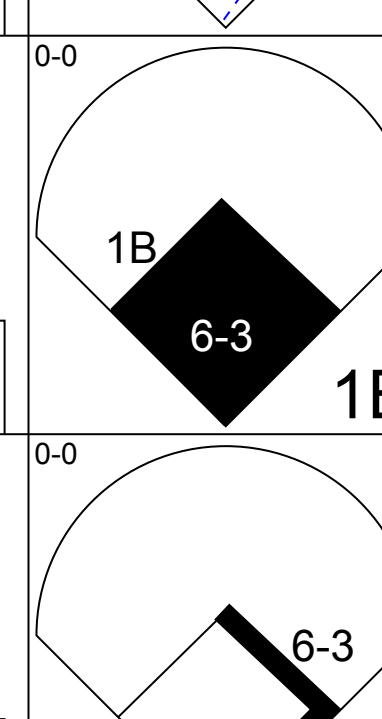
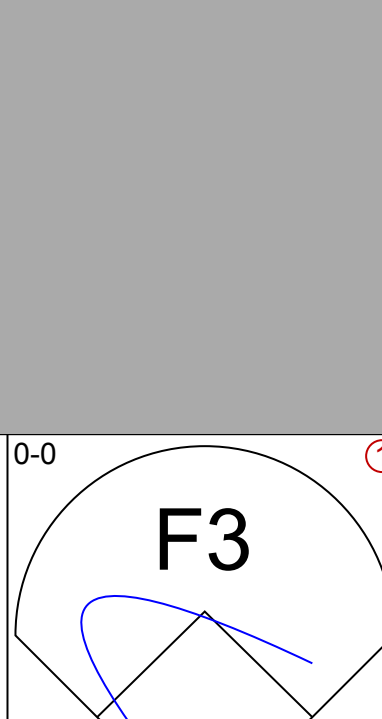
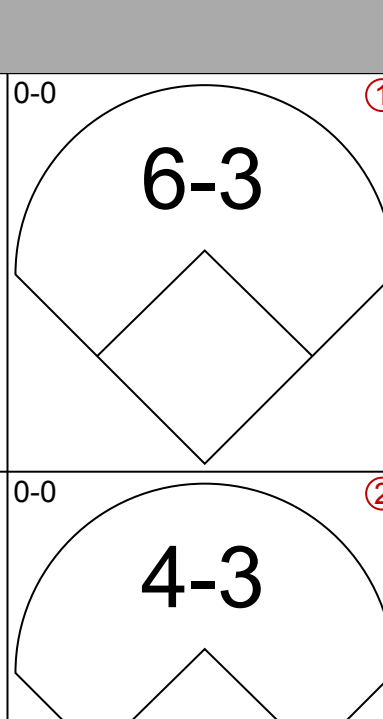
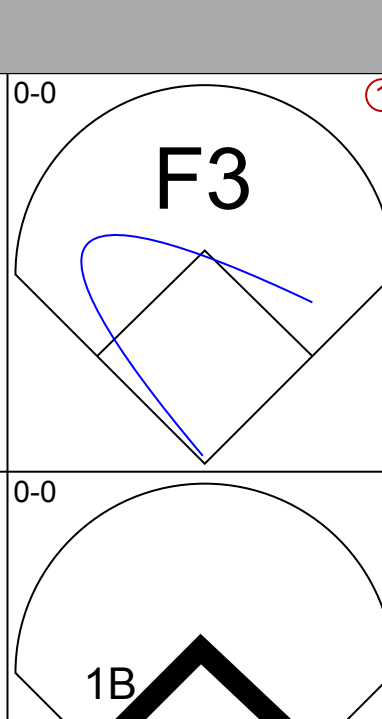
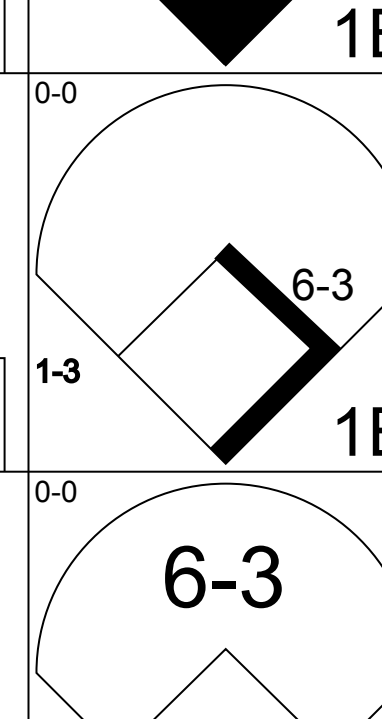
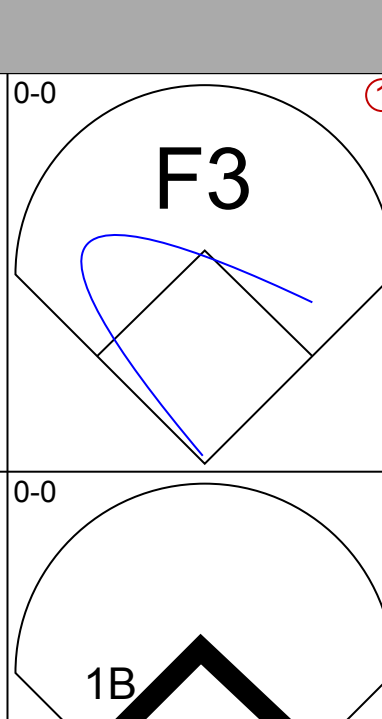
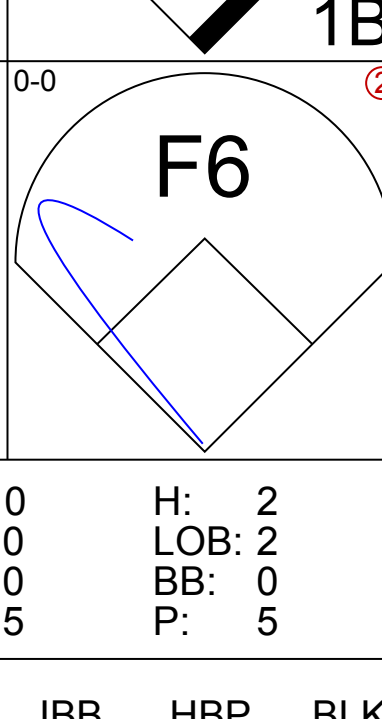

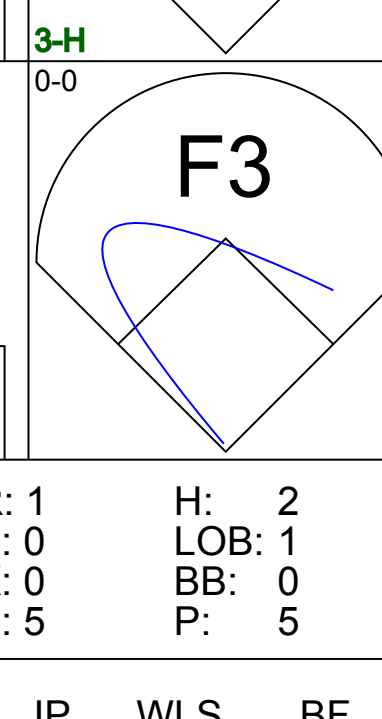
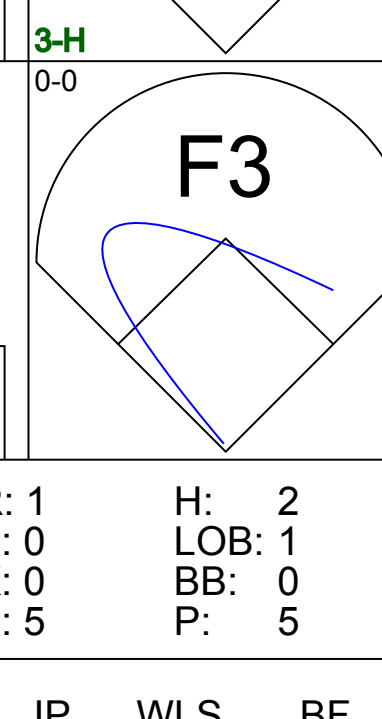
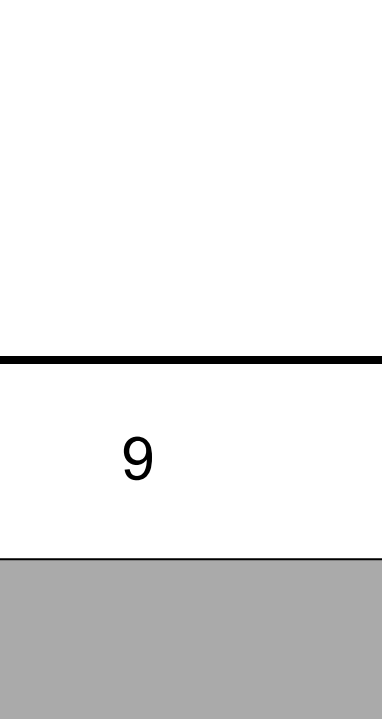
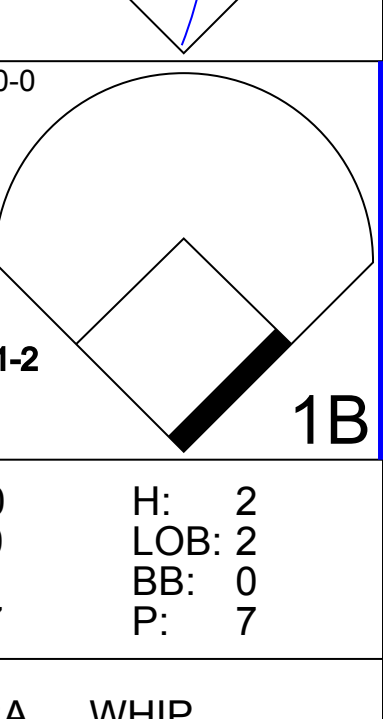
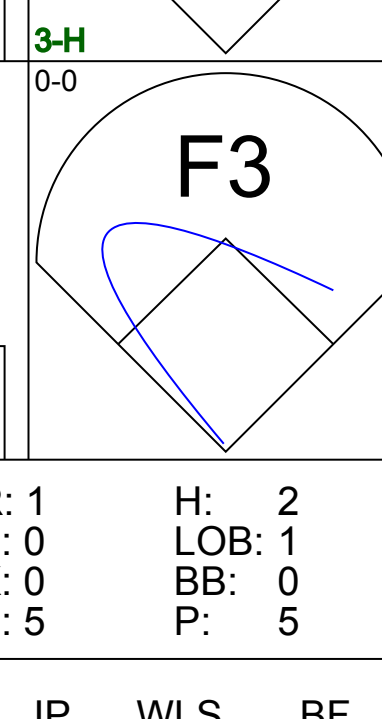
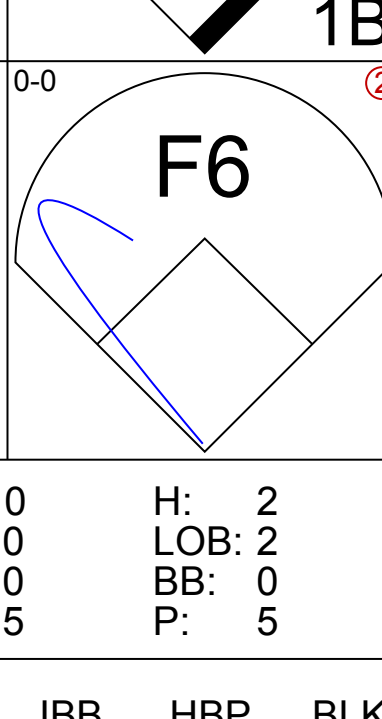

Batter	1	2	3	4	5	6	7	8	9	AB R H RBI BB SO LOB	TOP												
Bob Saverine, S (1, 4) OBP: 0.308, SLG: 0.341	F3		BB 1B	K			6-3	G4-6-3		5 1 1 0 0 1 3	Washington Senators @ Detroit Tigers Tiger Stadium, Detroit, MI Mon Sep 05 1966, 7:05 PM EDT Unknown												
Ken McMullen, R (1, 5) OBP: 0.296, SLG: 0.373	K		K	K			2B 1B BB	6-3	4 1 0 0 1 3 3														
Fred Valentine, S (1, 9) OBP: 0.366, SLG: 0.479			FC5 1B 1-2 BB				1B 2B	L6	3 2 2 1 2 0 0														
Frank Howard, R (1, 7) OBP: 0.347, SLG: 0.458	F8		1B				1B	K	4 0 2 3 0 1 1														
Willie Kirkland, L (7, 7) OBP: 0.274, SLG: 0.361			1-2 2-H 1B				2-H 3-H 1B		1 0 0 0 0 1 0														
Ken Harrelson, R (1, 3) OBP: 0.313, SLG: 0.346			FC5 2-3F				F7		4 0 0 0 0 1 3														
Don Lock, R (1, 8) OBP: 0.336, SLG: 0.396			1B	1-3			K		4 0 1 0 0 2 1														
Paul Casanova, R (1, 2) OBP: 0.282, SLG: 0.422			K	1B BB			F7	SF7 3B	3 2 1 0 1 1 1														
Ed Brinkman, R (1, 6) OBP: 0.270, SLG: 0.340			K	1B 1-2 1B			6-3	SF7	3 0 1 1 0 1 1														
Mike McCormick, L (1, 1) OBP: 0.262, SLG: 0.323			F3	1-3 2-H 1B			K	G4-6-3 1B	4 0 2 1 0 1 0														
Inning Stats	R: 0 E: 0 K: 1 S: 5	H: 0 LOB: 1 BB: 1 P: 9	R: 0 E: 0 K: 3 S: 10	H: 1 LOB: 1 BB: 0 P: 10	R: 1 E: 0 K: 1 S: 7	H: 2 LOB: 2 BB: 1 P: 11	R: 1 E: 0 K: 2 S: 9	H: 2 LOB: 0 BB: 0 P: 8	R: 0 E: 0 K: 1 S: 5	H: 0 LOB: 0 BB: 0 P: 5	R: 2 E: 0 K: 1 S: 7	H: 2 LOB: 1 BB: 1 P: 11	R: 1 E: 0 K: 0 S: 4	H: 2 LOB: 0 BB: 0 P: 4	R: 0 E: 0 K: 1 S: 5	H: 0 LOB: 0 BB: 0 P: 5	1B: 7 2B: 1 3B: 1 HR: 1	SF: 1 SAC: 0 DP: 1 HBP: 0	WP: 0 PB: 0 CS: 0	PA: 40			
PITCHER	IP WLS BF H R ER SO BB IBB HBP BLK WP HR S P ERA WHIP											PITCHER	IP WLS BF H R ER SO BB IBB HBP BLK WP HR S P ERA WHIP										
Mickey Lolich, L (1, 1) ERA: 4.81	7.0 L 34 9 6 6 11 4 0 0 0 0 1 52 68 7.71 1.857																						
Dave Wickersham, R (8, 1) ERA: 3.46	2.0 6 1 0 0 1 0 0 0 0 0 0 8 8 0.00 0.500																						

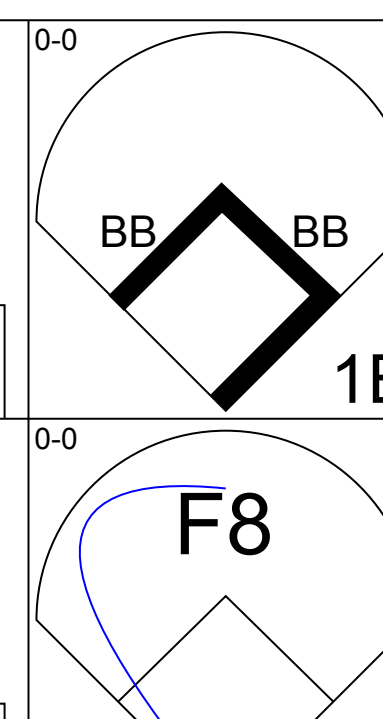
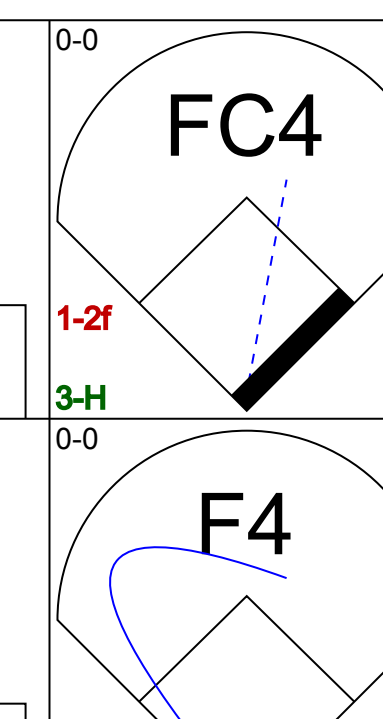
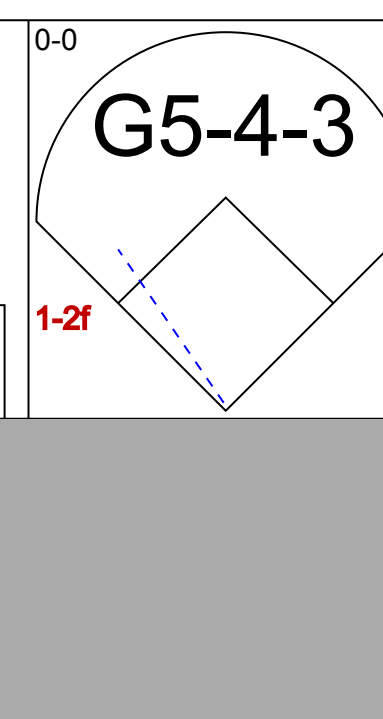
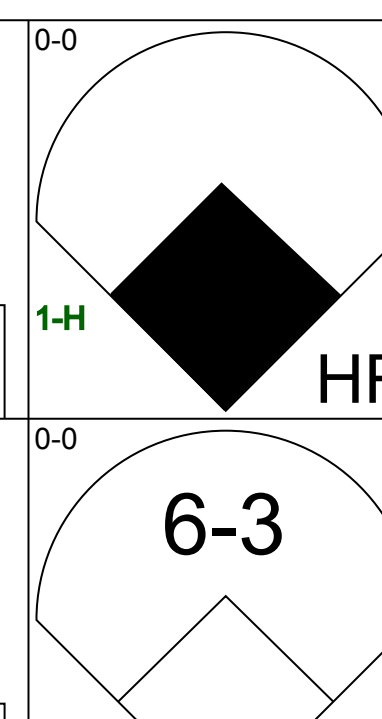
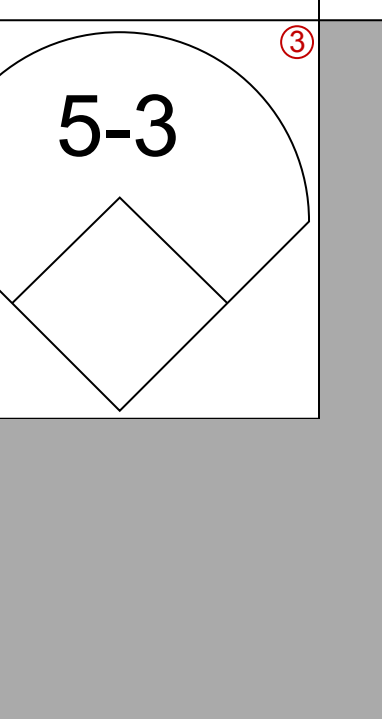
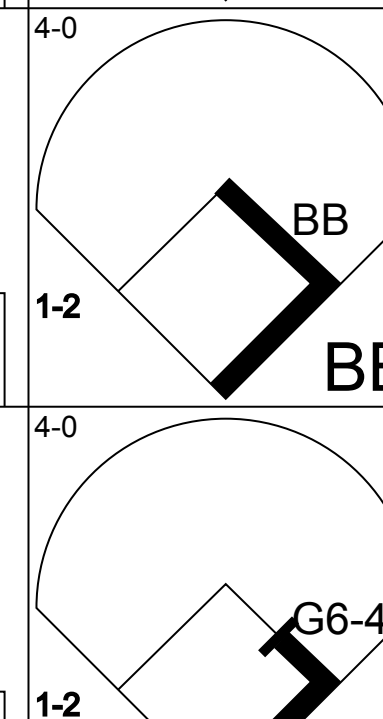

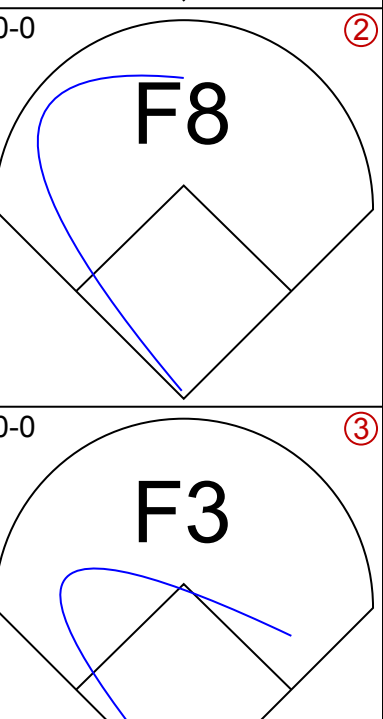
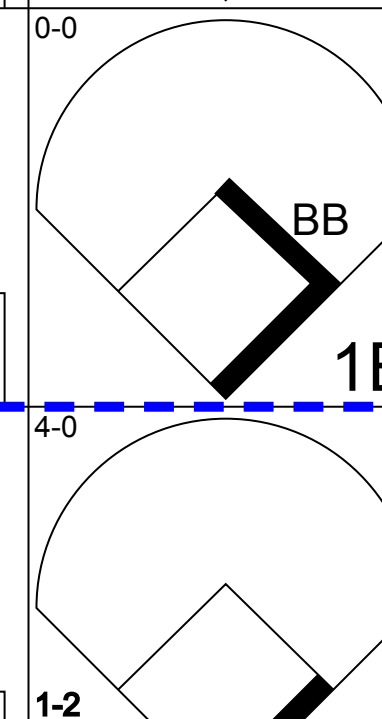
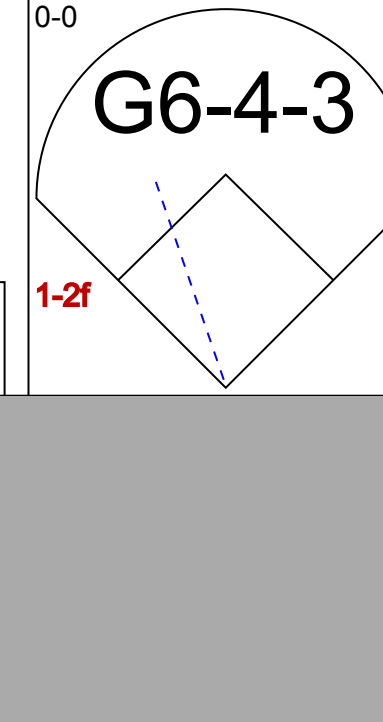
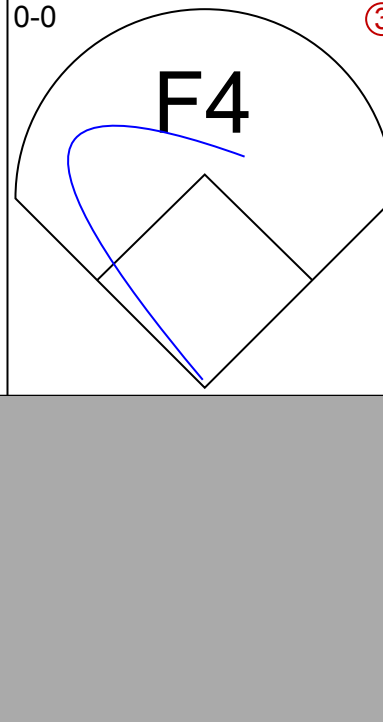





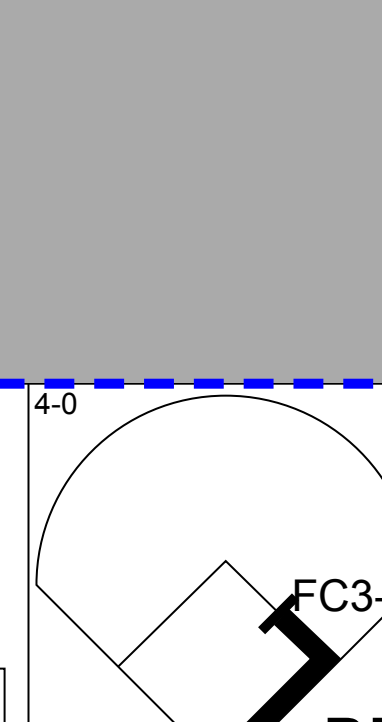
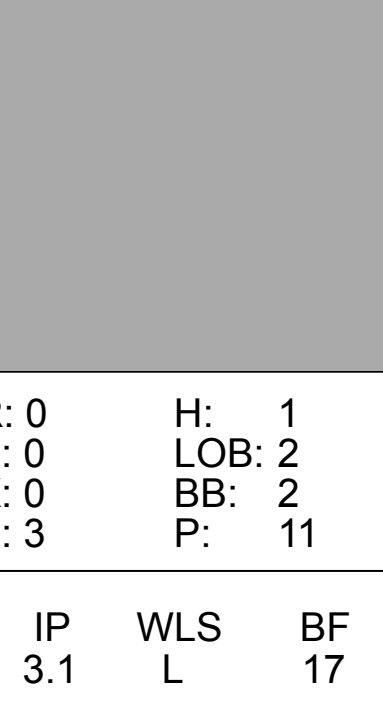


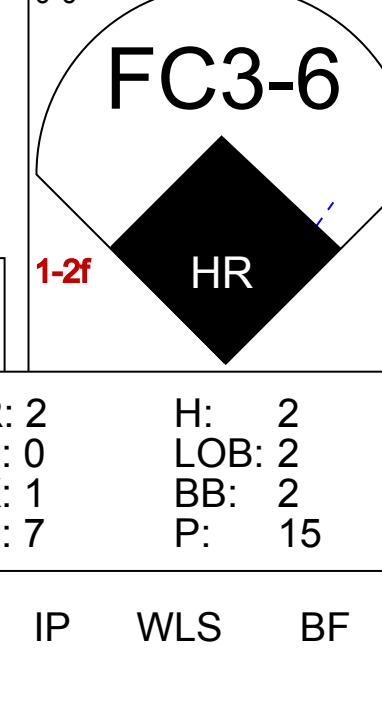
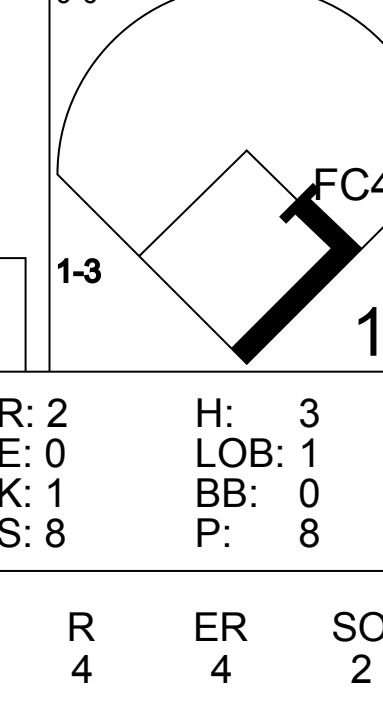
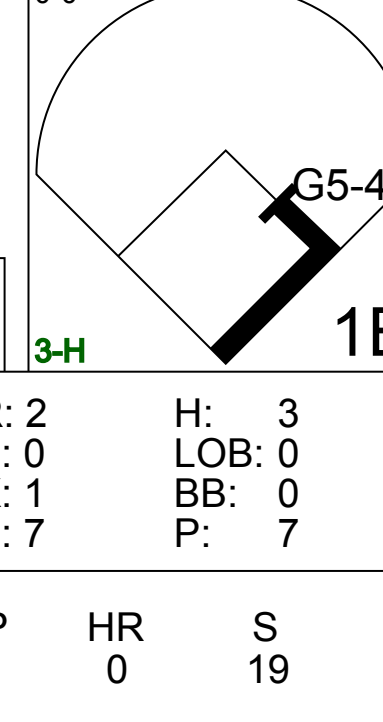

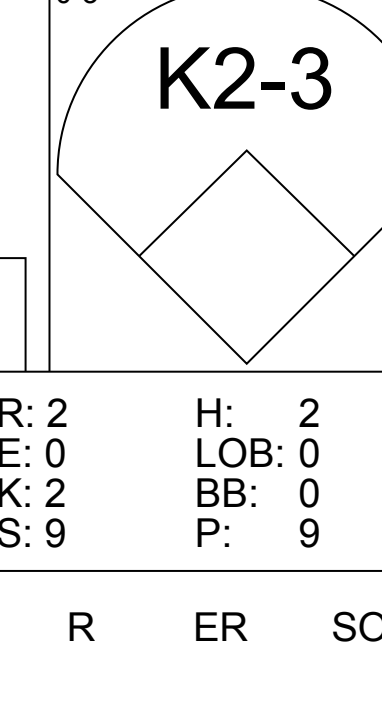




Batter	1	2	3	4	5	6	7	8	9	AB R H RBI BB SO LOB	BOTTOM												
Don Wert, R (1, 5) OBP: 0.345, SLG: 0.366	3-6 1B		HR				6-3		F9	5 1 3 3 0 0 0	Washington Senators @ Detroit Tigers Tiger Stadium, Detroit, MI Mon Sep 05 1966, 7:05 PM EDT Unknown												
Dick Tracewski, R (1, 4) OBP: 0.246, SLG: 0.213	F8		3-H HR				F7		F3	4 0 1 0 0 0 2													
Norm Cash, L (1, 3) OBP: 0.348, SLG: 0.469	3-6 1-2F		F7				F5		F7	3 0 0 0 1 0 2													
Al Kaline, R (1, 9) OBP: 0.390, SLG: 0.551			L7 F7				BB 1-2 2-3 BB		HR	3 1 1 1 1 0 1													
Willie Horton, R (1, 7) OBP: 0.328, SLG: 0.501			F4				F3 K		F9	4 0 0 0 0 1 3													
Mickey Stanley, R (1, 8) OBP: 0.327, SLG: 0.388			1B				K		F7	4 0 1 0 0 1 0													
Bill Freehan, R (1, 2) OBP: 0.284, SLG: 0.344			4-3				F3		F3	4 0 0 0 0 0 1													
Dick McAuliffe, L (1, 6) OBP: 0.384, SLG: 0.530			HR 3B				WP 1B BB		1-3	3 2 2 0 1 0 0													
Mickey Lolich, S (1, 1) OBP: 0.226, SLG: 0.179			F1				K		K	3 0 0 0 0 1 3													
Dave Wickersham, R (8, 1) OBP: 0.053, SLG: 0.079							4-3			0 0 0 0 0 0 0													
Jake Wood, R (9, PH) OBP: 0.335, SLG: 0.377									K	1 0 0 0 0 1 0													
Inning Stats	R: 0 E: 0 K: 0 S: 3	H: 1 LOB: 0 BB: 0 P: 3	R: 0 E: 0 K: 0 S: 4	H: 1 LOB: 1 BB: 0 P: 4	R: 2 E: 0 K: 0 S: 6	H: 3 LOB: 1 BB: 0 P: 6	R: 0 E: 0 K: 1 S: 5	H: 0 LOB: 0 BB: 0 P: 5	R: 1 E: 0 K: 2 S: 8	H: 1 LOB: 3 BB: 3 P: 20	R: 0 E: 0 K: 0 S: 4	H: 1 LOB: 0 BB: 0 P: 4	R: 0 E: 0 K: 0 S: 3	H: 0 LOB: 0 BB: 0 P: 3	R: 1 E: 0 K: 0 S: 4	H: 1 LOB: 0 BB: 0 P: 4	R: 0 E: 0 K: 1 S: 5	H: 0 LOB: 0 BB: 0 P: 5	1B: 5 2B: 1 3B: 1 HR: 2	SF: 0 SAC: 0 DP: 1 HBP: 0	WP: 1 PB: 0 CS: 0	PA: 37	
PITCHER	IP WLS BF H R ER SO BB IBB HBP BLK WP HR S P ERA WHIP											PITCHER	IP WLS BF H R ER SO BB IBB HBP BLK WP HR S P ERA WHIP										
Mike McCormick, L (1, 1) ERA: 3.45	9.0 W 37 8 4 4 4 3 0 0 0 1 2 42 54 4.00 1.222																						



Batter	1	2	3	4	5	6	7	8	9	AB	R	H	RBI	BB	SO	LOB	TOP					
Bob Saverine, S (1,4) OBP: 0.308, SLG: 0.338	E4 BB		K		6-3		WP BB			3	0	0	0	1	1	0	Washington Senators @ Detroit Tigers Tiger Stadium, Detroit, MI Mon Sep 05 1966, 7:05 PM EDT Att: 14,546 - Unknown					
Ken McMullen, R (1,5) OBP: 0.295, SLG: 0.370	4-0 BB		L9		6-3		F8			3	0	0	0	1	0	1						
Jim King, L (1,9) OBP: 0.338, SLG: 0.377	0-0 F4			K		2B 6-3 1B	K			4	1	1	0	0	2	3						
Frank Howard, R (1,7) OBP: 0.348, SLG: 0.460	0-3 K			1B 2B 1B		1-3 1B 2B		6-3		4	2	2	0	0	1	2						
Ken Harrelson, R (1,3) OBP: 0.313, SLG: 0.345	0-3 K			2B SF9 1B		6-3		F8		3	1	1	1	0	1	3						
Dick Nen, L (6,3) OBP: 0.276, SLG: 0.291	K			1-2 SF9 1B		6-3		F8		1	0	0	0	0	0	0						
Don Lock, R (1,8) OBP: 0.335, SLG: 0.397		F5		SF9 1-3 2-H 2B		6-3		F8		4	0	1	1	0	0	1						
Ed Brinkman, R (1,6) OBP: 0.270, SLG: 0.340	6-3			SF9				6-3		3	0	1	2	0	0	0						
Doug Camilli, R (1,2) OBP: 0.241, SLG: 0.308	F8			2-3 3-H 0-0 6-3		6-3		6-3		4	0	0	0	0	0	2						
Frank Kreutzer, R (1,1) Casey Cox, R (4,1) Ken Hamlin, R (5, Ph) Dick Lines, R (5,1) Tim Cullen, R (7, Ph) Bob Humphreys, R (7,1) Paul Casanova, R (9, Ph)			K		6-3		F6		3-1	1	0	0	0	0	0	0						
Inning Stats	R: 0 E: 1 K: 2 S: 8	H: 0 LOB: 2 BB: 1 P: 12	R: 0 E: 0 K: 0 S: 3	H: 0 LOB: 0 BB: 0 P: 3	R: 0 E: 0 K: 2 S: 7	H: 0 LOB: 0 BB: 0 P: 7	R: 2 E: 0 K: 1 S: 8	H: 3 LOB: 1 BB: 0 P: 8	R: 0 E: 0 K: 0 S: 3	H: 0 LOB: 0 BB: 0 P: 3	R: 2 E: 0 K: 0 S: 6	H: 3 LOB: 1 BB: 0 P: 6	R: 0 E: 0 K: 1 S: 5	H: 0 LOB: 1 BB: 1 P: 9	R: 0 E: 0 K: 0 S: 3	H: 0 LOB: 0 BB: 0 P: 3	R: 0 E: 0 K: 0 S: 3	H: 0 LOB: 0 BB: 0 P: 3	1B: 4 2B: 2 3B: 0 HR: 0	SF: 1 SAC: 0 DP: 0 HBP: 0	WP: 1 PB: 0 SB: 0 CS: 0	PA: 36
PITCHER Johnny Podres, L (1,1) ERA: 3.38	IP: 9.0 WLS: W BF: 36 H: 6 R: 4 ER: 4 SO: 6 BB: 2 IBB: 0 HBP: 0 BLK: 0 WP: 1 HR: 0 S: 46 P: 54 ERA: 4.00 WHIP: 0.889																					

Batter	1	2	3	4	5	6	7	8	9	AB	R	H	RBI	BB	SO	LOB	BOTTOM					
Don Wert, R (1,5) OBP: 0.342, SLG: 0.364	5-3		K	SF9		6-3				3	0	0	1	0	1	0	Washington Senators @ Detroit Tigers Tiger Stadium, Detroit, MI Mon Sep 05 1966, 7:05 PM EDT Att: 14,546 - Unknown					
Jake Wood, R (1,4) OBP: 0.343, SLG: 0.382	4-0 BB		HR	FC6-4 WP 1B		4-3				3	1	2	1	1	0	0						
Dick Tracewski, R (7,4) OBP: 0.248, SLG: 0.213	3-1 BB		1B	1-2 FC6-4 1B						0	0	0	0	0	0	0						
Norm Cash, L (1,3) OBP: 0.351, SLG: 0.475	3-1		HR	1-2 FC6-4 IBB			SH1-3 BB			2	1	1	2	2	0	1						
Al Kaline, R (1,9) OBP: 0.390, SLG: 0.557	L4		HR	1-2 FC6-4 1B			SH1-3			3	1	1	2	0	0	3						
Willie Horton, R (1,7) OBP: 0.325, SLG: 0.497	5-3		5-3	5-3		5-3				4	0	0	0	0	0	3						
Mickey Stanley, R (1,8) OBP: 0.325, SLG: 0.401	6-3			HR		5-3		6-3		4	1	1	1	0	0	1						
Orlando McFarlane, R (1,2) OBP: 0.308, SLG: 0.430	K			1B E SF9 1B		F9		K		4	1	1	0	0	2	0						
Dick McAuliffe, L (1,6) OBP: 0.380, SLG: 0.524	3-1			E8 SF9 1B 1B		F3		F6		4	1	0	0	0	2							
Johnny Podres, L (1,1) OBP: 0.292, SLG: 0.273	4-3			WP FC6-4 1B		F8		K		4	1	1	0	0	1	0						
Inning Stats	R: 0 E: 0 K: 0 S: 3	H: 0 LOB: 1 BB: 1 P: 7	R: 0 E: 0 K: 1 S: 6	H: 0 LOB: 0 BB: 0 P: 6	R: 3 E: 0 K: 1 S: 8	H: 3 LOB: 0 BB: 0 P: 8	R: 4 E: 1 K: 0 S: 8	H: 4 LOB: 2 BB: 1 P: 12	R: 0 E: 0 K: 0 S: 3	H: 0 LOB: 0 BB: 0 P: 3	R: 0 E: 0 K: 0 S: 3	H: 0 LOB: 0 BB: 0 P: 3	R: 0 E: 0 K: 2 S: 7	H: 0 LOB: 1 BB: 1 P: 7	R: 0 E: 0 K: 2 S: 7	H: 0 LOB: 0 BB: 0 P: 7	R: 0 E: 0 K: 2 S: 7	H: 0 LOB: 0 BB: 0 P: 7	1B: 4 2B: 0 3B: 0 HR: 3	SF: 1 SAC: 1 DP: 0 HBP: 0	WP: 2 PB: 0 SB: 0 CS: 0	PA: 36
PITCHER Frank Kreutzer, L (1,1) ERA: 5.22 Casey Cox, R (4,1) ERA: 3.64 Dick Lines, L (5,1) ERA: 2.32 Bob Humphreys, R (7,1) ERA: 3.0	IP: 3.0 WLS: L BF: 16 H: 5 R: 5 ER: 5 SO: 2 BB: 1 IBB: 0 HBP: 0 BLK: 0 WP: 1 HR: 3 S: 19 P: 23 ERA: 15.00 WHIP: 2.000																					

Batter	1	2	3	4	5	6	7	8	9	AB	R	H	RBI	BB	SO	LOB	TOP			
Ken Hamlin, R (1,4) OBP: 0.273, SLG: 0.299										5	1	3	0	0	2	2	<p>Washington Senators @ Detroit Tigers</p> <p>Tiger Stadium, Detroit, MI</p> <p>Tue Sep 06 1966, 7:05 PM EDT</p> <p>Att: 5,278 - Unknown</p>			
Ken McMullen, R (1,5) OBP: 0.293, SLG: 0.366										5	0	0	0	0	0	4				
Jim King, L (1,9) OBP: 0.337, SLG: 0.375										4	0	1	0	0	1	1				
Frank Howard, R (1,7) OBP: 0.348, SLG: 0.458										4	0	1	0	0	1	2				
Dick Nen, L (1,3) OBP: 0.276, SLG: 0.290										4	0	1	1	0	1	2				
Don Lock, R (1,8) OBP: 0.334, SLG: 0.396										4	1	1	0	0	0	2				
Paul Casanova, R (1,2) OBP: 0.283, SLG: 0.422										4	0	2	0	0	0	0				
Ed Brinkman, R (1,6) OBP: 0.270, SLG: 0.339										4	0	1	1	0	0	2				
Barry Moore, L (1,1) Casey Cox, R (4,1) Dick Phillips, L (5, Ph) Dave Baldwin, R (5,1) Willie Kirkland, L (7, Ph) Pete Richert, L (7,1) Dick Lines, R (7,1) Mike Brumley, L (9, Ph)										1	0	0	0	0	0	1		<p>livebaseballscores.com</p> 		
Inning Stats	R: 0 E: 0 K: 1 S: 5	H: 0 LOB: 0 BB: 0 P: 5	R: 0 E: 0 K: 0 S: 3	H: 0 LOB: 0 BB: 0 P: 3	R: 0 E: 0 K: 1 S: 5	H: 2 LOB: 2 BB: 0 P: 7	R: 0 E: 0 K: 1 S: 7	H: 2 LOB: 2 BB: 0 P: 7	R: 0 E: 0 K: 1 S: 5	H: 0 LOB: 0 BB: 0 P: 5	R: 1 E: 0 K: 0 S: 5	H: 2 LOB: 1 BB: 0 P: 5	R: 1 E: 0 K: 1 S: 8	H: 3 LOB: 2 BB: 0 P: 8	R: 0 E: 0 K: 0 S: 5	H: 2 LOB: 2 BB: 0 P: 5		1B: 11 2B: 0 3B: 0 HR: 0	SF: 0 SAC: 0 DP: 0 HBP: 0	WP: 0 PB: 0 SB: 0 CS: 0
PITCHER Denny McLain, R (1,1) ERA: 3.84	IP: 9.0 WLS: W BF: 38 H: 11 R: 2 ER: 2 SO: 6 BB: 0 IBB: 0 HBP: 0 BLK: 0 WP: 0 HR: 0 S: 50 P: 50 ERA: 2.00 WHIP: 1.222															PITCHER				

Batter	1	2	3	4	5	6	7	8	9	AB	R	H	RBI	BB	SO	LOB	BOTTOM			
Don Wert, R (1,5) OBP: 0.343, SLG: 0.370										5	1	2	3	0	0	2	<p>Washington Senators @ Detroit Tigers</p> <p>Tiger Stadium, Detroit, MI</p> <p>Tue Sep 06 1966, 7:05 PM EDT</p> <p>Att: 5,278 - Unknown</p>			
Jake Wood, R (1,4) Dick Tracewski, R (8,4) OBP: 0.337, SLG: 0.374 OBP: 0.248, SLG: 0.213										4	0	0	0	0	0	2				
Norm Cash, L (1,3) OBP: 0.352, SLG: 0.474										3	0	1	0	1	0	0				
Al Kaline, R (1,9) OBP: 0.391, SLG: 0.554										2	0	0	0	2	0	0				
Willie Horton, R (1,7) OBP: 0.325, SLG: 0.494										4	0	1	0	0	1	5				
Mickey Stanley, R (1,8) OBP: 0.333, SLG: 0.419										4	3	3	0	0	0	1				
Bill Freehan, R (1,2) OBP: 0.285, SLG: 0.355										4	2	2	3	0	2	1				
Dick McAuliffe, L (1,6) OBP: 0.382, SLG: 0.523										3	1	1	1	1	2	1				
Denny McLain, R (1,1) OBP: 0.241, SLG: 0.220										4	1	2	1	0	1	1				
Inning Stats	R: 0 E: 0 K: 0 S: 3	H: 1 LOB: 2 BB: 2 P: 11	R: 2 E: 0 K: 1 S: 8	H: 3 LOB: 1 BB: 0 P: 8	R: 0 E: 0 K: 0 S: 3	H: 0 LOB: 0 BB: 0 P: 3	R: 2 E: 0 K: 1 S: 7	H: 3 LOB: 0 BB: 0 P: 7	R: 0 E: 0 K: 1 S: 5	H: 1 LOB: 0 BB: 0 P: 5	R: 2 E: 0 K: 1 S: 7	H: 2 LOB: 2 BB: 2 P: 15	R: 2 E: 0 K: 2 S: 9	H: 2 LOB: 0 BB: 0 P: 9	R: 0 E: 0 K: 0 S: 5	H: 2 LOB: 2 BB: 0 P: 5		1B: 7 2B: 3 3B: 0 HR: 2	SF: 0 SAC: 0 DP: 2 HBP: 0	WP: 1 PB: 0 SB: 0 CS: 0
PITCHER Barry Moore, L (1,1) Casey Cox, R (4,1) Dave Baldwin, R (5,1) Pete Richert, L (7,1) Dick Lines, L (7,1)	IP: 3.1 WLS: L BF: 17 H: 6 R: 4 ER: 4 SO: 2 BB: 2 IBB: 0 HBP: 0 BLK: 0 WP: 0 HR: 0 S: 19 P: 27 ERA: 10.80 WHIP: 2.400															PITCHER				

Batter	1	2	3	4	5	6	7	8	9	AB	R	H	RBI	BB	SO	LOB	TOP				
Ken Hamlin, R (1, 4) OBP: 0.273, SLG: 0.297	F5		FC6-4 1B		1-3			1-3		4	0	1	0	0	0	0	Washington Senators @ Detroit Tigers Tiger Stadium, Detroit, MI Wed Sep 07 1966, 7:05 PM EDT Att: 7,409 - Unknown				
Ken McMullen, R (1, 5) OBP: 0.291, SLG: 0.363	K		FC6-4 1-2			F8		F3		4	0	0	0	0	1	1					
Dick Nen, L (1, 3) OBP: 0.280, SLG: 0.290	K			4-3		1B BB		1B WP 1B		3	0	1	0	1	1	0					
Frank Howard, R (1, 7) OBP: 0.349, SLG: 0.457		4-3		E BB		1B		K		3	0	1	0	1	1	1					
Willie Kirkland, L (1, 9) OBP: 0.272, SLG: 0.351		BB BB BB	4-0 BB	E3 1-2		F4		K	0-3 1	3	0	0	0	1	1	3					
Don Lock, R (1, 8) OBP: 0.332, SLG: 0.392			F9		K			F8	0-0 2	3	0	0	0	0	2	5					
Jim King, L (9, PH) OBP: 0.335, SLG: 0.374					K				0-0 2	1	0	0	0	0	0	0					
Paul Casanova, R (1, 2) OBP: 0.280, SLG: 0.418			4-3		6-3			F7	0-0 3	4	0	0	0	0	0	3					
Ed Brinkman, R (1, 6) OBP: 0.269, SLG: 0.337			4-3		4-3			4-3	0-0 2	3	0	0	0	0	0	0					
Phil Ortega, R (1, 1) OBP: 0.143, SLG: 0.060			K		L6			F2	0-0 3	1	0	0	0	0	1	0					
Dick Phillips, L (5, PH) OBP: 0.242, SLG: 0.194										1	0	0	0	0	0	0					
Bob Humphreys, R (5, 1) OBP: 0.333, SLG: 0.167										0	0	0	0	0	0	0					
Bob Saverine, S (7, PH) OBP: 0.307, SLG: 0.337										1	0	0	0	0	0	0					
Frank Kreuzer, R (7, 1) OBP: 0.250, SLG: 0.250										0	0	0	0	0	0	0					
Inning Stats	R: 0 E: 0 K: 2 S: 7	H: 0 LOB: 0 BB: 0 P: 7	R: 0 E: 0 K: 0 S: 3	H: 0 LOB: 1 BB: 1 P: 7	R: 0 E: 0 K: 1 S: 6	H: 1 LOB: 1 BB: 0 P: 6	R: 0 E: 1 K: 1 S: 6	H: 0 LOB: 2 BB: 1 P: 10	R: 0 E: 0 K: 0 S: 3	H: 0 LOB: 0 BB: 0 P: 3	R: 0 E: 0 K: 1 S: 6	H: 1 LOB: 2 BB: 1 P: 10	R: 0 E: 0 K: 0 S: 3	H: 0 LOB: 0 BB: 0 P: 3	R: 0 E: 0 K: 1 S: 6	H: 1 LOB: 1 BB: 0 P: 6	R: 0 E: 0 K: 1 S: 5	H: 0 LOB: 0 BB: 0 P: 5	1B: 3 2B: 0 3B: 0 HR: 0	SF: 0 SAC: 0 DP: 0 HBP: 0	WP: 1 PA: 34
PITCHER Earl Wilson, R (1, 1) ERA: 3.11	IP: 9.0 WLS: W BF: 34 H: 3 R: 0 ER: 0 SO: 7 BB: 3 IBB: 0 HBP: 0 BLK: 0 WP: 1 HR: 0 S: 45 P: 57 ERA: 0.00 WHIP: 0.667															PITCHER					

AB	31
R	0
H	3
RBI	0
BB	3
SO	7
LOB	13



Batter	1	2	3	4	5	6	7	8	9	AB	R	H	RBI	BB	SO	LOB	BOTTOM		
Dick McAuliffe, L (1, 6) OBP: 0.380, SLG: 0.520	2B 1B	F7		K			1-3			4	1	1	0	0	1	1	Washington Senators @ Detroit Tigers Tiger Stadium, Detroit, MI Wed Sep 07 1966, 7:05 PM EDT Att: 7,409 - Unknown		
Jerry Lumpe, L (1, 4) OBP: 0.285, SLG: 0.304	1B 1B	4-3			F9		5-3			4	1	1	1	0	0	0			
Dick Tracewski, R (8, 4) OBP: 0.248, SLG: 0.213	1B 1B 2B									0	0	0	0	0	0	0			
Norm Cash, L (1, 3) OBP: 0.353, SLG: 0.473	1B 1B		F8		F6		BB			3	1	1	0	1	0	0			
Al Kaline, R (1, 8) OBP: 0.390, SLG: 0.552	1B		L6-3		L6-3		L5			3	0	1	1	0	0	0			
Mickey Stanley, R (6, 8) OBP: 0.332, SLG: 0.417	1B									1	0	0	0	0	0	1			
Jim Northrup, L (1, 9) OBP: 0.325, SLG: 0.475	K		F7			K				4	0	1	0	0	2	2			
Willie Horton, R (1, 7) OBP: 0.324, SLG: 0.497	K			2B 3B		6-3		5-3		4	1	1	0	0	1	3			
Don Wert, R (1, 5) OBP: 0.346, SLG: 0.376	1B			3B 2B			1B 1B			4	0	3	2	0	0	1			
Bill Freehan, R (1, 2) OBP: 0.285, SLG: 0.354	4-3			3H 2B	F7		1B			4	0	1	0	0	0	4			
Earl Wilson, R (1, 1) OBP: 0.316, SLG: 0.540		6-3			F8		K			3	0	0	0	0	1	3			
Inning Stats	R: 3 E: 0 K: 2 S: 12	H: 5 LOB: 2 BB: 0 P: 12	R: 0 E: 0 K: 0 S: 3	H: 0 LOB: 0 BB: 0 P: 3	R: 0 E: 0 K: 0 S: 3	H: 0 LOB: 0 BB: 0 P: 3	R: 1 E: 0 K: 1 S: 7	H: 2 LOB: 1 BB: 0 P: 7	R: 0 E: 0 K: 0 S: 3	H: 0 LOB: 0 BB: 0 P: 3	R: 0 E: 0 K: 2 S: 9	H: 2 LOB: 2 BB: 0 P: 9	R: 0 E: 0 K: 0 S: 3	H: 0 LOB: 1 BB: 1 P: 7	R: 0 E: 0 K: 0 S: 4	H: 1 LOB: 1 BB: 0 P: 4	1B: 6 2B: 2 3B: 2 HR: 0	SF: 0 SAC: 0 DP: 0 HBP: 0	WP: 0 PA: 35
PITCHER Phil Ortega, R (1, 1) ERA: 4.11	IP: 4.0 WLS: L BF: 19 H: 7 R: 4 ER: 4 SO: 3 BB: 0 IBB: 0 HBP: 0 BLK: 0 WP: 0 HR: 0 S: 25 P: 25 ERA: 9.00 WHIP: 1.750															PITCHER			
Bob Humphreys, R (5, 1) ERA: 2.54	IP: 2.0 WLS: L BF: 8 H: 2 R: 0 ER: 0 SO: 2 BB: 0 IBB: 0 HBP: 0 BLK: 0 WP: 0 HR: 0 S: 12 P: 12 ERA: 0.00 WHIP: 1.000															PITCHER			
Frank Kreuzer, L (7, 1) ERA: 4.88	IP: 2.0 WLS: L BF: 8 H: 1 R: 0 ER: 0 SO: 0 BB: 1 IBB: 0 HBP: 0 BLK: 0 WP: 0 HR: 0 S: 7 P: 11 ERA: 0.00 WHIP: 1.000															PITCHER			



Batter	1	2	3	4	5	6	7	8	9	10	AB	R	H	RBI	BB	SO	LOB	TOP	
Ken Hamlin, R OBP: 0.274, SLG: 0.305 Dick Phillips, L OBP: 0.236, SLG: 0.188 Tim Cullen, R OBP: 0.167, SLG: 0.176											3	0	1	0	0	0	1	Washington Senators @ Chicago White Sox Comiskey Park, Chicago, IL Fri Sep 09 1966, 8:05 PM EDT Att. 10,450 - Unknown	
Ken McMullen, R OBP: 0.291, SLG: 0.363											4	0	1	0	0	0	2		
Hank Allen, R OBP: 0.667, SLG: 0.500											2	0	1	0	1	1	0		
Frank Howard, R OBP: 0.350, SLG: 0.456 Dick Nen, L OBP: 0.280, SLG: 0.290											2	0	0	0	2	0	2		
Ken Harrelson, R OBP: 0.311, SLG: 0.343 Jim King, L OBP: 0.334, SLG: 0.373											3	0	0	0	0	1	3		
Paul Casanova, R OBP: 0.278, SLG: 0.413											4	0	0	0	0	2	4		
Don Lock, R OBP: 0.336, SLG: 0.395											3	0	2	0	1	0	0		
Ed Brinkman, R OBP: 0.267, SLG: 0.335											3	0	0	0	0	1	2		
Pete Richert, L OBP: 0.169, SLG: 0.222											4	0	1	0	0	0	1		
Inning Stats	R: 0 E: 0 K: 0 S: 4	H: 2 LOB: 1 BB: 0 P: 4	R: 0 E: 0 K: 2 S: 7	H: 0 LOB: 1 BB: 1 P: 11	R: 0 E: 0 K: 0 S: 3	H: 1 LOB: 0 BB: 0 P: 3	R: 0 E: 1 K: 0 S: 5	H: 0 LOB: 0 BB: 0 P: 5	R: 0 E: 0 K: 0 S: 3	H: 0 LOB: 1 BB: 2 P: 10	R: 0 E: 0 K: 1 S: 6	H: 1 LOB: 1 BB: 0 P: 6	R: 0 E: 0 K: 1 S: 5	H: 1 LOB: 3 BB: 1 P: 10	R: 0 E: 0 K: 1 S: 5	H: 0 LOB: 0 BB: 0 P: 5	1B: 5 2B: 1 3B: 0 HR: 0		SF: 0 SAC: 2 DP: 5 HBP: 0
PITCHER	IP WLS BF H R ER SO BB IBB HBP BLK WP HR S P ERA WHIP	IP WLS BF H R ER SO BB IBB HBP BLK WP HR S P ERA WHIP	IP WLS BF H R ER SO BB IBB HBP BLK WP HR S P ERA WHIP	IP WLS BF H R ER SO BB IBB HBP BLK WP HR S P ERA WHIP	IP WLS BF H R ER SO BB IBB HBP BLK WP HR S P ERA WHIP	IP WLS BF H R ER SO BB IBB HBP BLK WP HR S P ERA WHIP	IP WLS BF H R ER SO BB IBB HBP BLK WP HR S P ERA WHIP	IP WLS BF H R ER SO BB IBB HBP BLK WP HR S P ERA WHIP	IP WLS BF H R ER SO BB IBB HBP BLK WP HR S P ERA WHIP	IP WLS BF H R ER SO BB IBB HBP BLK WP HR S P ERA WHIP	IP WLS BF H R ER SO BB IBB HBP BLK WP HR S P ERA WHIP	IP WLS BF H R ER SO BB IBB HBP BLK WP HR S P ERA WHIP	IP WLS BF H R ER SO BB IBB HBP BLK WP HR S P ERA WHIP	IP WLS BF H R ER SO BB IBB HBP BLK WP HR S P ERA WHIP	IP WLS BF H R ER SO BB IBB HBP BLK WP HR S P ERA WHIP	IP WLS BF H R ER SO BB IBB HBP BLK WP HR S P ERA WHIP	IP WLS BF H R ER SO BB IBB HBP BLK WP HR S P ERA WHIP	IP WLS BF H R ER SO BB IBB HBP BLK WP HR S P ERA WHIP	IP WLS BF H R ER SO BB IBB HBP BLK WP HR S P ERA WHIP
Gary Peters, L ERA: 1.98 Joe Horlen, R ERA: 2.67 Hoyt Wilhelm, R ERA: 1.54	3.0 6.0 1.0	11 22 3	3 0 0	0 0 0	2 3 1	0 0 0	0 0 0	0 0 0	14 25 5	18 37 5	0.00 0.833 0.00	1.333	0.833	0.000					

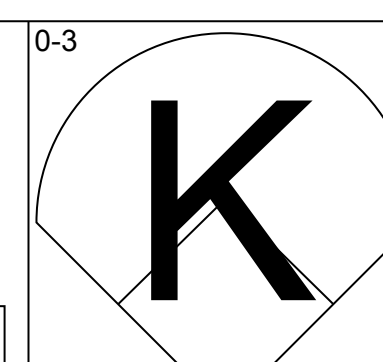
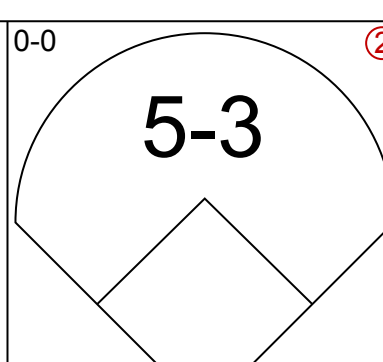
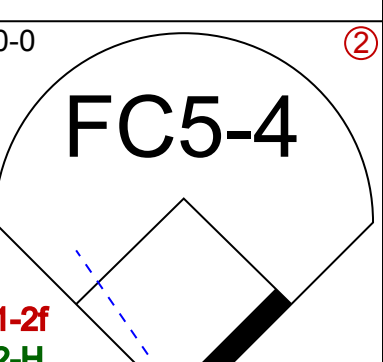
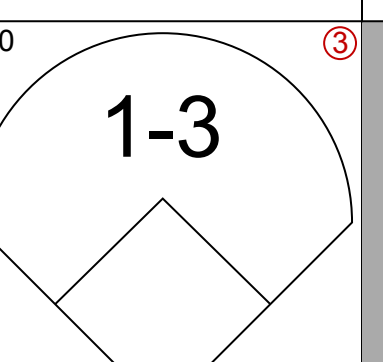
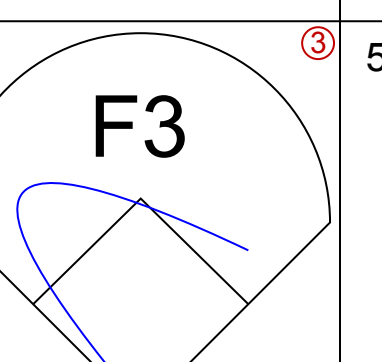
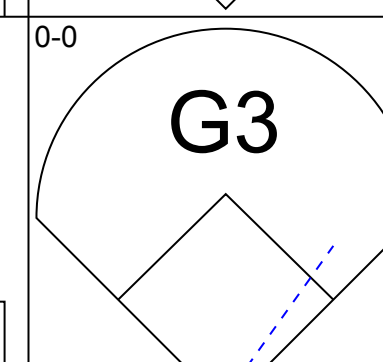
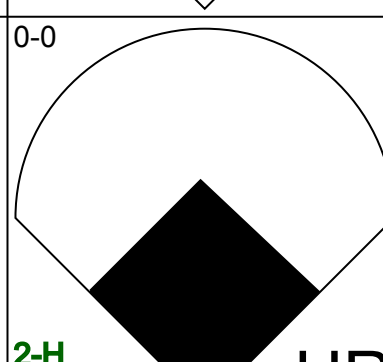
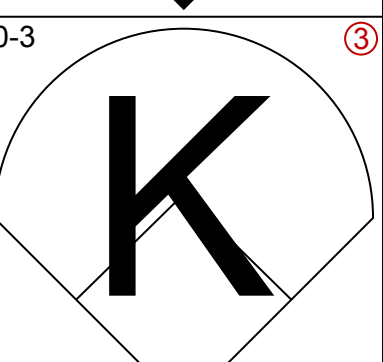
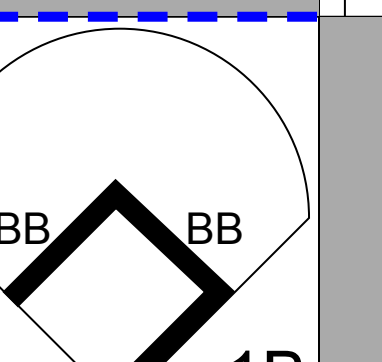
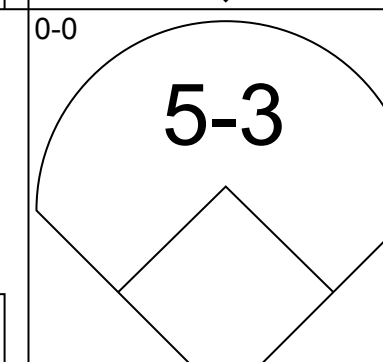
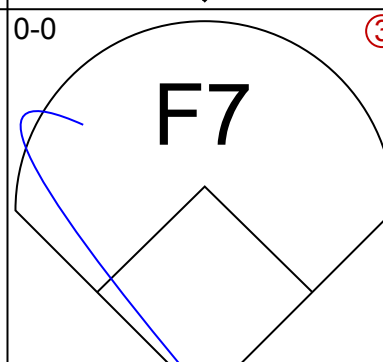
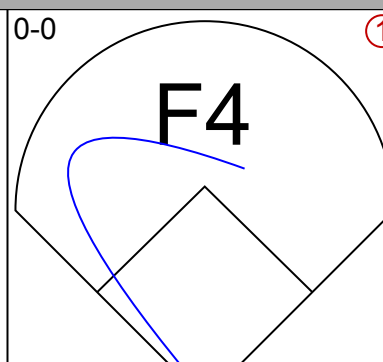
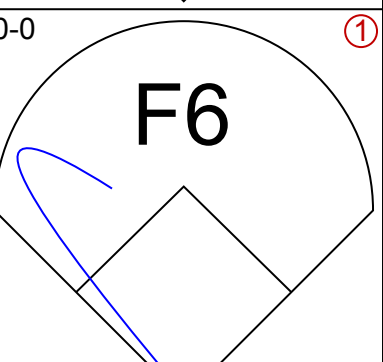
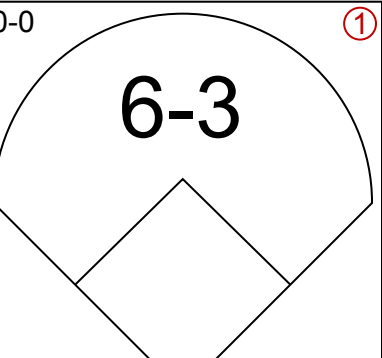
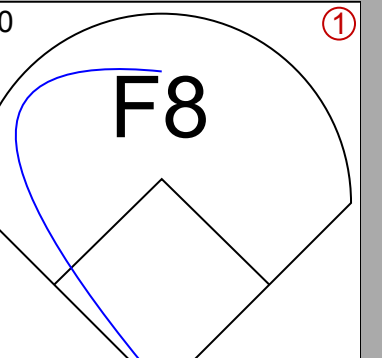
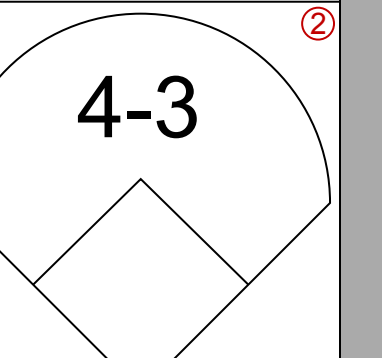
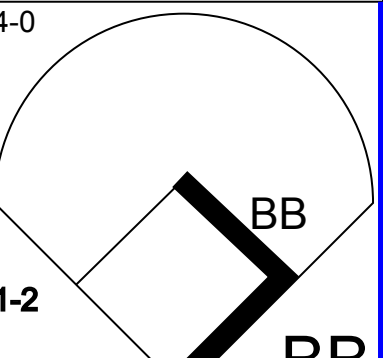
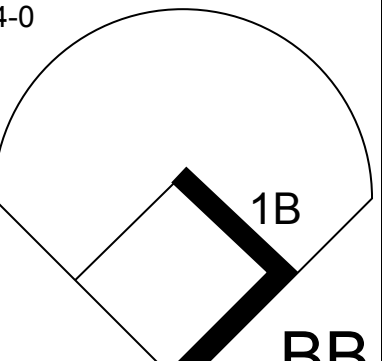
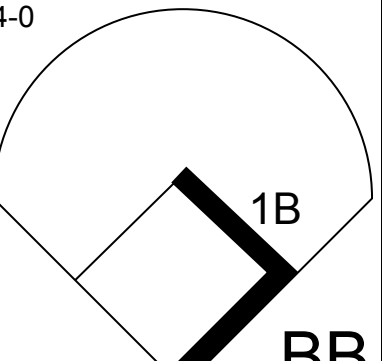
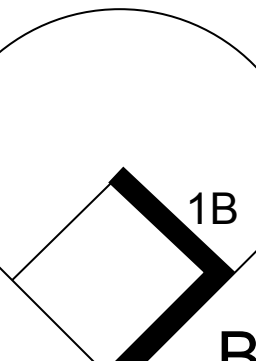

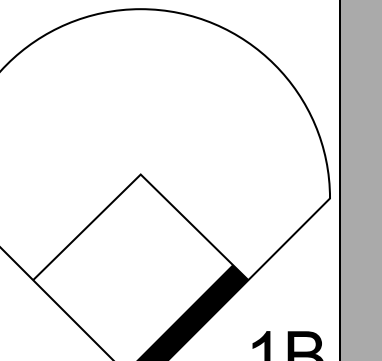
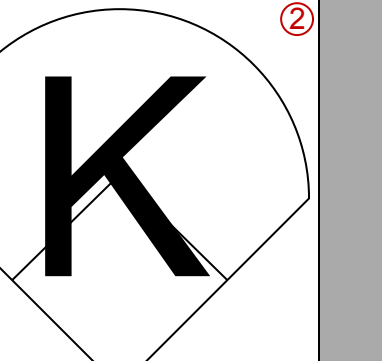
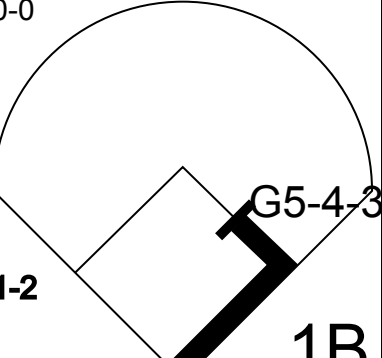
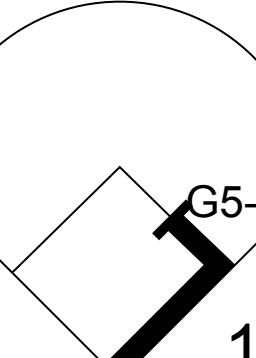
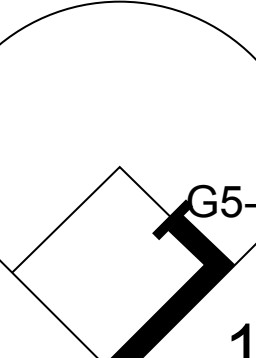
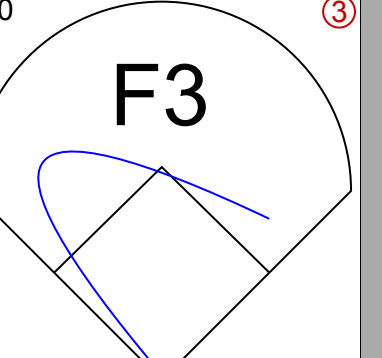
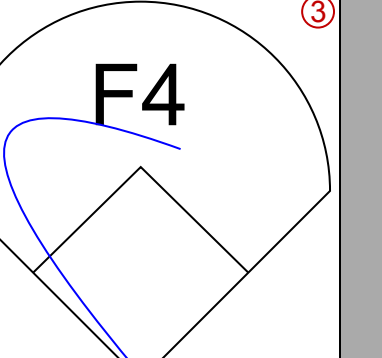
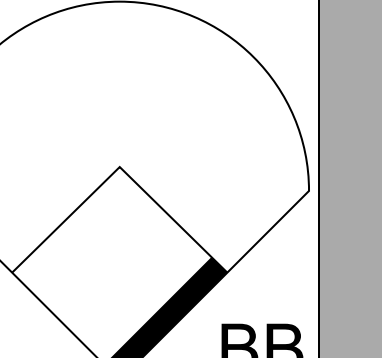
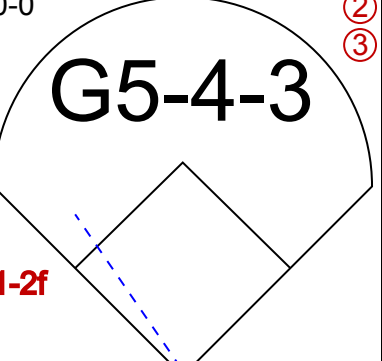
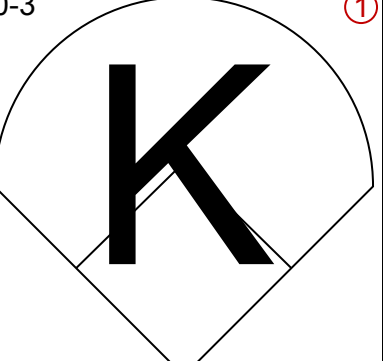
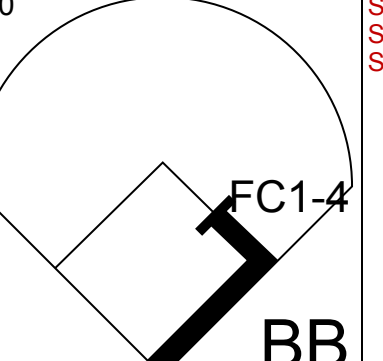
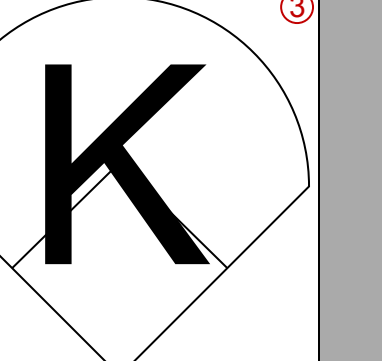
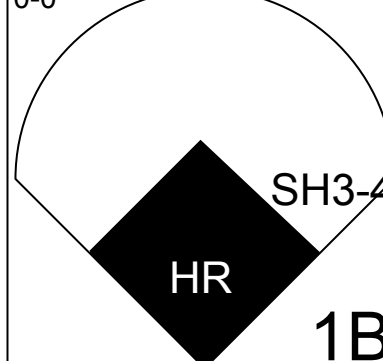
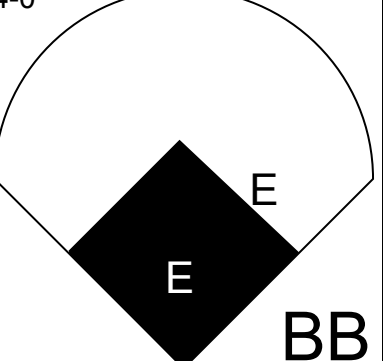
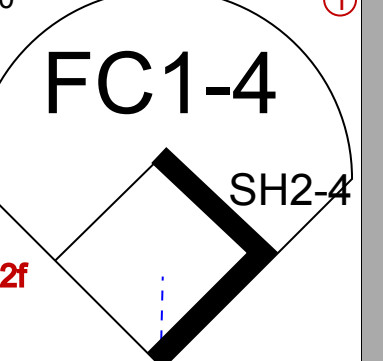
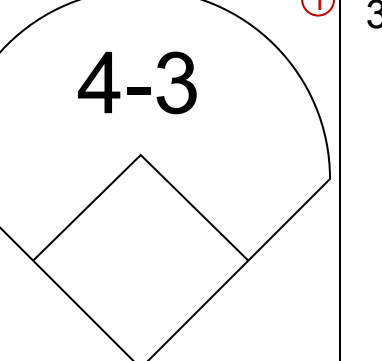
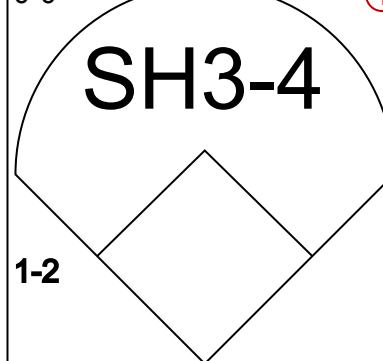
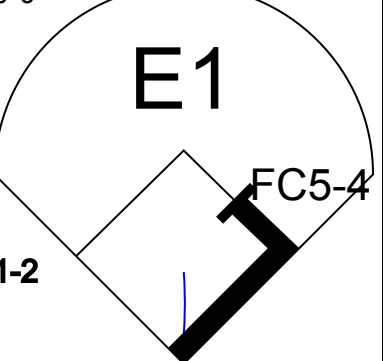
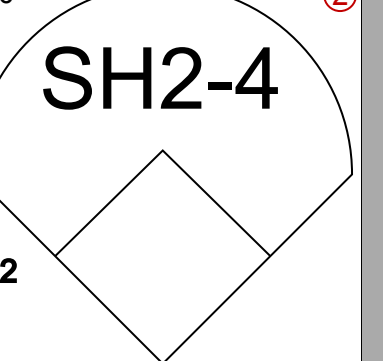
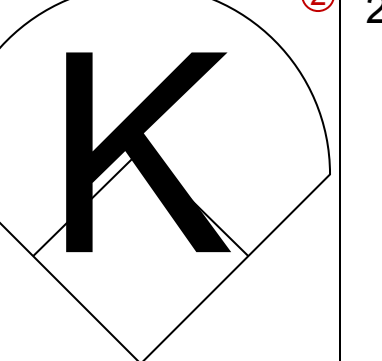
Batter	1	2	3	4	5	6	7	8	9	10	AB	R	H	RBI	BB	SO	LOB	BOTTOM	
Don Buford, S OBP: 0.333, SLG: 0.359											3	0	0	0	1	1	0	Washington Senators @ Chicago White Sox Comiskey Park, Chicago, IL Fri Sep 09 1966, 8:05 PM EDT Att. 10,450 - Unknown	
Ken Berry, R OBP: 0.309, SLG: 0.379											4	0	0	0	0	1	1		
Tommie Agee, R OBP: 0.321, SLG: 0.431											4	1	1	0	0	0	1		
Bill Skowron, R OBP: 0.316, SLG: 0.372 Tom McCraw, L OBP: 0.283, SLG: 0.327											3	0	1	0	1	0	1		
Pete Ward, L OBP: 0.296, SLG: 0.304											3	0	0	0	1	2	1		
John Romano, R OBP: 0.364, SLG: 0.423											4	0	0	1	0	0	2		
Jerry Adair, R OBP: 0.292, SLG: 0.335											3	0	0	0	0	1	0		
Wayne Causey, L OBP: 0.322, SLG: 0.286											2	0	0	0	1	1	0		
Gary Peters, L OBP: 0.235, SLG: 0.358 Buddy Bradford, R OBP: 0.118, SLG: 0.083 Dick Kenworthy, R OBP: 0.118, SLG: 0.083 Hoyt Wilhelm, R OBP: 0.118, SLG: 0.083											1	0	0	0	0	0	1		
Inning Stats	R: 0 E: 1 K: 1 S: 6	H: 0 LOB: 1 BB: 0 P: 6	R: 0 E: 0 K: 1 S: 5	H: 0 LOB: 0 BB: 0 P: 5	R: 0 E: 0 K: 0 S: 2	H: 0 LOB: 1 BB: 2 P: 10	R: 0 E: 0 K: 0 S: 3	H: 1 LOB: 0 BB: 0 P: 3	R: 0 E: 0 K: 1 S: 5	H: 0 LOB: 0 BB: 0 P: 5	R: 0 E: 0 K: 1 S: 5	H: 0 LOB: 0 BB: 0 P: 5	R: 0 E: 0 K: 0 S: 3	H: 0 LOB: 0 BB: 0 P: 3	R: 1 E: 2 K: 0 S: 2	H: 1 LOB: 3 BB: 2 P: 10	1B: 1 2B: 1 3B: 0 HR: 0		SF: 0 SAC: 1 DP: 1 HBP: 0
PITCHER	IP WLS BF H R ER SO BB IBB HBP BLK WP HR S P ERA WHIP	IP WLS BF H R ER SO BB IBB HBP BLK WP HR S P ERA WHIP	IP WLS BF H R ER SO BB IBB HBP BLK WP HR S P ERA WHIP	IP WLS BF H R ER SO BB IBB HBP BLK WP HR S P ERA WHIP	IP WLS BF H R ER SO BB IBB HBP BLK WP HR S P ERA WHIP	IP WLS BF H R ER SO BB IBB HBP BLK WP HR S P ERA WHIP	IP WLS BF H R ER SO BB IBB HBP BLK WP HR S P ERA WHIP	IP WLS BF H R ER SO BB IBB HBP BLK WP HR S P ERA WHIP	IP WLS BF H R ER SO BB IBB HBP BLK WP HR S P ERA WHIP	IP WLS BF H R ER SO BB IBB HBP BLK WP HR S P ERA WHIP	IP WLS BF H R ER SO BB IBB HBP BLK WP HR S P ERA WHIP	IP WLS BF H R ER SO BB IBB HBP BLK WP HR S P ERA WHIP	IP WLS BF H R ER SO BB IBB HBP BLK WP HR S P ERA WHIP	IP WLS BF H R ER SO BB IBB HBP BLK WP HR S P ERA WHIP	IP WLS BF H R ER SO BB IBB HBP BLK WP HR S P ERA WHIP	IP WLS BF H R ER SO BB IBB HBP BLK WP HR S P ERA WHIP	IP WLS BF H R ER SO BB IBB HBP BLK WP HR S P ERA WHIP	IP WLS BF H R ER SO BB IBB HBP BLK WP HR S P ERA WHIP	IP WLS BF H R ER SO BB IBB HBP BLK WP HR S P ERA WHIP
Pete Richert, L ERA: 3.31	9.0 L	33 33	2 1	1 1	7 7	3 3	1 0	0 0	0 0	43 43	59 59	1.00 1.00	0.556						

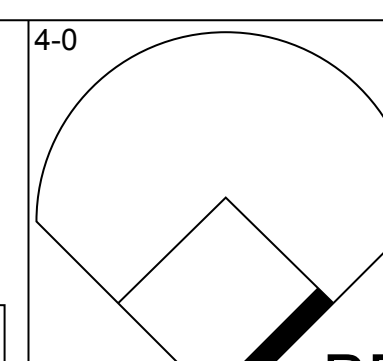
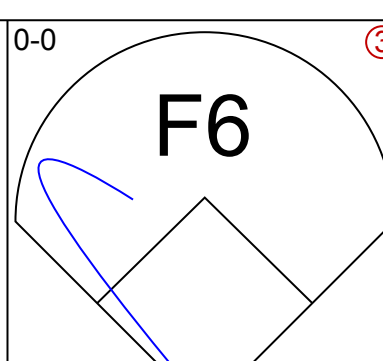
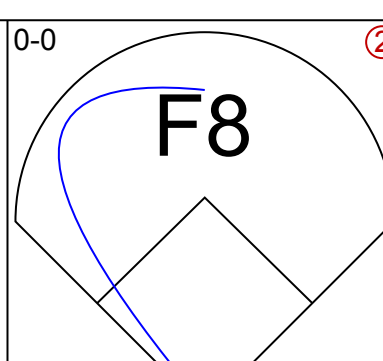
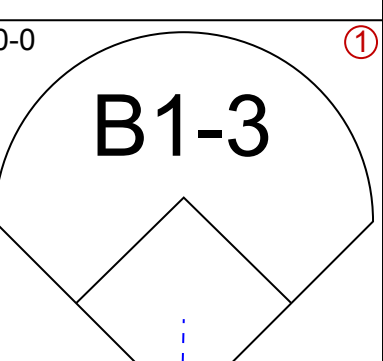
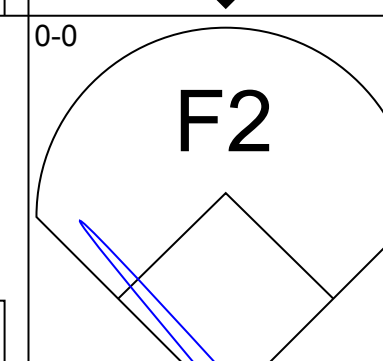
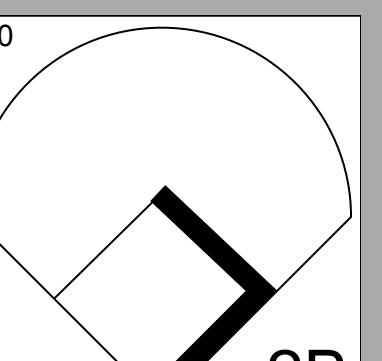
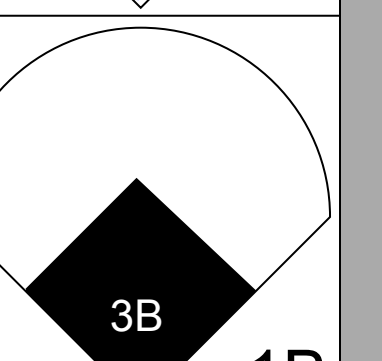
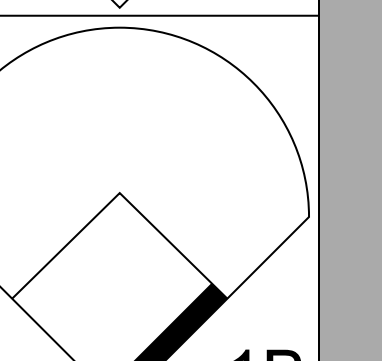
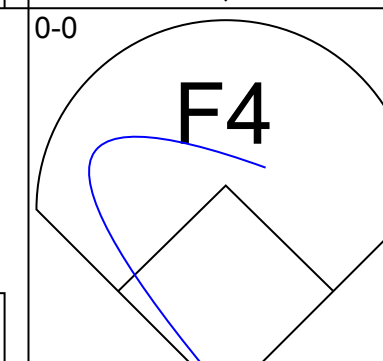
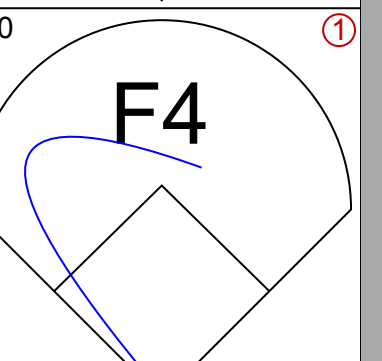
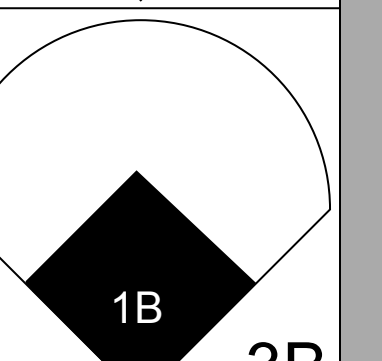
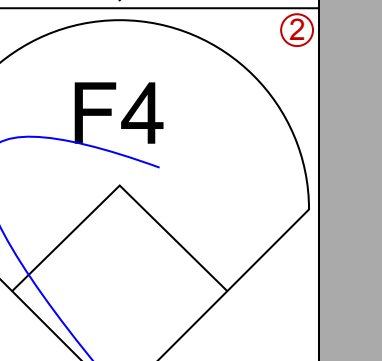
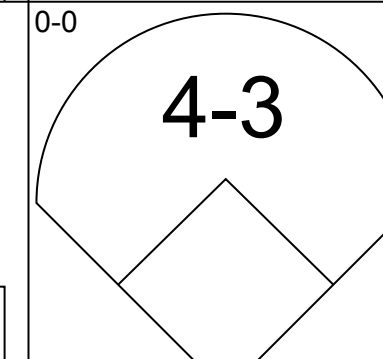
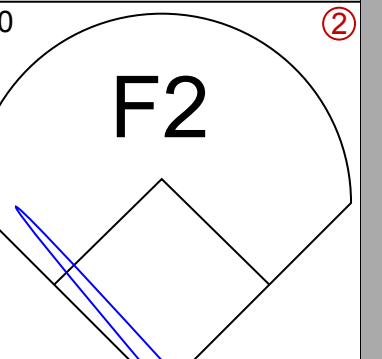
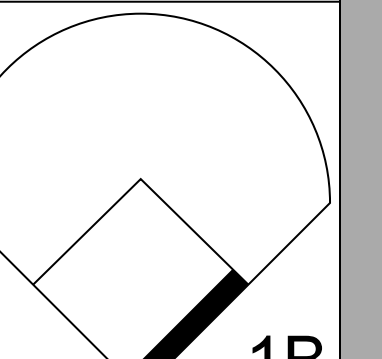
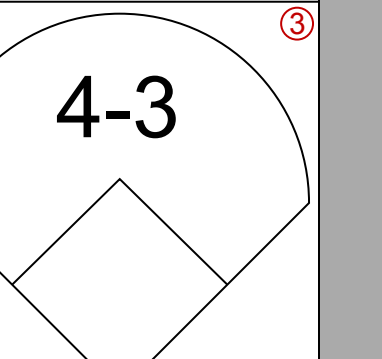
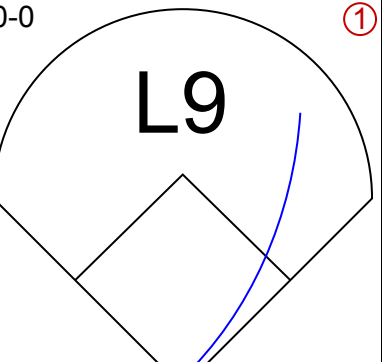
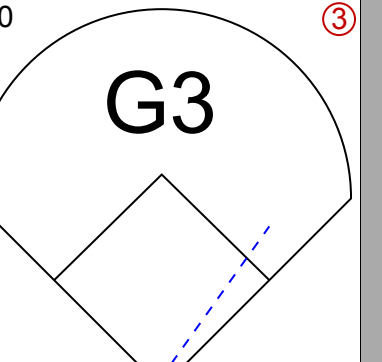
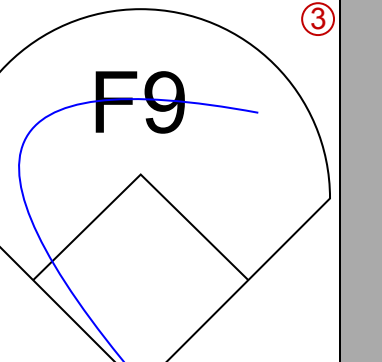
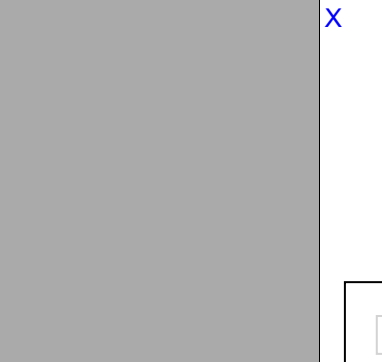
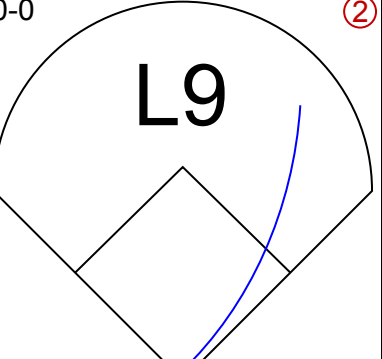
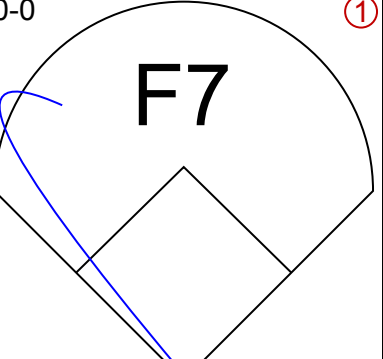
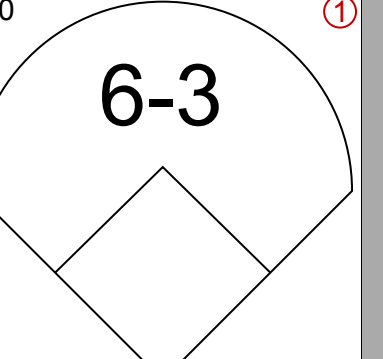
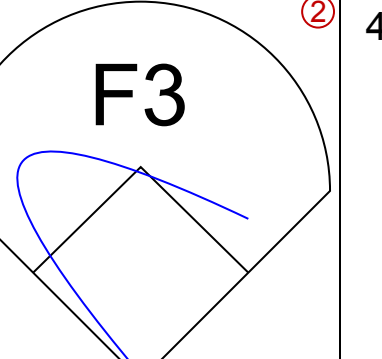
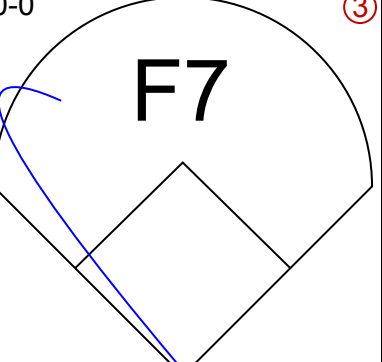
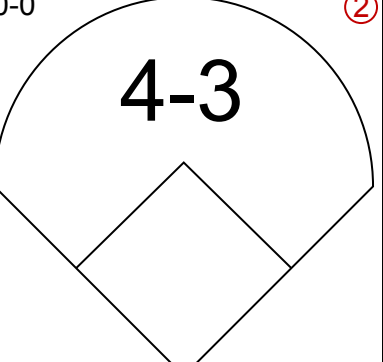
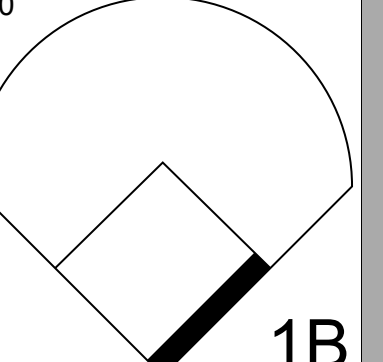
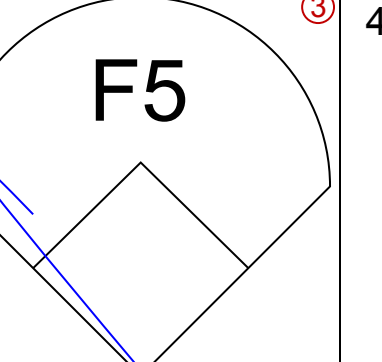
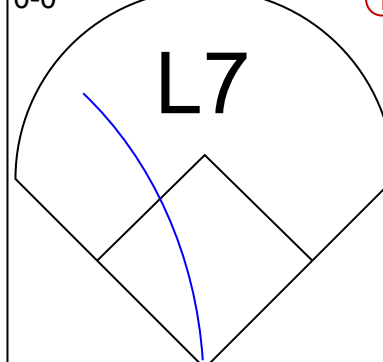
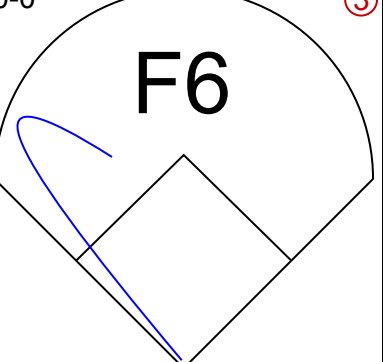

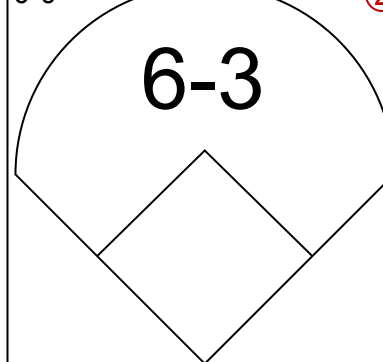
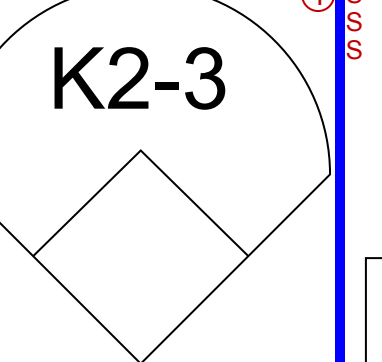
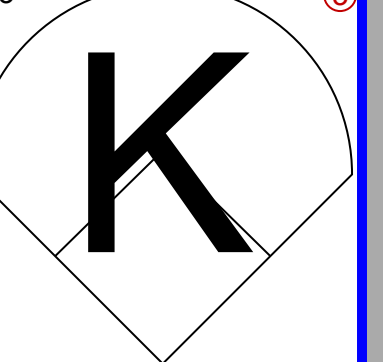
Batter	1	2	3	4	5	6	7	8	9	AB	R	H	RBI	BB	SO	LOB	TOP					
Ed Brinkman, R (1, 6) OBP: 0.266, SLG: 0.333	F9		F8			F9		G4-6-3		3	0	0	0	0	0	0	Washington Senators @ Chicago White Sox Comiskey Park, Chicago, IL Sat Sep 10 1966, 4:33 AM EDT Att: 6,755 - Unknown livebaseballscorecards.com					
Dick Phillips, L (8, PH) OBP: 0.229, SLG: 0.182	F9					F9				1	0	0	0	0	2							
Ron Kline, R (8, 1) OBP: 0.400, SLG: 0.250										0	0	0	0	0	0							
Bob Saverine, S (1, 4) OBP: 0.304, SLG: 0.333	F7					F9				4	0	0	0	0	0							
Hank Allen, R (1, 7) OBP: 0.429, SLG: 0.200	K					F9				3	0	0	0	1	1							
Jim King, L (1, 9) OBP: 0.330, SLG: 0.367		4-3								4	0	0	0	0	1							
Dick Nen, L (1, 3) OBP: 0.285, SLG: 0.292										2	0	1	0	1	0							
Ken McMullen, R (1, 5) OBP: 0.289, SLG: 0.360										3	0	0	0	0	2							
Don Lock, R (1, 8) OBP: 0.334, SLG: 0.393										2	0	0	0	0	1							
Fred Valentine, S (8, PH) OBP: 0.365, SLG: 0.478	K					F6		6-3		1	0	0	0	0	0							
Paul Casanova, R (1, 2) OBP: 0.278, SLG: 0.413										3	0	1	0	0	1							
Mike McCormick, L (1, 1) OBP: 0.254, SLG: 0.313										2	0	0	0	0	2							
Frank Howard, R (8, PH) OBP: 0.351, SLG: 0.456										0	0	0	0	1	0							
Ken Hamlin, R (8, PR) OBP: 0.274, SLG: 0.305										0	0	0	0	0	0							
Inning Stats	R: 0 E: 0 K: 1 S: 5	H: 0 LOB: 0 BB: 0 P: 5	R: 0 E: 0 K: 1 S: 6	H: 1 LOB: 1 BB: 0 P: 6	R: 0 E: 0 K: 1 S: 5	H: 0 LOB: 0 BB: 0 P: 5	R: 0 E: 0 K: 1 S: 5	H: 0 LOB: 2 BB: 0 P: 13	R: 0 E: 0 K: 2 S: 7	H: 0 LOB: 0 BB: 0 P: 7	R: 0 E: 0 K: 0 S: 3	H: 0 LOB: 0 BB: 0 P: 3	R: 0 E: 0 K: 1 S: 5	H: 0 LOB: 0 BB: 0 P: 5	R: 0 E: 0 K: 0 S: 3	H: 1 LOB: 2 BB: 1 P: 7	R: 0 E: 0 K: 0 S: 3	H: 0 LOB: 0 BB: 0 P: 3	1B: 2 2B: 0 3B: 0 HR: 0	SF: 0 SAC: 0 DP: 1 HBP: 0	WP: 0 SB: 0 CS: 0	PA: 31
PITCHER Bruce Howard, R (1, 1) ERA: 2.19	IP: 9.0 WLS: W BF: 31 H: 2 R: 0 ER: 0 SO: 7 BB: 3 IBB: 0 HBP: 0 BLK: 0 WP: 0 HR: 0 S: 42 P: 54 ERA: 0.00 WHIP: 0.556															PITCHER						

Batter	1	2	3	4	5	6	7	8	9	AB	R	H	RBI	BB	SO	LOB	BOTTOM			
Buddy Bradford, R (1, 7) OBP: 0.500, SLG: 0.333	1B BB							G3		3	0	1	0	1	1	0	Washington Senators @ Chicago White Sox Comiskey Park, Chicago, IL Sat Sep 10 1966, 4:33 AM EDT Att: 6,755 - Unknown livebaseballscorecards.com			
Ken Berry, R (1, 9) OBP: 0.308, SLG: 0.380	K							4-3		4	1	1	0	0	1	2				
Tommy Agee, R (1, 8) OBP: 0.324, SLG: 0.434										3	0	3	1	0	0					
Bill Skowron, R (1, 3) OBP: 0.313, SLG: 0.368										3	0	0	0	0	5					
Tom McCraw, L (6, PR) OBP: 0.293, SLG: 0.327	F6									0	0	0	0	0	0					
Jerry Adair, R (1, 6) OBP: 0.290, SLG: 0.332	4-3									3	0	0	0	0	3					
John Romano, R (1, 2) OBP: 0.351, SLG: 0.419										3	0	0	0	0	0					
Dick Kenworthy, R (1, 5) OBP: 0.333, SLG: 0.359										3	0	0	0	0	0					
Wayne Causey, L (1, 4) OBP: 0.318, SLG: 0.283										3	0	0	0	0	0					
Al Weis, S (8, 4) OBP: 0.218, SLG: 0.166										0	0	0	0	0	0					
Bruce Howard, S (1, 1) OBP: 0.182, SLG: 0.054										3	0	0	0	0	1					
Inning Stats	R: 0 E: 0 K: 1 S: 6	H: 1 LOB: 2 BB: 1 P: 10	R: 0 E: 0 K: 0 S: 3	H: 0 LOB: 0 BB: 0 P: 3	R: 0 E: 0 K: 0 S: 5	H: 2 LOB: 2 BB: 0 P: 5	R: 0 E: 0 K: 0 S: 3	H: 0 LOB: 0 BB: 0 P: 3	R: 0 E: 0 K: 2 S: 7	H: 0 LOB: 0 BB: 0 P: 7	R: 1 E: 0 K: 0 S: 4	H: 2 LOB: 1 BB: 0 P: 4	R: 0 E: 0 K: 0 S: 3	H: 0 LOB: 0 BB: 0 P: 3	R: 0 E: 0 K: 0 S: 3	H: 0 LOB: 0 BB: 0 P: 3	1B: 4 2B: 1 3B: 0 HR: 0	SF: 0 SAC: 0 DP: 1 HBP: 0	WP: 0 SB: 0 CS: 0	PA: 29
PITCHER Mike McCormick, L (1, 1) ERA: 3.38	IP: 7.0 WLS: L BF: 26 H: 5 R: 1 ER: 1 SO: 3 BB: 1 IBB: 0 HBP: 0 BLK: 0 WP: 0 HR: 0 S: 31 P: 35 ERA: 1.29 WHIP: 0.857															PITCHER				
Ron Kline, R (8, 1) ERA: 2.35	IP: 1.0 WLS: L BF: 3 H: 0 R: 0 ER: 0 SO: 0 BB: 0 IBB: 0 HBP: 0 BLK: 0 WP: 0 HR: 0 S: 3 P: 3 ERA: 0.00 WHIP: 0.000															PITCHER				

Batter	1	2	3	4	5	6	7	8	9	AB	R	H	RBI	BB	SO	LOB	TOP					
Ed Brinkman, R OBP: 0.266, SLG: 0.331										3	0	0	0	1	0	2	Washington Senators @ Chicago White Sox Comiskey Park, Chicago, IL Sun Sep 11 1966, 4:33 AM EDT Att: 8,073 - Unknown livebaseballscorecards.com					
Bob Saverine, S OBP: 0.308, SLG: 0.338										4	1	3	0	0	0	1						
Fred Valentine, S OBP: 0.364, SLG: 0.474										3	0	0	0	1	0	3						
Frank Howard, R OBP: 0.350, SLG: 0.453										3	0	0	0	1	2	4						
Willie Kirkland, L OBP: 0.265, SLG: 0.344										3	0	0	1	0	2	2						
Dick Nen, L OBP: 0.288, SLG: 0.293										3	0	1	0	1	0	2						
Ken McMullen, R OBP: 0.297, SLG: 0.358										3	0	0	0	0	1	2						
Jim King, L OBP: 0.329, SLG: 0.366									1	0	0	0	0	0	0	1						
Paul Casanova, R OBP: 0.275, SLG: 0.409										4	0	0	0	0	2	2						
Jim Hannan, R OBP: 0.129, SLG: 0.069										1	0	0	0	1	0	0						
Bob Humphreys, R OBP: 0.333, SLG: 0.167										0	0	0	0	0	0	0						
Dick Phillips, L OBP: 0.250, SLG: 0.182										0	0	0	0	0	0	0						
Dick Lines, R OBP: 0.333, SLG: 0.392										0	0	0	0	0	0	0						
Don Lock, R OBP: 0.333, SLG: 0.392										1	0	0	0	0	0	1						
Inning Stats	R: 0 E: 0 K: 1 S: 5	H: 0 LOB: 1 BB: 1 P: 9	R: 0 E: 0 K: 1 S: 5	H: 0 LOB: 1 BB: 1 P: 9	R: 0 E: 0 K: 0 S: 4	H: 1 LOB: 1 BB: 0 P: 4	R: 0 E: 0 K: 0 S: 3	H: 0 LOB: 1 BB: 1 P: 7	R: 0 E: 0 K: 0 S: 2	H: 0 LOB: 0 BB: 1 P: 6	R: 1 E: 0 K: 0 S: 4	H: 1 LOB: 1 BB: 1 P: 8	R: 0 E: 0 K: 2 S: 7	H: 0 LOB: 1 BB: 0 P: 8	R: 0 E: 0 K: 2 S: 8	H: 1 LOB: 1 BB: 0 P: 8		R: 0 E: 0 K: 1 S: 6	H: 1 LOB: 1 BB: 0 P: 6	1B: 4 2B: 0 3B: 0 HR: 0	SF: 1 SAC: 0 DP: 1 HBP: 1	WP: 1 PB: 1 CS: 0
PITCHER	IP	WLS	BF	H	R	ER	SO	BB	IBB	HBP	BLK	WP	HR	S	P	ERA	WHIP					
Fred Klages, R ERA: 1.8	5.0	W	21	2	1	1	2	5	0	0	0	1	0	20	40	1.80	1.400					
Dennis Higgins, R ERA: 2.75	4.0	S	15	2	0	0	5	0	0	1	0	0	0	24	25	0.00	0.500					

Batter	1	2	3	4	5	6	7	8	9	AB	R	H	RBI	BB	SO	LOB	BOTTOM				
Ed Stroud, L OBP: 0.667, SLG: 1.000										3	1	2	1	0	0	0	Washington Senators @ Chicago White Sox Comiskey Park, Chicago, IL Sun Sep 11 1966, 4:33 AM EDT Att: 8,073 - Unknown livebaseballscorecards.com				
Buddy Bradford, R OBP: 0.400, SLG: 0.250										1	0	0	0	0	0	0					
Don Buford, S OBP: 0.332, SLG: 0.359										4	0	1	2	0	0	1					
Tommie Agee, R OBP: 0.322, SLG: 0.431										4	0	0	0	0	0	2					
Pete Ward, L OBP: 0.293, SLG: 0.300										3	0	0	0	0	1	1					
Tom McCraw, L OBP: 0.293, SLG: 0.327										0	0	0	0	0	0	0					
Duane Josephson, R OBP: 0.322, SLG: 0.431										3	0	0	0	0	0	0					
Ken Berry, R OBP: 0.308, SLG: 0.378										2	1	0	0	1	0	0					
Jerry Adair, R OBP: 0.290, SLG: 0.331										2	0	0	0	1	1	1					
Mary Staehle, L OBP: 0.333, SLG: 0.333										3	1	1	0	0	0	1					
Al Weis, S OBP: 0.218, SLG: 0.166										0	0	0	0	0	0	0					
Fred Klages, R OBP: 0.500, SLG: 0.500										2	1	1	1	0	1	0					
Dennis Higgins, R OBP: 0.235, SLG: 0.188										1	0	0	0	0	1	0					
Inning Stats	R: 0 E: 0 K: 1 S: 6	H: 1 LOB: 1 BB: 0 P: 6	R: 0 E: 0 K: 0 S: 3	H: 0 LOB: 1 BB: 1 P: 7	R: 0 E: 0 K: 1 S: 5	H: 0 LOB: 0 BB: 0 P: 5	R: 0 E: 0 K: 0 S: 3	H: 0 LOB: 0 BB: 0 P: 3	R: 4 E: 0 K: 0 S: 6	H: 4 LOB: 0 BB: 1 P: 10	R: 0 E: 0 K: 0 S: 3	H: 0 LOB: 0 BB: 0 P: 3	R: 0 E: 0 K: 2 S: 7	H: 0 LOB: 0 BB: 0 P: 7	R: 0 E: 0 K: 3 S: 3	H: 0 LOB: 0 BB: 0 P: 3		1B: 4 2B: 1 3B: 0 HR: 0	SF: 0 SAC: 0 DP: 0 HBP: 0	WP: 0 PB: 0 CS: 1	PA: 30
PITCHER	IP	WLS	BF	H	R	ER	SO	BB	IBB	HBP	BLK	WP	HR	S	P	ERA		WHIP			
Jim Hannan, R ERA: 4.11	4.1	L	19	4	4	4	2	2	0	0	0	0	0	21	29	8.31	1.385				
Bob Humphreys, R ERA: 2.5	1.2		5	1	0	0	0	0	0	0	0	0	0	5	5	0.00	0.600				
Dick Lines, L ERA: 2.45	2.0		6	0	0	0	2	0	0	0	0	0	0	10	10	0.00	0.000				

Batter	1	2	3	4	5	6	7	8	9	AB	R	H	RBI	BB	SO	LOB	TOP					
Ed Brinkman, R (1, 6) OBP: 0.263, SLG: 0.328										5	0	0	0	0	1	3	<p>Washington Senators @ New York Yankees Yankee Stadium, Bronx, NY Tue Sep 13 1966, 7:05 PM EDT Att: 6,202 - Cloudy - 70 F</p> <p>livebaseballscorecards.com</p>					
Bob Saverine, S (1, 4) OBP: 0.310, SLG: 0.347										4	1	2	2	0	1	1						
Fred Valentine, S (1, 9) OBP: 0.361, SLG: 0.470										4	0	0	0	0	0	1						
Frank Howard, R (1, 7) OBP: 0.350, SLG: 0.450 Willie Kirkland, L (8, PR) OBP: 0.295, SLG: 0.344 (8, 7)										3	0	0	0	1	0	0						
Ken McMullen, R (1, 5) OBP: 0.289, SLG: 0.358										3	0	1	0	1	2	2						
Ken Harrelson, R (1, 3) OBP: 0.313, SLG: 0.343										3	0	1	0	1	0	1						
Don Lock, R (1, 8) OBP: 0.333, SLG: 0.388										3	0	0	0	1	2	5						
Paul Casanova, R (1, 2) OBP: 0.276, SLG: 0.408										3	2	1	0	1	0	1						
Phil Ortega, R (1, 1) OBP: 0.138, SLG: 0.058										2	0	0	0	0	1	1						
Inning Stats	R: 0 E: 0 K: 1 S: 5	H: 0 LOB: 0 BB: 0 P: 5	R: 0 E: 0 K: 0 S: 3	H: 1 LOB: 1 BB: 1 P: 7	R: 2 E: 0 K: 0 S: 5	H: 2 LOB: 0 BB: 0 P: 5	R: 0 E: 0 K: 1 S: 5	H: 0 LOB: 0 BB: 0 P: 5	R: 1 E: 2 K: 2 S: 8	H: 0 LOB: 1 BB: 1 P: 12	R: 0 E: 0 K: 0 S: 4	H: 1 LOB: 1 BB: 0 P: 4	R: 0 E: 0 K: 0 S: 3	H: 0 LOB: 1 BB: 1 P: 7	R: 0 E: 0 K: 2 S: 8	H: 1 LOB: 3 BB: 0 P: 16		R: 0 E: 0 K: 1 S: 5	H: 0 LOB: 0 BB: 0 P: 5	1B: 4 2B: 0 3B: 0 HR: 1	SF: 0 SAC: 2 DP: 1 HBP: 0	WP: 0 PB: 0 CS: 0
PITCHER	IP	WLS	BF	H	R	ER	SO	BB	IBB	HBP	BLK	WP	HR	S	P	ERA	WHIP					
Fritz Peterson, L (1, 1) ERA: 3.51	6.0	L	24	4	3	2	4	2	0	0	0	0	1	30	38	3.00	1.000					
Bill Henry, L (7, 1) ERA:	1.0		4	0	0	0	0	1	0	0	0	0	0	3	7	0.00	1.000					
Hal Reniff, R (8, 1) ERA: 3.07	2.0		9	1	0	0	3	2	0	0	0	0	0	13	21	0.00	1.500					

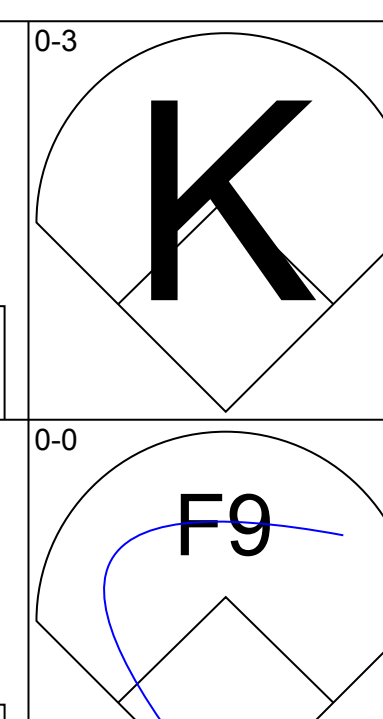
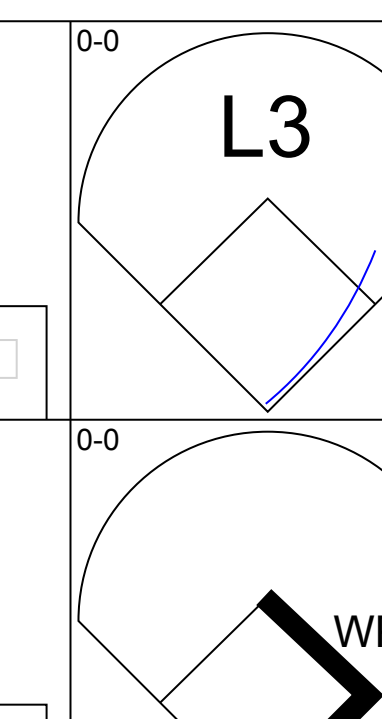
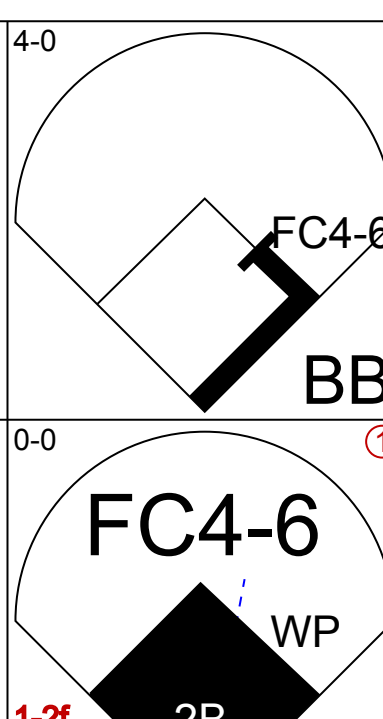
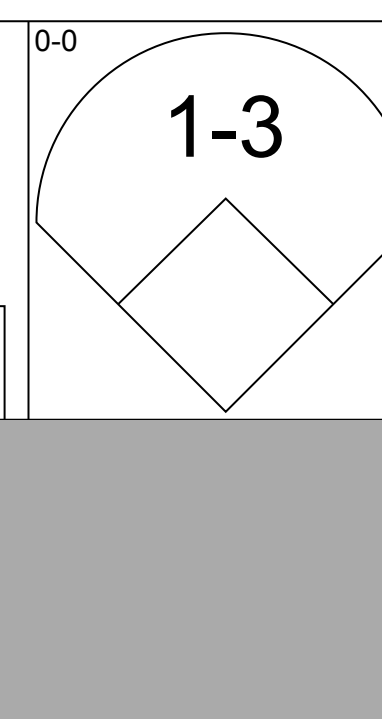
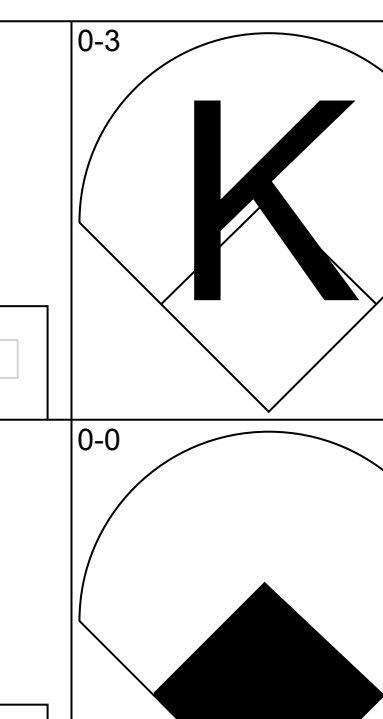
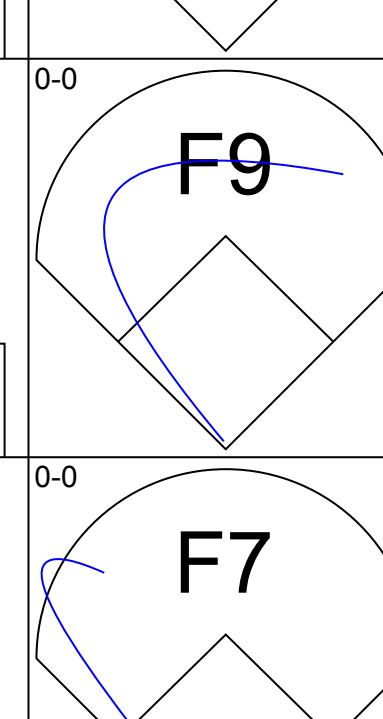
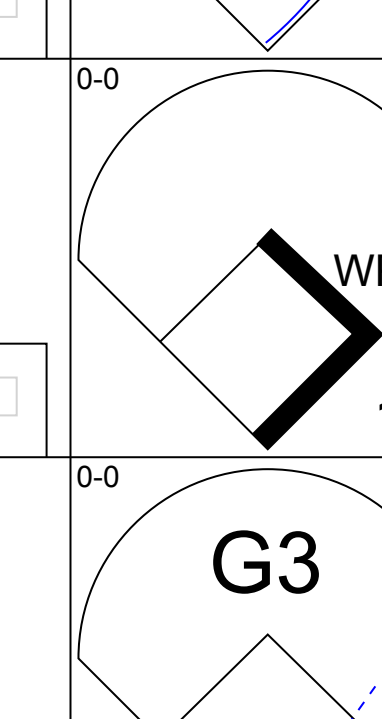
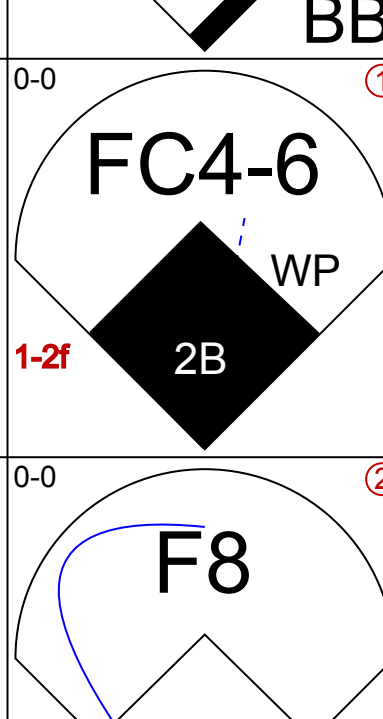
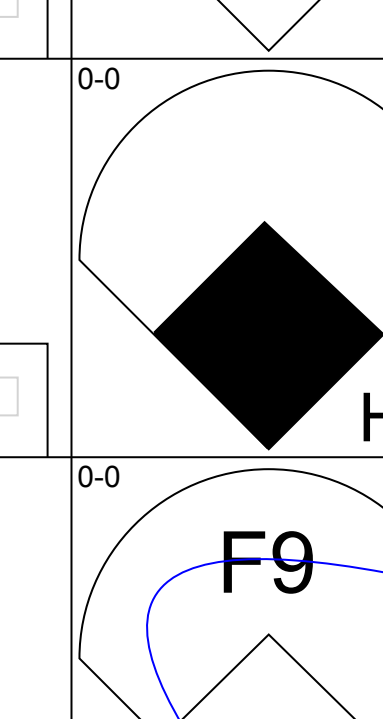
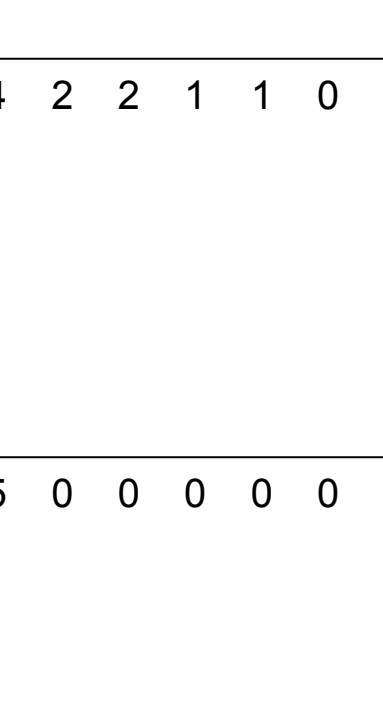
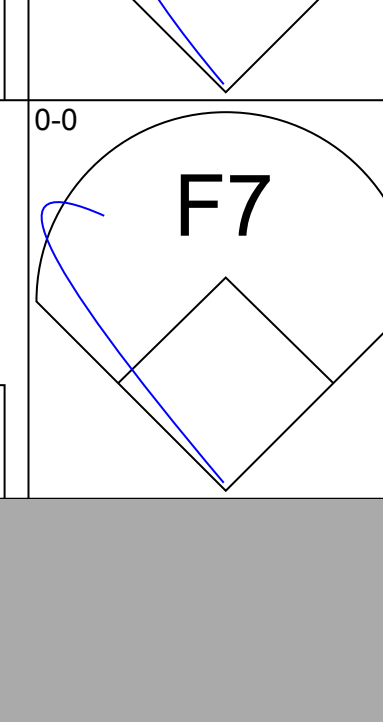
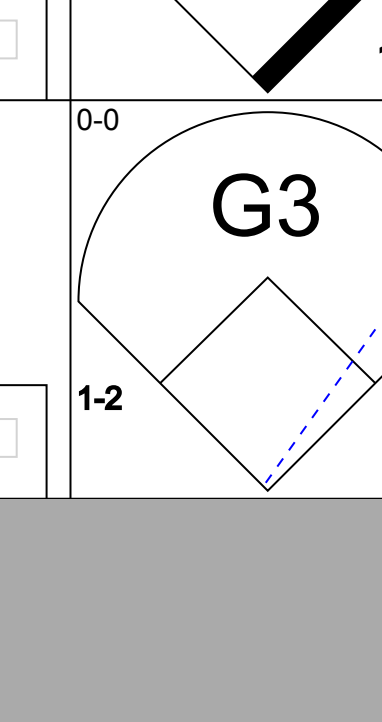
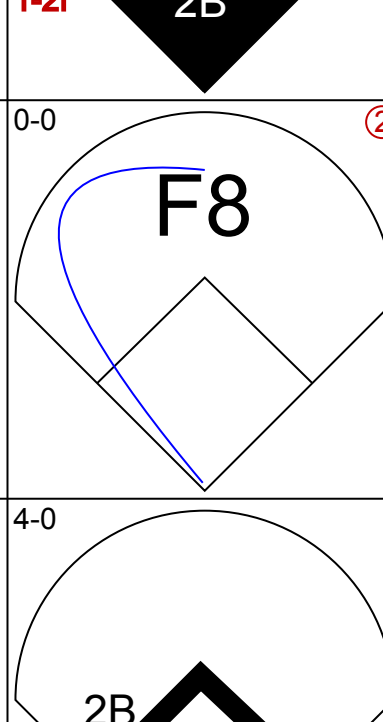
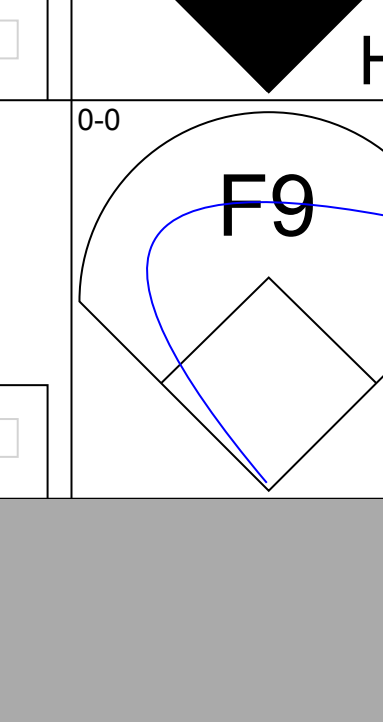
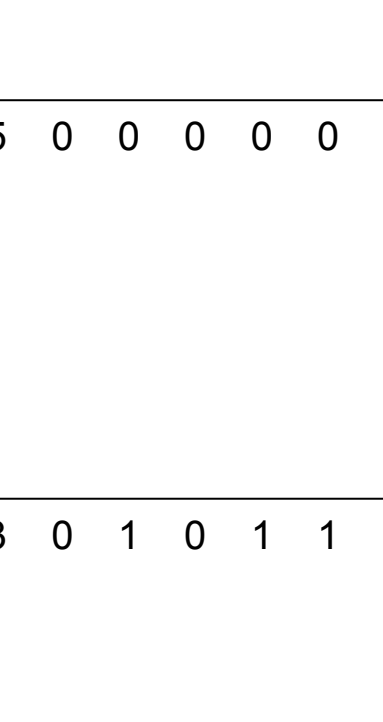
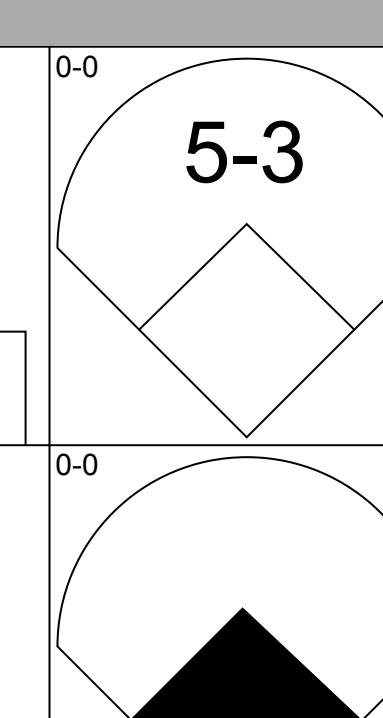
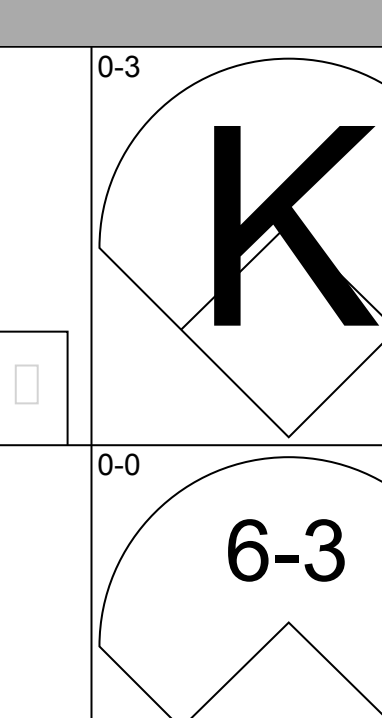
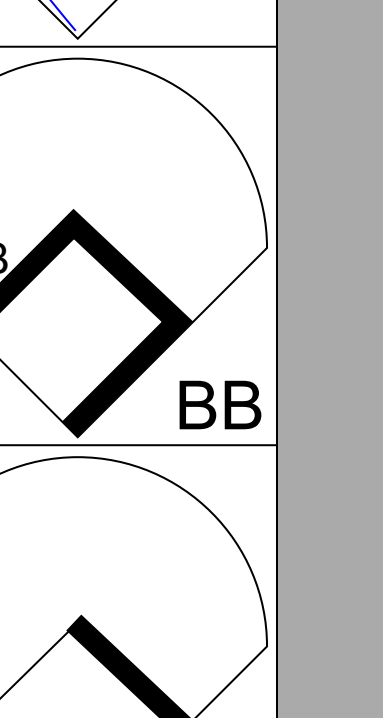

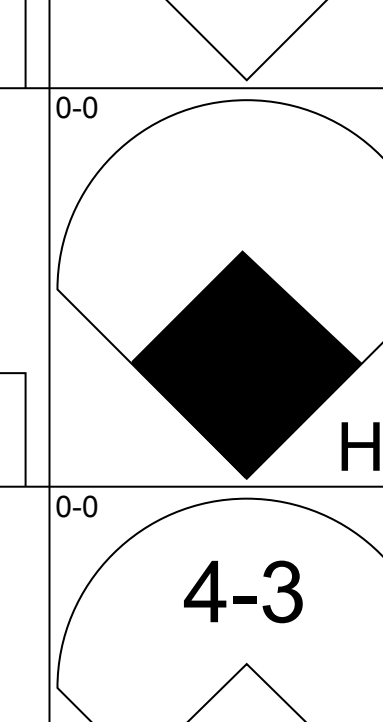
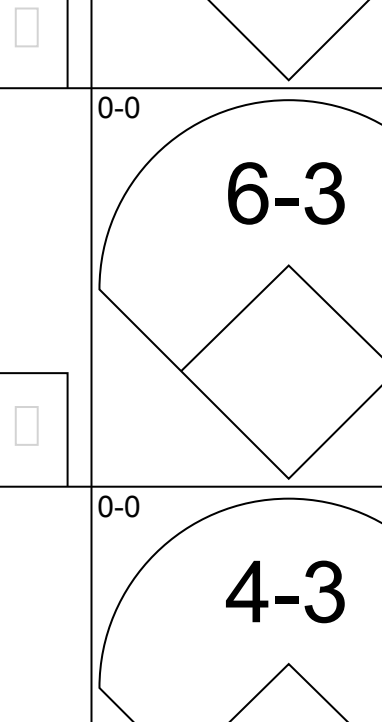
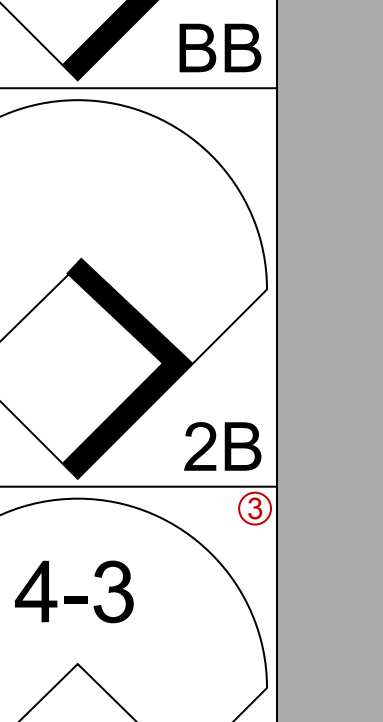

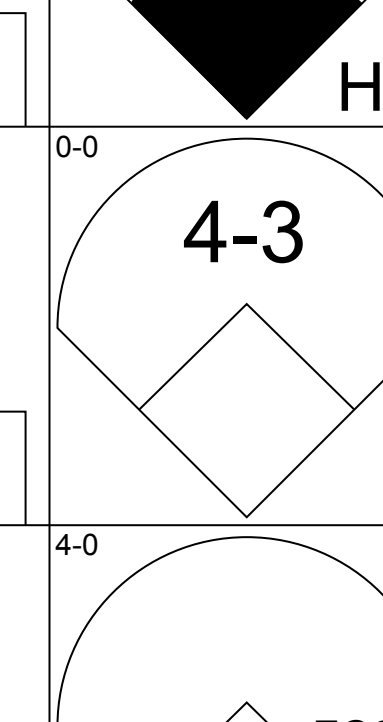
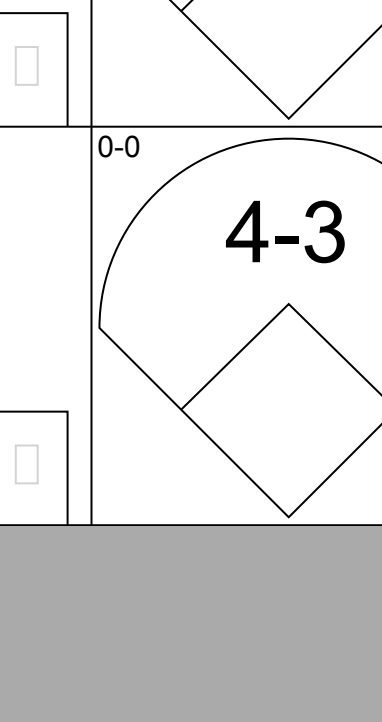
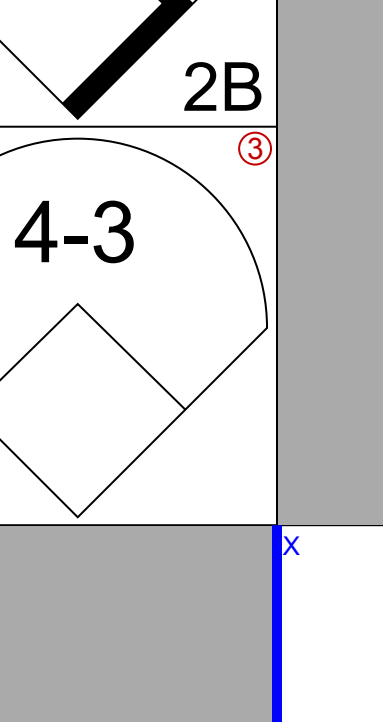

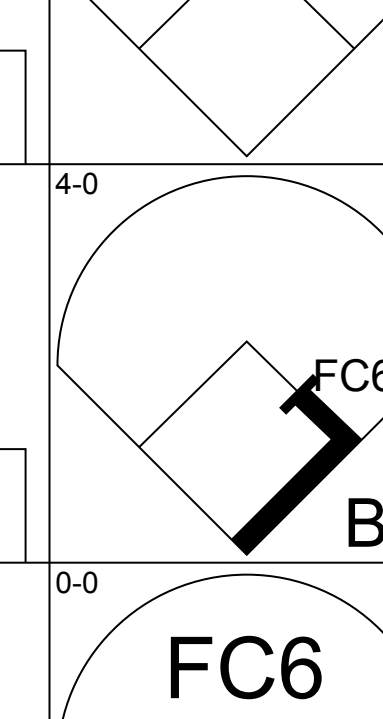
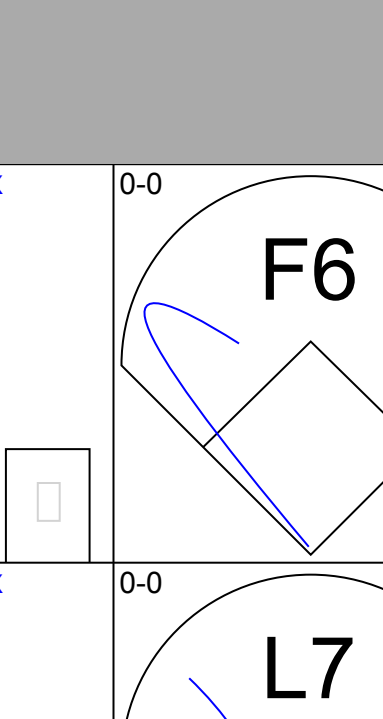
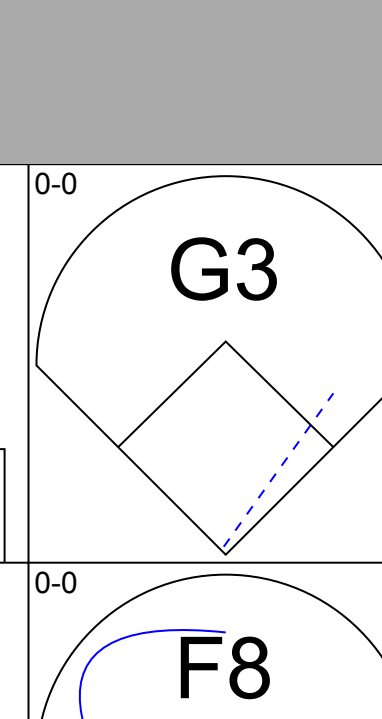

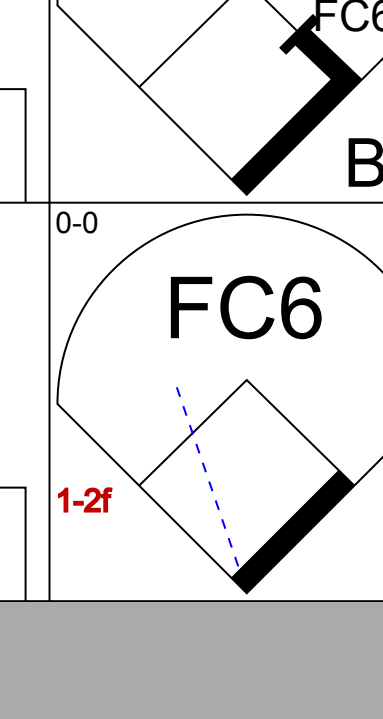
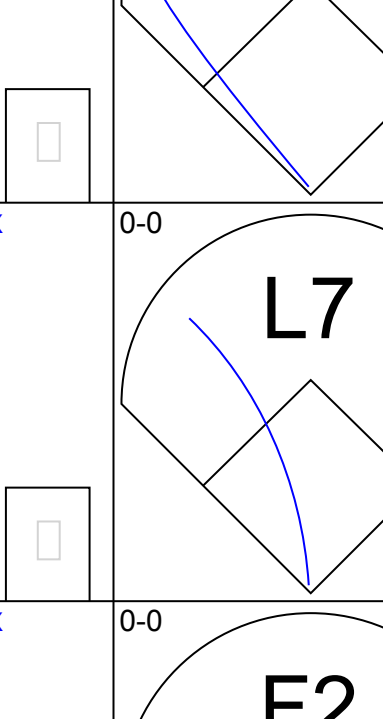
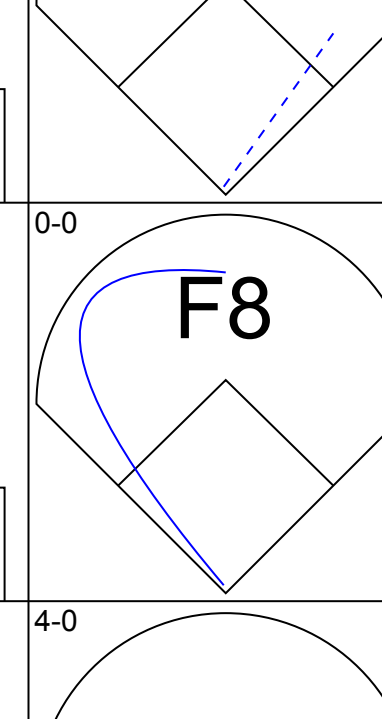
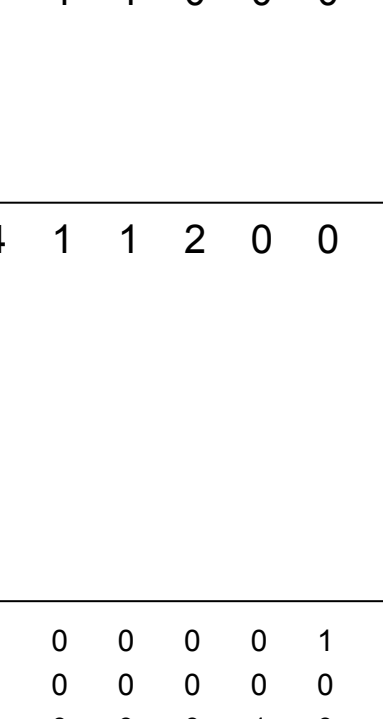
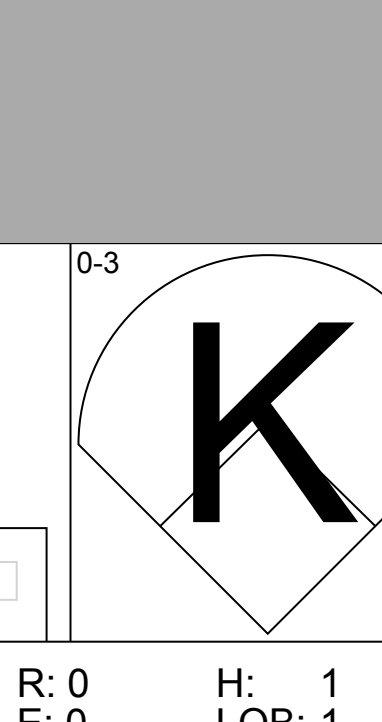

Batter	1	2	3	4	5	6	7	8	9	AB	R	H	RBI	BB	SO	LOB	BOTTOM				
Mike Hegan, L (1, 3) OBP: 0.263, SLG: 0.328										3	0	0	0	1	0	0	<p>Washington Senators @ New York Yankees Yankee Stadium, Bronx, NY Tue Sep 13 1966, 7:05 PM EDT Att: 6,202 - Cloudy - 70 F</p> <p>livebaseballscorecards.com</p>				
Horace Clarke, S (1, 4) OBP: 0.324, SLG: 0.383										4	1	3	0	0	0	1					
Bobby Murcer, L (1, 6) OBP: 0.161, SLG: 0.233										4	1	1	1	1	0	3					
Joe Pepitone, L (1, 8) OBP: 0.294, SLG: 0.475										4	0	1	1	0	0	3					
Roger Maris, L (1, 9) OBP: 0.303, SLG: 0.364										4	0	0	0	0	0	2					
Steve Whitaker, L (1, 7) OBP: 0.329, SLG: 0.584											4	0	0	0	0	0					
Billy Bryan, L (1, 2) OBP: 0.216, SLG: 0.254											4	0	1	0	0	0					
Mike Ferraro, R (1, 5) OBP: 0.133, SLG: 0.071										3	0	0	0	0	1	1					
Fritz Peterson, S (1, 1) OBP: 0.226, SLG: 0.250 Roy White, S (6, PH) OBP: 0.309, SLG: 0.346 Bill Henry, L (7, 1) Tom Tresh, S (7, PH) OBP: 0.342, SLG: 0.424 Hal Reniff, R (8, 1) OBP: 0.308, SLG: 0.308										1	0	0	0	0	0	0					
Inning Stats	R: 0 E: 0 K: 0 S: 3	H: 0 LOB: 1 BB: 1 P: 7	R: 0 E: 0 K: 0 S: 3	H: 0 LOB: 0 BB: 0 P: 3	R: 0 E: 0 K: 0 S: 3	H: 0 LOB: 0 BB: 0 P: 3	R: 0 E: 0 K: 0 S: 4	H: 1 LOB: 1 BB: 0 P: 4	R: 0 E: 0 K: 1 S: 8	H: 3 LOB: 1 BB: 0 P: 8	R: 0 E: 0 K: 2 S: 8	H: 1 LOB: 1 BB: 0 P: 8	R: 0 E: 0 K: 0 S: 4	H: 1 LOB: 1 BB: 0 P: 4	R: 0 E: 0 K: 0 S: 3	H: 0 LOB: 0 BB: 0 P: 3		1B: 4 2B: 1 3B: 1 HR: 0	SF: 0 SAC: 0 DP: 0 HBP: 0	WP: 0 PB: 0 CS: 0	PA: 34
PITCHER	IP	WLS	BF	H	R	ER	SO	BB	IBB	HBP	BLK	WP	HR	S	P	ERA	WHIP				
Phil Ortega, R (1, 1) ERA: 4.01	9.0	W	34	6	2	2	3	1	0	0	0	0	0	39	43	2.00	0.778				

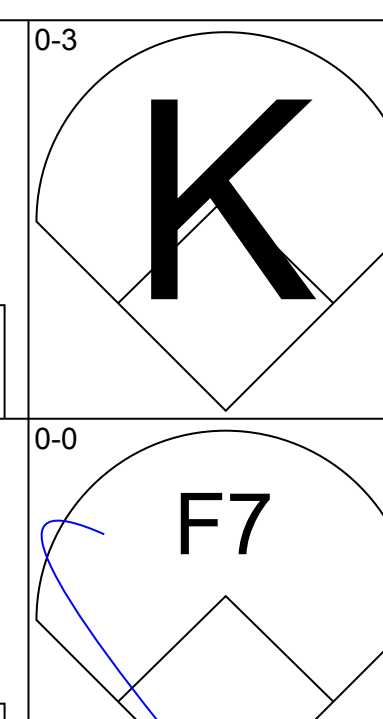
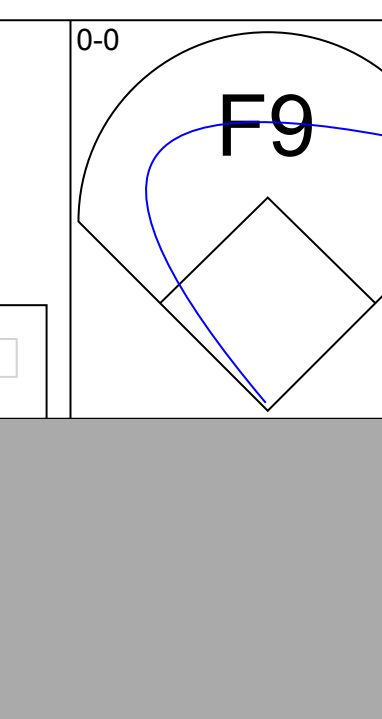
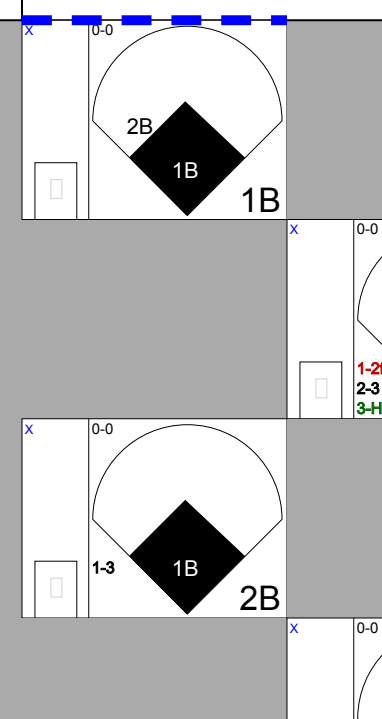
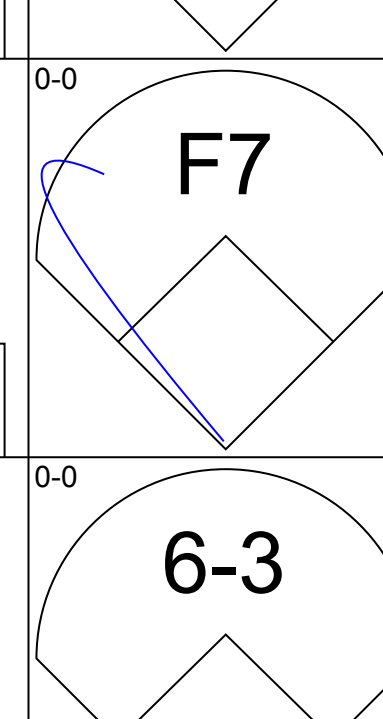
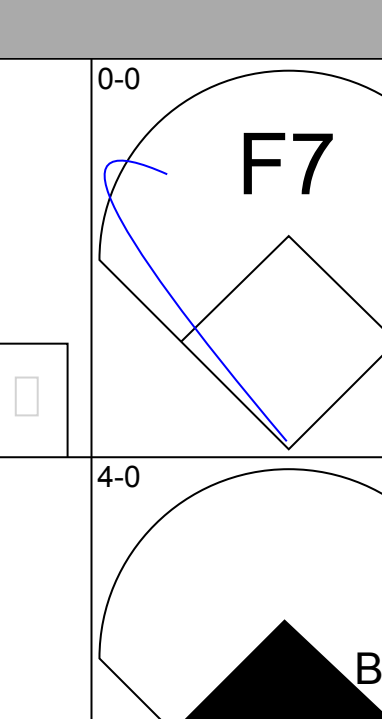
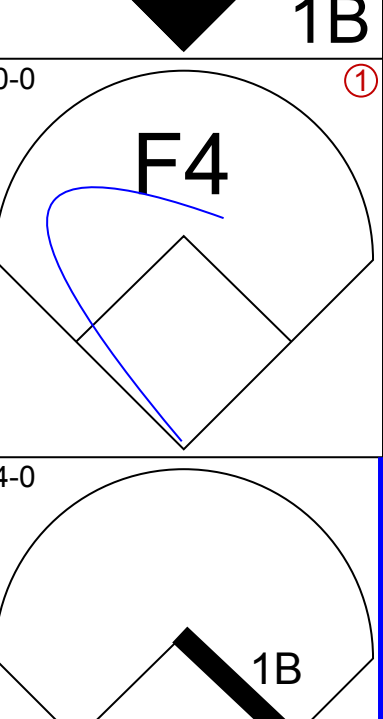
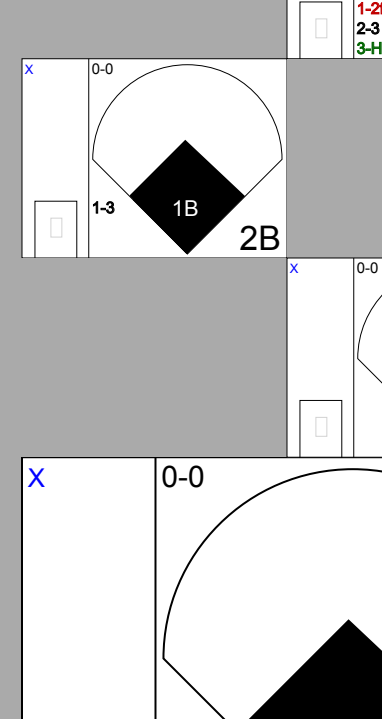
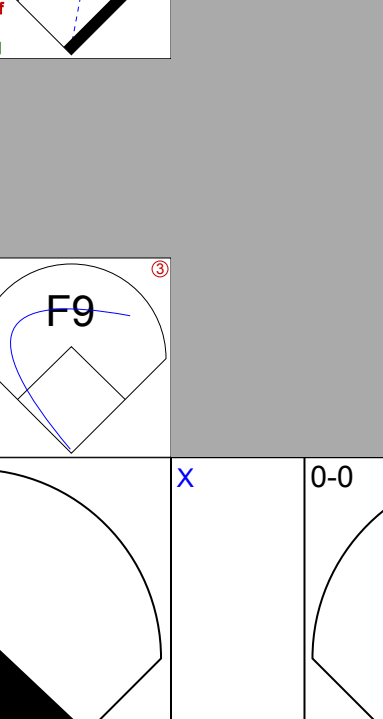
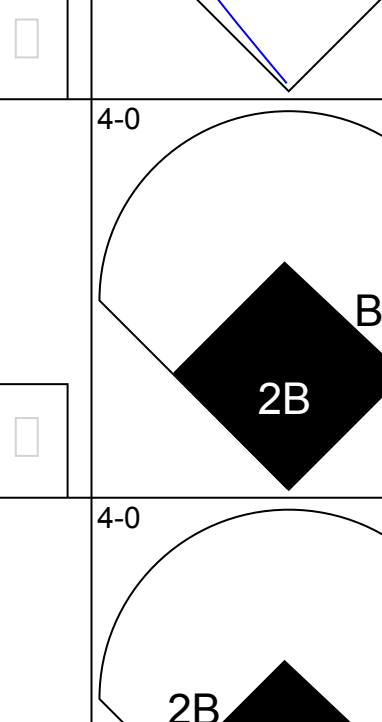
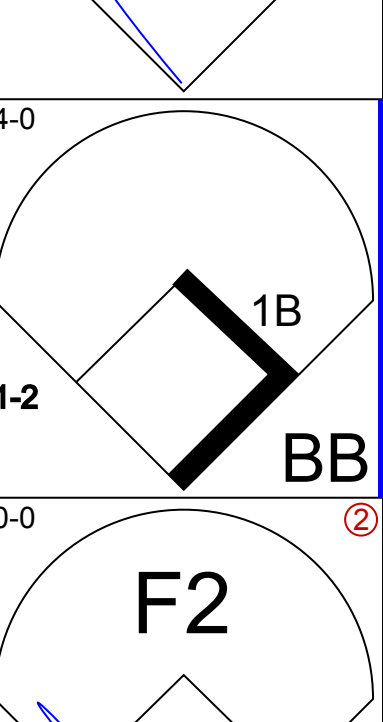
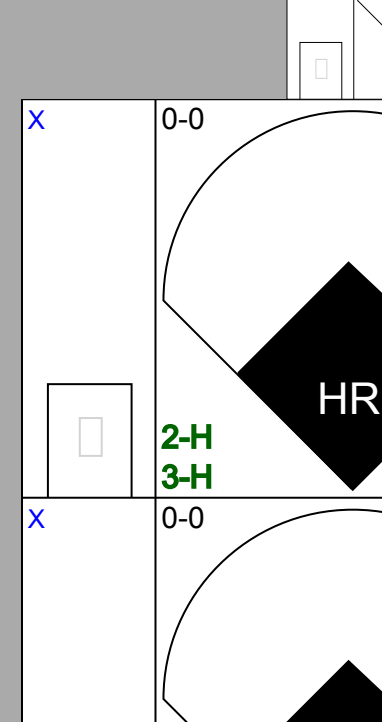
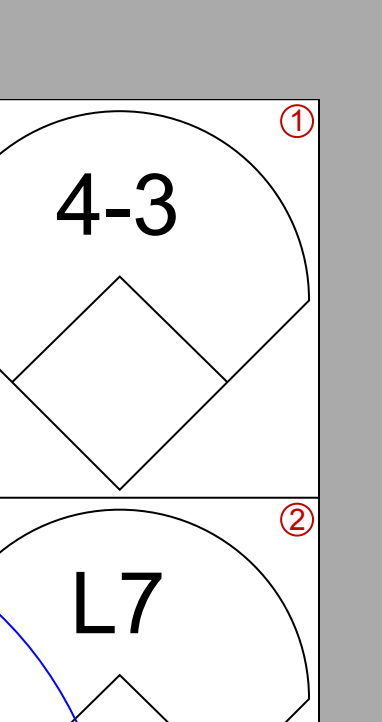
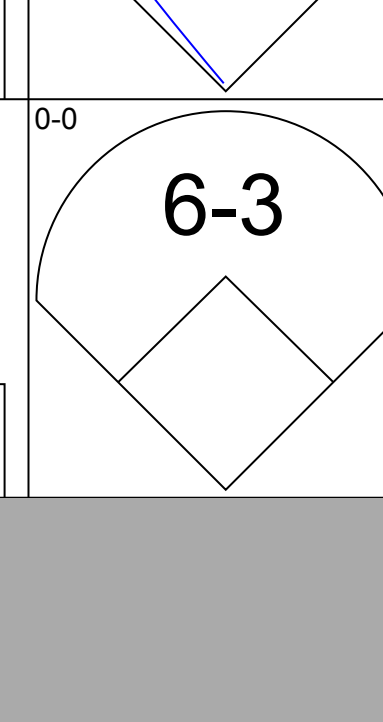
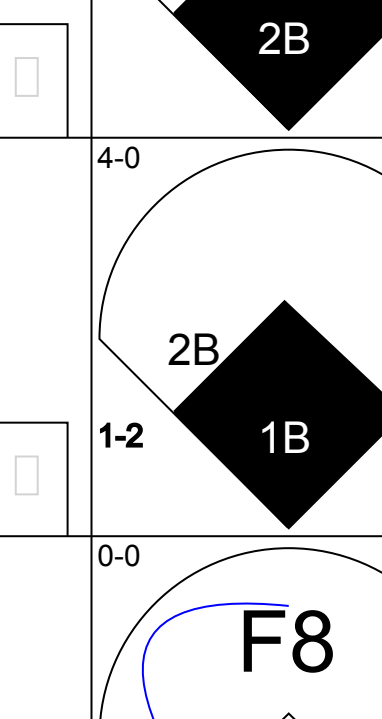
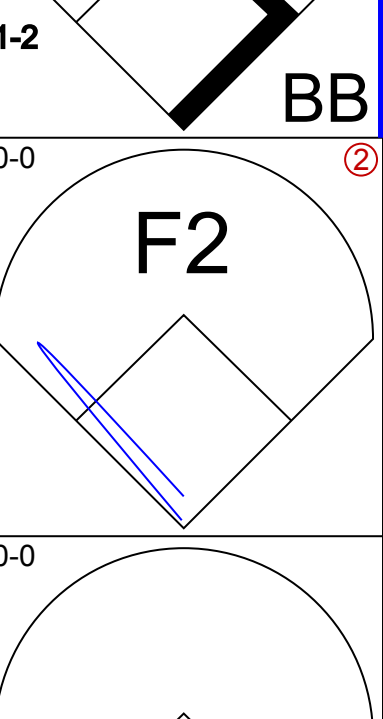
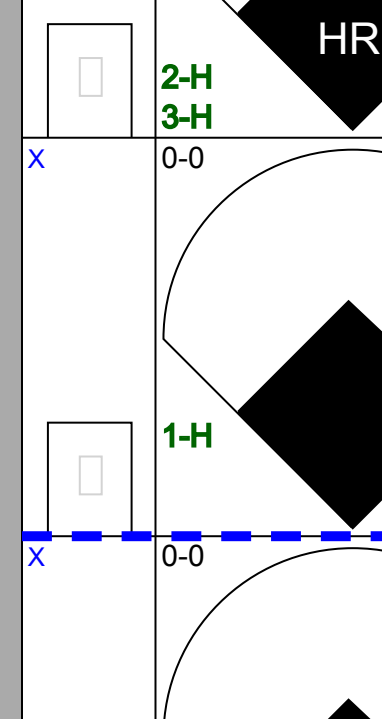
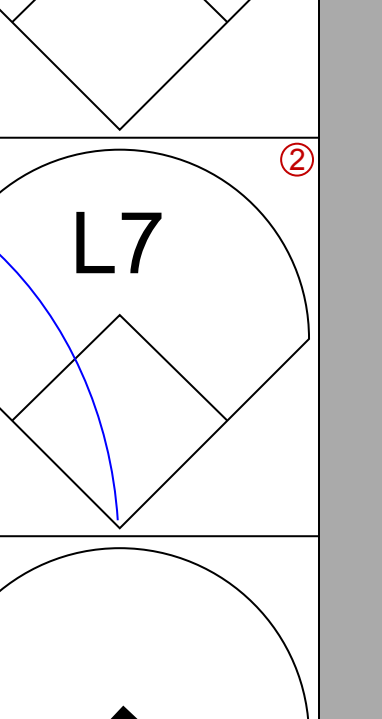
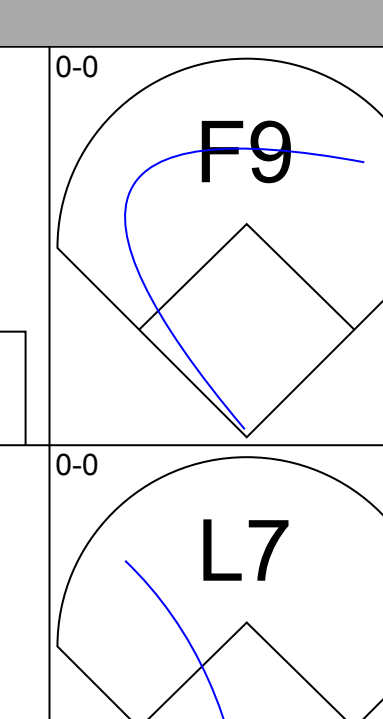
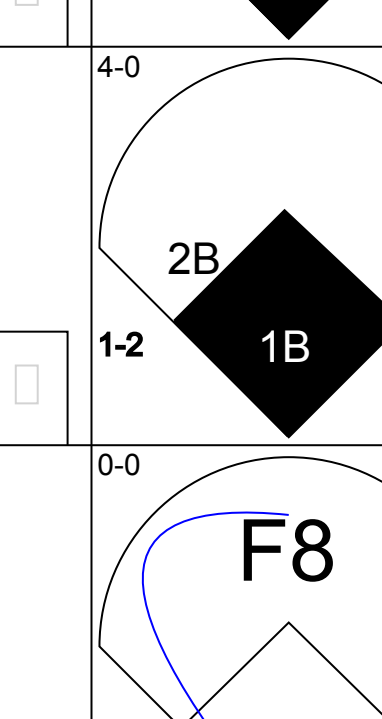
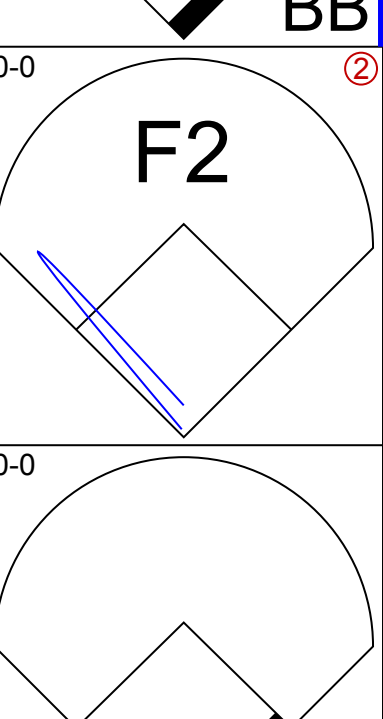
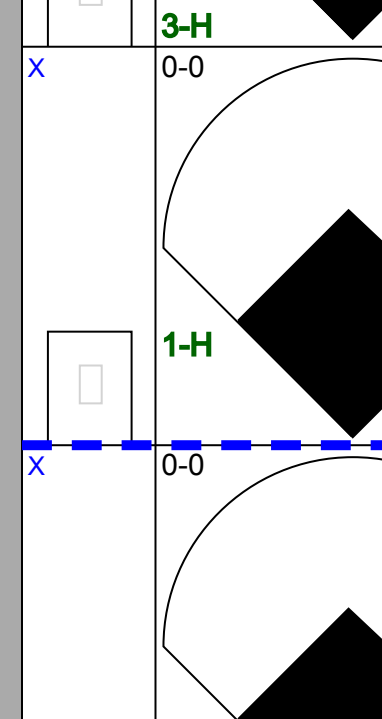
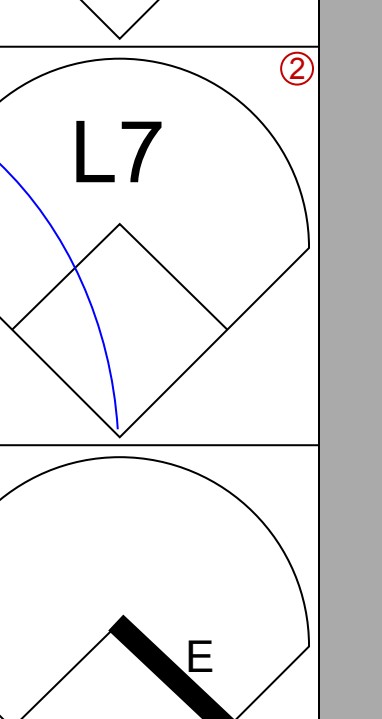
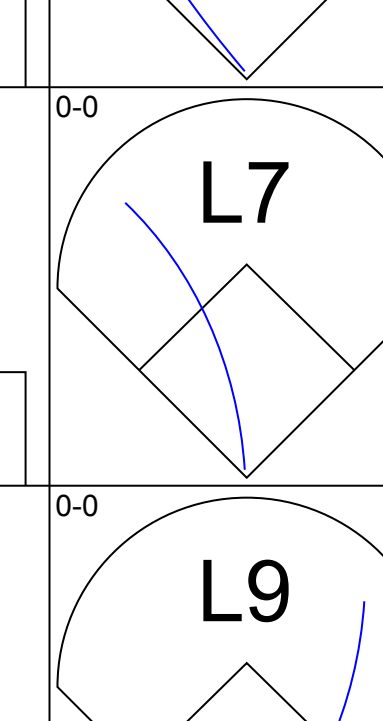
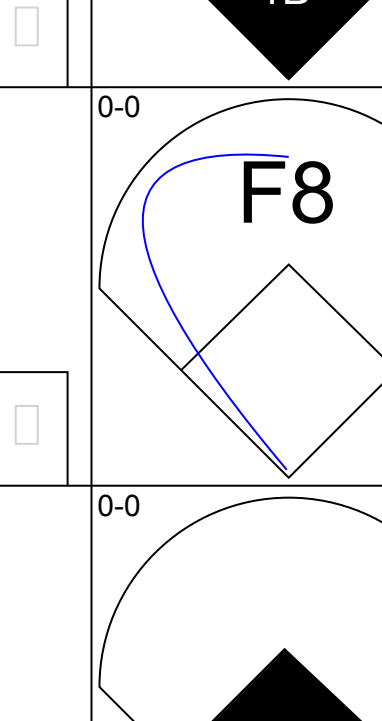
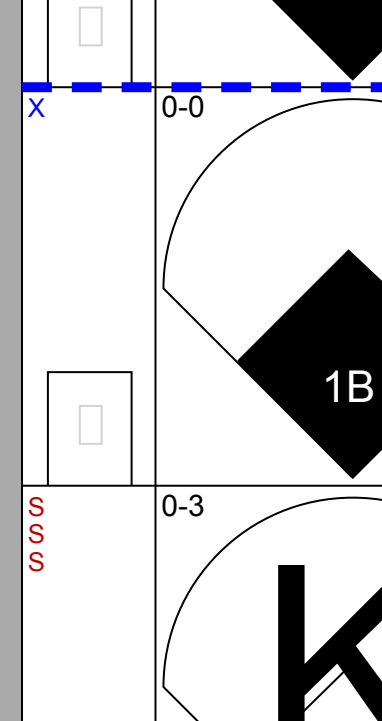
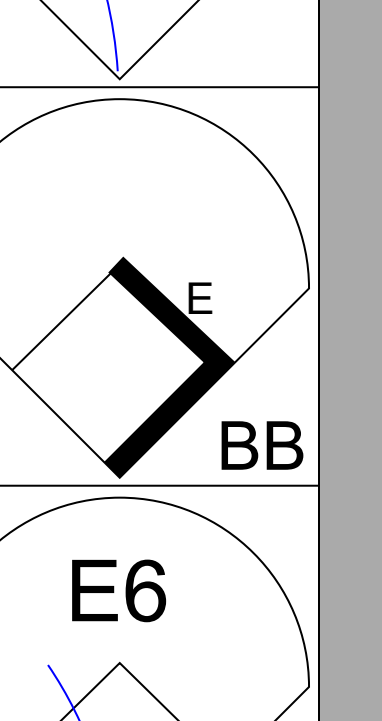
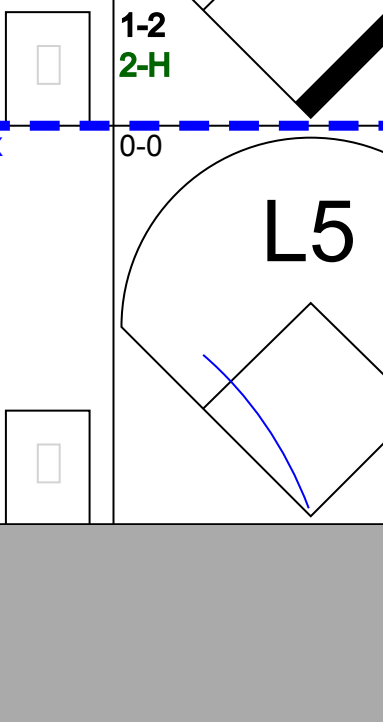
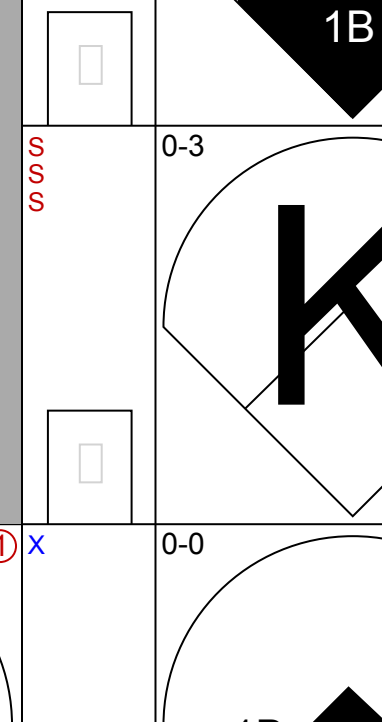
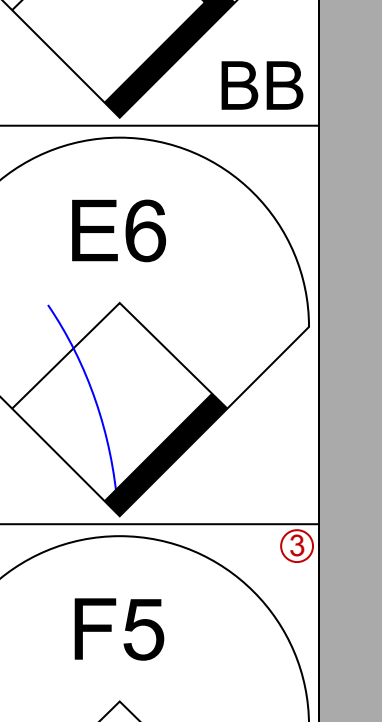
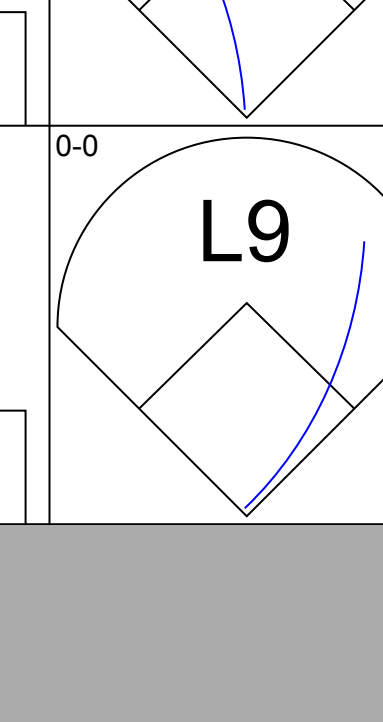
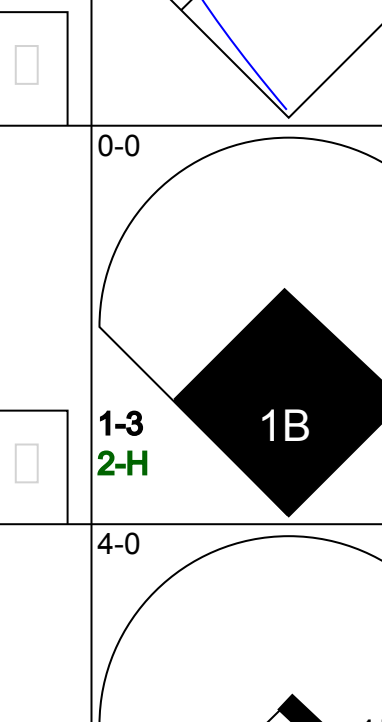
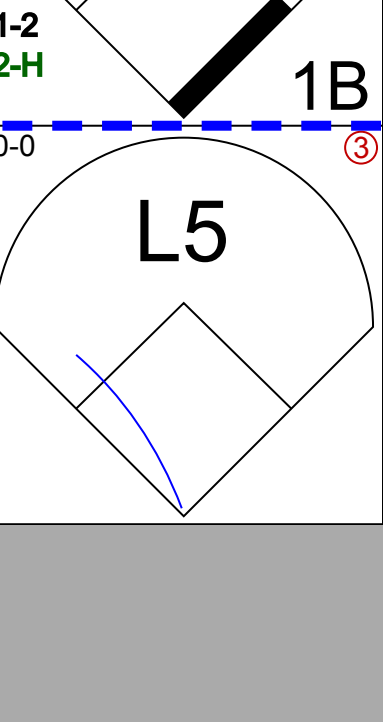
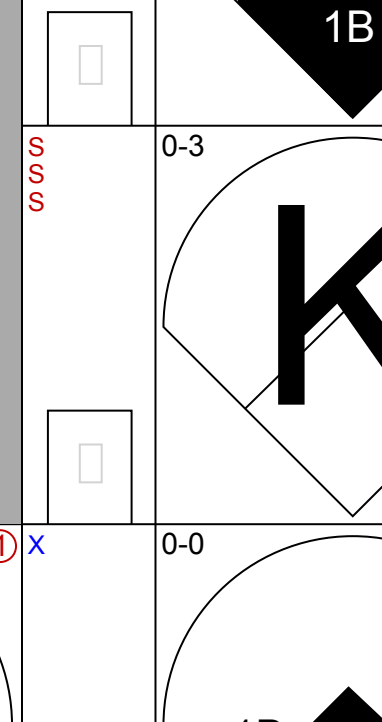
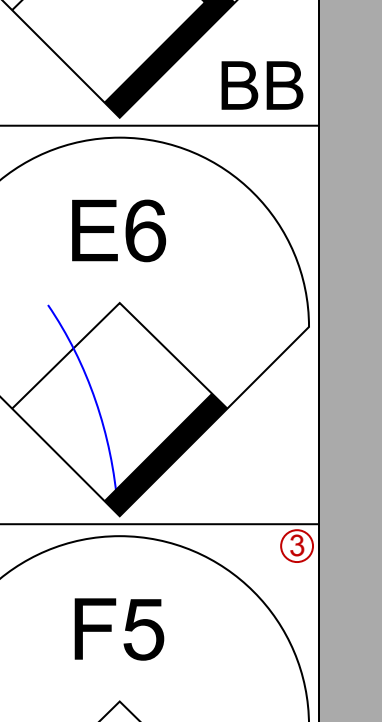
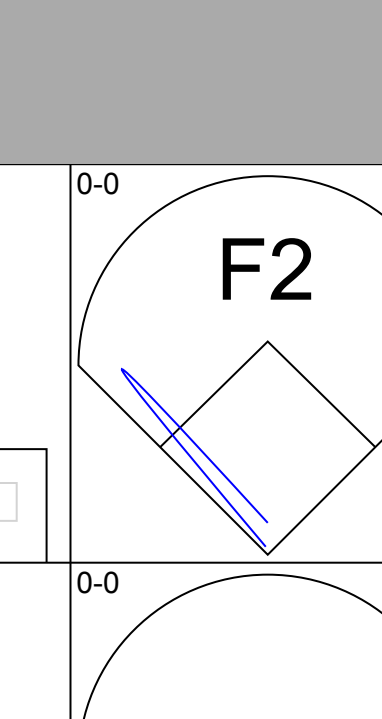
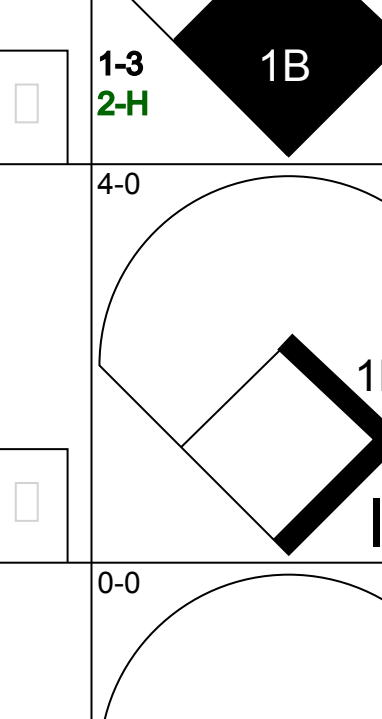
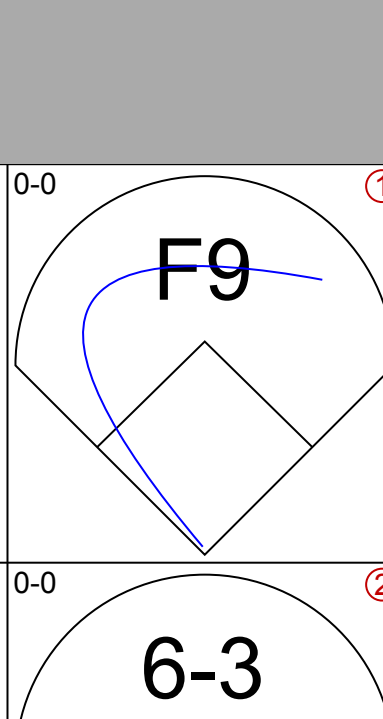
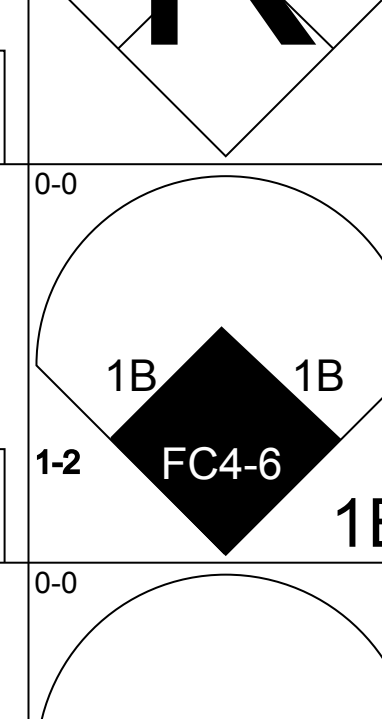

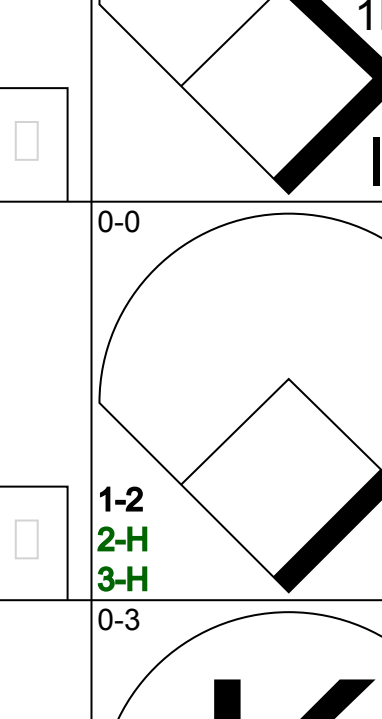

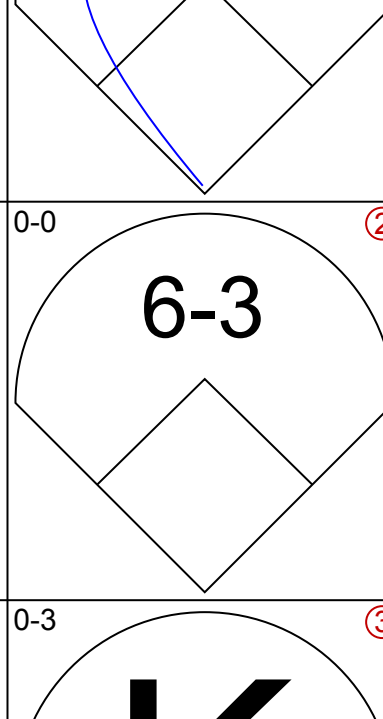
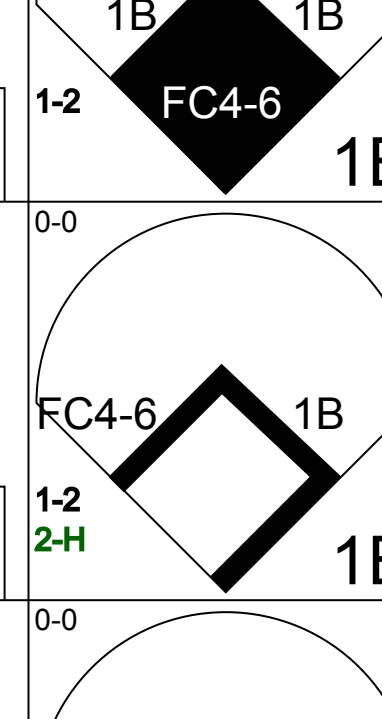
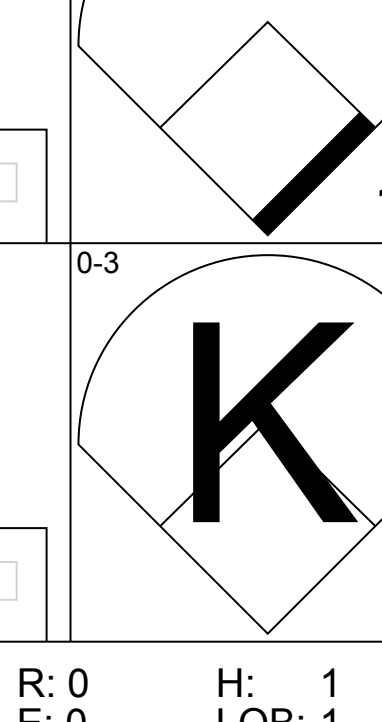
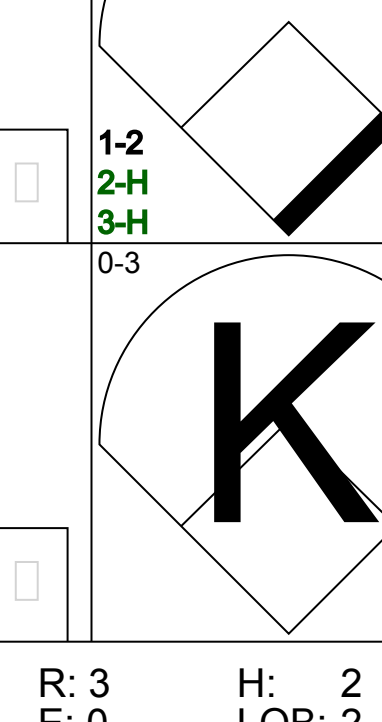
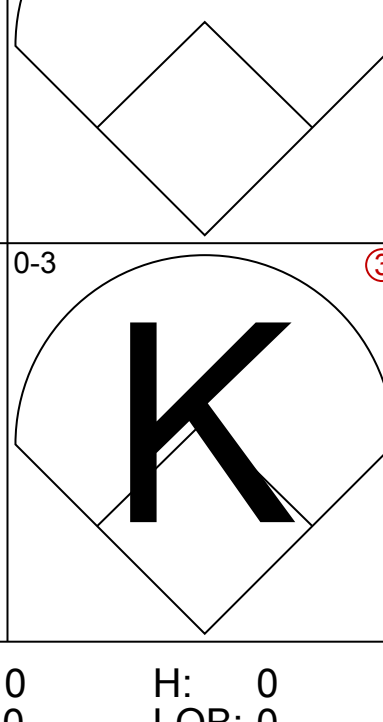
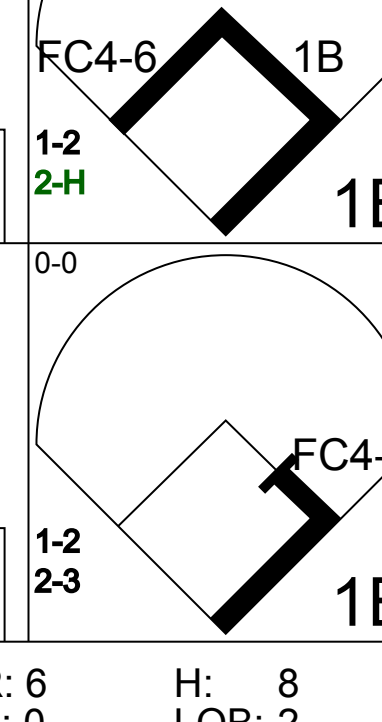
Batter	1	2	3	4	5	6	7	8	9	AB	R	H	RBI	BB	SO	LOB	TOP								
Bob Saverine, S OBP: 0.307, SLG: 0.344 (1, 4)	G1	F8		1-3			FC6-4			4	0	0	0	0	0	3	Washington Senators @ New York Yankees Yankee Stadium, Bronx, NY Thu Sep 15 1966, 3:33 AM EDT Overcast - 77 F								
Dick Nen, L OBP: 0.291, SLG: 0.307 (1, 3)	1B BB	HR			K		K			3	2	1	2	1	2	1									
Fred Valentine, S OBP: 0.360, SLG: 0.469 (1, 8) (8, 7)	HR	1B			K			K		4	1	1	1	0	3	0									
Jim King, L OBP: 0.328, SLG: 0.375 (1, 9)	HR			F6				L8		4	1	1	2	0	1	0									
Willie Kirkland, L OBP: 0.259, SLG: 0.335 Don Lock, R OBP: 0.333, SLG: 0.388 (1, 7) (8, 8)	K			G3			K			4	0	0	0	0	2	0									
Ken McMullen, R OBP: 0.285, SLG: 0.356 (1, 5)	BB			K			5-3			3	0	0	0	1	2	0									
Paul Casanova, R OBP: 0.275, SLG: 0.404 (1, 2)	F4			K			6-3			4	0	0	0	0	1	1									
Ed Brinkman, R OBP: 0.265, SLG: 0.327 (1, 6)		FC2-6 BB		6-3			FC6-4 BLK BB		F7	2	0	0	0	2	0	0									
Pete Richert, L OBP: 0.174, SLG: 0.238 Ron Kline, R OBP: 0.400, SLG: 0.250 (1, 1) (8, 1)	FC2-6 HR						K			3	1	1	0	0	1	2									
Inning Stats	R: 3 E: 0 K: 1 S: 7	H: 2 LOB: 1 P: 15	R: 2 E: 0 K: 1 S: 6	H: 1 LOB: 0 BB: 1 P: 10	R: 0 E: 0 K: 1 S: 5	H: 0 LOB: 0 BB: 0 P: 5	R: 0 E: 0 K: 0 S: 4	H: 1 LOB: 1 BB: 0 P: 4	R: 0 E: 0 K: 3 S: 9	H: 0 LOB: 0 BB: 0 P: 9	R: 0 E: 0 K: 1 S: 5	H: 0 LOB: 0 BB: 0 P: 5	R: 0 E: 0 K: 2 S: 7	H: 0 LOB: 0 BB: 1 P: 11	R: 0 E: 0 K: 1 S: 5	H: 0 LOB: 0 BB: 0 P: 5		R: 0 E: 0 K: 2 S: 7	H: 0 LOB: 0 BB: 0 P: 7	1B: 1 2B: 1 3B: 0 HR: 2	SF: 0 SAC: 0 DP: 0 HBP: 0	WP: 0 PB: 1 CS: 0	PA: 35		
PITCHER	IP	WLS	BF	H	R	ER	SO	BB	IBB	HBP	BLK	WP	HR	S	P	ERA	WHIP								
Mel Stottlemyre, R ERA: 3.83 Bill Henry, L ERA: Pedro Ramos, R ERA: 3.61	(1, 1) (6, 1) (8, 1)	5.0 2.0 2.0	L 7 6	22 0 0	4 0 0	5 0 0	5 3 3	6 1 0	0 0 0	0 0 0	0 1 0	0 0 0	2 12 12	31 16 12	43 16 12	9.00 0.00 0.00	1.400 0.500 0.000								

Batter	1	2	3	4	5	6	7	8	9	AB	R	H	RBI	BB	SO	LOB	BOTTOM								
Bobby Richardson, R OBP: 0.282, SLG: 0.333 (1, 4)	F9		F8				F8		5-3	5	0	1	0	0	0	1	Washington Senators @ New York Yankees Yankee Stadium, Bronx, NY Thu Sep 15 1966, 3:33 AM EDT Overcast - 77 F								
Bobby Murcer, L OBP: 0.171, SLG: 0.212 (1, 6)	3-1		1-2 BB		F5		G3			3	0	0	0	1	0	2									
Tom Tresh, S OBP: 0.342, SLG: 0.429 (1, 7)	HR		F8		F4			K		4	1	1	1	0	1	4									
Joe Pepitone, L OBP: 0.294, SLG: 0.473 (1, 8)	F2			K	K			E4 1B		4	0	1	0	0	2	2									
Steve Whitaker, L OBP: 0.315, SLG: 0.556 (1, 9)		F5		K			K	K		4	0	0	0	0	3	1									
Elston Howard, R OBP: 0.321, SLG: 0.359 (1, 2)		6-3			FC6-4 1B		F6	F5		4	0	1	0	0	0	1									
John Miller, R OBP: 0.222, SLG: 0.556 (1, 3)			F3		FC6-4		F8		L5	4	0	0	0	0	0	1									
Clete Boyer, R OBP: 0.302, SLG: 0.382 (1, 5)			BB 1B					K		4	2	3	1	0	1	0									
Mel Stottlemyre, R OBP: 0.181, SLG: 0.218 Heidi, L OBP: 0.272, SLG: 0.308 Bill Henry, L Lou Clinton, R OBP: 0.286, SLG: 0.431 Pedro Ramos, S OBP: 0.154, SLG: 0.154 Roger Maris, L OBP: 0.304, SLG: 0.375 (1, 1) (5, PH) (8, 1) (7, PH) (8, 1) (8, PH)			K				1B 2B	F8		1	0	0	0	0	1	1									
Inning Stats	R: 1 E: 0 K: 0 S: 4	H: 1 LOB: 0 BB: 0 P: 4	R: 0 E: 0 K: 0 S: 3	H: 0 LOB: 0 BB: 0 P: 3	R: 0 E: 0 K: 1 S: 6	H: 1 LOB: 2 BB: 1 P: 10	R: 0 E: 0 K: 2 S: 8	H: 1 LOB: 1 BB: 0 P: 8	R: 1 E: 0 K: 1 S: 8	H: 3 LOB: 2 BB: 0 P: 8	R: 0 E: 0 K: 1 S: 5	H: 0 LOB: 0 BB: 0 P: 5	R: 1 E: 0 K: 0 S: 4	H: 1 LOB: 0 BB: 0 P: 4	R: 0 E: 1 K: 2 S: 8	H: 1 LOB: 1 BB: 0 P: 8		R: 1 E: 0 K: 1 S: 6	H: 1 LOB: 0 BB: 0 P: 6	1B: 5 2B: 1 3B: 0 HR: 3	SF: 0 SAC: 0 DP: 0 HBP: 0	WP: 0 PB: 0 CS: 0	PA: 37		
PITCHER	IP	WLS	BF	H	R	ER	SO	BB	IBB	HBP	BLK	WP	HR	S	P	ERA	WHIP								
Pete Richert, L ERA: 3.33 Ron Kline, R ERA: 2.4	(1, 1) (8, 1)	7.0 2.0	W S	29 8	2 2	1 1	3 3	0 0	0 0	0 0	0 0	0 1	14 14	42 14	4.50 1.000	3.86 1.143									

AB	31
R	5
H	4
RBI	5
BB	4
SO	12
LOB	7



Batter	1	2	3	4	5	6	7	8	9	AB	R	H	RBI	BB	SO	LOB	TOP					
Bob Saverine, S OBP: 0.306, SLG: 0.340										4	0	0	0	1	2	1	Washington Senators @ New York Yankees Yankee Stadium, Bronx, NY Thu Sep 15 1966, 3:38 AM EDT Att. 3,456 - Unknown - 72 F					
Dick Nen L OBP: 0.298, SLG: 0.324										4	2	2	1	1	0	1						
Fred Valentine, S OBP: 0.357, SLG: 0.464										5	0	0	0	0	0	3						
Frank Howard, R OBP: 0.351, SLG: 0.449										3	0	1	0	1	1	0						
Jim King, L OBP: 0.330, SLG: 0.390										4	1	2	2	0	0	2						
Mike Brumley, L OBP: 0.311, SLG: 0.167										4	0	0	0	0	0	4						
Ken McMullen, R OBP: 0.289, SLG: 0.355										1	0	0	0	1	0	0						
Dick Phillips, L OBP: 0.243, SLG: 0.176										1	0	0	0	0	0	0						
Tim Cullen, R OBP: 0.211, SLG: 0.222										1	1	1	0	0	0	0						
Ed Brinkman, R OBP: 0.265, SLG: 0.332										4	1	1	2	0	0	1						
Mike McCormick, L OBP: 0.246, SLG: 0.300										2	0	0	0	0	1	0						
Bob Humphreys, R OBP: 0.333, SLG: 0.167										0	0	0	0	0	0	0						
Willie Kirtman, L OBP: 0.283, SLG: 0.335										0	0	0	0	0	0	0						
Frank Kreutzer, R OBP: 0.245, SLG: 0.290										0	0	0	0	0	0	0						
Dave Baldwin, R OBP: 0.207, SLG: 0.291										1	0	0	0	0	0	0						
Bob Chance, L OBP: 0.207, SLG: 0.291										0	0	0	0	0	0	0						
Inning Stats	R: 0 E: 0 K: 1 S: 5	H: 0 LOB: 0 BB: 0 P: 5	R: 1 E: 0 K: 0 S: 4	H: 1 LOB: 1 BB: 1 P: 8	R: 0 E: 0 K: 1 S: 6	H: 1 LOB: 1 BB: 0 P: 6	R: 0 E: 0 K: 1 S: 5	H: 0 LOB: 0 BB: 0 P: 5	R: 0 E: 0 K: 0 S: 3	H: 0 LOB: 0 BB: 0 P: 3	R: 1 E: 0 K: 0 S: 4	H: 1 LOB: 2 BB: 2 P: 12	R: 0 E: 0 K: 0 S: 3	H: 0 LOB: 1 BB: 1 P: 7	R: 0 E: 0 K: 0 S: 4	H: 1 LOB: 2 BB: 1 P: 8	R: 3 E: 0 K: 1 S: 8	H: 3 LOB: 0 BB: 0 P: 8	1B: 3 2B: 1 3B: 0 HR: 3	SF: 0 SAC: 0 DP: 0 HBP: 0	WP: 2 PB: 0 SB: 0 CS: 0	PA: 39
PITCHER Stan Bahnsen, R ERA: 4.09	IP: 9.0 WLS: W BF: 39 H: 7 R: 5 ER: 5 SO: 4 BB: 5 IBB: 0 HBP: 0 BLK: 0 WP: 2 HR: 3 S: 42 P: 62 ERA: 5.00 WHIP: 1.333															PITCHER						

Batter	1	2	3	4	5	6	7	8	9	AB	R	H	RBI	BB	SO	LOB	BOTTOM			
Mike Hegan, L OBP: 0.250, SLG: 0.143										5	2	2	1	0	1	3	Washington Senators @ New York Yankees Yankee Stadium, Bronx, NY Thu Sep 15 1966, 3:38 AM EDT Att. 3,456 - Unknown - 72 F			
Horace Clarke, S OBP: 0.322, SLG: 0.383										5	1	1	0	0	0	3				
Mickey Mantle, S OBP: 0.390, SLG: 0.541										1	1	0	0	2	0	0				
Joe Pepitone, L OBP: 0.294, SLG: 0.473										2	1	1	2	0	0	0				
Tom Tresh, S OBP: 0.342, SLG: 0.433										4	2	1	2	1	0	2				
Clete Boyer, R OBP: 0.304, SLG: 0.383										4	0	2	1	0	0	2				
Mike Ferraro, R OBP: 0.188, SLG: 0.071										0	1	0	0	1	0	0				
Elston Howard, R OBP: 0.320, SLG: 0.360										5	1	1	1	0	1	4				
Lou Clinton, R OBP: 0.301, SLG: 0.426										4	1	1	0	1	0	2				
Ruben Amaro, R OBP: 0.211, SLG: 0.211										4	0	3	3	0	0	0				
Stan Bahnsen, R OBP: 0.250, SLG: 0.250										4	0	1	0	0	3	3				
Inning Stats	R: 0 E: 0 K: 1 S: 5	H: 0 LOB: 0 BB: 0 P: 5	R: 0 E: 0 K: 0 S: 3	H: 0 LOB: 0 BB: 0 P: 3	R: 0 E: 0 K: 1 S: 6	H: 1 LOB: 1 BB: 0 P: 6	R: 3 E: 0 K: 1 S: 7	H: 2 LOB: 3 P: 19	R: 1 E: 0 K: 0 S: 5	H: 2 LOB: 2 BB: 1 P: 9	R: 0 E: 0 K: 1 S: 5	H: 0 LOB: 0 BB: 0 P: 5	R: 6 E: 0 K: 1 S: 13	H: 8 LOB: 2 BB: 0 P: 13	R: 0 E: 1 K: 0 S: 4	H: 0 LOB: 2 BB: 1 P: 8	1B: 10 2B: 2 3B: 0 HR: 1	SF: 0 SAC: 0 DP: 0 HBP: 0	WP: 0 PB: 0 SB: 0 CS: 0	PA: 43
PITCHER Mike McCormick, L ERA: 3.48	IP: 4.2 WLS: L BF: 23 H: 5 R: 4 ER: 4 SO: 3 BB: 3 IBB: 0 HBP: 0 BLK: 0 WP: 0 HR: 0 S: 25 P: 41 ERA: 7.71 WHIP: 1.714															PITCHER				
Bob Humphreys, R ERA: 2.66	1.1	4	0	0	0	1	0	0	0	0	0	6	6	0.00	0.000					
Frank Kreutzer, L ERA: 6.03	0.0	4	4	4	4	0	0	0	0	0	1	4	4	∞	∞					
Dave Baldwin, R ERA: 4.5	2.0	12	4	2	2	1	1	0	0	0	0	13	17	9.00	2.500					


Batter	1	2	3	4	5	6	7	8	9	AB	R	H	RBI	BB	SO	LOB	TOP																			
Bert Campaneris, R OBP: 0.302, SLG: 0.380 (1, 6)	1-3		4-3			L6	6-3			4	0	0	0	0	0	1	Kansas City Athletics @ Washington Senators D.C. Stadium, Washington, DC Sat Sep 17 1966, Postponed Att: 7,500 - Unknown livebaseballscorecards.com																			
Mike Hershberger, R OBP: 0.317, SLG: 0.348 (1, 9)	FC1-6 1B			6-3		1B 6-3 BB		CS 1B		3	1	2	0	1	0	0																				
Ed Charles, R OBP: 0.335, SLG: 0.444 (1, 5)	FC1-6 1-2 S			1B		6-3 1B		1B 1-2 2B		4	0	3	0	0	0	1																				
Danny Cater, R OBP: 0.277, SLG: 0.360 Tim Talton, L OBP: 0.415, SLG: 0.564 (1, 3) (4, PH) (4, 3)	6-3			1B		6-3		G4-3 1B		1	0	0	0	0	0	1																				
Sal Bando, R OBP: 0.286, SLG: 0.296 Rick Monday, L (8, PH) (8, 8)	1-2			1B		1-2 3-H		2-3 1B		1	0	1	0	0	0	0																				
Dick Green, R OBP: 0.302, SLG: 0.368 (1, 4)		F5		L5		F8		G4-3		4	0	0	0	0	0	5																				
Ossie Chavarria, R OBP: 0.302, SLG: 0.316 Roger Repoz, L OBP: 0.332, SLG: 0.393 (1, 7) (4, PH) (4, 8) (8, 3)	6-3			F8				HR		1	0	0	0	0	0	0																				
Joe Nossek, R OBP: 0.277, SLG: 0.338 Larry Stahl, L OBP: 0.286, SLG: 0.364 (1, 8) (4, 7)	6-3			4-3		1-3 1B		4-3		1	0	0	0	0	0	0																				
Phil Roof, R OBP: 0.282, SLG: 0.317 (1, 2)			F9	F7		1-3		L1-3		4	0	0	0	0	0	2																				
Lew Krausse, R OBP: 0.214, SLG: 0.176 Jack Aker, R OBP: 0.100, SLG: 0.150 (1, 1) (8, 1)			K	F8		SF7		K		2	0	0	1	0	1	0																				
Inning Stats	R: 0 E: 0 K: 0 S: 4	H: 1 LOB: 1 BB: 0 P: 4	R: 0 E: 0 K: 0 S: 3	H: 0 LOB: 0 BB: 0 P: 3	R: 0 E: 0 K: 1 S: 5	H: 0 LOB: 0 BB: 0 P: 5	R: 0 E: 0 K: 0 S: 5	H: 2 LOB: 2 BB: 0 P: 5	R: 0 E: 0 K: 0 S: 3	H: 0 LOB: 0 BB: 0 P: 3	R: 1 E: 0 K: 0 S: 4	H: 1 LOB: 1 BB: 1 P: 8	R: 0 E: 0 K: 0 S: 4	H: 3 LOB: 2 BB: 0 P: 4	R: 1 E: 0 K: 1 S: 6	H: 1 LOB: 0 BB: 0 P: 6	1B: 7 2B: 1 3B: 0 HR: 1	SF: 1 SAC: 0 DP: 1 HBP: 0	WP: 0 PA: 36																	
PITCHER	IP	WLS	BF	H	R	ER	SO	BB	IBB	HBP	BLK	WP	HR	S	P	ERA	WHIP	PITCHER		IP	WLS	BF	H	R	ER	SO	BB	IBB	HBP	BLK	WP	HR	S	P	ERA	WHIP
Barry Moore, L ERA: 4.14 (1, 1)	3.0		10	1	0	0	1	0	0	0	0	0	0	12	12	0.00	0.333			3.0		10	1	0	0	1	0	0	0	0	0	0	12	12	0.00	0.333
Jim Hannan, R ERA: 4.12 (4, 1)	4.0	L	19	5	2	2	0	2	0	0	0	0	0	17	25	4.50	1.750			4.0	L	19	5	2	2	0	2	0	0	0	0	17	25	4.50	1.750	
Casey Cox, R ERA: 3.61 (8, 1)	0.1		1	1	0	0	0	0	0	0	0	0	0	1	1	0.00	3.000			0.1		1	1	0	0	0	0	0	0	0	1	1	0.00	3.000		
Dick Lines, L ERA: 2.43 (8, 1)	0.2		2	1	0	0	0	0	0	0	0	0	0	2	2	0.00	1.500			0.2		2	1	0	0	0	0	0	0	0	2	2	0.00	1.500		
Ron Kline, R ERA: 2.47 (9, 1)	1.0		4	1	1	1	1	0	0	0	0	0	1	6	6	9.00	1.000			1.0		4	1	1	1	1	0	0	0	0	1	6	6	9.00	1.000	

Batter	1	2	3	4	5	6	7	8	9	AB	R	H	RBI	BB	SO	LOB	BOTTOM																			
Ed Brinkman, R OBP: 0.263, SLG: 0.330 (1, 6)	F9			5-3			F4		4-3	4	0	0	0	0	0	0	Kansas City Athletics @ Washington Senators D.C. Stadium, Washington, DC Sat Sep 17 1966, Postponed Att: 7,500 - Unknown livebaseballscorecards.com																			
Bob Saverine, S OBP: 0.304, SLG: 0.338 Ken Hamlin, R OBP: 0.274, SLG: 0.305 Dick Phillips, L OBP: 0.237, SLG: 0.171 (1, 4) (8, 4) (8, PH)	5-3			F9		G3		4-3		3	0	0	0	0	0	0																				
Dick Nen, L OBP: 0.297, SLG: 0.327 (1, 3)	K			G3		2B		G3		4	0	1	0	0	1	0																				
Fred Valentine, S OBP: 0.355, SLG: 0.461 (1, 8)		F9		4-3		4-3				3	0	0	0	0	0	1																				
Jim King, L OBP: 0.330, SLG: 0.388 (1, 9)		F4		F6		BB 1B BB				2	0	0	0	1	0	0																				
Hank Allen, R OBP: 0.300, SLG: 0.125 (1, 7)		F9		L6		K		K		3	0	0	0	0	1	1																				
Paul Casanova, R OBP: 0.275, SLG: 0.403 (1, 2)			K	1-3		1B		BB 1B		3	0	1	0	0	1	0																				
Tim Cullen, R OBP: 0.190, SLG: 0.200 Willie Kirkland, L OBP: 0.287, SLG: 0.335 Ken McMullen, R OBP: 0.289, SLG: 0.355 (1, 5) (8, PH) (9, 5)	1-4-3			K		K		G6-4-3 BB		2	0	0	0	0	1	0																				
Barry Moore, L OBP: 0.118, SLG: 0.118 Bob Chance, L OBP: 0.207, SLG: 0.286 Jim Hershberger, R OBP: 0.317, SLG: 0.348 Casey Cox, R ERA: 3.61 Dick Lines, R OBP: 0.295, SLG: 0.448 Frank Howard, R OBP: 0.305, SLG: 0.448 Ron Kline, R OBP: 0.100, SLG: 0.250 (1, 1) (3, PH) (4, 1) (8, 1) (8, PH) (9, 1)	K			K		F9		G6-4-3		0	0	0	0	0	0	0																				
Inning Stats	R: 0 E: 0 K: 1 S: 5	H: 0 LOB: 0 BB: 0 P: 5	R: 0 E: 0 K: 0 S: 3	H: 0 LOB: 0 BB: 0 P: 3	R: 0 E: 0 K: 2 S: 7	H: 0 LOB: 0 BB: 0 P: 7	R: 0 E: 0 K: 0 S: 3	H: 0 LOB: 0 BB: 0 P: 3	R: 0 E: 0 K: 1 S: 5	H: 0 LOB: 0 BB: 0 P: 5	R: 0 E: 0 K: 0 S: 4	H: 1 LOB: 1 BB: 0 P: 4	R: 0 E: 0 K: 1 S: 5	H: 1 LOB: 2 BB: 2 P: 13	R: 0 E: 0 K: 0 S: 3	H: 0 LOB: 0 BB: 0 P: 3		1B: 1 2B: 1 3B: 0 HR: 0	SF: 0 SAC: 0 DP: 1 HBP: 0	WP: 0 PA: 30																
PITCHER	IP	WLS	BF	H	R	ER	SO	BB	IBB	HBP	BLK	WP	HR	S	P	ERA	WHIP	PITCHER		IP	WLS	BF	H	R	ER	SO	BB	IBB	HBP	BLK	WP	HR	S	P	ERA	WHIP
Lew Krausse, R ERA: 2.5 (1, 1)	7.1	W	25	2	0	0	5	1	0	0	0	0	0	34	38	0.00	0.409			7.1	W	25	2	0	0	5	1	0	0	0	0	34	38	0.00	0.409	
Jack Aker, R ERA: 1.62 (8, 1)	1.2	S	5	0	0	0	0	1	0	0	0	0	0	4	8	0.00	0.600			1.2	S	5	0	0	0	0	1	0	0	0	4	8	0.00	0.600		

Batter	1	2	3	4	5	6	7	8	9	AB	R	H	RBI	BB	SO	LOB	TOP			
Bert Campaneris, R OBP: 0.302, SLG: 0.381 (1, 6)			5-3			F8			6-3	4	0	1	0	0	0	0				
Larry Stahl, L OBP: 0.282, SLG: 0.359 (1, 9)									L5	4	0	0	0	0	2	1				
Ed Charles, R OBP: 0.333, SLG: 0.442 Randy Schwartz, L (7, PH) OBP: 0.286, SLG: 0.167 Sal Bando, R OBP: 0.286, SLG: 0.286 (7, 5)				5-3					G3	2	0	0	0	0	0	1				
1										1	0	0	0	0	0	0				
2										0	0	0	0	0	0	0				
Tim Talton, L OBP: 0.386, SLG: 0.524 (1, 3)									4-3	3	0	0	0	0	0	1				
Roger Repoz, L OBP: 0.330, SLG: 0.390 (1, 8)									G3	3	0	0	0	0	1	0				
Jim Gosger, L OBP: 0.317, SLG: 0.342 (1, 7)										3	0	1	0	0	0	0				
Dick Green, R OBP: 0.300, SLG: 0.365 (1, 4)									F3	3	0	0	0	0	0	1				
Phil Roof, R OBP: 0.283, SLG: 0.315 (1, 2)										2	0	0	0	1	1	0				
Blue Moon Odom, R OBP: 0.172, SLG: 0.111 (1, 1)									PO	3	0	0	0	0	1	0				
									6-3	3	0	0	0	0	1	0				
Inning Stats	R: 0 E: 0 X: 1 S: 6	H: 1 LOB: 1 BB: 0 P: 6	R: 0 E: 0 X: 1 S: 5	H: 0 LOB: 0 BB: 0 P: 5	R: 0 E: 0 X: 1 S: 5	H: 0 LOB: 0 BB: 0 P: 5	R: 0 E: 0 X: 0 S: 3	H: 0 LOB: 0 BB: 0 P: 3	R: 0 E: 0 X: 1 S: 5	H: 0 LOB: 0 BB: 0 P: 5	R: 0 E: 0 X: 0 S: 5	H: 0 LOB: 0 BB: 0 P: 5	R: 0 E: 0 X: 0 S: 3	H: 1 LOB: 1 BB: 1 P: 7	R: 0 E: 0 X: 0 S: 3	H: 0 LOB: 0 BB: 0 P: 3	1B: 1 2B: 1 3B: 0 HR: 0	SF: 0 SAC: 0 DP: 0 HBP: 0	WP: 0 PB: 0 CS: 0	PA: 30
PITCHER Phil Ortega, R ERA: 3.82 (1, 1)	IP: 9.0 WLS: W BF: 29	H: 2 R: 0 ER: 0 SO: 5	BB: 0 IBB: 1 HBP: 0 BLK: 0	WP: 0 HR: 0 S: 38 P: 42	ERA: 0.00 WHIP: 0.222															

Kansas City Athletics @ Washington Senators
D.C. Stadium, Washington, DC
Sun Sep 18 1966, 3:33 AM EDT
Att: 5,135 - Unknown

AB 28
R 0
H 2
RBI 0
BB 1
SO 5
LOB 4

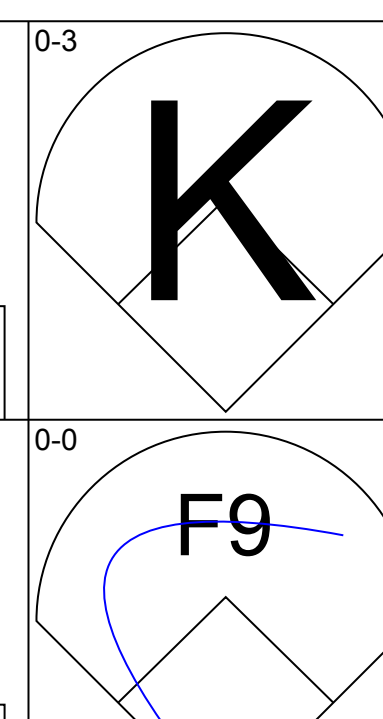
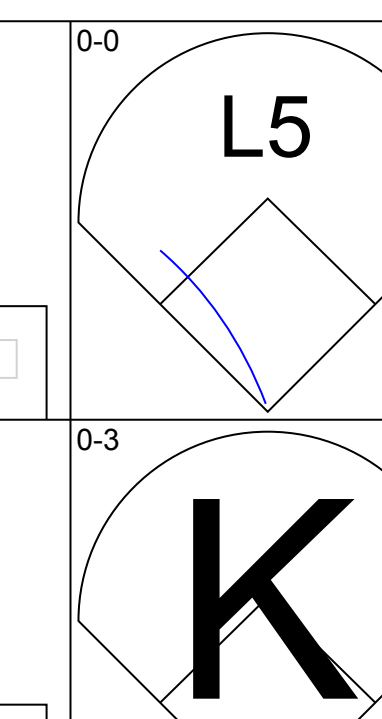
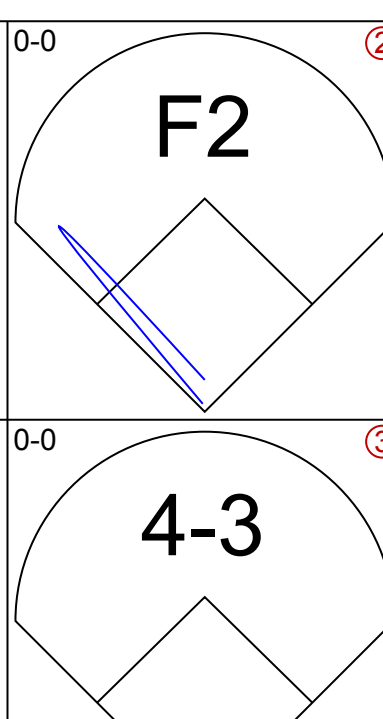
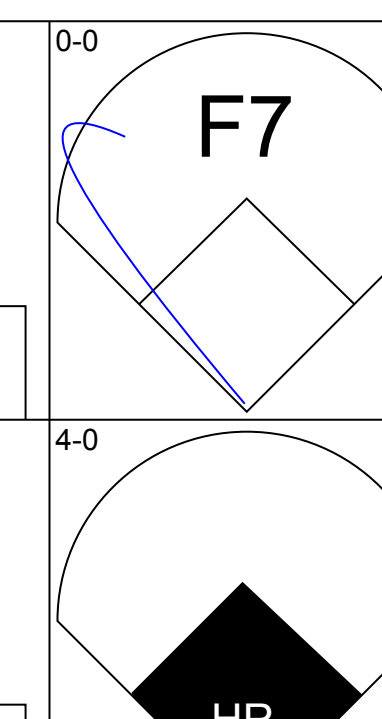
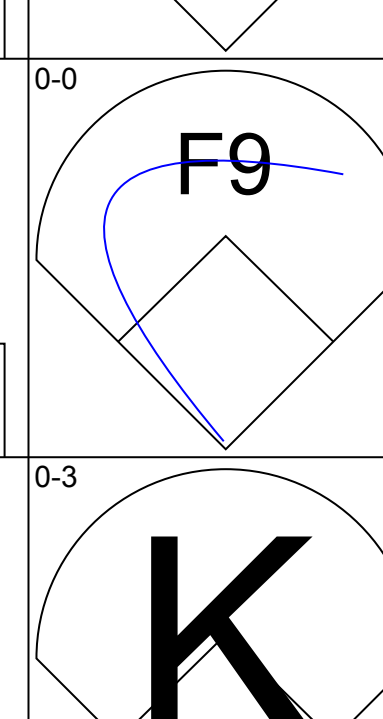
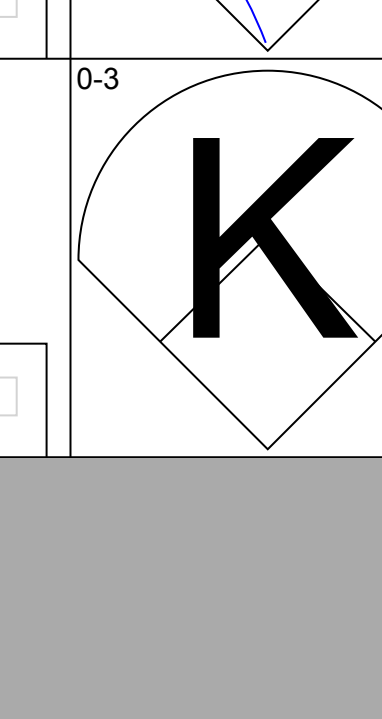

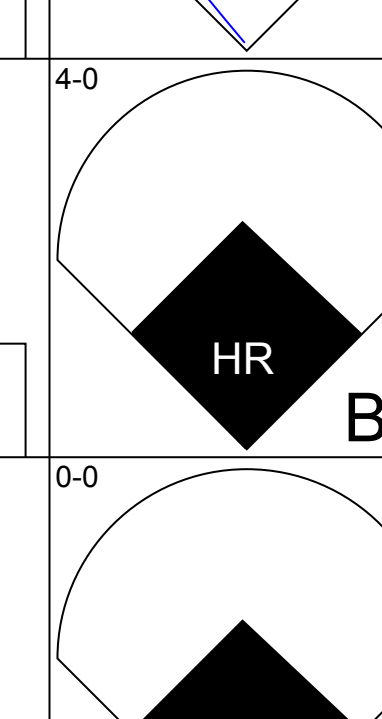
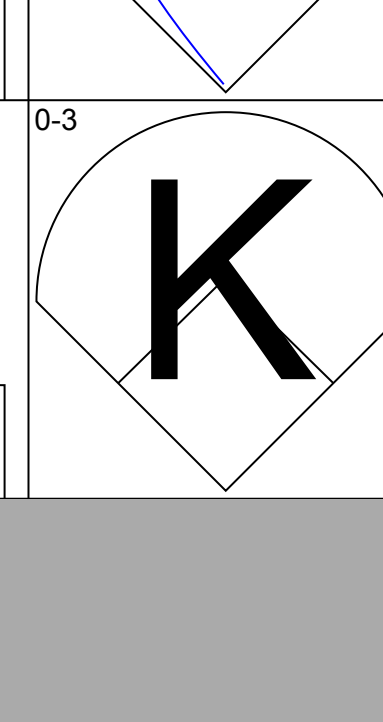
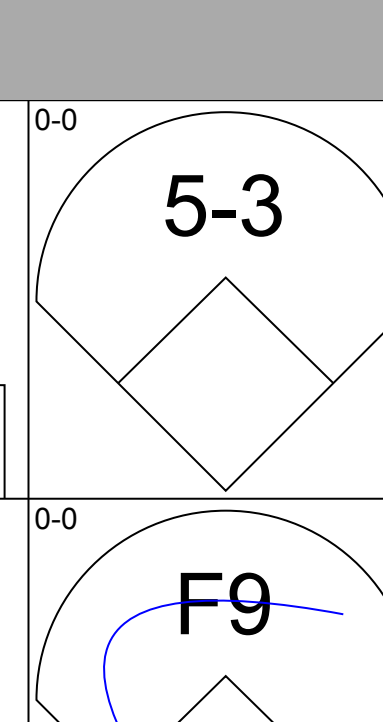
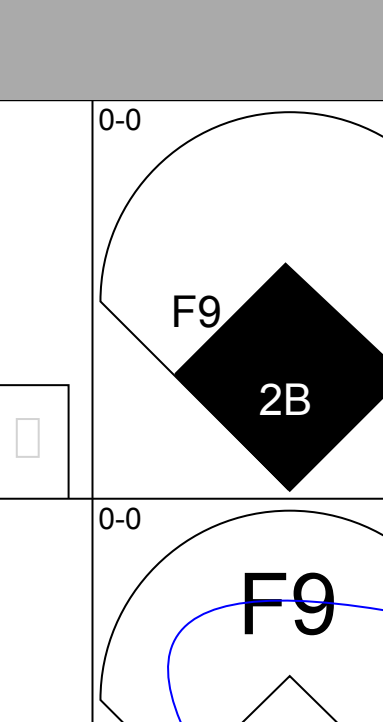
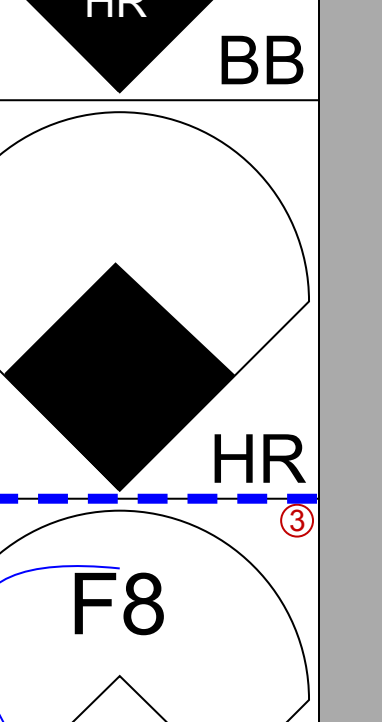
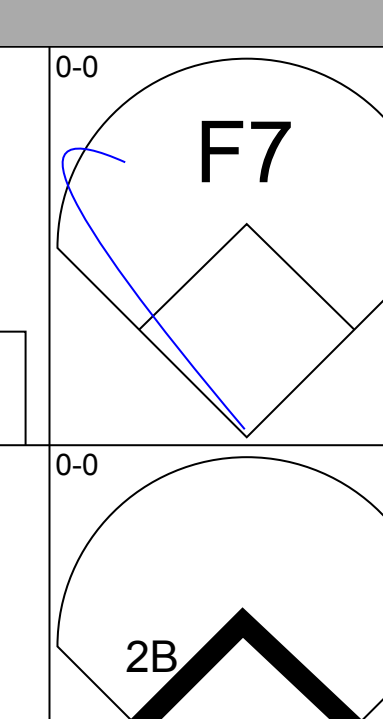
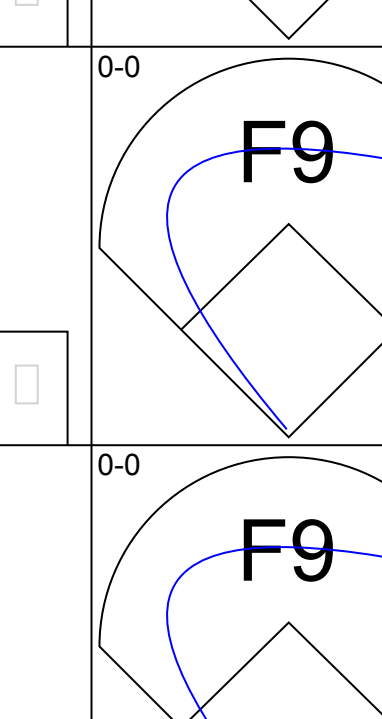
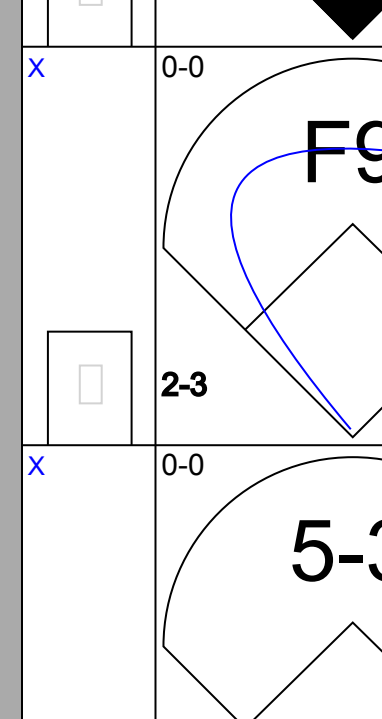
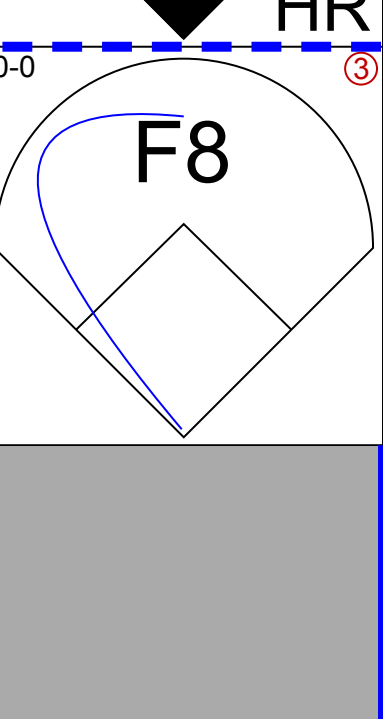
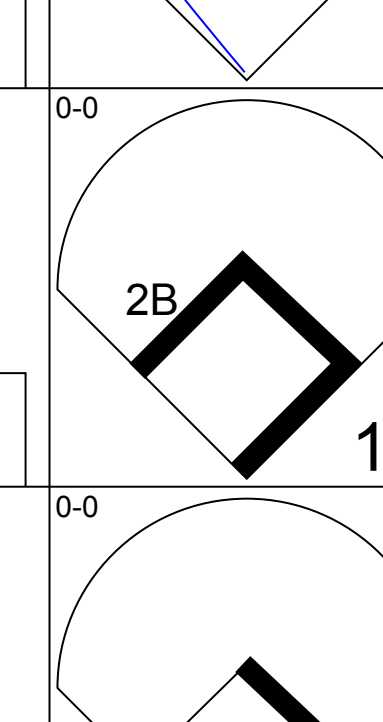
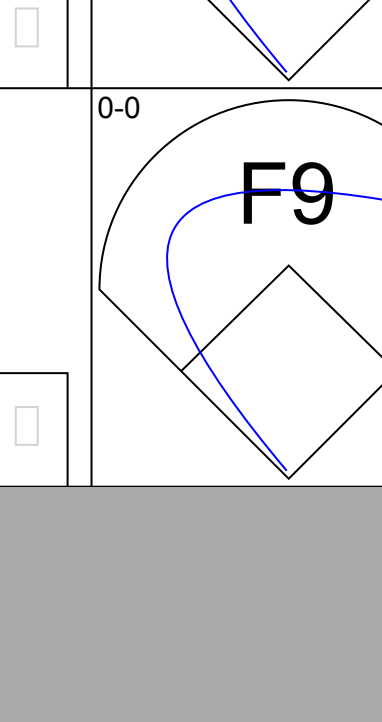
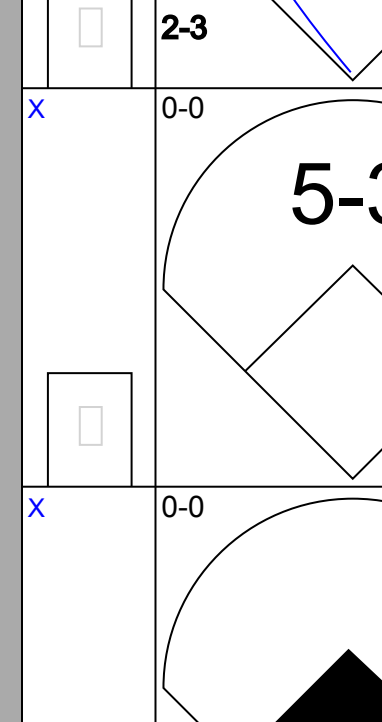
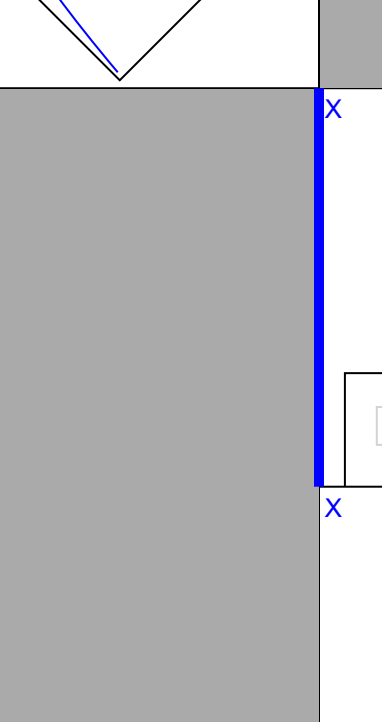
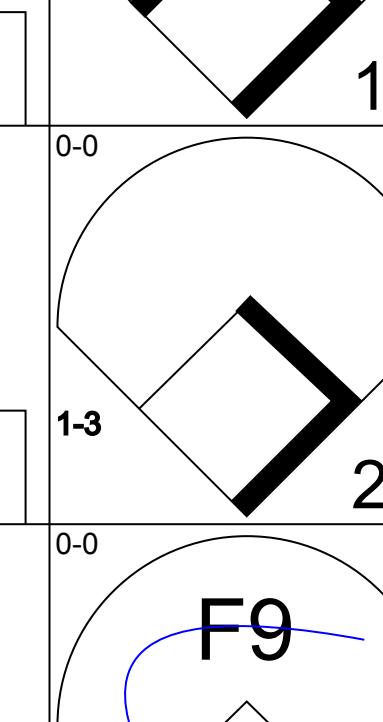
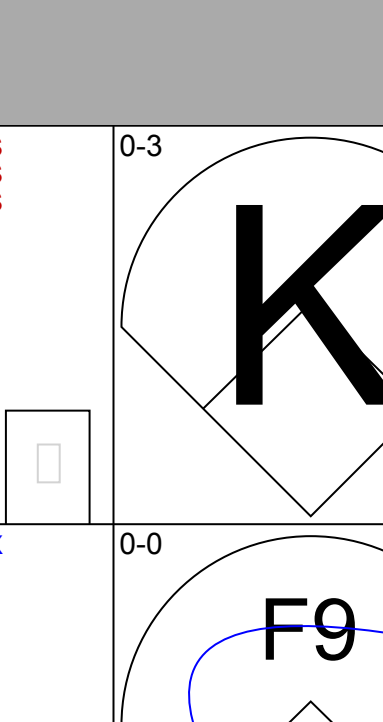

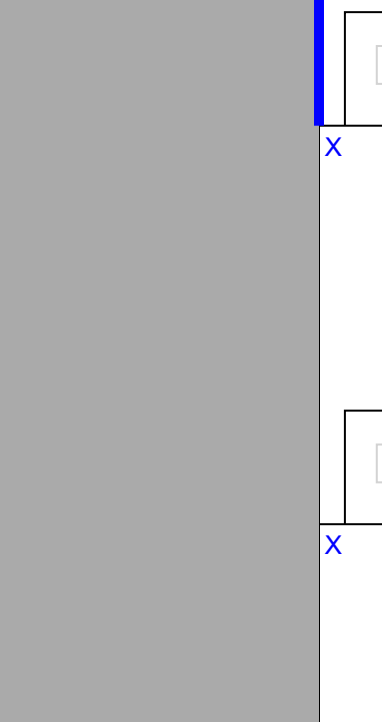
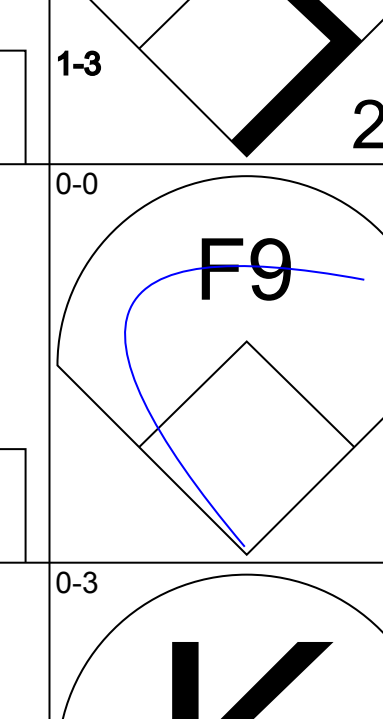
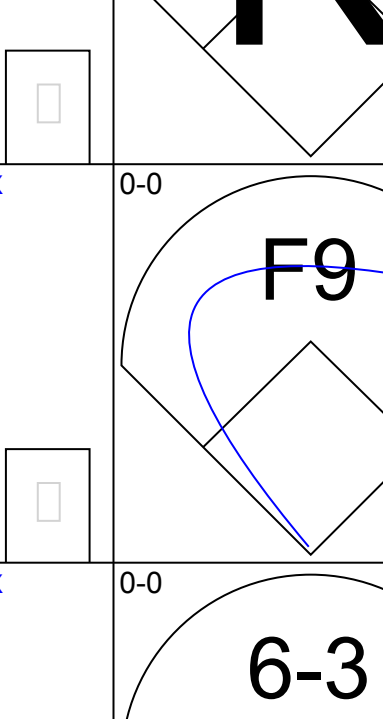


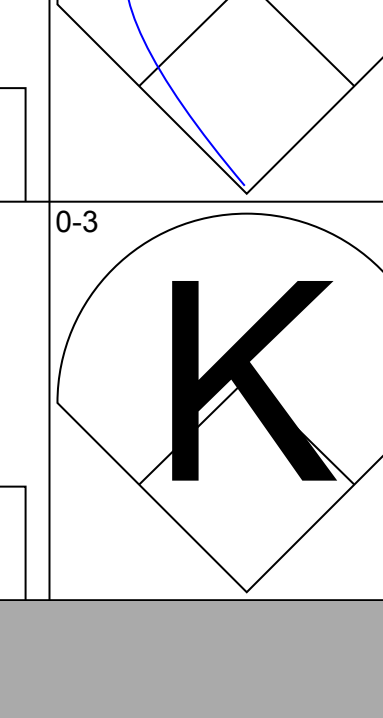
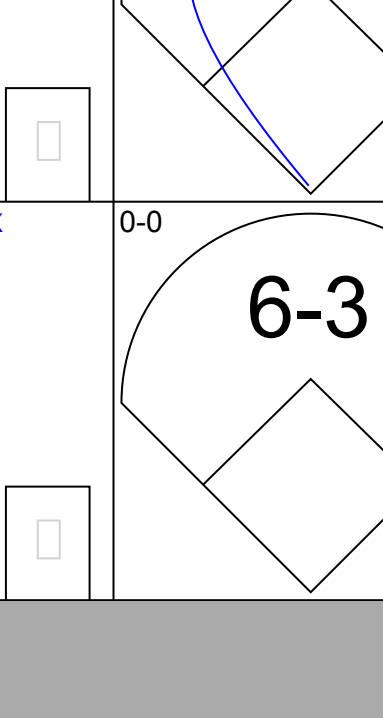
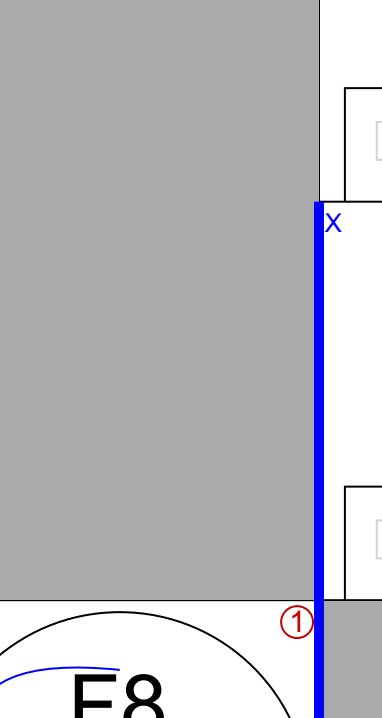
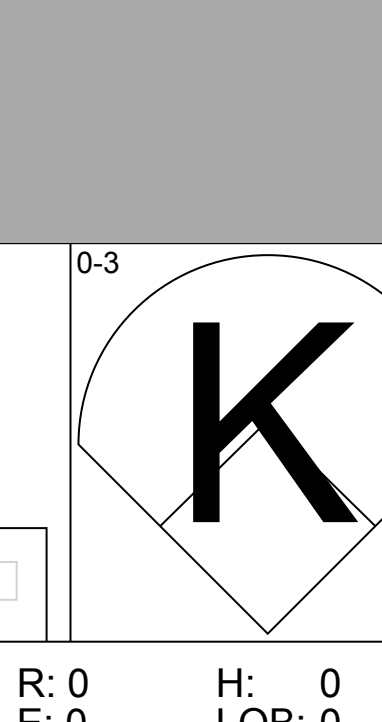
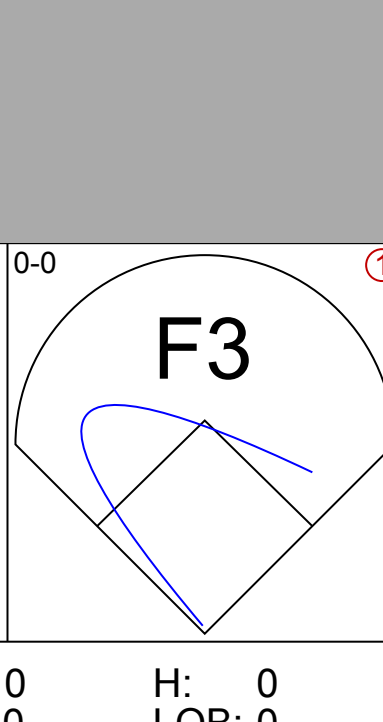
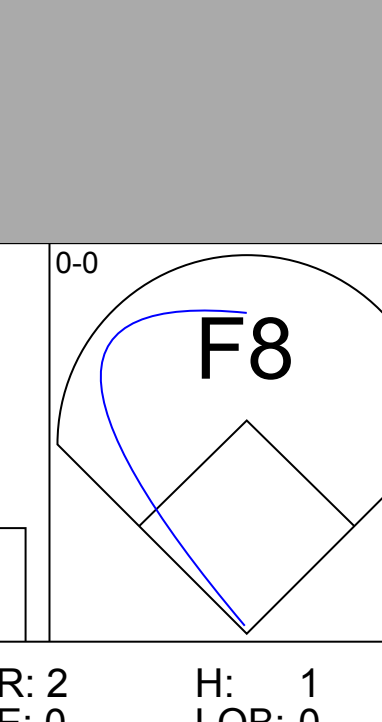


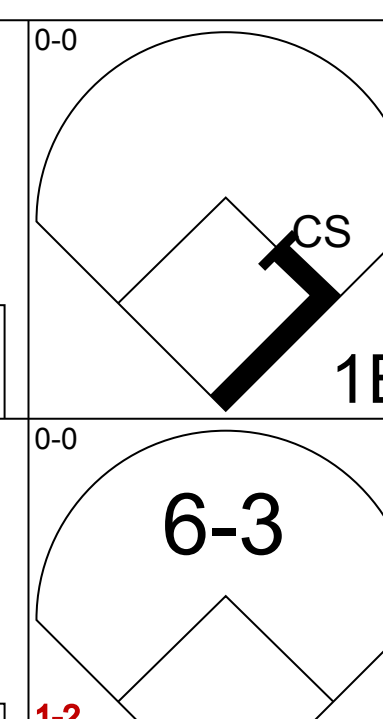
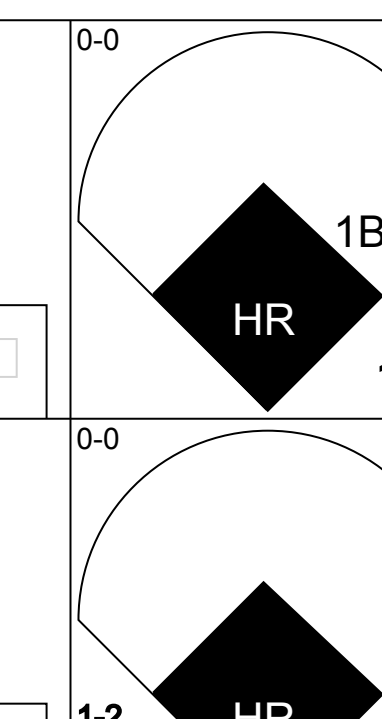
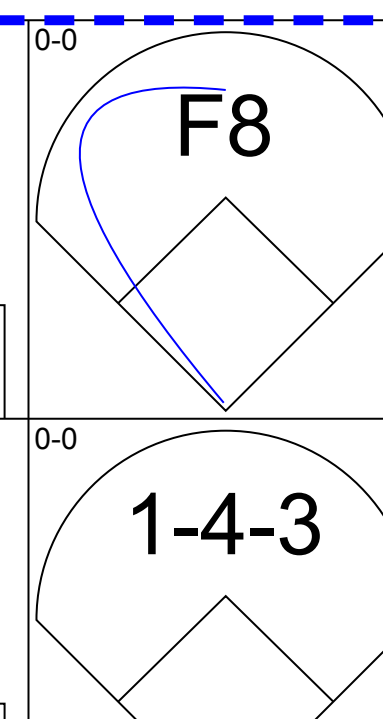
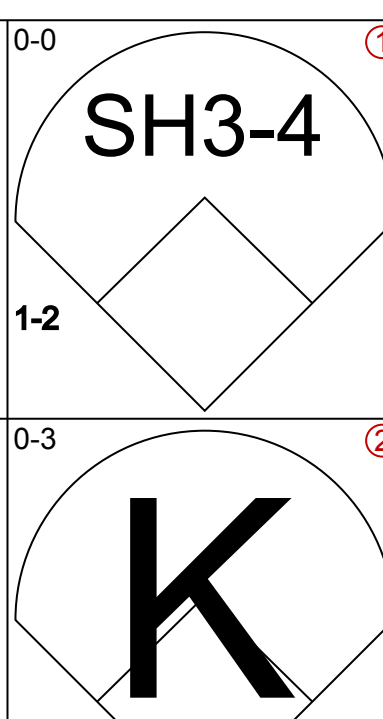
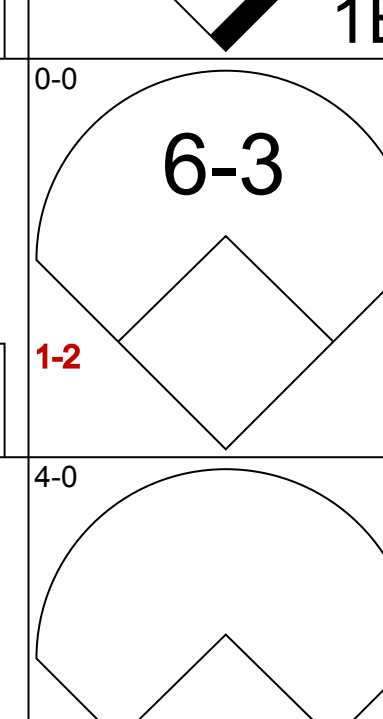
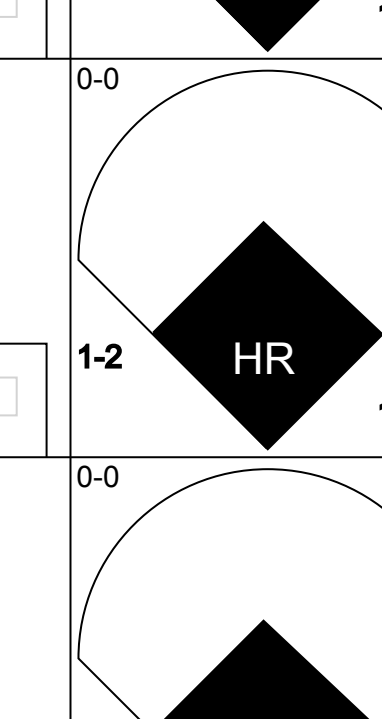

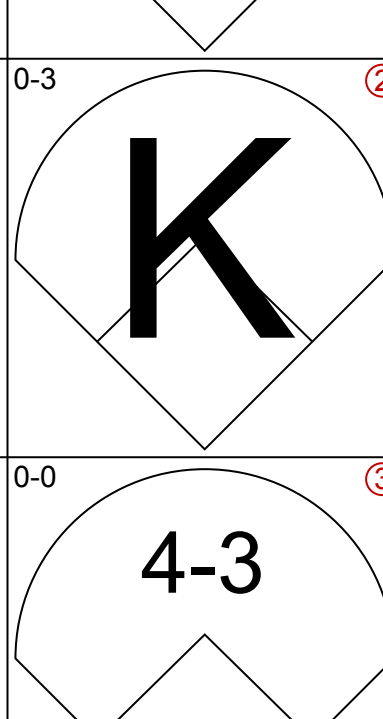
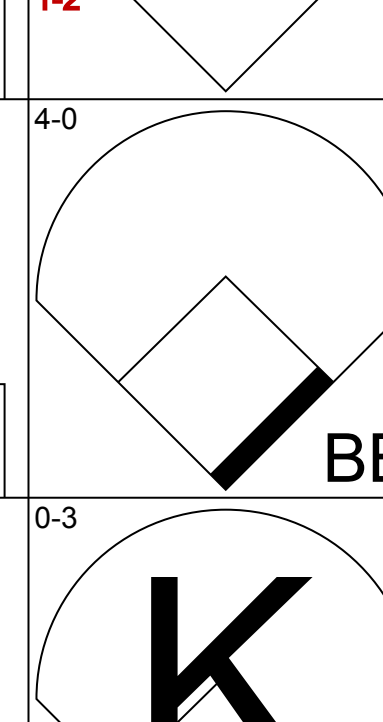
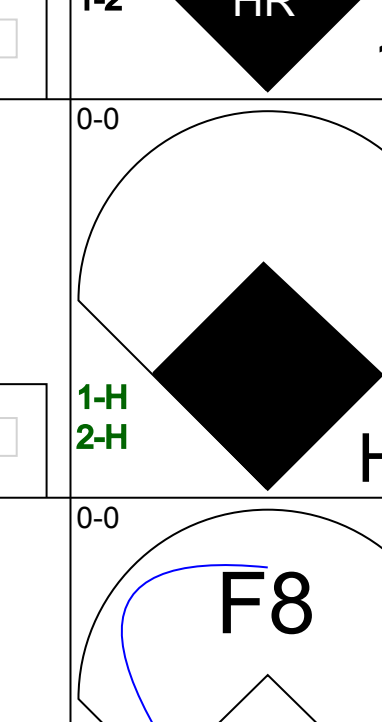
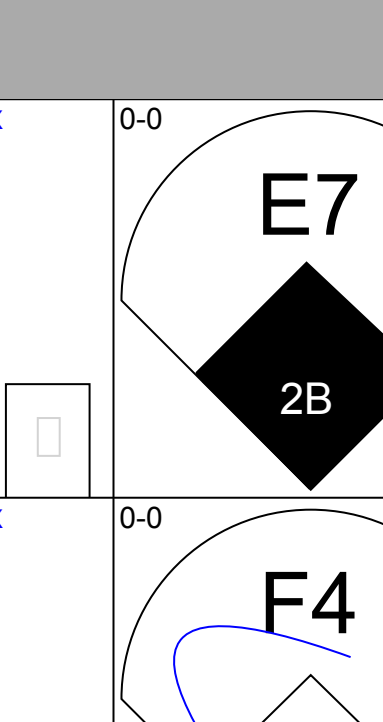
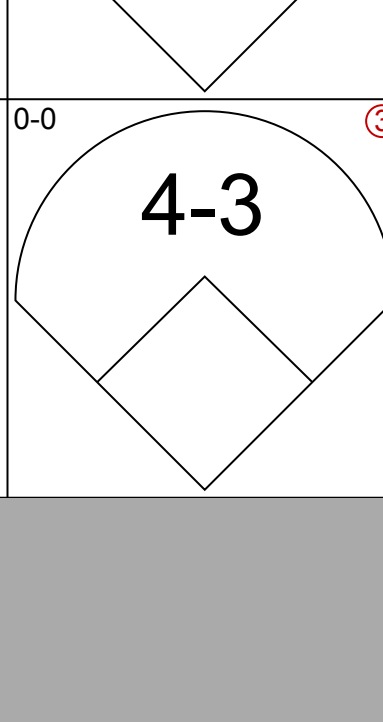
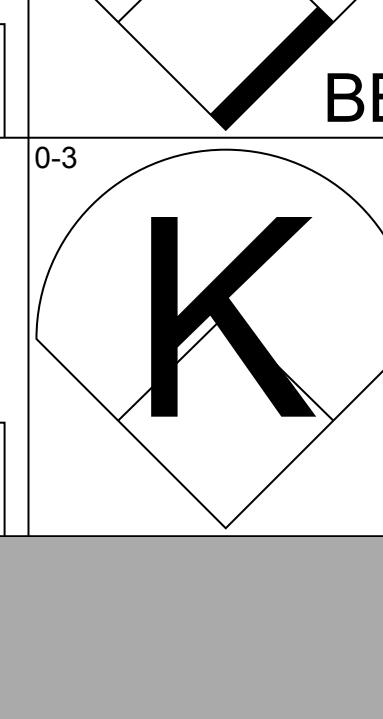
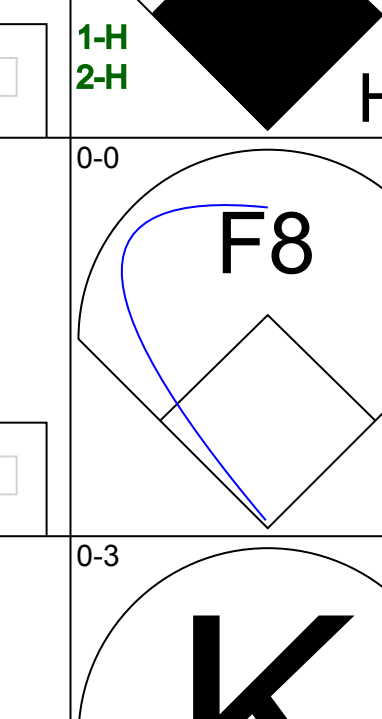
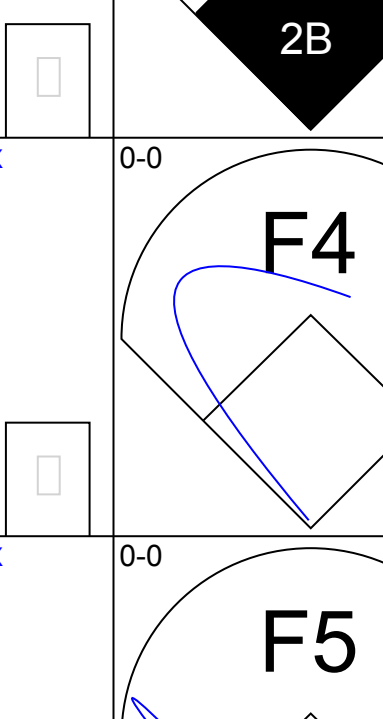
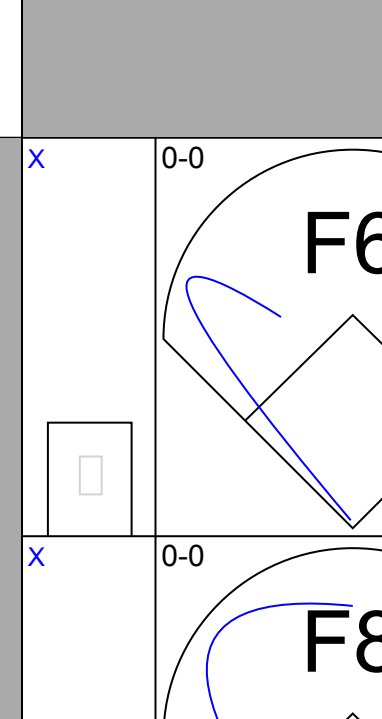
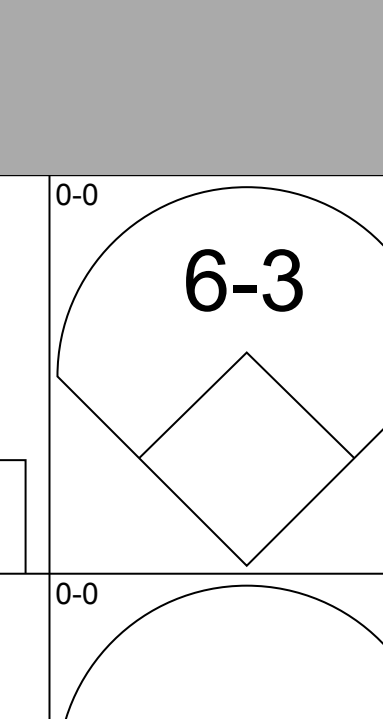
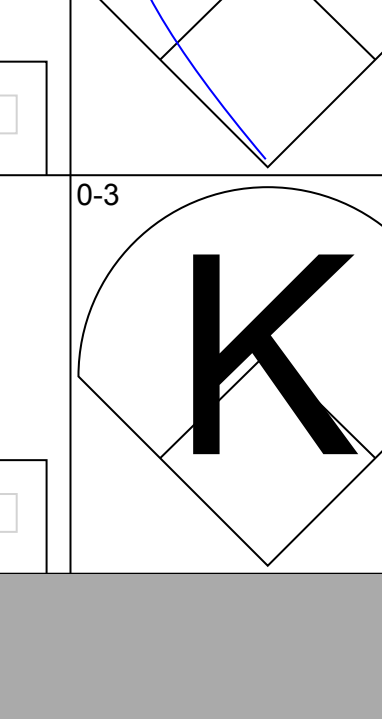
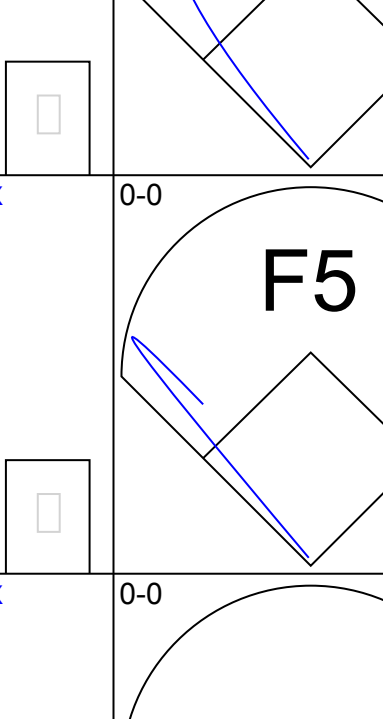
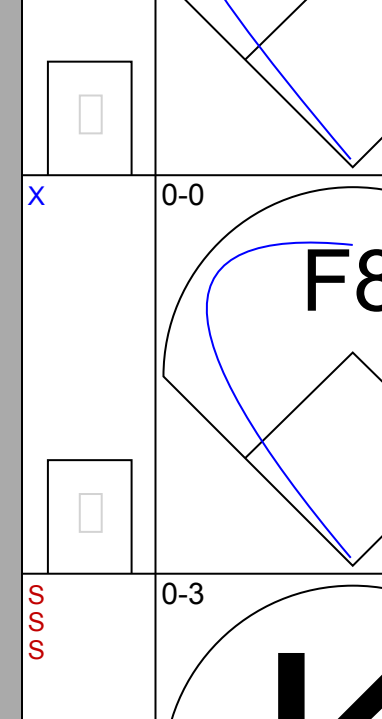
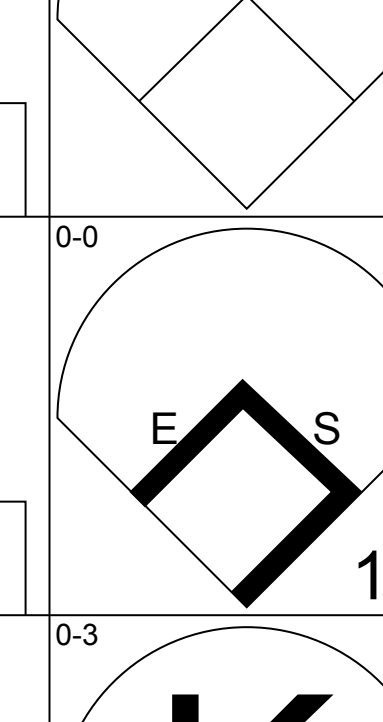
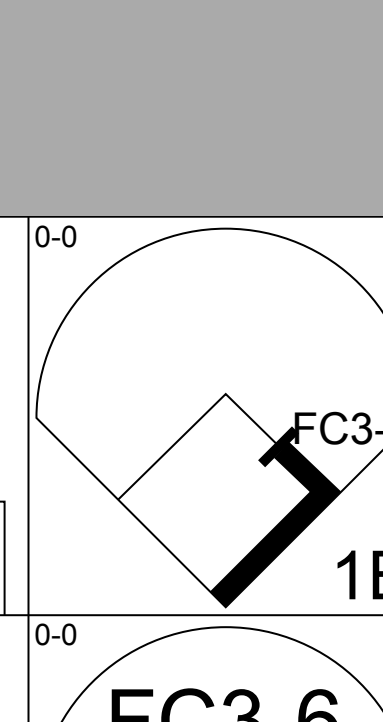
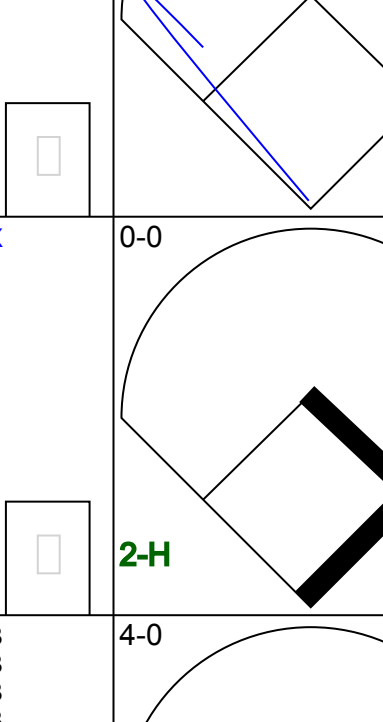
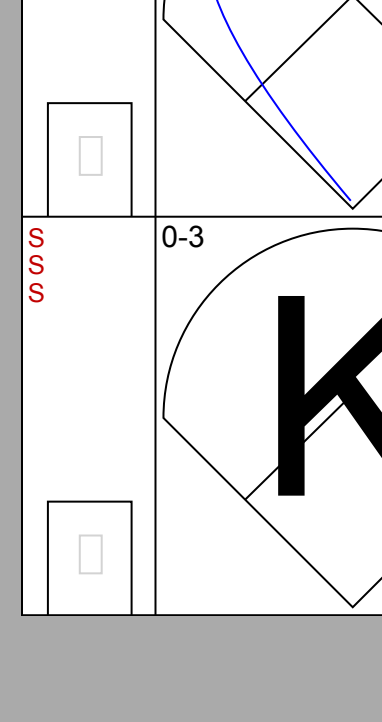
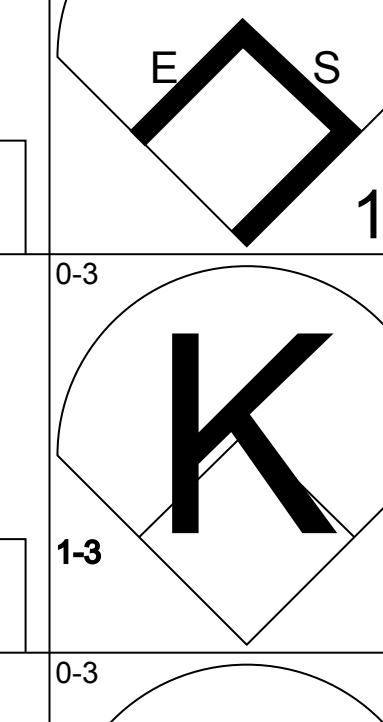
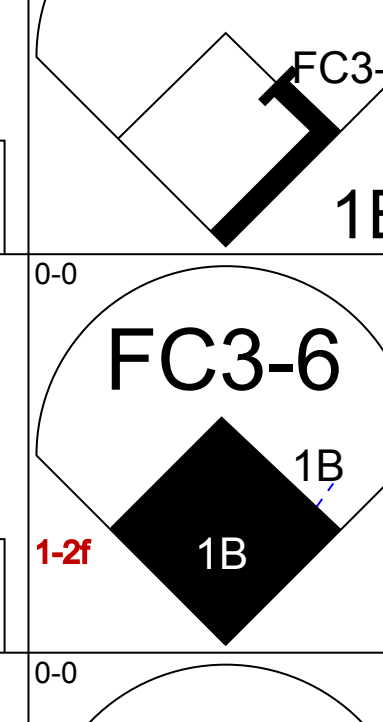
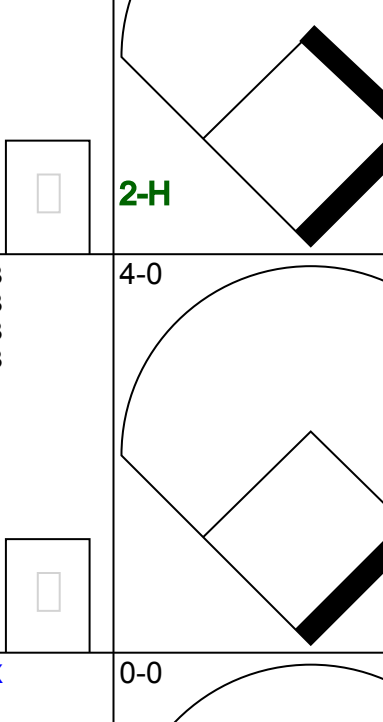
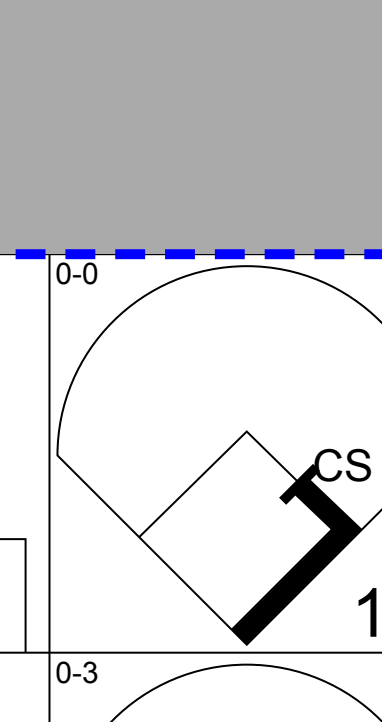
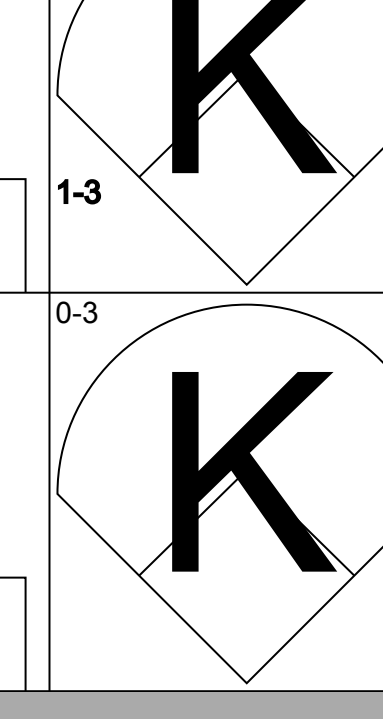
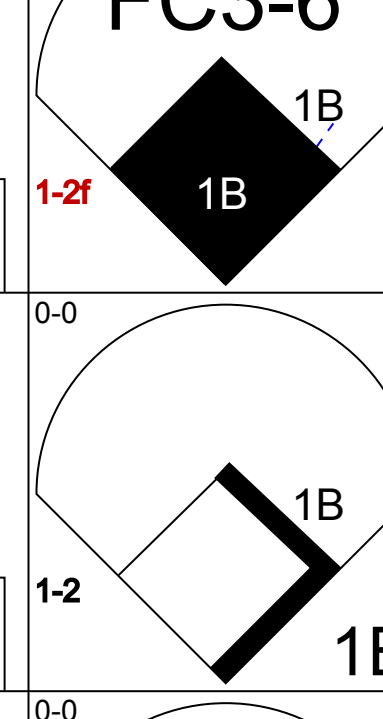
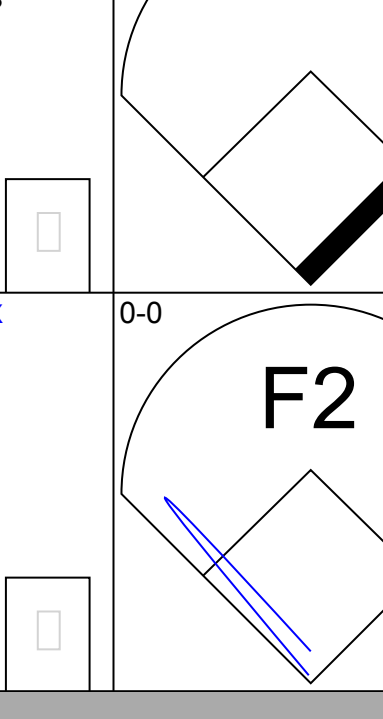
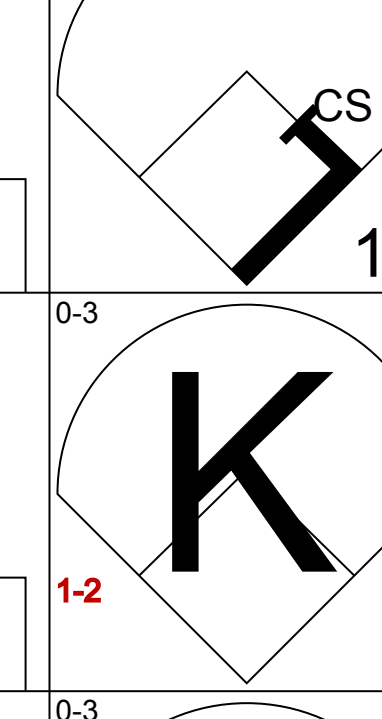
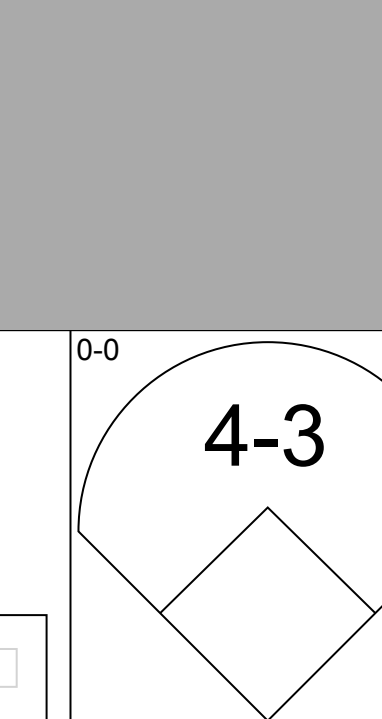
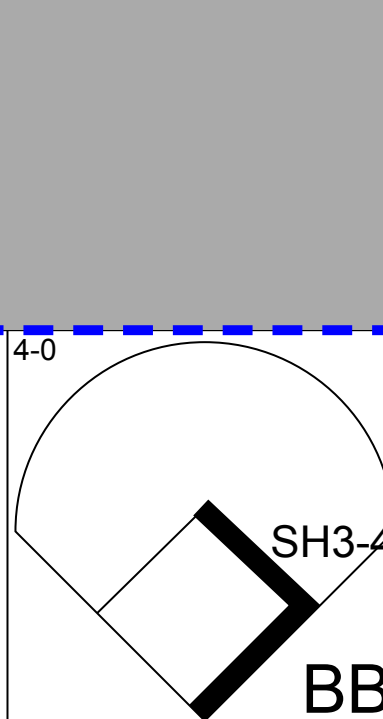
Batter	1	2	3	4	5	6	7	8	9	AB	R	H	RBI	BB	SO	LOB	BOTTOM					
Ken Hamlin, R OBP: 0.267, SLG: 0.297 (1, 4)			1-3			G6-4-3			6-3	4	0	0	0	0	1	1						
Dick Nen, L OBP: 0.293, SLG: 0.323 Ken Harrelson, R OBP: 0.314, SLG: 0.345 (7, 3)						F6				3	0	0	0	0	0	0						
1										1	1	1	0	0	0	0						
Fred Valentine, S OBP: 0.356, SLG: 0.464 (8, 7)										3	0	1	1	0	0	0						
Frank Howard, R OBP: 0.350, SLG: 0.447 Don Lock, R OBP: 0.333, SLG: 0.388 (8, 8)						F6			G5-4-3	3	0	1	0	0	0	1						
1										0	0	0	0	0	0	0						
Jim King, L OBP: 0.327, SLG: 0.384 (1, 9)									3-1	3	0	0	0	0	1	1						
Paul Casanova, R OBP: 0.276, SLG: 0.403 (1, 2)										3	0	1	0	0	0	1						
Ed Brinkman, R OBP: 0.284, SLG: 0.330 (1, 6)										3	0	1	0	0	0	2						
1										3	0	1	0	0	2							
2										2	0	0	0	0	1							
3										1	0	0	0	1	1							
4										0	0	0	0	0	0							
Tim Cullen, R OBP: 0.174, SLG: 0.182 Willie Kirkland, L OBP: 0.288, SLG: 0.333 Ken McMullen, R OBP: 0.289, SLG: 0.355 (9, 5)			1-3							2	0	0	0	0	0	1						
1										1	0	0	0	1	1							
2										0	0	0	0	0	0							
Phil Ortega, R OBP: 0.148, SLG: 0.056 (1, 1)										2	0	0	0	1	1	1						
Inning Stats	R: 0 E: 0 X: 1 S: 5	H: 0 LOB: 0 BB: 0 P: 5	R: 0 E: 0 X: 0 S: 4	H: 1 LOB: 1 BB: 0 P: 4	R: 0 E: 0 X: 1 S: 5	H: 0 LOB: 0 BB: 0 P: 5	R: 0 E: 0 X: 0 S: 3	H: 0 LOB: 0 BB: 0 P: 3	R: 0 E: 0 X: 1 S: 6	H: 1 LOB: 1 BB: 1 P: 6	R: 0 E: 0 X: 0 S: 2	H: 0 LOB: 0 BB: 1 P: 6	R: 0 E: 0 X: 0 S: 2	H: 0 LOB: 0 BB: 0 P: 3	R: 0 E: 0 X: 1 S: 6	H: 1 LOB: 1 BB: 0 P: 6	R: 1 E: 0 X: 0 S: 3	H: 2 LOB: 1 BB: 0 P: 3	1B: 4 2B: 0 3B: 1 HR: 0	SF: 0 SAC: 0 DP: 2 HBP: 1	WP: 0 PB: 0 CS: 0	PA: 30
PITCHER Blue Moon Odom, R ERA: 2.61 (1, 1)	IP: 8.1 WLS: L BF: 30	H: 5 R: 1 ER: 1 SO: 4	BB: 1 IBB: 0 HBP: 1 BLK: 0	WP: 0 HR: 0 S: 36 P: 41	ERA: 1.08 WHIP: 0.720																	

Kansas City Athletics @ Washington Senators
D.C. Stadium, Washington, DC
Sun Sep 18 1966, 3:33 AM EDT
Att: 5,135 - Unknown

AB 28
R 1
H 5
RBI 1
BB 1
SO 4
LOB 9



Batter	1	2	3	4	5	6	7	8	9	AB	R	H	RBI	BB	SO	LOB	TOP		
Buddy Bradford, R OBP: 0.200, SLG: 0.111 (1, 9)										4	0	0	0	0	1	0	Chicago White Sox @ Washington Senators D.C. Stadium, Washington, DC Fri Sep 23 1966, 7:05 PM EDT Att: 2,978 - Unknown livebaseballscores.com		
Don Buford, S OBP: 0.328, SLG: 0.353 (1, 5)								 BB		3	1	0	0	1	1	0			
Tommie Agee, R OBP: 0.325, SLG: 0.450 (1, 8)							 2B	 1-H		4	2	2	2	0	1	0			
Bill Skowron, R OBP: 0.308, SLG: 0.360 (1, 3)						 2-3				4	0	0	0	0	0	1			
Duane Josephson, R OBP: 0.389, SLG: 0.412 (1, 2)		 1B								3	0	1	0	0	0	1			
Smoky Burgess, L OBP: 0.408, SLG: 0.391 (9, PH)										1	0	1	0	0	0	0			
Ed Stroud, L OBP: 0.238, SLG: 0.300 (9, PR)										0	0	0	0	0	0	0			
Ken Berry, R OBP: 0.309, SLG: 0.382 (1, 7)		 2B								4	1	2	1	0	1	1			
Jerry Adair, R OBP: 0.290, SLG: 0.345 (1, 6)										4	0	1	1	0	0	3			
Al Weis, S OBP: 0.223, SLG: 0.176 (7, PH)										2	0	0	0	0	1	2			
John Romano, R OBP: 0.345, SLG: 0.407 (7, 4)										1	0	0	0	0	0	1			
Mary Staehle, L OBP: 0.250, SLG: 0.250 (9, PH)										0	0	0	0	0	0	0			
Tom McCraw, L OBP: 0.283, SLG: 0.335 (9, PH)										1	0	0	0	0	0	1			
Tommy John, R OBP: 0.171, SLG: 0.239 (4, 1)										1	0	0	0	0	0	0			
John Suzhardt, R OBP: 0.186, SLG: 0.119 (6, PH)										0	0	0	0	0	0	0			
Dick Kernworthy, R OBP: 0.124, SLG: 0.114 (6, 1)										0	0	0	0	0	0	0			
Dennis Higgins, R OBP: 0.142, SLG: 0.114 (8, PH)										0	0	0	0	0	0	0			
Jim Hicks, R OBP: 0.142, SLG: 0.114 (8, PH)										0	0	0	0	0	0	0			
Jack Lamabe, R OBP: 0.107, SLG: 0.029 (8, 1)										0	0	0	0	0	0	0			
Inning Stats	R: 0 E: 0 K: 2 S: 7	H: 0 LOB: 0 BB: 0 P: 7	R: 0 E: 0 K: 1 S: 7	H: 2 LOB: 2 BB: 0 P: 7	R: 0 E: 0 K: 2 S: 7	H: 0 LOB: 0 BB: 0 P: 7	R: 0 E: 0 K: 0 S: 3	H: 0 LOB: 0 BB: 0 P: 3	R: 0 E: 0 K: 1 S: 5	H: 0 LOB: 0 BB: 0 P: 5	R: 2 E: 0 K: 0 S: 6	H: 3 LOB: 1 BB: 0 P: 6	R: 2 E: 0 K: 0 S: 4	H: 1 LOB: 0 BB: 1 P: 8	R: 0 E: 0 K: 0 S: 4	H: 1 LOB: 1 BB: 0 P: 4	1B: 1 2B: 5 3B: 0 HR: 1	SF: 0 SAC: 0 DP: 0 HBP: 0	WP: 0 PA: 35 PB: 0 SB: 0 CS: 0
PITCHER	IP WLS BF H R ER SO BB IBB HBP BLK WP HR S P ERA WHIP																		
Pete Richert, L ERA: 3.37 (1, 1)	7.2 W 30 6 4 4 6 1 0 0 0 0 1 41 45 4.70 0.913																		
Ron Kline, R ERA: 2.44 (8, 1)	1.1 S 5 1 0 0 0 0 0 0 0 0 0 0 5 5 0.00 0.750																		

Batter	1	2	3	4	5	6	7	8	9	AB	R	H	RBI	BB	SO	LOB	BOTTOM			
Ed Brinkman, R OBP: 0.266, SLG: 0.332 (1, 6)	 1B		 1B			 1-2				3	1	2	0	0	0	2	Chicago White Sox @ Washington Senators D.C. Stadium, Washington, DC Fri Sep 23 1966, 7:05 PM EDT Att: 2,978 - Unknown livebaseballscores.com			
Ken McMullen, R OBP: 0.285, SLG: 0.354 (1, 5)	 1-2		 1B							4	1	1	0	0	1	4				
Hank Allen, R OBP: 0.429, SLG: 0.545 (1, 7)			 1-H 2-H		 2B					3	2	2	3	1	0	1				
Fred Valentine, S OBP: 0.354, SLG: 0.460 (1, 9) (6, 8)										4	0	0	0	0	1	2				
Don Lock, R OBP: 0.331, SLG: 0.386 (5, PH)										2	0	0	0	0	1	0				
Willie Kirkland, L OBP: 0.263, SLG: 0.329 (6, 9)										2	0	0	0	0	0	1				
Ken Harrelson, R OBP: 0.317, SLG: 0.350 (1, 3)		 S 1B		 1B	 2-H					4	0	3	1	0	1	0				
Paul Casanova, R OBP: 0.278, SLG: 0.402 (1, 2)		 1-3		 1B			 1B			3	1	1	0	1	1	2				
Tim Cullen, R OBP: 0.185, SLG: 0.192 (1, 4)				 1-2			 1-2			4	0	1	0	0	2	4				
Pete Richert, L OBP: 0.191, SLG: 0.244 (1, 1)								 BB		2	0	1	1	1	0	0				
Ron Kline, R OBP: 0.333, SLG: 0.200 (8, 1)										1	0	0	0	0	1	0				
Inning Stats	R: 0 E: 0 K: 1 S: 5	H: 1 LOB: 1 BB: 1 P: 9	R: 0 E: 0 K: 2 S: 8	H: 1 LOB: 0 BB: 0 P: 8	R: 3 E: 0 K: 1 S: 8	H: 3 LOB: 0 BB: 0 P: 8	R: 1 E: 0 K: 0 S: 6	H: 3 LOB: 2 BB: 0 P: 6	R: 1 E: 0 K: 0 S: 5	H: 2 LOB: 1 BB: 1 P: 9	R: 0 E: 0 K: 1 S: 5	H: 0 LOB: 0 BB: 1 P: 5	R: 0 E: 0 K: 2 S: 7	H: 1 LOB: 0 BB: 0 P: 7	R: 0 E: 0 K: 0 S: 4	H: 0 LOB: 0 BB: 0 P: 4		1B: 9 2B: 1 3B: 0 HR: 1	SF: 0 SAC: 1 DP: 0 HBP: 0	WP: 0 PA: 36 PB: 0 SB: 1 CS: 2
PITCHER	IP WLS BF H R ER SO BB IBB HBP BLK WP HR S P ERA WHIP																			
Tommy John, L ERA: 2.65 (1, 1)	3.1 L 18 8 4 4 4 1 0 0 0 0 0 25 29 10.80 2.700																			
John Buzhardt, R ERA: 3.94 (4, 1)	1.2 8 2 1 0 0 1 0 0 0 0 0 7 11 0.00 1.800																			
Dennis Higgins, R ERA: 2.52 (6, 1)	2.0 7 0 0 0 0 2 1 0 0 0 0 0 10 14 0.00 0.500																			
Jack Lamabe, R ERA: 3.77 (8, 1)	1.0 3 1 0 0 0 2 0 0 0 0 0 0 7 7 0.00 1.000																			

Batter	1	2	3	4	5	6	7	8	9	AB	R	H	RBI	BB	SO	LOB	TOP				
Ken Berry, R OBP: 0.307, SLG: 0.378 (1, 7)										4	1	0	1	0	1	3	Chicago White Sox @ Washington Senators D.C. Stadium, Washington, DC Sat Sep 24 1966, 3:33 AM EDT Att: 2,418 - Unknown livebaseballscorecards.com				
Don Buford, S OBP: 0.327, SLG: 0.352 (1, 5)										5	1	1	1	0	0	4					
Tommie Agee, R OBP: 0.327, SLG: 0.450 (1, 8)										4	0	2	1	1	1	1					
Bill Skowron, R OBP: 0.306, SLG: 0.356 (1, 3)										3	0	0	0	0	1	2					
Tom McCraw, L OBP: 0.296, SLG: 0.337 (5, 3)										1	0	1	1	1	0	0					
Jerry Adair, R OBP: 0.287, SLG: 0.341 (1, 6)										5	0	0	0	0	1	5					
Duane Josephson, R OBP: 0.348, SLG: 0.364 (1, 2)										5	1	1	0	0	1	6					
Buddy Bradford, R OBP: 0.200, SLG: 0.143 (1, 9)										5	1	1	0	0	0	3					
Al Weis, S OBP: 0.223, SLG: 0.178 (1, 4)										4	1	1	1	0	1	1					
Bruce Howard, S OBP: 0.180, SLG: 0.093 (1, 1)										1	0	1	1	0	0	0					
Juan Pizarro, L OBP: 0.165, SLG: 0.200 (2, 1)										2	1	2	0	0	0	0					
Hoyt Wilhelm, R (9, 1)										0	0	0	0	0	0	0					
Inning Stats	R: 0 E: 0 K: 1 S: 5	H: 0 LOB: 1 BB: 1 P: 9	R: 2 E: 1 K: 0 S: 7	H: 3 LOB: 2 BB: 0 P: 7	R: 0 E: 0 K: 2 S: 8	H: 1 LOB: 1 BB: 0 P: 8	R: 1 E: 1 K: 0 S: 5	H: 1 LOB: 1 BB: 0 P: 5	R: 0 E: 0 K: 1 S: 5	H: 0 LOB: 0 BB: 0 P: 5	R: 0 E: 0 K: 1 S: 5	H: 0 LOB: 0 BB: 0 P: 5	R: 2 E: 3 K: 0 S: 6	H: 2 LOB: 2 BB: 1 P: 10	R: 0 E: 0 K: 0 S: 4	H: 1 LOB: 2 BB: 0 P: 4	R: 1 E: 1 K: 1 S: 8	H: 2 LOB: 2 BB: 0 P: 8	1B: 8 2B: 2 3B: 0 HR: 0	SF: 0 SAC: 2 DP: 1 HBP: 0	WP: 0 PA: 43 SB: 0 CS: 1
PITCHER	IP	WLS	BF	H	R	ER	SO	BB	IBB	HBP	BLK	WP	HR	S	P	ERA	WHIP				
Mike McCormick, L ERA: 3.51 (1, 1)	3.1	L	18	5	3	2	3	1	0	0	0	0	0	23	27	5.40	1.800				
Bob Humphreys, R ERA: 2.52 (4, 1)	1.2		5	0	0	0	1	0	0	0	0	0	0	7	7	0.00	0.000				
Pete Craig, R ERA: 4.5 (6, 1)	2.0		10	2	2	1	1	0	1	0	0	0	0	11	15	4.50	1.000				
Dave Baldwin, R ERA: 4.5 (8, 1)	2.0		10	3	1	1	1	0	0	0	0	0	0	12	12	4.50	1.500				

Batter	1	2	3	4	5	6	7	8	9	AB	R	H	RBI	BB	SO	LOB	BOTTOM				
Ed Brinkman, R OBP: 0.267, SLG: 0.333 (1, 6)										4	0	2	0	0	0	2	Chicago White Sox @ Washington Senators D.C. Stadium, Washington, DC Sat Sep 24 1966, 3:33 AM EDT Att: 2,418 - Unknown livebaseballscorecards.com				
Bob Saverine, S OBP: 0.301, SLG: 0.334 (1, 4)										4	0	0	1	0	0	3					
Fred Valentine, S OBP: 0.351, SLG: 0.457 (1, 8)										4	0	0	0	0	1	1					
Jim King, L OBP: 0.329, SLG: 0.395 (1, 9)										4	1	2	1	0	1	0					
Hank Allen, R OBP: 0.389, SLG: 0.467 (1, 7)										4	0	1	0	0	1	0					
Ken Harrelson, R OBP: 0.319, SLG: 0.350 (1, 3)										3	0	1	0	1	1	2					
Ken McMullen, R OBP: 0.289, SLG: 0.354 (1, 5)										3	0	1	0	0	1	2					
Willie Kirkland, L OBP: 0.261, SLG: 0.327 (9, PH)										1	0	0	0	0	0	1					
Paul Casanova, R OBP: 0.278, SLG: 0.402 (1, 2)										3	1	1	0	0	2	2					
Dick Phillips, L OBP: 0.251, SLG: 0.167 (9, PH)										1	0	0	0	0	0	1					
Mike McCormick, L OBP: 0.246, SLG: 0.300 (1, 1)										0	0	0	0	0	0	0					
Bob Humphreys, R OBP: 0.333, SLG: 0.167 (4, 1)										0	0	0	0	0	0	0					
Frank Howard, R OBP: 0.346, SLG: 0.447 (5, PH)										1	0	0	0	0	0	1					
Pete Richter, R OBP: 0.167, SLG: 0.244 (5, PH)										0	0	0	0	0	0	0					
Pete Craig, L (6, 1)										0	0	0	0	0	0	0					
Ken Hamlin, R OBP: 0.272, SLG: 0.297 (7, PH)										0	0	0	0	1	0	0					
Dave Baldwin, R (8, 1)										0	0	0	0	0	0	0					
Bob Chance, L OBP: 0.260, SLG: 0.281 (9, PH)										1	0	0	0	0	0	1					
Inning Stats	R: 0 E: 0 K: 0 S: 3	H: 0 LOB: 0 BB: 0 P: 3	R: 0 E: 0 K: 0 S: 4	H: 2 LOB: 1 BB: 0 P: 4	R: 1 E: 1 K: 0 S: 5	H: 2 LOB: 1 BB: 0 P: 5	R: 0 E: 0 K: 2 S: 7	H: 0 LOB: 0 BB: 0 P: 7	R: 0 E: 0 K: 1 S: 7	H: 2 LOB: 2 BB: 0 P: 7	R: 0 E: 0 K: 2 S: 7	H: 0 LOB: 0 BB: 0 P: 7	R: 0 E: 0 K: 2 S: 7	H: 0 LOB: 2 BB: 2 P: 15	R: 1 E: 0 K: 0 S: 4	H: 1 LOB: 1 BB: 0 P: 4	R: 0 E: 0 K: 0 S: 4	H: 1 LOB: 1 BB: 0 P: 4	1B: 7 2B: 0 3B: 0 HR: 1	SF: 0 SAC: 1 DP: 1 HBP: 0	WP: 0 PA: 36 SB: 0 CS: 0
PITCHER	IP	WLS	BF	H	R	ER	SO	BB	IBB	HBP	BLK	WP	HR	S	P	ERA	WHIP				
Bruce Howard, R ERA: 2.3 (1, 1)	1.0		4	1	0	0	0	0	0	0	0	0	0	4	4	0.00	1.000				
Juan Pizarro, L ERA: 3.75 (2, 1)	7.0	W	29	7	2	2	7	2	0	0	0	0	1	41	49	2.57	1.286				
Hoyt Wilhelm, R ERA: 1.48 (9, 1)	1.0	S	3	0	0	0	0	0	0	0	0	0	0	3	3	0.00	0.000				

Batter	1	2	3	4	5	6	7	8	9	AB	R	H	RBI	BB	SO	LOB	TOP								
Ed Stroud, L OBP: 0.269, SLG: 0.320 (1, 7)										5	1	2	0	0	0	2									
Don Buford, S OBP: 0.328, SLG: 0.358 (1, 5)										4	2	2	2	0	0	1									
Tommie Agee, R OBP: 0.327, SLG: 0.449 (1, 8)										4	0	1	0	0	0	3									
Bill Skowron, R OBP: 0.308, SLG: 0.361 (8, PR)										4	0	2	1	0	0	1									
Floyd Robinson, L OBP: 0.330, SLG: 0.325 (8, 9)										0	0	0	0	0	0	0									
Tom McCraw, L OBP: 0.286, SLG: 0.334 (8, 3)										3	0	0	1	0	2	2									
Jerry Adair, R OBP: 0.287, SLG: 0.340 (1, 6)										4	0	1	0	0	0	2									
J.C. Martin, L OBP: 0.364 (6, PR)										3	0	1	0	0	0	3									
Wayne Causey, L OBP: 0.319, SLG: 0.286 (6, 4)										1	0	0	0	0	1										
Al Weis, S OBP: 0.226, SLG: 0.181 (6, PH)										2	0	1	0	0	1	0									
John Romano, R OBP: 0.344, SLG: 0.405 (6, 2)										2	0	0	0	0	1	1									
Jack Lamabe, R OBP: 0.083, SLG: 0.057 (3, 1)										1	1	1	0	0	0	0									
John Buzhardt, R OBP: 0.156, SLG: 0.116 (7, PH)										1	0	0	0	0	1	1									
Dick Kenworthy, R OBP: 0.214, SLG: 0.214 (7, 1)										1	0	1	0	0	0	0									
Greg Bollo, R OBP: 0.287, SLG: 0.385 (9, PH)										1	0	0	0	0	0	0									
Smoky Burgess, L OBP: 0.303, SLG: 0.385 (9, PH)										1	0	0	0	0	0	0									
Inning Stats	R: 2 E: 1 K: 0 S: 7	H: 4 LOB: 2 BB: 0 P: 7	R: 2 E: 0 K: 1 S: 7	H: 2 LOB: 0 BB: 0 P: 7	R: 0 E: 0 K: 1 S: 5	H: 0 LOB: 0 BB: 0 P: 5	R: 0 E: 0 K: 1 S: 6	H: 2 LOB: 1 BB: 0 P: 6	R: 0 E: 0 K: 0 S: 3	H: 1 LOB: 1 BB: 0 P: 3	R: 0 E: 0 K: 1 S: 5	H: 1 LOB: 1 BB: 0 P: 6	R: 0 E: 0 K: 0 S: 4	H: 1 LOB: 1 BB: 0 P: 4	R: 0 E: 0 K: 1 S: 6	H: 1 LOB: 1 BB: 0 P: 6	R: 0 E: 0 K: 0 S: 3	H: 0 LOB: 0 BB: 0 P: 3	1B: 10 2B: 1 3B: 0 HR: 1	SF: 0 SAC: 0 DP: 2 HBP: 1	WP: 0 PB: 1 SB: 0 CS: 2	PA: 38			
PITCHER	IP	WLS	BF	H	R	ER	SO	BB	IBB	HBP	BLK	WP	HR	S	P	ERA	WHIP								
Phil Ortega, R ERA: 3.92 (1, 1)	2.0		12	6	4	3	1	0	0	0	0	0	1	14	14	13.50	3.000								
Dick Lines, L ERA: 2.39 (3, 1)	5.1	W	20	6	0	0	4	0	0	1	0	0	0	27	28	0.00	1.125								
Ron Kline, R ERA: 2.39 (8, 1)	1.2	S	5	0	0	0	0	0	0	0	0	0	0	5	5	0.00	0.000								

Chicago White Sox @ Washington Senators
D.C. Stadium, Washington, DC
Sun Sep 25 1966, 3:33 AM EDT
Unknown

AB 36
R 4
H 12
RBI 4
BB 0
SO 5
LOB 17



Batter	1	2	3	4	5	6	7	8	9	AB	R	H	RBI	BB	SO	LOB	BOTTOM								
Ed Brinkman, R OBP: 0.267, SLG: 0.332 (1, 6)										5	0	1	0	0	0	0									
Bob Saverine, S OBP: 0.301, SLG: 0.334 (1, 4)										0	0	0	0	0	0	0									
Tim Cullen, R OBP: 0.258, SLG: 0.267 (1, 4)										4	3	3	0	0	0	1									
Fred Valentine, S OBP: 0.352, SLG: 0.457 (1, 8)										4	1	2	0	0	0	2									
Jim King, L OBP: 0.331, SLG: 0.407 (1, 9)										4	1	2	2	0	0	3									
Hank Allen, R OBP: 0.500, SLG: 0.579 (1, 7)										4	0	4	2	0	0	0									
Ken Harrelson, R OBP: 0.318, SLG: 0.349 (1, 3)										4	0	1	1	0	0	5									
Ken McMullen, R OBP: 0.289, SLG: 0.353 (1, 5)										4	1	1	0	0	0	6									
Paul Casanova, R OBP: 0.278, SLG: 0.400 (1, 2)										4	0	1	0	0	0	0									
Phil Ortega, R OBP: 0.148, SLG: 0.056 (1, 1)										0	0	0	0	0	0	0									
Dick Phillips, L OBP: 0.225, SLG: 0.162 (2, PH)										1	0	0	0	0	0	1									
Dick Lines, R (3, 1)										2	0	0	0	0	1	0									
Ron Kline, R OBP: 0.286, SLG: 0.167 (8, 1)										1	0	0	0	0	1	0									
Inning Stats	R: 2 E: 0 K: 0 S: 6	H: 3 LOB: 1 BB: 0 P: 6	R: 1 E: 0 K: 0 S: 4	H: 2 LOB: 0 BB: 0 P: 4	R: 1 E: 0 K: 0 S: 6	H: 3 LOB: 0 BB: 0 P: 6	R: 0 E: 0 K: 1 S: 5	H: 0 LOB: 0 BB: 0 P: 5	R: 2 E: 0 K: 0 S: 6	H: 4 LOB: 1 BB: 0 P: 6	R: 0 E: 0 K: 0 S: 4	H: 1 LOB: 1 BB: 0 P: 4	R: 0 E: 0 K: 0 S: 5	H: 2 LOB: 2 BB: 0 P: 5	R: 0 E: 0 K: 1 S: 5	H: 0 LOB: 0 BB: 0 P: 5	R: 0 E: 0 K: 0 S: 5	H: 0 LOB: 0 BB: 0 P: 5	1B: 14 2B: 0 3B: 0 HR: 1	SF: 0 SAC: 0 DP: 2 HBP: 0	WP: 0 PB: 0 SB: 0 CS: 0	PA: 37			
PITCHER	IP	WLS	BF	H	R	ER	SO	BB	IBB	HBP	BLK	WP	HR	S	P	ERA	WHIP								
Jack Lamabe, R ERA: 4.0 (1, 1)	2.1		14	8	4	4	0	0	0	0	0	0	0	14	14	15.43	3.429								
John Buzhardt, R ERA: 3.96 (3, 1)	3.2	L	15	5	2	2	1	0	0	0	0	0	0	17	17	4.91	1.364								
Greg Bollo, R ERA: 3.0 (7, 1)	2.0		8	2	0	0	1	0	0	0	0	0	0	10	10	0.00	1.000								

Chicago White Sox @ Washington Senators
D.C. Stadium, Washington, DC
Sun Sep 25 1966, 3:33 AM EDT
Unknown

AB 37
R 6
H 15
RBI 5
BB 0
SO 2
LOB 18



Batter	1	2	3	4	5	6	7	8	9	10	11	AB	R	H	RBI	BB	SO	LOB	TOP						
Ken Berry, R OBP: 0.308, SLG: 0.381 (1, 7)												5	1	2	0	0	0	4							
Buddy Bradford, R OBP: 0.200, SLG: 0.111 (1, 9)												4	0	0	0	1	0	3							
Jerry Adair, R OBP: 0.286, SLG: 0.337 (1, 6)												3	0	0	0	1	0	0							
Tommy Agee, R OBP: 0.327, SLG: 0.448 (1, 8)												4	0	1	0	0	0	2							
Duane Josephson, R OBP: 0.357, SLG: 0.370 (1, 2)												5	0	2	1	0	0	2							
Jim Hicks, R OBP: 0.100, SLG: 0.100 (1, 3)													3	0	0	0	0	3							
Tom McCraw, L OBP: 0.285, SLG: 0.333 (6, 3)												1	0	0	0	0	0								
John Romano, R OBP: 0.344, SLG: 0.404 (10, PH)												1	0	0	0	0	2								
Pete Ward, L OBP: 0.292, SLG: 0.293 (10, 3)												0	0	0	0	0	0								
Dick Kenworthy, R OBP: 0.235, SLG: 0.235 (6, 1)												3	0	1	0	0	0	0							
Hoyt Wilhelm, R OBP: 0.125, SLG: 0.250 (6, 1)												2	0	1	0	0	0								
Al Weis, S OBP: 0.228, SLG: 0.179 (1, 4)												2	0	0	0	1	0	0							
Bill Skowron, R OBP: 0.310, SLG: 0.361 (9, PH)												0	0	0	0	1	0	0							
Floyd Robinson, L OBP: 0.330, SLG: 0.325 (9, PR)												0	0	0	0	0	0	0							
Wayne Causey, L OBP: 0.318, SLG: 0.285 (9, 4)												1	0	0	0	0	0	0							
Fred Klages, R OBP: 0.500, SLG: 0.500 (1, 1)												2	0	1	0	0	1	2							
Don Buford, S OBP: 0.327, SLG: 0.356 (6, 5)												3	0	0	0	0	1	2							
Inning Stats	R: 1 E: 1 K: 0 S: 5	H: 2 LOB: 2 BB: 1 P: 9	R: 0 E: 0 K: 0 S: 5	H: 2 LOB: 0 BB: 0 P: 5	R: 0 E: 0 K: 0 S: 3	H: 0 LOB: 0 BB: 0 P: 3	R: 0 E: 0 K: 1 S: 6	H: 1 LOB: 2 BB: 1 P: 10	R: 0 E: 0 K: 0 S: 3	H: 0 LOB: 0 BB: 0 P: 3	R: 0 E: 0 K: 1 S: 5	H: 0 LOB: 0 BB: 0 P: 5	R: 0 E: 0 K: 0 S: 2	H: 0 LOB: 1 BB: 1 P: 7	R: 0 E: 0 K: 0 S: 4	H: 1 LOB: 2 BB: 1 P: 8	R: 0 E: 0 K: 0 S: 5	H: 2 LOB: 2 BB: 0 P: 5	R: 0 E: 0 K: 0 S: 3	H: 0 LOB: 0 BB: 0 P: 3	1B: 6 2B: 2 3B: 0 HR: 0	SF: 0 SAC: 1 DP: 2 HBP: 1	WP: 0 PB: 0 SB: 0 CS: 0	PA: 45	
PITCHER	IP ERA WLS BF H R ER SO BB IBB HBP BLK WP HR S P ERA WHIP	8.0 3.75 13 3 0 0 0 2 3 1 0 0 0 0 12 16 0.00 1.000																							

Chicago White Sox @ Washington Senators
D.C. Stadium, Washington, DC
Sun Sep 25 1966, 3:38 AM EDT
Att: 2,920 - Unknown

livebaseballscorecards.com

AB 39
R 1
H 8
RBI 1
BB 4
SO 2
LOB 20

Batter	1	2	3	4	5	6	7	8	9	10	11	AB	R	H	RBI	BB	SO	LOB	BOTTOM			
Ed Brinkman, R OBP: 0.265, SLG: 0.329 (1, 6)												4	0	0	0	0	0	1				
Tim Cullen, R OBP: 0.278, SLG: 0.285 (1, 4)													4	1	1	0	1	1	0			
Fred Valentine, S OBP: 0.353, SLG: 0.456 (1, 8) (7, 9) (9, 8)													3	1	1	0	1	0	2			
Frank Howard, R OBP: 0.347, SLG: 0.444 (1, 7)												3	0	0	0	0	1	3				
Don Lock, R OBP: 0.331, SLG: 0.386 (7, 8)												1	0	0	0	0	0	0				
Jim King, L OBP: 0.330, SLG: 0.405 (8, PH)												0	0	0	0	0	0	2				
Mike McCormick, L OBP: 0.246, SLG: 0.303 (9, 1)												0	0	0	0	0	0	0				
Bob Saverine, S OBP: 0.300, SLG: 0.333 (11, PH)												1	0	0	0	0	0	1				
Hank Allen, R OBP: 0.481, SLG: 0.542 (1, 9) (7, 7)												5	0	2	1	0	1	3				
Dick Nan, L OBP: 0.250, SLG: 0.319 (1, 3)												3	0	0	0	0	0	1				
Ken McMullen, R OBP: 0.287, SLG: 0.351 (1, 5)												4	0	0	0	0	0	1				
Paul Casanova, R OBP: 0.278, SLG: 0.401 (1, 2)												4	0	1	0	0	0	0				
Barry Moore, L OBP: 0.105, SLG: 0.105 (1, 1)												2	0	0	0	0	0	1				
Willie Kirkland, L OBP: 0.264, SLG: 0.329 (8, PH) (9, 9)												2	0	1	0	0	0	0				
Inning Stats	R: 0 E: 0 K: 0 S: 3	H: 0 LOB: 0 BB: 0 P: 3	R: 0 E: 0 K: 1 S: 5	H: 0 LOB: 0 BB: 0 P: 5	R: 0 E: 0 K: 0 S: 4	H: 1 LOB: 1 BB: 0 P: 4	R: 1 E: 1 K: 1 S: 7	H: 1 LOB: 1 BB: 0 P: 7	R: 0 E: 0 K: 0 S: 3	H: 0 LOB: 0 BB: 0 P: 3	R: 0 E: 0 K: 0 S: 4	H: 1 LOB: 2 BB: 1 P: 8	R: 0 E: 0 K: 0 S: 3	H: 0 LOB: 0 BB: 0 P: 3	R: 0 E: 0 K: 0 S: 3	H: 0 LOB: 0 BB: 0 P: 3	R: 1 E: 0 K: 1 S: 6	H: 2 LOB: 1 BB: 0 P: 6	1B: 5 2B: 2 3B: 0 HR: 0	SF: 0 SAC: 3 DP: 1 HBP: 0	WP: 1 PB: 0 SB: 1 CS: 0	PA: 41
PITCHER	IP ERA WLS BF H R ER SO BB IBB HBP BLK WP HR S P ERA WHIP	5.1 0.87 21 4 1 1 1 2 1 0 0 0 1 0 21 25 1.69 0.938																				

Chicago White Sox @ Washington Senators
D.C. Stadium, Washington, DC
Sun Sep 25 1966, 3:38 AM EDT
Att: 2,920 - Unknown

livebaseballscorecards.com

AB 36
R 2
H 6
RBI 1
BB 2
SO 3
LOB 15

Batter	1	2	3	4	5	6	7	8	9	AB	R	H	RBI	BB	SO	LOB	TOP			
Jose Tartabull, L OBP: 0.301, SLG: 0.336 (1, 8)										5	2	3	0	0	0	1	Boston Red Sox @ Washington Senators D.C. Stadium, Washington, DC Mon Sep 26 1966, 3:33 AM EDT Unknown			
Joe Foy, R OBP: 0.368, SLG: 0.419 (1, 5)										4	2	2	0	1	0	2				
Carl Yastrzemski, L OBP: 0.366, SLG: 0.432 (1, 7)										4	0	0	1	1	1	4				
Tony Conigliaro, R OBP: 0.331, SLG: 0.490 (1, 9)										4	1	1	0	0	0	3				
George Scott, R OBP: 0.327, SLG: 0.436 (1, 3)										5	0	1	1	0	2	4				
Dalton Jones, L OBP: 0.305, SLG: 0.369 (1, 4)										4	0	3	3	0	0	0				
Rico Petrocelli, R OBP: 0.296, SLG: 0.387 (1, 6)										3	0	1	0	1	0	3				
Bob Tillman, R OBP: 0.300, SLG: 0.318 (1, 2)										4	0	0	0	0	0	5				
Darrell Brandon, R OBP: 0.245, SLG: 0.273 (1, 1)										3	0	0	0	1	0	0				
Inning Stats	R: 2 E: 0 K: 1 S: 8	H: 3 LOB: 2 BB: 0 P: 9	R: 0 E: 0 K: 0 S: 3	H: 0 LOB: 0 BB: 0 P: 3	R: 1 E: 0 K: 0 S: 5	H: 3 LOB: 3 BB: 2 P: 13	R: 1 E: 0 K: 0 S: 4	H: 1 LOB: 1 BB: 1 P: 8	R: 0 E: 0 K: 1 S: 6	H: 1 LOB: 0 BB: 0 P: 6	R: 1 E: 0 K: 0 S: 5	H: 2 LOB: 1 BB: 0 P: 5	R: 0 E: 0 K: 1 S: 2	H: 0 LOB: 0 BB: 1 P: 6	R: 0 E: 0 K: 1 S: 5	H: 0 LOB: 0 BB: 0 P: 5		1B: 10 2B: 1 3B: 0 HR: 0	SF: 0 SAC: 0 DP: 2 HBP: 1	WP: 1 PB: 0 SB: 3 CS: 0
PITCHER	IP WLS BF H R ER SO BB IBB HBP BLK WP HR S P ERA WHIP	IP WLS BF H R ER SO BB IBB HBP BLK WP HR S P ERA WHIP																		
Jim Hannan, R ERA: 4.26 (1, 1)	2.2 L 14 5 3 3 1																			
Casey Cox, R ERA: 3.5 (3, 1)	3.1 16 4 1 0 1 2																			
Dick Bosman, R ERA: 7.62 (7, 1)	2.0 8 2 1 1 0 1																			
Dave Baldwin, R ERA: 3.86 (9, 1)	1.0 3 0 0 0 1 0																			

Batter	1	2	3	4	5	6	7	8	9	AB	R	H	RBI	BB	SO	LOB	BOTTOM					
Ed Brinkman, R OBP: 0.263, SLG: 0.327 (1, 6)										4	0	0	0	0	2	1	Boston Red Sox @ Washington Senators D.C. Stadium, Washington, DC Mon Sep 26 1966, 3:33 AM EDT Unknown					
Bob Saverine, S OBP: 0.300, SLG: 0.333 (1, 4)										4	0	1	0	0	2	1						
Fred Valentine, S OBP: 0.353, SLG: 0.455 (1, 8)										4	0	1	0	0	0	0						
Jim King, L OBP: 0.330, SLG: 0.403 (1, 9)										4	0	1	0	0	0	2						
Hank Allen, R OBP: 0.467, SLG: 0.519 (1, 7)										3	0	1	0	0	0	1						
Dick Nen, L OBP: 0.294, SLG: 0.323 (1, 3)										3	0	2	0	0	0	0						
Ken McMullen, R OBP: 0.287, SLG: 0.349 (1, 5)										2	0	0	0	1	0	3						
Paul Casanova, R OBP: 0.278, SLG: 0.406 (1, 2)										3	0	1	0	0	0	1						
Jim Hannan, R OBP: 0.125, SLG: 0.067 (3, 1)										0	0	0	0	0	0	0						
Willie Kirkland, L OBP: 0.265, SLG: 0.327 (6, PH)										1	0	0	0	0	1	0						
Dick Bosman, R OBP: 0.296, SLG: 0.326 (7, 1)										0	0	0	0	0	0	0						
Frank Howard, R OBP: 0.347, SLG: 0.443 (8, PH)										1	0	0	0	0	1	0						
Dave Baldwin, R (9, 1)										0	0	0	0	0	0	0						
Inning Stats	R: 0 E: 0 K: 1 S: 5	H: 0 LOB: 0 BB: 0 P: 5	R: 0 E: 0 K: 0 S: 3	H: 0 LOB: 0 BB: 0 P: 3	R: 0 E: 0 K: 1 S: 4	H: 0 LOB: 0 BB: 1 P: 8	R: 0 E: 0 K: 0 S: 4	H: 2 LOB: 1 BB: 0 P: 4	R: 0 E: 0 K: 0 S: 3	H: 2 LOB: 0 BB: 0 P: 3	R: 0 E: 0 K: 3 S: 10	H: 1 LOB: 1 BB: 0 P: 10	R: 0 E: 0 K: 0 S: 5	H: 2 LOB: 2 BB: 0 P: 5	R: 0 E: 0 K: 1 S: 5	H: 0 LOB: 0 BB: 0 P: 5	R: 0 E: 0 K: 1 S: 5	H: 0 LOB: 0 BB: 0 P: 5	1B: 6 2B: 0 3B: 1 HR: 0	SF: 0 SAC: 0 DP: 3 HBP: 0	WP: 0 PB: 0 SB: 0 CS: 0	PA: 31
PITCHER	IP WLS BF H R ER SO BB IBB HBP BLK WP HR S P ERA WHIP	IP WLS BF H R ER SO BB IBB HBP BLK WP HR S P ERA WHIP																				
Darrell Brandon, R ERA: 3.31 (1, 1)	9.0 W 31 7 0 0 7																					

Batter	1	2	3	4	5	6	7	8	9	AB	R	H	RBI	BB	SO	LOB	TOP			
Jose Tartabull, L (1, 8) OBP: 0.297, SLG: 0.332	F1		F9		L4			K		4	0	0	0	0	1	1	Boston Red Sox @ Washington Senators D.C. Stadium, Washington, DC Mon Sep 26 1966, 3:38 AM EDT Att: 485 - Unknown livebaseballscorecards.com			
Joe Foy, R (1, 5) OBP: 0.366, SLG: 0.416	6-3		K			6-3		6-3		4	0	0	0	0	1	0				
Carl Yastrzemski, L (1, 7) OBP: 0.365, SLG: 0.431	E9		4-3			E4		F7		4	0	1	0	0	0	0				
Tony Conigliaro, R (1, 9) OBP: 0.331, SLG: 0.488	5-3				F9		F7			4	1	1	0	0	0	2				
George Scott, R (1, 3)		K		F3		K			2B 6-3 1B	4	0	1	0	0	2	1				
Dalton Jones, L (1, 4) OBP: 0.304, SLG: 0.367		F8		3-1					1-3 1B	4	1	1	0	0	0	2				
Rico Petrocelli, R (1, 6) OBP: 0.297, SLG: 0.386					F7		SH3-4 1B		6-3	3	0	1	1	0	0	1				
Bob Tillman, R (1, 2) OBP: 0.303, SLG: 0.318					6-3				F8	3	0	1	1	1	0	1				
Dennis Bennett, L (1, 1) OBP: 0.200, SLG: 0.304										1	0	0	0	1	0	2				
Lenny Green, L (7, PH) OBP: 0.325, SLG: 0.308										1	0	0	0	0	0	1				
Don McMahon, R (7, 1) OBP: 0.143, SLG: 0.154										0	0	0	0	0	0	0				
Inning Stats	R: 0 E: 1 K: 0 S: 4	H: 1 LOB: 1 BB: 0 P: 4	R: 0 E: 0 K: 1 S: 6	H: 1 LOB: 2 BB: 1 P: 10	R: 0 E: 0 K: 1 S: 5	H: 0 LOB: 0 BB: 0 P: 5	R: 0 E: 0 K: 0 S: 3	H: 0 LOB: 0 BB: 0 P: 3	R: 0 E: 0 K: 0 S: 3	H: 0 LOB: 1 BB: 1 P: 7	R: 1 E: 0 K: 0 S: 4	H: 2 LOB: 0 BB: 0 P: 4	R: 0 E: 0 K: 1 S: 5	H: 0 LOB: 0 BB: 0 P: 5	R: 1 E: 0 K: 0 S: 5	H: 2 LOB: 1 BB: 0 P: 5	1B: 5 2B: 1 3B: 0 HR: 0	SF: 0 SAC: 1 DP: 1 HBP: 0	WP: 0 PB: 0 SB: 0 CS: 0	PA: 35
PITCHER Joe Coleman, R (1, 1) ERA: 2.0	IP: 9.0 WLS: W BF: 35 H: 6 R: 2 ER: 2 SO: 4 BB: 2 IBB: 0 HBP: 0 BLK: 0 WP: 0 HR: 0 S: 41 P: 49 ERA: 2.00 WHIP: 0.889																			

Batter	1	2	3	4	5	6	7	8	9	AB	R	H	RBI	BB	SO	LOB	BOTTOM			
Ed Brinkman, R (1, 6) OBP: 0.263, SLG: 0.326	SH3 1B		F8			F6		F8		4	0	1	0	0	0	0	Boston Red Sox @ Washington Senators D.C. Stadium, Washington, DC Mon Sep 26 1966, 3:38 AM EDT Att: 485 - Unknown livebaseballscorecards.com			
Ken Hamlin, R (1, 4) OBP: 0.267, SLG: 0.291	SH3		6-3			5-3		F8		3	0	0	0	0	0	0				
Hank Allen, R (1, 9) OBP: 0.441, SLG: 0.484	F6				F7		K			4	0	1	0	0	1	1				
Frank Howard, R (1, 7) OBP: 0.347, SLG: 0.442	F9				5-3					3	0	1	0	0	0	1				
Willie Kirkland, L (7, PR) OBP: 0.291, SLG: 0.325							SH2-4 HR 1B	F4		1	1	0	0	0	0	1				
Ken Harrelson, R (1, 3) OBP: 0.317, SLG: 0.348		F8		F8			SH2-4			2	0	0	0	0	0	0				
Don Lock, R (1, 8) OBP: 0.333, SLG: 0.396		F7			E5 1B		HR			3	1	2	2	0	0	0				
Ken McMullen, R (1, 5) OBP: 0.289, SLG: 0.359					K			S 2B		3	1	2	1	0	1	1				
Doug Camilli, R (1, 2) OBP: 0.234, SLG: 0.299		F3				F3		F9		3	0	0	0	0	0	3				
Joe Coleman, R (1, 1)								K		3	0	0	0	0	2	3				
Inning Stats	R: 0 E: 0 K: 0 S: 4	H: 1 LOB: 1 BB: 0 P: 4	R: 1 E: 0 K: 0 S: 4	H: 1 LOB: 0 BB: 0 P: 4	R: 0 E: 0 K: 1 S: 5	H: 0 LOB: 0 BB: 0 P: 5	R: 0 E: 0 K: 0 S: 3	H: 0 LOB: 0 BB: 0 P: 3	R: 0 E: 0 K: 1 S: 6	H: 1 LOB: 1 BB: 0 P: 6	R: 2 E: 0 K: 1 S: 8	H: 3 LOB: 2 BB: 0 P: 8	R: 0 E: 0 K: 0 S: 4	H: 1 LOB: 1 BB: 0 P: 4	R: 0 E: 0 K: 0 S: 4	H: 1 LOB: 1 BB: 0 P: 4	1B: 4 2B: 1 3B: 0 HR: 2	SF: 0 SAC: 2 DP: 0 HBP: 0	WP: 0 PB: 0 SB: 1 CS: 0	PA: 31
PITCHER Dennis Bennett, L (1, 1) ERA: 3.24	IP: 6.0 WLS: L BF: 21 H: 3 R: 1 ER: 1 SO: 3 BB: 0 IBB: 0 HBP: 0 BLK: 0 WP: 0 HR: 1 S: 27 P: 27 ERA: 1.50 WHIP: 0.500																			
PITCHER Don McMahon, R (7, 1) ERA: 2.69	IP: 2.0 WLS: L BF: 10 H: 4 R: 2 ER: 2 SO: 1 BB: 0 IBB: 0 HBP: 0 BLK: 0 WP: 0 HR: 1 S: 12 P: 12 ERA: 9.00 WHIP: 2.000																			