Washington Senators - 1967

Batter	1	2	3	4	5	6	7	8	9	AB	R	H	RBI	BB	SO	LOB
Tom Tresh, S (1, 7) OBP: 0.250, SLG: 0.500	6-3		HR; 1-3		4-3			F7; 2B		4	1	1	0	0	0	3
Steve Whitaker, L (6, 9) OBP: 1.000, SLG: 2.000			2B							1	0	1	0	0	0	0
Bill Robinson, R (1, 9) OBP: 0.600, SLG: 1.250	6-3		HR	BB		L4-3; 1B		F7; 2-3		4	1	2	2	1	0	1
(6, 7)																
Mickey Mantle, S (1, 3) OBP: 1.000, SLG: 1.000	BB		3B; 1B	K; 1-2		L4-3; 1-2		4-3		1	1	1	0	1	0	0
Ray Barker, L (3, 3)										3	0	0	0	0	1	3
Joe Pepitone, L (1, 8) OBP: 0.400, SLG: 0.800	F6		1B; 3B	1B		F7			F4	5	1	2	1	0	0	1
Elston Howard, R (1, 2) OBP: 0.400, SLG: 1.000		G3	1B; E; 1B	K			HR		6-3	5	2	2	2	0	1	1
Charley Smith, R (1, 5) OBP: 0.200, SLG: 0.200		E9	1B; E; 1B		K		K		K	5	1	1	0	0	3	0
Horace Clarke, S (1, 4) OBP: 0.500, SLG: 0.500		F9	F8		BB; 1B		1B			4	0	2	0	0	0	3
John Kennedy, R (1, 6) OBP: 0.500, SLG: 0.667		6-3	1B; E; 2B	BB			1-3			3	1	1	2	1	0	1
Mel Stottlemyre, R (1, 1) OBP: 0.250, SLG: 0.250			K; 1B	F4				5-3		4	0	1	1	0	1	2

TOP

New York Yankees @ Washington Senators

D.C. Stadium, Washington, DC

Mon Apr 10 1967, 3:33 AM EST

Att. 44,382 - Unknown

livebaseballscorecards.com

AB	39
R	8
H	14
RBI	8
BB	3
SO	6
LOB	15

Inning Stats	1	2	3	4	5	6	7	8	9
R	0	0	7	0	0	0	1	0	0
E	0	1	1	0	0	0	0	0	0
K	0	0	1	2	1	0	1	0	1
S	3	4	13	7	6	3	6	4	5
H	0	0	8	1	1	1	2	1	0
LOB	1	1	1	1	2	0	0	1	0
BB	1	0	0	1	1	0	0	0	0
P	7	4	13	11	10	3	6	4	5

1B	8
2B	4
3B	1
HR	2
SF	0
SAC	0
DP	1
HBP	0

WP	0
PB	0
SB	0
CS	0
PA	42

PITCHER		IP	WLS	BF	H	R	ER	SO	BB	IBB	HBP	BLK	WP	HR	S	P	ERA	WHIP
Pete Richert, L ERA: 23.63	(1, 1)	2.2	L	17	7	7	7	1	1	0	0	0	0	1	18	22	23.62	3.000
Darold Knowles, L ERA:	(3, 1)	2.1		11	3	0	0	3	2	0	0	0	0	0	15	23	0.00	2.143
Jim Hannan, R ERA: 3.0	(6, 1)	3.0		11	4	1	1	1	0	0	0	0	0	1	13	13	3.00	1.333
Dick Lines, L ERA:	(9, 1)	1.0		3	0	0	0	1	0	0	0	0	0	0	5	5	0.00	0.000

PITCHER		IP	WLS	BF	H	R	ER	SO	BB	IBB	HBP	BLK	WP	HR	S	P	ERA	WHIP

Batter	1	2	3	4	5	6	7	8	9	AB	R	H	RBI	BB	SO	LOB
Ed Brinkman, R (1, 6)	E6 G3		K		FC6-4 1-2f			6-3		4	0	0	0	0	1	1
Bernie Allen, L (1, 4)	G3 1-2		4-3		4-3			F8		4	0	0	0	0	0	2
Fred Valentine, S (1, 8) OBP: 0.500, SLG: 0.333	BB		K			3-1			5-3 1B	3	0	1	0	1	1	0
Frank Howard, R (1, 7)	K			F6		K			5-3 1-2	4	0	0	0	0	2	3
Dick Nen, L (1, 3)	1-3			4-3		1-3			3-1	4	0	0	0	0	0	3
Cap Peterson, R (1, 9) OBP: 0.500, SLG: 0.333		1-3 1B		BB			6-3		6-3	3	0	1	0	1	0	1
Ken McMullen, R (1, 5)		K		F9			K			3	0	0	0	0	2	2
Doug Camilli, R (1, 2)		1-3 1-2			6-3		L3			3	0	0	0	0	0	1
Pete Richert, L (1, 1)		4-3			FC6-4 BB			3-1		1	0	0	0	0	0	1
Darold Knowles, L (3, 1)										0	0	0	0	0	0	0
Bob Chance, L (5, PH)										0	0	0	0	1	0	0
Jim Hannan, R (6, 1)										0	0	0	0	0	0	0
Jim King, L (8, PH)										1	0	0	0	0	0	0
Dick Lines, R (9, 1)										0	0	0	0	0	0	0
Inning Stats	R: 0 E: 1 K: 1 S: 6 H: 0 LOB: 2 BB: 1 P: 10	R: 0 E: 0 K: 1 S: 6 H: 1 LOB: 1 BB: 0 P: 6	R: 0 E: 0 K: 2 S: 7 H: 0 LOB: 0 BB: 0 P: 7	R: 0 E: 0 K: 0 S: 3 H: 0 LOB: 1 BB: 1 P: 7	R: 0 E: 0 K: 0 S: 3 H: 0 LOB: 1 BB: 1 P: 7	R: 0 E: 0 K: 1 S: 5 H: 0 LOB: 0 BB: 0 P: 5	R: 0 E: 0 K: 1 S: 5 H: 0 LOB: 0 BB: 0 P: 5	R: 0 E: 0 K: 0 S: 3 H: 0 LOB: 0 BB: 0 P: 3	R: 0 E: 0 K: 0 S: 4 H: 1 LOB: 1 BB: 0 P: 4	1B: 2 2B: 0 3B: 0 HR: 0	SF: 0 SAC: 0 DP: 0 HBP: 0						

PITCHER	IP	WLS	BF	H	R	ER	SO	BB	IBB	HBP	BLK	WP	HR	S	P	ERA	WHIP
Mel Stottlemyre, R (1, 1) ERA:	9.0	W	33	2	0	0	6	3	0	0	0	0	0	42	54	0.00	0.556

PITCHER	IP	WLS	BF	H	R	ER	SO	BB	IBB	HBP	BLK	WP	HR	S	P	ERA	WHIP

BOTTOM

New York Yankees @ Washington Senators

D.C. Stadium, Washington, DC

Mon Apr 10 1967, 3:33 AM EST

Att. 44,382 - Unknown

livebaseballscorecards.com

AB	30
R	0
H	2
RBI	0
BB	3
SO	6
LOB	14

WP: 0 PB: 0 SB: 0 CS: 0 PA: 33

Batter	1	2	3	4	5	6	7	8	9	AB	R	H	RBI	BB	SO	LOB
Horace Clarke, S (1, 4) OBP: 0.444, SLG: 0.444	0-0 E 1-3 1B	0-0 4-3			0-0 F8		0-0 2-H 1B		0-0 FC4-6 2B 1-2f 2-3	5	1	2	1	0	0	3
Jake Gibbs, L (1, 2) OBP: 0.600, SLG: 0.750	0-0 F6		0-0 1B		4-0 BB		0-0 F8		0-0 1-3 3-H 2B	4	0	2	1	1	0	2
Tom Tresh, S (1, 7) OBP: 0.222, SLG: 0.444	0-0 1-3 1-2		0-0 F8		0-0 4-3			0-0 4-3 6-3 2B	0-0 5-3	5	1	1	0	0	0	5
Joe Pepitone, L (1, 8) OBP: 0.222, SLG: 0.444	0-0 E7 2-H		0-0 F8			0-0 4-3		0-0 4-3 2-3		4	0	0	0	0	0	2
Steve Whitaker, L (1, 9) OBP: 0.400, SLG: 0.500	4-0 BB		0-0 1-3			0-0 F8		0-0 6-3 3-H		3	0	0	1	1	0	1
Charley Smith, R (1, 5) OBP: 0.111, SLG: 0.111	0-0 6-3			0-0 F9		0-0 6-3		0-3 K		4	0	0	0	0	1	2
Ray Barker, L (1, 3) OBP: 0.143, SLG: 0.143		0-0 4-3		0-0 G5-4-3 1B			0-0 3-1		0-3 K	4	0	1	0	0	1	0
John Kennedy, R (1, 6) OBP: 0.500, SLG: 0.714		0-0 6-3		0-0 G5-4-3 1-2f			0-0 1B 2B		0-0 FC4-6 HBP 2B 1B	4	2	2	0	0	0	1
Fritz Peterson, S (1, 1)		0-0 E1			0-0 F3		0-0 F6		1-0 FC4-6 1-2 HBP	1	0	0	0	0	0	0
Jim Bouton, R (2, 1)										0	0	0	0	0	0	0
Dick Howser, R (5, PH)										1	0	0	0	0	0	0
Hal Reniff, R (5, 1)										0	0	0	0	0	0	0
Billy Bryan, L (7, PH)										1	0	0	0	0	0	1
Dooley Womack, L (7, 1)										0	0	0	0	0	0	0
Bill Robinson, R (9, PH) OBP: 0.667, SLG: 1.250										0	0	0	0	0	0	0
Inning Stats	R: 1 E: 1 K: 0 S: 5 H: 1 LOB: 2 BB: 1 P: 9	R: 0 E: 1 K: 0 S: 4 H: 0 LOB: 1 BB: 0 P: 4	R: 0 E: 0 K: 0 S: 4 H: 1 LOB: 1 BB: 0 P: 4	R: 0 E: 0 K: 0 S: 3 H: 1 LOB: 0 BB: 0 P: 3	R: 0 E: 0 K: 0 S: 3 H: 0 LOB: 1 BB: 1 P: 7	R: 0 E: 0 K: 0 S: 3 H: 0 LOB: 0 BB: 0 P: 3	R: 1 E: 0 K: 0 S: 5 H: 2 LOB: 1 BB: 0 P: 5	R: 1 E: 0 K: 1 S: 6 H: 1 LOB: 0 BB: 0 P: 6	R: 1 E: 0 K: 1 S: 7 H: 2 LOB: 2 BB: 0 P: 8	1B: 5 2B: 3 3B: 0 HR: 0 SF: 0 SAC: 0 DP: 1 HBP: 1							

TOP

New York Yankees @ Washington Senators

D.C. Stadium, Washington, DC

Wed Apr 12 1967, 6:05 PM EST

Att. 9,396 - Unknown

livebaseballscorecards.com

AB	36
R	4
H	8
RBI	3
BB	2
SO	2
LOB	17

WP: 0 PB: 0 SB: 0 CS: 0 PA: 39

PITCHER		IP	WLS	BF	H	R	ER	SO	BB	IBB	HBP	BLK	WP	HR	S	P	ERA	WHIP
Joe Coleman, R ERA: 3.12	(1, 1)	8.2	W	38	8	4	3	2	2	0	1	0	0	0	39	48	3.12	1.154
Dick Lines, L ERA:	(9, 1)	0.1	S	1	0	0	0	0	0	0	0	0	0	0	1	1	0.00	0.000

PITCHER	IP	WLS	BF	H	R	ER	SO	BB	IBB	HBP	BLK	WP	HR	S	P	ERA	WHIP

Batter	1	2	3	4	5	6	7	8	9	AB	R	H	RBI	BB	SO	LOB
Ed Brinkman, R (1, 6)	5-3	BB F9			K		BB			3	1	0	1	2	1	1
Bernie Allen, L (1, 4) OBP: 0.111, SLG: 0.111	3B 1B	K	L4		5-3		L3			5	1	1	0	0	1	6
Fred Valentine, S (1, 8) OBP: 0.444, SLG: 0.375	F7	E7 1-3 2-H 3-H	F5			G5-4-3 1B		E3 G5-4-3		5	1	2	2	0	0	1
Frank Howard, R (1, 7) OBP: 0.375, SLG: 0.571	1-H 3B	2B HR IBB	1B			K		G5-4-3 1-2f		3	1	2	1	1	1	1
Hank Allen, R (7, 7)										1	0	0	0	0	0	1
Cap Peterson, R (1, 9) OBP: 0.444, SLG: 0.429	BB	1-3 2-H 3-H HR 2B	K			G5-4-3 1-2f		K		4	1	1	2	1	2	2
Ken Harrelson, R (1, 3) OBP: 0.500, SLG: 0.333	F8	HR IBB		F9			FC5-4 1B FC1-2-5			3	1	1	0	1	0	2
Ken McMullen, R (1, 5) OBP: 0.286, SLG: 0.714		E6 HR		5-3			FC5-4 1-2			4	2	2	4	0	0	0
Doug Camilli, R (1, 2) OBP: 0.143, SLG: 0.143		E3 1B		5-3			FC5-4 1-2f 2-3			4	1	1	0	0	0	3
Joe Coleman, R (1, 1)		BB			K		FC1-2-5 1-3 3-H			3	1	0	0	1	1	3
Dick Lines, R (9, 1)		F3								0	0	0	0	0	0	0
Inning Stats	R: 1 E: 0 K: 0 S: 5 H: 2 LOB: 2 BB: 1 P: 9	R: 9 E: 3 K: 1 S: 11 H: 4 LOB: 1 BB: 4 P: 27	R: 0 E: 0 K: 1 S: 6 H: 1 LOB: 1 BB: 0 P: 6	R: 0 E: 0 K: 0 S: 3 H: 0 LOB: 0 BB: 0 P: 3	R: 0 E: 0 K: 2 S: 7 H: 0 LOB: 0 BB: 0 P: 7	R: 0 E: 0 K: 1 S: 5 H: 1 LOB: 0 BB: 0 P: 5	R: 0 E: 0 K: 0 S: 5 H: 2 LOB: 3 BB: 1 P: 9	R: 0 E: 1 K: 1 S: 5 H: 0 LOB: 0 BB: 0 P: 5		1B: 7 2B: 1 3B: 1 HR: 1	SF: 0 SAC: 0 DP: 2 HBP: 0			WP: 0 PB: 0 SB: 0 CS: 0	PA: 41	

BOTTOM

New York Yankees @ Washington Senators

D.C. Stadium, Washington, DC

Wed Apr 12 1967, 6:05 PM EST

Att. 9,396 - Unknown

livebaseballscorecards.com

AB	35
R	10
H	10
RBI	10
BB	6
SO	6
LOB	20

PITCHER		IP	WLS	BF	H	R	ER	SO	BB	IBB	HBP	BLK	WP	HR	S	P	ERA	WHIP
Fritz Peterson, L ERA: 6.75	(1, 1)	1.1	L	14	4	8	1	1	3	1	0	0	0	0	12	28	6.75	5.250
Jim Bouton, R ERA:	(2, 1)	2.2		12	3	2	0	1	0	1	0	0	0	1	13	17	0.00	1.125
Hal Reniff, R ERA:	(5, 1)	2.0		6	1	0	0	3	0	0	0	0	0	0	12	12	0.00	0.500
Dooley Womack, R ERA:	(7, 1)	2.0		9	2	0	0	1	1	0	0	0	0	0	10	14	0.00	1.500

PITCHER	IP	WLS	BF	H	R	ER	SO	BB	IBB	HBP	BLK	WP	HR	S	P	ERA	WHIP

Batter	1	2	3	4	5	6	7	8	9	10	11	AB	R	H	RBI	BB	SO	LOB
Ed Brinkman, R (1, 6) OBP: 0.286, SLG: 0.167	0-0 ① 1B		0-3 ③ K			0-0 FC5-4 1B 1B	0-0 ③ F9			0-0 ② 1-3		5	0	2	0	0	1	2
Bernie Allen, L (1, 4) OBP: 0.214, SLG: 0.214	0-0 FC3-6 1B			0-0 ① 3-1		0-0 FC5-4 1-2 1B		0-0 ① G3		0-0 ③ F7		5	0	2	0	0	0	0
Fred Valentine, S (1, 8) OBP: 0.500, SLG: 0.667	0-0 ② FC3-6 1-2f			0-0 HR		0-0 ② FC5-4 BB 1-2f 2-3		0-0 6-1-3-6 1B			B B B B 4-0 1B 2B BB	4	2	2	1	1	0	3
Frank Howard, R (1, 7) OBP: 0.417, SLG: 0.500	S S S 0-3 ③ K			0-0 G6-4-3 1B		B B B 4-0 1-2 BB		0-0 ②③ 6-1-3-6 1-2f			S S S 0-3 ① K	3	0	1	0	1	1	2
Hank Allen, R (9, 7)												1	0	0	0	0	1	1
Cap Peterson, R (1, 9) OBP: 0.286, SLG: 0.250		S S S 0-3 ① K		0-0 ②③ G6-4-3 1-2f		0-0 ③ F7			S S S 0-3 ① K		0-0 ② F9	5	0	0	0	0	2	5
Ken Harrelson, R (1, 3) OBP: 0.444, SLG: 0.375		S S S 0-3 ② K	S S S 0-3 ① K				0-0 1B FC1-2 1B		0-0 ② F9		0-0 1-3 2B 1B	5	1	2	0	0	2	0
Ken McMullen, R (1, 5) OBP: 0.417, SLG: 0.750		0-0 ③ 1-3	0-0 ② 5-3				0-0 FC6-4 1-3 1B		0-0 1B		0-0 1-H 3-H 2B	5	0	3	2	0	0	0
Paul Casanova, R (1, 2)			0-0 ① F6		S S S 0-3 ③ K		0-0 ① FC6-4 FC1-2 1-2f		0-0 ③ 1-3		0-0 ③ L3	5	0	0	0	0	1	4
Pete Richert, L (1, 1) Bob Chance, L (10, PH) Bob Humphreys, R (10, 1) Darold Knowles, L (10, 1)			S S S 0-3 ② K			S S S 0-3 ① K	0-0 ② FC1-2 1-2 3-H			0-0 ① F9		3	0	0	0	0	2	2
												1	0	0	0	0	0	0
												0	0	0	0	0	0	0
												0	0	0	0	0	0	0
Inning Stats	R: 0 E: 0 K: 1 S: 6 / H: 2 LOB: 1 BB: 0 P: 6	R: 0 E: 0 K: 2 S: 7 / H: 0 LOB: 0 BB: 0 P: 7	R: 0 E: 0 K: 2 S: 7 / H: 0 LOB: 0 BB: 0 P: 7	R: 1 E: 0 K: 0 S: 4 / H: 2 LOB: 0 BB: 0 P: 4	R: 0 E: 0 K: 2 S: 7 / H: 0 LOB: 0 BB: 0 P: 7	R: 0 E: 0 K: 1 S: 7 / H: 2 LOB: 3 BB: 1 P: 11	R: 0 E: 0 K: 0 S: 5 / H: 2 LOB: 2 BB: 0 P: 5	R: 0 E: 0 K: 0 S: 3 / H: 1 LOB: 0 BB: 0 P: 3	R: 0 E: 0 K: 1 S: 6 / H: 1 LOB: 1 BB: 0 P: 6	R: 0 E: 0 K: 0 S: 3 / H: 0 LOB: 0 BB: 0 P: 3	R: 2 E: 0 K: 1 S: 7 / H: 2 LOB: 1 BB: 1 P: 11	1B: 10 2B: 2 3B: 0 HR: 1	SF: 0 SAC: 0 DP: 2 HBP: 0					

PITCHER		IP	WLS	BF	H	R	ER	SO	BB	IBB	HBP	BLK	WP	HR	S	P	ERA	WHIP
Tommy John, L ERA: 1.13	(1, 1)	8.0		31	9	1	1	8	1	0	0	0	0	1	46	50	1.12	1.250
Bob Locker, R ERA:	(9, 1)	2.0		7	1	0	0	1	0	0	0	0	0	0	9	9	0.00	0.500
Dennis Higgins, R ERA: 6.75	(11, 1)	1.0	L	6	2	2	2	1	1	0	0	0	0	0	7	11	18.00	3.000

PITCHER	IP	WLS	BF	H	R	ER	SO	BB	IBB	HBP	BLK	WP	HR	S	P	ERA	WHIP

TOP

Washington Senators @ Chicago White Sox

Comiskey Park, Chicago, IL

Sat Apr 15 1967, 4:33 AM EST
Att. 18,388 - Unknown

livebaseballscorecards.com

AB	42
R	3
H	12
RBI	3
BB	2
SO	10
LOB	19

WP: 0	PA: 44		
PB: 0			
SB: 0			
CS: 0			

Washington Senators @ Chicago White Sox

Comiskey Park, Chicago, IL

Sat Apr 15 1967, 4:33 AM EST
Att. 18,388 - Unknown

livebaseballscorecards.com

Batter	1	2	3	4	5	6	7	8	9	10	11	AB	R	H	RBI	BB	SO	LOB
Ken Berry, R (1, 7) OBP: 0.400, SLG: 0.182	1B		BB			L4		F7			G6-4-3 BB	3	0	1	0	2	0	0
Don Buford, S (1, 5) OBP: 0.200, SLG: 0.143	F8		F8 1-2			F9			F7		G6-4-3 1-2f	5	0	0	0	0	0	3
Tommie Agee, R (1, 8) OBP: 0.286, SLG: 0.167	K			4-3 S SF9 1B		5-3			3-1		K	5	1	1	0	0	2	1
Pete Ward, L (1, 9) OBP: 0.385, SLG: 0.600	F8			4-3 1-3			K		G3			4	0	0	0	0	1	2
Jerry Adair, R (1, 4) OBP: 0.462, SLG: 0.455		6-3		SF9 3-H			BB P4			F7		2	0	0	1	1	0	0
Duane Josephson, R (1, 2) OBP: 0.125, SLG: 0.125		L4		F3			P4 1-2			4-3		4	0	0	0	0	0	1
Ron Hansen, R (1, 6) OBP: 0.231, SLG: 0.182		F9			F7		6-3			BB BB		3	0	0	0	1	0	1
Al Weis, S (10, PR) (11, 6)												0	0	0	0	0	0	0
Tom McCraw, L (1, 3) OBP: 0.333, SLG: 0.250			4-3		G3			F4		1-2 BB		3	0	0	0	1	0	0
Tommy John, R (1, 1)			6-3		F8			1-3		F7		2	0	0	0	0	0	0
Bill Skowron, R (8, PH)												1	0	0	0	0	0	0
Bob Locker, S (9, 1)												0	0	0	0	0	0	0
Smoky Burgess, L (10, PH) OBP: 0.333, SLG: 0.333												1	0	0	0	0	0	2
Dennis Higgins, R (11, 1)												0	0	0	0	0	0	0
Inning Stats	R: 0 E: 0 K: 1 S: 6 H: 1 LOB: 1 BB: 0 P: 6	R: 0 E: 0 K: 0 S: 3 H: 0 LOB: 0 BB: 0 P: 3	R: 0 E: 0 K: 0 S: 3 H: 0 LOB: 1 BB: 1 P: 7	R: 1 E: 0 K: 0 S: 4 H: 1 LOB: 0 BB: 0 P: 4	R: 0 E: 0 K: 0 S: 3 H: 0 LOB: 0 BB: 0 P: 3	R: 0 E: 0 K: 0 S: 3 H: 0 LOB: 0 BB: 0 P: 3	R: 0 E: 0 K: 1 S: 5 H: 0 LOB: 1 BB: 1 P: 9	R: 0 E: 0 K: 0 S: 3 H: 0 LOB: 0 BB: 0 P: 3	R: 0 E: 0 K: 0 S: 3 H: 0 LOB: 0 BB: 0 P: 3	R: 0 E: 0 K: 0 S: 3 H: 0 LOB: 2 BB: 2 P: 11	R: 0 E: 0 K: 1 S: 4 H: 0 LOB: 0 BB: 1 P: 8	1B: 2 2B: 0 3B: 0 HR: 0	SF: 1 SAC: 0 DP: 1 HBP: 0					

	AB	33
	R	1
	H	2
	RBI	1
	BB	5
	SO	3
	LOB	10

WP: 0 PB: 0 SB: 2 CS: 0 PA: 39

PITCHER		IP	WLS	BF	H	R	ER	SO	BB	IBB	HBP	BLK	WP	HR	S	P	ERA	WHIP
Pete Richert, L ERA: 6.17	(1, 1)	9.0		31	2	1	1	2	2	0	0	0	0	0	33	41	1.00	0.444
Bob Humphreys, R ERA:	(10, 1)	0.2		4	0	0	0	0	2	0	0	0	0	0	2	10	0.00	3.000
Darold Knowles, L ERA:	(10, 1)	1.1	W	4	0	0	0	1	1	0	0	0	0	0	5	9	0.00	0.750

PITCHER		IP	WLS	BF	H	R	ER	SO	BB	IBB	HBP	BLK	WP	HR	S	P	ERA	WHIP

Batter	1	2	3	4	5	6	7	8	9	AB	R	H	RBI	BB	SO	LOB
Ed Brinkman, R (1, 6) OBP: 0.278, SLG: 0.133	BBBB 4-0 WP 4-1 BB		x 0-0 ① 5-3		x 0-0 ① ② G4-6-3 1-2f 2-3		x 0-0 ③ 6-3			3	0	0	0	1	0	2
Bernie Allen, L (1, 4) OBP: 0.167, SLG: 0.167	x 0-0 ① 4-1 1-2		x 0-0 ② F7		SSS 0-3 ③ K			x 0-0 ① 3-1		4	0	0	0	0	1	2
Fred Valentine, S (1, 8) OBP: 0.444, SLG: 0.533	BBBB 4-0 S 2-3 BB		x 0-0 ③ F5			x 0-0 ① F8		x 0-0 ② 4-3		3	0	0	0	1	0	0
Frank Howard, R (1, 7) OBP: 0.438, SLG: 0.692	x 0-0 ② F3 1-2			x 0-0 HR		x 0-0 ② F8		BBBB 4-0 BB		3	1	1	1	1	0	2
Jim King, L (1, 9)	x 0-0 ③ F9			x 0-0 ① F9		x 0-0 ③ F3		x 0-0 ③ F2		4	0	0	0	0	0	3
Dick Nen, L (1, 3)		SSS 0-3 ① K		x 0-0 ② G3			x 0-0 ① 4-3		x 0-0 ① G3	4	0	0	0	0	1	0
Ken McMullen, R (1, 5) OBP: 0.313, SLG: 0.563		x 0-0 ② F9		x 0-0 ③ F1			x 0-0 ② 1-3		x 0-0 ② 6-3	4	0	0	0	0	0	0
Paul Casanova, R (1, 2) OBP: 0.444, SLG: 0.500		x 0-0 1B			x 0-0 G4-6-3 1B 1B		BBBB 4-0 HR BB		x 0-0 2B	3	1	3	0	1	0	0
Phil Ortega, R (1, 1) Bob Saverine, S (5, PH) OBP: 1.000, SLG: 1.000 Bob Priddy, R (5, 1) Bob Chance, L (7, PH) OBP: 0.667, SLG: 2.000 Camilo Pascual, R (7, 1) Cap Peterson, R (9, PH) OBP: 0.267, SLG: 0.231		x 0-0 ③ 1-3			x 0-0 G4-6-3 1-2 1B		x 0-0 1-H HR		x 0-0 ③ F6	1 1 0 1 0 1	0 0 0 1 0 0	0 1 0 1 0 0	0 0 0 2 0 0	0 0 0 0 0 0	0 0 0 0 0 0	1 0 0 0 0 1
Inning Stats	R: 0 H: 0 E: 0 LOB: 2 K: 0 BB: 2 S: 3 P: 11	R: 0 H: 1 E: 0 LOB: 1 K: 1 BB: 0 S: 6 P: 6	R: 0 H: 0 E: 0 LOB: 0 K: 0 BB: 0 S: 3 P: 3	R: 1 H: 1 E: 0 LOB: 0 K: 0 BB: 0 S: 4 P: 4	R: 0 H: 2 E: 0 LOB: 1 K: 1 BB: 0 S: 6 P: 6	R: 0 H: 0 E: 0 LOB: 0 K: 0 BB: 0 S: 3 P: 3	R: 2 H: 1 E: 0 LOB: 0 K: 0 BB: 1 S: 4 P: 8	R: 0 H: 0 E: 0 LOB: 1 K: 0 BB: 1 S: 3 P: 7	R: 0 H: 1 E: 0 LOB: 1 K: 0 BB: 0 S: 4 P: 4	1B: 3 SF: 0 2B: 1 SAC: 0 3B: 0 DP: 1 HR: 2 HBP: 0						

PITCHER		IP	WLS	BF	H	R	ER	SO	BB	IBB	HBP	BLK	WP	HR	S	P	ERA	WHIP
Joe Horlen, R ERA: 3.0	(1, 1)	9.0	W	36	6	3	3	2	4	0	0	0	1	2	36	52	3.00	1.111

PITCHER	IP	WLS	BF	H	R	ER	SO	BB	IBB	HBP	BLK	WP	HR	S	P	ERA	WHIP

TOP

Washington Senators @ Chicago White Sox

Comiskey Park, Chicago, IL

Sun Apr 16 1967, 4:33 AM EST

Unknown

livebaseballscorecards.com

AB	32
R	3
H	6
RBI	3
BB	4
SO	2
LOB	11

WP: 1 PA: 36
PB: 0
SB: 1
CS: 0

Batter	1	2	3	4	5	6	7	8	9	AB	R	H	RBI	BB	SO	LOB
Don Buford, S (1, 5) OBP: 0.158, SLG: 0.111	F3		F9 2-3		F9		5-3			4	0	0	0	0	0	1
Ken Berry, R (1, 9) OBP: 0.474, SLG: 0.286	CS 1B		BBB 1B HR BB		6-3		G4-6-3 1B			3	1	2	0	1	0	0
Tom McCraw, L (1, 3) OBP: 0.385, SLG: 0.273	5-3 1-2		1-3 S HR 3-H 1B		BBBB BB HR BB		G4-6-3 1-2f			3	2	1	1	1	0	2
Tommie Agee, R (1, 8) OBP: 0.333, SLG: 0.400		F6	1-H 3-H HR		BBBB 1-2 HR BB			SSS K		3	2	1	3	1	1	0
Pete Ward, L (1, 7) OBP: 0.471, SLG: 0.857 Ed Stroud, L (8, PR) (9, 7)		6-3	1B		1-H 2-H HR			1B		4 0	1 0	3 0	3 0	0 0	0 0	0 0
Jerry Adair, R (1, 4) OBP: 0.412, SLG: 0.467		2B	F8		1-3			1- G4-6-3		4	0	1	0	0	0	2
J.C. Martin, L (1, 2)		SSS K		F4		4-3				3	0	0	0	0	1	1
Ron Hansen, R (1, 6) OBP: 0.188, SLG: 0.143 Al Weis, S (7, 6)			1-3	F7		F8				3 0	0 0	0 0	0 0	0 0	0 0	0 0
Joe Horlen, R (1, 1) OBP: 0.333, SLG: 0.667			F9 1B 2B	SSS K		1-3				3	1	1	0	0	1	0
Inning Stats	R: 0 E: 0 K: 0 S: 3 H: 1 LOB: 0 BB: 0 P: 3	R: 0 E: 0 K: 1 S: 6 H: 1 LOB: 1 BB: 0 P: 6	R: 4 E: 0 K: 0 S: 7 H: 4 LOB: 1 BB: 1 P: 11	R: 0 E: 0 K: 1 S: 5 H: 0 LOB: 0 BB: 0 P: 5	R: 3 E: 0 K: 0 S: 4 H: 1 LOB: 0 BB: 2 P: 12	R: 0 E: 0 K: 0 S: 3 H: 0 LOB: 0 BB: 0 P: 3	R: 0 E: 0 K: 0 S: 3 H: 1 LOB: 0 BB: 0 P: 3	R: 0 E: 0 K: 1 S: 5 H: 1 LOB: 1 BB: 0 P: 5		1B: 5 2B: 2 3B: 0 HR: 2 SF: 0 SAC: 0 DP: 2 HBP: 0						

PITCHER		IP	WLS	BF	H	R	ER	SO	BB	IBB	HBP	BLK	WP	HR	S	P	ERA	WHIP
Phil Ortega, R ERA: 9.0	(1, 1)	4.0	L	18	6	4	4	2	1	0	0	0	0	1	21	25	9.00	1.750
Bob Priddy, R ERA: 13.5	(5, 1)	2.0		9	1	3	3	0	2	0	0	0	0	1	7	15	13.50	1.500
Camilo Pascual, R ERA:	(7, 1)	2.0		6	2	0	0	1	0	0	0	0	0	0	8	8	0.00	1.000

PITCHER	IP	WLS	BF	H	R	ER	SO	BB	IBB	HBP	BLK	WP	HR	S	P	ERA	WHIP

BOTTOM

Washington Senators @ Chicago White Sox

Comiskey Park, Chicago, IL

Sun Apr 16 1967, 4:33 AM EST

Unknown

livebaseballscorecards.com

AB	30
R	7
H	9
RBI	7
BB	3
SO	3
LOB	6

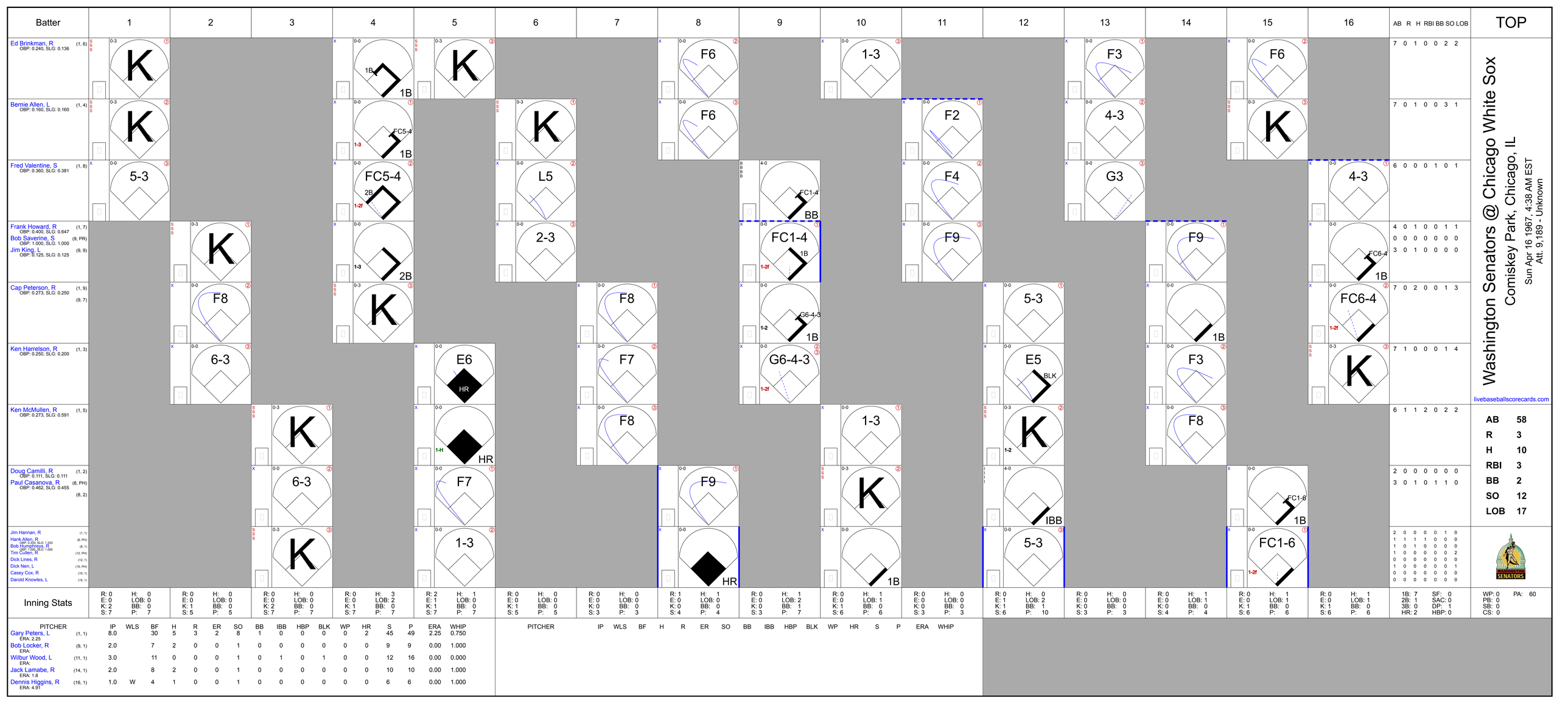
Batter
1
2
3
4
5
6
7
8
9
10
11
12
13
14
15
16
AB R H RBI BB SO LOB
TOP
Ed Brinkman, R (1, 6) OBP: 0.240, SLG: 0.136
7 0 1 0 0 2 2
Bernie Allen, L (1, 4) OBP: 0.160, SLG: 0.160
7 0 1 0 0 3 1
Fred Valentine, S (1, 8) OBP: 0.360, SLG: 0.381
6 0 0 0 1 0 1
Frank Howard, R (1, 7) OBP: 0.400, SLG: 0.647
4 0 1 0 0 1 1
Bob Saverine, S (9, PR) OBP: 1.000, SLG: 1.000
0 0 0 0 0 0 0
Jim King, L (9, 9) OBP: 0.125, SLG: 0.125
3 0 1 0 0 0 0
Cap Peterson, R (1, 9) (9, 7) OBP: 0.273, SLG: 0.250
7 0 2 0 0 1 3
Ken Harrelson, R (1, 3) OBP: 0.250, SLG: 0.200
7 1 0 0 0 1 4
Ken McMullen, R (1, 5) OBP: 0.273, SLG: 0.591
6 1 1 2 0 2 2
Doug Camilli, R (1, 2)
Paul Casanova, R (8, PH) (8, 2) OBP: 0.462, SLG: 0.455
2 0 0 0 0 0 0
3 0 1 0 1 1 0
Jim Hannan, R (1, 1)
Hank Allen, R (8, PH) OBP: 0.333, SLG: 1.333
Bob Humphreys, R (8, 1) OBP: 1.000, SLG: 1.000
Tim Cullen, R (12, PH)
Dick Lines, R (12, 1)
Dick Nen, L (15, PH)
Casey Cox, R (15, 1)
Darold Knowles, L (15, 1)
2 0 0 0 0 1 0
1 1 1 1 0 0 0
1 0 1 0 0 0 0
1 0 0 0 0 0 2
0 0 0 0 0 0 0
1 0 0 0 0 0 1
0 0 0 0 0 0 0
0 0 0 0 0 0 0
Washington Senators @ Chicago White Sox
Comiskey Park, Chicago, IL
Sun Apr 16 1967, 4:38 AM EST
Att. 9,189 - Unknown
livebaseballscorecards.com
AB 58
R 3
H 10
RBI 3
BB 2
SO 12
LOB 17
Inning Stats
1: R: 0 E: 0 K: 2 S: 7 | H: 0 LOB: 0 BB: 0 P: 7
2: R: 0 E: 0 K: 1 S: 5 | H: 0 LOB: 0 BB: 0 P: 5
3: R: 0 E: 0 K: 2 S: 7 | H: 0 LOB: 0 BB: 0 P: 7
4: R: 0 E: 0 K: 1 S: 7 | H: 3 LOB: 2 BB: 0 P: 7
5: R: 2 E: 1 K: 1 S: 7 | H: 1 LOB: 0 BB: 0 P: 7
6: R: 0 E: 0 K: 1 S: 5 | H: 0 LOB: 0 BB: 0 P: 5
7: R: 0 E: 0 K: 0 S: 3 | H: 0 LOB: 0 BB: 0 P: 3
8: R: 1 E: 0 K: 0 S: 4 | H: 1 LOB: 0 BB: 0 P: 4
9: R: 0 E: 0 K: 0 S: 3 | H: 1 LOB: 2 BB: 1 P: 7
10: R: 0 E: 0 K: 1 S: 6 | H: 1 LOB: 1 BB: 0 P: 6
11: R: 0 E: 0 K: 0 S: 3 | H: 0 LOB: 0 BB: 0 P: 3
12: R: 0 E: 1 K: 1 S: 6 | H: 0 LOB: 2 BB: 1 P: 10
13: R: 0 E: 0 K: 0 S: 3 | H: 0 LOB: 0 BB: 0 P: 3
14: R: 0 E: 0 K: 0 S: 4 | H: 1 LOB: 1 BB: 0 P: 4
15: R: 0 E: 0 K: 1 S: 6 | H: 1 LOB: 1 BB: 0 P: 6
16: R: 0 E: 0 K: 1 S: 6 | H: 1 LOB: 1 BB: 0 P: 6
1B: 7 2B: 1 3B: 0 HR: 2
SF: 0 SAC: 0 DP: 1 HBP: 0
WP: 0 PB: 0 SB: 0 CS: 0
PA: 60
PITCHER IP WLS BF H R ER SO BB IBB HBP BLK WP HR S P ERA WHIP
Gary Peters, L (1, 1) ERA: 2.25 8.0 30 5 3 2 8 1 0 0 0 0 0 2 45 49 2.25 0.750
Bob Locker, R (9, 1) ERA: 2.0 7 2 0 0 1 0 0 0 0 0 0 0 9 9 0.00 1.000
Wilbur Wood, L (11, 1) ERA: 3.0 11 0 0 0 1 0 1 0 1 0 0 12 16 0.00 0.000
Jack Lamabe, R (14, 1) ERA: 1.8 2.0 8 2 0 0 1 0 0 0 0 0 0 10 10 0.00 1.000
Dennis Higgins, R (16, 1) ERA: 4.91 1.0 W 4 1 0 0 1 0 0 0 0 0 0 6 6 0.00 1.000
PITCHER IP WLS BF H R ER SO BB IBB HBP BLK WP HR S P ERA WHIP

BOTTOM

Washington Senators @ Chicago White Sox

Comiskey Park, Chicago, IL

Sun Apr 16 1967, 4:38 AM EST

Att. 9,189 - Unknown

livebaseballscorecards.com

Batter	1	2	3	4	5	6	7	8	9	10	11	12	13	14	15	16	AB	R	H	RBI	BB	SO	LOB
Don Buford, S (1, 5) OBP: 0.154, SLG: 0.120	F7		1-3		4-3			4-3		6-3			CS 1B		F9		7	0	1	0	0	0	2
Ken Berry, R (1, 9) OBP: 0.423, SLG: 0.333	1B 2B		6-3		6-3			6-3			4-3		L 1-2	K		E BB 1B	8	2	2	0	0	1	1
Tom McCraw, L (1, 3) OBP: 0.450, SLG: 0.389	1-3		K			1B G4-6-3 1B		FC6-4 1B			CS 1B			1B 1B		G3 1-3	7	1	4	0	0	1	2
Tommie Agee, R (1, 8) OBP: 0.400, SLG: 0.429	S 2-H 1B			F8		1-3 G4-6-3 1B		FC6-4 1-2f			K 1-2			L1-6-3 1-2 1B		BB IBB IBB	6	0	3	1	1	1	2
Pete Ward, L (1, 7) OBP: 0.417, SLG: 0.650	4-3 1-2			2B 1B		G4-6-3 1-2f 3-H			4-3			K		L1-6-3 1-2		BB IBB	6	1	1	0	1	1	4
Jerry Adair, R (1, 4) OBP: 0.375, SLG: 0.429		K		1-H 2B		5-3			F9			4-3			6-3	BB 1-2 2-3 3-H BB	6	0	1	2	1	1	0
Duane Josephson, R (1, 2) OBP: 0.143, SLG: 0.077		5-3		5-3			F9		6-3			K			BB		5	0	0	0	1	1	1
Ed Stroud, L (15, PR)																	0	0	0	0	0	0	0
Jerry McNertney, R (16, 2) OBP: 0.500, SLG: 0.500																	0	0	0	0	0	0	0
Ron Hansen, R (1, 6) OBP: 0.227, SLG: 0.111		BB		5-3			L5			F8			5-3		IBB 1-2		4	0	0	0	2	0	1
Al Weis, S (15, PR) (16, 6)																	0	0	0	0	0	0	0
Gary Peters, L (1, 1)		K			4-3		G3			F7			F9		F2		3	0	0	0	0	1	1
Bob Locker, S (9, 1)																	0	0	0	0	0	0	0
Smoky Burgess, L (10, PH) OBP: 0.333, SLG: 0.350																	1	0	0	0	0	0	0
Willie Woods, RF (11, 1)																	0	0	0	0	0	0	0
Bill Skowron, R (13, PH)																	1	0	0	0	0	0	0
Jack Lamabe, R (14, 1)																	0	0	0	0	0	0	0
Wayne Causey, L (15, PH) OBP: 0.333, SLG: 0.467																	0	0	0	0	0	0	0
Dennis Higgins, R (16, 1)																	1	0	0	0	0	0	0
																	0	0	0	0	0	0	0
Inning Stats	R: 1 E: 0 K: 0 S: 5 H: 2 LOB: 1 BB: 0 P: 5	R: 0 E: 0 K: 2 S: 7 H: 0 LOB: 1 BB: 1 P: 11	R: 0 E: 0 K: 1 S: 5 H: 0 LOB: 0 BB: 0 P: 5	R: 1 E: 0 K: 0 S: 5 H: 2 LOB: 1 BB: 0 P: 5	R: 0 E: 0 K: 0 S: 3 H: 0 LOB: 0 BB: 0 P: 3	R: 1 E: 0 K: 0 S: 4 H: 2 LOB: 0 BB: 0 P: 4	R: 0 E: 0 K: 0 S: 3 H: 0 LOB: 0 BB: 0 P: 3	R: 0 E: 0 K: 0 S: 4 H: 1 LOB: 1 BB: 0 P: 4	R: 0 E: 0 K: 0 S: 3 H: 0 LOB: 0 BB: 0 P: 3	R: 0 E: 0 K: 0 S: 3 H: 0 LOB: 0 BB: 0 P: 3	R: 0 E: 0 K: 1 S: 5 H: 1 LOB: 1 BB: 0 P: 5	R: 0 E: 0 K: 2 S: 7 H: 0 LOB: 0 BB: 0 P: 7	R: 0 E: 0 K: 0 S: 3 H: 1 LOB: 0 BB: 0 P: 3	R: 0 E: 0 K: 1 S: 6 H: 2 LOB: 1 BB: 0 P: 6	R: 0 E: 0 K: 0 S: 3 H: 0 LOB: 2 BB: 2 P: 11	R: 1 E: 1 K: 0 S: 2 H: 1 LOB: 3 BB: 3 P: 14	1B: 10 2B: 3 3B: 0 HR: 0	SF: 0 SAC: 0 DP: 3 HBP: 0	WP: 0 PB: 0 SB: 2 CS: 2	PA: 61

	AB	55
	R	4
	H	12
	RBI	3
	BB	6
	SO	7
	LOB	16

PITCHER		IP	WLS	BF	H	R	ER	SO	BB	IBB	HBP	BLK	WP	HR	S	P	ERA	WHIP
Jim Hannan, R ERA: 3.6	(1, 1)	7.0		27	6	3	3	3	1	0	0	0	0	0	32	36	3.86	1.000
Bob Humphreys, R ERA:	(8, 1)	4.0		13	2	0	0	1	0	0	0	0	0	0	15	15	0.00	0.500
Dick Lines, L ERA:	(12, 1)	3.0		11	3	0	0	3	0	0	0	0	0	0	16	16	0.00	1.000
Casey Cox, R ERA:	(15, 1)	0.1		3	0	0	0	0	1	1	0	0	0	0	1	9	0.00	3.000
Darold Knowles, L ERA: 1.93	(15, 1)	1.0	L	7	1	1	1	0	1	2	0	0	0	0	4	16	9.00	2.000

PITCHER	IP	WLS	BF	H	R	ER	SO	BB	IBB	HBP	BLK	WP	HR	S	P	ERA	WHIP

Batter	1	2	3	4	5	6	7	8	9	AB	R	H	RBI	BB	SO	LOB
Don Buford, S (1, 5) OBP: 0.231, SLG: 0.243	1B 3B		FC5-4 1B K		F8			FC3-6 CS 1-2f		5	1	2	0	0	1	3
Ken Berry, R (1, 9) OBP: 0.513, SLG: 0.485	1B 1B 3-H		FC5-4 2B 1B 1-2f	2B		G4-6-3 HBP 1B		K 1-2		5	1	3	1	0	1	2
Tommie Agee, R (1, 8) OBP: 0.395, SLG: 0.438	G5-4-3 1B 1-2		1B 2B 1-3	K		H G4-6-3 HBP 1-2			F9	4	1	2	0	0	1	1
Pete Ward, L (1, 7) OBP: 0.361, SLG: 0.500 Walt Williams, R (7, 7) OBP: 0.167, SLG: 0.167	K		1B 1B 1B 2-H 3-H	K		G4-6-3 1-2f 2-3			G3 1B	4 1	1 0	1 1	2 0	0 0	2 0	5 0
Jerry Adair, R (1, 4) OBP: 0.297, SLG: 0.324	G5-4-3 1-2f		E 1B BB 1B 1-3	F4		K			G3 1-2	5	1	1	0	0	1	5
Duane Josephson, R (1, 2) OBP: 0.185, SLG: 0.154		K	BB E 1B 1B 1-2 3-H		6-3		F8		F9	5	1	1	1	0	1	1
Tom McCraw, L (1, 3) OBP: 0.406, SLG: 0.345		F3	E1 BB 1B 1-2 2-3		S 1B		4-3			4	2	1	0	0	0	2
Ron Hansen, R (1, 6) OBP: 0.281, SLG: 0.120		BB	1B BB 1-2 2-3 3-H		SH2-4 1-H		F8			2	0	1	2	2	0	0
John Buzhardt, R (1, 1) OBP: 0.750, SLG: 0.750 Bob Locker, S (8, 1)		F7	1-3 2-H 3-H		SH2-4 1-2			FC3-6 1B		3 0	0 0	2 0	2 0	0 0	0 0	1 0
Inning Stats	R: 1 E: 0 K: 1 S: 7 H: 3 LOB: 1 BB: 0 P: 7	R: 0 E: 0 K: 1 S: 5 H: 0 LOB: 1 BB: 1 P: 9	R: 6 E: 1 K: 1 S: 11 H: 6 LOB: 1 BB: 1 P: 15	R: 0 E: 0 K: 2 S: 8 H: 1 LOB: 1 BB: 0 P: 8	R: 1 E: 0 K: 0 S: 5 H: 2 LOB: 1 BB: 0 P: 5	R: 0 E: 0 K: 1 S: 5 H: 1 LOB: 1 BB: 0 P: 6	R: 0 E: 0 K: 0 S: 3 H: 0 LOB: 0 BB: 0 P: 3	R: 0 E: 0 K: 1 S: 5 H: 1 LOB: 1 BB: 0 P: 5	R: 0 E: 0 K: 0 S: 4 H: 1 LOB: 1 BB: 0 P: 4	1B: 12 2B: 3 3B: 1 HR: 0 SF: 0 SAC: 1 DP: 3 HBP: 1						

TOP

Chicago White Sox @ Washington Senators

D.C. Stadium, Washington, DC

Thu Apr 20 1967, 6:05 PM EST

Att. 5,667 - Unknown

livebaseballscorecards.com

AB	38
R	8
H	15
RBI	8
BB	2
SO	7
LOB	20

WP: 0 PB: 0 SB: 1 CS: 1 PA: 42

PITCHER	IP	WLS	BF	H	R	ER	SO	BB	IBB	HBP	BLK	WP	HR	S	P	ERA	WHIP
Pete Richert, L (1, 1) ERA: 9.0	2.1	L	15	8	6	6	2	1	0	0	0	0	0	18	22	23.14	3.857
Bob Humphreys, R (3, 1) ERA:	1.2		8	2	1	0	3	1	0	0	0	0	0	13	17	0.00	1.800
Casey Cox, R (5, 1) ERA: 3.86	2.0		9	3	1	1	1	0	0	1	0	0	0	10	11	4.50	1.500
Dave Baldwin, R (7, 1) ERA:	2.0		6	1	0	0	1	0	0	0	0	0	0	8	8	0.00	0.500
Dick Lines, L (9, 1) ERA:	1.0		4	1	0	0	0	0	0	0	0	0	0	4	4	0.00	1.000

PITCHER	IP	WLS	BF	H	R	ER	SO	BB	IBB	HBP	BLK	WP	HR	S	P	ERA	WHIP

Batter	1	2	3	4	5	6	7	8	9	AB	R	H	RBI	BB	SO	LOB
Ed Brinkman, R (1, 6) OBP: 0.233, SLG: 0.148	F3	G3		G4-6-3 1B 1-2 2-H			6-3		G3	5	0	1	1	0	0	1
Bernie Allen, L (1, 4) OBP: 0.200, SLG: 0.200	E3 BB 1B	F8	G4-6-3 1-2f				1B		FC4 1B	5	0	2	0	0	0	2
Fred Valentine, S (1, 8) OBP: 0.333, SLG: 0.346	BB 1B 1-2	G3			K		F9		L4	5	0	1	0	0	1	2
Frank Howard, R (1, 7) OBP: 0.320, SLG: 0.500	F8	G3			1-3		6-3		FC4 1-2f	5	0	0	0	0	0	4
Bob Chance, L (1, 3) OBP: 0.857, SLG: 1.600	BB 1-2 2-3			1B FC5-4 2B	1B			FC5-4 1B 1B		3	2	3	0	1	0	0
Cap Peterson, R (1, 9) OBP: 0.308, SLG: 0.292	F7			FC5-4 BB 1B 2-3	F8			FC5-4 1-2		4	1	2	0	0	0	4
Ken McMullen, R (1, 5) OBP: 0.269, SLG: 0.520		5-3	FC5-4 1-2	BB		6-3		FC5-4 1B 1-2f 2-3		3	0	0	0	1	0	2
Paul Casanova, R (1, 2) OBP: 0.412, SLG: 0.400		F2	FC5-4 1B 1-2f 2-3 3-H			F8		G6-4-3 1-2 3-H		4	1	1	2	0	0	2
Pete Richert, L (1, 1) OBP: 0.200, SLG: 0.200										1	0	1	0	0	0	0
Bob Humphreys, R (3, 1) OBP: 1.000, SLG: 1.000										0	0	0	0	0	0	0
Jim King, L (4, PH) OBP: 0.222, SLG: 0.222										1	0	1	1	0	0	0
Casey Cox, R (5, 1)										0	0	0	0	0	0	0
Dick Nen, L (6, PH)										1	0	0	0	0	0	0
Dave Baldwin, R (7, 1)										0	0	0	0	0	0	0
Bob Saverine, S (8, PH) OBP: 0.500, SLG: 0.500										1	0	0	0	0	0	2
Dick Lines, R (9, 1)	1B			1B 1-2 3-H		F8		G6-4-3 1-2f		0	0	0	0	0	0	0
Inning Stats	R: 0 E: 1 K: 0 S: 5 H: 1 LOB: 3 BB: 1 P: 9	R: 0 E: 0 K: 0 S: 4 H: 1 LOB: 1 BB: 0 P: 4	R: 0 E: 0 K: 0 S: 3 H: 0 LOB: 0 BB: 0 P: 3	R: 3 E: 0 K: 0 S: 6 H: 4 LOB: 1 BB: 1 P: 10	R: 0 E: 0 K: 1 S: 6 H: 1 LOB: 1 BB: 0 P: 6	R: 0 E: 0 K: 0 S: 3 H: 0 LOB: 0 BB: 0 P: 3	R: 0 E: 0 K: 0 S: 4 H: 1 LOB: 1 BB: 0 P: 4	R: 1 E: 0 K: 0 S: 5 H: 3 LOB: 1 BB: 0 P: 5	R: 0 E: 0 K: 0 S: 4 H: 1 LOB: 1 BB: 0 P: 4	1B: 11 2B: 1 3B: 0 HR: 0	SF: 0 SAC: 0 DP: 2 HBP: 0					

PITCHER		IP	WLS	BF	H	R	ER	SO	BB	IBB	HBP	BLK	WP	HR	S	P	ERA	WHIP
John Buzhardt, R ERA: 6.55	(1, 1)	7.0	W	33	10	4	4	1	2	0	0	0	0	0	33	41	5.14	1.714
Bob Locker, R ERA:	(8, 1)	2.0	S	7	2	0	0	0	0	0	0	0	0	0	7	7	0.00	1.000

PITCHER	IP	WLS	BF	H	R	ER	SO	BB	IBB	HBP	BLK	WP	HR	S	P	ERA	WHIP

BOTTOM

Chicago White Sox @ Washington Senators

D.C. Stadium, Washington, DC

Thu Apr 20 1967, 6:05 PM EST

Att. 5,667 - Unknown

livebaseballscorecards.com

AB	38
R	4
H	12
RBI	4
BB	2
SO	1
LOB	19

PA: 40

WP: 0
PB: 0
SB: 0
CS: 0

Batter	1	2	3	4	5	6	7	8	9	AB	R	H	RBI	BB	SO	LOB
Don Buford, S (1, 5) OBP: 0.233, SLG: 0.225	BBBB 4-0 F8 S K3-2-3 BB		x 0-0 ② G2		SSS 0-3 ② K			SSS 0-3 ① K		3	0	0	0	1	2	0
Ken Berry, R (1, 9) OBP: 0.535, SLG: 0.528	BBBB 4-0 F8 1-2 BB		x 0-0 ③ F9		x 0-0 S 1B			x 0-0 4-3 2B		3	0	2	0	1	0	0
Tom McCraw, L (1, 3) OBP: 0.389, SLG: 0.333	x 0-0 ① F8 1-2 2-3			x 0-0 HR 1B	x 0-0 ③ 4-3 1-2			x 0-0 ② 4-3 2-3		4	1	1	0	0	0	4
Tommie Agee, R (1, 8) OBP: 0.381, SLG: 0.500	SSS 0-3 ②③ K3-2-3 3-Hf			x 0-0 1-H HR		x 0-0 ① 5-3		x 0-0 F9		4	1	1	2	0	1	3
Pete Ward, L (1, 7) OBP: 0.350, SLG: 0.559		x 0-0 HR		x 0-0 ① G3		x 0-0 ② F9			x 0-0 ① 4-3	4	1	1	1	0	0	0
Jerry Adair, R (1, 4) OBP: 0.268, SLG: 0.289		x 0-0 ① F9		x 0-0 ② 4-3		x 0-0 ③ F9			x 0-0 ② F7	4	0	0	0	0	0	0
Duane Josephson, R (1, 2) OBP: 0.226, SLG: 0.200		x 0-0 CS 1B		x 0-0 1B			x 0-0 ① F3		x 0-0 ③ 4-3	4	0	2	0	0	0	0
Ron Hansen, R (1, 6) OBP: 0.257, SLG: 0.107		SSS 0-3 ②③ K 1-2		x 0-0 ③ 5-3			x 0-0 ② F8			3	0	0	0	0	1	2
Gary Peters, L (1, 1)			x 0-0 ① 1-3		x 0-0 ① 1-3		x 0-0 ③ F8			3	0	0	0	0	0	0
Inning Stats	R: 0 H: 0 E: 0 LOB: 2 K: 1 BB: 2 S: 4 P: 12	R: 1 H: 2 E: 0 LOB: 1 K: 1 BB: 0 S: 6 P: 6	R: 0 H: 0 E: 0 LOB: 0 K: 0 BB: 0 S: 3 P: 3	R: 2 H: 3 E: 0 LOB: 1 K: 0 BB: 0 S: 6 P: 6	R: 0 H: 1 E: 0 LOB: 1 K: 1 BB: 0 S: 6 P: 6	R: 0 H: 0 E: 0 LOB: 0 K: 0 BB: 0 S: 3 P: 3	R: 0 H: 0 E: 0 LOB: 0 K: 0 BB: 0 S: 3 P: 3	R: 0 H: 1 E: 0 LOB: 1 K: 1 BB: 0 S: 6 P: 6	R: 0 H: 0 E: 0 LOB: 0 K: 0 BB: 0 S: 3 P: 3	1B: 4 SF: 0 2B: 3 SAC: 0 3B: 0 DP: 2 HR: 2 HBP: 0						

PITCHER	IP	WLS	BF	H	R	ER	SO	BB	IBB	HBP	BLK	WP	HR	S	P	ERA	WHIP
Joe Coleman, R (1, 1) ERA: 3.06	9.0	W	34	7	3	3	4	2	0	0	0	0	2	40	48	3.00	1.000

PITCHER	IP	WLS	BF	H	R	ER	SO	BB	IBB	HBP	BLK	WP	HR	S	P	ERA	WHIP

TOP

Chicago White Sox @ Washington Senators

D.C. Stadium, Washington, DC

Fri Apr 21 1967, 6:05 PM EST

Att. 6,419 - Unknown

livebaseballscorecards.com

AB	32
R	3
H	7
RBI	3
BB	2
SO	4
LOB	9

BOTTOM

Batter	1	2	3	4	5	6	7	8	9	AB	R	H	RBI	BB	SO	LOB
Ed Brinkman, R (1, 6) OBP: 0.257, SLG: 0.219	K	K		K		2B			4-3 SH1-4 1B	5	1	2	1	0	3	2
Bernie Allen, L (1, 4) OBP: 0.176, SLG: 0.176	K	K			K	K			SH1-4	4	0	0	0	0	4	3
Fred Valentine, S (1, 8) OBP: 0.343, SLG: 0.310	E 1B BB		6-3		K		F4		1B 4-3 BB	3	1	0	0	2	1	0
Frank Howard, R (1, 7) OBP: 0.345, SLG: 0.458	E3 1B		K		BB		HBP		4-3	2	0	0	0	1	1	1
Hank Allen, R (7, PR) (8, 7) OBP: 0.250, SLG: 1.000										1	0	0	0	0	0	2
Cap Peterson, R (1, 9) OBP: 0.355, SLG: 0.296	1B		WP BB		K		F3		1B IBB	3	0	1	1	2	1	2
Ken Harrelson, R (1, 3) OBP: 0.286, SLG: 0.211	1-3		BB			F8	5-3		1B	4	0	1	1	1	0	3
Ken McMullen, R (1, 5) OBP: 0.267, SLG: 0.483		HBP 1B	F8			F8		F8		4	0	1	0	0	0	2
Paul Casanova, R (1, 2) OBP: 0.429, SLG: 0.389		HBP		F7		2B 1B		F9		3	1	1	0	0	0	0
Joe Coleman, R (1, 1) OBP: 0.250, SLG: 0.286		F2		K		2B 2B		K		4	1	1	1	0	2	2
Inning Stats	R: 1 E: 1 K: 2 S: 9 H: 1 LOB: 2 BB: 1 P: 13	R: 0 E: 0 K: 2 S: 8 H: 1 LOB: 2 BB: 0 P: 9	R: 0 E: 0 K: 1 S: 5 H: 0 LOB: 2 BB: 2 P: 13	R: 0 E: 0 K: 2 S: 7 H: 0 LOB: 0 BB: 0 P: 7	R: 0 E: 0 K: 3 S: 9 H: 0 LOB: 1 BB: 1 P: 13	R: 2 E: 0 K: 1 S: 8 H: 3 LOB: 1 BB: 0 P: 8	R: 0 E: 0 K: 0 S: 3 H: 0 LOB: 1 BB: 0 P: 4	R: 0 E: 0 K: 1 S: 5 H: 0 LOB: 0 BB: 0 P: 5	R: 1 E: 0 K: 0 S: 4 H: 2 LOB: 3 BB: 2 P: 12	1B: 5 2B: 2 3B: 0 HR: 0	SF: 0 SAC: 1 DP: 0 HBP: 2						

PITCHER	IP	WLS	BF	H	R	ER	SO	BB	IBB	HBP	BLK	WP	HR	S	P	ERA	WHIP
Gary Peters, L (1, 1) ERA: 2.7	8.2	L	42	7	4	3	12	5	1	2	0	1	0	58	84	3.12	1.385

PITCHER	IP	WLS	BF	H	R	ER	SO	BB	IBB	HBP	BLK	WP	HR	S	P	ERA	WHIP

Chicago White Sox @ Washington Senators

D.C. Stadium, Washington, DC

Fri Apr 21 1967, 6:05 PM EST

Att. 6,419 - Unknown

livebaseballscorecards.com

AB	33
R	4
H	7
RBI	4
BB	6
SO	12
LOB	17

WP: 1 PA: 42
PB: 0
SB: 0
CS: 0

Batter	1	2	3	4	5	6	7	8	9	AB	R	H	RBI	BB	SO	LOB
Don Buford, S (1, 5) OBP: 0.213, SLG: 0.205	F3		4-3			F9		5-3		4	0	0	0	0	0	3
Ken Berry, R (1, 9) OBP: 0.489, SLG: 0.475 (8, 7)	F3			6-3			F7		F9	4	0	0	0	0	0	0
Tom McCraw, L (1, 3) OBP: 0.350, SLG: 0.297	F6			F3			F7		K2-3	4	0	0	0	0	1	0
Tommie Agee, R (1, 8) OBP: 0.391, SLG: 0.564		HR		BB			K		K	3	1	1	1	1	2	0
Pete Ward, L (1, 7) OBP: 0.349, SLG: 0.541		F7		PO 1-2	4-3			F9 SH3-4 1B		3	0	1	0	0	0	0
Ed Stroud, L (8, PR) (8, 9)										0	0	0	0	0	0	0
Jerry Adair, R (1, 4) OBP: 0.256, SLG: 0.275		1-3			F4			SH3-4 1-2		2	0	0	0	0	0	0
J.C. Martin, L (1, 2)		F5			F4			BB IBB		2	0	0	0	1	0	0
Ron Hansen, R (1, 6) OBP: 0.243, SLG: 0.100			F6			F3		F9 2-3		2	0	0	0	0	0	0
Smoky Burgess, L (8, PH) OBP: 0.200, SLG: 0.200										1	0	0	0	0	0	2
Al Weis, S (8, 6)										0	0	0	0	0	0	0
Joe Horlen, R (1, 1) OBP: 0.333, SLG: 0.400			K			F8		BB 1-2		2	0	0	0	1	1	0
Inning Stats	R: 0 E: 0 K: 0 S: 3 H: 0 LOB: 0 BB: 0 P: 3	R: 1 E: 0 K: 0 S: 4 H: 1 LOB: 0 BB: 0 P: 4	R: 0 E: 0 K: 1 S: 5 H: 0 LOB: 0 BB: 0 P: 5	R: 0 E: 0 K: 0 S: 2 H: 0 LOB: 0 BB: 1 P: 6	R: 0 E: 0 K: 0 S: 3 H: 0 LOB: 0 BB: 0 P: 3	R: 0 E: 0 K: 0 S: 3 H: 0 LOB: 0 BB: 0 P: 3	R: 0 E: 0 K: 1 S: 5 H: 0 LOB: 0 BB: 0 P: 5	R: 0 E: 0 K: 0 S: 4 H: 1 LOB: 3 BB: 2 P: 12	R: 0 E: 0 K: 2 S: 7 H: 0 LOB: 0 BB: 0 P: 7	1B: 1 2B: 0 3B: 0 HR: 1 SF: 0 SAC: 1 DP: 0 HBP: 0	WP: 0 PB: 0 SB: 0 CS: 0 PA: 32					

PITCHER		IP	WLS	BF	H	R	ER	SO	BB	IBB	HBP	BLK	WP	HR	S	P	ERA	WHIP
Phil Ortega, R ERA: 3.97	(1, 1)	7.1	L	25	2	1	1	2	1	1	0	0	0	1	27	35	1.23	0.409
Darold Knowles, L ERA: 1.42	(8, 1)	1.2		6	0	0	0	2	1	0	0	0	0	0	9	13	0.00	0.600

PITCHER	IP	WLS	BF	H	R	ER	SO	BB	IBB	HBP	BLK	WP	HR	S	P	ERA	WHIP

TOP

Chicago White Sox @ Washington Senators

D.C. Stadium, Washington, DC

Sat Apr 22 1967, 3:33 AM EST

Att. 4,133 - Unknown

livebaseballscorecards.com

AB	27
R	1
H	2
RBI	1
BB	3
SO	4
LOB	5

Batter	1	2	3	4	5	6	7	8	9	AB	R	H	RBI	BB	SO	LOB
Ed Brinkman, R (1, 6) OBP: 0.237, SLG: 0.200	S S S 0-3 ① K		x 0-0 ③ F6			x 0-0 ③ 4-3			x 0-0 ② 4-3	3	0	0	0	0	1	0
Jim King, L (9, PH) OBP: 0.200, SLG: 0.200										1	0	0	0	0	0	2
Bernie Allen, L (1, 4) OBP: 0.158, SLG: 0.158	x 0-0 ② F9			x 0-0 ① 1-3			x 0-0 ① G3		x 0-0 ③ 4-3	4	0	0	0	0	0	2
Fred Valentine, S (1, 8) OBP: 0.342, SLG: 0.290	B B B B 4-0 FC5 WP BB			x 0-0 ② F4			x 0-0 ② G3			2	0	0	0	1	0	0
Frank Howard, R (1, 7) OBP: 0.313, SLG: 0.407	x 0-0 ③ FC5 1-3			x 0-0 ③ F2			x 0-0 ③ 6-3			3	0	0	0	0	0	1
Bob Chance, L (1, 3) OBP: 0.600, SLG: 1.000		x 0-0 ① F9			x 0-0 ① 3-1			x 0-0 ① 3-1		3	0	0	0	0	0	0
Cap Peterson, R (1, 9) OBP: 0.353, SLG: 0.300		x 0-0 ② 5-3			x 0-0 ② F8			x 0-0 G6-4-3 1B		3	0	1	0	0	0	0
Ken McMullen, R (1, 5) OBP: 0.242, SLG: 0.438		x 0-0 ③ 5-3			x 0-0 ③ 4-3			x 0-0 ② ③ G6-4-3 1-2f		3	0	0	0	0	0	1
Paul Casanova, R (1, 2) OBP: 0.417, SLG: 0.381			S S S 0-3 ① K			x 0-0 ① F2			x 0-0 SH5-4 1B	3	0	1	0	0	1	0
Bob Saverine, S (9, PR) OBP: 0.500, SLG: 0.500										0	0	0	0	0	0	0
Phil Ortega, R (1, 1)			S S S 0-3 ② K			x 0-0 ② 6-3			x 0-0 ① SH5-4 1-2	2	0	0	0	0	1	0
Darold Knowles, L (8, 1)										0	0	0	0	0	0	0
Tim Cullen, R (9, PH)										0	0	0	0	0	0	0
Inning Stats	R: 0 E: 0 K: 1 S: 5 H: 0 LOB: 1 BB: 1 P: 9	R: 0 E: 0 K: 0 S: 3 H: 0 LOB: 0 BB: 0 P: 3	R: 0 E: 0 K: 2 S: 7 H: 0 LOB: 0 BB: 0 P: 7	R: 0 E: 0 K: 0 S: 3 H: 0 LOB: 0 BB: 0 P: 3	R: 0 E: 0 K: 0 S: 3 H: 0 LOB: 0 BB: 0 P: 3	R: 0 E: 0 K: 0 S: 3 H: 0 LOB: 0 BB: 0 P: 3	R: 0 E: 0 K: 0 S: 3 H: 0 LOB: 0 BB: 0 P: 3	R: 0 E: 0 K: 0 S: 3 H: 1 LOB: 0 BB: 0 P: 3	R: 0 E: 0 K: 0 S: 4 H: 1 LOB: 2 BB: 0 P: 4	1B: 2 2B: 0 3B: 0 HR: 0	SF: 0 SAC: 1 DP: 1 HBP: 0						

PITCHER	IP	WLS	BF	H	R	ER	SO	BB	IBB	HBP	BLK	WP	HR	S	P	ERA	WHIP
Joe Horlen, R (1, 1) ERA: 1.5	9.0	W	29	2	0	0	3	1	0	0	0	1	0	34	38	0.00	0.333

PITCHER	IP	WLS	BF	H	R	ER	SO	BB	IBB	HBP	BLK	WP	HR	S	P	ERA	WHIP

BOTTOM

Chicago White Sox @ Washington Senators

D.C. Stadium, Washington, DC

Sat Apr 22 1967, 3:33 AM EST

Att. 4,133 - Unknown

livebaseballscorecards.com

AB	27
R	0
H	2
RBI	0
BB	1
SO	3
LOB	6

1B: 2 SF: 0
2B: 0 SAC: 1
3B: 0 DP: 1
HR: 0 HBP: 0

WP: 1 PA: 29
PB: 0
SB: 0
CS: 0

Batter	1	2	3	4	5	6	7	8	9	AB	R	H	RBI	BB	SO	LOB
Walt Williams, R (1, 7) OBP: 0.200, SLG: 0.200	6-3		G6-3 1-2f			6-3		G6-3 1B		4	0	1	0	0	0	1
Don Buford, S (1, 5) OBP: 0.216, SLG: 0.208	F4		1B FC5-4-2 1B			E1 G4-6-3		G6-3 1-2f		4	0	1	0	0	0	1
Hoyt Wilhelm, R (8, 1)										0	0	0	0	0	0	0
Ken Berry, R (1, 9) OBP: 0.490, SLG: 0.465	1-3		FC5-4-2 1-2 1B			G4-6-3 1-2f			BBBB FC1-4 BB	3	0	1	0	1	0	1
Tommie Agee, R (1, 8) OBP: 0.400, SLG: 0.571		F8 2B	FC5-4-2 WP HBP 1-2 2-H				BBBB 2B BB		FC1-4 3-4-1 1-2f 2B	3	1	1	0	1	0	3
Pete Ward, L (1, 3) OBP: 0.340, SLG: 0.500		F8 2-3	WP 1-2 HBP				F9		3-4-1 1-2	3	0	0	0	0	0	3
Duane Josephson, R (1, 2) OBP: 0.212, SLG: 0.188		K	K 1-2 2-3				L5		2-H 2B	2	0	0	0	0	2	3
Bill Skowron, R (7, PH)										1	0	0	0	0	0	1
J.C. Martin, L (7, 2)										0	0	0	0	0	0	0
Wayne Causey, L (9, PH) OBP: 0.500, SLG: 1.000										1	0	1	1	0	0	0
Jerry Adair, R (1, 4) OBP: 0.255, SLG: 0.295		4-3			4-3		1-3 2B		K	4	0	1	0	0	1	2
Ron Hansen, R (1, 6) OBP: 0.225, SLG: 0.091			F9		F7		1-6-3			3	0	0	0	0	0	2
Bruce Howard, S (1, 1) OBP: 0.375, SLG: 0.500								F9		2	0	1	0	0	0	0
Wilbur Wood, R (6, 1)										0	0	0	0	0	0	0
Dennis Higgins, R (7, 1)										0	0	0	0	0	0	0
Dick Kenworthy, R (8, PH)										1	0	0	0	0	0	0
(8, 5)			G6-3 1B		F7											

TOP

Chicago White Sox @ Washington Senators

D.C. Stadium, Washington, DC

Sun Apr 23 1967, 3:33 AM EST

Att. 7,675 - Unknown

livebaseballscorecards.com

AB	31
R	1
H	7
RBI	1
BB	2
SO	3
LOB	17

Inning Stats										
	R: 0 E: 0 K: 0 S: 3	H: 0 LOB: 0 BB: 0 P: 3	R: 0 E: 0 K: 1 S: 6	H: 1 LOB: 1 BB: 0 P: 6	R: 0 E: 0 K: 0 S: 3	H: 1 LOB: 0 BB: 0 P: 3	R: 0 E: 0 K: 1 S: 6	H: 2 LOB: 2 BB: 0 P: 7	R: 0 E: 0 K: 0 S: 3	H: 0 LOB: 0 BB: 0 P: 3
	R: 0 E: 1 K: 0 S: 3	H: 0 LOB: 0 BB: 0 P: 3	R: 0 E: 0 K: 0 S: 4	H: 1 LOB: 2 BB: 1 P: 8	R: 0 E: 0 K: 0 S: 3	H: 1 LOB: 0 BB: 0 P: 3	R: 1 E: 0 K: 1 S: 6	H: 1 LOB: 1 BB: 1 P: 10	1B: 4 2B: 4 3B: 0 HR: 0	SF: 0 SAC: 0 DP: 4 HBP: 1

	WP: 1	PA: 34
	PB: 0	
	SB: 0	
	CS: 0	

PITCHER	IP	WLS	BF	H	R	ER	SO	BB	IBB	HBP	BLK	WP	HR	S	P	ERA	WHIP
Barry Moore, L (1, 1) ERA: 1.0	9.0	W	34	7	1	1	3	2	0	1	0	1	0	37	46	1.00	1.000

PITCHER	IP	WLS	BF	H	R	ER	SO	BB	IBB	HBP	BLK	WP	HR	S	P	ERA	WHIP

Batter	1	2	3	4	5	6	7	8	9	AB	R	H	RBI	BB	SO	LOB
Ed Brinkman, R (1, 6) OBP: 0.256, SLG: 0.275	S S S 0-3 ① K		x 0-0 ③ FC6-4 SH1-4 1-2 1B	x 0-0 ③ 6-3		x 0-0 1-H 3B		S S S 0-3 K S 1B		5	0	2	1	0	2	1
Bernie Allen, L (1, 4) OBP: 0.190, SLG: 0.244	x 0-0 HR		x 0-0 ① SH1-4 1-2 2-3		x 0-0 ① F4	B B B B 4-0 BB BB		x 0-0 ① F5		3	1	1	1	1	0	1
Fred Valentine, S (1, 8) OBP: 0.349, SLG: 0.265	x 0-0 ② 6-3		H 1-0 FC6-4 HBP		S S S 0-3 ② K	B B B B 4-0 1-2 BB		S S S 0-3 ② K 1-2		3	0	0	0	1	2	1
Bob Chance, L (1, 3) OBP: 0.429, SLG: 0.667 Dick Nen, L (7, 3) OBP: 0.091, SLG: 0.091	x 0-0 ③ G3		x 0-0 ② FC6-4 FC5 BB 1-2f 2-3 3-H		S S S 0-3 K	S S S 0-3 ③ K		x 0-0 ③ 2-H 1B		4 1	0 0	0 1	1 0	0 0	2 0	5 0
Jim King, L (1, 9) OBP: 0.357, SLG: 0.308		x 0-0 S 1B	B B B B 4-0 1-2 BB		x 0-0 ③ L1		x 0-0 E8 1B FC5-2 1B			3	0	2	0	1	0	1
Cap Peterson, R (1, 7) OBP: 0.368, SLG: 0.324		x 0-0 ① F8	x 0-0 ③ FC5 2-3f			x 0-0 1B 1-3 SF7 1B	x 0-0 FC5-2 FC5-2 2-3 1B			4	1	2	0	0	0	4
Ken McMullen, R (1, 5) OBP: 0.216, SLG: 0.389	S S S 0-3 ② K			x 0-0 ① F8		x 0-0 ① 1-3 1-2	x 0-0 ① FC5-2 E 1-3 3-H			4	1	0	0	0	1	4
Paul Casanova, R (1, 2) OBP: 0.429, SLG: 0.400		x 0-0 ③ F7 1-2		x 0-0 SH1-3 1B		x 0-0 3B 2-3 1B	x 0-0 ② FC5-2 2-H 3-H			4	1	2	0	0	0	2
Barry Moore, L (1, 1) OBP: 0.333, SLG: 0.500			x 0-0 SH1-4 1B FC6-4 1B	x 0-0 ② SH1-3 1-2		x 0-0 ② SF7 3-H	x 0-0 ③ 1-3			2	1	1	1	0	0	1
Inning Stats	R: 1 E: 0 K: 1 S: 6 H: 1 LOB: 0 BB: 0 P: 6	R: 0 E: 0 K: 1 S: 6 H: 1 LOB: 1 BB: 0 P: 6	R: 1 E: 0 K: 0 S: 5 H: 2 LOB: 3 BB: 1 P: 10	R: 0 E: 0 K: 0 S: 4 H: 1 LOB: 1 BB: 0 P: 4	R: 0 E: 0 K: 2 S: 8 H: 0 LOB: 1 BB: 0 P: 8	R: 2 E: 0 K: 1 S: 8 H: 3 LOB: 3 BB: 2 P: 16	R: 1 E: 2 K: 0 S: 5 H: 2 LOB: 1 BB: 0 P: 5	R: 0 E: 0 K: 2 S: 8 H: 1 LOB: 2 BB: 0 P: 8		1B: 9 2B: 0 3B: 1 HR: 1	SF: 1 SAC: 2 DP: 0 HBP: 1						

PITCHER		IP	WLS	BF	H	R	ER	SO	BB	IBB	HBP	BLK	WP	HR	S	P	ERA	WHIP
Bruce Howard, R ERA: 3.2	(1, 1)	5.1	L	26	7	4	4	4	1	0	1	0	0	1	32	37	6.75	1.500
Wilbur Wood, L ERA:	(6, 1)	0.2		7	3	1	0	1	2	0	0	0	0	0	7	15	0.00	7.500
Dennis Higgins, R ERA: 3.86	(7, 1)	1.0		3	0	0	0	0	0	0	0	0	0	0	3	3	0.00	0.000
Hoyt Wilhelm, R ERA:	(8, 1)	1.0		4	1	0	0	2	0	0	0	0	0	0	8	8	0.00	1.000

PITCHER	IP	WLS	BF	H	R	ER	SO	BB	IBB	HBP	BLK	WP	HR	S	P	ERA	WHIP

BOTTOM

Chicago White Sox @ Washington Senators

D.C. Stadium, Washington, DC

Sun Apr 23 1967, 3:33 AM EST

Att. 7,675 - Unknown

livebaseballscorecards.com

AB	33
R	5
H	11
RBI	4
BB	3
SO	7
LOB	20

1B: 9	SF: 1	WP: 0	PA: 40
2B: 0	SAC: 2	PB: 2	
3B: 1	DP: 0	SB: 2	
HR: 1	HBP: 1	CS: 0	

Batter	1	2	3	4	5	6	7	8	9	AB	R	H	RBI	BB	SO	LOB
Reggie Smith, S (1, 8) OBP: 0.220, SLG: 0.304	F9		G3-6 1-2f			K	1-3 2-H 2B	F7		5	0	1	1	0	1	3
Dalton Jones, L (1, 5) OBP: 0.476, SLG: 0.684 John Wyatt, R (7, 1)	E 1B			HR 1B		FC6-4 1B	K		K	4 1	1 0	3 0	0 0	0 0	1 1	2 0
Carl Yastrzemski, L (1, 7) OBP: 0.435, SLG: 0.667	E4 G1-4-3 1-2			F8		F8		BB WP E 1B	4-3	5	1	1	0	0	0	3
Tony Horton, R (1, 3) OBP: 0.174, SLG: 0.217 Joe Foy, R (9, 5) OBP: 0.281, SLG: 0.200	G1-4-3 1-2f			F9		FC6-4 1-2f		K 1-2	K	5 0	0 0	0 0	0 0	0 0	2 0	5 0
Rico Petrocelli, R (1, 6) OBP: 0.489, SLG: 0.615		5-3		1-H HR			WP 1-3 1B 1B	E BB		3	3	2	2	1	0	0
George Thomas, R (1, 9) OBP: 0.263, SLG: 0.235 Jose Tartabull, L (8, PH) OBP: 0.296, SLG: 0.136 (8, 9)		K		F7			1-3 1-2	E 1-2 2-3 BB		3 0	0 1	0 0	0 0	0 1	1 0	1 0
Russ Gibson, R (1, 2) OBP: 0.370, SLG: 0.400		F8			K		F8	K		4	0	0	0	0	2	4
Mike Andrews, R (1, 4) OBP: 0.438, SLG: 0.500			G3-6 1B		F8		BB 2B 2-H 1B	E3 PB 1-H 2-H 3-H		4	1	2	1	0	0	0
Dennis Bennett, L (1, 1) George Scott, R (7, PH) OBP: 0.300, SLG: 0.167 (7, 5) (9, 3)			K		K		2B 1-2 BB	K 2-3		2 1	0 0	0 0	0 1	0 1	2 1	1 1
Inning Stats	R: 0 E: 1 K: 0 S: 4 H: 1 LOB: 1 BB: 0 P: 4	R: 0 E: 0 K: 1 S: 5 H: 0 LOB: 0 BB: 0 P: 5	R: 0 E: 0 K: 1 S: 5 H: 1 LOB: 0 BB: 0 P: 5	R: 2 E: 0 K: 0 S: 5 H: 2 LOB: 0 BB: 0 P: 5	R: 0 E: 0 K: 2 S: 7 H: 0 LOB: 0 BB: 0 P: 7	R: 0 E: 0 K: 1 S: 6 H: 1 LOB: 1 BB: 0 P: 6	R: 2 E: 0 K: 1 S: 8 H: 3 LOB: 2 BB: 1 P: 12	R: 3 E: 1 K: 3 S: 12 H: 1 LOB: 2 BB: 2 P: 20	R: 0 E: 0 K: 2 S: 7 H: 0 LOB: 0 BB: 0 P: 7	1B: 7 2B: 1 3B: 0 HR: 1 SF: 0 SAC: 0 DP: 2 HBP: 0				WP: 2 PB: 1 SB: 0 CS: 0		PA: 40

TOP

Boston Red Sox @ Washington Senators

D.C. Stadium, Washington, DC

Mon Apr 24 1967, 6:05 PM EST

Att. 2,235 - Unknown

livebaseballscorecards.com

AB	37
R	7
H	9
RBI	4
BB	3
SO	11
LOB	20

PITCHER		IP	WLS	BF	H	R	ER	SO	BB	IBB	HBP	BLK	WP	HR	S	P	ERA	WHIP
Camilo Pascual, R ERA: 4.15	(1, 1)	6.2		27	7	4	4	5	1	0	0	0	1	1	36	40	5.40	1.200
Darold Knowles, L ERA: 1.35	(7, 1)	0.1		2	1	0	0	1	0	0	0	0	0	0	4	4	0.00	3.000
Dick Lines, L ERA:	(8, 1)	0.0	L	1	1	1	0	0	0	0	0	0	0	0	1	1	∞	∞
Dave Baldwin, R ERA:	(8, 1)	0.2		6	0	2	0	3	2	0	0	0	1	0	10	18	0.00	3.000
Casey Cox, R ERA: 2.45	(8, 1)	1.1		4	0	0	0	2	0	0	0	0	0	0	8	8	0.00	0.000

PITCHER	IP	WLS	BF	H	R	ER	SO	BB	IBB	HBP	BLK	WP	HR	S	P	ERA	WHIP

Batter	1	2	3	4	5	6	7	8	9	AB	R	H	RBI	BB	SO	LOB
Ed Brinkman, R (1, 6) OBP: 0.255, SLG: 0.295	F2		K			1B 2B	6-3		2-3 1B	4	1	1	0	0	1	0
Fred Valentine, S (9, PH) OBP: 0.364, SLG: 0.286										1	0	1	0	0	0	0
Tim Cullen, R (1, 4) OBP: 0.500, SLG: 0.500	6-3		FC5-4 1B			2-H HR 1B		BB 1B	G3	3	1	2	1	0	0	0
Bernie Allen, L (8, PH) OBP: 0.205, SLG: 0.238										1	0	0	0	1	0	2
(9, 4)																
Hank Allen, R (1, 8) OBP: 0.375, SLG: 0.714	BB		1-2f FC5-4			1-2 HR 1B		F9		3	1	1	0	1	0	2
Frank Howard, R (1, 7) OBP: 0.306, SLG: 0.484	F7			E6 G5-4-3		1-H 2-H HR		F8		4	1	1	3	0	0	2
Dick Nen, L (9, 3) OBP: 0.091, SLG: 0.091										0	0	0	0	0	0	0
Cap Peterson, R (1, 9) OBP: 0.357, SLG: 0.316		F2		G5-4-3 1-2f		6-3		1-2 1B		4	0	1	0	0	0	1
(9, 7)																
Ken Harrelson, R (1, 3) OBP: 0.292, SLG: 0.190		BB		K		5-3		F2		2	0	0	0	1	1	0
Jim King, L (8, PH) OBP: 0.333, SLG: 0.286										1	0	0	0	0	0	2
(9, 9)																
Ken McMullen, R (1, 5) OBP: 0.195, SLG: 0.350		F9		E6 G6-4-3		F9			F7	4	0	0	0	0	0	1
Paul Casanova, R (1, 2) OBP: 0.406, SLG: 0.414		F3		G6-4-3 1-2f			F6		1B 2B	4	0	1	0	0	0	2
Camilo Pascual, R (1, 1)			F8	6-3			K		6-3	2	0	0	0	0	0	0
Darold Knowles, L (7, 1)										0	0	0	0	0	0	0
Bob Chance, L (7, PH) OBP: 0.400, SLG: 0.615										1	0	0	0	0	1	0
Dick Lines, R (8, 1)										0	0	0	0	0	0	0
Dave Baldwin, R (8, 1)										0	0	0	0	0	0	0
Casey Cox, R (8, 1)										0	0	0	0	0	0	0
Bob Saverine, S (9, PH) OBP: 0.333, SLG: 0.333										1	0	0	0	0	0	1
Inning Stats	R: 0 E: 0 K: 0 S: 3 H: 0 LOB: 1 BB: 1 P: 7	R: 0 E: 0 K: 0 S: 3 H: 0 LOB: 1 BB: 1 P: 7	R: 0 E: 0 K: 1 S: 6 H: 1 LOB: 1 BB: 0 P: 6	R: 0 E: 1 K: 1 S: 5 H: 0 LOB: 0 BB: 0 P: 5	R: 0 E: 1 K: 0 S: 3 H: 0 LOB: 0 BB: 0 P: 3	R: 4 E: 0 K: 0 S: 7 H: 4 LOB: 0 BB: 0 P: 7	R: 0 E: 0 K: 1 S: 5 H: 0 LOB: 0 BB: 0 P: 5	R: 0 E: 0 K: 0 S: 4 H: 1 LOB: 2 BB: 1 P: 8	R: 0 E: 0 K: 0 S: 5 H: 2 LOB: 2 BB: 0 P: 5	1B: 5 2B: 2 3B: 0 HR: 1	SF: 0 SAC: 0 DP: 2 HBP: 0						

PITCHER		IP	WLS	BF	H	R	ER	SO	BB	IBB	HBP	BLK	WP	HR	S	P	ERA	WHIP
Dennis Bennett, L ERA: 3.21	(1, 1)	6.0		25	5	4	4	2	2	0	0	0	0	1	27	35	6.00	1.167
John Wyatt, R ERA:	(7, 1)	3.0	W	13	3	0	0	1	1	0	0	0	0	0	14	18	0.00	1.333

PITCHER	IP	WLS	BF	H	R	ER	SO	BB	IBB	HBP	BLK	WP	HR	S	P	ERA	WHIP

BOTTOM

Boston Red Sox @ Washington Senators

D.C. Stadium, Washington, DC

Mon Apr 24 1967, 6:05 PM EST

Att. 2,235 - Unknown

livebaseballscorecards.com

AB	35
R	4
H	8
RBI	4
BB	3
SO	3
LOB	13

1B: 5	SF: 0	WP: 0	PA: 38		
2B: 2	SAC: 0	PB: 0			
3B: 0	DP: 2	SB: 0			
HR: 1	HBP: 0	CS: 0			

Boston Red Sox @ Washington Senators

D.C. Stadium, Washington, DC

Tue Apr 25 1967, 6:05 PM EST

Att. 3,367 - Unknown

TOP

livebaseballscorecards.com

Batter	1	2	3	4	5	6	7	8	9	AB	R	H	RBI	BB	SO	LOB
Reggie Smith, S (1, 8) OBP: 0.236, SLG: 0.360	HR	6-3		6-3		WP BB			6-3	4	1	1	1	1	0	1
Dalton Jones, L (1, 5) OBP: 0.458, SLG: 0.619	G3	K		2B BB		K 1-2			E5 G3 1B	2	1	0	0	1	1	0
Joe Foy, R (4, 5) OBP: 0.265, SLG: 0.185										2	1	0	0	0	1	1
Carl Yastrzemski, L (1, 7) OBP: 0.412, SLG: 0.638	4-3		K	1-H 3-H 2B		4-3			G3 1-2	5	0	1	2	0	1	2
Tony Conigliaro, R (1, 9) OBP: 0.405, SLG: 0.515	1B		HR	6-3			F7		2-H 1B	5	1	3	2	0	0	1
Rico Petrocelli, R (1, 6) OBP: 0.480, SLG: 0.605	F9		1B HBP		F9 SF8 2B		F7		F8	4	1	1	0	0	0	2
George Scott, R (1, 3) OBP: 0.324, SLG: 0.214		1B HR 1B	G1-6-3 1-2 1B		F9 2-3		3-1			4	1	2	0	0	0	1
Russ Gibson, R (1, 2) OBP: 0.355, SLG: 0.393		HR 1-2 1B	G1-6-3 1-2f		SF8 3-H			F5		3	1	1	1	0	0	2
Mike Andrews, R (1, 4) OBP: 0.450, SLG: 0.632		HR 1-H 2-H		E S 2B BB	5-3			5-3		3	2	1	3	1	0	0
Hank Fischer, R (1, 1) OBP: 0.200, SLG: 0.200		K		K 1-3		F4		K		4	0	0	0	0	3	1

	AB	36
	R	9
	H	10
	RBI	9
	BB	3
	SO	6
	LOB	11

Inning Stats																		
	R: 1	H: 2	R: 3	H: 3	R: 1	H: 2	R: 2	H: 1	R: 1	H: 1	R: 0	H: 0	R: 0	H: 0	R: 0	H: 0	R: 1	H: 1
	E: 0	LOB: 1	E: 0	LOB: 0	E: 0	LOB: 1	E: 0	LOB: 1	E: 0	LOB: 0	E: 0	LOB: 1	E: 0	LOB: 0	E: 0	LOB: 0	E: 1	LOB: 1
	K: 0	BB: 0	K: 2	BB: 0	K: 1	BB: 0	K: 1	BB: 2	K: 0	BB: 0	K: 1	BB: 1	K: 0	BB: 0	K: 1	BB: 0	K: 0	BB: 0
	S: 5	P: 5	S: 10	P: 10	S: 6	P: 7	S: 6	P: 14	S: 4	P: 4	S: 5	P: 9	S: 3	P: 3	S: 5	P: 5	S: 5	P: 5

	1B: 5	SF: 1	WP: 1	PA: 41
	2B: 2	SAC: 0	PB: 0	
	3B: 0	DP: 1	SB: 1	
	HR: 3	HBP: 1	CS: 0	

PITCHER		IP	WLS	BF	H	R	ER	SO	BB	IBB	HBP	BLK	WP	HR	S	P	ERA	WHIP
Pete Richert, L ERA: 10.13	(1, 1)	2.0	L	11	5	4	4	2	0	0	0	0	0	2	15	15	18.00	2.500
Bob Humphreys, R ERA: 3.86	(3, 1)	3.0		15	4	4	4	2	2	0	1	0	0	1	16	25	12.00	2.000
Bob Priddy, R ERA: 6.75	(6, 1)	2.0		7	0	0	0	1	1	0	0	0	1	0	8	12	0.00	0.500
Dick Lines, L ERA:	(8, 1)	2.0		8	1	1	0	1	0	0	0	0	0	0	10	10	0.00	0.500

PITCHER		IP	WLS	BF	H	R	ER	SO	BB	IBB	HBP	BLK	WP	HR	S	P	ERA	WHIP

BOTTOM

Boston Red Sox @ Washington Senators

D.C. Stadium, Washington, DC

Tue Apr 25 1967, 6:05 PM EST

Att. 3,367 - Unknown

Batter	1	2	3	4	5	6	7	8	9	AB	R	H	RBI	BB	SO	LOB
Ed Brinkman, R (1, 6) OBP: 0.255, SLG: 0.292	6-3		1-2 3B 1B		F4		F9			4	1	1	0	0	0	2
Jim King, L (1, 9) OBP: 0.316, SLG: 0.389	F7		1-H 2-H 3B		4-3			F8		4	0	1	2	0	0	1
Fred Valentine, S (1, 8) OBP: 0.354, SLG: 0.359	K		1-3			K		HR		4	1	1	1	0	2	1
Frank Howard, R (1, 7) OBP: 0.300, SLG: 0.441		F3		BB		F7		F9		3	0	0	0	1	0	0
Bob Chance, L (1, 3) OBP: 0.368, SLG: 0.500		F7		K		HBP		F8		3	0	0	0	0	1	1
Bernie Allen, L (1, 4) OBP: 0.188, SLG: 0.217		F6		F5		K			G3	4	0	0	0	0	1	2
Ken McMullen, R (1, 5) OBP: 0.178, SLG: 0.318			K	1-6-3			5-3		F9	4	0	0	0	0	1	1
Jim French, L (1, 2)			F9		F5		F9		BB	3	0	0	0	1	0	0
Pete Richert, L (1, 1) OBP: 0.200, SLG: 0.200 Bob Humphreys, R (3, 1) OBP: 1.000, SLG: 1.000 Bob Saverine, S (5, PH) OBP: 0.500, SLG: 0.500 Bob Priddy, R (6, 1) Dick Nen, L (7, PH) OBP: 0.167, SLG: 0.167 Dick Lines, R (8, 1) Hank Allen, R (9, PH) OBP: 0.333, SLG: 0.625			BB		1B		1B		F3	0 0 1 0 1 0	0 1 0 0 0 0	0 0 1 0 1 0	0 0 0 0 0 0	0 1 0 0 0 0	0 0 0 0 0 0	0 0 0 0 0 1
Inning Stats	R: 0 E: 0 K: 1 S: 5 H: 0 LOB: 0 BB: 0 P: 5	R: 0 E: 0 K: 0 S: 3 H: 0 LOB: 0 BB: 0 P: 3	R: 2 E: 0 K: 1 S: 7 H: 2 LOB: 1 BB: 1 P: 11	R: 0 E: 0 K: 1 S: 5 H: 0 LOB: 1 BB: 1 P: 9	R: 0 E: 0 K: 0 S: 4 H: 1 LOB: 1 BB: 0 P: 4	R: 0 E: 0 K: 2 S: 7 H: 0 LOB: 1 BB: 0 P: 8	R: 0 E: 0 K: 0 S: 4 H: 1 LOB: 1 BB: 0 P: 4	R: 1 E: 0 K: 0 S: 4 H: 1 LOB: 0 BB: 0 P: 4	R: 0 E: 0 K: 0 S: 3 H: 0 LOB: 1 BB: 1 P: 7	1B: 3 2B: 0 3B: 1 HR: 1 SF: 0 SAC: 0 DP: 0 HBP: 1						

	AB	32
	R	3
	H	5
	RBI	3
	BB	3
	SO	5
	LOB	9

WP: 0 PB: 0 SB: 0 CS: 0 PA: 36

livebaseballscorecards.com

PITCHER		IP	WLS	BF	H	R	ER	SO	BB	IBB	HBP	BLK	WP	HR	S	P	ERA	WHIP
Hank Fischer, R ERA: 1.8	(1, 1)	9.0	W	36	5	3	3	5	3	0	1	0	0	1	42	55	3.00	0.889

PITCHER	IP	WLS	BF	H	R	ER	SO	BB	IBB	HBP	BLK	WP	HR	S	P	ERA	WHIP

Batter	1	2	3	4	5	6	7	8	9	AB	R	H	RBI	BB	SO	LOB
Cesar Tovar, R (1, 8) (7, 7) OBP: 0.309, SLG: 0.302	6-3		F9		E6 4-3		WP SH1-4 1B 1B	BB		4	1	1	0	1	0	0
Russ Nixon, L (1, 2) OBP: 0.167, SLG: 0.118	1B BB		K		4-3 1-2		SH1-4 1-2	F8		3	0	0	0	1	1	2
Rich Rollins, R (1, 5) OBP: 0.269, SLG: 0.271	F3			HR 1B	5-3		6-3 2-3		4-3	5	1	1	0	0	0	3
Harmon Killebrew, R (1, 3) OBP: 0.500, SLG: 0.500	1-2 1B			1-H HR	BB		1B 1B BB		HR 1B	3	3	3	2	2	0	0
Walt Bond, L (1, 7) OBP: 0.444, SLG: 0.857	4-1			FC6-4 BB FC6-4 1B	1-3		1B 1-2 3-H 1B		F6	4	1	2	1	0	0	4
Ted Uhlaender, L (7, PR) (7, 8)										1	0	0	0	0	0	1
Bob Allison, R (1, 9) OBP: 0.333, SLG: 0.571		5-3		FC6-4 1-2 BB		K	1-3 2-H 1B		HR 1-H	4	1	2	3	1	1	0
Zoilo Versalles, R (1, 6) OBP: 0.354, SLG: 0.457		K		FC6-4 FC6-4 1-2f 2-3		K	F9		4-3	5	0	0	0	0	2	4
Rod Carew, L (1, 4) OBP: 0.289, SLG: 0.310		6-3		FC6-4 1-2f 3-H		1B		F6		4	0	1	1	0	0	1
Dean Chance, R (1, 1)			K	K		K		K		4	0	0	0	0	4	2

TOP

Minnesota Twins @ Washington Senators

D.C. Stadium, Washington, DC

Fri Apr 28 1967, 6:05 PM EST

Att. 8,122 - Unknown

livebaseballscorecards.com

AB	37
R	7
H	10
RBI	7
BB	5
SO	8
LOB	17

Inning Stats	1	2	3	4	5	6	7	8	9
	R: 0 E: 0 K: 0 S: 4	R: 0 E: 0 K: 1 S: 5	R: 0 E: 0 K: 2 S: 7	R: 3 E: 0 K: 1 S: 8	R: 0 E: 1 K: 0 S: 4	R: 0 E: 0 K: 3 S: 10	R: 2 E: 0 K: 0 S: 6	R: 0 E: 0 K: 1 S: 5	R: 2 E: 0 K: 0 S: 5
	H: 1 LOB: 2 BB: 1 P: 8	H: 0 LOB: 0 BB: 0 P: 5	H: 0 LOB: 0 BB: 0 P: 7	H: 3 LOB: 1 BB: 1 P: 12	H: 0 LOB: 2 BB: 1 P: 8	H: 1 LOB: 1 BB: 0 P: 10	H: 3 LOB: 2 BB: 1 P: 10	H: 0 LOB: 1 BB: 1 P: 9	H: 2 LOB: 0 BB: 0 P: 5

1B: 8	SF: 0	WP: 1
2B: 0	SAC: 1	PB: 0
3B: 0	DP: 0	SB: 0
HR: 2	HBP: 0	CS: 0

PA: 43

PITCHER		IP	WLS	BF	H	R	ER	SO	BB	IBB	HBP	BLK	WP	HR	S	P	ERA	WHIP
Joe Coleman, R ERA: 4.07	(1, 1)	6.2	L	33	8	5	5	7	4	0	0	0	1	1	43	59	6.75	1.800
Dave Baldwin, R ERA:	(7, 1)	0.1		1	0	0	0	0	0	0	0	0	0	0	1	1	0.00	0.000
Bob Humphreys, R ERA: 4.76	(8, 1)	2.0		9	2	2	2	1	1	0	0	0	0	1	10	14	9.00	1.500

PITCHER	IP	WLS	BF	H	R	ER	SO	BB	IBB	HBP	BLK	WP	HR	S	P	ERA	WHIP

Batter	1	2	3	4	5	6	7	8	9	AB	R	H	RBI	BB	SO	LOB
Fred Valentine, S (1, 8) OBP: 0.346, SLG: 0.333	5-3	K			4-3		FC6-4 BB			3	0	0	0	1	1	0
Ken McMullen, R (1, 5) OBP: 0.184, SLG: 0.354	HR 3B	6-3			5-3		FC6-4 1-2f			4	1	1	0	0	0	1
Jim King, L (1, 9) OBP: 0.304, SLG: 0.333	HR BB		E1 4-3 1-3		2-3			4-3		3	1	0	0	1	0	0
Frank Howard, R (1, 7) OBP: 0.295, SLG: 0.500	1-H 3-H HR		1-3 1-2			5-3		L5		4	1	1	3	0	0	1
Bob Chance, L (1, 3) OBP: 0.348, SLG: 0.500	4-3 2B		4-3 2-3			K		1-3		4	0	1	0	0	1	1
Bernie Allen, L (1, 4) OBP: 0.192, SLG: 0.204	4-3 2-3		F7			BB PO E			K	3	0	0	0	1	1	2
Paul Casanova, R (1, 2) OBP: 0.417, SLG: 0.424	1B			F7		E3 1-2			1-3 1B	4	0	2	0	0	0	1
Ed Brinkman, R (1, 6) OBP: 0.236, SLG: 0.269	1-3			K		PO 2-3	6-3		1-3 1-2	4	0	0	0	0	1	3
Joe Coleman, R (1, 1) OBP: 0.200, SLG: 0.222		K		K			5-3		F5	2	0	0	0	0	2	0
Dave Baldwin, R (7, 1)										0	0	0	0	0	0	0
Cap Peterson, R (7, PH) OBP: 0.349, SLG: 0.308										1	0	0	0	0	0	0
Bob Humphreys, R (8, 1) OBP: 1.000, SLG: 1.000										0	0	0	0	0	0	0
Dick Nen, L (9, PH) OBP: 0.154, SLG: 0.154										1	0	0	0	0	0	1
Inning Stats	R: 3 H: 4 E: 0 LOB: 2 K: 0 BB: 1 S: 7 P: 11	R: 0 H: 0 E: 0 LOB: 0 K: 2 BB: 0 S: 7 P: 7	R: 0 H: 0 E: 1 LOB: 1 K: 0 BB: 0 S: 4 P: 4	R: 0 H: 0 E: 0 LOB: 0 K: 2 BB: 0 S: 7 P: 7	R: 0 H: 0 E: 0 LOB: 0 K: 0 BB: 0 S: 3 P: 3	R: 0 H: 0 E: 1 LOB: 1 K: 1 BB: 1 S: 5 P: 9	R: 0 H: 0 E: 0 LOB: 1 K: 0 BB: 1 S: 3 P: 7	R: 0 H: 0 E: 0 LOB: 0 K: 0 BB: 0 S: 3 P: 3	R: 0 H: 1 E: 0 LOB: 1 K: 1 BB: 0 S: 6 P: 6	1B: 2 SF: 0 2B: 1 SAC: 0 3B: 1 DP: 0 HR: 1 HBP: 0						

PITCHER	IP	WLS	BF	H	R	ER	SO	BB	IBB	HBP	BLK	WP	HR	S	P	ERA	WHIP
Dean Chance, R (1, 1) ERA: 3.45	9.0	W	36	5	3	3	6	3	0	0	0	0	1	45	57	3.00	0.889

PITCHER	IP	WLS	BF	H	R	ER	SO	BB	IBB	HBP	BLK	WP	HR	S	P	ERA	WHIP

BOTTOM

Minnesota Twins @ Washington Senators

D.C. Stadium, Washington, DC

Fri Apr 28 1967, 6:05 PM EST

Att. 8,122 - Unknown

livebaseballscorecards.com

AB	33
R	3
H	5
RBI	3
BB	3
SO	6
LOB	10

WP: 0 PA: 37
PB: 0
SB: 0
CS: 0

Batter	1	2	3	4	5	6	7	8	9	AB	R	H	RBI	BB	SO	LOB
Cesar Tovar, R (1, 8) OBP: 0.333, SLG: 0.351	0-0 1B FC4-6-3-2 2B	1-0 HBP			0-0 3B 2B	0-0 ① 6-3		0-0 ① FC4-6 FC4-6 1-2f		4	2	2	0	0	0	1
Rod Carew, L (1, 4) OBP: 0.300, SLG: 0.362	0-0 FC4-6-3-2 1B 1B	0-0 ③ F7			0-0 2-H 1B 3B	0-0 ② F6		0-0 ② FC4-6 1-2f E		5	2	2	1	0	0	4
Rich Rollins, R (1, 5) OBP: 0.281, SLG: 0.269	0-0 FC4-6-3-2 1-2 2-3 1B	0-0 ① 6-3			0-0 ① L5	B B B B 4-0 1B BB		0-0 E9 1-H		4	0	1	0	1	0	1
Harmon Killebrew, R (1, 3) OBP: 0.491, SLG: 0.488	S S S 0-3 ① K	0-0 ② F4			0-0 BB 1B 1B 3-H 1B	0-0 1-2 1B		0-0 ③ 6-3		5	1	2	1	0	1	4
Walt Bond, L (1, 7) OBP: 0.357, SLG: 0.583	0-0 ② ③ FC4-6-3-2 1-2 2-3 3-H	0-0 ③ F5			0-0 BB 1-2 1B 1B	0-0 ③ 1-3			0-0 ① 4-3	5	1	1	1	0	0	4
Bob Allison, R (1, 9) OBP: 0.358, SLG: 0.556		0-0 1B 1B		B B B B 4-0 CS 1B BB	B B B B 4-0 1B 1-2 2-3 BB		S S S 0-3 ① K		S S S 0-3 ② K	3	0	1	0	2	2	0
Zoilo Versalles, R (1, 6) OBP: 0.358, SLG: 0.451		0-0 S 1-3 1B		0-0 1-2 1B	S S S 0-3 ② K		0-0 ② 6-3		0-0 ③ 5-3	5	0	2	0	0	1	3
Russ Nixon, L (1, 2) OBP: 0.182, SLG: 0.143	S S S 0-3 ① K	S S S 0-3 ① ② K 2-3			0-0 1-2 2-H 3-H 1B	S S S 0-3 ③ K				4	0	1	2	0	3	4
Dave Boswell, R (1, 1) Rich Reese, L (4, PH) Jim Perry, S (4, 1) Jim Merritt, L (7, 1) Al Worthington, R (7, 1) Sandy Valdespino, L (8, PH) OBP: 0.500, SLG: 0.667 Ron Kline, R (8, 1)	S S S 0-3 ② K 1-2	0-0 ③ F5			0-0 ③ G3			B B B B 4-0 FC4-6 BB		1 1 1 0 0 0 0	0 0 0 0 0 0 0	0 0 0 0 0 0 0	0 0 0 0 0 0 0	0 0 0 0 1 0 0	1 0 0 0 0 0 0	2 1 2 0 0 0 0
Inning Stats	R: 1 H: 3 E: 0 LOB: 1 K: 1 BB: 0 S: 7 P: 7	R: 0 H: 2 E: 0 LOB: 3 K: 2 BB: 0 S: 9 P: 10	R: 0 H: 0 E: 0 LOB: 0 K: 0 BB: 0 S: 3 P: 3	R: 0 H: 1 E: 0 LOB: 1 K: 1 BB: 1 S: 5 P: 9	R: 4 H: 5 E: 0 LOB: 2 K: 1 BB: 1 S: 10 P: 14	R: 0 H: 1 E: 0 LOB: 2 K: 0 BB: 1 S: 4 P: 8	R: 0 H: 0 E: 0 LOB: 0 K: 2 BB: 0 S: 7 P: 7	R: 1 H: 0 E: 1 LOB: 1 K: 0 BB: 1 S: 4 P: 8	R: 0 H: 0 E: 0 LOB: 0 K: 1 BB: 0 S: 5 P: 5	1B: 9 2B: 3 3B: 1 HR: 0	SF: 0 SAC: 0 DP: 1 HBP: 1			WP: 0 PB: 0 SB: 1 CS: 1	PA: 43		

TOP

Minnesota Twins @ Washington Senators

D.C. Stadium, Washington, DC

Sat Apr 29 1967, 3:33 AM EST
Att. 4,886 - Unknown

livebaseballscorecards.com

AB	38
R	6
H	12
RBI	5
BB	4
SO	8
LOB	26

PITCHER		IP	WLS	BF	H	R	ER	SO	BB	IBB	HBP	BLK	WP	HR	S	P	ERA	WHIP
Phil Ortega, R ERA: 4.7	(1, 1)	4.0		20	8	3	3	4	1	0	1	0	0	0	26	31	6.75	2.250
Jim Hannan, R ERA: 5.06	(5, 1)	0.2		6	3	2	2	1	1	0	0	0	0	0	7	11	27.00	6.000
Darold Knowles, L ERA: 1.0	(5, 1)	2.1	W	9	1	0	0	2	1	0	0	0	0	0	12	16	0.00	0.857
Bob Priddy, R ERA: 4.5	(8, 1)	2.0	S	8	0	1	0	1	1	0	0	0	0	0	9	13	0.00	0.500

PITCHER	IP	WLS	BF	H	R	ER	SO	BB	IBB	HBP	BLK	WP	HR	S	P	ERA	WHIP

BOTTOM

Minnesota Twins @ Washington Senators

D.C. Stadium, Washington, DC

Sat Apr 29 1967, 3:33 AM EST

Att. 4,886 - Unknown

Batter	1	2	3	4	5	6	7	8	9	AB	R	H	RBI	BB	SO	LOB
Bob Saverine, S (1, 4) OBP: 0.375, SLG: 0.375 Bob Priddy, R (8, 1)	G3		K		1-3		1B	F7		4	1	1	0	0	1	0
										1	0	0	0	0	0	0
Fred Valentine, S (1, 8) OBP: 0.368, SLG: 0.333 (8, 9)	K		HR S BB		BB		E 1B 1-2 PB 1B	F6		3	2	1	0	2	1	0
Jim King, L (1, 9) OBP: 0.308, SLG: 0.458 Hank Allen, R (7, PH) OBP: 0.400, SLG: 0.667 (8, 8)	K		1-H HR		F3		E7 PB 1-3 2-H 1B			3	1	1	2	0	1	1
										1	1	1	1	0	0	0
Frank Howard, R (1, 7) OBP: 0.333, SLG: 0.585		F8 1B 1B	HR		6-3		PB 1B IBB			3	3	2	1	1	0	1
Bob Chance, L (1, 3) OBP: 0.385, SLG: 0.500 Ken Harrelson, R (7, PH) OBP: 0.320, SLG: 0.227 (8, 3)	1B 1-2 3-5-2 1B		BB			K	1B 1-3 2-H 3-H SH5-3 1B			2	0	1	0	1	1	0
										1	1	1	1	0	0	0
Paul Casanova, R (1, 2) OBP: 0.425, SLG: 0.459	F8 2-3	F5				G3 2B	SH5-3 1-3 3-H 1B			4	0	2	1	0	0	3
Ken McMullen, R (1, 5) OBP: 0.192, SLG: 0.353	1-3 3-H 1B	6-3				G3 2-3	SH5-3 1-2 3-H			3	0	1	2	0	0	1
Ed Brinkman, R (1, 6) OBP: 0.237, SLG: 0.268	3-5-2 3-Hf	CS 1B				1-3	K			4	0	1	0	0	1	4
Phil Ortega, R (1, 1) Jim Hannan, R (5, 1) Darold Knowles, L (5, 1) Cap Peterson, R (7, PH) OBP: 0.341, SLG: 0.300 Bernie Allen, L (8, 4) OBP: 0.189, SLG: 0.200			K	F9 1-2			F7	G3		2	0	0	0	0	1	1
										0	0	0	0	0	0	0
										0	0	0	0	0	0	0
										1	0	0	0	0	0	0
										1	0	0	0	0	0	0
Inning Stats	R: 0 E: 0 K: 2 S: 7 H: 0 LOB: 0 BB: 0 P: 7	R: 1 E: 0 K: 0 S: 5 H: 3 LOB: 1 BB: 0 P: 5	R: 3 E: 0 K: 2 S: 9 H: 2 LOB: 1 BB: 2 P: 17	R: 0 E: 0 K: 0 S: 3 H: 1 LOB: 0 BB: 0 P: 3	R: 0 E: 0 K: 0 S: 3 H: 0 LOB: 1 BB: 1 P: 7	R: 0 E: 0 K: 1 S: 6 H: 1 LOB: 1 BB: 0 P: 6	R: 5 E: 1 K: 1 S: 10 H: 5 LOB: 1 BB: 1 P: 14	R: 0 E: 0 K: 0 S: 3 H: 0 LOB: 0 BB: 0 P: 3		1B: 9 2B: 2 3B: 0 HR: 2 SF: 0 SAC: 1 DP: 1 HBP: 0						

livebaseballscorecards.com

	AB	33
	R	9
	H	12
	RBI	8
	BB	4
	SO	6
	LOB	11

WP: 0 PB: 1 SB: 1 CS: 1 PA: 38

PITCHER		IP	WLS	BF	H	R	ER	SO	BB	IBB	HBP	BLK	WP	HR	S	P	ERA	WHIP
Dave Boswell, R ERA: 10.45	(1, 1)	3.0		15	5	4	4	4	2	0	0	0	0	2	21	29	12.00	2.333
Jim Perry, R ERA: 4.91	(4, 1)	3.1	L	14	4	2	2	1	1	0	0	0	0	0	15	19	5.40	1.500
Jim Merritt, L ERA: 3.0	(7, 1)	0.0		2	1	0	0	0	0	1	0	0	0	0	1	5	∞	∞
Al Worthington, R ERA: 2.45	(7, 1)	0.2		4	2	3	3	1	0	0	0	0	0	0	6	6	40.50	3.000
Ron Kline, R ERA: 2.84	(8, 1)	1.0		3	0	0	0	0	0	0	0	0	0	0	3	3	0.00	0.000

PITCHER	IP	WLS	BF	H	R	ER	SO	BB	IBB	HBP	BLK	WP	HR	S	P	ERA	WHIP

Batter	1	2	3	4	5	6	7	8	9	AB	R	H	RBI	BB	SO	LOB
Cesar Tovar, R (1, 8) OBP: 0.313, SLG: 0.328	4-3		F6		F3		6-3 1-2 2-3			4	0	0	0	0	0	4
Rod Carew, L (1, 4) OBP: 0.315, SLG: 0.360	K		BB 1-2			4-3	1B 2-3 3-H			3	0	1	1	1	1	0
Rich Rollins, R (1, 5) OBP: 0.262, SLG: 0.250	K		F8			5-3		F8		4	0	0	0	0	1	2
Ron Clark, R (8, 5)										0	0	0	0	0	0	0
Harmon Killebrew, R (1, 3) OBP: 0.458, SLG: 0.444		F8		F5		6-3		6-3		4	0	0	0	0	0	0
Walt Bond, L (1, 7) OBP: 0.389, SLG: 0.500		BB		G3			BB	F2		2	1	0	0	2	0	0
Bob Allison, R (1, 9) OBP: 0.351, SLG: 0.531		K		K			1B 1-2		5-3	4	1	1	0	0	2	1
Zoilo Versalles, R (1, 6) OBP: 0.351, SLG: 0.436		K	F8				6-3 1-3 2-H		K	4	1	1	1	0	2	1
Earl Battey, R (1, 2) OBP: 0.333, SLG: 0.261			FC1-6	5-3			1B 1-2 3-H		K	4	0	2	1	0	1	0
Mudcat Grant, R (1, 1) OBP: 0.167, SLG: 0.167			FC1-6 1-2f				F5			2	0	1	0	0	0	1
Jim Ollom, R (5, 1)			BB							0	0	0	0	0	0	0
Rich Reese, L (7, PH)										1	0	0	0	0	0	2
Dwight Siebler, R (7, 1)										0	0	0	0	0	0	0
Inning Stats	R: 0 E: 0 K: 2 S: 7 H: 0 LOB: 0 BB: 0 P: 7	R: 0 E: 0 K: 2 S: 7 H: 0 LOB: 1 BB: 1 P: 11	R: 0 E: 0 K: 0 S: 4 H: 1 LOB: 2 BB: 1 P: 8	R: 0 E: 0 K: 1 S: 5 H: 0 LOB: 0 BB: 0 P: 5	R: 0 E: 0 K: 0 S: 4 H: 1 LOB: 1 BB: 0 P: 4	R: 0 E: 0 K: 0 S: 3 H: 0 LOB: 0 BB: 0 P: 3	R: 3 E: 0 K: 0 S: 6 H: 4 LOB: 2 BB: 1 P: 10	R: 0 E: 0 K: 0 S: 3 H: 0 LOB: 0 BB: 0 P: 3	R: 0 E: 0 K: 2 S: 7 H: 0 LOB: 0 BB: 0 P: 7	1B: 6 2B: 0 3B: 0 HR: 0 SF: 0 SAC: 0 DP: 0 HBP: 0						

PITCHER	IP	WLS	BF	H	R	ER	SO	BB	IBB	HBP	BLK	WP	HR	S	P	ERA	WHIP
Camilo Pascual, R (1, 1) ERA: 4.3	6.0	W	26	5	3	3	5	3	0	0	0	0	0	33	45	4.50	1.333
Bob Humphreys, R (7, 1) ERA: 3.77	3.0	S	9	1	0	0	2	0	0	0	0	0	0	13	13	0.00	0.333

PITCHER	IP	WLS	BF	H	R	ER	SO	BB	IBB	HBP	BLK	WP	HR	S	P	ERA	WHIP

TOP

Minnesota Twins @ Washington Senators

D.C. Stadium, Washington, DC

Sun Apr 30 1967, 3:33 AM EDT

Unknown

livebaseballscorecards.com

AB	32
R	3
H	6
RBI	3
BB	3
SO	7
LOB	11

WP: 0 PB: 0 SB: 0 CS: 0 PA: 35

BOTTOM

Minnesota Twins @ Washington Senators

D.C. Stadium, Washington, DC

Sun Apr 30 1967, 3:33 AM EDT

Unknown

livebaseballscorecards.com

Batter	1	2	3	4	5	6	7	8	9	AB	R	H	RBI	BB	SO	LOB
Bob Saverine, S (1, 4) OBP: 0.417, SLG: 0.417 Bernie Allen, L (8, 4) OBP: 0.204, SLG: 0.216	F7		BB, 1-2, 1B		F8, BB, 2B, 1B, 2-H, 3-H	6-3		2-H, 1B		4 1	1 0	2 1	2 1	0 0	0 0	1 0
Fred Valentine, S (1, 8) OBP: 0.371, SLG: 0.313	F7		G6-3, BB, 1-2, 2-3		S, 2B, 1-2, BB		F5	F9		3	1	0	0	2	0	1
Jim King, L (1, 9) OBP: 0.267, SLG: 0.393	4-3		G6-3, 1-2f		F8, 2-3		F6			4	0	0	0	0	0	5
Frank Howard, R (1, 7) OBP: 0.365, SLG: 0.622 Hank Allen, R (7, PR) OBP: 0.400, SLG: 0.667 (8, 7)		K		G1-6-3, 1B	1B, 1-H, 3-H, 2B		BB, 1B			4 0	1 0	3 0	2 0	0 0	1 0	0 0
Bob Chance, L (1, 3) OBP: 0.393, SLG: 0.478 Ken Harrelson, R (5, PH) OBP: 0.370, SLG: 0.261 (6, 3)		G1-6-3, BB		F7	E, S, 2-H, 1B		BB, 1-2			1 1	0 0	0 1	0 1	1 1	0 0	1 0
Paul Casanova, R (1, 2) OBP: 0.386, SLG: 0.415	G1-6-3, 1-2f			G1-6-3, 1-2f	K, 1-3		F8			4	0	0	0	0	1	5
Ken McMullen, R (1, 5) OBP: 0.250, SLG: 0.407			FC6-4, 1B		SH1-4, BB, 1B, BB	2B		SH2-4, 1B		3	2	3	0	1	0	0
Ed Brinkman, R (1, 6) OBP: 0.238, SLG: 0.254			FC6-4, PB, 1-2f, 1B		SH1-4, 1-2, 1B, BB	1-3		F8		3	2	0	0	1	0	3
Camilo Pascual, R (1, 1) OBP: 0.250, SLG: 0.250 Bob Humphreys, R (7, 1) OBP: 1.000, SLG: 1.000			BB, 1B, 1-H, 1B		SH1-4, 1-2, 2-3	K		SH2-4, 1-2		2 0	0 0	1 0	1 0	0 0	1 0	1 0
Inning Stats	R: 0 E: 0 K: 0 S: 3 H: 0 LOB: 0 BB: 0 P: 3	R: 0 E: 0 K: 1 S: 4 H: 0 LOB: 0 BB: 1 P: 8	R: 1 E: 0 K: 0 S: 5 H: 3 LOB: 2 BB: 1 P: 9	R: 0 E: 0 K: 0 S: 3 H: 1 LOB: 0 BB: 0 P: 3	R: 5 E: 0 K: 1 S: 8 H: 3 LOB: 1 BB: 3 P: 20	R: 0 E: 0 K: 1 S: 6 H: 1 LOB: 1 BB: 0 P: 6	R: 0 E: 0 K: 0 S: 4 H: 1 LOB: 2 BB: 1 P: 8	R: 1 E: 0 K: 0 S: 5 H: 2 LOB: 1 BB: 0 P: 5		1B: 9 2B: 2 3B: 0 HR: 0 SF: 0 SAC: 2 DP: 3 HBP: 0				WP: 0 PB: 1 SB: 2 CS: 0 PA: 38		

	AB	30
	R	7
	H	11
	RBI	7
	BB	6
	SO	3
	LOB	17

PITCHER		IP	WLS	BF	H	R	ER	SO	BB	IBB	HBP	BLK	WP	HR	S	P	ERA	WHIP
Mudcat Grant, R ERA: 5.82	(1, 1)	4.2	L	22	6	6	6	1	5	0	0	0	0	0	19	39	11.57	2.357
Jim Ollom, L ERA: 6.75	(5, 1)	1.1		6	2	0	0	2	0	0	0	0	0	0	10	10	0.00	1.500
Dwight Siebler, R ERA: 3.0	(7, 1)	2.0		10	3	1	1	0	1	0	0	0	0	0	9	13	4.50	2.000

PITCHER	IP	WLS	BF	H	R	ER	SO	BB	IBB	HBP	BLK	WP	HR	S	P	ERA	WHIP

Minnesota Twins @ Washington Senators

D.C. Stadium, Washington, DC

Sun Apr 30 1967, 3:38 AM EDT

Att. 18,555 - Unknown

livebaseballscorecards.com

TOP

Batter	1	2	3	4	5	6	7	8	9	AB	R	H	RBI	BB	SO	LOB
Cesar Tovar, R (1, 8) OBP: 0.324, SLG: 0.328	6-3			5-3		1-2 1B			B B B B 4-0 G4-6-3 BB	3	0	1	0	1	0	0
Ron Clark, R (1, 5)	4-3			6-3		5-3			G4-6-3 1-2f	4	0	0	0	0	0	3
Rod Carew, L (1, 4) OBP: 0.304, SLG: 0.346	6-3			4-3			F7			2	0	0	0	0	0	0
Frank Quilici, R (5, 4)										1	0	0	0	0	0	0
Harmon Killebrew, R (1, 3) OBP: 0.435, SLG: 0.417		4-3			6-3		4-3			3	0	0	0	0	0	0
Bob Allison, R (1, 7) OBP: 0.333, SLG: 0.500		F5			F9		5-3			3	0	0	0	0	0	0
Andy Kosco, R (1, 9) OBP: 0.222, SLG: 0.125		5-3			1-3			6-3		3	0	0	0	0	0	0
Zoilo Versalles, R (1, 6) OBP: 0.333, SLG: 0.414			F2			F9		5-3		3	0	0	0	0	0	0
Jerry Zimmerman, R (1, 2)			6-3			G3		F8		3	0	0	0	0	0	0
Jim Kaat, L (1, 1) OBP: 0.273, SLG: 0.300			F4			B B B B 4-0 1B BB			F8	1	0	0	0	1	0	0
Ron Kline, R (7, 1)										0	0	0	0	0	0	0
Earl Battey, R (9, PH) OBP: 0.321, SLG: 0.250										1	0	0	0	0	0	0
Inning Stats	R: 0 E: 0 K: 0 S: 3 H: 0 LOB: 0 BB: 0 P: 3	R: 0 E: 0 K: 0 S: 3 H: 0 LOB: 0 BB: 0 P: 3	R: 0 E: 0 K: 0 S: 3 H: 0 LOB: 0 BB: 0 P: 3	R: 0 E: 0 K: 0 S: 3 H: 0 LOB: 0 BB: 0 P: 3	R: 0 E: 0 K: 0 S: 3 H: 0 LOB: 0 BB: 0 P: 3	R: 0 E: 0 K: 0 S: 4 H: 1 LOB: 2 BB: 1 P: 8	R: 0 E: 0 K: 0 S: 3 H: 0 LOB: 0 BB: 0 P: 3	R: 0 E: 0 K: 0 S: 3 H: 0 LOB: 0 BB: 0 P: 3	R: 0 E: 0 K: 0 S: 2 H: 0 LOB: 0 BB: 1 P: 6	1B: 1 2B: 0 3B: 0 HR: 0	SF: 0 SAC: 0 DP: 1 HBP: 0					

	AB	27
	R	0
	H	1
	RBI	0
	BB	2
	SO	0
	LOB	3

WP: 0 PB: 0 SB: 0 CS: 0 PA: 29

PITCHER	IP	WLS	BF	H	R	ER	SO	BB	IBB	HBP	BLK	WP	HR	S	P	ERA	WHIP
Barry Moore, L (1, 1) ERA: 0.5	9.0	W	29	1	0	0	0	2	0	0	0	0	0	27	35	0.00	0.333

PITCHER	IP	WLS	BF	H	R	ER	SO	BB	IBB	HBP	BLK	WP	HR	S	P	ERA	WHIP

Batter	1	2	3	4	5	6	7	8	9	AB	R	H	RBI	BB	SO	LOB
Ed Brinkman, R (1, 6) OBP: 0.239, SLG: 0.242	F8	6-3			6-3		E E HBP			3	1	0	0	0	0	1
Tim Cullen, R (1, 4) OBP: 0.625, SLG: 0.625	BB 1B		1B		K		E1 1-H FC6-2 1B			4	0	3	0	0	1	0
Hank Allen, R (1, 8) (8, 7) OBP: 0.357, SLG: 0.538	F9		K			S 1B	FC6-2 3-H			4	0	1	0	0	1	3
Frank Howard, R (1, 7) OBP: 0.357, SLG: 0.583 Fred Valentine, S (8, 8) OBP: 0.371, SLG: 0.313	BBBB BB 1-2		F4			K	K			3 0	0 0	0 0	0 0	1 0	2 0	3 0
Cap Peterson, R (1, 9) OBP: 0.333, SLG: 0.295	4-3		6-3			F3 1-2		1B SH2-3 1B		4	0	1	0	0	0	4
Ken Harrelson, R (1, 3) OBP: 0.400, SLG: 0.400		HR		F3		BBBB BB		SH2-3 1-2		2	1	1	1	1	0	0
Ken McMullen, R (1, 5) OBP: 0.267, SLG: 0.414		SH1 1B		F6		F8		2-3 1B		4	0	2	0	0	0	2
Doug Camilli, R (1, 2) OBP: 0.154, SLG: 0.385		F6		F3			HR	K		4	1	1	1	0	1	3
Barry Moore, L (1, 1) OBP: 0.167, SLG: 0.200		SH1 1-2			5-3		K	F7		3	0	0	0	0	1	2
Inning Stats	R: 0 E: 0 K: 0 S: 4 H: 1 LOB: 2 BB: 1 P: 8	R: 1 E: 0 K: 0 S: 5 H: 2 LOB: 1 BB: 0 P: 5	R: 0 E: 0 K: 1 S: 6 H: 1 LOB: 1 BB: 0 P: 6	R: 0 E: 0 K: 0 S: 3 H: 0 LOB: 0 BB: 0 P: 3	R: 0 E: 0 K: 1 S: 5 H: 0 LOB: 0 BB: 0 P: 5	R: 0 E: 0 K: 1 S: 6 H: 1 LOB: 2 BB: 1 P: 10	R: 2 E: 1 K: 2 S: 9 H: 2 LOB: 1 BB: 0 P: 10	R: 0 E: 0 K: 1 S: 7 H: 2 LOB: 2 BB: 0 P: 7		1B: 7 2B: 0 3B: 0 HR: 2	SF: 0 SAC: 2 DP: 0 HBP: 1						

PITCHER		IP	WLS	BF	H	R	ER	SO	BB	IBB	HBP	BLK	WP	HR	S	P	ERA	WHIP
Jim Kaat, L ERA: 4.3	(1, 1)	6.1	L	29	7	3	2	4	2	0	1	0	0	2	34	43	2.84	1.421
Ron Kline, R ERA: 2.25	(7, 1)	1.2		7	2	0	0	2	0	0	0	0	0	0	11	11	0.00	1.200

PITCHER	IP	WLS	BF	H	R	ER	SO	BB	IBB	HBP	BLK	WP	HR	S	P	ERA	WHIP

BOTTOM

Minnesota Twins @ Washington Senators

D.C. Stadium, Washington, DC

Sun Apr 30 1967, 3:38 AM EDT

Att. 18,555 - Unknown

livebaseballscorecards.com

AB	31
R	3
H	9
RBI	2
BB	2
SO	6
LOB	18

WASHINGTON SENATORS

PA: 36

WP: 0 PB: 0 SB: 1 CS: 0

Batter	1	2	3	4	5	6	7	8	9	AB	R	H	RBI	BB	SO	LOB
Bob Saverine, S (1, 4) OBP: 0.375, SLG: 0.375	F6		1B		K		4-3		FC4-6 1-2f	4	0	1	0	0	1	1
Bernie Allen, L (8, 4) OBP: 0.200, SLG: 0.212										1	0	0	0	0	0	1
Fred Valentine, S (1, 8) OBP: 0.343, SLG: 0.283	F4		F8			1-4-3	K		F7	5	0	0	0	0	1	3
Jim King, L (1, 9) OBP: 0.324, SLG: 0.500	BB 1B		6-3			1B 3B		G3-6-1 1B		4	1	3	0	0	0	1
Frank Howard, R (1, 7) OBP: 0.350, SLG: 0.549	BBBB 1-2 BB			5-3		F6		G3-6-1 1-2f		3	0	0	0	1	0	2
Hank Allen, R (8, 7) OBP: 0.357, SLG: 0.538										0	0	0	0	0	0	0
Bob Chance, L (1, 3) OBP: 0.387, SLG: 0.440	3-1			F8		BBBB 1B BB		BBBB 1B BB		2	0	0	0	1	0	2
Dick Nen, L (6, PR) OBP: 0.214, SLG: 0.154 (6, 3)										0	0	0	0	1	0	0
Ken McMullen, R (1, 5) OBP: 0.297, SLG: 0.435		F3		1B		1-2 3-H 1B		1-2 1B		4	0	3	1	0	0	0
Paul Casanova, R (1, 2) OBP: 0.354, SLG: 0.378		SSS K		F8		F8		F6		4	0	0	0	0	1	5
Ed Brinkman, R (1, 6) OBP: 0.254, SLG: 0.258		F5			F3		SH1-4 1B		FC2-6 1B	4	0	2	0	0	0	0
Pete Richert, L (1, 1) OBP: 0.143, SLG: 0.143			SSS K		SSS K		SH1-4 1-2		FC2-6 FC4-6 1-2f	2	0	0	0	0	2	0
Dave Baldwin, R (8, 1)										0	0	0	0	0	0	0
Darold Knowles, L (8, 1)										1	0	0	0	0	0	1
Inning Stats	R: 0 E: 0 K: 0 S: 4 H: 1 LOB: 2 BB: 1 P: 8	R: 0 E: 0 K: 1 S: 5 H: 0 LOB: 0 BB: 0 P: 5	R: 0 E: 0 K: 1 S: 6 H: 1 LOB: 1 BB: 0 P: 6	R: 0 E: 0 K: 0 S: 4 H: 1 LOB: 1 BB: 0 P: 4	R: 0 E: 0 K: 2 S: 7 H: 0 LOB: 0 BB: 0 P: 7	R: 1 E: 0 K: 0 S: 5 H: 2 LOB: 2 BB: 1 P: 9	R: 0 E: 0 K: 1 S: 6 H: 1 LOB: 1 BB: 0 P: 6	R: 0 E: 0 K: 0 S: 4 H: 2 LOB: 2 BB: 1 P: 8	R: 0 E: 0 K: 0 S: 4 H: 1 LOB: 1 BB: 0 P: 4	1B: 8 2B: 0 3B: 1 HR: 0	SF: 0 SAC: 1 DP: 1 HBP: 0					

TOP

Washington Senators @ Kansas City Athletics

Municipal Stadium, Kansas City, MO

Tue May 02 1967, 8:05 PM EDT

Unknown

livebaseballscorecards.com

AB	34
R	1
H	9
RBI	1
BB	3
SO	5
LOB	16

PA: 38

PITCHER		IP	WLS	BF	H	R	ER	SO	BB	IBB	HBP	BLK	WP	HR	S	P	ERA	WHIP
Lew Krausse, R ERA: 3.12	(1, 1)	8.0	L	34	8	1	1	5	3	0	0	0	0	0	41	53	1.12	1.375
Bob Duliba, R ERA: 6.75	(9, 1)	1.0		4	1	0	0	0	0	0	0	0	0	0	4	4	0.00	1.000

PITCHER	IP	WLS	BF	H	R	ER	SO	BB	IBB	HBP	BLK	WP	HR	S	P	ERA	WHIP

WP: 0 PB: 0 SB: 0 CS: 0

BOTTOM

Washington Senators @ Kansas City Athletics
Municipal Stadium, Kansas City, MO
Tue May 02 1967, 8:05 PM EDT
Unknown

livebaseballscorecards.com

Batter	1	2	3	4	5	6	7	8	9	AB	R	H	RBI	BB	SO	LOB
Bert Campaneris, R (1, 6) OBP: 0.373, SLG: 0.364	6-3			F9		K2-3		K		4	0	0	0	0	2	2
Rick Monday, L (1, 8) OBP: 0.279, SLG: 0.359	K			BB		1B		1-3		3	0	1	0	1	1	2
Mike Hershberger, R (1, 9) OBP: 0.353, SLG: 0.373	K			F7		F7			F7	4	0	0	0	0	1	2
Danny Cater, R (1, 3) OBP: 0.352, SLG: 0.500		K		F2			F9		F3	4	0	0	0	0	1	1
Dick Green, R (1, 4) OBP: 0.250, SLG: 0.314		F8			F9		F9		F8	4	0	0	0	0	0	0
Joe Nossek, R (1, 7) OBP: 0.273, SLG: 0.273		K			K		L6			3	0	0	0	0	2	0
Ted Kubiak, S (1, 5)			5-3		BB			K		2	0	0	0	1	1	0
Phil Roof, R (1, 2) OBP: 0.263, SLG: 0.353			F3		K			1B BB		2	0	0	0	0	1	1
Ossie Chavarria, R (8, PH) OBP: 0.333, SLG: 0.111										0	0	0	0	1	0	0
Allan Lewis, S (8, PR)										0	0	0	0	0	0	0
Ken Suarez, R (9, 2) OBP: 0.480, SLG: 0.588										0	0	0	0	0	0	0
Lew Krausse, R (1, 1)			K			F5		1-3 1B		2	0	0	0	0	1	0
Ed Charles, R (8, PH) OBP: 0.356, SLG: 0.208										0	0	0	0	0	0	0
Ray Webster, L (8, PH) OBP: 0.455, SLG: 0.818										1	0	1	0	0	0	0
Bob Duliba, R (9, 1)										0	0	0	0	0	0	0
Inning Stats	R: 0 E: 0 K: 2 S: 7 H: 0 LOB: 0 BB: 0 P: 7	R: 0 E: 0 K: 2 S: 7 H: 0 LOB: 0 BB: 0 P: 7	R: 0 E: 0 K: 1 S: 5 H: 0 LOB: 0 BB: 0 P: 5	R: 0 E: 0 K: 0 S: 3 H: 0 LOB: 1 BB: 1 P: 7	R: 0 E: 0 K: 2 S: 7 H: 0 LOB: 1 BB: 1 P: 11	R: 0 E: 0 K: 1 S: 6 H: 1 LOB: 1 BB: 0 P: 6	R: 0 E: 0 K: 0 S: 3 H: 0 LOB: 0 BB: 0 P: 3	R: 0 E: 0 K: 2 S: 8 H: 1 LOB: 2 BB: 1 P: 12	R: 0 E: 0 K: 0 S: 3 H: 0 LOB: 0 BB: 0 P: 3	1B: 2 2B: 0 3B: 0 HR: 0	SF: 0 SAC: 0 DP: 0 HBP: 0						

	AB	29
	R	0
	H	2
	RBI	0
	BB	3
	SO	10
	LOB	8

WP: 0 PB: 0 SB: 0 CS: 0 PA: 32

PITCHER		IP	WLS	BF	H	R	ER	SO	BB	IBB	HBP	BLK	WP	HR	S	P	ERA	WHIP
Pete Richert, L ERA: 6.94	(1, 1)	7.1	W	26	1	0	0	9	3	0	0	0	0	0	41	53	0.00	0.545
Dave Baldwin, R ERA:	(8, 1)	0.1		2	1	0	0	1	0	0	0	0	0	0	4	4	0.00	3.000
Darold Knowles, L ERA: 0.87	(8, 1)	1.1	S	4	0	0	0	0	0	0	0	0	0	0	4	4	0.00	0.000

PITCHER	IP	WLS	BF	H	R	ER	SO	BB	IBB	HBP	BLK	WP	HR	S	P	ERA	WHIP

Batter	1	2	3	4	5	6	7	8	9	AB	R	H	RBI	BB	SO	LOB
Bob Saverine, S (1, 4) OBP: 0.350, SLG: 0.350	F7		1B		F4			G6-3 1-2f		4	0	1	0	0	0	2
Fred Valentine, S (1, 8) OBP: 0.366, SLG: 0.304	1B		BB 1-2		F9			1B		3	0	2	0	1	0	1
Jim King, L (1, 9) OBP: 0.289, SLG: 0.444	K 1-2		F8			F5		F8		4	0	0	0	0	1	4
Frank Howard, R (1, 7) OBP: 0.344, SLG: 0.527	F7			6-3		K			FC4-6 1B	4	0	1	0	0	1	1
Bernie Allen, L (9, PR) OBP: 0.200, SLG: 0.212										0	0	0	0	0	0	0
Ken McMullen, R (1, 5) OBP: 0.279, SLG: 0.409		F7		F5		5-3			F9	4	0	0	0	0	0	1
Dick Nen, L (1, 3) OBP: 0.222, SLG: 0.176		F7		1B			F5		FC4-6 1-2f	4	0	1	0	0	0	1
Jim French, L (1, 2)		K		K			BB G6-4-3		F4	3	0	0	0	1	2	2
Ed Brinkman, R (1, 6) OBP: 0.257, SLG: 0.275		K		2B			G6-4-3 1-2f			3	0	1	0	0	1	1
Jim Hannan, R (1, 1)		K		K				1B G6-3		2	0	0	0	0	2	1
Dick Lines, R (7, 1)										0	0	0	0	0	0	0
Bob Chance, L (8, PH) OBP: 0.406, SLG: 0.462										1	0	1	0	0	0	0
Hank Allen, R (8, PR) OBP: 0.357, SLG: 0.538										0	0	0	0	0	0	0
Casey Cox, R (8, 1)										0	0	0	0	0	0	0
Inning Stats	R: 0 E: 0 K: 1 S: 6 H: 1 LOB: 1 BB: 0 P: 6	R: 0 E: 0 K: 1 S: 5 H: 0 LOB: 0 BB: 0 P: 5	R: 0 E: 0 K: 2 S: 8 H: 1 LOB: 2 BB: 1 P: 12	R: 0 E: 0 K: 1 S: 6 H: 1 LOB: 1 BB: 0 P: 6	R: 0 E: 0 K: 1 S: 6 H: 1 LOB: 1 BB: 0 P: 6	R: 0 E: 0 K: 1 S: 5 H: 0 LOB: 0 BB: 0 P: 5	R: 0 E: 0 K: 0 S: 2 H: 0 LOB: 0 BB: 1 P: 6	R: 0 E: 0 K: 0 S: 4 H: 2 LOB: 1 BB: 0 P: 4	R: 0 E: 0 K: 0 S: 4 H: 1 LOB: 1 BB: 0 P: 4	1B: 6 2B: 1 3B: 0 HR: 0 SF: 0 SAC: 0 DP: 2 HBP: 0						

PITCHER	IP	WLS	BF	H	R	ER	SO	BB	IBB	HBP	BLK	WP	HR	S	P	ERA	WHIP
Catfish Hunter, R (1, 1) ERA: 1.65	9.0	W	34	7	0	0	7	2	0	0	0	0	0	46	54	0.00	1.000

PITCHER	IP	WLS	BF	H	R	ER	SO	BB	IBB	HBP	BLK	WP	HR	S	P	ERA	WHIP

TOP

Washington Senators @ Kansas City Athletics

Municipal Stadium, Kansas City, MO

Tue May 02 1967, 8:05 PM EDT

Att. 6,498 - Unknown

livebaseballscorecards.com

AB	32
R	0
H	7
RBI	0
BB	2
SO	7
LOB	14

WP: 0 PA: 34
PB: 0
SB: 2
CS: 0

BOTTOM

Washington Senators @ Kansas City Athletics
Municipal Stadium, Kansas City, MO
Tue May 02 1967, 8:05 PM EDT
Att. 6,498 - Unknown

livebaseballscorecards.com

Batter	1	2	3	4	5	6	7	8	9	AB	R	H	RBI	BB	SO	LOB
Bert Campaneris, R (1, 6) OBP: 0.354, SLG: 0.343	S S S 0-3 ① K		S S S 0-3 ① K		S S S 0-3 ① K		x 0-0 ② F4			4	0	0	0	0	3	0
Ray Webster, L (1, 3) OBP: 0.400, SLG: 0.667 Allan Lewis, S (7, PR) Ted Kubiak, S (8, 4)	x 0-0 ② 4-3		x 0-0 ② 3-1		x 0-0 ② F5		x 0-0 S 1B			4 0 0	0 0 0	1 0 0	0 0 0	0 0 0	0 0 0	0 0 0
Rick Monday, L (1, 8) OBP: 0.277, SLG: 0.349	x 0-0 1B		x 0-0 ③ 3-1		x 0-0 ③ 6-3		S S S 0-3 ③ K 1-2			4	0	1	0	0	1	1
Danny Cater, R (1, 5) (8, 3) OBP: 0.347, SLG: 0.500	x 0-0 ③ 5-3			S S S 0-3 ① K		x 0-0 1B 2B		x 0-0 ① 6-3		4	1	1	0	0	1	1
Roger Repoz, L (1, 9) OBP: 0.404, SLG: 0.585		S S S 0-3 ① K		x 0-0 S 2B		B B B B 4-0 G4-3-6 1B BB		x 0-0 5-3 1B		3	0	2	0	1	1	0
Dick Green, R (1, 4) (8, 5) OBP: 0.267, SLG: 0.315		x 0-0 ② 6-3		B B B B 4-0 S BB		x 0-0 G4-3-6 1-2 2-H 1B		x 0-0 ② 5-3 1-2		3	0	1	1	1	0	1
Jim Gosger, L (1, 7) OBP: 0.350, SLG: 0.333		x 0-0 2B		S S S 0-3 ② K 1-2 2-3		x 0-0 ① ② G4-3-6 1-2f 2-3		I I I I 4-0 IBB		3	0	1	0	1	1	4
Phil Roof, R (1, 2) OBP: 0.304, SLG: 0.316		H 1-0 FC6-4 HBP		B B B B 4-0 BB		x 0-0 ③ 1-3		S S S 0-3 ③ K		2	0	0	0	1	1	3
Catfish Hunter, R (1, 1) OBP: 0.167, SLG: 0.167		x 0-0 ③ FC6-4 1-2f		S S S 0-3 ③ K			x 0-0 ① 5-3			3	0	0	0	0	1	5

	AB	30
	R	1
	H	7
	RBI	1
	BB	4
	SO	9
	LOB	15

Inning Stats	1	2	3	4	5	6	7	8	9
	R: 0 E: 0 K: 1 S: 6	H: 1 LOB: 1 BB: 0 P: 6	R: 0 E: 0 K: 1 S: 6	H: 1 LOB: 2 BB: 0 P: 7	R: 0 E: 0 K: 1 S: 5	H: 0 LOB: 0 BB: 0 P: 5	R: 0 E: 0 K: 3 S: 10	H: 1 LOB: 3 BB: 2 P: 18	R: 0 E: 0 K: 1 S: 5	H: 0 LOB: 0 BB: 0 P: 5	R: 1 E: 0 K: 0 S: 4	H: 2 LOB: 1 BB: 1 P: 8	R: 0 E: 0 K: 1 S: 6	H: 1 LOB: 2 BB: 0 P: 6	R: 0 E: 0 K: 1 S: 6	H: 1 LOB: 2 BB: 1 P: 10

	1B: 4	SF: 0	WP: 0	PA: 35
	2B: 3	SAC: 0	PB: 0	
	3B: 0	DP: 1	SB: 3	
	HR: 0	HBP: 1	CS: 0	

PITCHER		IP	WLS	BF	H	R	ER	SO	BB	IBB	HBP	BLK	WP	HR	S	P	ERA	WHIP
Jim Hannan, R ERA: 3.63	(1, 1)	6.2	L	29	6	1	1	7	3	0	1	0	0	0	39	52	1.35	1.350
Dick Lines, L ERA:	(7, 1)	0.1		1	0	0	0	1	0	0	0	0	0	0	3	3	0.00	0.000
Casey Cox, R ERA: 1.93	(8, 1)	1.0		5	1	0	0	1	0	1	0	0	0	0	6	10	0.00	1.000

PITCHER	IP	WLS	BF	H	R	ER	SO	BB	IBB	HBP	BLK	WP	HR	S	P	ERA	WHIP

Batter	1	2	3	4	5	6	7	8	9	AB	R	H	RBI	BB	SO	LOB
Bob Saverine, S (1, 4) OBP: 0.375, SLG: 0.348 Tim Cullen, R (7, 4) OBP: 0.667, SLG: 0.625	S S S 0-3 ① K		x 0-0 1B		B B B 4-0 FC3-6 BB		x 0-0 ② FC6-4 HBP BB 1B 1-2f 2-3	B B B 4-0 BB		3 0	1 0	1 0	0 0	1 1	1 0	2 0
Fred Valentine, S (1, 8) OBP: 0.355, SLG: 0.283	x 0-0 ② 4-3		x 0-0 ③ 1-3		x 0-0 ② FC3-6 1-2f		B B B 4-0 HBP 1B BB 1-2	x 0-0 ③ F4		4	1	0	0	1	0	4
Jim King, L (1, 9) OBP: 0.302, SLG: 0.425	x 0-0 ③ 6-3			x 0-0 2B SF9 1B	x 0-0 ③ F9		H 1-0 1B 1B HBP 1-2 2-3 3-H		S S S 0-3 ① K	4	2	1	1	0	1	1
Frank Howard, R (1, 7) OBP: 0.368, SLG: 0.552 Hank Allen, R (7, PR) (7, 7) OBP: 0.333, SLG: 0.500		B B B 4-0 F9 1B BB		x 0-0 ① SF9 6-3 2B 1-3		x 0-0 ① 5-3	x 0-0 1B 1B 1-2 2-H 3-H		x 0-0 ② F2	3 1	1 0	2 0	2 0	1 0	0 0	0 0
Ken McMullen, R (1, 5) OBP: 0.288, SLG: 0.414		x 0-0 G1-4-3 1B 1-2		x 0-0 ① SF9 2-3 3-H		x 0-0 ② 1-3	x 0-0 1B 1-3 2-H		x 0-0 ③ 5-3	4	0	2	2	0	0	0
Dick Nen, L (1, 3) OBP: 0.182, SLG: 0.143		x 0-0 ① F9 2-3		x 0-0 ② 6-3 3-H		x 0-0 ③ F4	S S S 0-3 ③ K			4	0	0	1	0	1	4
Paul Casanova, R (1, 2) OBP: 0.385, SLG: 0.383		x 0-0 ② ③ G1-4-3 1-2f		x 0-0 1B			H 1-0 FC6-4 SH1-4 HBP HBP	B B B 4-0 PB BB		2	1	1	0	1	0	2
Ed Brinkman, R (1, 6) OBP: 0.247, SLG: 0.264			x 0-0 ① 6-3	x 0-0 ③ 4-3			x 0-0 ① SH1-4 1-2	S S S 0-3 ① K 1-2		3	0	0	0	0	1	2
Phil Ortega, R (1, 1)			x 0-0 ② 6-3		S S S 0-3 ① K		B B B 4-0 FC6-4 BB	S S S 0-3 ② K		3	0	0	0	1	2	1
Inning Stats	R: 0 H: 0 E: 0 LOB: 0 K: 1 BB: 0 S: 5 P: 5	R: 0 H: 1 E: 0 LOB: 1 K: 0 BB: 1 S: 3 P: 7	R: 0 H: 1 E: 0 LOB: 1 K: 0 BB: 0 S: 4 P: 4	R: 2 H: 3 E: 0 LOB: 1 K: 0 BB: 0 S: 6 P: 6	R: 0 H: 0 E: 0 LOB: 1 K: 1 BB: 1 S: 5 P: 9	R: 0 H: 0 E: 0 LOB: 0 K: 0 BB: 0 S: 3 P: 3	R: 4 H: 2 E: 0 LOB: 2 K: 1 BB: 2 S: 7 P: 17	R: 0 H: 0 E: 0 LOB: 2 K: 2 BB: 2 S: 7 P: 15	R: 0 H: 0 E: 0 LOB: 0 K: 1 BB: 0 S: 5 P: 5	1B: 6 SF: 1 2B: 1 SAC: 1 3B: 0 DP: 1 HR: 0 HBP: 2						

PITCHER		IP	WLS	BF	H	R	ER	SO	BB	IBB	HBP	BLK	WP	HR	S	P	ERA	WHIP
Chuck Dobson, R ERA: 7.31	(1, 1)	6.2	L	29	5	5	5	2	4	0	1	0	0	0	28	45	6.75	1.350
Tony Pierce, L ERA: 6.75	(7, 1)	0.0		1	0	0	0	0	0	0	1	0	0	0	0	1	∞	∞
Blue Moon Odom, R ERA: 8.36	(7, 1)	1.1		8	2	1	1	3	2	0	0	0	0	0	12	20	6.75	3.000
Paul Lindblad, L ERA: 2.7	(9, 1)	1.0		3	0	0	0	1	0	0	0	0	0	0	5	5	0.00	0.000

PITCHER	IP	WLS	BF	H	R	ER	SO	BB	IBB	HBP	BLK	WP	HR	S	P	ERA	WHIP

TOP

Washington Senators @ Kansas City Athletics

Municipal Stadium, Kansas City, MO

Wed May 03 1967, 8:05 PM EDT

Att. 2,919 - Unknown

livebaseballscorecards.com

AB	31
R	6
H	7
RBI	6
BB	6
SO	6
LOB	16

WP: 0 PA: 41
PB: 1
SB: 0
CS: 0

Batter	1	2	3	4	5	6	7	8	9	AB	R	H	RBI	BB	SO	LOB
Bert Campaneris, R (1, 6) OBP: 0.349, SLG: 0.329	B B B B 4-0 4-3 BLK 4-3 BB		x 0-0 ② 6-3			x 0-0 ① 1-3		x 0-0 ③ 5-3		3	1	0	0	1	0	1
Roger Repoz, L (1, 9) OBP: 0.388, SLG: 0.558 Mike Hershberger, R (4, 9) OBP: 0.357, SLG: 0.393	x 0-0 ① 4-3 1-3		x 0-0 ③ 6-3			x 0-0 ② F8			x 0-0 2B	2 2	0 0	0 1	0 0	0 0	0 0	1 0
Rick Monday, L (1, 8) OBP: 0.255, SLG: 0.319	x 0-0 ② 4-3 3-H			x 0-0 ① F5		S S S 0-3 ③ K			x 0-0 ① F6	4	0	0	1	0	1	1
Danny Cater, R (1, 5) OBP: 0.354, SLG: 0.514	x 0-0 2B			x 0-0 1B			x 0-0 ① 6-3		x 0-0 ② 6-3	4	0	2	0	0	0	1
Ray Webster, L (1, 3) OBP: 0.316, SLG: 0.526	x 0-0 ③ L4			S S S 0-3 ② K			x 0-0 ② F8		x 0-0 ③ F8	4	0	0	0	0	1	3
Dick Green, R (1, 4) OBP: 0.254, SLG: 0.298		x 0-0 ① 5-3		x 0-0 ③ 4-3			x 0-0 ③ 6-3			3	0	0	0	0	0	1
Jim Gosger, L (1, 7) OBP: 0.326, SLG: 0.303		x 0-0 ② 3-1			S S S 0-3 ① K			x 0-0 ① F9		3	0	0	0	0	1	0
Phil Roof, R (1, 2) OBP: 0.269, SLG: 0.273		S S S 0-3 ③ K			x 0-0 ② 5-3			x 0-0 ② F8		3	0	0	0	0	1	0
Chuck Dobson, R (1, 1) Tony Pierce, R (7, 1) Blue Moon Odom, R (7, 1) OBP: 0.500, SLG: 0.500 Ted Kubiak, S (8, PH) OBP: 0.333, SLG: 0.400 Paul Lindblad, L (9, 1) OBP: 0.500, SLG: 0.500		x 0-0 ① F9			x 0-0 ③ 1-3			x 0-0 2B		2 0 0 1 0	0 0 0 0 0	0 0 0 1 0	0 0 0 0 0	0 0 0 0 0	0 0 0 0 0	0 0 0 0 0
Inning Stats	R: 1 H: 1 E: 0 LOB: 1 K: 0 BB: 1 S: 4 P: 8	R: 0 H: 0 E: 0 LOB: 0 K: 1 BB: 0 S: 5 P: 5	R: 0 H: 0 E: 0 LOB: 0 K: 0 BB: 0 S: 3 P: 3	R: 0 H: 1 E: 0 LOB: 1 K: 1 BB: 0 S: 6 P: 6	R: 0 H: 0 E: 0 LOB: 0 K: 1 BB: 0 S: 5 P: 5	R: 0 H: 0 E: 0 LOB: 0 K: 1 BB: 0 S: 5 P: 5	R: 0 H: 0 E: 0 LOB: 0 K: 0 BB: 0 S: 3 P: 3	R: 0 H: 1 E: 0 LOB: 1 K: 0 BB: 0 S: 4 P: 4	R: 0 H: 1 E: 0 LOB: 1 K: 0 BB: 0 S: 4 P: 4	1B: 1 2B: 3 3B: 0 HR: 0	SF: 0 SAC: 0 DP: 0 HBP: 0					

PITCHER	IP	WLS	BF	H	R	ER	SO	BB	IBB	HBP	BLK	WP	HR	S	P	ERA	WHIP
Phil Ortega, R (1, 1) ERA: 3.33	9.0	W	32	4	1	1	4	1	0	0	1	0	0	39	43	1.00	0.556

PITCHER	IP	WLS	BF	H	R	ER	SO	BB	IBB	HBP	BLK	WP	HR	S	P	ERA	WHIP

BOTTOM

Washington Senators @ Kansas City Athletics

Municipal Stadium, Kansas City, MO

Wed May 03 1967, 8:05 PM EDT

Att. 2,919 - Unknown

livebaseballscorecards.com

AB	31
R	1
H	4
RBI	1
BB	1
SO	4
LOB	8

WP: 0	PA: 32
PB: 0	
SB: 0	
CS: 0	

Batter	1	2	3	4	5	6	7	8	9	AB	R	H	RBI	BB	SO	LOB
Ed Brinkman, R (1, 6) OBP: 0.247, SLG: 0.253	5-3		BBB 4-0 FC6-4 BB		6-3		F4			3	0	0	0	1	0	1
Tim Cullen, R (1, 4) OBP: 0.538, SLG: 0.500	F6		F3			FC6-4 BB 1B	FC4 1-2f			4	1	1	0	0	0	3
Hank Allen, R (1, 8) (8, 7) OBP: 0.263, SLG: 0.389	6-3		FC6-4 1-2f			SSS 0-3 K		6-3		4	0	0	0	0	1	3
Frank Howard, R (1, 7) OBP: 0.389, SLG: 0.550 Fred Valentine, S (8, 8) OBP: 0.355, SLG: 0.283		BBB 4-0 BB		L5-3 1B		BBB 4-0 FC6-4 1-2 BB		SSS 0-3 K		2 0	0 0	1 0	0 0	2 0	1 0	0 0
Ken McMullen, R (1, 5) OBP: 0.273, SLG: 0.392		F5		L5-3 1-2		FC6-4 1B 1-2f 2-3		F7		4	1	0	0	0	0	4
Cap Peterson, R (1, 9) OBP: 0.327, SLG: 0.292		SSS 0-3 K		SSS 0-3 K		1B 1-2 3-H 1B			F7	4	0	1	1	0	2	1
Ken Harrelson, R (1, 3) OBP: 0.412, SLG: 0.517 Dick Nen, L (9, 3) OBP: 0.182, SLG: 0.143		4-3		F6		1-3 2-H 1B			HR	4 0	1 0	2 0	2 0	0 0	0 0	1 0
Paul Casanova, R (1, 2) OBP: 0.393, SLG: 0.451			PB 1B	HR			6-3		F3	4	1	2	1	0	0	0
Camilo Pascual, R (1, 1) OBP: 0.250, SLG: 0.250			F3 1-2	F3			FC4 1B		F9	4	0	1	0	0	0	1
Inning Stats	R: 0 E: 0 K: 0 S: 3	H: 0 LOB: 0 BB: 0 P: 3	R: 0 E: 0 K: 1 S: 5	H: 0 LOB: 1 BB: 1 P: 9	R: 0 E: 0 K: 0 S: 4	H: 1 LOB: 2 BB: 1 P: 8	R: 0 E: 0 K: 1 S: 5	H: 1 LOB: 0 BB: 0 P: 5	R: 1 E: 0 K: 0 S: 4	H: 1 LOB: 0 BB: 0 P: 4	R: 2 E: 0 K: 1 S: 7	H: 3 LOB: 2 BB: 1 P: 11	R: 0 E: 0 K: 0 S: 4	H: 1 LOB: 1 BB: 0 P: 4	R: 0 E: 0 K: 1 S: 5	H: 0 LOB: 0 BB: 0 P: 5	R: 1 E: 0 K: 0 S: 4	H: 1 LOB: 0 BB: 0 P: 4	1B: 6 2B: 1 3B: 0 HR: 2	SF: 0 SAC: 0 DP: 1 HBP: 0	WP: 0 PB: 1 SB: 0 CS: 0	PA: 36

PITCHER		IP	WLS	BF	H	R	ER	SO	BB	IBB	HBP	BLK	WP	HR	S	P	ERA	WHIP
George Brunet, L ERA: 3.35	(1, 1)	6.0	L	25	6	3	3	3	3	0	0	0	0	1	28	40	4.50	1.500
Pete Cimino, R ERA: 3.52	(7, 1)	2.0		7	1	0	0	1	0	0	0	0	0	0	9	9	0.00	0.500
Bill Kelso, R ERA: 3.72	(9, 1)	1.0		4	1	1	1	0	0	0	0	0	0	1	4	4	9.00	1.000

PITCHER	IP	WLS	BF	H	R	ER	SO	BB	IBB	HBP	BLK	WP	HR	S	P	ERA	WHIP

TOP

Washington Senators @ California Angels

Anaheim Stadium, Anaheim, CA

Fri May 05 1967, 10:05 PM EDT

Att. 13,131 - Unknown

livebaseballscorecards.com

AB	33
R	4
H	8
RBI	4
BB	3
SO	4
LOB	14

Batter	1	2	3	4	5	6	7	8	9	AB	R	H	RBI	BB	SO	LOB
Paul Schaal, R (1, 5) OBP: 0.231, SLG: 0.208	F7		6-3			1-3		F4		4	0	0	0	0	0	0
Jim Fregosi, R (1, 6) OBP: 0.316, SLG: 0.385	G4-3, 1B		F4			F9			K	4	0	1	0	0	1	0
Jay Johnstone, L (1, 8) OBP: 0.272, SLG: 0.350	G4-3 1-2f		K			1B			4-3	4	0	1	0	0	1	1
Rick Reichardt, R (1, 7) OBP: 0.369, SLG: 0.452		6-3		6-3		K			F8	4	0	0	0	0	1	1
Jimmie Hall, L (1, 9) OBP: 0.333, SLG: 0.487		K		G3			K			3	0	0	0	0	2	0
Don Mincher, L (1, 3) OBP: 0.376, SLG: 0.521		E 1B, 1B BB		3-1			F7			2	1	0	0	1	0	0
Buck Rodgers, S (1, 2) OBP: 0.288, SLG: 0.217		E9, 1B 1-3				F8	F8			3	0	1	0	0	0	0
Bobby Knoop, R (1, 4) OBP: 0.235, SLG: 0.291		1B 1-2 3-H				1-3		F8		3	0	1	1	0	0	0
George Brunet, R (1, 1) Pete Cimino, R (7, 1) Len Gabrielson, L (8, PH) OBP: 0.250, SLG: 0.100 Bill Kelso, R (9, 1)		K				F4		F8		2 0 1 0	0 0 0 0	0 0 0 0	0 0 0 0	0 0 0 0	1 0 0 0	2 0 0 0
Inning Stats	R: 0 E: 0 K: 0 S: 3 H: 1 LOB: 0 BB: 0 P: 3	R: 1 E: 1 K: 2 S: 9 H: 2 LOB: 2 BB: 1 P: 13	R: 0 E: 0 K: 1 S: 5 H: 0 LOB: 0 BB: 0 P: 5	R: 0 E: 0 K: 0 S: 3 H: 0 LOB: 0 BB: 0 P: 3	R: 0 E: 0 K: 0 S: 3 H: 0 LOB: 0 BB: 0 P: 3	R: 0 E: 0 K: 1 S: 6 H: 1 LOB: 1 BB: 0 P: 6	R: 0 E: 0 K: 1 S: 5 H: 0 LOB: 0 BB: 0 P: 5	R: 0 E: 0 K: 0 S: 3 H: 0 LOB: 0 BB: 0 P: 3	R: 0 E: 0 K: 1 S: 5 H: 0 LOB: 0 BB: 0 P: 5	1B: 4 2B: 0 3B: 0 HR: 0	SF: 0 SAC: 0 DP: 1 HBP: 0					

PITCHER	IP	WLS	BF	H	R	ER	SO	BB	IBB	HBP	BLK	WP	HR	S	P	ERA	WHIP
Camilo Pascual, R (1, 1) ERA: 3.04	9.0	W	31	4	1	1	6	1	0	0	0	0	0	42	46	1.00	0.556

PITCHER	IP	WLS	BF	H	R	ER	SO	BB	IBB	HBP	BLK	WP	HR	S	P	ERA	WHIP

BOTTOM

Washington Senators @ California Angels

Anaheim Stadium, Anaheim, CA

Fri May 05 1967, 10:05 PM EDT

Att. 13,131 - Unknown

livebaseballscorecards.com

AB	30
R	1
H	4
RBI	1
BB	1
SO	6
LOB	4

PA: 31

Washington Senators @ California Angels

Anaheim Stadium, Anaheim, CA

Sat May 06 1967, 10:05 PM EDT

Att. 16,476 - Unknown

TOP

livebaseballscorecards.com

Batter	1	2	3	4	5	6	7	8	9	AB	R	H	RBI	BB	SO	LOB
Bob Saverine, S (1, 4) OBP: 0.321, SLG: 0.296	S S S 0-3 ① K		x 0-0 ②③ 1-3 2-3		x 0-0 ③ 6-3		x 0-0 ③ 1-4-3			4	0	0	0	0	1	5
Tim Cullen, R (9, 4) OBP: 0.538, SLG: 0.500										0	0	0	0	0	0	0
Fred Valentine, S (1, 8) OBP: 0.350, SLG: 0.270	B B B B 4-0 F6 BB			x 0-0 ① 6-3		x 0-0 ① 3-1		x 0-0 ① 6-3		3	0	0	0	1	0	0
Jim King, L (1, 9) OBP: 0.319, SLG: 0.432	x 0-0 ②③ F6 1-2			x 0-0 WP 1B		x 0-0 1B 1B		x 0-0 ② 4-3		4	0	2	0	0	0	1
Frank Howard, R (1, 7) OBP: 0.382, SLG: 0.531		x 0-0 ① 5-3		S S S 0-3 ② K 1-2		x 0-0 1-2 1B		S S S 0-3 ③ K		4	0	1	0	0	2	1
Hank Allen, R (8, 7) OBP: 0.263, SLG: 0.389										0	0	0	0	0	0	0
Bob Chance, L (1, 3) OBP: 0.389, SLG: 0.533		x 0-0 ② 6-3		x 0-0 ③ 4-3		S S S 0-3 ② K			x 0-0 HR	4	1	1	1	0	1	3
Dick Nen, L (9, 3) OBP: 0.182, SLG: 0.143										0	0	0	0	0	0	0
Ken McMullen, R (1, 5) OBP: 0.259, SLG: 0.372		S S S 0-3 ③ K			x 0-0 ① 5-3	x 0-0 ③ F4			x 0-0 ① 5-3	4	0	0	0	0	1	2
Paul Casanova, R (1, 2) OBP: 0.433, SLG: 0.545			x 0-0 1-3 1B 1B		x 0-0 3-1 1B 1B		x 0-0 1B		x 0-0 HR	4	1	4	1	0	0	0
Ed Brinkman, R (1, 6) OBP: 0.247, SLG: 0.253			x 0-0 ① F3		x 0-0 1-2 3-1 1B		S S S 0-3 ① K		x 0-0 ② F2	4	0	1	0	0	1	2
Barry Moore, L (1, 1) OBP: 0.286, SLG: 0.333			x 0-0 1-2 1B		x 0-0 ② 1-2 2-3 3-1		S S S 0-3 ② K		x 0-0 ③ F3	1	0	1	0	0	0	0
Darold Knowles, L (4, 1)										3	0	0	0	0	1	3
Inning Stats	R: 0 E: 0 K: 1 S: 4 H: 0 LOB: 0 BB: 1 P: 8	R: 0 E: 0 K: 1 S: 5 H: 0 LOB: 0 BB: 0 P: 5	R: 0 E: 0 K: 0 S: 4 H: 2 LOB: 2 BB: 0 P: 4	R: 0 E: 0 K: 1 S: 6 H: 1 LOB: 1 BB: 0 P: 6	R: 0 E: 0 K: 0 S: 5 H: 2 LOB: 2 BB: 0 P: 5	R: 0 E: 0 K: 1 S: 7 H: 2 LOB: 2 BB: 0 P: 7	R: 0 E: 0 K: 2 S: 8 H: 1 LOB: 1 BB: 0 P: 8	R: 0 E: 0 K: 1 S: 5 H: 0 LOB: 0 BB: 0 P: 5	R: 2 E: 0 K: 0 S: 5 H: 2 LOB: 0 BB: 0 P: 5	1B: 8 2B: 0 3B: 0 HR: 2 SF: 0 SAC: 0 DP: 0 HBP: 0						

	AB	35
	R	2
	H	10
	RBI	2
	BB	1
	SO	7
	LOB	17

WP: 1 PB: 0 SB: 0 CS: 0 PA: 36

PITCHER		IP	WLS	BF	H	R	ER	SO	BB	IBB	HBP	BLK	WP	HR	S	P	ERA	WHIP
Rickey Clark, R ERA: 1.86	(1, 1)	8.1	L	34	10	2	2	7	1	0	0	0	1	2	47	51	2.16	1.320
Minnie Rojas, R ERA: 1.06	(9, 1)	0.2		2	0	0	0	0	0	0	0	0	0	0	2	2	0.00	0.000

PITCHER	IP	WLS	BF	H	R	ER	SO	BB	IBB	HBP	BLK	WP	HR	S	P	ERA	WHIP

Batter	1	2	3	4	5	6	7	8	9	AB	R	H	RBI	BB	SO	LOB
Jose Cardenal, R (1, 9) OBP: 0.291, SLG: 0.320	K2-4-2, BB, 1B		5-3, BB, 1B		G3, 2B		6-3		1-2, 1B	5	0	4	0	0	0	0
Jay Johnstone, L (1, 8) OBP: 0.271, SLG: 0.337	1-2, BB		F7		G3, 2-3		4-3		K	3	0	0	0	1	0	2
Jim Hibbs, R (9, PH)										1	0	0	0	0	1	2
Jim Fregosi, R (1, 6) OBP: 0.313, SLG: 0.372	K2-4-2, 2-2		5-3, 1-2, BB		K		G3			3	0	0	0	1	2	3
Rick Reichardt, R (1, 7) OBP: 0.352, SLG: 0.429	K		5-3, 1-2, 2-3		6-3			K		4	0	0	0	0	2	4
Bobby Knoop, R (1, 4) OBP: 0.259, SLG: 0.288		FC4-6, BB	IBB			G4-6-3, BB		F9		1	0	0	0	3	0	0
Don Mincher, L (1, 3) OBP: 0.360, SLG: 0.493	FC4-6, FC4-6, 1B, 1-2f		F9			G4-6-3, 1-2f		F9		4	0	0	0	0	0	5
Minnie Rojas, R (9, 1)										0	0	0	0	0	0	0
Buck Rodgers, S (1, 2) OBP: 0.286, SLG: 0.220		FC4-6, 1-2, 1B		4-3		E9			K	4	0	1	0	0	1	0
Tom Satriano, L (1, 5) OBP: 0.452, SLG: 0.417		FC4-6, FC6-4, 1-2f, 2-3		4-3					6-3	2	0	0	0	1	0	2
(9, 3)										1	0	0	0	0	0	0
Bubba Morton, R (9, PH) OBP: 0.214, SLG: 0.154						IBB										
Rickey Clark, R (1, 1)										3	0	0	0	0	2	4
Paul Schaal, R (9, 5) OBP: 0.231, SLG: 0.208										0	0	0	0	0	0	0
Orlando McFarlane, R (9, PH) OBP: 0.500, SLG: 0.429										0	0	0	0	1	0	0
Don Wallace, L (9, PR)		FC6-4, 1-2f		K	K				1B, BB	0	0	0	0	0	0	0
Inning Stats	R: 0 E: 0 K: 2 S: 7 H: 1 LOB: 1 BB: 1 P: 11	R: 0 E: 0 K: 0 S: 4 H: 1 LOB: 2 BB: 1 P: 8	R: 0 E: 0 K: 0 S: 4 H: 1 LOB: 3 BB: 2 P: 12	R: 0 E: 0 K: 1 S: 5 H: 0 LOB: 0 BB: 0 P: 5	R: 0 E: 0 K: 1 S: 6 H: 1 LOB: 1 BB: 0 P: 6	R: 0 E: 1 K: 1 S: 5 H: 0 LOB: 2 BB: 2 P: 13	R: 0 E: 0 K: 0 S: 3 H: 0 LOB: 0 BB: 0 P: 3	R: 0 E: 0 K: 1 S: 5 H: 0 LOB: 0 BB: 0 P: 5	R: 0 E: 0 K: 2 S: 8 H: 1 LOB: 2 BB: 1 P: 12	1B: 4 2B: 2 3B: 0 HR: 0 SF: 0 SAC: 0 DP: 2 HBP: 0							

PITCHER	IP	WLS	BF	H	R	ER	SO	BB	IBB	HBP	BLK	WP	HR	S	P	ERA	WHIP
Barry Moore, L (1, 1) ERA: 0.43	3.0		15	3	0	0	2	3	1	0	0	0	0	15	31	0.00	2.000
Darold Knowles, L (4, 1) ERA: 0.55	6.0	W	23	2	0	0	6	2	1	0	0	0	0	32	44	0.00	0.667

PITCHER	IP	WLS	BF	H	R	ER	SO	BB	IBB	HBP	BLK	WP	HR	S	P	ERA	WHIP

BOTTOM

Washington Senators @ California Angels

Anaheim Stadium, Anaheim, CA

Sat May 06 1967, 10:05 PM EDT

Att. 16,476 - Unknown

livebaseballscorecards.com

AB	31
R	0
H	5
RBI	0
BB	7
SO	8
LOB	22

Washington Senators @ California Angels

Anaheim Stadium, Anaheim, CA

Sun May 07 1967, 6:33 AM EDT

Att. 13,280 - Unknown

TOP

livebaseballscorecards.com

Batter	1	2	3	4	5	6	7	8	9	AB	R	H	RBI	BB	SO	LOB
Bob Saverine, S (1, 4) OBP: 0.281, SLG: 0.258	4-3			F8	F7			F6		4	0	0	0	0	0	2
Fred Valentine, S (1, 8) OBP: 0.357, SLG: 0.288	BBBB 4-0 G4-6-3 BB			4-3 2B		F6			3-1	3	0	1	0	1	0	0
Jim King, L (1, 9) OBP: 0.294, SLG: 0.396	G4-6-3 1-2f			4-3 2-3		F2			F2	4	0	0	0	0	0	2
Frank Howard, R (1, 7) OBP: 0.375, SLG: 0.507		5-3		BBBB 4-0 FC6 BB		SSS 0-3 K			SSS 0-3 K	3	0	0	0	1	2	0
Bob Chance, L (1, 3) OBP: 0.359, SLG: 0.485		SSS 0-3 K		FC6 1-2f			SSS 0-3 K			3	0	0	0	0	2	2
Ken McMullen, R (1, 5) OBP: 0.250, SLG: 0.358 Casey Cox, R (7, 1)		SSS 0-3 K			SSS 0-3 K		SSS 0-3 K			3 0	0 0	0 0	0 0	0 0	3 0	0 0
Paul Casanova, R (1, 2) OBP: 0.413, SLG: 0.517			6-3		SSS 0-3 K		SSS 0-3 K			3	0	0	0	0	2	0
Ed Brinkman, R (1, 6) OBP: 0.250, SLG: 0.268			1-3	WP 2B				6-3		3	0	1	0	0	0	0
Pete Richert, L (1, 1) OBP: 0.125, SLG: 0.125 Dick Nen, L (5, PH) OBP: 0.217, SLG: 0.143 Bob Humphreys, R (5, 1) OBP: 1.000, SLG: 1.000 Tim Cullen, R (7, 5) OBP: 0.500, SLG: 0.462			3-1	BBBB 4-0 2-3 BB				F8		1 0 0 1	0 0 0 0	0 0 0 0	0 0 0 0	0 1 0 0	0 0 0 0	0 0 0 0

Inning Stats	1	2	3	4	5	6	7	8	9
R	0	0	0	0	0	0	0	0	0
E	0	0	0	0	0	0	0	0	0
K	0	2	0	0	2	1	3	0	1
S	2	7	3	4	8	5	9	3	5
H	0	0	0	1	1	0	0	0	0
LOB	0	0	0	2	2	0	0	0	0
BB	1	0	0	1	1	0	0	0	0
P	6	7	3	8	12	5	9	3	5

1B	0	SF	0	WP	1	PA	31
2B	2	SAC	0	PB	0		
3B	0	DP	1	SB	0		
HR	0	HBP	0	CS	0		

	AB	28
	R	0
	H	2
	RBI	0
	BB	3
	SO	9
	LOB	6

PITCHER	IP	W	L	S	BF	H	R	ER	SO	BB	IBB	HBP	BLK	WP	HR	ERA	WHIP
Jim McGlothlin, R (1, 1) ERA: 2.04	9.0	W			31	2	0	0	9	3	0	0	0	1	0	0.00	0.556

PITCHER	IP	W	L	S	BF	H	R	ER	SO	BB	IBB	HBP	BLK	WP	HR	ERA	WHIP

Batter	1	2	3	4	5	6	7	8	9	AB	R	H	RBI	BB	SO	LOB
Jay Johnstone, L (1, 8) OBP: 0.270, SLG: 0.333	K		BB, E, 1B		3-1		F7			4	1	1	0	0	1	0
Jim Fregosi, R (1, 6) OBP: 0.320, SLG: 0.402	K		BB, E, 1-2		HR		6-3			3	1	1	1	1	1	0
Jose Cardenal, R (1, 9) OBP: 0.276, SLG: 0.302 Jimmie Hall, L (7, 9) OBP: 0.326, SLG: 0.475	F3		K, 1-3, 2-H		F5			F6		3 1	0 0	0 0	0 0	0 0	1 0	1 0
Rick Reichardt, R (1, 7) OBP: 0.359, SLG: 0.432		1B		1B, 1B, 1B	4-3			4-3		4	1	2	0	0	0	0
Bobby Knoop, R (1, 4) OBP: 0.258, SLG: 0.321		K		F9		HR		6-3		4	1	1	1	0	1	2
Don Mincher, L (1, 3) OBP: 0.359, SLG: 0.487		K		1B, SF8, 1-2, 1B		F6				3	1	1	0	0	1	1
Orlando McFarlane, R (1, 2) OBP: 0.455, SLG: 0.400		K		1-3, 2-H, 1B		K				3	0	1	1	0	2	1
Paul Schaal, R (1, 5) OBP: 0.223, SLG: 0.203			F4	SF8, 3-H		5-3				2	0	0	1	0	0	0
Jim McGlothlin, R (1, 1) OBP: 0.111, SLG: 0.111			6-3	K			4-3			3	0	0	0	0	1	1
Inning Stats	R: 0 E: 0 K: 2 S: 7 H: 0 LOB: 0 BB: 0 P: 7	R: 0 E: 0 K: 3 S: 10 H: 1 LOB: 1 BB: 0 P: 10	R: 1 E: 1 K: 1 S: 6 H: 1 LOB: 1 BB: 1 P: 10	R: 2 E: 0 K: 1 S: 8 H: 3 LOB: 1 BB: 0 P: 8	R: 1 E: 0 K: 0 S: 4 H: 1 LOB: 0 BB: 0 P: 4	R: 1 E: 0 K: 1 S: 6 H: 1 LOB: 0 BB: 0 P: 6	R: 0 E: 0 K: 0 S: 3 H: 0 LOB: 0 BB: 0 P: 3	R: 0 E: 0 K: 0 S: 3 H: 0 LOB: 0 BB: 0 P: 3		1B: 5 2B: 0 3B: 0 HR: 2 SF: 1 SAC: 0 DP: 0 HBP: 0						

PITCHER		IP	WLS	BF	H	R	ER	SO	BB	IBB	HBP	BLK	WP	HR	S	P	ERA	WHIP
Pete Richert, L ERA: 6.59	(1, 1)	4.0	L	18	5	3	2	7	1	0	0	0	0	0	31	35	4.50	1.500
Bob Humphreys, R ERA: 4.41	(5, 1)	2.0		8	2	2	2	1	0	0	0	0	0	2	10	10	9.00	1.000
Casey Cox, R ERA: 1.35	(7, 1)	2.0		6	0	0	0	0	0	0	0	0	0	0	6	6	0.00	0.000

PITCHER	IP	WLS	BF	H	R	ER	SO	BB	IBB	HBP	BLK	WP	HR	S	P	ERA	WHIP

BOTTOM

Washington Senators @ California Angels

Anaheim Stadium, Anaheim, CA

Sun May 07 1967, 6:33 AM EDT

Att. 13,280 - Unknown

livebaseballscorecards.com

AB	30
R	5
H	7
RBI	4
BB	1
SO	8
LOB	6

Batter	1	2	3	4	5	6	7	8	9	AB	R	H	RBI	BB	SO	LOB
Tim Cullen, R (1, 4) OBP: 0.474, SLG: 0.500	G4-6-3 1B			K		F5	E SF7 1-3 2-H 3-H 2B		5-3	5	1	2	2	0	1	0
Ken McMullen, R (1, 5) OBP: 0.247, SLG: 0.384	G4-6-3 1-2f			K		HR	E6 1B 2-3 3-H		F9	5	1	1	1	0	1	2
Hank Allen, R (1, 8) (7, 7)	G3			1B		F8	SF7 3-H			3	0	1	1	0	0	0
Frank Howard, R (1, 7) OBP: 0.393, SLG: 0.521		F6		1-3 1B			2B 1B 1B 1-3 1B			4	1	3	0	0	0	0
Dick Nen, L (7, PR) OBP: 0.217, SLG: 0.143 (7, 3)										0	0	0	0	0	0	0
Cap Peterson, R (1, 9) OBP: 0.321, SLG: 0.308		6-3		6-3			1-3 1B 2B 4-3			4	1	1	0	0	0	4
Dave Baldwin, R (7, 1)										0	0	0	0	0	0	0
Paul Casanova, R (1, 2) OBP: 0.403, SLG: 0.492		6-3			K		BB 1B 2B	K		3	1	0	0	1	2	0
Ken Harrelson, R (1, 3) OBP: 0.389, SLG: 0.484			F5		F8		HBP 2B 1-3 2-H 3-H 1B	F3		2	0	0	0	0	0	0
Jim King, L (7, PH) OBP: 0.302, SLG: 0.400 (7, 9)										2	1	1	2	0	0	0
Ed Brinkman, R (1, 6) OBP: 0.239, SLG: 0.256			5-3		1-3		K	6-3		4	0	0	0	0	1	2
Phil Ortega, R (1, 1)										0	0	0	0	0	0	0
Bob Priddy, R (2, 1)										1	0	0	0	0	0	0
Doug Camilli, R (6, PH) OBP: 0.143, SLG: 0.357										1	0	0	0	0	0	0
Jim Hannan, R (6, 1)			F3			F9	2B E 1-2 HBP		F8	0	0	0	0	0	0	0
Bob Chance, L (7, PH) OBP: 0.359, SLG: 0.485										0	0	0	0	0	0	0
Fred Valentine, S (7, PH) OBP: 0.360, SLG: 0.284 (7, 8)										1	1	0	0	0	0	0
Inning Stats	R: 0 E: 0 K: 0 S: 3 H: 1 LOB: 0 BB: 0 P: 3	R: 0 E: 0 K: 0 S: 3 H: 0 LOB: 0 BB: 0 P: 3	R: 0 E: 0 K: 0 S: 3 H: 0 LOB: 0 BB: 0 P: 3	R: 0 E: 0 K: 2 S: 9 H: 2 LOB: 2 BB: 0 P: 9	R: 0 E: 0 K: 1 S: 5 H: 0 LOB: 0 BB: 0 P: 5	R: 1 E: 0 K: 0 S: 4 H: 1 LOB: 0 BB: 0 P: 4	R: 6 E: 1 K: 1 S: 11 H: 5 LOB: 2 BB: 1 P: 16	R: 0 E: 0 K: 1 S: 5 H: 0 LOB: 0 BB: 0 P: 5	R: 0 E: 0 K: 0 S: 3 H: 0 LOB: 0 BB: 0 P: 3	1B: 6 2B: 2 3B: 0 HR: 1 SF: 1 SAC: 0 DP: 1 HBP: 1						

TOP

Washington Senators @ Minnesota Twins

Metropolitan Stadium, Bloomington , MI

Mon May 08 1967, 8:05 PM EDT

Att. 5,688 - Unknown

livebaseballscorecards.com

AB	35
R	7
H	9
RBI	6
BB	1
SO	5
LOB	8

PITCHER		IP	WLS	BF	H	R	ER	SO	BB	IBB	HBP	BLK	WP	HR	S	P	ERA	WHIP
Jim Ollom, L ERA: 4.2	(1, 1)	6.0		23	6	3	3	3	0	0	0	0	0	1	29	29	4.50	1.000
Al Worthington, R ERA: 2.7	(7, 1)	0.1	L	3	1	0	0	1	1	0	0	0	0	0	4	8	0.00	6.000
Jim Merritt, L ERA: 2.16	(7, 1)	0.1		5	2	4	2	0	0	0	1	0	0	0	4	5	54.00	6.000
Ron Kline, R ERA: 1.54	(7, 1)	2.1		7	0	0	0	1	0	0	0	0	0	0	9	9	0.00	0.000

PITCHER	IP	WLS	BF	H	R	ER	SO	BB	IBB	HBP	BLK	WP	HR	S	P	ERA	WHIP

Batter	1	2	3	4	5	6	7	8	9	AB	R	H	RBI	BB	SO	LOB
Cesar Tovar, R (1, 9) OBP: 0.351, SLG: 0.356	F8	K			6-3		F3		1B	5	1	1	0	0	1	1
Rod Carew, L (1, 4) OBP: 0.365, SLG: 0.406	S 2B 1B	1-3 2B			1B		BB 1B		2-H 1B	5	1	5	1	0	0	0
Zoilo Versalles, R (1, 6) OBP: 0.372, SLG: 0.488	F9	F6			K		F6		F7	5	0	0	0	0	1	6
Harmon Killebrew, R (1, 3) OBP: 0.382, SLG: 0.423	1-H 2B		K		F5		1-2 BB		F8	4	0	1	1	1	1	2
Bob Allison, R (1, 7) OBP: 0.314, SLG: 0.432	5-3		3-1			F7	K			4	0	0	0	0	1	3
Russ Nixon, L (1, 2) OBP: 0.233, SLG: 0.241		K	4-3			2B		F4		4	0	1	0	0	1	0
Ron Clark, R (1, 5) OBP: 0.276, SLG: 0.556		IHR 1B		6-3		FC6-4 BB		K		3	1	1	0	1	1	0
Ted Uhlaender, L (1, 8) OBP: 0.267, SLG: 0.667		1-H IHR		4-3		K		G3		4	1	1	2	0	1	2
Jim Ollom, R (1, 1) OBP: 0.250, SLG: 0.250		2B 1B		1-4-3		1-2f FC6-4			F4	3	0	1	0	0	0	2
Al Worthington, R (7, 1)										0	0	0	0	0	0	0
Jim Merritt, L (7, 1)										0	0	0	0	0	0	0
Ron Kline, R (7, 1)										0	0	0	0	0	0	0
Rich Reese, L (9, PH) OBP: 0.286, SLG: 0.167										1	0	0	0	0	0	0
Inning Stats	R: 1 E: 0 K: 0 S: 5 H: 2 LOB: 1 BB: 0 P: 5	R: 2 E: 0 K: 2 S: 11 H: 4 LOB: 2 BB: 0 P: 11	R: 0 E: 0 K: 1 S: 5 H: 0 LOB: 0 BB: 0 P: 5	R: 0 E: 0 K: 0 S: 3 H: 0 LOB: 0 BB: 0 P: 3	R: 0 E: 0 K: 1 S: 6 H: 1 LOB: 1 BB: 0 P: 6	R: 0 E: 0 K: 1 S: 6 H: 1 LOB: 2 BB: 1 P: 10	R: 0 E: 0 K: 1 S: 6 H: 1 LOB: 2 BB: 1 P: 10	R: 0 E: 0 K: 1 S: 5 H: 0 LOB: 0 BB: 0 P: 5	R: 1 E: 0 K: 0 S: 5 H: 2 LOB: 1 BB: 0 P: 5	1B: 6 2B: 4 3B: 0 HR: 1	SF: 0 SAC: 0 DP: 0 HBP: 0						

PITCHER		IP	WLS	BF	H	R	ER	SO	BB	IBB	HBP	BLK	WP	HR	S	P	ERA	WHIP
Phil Ortega, R ERA: 4.15	(1, 1)	1.2		11	6	3	3	2	0	0	0	0	0	0	15	15	16.20	3.600
Bob Priddy, R ERA: 2.89	(2, 1)	3.1		11	1	0	0	2	0	0	0	0	0	0	15	15	0.00	0.300
Jim Hannan, R ERA: 3.44	(6, 1)	1.0	W	5	1	0	0	1	1	0	0	0	0	0	6	10	0.00	2.000
Dave Baldwin, R ERA: 1.42	(7, 1)	3.0	S	13	3	1	1	2	1	0	0	0	0	0	16	20	3.00	1.333

PITCHER	IP	WLS	BF	H	R	ER	SO	BB	IBB	HBP	BLK	WP	HR	S	P	ERA	WHIP

BOTTOM

Washington Senators @ Minnesota Twins

Metropolitan Stadium, Bloomington , MI

Mon May 08 1967, 8:05 PM EDT

Att. 5,688 - Unknown

livebaseballscorecards.com

AB	38
R	4
H	11
RBI	4
BB	2
SO	7
LOB	16

WP: 0 PB: 0 SB: 1 CS: 0 PA: 40

Batter	1	2	3	4	5	6	7	8	9	AB	R	H	RBI	BB	SO	LOB
Bob Saverine, S (1, 4) OBP: 0.278, SLG: 0.257	4-3 ①		F6 ②			FC4-6 E 1B		4-3 ②		4	0	1	0	0	0	0
Hank Allen, R (1, 8) OBP: 0.222, SLG: 0.320	F6 ②		5-3 ③			E1 FC4-6 1-2		K ③		4	0	0	0	0	1	1
Jim King, L (1, 9) OBP: 0.298, SLG: 0.377	BB			F7 ①		FC4-6 ① G6-4-3 1-2f 2-3			3-1 ①	3	0	0	0	1	0	2
Frank Howard, R (1, 7) OBP: 0.386, SLG: 0.507	K ③			6-3 ②		G6-4-3 ②③ 1-2f			1B	4	0	1	0	0	1	3
Dick Nen, L (1, 3) OBP: 0.259, SLG: 0.240		4-3 ①		1B			1B G4-3 2B		F9 ②	4	1	2	0	0	0	1
Paul Casanova, R (1, 2) OBP: 0.394, SLG: 0.477		F3 ②		K ③			G4-3 2-3 1B		F8 ③	4	0	1	0	0	1	2
Ken McMullen, R (1, 5) OBP: 0.250, SLG: 0.382		1B			F9 ①		G4-3 ①② 1-2f 3-H			3	0	1	0	0	0	1
Ed Brinkman, R (1, 6) OBP: 0.232, SLG: 0.247		K ③			F5 ②		6-3 ③			3	0	0	0	0	1	1
Joe Coleman, R (1, 1) OBP: 0.182, SLG: 0.200			K ①		K ③			6-3 ①		1	0	0	0	0	1	0
Dick Lines, R (3, 1)										0	0	0	0	0	0	0
Bob Chance, L (5, PH) OBP: 0.350, SLG: 0.471										1	0	0	0	0	1	0
Bob Humphreys, R (5, 1) OBP: 1.000, SLG: 1.000										0	0	0	0	0	0	0
Casey Cox, R (6, 1)										0	0	0	0	0	0	0
Fred Valentine, S (8, PH) OBP: 0.356, SLG: 0.279										1	0	0	0	0	0	0
Pete Richert, L (8, 1) OBP: 0.125, SLG: 0.125										0	0	0	0	0	0	0
Darold Knowles, L (8, 1)										0	0	0	0	0	0	0
Inning Stats	R: 0 E: 0 K: 1 S: 5 H: 0 LOB: 1 BB: 1 P: 9	R: 0 E: 0 K: 1 S: 6 H: 1 LOB: 1 BB: 0 P: 6	R: 0 E: 0 K: 1 S: 5 H: 0 LOB: 0 BB: 0 P: 5	R: 0 E: 0 K: 1 S: 6 H: 1 LOB: 1 BB: 0 P: 6	R: 0 E: 0 K: 1 S: 5 H: 0 LOB: 0 BB: 0 P: 5	R: 0 E: 1 K: 0 S: 4 H: 1 LOB: 1 BB: 0 P: 4	R: 1 E: 0 K: 0 S: 4 H: 2 LOB: 0 BB: 0 P: 4	R: 0 E: 0 K: 1 S: 5 H: 0 LOB: 0 BB: 0 P: 5	R: 0 E: 0 K: 0 S: 4 H: 1 LOB: 1 BB: 0 P: 4	1B: 5 2B: 1 3B: 0 HR: 0	SF: 0 SAC: 0 DP: 2 HBP: 0						

TOP

Washington Senators @ Minnesota Twins

Metropolitan Stadium, Bloomington , MI

Tue May 09 1967, 8:05 PM EDT

Att. 6,475 - Unknown

livebaseballscorecards.com

AB	32
R	1
H	6
RBI	0
BB	1
SO	6
LOB	11

WP: 0 PB: 0 SB: 0 CS: 0 PA: 33

PITCHER		IP	WLS	BF	H	R	ER	SO	BB	IBB	HBP	BLK	WP	HR	S	P	ERA	WHIP
Mudcat Grant, R ERA: 3.63	(1, 1)	9.0	W	33	6	1	1	6	1	0	0	0	0	0	44	48	1.00	0.778

PITCHER	IP	WLS	BF	H	R	ER	SO	BB	IBB	HBP	BLK	WP	HR	S	P	ERA	WHIP

Batter	1	2	3	4	5	6	7	8	9	AB	R	H	RBI	BB	SO	LOB
Cesar Tovar, R (1, 9) OBP: 0.364, SLG: 0.389	6-3		1B 1B	FC4 3B		SF9 3-H		BB 1B 1-2 BB		3	3	2	1	1	0	0
Rod Carew, L (1, 4) OBP: 0.392, SLG: 0.438	6-3 1B		1B 2B 1-3 1B	FC4 3-H		1B 1-H 2B		BB 1B P4-2 1-2 2-3 BB		4	2	3	2	1	0	0
Zoilo Versalles, R (1, 6) OBP: 0.374, SLG: 0.483	6-3 1-2		2B SF9 1-2 3-H 1B	F7		K		BB 1-2 2-H 3-H 1B		5	1	2	3	0	1	3
Harmon Killebrew, R (1, 3) OBP: 0.394, SLG: 0.440	K		SF9 E 1-3 2-H 2B	5-3		2-H 1B		BB 1-2 2-3 BB		4	1	2	2	1	1	2
Rich Reese, L (1, 7) OBP: 0.250, SLG: 0.300		6-3 1B 2B	SF9 2-3 3-H		4-3	F7		P4-2 3-Hf		4	1	1	1	0	0	4
Ron Clark, R (1, 5) OBP: 0.235, SLG: 0.469		6-3 2-3	5-3		F9	6-3		F3		5	0	0	0	0	0	4
Ted Uhlaender, L (1, 8) OBP: 0.263, SLG: 0.579		G3	E5 3-H		F8	G4-6-3 1B				4	0	1	0	0	0	1
Jerry Zimmerman, R (1, 2) OBP: 0.208, SLG: 0.136		1B 3-H	5-3			E SF9 BB		G4-6-3 1-2f		3	1	1	1	1	0	2
Mudcat Grant, R (1, 1) OBP: 0.154, SLG: 0.154		G3		F9		E1 2B 1-3		BB BB 1B 1B		4	2	1	0	0	0	2
Inning Stats	R: 0 E: 0 K: 1 S: 6 H: 1 LOB: 1 BB: 0 P: 6	R: 1 E: 0 K: 0 S: 5 H: 2 LOB: 1 BB: 0 P: 5	R: 4 E: 1 K: 0 S: 8 H: 4 LOB: 1 BB: 0 P: 8	R: 1 E: 0 K: 0 S: 5 H: 1 LOB: 1 BB: 0 P: 5	R: 0 E: 0 K: 0 S: 3 H: 0 LOB: 0 BB: 0 P: 3	R: 3 E: 1 K: 1 S: 8 H: 2 LOB: 1 BB: 1 P: 12	R: 0 E: 0 K: 0 S: 3 H: 1 LOB: 0 BB: 0 P: 3	R: 2 E: 0 K: 0 S: 4 H: 2 LOB: 2 BB: 3 P: 16		1B: 9 2B: 4 3B: 1 HR: 0 SF: 2 SAC: 0 DP: 2 HBP: 0						

PITCHER		IP	WLS	BF	H	R	ER	SO	BB	IBB	HBP	BLK	WP	HR	S	P	ERA	WHIP
Joe Coleman, R ERA: 5.13	(1, 1)	2.0	L	13	7	5	4	1	0	0	0	0	0	0	15	15	18.00	3.500
Dick Lines, L ERA: 0.93	(3, 1)	2.0		9	1	1	1	0	0	0	0	0	0	0	9	9	4.50	0.500
Bob Humphreys, R ERA: 4.5	(5, 1)	1.2		9	2	3	1	1	1	0	0	0	0	0	10	14	5.40	1.800
Casey Cox, R ERA: 1.13	(6, 1)	1.1		4	1	0	0	0	0	0	0	0	0	0	4	4	0.00	0.750
Pete Richert, L ERA: 7.24	(8, 1)	0.0		3	1	2	2	0	2	0	0	0	0	0	1	9	∞	∞

PITCHER		IP	WLS	BF	H	R	ER	SO	BB	IBB	HBP	BLK	WP	HR	S	P	ERA	WHIP
Darold Knowles, L ERA: 0.52	(8, 1)	1.0		4	1	0	0	0	1	0	0	0	0	0	3	7	0.00	2.000

BOTTOM

Washington Senators @ Minnesota Twins

Metropolitan Stadium, Bloomington , MI

Tue May 09 1967, 8:05 PM EDT

Att. 6,475 - Unknown

livebaseballscorecards.com

AB	36
R	11
H	13
RBI	10
BB	4
SO	2
LOB	18

Batter	1	2	3	4	5	6	7	8	9	AB	R	H	RBI	BB	SO	LOB
Lee Maye, L (1, 8) OBP: 0.278, SLG: 0.438	F7		2B BB		4-3			2B		3	1	1	0	1	0	0
Max Alvis, R (1, 5) OBP: 0.292, SLG: 0.370	BB		F9		F5			K		3	0	0	0	1	1	2
Chuck Hinton, R (1, 9) OBP: 0.323, SLG: 0.376	K		4-3 1-H			K		6-3		4	0	1	1	0	2	2
Leon Wagner, L (1, 7) OBP: 0.273, SLG: 0.340	K		4-3 2-3			K			F7	4	0	0	0	0	2	2
Chico Salmon, R (9, 7) OBP: 0.263, SLG: 0.278										0	0	0	0	0	0	0
Fred Whitfield, L (1, 3) OBP: 0.333, SLG: 0.426		WP 2B	K			6-3			BB 1B	4	1	2	0	0	1	1
Duke Sims, L (1, 2) OBP: 0.281, SLG: 0.327		K		4-3			K		FC5 1-2 1B BB	3	0	0	0	1	2	1
Pedro Gonzalez, R (1, 4) OBP: 0.500, SLG: 0.455		K		L3 1B			6-3		1-2 1B	4	0	2	0	0	1	1
Larry Brown, R (1, 6) OBP: 0.359, SLG: 0.343		2-H BB		L3 1-2			5-3		FC5 2-3f	3	0	0	0	1	0	3
Steve Hargan, R (1, 1) OBP: 0.133, SLG: 0.133		F4			K			F8		3	0	0	0	0	1	1
Inning Stats	R: 0 E: 0 K: 2 S: 7	H: 0 LOB: 1 BB: 1 P: 11	R: 1 E: 0 K: 2 S: 8	H: 1 LOB: 1 BB: 1 P: 12	R: 1 E: 0 K: 1 S: 6	H: 1 LOB: 1 BB: 1 P: 10	R: 0 E: 0 K: 0 S: 3	H: 1 LOB: 0 BB: 0 P: 3	R: 0 E: 0 K: 1 S: 5	H: 0 LOB: 0 BB: 0 P: 5	R: 0 E: 0 K: 2 S: 7	H: 0 LOB: 0 BB: 0 P: 7	R: 0 E: 0 K: 1 S: 5	H: 0 LOB: 0 BB: 0 P: 5	R: 0 E: 0 K: 1 S: 6	H: 1 LOB: 1 BB: 0 P: 6	R: 0 E: 0 K: 0 S: 4	H: 2 LOB: 2 BB: 1 P: 8	1B: 3 2B: 4 3B: 0 HR: 0	SF: 0 SAC: 0 DP: 1 HBP: 0	WP: 2 PB: 0 SB: 0 CS: 0	PA: 35

PITCHER		IP	WLS	BF	H	R	ER	SO	BB	IBB	HBP	BLK	WP	HR	S	P	ERA	WHIP
Camilo Pascual, R ERA: 2.84	(1, 1)	8.0	L	30	4	2	2	10	3	0	0	0	1	0	47	59	2.25	0.875
Darold Knowles, L ERA: 0.49	(9, 1)	1.0		5	2	0	0	0	1	0	0	0	0	0	4	8	0.00	3.000

PITCHER	IP	WLS	BF	H	R	ER	SO	BB	IBB	HBP	BLK	WP	HR	S	P	ERA	WHIP

TOP

Cleveland Indians @ Washington Senators

D.C. Stadium, Washington, DC

Thu May 11 1967, 7:05 PM EDT

Att. 7,933 - Unknown

livebaseballscorecards.com

AB	31
R	2
H	6
RBI	1
BB	4
SO	10
LOB	13

Batter	1	2	3	4	5	6	7	8	9	AB	R	H	RBI	BB	SO	LOB
Bob Saverine, S (1, 4) OBP: 0.250, SLG: 0.231	K2-3		G3 2-3			5-3		G1-6-3 1-2f		4	0	0	0	0	1	2
Fred Valentine, S (1, 8) OBP: 0.341, SLG: 0.264	E5 1B		4-3			1-3			F1	4	0	0	0	0	0	1
Jim King, L (1, 9) OBP: 0.328, SLG: 0.393	G6-4-3 1-3 1B			1-3		1B			CS BB	3	0	2	0	1	0	0
Frank Howard, R (1, 7) OBP: 0.380, SLG: 0.494 Pete Richert, L (9, PR) OBP: 0.125, SLG: 0.125	G6-4-3 1-2f			K		K			E 1-2 1B	4 0	0 1	1 0	0 0	0 0	2 0	3 0
Dick Nen, L (1, 3) OBP: 0.226, SLG: 0.207		4-3		F5			F5		E9 1-H	4	0	0	0	0	0	0
Paul Casanova, R (1, 2) OBP: 0.387, SLG: 0.464		F3			K		G1-6-3 1B		K	4	0	1	0	0	2	2
Ken McMullen, R (1, 5) OBP: 0.242, SLG: 0.370		L6			F4		G1-6-3 1-2f			3	0	0	0	0	0	2
Ed Brinkman, R (1, 6) OBP: 0.235, SLG: 0.250			G3 SH1-4 1B		K			F8		3	0	1	0	0	1	1
Camilo Pascual, R (1, 1) OBP: 0.222, SLG: 0.222 Cap Peterson, R (8, PH) OBP: 0.333, SLG: 0.308 Darold Knowles, L (9, 1)			SH1-4 1-2		1-3			BBBB G1-6-3 BB		1 0 0	0 0 0	0 0 0	0 0 0	0 1 0	0 0 0	1 0 0
Inning Stats	R: 0 H: 1 E: 1 LOB: 1 K: 1 BB: 0 S: 6 P: 6	R: 0 H: 0 E: 0 LOB: 0 K: 0 BB: 0 S: 3 P: 3	R: 0 H: 1 E: 0 LOB: 1 K: 0 BB: 0 S: 4 P: 4	R: 0 H: 0 E: 0 LOB: 0 K: 1 BB: 0 S: 5 P: 5	R: 0 H: 0 E: 0 LOB: 1 K: 2 BB: 0 S: 8 P: 8	R: 0 H: 1 E: 0 LOB: 1 K: 1 BB: 0 S: 6 P: 6	R: 0 H: 1 E: 0 LOB: 0 K: 0 BB: 0 S: 3 P: 3	R: 0 H: 0 E: 0 LOB: 0 K: 0 BB: 1 S: 2 P: 6	R: 1 H: 1 E: 1 LOB: 2 K: 1 BB: 1 S: 6 P: 10	1B: 5 SF: 0 2B: 0 SAC: 1 3B: 0 DP: 3 HR: 0 HBP: 0						

PITCHER	IP	WLS	BF	H	R	ER	SO	BB	IBB	HBP	BLK	WP	HR	S	P	ERA	WHIP
Steve Hargan, R (1, 1) ERA: 1.24	9.0	W	33	5	1	0	6	2	0	0	0	1	0	43	51	0.00	0.778

PITCHER	IP	WLS	BF	H	R	ER	SO	BB	IBB	HBP	BLK	WP	HR	S	P	ERA	WHIP

BOTTOM

Cleveland Indians @ Washington Senators

D.C. Stadium, Washington, DC

Thu May 11 1967, 7:05 PM EDT

Att. 7,933 - Unknown

livebaseballscorecards.com

AB	30
R	1
H	5
RBI	0
BB	2
SO	6
LOB	12

WP: 1	PA: 33		
PB: 0			
SB: 0			
CS: 1			

Batter	1	2	3	4	5	6	7	8	9	AB	R	H	RBI	BB	SO	LOB
Max Alvis, R (1, 5) OBP: 0.295, SLG: 0.402	F3		F9		E6	FC5-4 1B 1-3 2-H 3-H		FC1 FC5-2-5 1-3	1-H 2-H HR	6	1	2	5	0	0	1
Chico Salmon, R (1, 3) OBP: 0.280, SLG: 0.292	6-3		E8 1B		K	FC5-4 1B 1-2f 3-H		FC5-2-5 1-2 3-H	1B 4-3 1B	6	0	2	1	0	1	4
Chuck Hinton, R (1, 9) OBP: 0.323, SLG: 0.374	1B 1B		L4		4-3	1-3 1B		K	1-2 4-3	6	0	2	0	0	1	5
Rocky Colavito, R (1, 7) OBP: 0.400, SLG: 0.412 Vic Davalillo, L (8, 7) OBP: 0.264, SLG: 0.295 (9, 8)	1-2 1B			G3		F9 BB 2B BB F6			1B BLK 1B 2-3 1B	3 2	1 1	1 2	0 0	1 0	0 0	2 0
Joe Azcue, R (1, 2) OBP: 0.458, SLG: 0.500	F9			HR		1-2 2B BB	5-3		1B BLK 1B 1-3 1B	4	3	2	1	1	0	2
Jose Vidal, R (1, 8) OBP: 0.400, SLG: 0.250 (9, 7)		1-3		FC4-6 BB		F9 2-3	5-3		FC5-4 1-3 3-H 1B	4	0	1	0	1	0	2
Pedro Gonzalez, R (1, 4) OBP: 0.412, SLG: 0.333 (6, 6)		4-3		K		2B 1B BB 1-2	F7		FC5-4 E 1B 1-2f	4	2	0	0	1	1	3
Larry Brown, R (1, 6) OBP: 0.350, SLG: 0.333 Lee Maye, L (6, PH) OBP: 0.316, SLG: 0.529 George Culver, R (6, 1) OBP: 1.000, SLG: 1.000 Leon Wagner, L (9, PH) OBP: 0.286, SLG: 0.353 Orlando Pena, R (9, 1)		1-3		FC4-6 1-2f		1B 2B 1-3 2-H 3-H		FC3-6 1B	E HR 1B 1-3 3-H	2 1 1 1 0	0 1 0 1 0	0 1 1 1 0	0 2 0 0 0	0 0 0 0 0	0 0 0 0 0	1 0 0 0 0
Gary Bell, R (1, 1) Steve Bailey, R (5, 1) Fred Whitfield, L (6, PH) OBP: 0.342, SLG: 0.426 Gus Gil, R (6, PR) OBP: 0.219, SLG: 0.209 (6, 4)			K		F3	1B FC5-4 IBB		FC3-6 E FC1 1-2f	FC3 1-2 3-H HR	2 0 0 2	0 0 0 2	0 0 0 2	0 0 0 0	0 0 0 0	1 0 0 0	0 0 0 2
Inning Stats	R: 0 H: 2 E: 0 LOB: 2 K: 0 BB: 0 S: 5 P: 5	R: 0 H: 0 E: 0 LOB: 0 K: 0 BB: 0 S: 3 P: 3	R: 0 H: 1 E: 1 LOB: 1 K: 1 BB: 0 S: 6 P: 6	R: 1 H: 1 E: 0 LOB: 1 K: 1 BB: 1 S: 6 P: 10	R: 0 H: 0 E: 1 LOB: 1 K: 1 BB: 0 S: 6 P: 6	R: 5 H: 3 E: 0 LOB: 2 K: 0 BB: 4 S: 6 P: 22	R: 0 H: 0 E: 0 LOB: 0 K: 0 BB: 0 S: 3 P: 3	R: 0 H: 1 E: 1 LOB: 2 K: 1 BB: 0 S: 7 P: 7	R: 6 H: 7 E: 1 LOB: 2 K: 0 BB: 0 S: 10 P: 10	1B: 12 SF: 0 2B: 1 SAC: 0 3B: 0 DP: 0 HR: 2 HBP: 0						WP: 0 PA: 49 PB: 0 SB: 0 CS: 0

PITCHER		IP	WLS	BF	H	R	ER	SO	BB	IBB	HBP	BLK	WP	HR	S	P	ERA	WHIP
Barry Moore, L ERA: 1.71	(1, 1)	5.1		25	4	4	4	3	4	0	0	0	0	1	27	43	6.75	1.500
Bob Priddy, R ERA: 4.82	(6, 1)	0.0	L	3	2	1	1	0	0	1	0	0	0	0	2	6	∞	∞
Dave Baldwin, R ERA: 1.13	(6, 1)	1.2		6	1	1	1	0	0	0	0	0	0	0	6	6	5.40	0.600
Jim Hannan, R ERA: 4.12	(8, 1)	1.1		9	4	3	3	1	0	0	0	1	0	0	11	11	20.25	3.000
Dick Lines, L ERA: 3.72	(9, 1)	0.0		4	3	3	2	0	0	0	0	0	0	1	4	4	∞	∞

PITCHER		IP	WLS	BF	H	R	ER	SO	BB	IBB	HBP	BLK	WP	HR	S	P	ERA	WHIP
Bob Humphreys, R ERA: 4.34	(9, 1)	0.2		2	1	0	0	0	0	0	0	0	0	0	2	2	0.00	1.500

TOP

Cleveland Indians @ Washington Senators

D.C. Stadium, Washington, DC

Fri May 12 1967, 7:05 PM EDT

Att. 12,811 - Unknown

livebaseballscorecards.com

AB	44
R	12
H	15
RBI	10
BB	5
SO	4
LOB	22

Batter	1	2	3	4	5	6	7	8	9	AB	R	H	RBI	BB	SO	LOB
Bob Saverine, S (1, 4) OBP: 0.250, SLG: 0.233	F5		3-1		BB 1B BB 1B 2-3		F7			4	1	1	0	0	0	0
Fred Valentine, S (1, 8) OBP: 0.347, SLG: 0.267	BB			4-3	BB BB PO 1B 1-2 3-H			K		3	0	1	1	1	1	0
Jim King, L (1, 9) OBP: 0.323, SLG: 0.373	F8			F9	BB BB 1-2 2-3			F3		3	0	0	0	1	0	1
Frank Howard, R (1, 7) OBP: 0.375, SLG: 0.476	F9			F7	BB 1-2 2-3 3-H			E6 2B		3	0	0	1	1	0	1
Hank Allen, R (8, PR) (9, 7) OBP: 0.222, SLG: 0.320										0	1	0	0	0	0	0
Dick Nen, L (1, 3) OBP: 0.257, SLG: 0.250		F5			BB 2B PO 3-H	4-3		1-H 2B		3	1	1	1	1	0	0
Paul Casanova, R (1, 2) OBP: 0.380, SLG: 0.444		F4			BB 2B 1-2	5-3		F8		3	1	0	0	1	0	2
Ken McMullen, R (1, 5) OBP: 0.235, SLG: 0.358		K			K	F4			F7	3	0	0	0	0	2	2
Tim Cullen, R (9, PH) OBP: 0.450, SLG: 0.474										1	0	0	0	0	0	0
Ed Brinkman, R (1, 6) OBP: 0.228, SLG: 0.242			F4		F8		F9		1-3	3	0	0	0	0	0	2
Cap Peterson, R (9, PH) OBP: 0.328, SLG: 0.302										1	0	0	0	0	0	0
Barry Moore, L (1, 1) OBP: 0.333, SLG: 0.500			K		1B 1B 2B 1-H 2-H		1-3		F8	2	1	1	2	0	1	0
Bob Priddy, R (6, 1)										0	0	0	0	0	0	0
Dave Baldwin, R (6, 1)										0	0	0	0	0	0	0
Bernie Allen, L (7, PH) OBP: 0.196, SLG: 0.208										1	0	0	0	0	0	0
Jim Hannan, R (8, 1)										0	0	0	0	0	0	0
Dick Lines, R (9, 1)										0	0	0	0	0	0	0
Bob Humphreys, R (9, 1) OBP: 1.000, SLG: 1.000										0	0	0	0	0	0	0
Ken Harrelson, R (9, PH) OBP: 0.378, SLG: 0.469										1	0	0	0	0	0	0
Inning Stats	R: 0 H: 0 E: 0 LOB: 1 K: 0 BB: 1 S: 3 P: 7	R: 0 H: 0 E: 0 LOB: 0 K: 1 BB: 0 S: 5 P: 5	R: 0 H: 0 E: 0 LOB: 0 K: 1 BB: 0 S: 5 P: 5	R: 0 H: 0 E: 0 LOB: 0 K: 0 BB: 0 S: 3 P: 3	R: 4 H: 3 E: 0 LOB: 2 K: 1 BB: 4 S: 7 P: 23	R: 0 H: 0 E: 0 LOB: 0 K: 0 BB: 0 S: 3 P: 3	R: 0 H: 0 E: 0 LOB: 0 K: 0 BB: 0 S: 3 P: 3	R: 1 H: 1 E: 1 LOB: 2 K: 1 BB: 0 S: 7 P: 7	R: 0 H: 0 E: 0 LOB: 0 K: 0 BB: 0 S: 3 P: 3	1B: 2 2B: 2 3B: 0 HR: 0	SF: 0 SAC: 0 DP: 0 HBP: 0						

PITCHER		IP	WLS	BF	H	R	ER	SO	BB	IBB	HBP	BLK	WP	HR	S	P	ERA	WHIP
Gary Bell, R ERA: 3.34	(1, 1)	4.2		20	3	4	4	3	3	0	0	0	0	0	23	35	7.71	1.286
Steve Bailey, R ERA: 2.51	(5, 1)	0.1		2	0	0	0	0	2	0	0	0	0	0	0	8	0.00	6.000
George Culver, R ERA: 3.75	(6, 1)	3.0	W	11	1	1	0	1	0	0	0	0	0	0	13	13	0.00	0.333
Orlando Pena, R ERA: 5.4	(9, 1)	1.0	S	3	0	0	0	0	0	0	0	0	0	0	3	3	0.00	0.000

PITCHER	IP	WLS	BF	H	R	ER	SO	BB	IBB	HBP	BLK	WP	HR	S	P	ERA	WHIP

BOTTOM

Cleveland Indians @ Washington Senators

D.C. Stadium, Washington, DC

Fri May 12 1967, 7:05 PM EDT

Att. 12,811 - Unknown

livebaseballscorecards.com

AB	31
R	5
H	4
RBI	5
BB	5
SO	4
LOB	8

WP: 0 PA: 37
PB: 0
SB: 0
CS: 0

Cleveland Indians @ Washington Senators

D.C. Stadium, Washington, DC

Sat May 13 1967, 3:33 AM EDT

Att. 3,225 - Unknown

TOP

livebaseballscorecards.com

Batter	1	2	3	4	5	6	7	8	9	AB	R	H	RBI	BB	SO	LOB
Max Alvis, R (1, 5) OBP: 0.283, SLG: 0.385	K	K			SH3-4 2-3		6-3		6-3	4	0	0	0	0	2	1
Chico Salmon, R (1, 3) OBP: 0.276, SLG: 0.259	5-3		6-3		5-3		E 1B BB			3	1	0	0	1	0	1
Chuck Hinton, R (1, 9) OBP: 0.330, SLG: 0.379	BB 1B		F8		F4		1-H 1B			4	0	2	1	0	0	1
Rocky Colavito, R (1, 7) OBP: 0.409, SLG: 0.405	1-2 BB		F5			E E 1B	1-3			3	0	1	0	1	0	1
Vic Davalillo, L (7, 8) OBP: 0.264, SLG: 0.295										0	0	0	0	0	0	0
Joe Azcue, R (1, 2) OBP: 0.393, SLG: 0.409	F3			5-3		E5 E 1-2		K		4	0	0	0	0	1	3
Jose Vidal, R (1, 8) (7, 7) OBP: 0.333, SLG: 0.143		F9		K		K		CS BB		3	0	0	0	1	2	2
Pedro Gonzalez, R (1, 4) OBP: 0.381, SLG: 0.368	6-3 1B 2B			F8		E4 G5-4-3 1-2 2-3		K 1-2		4	1	1	0	0	1	3
Larry Brown, R (1, 6) OBP: 0.345, SLG: 0.370	6-3 2-3				HR	G5-4-3 1-2f			L1-3	4	1	1	1	0	0	4
Luis Tiant, R (1, 1) OBP: 0.400, SLG: 0.600	3-H 1B				SH3-4 2B		K		4-3	4	0	2	1	0	1	0
Orlando Pena, R (9, 1)										0	0	0	0	0	0	0
Inning Stats	R: 0 E: 0 K: 1 S: 6 H: 1 LOB: 2 BB: 1 P: 10	R: 1 E: 0 K: 1 S: 7 H: 2 LOB: 1 BB: 0 P: 7	R: 0 E: 0 K: 0 S: 3 H: 0 LOB: 0 BB: 0 P: 3	R: 0 E: 0 K: 1 S: 5 H: 0 LOB: 0 BB: 0 P: 5	R: 1 E: 0 K: 0 S: 5 H: 2 LOB: 1 BB: 0 P: 5	R: 0 E: 2 K: 1 S: 7 H: 1 LOB: 2 BB: 0 P: 7	R: 1 E: 0 K: 1 S: 6 H: 1 LOB: 1 BB: 1 P: 10	R: 0 E: 0 K: 2 S: 6 H: 0 LOB: 0 BB: 1 P: 10	R: 0 E: 0 K: 0 S: 3 H: 0 LOB: 0 BB: 0 P: 3	1B: 4 2B: 2 3B: 0 HR: 1	SF: 0 SAC: 1 DP: 1 HBP: 0						

	AB	33
	R	3
	H	7
	RBI	3
	BB	3
	SO	7
	LOB	16

WP: 0 PB: 0 SB: 0 CS: 1 PA: 37

PITCHER		IP	WLS	BF	H	R	ER	SO	BB	IBB	HBP	BLK	WP	HR	S	P	ERA	WHIP
Pete Richert, L ERA: 6.61	(1, 1)	5.1	L	25	6	2	2	4	1	0	0	0	0	1	32	36	3.38	1.312
Bob Priddy, R ERA: 4.09	(6, 1)	1.2		6	1	1	0	1	1	0	0	0	0	0	7	11	0.00	1.200
Dick Lines, L ERA: 3.09	(8, 1)	2.0		6	0	0	0	2	1	0	0	0	0	0	9	13	0.00	0.500

PITCHER		IP	WLS	BF	H	R	ER	SO	BB	IBB	HBP	BLK	WP	HR	S	P	ERA	WHIP

Batter	1	2	3	4	5	6	7	8	9	AB	R	H	RBI	BB	SO	LOB
Bob Saverine, S (1, 4) OBP: 0.229, SLG: 0.213	F2		F5		F4			4-3	F4	4	0	0	0	0	0	0
Ken Harrelson, R (9, PH) OBP: 0.368, SLG: 0.455										1	0	0	0	0	0	3
Tim Cullen, R (1, 5) OBP: 0.480, SLG: 0.429	L6		BB		BB			FC6-4 BB	4-3	2	0	0	0	3	0	3
Jim King, L (1, 9) OBP: 0.319, SLG: 0.355	BB		K		K			K		3	0	0	0	1	3	3
Frank Howard, R (1, 7) OBP: 0.370, SLG: 0.465	F9			1B		F6		FC6-4 1-2f		4	0	1	0	0	0	2
Dick Nen, L (1, 3) OBP: 0.256, SLG: 0.333		6-3		L4		F8			HR	4	1	1	1	0	0	0
Fred Valentine, S (1, 8) OBP: 0.364, SLG: 0.291		BLK 1B		1B		K			SH1-4 1B	4	0	3	0	0	1	0
Paul Casanova, R (1, 2) OBP: 0.386, SLG: 0.447		F9 1-2		1-3			5-3		SH1-4 1-2	4	0	2	0	0	0	1
Ed Brinkman, R (1, 6) OBP: 0.221, SLG: 0.235		K		K			1-3		SH1-4 1-2 2-3	3	0	0	0	0	2	3
Pete Richert, L (1, 1) OBP: 0.100, SLG: 0.100			K		K		K		BB	2	0	0	0	0	2	0
Bob Priddy, R (6, 1)										0	0	0	0	0	0	0
Bernie Allen, L (7, PH) OBP: 0.193, SLG: 0.204										1	0	0	0	0	1	0
Dick Lines, R (8, 1)										0	0	0	0	0	0	0
Cap Peterson, R (9, PH) OBP: 0.339, SLG: 0.302										0	0	0	0	1	0	0
Inning Stats	R: 0 E: 0 K: 0 S: 3 H: 0 LOB: 1 BB: 1 P: 7	R: 0 E: 0 K: 1 S: 6 H: 1 LOB: 1 BB: 0 P: 6	R: 0 E: 0 K: 2 S: 7 H: 0 LOB: 1 BB: 1 P: 11	R: 0 E: 0 K: 1 S: 7 H: 3 LOB: 2 BB: 0 P: 7	R: 0 E: 0 K: 2 S: 7 H: 0 LOB: 1 BB: 1 P: 11	R: 0 E: 0 K: 1 S: 5 H: 0 LOB: 0 BB: 0 P: 5	R: 0 E: 0 K: 1 S: 5 H: 0 LOB: 0 BB: 0 P: 5	R: 0 E: 0 K: 1 S: 5 H: 0 LOB: 1 BB: 1 P: 9	R: 1 E: 0 K: 0 S: 6 H: 3 LOB: 3 BB: 1 P: 10	1B: 6 2B: 0 3B: 0 HR: 1	SF: 0 SAC: 1 DP: 0 HBP: 0					

PITCHER		IP	WLS	BF	H	R	ER	SO	BB	IBB	HBP	BLK	WP	HR	S	P	ERA	WHIP
Luis Tiant, R ERA: 5.87	(1, 1)	8.0	W	33	6	1	1	9	4	0	0	1	0	1	47	63	1.12	1.250
Orlando Pena, R ERA: 4.5	(9, 1)	1.0	S	5	1	0	0	0	1	0	0	0	0	0	4	8	0.00	2.000

PITCHER	IP	WLS	BF	H	R	ER	SO	BB	IBB	HBP	BLK	WP	HR	S	P	ERA	WHIP

BOTTOM

Cleveland Indians @ Washington Senators

D.C. Stadium, Washington, DC

Sat May 13 1967, 3:33 AM EDT

Att. 3,225 - Unknown

livebaseballscorecards.com

AB	32
R	1
H	7
RBI	1
BB	5
SO	9
LOB	15

Batter	1	2	3	4	5	6	7	8	9	AB	R	H	RBI	BB	SO	LOB
Lee Maye, L (1, 8) OBP: 0.364, SLG: 0.650	x 0-0 WP 1B		x 0-0 ① F8		x 0-0 1B 3B					3	1	2	0	0	0	0
Max Alvis, R (1, 5) OBP: 0.284, SLG: 0.383	S S S 0-3 ① K		x 0-0 ② F7		x 0-0 3-H 1B					3	0	1	1	0	1	1
Chuck Hinton, R (1, 9) OBP: 0.330, SLG: 0.371	B B B B 4-0 1-2 BB		x 0-0 ③ 5-3		S S S 0-3 ③ K					2	0	0	0	1	1	1
Leon Wagner, L (1, 7) OBP: 0.276, SLG: 0.340	S S S 0-3 ② K			x 0-0 ① 4-3						2	0	0	0	0	1	2
Fred Whitfield, L (1, 3) OBP: 0.346, SLG: 0.420	x 0-0 ③ F5			B B B B 4-0 BB						1	0	0	0	1	0	2
Joe Azcue, R (1, 2) OBP: 0.400, SLG: 0.542		x 0-0 HR		x 0-0 ② F7						2	1	1	1	0	0	1
Pedro Gonzalez, R (1, 4) OBP: 0.348, SLG: 0.333		x 0-0 ① 5-3		x 0-0 ③ F9						2	0	0	0	0	0	1
Larry Brown, R (1, 6) OBP: 0.337, SLG: 0.360		x 0-0 ② F5			x 0-0 ① L5					2	0	0	0	0	0	0
Sonny Siebert, R (1, 1) OBP: 0.250, SLG: 0.583		S S S 0-3 ③ K			x 0-0 ② 1-3					2	0	0	0	0	1	0
Inning Stats	R: 0 H: 1 E: 0 LOB: 2 K: 2 BB: 1 S: 8 P: 12	R: 1 H: 1 E: 0 LOB: 0 K: 1 BB: 0 S: 6 P: 6	R: 0 H: 0 E: 0 LOB: 0 K: 0 BB: 0 S: 3 P: 3	R: 0 H: 0 E: 0 LOB: 1 K: 0 BB: 1 S: 3 P: 7	R: 1 H: 2 E: 0 LOB: 1 K: 1 BB: 0 S: 7 P: 7					1B: 2 SF: 0 2B: 0 SAC: 0 3B: 1 DP: 0 HR: 1 HBP: 0						

PITCHER	IP	WLS	BF	H	R	ER	SO	BB	IBB	HBP	BLK	WP	HR	S	P	ERA	WHIP
Phil Ortega, R (1, 1) ERA: 4.06	5.0	L	21	4	2	2	4	2	0	0	0	1	1	27	35	3.60	1.200

PITCHER	IP	WLS	BF	H	R	ER	SO	BB	IBB	HBP	BLK	WP	HR	S	P	ERA	WHIP

TOP

Cleveland Indians @ Washington Senators

D.C. Stadium, Washington, DC

Sun May 14 1967, 3:33 AM EDT

Att. 8,063 - Unknown

livebaseballscorecards.com

AB	19
R	2
H	4
RBI	2
BB	2
SO	4
LOB	8

WP: 1 PA: 21
PB: 0
SB: 0
CS: 0

Batter	1	2	3	4	5	6	7	8	9	AB	R	H	RBI	BB	SO	LOB
Tim Cullen, R (1, 5) (5, 4) OBP: 0.444, SLG: 0.391	F3			F8						2	0	0	0	0	0	0
Bernie Allen, L (1, 4) OBP: 0.186, SLG: 0.196	K			K						2	0	0	0	0	2	0
Ken McMullen, R (5, 5) OBP: 0.235, SLG: 0.358										0	0	0	0	0	0	0
Jim King, L (1, 9) OBP: 0.310, SLG: 0.344	F8			K						2	0	0	0	0	1	0
Frank Howard, R (1, 7) OBP: 0.373, SLG: 0.500		F7			HR					2	1	1	1	0	0	0
Dick Nen, L (1, 3) OBP: 0.268, SLG: 0.342		K			SH3-4 1B					2	0	1	0	0	1	0
Fred Valentine, S (1, 8) OBP: 0.360, SLG: 0.288		3-1			SH3-4 1-2					1	0	0	0	0	0	0
Paul Casanova, R (1, 2) OBP: 0.376, SLG: 0.436			F7		K					2	0	0	0	0	1	1
Ed Brinkman, R (1, 6) OBP: 0.219, SLG: 0.232			6-3		F7					1	0	0	0	0	0	0
Cap Peterson, R (5, PH) OBP: 0.333, SLG: 0.296										1	0	0	0	0	0	1
Phil Ortega, R (1, 1)			1-3							1	0	0	0	0	0	0
Inning Stats	R: 0 E: 0 K: 1 S: 5 H: 0 LOB: 0 BB: 0 P: 5	R: 0 E: 0 K: 1 S: 5 H: 0 LOB: 0 BB: 0 P: 5	R: 0 E: 0 K: 0 S: 3 H: 0 LOB: 0 BB: 0 P: 3	R: 0 E: 0 K: 2 S: 7 H: 0 LOB: 0 BB: 0 P: 7	R: 1 E: 0 K: 1 S: 7 H: 2 LOB: 1 BB: 0 P: 7					1B: 1 2B: 0 3B: 0 HR: 1	SF: 0 SAC: 1 DP: 0 HBP: 0					

BOTTOM

Cleveland Indians @ Washington Senators

D.C. Stadium, Washington, DC

Sun May 14 1967, 3:33 AM EDT

Att. 8,063 - Unknown

livebaseballscorecards.com

AB	16
R	1
H	2
RBI	1
BB	0
SO	5
LOB	2

WP: 0 PA: 17
PB: 0
SB: 0
CS: 0

PITCHER	IP	WLS	BF	H	R	ER	SO	BB	IBB	HBP	BLK	WP	HR	S	P	ERA	WHIP
Sonny Siebert, R (1, 1) ERA: 1.93	5.0	W	17	2	1	1	5	0	0	0	0	0	1	27	27	1.80	0.400

PITCHER	IP	WLS	BF	H	R	ER	SO	BB	IBB	HBP	BLK	WP	HR	S	P	ERA	WHIP

Detroit Tigers @ Washington Senators

D.C. Stadium, Washington, DC

Tue May 16 1967, 7:05 PM EDT

Att. 6,152 - Unknown

TOP

livebaseballscorecards.com

Batter	1	2	3	4	5	6	7	8	9	AB	R	H	RBI	BB	SO	LOB
Dick McAuliffe, L (1, 4) OBP: 0.402, SLG: 0.478	0-0 1B HR 1B		0-0 F7		0-0 F6			4-0 BBB FC6-4 BB		3	1	1	0	1	0	0
Don Wert, R (1, 5) OBP: 0.272, SLG: 0.243	0-0 1-3 HR 1B		0-0 F8		0-0 G3			0-0 FC6-4 1-2f		4	1	1	0	0	0	1
Al Kaline, R (1, 9) OBP: 0.459, SLG: 0.650	0-0 1-H 3-H HR		0-0 FC4 1B			0-0 L5		0-0 L9		4	1	2	3	0	0	1
Willie Horton, R (1, 7) OBP: 0.381, SLG: 0.595	0-0 F5		0-0 FC4 1-2f			0-3 K		0-0 F9		4	0	0	0	0	1	2
Jim Northrup, L (1, 8) OBP: 0.350, SLG: 0.426	0-3 K			0-0 WP 2B		0-0 6-3			0-0 5-3	4	0	1	0	0	1	0
Norm Cash, L (1, 3) OBP: 0.436, SLG: 0.429	0-3 K			0-0 F6			0-0 1B SF9 1B		0-0 BB 1B	4	1	2	0	0	1	1
Bill Freehan, R (1, 2) OBP: 0.450, SLG: 0.588		0-0 F8		0-3 K			0-0 1-3 G4-6-3 1B		4-0 1-2 BB	3	0	1	0	1	1	1
Ray Oyler, R (1, 6) OBP: 0.337, SLG: 0.282 Gates Brown, L (7, PH) OBP: 0.284, SLG: 0.356 Dick Tracewski, R (7, 6) OBP: 0.267, SLG: 0.400		0-0 5-3		0-0 6-3 2-3			0-0 SF9 3-H		0-3 K	2	0	0	0	0	0	1
										0	0	0	1	0	0	0
										1	0	0	0	0	1	2
Earl Wilson, R (1, 1) OBP: 0.304, SLG: 0.429 Dave Wickersham, R (3, 1) Jerry Lumpe, L (7, PH) OBP: 0.267, SLG: 0.154 George Korince, R (7, 1) Jake Wood, R (9, PH) OBP: 0.111, SLG: 0.118		0-0 1-3			0-0 1-3		0-0 G4-6-3 1-2f		0-3 K	1	0	0	0	0	0	0
										1	0	0	0	0	0	0
										1	0	0	0	0	0	1
										0	0	0	0	0	0	0
										1	0	0	0	0	1	2
Inning Stats	R: 3 E: 0 K: 2 S: 10 H: 3 LOB: 0 BB: 0 P: 10	R: 0 E: 0 K: 0 S: 3 H: 0 LOB: 0 BB: 0 P: 3	R: 0 E: 0 K: 0 S: 4 H: 1 LOB: 1 BB: 0 P: 4	R: 0 E: 0 K: 1 S: 6 H: 1 LOB: 1 BB: 0 P: 6	R: 0 E: 0 K: 0 S: 3 H: 0 LOB: 0 BB: 0 P: 3	R: 0 E: 0 K: 1 S: 5 H: 0 LOB: 0 BB: 0 P: 5	R: 1 E: 0 K: 0 S: 4 H: 2 LOB: 0 BB: 0 P: 4	R: 0 E: 0 K: 0 S: 3 H: 0 LOB: 1 BB: 1 P: 7	R: 0 E: 0 K: 2 S: 8 H: 1 LOB: 2 BB: 1 P: 12	1B: 6 2B: 1 3B: 0 HR: 1	SF: 1 SAC: 0 DP: 1 HBP: 0						

	AB	33
	R	4
	H	8
	RBI	4
	BB	2
	SO	6
	LOB	12

WP: 1 PB: 0 SB: 0 CS: 0 PA: 36

PITCHER		IP	WLS	BF	H	R	ER	SO	BB	IBB	HBP	BLK	WP	HR	S	P	ERA	WHIP
Camilo Pascual, R ERA: 3.32	(1, 1)	6.1	W	26	7	4	4	4	0	0	0	0	1	1	34	34	5.68	1.105
Darold Knowles, L ERA: 0.44	(7, 1)	2.0		7	1	0	0	0	1	0	0	0	0	0	6	10	0.00	1.000
Dave Baldwin, R ERA: 1.04	(9, 1)	0.2	S	3	0	0	0	2	1	0	0	0	0	0	6	10	0.00	1.500

PITCHER		IP	WLS	BF	H	R	ER	SO	BB	IBB	HBP	BLK	WP	HR	S	P	ERA	WHIP

Batter	1	2	3	4	5	6	7	8	9	AB	R	H	RBI	BB	SO	LOB
Tim Cullen, R (1, 5) OBP: 0.419, SLG: 0.370	FC4-6 1B	4-3		6-3			F8			4	0	1	0	0	0	0
Jim King, L (1, 9) OBP: 0.320, SLG: 0.358	FC4-6 2B 1-2f		2B	L9			BB 1B			3	2	1	0	1	0	1
Frank Howard, R (1, 7) OBP: 0.387, SLG: 0.516	2B BB		1B SF8 2B 2-H		6-3		1-2 1B			3	2	2	1	1	0	0
Hank Allen, R (7, PR) OBP: 0.222, SLG: 0.320 (8, 7)										0	0	0	0	0	0	0
Fred Valentine, S (1, 8) OBP: 0.365, SLG: 0.301	1B 2B 1-H 2-H		SF8 1B BB		L5		K			3	1	1	2	1	1	2
Dick Nen, L (1, 3) OBP: 0.289, SLG: 0.357	1B 2-H		FC6-4 1B 1-2 2-3		L9		1-3			4	0	2	1	0	0	2
Paul Casanova, R (1, 2) OBP: 0.360, SLG: 0.415	F2	F3				3-1		F8		4	0	0	0	0	0	4
Bernie Allen, L (1, 4) OBP: 0.190, SLG: 0.203	F5		SF8 2-3 3-H			6-3 1B		F7		3	0	1	1	0	0	1
Ed Brinkman, R (1, 6) OBP: 0.211, SLG: 0.223		L9	FC6-4 1-2f			6-3 1-2		K		4	0	0	0	0	1	3
Camilo Pascual, R (1, 1) OBP: 0.167, SLG: 0.167		F7		4-3		K				3	0	0	0	0	1	1
Darold Knowles, L (7, 1)										0	0	0	0	0	0	0
Dave Baldwin, R (9, 1)										0	0	0	0	0	0	0
Inning Stats	R: 3 E: 1 K: 0 S: 6 H: 3 LOB: 1 BB: 1 P: 10	R: 0 E: 0 K: 0 S: 3 H: 0 LOB: 0 BB: 0 P: 3	R: 2 E: 0 K: 0 S: 6 H: 3 LOB: 2 BB: 1 P: 10	R: 0 E: 0 K: 0 S: 3 H: 0 LOB: 0 BB: 0 P: 3	R: 0 E: 0 K: 0 S: 3 H: 0 LOB: 0 BB: 0 P: 3	R: 0 E: 0 K: 1 S: 6 H: 1 LOB: 1 BB: 0 P: 6	R: 0 E: 0 K: 1 S: 6 H: 1 LOB: 2 BB: 1 P: 10	R: 0 E: 0 K: 1 S: 5 H: 0 LOB: 0 BB: 0 P: 5		1B: 5 2B: 3 3B: 0 HR: 0	SF: 1 SAC: 0 DP: 0 HBP: 0					

PITCHER		IP	WLS	BF	H	R	ER	SO	BB	IBB	HBP	BLK	WP	HR	S	P	ERA	WHIP
Earl Wilson, R ERA: 3.26	(1, 1)	2.0	L	12	5	5	5	0	1	0	0	0	0	0	11	15	22.50	3.000
Dave Wickersham, R ERA: 2.31	(3, 1)	4.0		15	2	0	0	1	1	0	0	0	0	0	16	20	0.00	0.750
George Korince, R ERA: 5.0	(7, 1)	2.0		8	1	0	0	2	1	0	0	0	0	0	11	15	0.00	1.000

PITCHER	IP	WLS	BF	H	R	ER	SO	BB	IBB	HBP	BLK	WP	HR	S	P	ERA	WHIP

BOTTOM

Detroit Tigers @ Washington Senators

D.C. Stadium, Washington, DC

Tue May 16 1967, 7:05 PM EDT

Att. 6,152 - Unknown

livebaseballscorecards.com

AB	31
R	5
H	8
RBI	5
BB	3
SO	3
LOB	14

WP: 0 PB: 0 SB: 0 CS: 0 PA: 35

Batter	1	2	3	4	5	6	7	8	9	AB	R	H	RBI	BB	SO	LOB
Don Wert, R (1, 5) OBP: 0.277, SLG: 0.237	F2		G3		F8		1B BB		4-3 BB	3	0	0	0	2	0	0
Dick McAuliffe, L (1, 4) OBP: 0.410, SLG: 0.467	WP HR BB		BB PB HR BB		CS BB		L4		4-3 1-2	2	2	0	0	3	0	2
Al Kaline, R (1, 9) OBP: 0.456, SLG: 0.638	K 1-2		BB HR 1-2 IBB		K 1-2		1B 1-2		6-3	2	1	0	0	1	2	2
Mickey Stanley, R (6, 8) OBP: 0.320, SLG: 0.190										2	0	1	0	0	0	1
Willie Horton, R (1, 7) OBP: 0.404, SLG: 0.732	HR 2-H		BB 1-2 2-3 HR			HR	F4		L4	4	3	2	3	1	0	3
Jim Northrup, L (1, 8) (6, 9) OBP: 0.355, SLG: 0.450	3-1		HR 1-H 2-H 3-H			BB FC3-6 HBP SF7	K			3	2	1	4	1	1	2
Bill Freehan, R (1, 2) OBP: 0.443, SLG: 0.568		6-3	F4			FC3-6 HBP 1-2		F9		3	0	0	0	0	0	0
Norm Cash, L (1, 3) OBP: 0.439, SLG: 0.432		G6-4-3 1B		F5		FC3-6 1-2f 2-3		1B		4	0	2	0	0	0	2
Ray Oyler, R (1, 6) OBP: 0.322, SLG: 0.270		G6-4-3 1-2f		F8		SF7 3-H		F8		3	0	0	1	0	0	2
Joe Sparma, R (1, 1)			L4	K		F9		5-3		4	0	0	0	0	1	2
Inning Stats	R: 2 E: 0 K: 1 S: 6 / H: 1 LOB: 0 BB: 1 P: 10	R: 0 E: 0 K: 0 S: 3 / H: 1 LOB: 0 BB: 0 P: 3	R: 4 E: 0 K: 0 S: 4 / H: 1 LOB: 0 BB: 3 P: 16	R: 0 E: 0 K: 1 S: 5 / H: 0 LOB: 0 BB: 0 P: 5	R: 0 E: 0 K: 1 S: 4 / H: 0 LOB: 1 BB: 1 P: 8	R: 2 E: 0 K: 0 S: 4 / H: 1 LOB: 1 BB: 1 P: 9	R: 0 E: 0 K: 1 S: 6 / H: 1 LOB: 2 BB: 1 P: 10	R: 0 E: 0 K: 0 S: 4 / H: 1 LOB: 1 BB: 0 P: 4	R: 0 E: 0 K: 0 S: 3 / H: 0 LOB: 1 BB: 1 P: 7	1B: 3 2B: 1 3B: 0 HR: 3 / SF: 1 SAC: 0 DP: 2 HBP: 1						

TOP

Detroit Tigers @ Washington Senators

D.C. Stadium, Washington, DC

Wed May 17 1967, 7:05 PM EDT

Att. 4,072 - Unknown

livebaseballscorecards.com

AB	30
R	8
H	6
RBI	8
BB	8
SO	4
LOB	16

PITCHER		IP	WLS	BF	H	R	ER	SO	BB	IBB	HBP	BLK	WP	HR	S	P	ERA	WHIP
Barry Moore, L ERA: 3.38	(1, 1)	3.0	L	15	3	6	6	1	3	1	0	0	1	2	13	29	18.00	2.000
Bob Priddy, R ERA: 3.46	(4, 1)	2.0		6	0	0	0	2	1	0	0	0	0	0	9	13	0.00	0.500
Joe Coleman, R ERA: 5.4	(6, 1)	2.0		11	2	2	2	1	2	0	1	0	0	1	10	19	9.00	2.000
Dick Lines, L ERA: 2.63	(8, 1)	2.0		8	1	0	0	0	1	0	0	0	0	0	7	11	0.00	1.000

PITCHER	IP	WLS	BF	H	R	ER	SO	BB	IBB	HBP	BLK	WP	HR	S	P	ERA	WHIP

WP: 1 PB: 1 SB: 0 CS: 1 PA: 40

Batter	1	2	3	4	5	6	7	8	9	AB	R	H	RBI	BB	SO	LOB
Tim Cullen, R (1, 5) OBP: 0.400, SLG: 0.355	F8		BB, 1B		6-3			5-3		4	0	1	0	0	0	0
Jim King, L (1, 9) OBP: 0.316, SLG: 0.343	3-1		BBBB, 1-2, BB		L9			4-3		3	0	0	0	1	0	0
Frank Howard, R (1, 7) OBP: 0.373, SLG: 0.495	K		K			K		5-3		4	0	0	0	0	3	2
Fred Valentine, S (1, 8) OBP: 0.370, SLG: 0.345		1B		HR		K			K	4	1	2	1	0	2	0
Dick Nen, L (1, 3) OBP: 0.286, SLG: 0.333		L9		BLK, 4-3, BB		K			F9	3	0	0	0	1	1	1
Paul Casanova, R (1, 2) OBP: 0.344, SLG: 0.395		F6		4-3, 1-2			F3		6-3	4	0	0	0	0	0	2
Bernie Allen, L (1, 4) OBP: 0.182, SLG: 0.194		L9		K			F4			3	0	0	0	0	1	2
Ed Brinkman, R (1, 6) OBP: 0.214, SLG: 0.219			5-3	6-3, 2-3			BB			2	0	0	0	1	0	1
Barry Moore, L (1, 1) Bob Saverine, S (3, PH) OBP: 0.224, SLG: 0.208 Bob Priddy, R (4, 1) Hank Allen, R (5, PH) OBP: 0.214, SLG: 0.308 Joe Coleman, R (6, 1) OBP: 0.182, SLG: 0.200 Cap Peterson, R (7, PH) OBP: 0.328, SLG: 0.291 Dick Lines, R (8, 1)			K		K		K			0 1 0 1 0 1 0	0 0 0 0 0 0 0	0 0 0 0 0 1 0	0 0 0 0 0 1 0	0 1 0 0 0 0 0	0 0 0 1 0 0 0	0 0 0 0 0 1 0
Inning Stats	R: 0 E: 0 K: 1 S: 5 H: 0 LOB: 0 BB: 0 P: 5	R: 0 E: 0 K: 0 S: 4 H: 1 LOB: 1 BB: 0 P: 4	R: 0 E: 0 K: 2 S: 8 H: 1 LOB: 2 BB: 1 P: 12	R: 1 E: 0 K: 1 S: 6 H: 1 LOB: 1 BB: 1 P: 10	R: 0 E: 0 K: 1 S: 5 H: 0 LOB: 0 BB: 0 P: 5	R: 0 E: 0 K: 3 S: 9 H: 0 LOB: 0 BB: 0 P: 9	R: 0 E: 0 K: 1 S: 5 H: 0 LOB: 1 BB: 1 P: 9	R: 0 E: 0 K: 0 S: 3 H: 0 LOB: 0 BB: 0 P: 3	R: 0 E: 0 K: 1 S: 5 H: 0 LOB: 0 BB: 0 P: 5	1B: 2 2B: 0 3B: 0 HR: 1	SF: 0 SAC: 0 DP: 0 HBP: 0			WP: 0 PB: 0 SB: 0 CS: 0	PA: 33	

PITCHER	IP	WLS	BF	H	R	ER	SO	BB	IBB	HBP	BLK	WP	HR	S	P	ERA	WHIP
Joe Sparma, R (1, 1) ERA: 2.55	9.0	W	33	3	1	1	10	3	0	0	1	0	1	50	62	1.00	0.667

PITCHER	IP	WLS	BF	H	R	ER	SO	BB	IBB	HBP	BLK	WP	HR	S	P	ERA	WHIP

BOTTOM

Detroit Tigers @ Washington Senators

D.C. Stadium, Washington, DC

Wed May 17 1967, 7:05 PM EDT

Att. 4,072 - Unknown

livebaseballscorecards.com

AB	30
R	1
H	3
RBI	1
BB	3
SO	10
LOB	9

Batter	1	2	3	4	5	6	7	8	9	AB	R	H	RBI	BB	SO	LOB
Luis Aparicio, R (1, 6) OBP: 0.270, SLG: 0.318	F5		F9			1B		F9		4	0	1	0	0	0	1
Curt Blefary, L (1, 7) OBP: 0.358, SLG: 0.436	K			3-1		F4			4-3	4	0	0	0	0	1	1
Paul Blair, R (1, 8) OBP: 0.280, SLG: 0.377	F9			5-3			5-3		F7	4	0	0	0	0	0	0
Frank Robinson, R (1, 9) OBP: 0.425, SLG: 0.654		F3		5-3			K		F4	4	0	0	0	0	1	0
Brooks Robinson, R (1, 5) OBP: 0.344, SLG: 0.400		1B			F4		1B			3	0	2	0	0	0	0
Boog Powell, L (1, 3) OBP: 0.362, SLG: 0.426		K			4-3		K			3	0	0	0	0	2	2
Davey Johnson, R (1, 4) OBP: 0.300, SLG: 0.319		F4			F8			6-3		3	0	0	0	0	0	1
Andy Etchebarren, R (1, 2) OBP: 0.300, SLG: 0.361			K			6-3		F5		3	0	0	0	0	1	0
Frank Bertaina, L (1, 1) OBP: 0.143, SLG: 0.143			4-3			2-3		BB		2	0	0	0	0	0	0
Eddie Watt, R (7, 1)										0	0	0	0	0	0	0
Sam Bowens, R (8, PH) OBP: 0.300, SLG: 0.556										0	0	0	1	0	0	0
Stu Miller, R (8, 1)										0	0	0	0	0	0	0
Inning Stats	R: 0 E: 0 K: 1 S: 5 H: 0 LOB: 0 BB: 0 P: 5	R: 0 E: 0 K: 1 S: 6 H: 1 LOB: 1 BB: 0 P: 6	R: 0 E: 0 K: 1 S: 5 H: 0 LOB: 0 BB: 0 P: 5	R: 0 E: 0 K: 0 S: 3 H: 0 LOB: 0 BB: 0 P: 3	R: 0 E: 0 K: 0 S: 3 H: 0 LOB: 0 BB: 0 P: 3	R: 0 E: 0 K: 0 S: 4 H: 1 LOB: 1 BB: 0 P: 4	R: 0 E: 0 K: 2 S: 8 H: 1 LOB: 1 BB: 0 P: 8	R: 0 E: 0 K: 0 S: 3 H: 0 LOB: 1 BB: 1 P: 7	R: 0 E: 0 K: 0 S: 3 H: 0 LOB: 0 BB: 0 P: 3	1B: 3 2B: 0 3B: 0 HR: 0	SF: 0 SAC: 0 DP: 0 HBP: 0						

TOP

Baltimore Orioles @ Washington Senators

D.C. Stadium, Washington, DC

Thu May 18 1967, 7:05 PM EDT

Att. 7,291 - Unknown

livebaseballscorecards.com

AB	30
R	0
H	3
RBI	0
BB	1
SO	5
LOB	5

WP: 0 PB: 0 SB: 0 CS: 0 PA: 31

PITCHER	IP	WLS	BF	H	R	ER	SO	BB	IBB	HBP	BLK	WP	HR	S	P	ERA	WHIP
Pete Richert, L (1, 1) ERA: 5.18	9.0	W	31	3	0	0	5	1	0	0	0	0	0	40	44	0.00	0.444

PITCHER	IP	WLS	BF	H	R	ER	SO	BB	IBB	HBP	BLK	WP	HR	S	P	ERA	WHIP

Batter	1	2	3	4	5	6	7	8	9	AB	R	H	RBI	BB	SO	LOB
Tim Cullen, R (1, 4) OBP: 0.385, SLG: 0.324	S S S 0-3 K ①		B B B B 4-0 BB		x 0-0 5-3 ③		x 0-0 5-3 ③			3	0	0	0	1	1	2
Hank Allen, R (1, 8) (9, 7) OBP: 0.250, SLG: 0.367	x 0-0 1B		x 0-0 F8 ③			x 0-0 F9 ①		x 0-0 2B		4	0	2	0	0	0	1
Frank Howard, R (1, 7) OBP: 0.368, SLG: 0.480 Fred Valentine, S (9, 8) OBP: 0.370, SLG: 0.345	x 0-0 F8 ②			B B B B 4-0 1B SF8 BB		S S S 0-3 K ②		x 0-0 6-3 ①		3 0	1 0	0 0	0 0	1 0	1 0	2 0
Cap Peterson, R (1, 9) OBP: 0.323, SLG: 0.288 Jim King, L (9, 9) OBP: 0.316, SLG: 0.343	x 0-0 4-3 ③			x 0-0 1B 1-3 1B		S S S 0-3 K ③		x 0-0 F6 ②		4 0	0 0	1 0	0 0	0 0	1 0	2 0
Ken Harrelson, R (1, 3) OBP: 0.357, SLG: 0.429		x 0-0 E6 G5-4-3		x 0-0 SF8 ① 3-H			B B B B 4-0 WP 1B BB	x 0-0 F8 ③		2	0	0	1	1	0	1
Ken McMullen, R (1, 5) OBP: 0.248, SLG: 0.361		x 0-0 F8 ①		x 0-0 CS 1-3 1B			B B B B 4-0 1B E 1-2 BB			2	1	1	0	1	0	1
Doug Camilli, R (1, 2) OBP: 0.118, SLG: 0.294		x 0-0 G5-4-3 ② ③ 1-2f		S S S 0-3 K ② ③ 1-2			x 0-0 F3 ①			3	0	0	0	0	1	5
Ed Brinkman, R (1, 6) OBP: 0.217, SLG: 0.222			x 0-0 F8 ①		x 0-0 F8 ①		x 0-0 E 1-3 2-H 1B ②			3	0	1	0	0	0	0
Pete Richert, L (1, 1) OBP: 0.077, SLG: 0.077			S S S 0-3 K ②		S S S 0-3 K ②		x 0-0 E5 2-3 3-H			3	0	0	0	0	2	1
Inning Stats	R: 0 H: 1 E: 0 LOB: 1 K: 1 BB: 0 S: 6 P: 6	R: 0 H: 0 E: 1 LOB: 0 K: 0 BB: 0 S: 3 P: 3	R: 0 H: 0 E: 0 LOB: 1 K: 1 BB: 1 S: 5 P: 9	R: 1 H: 2 E: 0 LOB: 2 K: 1 BB: 1 S: 6 P: 10	R: 0 H: 0 E: 0 LOB: 0 K: 1 BB: 0 S: 5 P: 5	R: 0 H: 0 E: 0 LOB: 0 K: 2 BB: 0 S: 7 P: 7	R: 1 H: 1 E: 1 LOB: 2 K: 0 BB: 2 S: 4 P: 12	R: 0 H: 1 E: 0 LOB: 1 K: 0 BB: 0 S: 4 P: 4		1B: 4 SF: 1 2B: 2 SAC: 0 3B: 0 DP: 2 HR: 0 HBP: 0						

PITCHER		IP	WLS	BF	H	R	ER	SO	BB	IBB	HBP	BLK	WP	HR	S	P	ERA	WHIP
Frank Bertaina, L ERA: 4.32	(1, 1)	6.0	L	24	3	2	1	6	4	0	0	0	1	0	32	48	1.50	1.167
Eddie Watt, R ERA: 0.53	(7, 1)	1.0		4	1	0	0	0	0	0	0	0	0	0	4	4	0.00	1.000
Stu Miller, R ERA: 3.45	(8, 1)	1.0		4	1	0	0	0	0	0	0	0	0	0	4	4	0.00	1.000

PITCHER	IP	WLS	BF	H	R	ER	SO	BB	IBB	HBP	BLK	WP	HR	S	P	ERA	WHIP

BOTTOM

Baltimore Orioles @ Washington Senators

D.C. Stadium, Washington, DC

Thu May 18 1967, 7:05 PM EDT

Att. 7,291 - Unknown

livebaseballscorecards.com

AB	27
R	2
H	5
RBI	1
BB	4
SO	6
LOB	15

WP: 1 PA: 32
PB: 0
SB: 0
CS: 1

Batter	1	2	3	4	5	6	7	8	9	AB	R	H	RBI	BB	SO	LOB
Luis Aparicio, R (1, 6) OBP: 0.275, SLG: 0.339	L4			2B	F8		6-3 2B	G6-4-3 1-2f		5	1	2	0	0	0	1
Russ Snyder, L (1, 8) OBP: 0.396, SLG: 0.585	K			S 1B 2-H 2B		HR 1B	K		HR	5	3	3	2	0	2	1
Brooks Robinson, R (1, 5) OBP: 0.354, SLG: 0.425	1-3			S 1B BB		1-H HR	6-3 2-3		F8 1B 4-3 BB	3	3	1	2	2	0	1
Frank Robinson, R (1, 9) OBP: 0.424, SLG: 0.670		6-3		F7		HR	F2		4-3 PB 1-2 1B	5	1	2	1	0	0	3
Boog Powell, L (1, 3) OBP: 0.364, SLG: 0.412		K		K 1-2 2-3		FC1-6 BB		WP BB 1B BB	F8 2-3	3	1	0	0	2	2	4
Curt Blefary, L (1, 7) OBP: 0.359, SLG: 0.429		F9		2-H 3-H 1B		FC1-6 1B 1-2f		1B WP 1-2 1B BB	4-3 1-3 3-H	4	1	1	3	1	0	2
Davey Johnson, R (1, 4) OBP: 0.306, SLG: 0.325			5-3	F8		1-2 1B		1-3 2-H 1B 1B	5-3	5	1	2	1	0	0	2
Larry Haney, R (1, 2) OBP: 0.345, SLG: 0.464			K	6-3	F8			G6-4-3 2-H 3-H 1B		4	0	1	2	0	1	2
Steve Barber, L (1, 1)			K	K	K			K		3	0	0	0	0	3	2
Eddie Fisher, R (6, 1)										0	0	0	0	0	0	0
Wally Bunker, R (6, 1)										1	0	0	0	0	1	1
Inning Stats	R: 0 E: 0 K: 1 S: 5 H: 0 LOB: 0 BB: 0 P: 5	R: 0 E: 0 K: 1 S: 5 H: 0 LOB: 0 BB: 0 P: 5	R: 0 E: 0 K: 2 S: 7 H: 0 LOB: 0 BB: 0 P: 7	R: 3 E: 0 K: 1 S: 8 H: 3 LOB: 1 BB: 1 P: 12	R: 0 E: 0 K: 1 S: 5 H: 0 LOB: 0 BB: 0 P: 5	R: 3 E: 0 K: 1 S: 9 H: 4 LOB: 2 BB: 1 P: 13	R: 0 E: 0 K: 1 S: 6 H: 1 LOB: 1 BB: 0 P: 6	R: 3 E: 0 K: 1 S: 6 H: 2 LOB: 0 BB: 2 P: 14	R: 2 E: 0 K: 0 S: 5 H: 2 LOB: 1 BB: 1 P: 9	1B: 6 2B: 3 3B: 0 HR: 3 SF: 0 SAC: 0 DP: 1 HBP: 0						

TOP

Baltimore Orioles @ Washington Senators

D.C. Stadium, Washington, DC

Fri May 19 1967, 7:05 PM EDT

Att. 12,072 - Unknown

livebaseballscorecards.com

AB	38
R	11
H	12
RBI	11
BB	5
SO	9
LOB	19

WP: 1 PB: 1 SB: 2 CS: 0 PA: 43

PITCHER		IP	WLS	BF	H	R	ER	SO	BB	IBB	HBP	BLK	WP	HR	S	P	ERA	WHIP
Phil Ortega, R ERA: 4.37	(1, 1)	4.0	L	16	3	3	3	5	1	0	0	0	0	0	25	29	6.75	1.000
Dick Lines, L ERA: 4.2	(5, 1)	1.1		9	4	3	3	1	1	0	0	0	0	2	10	14	20.25	3.750
Bob Priddy, R ERA: 3.29	(6, 1)	0.2		2	0	0	0	1	0	0	0	0	0	0	4	4	0.00	0.000
Bob Humphreys, R ERA: 5.03	(7, 1)	1.0		6	1	2	2	1	2	0	0	0	0	0	6	14	18.00	3.000
Dave Baldwin, R ERA: 1.86	(8, 1)	1.0		4	2	1	1	1	0	0	0	0	1	0	6	6	9.00	2.000

PITCHER		IP	WLS	BF	H	R	ER	SO	BB	IBB	HBP	BLK	WP	HR	S	P	ERA	WHIP
Jim Hannan, R ERA: 4.79	(9, 1)	1.0		6	2	2	2	0	1	0	0	0	0	1	5	9	18.00	3.000

Baltimore Orioles @ Washington Senators

D.C. Stadium, Washington, DC

Fri May 19 1967, 7:05 PM EDT

Att. 12,072 - Unknown

livebaseballscorecards.com

BOTTOM

Batter	1	2	3	4	5	6	7	8	9	AB	R	H	RBI	BB	SO	LOB
Tim Cullen, R (1, 4) OBP: 0.381, SLG: 0.306	BBBB 4-0 G6-3 BB	x 0-0 3-1		x 0-0 6-3		x 0-0 FC5-4 1B 1-2 2-H 3-H 1B		SSS 0-3 K		2	0	0	0	1	0	4
Jim King, L (6, PH) OBP: 0.321, SLG: 0.347 (7, 9)										2	0	1	2	0	1	0
Hank Allen, R (1, 8) OBP: 0.250, SLG: 0.353	x 0-0 G6-3 1-2f		x 0-0 F8		x 0-0 F8	x 0-0 FC5-4 1-2 2-H 1B		x 0-0 F7		4	0	1	1	0	0	1
Bernie Allen, L (7, 4) OBP: 0.179, SLG: 0.190										1	0	0	0	0	0	0
Frank Howard, R (1, 7) OBP: 0.370, SLG: 0.465	BBBB 4-0 BB BB		x 0-0 5-3		SSS 0-3 K	x 0-0 FC5-4 BB 1-2f 2-3		BBBB 4-0 BB BB		3	0	0	0	2	1	2
Cap Peterson, R (1, 9) OBP: 0.348, SLG: 0.295	BBBB 4-0 1-2 BB		x 0-0 1B		x 0-0 F4	BBBB 4-0 FC6-4 1-2 BB		x 0-0 F2		2	0	1	0	2	0	0
Bob Humphreys, R (7, 1) OBP: 1.000, SLG: 1.000										0	0	0	0	0	0	0
Dave Baldwin, R (8, 1)										0	0	0	0	0	0	0
Dick Nen, L (8, PH) OBP: 0.280, SLG: 0.326										1	0	0	0	0	0	1
Jim Hannan, R (9, 1)										0	0	0	0	0	0	0
Ken Harrelson, R (1, 3) OBP: 0.340, SLG: 0.400	x 0-0 F8		x 0-0 5-3			x 0-0 BB BB 1B 1-2 1B x 0-0 FC6-4 1-2f			x 0-0 1-3	5	1	1	0	0	0	6
Ken McMullen, R (1, 5) OBP: 0.245, SLG: 0.353		x 0-0 F9		x 0-0 F7		x 0-0 BB BB 1B 1-2 1B	x 0-0 5-3		x 0-0 6-3	5	1	1	0	0	0	0
Doug Camilli, R (1, 2) OBP: 0.227, SLG: 0.333		x 0-0 BB 1B		BBBB 4-0 FC5-4 BB		SSS 0-3 K	x 0-0 6-3		x 0-0 FC6-4 1B	4	0	2	0	1	1	2
Ed Brinkman, R (1, 6) OBP: 0.225, SLG: 0.216	BBBB 4-0 1-2 BB		x 0-0 FC5-4 E 1B 1-2f		BBBB 4-0 BB 1B 1-2 2-3 BB		SSS 0-3 K		x 0-0 FC6-4 1-2f	3	1	0	0	2	1	2
Phil Ortega, R (1, 1) Bob Saverine, S (4, PH) OBP: 0.240, SLG: 0.224 Dick Lines, R (5, 1) Bob Priddy, R (6, 1) Fred Valentine, S (6, PH) OBP: 0.382, SLG: 0.386 (7, 8)	SSS 0-3 K		x 0-0 E4 1-3		BBBB 4-0 1B 1B 1-2 2-3 3-H BB			x 0-0 HR		1 1 0 0 1	0 0 0 0 2	0 1 0 0 1	0 0 0 0 2	0 0 0 0 1	1 0 0 0 0	2 0 0 0 0
Inning Stats	R: 0 E: 0 K: 0 S: 2 H: 0 LOB: 2 BB: 3 P: 14	R: 0 E: 0 K: 1 S: 6 H: 1 LOB: 2 BB: 1 P: 10	R: 0 E: 0 K: 0 S: 4 H: 1 LOB: 1 BB: 0 P: 4	R: 0 E: 1 K: 0 S: 4 H: 1 LOB: 2 BB: 1 P: 8	R: 0 E: 0 K: 1 S: 5 H: 0 LOB: 0 BB: 0 P: 5	R: 4 E: 0 K: 1 S: 9 H: 4 LOB: 3 BB: 3 P: 21	R: 0 E: 0 K: 1 S: 5 H: 0 LOB: 0 BB: 0 P: 5	R: 1 E: 0 K: 1 S: 6 H: 1 LOB: 1 BB: 1 P: 10	R: 0 E: 0 K: 0 S: 4 H: 1 LOB: 1 BB: 0 P: 4	1B: 8 2B: 0 3B: 0 HR: 1	SF: 0 SAC: 0 DP: 1 HBP: 0						

	AB	35
	R	5
	H	9
	RBI	5
	BB	9
	SO	5
	LOB	20

WP: 0 PB: 0 SB: 0 CS: 0 PA: 44

PITCHER		IP	WLS	BF	H	R	ER	SO	BB	IBB	HBP	BLK	WP	HR	S	P	ERA	WHIP
Steve Barber, L ERA: 3.41	(1, 1)	5.1	W	27	5	4	4	3	7	0	0	0	0	0	26	54	6.75	2.250
Eddie Fisher, R ERA: 3.44	(6, 1)	0.1		4	2	0	0	0	1	0	0	0	0	0	3	7	0.00	9.000
Wally Bunker, R ERA: 4.03	(6, 1)	3.1	S	13	2	1	1	2	1	0	0	0	0	1	16	20	2.70	0.900

PITCHER	IP	WLS	BF	H	R	ER	SO	BB	IBB	HBP	BLK	WP	HR	S	P	ERA	WHIP

Baltimore Orioles @ Washington Senators

D.C. Stadium, Washington, DC

Sat May 20 1967, 3:33 AM EDT

Att. 7,001 - Unknown

TOP

livebaseballscorecards.com

Batter	1	2	3	4	5	6	7	8	9	AB	R	H	RBI	BB	SO	LOB
Luis Aparicio, R (1, 6) OBP: 0.272, SLG: 0.333	5-3		6-3			HR SH2-4 1B	F8		F1	5	1	1	0	0	0	2
Russ Snyder, L (1, 8) Paul Blair, R (7, PR) (7, 8) OBP: 0.411, SLG: 0.591 OBP: 0.289, SLG: 0.385	F2			1B		SH2-4 1-2	1B 1B		G6-4-3 1-2 1B	3 1	0 0	2 1	0 0	0 0	0 0	0 0
Brooks Robinson, R (1, 5) OBP: 0.348, SLG: 0.415	F8			F6		6-3	1-2 1B		G6-4-3 1-2f	5	0	1	0	0	0	5
Frank Robinson, R (1, 9) OBP: 0.426, SLG: 0.670		3-1 1B 2B		F9		HR IBB	K			3	2	1	0	1	1	3
Boog Powell, L (1, 3) OBP: 0.360, SLG: 0.436		F7		F5		1-H 2-H HR		F9		4	1	1	3	0	0	2
Curt Blefary, L (1, 7) OBP: 0.356, SLG: 0.422		3-1 2-3			F6	1B 1B		L4		4	0	1	0	0	0	1
Davey Johnson, R (1, 4) OBP: 0.315, SLG: 0.333		CS 3-H 1B			5-3	1-2 1B		5-3		4	0	2	1	0	0	0
Larry Haney, R (1, 2) OBP: 0.364, SLG: 0.484		CS 1-2	5-3		BB	4-3			1B 2B	3	0	1	0	1	0	2
Dave McNally, R (1, 1) Moe Drabowsky, R (7, 1) OBP: 0.071, SLG: 0.143 OBP: 0.800, SLG: 0.750			5-3		5-3		K		1B 2-3 1B	3 1	0 0	0 1	0 0	0 0	1 0	1 0
Inning Stats	R: 0 E: 0 K: 0 S: 3 H: 0 LOB: 0 BB: 0 P: 3	R: 1 E: 0 K: 0 S: 4 H: 2 LOB: 0 BB: 0 P: 4	R: 0 E: 0 K: 0 S: 3 H: 0 LOB: 0 BB: 0 P: 3	R: 0 E: 0 K: 0 S: 4 H: 1 LOB: 1 BB: 0 P: 4	R: 0 E: 0 K: 0 S: 3 H: 0 LOB: 1 BB: 1 P: 7	R: 3 E: 0 K: 0 S: 7 H: 4 LOB: 2 BB: 1 P: 11	R: 0 E: 0 K: 2 S: 9 H: 2 LOB: 2 BB: 0 P: 9	R: 0 E: 0 K: 0 S: 3 H: 0 LOB: 0 BB: 0 P: 3	R: 0 E: 0 K: 0 S: 5 H: 3 LOB: 2 BB: 0 P: 5	1B: 9 2B: 2 3B: 0 HR: 1 SF: 0 SAC: 1 DP: 1 HBP: 0						

	AB	36
	R	4
	H	12
	RBI	4
	BB	2
	SO	2
	LOB	16

WP: 0 PB: 0 SB: 0 CS: 1 PA: 40

PITCHER		IP	WLS	BF	H	R	ER	SO	BB	IBB	HBP	BLK	WP	HR	S	P	ERA	WHIP
Joe Coleman, R ERA: 5.4	(1, 1)	6.2	L	30	9	4	4	1	1	1	0	0	0	1	30	38	5.40	1.500
Bob Priddy, R ERA: 3.21	(7, 1)	0.1		1	0	0	0	1	0	0	0	0	0	0	3	3	0.00	0.000
Darold Knowles, L ERA: 0.4	(8, 1)	2.0		8	3	0	0	0	0	0	0	0	0	0	8	8	0.00	1.500

PITCHER	IP	WLS	BF	H	R	ER	SO	BB	IBB	HBP	BLK	WP	HR	S	P	ERA	WHIP

BOTTOM

Baltimore Orioles @ Washington Senators

D.C. Stadium, Washington, DC

Sat May 20 1967, 3:33 AM EDT

Att. 7,001 - Unknown

livebaseballscorecards.com

Batter	1	2	3	4	5	6	7	8	9	AB	R	H	RBI	BB	SO	LOB
Tim Cullen, R (1, 4) OBP: 0.356, SLG: 0.282 Bob Saverine, S (7, PH) (8, 4) OBP: 0.235, SLG: 0.220	6-3		F6			F7	F5			3 1	0 0	0 0	0 0	0 0	0 0	1 2
Hank Allen, R (1, 8) OBP: 0.250, SLG: 0.342	6-3			6-3		HR 1B		K		4	1	1	0	0	1	0
Frank Howard, R (1, 7) OBP: 0.382, SLG: 0.533	6-3			HR		1-H HR		1B		4	2	3	3	0	0	0
Cap Peterson, R (1, 9) OBP: 0.356, SLG: 0.297		L5		CS 1B		BBB G5-4-3 BB		F7		3	0	1	0	1	0	1
Ken Harrelson, R (1, 3) OBP: 0.314, SLG: 0.364		F9		SSS K 1-2		G5-4-3 1-2f		SSS K		4	0	0	0	0	2	3
Ken McMullen, R (1, 5) OBP: 0.236, SLG: 0.340		SSS K			F7		6-3		F9	4	0	0	0	0	1	0
Doug Camilli, R (1, 2) OBP: 0.269, SLG: 0.360			F3		1B 1B		F8		1B	4	0	2	0	0	0	0
Ed Brinkman, R (1, 6) OBP: 0.244, SLG: 0.230 Jim King, L (9, PH) OBP: 0.317, SLG: 0.342			SH3-4 1B		1-2 G4-3 1B		BBBB 4-0 2B BB		F8	2 1	0 0	2 0	0 0	1 0	0 0	0 1
Joe Coleman, R (1, 1) OBP: 0.167, SLG: 0.182 Bob Priddy, R (7, 1) Fred Valentine, S (7, PH) OBP: 0.387, SLG: 0.404 Darold Knowles, L (8, 1) Bernie Allen, L (9, PH) OBP: 0.176, SLG: 0.188			SH3-4 1-2		G4-3 1-2f		1-3 2B		F8	1 0 1 0 1	0 0 0 0 0	0 0 1 0 0	0 0 0 0 0	0 0 0 0 0	0 0 0 0 0	2 0 0 0 1
Inning Stats	R: 0 H: 0 E: 0 LOB: 0 K: 0 BB: 0 S: 3 P: 3	R: 0 H: 0 E: 0 LOB: 0 K: 1 BB: 0 S: 5 P: 5	R: 0 H: 1 E: 0 LOB: 1 K: 0 BB: 0 S: 4 P: 4	R: 1 H: 2 E: 0 LOB: 1 K: 1 BB: 0 S: 6 P: 6	R: 0 H: 2 E: 0 LOB: 1 K: 0 BB: 0 S: 4 P: 4	R: 2 H: 2 E: 0 LOB: 0 K: 0 BB: 1 S: 4 P: 8	R: 0 H: 1 E: 0 LOB: 2 K: 0 BB: 1 S: 4 P: 8	R: 0 H: 1 E: 0 LOB: 1 K: 2 BB: 0 S: 8 P: 8	R: 0 H: 1 E: 0 LOB: 1 K: 0 BB: 0 S: 4 P: 4	1B: 7 2B: 2 3B: 0 HR: 2	SF: 0 SAC: 1 DP: 3 HBP: 0			WP: 0 PB: 0 SB: 0 CS: 1		PA: 36	

	AB	33
	R	3
	H	10
	RBI	3
	BB	2
	SO	4
	LOB	11

PITCHER		IP	WLS	BF	H	R	ER	SO	BB	IBB	HBP	BLK	WP	HR	S	P	ERA	WHIP
Dave McNally, L ERA: 6.05	(1, 1)	6.2	W	26	7	3	3	2	2	0	0	0	0	2	28	36	4.05	1.350
Moe Drabowsky, R ERA: 0.95	(7, 1)	2.1	S	10	3	0	0	2	0	0	0	0	0	0	14	14	0.00	1.286

PITCHER	IP	WLS	BF	H	R	ER	SO	BB	IBB	HBP	BLK	WP	HR	S	P	ERA	WHIP

Washington Senators @ Cleveland Indians

Cleveland Municipal Stadium, Cleveland, OH

Mon May 22 1967, 7:05 PM EDT

Att. 4,157 - Unknown

TOP

livebaseballscorecards.com

Batter	1	2	3	4	5	6	7	8	9	AB	R	H	RBI	BB	SO	LOB
Tim Cullen, R (1, 5) OBP: 0.340, SLG: 0.273	4-3	3-1			FC6 1B (1-2)		1-3 (1-2)		L1	5	0	1	0	0	0	2
Jim King, L (1, 9) OBP: 0.337, SLG: 0.338	1-3 1B BB (B B B B)		FC5-4 HBP (H)		K (S S S)		FC5-4 BB (B B B)			1	0	0	0	2	1	2
Frank Howard, R (1, 7) OBP: 0.378, SLG: 0.523	1-3 1B (1-2)		K (S S S)		K (S S S)		FC5-4 (1-2f 2-3)			4	0	1	0	0	2	5
Fred Valentine, S (1, 8) OBP: 0.374, SLG: 0.387	1-3 (1-2 2-3)		FC5-4 (1-2f)		FC6 (1-2f)		4-3			4	0	0	0	0	0	7
Dick Nen, L (1, 3) OBP: 0.296, SLG: 0.313	FC5 BB (B B B B)		F6			G1-6-3 BB (B B B B)		G3		2	0	0	0	2	0	1
Bernie Allen, L (1, 4) OBP: 0.181, SLG: 0.179	FC5 (1-2f)			F7		G1-6-3 (1-2) BB (B B B B)		F7		3	0	0	0	1	0	3
Paul Casanova, R (1, 2) OBP: 0.330, SLG: 0.378		F9		5-3		G1-6-3 (1-2f 2-3)		6-3		4	0	0	0	0	0	2
Ed Brinkman, R (1, 6) OBP: 0.244, SLG: 0.231		SH3-4 1B		1-3		K2-3 (S S S)			6-3	4	0	1	0	0	1	1
Camilo Pascual, R (1, 1)		SH3-4 (1-2)			1B	FC5-4 1-3 BB (B B B)			K (S S S)	1	0	1	0	0	0	0
Darold Knowles, L (6, 1)										0	0	0	0	0	0	0
Bob Saverine, S (7, PH) OBP: 0.250, SLG: 0.220										0	0	0	0	1	0	0
Bob Humphreys, R (7, 1) OBP: 1.000, SLG: 1.000										0	0	0	0	0	0	0
Cap Peterson, R (9, PH) OBP: 0.351, SLG: 0.292										1	0	0	0	0	1	0
Inning Stats	R: 0 E: 0 K: 0 S: 4 H: 1 LOB: 3 BB: 2 P: 12	R: 0 E: 0 K: 0 S: 4 H: 1 LOB: 1 BB: 0 P: 4	R: 0 E: 0 K: 1 S: 5 H: 0 LOB: 1 BB: 0 P: 6	R: 0 E: 0 K: 0 S: 3 H: 0 LOB: 0 BB: 0 P: 3	R: 0 E: 0 K: 2 S: 9 H: 2 LOB: 2 BB: 0 P: 9	R: 0 E: 0 K: 1 S: 4 H: 0 LOB: 1 BB: 2 P: 12	R: 0 E: 0 K: 0 S: 3 H: 0 LOB: 2 BB: 2 P: 11	R: 0 E: 0 K: 0 S: 3 H: 0 LOB: 0 BB: 0 P: 3	R: 0 E: 0 K: 1 S: 5 H: 0 LOB: 0 BB: 0 P: 5	1B: 4 2B: 0 3B: 0 HR: 0	SF: 0 SAC: 1 DP: 1 HBP: 1			WP: 0 PB: 0 SB: 0 CS: 0	PA: 37			

	AB	29
	R	0
	H	4
	RBI	0
	BB	6
	SO	5
	LOB	23

PITCHER	IP	WLS	BF	H	R	ER	SO	BB	IBB	HBP	BLK	WP	HR	S	P	ERA	WHIP
Steve Hargan, R (1, 1) ERA: 1.97	9.0	W	37	4	0	0	5	6	0	1	0	0	0	40	65	0.00	1.111

PITCHER	IP	WLS	BF	H	R	ER	SO	BB	IBB	HBP	BLK	WP	HR	S	P	ERA	WHIP

Batter	1	2	3	4	5	6	7	8	9	AB	R	H	RBI	BB	SO	LOB
Lee Maye, L (1, 9) (7, 7) OBP: 0.289, SLG: 0.543	K	K			HR			4-3		4	1	1	1	0	2	1
Pedro Gonzalez, R (1, 4) OBP: 0.260, SLG: 0.271	6-3		K		F9			4-3		4	0	0	0	0	1	0
Chuck Hinton, R (1, 8) (7, 9) OBP: 0.353, SLG: 0.427	1B		K			HR		E 1B 1B 1B		4	2	3	1	0	1	0
Leon Wagner, L (1, 7) OBP: 0.291, SLG: 0.431	G3		F4			G6-4-3 1B		E9 1B 1-3 1B		3	0	1	0	0	0	1
Chico Salmon, R (6, PR) (7, 3) OBP: 0.294, SLG: 0.313										1	0	1	0	0	0	0
Fred Whitfield, L (1, 3) OBP: 0.324, SLG: 0.413		G3		4-3		F8		1-2 3-H 1B		3	0	0	0	0	0	1
Vic Davalillo, L (7, 8) OBP: 0.271, SLG: 0.312										1	0	1	1	0	0	0
Max Alvis, R (1, 5) OBP: 0.273, SLG: 0.344		1B SH3-1 1B		F6		G6-4-3 1-2f		F4		4	1	1	0	0	0	3
Duke Sims, L (1, 2) OBP: 0.280, SLG: 0.308		SH3-1 1-3 1B 1B		5-3			F8			3	1	1	0	0	0	0
Larry Brown, R (1, 6) OBP: 0.309, SLG: 0.330		SH3-1 1-2 3-H			K		6-3			2	0	0	1	0	1	0
Steve Hargan, R (1, 1) OBP: 0.150, SLG: 0.150		2-H 1B			K		F7			3	0	1	1	0	1	0
Inning Stats	R: 0 E: 0 K: 1 S: 6 H: 1 LOB: 1 BB: 0 P: 6	R: 2 E: 0 K: 1 S: 8 H: 3 LOB: 1 BB: 0 P: 8	R: 0 E: 0 K: 2 S: 7 H: 0 LOB: 0 BB: 0 P: 7	R: 0 E: 0 K: 0 S: 3 H: 0 LOB: 0 BB: 0 P: 3	R: 1 E: 0 K: 2 S: 8 H: 1 LOB: 0 BB: 0 P: 8	R: 1 E: 0 K: 0 S: 4 H: 2 LOB: 1 BB: 0 P: 4	R: 0 E: 0 K: 0 S: 3 H: 0 LOB: 0 BB: 0 P: 3	R: 1 E: 1 K: 0 S: 6 H: 3 LOB: 2 BB: 0 P: 6		1B: 8 2B: 0 3B: 0 HR: 2	SF: 0 SAC: 1 DP: 1 HBP: 0						

PITCHER		IP	WLS	BF	H	R	ER	SO	BB	IBB	HBP	BLK	WP	HR	S	P	ERA	WHIP
Camilo Pascual, R ERA: 3.77	(1, 1)	5.0	L	21	6	4	4	6	0	0	0	0	0	2	33	33	7.20	1.200
Darold Knowles, L ERA: 0.39	(6, 1)	1.0		3	1	0	0	0	0	0	0	0	0	0	3	3	0.00	1.000
Bob Humphreys, R ERA: 4.98	(7, 1)	2.0		9	3	1	1	0	0	0	0	0	0	0	9	9	4.50	1.500

PITCHER	IP	WLS	BF	H	R	ER	SO	BB	IBB	HBP	BLK	WP	HR	S	P	ERA	WHIP

BOTTOM

Washington Senators @ Cleveland Indians

Cleveland Municipal Stadium, Cleveland, OH

Mon May 22 1967, 7:05 PM EDT

Att. 4,157 - Unknown

livebaseballscorecards.com

AB	32
R	5
H	10
RBI	5
BB	0
SO	6
LOB	6

Batter	1	2	3	4	5	6	7	8	9	10	AB	R	H	RBI	BB	SO	LOB
Tim Cullen, R (1, 5) OBP: 0.315, SLG: 0.250	F8			G3			F4		F7		4	0	0	0	0	0	0
Fred Valentine, S (1, 8) OBP: 0.361, SLG: 0.371	4-3			K			F7		4-3		4	0	0	0	0	1	0
Jim King, L (1, 9) OBP: 0.333, SLG: 0.346	6-3			F9			2B			6-3	4	0	1	0	0	0	0
Frank Howard, R (1, 7) OBP: 0.382, SLG: 0.518		CS BB			K		K			E7 1B	3	0	1	0	1	2	1
Dick Nen, L (1, 3) OBP: 0.276, SLG: 0.288		F7			F2			6-3		F9	4	0	0	0	0	0	2
Bernie Allen, L (1, 4) OBP: 0.197, SLG: 0.186		K 1-2			F8			CS 1B		FC4-6 IBB	3	0	1	0	1	1	1
Doug Camilli, R (1, 2) OBP: 0.233, SLG: 0.310			F2			K		K 1-2		FC4-6 1-2f	4	0	0	0	0	2	3
Ed Brinkman, R (1, 6) OBP: 0.240, SLG: 0.227			5-3			K			K		2	0	0	0	0	1	0
Hank Allen, R (9, PH) OBP: 0.244, SLG: 0.333											1	0	0	0	0	1	0
Bob Saverine, S (9, 6) OBP: 0.250, SLG: 0.220											0	0	0	0	0	0	0
Pete Richert, L (1, 1) OBP: 0.067, SLG: 0.067			K			1-3			HR		2	0	0	0	0	1	0
Dave Baldwin, R (8, 1)											0	0	0	0	0	0	0
Cap Peterson, R (9, PH) OBP: 0.360, SLG: 0.348											1	1	1	1	0	0	0
Bob Priddy, R (9, 1)											0	0	0	0	0	0	0
Inning Stats	R: 0 E: 0 K: 0 S: 3 H: 0 LOB: 0 BB: 0 P: 3	R: 0 E: 0 K: 1 S: 4 H: 0 LOB: 1 BB: 1 P: 8	R: 0 E: 0 K: 1 S: 5 H: 0 LOB: 0 BB: 0 P: 5	R: 0 E: 0 K: 1 S: 5 H: 0 LOB: 0 BB: 0 P: 5	R: 0 E: 0 K: 1 S: 5 H: 0 LOB: 0 BB: 0 P: 5	R: 0 E: 0 K: 2 S: 7 H: 0 LOB: 0 BB: 0 P: 7	R: 0 E: 0 K: 1 S: 6 H: 1 LOB: 1 BB: 0 P: 6	R: 0 E: 0 K: 1 S: 5 H: 1 LOB: 1 BB: 0 P: 5	R: 1 E: 0 K: 1 S: 6 H: 1 LOB: 0 BB: 0 P: 6	R: 0 E: 1 K: 0 S: 4 H: 1 LOB: 2 BB: 1 P: 8	1B: 2 2B: 3 3B: 0 HR: 1	SF: 0 SAC: 0 DP: 2 HBP: 0						

PITCHER		IP	WLS	BF	H	R	ER	SO	BB	IBB	HBP	BLK	WP	HR	S	P	ERA	WHIP
Gary Bell, R ERA: 2.92	(1, 1)	9.0		29	3	1	1	9	1	0	0	0	0	1	46	50	1.00	0.444
Steve Bailey, R ERA: 1.96	(10, 1)	1.0	W	5	1	0	0	0	0	1	0	0	0	0	4	8	0.00	1.000

PITCHER		IP	WLS	BF	H	R	ER	SO	BB	IBB	HBP	BLK	WP	HR	S	P	ERA	WHIP

TOP

Washington Senators @ Cleveland Indians

Cleveland Municipal Stadium, Cleveland, OH

Tue May 23 1967, 7:05 PM EDT
Att. 4,085 - Unknown

livebaseballscorecards.com

AB	32
R	1
H	4
RBI	1
BB	2
SO	9
LOB	7

WP: 0 PA: 34
PB: 0
SB: 0
CS: 2

Batter	1	2	3	4	5	6	7	8	9	10	AB	R	H	RBI	BB	SO	LOB
Chico Salmon, R (1, 3) OBP: 0.308, SLG: 0.306	F9		FC3-6 1B		K		F8			HR SH1-4 BB	4	1	1	0	1	1	1
Max Alvis, R (1, 5) OBP: 0.279, SLG: 0.344	BB HBP		FC3-6 1B 1-2f		K			1B		SH1-4 1-2	3	0	1	0	0	1	1
Chuck Hinton, R (1, 8) (9, 9) OBP: 0.355, SLG: 0.422	F9		1-3 1B			6-3		F6		HR IBB	4	1	1	0	1	0	2
Rocky Colavito, R (1, 9) (9, 7) OBP: 0.385, SLG: 0.418	1-2 BB		F7			1B		F7		1-H 2-H HR	4	1	2	3	1	0	2
Leon Wagner, L (1, 7) OBP: 0.277, SLG: 0.408 Vic Davalillo, L (9, 8) OBP: 0.271, SLG: 0.312	K			K		F9		1-3			4 0	0 0	0 0	0 0	0 0	2 0	4 0
Joe Azcue, R (1, 2) OBP: 0.333, SLG: 0.442		6-3		1-3		F7			FC3-6 BB		3	0	0	0	1	0	1
Pedro Gonzalez, R (1, 4) OBP: 0.259, SLG: 0.269		4-3		4-3			SH2-3 1B		FC3-6 FC1-6 1-2f		4	0	1	0	0	0	1
Larry Brown, R (1, 6) OBP: 0.319, SLG: 0.364		BB			HR		SH2-3 1-2		FC1-6 1-2f		2	1	1	1	1	0	1
Gary Bell, R (1, 1) Fred Whitfield, L (9, PH) OBP: 0.320, SLG: 0.409 Steve Bailey, R (10, 1)		5-3			F7		F3		K		3 1 0	0 0 0	0 0 0	0 0 0	0 1 0	0 1 0	2 1 0
Inning Stats	R: 0 E: 0 K: 1 S: 5 H: 0 LOB: 2 BB: 1 P: 10	R: 0 E: 0 K: 0 S: 3 H: 0 LOB: 1 BB: 1 P: 7	R: 0 E: 0 K: 0 S: 4 H: 2 LOB: 1 BB: 0 P: 4	R: 0 E: 0 K: 1 S: 5 H: 0 LOB: 0 BB: 0 P: 5	R: 1 E: 0 K: 2 S: 8 H: 1 LOB: 0 BB: 0 P: 8	R: 0 E: 0 K: 0 S: 4 H: 1 LOB: 1 BB: 0 P: 4	R: 0 E: 0 K: 0 S: 4 H: 1 LOB: 1 BB: 0 P: 4	R: 0 E: 0 K: 0 S: 4 H: 1 LOB: 1 BB: 0 P: 4	R: 0 E: 0 K: 1 S: 5 H: 0 LOB: 1 BB: 1 P: 9	R: 3 E: 0 K: 0 S: 2 H: 1 LOB: 0 BB: 2 P: 10	1B: 5 2B: 0 3B: 0 HR: 2	SF: 0 SAC: 2 DP: 0 HBP: 1					WP: 0 PB: 0 SB: 0 CS: 0	PA: 40

PITCHER		IP	WLS	BF	H	R	ER	SO	BB	IBB	HBP	BLK	WP	HR	S	P	ERA	WHIP
Pete Richert, L ERA: 4.62	(1, 1)	7.0		29	6	1	1	4	2	0	1	0	0	1	34	43	1.29	1.143
Dave Baldwin, R ERA: 1.69	(8, 1)	1.0		3	0	0	0	0	0	0	0	0	0	0	3	3	0.00	0.000
Bob Priddy, R ERA: 4.7	(9, 1)	1.1	L	8	1	3	3	1	2	1	0	0	0	1	7	19	20.25	2.250

PITCHER	IP	WLS	BF	H	R	ER	SO	BB	IBB	HBP	BLK	WP	HR	S	P	ERA	WHIP

BOTTOM

Washington Senators @ Cleveland Indians

Cleveland Municipal Stadium, Cleveland, OH

Tue May 23 1967, 7:05 PM EDT

Att. 4,085 - Unknown

livebaseballscorecards.com

AB	32
R	4
H	7
RBI	4
BB	5
SO	5
LOB	16

Washington Senators @ Cleveland Indians

Cleveland Municipal Stadium, Cleveland, OH

Wed May 24 1967, 7:05 PM EDT

Att. 4,717 - Unknown

TOP

livebaseballscorecards.com

Batter	1	2	3	4	5	6	7	8	9	AB	R	H	RBI	BB	SO	LOB
Bob Saverine, S (1, 6) OBP: 0.286, SLG: 0.259	0-0 BB 1B 1B		0-0 1B		0-0 G5-4-3 1B		0-0 4-3			4	0	3	0	0	0	0
Tim Cullen, R (1, 5) OBP: 0.310, SLG: 0.250	0-0 BB 1B 1-2		0-3 K		0-0 G5-4-3 1-2f			0-0 L5		4	0	1	0	0	1	2
Jim King, L (1, 9) OBP: 0.319, SLG: 0.329	0-3 K		0-3 K			0-0 F3		0-3 K		4	0	0	0	0	3	3
Frank Howard, R (1, 7) OBP: 0.378, SLG: 0.534	0-0 F9		0-3 K			0-0 HR		0-3 K		4	1	1	1	0	2	3
Fred Valentine, S (1, 8) OBP: 0.366, SLG: 0.370	4-0 BB 1-2 2-3			0-0 5-3		0-0 FC5-4 1B			0-0 F9	3	0	1	0	1	0	0
Bernie Allen, L (1, 4) OBP: 0.200, SLG: 0.189	0-3 K			0-0 1B		0-0 F5			0-0 F6	4	0	1	0	0	1	4
Ken Harrelson, R (1, 3) OBP: 0.291, SLG: 0.333		0-0 5-3		0-0 F5		0-0 FC5-4 1-2f			0-3 K	4	0	0	0	0	1	2
Paul Casanova, R (1, 2) OBP: 0.320, SLG: 0.366		0-0 F9		0-0 F8			0-3 K			3	0	0	0	0	1	1
Phil Ortega, R (1, 1)		0-3 K			0-3 K		0-3 K			1	0	0	0	0	1	0
Dick Lines, R (3, 1)										0	0	0	0	0	0	0
Jim Hannan, R (4, 1)										0	0	0	0	0	0	0
Dick Nen, L (5, PH) OBP: 0.271, SLG: 0.283										1	0	0	0	0	1	0
Bob Humphreys, R (5, 1) OBP: 1.000, SLG: 1.000										0	0	0	0	0	0	0
Cap Peterson, R (7, PH) OBP: 0.355, SLG: 0.343										1	0	0	0	0	1	0
Bob Priddy, R (7, 1)										0	0	0	0	0	0	0

	AB	33
	R	1
	H	7
	RBI	1
	BB	1
	SO	12
	LOB	15

Inning Stats	1	2	3	4	5	6	7	8	9
	R: 0 H: 2 E: 0 LOB: 3 K: 2 BB: 1 S: 9 P: 13	R: 0 H: 0 E: 0 LOB: 0 K: 1 BB: 0 S: 5 P: 5	R: 0 H: 1 E: 0 LOB: 1 K: 3 BB: 0 S: 10 P: 10	R: 0 H: 1 E: 0 LOB: 1 K: 0 BB: 0 S: 4 P: 4	R: 0 H: 1 E: 0 LOB: 0 K: 1 BB: 0 S: 5 P: 5	R: 1 H: 2 E: 0 LOB: 1 K: 0 BB: 0 S: 5 P: 5	R: 0 H: 0 E: 0 LOB: 0 K: 2 BB: 0 S: 7 P: 7	R: 0 H: 0 E: 0 LOB: 0 K: 2 BB: 0 S: 7 P: 7	R: 0 H: 0 E: 0 LOB: 0 K: 1 BB: 0 S: 5 P: 5

1B: 6 SF: 0
2B: 0 SAC: 0
3B: 0 DP: 1
HR: 1 HBP: 0

WP: 0 PA: 34
PB: 0
SB: 0
CS: 0

PITCHER	IP	WLS	BF	H	R	ER	SO	BB	IBB	HBP	BLK	WP	HR	S	P	ERA	WHIP
Luis Tiant, R (1, 1) ERA: 3.82	9.0	W	34	7	1	1	12	1	0	0	0	0	1	57	61	1.00	0.889

PITCHER	IP	WLS	BF	H	R	ER	SO	BB	IBB	HBP	BLK	WP	HR	S	P	ERA	WHIP

BOTTOM

Washington Senators @ Cleveland Indians

Cleveland Municipal Stadium, Cleveland, OH

Wed May 24 1967, 7:05 PM EDT

Att. 4,717 - Unknown

livebaseballscorecards.com

Batter	1	2	3	4	5	6	7	8	9	AB	R	H	RBI	BB	SO	LOB
Larry Brown, R (1, 6) OBP: 0.316, SLG: 0.363	F3		E WP F8 1B 1-2 3-H	SF7 3-H		K				3	1	1	2	0	1	0
Chuck Hinton, R (1, 8) (8, 9) OBP: 0.352, SLG: 0.417	F3		F8 1-2 2-3	HR 1B 2-H			1-3			4	1	1	1	0	0	2
Leon Wagner, L (1, 7) OBP: 0.276, SLG: 0.438 Vic Davalillo, L (8, 8) OBP: 0.271, SLG: 0.312	K		L1-3	HR 1-H			F8			4 0	1 0	1 0	2 0	0 0	1 0	2 0
Rocky Colavito, R (1, 9) (8, 7) OBP: 0.362, SLG: 0.390		K	E6 2-3 3-H	6-3			6-3			4	0	0	0	0	1	1
Fred Whitfield, L (1, 3) OBP: 0.308, SLG: 0.392		F4	4-3 3-H		3-1			4-3		4	0	0	0	0	0	1
Max Alvis, R (1, 5) OBP: 0.279, SLG: 0.341 Vern Fuller, R (9, 4) OBP: 0.500, SLG: 0.500	F5			1B 1B 1B	F4			F2		4 0	1 0	1 0	0 0	0 0	0 0	0 0
Joe Azcue, R (1, 2) OBP: 0.345, SLG: 0.468			1B 1B 2B	1B 1-3 SF7 1B	5-3			5-3		4	2	2	0	0	0	0
Pedro Gonzalez, R (1, 4) (9, 5) OBP: 0.281, SLG: 0.291			1B 1B 2-3 1B	1B 1B 1-3 3-H 1B		F8				3	2	2	1	0	0	0
Luis Tiant, R (1, 1) OBP: 0.300, SLG: 0.400			F8 1B E 1-3 3-H 1B	F8		1-3				3	1	1	1	0	0	2
Inning Stats	R: 0 H: 0 E: 0 LOB: 0 K: 1 BB: 0 S: 5 P: 5	R: 0 H: 0 E: 0 LOB: 0 K: 1 BB: 0 S: 5 P: 5	R: 4 H: 4 E: 1 LOB: 1 K: 0 BB: 0 S: 8 P: 8	R: 5 H: 5 E: 0 LOB: 0 K: 0 BB: 0 S: 8 P: 8	R: 0 H: 0 E: 0 LOB: 0 K: 0 BB: 0 S: 3 P: 3	R: 0 H: 0 E: 0 LOB: 0 K: 1 BB: 0 S: 5 P: 5	R: 0 H: 0 E: 0 LOB: 0 K: 0 BB: 0 S: 3 P: 3	R: 0 H: 0 E: 0 LOB: 0 K: 0 BB: 0 S: 3 P: 3		1B: 7 SF: 1 2B: 1 SAC: 0 3B: 0 DP: 0 HR: 1 HBP: 0				WP: 1 PA: 34 PB: 0 SB: 0 CS: 0		

PITCHER		IP	WLS	BF	H	R	ER	SO	BB	IBB	HBP	BLK	WP	HR	S	P	ERA	WHIP
Phil Ortega, R ERA: 4.62	(1, 1)	2.0	L	10	4	4	2	2	0	0	0	0	0	0	14	14	9.00	2.000
Dick Lines, L ERA: 5.63	(3, 1)	1.0		7	3	3	3	0	0	0	0	0	1	0	7	7	27.00	3.000
Jim Hannan, R ERA: 5.4	(4, 1)	1.0		5	2	2	2	0	0	0	0	0	0	1	5	5	18.00	2.000
Bob Humphreys, R ERA: 4.56	(5, 1)	2.0		6	0	0	0	1	0	0	0	0	0	0	8	8	0.00	0.000
Bob Priddy, R ERA: 4.15	(7, 1)	2.0		6	0	0	0	0	0	0	0	0	0	0	6	6	0.00	0.000

PITCHER	IP	WLS	BF	H	R	ER	SO	BB	IBB	HBP	BLK	WP	HR	S	P	ERA	WHIP

Washington Senators @ Cleveland Indians

Cleveland Municipal Stadium, Cleveland, OH

Thu May 25 1967, 7:05 PM EDT

Att. 4,453 - Unknown

TOP

livebaseballscorecards.com

Batter	1	2	3	4	5	6	7	8	9	AB	R	H	RBI	BB	SO	LOB
Tim Cullen, R (1, 4) OBP: 0.290, SLG: 0.232	F7		FC5-4 1-2f			F4	F6		FC6 1-3 2-H 1B	4	0	0	0	0	0	3
Jim King, L (9, PH) OBP: 0.326, SLG: 0.337										1	0	1	1	0	0	0
Dave Baldwin, R (9, 1)										0	0	0	0	0	0	0
Ken McMullen, R (1, 5) OBP: 0.226, SLG: 0.324	F4			F8		F4	FC4-6 1-2f		FC6 1-2f	5	0	0	0	0	0	4
Hank Allen, R (1, 8) OBP: 0.244, SLG: 0.326	1-3			K S S S		1B 2B 1B		F8		4	1	1	0	0	1	0
Frank Howard, R (1, 7) OBP: 0.374, SLG: 0.525		F4		5-3		2B 1-3 1B		F7		4	0	1	0	0	0	0
Bernie Allen, L (9, 4) OBP: 0.200, SLG: 0.189										0	0	0	0	0	0	0
Cap Peterson, R (1, 9) OBP: 0.350, SLG: 0.352		F7			4-3	1-3 3-H 2B		F8		4	0	1	1	0	0	0
Paul Casanova, R (1, 2) OBP: 0.317, SLG: 0.361		K S S S			6-3 1B	5-3			K S S S	4	0	1	0	0	2	2
Ken Harrelson, R (1, 3) OBP: 0.288, SLG: 0.327			F4		6-3 1-2		SH3 1B		E5 WP 1B	4	1	1	0	0	0	1
Ed Brinkman, R (1, 6) OBP: 0.258, SLG: 0.233			FC5-4 1B		BB B B B B		SH3 1-2		1B 1-2 BB	1	0	1	0	2	0	0
Barry Moore, L (1, 1) OBP: 0.333, SLG: 0.400			K S S S		F7		FC4-6 BB B B B B		F4	2	0	0	0	1	1	3
Fred Valentine, S (9, PH) OBP: 0.363, SLG: 0.366										1	0	0	0	0	0	2
Inning Stats	R: 0 E: 0 K: 0 S: 3 H: 0 LOB: 0 BB: 0 P: 3	R: 0 E: 0 K: 1 S: 5 H: 0 LOB: 0 BB: 0 P: 5	R: 0 E: 0 K: 1 S: 6 H: 1 LOB: 1 BB: 0 P: 6	R: 0 E: 0 K: 1 S: 5 H: 0 LOB: 0 BB: 0 P: 5	R: 0 E: 0 K: 0 S: 4 H: 1 LOB: 2 BB: 1 P: 8	R: 1 E: 0 K: 0 S: 6 H: 3 LOB: 2 BB: 0 P: 6	R: 0 E: 0 K: 0 S: 4 H: 1 LOB: 2 BB: 1 P: 8	R: 0 E: 0 K: 0 S: 3 H: 0 LOB: 0 BB: 0 P: 3	R: 1 E: 1 K: 1 S: 7 H: 1 LOB: 2 BB: 1 P: 11	1B: 6 2B: 1 3B: 0 HR: 0 SF: 0 SAC: 1 DP: 0 HBP: 0	WP: 1 PB: 0 SB: 0 CS: 0 PA: 38					

	AB	34
	R	2
	H	7
	RBI	2
	BB	3
	SO	4
	LOB	15

PITCHER		IP	WLS	BF	H	R	ER	SO	BB	IBB	HBP	BLK	WP	HR	S	P	ERA	WHIP
Sam McDowell, L ERA: 4.08	(1, 1)	8.0		32	6	1	1	3	2	0	0	0	0	0	36	44	1.12	1.000
Steve Bailey, R ERA: 1.86	(9, 1)	1.0	L	6	1	1	0	1	1	0	0	0	1	0	7	11	0.00	2.000

PITCHER	IP	WLS	BF	H	R	ER	SO	BB	IBB	HBP	BLK	WP	HR	S	P	ERA	WHIP

BOTTOM

Washington Senators @ Cleveland Indians

Cleveland Municipal Stadium, Cleveland, OH

Thu May 25 1967, 7:05 PM EDT

Att. 4,453 - Unknown

livebaseballscorecards.com

Batter	1	2	3	4	5	6	7	8	9	AB	R	H	RBI	BB	SO	LOB
Larry Brown, R (1, 6)	BBBB 4-0 F9 6-3 BB		x 0-0 ① F9		x 0-0 ① F8		x 0-0 ① F2		x 0-0 ① F9	3	0	0	0	1	0	0
Lee Maye, L (9, PH)										1	0	0	0	0	0	0
Max Alvis, R (1, 5)	x 0-0 ① 6-3 1-2		SSS 0-3 ② K		x 0-0 ② F7		x 0-0 ② F9		x 0-0 ② F5	4	0	0	0	0	1	1
Fred Whitfield, L (9, PH)										1	0	0	0	0	0	0
Chuck Hinton, R (1, 8)	x 0-0 1B		BBBB 4-0 BB		x 0-0 BB 1B		BBBB 4-0 BB		x 0-0 1B	3	0	3	0	2	0	0
Rocky Colavito, R (1, 9)	x 0-0 ② F9 2-3		x 0-0 ③ F6		BBBB 4-0 1-2 BB		BBBB 4-0 1-2 BB		x 0-0 ③ F2	3	0	0	0	2	0	4
Leon Wagner, L (1, 7)	x 0-0 ③ 4-3			x 0-0 HR	x 0-0 ③ 6-3		SSS 0-3 ③ K			4	1	1	1	0	1	6
Joe Azcue, R (1, 2)		x 0-0 ① F8		x 0-0 ① F9		x 0-0 ① F9		x 0-0 ① 6-3		4	0	0	0	0	0	0
Chico Salmon, R (1, 3)		x 0-0 FC5-4 1B		x 0-0 ② 5-3		SSS 0-3 ② K		SSS 0-3 ② K2-3		4	0	1	0	0	2	0
Pedro Gonzalez, R (1, 4)		x 0-0 ② FC5-4 1-2f		x 0-0 1B		BBBB 4-0 BB		BBBB 4-0 S BB		2	0	1	0	2	0	1
Sam McDowell, L (1, 1)		x 0-0 ③ F4		x 0-0 ③ F6		x 0-0 ③ F7		SSS 0-3 ③ K 1-2		3	0	0	0	0	0	3
Jose Vidal, R (8, PH)										1	0	0	0	0	1	1
Steve Bailey, R (9, 1)										0	0	0	0	0	0	0
Inning Stats	R: 0 E: 0 K: 0 S: 4 H: 1 LOB: 2 BB: 1 P: 8	R: 0 E: 0 K: 0 S: 4 H: 1 LOB: 1 BB: 0 P: 4	R: 0 E: 0 K: 1 S: 5 H: 0 LOB: 1 BB: 1 P: 9	R: 1 E: 0 K: 0 S: 5 H: 2 LOB: 1 BB: 0 P: 5	R: 0 E: 0 K: 0 S: 4 H: 1 LOB: 2 BB: 1 P: 8	R: 0 E: 0 K: 1 S: 5 H: 0 LOB: 1 BB: 1 P: 9	R: 0 E: 0 K: 1 S: 5 H: 0 LOB: 2 BB: 2 P: 13	R: 0 E: 0 K: 2 S: 7 H: 0 LOB: 1 BB: 1 P: 11	R: 0 E: 0 K: 0 S: 4 H: 1 LOB: 1 BB: 0 P: 4	1B: 5 2B: 0 3B: 0 HR: 1	SF: 0 SAC: 0 DP: 0 HBP: 0					

	AB	33
	R	1
	H	6
	RBI	1
	BB	7
	SO	5
	LOB	16

WP: 0 PB: 0 SB: 1 CS: 0 PA: 40

PITCHER	IP	WLS	BF	H	R	ER	SO	BB	IBB	HBP	BLK	WP	HR	S	P	ERA	WHIP
Barry Moore, L (1, 1) ERA: 2.89	8.0	W	36	5	1	1	5	7	0	0	0	0	1	39	67	1.12	1.500
Dave Baldwin, R (9, 1) ERA: 1.54	1.0	S	4	1	0	0	0	0	0	0	0	0	0	4	4	0.00	1.000

PITCHER	IP	WLS	BF	H	R	ER	SO	BB	IBB	HBP	BLK	WP	HR	S	P	ERA	WHIP

Batter	1	2	3	4	5	6	7	8	9	AB	R	H	RBI	BB	SO	LOB
Bob Saverine, S (1, 4) (8, 6) OBP: 0.311, SLG: 0.293	0-0 1B 1B 2B	BBB 4-0 4-3 BB		x 0-0 FC5-4 1-2 1B		x 0-0 ① 5-3		x 0-0 ③ 4-3		4	1	2	0	1	0	0
Ken McMullen, R (1, 5) OBP: 0.233, SLG: 0.322	x 0-0 1B HBP 1B 2-3 1B	x 0-0 ② 4-3 1-2		x 0-0 ① FC5-4 BB 1B 1-2f 2-3		x 0-0 ② L9			BBBB 4-0 BB BB	4	1	1	0	1	0	3
Fred Valentine, S (1, 8) OBP: 0.372, SLG: 0.359	H 1-0 1B 1B SF7 1-2 HBP	x 0-0 ③ 4-3		SSS 0-3 ② K		BBBB 4-0 BB			BBBB 4-0 G6-4-3 1-2 BB	2	1	0	0	2	1	3
Frank Howard, R (1, 7) OBP: 0.368, SLG: 0.512	SSS 0-3 ① K		SSS 0-3 ① K	x 0-0 BB 1-2 3-H 1B		x 0-0 ③ F8			SSS 0-3 ① K	5	0	1	1	0	3	6
Cap Peterson, R (1, 9) OBP: 0.365, SLG: 0.373	x 0-0 1B 1-2 2-3 3-H 1B		x 0-0 G1 1B 2B	BBBB 4-0 1-2 2-3 BB			x 0-0 ① 6-3		x 0-0 ②③ G6-4-3 1-2f	4	1	2	1	1	0	2
Paul Casanova, R (1, 2) OBP: 0.324, SLG: 0.360	x 0-0 1-2 2-3 3-H 1B		x 0-0 ② G1 2-3	x 0-0 ③ F7			BBBB 4-0 G6-4-3 BB			3	0	1	1	1	0	4
Ken Harrelson, R (1, 3) OBP: 0.286, SLG: 0.327	x 0-0 ② SF7 3-H		x 0-0 3-H 1B		SSS 0-3 ① K		x 0-0 ②③ G6-4-3 1-2f			3	0	1	2	0	1	1
Ed Brinkman, R (1, 6) OBP: 0.252, SLG: 0.228 Hank Allen, R (8, PH) OBP: 0.239, SLG: 0.318 Bernie Allen, L (8, 4) OBP: 0.200, SLG: 0.189	SSS 0-3 ③ K		x 0-0 ③ F5		x 0-0 ② 5-3			x 0-0 ① 6-3		3 1 0	0 0 0	0 0 0	0 0 0	1 0 0	3 0 0	3 0 0
Joe Coleman, R (1, 1) OBP: 0.154, SLG: 0.167 Bob Priddy, R (2, 1) OBP: 0.250, SLG: 0.250 Darold Knowles, L (6, 1) Jim King, L (8, PH) OBP: 0.323, SLG: 0.333 Bob Humphreys, R (8, 1) OBP: 1.000, SLG: 1.000 Dick Lines, R (8, 1)		SSS 0-3 ① K		x 0-0 FC5-4 1B 1B		x 0-0 ③ 6-3		x 0-0 ② 1-3		1 2 0 1 0 0	0 1 0 0 0 0	0 1 0 0 0 0	0 0 0 0 0 0	1 0 0 0 0 0	0 0 0 0 0 0	0 0 0 0 0 0

Washington Senators @ Detroit Tigers

Tiger Stadium, Detroit, MI

Fri May 26 1967, 7:05 PM EDT

Att. 17,641 - Unknown

TOP

livebaseballscorecards.com

AB	33
R	5
H	9
RBI	5
BB	6
SO	7
LOB	22

Inning Stats																								
	R: 3	H: 4	R: 0	H: 0	R: 1	H: 2	R: 1	H: 3	R: 0	H: 0	R: 0	H: 0	R: 0	H: 0	R: 0	H: 0	R: 0	H: 0	1B: 7	SF: 1	WP: 0	PA: 41		
	E: 0	LOB: 2	E: 0	LOB: 1	E: 0	LOB: 1	E: 0	LOB: 3	E: 0	LOB: 0	E: 0	LOB: 1	E: 0	LOB: 0	E: 0	LOB: 1	E: 0	LOB: 1	2B: 2	SAC: 0	PB: 0			
	K: 2	BB: 0	K: 1	BB: 1	K: 1	BB: 0	K: 1	BB: 1	K: 1	BB: 0	K: 0	BB: 1	K: 0	BB: 0	K: 0	BB: 0	K: 1	BB: 2	3B: 0	DP: 2	SB: 0			
	S: 11	P: 12	S: 5	P: 9	S: 7	P: 7	S: 8	P: 12	S: 5	P: 5	S: 3	P: 7	S: 2	P: 6	S: 3	P: 3	S: 4	P: 12	HR: 0	HBP: 1	CS: 0			

PITCHER		IP	WLS	BF	H	R	ER	SO	BB	IBB	HBP	BLK	WP	HR	S	P	ERA	WHIP
Joe Sparma, R ERA: 3.81	(1, 1)	3.0		19	8	5	5	4	1	0	1	0	0	0	25	30	15.00	3.000
Dave Wickersham, R ERA: 1.45	(4, 1)	5.0	W	20	1	0	0	2	5	0	0	0	0	0	19	39	0.00	1.200
Fred Gladding, R ERA:	(9, 1)	1.0	S	2	0	0	0	1	0	0	0	0	0	0	4	4	0.00	0.000

PITCHER	IP	WLS	BF	H	R	ER	SO	BB	IBB	HBP	BLK	WP	HR	S	P	ERA	WHIP

Batter	1	2	3	4	5	6	7	8	9	AB	R	H	RBI	BB	SO	LOB
Dick McAuliffe, L (1, 4) OBP: 0.414, SLG: 0.545	BBBB 4-0 5-3 1B BB	x 0-0 2-H 1B 1B	x 0-0 ③ F7			x 0-0 F7 1B 2B		x 0-0 SH 1B 2B		4	4	3	1	1	0	2
Don Wert, R (1, 5) OBP: 0.276, SLG: 0.255	x 0-0 ① 5-3 1-2	x 0-0 BB 2-H 1B		x 0-0 L5-4-3 1B		x 0-0 ① F7 2-3		x 0-0 SH BB 1B 2-3		4	1	2	1	0	0	2
Al Kaline, R (1, 9) OBP: 0.459, SLG: 0.656	x 0-0 BB 2-H 1B	BBBB 4-0 1-2 BB		x 0-0 ①② L5-4-3 1-2		x 0-0 E 3-H 1B		BBBB 4-0 1B 1B 1-2 BB		3	1	2	2	2	0	1
Willie Horton, R (1, 7) OBP: 0.388, SLG: 0.681 Mickey Stanley, R (8, PR) OBP: 0.276, SLG: 0.160 (9, 8)	SSS 0-3 ② K	x 0-0 ③ F8		SSS 0-3 ③ K		SSS 0-3 ② K 1-2		x 0-0 F9 1B SF8 1B 1-3 2-H 3-H		5 0	0 1	1 0	2 0	0 0	3 0	4 0
Jim Northrup, L (1, 8) OBP: 0.355, SLG: 0.451 (9, 7)	BBBB 4-0 1-2 BB		x 0-0 ① 5-3		x 0-0 2B 1B	x 0-0 ③ F8		x 0-0 FC6-4 1-2 3-H 1B		4	1	2	1	1	0	1
Norm Cash, L (1, 3) OBP: 0.400, SLG: 0.379	x 0-0 ③ F9		x 0-0 3B 2B		x 0-0 ① F7 1B		x 0-0 ① 5-3	x 0-0 ① F9 2-3		5	1	1	0	0	0	5
Bill Freehan, R (1, 2) OBP: 0.432, SLG: 0.580		x 0-0 FC5-4 1B	x 0-0 2-H 3B		x 0-0 ② F7		x 0-0 E4	x 0-0 ② SF8 3-H		4	0	2	2	0	0	1
Ray Oyler, R (1, 6) OBP: 0.313, SLG: 0.281		x 0-0 ① FC5-4 SH3-4 1B 1-2f	BBBB 4-0 BB		x 0-0 1-H 2B		x 0-0 ② F8	x 0-0 ③ FC6-4 1-2f		4	1	1	1	1	0	3
Joe Sparma, R (1, 1) Dave Wickersham, R (4, 1) Fred Gladding, L (9, 1)		x 0-0 ② SH3-4 1-2	x 0-0 ② F8		x 0-0 ③ F4		x 0-0 ③ 1-3			1 2 0	0 0 0	0 0 0	0 0 0	0 0 0	0 0 0	2 2 0
Inning Stats	R: 1 E: 0 K: 1 S: 6 H: 1 LOB: 2 BB: 2 P: 14	R: 2 E: 0 K: 0 S: 6 H: 3 LOB: 2 BB: 1 P: 10	R: 1 E: 0 K: 0 S: 5 H: 2 LOB: 2 BB: 1 P: 9	R: 0 E: 0 K: 1 S: 5 H: 1 LOB: 0 BB: 0 P: 5	R: 1 E: 0 K: 0 S: 5 H: 2 LOB: 1 BB: 0 P: 5	R: 1 E: 1 K: 1 S: 7 H: 2 LOB: 1 BB: 0 P: 7	R: 0 E: 1 K: 0 S: 4 H: 0 LOB: 1 BB: 0 P: 4	R: 4 E: 0 K: 0 S: 7 H: 3 LOB: 1 BB: 1 P: 11		1B: 9 2B: 4 3B: 1 HR: 0	SF: 1 SAC: 2 DP: 1 HBP: 0			WP: 0 PB: 0 SB: 0 CS: 0	PA: 44		

PITCHER		IP	WLS	BF	H	R	ER	SO	BB	IBB	HBP	BLK	WP	HR	S	P	ERA	WHIP
Joe Coleman, R ERA: 5.89	(1, 1)	1.2		10	3	3	3	1	2	0	0	0	0	0	10	18	16.20	3.000
Bob Priddy, R ERA: 4.35	(2, 1)	3.1		17	6	2	2	1	2	0	0	0	0	0	17	25	5.40	2.400
Darold Knowles, L ERA: 0.71	(6, 1)	2.0	L	9	2	1	1	1	0	0	0	0	0	0	11	11	4.50	1.000
Bob Humphreys, R ERA: 6.08	(8, 1)	0.0		4	2	4	4	0	1	0	0	0	0	0	3	7	∞	∞
Dick Lines, L ERA: 5.29	(8, 1)	1.0		4	1	0	0	0	0	0	0	0	0	0	4	4	0.00	1.000

PITCHER	IP	WLS	BF	H	R	ER	SO	BB	IBB	HBP	BLK	WP	HR	S	P	ERA	WHIP

BOTTOM

Washington Senators @ Detroit Tigers

Tiger Stadium, Detroit, MI

Fri May 26 1967, 7:05 PM EDT

Att. 17,641 - Unknown

livebaseballscorecards.com

AB	36
R	10
H	14
RBI	10
BB	5
SO	3
LOB	23

Batter	1	2	3	4	5	6	7	8	9	AB	R	H	RBI	BB	SO	LOB
Tim Cullen, R (1, 4) OBP: 0.328, SLG: 0.279	E8 1B 1B			CS 1B		S 1B		K		5	1	4	2	0	1	0
Ken McMullen, R (1, 5) OBP: 0.240, SLG: 0.319	1B 1B 2-H 1B 4-3			L6 1-2		K 1-2		BB		4	1	1	1	1	1	4
Hank Allen, R (1, 8) OBP: 0.275, SLG: 0.375	1B 1B SF7 1-3 1B	FC6-2 3B		BB		F6		F4		4	1	2	0	1	0	2
Frank Howard, R (1, 7) OBP: 0.372, SLG: 0.535 Fred Valentine, S (7, 7) OBP: 0.377, SLG: 0.359	BB 1B BB 1-2 3-H 1B	FC6-2 G6-4-3 3-H		K			HR		G4-3 HBP	4 0	2 0	2 0	2 0	0 0	1 0	2 0
Cap Peterson, R (1, 9) OBP: 0.356, SLG: 0.363	BB BB FC1-2 1-2 2-3 1B	G6-4-3 1-2f			E7 6-3		6-3		K	5	0	1	0	0	1	2
Paul Casanova, R (1, 2) OBP: 0.319, SLG: 0.365	SF7 3-H	5-3 SF8 2B			K		6-3		G4-3 1-2f	4	1	1	1	0	1	2
Ken Harrelson, R (1, 3) OBP: 0.299, SLG: 0.328	FC1-2 BB 1B 1-2 2-3 BB	5-3 2-3			6-3 2-3		1B			3	1	1	0	1	0	2
Ed Brinkman, R (1, 6) OBP: 0.252, SLG: 0.224	FC1-2 1B 1-2 2-3 3-H BB	SF8 3-H			6-3		5-3			2	1	0	2	1	0	2
Camilo Pascual, R (1, 1) OBP: 0.176, SLG: 0.176	FC1-2 1B 1-2 2-3 3-Hf	F3				4-3		4-3		4	0	0	0	0	0	3
Inning Stats	R: 6 H: 6 E: 1 LOB: 2 K: 0 BB: 2 S: 9 P: 17	R: 0 H: 1 E: 0 LOB: 0 K: 0 BB: 0 S: 3 P: 3	R: 1 H: 1 E: 0 LOB: 0 K: 0 BB: 0 S: 4 P: 4	R: 0 H: 1 E: 0 LOB: 1 K: 1 BB: 1 S: 5 P: 9	R: 0 H: 0 E: 1 LOB: 1 K: 1 BB: 0 S: 6 P: 6	R: 0 H: 1 E: 0 LOB: 1 K: 1 BB: 0 S: 6 P: 6	R: 1 H: 2 E: 0 LOB: 1 K: 0 BB: 0 S: 5 P: 5	R: 0 H: 0 E: 0 LOB: 1 K: 1 BB: 1 S: 5 P: 9	R: 0 H: 0 E: 0 LOB: 0 K: 1 BB: 0 S: 4 P: 5	1B: 9 SF: 2 2B: 1 SAC: 0 3B: 1 DP: 2 HR: 1 HBP: 1						

TOP

Washington Senators @ Detroit Tigers

Tiger Stadium, Detroit, MI

Sat May 27 1967, 4:33 AM EDT

Att. 7,296 - Unknown

livebaseballscorecards.com

AB	35
R	8
H	12
RBI	8
BB	4
SO	5
LOB	19

WP: 0 PA: 42
PB: 0
SB: 1
CS: 1

PITCHER		IP	WLS	BF	H	R	ER	SO	BB	IBB	HBP	BLK	WP	HR	S	P	ERA	WHIP
Mickey Lolich, L ERA: 4.26	(1, 1)	0.0	L	5	5	5	5	0	0	0	0	0	0	0	5	5	∞	∞
George Korince, R ERA: 5.14	(1, 1)	0.1		3	0	0	0	0	2	0	0	0	0	0	1	9	0.00	6.000
Johnny Klippstein, R ERA: 5.4	(1, 1)	2.2		10	3	2	2	0	0	0	0	0	0	0	10	10	6.75	1.125
Hank Aguirre, L ERA:	(4, 1)	2.0		8	1	0	0	2	1	0	0	0	0	0	11	15	0.00	1.000
Larry Sherry, R ERA: 4.61	(6, 1)	2.0		9	3	1	1	1	0	0	0	0	0	1	11	11	4.50	1.500

PITCHER		IP	WLS	BF	H	R	ER	SO	BB	IBB	HBP	BLK	WP	HR	S	P	ERA	WHIP
Johnny Podres, L ERA: 3.38	(8, 1)	2.0		7	0	0	0	2	1	0	1	0	0	0	9	14	0.00	0.500

Batter	1	2	3	4	5	6	7	8	9	AB	R	H	RBI	BB	SO	LOB
Dick McAuliffe, L (1, 4) OBP: 0.414, SLG: 0.540	1-3		WP, 1B		G3		E4, 1B 2-3		FC5-4, 1B 1-2	5	0	2	0	0	0	1
Don Wert, R (1, 5) OBP: 0.286, SLG: 0.261	BBBB FC6-4, BB		F5		FC5-4, 1B		1-2 3-H 1B		F7	4	0	2	1	1	0	3
Al Kaline, R (1, 9) OBP: 0.444, SLG: 0.632	FC6-4 1-2f		SSS K 1-2		FC5-4 1-2f		L6		FC5-4 1-2f	5	0	0	0	0	1	7
Willie Horton, R (1, 7) OBP: 0.381, SLG: 0.658	F7			1B, 1B		5-3		SSS K		4	0	1	0	0	1	1
Jim Northrup, L (1, 8) OBP: 0.346, SLG: 0.438		F7		F7		4-3		4-3		4	0	0	0	0	0	1
Norm Cash, L (1, 3) OBP: 0.396, SLG: 0.370		4-3		F7		F2		BBBB BB		3	0	0	0	1	0	1
Bill Freehan, R (1, 2) OBP: 0.443, SLG: 0.596 Jim Price, R (7, PR) OBP: 0.333, SLG: 0.444 (8, 2)	BBBB BB		1-2 1B			E 1B 2B		5-3		2 1	0 1	2 0	0 0	1 0	0 0	0 1
Ray Oyler, R (1, 6) OBP: 0.310, SLG: 0.273	F8		F6			SSS K		BBBB 1B BB		3	0	0	0	1	1	4
Mickey Lolich, S (1, 1) OBP: 0.273, SLG: 0.159 George Korince, R (1, 1) Johnny Klippstein, R (1, 1) Dick Tracewski, R (3, PH) OBP: 0.250, SLG: 0.375 Hank Aguirre, R (4, 1) Jake Wood, R (5, PH) OBP: 0.000, SLG: 0.100 Larry Sherry, R (6, 1) Gates Brown, L (7, PH) OBP: 0.286, SLG: 0.355 Johnny Podres, L (8, 1) Jerry Lumpe, L (9, PH) OBP: 0.216, SLG: 0.133		F8		F8			SSS K		F8	0 0 0 1 0 1 0 0 1	0 0 0 0 0 0 0 0 0	0 0 0 0 0 0 0 0 0	0 0 0 0 0 0 0 1 1	0 0 0 0 0 0 0 0 0	0 0 0 0 0 0 0 1 1	0 0 0 0 0 0 0 0 1
Inning Stats	R: 0 H: 0 E: 1 LOB: 1 K: 0 BB: 1 S: 3 P: 7	R: 0 H: 0 E: 0 LOB: 1 K: 0 BB: 1 S: 3 P: 7	R: 0 H: 1 E: 0 LOB: 1 K: 1 BB: 0 S: 6 P: 6	R: 0 H: 2 E: 0 LOB: 2 K: 0 BB: 0 S: 5 P: 5	R: 0 H: 1 E: 0 LOB: 1 K: 0 BB: 0 S: 4 P: 4	R: 0 H: 0 E: 0 LOB: 0 K: 0 BB: 0 S: 3 P: 3	R: 1 H: 2 E: 1 LOB: 2 K: 2 BB: 0 S: 10 P: 10	R: 0 H: 0 E: 0 LOB: 1 K: 1 BB: 1 S: 5 P: 9	R: 0 H: 1 E: 0 LOB: 2 K: 0 BB: 1 S: 4 P: 8	1B: 6 2B: 1 3B: 0 HR: 0	SF: 0 SAC: 0 DP: 0 HBP: 0			WP: 1 PB: 0 SB: 0 CS: 0	PA: 39		

PITCHER	IP	WLS	BF	H	R	ER	SO	BB	IBB	HBP	BLK	WP	HR	S	P	ERA	WHIP
Camilo Pascual, R (1, 1) ERA: 3.12	9.0	W	39	7	1	0	4	4	0	0	0	1	0	43	59	0.00	1.222

PITCHER	IP	WLS	BF	H	R	ER	SO	BB	IBB	HBP	BLK	WP	HR	S	P	ERA	WHIP

BOTTOM

Washington Senators @ Detroit Tigers

Tiger Stadium, Detroit, MI

Sat May 27 1967, 4:33 AM EDT

Att. 7,296 - Unknown

livebaseballscorecards.com

AB	35
R	1
H	7
RBI	1
BB	4
SO	4
LOB	21

Washington Senators @ Detroit Tigers

Tiger Stadium, Detroit, MI

Sun May 28 1967, 4:33 AM EDT

Att. 52,357 - Unknown

TOP

Batter	1	2	3	4	5	6	7	8	9	AB	R	H	RBI	BB	SO	LOB
Tim Cullen, R (1, 4) OBP: 0.324, SLG: 0.277	S S S 0-3 ① K		x 0-0 ① L9		x 0-0 E6 6-3		x 0-0 1B		B B B B 4-0 1-2 BB	4	0	1	0	0	1	0
Bernie Allen, L (9, PH) OBP: 0.210, SLG: 0.189										0	0	0	0	1	0	0
Ken McMullen, R (1, 5) OBP: 0.238, SLG: 0.315	x 0-0 BB 1B		x 0-0 ② F3		x 0-0 ② 6-3 2-3		S S S 0-3 ③ K		x 0-0 ③ 6-3	5	0	1	0	0	1	4
Fred Valentine, S (1, 8) OBP: 0.366, SLG: 0.346	x 0-0 ② L9		x 0-0 ③ 4-3		S S S 0-3 ③ K			x 0-0 ① L9		4	0	0	0	0	1	2
Frank Howard, R (1, 7) OBP: 0.368, SLG: 0.523	B B B B 4-0 1-2 BB			x 0-0 ① G3		x 0-0 ① 4-3		S S S 0-3 ② K		3	0	0	0	1	1	0
Cap Peterson, R (1, 9) OBP: 0.351, SLG: 0.357	x 0-0 ③ F8			x 0-0 ② 6-3		x 0-0 1B		S S S 0-3 ③ K		4	0	1	0	0	1	2
Paul Casanova, R (1, 2) OBP: 0.316, SLG: 0.361		S S S 0-3 ① K		x 0-0 1B		x 0-0 ② F2			S S S 0-3 ① K	4	0	1	0	0	2	1
Ken Harrelson, R (1, 3) OBP: 0.296, SLG: 0.323		S S S 0-3 ② K		x 0-0 1-2 1B		x 0-0 ③ F4			S S S 0-3 ② K	4	0	1	0	0	2	1
Ed Brinkman, R (1, 6) OBP: 0.259, SLG: 0.264		x 0-0 2B		x 0-0 ③ 6-3			x 0-0 ① 5-3		x 0-0 HR	4	1	2	1	0	0	2
Pete Richert, L (1, 1) OBP: 0.059, SLG: 0.059		S S S 0-3 ③ K			x 0-0 ① 6-3				B B B B 4-0 BB BB	2	0	0	0	0	1	1
Dave Baldwin, R (6, 1)							x 0-0 ② L9			0	0	0	0	0	0	0
Bob Saverine, S (7, PH) OBP: 0.306, SLG: 0.288										1	0	0	0	0	0	0
Darold Knowles, L (7, 1)										0	0	0	0	0	0	0
Jim King, L (9, PH) OBP: 0.330, SLG: 0.333										0	0	0	0	1	0	0
Inning Stats	R: 0 E: 0 K: 1 S: 6 H: 1 LOB: 2 BB: 1 P: 10	R: 0 E: 0 K: 3 S: 10 H: 1 LOB: 1 BB: 0 P: 10	R: 0 E: 0 K: 0 S: 3 H: 0 LOB: 0 BB: 0 P: 3	R: 0 E: 0 K: 0 S: 5 H: 2 LOB: 2 BB: 0 P: 5	R: 0 E: 1 K: 1 S: 6 H: 0 LOB: 1 BB: 0 P: 6	R: 0 E: 0 K: 0 S: 4 H: 1 LOB: 1 BB: 0 P: 4	R: 0 E: 0 K: 1 S: 6 H: 1 LOB: 1 BB: 0 P: 6	R: 0 E: 0 K: 2 S: 7 H: 0 LOB: 0 BB: 0 P: 7	R: 1 E: 0 K: 2 S: 8 H: 1 LOB: 2 BB: 2 P: 16	1B: 5 2B: 1 3B: 0 HR: 1		SF: 0 SAC: 0 DP: 0 HBP: 0				

livebaseballscorecards.com

AB	35
R	1
H	7
RBI	1
BB	3
SO	10
LOB	13

WP: 0 PB: 0 SB: 0 CS: 0 PA: 38

PITCHER		IP	WLS	BF	H	R	ER	SO	BB	IBB	HBP	BLK	WP	HR	S	P	ERA	WHIP
Denny McLain, R ERA: 3.96	(1, 1)	8.2	W	37	7	1	1	10	3	0	0	0	0	1	54	66	1.04	1.154
Fred Gladding, R ERA:	(9, 1)	0.1	S	1	0	0	0	0	0	0	0	0	0	0	1	1	0.00	0.000

PITCHER	IP	WLS	BF	H	R	ER	SO	BB	IBB	HBP	BLK	WP	HR	S	P	ERA	WHIP

Batter	1	2	3	4	5	6	7	8	9	AB	R	H	RBI	BB	SO	LOB
Don Wert, R (1, 5) OBP: 0.291, SLG: 0.268	S S S 0-3 ① K			x 0-0 ① F7		x 0-0 PB 1B 2-3 1B	x 0-0 1-2 1B			4	1	2	0	0	1	0
Dick McAuliffe, L (1, 4) OBP: 0.404, SLG: 0.527	x 0-0 ② G3			x 0-0 ② F8		x 0-0 ② S S S SF8 3-H	x 0-3 ② K			3	0	0	1	0	1	2
Al Kaline, R (1, 9) OBP: 0.440, SLG: 0.619	x 0-0 ③ L7			x 0-0 ③ L5-3		B B B 4-0 1B 1B 2-3 BB	x 0-0 ③ L8			3	1	0	0	1	0	2
Willie Horton, R (1, 7) OBP: 0.375, SLG: 0.636		S S S 0-3 ① K			x 0-0 ① F3	x 0-0 WP 1B 1-3 3-H 1B		S S S 0-3 ① K		4	0	1	1	0	2	0
Norm Cash, L (9, 3) OBP: 0.396, SLG: 0.370										0	0	0	0	0	0	0
Jim Northrup, L (1, 8) OBP: 0.356, SLG: 0.447		S S S S 0-3 ② K			x 0-0 1B	x 0-0 WP 1-2 3-H 1B		x 0-0 1-4-3 1B		4	0	3	1	0	1	0
(9, 7)																
Bill Freehan, R (1, 2) OBP: 0.438, SLG: 0.581		x 0-0 ③ F7			x 0-0 ② F5	B B B 4-0 FC5-4 1-2 2-3 BB		x 0-0 ② 1-4-3 1-2		3	0	0	0	1	0	2
Mickey Stanley, R (1, 3) OBP: 0.242, SLG: 0.138			x 0-0 ① 6-3		S S S 0-3 ③ K	x 0-0 ③ FC5-4 1-2f		x 0-0 ③ F8		4	0	0	0	0	1	5
(9, 8)																
Ray Oyler, R (1, 6) OBP: 0.311, SLG: 0.275			x 0-0 ② 5-3			x 0-0 1B SH3-2-4 SF8 1B	S S S 0-3 ① K			3	1	1	0	0	1	0
Denny McLain, R (1, 1) OBP: 0.125, SLG: 0.045			S S S 0-3 ③ K			x 0-0 ① SH3-2-4 1-2	x 0-0 1B 1B			2	0	1	0	0	1	0
Fred Gladding, L (9, 1)										0	0	0	0	0	0	0
Inning Stats	R: 0 E: 0 K: 1 S: 5 H: 0 LOB: 0 BB: 0 P: 5	R: 0 E: 0 K: 2 S: 7 H: 0 LOB: 0 BB: 0 P: 7	R: 0 E: 0 K: 1 S: 5 H: 0 LOB: 0 BB: 0 P: 5	R: 0 E: 0 K: 0 S: 3 H: 0 LOB: 0 BB: 0 P: 3	R: 0 E: 0 K: 1 S: 6 H: 1 LOB: 1 BB: 0 P: 6	R: 3 E: 0 K: 0 S: 7 H: 4 LOB: 3 BB: 2 P: 15	R: 0 E: 0 K: 2 S: 9 H: 2 LOB: 2 BB: 0 P: 9	R: 0 E: 0 K: 1 S: 6 H: 1 LOB: 1 BB: 0 P: 6		1B: 8 2B: 0 3B: 0 HR: 0	SF: 1 SAC: 1 DP: 0 HBP: 0						

PITCHER		IP	WLS	BF	H	R	ER	SO	BB	IBB	HBP	BLK	WP	HR	S	P	ERA	WHIP
Pete Richert, L	(1, 1)	5.2	L	23	5	3	3	5	1	0	0	0	0	0	32	36	4.76	1.059
ERA: 4.64																		
Dave Baldwin, R	(6, 1)	0.1		2	0	0	0	0	1	0	0	0	1	0	1	5	0.00	3.000
ERA: 1.5																		
Darold Knowles, L	(7, 1)	2.0		9	3	0	0	3	0	0	0	0	0	0	15	15	0.00	1.500
ERA: 0.66																		

PITCHER	IP	WLS	BF	H	R	ER	SO	BB	IBB	HBP	BLK	WP	HR	S	P	ERA	WHIP

BOTTOM

Washington Senators @ Detroit Tigers

Tiger Stadium, Detroit, MI

Sun May 28 1967, 4:33 AM EDT

Att. 52,357 - Unknown

livebaseballscorecards.com

AB	30
R	3
H	8
RBI	3
BB	2
SO	8
LOB	11

1B: 8 SF: 1
2B: 0 SAC: 1
3B: 0 DP: 0
HR: 0 HBP: 0

WP: 1 PA: 34
PB: 1
SB: 0
CS: 0

Batter	1	2	3	4	5	6	7	8	9	AB	R	H	RBI	BB	SO	LOB
Bert Campaneris, R (1, 6) OBP: 0.326, SLG: 0.344	F5		E1			L3 1B		G4-3-6 1-2f	F7 1-2	5	0	1	0	0	0	2
Ray Webster, L (1, 3) OBP: 0.303, SLG: 0.429	K		F4			L3 1-2		BB 1B		3	0	0	0	1	1	2
Rick Monday, L (1, 8) OBP: 0.352, SLG: 0.469	F5			4-3		HBP		1B 1-3		3	0	1	0	0	0	0
Danny Cater, R (1, 5) OBP: 0.324, SLG: 0.387		F9		1B		5-3		F8		4	0	1	0	0	0	3
Jim Gosger, L (1, 9) OBP: 0.330, SLG: 0.326		BB		F7			4-3		HR 1B	3	1	1	0	1	0	1
Roger Repoz, L (1, 7) OBP: 0.368, SLG: 0.470		F5		F8			K		F8	4	0	0	0	0	1	3
Phil Roof, R (1, 2) OBP: 0.280, SLG: 0.381		F8			5-3		2B		HR 1-H	4	1	2	2	0	0	1
Ted Kubiak, S (1, 4) OBP: 0.269, SLG: 0.261			K		K		5-3		K	3	0	0	0	0	2	1
Joe Nossek, R (9, PH) OBP: 0.194, SLG: 0.250										1	0	0	0	0	1	0
Jim Nash, R (1, 1)			K		K			G4-3-6 1B	WP BB	2	0	0	0	0	2	0
Mike Hershberger, R (8, PH) OBP: 0.344, SLG: 0.373										1	0	1	0	0	0	0
Lew Krausse, R (8, 1)										0	0	0	0	0	0	0
Sal Bando, R (9, PH) OBP: 0.306, SLG: 0.196										0	0	0	0	1	0	0
Inning Stats	R: 0 E: 0 K: 1 S: 5 H: 0 LOB: 0 BB: 0 P: 5	R: 0 E: 0 K: 0 S: 3 H: 0 LOB: 1 BB: 1 P: 7	R: 0 E: 1 K: 2 S: 8 H: 0 LOB: 1 BB: 0 P: 8	R: 0 E: 0 K: 0 S: 4 H: 1 LOB: 1 BB: 0 P: 4	R: 0 E: 0 K: 2 S: 7 H: 0 LOB: 0 BB: 0 P: 7	R: 0 E: 0 K: 0 S: 3 H: 1 LOB: 1 BB: 0 P: 4	R: 0 E: 0 K: 1 S: 6 H: 1 LOB: 1 BB: 0 P: 6	R: 0 E: 0 K: 0 S: 4 H: 2 LOB: 2 BB: 1 P: 8	R: 2 E: 0 K: 1 S: 7 H: 2 LOB: 1 BB: 1 P: 11	1B: 5 2B: 2 3B: 0 HR: 1 SF: 0 SAC: 0 DP: 2 HBP: 1						

PITCHER	IP	WLS	BF	H	R	ER	SO	BB	IBB	HBP	BLK	WP	HR	S	P	ERA	WHIP
Phil Ortega, R (1, 1) ERA: 4.17	8.1	W	34	7	2	2	6	2	0	1	0	0	1	43	52	2.16	1.080
Dave Baldwin, R (9, 1) ERA: 1.42	0.2	S	3	0	0	0	1	1	0	0	0	1	0	4	8	0.00	1.500

PITCHER	IP	WLS	BF	H	R	ER	SO	BB	IBB	HBP	BLK	WP	HR	S	P	ERA	WHIP

TOP

Kansas City Athletics @ Washington Senators

D.C. Stadium, Washington, DC

Tue May 30 1967, 3:33 AM EDT

Unknown

livebaseballscorecards.com

AB	33
R	2
H	7
RBI	2
BB	3
SO	7
LOB	13

WP: 1	PA: 37
PB: 0	
SB: 0	
CS: 0	

Batter	1	2	3	4	5	6	7	8	9	AB	R	H	RBI	BB	SO	LOB
Tim Cullen, R (1, 4) OBP: 0.324, SLG: 0.269	BBBB 4-0 F9 S BB		x 0-0 6-3 ③		x 0-0 F7 ②			x 0-0 SH E HR 1-2		2	1	0	0	1	0	0
Ken McMullen, R (1, 5) OBP: 0.239, SLG: 0.307	x 0-0 F9 ① 1-3			BBBB 4-0 HR BB	SSS 0-3 K ③			x 0-0 F5 ①		3	1	0	0	1	1	3
Fred Valentine, S (1, 8) OBP: 0.355, SLG: 0.333	x 0-0 1-3 ②			x 0-0 F8 ①		x 0-0 F8 ①		x 0-0 FC3 HR 1-2 2-3		4	1	0	0	0	0	4
Frank Howard, R (1, 7) OBP: 0.372, SLG: 0.566	x 0-0 F7 ③			x 0-0 HR 1-H		x 0-0 4-3 ②		x 0-0 HR 1-H 2-H 3-H		4	2	2	6	0	0	1
Cap Peterson, R (1, 9) OBP: 0.357, SLG: 0.364		x 0-0 G5-4-3 1B		x 0-0 1B 1B		SSS 0-3 K ③		x 0-0 6-3 ②		4	0	2	0	0	1	0
Paul Casanova, R (1, 2) OBP: 0.314, SLG: 0.357		x 0-0 G5-4-3 ①② 1-2f		x 0-0 1B 1-2			x 0-0 F6 ①	x 0-0 F8 ③		4	0	1	0	0	0	1
Ken Harrelson, R (1, 3) OBP: 0.284, SLG: 0.308		SSS 0-3 K ③		SSS 0-3 K ②			x 0-0 F9 ②			3	0	0	0	0	2	2
Ed Brinkman, R (1, 6) OBP: 0.253, SLG: 0.258			x 0-0 6-3 ①	SSS 0-3 K ③			x 0-0 F3 ③			3	0	0	0	0	1	2
Phil Ortega, R (1, 1) Dave Baldwin, R (9, 1)			SSS 0-3 K ②		SSS 0-3 K ①			BBBB 4-0 FC3 SH HR BB		2 0	1 0	0 0	0 0	1 0	2 0	0 0
Inning Stats	R: 0 H: 0 E: 0 LOB: 1 K: 0 BB: 1 S: 3 P: 7	R: 0 H: 1 E: 0 LOB: 0 K: 1 BB: 0 S: 5 P: 5	R: 0 H: 0 E: 0 LOB: 0 K: 1 BB: 0 S: 5 P: 5	R: 2 H: 3 E: 0 LOB: 2 K: 2 BB: 1 S: 10 P: 14	R: 0 H: 0 E: 0 LOB: 0 K: 2 BB: 0 S: 7 P: 7	R: 0 H: 0 E: 0 LOB: 0 K: 1 BB: 0 S: 5 P: 5	R: 0 H: 0 E: 0 LOB: 0 K: 0 BB: 0 S: 3 P: 3	R: 4 H: 1 E: 2 LOB: 0 K: 0 BB: 1 S: 6 P: 10		1B: 3 SF: 0 2B: 0 SAC: 1 3B: 0 DP: 1 HR: 2 HBP: 0						

PITCHER		IP	WLS	BF	H	R	ER	SO	BB	IBB	HBP	BLK	WP	HR	S	P	ERA	WHIP
Jim Nash, R ERA: 3.49	(1, 1)	7.0	L	26	4	2	2	7	2	0	0	0	0	1	38	46	2.57	0.857
Lew Krausse, R ERA: 4.45	(8, 1)	1.0		7	1	4	0	0	1	0	0	0	0	1	6	10	0.00	2.000

PITCHER	IP	WLS	BF	H	R	ER	SO	BB	IBB	HBP	BLK	WP	HR	S	P	ERA	WHIP

BOTTOM

Kansas City Athletics @ Washington Senators
D.C. Stadium, Washington, DC
Tue May 30 1967, 3:33 AM EDT
Unknown

livebaseballscorecards.com

AB	29
R	6
H	5
RBI	6
BB	3
SO	7
LOB	13

Batter	1	2	3	4	5	6	7	8	9	10	11	AB	R	H	RBI	BB	SO	LOB
Bert Campaneris, R (1, 6) OBP: 0.328, SLG: 0.345	K		5-3			S SH1-3 1B		3-1 S BLK 1B		F8		5	2	2	0	0	1	0
Rick Monday, L (1, 8) OBP: 0.349, SLG: 0.462	F7		K			SH1-3 1-2		3-1		G3-6-3 1B		4	0	1	0	0	1	1
Mike Hershberger, R (1, 9) OBP: 0.336, SLG: 0.363	5-3		4-3			6-3 2-3		G3		G3-6-3 1-2f		3	0	0	0	0	0	1
Jim Gosger, L (8, PH) OBP: 0.324, SLG: 0.319 (8, 9)												2	0	0	0	0	0	2
Danny Cater, R (1, 3) OBP: 0.326, SLG: 0.383		6-3		6-3		FC6-4 3-H 1B		BLK E BB			F9	4	0	1	1	1	0	0
Sal Bando, R (1, 5) OBP: 0.318, SLG: 0.189		1B BB		6-3		FC6-4 1-2f		1-0 1-3 3-H HBP			F8	2	0	0	0	1	0	1
Lew Krausse, R (8, PR)												0	0	0	0	0	0	0
Dick Green, R (8, 5) OBP: 0.267, SLG: 0.301												1	0	0	0	0	0	0
Ossie Chavarria, R (1, 4) OBP: 0.321, SLG: 0.136		1-2 1B		F7			K	5-3			1-3	2	0	1	0	0	0	0
Roger Repoz, L (7, PH) OBP: 0.364, SLG: 0.463												1	0	0	0	0	1	0
Ted Kubiak, S (7, 4) OBP: 0.250, SLG: 0.240												2	0	0	0	0	0	2
Joe Nossek, R (1, 7) OBP: 0.175, SLG: 0.225		F6			F3		6-3		5-3			4	0	0	0	0	0	2
Phil Roof, R (1, 2) OBP: 0.278, SLG: 0.375		F9			K		1B		F3			4	0	1	0	0	1	2
Catfish Hunter, R (1, 1) OBP: 0.182, SLG: 0.318			HR		K		5-3		K			3	1	1	1	0	1	1
Jack Aker, R (8, 1) OBP: 0.143, SLG: 0.143												1	0	0	0	0	1	0
Inning Stats	R: 0 E: 0 K: 1 S: 5 H: 0 LOB: 0 BB: 0 P: 5	R: 0 E: 0 K: 0 S: 4 H: 1 LOB: 2 BB: 1 P: 8	R: 1 E: 0 K: 1 S: 6 H: 1 LOB: 0 BB: 0 P: 6	R: 0 E: 0 K: 0 S: 3 H: 0 LOB: 0 BB: 0 P: 3	R: 0 E: 0 K: 2 S: 7 H: 0 LOB: 0 BB: 0 P: 7	R: 1 E: 0 K: 0 S: 5 H: 2 LOB: 1 BB: 0 P: 5	R: 0 E: 0 K: 1 S: 6 H: 1 LOB: 1 BB: 0 P: 6	R: 1 E: 0 K: 0 S: 4 H: 1 LOB: 2 BB: 1 P: 9	R: 0 E: 0 K: 1 S: 5 H: 0 LOB: 0 BB: 0 P: 5	R: 0 E: 0 K: 0 S: 3 H: 1 LOB: 0 BB: 0 P: 3	R: 0 E: 0 K: 0 S: 3 H: 0 LOB: 0 BB: 0 P: 3	1B: 6 2B: 0 3B: 0 HR: 1	SF: 0 SAC: 1 DP: 1 HBP: 1	WP: 0 PB: 0 SB: 2 CS: 0	PA: 42			

PITCHER		IP	WLS	BF	H	R	ER	SO	BB	IBB	HBP	BLK	WP	HR	S	P	ERA	WHIP
Barry Moore, L ERA: 2.91	(1, 1)	6.0		23	4	2	2	4	1	0	0	0	0	1	30	34	3.00	0.833
Bob Priddy, R ERA: 4.09	(7, 1)	1.1		6	2	1	0	1	0	0	0	0	0	0	8	8	0.00	1.500
Darold Knowles, L ERA: 0.65	(8, 1)	0.1		3	0	0	0	0	1	0	1	1	0	0	1	6	0.00	3.000
Dave Baldwin, R ERA: 1.29	(8, 1)	1.1		4	0	0	0	1	0	0	0	0	0	0	6	6	0.00	0.000
Bob Humphreys, R ERA: 5.61	(10, 1)	2.0	W	6	1	0	0	0	0	0	0	0	0	0	6	6	0.00	0.500

PITCHER	IP	WLS	BF	H	R	ER	SO	BB	IBB	HBP	BLK	WP	HR	S	P	ERA	WHIP

TOP

Kansas City Athletics @ Washington Senators
D.C. Stadium, Washington, DC
Tue May 30 1967, 3:38 AM EDT
Att. 27,908 - Unknown

livebaseballscorecards.com

AB	38
R	3
H	7
RBI	2
BB	2
SO	6
LOB	12

Batter	1	2	3	4	5	6	7	8	9	10	11	AB	R	H	RBI	BB	SO	LOB
Tim Cullen, R (1, 4) OBP: 0.316, SLG: 0.254	BBBB 4-0 BB		x 0-0 ③ F5			x 0-0 ① F7		x 0-0 ② 4-3		x 0-0 ② 6-3		4	0	0	0	1	0	1
Ken McMullen, R (1, 5) OBP: 0.237, SLG: 0.303	SSS 0-3 ① K			x 0-0 ① F3		x 0-0 1B 2-H 1B		SSS 0-3 ③ K		x 0-0 ③ F8		5	0	1	1	0	2	1
Fred Valentine, S (1, 8) OBP: 0.357, SLG: 0.362	x 0-0 ② F2			x 0-0 ② F9		x 0-0 G5-4-3 1-3 1B			x 0-0 HR		x 0-0 ① F5	5	1	2	1	0	0	1
Frank Howard, R (1, 7) OBP: 0.366, SLG: 0.550	x 0-0 ③ F8			BBBB 4-0 BB		x 0-0 ②③ G5-4-3 1-2f			SSS 0-3 ① K		SSS 0-3 ② K	4	0	0	0	1	2	3
Cap Peterson, R (1, 9) OBP: 0.359, SLG: 0.391		x 0-0 ① F7		x 0-0 ③ F8			x 0-0 ① F5		BBBB 4-0 BB		x 0-0 HR	4	1	1	1	1	0	1
Ken Harrelson, R (1, 3) OBP: 0.273, SLG: 0.294 Dave Baldwin, R (8, 1) Jim King, L (9, PH) OBP: 0.337, SLG: 0.333 (10, 2)	SSS 0-3 ② K		x 0-0 ① 6-3				x 0-0 ② F9		BBBB 4-0 1-2 BB			3 0 0	0 0 0	0 0 0	0 0 0	0 0 1	1 0 0	0 0 0
Doug Camilli, R (1, 2) OBP: 0.212, SLG: 0.281 Paul Casanova, R (9, PH) OBP: 0.311, SLG: 0.354 Bob Humphreys, R (10, 1) OBP: 1.000, SLG: 1.000	SSS 0-3 ③ K		x 0-0 ② F3				x 0-0 ③ F3		SSS 0-3 ② K			3 1 0	0 0 0	0 0 0	0 0 0	1 1 0	0 2 0	0 2 0
Ed Brinkman, R (1, 6) OBP: 0.247, SLG: 0.250			x 0-0 ① F7			x 0-0 ③ F7		x 0-0 ① F5	x 0-0 ③ 4-3			4	0	0	0	0	0	2
Barry Moore, L (1, 1) OBP: 0.308, SLG: 0.364 Bob Saverine, S (6, PH) OBP: 0.317, SLG: 0.317 Bob Priddy, R (7, 1) OBP: 0.250, SLG: 0.250 Darold Knowles, L (8, 1) Dick Nen, L (8, 3) OBP: 0.279, SLG: 0.345			x 0-0 ② 3-1			x 0-0 1B 2B		x 0-0 HR		x 0-0 ① 3-1		1 1 0 0 2	0 1 0 0 1	0 1 0 0 1	0 0 0 0 1	0 0 0 0 0	0 0 0 0 0	0 0 0 0 0
Inning Stats	R: 0 H: 0 E: 0 LOB: 1 K: 1 BB: 1 S: 5 P: 9	R: 0 H: 0 E: 0 LOB: 0 K: 2 BB: 0 S: 7 P: 7	R: 0 H: 0 E: 0 LOB: 0 K: 0 BB: 0 S: 3 P: 3	R: 0 H: 0 E: 0 LOB: 1 K: 0 BB: 1 S: 3 P: 7	R: 0 H: 0 E: 0 LOB: 0 K: 0 BB: 0 S: 3 P: 3	R: 1 H: 3 E: 0 LOB: 1 K: 0 BB: 0 S: 5 P: 5	R: 0 H: 0 E: 0 LOB: 0 K: 0 BB: 0 S: 3 P: 3	R: 1 H: 1 E: 0 LOB: 0 K: 1 BB: 0 S: 6 P: 6	R: 1 H: 1 E: 0 LOB: 2 K: 2 BB: 2 S: 8 P: 16	R: 0 H: 0 E: 0 LOB: 0 K: 0 BB: 0 S: 3 P: 3	R: 1 H: 1 E: 0 LOB: 0 K: 1 BB: 0 S: 5 P: 5	1B: 2 SF: 0 2B: 1 SAC: 0 3B: 0 DP: 1 HR: 3 HBP: 0						

PITCHER		IP	WLS	BF	H	R	ER	SO	BB	IBB	HBP	BLK	WP	HR	S	P	ERA	WHIP
Catfish Hunter, R ERA: 3.17	(1, 1)	7.1		27	4	2	2	3	2	0	0	0	0	1	31	39	2.46	0.818
Jack Aker, R ERA: 3.94	(8, 1)	3.1	L	14	2	2	2	4	2	0	0	0	0	2	20	28	5.40	1.200

PITCHER	IP	WLS	BF	H	R	ER	SO	BB	IBB	HBP	BLK	WP	HR	S	P	ERA	WHIP

BOTTOM

Kansas City Athletics @ Washington Senators

D.C. Stadium, Washington, DC

Tue May 30 1967, 3:38 AM EDT

Att. 27,908 - Unknown

livebaseballscorecards.com

AB	37
R	4
H	6
RBI	4
BB	4
SO	7
LOB	11

WP: 0 PA: 41
PB: 0
SB: 0
CS: 0

California Angels @ Washington Senators

D.C. Stadium, Washington, DC

Wed May 31 1967, 7:05 PM EDT

Att. 5,324 - Unknown

livebaseballscorecards.com

Batter	1	2	3	4	5	6	7	8	9	AB	R	H	RBI	BB	SO	LOB
Jose Cardenal, R (1, 7) OBP: 0.242, SLG: 0.261	0-3 K		0-0 5-3		0-0 1B		0-0 3-1 1B		0-0 FC6-4 1-2f	5	0	2	0	0	1	1
Jay Johnstone, L (1, 8) OBP: 0.230, SLG: 0.265	0-0 F6		0-0 CS 1B		0-3 K		0-0 3-1 1-2			4	0	1	0	0	1	2
Jim Fregosi, R (1, 6) OBP: 0.327, SLG: 0.426	0-0 E6 S 1B		0-0 CS 1-2	0-0 F7	0-0 F6		0-0 4-3			4	1	0	0	0	0	2
Don Mincher, L (1, 3) OBP: 0.435, SLG: 0.640	0-0 WP 1-H 1B			0-0 1B 1B 1B		0-3 K		0-0 G4-6-3 1B		4	1	3	1	0	1	0
Jimmie Hall, L (1, 9) OBP: 0.301, SLG: 0.414	0-3 K 1-2			0-0 F7		0-0 PB BB 4-3 1B		0-0 G4-6-3 1-2f		4	1	1	0	0	1	3
Tom Satriano, L (1, 5) OBP: 0.378, SLG: 0.359		0-0 F5		0-0 1B 1-3 1B		4-0 4-3 PB 1-2 BB		0-0 4-3		3	0	1	0	1	0	0
Buck Rodgers, S (1, 2) OBP: 0.257, SLG: 0.213		0-3 K		0-0 1-3 3-H 1B		0-0 4-3 1-3 2-H			0-3 K	4	0	1	2	0	2	1
Bobby Knoop, R (1, 4) OBP: 0.270, SLG: 0.320		0-0 5-3		0-3 K		0-0 6-3			0-0 FC6-4 1B	3	0	0	0	0	1	3
Bill Skowron, R (9, PH) OBP: 0.200, SLG: 0.286										1	0	1	0	0	0	0
Nick Willhite, L (1, 1)			0-0 4-3		0-0 F7		0-0 6-3		0-3 K	1	0	0	0	0	0	0
Lew Burdette, R (3, 1)										0	0	0	0	0	0	0
Don Wallace, L (5, PH)										1	0	0	0	0	0	0
Pete Cimino, R (5, 1)										0	0	0	0	0	0	0
Johnny Werhas, R (7, PH) OBP: 0.206, SLG: 0.069										1	0	0	0	0	0	0
Bill Kelso, R (7, 1)										0	0	0	0	0	0	0
Rick Reichardt, R (9, PH) OBP: 0.343, SLG: 0.379										1	0	0	0	0	1	1

Inning Stats	1	2	3	4	5	6	7	8	9	AB	R	H	RBI	BB	SO	LOB
	R: 1 E: 1 K: 2 S: 9	H: 1 LOB: 1 BB: 0 P: 9	R: 0 E: 0 K: 1 S: 5	H: 0 LOB: 0 BB: 0 P: 5	R: 0 E: 0 K: 0 S: 3	H: 1 LOB: 0 BB: 0 P: 3	R: 1 E: 0 K: 1 S: 8	H: 3 LOB: 2 BB: 0 P: 8	R: 0 E: 0 K: 1 S: 6	H: 1 LOB: 1 BB: 0 P: 6	R: 1 E: 0 K: 1 S: 6	H: 1 LOB: 1 BB: 1 P: 10	R: 0 E: 0 K: 0 S: 4	H: 1 LOB: 1 BB: 0 P: 4	R: 0 E: 0 K: 0 S: 3	H: 1 LOB: 0 BB: 0 P: 3	R: 0 E: 0 K: 2 S: 8	H: 1 LOB: 1 BB: 0 P: 8

1B: 10	SF: 0
2B: 0	SAC: 0
3B: 0	DP: 1
HR: 0	HBP: 0

WP: 1 PA: 38
PB: 1
SB: 1
CS: 1

PITCHER	IP	WLS	BF	H	R	ER	SO	BB	IBB	HBP	BLK	WP	HR	S	P	ERA	WHIP
Joe Coleman, R (1, 1) ERA: 4.93	9.0	W	37	10	3	1	8	1	0	0	0	1	0	52	56	1.00	1.222

PITCHER	IP	WLS	BF	H	R	ER	SO	BB	IBB	HBP	BLK	WP	HR	S	P	ERA	WHIP

Batter	1	2	3	4	5	6	7	8	9	AB	R	H	RBI	BB	SO	LOB
Tim Cullen, R (1, 4) OBP: 0.313, SLG: 0.253	F7		HR, BLK, 1B	5-3			K			4	1	1	0	0	1	1
Ken McMullen, R (1, 5) OBP: 0.238, SLG: 0.324	F8		1-H, HR		4-3		K, 1-2			4	1	1	2	0	1	1
Hank Allen, R (1, 8) OBP: 0.291, SLG: 0.385	5-3		BB, HR, 1B		K			2B, 1B		4	2	2	0	0	1	0
Frank Howard, R (1, 7) OBP: 0.364, SLG: 0.538 Fred Valentine, S (9, 7) OBP: 0.357, SLG: 0.362		K	BBB, 1-2, HR, BB		K			K		3 0	1 0	0 0	0 0	1 0	3 0	1 0
Cap Peterson, R (1, 9) OBP: 0.364, SLG: 0.421		BBBB, 4-3, BB	1-H, 2-H, HR			F4		F6		3	1	1	3	1	0	1
Paul Casanova, R (1, 2) OBP: 0.317, SLG: 0.368		4-3, 1-2	1B			F7		BLK, 1-H, 2B		4	0	2	1	0	0	1
Ken Harrelson, R (1, 3) OBP: 0.259, SLG: 0.278		F8	1-6-3			G3		6-3, 2-3		4	0	0	0	0	0	3
Ed Brinkman, R (1, 6) OBP: 0.242, SLG: 0.245			F8	F8			5-3			3	0	0	0	0	0	0
Joe Coleman, R (1, 1) OBP: 0.188, SLG: 0.143			K	1-3			BBBB, WP, BB			2	0	0	0	1	1	0
Inning Stats	R: 0 E: 0 K: 0 S: 3 H: 0 LOB: 0 BB: 0 P: 3	R: 0 E: 0 K: 1 S: 5 H: 0 LOB: 1 BB: 1 P: 9	R: 5 E: 0 K: 1 S: 10 H: 5 LOB: 1 BB: 1 P: 14	R: 0 E: 0 K: 0 S: 3 H: 0 LOB: 0 BB: 0 P: 3	R: 0 E: 0 K: 2 S: 7 H: 0 LOB: 0 BB: 0 P: 7	R: 0 E: 0 K: 0 S: 3 H: 0 LOB: 0 BB: 0 P: 3	R: 0 E: 0 K: 2 S: 7 H: 0 LOB: 1 BB: 1 P: 11	R: 1 E: 0 K: 1 S: 7 H: 2 LOB: 1 BB: 0 P: 7		1B: 4 2B: 1 3B: 0 HR: 2 SF: 0 SAC: 0 DP: 0 HBP: 0						

PITCHER		IP	WLS	BF	H	R	ER	SO	BB	IBB	HBP	BLK	WP	HR	S	P	ERA	WHIP
Nick Willhite, L ERA: 4.33	(1, 1)	2.2	L	15	5	5	5	2	2	0	0	1	0	2	17	25	16.88	2.625
Lew Burdette, R ERA: 2.63	(3, 1)	1.1		4	0	0	0	0	0	0	0	0	0	0	4	4	0.00	0.000
Pete Cimino, R ERA: 2.57	(5, 1)	2.0		6	0	0	0	2	0	0	0	0	0	0	10	10	0.00	0.000
Bill Kelso, R ERA: 2.28	(7, 1)	2.0		9	2	1	1	3	1	0	0	1	1	0	14	18	4.50	1.500

PITCHER	IP	WLS	BF	H	R	ER	SO	BB	IBB	HBP	BLK	WP	HR	S	P	ERA	WHIP

BOTTOM

California Angels @ Washington Senators

D.C. Stadium, Washington, DC

Wed May 31 1967, 7:05 PM EDT

Att. 5,324 - Unknown

livebaseballscorecards.com

AB	31
R	6
H	7
RBI	6
BB	3
SO	7
LOB	8

PA: 34

California Angels @ Washington Senators

D.C. Stadium, Washington, DC

Thu Jun 01 1967, 7:05 PM EDT

Att. 6,411 - Unknown

TOP

livebaseballscorecards.com

Batter	1	2	3	4	5	6	7	8	9	AB	R	H	RBI	BB	SO	LOB
Jose Cardenal, R (1, 7) OBP: 0.242, SLG: 0.268	F6		K			F8 CS 2B			F4	4	0	1	0	0	1	0
Jay Johnstone, L (1, 8) OBP: 0.231, SLG: 0.264	WP 1B		1-3			F8 2-3			5-3	4	0	1	0	0	0	1
Jim Fregosi, R (1, 6) OBP: 0.325, SLG: 0.422	F9 1-2			1-3		CS 3-H	CS 1B		6-3	4	0	1	0	0	0	1
Don Mincher, L (1, 3) OBP: 0.427, SLG: 0.626	F8			K			F8 1-2			3	0	0	0	0	1	2
Jimmie Hall, L (1, 9) OBP: 0.294, SLG: 0.404		F4		3-1			F4			3	0	0	0	0	0	0
Tom Satriano, L (1, 5) OBP: 0.377, SLG: 0.348		G3 BB			F6			G3		2	0	0	0	1	0	0
Buck Rodgers, S (1, 2) OBP: 0.250, SLG: 0.206		G3 1-2			F9			F8		3	0	0	0	0	0	1
Don Wallace, L (1, 4)		K			4-3			1B		2	0	0	0	0	1	1
Bill Skowron, R (8, PH) OBP: 0.222, SLG: 0.306										1	0	1	0	0	0	0
Paul Schaal, R (8, PR) OBP: 0.257, SLG: 0.236										0	0	0	0	0	0	0
Bobby Knoop, R (8, 4) OBP: 0.270, SLG: 0.320										0	0	0	0	0	0	0
Rickey Clark, R (1, 1)			K			K		K		2	0	0	0	0	2	0
Rick Reichardt, R (8, PH) OBP: 0.341, SLG: 0.377										1	0	0	0	0	1	1
Bill Kelso, R (8, 1)										0	0	0	0	0	0	0

	AB	29
	R	0
	H	4
	RBI	0
	BB	1
	SO	6
	LOB	7

Inning Stats										
	R: 0 E: 0 K: 0 S: 4	H: 1 LOB: 1 BB: 0 P: 4	R: 0 E: 0 K: 1 S: 5	H: 0 LOB: 1 BB: 1 P: 9	R: 0 E: 0 K: 2 S: 7	H: 0 LOB: 0 BB: 0 P: 7	R: 0 E: 0 K: 1 S: 5	H: 0 LOB: 0 BB: 0 P: 5	R: 0 E: 0 K: 0 S: 3	H: 0 LOB: 0 BB: 0 P: 3
	R: 0 E: 0 K: 0 S: 3	H: 0 LOB: 0 BB: 0 P: 3	R: 0 E: 0 K: 1 S: 5	H: 1 LOB: 0 BB: 0 P: 5	R: 0 E: 0 K: 1 S: 6	H: 1 LOB: 1 BB: 0 P: 6	R: 0 E: 0 K: 0 S: 3	H: 0 LOB: 0 BB: 0 P: 3		

	1B: 3	SF: 0	WP: 1	PA: 31
	2B: 1	SAC: 0	PB: 0	
	3B: 0	DP: 0	SB: 0	
	HR: 0	HBP: 0	CS: 2	

PITCHER	IP	WLS	BF	H	R	ER	SO	BB	IBB	HBP	BLK	WP	HR	S	P	ERA	WHIP
Camilo Pascual, R (1, 1) ERA: 2.66	9.0	W	30	4	0	0	6	1	0	0	0	1	0	41	45	0.00	0.556

PITCHER	IP	WLS	BF	H	R	ER	SO	BB	IBB	HBP	BLK	WP	HR	S	P	ERA	WHIP

BOTTOM

California Angels @ Washington Senators

D.C. Stadium, Washington, DC

Thu Jun 01 1967, 7:05 PM EDT

Att. 6,411 - Unknown

livebaseballscorecards.com

Batter	1	2	3	4	5	6	7	8	9	AB	R	H	RBI	BB	SO	LOB
Bob Saverine, S (1, 4) OBP: 0.328, SLG: 0.328	5-3		6-3, 2-H, 1B		L6		WP, S, 1B			4	0	2	1	0	0	1
Tim Cullen, R (8, 4) OBP: 0.313, SLG: 0.253										0	0	0	0	0	0	0
Ken McMullen, R (1, 5) OBP: 0.252, SLG: 0.326	BBBB, FC6-4, BB		6-3, 1-2		1-3, 1-2, 1B		BB, 1-3			2	0	1	0	2	0	1
Fred Valentine, S (1, 8) OBP: 0.354, SLG: 0.353	F8		1-3		1-3, 1-2, 2-3		BB, 1-2			3	0	0	0	1	0	4
Frank Howard, R (1, 7) OBP: 0.361, SLG: 0.527	FC6-4, 1-2f			BBBB, G6-4-3, BB	5-3		F7			3	0	0	0	1	0	6
Hank Allen, R (8, 7) OBP: 0.291, SLG: 0.385										0	0	0	0	0	0	0
Cap Peterson, R (1, 9) OBP: 0.351, SLG: 0.404		F8		G6-4-3, 1-2f		F7		F8		4	0	0	0	0	0	1
Dick Nen, L (1, 3) OBP: 0.277, SLG: 0.328		3-1		BBBB, 1B, BB		4-3		F9		3	0	0	0	1	0	0
Paul Casanova, R (1, 2) OBP: 0.315, SLG: 0.364		F7		1-2, 1B		F4		SSS, K		4	0	1	0	0	1	0
Ed Brinkman, R (1, 6) OBP: 0.244, SLG: 0.246			SH1-4, 1B, 1B	SSS, K			6-3			3	1	1	0	0	1	2
Camilo Pascual, R (1, 1) OBP: 0.211, SLG: 0.167			SH1-4, 1-2	BBBB, 1-3, 1B, BB			6-3			1	0	0	0	1	0	0
Inning Stats	R: 0 E: 0 K: 0 S: 3 H: 0 LOB: 1 BB: 1 P: 7	R: 0 E: 0 K: 0 S: 3 H: 0 LOB: 0 BB: 0 P: 3	R: 1 E: 0 K: 0 S: 5 H: 2 LOB: 1 BB: 0 P: 5	R: 0 E: 0 K: 1 S: 5 H: 1 LOB: 2 BB: 2 P: 13	R: 0 E: 0 K: 0 S: 4 H: 1 LOB: 2 BB: 1 P: 8	R: 0 E: 0 K: 0 S: 3 H: 0 LOB: 0 BB: 0 P: 3	R: 0 E: 0 K: 0 S: 4 H: 1 LOB: 3 BB: 2 P: 12	R: 0 E: 0 K: 1 S: 5 H: 0 LOB: 0 BB: 0 P: 5		1B: 5 2B: 0 3B: 0 HR: 0	SF: 0 SAC: 1 DP: 1 HBP: 0			WP: 1 PB: 0 SB: 1 CS: 0	PA: 34		

	AB	27
	R	1
	H	5
	RBI	1
	BB	6
	SO	2
	LOB	15

PITCHER		IP	WLS	BF	H	R	ER	SO	BB	IBB	HBP	BLK	WP	HR	S	P	ERA	WHIP
Rickey Clark, R ERA: 2.12	(1, 1)	7.0	L	31	5	1	1	1	6	0	0	0	1	0	27	51	1.29	1.571
Bill Kelso, R ERA: 2.19	(8, 1)	1.0		3	0	0	0	1	0	0	0	0	0	0	5	5	0.00	0.000

PITCHER	IP	WLS	BF	H	R	ER	SO	BB	IBB	HBP	BLK	WP	HR	S	P	ERA	WHIP

Batter	1	2	3	4	5	6	7	8	9	AB	R	H	RBI	BB	SO	LOB
Bob Saverine, S (1, 4) (6, 6) OBP: 0.319, SLG: 0.309	F7		FC6 1-2f		F7		BB		G6-3 1-2f	4	0	0	0	1	0	3
Ken McMullen, R (1, 5) OBP: 0.257, SLG: 0.331	CS 2B		F9		FC6-4 1-2f		BB 1-2		L5	4	0	1	0	1	0	2
Fred Valentine, S (1, 8) OBP: 0.358, SLG: 0.352	BB		G3			5-3 1B	4-3			3	0	1	0	1	0	3
Frank Howard, R (1, 7) OBP: 0.355, SLG: 0.517	K 2-3			K		5-3 1-2		F7		3	0	0	0	0	2	3
Hank Allen, R (6, 7) OBP: 0.286, SLG: 0.377										1	0	0	0	0	0	0
Cap Peterson, R (1, 9) OBP: 0.357, SLG: 0.402		BB FC6		F8		K		E 1B		3	0	1	0	1	1	1
Dick Nen, L (1, 3) OBP: 0.290, SLG: 0.328		F7		FC5-4 1B		BB FC6-4		E3 1-2		3	0	1	0	1	0	2
Paul Casanova, R (1, 2) OBP: 0.306, SLG: 0.352		FC6 1-2f		FC5-4 1-2f		FC6-4 1-2f		K		4	0	0	0	0	1	6
Ed Brinkman, R (1, 6) OBP: 0.247, SLG: 0.250		K			FC6-4 1B		4-3	F8		2	0	1	0	0	1	1
Bernie Allen, L (6, 4) OBP: 0.205, SLG: 0.184										2	0	0	0	0	0	2
Darold Knowles, L (1, 1) Bob Priddy, R (2, 1) OBP: 0.400, SLG: 0.250 Bob Humphreys, R (4, 1) OBP: 0.667, SLG: 0.500 Ken Harrelson, R (7, PH) OBP: 0.256, SLG: 0.274 Dick Lines, R (7, 1) Jim King, L (9, PH) OBP: 0.343, SLG: 0.333			BB FC6		FC6-4 1-2f FC6-4		6-3		BB G6-3	0	0	0	0	0	0	0
										0	0	0	0	1	0	0
										1	0	0	0	0	0	1
										1	0	0	0	0	0	0
										0	0	0	0	0	0	0
										0	0	0	0	1	0	0
Inning Stats	R: 0 E: 0 K: 1 S: 5 H: 1 LOB: 2 BB: 1 P: 9	R: 0 E: 1 K: 1 S: 5 H: 0 LOB: 1 BB: 1 P: 9	R: 0 E: 1 K: 0 S: 3 H: 0 LOB: 1 BB: 1 P: 7	R: 0 E: 0 K: 1 S: 6 H: 1 LOB: 1 BB: 0 P: 6	R: 0 E: 0 K: 0 S: 4 H: 1 LOB: 1 BB: 0 P: 4	R: 0 E: 0 K: 1 S: 6 H: 1 LOB: 2 BB: 1 P: 10	R: 0 E: 0 K: 0 S: 3 H: 0 LOB: 2 BB: 2 P: 11	R: 0 E: 1 K: 1 S: 7 H: 1 LOB: 2 BB: 0 P: 7	R: 0 E: 0 K: 0 S: 2 H: 0 LOB: 0 BB: 1 P: 6	1B: 4 2B: 2 3B: 0 HR: 0	SF: 0 SAC: 0 DP: 2 HBP: 0					

PITCHER	IP	WLS	BF	H	R	ER	SO	BB	IBB	HBP	BLK	WP	HR	S	P	ERA	WHIP
Tom Phoebus, R (1, 1) ERA: 2.8	9.0	W	38	5	0	0	5	7	0	0	0	0	0	41	69	0.00	1.333

PITCHER	IP	WLS	BF	H	R	ER	SO	BB	IBB	HBP	BLK	WP	HR	S	P	ERA	WHIP

Washington Senators @ Baltimore Orioles

Memorial Stadium, Baltimore, MD

Fri Jun 02 1967, 7:05 PM EDT

Att. 19,838 - Unknown

TOP

livebaseballscorecards.com

AB	31
R	0
H	5
RBI	0
BB	7
SO	5
LOB	24

1B: 4 SF: 0
2B: 2 SAC: 0
3B: 0 DP: 2
HR: 0 HBP: 0

WP: 0 PA: 38
PB: 0
SB: 0
CS: 1

Batter	1	2	3	4	5	6	7	8	9	AB	R	H	RBI	BB	SO	LOB
Luis Aparicio, R (1, 6) OBP: 0.284, SLG: 0.314	6-3	1B, 1B 1-2 2-H		BB, BB, BB BBB 1B	1B, FC5-2 BB	K SSS				3	1	2	1	0	0	0
Mark Belanger, R (4, PR) (5, 6) OBP: 0.263, SLG: 0.444										1	1	0	0	1	1	2
Boog Powell, L (1, 3) OBP: 0.348, SLG: 0.378	6-3	1B, HR 1-3 2-H		F8	FC5-2, 2B 1-3		4-3			5	2	2	1	0	0	1
Paul Blair, R (1, 8) OBP: 0.305, SLG: 0.381	2B	HR 1-2 3-H		BB, BB BBB 1-2	FC5-2, 2B 1-2 3-H		5-3			4	2	2	1	1	0	2
Frank Robinson, R (1, 9) OBP: 0.441, SLG: 0.736	F7	HR 1-H 2-H		BB BBBB 1-2 2-3	2B 1-H 2-H		F7			4	1	2	5	1	0	1
Brooks Robinson, R (1, 5) OBP: 0.314, SLG: 0.376	1B, 2B F6			BB BBBB 1-2 2-3 3-H	F9			4-3		3	1	1	1	1	0	1
Woodie Held, R (6, 5) OBP: 0.289, SLG: 0.316										1	0	0	0	0	0	0
Sam Bowens, R (1, 7) OBP: 0.276, SLG: 0.346	BLK, 1B 2-H K			K SSS		F8		L1 1B, K		5	1	1	1	0	2	3
Davey Johnson, R (1, 4) OBP: 0.331, SLG: 0.362		FC1-5, 1B 1-2 BB		F8 K		1B BB		1-3 1B		3	0	1	0	2	1	3
Andy Etchebarren, R (1, 2) OBP: 0.302, SLG: 0.432		FC1-5 1B 1-2 2-H	1-3		HR	F7		K SSS 3-H		5	2	2	2	0	1	3
Tom Phoebus, R (1, 1) OBP: 0.182, SLG: 0.053		FC1-5 1B 1-2 2-3f	K SSS		K SSS	1B 1-2				4	1	1	0	0	2	2
Inning Stats	R: 0 E: 0 K: 0 S: 4 H: 1 LOB: 1 BB: 0 P: 4	R: 8 E: 0 K: 1 S: 12 H: 7 LOB: 0 BB: 1 P: 16	R: 0 E: 0 K: 1 S: 5 H: 0 LOB: 0 BB: 0 P: 5	R: 1 E: 0 K: 2 S: 8 H: 1 LOB: 3 BB: 3 P: 20	R: 3 E: 0 K: 1 S: 8 H: 3 LOB: 1 BB: 1 P: 12	R: 0 E: 0 K: 1 S: 6 H: 1 LOB: 2 BB: 1 P: 10	R: 0 E: 0 K: 0 S: 3 H: 0 LOB: 0 BB: 0 P: 3	R: 0 E: 1 K: 1 S: 6 H: 1 LOB: 1 BB: 0 P: 6		1B: 9 2B: 3 3B: 0 HR: 2 SF: 0 SAC: 0 DP: 0 HBP: 0					

PITCHER		IP	WLS	BF	H	R	ER	SO	BB	IBB	HBP	BLK	WP	HR	S	P	ERA	WHIP
Darold Knowles, L ERA: 2.48	(1, 1)	1.1	L	11	6	6	6	0	1	0	0	1	0	0	10	14	40.50	5.250
Bob Priddy, R ERA: 4.88	(2, 1)	2.0		12	3	3	3	2	3	0	0	0	0	1	13	25	13.50	3.000
Bob Humphreys, R ERA: 6.04	(4, 1)	2.2		14	4	3	3	4	2	0	0	0	0	1	20	28	10.12	2.250
Dick Lines, L ERA: 4.74	(7, 1)	2.0		7	1	0	0	1	0	0	0	0	0	0	9	9	0.00	0.500

PITCHER	IP	WLS	BF	H	R	ER	SO	BB	IBB	HBP	BLK	WP	HR	S	P	ERA	WHIP

BOTTOM

Washington Senators @ Baltimore Orioles

Memorial Stadium, Baltimore, MD

Fri Jun 02 1967, 7:05 PM EDT

Att. 19,838 - Unknown

livebaseballscorecards.com

AB	38
R	12
H	14
RBI	12
BB	6
SO	7
LOB	18

Batter	1	2	3	4	5	6	7	8	9	10	11	AB	R	H	RBI	BB	SO	LOB
Tim Cullen, R (1, 4) OBP: 0.307, SLG: 0.241	BBBB 4-0 FC4-6 BB		x 0-0 ② F6		x 0-0 ③ F7			x 0-0 ② F5		x 0-0 ② F6		4	0	0	0	1	0	3
Ken McMullen, R (1, 5) OBP: 0.255, SLG: 0.327	SSS 0-3 ① K		x 0-0 ③ 5-3			x 0-0 ① F5		x 0-0 ③ 1B		x 0-0 ③ F8		5	0	1	0	0	1	3
Hank Allen, R (1, 8) OBP: 0.262, SLG: 0.345	x 0-0 ② FC4-6 1-2f			SSS 0-3 ① K		SSS 0-3 ② K			x 0-0 ① 6-3		SSS 0-3 ① K	5	0	0	0	0	3	1
Frank Howard, R (1, 7) OBP: 0.352, SLG: 0.507 Fred Valentine, S (9, 7) OBP: 0.355, SLG: 0.350	x 0-0 ③ F7			x 0-0 ② F6		BBBB 4-0 BB			x 0-0 ② 5-3		x 0-0 ② 4-3	3 1	0 0	0 0	0 0	1 0	0 0	1 0
Cap Peterson, R (1, 9) OBP: 0.350, SLG: 0.393		SSS 0-3 ① K		SSS 0-3 ③ K		x 0-0 ③ 5-3			x 0-0 1B		SSS 0-3 ③ K	5	0	1	0	0	3	1
Paul Casanova, R (1, 2) OBP: 0.304, SLG: 0.372		x 0-0 ② F8			x 0-0 HR		x 0-0 ① F4		x 0-0 ③ F7			4	1	1	1	0	0	1
Ken Harrelson, R (1, 3) OBP: 0.267, SLG: 0.325		x 0-0 HR			x 0-0 1B		x 0-0 ② F8			SSS 0-3 ① K		4	1	2	1	0	1	0
Ed Brinkman, R (1, 6) OBP: 0.247, SLG: 0.250		x 0-0 ③ F4			x 0-0 ① F8		x 0-0 ③ F8			x 0-0 1B 1B		4	0	1	0	0	0	1
Barry Moore, L (1, 1) OBP: 0.250, SLG: 0.286 Dave Baldwin, R (8, 1) Jim King, L (10, PH) OBP: 0.350, SLG: 0.341 Darold Knowles, L (10, 1) Bob Priddy, R (11, 1) OBP: 0.400, SLG: 0.250			SSS 0-3 ① K		x 0-0 ② F1			x 0-0 ① F9		x 0-0 1-2 1B		3 0 1 0 0	0 0 0 0 0	0 0 1 0 0	0 0 0 0 0	1 0 0 0 0	1 0 0 0 0	1 0 0 0 0
Inning Stats	R: 0 E: 0 K: 1 S: 5 H: 0 LOB: 1 BB: 1 P: 9	R: 1 E: 0 K: 1 S: 6 H: 1 LOB: 0 BB: 0 P: 6	R: 0 E: 0 K: 1 S: 5 H: 0 LOB: 0 BB: 0 P: 5	R: 0 E: 0 K: 2 S: 7 H: 0 LOB: 0 BB: 0 P: 7	R: 1 E: 0 K: 0 S: 5 H: 2 LOB: 1 BB: 0 P: 5	R: 0 E: 0 K: 1 S: 5 H: 0 LOB: 1 BB: 1 P: 9	R: 0 E: 0 K: 0 S: 3 H: 0 LOB: 0 BB: 0 P: 3	R: 0 E: 0 K: 0 S: 3 H: 1 LOB: 1 BB: 0 P: 3	R: 0 E: 0 K: 0 S: 4 H: 1 LOB: 1 BB: 0 P: 4	R: 0 E: 0 K: 1 S: 7 H: 2 LOB: 2 BB: 0 P: 7	R: 0 E: 0 K: 2 S: 7 H: 0 LOB: 0 BB: 0 P: 7	1B: 5 2B: 0 3B: 0 HR: 2	SF: 0 SAC: 0 DP: 0 HBP: 0			WP: 0 PB: 0 SB: 0 CS: 0	PA: 41		

PITCHER		IP	WLS	BF	H	R	ER	SO	BB	IBB	HBP	BLK	WP	HR	S	P	ERA	WHIP
Pete Richert, L ERA: 4.33	(1, 1)	8.0		29	4	2	2	6	2	0	0	0	0	2	39	47	2.25	0.750
Stu Miller, R ERA: 2.49	(9, 1)	2.0		9	3	0	0	1	0	0	0	0	0	0	11	11	0.00	1.500
Moe Drabowsky, R ERA: 0.61	(11, 1)	1.0	W	3	0	0	0	2	0	0	0	0	0	0	7	7	0.00	0.000

PITCHER	IP	WLS	BF	H	R	ER	SO	BB	IBB	HBP	BLK	WP	HR	S	P	ERA	WHIP

TOP

Washington Senators @ Baltimore Orioles

Memorial Stadium, Baltimore, MD

Sat Jun 03 1967, 7:05 PM EDT
Att. 20,364 - Unknown

livebaseballscorecards.com

AB	39
R	2
H	7
RBI	2
BB	2
SO	9
LOB	12

Batter	1	2	3	4	5	6	7	8	9	10	11	AB	R	H	RBI	BB	SO	LOB
Luis Aparicio, R (1, 6) OBP: 0.291, SLG: 0.313	0-0 E S 1B 1B	4-0 1B BB		0-0 F9 ②		0-0 G3 ③		0-0 F3 ③			4-0 1B S IBB	4	1	1	0	2	0	3
Boog Powell, L (1, 3) OBP: 0.348, SLG: 0.376	0-3 K ① 1-3	0-0 1-3 3-H 1B		0-0 WP 1B			0-0 F9 ①		0-0 F7 ①		0-3 K ② 1-2	6	0	2	1	0	2	4
Paul Blair, R (1, 8) OBP: 0.306, SLG: 0.379	0-0 6-3 ②	0-3 K ③		0-0 5-3 ③ 1-2			0-3 K ②		0-0 G4-3 1B		0-0 2-3 3-H 1B	6	0	2	1	0	2	4
Frank Robinson, R (1, 9) OBP: 0.445, SLG: 0.730	0-0 1B 3-H 1B		4-0 BB BB		0-3 K ①		0-0 1B		0-0 G4-3 ② ③ 1-2f			4	0	2	1	1	1	1
Brooks Robinson, R (1, 5) OBP: 0.311, SLG: 0.370	0-0 1-2 1B		0-3 K ①		0-3 K ②		0-0 F8 ③			0-0 4-3 ①		5	0	1	0	0	2	2
Sam Bowens, R (1, 7) OBP: 0.273, SLG: 0.310	0-3 K ③		4-0 1-2 BB		0-3 K ③			0-0 4-3 ①		0-0 6-3 ②		3	0	0	0	1	2	2
Stu Miller, R (9, 1)												0	0	0	0	0	0	0
Curt Blefary, L (10, PH) OBP: 0.373, SLG: 0.411												1	0	0	0	0	0	0
Moe Drabowsky, R (11, 1) OBP: 0.571, SLG: 0.500												0	0	0	0	0	0	0
Davey Johnson, R (1, 4) OBP: 0.341, SLG: 0.392		0-0 1B 3B	0-0 F6 ②			4-0 G6-4-3 BB		0-0 2B		0-0 F9 ③		4	1	2	0	1	0	2
Andy Etchebarren, R (1, 2) OBP: 0.297, SLG: 0.413	0-0 5-3 ①	0-0 F3				0-0 G6-4-3 ① ② 1-2f		4-0 BB			0-0 E1 PB 1B	4	0	0	0	1	0	4
Mark Belanger, R (11, PR) OBP: 0.263, SLG: 0.444												0	1	0	0	0	0	0
Pete Richert, L (1, 1) OBP: 0.100, SLG: 0.100	0-0 L5 ②			0-0 3-1 ①		0-0 1B		0-0 F6 ②			0-0 F8 ① 2-3	3	0	1	0	0	0	1
Russ Snyder, L (8, PH) OBP: 0.398, SLG: 0.536												2	0	0	0	0	0	3
(9, 7)																		
Inning Stats	R: 1 H: 3 E: 0 LOB: 2 K: 2 BB: 0 S: 10 P: 10	R: 1 H: 2 E: 0 LOB: 2 K: 1 BB: 1 S: 7 P: 11	R: 0 H: 0 E: 0 LOB: 2 K: 1 BB: 2 S: 5 P: 13	R: 0 H: 1 E: 0 LOB: 1 K: 0 BB: 0 S: 4 P: 4	R: 0 H: 0 E: 0 LOB: 0 K: 3 BB: 0 S: 9 P: 9	R: 0 H: 1 E: 0 LOB: 1 K: 0 BB: 1 S: 3 P: 7	R: 0 H: 1 E: 0 LOB: 1 K: 1 BB: 0 S: 6 P: 6	R: 0 H: 1 E: 0 LOB: 2 K: 0 BB: 1 S: 4 P: 8	R: 0 H: 1 E: 0 LOB: 0 K: 0 BB: 0 S: 3 P: 3	R: 0 H: 0 E: 0 LOB: 0 K: 0 BB: 0 S: 3 P: 3	R: 1 H: 1 E: 1 LOB: 3 K: 1 BB: 1 S: 6 P: 10	1B: 9 SF: 0 2B: 1 SAC: 0 3B: 1 DP: 2 HR: 0 HBP: 0						

PITCHER		IP	WLS	BF	H	R	ER	SO	BB	IBB	HBP	BLK	WP	HR	S	P	ERA	WHIP
Barry Moore, L ERA: 2.84	(1, 1)	7.1		35	9	2	2	8	5	0	0	0	1	0	46	66	2.46	1.909
Dave Baldwin, R ERA: 1.15	(8, 1)	1.2		5	1	0	0	0	0	0	0	0	0	0	5	5	0.00	0.600
Darold Knowles, L ERA: 2.35	(10, 1)	1.2	L	7	0	1	0	1	0	1	0	0	0	0	8	12	0.00	0.000
Bob Priddy, R ERA: 4.88	(11, 1)	0.0		1	1	0	0	0	0	0	0	0	0	0	1	1	∞	∞

PITCHER	IP	WLS	BF	H	R	ER	SO	BB	IBB	HBP	BLK	WP	HR	S	P	ERA	WHIP

BOTTOM

Washington Senators @ Baltimore Orioles

Memorial Stadium, Baltimore, MD

Sat Jun 03 1967, 7:05 PM EDT
Att. 20,364 - Unknown

livebaseballscorecards.com

AB	42
R	3
H	11
RBI	3
BB	6
SO	9
LOB	26

WP: 1 PA: 48
PB: 1
SB: 2
CS: 0

Batter
1
2
3
4
5
6
7
8
9
10
11
12
13
14
15
16
17
18
19
AB R H RBI BB SO LOB
TOP
Tim Cullen, R (1, 4) OBP: 0.330, SLG: 0.247
Ken McMullen, R (1, 5) OBP: 0.247, SLG: 0.314
Hank Allen, R (1, 8) OBP: 0.286, SLG: 0.348
Frank Howard, R (1, 7) OBP: 0.356, SLG: 0.503
Fred Valentine, S (7, PR) OBP: 0.344, SLG: 0.336 (7, 7)
Cap Peterson, R (1, 9) OBP: 0.349, SLG: 0.391
Paul Casanova, R (1, 2) OBP: 0.299, SLG: 0.362
Ken Harrelson, R (1, 3) OBP: 0.261, SLG: 0.316
Dick Nen, L (5, PH) OBP: 0.293, SLG: 0.318 (5, 3)
Ed Brinkman, R (1, 6) OBP: 0.241, SLG: 0.239
Phil Ortega, R
Dick Lines, R
Dave Baldwin, R
Jim King, L
Bob Humphreys, R
Bob Saverine, R
Joe Coleman, R
Barrie Allen, L
Bob Priddy, R
Inning Stats
Washington Senators @ Baltimore Orioles
Memorial Stadium, Baltimore, MD
Sun Jun 04 1967 - 3:33 AM EDT
Att. 12,612 - Unknown
livebaseballscorecards.com
AB 69
R 5
H 13
RBI 5
BB 9
SO 21
LOB 30
1B: 12 SF: 0
2B: 1 SAC: 0
3B: 0 DP: 2
HR: 0 HBP: 0
WP: 1 PA: 78
PB: 2
SB: 0
CS: 0
PITCHER IP WLS BF H R ER SO BB IBB HBP BLK WP HR S P ERA WHIP
Steve Barber, L (1, 1) ERA: 4.44 2.1 13 2 5 4 2 4 0 0 0 0 0 13 29 15.43 2.571
Wally Bunker, R (3, 1) ERA: 3.86 3.2 16 5 0 0 5 0 0 0 0 0 0 26 26 0.00 1.364
Eddie Watt, R (7, 1) ERA: 0.59 5.0 20 3 0 0 5 2 1 0 0 0 0 27 39 0.00 1.000
Eddie Fisher, R (12, 1) ERA: 2.39 3.0 11 2 0 0 3 0 0 0 0 0 0 17 17 0.00 0.667
Stu Miller, R (15, 1) ERA: 2.03 5.0 W 18 1 0 0 6 2 0 0 0 1 0 28 36 0.00 0.600
PITCHER IP WLS BF H R ER SO BB IBB HBP BLK WP HR S P ERA WHIP

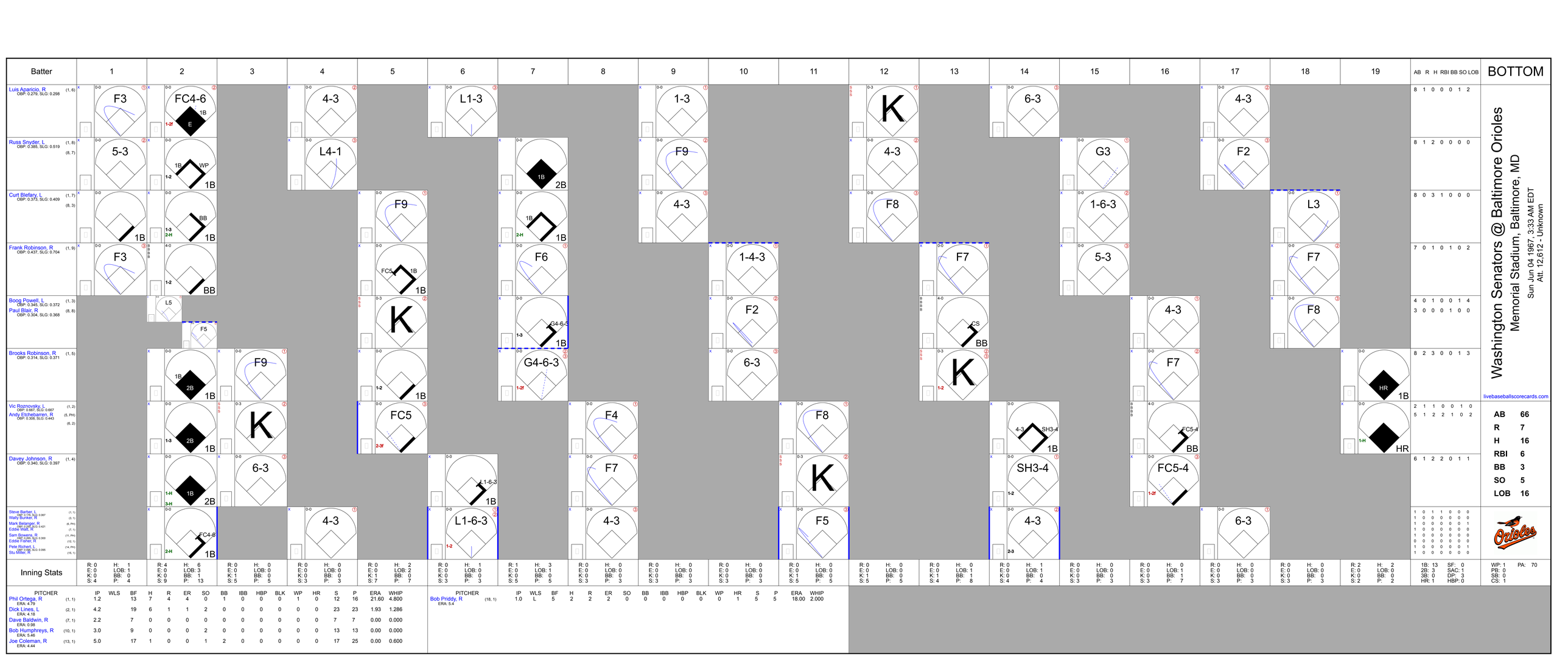

PITCHER		IP	WLS	BF	H	R	ER	SO	BB	IBB	HBP	BLK	WP	HR	S	P	ERA	WHIP
Phil Ortega, R ERA: 4.79	(1, 1)	1.2		13	7	4	4	0	1	0	0	0	0	0	12	16	21.60	4.800
Dick Lines, L ERA: 4.15	(2, 1)	4.2		19	6	1	1	2	0	0	0	0	0	0	23	23	1.93	1.286
Dave Baldwin, R ERA: 0.98	(7, 1)	2.2		7	0	0	0	0	0	0	0	0	0	0	7	7	0.00	0.000
Bob Humphreys, R ERA: 5.48	(10, 1)	3.0		9	0	0	0	2	0	0	0	0	0	0	13	13	0.00	0.000
Joe Coleman, R ERA: 4.44	(13, 1)	5.0		17	1	0	0	1	2	0	0	0	0	0	17	25	0.00	0.600

PITCHER		IP	WLS	BF	H	R	ER	SO	BB	IBB	HBP	BLK	WP	HR	S	P	ERA	WHIP
Bob Priddy, R ERA: 5.4	(18, 1)	1.0	L	5	2	2	2	0	0	0	0	0	0	1	5	5	18.00	2.000

Batter	1	2	3	4	5	6	7	8	9	AB	R	H	RBI	BB	SO	LOB
Bob Saverine, S (1, 4) OBP: 0.312, SLG: 0.301	F8			IHR 1B		4-3		F7		4	1	1	0	0	0	1
Hank Allen, R (1, 8) OBP: 0.270, SLG: 0.329	F8			F7		F7			6-3	4	0	0	0	0	0	1
Mike Epstein, L (1, 3) OBP: 0.350, SLG: 0.412	CS 1B			1-H IHR		3-1			K	4	1	2	2	0	1	0
Frank Howard, R (1, 7) OBP: 0.359, SLG: 0.506	CS 1-2	K		2B			K		FC5-4 BB	3	0	1	0	1	2	0
Cap Peterson, R (1, 9) OBP: 0.338, SLG: 0.378		F7		6-3			5-3		FC5-4 1-2f	4	0	0	0	0	0	2
Ken McMullen, R (1, 5) OBP: 0.243, SLG: 0.308		F8		K			5-3			3	0	0	0	0	1	1
Paul Casanova, R (1, 2) OBP: 0.300, SLG: 0.362			1-3		G4-6-3 1B			F9		3	0	1	0	0	0	0
Ed Brinkman, R (1, 6) OBP: 0.243, SLG: 0.241			5-3		K			1B		3	0	1	0	0	1	1
Frank Bertaina, L (1, 1) OBP: 0.091, SLG: 0.091			6-3		G4-6-3 1-2f			BB		2	0	0	0	0	0	1
Jim King, L (8, PH) OBP: 0.353, SLG: 0.337										0	0	0	0	1	0	0
Darold Knowles, L (8, 1)										0	0	0	0	0	0	0
Inning Stats	R: 0 E: 0 K: 0 S: 3	H: 1 LOB: 0 BB: 0 P: 3	R: 0 E: 0 K: 1 S: 5	H: 0 LOB: 0 BB: 0 P: 5	R: 0 E: 0 K: 0 S: 3	H: 0 LOB: 0 BB: 0 P: 3	R: 2 E: 0 K: 1 S: 8	H: 3 LOB: 1 BB: 0 P: 8	R: 0 E: 0 K: 1 S: 5	H: 1 LOB: 0 BB: 0 P: 5	R: 0 E: 0 K: 0 S: 3	H: 0 LOB: 0 BB: 0 P: 3	R: 0 E: 0 K: 1 S: 5	H: 0 LOB: 0 BB: 0 P: 5	R: 0 E: 0 K: 0 S: 3	H: 1 LOB: 1 BB: 1 P: 7	R: 0 E: 0 K: 1 S: 5	H: 0 LOB: 1 BB: 1 P: 9	1B: 4 2B: 1 3B: 0 HR: 1	SF: 0 SAC: 0 DP: 1 HBP: 0	WP: 0 PB: 0 SB: 0 CS: 1	PA: 33			

PITCHER	IP	WLS	BF	H	R	ER	SO	BB	IBB	HBP	BLK	WP	HR	S	P	ERA	WHIP
Thad Tillotson, R (1, 1) ERA: 1.75	9.0	W	32	6	2	2	5	2	0	0	0	0	0	40	48	2.00	0.889

PITCHER	IP	WLS	BF	H	R	ER	SO	BB	IBB	HBP	BLK	WP	HR	S	P	ERA	WHIP

TOP

Washington Senators @ New York Yankees

Yankee Stadium, Bronx, NY

Mon Jun 05 1967, 7:05 PM EDT

Att. 8,045 - Unknown

livebaseballscorecards.com

AB	30
R	2
H	6
RBI	2
BB	2
SO	5
LOB	7

Batter	1	2	3	4	5	6	7	8	9	AB	R	H	RBI	BB	SO	LOB
Horace Clarke, S (1, 4) OBP: 0.292, SLG: 0.257	F8 2B		5-3 ①		S 5-6-3 1B		F7 ②			4	0	2	0	0	0	0
Ruben Amaro, R (1, 6) OBP: 0.286, SLG: 0.307	K ①		6-3 ②		5-6-3 ① 1-2		K ③			4	0	0	0	0	2	2
Mickey Mantle, S (1, 3) OBP: 0.355, SLG: 0.503 Mike Hegan, L (9, 3)	F8 ② 2-3		F6 ③		5-3 ② 2-3			HR		4 0	1 0	1 0	1 0	0 0	0 0	2 0
Joe Pepitone, L (1, 8) OBP: 0.313, SLG: 0.389	FC4-6 BB			F8 ①	F9 ③			5-3 BB SF8 1B		3	1	1	0	1	0	1
Elston Howard, R (1, 2) OBP: 0.287, SLG: 0.255	FC4-6 ③ 1-2f			HR 1B		K ①		SF8 5-3 BB 1-2		3	1	1	0	1	1	2
Tom Tresh, S (1, 7) OBP: 0.301, SLG: 0.371		1-3 ①		1-H HR		K ②		5-3 ① 1-2 2-3		4	1	1	2	0	1	2
Charley Smith, R (1, 5) OBP: 0.282, SLG: 0.287		F9 ②		1B		E3		IBB		3	0	1	0	1	0	0
Bill Robinson, R (1, 9) OBP: 0.233, SLG: 0.205		BB		F9 ②		F8 ③		SF8 ② 2-3 3-H		2	0	0	1	1	0	2
Thad Tillotson, R (1, 1) OBP: 0.182, SLG: 0.100		K ③		6-3 ③			K ①	K ③		4	0	0	0	0	3	4
Inning Stats	R: 0 E: 0 K: 1 S: 6 H: 1 LOB: 2 BB: 1 P: 10	R: 0 E: 0 K: 1 S: 5 H: 0 LOB: 1 BB: 1 P: 9	R: 0 E: 0 K: 0 S: 3 H: 0 LOB: 0 BB: 0 P: 3	R: 2 E: 0 K: 0 S: 6 H: 3 LOB: 1 BB: 0 P: 6	R: 0 E: 0 K: 0 S: 4 H: 1 LOB: 1 BB: 0 P: 4	R: 0 E: 1 K: 2 S: 8 H: 0 LOB: 1 BB: 0 P: 8	R: 0 E: 0 K: 2 S: 7 H: 0 LOB: 0 BB: 0 P: 7	R: 2 E: 0 K: 1 S: 7 H: 2 LOB: 2 BB: 2 P: 15		1B: 4 2B: 1 3B: 0 HR: 2	SF: 1 SAC: 0 DP: 0 HBP: 0					

PITCHER		IP	WLS	BF	H	R	ER	SO	BB	IBB	HBP	BLK	WP	HR	S	P	ERA	WHIP
Frank Bertaina, L ERA: 3.14	(1, 1)	7.0		29	5	2	2	6	2	0	0	0	0	1	39	47	2.57	1.000
Darold Knowles, L ERA: 2.84	(8, 1)	1.0	L	7	2	2	2	1	1	1	0	0	0	1	7	15	18.00	3.000

PITCHER	IP	WLS	BF	H	R	ER	SO	BB	IBB	HBP	BLK	WP	HR	S	P	ERA	WHIP

BOTTOM

Washington Senators @ New York Yankees

Yankee Stadium, Bronx, NY

Mon Jun 05 1967, 7:05 PM EDT

Att. 8,045 - Unknown

livebaseballscorecards.com

AB	31
R	4
H	7
RBI	4
BB	4
SO	7
LOB	15

Batter	1	2	3	4	5	6	7	8	9	AB	R	H	RBI	BB	SO	LOB
Bob Saverine, S (1, 4) OBP: 0.309, SLG: 0.299	4-3		1B			4-3		G4-6-3 1-2f		4	0	1	0	0	0	2
Hank Allen, R (1, 8) OBP: 0.256, SLG: 0.311	5-3		F8			K			F4	4	0	0	0	0	1	1
Mike Epstein, L (1, 3) OBP: 0.333, SLG: 0.350	4-3			4-3		4-3			FC6-4 BB	3	0	0	0	1	0	0
Jim King, L (1, 9) OBP: 0.340, SLG: 0.322		F8		F5			F5		FC6-4 BB BB 1-2f	4	0	0	0	0	0	1
Fred Valentine, S (1, 7) OBP: 0.360, SLG: 0.377		HR		2B			G5-4-3 BB		BB 1-2	2	1	2	1	2	0	0
Ken McMullen, R (1, 5) OBP: 0.238, SLG: 0.302 Frank Howard, R (9, PH) OBP: 0.362, SLG: 0.506		K		6-3			G5-4-3 1-2f		FC5-4 1-2 2-3 BB	3 0	0 0	0 0	0 0	0 1	1 0	2 0
Paul Casanova, R (1, 2) OBP: 0.292, SLG: 0.352		K			F9			5-3	FC5-4 1-2f	4	0	0	0	0	1	3
Ed Brinkman, R (1, 6) OBP: 0.250, SLG: 0.248			F8		G4-6-3 1B			BB 1B		3	0	2	0	0	0	0
Camilo Pascual, R (1, 1) OBP: 0.200, SLG: 0.158 Dick Nen, L (5, PH) OBP: 0.286, SLG: 0.313 Dick Lines, R (5, 1) OBP: 0.667, SLG: 0.500 Bob Priddy, R (7, 1) OBP: 0.400, SLG: 0.250 Cap Peterson, R (8, PH) OBP: 0.343, SLG: 0.378 Bob Humphreys, R (8, 1) OBP: 0.667, SLG: 0.500			1-3		G4-6-3 1-2f			G4-6-3 1-2 BB		1 1 0 0 0 0	0 0 0 0 0 0	0 0 0 0 0 0	0 0 0 0 0 0	0 0 0 0 1 0	0 0 0 0 0 0	0 1 0 0 0 0

TOP

Washington Senators @ New York Yankees

Yankee Stadium, Bronx, NY

Tue Jun 06 1967, 7:05 PM EDT

Att. 9,141 - Unknown

livebaseballscorecards.com

AB	29
R	1
H	5
RBI	1
BB	5
SO	3
LOB	10

Inning Stats	1	2	3	4	5	6	7	8	9	1B: 3	SF: 0	WP: 0	PA: 34
R	0	1	0	0	0	0	0	0	0	2B: 1	SAC: 0	PB: 0	
E	0	0	0	0	0	0	0	0	0	3B: 0	DP: 3	SB: 0	
K	0	2	0	0	0	1	0	1	0	HR: 1	HBP: 0	CS: 0	
S	3	8	4	4	3	5	2	3	3				
H	0	1	1	1	1	0	0	1	0				
LOB	0	0	1	1	0	0	0	1	3				
BB	0	0	0	0	0	0	1	1	3				
P	3	8	4	4	3	5	6	7	15				

PITCHER		IP	WLS	BF	H	R	ER	SO	BB	IBB	HBP	BLK	WP	HR	S	P	ERA	WHIP
Mel Stottlemyre, R ERA: 2.69	(1, 1)	8.2	W	33	5	1	1	3	5	0	0	0	0	1	34	54	1.04	1.154
Steve Hamilton, L ERA: 3.1	(9, 1)	0.1	S	1	0	0	0	0	0	0	0	0	0	0	1	1	0.00	0.000

PITCHER	IP	WLS	BF	H	R	ER	SO	BB	IBB	HBP	BLK	WP	HR	S	P	ERA	WHIP

BOTTOM

Washington Senators @ New York Yankees

Yankee Stadium, Bronx, NY

Tue Jun 06 1967, 7:05 PM EDT

Att. 9,141 - Unknown

livebaseballscorecards.com

Batter	1	2	3	4	5	6	7	8	9	AB	R	H	RBI	BB	SO	LOB
Horace Clarke, S (1, 4) OBP: 0.297, SLG: 0.258	F9 1B	F2			F8		BB 1B SF7 IBB			3	1	1	0	1	0	1
Jake Gibbs, L (1, 2) OBP: 0.287, SLG: 0.267	F9 1-2		K		G3		BB 1B 1-2 2-H 3-H			4	0	1	2	0	1	1
Mickey Mantle, S (1, 3) OBP: 0.356, SLG: 0.500	1B HR BB		K		4-3		BB 1-2 2-3			1	1	0	0	1	1	0
Mike Hegan, L (4, 3)										1	0	0	0	1	0	0
Joe Pepitone, L (1, 8) OBP: 0.312, SLG: 0.388	HR 1-2 1B		F9			6-3	SF7 3-H			3	1	1	1	0	0	0
Steve Whitaker, L (1, 9) OBP: 0.313, SLG: 0.436	HR 1-H 2-H			F4		K	K			4	1	1	3	0	2	2
Tom Tresh, S (1, 7) OBP: 0.294, SLG: 0.361	F2			1-3		F7		F6		4	0	0	0	0	0	0
Bill Robinson, R (9, 7)										0	0	0	0	0	0	0
Charley Smith, R (1, 5) OBP: 0.295, SLG: 0.323		L5-3 1B		HR			5-3 1B 1B	K		4	2	3	1	0	1	0
Ruben Amaro, R (1, 6) OBP: 0.295, SLG: 0.315		L5-3 1-2		1B			5-3 1B 1-2 1B	F9		4	1	2	0	0	0	1
Mel Stottlemyre, R (1, 1) OBP: 0.154, SLG: 0.120		1B		F4			5-3 1-2 2-3			3	0	1	0	0	0	3
Steve Hamilton, L (9, 1) OBP: 0.333, SLG: 0.333										0	0	0	0	0	0	0
Inning Stats	R: 3 H: 3 E: 0 LOB: 0 K: 0 BB: 1 S: 5 P: 9	R: 0 H: 2 E: 0 LOB: 1 K: 0 BB: 0 S: 4 P: 4	R: 0 H: 0 E: 0 LOB: 0 K: 2 BB: 0 S: 7 P: 7	R: 1 H: 2 E: 0 LOB: 1 K: 0 BB: 0 S: 5 P: 5	R: 0 H: 0 E: 0 LOB: 0 K: 0 BB: 0 S: 3 P: 3	R: 0 H: 0 E: 0 LOB: 0 K: 1 BB: 0 S: 5 P: 5	R: 3 H: 3 E: 0 LOB: 2 K: 1 BB: 2 S: 8 P: 16	R: 0 H: 0 E: 0 LOB: 0 K: 1 BB: 0 S: 5 P: 5		1B: 8 SF: 1 2B: 1 SAC: 0 3B: 0 DP: 1 HR: 2 HBP: 0						

AB	31
R	7
H	10
RBI	7
BB	3
SO	5
LOB	8

WP: 0 PA: 35
PB: 0
SB: 0
CS: 0

PITCHER		IP	WLS	BF	H	R	ER	SO	BB	IBB	HBP	BLK	WP	HR	S	P	ERA	WHIP
Camilo Pascual, R ERA: 3.05	(1, 1)	4.0	L	18	7	4	4	2	1	0	0	0	0	2	21	25	9.00	2.000
Dick Lines, L ERA: 4.85	(5, 1)	2.1		12	3	3	3	1	1	1	0	0	0	0	12	20	11.57	1.714
Bob Priddy, R ERA: 5.26	(7, 1)	0.2		2	0	0	0	1	0	0	0	0	0	0	4	4	0.00	0.000
Bob Humphreys, R ERA: 5.29	(8, 1)	1.0		3	0	0	0	1	0	0	0	0	0	0	5	5	0.00	0.000

PITCHER	IP	WLS	BF	H	R	ER	SO	BB	IBB	HBP	BLK	WP	HR	S	P	ERA	WHIP

Batter	1	2	3	4	5	6	7	8	9	AB	R	H	RBI	BB	SO	LOB
Bob Saverine, S (1, 4) OBP: 0.318, SLG: 0.300	0-0 1B		4-0 1B G5-4-3 BB		0-3 K		0-3 K			3	1	1	0	1	2	2
Hank Allen, R (1, 8) OBP: 0.256, SLG: 0.308	0-3 K		0-0 G5-4-3 1-3 1B			0-3 K		0-0 F3		4	0	1	0	0	2	1
Mike Epstein, L (1, 3) OBP: 0.321, SLG: 0.304	0-0 F8		0-0 G5-4-3 1-2f 3-H			4-0 BB		0-0 3-1		3	0	0	0	1	0	2
Frank Howard, R (1, 7) OBP: 0.354, SLG: 0.494	0-0 4-3		0-0 F8			0-3 K		0-0 F9		4	0	0	0	0	1	2
Cap Peterson, R (1, 9) OBP: 0.333, SLG: 0.366		0-0 4-3		0-0 F2		0-0 F7			0-0 6-3	4	0	0	0	0	0	1
Paul Casanova, R (1, 2) OBP: 0.291, SLG: 0.356		0-0 1-3		0-0 5-3			0-0 1B 2B		0-0 F8	4	0	1	0	0	0	0
Ken McMullen, R (1, 5) OBP: 0.239, SLG: 0.301		0-0 1B 1B		0-0 F7			0-0 F5		0-0 1-3	4	0	1	0	0	0	1
Ed Brinkman, R (1, 6) OBP: 0.257, SLG: 0.256		0-0 1-2 1B			0-0 6-3		0-0 2-3 1B			3	0	2	0	0	0	0
Barry Moore, L (1, 1) OBP: 0.235, SLG: 0.267		0-3 K			0-0 6-3		0-0 F2			1	0	0	0	0	1	2
Bob Humphreys, R (2, 1) OBP: 0.500, SLG: 0.333										1	0	0	0	0	0	0
Jim King, L (7, PH) OBP: 0.336, SLG: 0.319										1	0	0	0	0	0	2
Bob Priddy, R (7, 1) OBP: 0.400, SLG: 0.250										0	0	0	0	0	0	0
Inning Stats	R: 0 H: 1 E: 0 LOB: 1 K: 1 BB: 0 S: 6 P: 6	R: 0 H: 2 E: 0 LOB: 2 K: 1 BB: 0 S: 7 P: 7	R: 1 H: 1 E: 0 LOB: 0 K: 0 BB: 1 S: 3 P: 7	R: 0 H: 0 E: 0 LOB: 0 K: 0 BB: 0 S: 3 P: 3	R: 0 H: 0 E: 0 LOB: 0 K: 1 BB: 0 S: 5 P: 5	R: 0 H: 0 E: 0 LOB: 1 K: 2 BB: 1 S: 7 P: 11	R: 0 H: 2 E: 0 LOB: 2 K: 1 BB: 0 S: 7 P: 7	R: 0 H: 0 E: 0 LOB: 0 K: 0 BB: 0 S: 3 P: 3	R: 0 H: 0 E: 0 LOB: 0 K: 0 BB: 0 S: 3 P: 3	1B: 5 SF: 0 2B: 1 SAC: 0 3B: 0 DP: 1 HR: 0 HBP: 0						

PITCHER	IP	WLS	BF	H	R	ER	SO	BB	IBB	HBP	BLK	WP	HR	S	P	ERA	WHIP
Fred Talbot, R (1, 1) ERA: 4.5	9.0	W	34	6	1	1	6	2	0	0	0	0	0	44	52	1.00	0.889

PITCHER	IP	WLS	BF	H	R	ER	SO	BB	IBB	HBP	BLK	WP	HR	S	P	ERA	WHIP

TOP

Washington Senators @ New York Yankees

Yankee Stadium, Bronx, NY

Wed Jun 07 1967, 7:05 PM EDT

Unknown

livebaseballscorecards.com

AB	32
R	1
H	6
RBI	0
BB	2
SO	6
LOB	13

WP: 0 PA: 34
PB: 0
SB: 0
CS: 0

Batter	1	2	3	4	5	6	7	8	9	AB	R	H	RBI	BB	SO	LOB
Horace Clarke, S (1, 4) OBP: 0.311, SLG: 0.277	0-0 E 1B 1B	4-0 BB BB SF8 IBB	0-0 BB 1-3 2-H 1B		0-0 4-3 ③			0-0 2B		4	2	3	1	1	0	1
Ruben Amaro, R (1, 6) OBP: 0.320, SLG: 0.337	0-0 E8 1-H 1B 1B	4-0 BB 1-2 2-3 3-H BB	4-0 1-2 BB			0-0 4-3 2B		0-0 5-3 ②		3	1	2	1	2	0	1
Mickey Mantle, S (1, 3) OBP: 0.354, SLG: 0.490 Mike Hegan, L (7, 3)	0-0 F4 ①	4-0 1-2 2-3 3-H BB	0-0 G3 ③			0-0 F5 ①		0-0 F5 ③		3 1	0 0	0 0	1 0	1 0	0 0	5 1
Joe Pepitone, L (1, 8) OBP: 0.310, SLG: 0.387	0-0 G4-3 2-H 1B	0-0 SF8 ② 3-H		0-0 F5 ①		0-0 4-3 ② 2-3				3	0	1	2	0	0	1
Elston Howard, R (1, 2) OBP: 0.277, SLG: 0.245	0-0 G4-3 ②③ S S S 1-2f	0-3 K ③		0-0 F3 ②		0-0 6-3 ③				4	0	0	0	0	1	4
Charley Smith, R (1, 5) OBP: 0.293, SLG: 0.316		4-0 1B 1B BB	0-0 6-3 ①	0-3 K ③			0-0 F8 ①			3	1	0	0	1	1	0
Steve Whitaker, L (1, 9) OBP: 0.318, SLG: 0.445		0-0 SH5-4 1B 1-2 BB 1B	0-0 FC5-4-6 2B		0-0 F2 ①		0-0 F7 ②			4	1	2	0	0	0	0
Bill Robinson, R (1, 7) OBP: 0.234, SLG: 0.207		0-0 BB SH5-4 BB 1-2 2-H 1B	0-0 FC5-4-6 ② 1B 2-3		0-0 5-3 ②		0-3 K ③ S S S			4	2	1	1	0	1	1
Fred Talbot, R (1, 1) OBP: 0.375, SLG: 0.417		0-0 SH5-4 ① 1-2 2-3	4-0 1B BB		0-0 1B			0-0 F8 ①		2	0	1	0	1	0	0
Inning Stats	R: 2 E: 1 K: 0 S: 5 H: 3 LOB: 0 BB: 0 P: 5	R: 4 E: 0 K: 1 S: 7 H: 2 LOB: 2 BB: 4 P: 23	R: 1 E: 0 K: 0 S: 5 H: 2 LOB: 3 BB: 2 P: 13	R: 0 E: 0 K: 1 S: 5 H: 0 LOB: 0 BB: 0 P: 5	R: 0 E: 0 K: 0 S: 4 H: 1 LOB: 1 BB: 0 P: 4	R: 0 E: 0 K: 0 S: 4 H: 1 LOB: 1 BB: 0 P: 4	R: 0 E: 0 K: 1 S: 5 H: 0 LOB: 0 BB: 0 P: 5	R: 0 E: 0 K: 0 S: 4 H: 1 LOB: 1 BB: 0 P: 4		1B: 7 2B: 3 3B: 0 HR: 0 SF: 1 SAC: 1 DP: 1 HBP: 0						

PITCHER		IP	WLS	BF	H	R	ER	SO	BB	IBB	HBP	BLK	WP	HR	S	P	ERA	WHIP
Barry Moore, L ERA: 3.63	(1, 1)	1.1	L	11	5	6	5	0	2	1	0	0	0	0	8	20	33.75	5.250
Bob Humphreys, R ERA: 4.86	(2, 1)	4.2		21	4	1	1	2	3	0	0	0	0	0	22	34	1.93	1.500
Bob Priddy, R ERA: 4.88	(7, 1)	2.0		7	1	0	0	1	0	0	0	0	0	0	9	9	0.00	0.500

PITCHER	IP	WLS	BF	H	R	ER	SO	BB	IBB	HBP	BLK	WP	HR	S	P	ERA	WHIP

BOTTOM

Washington Senators @ New York Yankees

Yankee Stadium, Bronx, NY

Wed Jun 07 1967, 7:05 PM EDT

Unknown

livebaseballscorecards.com

AB	31
R	7
H	10
RBI	6
BB	6
SO	3
LOB	14

WP: 0 PB: 0 SB: 0 CS: 0 PA: 39

Washington Senators @ New York Yankees

Yankee Stadium, Bronx, NY

Wed Jun 07 1967, 7:05 PM EDT

Att. 14,138 - Unknown

TOP

livebaseballscorecards.com

Batter	1	2	3	4	5	6	7	8	9	AB	R	H	RBI	BB	SO	LOB
Ed Brinkman, R (1, 6) OBP: 0.257, SLG: 0.262	SH1-3 2B 2B	F4			F7		F8			4	1	1	0	0	0	2
Bob Saverine, S (1, 5) OBP: 0.322, SLG: 0.317	SH1-3 2-3		4-3 SF9 2B		K			6-3		2	1	1	0	0	1	0
Ken McMullen, R (7, 5) OBP: 0.237, SLG: 0.299										1	0	0	0	0	0	0
Fred Valentine, S (1, 8) OBP: 0.358, SLG: 0.381 (8, 7)	3-H 2B		4-3 2-3		G3			K		4	0	1	1	0	1	1
Frank Howard, R (1, 7) OBP: 0.352, SLG: 0.485	2-3		HBP			1-3		K		3	0	0	0	0	1	1
Hank Allen, R (8, 8) OBP: 0.256, SLG: 0.308										0	0	0	0	0	0	0
Cap Peterson, R (1, 9) OBP: 0.324, SLG: 0.357	K		SF9 3-H			F7			F8	3	0	0	1	0	1	1
Darold Knowles, L (9, 1)										0	0	0	0	0	0	0
Dick Nen, L (1, 3) OBP: 0.288, SLG: 0.310		F6	F9			1B			K	4	0	1	0	0	1	1
Bernie Allen, L (1, 4) OBP: 0.193, SLG: 0.173		1-3		F5		G3			3-1	4	0	0	0	0	0	1
Doug Camilli, R (1, 2) OBP: 0.194, SLG: 0.257		E7 1B		5-3			1-3			3	0	0	0	0	0	0
Phil Ortega, R (1, 1) OBP: 0.167, SLG: 0.063										3	0	1	0	0	1	0
Dave Baldwin, R (8, 1)										0	0	0	0	0	0	0
Jim King, L (9, 9) OBP: 0.336, SLG: 0.319	1-3 1B			F9			K			0	0	0	0	0	0	0
Inning Stats	R: 1 E: 0 K: 1 S: 7 H: 2 LOB: 1 BB: 0 P: 7	R: 0 E: 1 K: 0 S: 5 H: 1 LOB: 2 BB: 0 P: 5	R: 1 E: 0 K: 0 S: 4 H: 1 LOB: 1 BB: 0 P: 5	R: 0 E: 0 K: 0 S: 3 H: 0 LOB: 0 BB: 0 P: 3	R: 0 E: 0 K: 1 S: 5 H: 0 LOB: 0 BB: 0 P: 5	R: 0 E: 0 K: 0 S: 4 H: 1 LOB: 1 BB: 0 P: 4	R: 0 E: 0 K: 1 S: 5 H: 0 LOB: 0 BB: 0 P: 5	R: 0 E: 0 K: 2 S: 7 H: 0 LOB: 0 BB: 0 P: 7	R: 0 E: 0 K: 1 S: 5 H: 0 LOB: 0 BB: 0 P: 5	1B: 2 2B: 3 3B: 0 HR: 0 SF: 1 SAC: 1 DP: 0 HBP: 1	WP: 0 PB: 0 SB: 0 CS: 0 PA: 34					

	AB	31
	R	2
	H	5
	RBI	2
	BB	0
	SO	6
	LOB	7

PITCHER		IP	WLS	BF	H	R	ER	SO	BB	IBB	HBP	BLK	WP	HR	S	P	ERA	WHIP
Bill Monbouquette, R ERA: 1.5	(1, 1)	6.0	L	25	5	2	2	2	0	0	1	0	0	0	28	29	3.00	0.833
Fritz Peterson, L ERA: 5.94	(7, 1)	2.0		6	0	0	0	3	0	0	0	0	0	0	12	12	0.00	0.000
Hal Reniff, R ERA: 3.81	(9, 1)	1.0		3	0	0	0	1	0	0	0	0	0	0	5	5	0.00	0.000

PITCHER	IP	WLS	BF	H	R	ER	SO	BB	IBB	HBP	BLK	WP	HR	S	P	ERA	WHIP

Batter	1	2	3	4	5	6	7	8	9	AB	R	H	RBI	BB	SO	LOB
Horace Clarke, S (1, 4) OBP: 0.315, SLG: 0.282	4-3			BB, 1B		F8		WP, 1B 1-2 3-H		4	0	2	1	0	0	1
Ruben Amaro, R (1, 6) OBP: 0.317, SLG: 0.327	F9			BBBB 1-2, BB		G6-3 1-2f		F9 1-2 2-3		3	0	0	0	1	0	3
Jake Gibbs, L (1, 2) OBP: 0.279, SLG: 0.258 Elston Howard, R (9, PH) OBP: 0.275, SLG: 0.243	4-3			F3			5-3		F8	3 1	0 0	0 0	0 0	0 0	0 0	2 0
Joe Pepitone, L (1, 8) OBP: 0.303, SLG: 0.377		F8		SSS, K			F8		6-3	4	0	0	0	0	1	2
Steve Whitaker, L (1, 9) OBP: 0.309, SLG: 0.433		SSS, K		4-3			F3		F8	4	0	0	0	0	1	2
Tom Tresh, S (1, 7) OBP: 0.289, SLG: 0.354		SSS, K			F9			F6		3	0	0	0	0	1	0
Charley Smith, R (1, 5) OBP: 0.288, SLG: 0.309		SSS, K			SSS, K			SSS, K		3	0	0	0	0	3	0
Mike Hegan, L (1, 3) OBP: 0.250, SLG: 0.143		SSS, K			F7			1B, 1B		3	1	1	0	0	1	0
Bill Monbouquette, R (1, 1) Dick Howser, R (6, PH) OBP: 0.438, SLG: 0.346 Fritz Peterson, S (7, 1) OBP: 0.357, SLG: 0.100 Mickey Mantle, S (8, PH) OBP: 0.358, SLG: 0.493 Frank Tepedino, L (8, PR) Hal Reniff, R (9, 1)			F9			G6-3		WP, 1B, 1B 1-3		1 1 0 1 0 0	0 0 0 0 0 0	0 1 0 1 0 0	0 0 0 0 0 0	0 0 0 0 0 0	0 0 0 0 0 0	0 0 0 0 0 0
Inning Stats	R: 0 E: 0 K: 0 S: 3 H: 0 LOB: 0 BB: 0 P: 3	R: 0 E: 0 K: 2 S: 7 H: 0 LOB: 0 BB: 0 P: 7	R: 0 E: 0 K: 2 S: 7 H: 0 LOB: 0 BB: 0 P: 7	R: 0 E: 0 K: 1 S: 6 H: 1 LOB: 2 BB: 1 P: 10	R: 0 E: 0 K: 1 S: 5 H: 0 LOB: 0 BB: 0 P: 5	R: 0 E: 0 K: 0 S: 3 H: 1 LOB: 0 BB: 0 P: 3	R: 0 E: 0 K: 0 S: 3 H: 0 LOB: 0 BB: 0 P: 3	R: 1 E: 0 K: 1 S: 8 H: 3 LOB: 3 BB: 0 P: 8	R: 0 E: 0 K: 0 S: 3 H: 0 LOB: 0 BB: 0 P: 3	1B: 5 2B: 0 3B: 0 HR: 0	SF: 0 SAC: 0 DP: 1 HBP: 0				WP: 1 PB: 0 SB: 0 CS: 0	PA: 32	

PITCHER	IP	WLS	BF	H	R	ER	SO	BB	IBB	HBP	BLK	WP	HR	S	P	ERA	WHIP
Phil Ortega, R (1, 1) ERA: 4.28	7.2	W	28	5	1	1	7	1	0	0	0	0	0	41	45	1.17	0.783
Dave Baldwin, R (8, 1) ERA: 0.96	0.1		1	0	0	0	0	0	0	0	0	1	0	1	1	0.00	0.000
Darold Knowles, L (9, 1) ERA: 2.76	1.0	S	3	0	0	0	0	0	0	0	0	0	0	3	3	0.00	0.000

PITCHER	IP	WLS	BF	H	R	ER	SO	BB	IBB	HBP	BLK	WP	HR	S	P	ERA	WHIP

BOTTOM

Washington Senators @ New York Yankees

Yankee Stadium, Bronx, NY

Wed Jun 07 1967, 7:05 PM EDT

Att. 14,138 - Unknown

livebaseballscorecards.com

AB	31
R	1
H	5
RBI	1
BB	1
SO	7
LOB	10

Batter	1	2	3	4	5	6	7	8	9	AB	R	H	RBI	BB	SO	LOB
Bob Saverine, S (1, 5) OBP: 0.319, SLG: 0.314	1-3		1B			L1		F5		4	0	1	0	0	0	1
Fred Valentine, S (1, 8) OBP: 0.355, SLG: 0.377	CS 1B		4-3			F4			3-1	4	0	1	0	0	0	1
Mike Epstein, L (1, 3) OBP: 0.281, SLG: 0.259	4-3 1-2			6-3		K			K	4	0	0	0	0	2	1
Frank Howard, R (1, 7) OBP: 0.345, SLG: 0.473		5-3		F2			5-3		K	4	0	0	0	0	1	0
Cap Peterson, R (1, 9) OBP: 0.324, SLG: 0.357		1B		K			F7			3	0	1	0	0	1	0
Paul Casanova, R (1, 2) OBP: 0.286, SLG: 0.349		F3			F7		1-3			3	0	0	0	0	0	1
Bernie Allen, L (1, 4) OBP: 0.198, SLG: 0.190		G3			G3			4-3 2B		3	0	1	0	0	0	1
Ed Brinkman, R (1, 6) OBP: 0.258, SLG: 0.259			F3		BB			6-3		2	0	0	0	1	0	1
Joe Coleman, R (1, 1) OBP: 0.176, SLG: 0.133								4-3 2-3		0	0	0	0	0	0	0
Dick Lines, R (2, 1) OBP: 0.400, SLG: 0.250										2	0	0	0	0	1	1
Jim King, L (8, PH) OBP: 0.333, SLG: 0.315			L4-3		K					1	0	0	0	0	0	1
Bob Priddy, R (8, 1) OBP: 0.400, SLG: 0.250										0	0	0	0	0	0	0
Inning Stats	R: 0 H: 1 E: 0 LOB: 0 K: 0 BB: 0 S: 3 P: 3	R: 0 H: 1 E: 0 LOB: 1 K: 0 BB: 0 S: 4 P: 4	R: 0 H: 1 E: 0 LOB: 1 K: 0 BB: 0 S: 4 P: 4	R: 0 H: 0 E: 0 LOB: 0 K: 1 BB: 0 S: 5 P: 5	R: 0 H: 0 E: 0 LOB: 1 K: 1 BB: 1 S: 5 P: 9	R: 0 H: 0 E: 0 LOB: 0 K: 1 BB: 0 S: 5 P: 5	R: 0 H: 0 E: 0 LOB: 0 K: 0 BB: 0 S: 3 P: 3	R: 0 H: 1 E: 0 LOB: 1 K: 0 BB: 0 S: 4 P: 4	R: 0 H: 0 E: 0 LOB: 0 K: 2 BB: 0 S: 7 P: 7	1B: 3 SF: 0 2B: 1 SAC: 0 3B: 0 DP: 0 HR: 0 HBP: 0				WP: 0 PA: 31 PB: 0 SB: 0 CS: 1		

PITCHER	IP	WLS	BF	H	R	ER	SO	BB	IBB	HBP	BLK	WP	HR	S	P	ERA	WHIP
Joe Verbanic, R (1, 1) ERA: 0.57	9.0	W	31	4	0	0	5	1	0	0	0	0	0	40	44	0.00	0.556

PITCHER	IP	WLS	BF	H	R	ER	SO	BB	IBB	HBP	BLK	WP	HR	S	P	ERA	WHIP

TOP

Washington Senators @ New York Yankees

Yankee Stadium, Bronx, NY

Thu Jun 08 1967, 7:05 PM EDT

Att. 7,296 - Unknown

livebaseballscorecards.com

AB	30
R	0
H	4
RBI	0
BB	1
SO	5
LOB	8

BOTTOM

Washington Senators @ New York Yankees

Yankee Stadium, Bronx, NY

Thu Jun 08 1967, 7:05 PM EDT

Att. 7,296 - Unknown

livebaseballscorecards.com

Batter	1	2	3	4	5	6	7	8	9	AB	R	H	RBI	BB	SO	LOB
Horace Clarke, S (1, 4) OBP: 0.312, SLG: 0.280	4-3	1B 1B 2-H 1B	F7			6-3		K		5	1	1	1	0	1	3
Jake Gibbs, L (1, 2) OBP: 0.287, SLG: 0.299	K	1B 1B 1-3 1B		F4			HR			4	2	2	1	0	1	0
Mickey Mantle, S (1, 3) OBP: 0.361, SLG: 0.490	BB	1B 1-3 3-H 1B		K			L1-3			3	0	1	1	1	1	0
Mike Hegan, L (8, 3) OBP: 0.250, SLG: 0.143										0	0	0	0	0	0	0
Joe Pepitone, L (1, 8) OBP: 0.302, SLG: 0.374	4-3	1B 1-2 3-H 1B		F8			L4-1			4	0	1	1	0	0	1
Steve Whitaker, L (1, 9) OBP: 0.308, SLG: 0.428		K L1-3			F4		1B			4	0	1	0	0	1	2
Tom Tresh, S (1, 7) OBP: 0.288, SLG: 0.348		WP 2B BB	6-3		5-3		F7			3	1	0	0	1	0	1
Charley Smith, R (1, 5) OBP: 0.280, SLG: 0.301		5-3 1-2	L1-3		6-3			K		4	0	0	0	0	1	1
Ruben Amaro, R (1, 6) OBP: 0.333, SLG: 0.337		2B IBB	1B 1B			6-3		SH5-4 1B		3	1	2	0	1	0	0
Joe Verbanic, R (1, 1) OBP: 0.500, SLG: 0.750		1B 1-H 2-H 2B	1-2 1B			4-3		SH5-4 1-2		3	1	2	2	0	0	0
Inning Stats	R: 0 E: 0 K: 1 S: 5 H: 0 LOB: 1 BB: 1 P: 9	R: 5 E: 0 K: 1 S: 10 H: 5 LOB: 2 BB: 2 P: 18	R: 0 E: 0 K: 0 S: 5 H: 2 LOB: 2 BB: 0 P: 5	R: 0 E: 0 K: 1 S: 5 H: 0 LOB: 0 BB: 0 P: 5	R: 0 E: 0 K: 0 S: 3 H: 0 LOB: 0 BB: 0 P: 3	R: 0 E: 0 K: 0 S: 3 H: 0 LOB: 0 BB: 0 P: 3	R: 1 E: 0 K: 0 S: 5 H: 2 LOB: 1 BB: 0 P: 5	R: 0 E: 0 K: 2 S: 8 H: 1 LOB: 1 BB: 0 P: 8		1B: 8 2B: 1 3B: 0 HR: 1 SF: 0 SAC: 1 DP: 0 HBP: 0						

	AB	33
	R	6
	H	10
	RBI	6
	BB	3
	SO	5
	LOB	8

WP: 1 PB: 0 SB: 0 CS: 0 PA: 37

PITCHER		IP	WLS	BF	H	R	ER	SO	BB	IBB	HBP	BLK	WP	HR	S	P	ERA	WHIP
Joe Coleman, R ERA: 5.16	(1, 1)	1.2	L	13	5	5	5	2	2	1	0	0	1	0	14	26	27.00	4.200
Dick Lines, L ERA: 4.31	(2, 1)	5.1		20	4	1	1	1	0	0	0	0	0	1	22	22	1.69	0.750
Bob Priddy, R ERA: 4.71	(8, 1)	1.0		4	1	0	0	2	0	0	0	0	0	0	8	8	0.00	1.000

PITCHER		IP	WLS	BF	H	R	ER	SO	BB	IBB	HBP	BLK	WP	HR	S	P	ERA	WHIP

Batter	1	2	3	4	5	6	7	8	9	AB	R	H	RBI	BB	SO	LOB
Bob Saverine, S (1, 4) OBP: 0.323, SLG: 0.319	F8		K	1B 3-H		F7			1B 1-3	5	0	2	1	0	1	0
Fred Valentine, S (1, 8) OBP: 0.351, SLG: 0.371	F3		K	F8		3-1			1B 1-3 3-H	5	0	1	1	0	1	1
Frank Howard, R (1, 7) OBP: 0.347, SLG: 0.486	HR		K		FC5-4 BB	5-3			K	4	1	1	1	1	2	2
Cap Peterson, R (1, 9) OBP: 0.333, SLG: 0.361	BB			1B 1B	FC5-4 G1 1B 1-2f	1B			K	4	2	2	0	1	1	3
Mike Epstein, L (1, 3) OBP: 0.270, SLG: 0.250	F7			FC6 1B 1-3	G1 1-2		K		F7	5	1	1	0	0	1	5
Paul Casanova, R (1, 2) OBP: 0.285, SLG: 0.346		K		FC6 1B SF8 1-2	1B 2-H			G3		4	1	1	1	0	1	2
Ken McMullen, R (1, 5) OBP: 0.232, SLG: 0.292		K		F5	6-3			F9		4	0	0	0	0	1	4
Ed Brinkman, R (1, 6) OBP: 0.263, SLG: 0.270		2B		SF8 1B 1-3 2-H 3-H		5-3		F7		4	1	2	2	0	0	0
Barry Moore, L (1, 1) OBP: 0.211, SLG: 0.250 Bob Humphreys, R (5, 1) OBP: 0.400, SLG: 0.250 Jim King, L (9, PH) OBP: 0.339, SLG: 0.315		K2-3		SF8 2-3 3-H		F3			1B 1B HBP	1 1 0	0 0 1	0 0 0	1 0 0	0 0 0	1 0 0	1 0 0
Inning Stats	R: 1 E: 0 K: 0 S: 4 H: 1 LOB: 1 BB: 1 P: 8	R: 0 E: 0 K: 3 S: 10 H: 1 LOB: 1 BB: 0 P: 10	R: 0 E: 0 K: 3 S: 9 H: 0 LOB: 0 BB: 0 P: 9	R: 4 E: 0 K: 0 S: 8 H: 4 LOB: 1 BB: 0 P: 8	R: 1 E: 0 K: 0 S: 4 H: 1 LOB: 1 BB: 1 P: 8	R: 0 E: 0 K: 0 S: 3 H: 0 LOB: 0 BB: 0 P: 3	R: 0 E: 0 K: 1 S: 6 H: 1 LOB: 1 BB: 0 P: 6	R: 0 E: 0 K: 0 S: 3 H: 0 LOB: 0 BB: 0 P: 3	R: 1 E: 0 K: 2 S: 9 H: 2 LOB: 2 BB: 0 P: 10	1B: 8 2B: 1 3B: 0 HR: 1 SF: 1 SAC: 0 DP: 0 HBP: 1			WP: 0 PB: 0 SB: 0 CS: 0		PA: 41	

PITCHER		IP	WLS	BF	H	R	ER	SO	BB	IBB	HBP	BLK	WP	HR	S	P	ERA	WHIP
Jim Lonborg, R ERA: 3.32	(1, 1)	5.0		25	7	6	6	6	2	0	0	0	0	1	35	43	10.80	1.800
Jose Santiago, R ERA: 4.91	(6, 1)	3.0	W	13	3	1	1	1	0	0	1	0	0	0	14	15	3.00	1.000
John Wyatt, R ERA: 3.16	(9, 1)	1.0	S	3	0	0	0	2	0	0	0	0	0	0	7	7	0.00	0.000

PITCHER	IP	WLS	BF	H	R	ER	SO	BB	IBB	HBP	BLK	WP	HR	S	P	ERA	WHIP

TOP

Washington Senators @ Boston Red Sox

Fenway Park, Boston, MA

Fri Jun 09 1967, 7:05 PM EDT

Att. 25,326 - Unknown

livebaseballscorecards.com

AB	37
R	7
H	10
RBI	7
BB	2
SO	9
LOB	18

BOTTOM

Washington Senators @ Boston Red Sox

Fenway Park, Boston, MA

Fri Jun 09 1967, 7:05 PM EDT

Att. 25,326 - Unknown

Batter	1	2	3	4	5	6	7	8	9	AB	R	H	RBI	BB	SO	LOB
Reggie Smith, S (1, 8) OBP: 0.284, SLG: 0.324	L5		E3		HR	F7		K		5	2	1	1	0	1	1
Mike Andrews, R (1, 4) OBP: 0.349, SLG: 0.366	L5		E2		E5		6-3	F9		5	1	1	2	0	0	0
Carl Yastrzemski, L (1, 7) OBP: 0.421, SLG: 0.650	BB		4-3		HR		HR			3	2	2	3	1	0	1
George Scott, R (1, 3) OBP: 0.347, SLG: 0.406	F8		6-3		FC5		2B			4	0	2	0	0	0	2
Tony Conigliaro, R (1, 9) OBP: 0.317, SLG: 0.374		5-3		1-3	FC5		F7			4	0	0	0	0	0	2
Rico Petrocelli, R (1, 6) OBP: 0.390, SLG: 0.477		6-3		G5-4-3	FC6-4		IBB			3	0	2	0	1	0	0
Jerry Adair, R (1, 5) OBP: 0.242, SLG: 0.246 Jose Santiago, R (6, 1) OBP: 0.333, SLG: 0.875 John Wyatt, R (9, 1)		6-3		G5-4-3	FC6-4		F4			3 1 0	0 0 0	0 0 0	0 0 0	0 0 0	0 0 0	3 2 0
Mike Ryan, R (1, 2) OBP: 0.326, SLG: 0.325			6-3		F7	6-3		F7		4	0	0	0	0	0	0
Jim Lonborg, R (1, 1) OBP: 0.133, SLG: 0.071 Joe Foy, R (5, PH) OBP: 0.311, SLG: 0.393 (6, 5)			BB		HR	F6		HR		0 3	1 2	0 2	0 2	1 0	0 0	0 0
Inning Stats	R: 0 E: 0 K: 0 S: 3 H: 0 LOB: 1 BB: 1 P: 7	R: 0 E: 0 K: 0 S: 3 H: 0 LOB: 0 BB: 0 P: 3	R: 2 E: 2 K: 0 S: 5 H: 1 LOB: 1 BB: 1 P: 9	R: 0 E: 0 K: 0 S: 3 H: 1 LOB: 0 BB: 0 P: 3	R: 4 E: 1 K: 0 S: 9 H: 5 LOB: 2 BB: 0 P: 9	R: 0 E: 0 K: 0 S: 3 H: 0 LOB: 0 BB: 0 P: 3	R: 1 E: 0 K: 0 S: 5 H: 2 LOB: 2 BB: 1 P: 9	R: 1 E: 0 K: 1 S: 6 H: 1 LOB: 0 BB: 0 P: 6		1B: 3 2B: 2 3B: 0 HR: 5 SF: 0 SAC: 0 DP: 1 HBP: 0						

PITCHER	IP	WLS	BF	H	R	ER	SO	BB	IBB	HBP	BLK	WP	HR	S	P	ERA	WHIP
Barry Moore, L (1, 1) ERA: 3.83	4.1		22	6	6	3	0	2	0	0	0	0	3	20	28	6.23	1.846
Bob Humphreys, R (5, 1) ERA: 4.87	3.2	L	16	4	2	2	1	0	1	0	0	0	2	17	21	4.91	1.091

PITCHER	IP	WLS	BF	H	R	ER	SO	BB	IBB	HBP	BLK	WP	HR	S	P	ERA	WHIP

AB	35
R	8
H	10
RBI	8
BB	3
SO	1
LOB	11

livebaseballscorecards.com

Batter	1	2	3	4	5	6	7	8	9	AB	R	H	RBI	BB	SO	LOB
Tim Cullen, R (1, 6) OBP: 0.333, SLG: 0.256	F3	6-3		1-2 1B		2-H 1B			F8	5	0	2	1	0	0	1
Fred Valentine, S (1, 8) OBP: 0.346, SLG: 0.372	HR 2B		F7	G3		G3			K	5	1	1	0	0	1	3
Frank Howard, R (1, 7) OBP: 0.353, SLG: 0.520	2-H HR		BBBB 6-3 BB		SSS K		4-3		HR	4	2	2	3	1	1	0
Hank Allen, R (9, 7) OBP: 0.256, SLG: 0.308										0	0	0	0	0	0	0
Cap Peterson, R (1, 9) OBP: 0.335, SLG: 0.370	F8		6-3 1-2		SSS K		E3 1B		2B	5	0	2	0	0	1	1
Mike Epstein, L (1, 3) OBP: 0.262, SLG: 0.222	F8		F9		F8		BBBB G6-4-3 BB		SSS K	4	0	0	0	1	1	2
Paul Casanova, R (1, 2) OBP: 0.290, SLG: 0.363		E 2B		SSS K		1B SH3-4 2B	G6-4-3 1-2f			4	2	2	0	0	1	2
Bernie Allen, L (1, 4) OBP: 0.211, SLG: 0.205		F7	1B E 1B			FC1-2 2-3 1B		4-3		4	1	2	0	0	0	1
Ken McMullen, R (1, 5) OBP: 0.238, SLG: 0.297		E3 2-H 1B		1-3 1B		FC1-2 SH3-4 2-3 1B		F3		4	1	2	1	0	0	2
Camilo Pascual, R (1, 1) OBP: 0.174, SLG: 0.136		1-3		E4 1B 3-H		SH3-4 1-2 3-H		F4		3	0	0	1	0	0	1
Dave Baldwin, R (8, 1)										0	0	0	0	0	0	0
Inning Stats	R: 2 E: 0 K: 0 S: 5 H: 2 LOB: 0 BB: 0 P: 5	R: 1 E: 1 K: 0 S: 5 H: 2 LOB: 1 BB: 0 P: 5	R: 0 E: 0 K: 0 S: 3 H: 0 LOB: 1 BB: 1 P: 7	R: 1 E: 1 K: 1 S: 8 H: 3 LOB: 2 BB: 0 P: 8	R: 0 E: 0 K: 2 S: 7 H: 0 LOB: 0 BB: 0 P: 7	R: 2 E: 0 K: 0 S: 6 H: 3 LOB: 1 BB: 0 P: 6	R: 0 E: 1 K: 0 S: 3 H: 1 LOB: 1 BB: 1 P: 7	R: 0 E: 0 K: 0 S: 3 H: 0 LOB: 0 BB: 0 P: 3	R: 1 E: 0 K: 2 S: 9 H: 2 LOB: 1 BB: 0 P: 9	1B: 7 2B: 4 3B: 0 HR: 2 SF: 0 SAC: 1 DP: 1 HBP: 0							

TOP

Washington Senators @ Boston Red Sox

Fenway Park, Boston, MA

Sat Jun 10 1967, 3:33 AM EDT
Att. 15,634 - Unknown - 95 F

livebaseballscorecards.com

AB	38
R	7
H	13
RBI	6
BB	2
SO	5
LOB	13

WP: 0 PB: 0 SB: 0 CS: 0 PA: 41

PITCHER		IP	WLS	BF	H	R	ER	SO	BB	IBB	HBP	BLK	WP	HR	S	P	ERA	WHIP
Lee Stange, R ERA: 4.91	(1, 1)	5.0	L	25	9	6	5	3	1	0	0	0	0	1	30	34	9.00	2.000
Dan Osinski, R ERA: 1.17	(6, 1)	2.0		8	2	0	0	0	1	0	0	0	0	0	7	11	0.00	1.500
Bill Landis, L ERA: 9.0	(8, 1)	2.0		8	2	1	1	2	0	0	0	0	0	1	12	12	4.50	1.000

PITCHER	IP	WLS	BF	H	R	ER	SO	BB	IBB	HBP	BLK	WP	HR	S	P	ERA	WHIP

Batter	1	2	3	4	5	6	7	8	9	AB	R	H	RBI	BB	SO	LOB
Reggie Smith, S (1, 8) OBP: 0.281, SLG: 0.320	3-1		3-1		F9 SH1-4 1B		K		G3	5	0	1	0	0	1	2
Mike Andrews, R (1, 4) OBP: 0.343, SLG: 0.359	6-3		6-3		SH1-4 1-2		5-3			3	0	0	0	0	0	0
Carl Yastrzemski, L (1, 7) OBP: 0.427, SLG: 0.654	HR 2B		BBBB S BB		BBBB FC5-4 BB			4-3		2	1	1	0	2	0	0
George Scott, R (1, 3) OBP: 0.350, SLG: 0.421	2-H HR		BBBB 1-2 FC5-4 BB		F9 2-3			F6		3	1	1	2	1	0	2
Tony Conigliaro, R (1, 9) OBP: 0.308, SLG: 0.361	F8		FC5-4 1-2f		FC5-4 1-2f			F6		4	0	0	0	0	0	4
Rico Petrocelli, R (1, 6) OBP: 0.392, SLG: 0.494		HR		1B		F7			SSS K	4	1	2	1	0	1	0
Joe Foy, R (1, 5) OBP: 0.310, SLG: 0.389		6-3		F5		5-3			BB 1B	4	0	1	0	0	0	1
Russ Gibson, R (1, 2) OBP: 0.297, SLG: 0.273		6-3		F9		F3			F9	4	0	0	0	0	0	2
Lee Stange, R (1, 1) Dan Osinski, R (6, 1) OBP: 0.250, SLG: 0.250 Jose Tartabull, L (7, PH) OBP: 0.315, SLG: 0.250 Bill Landis, L (8, 1) Dalton Jones, L (9, PH) OBP: 0.308, SLG: 0.371		SSS K		5-3			F9		BBBB 1-2 BB	2 0 1 0 0	0 0 0 0 0	0 0 0 0 0	0 0 0 0 0	0 0 0 0 1	1 0 0 0 0	1 0 0 0 0
Inning Stats	R: 2 H: 2 E: 0 LOB: 0 K: 0 BB: 0 S: 5 P: 5	R: 1 H: 1 E: 0 LOB: 0 K: 1 BB: 0 S: 6 P: 6	R: 0 H: 0 E: 0 LOB: 2 K: 0 BB: 2 S: 3 P: 11	R: 0 H: 1 E: 0 LOB: 1 K: 0 BB: 0 S: 4 P: 4	R: 0 H: 1 E: 0 LOB: 2 K: 0 BB: 1 S: 4 P: 8	R: 0 H: 0 E: 0 LOB: 0 K: 0 BB: 0 S: 3 P: 3	R: 0 H: 0 E: 0 LOB: 0 K: 1 BB: 0 S: 5 P: 5	R: 0 H: 0 E: 0 LOB: 0 K: 0 BB: 0 S: 3 P: 3	R: 0 H: 1 E: 0 LOB: 2 K: 1 BB: 1 S: 6 P: 10	1B: 3 SF: 0 2B: 1 SAC: 1 3B: 0 DP: 0 HR: 2 HBP: 0						

PITCHER	IP	WLS	BF	H	R	ER	SO	BB	IBB	HBP	BLK	WP	HR	S	P	ERA	WHIP
Camilo Pascual, R (1, 1) ERA: 3.11	7.1	W	30	5	3	3	2	3	0	0	0	0	2	31	43	3.68	1.091
Dave Baldwin, R (8, 1) ERA: 0.89	1.2	S	7	1	0	0	1	1	0	0	0	0	0	8	12	0.00	1.200

PITCHER	IP	WLS	BF	H	R	ER	SO	BB	IBB	HBP	BLK	WP	HR	S	P	ERA	WHIP

BOTTOM

Washington Senators @ Boston Red Sox

Fenway Park, Boston, MA

Sat Jun 10 1967, 3:33 AM EDT
Att. 15,634 - Unknown - 95 F

livebaseballscorecards.com

AB	32
R	3
H	6
RBI	3
BB	4
SO	3
LOB	12

WP: 0 PA: 37
PB: 0
SB: 1
CS: 0

Washington Senators @ Boston Red Sox

Fenway Park, Boston, MA

Sun Jun 11 1967, 3:33 AM EDT

Unknown

TOP

livebaseballscorecards.com

Batter	1	2	3	4	5	6	7	8	9	AB	R	H	RBI	BB	SO	LOB
Tim Cullen, R (1, 6) OBP: 0.321, SLG: 0.245	F8		5-3		4-3	4-3			6-3	4	0	0	0	0	0	3
Bob Saverine, S (9, PH) OBP: 0.320, SLG: 0.315										1	0	0	0	0	0	0
Fred Valentine, S (1, 8) OBP: 0.350, SLG: 0.367	K		BB		HR BB		F9			2	1	0	0	2	1	0
Frank Howard, R (1, 7) OBP: 0.351, SLG: 0.530	5-3		K		1-H HR		F8			4	1	1	2	0	1	2
Cap Peterson, R (1, 9) OBP: 0.327, SLG: 0.359		4-1		5-3	F7		K			4	0	0	0	0	1	0
Mike Epstein, L (1, 3) OBP: 0.261, SLG: 0.205		3-1		4-3 1B HBP	K			F7		3	0	0	0	0	1	0
Paul Casanova, R (1, 2) OBP: 0.295, SLG: 0.384		HR		4-3 1B 1-2		F3		K		4	1	2	1	0	1	0
Bernie Allen, L (1, 4) OBP: 0.212, SLG: 0.207		F2		4-3 1-2 2-3		SH1-3 1B		K		4	0	1	0	0	1	2
Ken McMullen, R (1, 5) OBP: 0.249, SLG: 0.303			SH1-4 1B	IBB		SH1-3 1B 1-2			F9	3	0	2	0	1	0	0
Phil Ortega, R (1, 1) OBP: 0.158, SLG: 0.059			SH1-4 1-2	F8		SH1-3 1-2 2-3			K	1	0	0	0	0	0	3
Casey Cox, R (7, 1)										0	0	0	0	0	0	0
Darold Knowles, L (7, 1)										0	0	0	0	0	0	0
Dave Baldwin, R (7, 1)										0	0	0	0	0	0	0
Jim King, L (7, 9) OBP: 0.336, SLG: 0.312										1	0	0	0	0	1	0
Bob Priddy, R (8, 1) OBP: 0.400, SLG: 0.250										0	0	0	0	0	0	0

	AB	31
	R	3
	H	6
	RBI	3
	BB	3
	SO	7
	LOB	10

Inning Stats	1	2	3	4	5	6	7	8	9	1B: 4	SF: 0	WP: 0	PA: 37
R:	0	1	0	0	2	0	0	0	0	2B: 0	SAC: 2	PB: 0	
E:	0	0	0	0	0	0	0	0	0	3B: 0	DP: 0	SB: 0	
K:	1	0	1	0	1	0	1	2	1	HR: 2	HBP: 1	CS: 0	
S:	5	4	6	4	6	5	5	7	5				
H:	0	1	1	1	1	2	0	0	0				
LOB:	0	0	2	3	0	0	0	0	0				
BB:	0	0	1	1	1	0	0	0	0				
P:	5	4	10	9	10	5	5	7	5				

PITCHER		IP	WLS	BF	H	R	ER	SO	BB	IBB	HBP	BLK	WP	HR	S	P	ERA	WHIP
Darrell Brandon, R ERA: 4.38	(1, 1)	5.0		23	4	3	3	3	2	1	1	0	0	2	25	38	5.40	1.200
Jose Santiago, R ERA: 4.57	(6, 1)	3.0	W	11	2	0	0	3	0	0	0	0	0	0	17	17	0.00	0.667
John Wyatt, R ERA: 3.06	(9, 1)	1.0	S	3	0	0	0	1	0	0	0	0	0	0	5	5	0.00	0.000

PITCHER		IP	WLS	BF	H	R	ER	SO	BB	IBB	HBP	BLK	WP	HR	S	P	ERA	WHIP

Batter	1	2	3	4	5	6	7	8	9	AB	R	H	RBI	BB	SO	LOB
Jose Tartabull, L (1, 8) OBP: 0.310, SLG: 0.248	3-1		4-3		F5		SH1-3 2-H 1B	F7		5	0	1	1	0	0	5
Mike Andrews, R (1, 4) OBP: 0.343, SLG: 0.358	K			F8		2B 2B 1B	SH1-3 1-2			3	1	1	0	0	1	0
Carl Yastrzemski, L (1, 7) OBP: 0.423, SLG: 0.644	F5			F9		F5	FC6-4 BB			3	0	0	0	1	0	1
George Scott, R (1, 3) OBP: 0.358, SLG: 0.440		G4-6-3 1B		2B		1-3 2B 2B	FC6-4 1-2f			4	1	3	0	0	0	2
Joe Foy, R (1, 5) OBP: 0.314, SLG: 0.399		G4-6-3 1-2f		6-3		6-3 2-H 3-H 2B		1B 1B		4	1	2	2	0	0	2
Rico Petrocelli, R (1, 6) OBP: 0.394, SLG: 0.492		F4			BB FC5-4	6-3 2-3		SH5-4 1-3 FC3-2 1B		3	0	1	0	1	0	1
Tony Conigliaro, R (1, 9) OBP: 0.313, SLG: 0.361			BB SH1-4		F4	K		FC3-2 1-2 SH5-4 3-H 1B		3	0	1	1	1	1	2
Mike Ryan, R (1, 2) OBP: 0.316, SLG: 0.314			K		FC5-4 1-2f 1B		F8	SH5-4 1-2 2-3		3	0	0	0	0	1	2
Darrell Brandon, R (1, 1) OBP: 0.227, SLG: 0.286			SH1-4 1-2		2-3 1B		1B 2B	FC3-2 2-3 3-H		0	0	0	0	0	0	0
Dalton Jones, L (5, PH) OBP: 0.316, SLG: 0.380										1	0	1	0	0	0	0
Jose Santiago, R (6, 1) OBP: 0.400, SLG: 1.000										1	1	1	0	0	0	0
Reggie Smith, S (8, PH) OBP: 0.280, SLG: 0.318										1	0	0	0	0	0	2
John Wyatt, R (9, 1)										0	0	0	0	0	0	0
Inning Stats	R: 0 E: 0 K: 1 S: 5 H: 0 LOB: 0 BB: 0 P: 5	R: 0 E: 0 K: 0 S: 3 H: 1 LOB: 0 BB: 0 P: 3	R: 0 E: 0 K: 1 S: 5 H: 0 LOB: 1 BB: 1 P: 9	R: 0 E: 0 K: 0 S: 4 H: 1 LOB: 1 BB: 0 P: 4	R: 0 E: 1 K: 0 S: 4 H: 1 LOB: 2 BB: 1 P: 8	R: 2 E: 0 K: 1 S: 8 H: 3 LOB: 1 BB: 0 P: 8	R: 1 E: 0 K: 0 S: 5 H: 2 LOB: 2 BB: 1 P: 9	R: 1 E: 0 K: 0 S: 6 H: 3 LOB: 2 BB: 0 P: 6		1B: 7 2B: 4 3B: 0 HR: 0 SF: 0 SAC: 3 DP: 1 HBP: 0						

PITCHER		IP	WLS	BF	H	R	ER	SO	BB	IBB	HBP	BLK	WP	HR	S	P	ERA	WHIP
Phil Ortega, R ERA: 4.28	(1, 1)	6.1		28	8	3	3	3	2	0	0	0	0	0	32	40	4.26	1.579
Casey Cox, R ERA: 1.08	(7, 1)	0.1		1	0	0	0	0	0	0	0	0	0	0	1	1	0.00	0.000
Darold Knowles, L ERA: 2.76	(7, 1)	0.0		1	0	0	0	0	1	0	0	0	0	0	0	4	∞	∞
Dave Baldwin, R ERA: 1.31	(7, 1)	0.1	L	4	3	1	1	0	0	0	0	0	0	0	4	4	27.00	9.000
Bob Priddy, R ERA: 4.55	(8, 1)	1.0		3	0	0	0	0	0	0	0	0	0	0	3	3	0.00	0.000

PITCHER	IP	WLS	BF	H	R	ER	SO	BB	IBB	HBP	BLK	WP	HR	S	P	ERA	WHIP

BOTTOM

Washington Senators @ Boston Red Sox

Fenway Park, Boston, MA

Sun Jun 11 1967, 3:33 AM EDT

Unknown

livebaseballscorecards.com

AB	31
R	4
H	11
RBI	4
BB	3
SO	3
LOB	17

WP: 0 PA: 37
PB: 0
SB: 0
CS: 0

Batter	1	2	3	4	5	6	7	8	9	AB	R	H	RBI	BB	SO	LOB
Bob Saverine, S (1, 6) OBP: 0.333, SLG: 0.323	E6 E SF7	L3 1B		G6-4-3 BB		S 1B 1-3 3-H 1B	F7			4	2	2	1	1	0	0
Fred Valentine, S (1, 8) OBP: 0.351, SLG: 0.364	F9	L3 1-2		G6-4-3 1-2f		1B 1B 1-2 BB		G6-4-3 1B		4	1	1	0	1	0	3
Frank Howard, R (1, 7) OBP: 0.347, SLG: 0.527 Hank Allen, R (8, 7) OBP: 0.256, SLG: 0.308	E5 WP 1B 1-3	5-3		2B		K		G6-4-3 1-2f		5 0	1 0	1 0	0 0	0 0	1 0	5 0
Cap Peterson, R (1, 9) OBP: 0.329, SLG: 0.356	WP 1B BB	SH1-3 1B 5-3 1B		K		K		F7		4	2	1	0	1	2	4
Dick Nen, L (1, 3) OBP: 0.294, SLG: 0.320	SF7 3-H	5-3 SH1-3 1-2 1B	G3			1B 1-3 2-H 3-H 1B			K	4	0	2	3	0	1	0
Bernie Allen, L (1, 4) OBP: 0.223, SLG: 0.211	BB 1B 1-2 2-3 BB	SH1-3 1-2 2-3	6-3			1B 1-3 3-H 1B			G3	3	0	1	1	1	0	0
Ken McMullen, R (1, 5) OBP: 0.253, SLG: 0.302	BB 1-2 2-H 3-H 1B	5-3 IBB	F8			K			5-3	4	0	1	2	1	1	2
Doug Camilli, R (1, 2) OBP: 0.225, SLG: 0.243	1-2 2-3 BB	5-3 1-2 2-3 3-H				E 1B 1B BB	F3			2	1	0	1	2	0	2
Frank Bertaina, L (1, 1) OBP: 0.077, SLG: 0.077 Casey Cox, R (3, 1) Mike Epstein, L (6, PH) OBP: 0.277, SLG: 0.225 Bob Humphreys, R (6, 1) OBP: 0.333, SLG: 0.200 Bob Priddy, R (9, 1) OBP: 0.400, SLG: 0.250	4-3	5-3				E4 1B 1B 1-3 1B	4-3			2 0 1 1 0 0	0 0 1 0 0 0	0 0 1 0 0 0	0 0 1 0 0 0	0 0 0 0 0 0	0 0 0 0 0 0	5 0 0 0 0 0
Inning Stats	R: 3 E: 2 K: 0 S: 6 H: 1 LOB: 3 BB: 3 P: 18	R: 0 E: 0 K: 0 S: 3 H: 1 LOB: 0 BB: 0 P: 3	R: 1 E: 0 K: 0 S: 5 H: 2 LOB: 2 BB: 1 P: 9	R: 0 E: 0 K: 1 S: 5 H: 1 LOB: 1 BB: 1 P: 9	R: 0 E: 0 K: 0 S: 3 H: 0 LOB: 0 BB: 0 P: 3	R: 4 E: 1 K: 3 S: 13 H: 4 LOB: 2 BB: 2 P: 21	R: 0 E: 0 K: 0 S: 3 H: 0 LOB: 0 BB: 0 P: 3	R: 0 E: 0 K: 0 S: 3 H: 1 LOB: 0 BB: 0 P: 3	R: 0 E: 0 K: 1 S: 5 H: 0 LOB: 0 BB: 0 P: 5	1B: 9 2B: 2 3B: 0 HR: 0 SF: 1 SAC: 1 DP: 3 HBP: 0						

PITCHER	IP	WLS	BF	H	R	ER	SO	BB	IBB	HBP	BLK	WP	HR	S	P	ERA	WHIP
Gary Waslewski, R (1, 1) ERA: 3.0	3.0		19	4	4	1	0	4	1	0	0	1	0	14	34	3.00	2.667
Dan Osinski, R (4, 1) ERA: 2.16	2.0	L	9	3	3	3	1	1	0	0	0	0	0	10	14	13.50	2.000
Jose Santiago, R (6, 1) ERA: 4.67	1.0		6	2	1	1	3	1	0	0	0	0	0	11	15	9.00	3.000
Darrell Brandon, R (7, 1) ERA: 4.22	3.0		9	1	0	0	1	0	0	0	0	0	0	11	11	0.00	0.333

PITCHER	IP	WLS	BF	H	R	ER	SO	BB	IBB	HBP	BLK	WP	HR	S	P	ERA	WHIP

TOP

Washington Senators @ Boston Red Sox

Fenway Park, Boston, MA

Sun Jun 11 1967, 3:38 AM EDT

Att. 16,599 - Unknown

livebaseballscorecards.com

AB	34
R	8
H	10
RBI	8
BB	7
SO	5
LOB	21

WP: 1 PB: 0 SB: 1 CS: 0 PA: 43

BOTTOM

Washington Senators @ Boston Red Sox

Fenway Park, Boston, MA

Sun Jun 11 1967, 3:38 AM EDT

Att. 16,599 - Unknown

livebaseballscorecards.com

Batter	1	2	3	4	5	6	7	8	9	AB	R	H	RBI	BB	SO	LOB
Reggie Smith, S (1, 8) OBP: 0.273, SLG: 0.310	6-3	K		FC3-6 (1-2f)		4-3			F8	5	0	0	0	0	1	2
Jerry Adair, R (1, 4) OBP: 0.248, SLG: 0.246	BB (1B)		6-3	5-3		K			HR (1B)	4	1	1	0	1	1	1
Joe Foy, R (1, 5) OBP: 0.328, SLG: 0.411	1B (1-2)		1B		BLK (1B)		F9		HR (1-2)	5	3	4	0	0	0	0
George Scott, R (1, 3) OBP: 0.359, SLG: 0.455	F3		FC5 (1B, 1-2)		5-3 (1-2)		5-3		HR (1-H, 2-H)	5	1	2	3	0	0	3
Rico Petrocelli, R (1, 6) OBP: 0.389, SLG: 0.484	F4		FC5 (1B, 1-2, 2-H)		F8		6-3		6-3	5	0	1	1	0	0	3
Tony Conigliaro, R (1, 9) OBP: 0.326, SLG: 0.397		HR	FC5 (1-2, 2-3f)		2B (2-H)			FC4-6		4	2	3	2	0	0	2
George Thomas, R (1, 7) OBP: 0.231, SLG: 0.208	K		F8		2B (1-H)			FC4-6 (G4-6-3, 1-2f)		2	0	0	0	0	1	2
Carl Yastrzemski, L (5, PH) (6, 7) OBP: 0.424, SLG: 0.647										2	0	1	1	0	0	1
Russ Gibson, R (1, 2) OBP: 0.308, SLG: 0.286	1B			FC3-6 (1B)	K			G4-6-3 (1-2f)		4	0	2	0	0	1	2
Gary Waslewski, R (1, 1) Dan Osinski, R (4, 1) OBP: 0.200, SLG: 0.200 Jose Santiago, R (6, 1) OBP: 0.400, SLG: 1.000 Jose Tartabull, L (6, PH) OBP: 0.308, SLG: 0.246 Darrell Brandon, R (7, 1) OBP: 0.227, SLG: 0.286 Dalton Jones, L (9, PH) OBP: 0.313, SLG: 0.375		K		K		F8			1-3	1 1 0 1 0 1	0 0 0 0 0 0	0 0 0 0 0 0	0 0 0 0 0 0	0 1 0 0 0 0	1 1 0 0 0 0	1 1 0 0 0 0
Inning Stats	R: 0 E: 0 K: 0 S: 4 H: 1 LOB: 2 BB: 1 P: 8	R: 1 E: 0 K: 3 S: 11 H: 2 LOB: 1 BB: 0 P: 11	R: 1 E: 0 K: 0 S: 6 H: 3 LOB: 2 BB: 0 P: 6	R: 0 E: 0 K: 1 S: 6 H: 1 LOB: 1 BB: 0 P: 6	R: 2 E: 0 K: 1 S: 8 H: 3 LOB: 1 BB: 0 P: 8	R: 0 E: 0 K: 1 S: 5 H: 0 LOB: 0 BB: 0 P: 5	R: 0 E: 0 K: 0 S: 3 H: 0 LOB: 0 BB: 0 P: 3	R: 0 E: 0 K: 0 S: 3 H: 1 LOB: 0 BB: 0 P: 3	R: 3 E: 0 K: 0 S: 6 H: 3 LOB: 0 BB: 0 P: 6	1B: 11 2B: 1 3B: 0 HR: 2	SF: 0 SAC: 0 DP: 1 HBP: 0						

	AB	40
	R	7
	H	14
	RBI	7
	BB	1
	SO	6
	LOB	18

WP: 0 PB: 0 SB: 0 CS: 0 PA: 41

PITCHER		IP	WLS	BF	H	R	ER	SO	BB	IBB	HBP	BLK	WP	HR	S	P	ERA	WHIP
Frank Bertaina, L ERA: 3.45	(1, 1)	2.2		15	6	2	2	3	1	0	0	0	0	1	20	24	6.75	2.625
Casey Cox, R ERA: 2.53	(3, 1)	2.1	W	11	4	2	2	2	0	0	0	1	0	0	15	15	7.71	1.714
Bob Humphreys, R ERA: 5.08	(6, 1)	3.2		14	4	3	3	1	0	0	0	0	0	1	16	16	7.36	1.091
Bob Priddy, R ERA: 4.5	(9, 1)	0.1	S	1	0	0	0	0	0	0	0	0	0	0	1	1	0.00	0.000

PITCHER	IP	WLS	BF	H	R	ER	SO	BB	IBB	HBP	BLK	WP	HR	S	P	ERA	WHIP

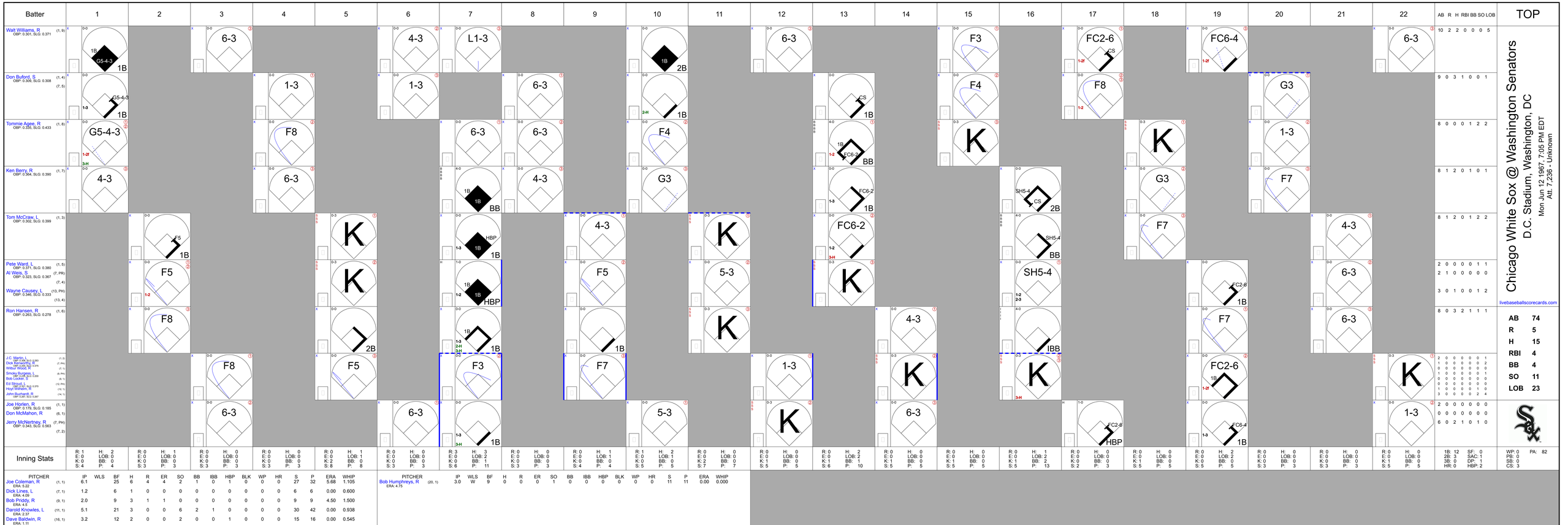

Chicago White Sox @ Washington Senators

D.C. Stadium, Washington, DC

Mon Jun 12 1967, 7:05 PM EDT

Att. 7,236 - Unknown

livebaseballscorecards.com

TOP

Batter	1	2	3	4	5	6	7	8	9	10	11	12	13	14	15	16	17	18	19	20	21	22	AB	R	H	RBI	BB	SO	LOB
Walt Williams, R (1, 9) OBP: 0.301, SLG: 0.371	0-0 1B G5-4-3 1B		0-0 6-3			0-0 4-3	0-0 L1-3			0-0 1B 2B		0-0 6-3			0-0 F3		0-0 FC2-6 CS 1-2f		0-0 FC6-4 1-2f			0-0 6-3	10	2	2	0	0	0	5
Don Buford, S (1, 4) (7, 5) OBP: 0.309, SLG: 0.308	0-0 G5-4-3 1-3 1B			0-0 1-3		0-0 1-3		0-0 6-3		0-0 CS 2-H 1B			0-0 CS 1B		0-0 F4		0-0 F8 1-2			0-0 G3			9	0	3	1	0	0	1
Tommie Agee, R (1, 8) OBP: 0.335, SLG: 0.433	0-0 G5-4-3 1-2f 3-H			0-0 F8			0-0 6-3	0-0 6-3		0-0 F4			4-0 1B FC6-2 1-2 BB		0-3 K			0-3 K		0-0 1-3			8	0	0	0	1	2	2
Ken Berry, R (1, 7) OBP: 0.364, SLG: 0.390	0-0 4-3			0-0 6-3			4-0 1B 1B BB	0-0 4-3		0-0 G3			0-0 FC6-2 1-3 1B			0-0 SH5-4 CS 2B		0-0 G3		0-0 F7			8	1	2	0	1	0	1
Tom McCraw, L (1, 3) OBP: 0.302, SLG: 0.399		0-0 F5 1B			0-3 K		0-0 HBP 1-3 1B 1B		0-0 4-3		0-3 K		0-0 FC6-2 1-2 3-H			4-0 SH5-4 BB		0-0 F7			0-0 4-3		8	1	2	0	1	2	2
Pete Ward, I (1, 5) OBP: 0.371, SLG: 0.380		0-0 F5 1-2			0-3 K		1-0 1B 1-2 1B HBP		0-0 F5		0-3 5-3		0-3 K			0-0 SH5-4 1-2 2-3			0-0 FC2-6 1B		0-0 6-3		2	0	0	0	0	1	1
Al Weis, S (7, PR) (7, 4) OBP: 0.323, SLG: 0.367																							2	1	0	0	0	0	0
Wayne Causey, I (13, PH) (13, 4) OBP: 0.346, SLG: 0.333																							3	0	1	0	0	1	2
Ron Hansen, R (1, 6) OBP: 0.263, SLG: 0.278		0-0 F8			0-0 2B		0-0 1B 1-3 2-H 3-H 1B		0-0 1B		0-3 K			0-0 4-3		4-0 IBB			0-0 F7		0-0 6-3		8	0	3	2	1	1	1
J.C. Martin, I (1, 2) OBP: 0.244, SLG: 0.283			0-0 F8		0-3 F5		0-0 F3		0-0 F7			0-0 1-3		0-3 K		0-0 K 3-H			0-0 FC2-6 1B 1-2f			0-3 K	2	0	0	0	0	0	1
Dick Kenworthy, R (7, PH) OBP: 0.000, SLG: 0.000																							1	0	0	0	0	0	2
Willoughby Wood, R (7, 1) OBP: 0.000, SLG: 0.000																							0	0	0	0	0	0	0
Smoky Burgess, L (8, PH) OBP: 0.000, SLG: 0.000																							1	0	0	0	0	0	1
Bob Locker, R (8, 1) OBP: 0.000, SLG: 0.000																							0	0	0	0	0	0	0
Ed Stroud, L (10, PH) OBP: 0.000, SLG: 0.000																							0	0	0	0	0	0	0
Hoyt Wilhelm, R (10, 1) OBP: 0.000, SLG: 0.000																							1	0	0	0	0	1	0
John Buzhardt, R (14, 1) OBP: 0.261, SLG: 0.261																							3	0	0	0	0	2	4
Joe Horlen, R (1, 1) OBP: 0.179, SLG: 0.185			0-0 6-3			0-0 6-3				0-0 5-3		0-3 K		0-0 6-3			1-0 FC2-6 HBP		0-0 FC6-4 1-3 1B			0-0 1-3	2	0	0	0	0	0	0
Don McMahon, R (6, 1)																							0	0	0	0	0	0	0
Jerry McNertney, R (7, PH) OBP: 0.343, SLG: 0.563 (7, 2)																							6	0	2	1	0	1	0

| Inning Stats | R: 1 E: 0 K: 0 S: 4 | H: 2 LOB: 0 BB: 0 P: 4 | R: 0 E: 0 K: 0 S: 3 | H: 1 LOB: 0 BB: 0 P: 3 | R: 0 E: 0 K: 0 S: 3 | H: 0 LOB: 0 BB: 0 P: 3 | R: 0 E: 0 K: 0 S: 3 | H: 0 LOB: 0 BB: 0 P: 3 | R: 0 E: 0 K: 2 S: 8 | H: 1 LOB: 1 BB: 0 P: 8 | R: 0 E: 0 K: 0 S: 3 | H: 0 LOB: 0 BB: 0 P: 3 | R: 3 E: 0 K: 0 S: 6 | H: 3 LOB: 2 BB: 1 P: 11 | R: 0 E: 0 K: 0 S: 3 | H: 0 LOB: 0 BB: 0 P: 3 | R: 0 E: 0 K: 0 S: 4 | H: 1 LOB: 1 BB: 0 P: 4 | R: 1 E: 0 K: 0 S: 5 | H: 2 LOB: 1 BB: 0 P: 5 | R: 0 E: 0 K: 2 S: 7 | H: 0 LOB: 0 BB: 0 P: 7 | R: 0 E: 0 K: 1 S: 5 | H: 0 LOB: 0 BB: 0 P: 5 | R: 0 E: 0 K: 1 S: 5 | H: 0 LOB: 0 BB: 0 P: 5 | R: 0 E: 0 K: 1 S: 5 | H: 1 LOB: 2 BB: 2 P: 13 | R: 0 E: 0 K: 0 S: 2 | H: 0 LOB: 0 BB: 0 P: 3 | R: 0 E: 0 K: 1 S: 5 | H: 0 LOB: 0 BB: 0 P: 5 | R: 0 E: 0 K: 0 S: 5 | H: 2 LOB: 2 BB: 0 P: 5 | R: 0 E: 0 K: 0 S: 3 | H: 0 LOB: 0 BB: 0 P: 3 | R: 0 E: 0 K: 0 S: 3 | H: 0 LOB: 0 BB: 0 P: 3 | R: 0 E: 0 K: 1 S: 5 | H: 0 LOB: 0 BB: 0 P: 5 | 1B: 12 2B: 3 3B: 0 HR: 0 | SF: 0 SAC: 1 DP: 1 HBP: 2 | WP: 0 PB: 0 SB: 0 CS: 3 | PA: 82 |

PITCHER	IP	WLS	BF	H	R	ER	SO	BB	IBB	HBP	BLK	WP	HR	S	P	ERA	WHIP
Joe Coleman, R (1, 1) ERA: 5.22	6.1		25	6	4	4	2	1	0	1	0	0	0	27	32	5.68	1.105
Dick Lines, L (7, 1) ERA: 4.09	1.2		6	1	0	0	0	0	0	0	0	0	0	6	6	0.00	0.600
Bob Priddy, R (9, 1) ERA: 4.5	2.0		9	3	1	1	0	0	0	0	0	0	0	9	9	4.50	1.500
Darold Knowles, L (11, 1) ERA: 2.37	5.1		21	3	0	0	6	2	1	0	0	0	0	30	42	0.00	0.938
Dave Baldwin, R (16, 1) ERA: 1.11	3.2		12	2	0	0	2	0	0	1	0	0	0	15	16	0.00	0.545

PITCHER	IP	WLS	BF	H	R	ER	SO	BB	IBB	HBP	BLK	WP	HR	S	P	ERA	WHIP
Bob Humphreys, R (20, 1) ERA: 4.75	3.0	W	9	0	0	0	1	0	0	0	0	0	0	1	11	0.00	0.000

AB	74
R	5
H	15
RBI	4
BB	4
SO	11
LOB	23

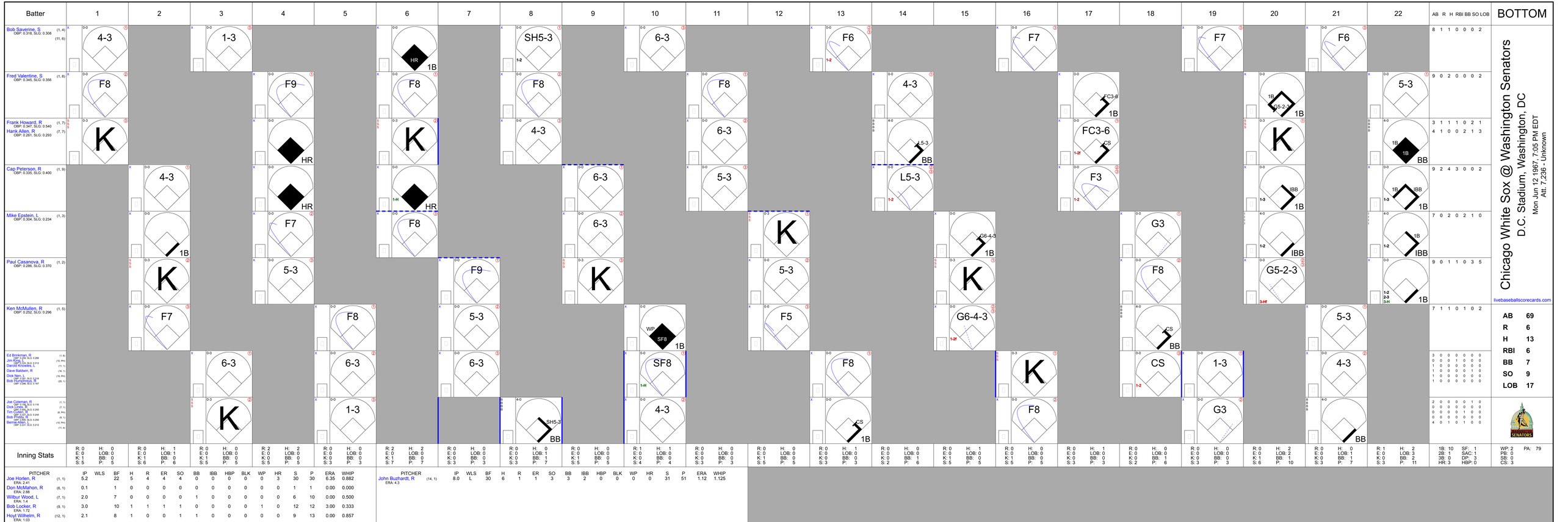
Batter
1
2
3
4
5
6
7
8
9
10
11
12
13
14
15
16
17
18
19
20
21
22
AB R H RBI BB SO LOB
BOTTOM
Bob Saverine, S (1, 4) (11, 6) OBP: 0.318, SLG: 0.308
Fred Valentine, S (1, 8) OBP: 0.345, SLG: 0.356
Frank Howard, R (1, 7) OBP: 0.347, SLG: 0.540
Hank Allen, R (7, 7) OBP: 0.261, SLG: 0.293
Cap Peterson, R (1, 9) OBP: 0.335, SLG: 0.400
Mike Epstein, L (1, 3) OBP: 0.304, SLG: 0.234
Paul Casanova, R (1, 2) OBP: 0.286, SLG: 0.370
Ken McMullen, R (1, 5) OBP: 0.252, SLG: 0.296
Ed Brinkman, R (1, 6) OBP: 0.259, SLG: 0.266
Jim Hicks, L (10, PH) OBP: 0.333, SLG: 0.312
Darold Knowles, L (11, 1)
Dave Baldwin, R (18, 1)
Dick Nen, L (19, PH) OBP: 0.000, SLG: 0.000
Bob Priddy, R (20, 1) OBP: 0.214, SLG: 0.167
Joe Coleman, R (1, 1) OBP: 0.118, SLG: 0.118
Dick Ellsworth, R (7, 1) OBP: 0.286, SLG: 0.250
Tim Cullen, R (8, PH) OBP: 0.333, SLG: 0.345
Bob Priddy, R (9, 1) OBP: 0.214, SLG: 0.200
Bernie Allen, L (10, PH) OBP: 0.231, SLG: 0.212
(11, 4)
Inning Stats
PITCHER IP WLS BF H R ER SO BB IBB HBP BLK WP HR S P ERA WHIP
Joe Horlen, R (1, 1) 5.2 22 5 4 4 4 0 0 0 0 0 0 3 30 6.35 0.882
ERA: 2.41
Don McMahon, R (6, 1) 0.1 1 0 0 0 0 0 0 0 0 0 0 1 1 0.00 0.000
ERA: 2.88
Wilbur Wood, L (7, 1) 2.0 7 0 0 0 0 1 0 0 0 0 0 6 10 0.00 0.500
ERA: 1.4
Bob Locker, R (9, 1) 3.0 10 1 1 1 1 0 0 0 0 1 0 12 12 3.00 0.333
ERA: 1.72
Hoyt Wilhelm, R (12, 1) 2.1 8 1 0 0 1 1 0 0 0 0 0 9 13 0.00 0.857
ERA: 1.03
PITCHER IP WLS BF H R ER SO BB IBB HBP BLK WP HR S P ERA WHIP
John Buzhardt, R (14, 1) 8.0 L 30 6 1 1 3 3 2 0 0 0 0 0 31 51 1.12 1.125
ERA: 4.3
Chicago White Sox @ Washington Senators
D.C. Stadium, Washington, DC
Mon Jun 12, 1967, 7:05 PM EDT
Att. 7,236 - Unknown
livebaseballscorecards.com
AB 69
R 6
H 13
RBI 6
BB 7
SO 9
LOB 17
1B: 10 SF: 1
2B: 1 SAC: 1
3B: 0 DP: 3
HR: 3 HBP: 0
WP: 2 PA: 79
PB: 0
SB: 0
CS: 3

Chicago White Sox @ Washington Senators

D.C. Stadium, Washington, DC

Tue Jun 13 1967, 7:05 PM EDT

Att. 13,661 - Unknown

livebaseballscorecards.com

TOP

Batter	1	2	3	4	5	6	7	8	9	AB	R	H	RBI	BB	SO	LOB
Walt Williams, R (1, 9) OBP: 0.312, SLG: 0.378	1B 2B 1B		FC6-4 1B		6-3		F3			4	1	2	0	0	0	0
Don Buford, S (1, 4) (6, 5) OBP: 0.313, SLG: 0.312	2B G6-4-3 1B 1-3		FC6-4 1-2f			BB 1B 1B	F5			4	2	2	0	0	0	1
Tommie Agee, R (1, 8) OBP: 0.338, SLG: 0.437	G6-4-3 CS 2B 1-3 3-H		K			1B HR BB 1-2		F9		3	1	1	1	1	1	1
Ken Berry, R (1, 7) OBP: 0.367, SLG: 0.389	G6-4-3 IBB			F5		HR 1B 1-3 2-H		6-3		3	1	1	1	1	0	0
Ron Hansen, R (1, 6) OBP: 0.268, SLG: 0.297	G6-4-3 1-2f 2-3 3-H			6-3		HR 1-H 3-H		FC6-4 BB		3	1	1	3	1	0	2
Jerry McNertney, R (1, 2) OBP: 0.333, SLG: 0.528	CS 3-H	5-3		1B		F7		FC6-4 1-2f		4	0	1	0	0	0	1
Dick Kenworthy, R (1, 5) OBP: 0.179, SLG: 0.333				F7		E3 2B			3-1	3	0	0	0	0	0	1
Al Weis, S (6, PR) (6, 4) OBP: 0.313, SLG: 0.355		6-3								1	0	0	0	0	0	0
Tom McCraw, L (1, 3) OBP: 0.300, SLG: 0.401		4-3			G3	CS 2B 1-H			4-3	4	0	1	0	0	0	0
Tommy John, R (1, 1) OBP: 0.138, SLG: 0.143			L6		6-3	CS 3-H	K		K	4	0	0	0	0	2	0
Inning Stats	R: 2 E: 0 K: 0 S: 4 / H: 3 LOB: 0 BB: 1 P: 8	R: 0 E: 0 K: 0 S: 3 / H: 0 LOB: 0 BB: 0 P: 3	R: 0 E: 0 K: 1 S: 6 / H: 1 LOB: 1 BB: 0 P: 6	R: 0 E: 0 K: 0 S: 4 / H: 1 LOB: 1 BB: 0 P: 4	R: 0 E: 0 K: 0 S: 3 / H: 0 LOB: 0 BB: 0 P: 3	R: 4 E: 1 K: 0 S: 6 / H: 4 LOB: 1 BB: 1 P: 10	R: 0 E: 0 K: 1 S: 5 / H: 0 LOB: 0 BB: 0 P: 5	R: 0 E: 0 K: 0 S: 3 / H: 0 LOB: 1 BB: 1 P: 7	R: 0 E: 0 K: 1 S: 5 / H: 0 LOB: 0 BB: 0 P: 5	1B: 6 2B: 2 3B: 0 HR: 1	SF: 0 SAC: 0 DP: 1 HBP: 0						

	AB	33
	R	6
	H	9
	RBI	5
	BB	3
	SO	3
	LOB	6

WP: 0 PB: 0 SB: 0 CS: 2 PA: 38

PITCHER		IP	WLS	BF	H	R	ER	SO	BB	IBB	HBP	BLK	WP	HR	S	P	ERA	WHIP
Barry Moore, L ERA: 4.33	(1, 1)	6.0	L	26	9	6	6	1	1	1	0	0	0	1	26	34	9.00	1.667
Casey Cox, R ERA: 1.98	(7, 1)	3.0		10	0	0	0	2	1	0	0	0	0	0	13	17	0.00	0.333

PITCHER	IP	WLS	BF	H	R	ER	SO	BB	IBB	HBP	BLK	WP	HR	S	P	ERA	WHIP

Batter	1	2	3	4	5	6	7	8	9	AB	R	H	RBI	BB	SO	LOB
Tim Cullen, R (1, 4) OBP: 0.324, SLG: 0.245	6-3		1B			4-3		L1		4	0	1	0	0	0	0
Hank Allen, R (1, 8) Casey Cox, R (7, 1) Bob Saverine, S (9, PH) OBP: 0.264, SLG: 0.294 OBP: 0.315, SLG: 0.305	FC5-4 1B		6-3			K			K	3 0 1	0 0 0	1 0 0	0 0 0	0 0 0	1 0 1	1 0 0
Frank Howard, R (1, 7) OBP: 0.341, SLG: 0.528	K			K			6-3		K	4	0	0	0	0	3	1
Cap Peterson, R (1, 9) OBP: 0.328, SLG: 0.390	FC5-4 1-2f			6-3			F8		6-3	4	0	0	0	0	0	1
Ken McMullen, R (1, 5) OBP: 0.254, SLG: 0.302		4-3		5-3			2B			3	0	1	0	0	0	0
Mike Epstein, L (1, 3) OBP: 0.305, SLG: 0.224		K			F5		FC6-4 BB			2	0	0	0	1	1	0
Doug Camilli, R (1, 2) OBP: 0.209, SLG: 0.225		6-3			K		FC6-4 1-2f			3	0	0	0	0	1	2
Ed Brinkman, R (1, 6) OBP: 0.255, SLG: 0.261			F8		6-3			5-3		3	0	0	0	0	0	0
Barry Moore, L (1, 1) Fred Valentine, S (6, PH) (7, 8) OBP: 0.200, SLG: 0.235 OBP: 0.342, SLG: 0.352			K			5-3		K		1 2	0 0	0 0	0 0	0 0	1 1	0 0
Inning Stats	R: 0 E: 0 K: 1 S: 6 H: 1 LOB: 1 BB: 0 P: 6	R: 0 E: 0 K: 1 S: 5 H: 0 LOB: 0 BB: 0 P: 5	R: 0 E: 0 K: 1 S: 6 H: 1 LOB: 1 BB: 0 P: 6	R: 0 E: 0 K: 1 S: 5 H: 0 LOB: 0 BB: 0 P: 5	R: 0 E: 0 K: 1 S: 5 H: 0 LOB: 0 BB: 0 P: 5	R: 0 E: 0 K: 1 S: 5 H: 0 LOB: 0 BB: 0 P: 5	R: 0 E: 0 K: 0 S: 4 H: 1 LOB: 2 BB: 1 P: 8	R: 0 E: 0 K: 1 S: 5 H: 0 LOB: 0 BB: 0 P: 5	R: 0 E: 0 K: 2 S: 7 H: 0 LOB: 0 BB: 0 P: 7	1B: 2 2B: 1 3B: 0 HR: 0 SF: 0 SAC: 0 DP: 0 HBP: 0						

PITCHER	IP	WLS	BF	H	R	ER	SO	BB	IBB	HBP	BLK	WP	HR	S	P	ERA	WHIP
Tommy John, L (1, 1) ERA: 2.39	9.0	W	31	3	0	0	9	1	0	0	0	0	0	48	52	0.00	0.444

PITCHER	IP	WLS	BF	H	R	ER	SO	BB	IBB	HBP	BLK	WP	HR	S	P	ERA	WHIP

BOTTOM

Chicago White Sox @ Washington Senators

D.C. Stadium, Washington, DC

Tue Jun 13 1967, 7:05 PM EDT

Att. 13,661 - Unknown

livebaseballscorecards.com

AB	30
R	0
H	3
RBI	0
BB	1
SO	9
LOB	5

PA: 31

Batter	1	2	3	4	5	6	7	8	9	AB	R	H	RBI	BB	SO	LOB
Horace Clarke, S (1, 4) OBP: 0.321, SLG: 0.295	1B E 1B	6-3		6-3		5-3		S 1B		5	2	2	0	0	0	1
Ruben Amaro, R (1, 6) OBP: 0.312, SLG: 0.315	F9	5-3			2B 1B	4-3		K 1-2		5	0	1	0	0	1	3
Joe Pepitone, L (1, 8) OBP: 0.307, SLG: 0.364	E 1B 1B 1-3		K		F9		G3	E 1B BB		4	2	1	0	1	1	1
Steve Whitaker, L (1, 9) OBP: 0.313, SLG: 0.410	E4 1B 3B 1-2 3-H	6-3			K		WP 1B 1B	E8 1B 1-H 2-H		5	1	2	2	0	1	2
Tom Tresh, S (1, 7) OBP: 0.290, SLG: 0.342 Bill Robinson, R (8, 7) OBP: 0.224, SLG: 0.190	K	FC5 1B 1B			2B 1-3		F8	G3		5 0	0 0	2 0	0 0	0 0	1 0	4 0
Elston Howard, R (1, 2) OBP: 0.268, SLG: 0.266	3B 1B 1-2 2-H		1B 1-2		K		WP 1B 1-2		5-3	5	1	3	1	0	1	2
Charley Smith, R (1, 5) OBP: 0.280, SLG: 0.311	3B 1-H 2-H		FC5 2-3f			E 3B	IBB 1-2 2-3		5-3	4	1	2	2	1	0	2
Mike Hegan, L (1, 3) OBP: 0.208, SLG: 0.143	K			K		5-3	4-3		4-3	5	0	0	0	0	2	5
Al Downing, R (1, 1) OBP: 0.214, SLG: 0.160		K		K		FC1 3-H		F9		4	0	0	0	0	2	0
Inning Stats	R: 4 E: 1 K: 2 S: 12 H: 4 LOB: 1 BB: 0 P: 12	R: 0 E: 0 K: 1 S: 5 H: 0 LOB: 0 BB: 0 P: 5	R: 0 E: 0 K: 1 S: 7 H: 2 LOB: 2 BB: 0 P: 7	R: 0 E: 0 K: 2 S: 7 H: 0 LOB: 0 BB: 0 P: 7	R: 0 E: 0 K: 2 S: 9 H: 2 LOB: 2 BB: 0 P: 9	R: 1 E: 1 K: 0 S: 5 H: 1 LOB: 1 BB: 0 P: 5	R: 0 E: 0 K: 0 S: 5 H: 2 LOB: 3 BB: 1 P: 9	R: 2 E: 1 K: 1 S: 7 H: 2 LOB: 1 BB: 1 P: 11	R: 0 E: 0 K: 0 S: 3 H: 0 LOB: 0 BB: 0 P: 3	1B: 10 2B: 1 3B: 2 HR: 0 SF: 0 SAC: 0 DP: 0 HBP: 0						

TOP

New York Yankees @ Washington Senators

D.C. Stadium, Washington, DC

Wed Jun 14 1967, 7:05 PM EDT

Unknown

livebaseballscorecards.com

AB	42
R	7
H	13
RBI	5
BB	2
SO	9
LOB	20

PITCHER		IP	WLS	BF	H	R	ER	SO	BB	IBB	HBP	BLK	WP	HR	S	P	ERA	WHIP
Camilo Pascual, R ERA: 3.19	(1, 1)	1.0	L	8	4	4	1	2	0	0	0	0	0	0	12	12	9.00	4.000
Dick Lines, L ERA: 3.46	(2, 1)	6.0		27	7	1	0	6	0	1	0	0	1	0	38	42	0.00	1.167
Casey Cox, R ERA: 2.3	(8, 1)	2.0		9	2	2	1	1	1	0	0	0	0	0	10	14	4.50	1.500

PITCHER	IP	WLS	BF	H	R	ER	SO	BB	IBB	HBP	BLK	WP	HR	S	P	ERA	WHIP

WP: 1 PB: 0 SB: 1 CS: 0 PA: 44

BOTTOM

New York Yankees @ Washington Senators

D.C. Stadium, Washington, DC

Wed Jun 14 1967, 7:05 PM EDT

Unknown

livebaseballscorecards.com

Batter	1	2	3	4	5	6	7	8	9	AB	R	H	RBI	BB	SO	LOB
Tim Cullen, R (1, 4) OBP: 0.313, SLG: 0.235	F8		F8		K			5-3		4	0	0	0	0	1	2
Hank Allen, R (1, 8) OBP: 0.274, SLG: 0.318	3B		G5-3 2-3f		BB			5-3		3	0	1	0	1	0	2
Frank Howard, R (1, 7) OBP: 0.339, SLG: 0.523	K			2-3	F3			1B		4	0	1	0	0	1	2
Cap Peterson, R (1, 9) OBP: 0.337, SLG: 0.395	F8			1B BB		G6-4-3 1B		1-2 1B		3	1	2	0	1	0	1
Paul Casanova, R (1, 2) OBP: 0.285, SLG: 0.367		5-3		FC4-6 1B 1-2		G6-4-3 1-2f		F3		4	0	1	0	0	0	3
Ken McMullen, R (1, 5) OBP: 0.254, SLG: 0.301		F4		FC4-6 1B 1-2 2-H		4-3			F5	4	0	1	1	0	0	0
Dick Nen, L (1, 3) OBP: 0.278, SLG: 0.300		F9		FC4-6 FC4 1-2f 2-3			F2		1-3	4	0	0	0	0	0	2
Ed Brinkman, R (1, 6) OBP: 0.255, SLG: 0.261			G5-3 BB 1B	FC4 1-2f			F7		F7	4	0	1	0	0	0	2
Camilo Pascual, R (1, 1) OBP: 0.174, SLG: 0.136			BB 1-2		K		K			0	0	0	0	0	0	0
Dick Lines, R (2, 1) OBP: 0.429, SLG: 0.200										1	0	0	0	1	1	0
Fred Valentine, S (7, PH) OBP: 0.340, SLG: 0.349										1	0	0	0	0	1	0
Casey Cox, R (8, 1)										0	0	0	0	0	0	0

Inning Stats	1	2	3	4	5	6	7	8	9
	R: 0 E: 0 K: 1 S: 6	H: 1 LOB: 1 BB: 0 P: 6	R: 0 E: 0 K: 0 S: 3	H: 0 LOB: 0 BB: 0 P: 3	R: 0 E: 0 K: 0 S: 3	H: 1 LOB: 1 BB: 1 P: 7	R: 1 E: 0 K: 0 S: 5	H: 2 LOB: 2 BB: 1 P: 9	R: 0 E: 0 K: 2 S: 7	H: 0 LOB: 1 BB: 1 P: 11	R: 0 E: 0 K: 0 S: 3	H: 1 LOB: 0 BB: 0 P: 3	R: 0 E: 0 K: 1 S: 5	H: 0 LOB: 0 BB: 0 P: 5	R: 0 E: 0 K: 0 S: 5	H: 2 LOB: 2 BB: 0 P: 5	R: 0 E: 0 K: 0 S: 3	H: 0 LOB: 0 BB: 0 P: 3

	AB	32
	R	1
	H	7
	RBI	1
	BB	3
	SO	4
	LOB	14

	1B: 6	SF: 0	WP: 0	PA: 35
	2B: 0	SAC: 0	PB: 0	
	3B: 1	DP: 2	SB: 0	
	HR: 0	HBP: 0	CS: 0	

PITCHER	IP	WLS	BF	H	R	ER	SO	BB	IBB	HBP	BLK	WP	HR	S	P	ERA	WHIP
Al Downing, L (1, 1) ERA: 1.72	9.0	W	35	7	1	1	4	3	0	0	0	0	0	40	52	1.00	1.111

PITCHER	IP	WLS	BF	H	R	ER	SO	BB	IBB	HBP	BLK	WP	HR	S	P	ERA	WHIP

Batter	1	2	3	4	5	6	7	8	9	AB	R	H	RBI	BB	SO	LOB
Horace Clarke, S (1, 4) OBP: 0.315, SLG: 0.289	K		6-3			L6		4-3		4	0	0	0	0	1	0
Ruben Amaro, R (1, 6) OBP: 0.310, SLG: 0.313	F7			5-3		1B			F9	4	0	1	0	0	0	0
Joe Pepitone, L (1, 8) OBP: 0.310, SLG: 0.371	2B			F8		F9			HR 1B	4	1	2	0	0	0	1
Steve Whitaker, L (1, 9) OBP: 0.311, SLG: 0.424	5-3			E4			1-3		1-H HR	4	1	1	2	0	0	1
Tom Tresh, S (1, 7) OBP: 0.285, SLG: 0.335		4-3		F9			F6		F9	4	0	0	0	0	0	1
Jake Gibbs, L (1, 2) OBP: 0.289, SLG: 0.315 Elston Howard, R (9, PH) OBP: 0.266, SLG: 0.264		4-3			F7		1B		F3	3 1	0 0	1 0	0 0	0 0	0 0	0 0
Charley Smith, R (1, 5) OBP: 0.276, SLG: 0.305		K			5-3		F8			3	0	0	0	0	1	1
Mike Hegan, L (1, 3) OBP: 0.185, SLG: 0.125			K		F7			3-1		3	0	0	0	0	1	0
Thad Tillotson, R (1, 1) OBP: 0.154, SLG: 0.083 Dick Howser, R (6, PH) OBP: 0.422, SLG: 0.325 Bill Monbouquette, R (6, 1) Mickey Mantle, S (8, PH) OBP: 0.362, SLG: 0.485 Joe Verbanic, R (8, 1) OBP: 0.333, SLG: 0.500			K			5-3		F9		1 1 0 1 0	0 0 0 0 0	0 0 0 0 0	0 0 0 0 0	0 0 0 0 0	1 0 0 0 0	0 0 0 0 0
Inning Stats	R: 0 H: 1 E: 0 LOB: 1 K: 1 BB: 0 S: 6 P: 6	R: 0 H: 0 E: 0 LOB: 0 K: 1 BB: 0 S: 5 P: 5	R: 0 H: 0 E: 0 LOB: 0 K: 2 BB: 0 S: 7 P: 7	R: 0 H: 0 E: 1 LOB: 1 K: 0 BB: 0 S: 4 P: 4	R: 0 H: 0 E: 0 LOB: 0 K: 0 BB: 0 S: 3 P: 3	R: 0 H: 1 E: 0 LOB: 1 K: 0 BB: 0 S: 4 P: 4	R: 0 H: 1 E: 0 LOB: 1 K: 0 BB: 0 S: 4 P: 4	R: 0 H: 0 E: 0 LOB: 0 K: 0 BB: 0 S: 3 P: 3	R: 2 H: 2 E: 0 LOB: 0 K: 0 BB: 0 S: 5 P: 5	1B: 3 SF: 0 2B: 1 SAC: 0 3B: 0 DP: 0 HR: 1 HBP: 0						

PITCHER		IP	WLS	BF	H	R	ER	SO	BB	IBB	HBP	BLK	WP	HR	S	P	ERA	WHIP
Phil Ortega, R ERA: 4.02	(1, 1)	8.1	W	31	5	2	2	4	0	0	0	0	0	1	39	39	2.16	0.600
Darold Knowles, L ERA: 2.33	(9, 1)	0.2	S	2	0	0	0	0	0	0	0	0	0	0	2	2	0.00	0.000

PITCHER	IP	WLS	BF	H	R	ER	SO	BB	IBB	HBP	BLK	WP	HR	S	P	ERA	WHIP

TOP

New York Yankees @ Washington Senators

D.C. Stadium, Washington, DC

Wed Jun 14 1967, 7:05 PM EDT

Att. 15,158 - Unknown

livebaseballscorecards.com

AB	33
R	2
H	5
RBI	2
BB	0
SO	4
LOB	4

WP: 0 PA: 33
PB: 0
SB: 0
CS: 0

Batter	1	2	3	4	5	6	7	8	9	AB	R	H	RBI	BB	SO	LOB
Bob Saverine, S (1, 4) OBP: 0.304, SLG: 0.294	4-3		5-3		6-3		K			4	0	0	0	0	1	0
Fred Valentine, S (1, 8) OBP: 0.343, SLG: 0.353	E S FC6-2 1B		4-3		K		1B			4	0	2	0	0	1	0
Jim King, L (1, 9) OBP: 0.339, SLG: 0.313	FC6-2 1B 2B 1-H		4-3		FC6-4 BB		1-3 1B			3	1	1	0	1	0	1
Cap Peterson, R (1, 7) OBP: 0.335, SLG: 0.392	2B 1B 1-2			4-3	FC6-4 1-2f			6-3		4	1	1	0	0	0	1
Mike Epstein, L (1, 3) OBP: 0.317, SLG: 0.264	2B 1-H 2-H			FC6-4 1B		K		4-3		4	0	2	2	0	1	0
Paul Casanova, R (1, 2) OBP: 0.289, SLG: 0.376	F8			FC6-4 BB 1B 1-2f		1B		1B 2B		4	1	2	0	0	0	2
Ken McMullen, R (1, 5) OBP: 0.263, SLG: 0.307		L5-3 1B		1B BB 1-2		F9		2-H 1B		3	0	2	0	1	0	1
Ed Brinkman, R (1, 6) OBP: 0.256, SLG: 0.262		L5-3 1-2		1-3 2-H 1B		6-3				3	0	1	1	0	0	2
Phil Ortega, R (1, 1) OBP: 0.136, SLG: 0.050 Darold Knowles, L (9, 1)	4-3			K			6-3			3 0	0 0	0 0	0 0	0 0	1 0	2 0
Inning Stats	R: 2 E: 0 K: 0 S: 6 H: 3 LOB: 1 BB: 0 P: 6	R: 0 E: 0 K: 0 S: 3 H: 1 LOB: 0 BB: 0 P: 3	R: 0 E: 0 K: 0 S: 3 H: 0 LOB: 0 BB: 0 P: 3	R: 1 E: 0 K: 1 S: 7 H: 2 LOB: 2 BB: 1 P: 11	R: 0 E: 0 K: 1 S: 5 H: 0 LOB: 1 BB: 1 P: 9	R: 0 E: 0 K: 1 S: 6 H: 1 LOB: 1 BB: 0 P: 6	R: 0 E: 0 K: 1 S: 6 H: 2 LOB: 2 BB: 0 P: 6	R: 0 E: 0 K: 0 S: 4 H: 2 LOB: 2 BB: 0 P: 4		1B: 9 2B: 3 3B: 0 HR: 0 SF: 0 SAC: 0 DP: 1 HBP: 0						

PITCHER		IP	WLS	BF	H	R	ER	SO	BB	IBB	HBP	BLK	WP	HR	S	P	ERA	WHIP
Thad Tillotson, R ERA: 2.78	(1, 1)	5.0	L	22	6	3	3	2	2	0	0	0	0	0	24	32	5.40	1.600
Bill Monbouquette, R ERA: 3.06	(6, 1)	2.0		8	3	0	0	2	0	0	0	0	0	0	12	12	0.00	1.500
Joe Verbanic, R ERA: 1.59	(8, 1)	1.0		4	2	0	0	0	0	0	0	0	0	0	4	4	0.00	2.000

PITCHER	IP	WLS	BF	H	R	ER	SO	BB	IBB	HBP	BLK	WP	HR	S	P	ERA	WHIP

BOTTOM

New York Yankees @ Washington Senators

D.C. Stadium, Washington, DC

Wed Jun 14 1967, 7:05 PM EDT

Att. 15,158 - Unknown

livebaseballscorecards.com

AB	32
R	3
H	11
RBI	3
BB	2
SO	4
LOB	9

PA: 34

New York Yankees @ Washington Senators

D.C. Stadium, Washington, DC

Thu Jun 15 1967, 7:05 PM EDT

Att. 9,416 - Unknown

TOP

livebaseballscorecards.com

Batter	1	2	3	4	5	6	7	8	9	AB	R	H	RBI	BB	SO	LOB
Horace Clarke, S (1, 4) OBP: 0.314, SLG: 0.288	K		F3			G5-4-3, 1B		F8		4	0	1	0	0	1	2
Ruben Amaro, R (1, 6) OBP: 0.301, SLG: 0.304	F8		1-3			G5-4-3 1-2f		L4		4	0	0	0	0	0	3
Mickey Mantle, S (1, 3) OBP: 0.370, SLG: 0.512	BB			5-3		HR			4-3, SF9, 2B	3	1	2	1	1	0	0
Mike Hegan, L (9, PR) OBP: 0.185, SLG: 0.125 (9, 3)										0	1	0	0	0	0	0
Elston Howard, R (1, 2) OBP: 0.259, SLG: 0.256	1-3			6-3		F7			4-3 2-3	4	0	0	0	0	0	2
Joe Pepitone, L (1, 8) OBP: 0.309, SLG: 0.371		F9		F7			CS, 1B		SF9 3-H	3	0	1	1	0	0	0
Tom Tresh, S (1, 7) OBP: 0.280, SLG: 0.328		6-3			L6		F9		5-3	4	0	0	0	0	0	2
Charley Smith, R (1, 5) OBP: 0.277, SLG: 0.306		6-3			FC5-4, 1B		6-3 1-2			3	0	1	0	0	0	1
Bill Robinson, R (1, 9) OBP: 0.218, SLG: 0.184			5-3		FC5-4 1-2f				F7	3	0	0	0	0	0	1
Mel Stottlemyre, R (1, 1) OBP: 0.161, SLG: 0.103			E6		K				BB	2	0	0	0	1	1	1
Inning Stats	R: 0 E: 0 K: 1 S: 5 H: 0 LOB: 1 BB: 1 P: 9	R: 0 E: 0 K: 0 S: 3 H: 0 LOB: 0 BB: 0 P: 3	R: 0 E: 1 K: 0 S: 4 H: 0 LOB: 1 BB: 0 P: 4	R: 0 E: 0 K: 0 S: 3 H: 0 LOB: 0 BB: 0 P: 3	R: 0 E: 0 K: 1 S: 6 H: 1 LOB: 1 BB: 0 P: 6	R: 1 E: 0 K: 0 S: 4 H: 2 LOB: 0 BB: 0 P: 4	R: 0 E: 0 K: 0 S: 3 H: 1 LOB: 0 BB: 0 P: 3	R: 0 E: 0 K: 0 S: 3 H: 0 LOB: 1 BB: 1 P: 7	R: 1 E: 0 K: 0 S: 4 H: 1 LOB: 1 BB: 0 P: 4	1B: 3 2B: 1 3B: 0 HR: 1 SF: 1 SAC: 0 DP: 1 HBP: 0	WP: 0 PB: 0 SB: 0 CS: 1 PA: 33					

	AB	30
	R	2
	H	5
	RBI	2
	BB	2
	SO	2
	LOB	12

PITCHER		IP	WLS	BF	H	R	ER	SO	BB	IBB	HBP	BLK	WP	HR	S	P	ERA	WHIP
Frank Bertaina, L ERA: 3.05	(1, 1)	7.0	L	25	4	1	1	2	1	0	0	0	0	1	28	32	1.29	0.714
Darold Knowles, L ERA: 2.43	(8, 1)	2.0		8	1	1	1	0	1	0	0	0	0	0	7	11	4.50	1.000

PITCHER	IP	WLS	BF	H	R	ER	SO	BB	IBB	HBP	BLK	WP	HR	S	P	ERA	WHIP

Batter	1	2	3	4	5	6	7	8	9	AB	R	H	RBI	BB	SO	LOB
Bob Saverine, S (1, 4) (8, 6) OBP: 0.303, SLG: 0.301	1B 2B		4-3		4-3		4-3			4	0	1	0	0	0	3
Fred Valentine, S (1, 8) OBP: 0.341, SLG: 0.351	4-3 1B 2-H		4-3			4-3		4-3		4	0	1	0	0	0	0
Jim King, L (1, 9) OBP: 0.328, SLG: 0.300	4-3 2-3		4-3			F9		F8		4	0	0	0	0	0	1
Cap Peterson, R (1, 7) OBP: 0.333, SLG: 0.388	F7			FC3-6 1B		L6		F6		4	0	1	0	0	0	1
Mike Epstein, L (1, 3) OBP: 0.328, SLG: 0.316		G3 BB 1B		FC3-6 FC1-4 1-2f			3B		4-3	4	0	2	0	0	0	1
Paul Casanova, R (1, 2) OBP: 0.289, SLG: 0.370		BBBB 4-0 G3 BB 1-2		FC1-4 1-2f			SSS 0-3 K2-3		F7	3	0	0	0	1	1	2
Ken McMullen, R (1, 5) OBP: 0.263, SLG: 0.302		F4		5-3			BBBB 4-0 BB BB		6-3	3	0	0	0	1	0	3
Ed Brinkman, R (1, 6) OBP: 0.254, SLG: 0.259		0-0 G3 1-2 2-3			5-3		0-0 F6			2	0	0	0	0	0	2
Frank Howard, R (7, PH) OBP: 0.338, SLG: 0.520										1	0	0	0	0	0	2
Tim Cullen, R (8, 4) OBP: 0.313, SLG: 0.235										0	0	0	0	0	0	0
Frank Bertaina, L (1, 1) OBP: 0.067, SLG: 0.067		SSS 0-3 K			SSS 0-3 K		BBBB 4-0 BB 1-2			2	0	0	0	0	2	2
Dick Nen, L (7, PH) OBP: 0.286, SLG: 0.300										0	0	0	0	1	0	0
Darold Knowles, L (8, 1)										0	0	0	0	0	0	0
Inning Stats	R: 0 H: 2 E: 0 LOB: 1 K: 0 BB: 0 S: 4 P: 4	R: 0 H: 1 E: 0 LOB: 2 K: 1 BB: 1 S: 6 P: 10	R: 0 H: 0 E: 0 LOB: 0 K: 0 BB: 0 S: 3 P: 3	R: 0 H: 1 E: 0 LOB: 1 K: 0 BB: 0 S: 4 P: 4	R: 0 H: 0 E: 0 LOB: 0 K: 1 BB: 0 S: 5 P: 5	R: 0 H: 0 E: 0 LOB: 0 K: 0 BB: 0 S: 3 P: 3	R: 0 H: 1 E: 0 LOB: 3 K: 1 BB: 2 S: 6 P: 14	R: 0 H: 0 E: 0 LOB: 0 K: 0 BB: 0 S: 3 P: 3	R: 0 H: 0 E: 0 LOB: 0 K: 0 BB: 0 S: 3 P: 3	1B: 3 SF: 0 2B: 1 SAC: 0 3B: 1 DP: 0 HR: 0 HBP: 0						WP: 0 PA: 34 PB: 0 SB: 0 CS: 0	

PITCHER	IP	WLS	BF	H	R	ER	SO	BB	IBB	HBP	BLK	WP	HR	S	P	ERA	WHIP
Mel Stottlemyre, R (1, 1) ERA: 2.35	9.0	W	34	5	0	0	3	3	0	0	0	0	0	37	49	0.00	0.889

PITCHER	IP	WLS	BF	H	R	ER	SO	BB	IBB	HBP	BLK	WP	HR	S	P	ERA	WHIP

BOTTOM

New York Yankees @ Washington Senators

D.C. Stadium, Washington, DC

Thu Jun 15 1967, 7:05 PM EDT

Att. 9,416 - Unknown

livebaseballscorecards.com

AB	31
R	0
H	5
RBI	0
BB	3
SO	3
LOB	17

Batter	1	2	3	4	5	6	7	8	9	AB	R	H	RBI	BB	SO	LOB
Reggie Smith, S (1, 8) OBP: 0.270, SLG: 0.310	G1		FC1-6 G6-4-3 1-2f		3-1		F8			4	0	0	0	0	0	5
Jerry Adair, R (7, 6) OBP: 0.244, SLG: 0.244										0	0	0	0	0	0	0
Mike Andrews, R (1, 4) OBP: 0.344, SLG: 0.339	K		G6-4-3 1-2f			1B FC5-2 1B	3-1			3	0	1	0	0	1	1
Dalton Jones, L (7, PH) OBP: 0.305, SLG: 0.365										1	0	0	0	0	0	2
Carl Yastrzemski, L (1, 7) OBP: 0.424, SLG: 0.629	F8			CS 1B		FC5-2 1-3 1B		CS 1B		4	0	3	0	0	0	0
George Scott, R (1, 3) OBP: 0.363, SLG: 0.471		F9		F9 1-2		FC5-2 1-2 3-H		K 1-2		4	0	0	0	0	1	4
Joe Foy, R (1, 5) OBP: 0.324, SLG: 0.420		1B 2B		F8		F8		F2		4	0	1	0	0	0	2
Tony Conigliaro, R (1, 9) OBP: 0.333, SLG: 0.436		F8			BB 1B	F7			1B	4	0	2	0	0	0	3
Rico Petrocelli, R (1, 6) OBP: 0.387, SLG: 0.483									F9 1B	2	0	1	0	1	0	0
Jose Tartabull, L (7, PR) OBP: 0.317, SLG: 0.252		1B 2-3			BB 1-2		E4 E			1	0	0	0	0	0	1
(7, 8)																
Russ Gibson, R (1, 2) OBP: 0.292, SLG: 0.307		1-3			K		E3 1-2		F8	4	0	0	0	0	1	6
Gary Bell, R (1, 1) OBP: 0.120, SLG: 0.120			FC1-6 1B		K		F1		K	3	0	1	0	0	1	4
Jose Santiago, R (8, 1) OBP: 0.400, SLG: 1.000										0	0	0	0	0	0	0
George Thomas, R (9, PH) OBP: 0.214, SLG: 0.192										1	0	0	0	0	1	1

Inning Stats										
	R: 0 H: 0 E: 0 LOB: 0 K: 1 BB: 0 S: 5 P: 5	R: 0 H: 2 E: 0 LOB: 2 K: 0 BB: 0 S: 5 P: 5	R: 0 H: 1 E: 0 LOB: 0 K: 0 BB: 0 S: 3 P: 3	R: 0 H: 1 E: 0 LOB: 0 K: 0 BB: 0 S: 3 P: 3	R: 0 H: 1 E: 0 LOB: 2 K: 2 BB: 1 S: 8 P: 12	R: 0 H: 2 E: 0 LOB: 2 K: 0 BB: 0 S: 5 P: 5	R: 0 H: 0 E: 2 LOB: 2 K: 0 BB: 0 S: 5 P: 5	R: 0 H: 1 E: 0 LOB: 0 K: 1 BB: 0 S: 5 P: 5	R: 0 H: 1 E: 0 LOB: 1 K: 1 BB: 0 S: 6 P: 6	1B: 8 SF: 0 2B: 1 SAC: 0 3B: 0 DP: 1 HR: 0 HBP: 0	WP: 0 PA: 36 PB: 0 SB: 0 CS: 2

PITCHER		IP	WLS	BF	H	R	ER	SO	BB	IBB	HBP	BLK	WP	HR	S	P	ERA	WHIP
Bob Priddy, R ERA: 3.69	(1, 1)	7.0	W	29	7	0	0	3	1	0	0	0	0	0	34	38	0.00	1.143
Dave Baldwin, R ERA: 1.03	(8, 1)	2.0	S	7	2	0	0	2	0	0	0	0	0	0	11	11	0.00	1.000

PITCHER		IP	WLS	BF	H	R	ER	SO	BB	IBB	HBP	BLK	WP	HR	S	P	ERA	WHIP

Boston Red Sox @ Washington Senators

D.C. Stadium, Washington, DC

Fri Jun 16 1967, 7:05 PM EDT

Unknown

TOP

livebaseballscorecards.com

AB	35
R	0
H	9
RBI	0
BB	1
SO	5
LOB	29

Batter	1	2	3	4	5	6	7	8	9	AB	R	H	RBI	BB	SO	LOB
Bob Saverine, S (1, 4) OBP: 0.301, SLG: 0.308	4-3		F5			F7		2B		4	0	1	0	0	0	1
Fred Valentine, S (1, 8) OBP: 0.340, SLG: 0.354 (7, 7)	F8		1-3 2B			4-3		K		4	0	1	0	0	1	1
Mike Epstein, L (1, 3) OBP: 0.324, SLG: 0.311	K		F9			1B		K		4	0	1	0	0	2	3
Frank Howard, R (1, 7) OBP: 0.333, SLG: 0.512		F7		6-3		6-3		F7		3	0	0	0	0	0	1
Ed Stroud, L (7, 8) OBP: 0.333, SLG: 0.357										1	0	0	0	0	0	1
Cap Peterson, R (1, 9) OBP: 0.333, SLG: 0.387		5-3		F8			SH3-4 1B			3	0	1	0	0	0	0
Paul Casanova, R (1, 2) OBP: 0.286, SLG: 0.366		5-3		4-3			SH3-4 1-2			2	0	0	0	0	0	0
Ken McMullen, R (1, 5) OBP: 0.264, SLG: 0.307			4-3 SH 2B		F8		F7			3	1	1	0	0	0	1
Ed Brinkman, R (1, 6) OBP: 0.255, SLG: 0.257			4-3 2-3		F3		IBB			2	0	0	0	1	0	1
Bob Priddy, R (1, 1) OBP: 0.333, SLG: 0.200			SH 2B 3-H		F4		K			1	0	0	1	0	0	0
Dick Nen, L (7, PH) OBP: 0.283, SLG: 0.296										1	0	0	0	0	1	2
Dave Baldwin, R (8, 1)										0	0	0	0	0	0	0
Inning Stats	R: 0 E: 0 K: 1 S: 5 H: 0 LOB: 0 BB: 0 P: 5	R: 0 E: 0 K: 0 S: 3 H: 0 LOB: 0 BB: 0 P: 3	R: 1 E: 0 K: 0 S: 6 H: 2 LOB: 2 BB: 0 P: 6	R: 0 E: 0 K: 0 S: 3 H: 0 LOB: 0 BB: 0 P: 3	R: 0 E: 0 K: 0 S: 3 H: 0 LOB: 0 BB: 0 P: 3	R: 0 E: 0 K: 0 S: 4 H: 1 LOB: 1 BB: 0 P: 4	R: 0 E: 0 K: 1 S: 6 H: 1 LOB: 2 BB: 1 P: 10	R: 0 E: 0 K: 2 S: 8 H: 1 LOB: 1 BB: 0 P: 8		1B: 2 2B: 3 3B: 0 HR: 0 SF: 0 SAC: 2 DP: 0 HBP: 0						

PITCHER		IP	WLS	BF	H	R	ER	SO	BB	IBB	HBP	BLK	WP	HR	S	P	ERA	WHIP
Gary Bell, R ERA: 3.15	(1, 1)	7.0	L	28	5	1	1	2	0	1	0	0	0	0	31	35	1.29	0.714
Jose Santiago, R ERA: 4.28	(8, 1)	1.0		3	0	0	0	2	0	0	0	0	0	0	7	7	0.00	0.000

PITCHER	IP	WLS	BF	H	R	ER	SO	BB	IBB	HBP	BLK	WP	HR	S	P	ERA	WHIP

BOTTOM

Boston Red Sox @ Washington Senators

D.C. Stadium, Washington, DC

Fri Jun 16 1967, 7:05 PM EDT

Unknown

livebaseballscorecards.com

AB	28
R	1
H	5
RBI	1
BB	1
SO	4
LOB	11

WP: 0 PA: 31
PB: 0
SB: 0
CS: 0

Boston Red Sox @ Washington Senators

D.C. Stadium, Washington, DC

Fri Jun 16 1967, 7:05 PM EDT

Att. 8,820 - Unknown

TOP

livebaseballscorecards.com

Batter	1	2	3	4	5	6	7	8	9	AB	R	H	RBI	BB	SO	LOB
Jose Tartabull, L (1, 8) (8, 7) OBP: 0.313, SLG: 0.250	F8		G3		1B		6-3		F5	5	0	1	0	0	0	0
Jerry Adair, R (1, 4) OBP: 0.244, SLG: 0.238	1B, SF6-2-3, HBP		F6		G3		F8			3	1	0	0	0	0	1
Carl Yastrzemski, L (1, 7) OBP: 0.425, SLG: 0.625	SF6-2-3, 1B		K			K		3B, BB		3	1	1	0	1	2	0
Reggie Smith, S (8, 8) OBP: 0.270, SLG: 0.310										0	0	0	0	0	0	0
Tony Conigliaro, R (1, 9) OBP: 0.337, SLG: 0.454	SF6-2-3			5-3		6-3, WP, 1B		3B		3	0	2	2	0	0	0
Joe Foy, R (1, 5) OBP: 0.327, SLG: 0.418		E, 5-3, 1B		F7		6-3, HBP		5-3		3	1	1	0	0	0	1
George Scott, R (1, 3) OBP: 0.361, SLG: 0.467		5-3		1B		6-3		K		4	0	1	0	0	1	4
Rico Petrocelli, R (1, 6) OBP: 0.389, SLG: 0.485		E8, 2B		F3		IBB		F8		3	0	1	1	1	0	2
Mike Ryan, R (1, 2) OBP: 0.311, SLG: 0.309		5-3			6-3	K			6-3	4	0	0	0	0	1	4
Darrell Brandon, R (1, 1) OBP: 0.192, SLG: 0.240		G3			F8		5-3		K	4	0	0	0	0	1	1
Dennis Bennett, L (9, 1) OBP: 0.115, SLG: 0.240										0	0	0	0	0	0	0
John Wyatt, R (9, 1)										0	0	0	0	0	0	0
Jose Santiago, R (9, 1) OBP: 0.400, SLG: 1.000										0	0	0	0	0	0	0
Inning Stats	R: 1 E: 0 K: 0 S: 3 H: 1 LOB: 0 BB: 0 P: 4	R: 1 E: 1 K: 0 S: 5 H: 2 LOB: 1 BB: 0 P: 5	R: 0 E: 0 K: 1 S: 5 H: 0 LOB: 0 BB: 0 P: 5	R: 0 E: 0 K: 0 S: 4 H: 1 LOB: 1 BB: 0 P: 4	R: 0 E: 0 K: 0 S: 4 H: 1 LOB: 1 BB: 0 P: 4	R: 0 E: 0 K: 2 S: 8 H: 1 LOB: 3 BB: 1 P: 13	R: 0 E: 0 K: 0 S: 3 H: 0 LOB: 0 BB: 0 P: 3	R: 1 E: 0 K: 1 S: 6 H: 1 LOB: 1 BB: 1 P: 10	R: 0 E: 0 K: 1 S: 5 H: 0 LOB: 0 BB: 0 P: 5	1B: 5 2B: 2 3B: 1 HR: 0	SF: 1 SAC: 0 DP: 1 HBP: 2						

	AB	32
	R	3
	H	7
	RBI	3
	BB	2
	SO	5
	LOB	13

WP: 1 PB: 0 SB: 0 CS: 0 PA: 37

PITCHER		IP	WLS	BF	H	R	ER	SO	BB	IBB	HBP	BLK	WP	HR	S	P	ERA	WHIP
Joe Coleman, R ERA: 5.0	(1, 1)	8.0		34	7	3	3	4	1	1	2	0	1	0	38	48	3.38	1.000
Casey Cox, R ERA: 2.16	(9, 1)	1.0	W	3	0	0	0	1	0	0	0	0	0	0	5	5	0.00	0.000

PITCHER	IP	WLS	BF	H	R	ER	SO	BB	IBB	HBP	BLK	WP	HR	S	P	ERA	WHIP

BOTTOM

Boston Red Sox @ Washington Senators

D.C. Stadium, Washington, DC

Fri Jun 16 1967, 7:05 PM EDT

Att. 8,820 - Unknown

livebaseballscorecards.com

Batter	1	2	3	4	5	6	7	8	9	AB	R	H	RBI	BB	SO	LOB
Bob Saverine, S (1, 4) OBP: 0.291, SLG: 0.298	0-3 K		0-0 F9			0-0 2-3		0-0 F9		4	0	0	0	0	1	2
Ed Stroud, L (1, 8) OBP: 0.353, SLG: 0.387	0-0 F8			4-0 G3 BB		0-0 G3			0-0 1B 1B 2B	3	1	1	0	1	0	0
Fred Valentine, S (1, 9) OBP: 0.338, SLG: 0.352	0-0 3-1			0-0 G3 1-2		0-0 4-3			0-0 1B 1B 2-3 1B	4	1	1	0	0	0	1
Frank Howard, R (1, 7) OBP: 0.332, SLG: 0.507 Hank Allen, R (9, PR) OBP: 0.274, SLG: 0.318		0-0 F8		0-3 K			0-0 G3		0-0 BB 1B E 1-2 3-H 1B	4 0	0 1	1 0	1 0	0 0	1 0	1 0
Mike Epstein, L (1, 3) OBP: 0.307, SLG: 0.292		0-0 F8		0-3 K			0-0 G3		0-0 F5	4	0	0	0	0	1	3
Ken McMullen, R (1, 5) OBP: 0.263, SLG: 0.306		0-0 F4			0-0 6-3		0-0 F7		0-0 E BB FC3 1-2 2-H 1B	4	1	1	1	0	0	0
Doug Camilli, R (1, 2) OBP: 0.196, SLG: 0.209 Dick Nen, L (9, PH) OBP: 0.290, SLG: 0.296			0-0 F7		0-0 F6			0-0 6-3	4-0 FC3 E BB 1-2 2-3	3 0	0 0	0 0	0 0	0 1	0 0	0 0
Ed Brinkman, R (1, 6) OBP: 0.259, SLG: 0.262			0-0 SH3 1B		0-0 E3			0-0 3-1 1B	0-0 E5 FC3 1-2 2-3 3-H	4	0	2	1	0	0	2
Joe Coleman, R (1, 1) OBP: 0.150, SLG: 0.111 Cap Peterson, R (8, PH) OBP: 0.332, SLG: 0.385 Casey Cox, R (9, 1) Paul Casanova, R (9, PH) OBP: 0.284, SLG: 0.364			0-0 SH3 1-2		0-0 F8			0-0 3-1 1-2	0-0 FC3 1-2 2-3 3-H	1 1 0 1	0 0 0 0	0 0 0 1	0 0 0 0	0 0 0 0	0 0 0 1	1 1 0 2
Inning Stats	R: 0 H: 0 E: 0 LOB: 0 K: 1 BB: 0 S: 5 P: 5	R: 0 H: 0 E: 0 LOB: 0 K: 0 BB: 0 S: 3 P: 3	R: 0 H: 1 E: 0 LOB: 1 K: 0 BB: 0 S: 4 P: 4	R: 0 H: 0 E: 0 LOB: 1 K: 2 BB: 1 S: 7 P: 11	R: 0 H: 0 E: 1 LOB: 1 K: 0 BB: 0 S: 4 P: 4	R: 0 H: 0 E: 0 LOB: 0 K: 0 BB: 0 S: 3 P: 3	R: 0 H: 0 E: 0 LOB: 0 K: 0 BB: 0 S: 3 P: 3	R: 0 H: 1 E: 0 LOB: 1 K: 0 BB: 0 S: 4 P: 4	R: 4 H: 4 E: 1 LOB: 3 K: 0 BB: 1 S: 7 P: 11	1B: 5 SF: 0 2B: 1 SAC: 1 3B: 0 DP: 0 HR: 0 HBP: 0						

	AB	33
	R	4
	H	6
	RBI	4
	BB	2
	SO	3
	LOB	13

WP: 0 PA: 36
PB: 0
SB: 0
CS: 0

PITCHER		IP	WLS	BF	H	R	ER	SO	BB	IBB	HBP	BLK	WP	HR	S	P	ERA	WHIP
Darrell Brandon, R ERA: 4.14	(1, 1)	8.0		31	5	3	3	3	1	0	0	0	0	0	36	40	3.38	0.750
Dennis Bennett, L ERA: 3.88	(9, 1)	0.1		1	0	0	0	0	0	0	0	0	0	0	1	1	0.00	0.000
John Wyatt, R ERA: 3.22	(9, 1)	0.0	L	2	1	0	0	0	1	0	0	0	0	0	1	5	∞	∞
Jose Santiago, R ERA: 4.28	(9, 1)	0.0		2	0	1	0	0	0	0	0	0	0	0	2	2	∞	∞

PITCHER	IP	WLS	BF	H	R	ER	SO	BB	IBB	HBP	BLK	WP	HR	S	P	ERA	WHIP

Boston Red Sox @ Washington Senators

D.C. Stadium, Washington, DC

Sat Jun 17 1967, 3:33 AM EDT

Att. 3,944 - Unknown

TOP

livebaseballscorecards.com

Batter	1	2	3	4	5	6	7	8	9	AB	R	H	RBI	BB	SO	LOB
Reggie Smith, S (1, 8) OBP: 0.273, SLG: 0.309	F8		1B 2B 1B	FC6-4 1-2 2-3 BB		K			K	4	1	1	0	1	2	0
Mike Andrews, R (1, 4) OBP: 0.345, SLG: 0.341	6-3		WP 1-3 2B 1B	FC6-4 1-2f		F8			1B	5	1	2	0	0	0	3
Carl Yastrzemski, L (1, 7) OBP: 0.421, SLG: 0.620	F8		1-H 3-H 2B		4-3		F4		F8	5	0	1	2	0	0	1
Tony Conigliaro, R (1, 9) OBP: 0.347, SLG: 0.477		HR	5-3		2B SF8 BB		G5-4-3 1B			3	2	2	1	1	0	1
Joe Foy, R (1, 5) OBP: 0.330, SLG: 0.426		4-3		SH1-3 1B 1B	1-3 2B		G5-4-3 1-2f			4	1	2	0	0	0	1
Rico Petrocelli, R (1, 6) OBP: 0.388, SLG: 0.481		4-3		SH1-3 1-2	IBB			F7		2	0	0	0	1	0	0
George Scott, R (1, 3) OBP: 0.355, SLG: 0.461		4-3		F8	SF8 3-H			6-3		3	0	0	1	0	0	1
Russ Gibson, R (1, 2) OBP: 0.290, SLG: 0.297			F8	BB 1B IBB	1-3			4-3		3	0	0	0	1	0	2
Jim Lonborg, R (1, 1) OBP: 0.139, SLG: 0.088			K	BB 1-2 2-H 1B		F5			F8	4	0	1	1	0	1	0
Inning Stats	R: 0 E: 0 K: 0 S: 3 H: 0 LOB: 0 BB: 0 P: 3	R: 1 E: 0 K: 0 S: 4 H: 1 LOB: 0 BB: 0 P: 4	R: 2 E: 0 K: 1 S: 8 H: 3 LOB: 1 BB: 0 P: 8	R: 1 E: 0 K: 0 S: 5 H: 2 LOB: 3 BB: 2 P: 13	R: 1 E: 0 K: 0 S: 4 H: 1 LOB: 2 BB: 2 P: 12	R: 0 E: 0 K: 1 S: 5 H: 0 LOB: 0 BB: 0 P: 5	R: 0 E: 0 K: 0 S: 3 H: 1 LOB: 0 BB: 0 P: 3	R: 0 E: 0 K: 0 S: 3 H: 0 LOB: 0 BB: 0 P: 3	R: 0 E: 0 K: 1 S: 6 H: 1 LOB: 1 BB: 0 P: 6	1B: 6 2B: 2 3B: 0 HR: 1 SF: 1 SAC: 1 DP: 1 HBP: 0							

	AB	33
	R	5
	H	9
	RBI	5
	BB	4
	SO	3
	LOB	9

WP: 1 PB: 0 SB: 0 CS: 0 PA: 39

PITCHER		IP	WLS	BF	H	R	ER	SO	BB	IBB	HBP	BLK	WP	HR	S	P	ERA	WHIP
Barry Moore, L ERA: 4.64	(1, 1)	3.2	L	18	6	4	4	1	0	1	0	0	1	1	19	23	9.82	1.636
Bob Humphreys, R ERA: 4.81	(4, 1)	1.1		8	1	1	1	0	2	1	0	0	0	0	5	17	6.75	2.250
Dick Lines, L ERA: 3.21	(6, 1)	3.0		9	1	0	0	1	0	0	0	0	0	0	11	11	0.00	0.333
Casey Cox, R ERA: 2.04	(9, 1)	1.0		4	1	0	0	1	0	0	0	0	0	0	6	6	0.00	1.000

PITCHER	IP	WLS	BF	H	R	ER	SO	BB	IBB	HBP	BLK	WP	HR	S	P	ERA	WHIP

BOTTOM

Boston Red Sox @ Washington Senators

D.C. Stadium, Washington, DC

Sat Jun 17 1967, 3:33 AM EDT

Att. 3,944 - Unknown

livebaseballscorecards.com

Batter	1	2	3	4	5	6	7	8	9	AB	R	H	RBI	BB	SO	LOB
Bob Saverine, S (1, 4) (4, 6) OBP: 0.290, SLG: 0.290	F6		F7		4-3			BB		3	0	0	0	1	0	2
Ed Stroud, L (1, 8) OBP: 0.316, SLG: 0.343	K		F7			4-3		K		4	0	0	0	0	2	3
Fred Valentine, S (1, 7) OBP: 0.332, SLG: 0.344	F9			K		K		F8		4	0	0	0	0	2	1
Cap Peterson, R (1, 9) OBP: 0.335, SLG: 0.399		G6-3 1B		F7		4-3			3B	4	0	2	0	0	0	0
Mike Epstein, L (1, 3) OBP: 0.304, SLG: 0.304		G6-3 1-2f		1B 2B			6-3		4-3	4	1	1	0	0	0	2
Ken McMullen, R (1, 5) OBP: 0.268, SLG: 0.307		BB		FC6-4 2-H 1B			6-3		F9	3	0	1	1	1	0	1
Paul Casanova, R (1, 2) OBP: 0.284, SLG: 0.361		K		FC6-4 1-2f			1B		4-3	4	0	1	0	0	1	3
Ed Brinkman, R (1, 6) OBP: 0.263, SLG: 0.262			SH5-3 HBP		K		F8			0	0	0	0	0	0	0
Tim Cullen, R (3, PR) (4, 4) OBP: 0.308, SLG: 0.231										2	0	0	0	0	1	1
Barry Moore, L (1, 1) OBP: 0.200, SLG: 0.235			SH5-3 1-2		2-3			4-3		0	0	0	0	0	0	0
Bob Humphreys, R (4, 1) OBP: 0.286, SLG: 0.167										0	0	0	0	0	0	0
Hank Allen, R (5, PH) OBP: 0.271, SLG: 0.315										1	0	0	0	0	0	0
Dick Lines, R (6, 1) OBP: 0.429, SLG: 0.200										0	0	0	0	0	0	0
Dick Nen, L (8, PH) OBP: 0.287, SLG: 0.293										1	0	0	0	0	0	0
Casey Cox, R (9, 1)										0	0	0	0	0	0	0

Inning Stats	1	2	3	4	5	6	7	8	9
	R: 0 H: 0 E: 0 LOB: 0 K: 1 BB: 0 S: 5 P: 5	R: 0 H: 1 E: 0 LOB: 1 K: 1 BB: 1 S: 5 P: 9	R: 0 H: 0 E: 0 LOB: 2 K: 0 BB: 0 S: 3 P: 4	R: 1 H: 2 E: 0 LOB: 1 K: 1 BB: 0 S: 7 P: 7	R: 0 H: 0 E: 0 LOB: 0 K: 1 BB: 0 S: 5 P: 5	R: 0 H: 0 E: 0 LOB: 0 K: 1 BB: 0 S: 5 P: 5	R: 0 H: 1 E: 0 LOB: 1 K: 0 BB: 0 S: 4 P: 4	R: 0 H: 0 E: 0 LOB: 1 K: 1 BB: 1 S: 5 P: 9	R: 0 H: 1 E: 0 LOB: 1 K: 0 BB: 0 S: 4 P: 4

| | | | | | | | | | |

Batter	1	2	3	4	5	6	7	8	9	10	AB	R	H	RBI	BB	SO	LOB
Reggie Smith, S (1, 8) OBP: 0.268, SLG: 0.303	S S S 0-3 K ①		x 0-0 F9 ①			x 0-0 F5 ①		x 0-0 F8 ③			4	0	0	0	0	1	1
Mike Andrews, R (1, 4) OBP: 0.343, SLG: 0.339	x 0-0 F9 ②		x 0-0 F7 ②			x 0-0 F5 ②			x 0-0 HR 1B		4	1	1	0	0	0	0
Carl Yastrzemski, L (1, 7) OBP: 0.422, SLG: 0.629	B B B B 4-0 BB		x 0-0 F5 ③			x 0-0 4-3 ③			x 0-0 1-H HR		3	1	1	2	1	0	0
Tony Conigliaro, R (1, 9) OBP: 0.339, SLG: 0.465	x 0-0 F7 ③			S S S 0-3 K ①			x 0-0 F8 ①		x 0-0 5-3 ①		4	0	0	0	0	1	1
Joe Foy, R (1, 5) OBP: 0.324, SLG: 0.417		x 0-0 6-3 ①		S S S 0-3 K ②			x 0-0 F2 ②		S S S 0-3 K ②		4	0	0	0	0	2	0
Rico Petrocelli, R (1, 6) OBP: 0.386, SLG: 0.476		x 0-0 1B 1B		x 0-0 F7 ③			x 0-0 6-3 ③		x 0-0 6-3 ③		4	0	1	0	0	0	0
George Scott, R (1, 3) OBP: 0.354, SLG: 0.457		x 0-0 1-3 1B			x 0-0 F3 ①			x 0-0 F8 ①		x 0-0 F8 ①	4	0	1	0	0	0	0
Russ Gibson, R (1, 2) OBP: 0.288, SLG: 0.295		S S S 0-3 K ②			S S S 0-3 K ②			x 0-0 FC1-6 1B		x 0-0 1-3 ②	4	0	1	0	0	2	2
Lee Stange, R (1, 1) OBP: 0.091, SLG: 0.182		x 0-0 F5 ③			x 0-0 F9 ③			x 0-0 FC1-6 1-2f ②		S S S 0-3 K ③	3	0	0	0	0	0	3
Jose Santiago, R (9, 1) OBP: 0.364, SLG: 0.900											1	0	0	0	0	1	0
Dennis Bennett, L (10, 1) OBP: 0.115, SLG: 0.240											0	0	0	0	0	0	0
Inning Stats	R: 0 E: 0 K: 1 S: 5 H: 0 LOB: 1 BB: 1 P: 9	R: 0 E: 0 K: 1 S: 7 H: 2 LOB: 2 BB: 0 P: 7	R: 0 E: 0 K: 0 S: 3 H: 0 LOB: 0 BB: 0 P: 3	R: 0 E: 0 K: 2 S: 7 H: 0 LOB: 0 BB: 0 P: 7	R: 0 E: 0 K: 1 S: 5 H: 0 LOB: 0 BB: 0 P: 5	R: 0 E: 0 K: 0 S: 3 H: 0 LOB: 0 BB: 0 P: 3	R: 0 E: 0 K: 0 S: 3 H: 0 LOB: 0 BB: 0 P: 3	R: 0 E: 0 K: 0 S: 4 H: 1 LOB: 1 BB: 0 P: 4	R: 2 E: 0 K: 1 S: 7 H: 2 LOB: 0 BB: 0 P: 7	R: 0 E: 0 K: 1 S: 5 H: 0 LOB: 0 BB: 0 P: 5	1B: 4 2B: 0 3B: 0 HR: 1	SF: 0 SAC: 0 DP: 0 HBP: 0						

PITCHER	IP	WLS	BF	H	R	ER	SO	BB	IBB	HBP	BLK	WP	HR	S	P	ERA	WHIP
Phil Ortega, R (1, 1) ERA: 3.84	8.0		30	5	2	2	5	1	0	0	0	0	1	39	43	2.25	0.750
Dave Baldwin, R (9, 1) ERA: 0.99	1.0		3	0	0	0	1	0	0	0	0	0	0	5	5	0.00	0.000
Darold Knowles, L (10, 1) ERA: 2.38	1.0	W	3	0	0	0	1	0	0	0	0	0	0	5	5	0.00	0.000

PITCHER	IP	WLS	BF	H	R	ER	SO	BB	IBB	HBP	BLK	WP	HR	S	P	ERA	WHIP

TOP

Boston Red Sox @ Washington Senators

D.C. Stadium, Washington, DC

Sun Jun 18 1967, 3:33 AM EDT
Att. 28,776 - Unknown

livebaseballscorecards.com

AB	35
R	2
H	5
RBI	2
BB	1
SO	7
LOB	7

WP: 0 PB: 0 SB: 0 CS: 0 PA: 36

Boston Red Sox @ Washington Senators

D.C. Stadium, Washington, DC

Sun Jun 18 1967, 3:33 AM EDT

Att. 28,776 - Unknown

livebaseballscorecards.com

Batter	1	2	3	4	5	6	7	8	9	10	AB	R	H	RBI	BB	SO	LOB
Bob Saverine, S (1, 4) OBP: 0.301, SLG: 0.305	G3		G3			FC5 S 1B		1B 2B		BBBB SH5-4 1B BB	4	2	2	0	1	0	0
Ed Stroud, L (1, 8) OBP: 0.310, SLG: 0.333	F9			G3		F4		2B 1B 2-H		SH5-4 1-2	4	1	1	1	0	0	1
Frank Howard, R (1, 7) OBP: 0.339, SLG: 0.514	FC6-4 1B			6-3		1-2 IBB		2B 2-H		1B IBB	3	0	2	1	1	0	0
Fred Valentine, S (8, PR) OBP: 0.335, SLG: 0.344 (9, 7)											0	0	0	0	1	0	0
Cap Peterson, R (1, 9) OBP: 0.327, SLG: 0.388	FC6-4 1-2f			F3		FC5 2-3f		F3		SSS K	5	0	0	0	0	1	6
Mike Epstein, L (1, 3) OBP: 0.301, SLG: 0.301		G3			G3		F9		1B SH1-4 G3-2-3 1B	1-2 1B 2-H	4	0	1	0	0	0	0
Hank Allen, R (10, PH) OBP: 0.278, SLG: 0.322											1	0	1	1	0	0	0
Ken McMullen, R (1, 5) OBP: 0.268, SLG: 0.307		L4			6-3		G5-4-3 1B		SH1-4 1-2		3	0	1	0	0	0	0
Paul Casanova, R (1, 2) OBP: 0.288, SLG: 0.366		6-3			2B		G5-4-3 1-2f			1B IBB	3	0	1	0	1	0	1
Ed Brinkman, R (1, 6) OBP: 0.263, SLG: 0.261			F8		SSS K			6-3		1-2 2-3 1B	4	0	1	0	0	1	1
Phil Ortega, R (1, 1) OBP: 0.120, SLG: 0.043			F9			SSS K		SSS K	G3-2-3 3-Hf		3	0	0	0	0	2	0
Dave Baldwin, R (9, 1)											0	0	0	0	0	0	0
Dick Nen, L (9, PH) OBP: 0.284, SLG: 0.289											1	0	0	0	0	0	3
Darold Knowles, L (10, 1)											0	0	0	0	0	0	0
Inning Stats	R: 0 H: 1 E: 0 LOB: 1 K: 0 BB: 0 S: 4 P: 4	R: 0 H: 0 E: 0 LOB: 0 K: 0 BB: 0 S: 3 P: 3	R: 0 H: 0 E: 0 LOB: 0 K: 0 BB: 0 S: 3 P: 3	R: 0 H: 0 E: 0 LOB: 0 K: 0 BB: 0 S: 3 P: 3	R: 0 H: 1 E: 0 LOB: 1 K: 1 BB: 0 S: 6 P: 6	R: 0 H: 1 E: 0 LOB: 2 K: 1 BB: 1 S: 6 P: 10	R: 0 H: 1 E: 0 LOB: 0 K: 0 BB: 0 S: 3 P: 3	R: 2 H: 3 E: 0 LOB: 1 K: 1 BB: 0 S: 8 P: 8	R: 0 H: 2 E: 0 LOB: 2 K: 0 BB: 1 S: 4 P: 8	R: 1 H: 1 E: 0 LOB: 2 K: 1 BB: 2 S: 5 P: 13	1B: 7 SF: 0 2B: 3 SAC: 2 3B: 0 DP: 2 HR: 0 HBP: 0						

PITCHER	IP	WLS	BF	H	R	ER	SO	BB	IBB	HBP	BLK	WP	HR	S	P	ERA	WHIP
Lee Stange, R (1, 1) ERA: 3.86	8.0		31	7	2	2	3	0	1	0	0	0	0	36	40	2.25	0.875
Jose Santiago, R (9, 1) ERA: 4.32	1.2	L	9	2	1	1	1	1	2	0	0	0	0	8	20	5.40	1.800
Dennis Bennett, L (10, 1) ERA: 3.88	0.0		1	1	0	0	0	0	0	0	0	0	0	1	1	∞	∞

PITCHER	IP	WLS	BF	H	R	ER	SO	BB	IBB	HBP	BLK	WP	HR	S	P	ERA	WHIP

AB	35
R	3
H	10
RBI	3
BB	4
SO	4
LOB	12

WP: 0 PA: 41
PB: 0
SB: 1
CS: 0

Washington Senators @ Chicago White Sox

Comiskey Park, Chicago, IL

Tue Jun 20 1967, 8:05 PM EDT

Att. 13,616 - Unknown

TOP

livebaseballscorecards.com

Batter	1	2	3	4	5	6	7	8	9	AB	R	H	RBI	BB	SO	LOB
Ed Brinkman, R (1, 6) OBP: 0.266, SLG: 0.265	CS 1B		F1		CS BB 1B		F7		4-3	5	0	2	0	0	0	0
Ed Stroud, L (1, 8) OBP: 0.326, SLG: 0.317	K		F8		1-2 BB		HBP			0	1	0	0	0	0	0
Frank Howard, R (1, 7) OBP: 0.333, SLG: 0.505	K 1-2		K		CS 1-2 2-3	F3	E4 FC6-4 1-H			4	0	0	0	0	2	1
Fred Valentine, S (7, PR) (7, 7) OBP: 0.335, SLG: 0.344										0	0	0	0	0	0	0
Cap Peterson, R (1, 9) OBP: 0.330, SLG: 0.396		WP 1B 2B		F7		FC3-6 1B	FC6-4 1-2f			4	1	2	0	0	0	1
Mike Epstein, L (1, 3) OBP: 0.310, SLG: 0.293		1B 1B HBP 2-3		2B G1-2-3 BB		FC3-6 1B 1B E 1-2f		K		2	2	0	0	1	1	1
Ken McMullen, R (1, 5) OBP: 0.272, SLG: 0.315		F9		2B 1-3		E 1B 1-2		K		4	0	2	0	0	1	2
Paul Casanova, R (1, 2) OBP: 0.297, SLG: 0.371		1B 1B 1-2 3-H		IBB		E5 1B 1-2 2-H		F9		3	0	2	1	1	0	0
Tim Cullen, R (1, 4) OBP: 0.306, SLG: 0.231		G3-6-3 1B 1-2 2-H		G1-2-3 3-Hf		4-3			4-3	4	0	1	1	0	0	5
Frank Bertaina, L (1, 1) OBP: 0.056, SLG: 0.056		G3-6-3 1-2f			4-3		K		F7	3	0	0	0	0	1	2
Darold Knowles, L (7, 1)										1	0	0	0	0	0	0

	AB	30
	R	4
	H	9
	RBI	2
	BB	2
	SO	5
	LOB	12

Inning Stats										
	R: 0 E: 0 K: 2 S: 7	H: 1 LOB: 1 BB: 0 P: 7	R: 2 E: 0 K: 0 S: 5	H: 3 LOB: 1 BB: 0 P: 6	R: 0 E: 0 K: 1 S: 5	H: 0 LOB: 0 BB: 0 P: 5	R: 0 E: 0 K: 0 S: 3	H: 1 LOB: 2 BB: 2 P: 11	R: 0 E: 0 K: 0 S: 2	H: 1 LOB: 0 BB: 1 P: 6
	R: 1 E: 1 K: 0 S: 6	H: 3 LOB: 2 BB: 0 P: 6	R: 1 E: 1 K: 1 S: 6	H: 0 LOB: 1 BB: 0 P: 7	R: 0 E: 0 K: 2 S: 7	H: 0 LOB: 0 BB: 0 P: 7	R: 0 E: 0 K: 0 S: 3	H: 0 LOB: 0 BB: 0 P: 3	1B: 7 2B: 3 3B: 0 HR: 0	SF: 0 SAC: 0 DP: 3 HBP: 2
	WP: 3 PB: 0 SB: 0 CS: 2	PA: 38								

PITCHER		IP	WLS	BF	H	R	ER	SO	BB	IBB	HBP	BLK	WP	HR	S	P	ERA	WHIP
Bruce Howard, R ERA: 2.78	(1, 1)	1.1	L	8	4	2	2	2	0	0	1	0	1	0	11	12	13.50	3.000
Don McMahon, R ERA: 2.76	(2, 1)	3.2		12	2	0	0	1	2	1	0	0	0	0	11	23	0.00	1.091
Wilbur Wood, L ERA: 1.21	(6, 1)	1.2		9	3	2	0	1	0	0	1	0	0	0	10	11	0.00	1.800
Bob Locker, R ERA: 2.03	(7, 1)	2.1		8	0	0	0	2	0	0	0	0	1	0	12	12	0.00	0.000

PITCHER	IP	WLS	BF	H	R	ER	SO	BB	IBB	HBP	BLK	WP	HR	S	P	ERA	WHIP

Batter	1	2	3	4	5	6	7	8	9	AB	R	H	RBI	BB	SO	LOB
Don Buford, S (1, 5) OBP: 0.309, SLG: 0.298	F2		F7		FC4 1B		1-3			4	0	1	0	0	0	1
Tommie Agee, R (1, 8) OBP: 0.327, SLG: 0.427	K		E S 1B		FC4 1-2f			E3 4-3		4	0	1	0	0	1	1
Tom McCraw, L (1, 3) OBP: 0.291, SLG: 0.389	4-3		F4 1-3			HR		F4		4	1	1	1	0	0	2
Ken Berry, R (1, 9) OBP: 0.358, SLG: 0.387 (7, 7)		4-3	1-3			F8		4-3 1-2		4	0	0	0	0	0	2
Ron Hansen, R (1, 6) OBP: 0.276, SLG: 0.297		1B 1B 1B		G6-4-3 BB		F4		6-3		3	1	1	0	1	0	1
Pete Ward, L (1, 7) OBP: 0.372, SLG: 0.399 Bob Locker, S (7, 1) Wayne Causey, L (9, PH) OBP: 0.345, SLG: 0.333		1B 1-3 1B		F8		F8			K	3 0 1	0 0 0	1 0 0	0 0 0	0 0 0	0 0 1	1 0 0
Jerry McNertney, R (1, 2) OBP: 0.278, SLG: 0.412 Joe Horlen, R (9, PR) OBP: 0.167, SLG: 0.172		1-2 3-H 1B		G6-4-3 1-2f			F9		1B	4 0	0 0	2 0	1 0	0 0	0 0	1 0
Al Weis, S (1, 4) OBP: 0.326, SLG: 0.341 Smoky Burgess, L (9, PH) OBP: 0.190, SLG: 0.158		K			6-3		E 1B		K	3 1	0 0	1 0	0 0	0 0	1 1	2 1
Bruce Howard, S (1, 1) OBP: 0.222, SLG: 0.278 Don McMahon, R (2, 1) OBP: 0.200, SLG: 0.200 Dick Kenworthy, R (5, PH) OBP: 0.263, SLG: 0.444 Wilbur Wood, R (6, 1) Jim King, L (7, 9) OBP: 0.325, SLG: 0.298		K			4-3		K 1-2		K	0 1 1 0 2	0 0 0 0 0	0 0 0 0 0	0 0 0 0 0	0 1 0 0 2	0 0 0 0 2	0 2 0 0 2
Inning Stats	R: 0 E: 0 K: 1 S: 5 H: 0 LOB: 0 BB: 0 P: 5	R: 1 E: 0 K: 2 S: 10 H: 3 LOB: 2 BB: 0 P: 10	R: 0 E: 0 K: 0 S: 4 H: 1 LOB: 1 BB: 0 P: 4	R: 0 E: 0 K: 0 S: 2 H: 0 LOB: 0 BB: 1 P: 6	R: 0 E: 0 K: 0 S: 4 H: 1 LOB: 1 BB: 0 P: 4	R: 1 E: 0 K: 0 S: 4 H: 1 LOB: 0 BB: 0 P: 4	R: 0 E: 1 K: 1 S: 6 H: 1 LOB: 1 BB: 0 P: 6	R: 0 E: 1 K: 0 S: 4 H: 0 LOB: 1 BB: 0 P: 4	R: 0 E: 0 K: 3 S: 10 H: 1 LOB: 1 BB: 0 P: 10	1B: 7 2B: 0 3B: 0 HR: 1	SF: 0 SAC: 0 DP: 1 HBP: 0			WP: 0 PB: 0 SB: 1 CS: 0	PA: 36		

PITCHER	IP	WLS	BF	H	R	ER	SO	BB	IBB	HBP	BLK	WP	HR	S	P	ERA	WHIP
Frank Bertaina, L (1, 1) ERA: 3.05	6.0	W	24	6	2	2	3	1	0	0	0	0	1	29	33	3.00	1.167
Darold Knowles, L (7, 1) ERA: 2.22	3.0	S	12	2	0	0	4	0	0	0	0	0	0	20	20	0.00	0.667

PITCHER	IP	WLS	BF	H	R	ER	SO	BB	IBB	HBP	BLK	WP	HR	S	P	ERA	WHIP

BOTTOM

Washington Senators @ Chicago White Sox

Comiskey Park, Chicago, IL

Tue Jun 20 1967, 8:05 PM EDT

Att. 13,616 - Unknown

livebaseballscorecards.com

AB	35
R	2
H	8
RBI	2
BB	1
SO	7
LOB	16

Batter	1	2	3	4	5	6	7	8	9	AB	R	H	RBI	BB	SO	LOB
Bob Saverine, S (1, 4) OBP: 0.300, SLG: 0.303	x 0-0 ① WP 4-3 1B 1B		x 0-0 ① F8		x 0-0 ① 3-1		S S S 0-3 ② K			4	1	1	0	0	1	1
Ed Stroud, L (1, 8) OBP: 0.340, SLG: 0.333	x 0-0 ① 4-3 1-2		x 0-0 1B		x 0-0 1B		x 0-0 ③ F8			0	1	0	0	0	0	0
Fred Valentine, S (1, 9) OBP: 0.333, SLG: 0.339	x 0-0 ② F8		x 0-0 ② G3 1-2		B B B 4-0 ② 1-2 BB			S S S 0-3 ① K		3	0	0	0	1	1	2
Cap Peterson, R (1, 7) OBP: 0.333, SLG: 0.403	x 0-0 1B 2-H 1B		x 0-0 2-H 2B		x 0-0 ③ 4-3			x 0-0 ② 1-3		4	0	2	2	0	0	1
Mike Epstein, L (1, 3) OBP: 0.319, SLG: 0.295	x 0-0 1-2 1B		B B B B 4-0 BB			x 0-0 ① F8		x 0-0 ③ L4		3	0	1	0	1	0	0
Ken McMullen, R (1, 5) OBP: 0.268, SLG: 0.309	x 0-0 ③ F7		x 0-0 ③ F7			x 0-0 ② 4-3			S S S 0-3 ① K	4	0	0	0	0	1	4
Paul Casanova, R (1, 2) OBP: 0.291, SLG: 0.363		x 0-0 ① F4		x 0-0 ① 6-3		S S S 0-3 ③ K			x 0-0 ② 6-3	4	0	0	0	0	1	0
Ed Brinkman, R (1, 6) OBP: 0.261, SLG: 0.260		x 0-0 ② F8		S S S 0-3 ② K			x 0-0 ① 6-3		x 0-0 ③ 6-3	4	0	0	0	0	1	0
Joe Coleman, R (1, 1) OBP: 0.136, SLG: 0.100		S S S 0-3 ③ K		S S S 0-3 ③ K			x 0-0 1B			2	0	0	0	0	2	0
Casey Cox, R (6, 1)										0	0	0	0	0	0	0
Bob Priddy, R (6, 1) OBP: 0.333, SLG: 0.200										0	0	0	0	0	0	0
Dick Nen, L (7, PH) OBP: 0.292, SLG: 0.298										1	0	1	0	0	0	0
Bob Humphreys, R (7, 1) OBP: 0.286, SLG: 0.167										0	0	0	0	0	0	0
Inning Stats	R: 1 E: 0 K: 0 S: 6 H: 3 LOB: 2 BB: 0 P: 6	R: 0 E: 0 K: 1 S: 5 H: 0 LOB: 0 BB: 0 P: 5	R: 1 E: 0 K: 0 S: 5 H: 2 LOB: 2 BB: 1 P: 9	R: 0 E: 0 K: 2 S: 7 H: 0 LOB: 0 BB: 0 P: 7	R: 0 E: 0 K: 0 S: 3 H: 1 LOB: 1 BB: 1 P: 7	R: 0 E: 0 K: 1 S: 5 H: 0 LOB: 0 BB: 0 P: 5	R: 0 E: 0 K: 1 S: 6 H: 1 LOB: 1 BB: 0 P: 6	R: 0 E: 0 K: 1 S: 5 H: 0 LOB: 0 BB: 0 P: 5	R: 0 E: 0 K: 1 S: 5 H: 0 LOB: 0 BB: 0 P: 5	1B: 6 2B: 1 3B: 0 HR: 0	SF: 0 SAC: 0 DP: 0 HBP: 0						

TOP

Washington Senators @ Chicago White Sox

Comiskey Park, Chicago, IL

Wed Jun 21 1967, 8:05 PM EDT

Unknown

livebaseballscorecards.com

AB	29
R	2
H	5
RBI	2
BB	2
SO	7
LOB	8

WP: 1 PB: 0 SB: 0 CS: 1 PA: 35

PITCHER		IP	WLS	BF	H	R	ER	SO	BB	IBB	HBP	BLK	WP	HR	S	P	ERA	WHIP
John Buzhardt, R ERA: 4.66	(1, 1)	2.2		14	5	2	2	1	1	0	0	0	1	0	15	19	6.75	2.250
Bruce Howard, R ERA: 2.63	(3, 1)	3.1	W	11	1	0	0	3	1	0	0	0	0	0	16	20	0.00	0.600
Hoyt Wilhelm, R ERA: 0.84	(7, 1)	3.0	S	10	1	0	0	3	0	0	0	0	0	0	16	16	0.00	0.333

PITCHER	IP	WLS	BF	H	R	ER	SO	BB	IBB	HBP	BLK	WP	HR	S	P	ERA	WHIP

Batter	1	2	3	4	5	6	7	8	9	AB	R	H	RBI	BB	SO	LOB
Tommie Agee, R (1, 8) OBP: 0.329, SLG: 0.437	CS 1B		6-3		SF8 3B	K				4	1	2	0	0	1	2
Don Buford, S (1, 5) OBP: 0.312, SLG: 0.300	K 1-2		1B		SF8 3-H		CS BB			2	0	1	1	1	1	1
Tom McCraw, L (1, 3) OBP: 0.291, SLG: 0.384	BB		6-3		F9		F7			3	0	0	0	1	0	2
Ken Berry, R (1, 9) OBP: 0.356, SLG: 0.385	4-3			5-3 1B 1B		F6	K 1-2			4	1	1	0	0	1	2
Pete Ward, L (1, 7) OBP: 0.376, SLG: 0.410		5-3 1B 2B		F6		FC1-6 1B		K2-3		3	1	2	0	0	0	1
Jimmy Stewart, S (6, PR) OBP: 0.143, SLG: 0.143 (7, 7)										1	0	0	0	0	1	0
Ron Hansen, R (1, 6) OBP: 0.276, SLG: 0.296		5-3 2-3		5-3 1-2		FC1-6 E 1-2f E		FC6-4 1B		4	1	1	0	0	0	3
Jerry McNertney, R (1, 2) OBP: 0.310, SLG: 0.436		G4-6-3 3-H 1B		2-H 1B		E5 1-H 1B		FC6-4 1-2f		4	1	3	2	0	0	1
Al Weis, S (1, 4) OBP: 0.313, SLG: 0.326		G4-6-3 1-2f		L5		1B 3-H 1B		F8		2	0	0	0	0	0	2
Wayne Causey, L (6, PH) OBP: 0.349, SLG: 0.338 (7, 4)										2	0	1	1	0	0	1
John Buzhardt, R (1, 1) OBP: 0.267, SLG: 0.267			F7		F9	1-3 1B				0	0	0	0	0	0	0
Bruce Howard, S (3, 1) OBP: 0.200, SLG: 0.250										2	0	0	0	0	0	0
Jim King, L (6, PH) OBP: 0.331, SLG: 0.305										1	0	1	0	0	0	0
Hoyt Wilhelm, R (7, 1)										0	0	0	0	0	0	0
Inning Stats	R: 0 E: 0 K: 1 S: 5 H: 1 LOB: 1 BB: 1 P: 9	R: 1 E: 0 K: 0 S: 4 H: 2 LOB: 0 BB: 0 P: 4	R: 0 E: 0 K: 0 S: 4 H: 1 LOB: 1 BB: 0 P: 4	R: 1 E: 0 K: 0 S: 5 H: 2 LOB: 1 BB: 0 P: 5	R: 1 E: 0 K: 0 S: 4 H: 1 LOB: 0 BB: 0 P: 4	R: 2 E: 1 K: 1 S: 9 H: 4 LOB: 2 BB: 0 P: 9	R: 0 E: 0 K: 1 S: 4 H: 0 LOB: 1 BB: 1 P: 8	R: 0 E: 0 K: 1 S: 6 H: 1 LOB: 1 BB: 0 P: 6		1B: 10 2B: 2 3B: 1 HR: 0	SF: 1 SAC: 0 DP: 2 HBP: 0					

PITCHER	IP	WLS	BF	H	R	ER	SO	BB	IBB	HBP	BLK	WP	HR	S	P	ERA	WHIP
Joe Coleman, R (1, 1) ERA: 5.13	5.1	L	23	8	4	4	1	1	0	0	0	0	0	24	28	6.75	1.688
Casey Cox, R (6, 1) ERA: 2.5	0.1		4	3	1	1	0	0	0	0	0	0	0	4	4	27.00	9.000
Bob Priddy, R (6, 1) ERA: 3.66	0.1		1	0	0	0	1	0	0	0	0	0	0	3	3	0.00	0.000
Bob Humphreys, R (7, 1) ERA: 4.62	2.0		7	1	0	0	2	1	0	0	0	0	0	10	14	0.00	1.000

PITCHER	IP	WLS	BF	H	R	ER	SO	BB	IBB	HBP	BLK	WP	HR	S	P	ERA	WHIP

BOTTOM

Washington Senators @ Chicago White Sox

Comiskey Park, Chicago, IL

Wed Jun 21 1967, 8:05 PM EDT

Unknown

livebaseballscorecards.com

AB	32
R	5
H	12
RBI	4
BB	2
SO	4
LOB	15

WP: 0 PB: 0 SB: 0 CS: 2 PA: 35

Washington Senators @ Chicago White Sox

Comiskey Park, Chicago, IL

Wed Jun 21 1967, 8:05 PM EDT

Att. 11,722 - Unknown

TOP

livebaseballscorecards.com

Batter	1	2	3	4	5	6	7	8	9	AB	R	H	RBI	BB	SO	LOB
Ed Brinkman, R (1, 6) OBP: 0.257, SLG: 0.255	6-3		K		F7		F5			4	0	0	0	0	1	2
Hank Allen, R (1, 8) OBP: 0.270, SLG: 0.312	K		F2		K			1-3		3	0	0	0	0	2	2
Ed Stroud, L (8, PH) OBP: 0.333, SLG: 0.326										0	0	0	0	0	0	0
(8, 8)																
Frank Howard, R (1, 7) OBP: 0.328, SLG: 0.495	5-3			F3	5-3			5-3		4	0	0	0	0	0	0
Cap Peterson, R (1, 9) OBP: 0.336, SLG: 0.405		1-3		BB 1B 1B 1B		F9		1B		4	1	2	0	0	0	0
Ken McMullen, R (1, 5) OBP: 0.267, SLG: 0.305		F8		K		4-1 BB		K		3	0	0	0	1	2	2
Mike Epstein, L (1, 3) OBP: 0.326, SLG: 0.305		F4		1B BB 1-2 1B		4-1 1-2			FC4-6 1B	4	0	2	0	0	0	1
Tim Cullen, R (1, 4) OBP: 0.306, SLG: 0.227			5-3	1B 1-2 2-3 BB	F7				F8	2	0	0	0	1	0	1
Bob Saverine, S (9, PH) OBP: 0.298, SLG: 0.301										1	0	0	0	0	0	1
Doug Camilli, R (1, 2) OBP: 0.224, SLG: 0.239			2B 1B	1-2 2-3 3-H 1B			5-3		FC4-6 1-2f	3	0	2	1	0	0	0
Dick Nen, L (9, PH) OBP: 0.289, SLG: 0.294										1	0	0	0	0	0	1
Barry Moore, L (1, 1) OBP: 0.217, SLG: 0.300										3	0	1	0	0	0	3
Dick Lines, R (7, 1) OBP: 0.429, SLG: 0.200										0	0	0	0	0	0	0
Dave Baldwin, R (7, 1)										0	0	0	0	0	0	0
Fred Valentine, S (9, PH) OBP: 0.332, SLG: 0.337			1-3 2B						1B	1	0	0	0	0	0	1
Inning Stats	R: 0 E: 0 K: 1 S: 5 H: 0 LOB: 0 BB: 0 P: 5	R: 0 E: 0 K: 0 S: 3 H: 0 LOB: 0 BB: 0 P: 3	R: 0 E: 0 K: 1 S: 7 H: 2 LOB: 2 BB: 0 P: 7	R: 1 E: 0 K: 1 S: 8 H: 3 LOB: 3 BB: 1 P: 12	R: 0 E: 0 K: 1 S: 5 H: 0 LOB: 0 BB: 0 P: 5	R: 0 E: 0 K: 0 S: 3 H: 0 LOB: 1 BB: 1 P: 7	R: 0 E: 0 K: 0 S: 3 H: 0 LOB: 0 BB: 0 P: 3	R: 0 E: 0 K: 1 S: 6 H: 1 LOB: 1 BB: 0 P: 6	R: 0 E: 0 K: 0 S: 4 H: 1 LOB: 1 BB: 0 P: 4	1B: 6 2B: 1 3B: 0 HR: 0 SF: 0 SAC: 0 DP: 0 HBP: 0						

	AB	33
	R	1
	H	7
	RBI	1
	BB	2
	SO	5
	LOB	14

WP: 0 PB: 0 SB: 0 CS: 0 PA: 36

PITCHER		IP	WLS	BF	H	R	ER	SO	BB	IBB	HBP	BLK	WP	HR	S	P	ERA	WHIP
Jim O'Toole, L ERA: 1.72	(1, 1)	7.0	W	28	5	1	1	4	2	0	0	0	0	0	34	42	1.29	1.000
Bob Locker, R ERA: 1.93	(8, 1)	2.0	S	8	2	0	0	1	0	0	0	0	0	0	10	10	0.00	1.000

PITCHER	IP	WLS	BF	H	R	ER	SO	BB	IBB	HBP	BLK	WP	HR	S	P	ERA	WHIP

Batter	1	2	3	4	5	6	7	8	9	AB	R	H	RBI	BB	SO	LOB
Tommie Agee, R (1, 8) OBP: 0.332, SLG: 0.442	S S S 0-3 K ①		x 0-0 5-3 ②			x 0-0 SH5-4 E 2B ①	x 0-0 1-2 1B 1B			4	1	2	0	0	1	1
Don Buford, S (1, 5) OBP: 0.312, SLG: 0.300	x 0-0 1-3 ②		x 0-0 1-3 ③ 2-3			x 0-0 SH5-4 ① 2-3	x 0-0 1-2 2-3 1B			3	0	1	0	0	0	1
Pete Ward, L (1, 9) OBP: 0.369, SLG: 0.400 Bob Locker, S (8, 1)	x 0-0 F2 ③			S S S 0-3 K ①		S S S 0-3 K ②	S S S 0-3 K ②			4 0	0 0	0 0	0 0	0 0	3 0	4 0
Ken Berry, R (1, 7) (8, 9) OBP: 0.351, SLG: 0.379		S S S 0-3 K ①		x 0-0 6-3 ②		x 0-0 E4 BB 3-H	x 0-0 1-4-3 ③			4	0	0	0	0	1	3
Ron Hansen, R (1, 6) OBP: 0.284, SLG: 0.302		x 0-0 1B		x 0-0 1B		B B B B 4-0 1-2 BB		x 0-0 1-3 ①		3	0	2	0	1	0	0
Jerry McNertney, R (1, 2) OBP: 0.306, SLG: 0.414		S S S 0-3 K ②		x 0-0 L6 ③		x 0-0 F8 ③		H 1-0 L4-3 HBP		3	0	0	0	0	1	4
Tom McCraw, L (1, 3) OBP: 0.290, SLG: 0.395		x 0-0 F6 ③			x 0-0 F6 ①		x 0-0 HR	x 0-0 L4-3 ② ③ 1-2		4	1	1	1	0	0	2
Wayne Causey, L (1, 4) OBP: 0.348, SLG: 0.329 Jimmy Stewart, S (8, 7) OBP: 0.143, SLG: 0.143			B B B B 4-0 WP SH1-4 BB		x 0-0 4-3 ②		S S S 0-3 K ①			2 0	0 0	0 0	0 0	1 0	1 0	0 0
Jim O'Toole, S (1, 1) OBP: 0.083, SLG: 0.083 Dick Kenworthy, R (7, PH) OBP: 0.282, SLG: 0.444 Al Weis, S (7, PR) (8, 4) OBP: 0.313, SLG: 0.326			x 0-0 SH1-4 ① 1-2		S S S 0-3 K ③		B B B B 4-0 1B 1B BB			1 0 0	0 0 0	0 0 0	0 0 0	0 1 0	1 0 0	0 0 0
Inning Stats	R: 0 E: 0 K: 1 S: 5 H: 0 LOB: 0 BB: 0 P: 5	R: 0 E: 0 K: 2 S: 8 H: 1 LOB: 1 BB: 0 P: 8	R: 0 E: 0 K: 0 S: 3 H: 0 LOB: 1 BB: 1 P: 7	R: 0 E: 0 K: 1 S: 6 H: 1 LOB: 1 BB: 0 P: 6	R: 0 E: 0 K: 1 S: 5 H: 0 LOB: 0 BB: 0 P: 5	R: 1 E: 1 K: 1 S: 7 H: 1 LOB: 2 BB: 1 P: 11	R: 1 E: 0 K: 2 S: 10 H: 3 LOB: 3 BB: 1 P: 14	R: 0 E: 0 K: 0 S: 2 H: 0 LOB: 0 BB: 0 P: 3		1B: 4 2B: 2 3B: 0 HR: 1	SF: 0 SAC: 2 DP: 1 HBP: 1					

PITCHER		IP	WLS	BF	H	R	ER	SO	BB	IBB	HBP	BLK	WP	HR	S	P	ERA	WHIP
Barry Moore, L ERA: 4.35	(1, 1)	6.1	L	28	5	2	1	7	3	0	0	0	1	1	39	51	1.42	1.263
Dick Lines, L ERA: 3.19	(7, 1)	0.1		2	1	0	0	1	0	0	0	0	0	0	4	4	0.00	3.000
Dave Baldwin, R ERA: 0.94	(7, 1)	1.1		4	0	0	0	0	0	0	1	0	0	0	3	4	0.00	0.000

PITCHER	IP	WLS	BF	H	R	ER	SO	BB	IBB	HBP	BLK	WP	HR	S	P	ERA	WHIP

BOTTOM

Washington Senators @ Chicago White Sox

Comiskey Park, Chicago, IL

Wed Jun 21 1967, 8:05 PM EDT

Att. 11,722 - Unknown

livebaseballscorecards.com

AB	28
R	2
H	6
RBI	1
BB	3
SO	8
LOB	15

Batter	1	2	3	4	5	6	7	8	9	AB	R	H	RBI	BB	SO	LOB
Luis Aparicio, R (1, 6) OBP: 0.275, SLG: 0.320	G6-4-3 1B		F8			6-3		SF8 3-H		3	0	1	1	0	0	0
Paul Blair, R (1, 8) OBP: 0.356, SLG: 0.473	G6-4-3 1-2f		2B			HBP		1B 1-2		3	0	2	0	0	0	1
Curt Blefary, L (1, 7) OBP: 0.355, SLG: 0.471	K		F5			F7		FC6-4 1-2 2-H		4	0	1	1	0	1	2
Frank Robinson, R (1, 9) OBP: 0.433, SLG: 0.681		F2	5-3				6-3	FC6-4 1-2f		4	0	0	0	0	0	3
Boog Powell, L (1, 3) OBP: 0.338, SLG: 0.386		F7	F6				F7		K	4	0	0	0	0	1	1
Brooks Robinson, R (1, 5) OBP: 0.325, SLG: 0.382		2B			L4-3 1B		F8		G6-4-3 1B	4	0	3	0	0	0	0
Davey Johnson, R (1, 4) OBP: 0.330, SLG: 0.377		K			F3			FC3-6 SF8 2B	G6-4-3 1-2f	4	1	1	0	0	1	3
Andy Etchebarren, R (1, 2) OBP: 0.353, SLG: 0.426			F5		L4-3 1-2			FC3-6 BB		2	0	0	0	1	0	1
Steve Barber, L (1, 1) OBP: 0.182, SLG: 0.100			K			F7		FC3-6 1B 1-2f 2-3		1	0	0	0	0	1	0
Russ Snyder, L (6, PH) OBP: 0.333, SLG: 0.411										1	0	0	0	0	0	0
Jim Hardin, R (6, 1)										0	0	0	0	0	0	0
Vic Roznovsky, L (8, PH) OBP: 0.286, SLG: 0.308										1	1	0	0	0	0	2
Stu Miller, R (8, 1)										0	0	0	0	0	0	0
Inning Stats	R: 0 E: 0 K: 1 S: 5 H: 1 LOB: 0 BB: 0 P: 5	R: 0 E: 0 K: 1 S: 6 H: 1 LOB: 1 BB: 0 P: 6	R: 0 E: 0 K: 1 S: 5 H: 0 LOB: 0 BB: 0 P: 5	R: 0 E: 0 K: 0 S: 4 H: 1 LOB: 1 BB: 0 P: 4	R: 0 E: 0 K: 0 S: 3 H: 1 LOB: 0 BB: 0 P: 3	R: 0 E: 0 K: 0 S: 3 H: 0 LOB: 0 BB: 0 P: 4	R: 0 E: 0 K: 0 S: 3 H: 0 LOB: 0 BB: 0 P: 3	R: 2 E: 0 K: 0 S: 6 H: 3 LOB: 2 BB: 1 P: 10	R: 0 E: 0 K: 1 S: 5 H: 1 LOB: 0 BB: 0 P: 5	1B: 5 2B: 4 3B: 0 HR: 0 SF: 1 SAC: 0 DP: 3 HBP: 1						

TOP

Baltimore Orioles @ Washington Senators

D.C. Stadium, Washington, DC

Fri Jun 23 1967, 7:05 PM EDT

Att. 17,693 - Unknown

livebaseballscorecards.com

AB	31
R	2
H	8
RBI	2
BB	1
SO	4
LOB	13

PITCHER		IP	WLS	BF	H	R	ER	SO	BB	IBB	HBP	BLK	WP	HR	S	P	ERA	WHIP
Phil Ortega, R ERA: 3.74	(1, 1)	7.0	W	26	5	2	2	3	1	0	1	0	0	0	30	35	2.57	0.857
Dave Baldwin, R ERA: 0.91	(8, 1)	1.0		5	2	0	0	0	0	0	0	0	0	0	5	5	0.00	2.000
Darold Knowles, L ERA: 2.17	(9, 1)	1.0	S	3	1	0	0	1	0	0	0	0	0	0	5	5	0.00	1.000

PITCHER	IP	WLS	BF	H	R	ER	SO	BB	IBB	HBP	BLK	WP	HR	S	P	ERA	WHIP

Batter	1	2	3	4	5	6	7	8	9	AB	R	H	RBI	BB	SO	LOB
Ed Brinkman, R (1, 6) OBP: 0.256, SLG: 0.251	F7			5-3	6-3			BB		3	0	0	0	1	0	1
Hank Allen, R (1, 8) OBP: 0.260, SLG: 0.299 (7, 7)	F9			F7		4-3		G5-3 2-3f		4	0	0	0	0	0	2
Frank Howard, R (1, 7) OBP: 0.328, SLG: 0.493	6-3			HR 1B 1B		F8				3	1	1	0	0	0	0
Ed Stroud, L (7, 8) OBP: 0.333, SLG: 0.326										0	0	0	0	0	0	0
Cap Peterson, R (1, 9) OBP: 0.336, SLG: 0.404		4-3		HR 1-2 1B		K S S S				3	1	1	0	0	1	0
Paul Casanova, R (1, 2) OBP: 0.296, SLG: 0.382		4-3		HR 1-H 2-H			F8 1B			3	1	2	3	0	0	0
Mike Epstein, L (1, 3) OBP: 0.316, SLG: 0.294		3-1		3-1			F8 1-2			3	0	0	0	0	0	1
Ken McMullen, R (1, 5) OBP: 0.264, SLG: 0.301			F4		F8		F5			3	0	0	0	0	0	0
Tim Cullen, R (1, 4) OBP: 0.315, SLG: 0.232			5-3		SH3-4 BB			G5-3 SH2-4 1B		2	0	1	0	1	0	0
Phil Ortega, R (1, 1) OBP: 0.115, SLG: 0.042			1-3		SH3-4 1-2			SH2-4 1-2		1	0	0	0	0	0	0
Dave Baldwin, R (8, 1)										0	0	0	0	0	0	0
Dick Nen, L (8, PH) OBP: 0.289, SLG: 0.294										0	0	0	0	0	0	0
Darold Knowles, L (9, 1)										0	0	0	0	0	0	0
Inning Stats	R: 0 E: 0 K: 0 S: 3 H: 0 LOB: 0 BB: 0 P: 3	R: 0 E: 0 K: 0 S: 3 H: 0 LOB: 0 BB: 0 P: 3	R: 0 E: 0 K: 0 S: 3 H: 0 LOB: 0 BB: 0 P: 3	R: 3 E: 0 K: 0 S: 6 H: 3 LOB: 0 BB: 0 P: 6	R: 0 E: 0 K: 0 S: 3 H: 0 LOB: 1 BB: 1 P: 7	R: 0 E: 0 K: 1 S: 5 H: 0 LOB: 0 BB: 0 P: 5	R: 0 E: 0 K: 0 S: 3 H: 1 LOB: 0 BB: 0 P: 3	R: 0 E: 0 K: 0 S: 3 H: 1 LOB: 1 BB: 1 P: 7		1B: 4 2B: 0 3B: 0 HR: 1 SF: 0 SAC: 2 DP: 1 HBP: 0						

PITCHER		IP	WLS	BF	H	R	ER	SO	BB	IBB	HBP	BLK	WP	HR	S	P	ERA	WHIP
Steve Barber, L ERA: 4.04	(1, 1)	5.0	L	19	3	3	3	0	1	0	0	0	0	1	18	22	5.40	0.800
Jim Hardin, R ERA:	(6, 1)	2.0		6	1	0	0	1	0	0	0	0	0	0	8	8	0.00	0.500
Stu Miller, R ERA: 2.56	(8, 1)	1.0		4	1	0	0	0	1	0	0	0	0	0	3	7	0.00	2.000

PITCHER	IP	WLS	BF	H	R	ER	SO	BB	IBB	HBP	BLK	WP	HR	S	P	ERA	WHIP

BOTTOM

Baltimore Orioles @ Washington Senators

D.C. Stadium, Washington, DC

Fri Jun 23 1967, 7:05 PM EDT

Att. 17,693 - Unknown

livebaseballscorecards.com

AB	25
R	3
H	5
RBI	3
BB	2
SO	1
LOB	4

WP: 0 PA: 29
PB: 0
SB: 0
CS: 0

Batter	1	2	3	4	5	6	7	8	9	AB	R	H	RBI	BB	SO	LOB
Ed Brinkman, R (1, 6) OBP: 0.256, SLG: 0.251	5-3	1B			L5		SH3 1-2	K		4	0	1	0	0	1	1
Ed Stroud, L (1, 8) OBP: 0.339, SLG: 0.306	BB HR BB	F7			4-3		FC6-4-5 2-3		BB	3	1	0	0	2	0	2
Frank Howard, R (1, 7) OBP: 0.335, SLG: 0.507 Fred Valentine, S (7, 7) OBP: 0.330, SLG: 0.335	BB HR 1-2 BB		HR		BB		K		F8	2 1	2 0	1 0	1 0	2 0	1 0	1 1
Cap Peterson, R (1, 9) OBP: 0.338, SLG: 0.401	HR 1-2 2-3 BB		5-3		K			1B 2B 1B	F7	4	2	1	0	1	1	2
Mike Epstein, L (1, 3) OBP: 0.320, SLG: 0.333	HR 1-H 2-H 3-H		1-3			3-1		2B 1-3 1B	K	5	2	2	4	0	1	1
Paul Casanova, R (1, 2) OBP: 0.295, SLG: 0.385	5-3		5-3			F8		1B 1-3 3-H 2B		4	1	1	1	0	0	0
Ken McMullen, R (1, 5) OBP: 0.268, SLG: 0.305	6-3			F8		1B		4-3 2-H 3-H 1B		4	0	2	2	0	0	0
Tim Cullen, R (1, 4) OBP: 0.305, SLG: 0.224		F8		L6		K		K		4	0	0	0	0	2	2
Camilo Pascual, R (1, 1) OBP: 0.192, SLG: 0.125 Bob Humphreys, R (7, 1) OBP: 0.250, SLG: 0.143		1-3		6-3			SH3 FC6-4-3 BB	4-3 2-3		2 1	0 0	0 0	0 0	1 0	0 0	0 1
Inning Stats	R: 4 E: 0 K: 0 S: 4 H: 1 LOB: 0 BB: 3 P: 16	R: 0 E: 0 K: 0 S: 4 H: 1 LOB: 1 BB: 0 P: 4	R: 1 E: 0 K: 0 S: 4 H: 1 LOB: 0 BB: 0 P: 4	R: 0 E: 0 K: 0 S: 3 H: 0 LOB: 0 BB: 0 P: 3	R: 0 E: 0 K: 1 S: 5 H: 0 LOB: 1 BB: 1 P: 9	R: 0 E: 0 K: 1 S: 6 H: 1 LOB: 1 BB: 0 P: 6	R: 0 E: 0 K: 1 S: 5 H: 0 LOB: 1 BB: 1 P: 9	R: 3 E: 0 K: 2 S: 11 H: 4 LOB: 1 BB: 0 P: 11	R: 0 E: 0 K: 1 S: 5 H: 0 LOB: 1 BB: 1 P: 9	1B: 5 2B: 1 3B: 0 HR: 2 SF: 0 SAC: 1 DP: 0 HBP: 0						

TOP

Washington Senators @ Baltimore Orioles

Memorial Stadium, Baltimore, MD

Sat Jun 24 1967, 7:05 PM EDT

Att. 15,607 - Unknown

livebaseballscorecards.com

AB	34
R	8
H	8
RBI	8
BB	6
SO	6
LOB	11

WP: 0 PB: 0 SB: 0 CS: 0 PA: 41

PITCHER		IP	WLS	BF	H	R	ER	SO	BB	IBB	HBP	BLK	WP	HR	S	P	ERA	WHIP
Bill Dillman, R ERA: 4.15	(1, 1)	5.0	L	22	3	5	5	1	4	0	0	0	0	2	20	36	9.00	1.400
Wally Bunker, R ERA: 4.1	(6, 1)	2.0		8	1	0	0	2	1	0	0	0	0	0	11	15	0.00	1.000
Eddie Fisher, R ERA: 4.17	(8, 1)	0.0		3	3	3	3	0	0	0	0	0	0	0	3	3	∞	∞
Eddie Watt, R ERA: 1.56	(8, 1)	2.0		8	1	0	0	3	1	0	0	0	0	0	13	17	0.00	1.000

PITCHER	IP	WLS	BF	H	R	ER	SO	BB	IBB	HBP	BLK	WP	HR	S	P	ERA	WHIP

Batter	1	2	3	4	5	6	7	8	9	AB	R	H	RBI	BB	SO	LOB
Luis Aparicio, R (1, 6) OBP: 0.270, SLG: 0.314	L4		K		F4			K		4	0	0	0	0	2	0
Paul Blair, R (1, 8) OBP: 0.354, SLG: 0.473	K		G3 2B			1-3		F9		4	0	1	0	0	1	0
Curt Blefary, L (1, 7) OBP: 0.354, SLG: 0.467	BB 1B		G3 2-3			F7		K		4	0	1	0	0	1	1
Frank Robinson, R (1, 9) OBP: 0.434, SLG: 0.676	1-2 BB		6-3			F9			1B 1B	3	1	1	0	1	0	1
Boog Powell, L (1, 3) OBP: 0.341, SLG: 0.403	F9			L4			HR		1-3 1B	4	1	2	1	0	0	2
Brooks Robinson, R (1, 5) OBP: 0.324, SLG: 0.384		F7		5-3			F9 6-3 2B		K	4	1	1	0	0	1	2
Davey Johnson, R (1, 4) OBP: 0.328, SLG: 0.373 Wally Bunker, R (6, 1) OBP: 0.091, SLG: 0.091 Russ Snyder, L (7, PH) OBP: 0.331, SLG: 0.407 Eddie Fisher, R (8, 1) Eddie Watt, R (8, 1) Vic Roznovsky, L (9, PH) OBP: 0.310, SLG: 0.333		1-3	K				F9 2-3		G1-6-3 1-3 3-H 1B	2 0 0 0 0 1 0 0 0 0 0 0 0 0 1 0 0 0 0 0 1 0 0 0 0 0 0 0 0 0 0 0 0 0 0 1 0 1 1 0 0 0						
Andy Etchebarren, R (1, 2) OBP: 0.351, SLG: 0.421		1B			F5		6-3 3-H		G1-6-3 1-2f	4	0	1	1	0	0	2
Bill Dillman, R (1, 1) OBP: 0.250, SLG: 0.250 Mark Belanger, R (5, PH) OBP: 0.339, SLG: 0.375 (6, 4)		K			K		6-3			1 0 0 0 0 1 1 2 0 0 0 0 1 0						
Inning Stats	R: 0 H: 1 E: 0 LOB: 2 K: 1 BB: 1 S: 6 P: 10	R: 0 H: 1 E: 0 LOB: 1 K: 1 BB: 0 S: 6 P: 6	R: 0 H: 1 E: 0 LOB: 1 K: 1 BB: 0 S: 6 P: 6	R: 0 H: 0 E: 0 LOB: 0 K: 1 BB: 0 S: 5 P: 5	R: 0 H: 0 E: 0 LOB: 0 K: 1 BB: 0 S: 5 P: 5	R: 0 H: 0 E: 0 LOB: 0 K: 0 BB: 0 S: 3 P: 3	R: 2 H: 2 E: 0 LOB: 0 K: 0 BB: 0 S: 5 P: 5	R: 0 H: 0 E: 0 LOB: 0 K: 2 BB: 0 S: 7 P: 7	R: 1 H: 3 E: 0 LOB: 1 K: 1 BB: 0 S: 7 P: 7	1B: 5 SF: 0 2B: 2 SAC: 0 3B: 0 DP: 1 HR: 1 HBP: 0						WP: 0 PA: 35 PB: 0 SB: 0 CS: 0	

BOTTOM

Washington Senators @ Baltimore Orioles

Memorial Stadium, Baltimore, MD

Sat Jun 24 1967, 7:05 PM EDT

Att. 15,607 - Unknown

livebaseballscorecards.com

AB	34
R	3
H	8
RBI	3
BB	1
SO	8
LOB	10

PITCHER		IP	WLS	BF	H	R	ER	SO	BB	IBB	HBP	BLK	WP	HR	S	P	ERA	WHIP
Camilo Pascual, R ERA: 3.16	(1, 1)	6.1	W	25	5	2	2	5	1	0	0	0	0	1	34	38	2.84	0.947
Bob Humphreys, R ERA: 4.56	(7, 1)	2.2	S	10	3	1	1	3	0	0	0	0	0	0	16	16	3.38	1.125

PITCHER	IP	WLS	BF	H	R	ER	SO	BB	IBB	HBP	BLK	WP	HR	S	P	ERA	WHIP

Batter	1	2	3	4	5	6	7	8	9	AB	R	H	RBI	BB	SO	LOB
Paul Blair, R (1, 8) OBP: 0.351, SLG: 0.466	0-0 1B 1B 1B	0-0 ② FC1-6 FC4 1-2f		0-0 ② F8		0-0 ③ F8		0-0 ① FC1-6 G6-3 1-2f		5	1	1	0	0	0	4
Mark Belanger, R (1, 6) OBP: 0.328, SLG: 0.361	0-0 ③ 1B 1B 1B 1-2	0-0 ③ FC4 1-2f		0-0 ③ 6-3			0-3 ① K	0-0 ②③ G6-3 1-2f		5	1	1	0	0	1	3
Frank Robinson, R (1, 9) OBP: 0.437, SLG: 0.683	0-0 1B 1B 1B 1-3 2-H		0-0 3B 2B		0-0 ① 6-3		0-0 1B SF8 2B		0-0 ① F3	5	2	3	1	0	0	0
Brooks Robinson, R (1, 5) OBP: 0.329, SLG: 0.396	0-3 ① K		0-0 SF8 3B 2-H		0-0 1B FC3-6 1B		0-0 HBP E 1B 2-3		0-0 ② F9	5	3	3	1	0	1	2
Boog Powell, L (1, 3) OBP: 0.338, SLG: 0.402	0-3 ② K		0-0 ① SF8 3-H		0-0 FC3-6 1-3 1B		0-0 ② SF8 1-2 3-H		0-0 ③ 4-3	3	0	1	2	0	1	2
Curt Blefary, L (1, 7) OBP: 0.356, SLG: 0.465	0-0 1-3 3-H 1B		0-3 ② K		0-0 ② FC3-6 CS 1-2f 3-H		4-0 HBP 1B IBB			3	1	1	2	1	1	1
Davey Johnson, R (1, 4) OBP: 0.331, SLG: 0.373	0-0 ③ 4-3		0-0 ③ F9		0-0 ③ CS 1-2	0-0 FC1-6-4 1B	1-0 1B 1-2 2-3 HBP			3	0	1	0	0	0	2
Vic Roznovsky, L (1, 2)		0-0 ① F7		0-0 ① L3-1		0-0 ① F7	0-0 ③ 1-3 2-H 3-H 1B			4	0	1	2	0	0	1
Tom Phoebus, R (1, 1) OBP: 0.250, SLG: 0.303 Moe Drabowsky, R (6, 1) OBP: 0.429, SLG: 0.385		0-0 FC1-6 1B		0-0 2B		0-0 ② FC1-6-4 1-2f		0-0 FC1-6 1B		3 1	0 0	2 1	0 0	0 0	0 0	1 0
Inning Stats	R: 2 E: 0 K: 2 S: 11 H: 4 LOB: 2 BB: 0 P: 11	R: 0 E: 0 K: 0 S: 4 H: 1 LOB: 1 BB: 0 P: 4	R: 2 E: 0 K: 1 S: 7 H: 2 LOB: 0 BB: 0 P: 7	R: 0 E: 0 K: 0 S: 4 H: 1 LOB: 1 BB: 0 P: 4	R: 1 E: 0 K: 0 S: 4 H: 2 LOB: 0 BB: 0 P: 4	R: 0 E: 1 K: 0 S: 4 H: 1 LOB: 1 BB: 0 P: 4	R: 3 E: 1 K: 1 S: 7 H: 3 LOB: 2 BB: 1 P: 12	R: 0 E: 0 K: 0 S: 3 H: 1 LOB: 0 BB: 0 P: 3	R: 0 E: 0 K: 0 S: 3 H: 0 LOB: 0 BB: 0 P: 3	1B: 11 2B: 3 3B: 1 HR: 0	SF: 2 SAC: 0 DP: 1 HBP: 1						

PITCHER	IP	WLS	BF	H	R	ER	SO	BB	IBB	HBP	BLK	WP	HR	S	P	ERA	WHIP
Bob Priddy, R (1, 1) ERA: 4.35	2.0	L	13	7	4	4	2	0	0	0	0	0	0	17	17	18.00	3.500
Dick Lines, L (3, 1) ERA: 3.18	3.0		11	3	1	1	1	0	0	0	0	0	0	13	13	3.00	1.000
Casey Cox, R (6, 1) ERA: 3.6	2.0		11	4	3	3	1	0	1	1	0	0	0	11	16	13.50	2.000
Darold Knowles, L (8, 1) ERA: 2.08	2.0		6	1	0	0	0	0	0	0	0	0	0	6	6	0.00	0.500

PITCHER	IP	WLS	BF	H	R	ER	SO	BB	IBB	HBP	BLK	WP	HR	S	P	ERA	WHIP

TOP

Baltimore Orioles @ Washington Senators

D.C. Stadium, Washington, DC

Sun Jun 25 1967, 3:33 AM EDT

Att. 19,132 - Unknown

livebaseballscorecards.com

AB	37
R	8
H	15
RBI	8
BB	1
SO	4
LOB	16

1B: 11	SF: 2	WP: 0	PA: 42
2B: 3	SAC: 0	PB: 0	
3B: 1	DP: 1	SB: 0	
HR: 0	HBP: 1	CS: 1	

Batter	1	2	3	4	5	6	7	8	9	AB	R	H	RBI	BB	SO	LOB
Ed Brinkman, R (1, 6) OBP: 0.255, SLG: 0.250	F9		5-3		F2		1-3 1B		5-3	5	0	1	0	0	0	0
Ed Stroud, L (1, 8) OBP: 0.333, SLG: 0.302	4-3		1B		K		F6			4	0	1	0	0	1	2
Darold Knowles, L (8, 1)										0	0	0	0	0	0	0
Frank Howard, R (1, 7) OBP: 0.333, SLG: 0.500	BB		K		F8			K		3	0	0	0	1	2	1
Cap Peterson, R (1, 9) OBP: 0.336, SLG: 0.398	K		F9			CS 1B		K		4	0	1	0	0	2	2
Mike Epstein, L (1, 3) OBP: 0.327, SLG: 0.362		SF7 3B		4-3		K 1-2		1B 1B		4	1	2	0	0	1	1
Paul Casanova, R (1, 2) OBP: 0.295, SLG: 0.382		K		5-3		K		1-2 1B		4	0	1	0	0	2	1
Ken McMullen, R (1, 5) OBP: 0.268, SLG: 0.305		SF7 3-H		K			G6-4-3 1B	K		3	0	1	1	0	2	2
Tim Cullen, R (1, 4) OBP: 0.311, SLG: 0.227		BB			HR 1B		G6-4-3 1-2f		K	3	1	1	0	1	1	1
Bob Priddy, R (1, 1) OBP: 0.286, SLG: 0.167										1	0	0	0	0	1	1
Dick Lines, R (3, 1) OBP: 0.429, SLG: 0.200										0	0	0	0	0	0	0
Dick Nen, L (5, PH) OBP: 0.286, SLG: 0.337										1	1	1	2	0	0	0
Casey Cox, R (6, 1)										0	0	0	0	0	0	0
Fred Valentine, S (7, PH) OBP: 0.332, SLG: 0.337									F4	2	0	1	0	0	0	0
(8, 8)																
Inning Stats	R: 0 E: 0 K: 1 S: 5 H: 0 LOB: 1 BB: 1 P: 9	R: 1 E: 0 K: 2 S: 8 H: 1 LOB: 1 BB: 1 P: 12	R: 0 E: 0 K: 1 S: 6 H: 1 LOB: 1 BB: 0 P: 6	R: 0 E: 0 K: 1 S: 5 H: 0 LOB: 0 BB: 0 P: 5	R: 2 E: 0 K: 1 S: 7 H: 2 LOB: 0 BB: 0 P: 7	R: 0 E: 0 K: 2 S: 7 H: 1 LOB: 0 BB: 0 P: 7	R: 0 E: 0 K: 0 S: 5 H: 3 LOB: 2 BB: 0 P: 5	R: 0 E: 0 K: 3 S: 11 H: 2 LOB: 2 BB: 0 P: 11	R: 0 E: 0 K: 1 S: 5 H: 0 LOB: 0 BB: 0 P: 5	1B: 8 2B: 1 3B: 1 HR: 1	SF: 1 SAC: 0 DP: 2 HBP: 0						

PITCHER	IP	WLS	BF	H	R	ER	SO	BB	IBB	HBP	BLK	WP	HR	S	P	ERA	WHIP
Tom Phoebus, R (1, 1) ERA: 3.31	5.0	W	22	5	3	3	6	2	0	0	0	0	1	32	40	5.40	1.400
Moe Drabowsky, R (6, 1) ERA: 0.97	4.0	S	15	5	0	0	6	0	0	0	0	0	0	27	27	0.00	1.250

PITCHER	IP	WLS	BF	H	R	ER	SO	BB	IBB	HBP	BLK	WP	HR	S	P	ERA	WHIP

BOTTOM

Baltimore Orioles @ Washington Senators

D.C. Stadium, Washington, DC

Sun Jun 25 1967, 3:33 AM EDT

Att. 19,132 - Unknown

livebaseballscorecards.com

AB	34
R	3
H	10
RBI	3
BB	2
SO	12
LOB	11

Washington Senators @ California Angels

Anaheim Stadium, Anaheim, CA

Mon Jun 26 1967, 10:05 PM EDT

Att. 10,629 - Unknown

TOP

livebaseballscorecards.com

Batter	1	2	3	4	5	6	7	8	9	AB	R	H	RBI	BB	SO	LOB
Ed Brinkman, R (1, 6) OBP: 0.250, SLG: 0.245	SSS 0-3 ① K		x 0-0 ② 5-3		x 0-0 ① F9	SSS 0-3 ③ K			x 0-0 ② 5-3	5	0	0	0	0	2	2
Ed Stroud, L (1, 8) OBP: 0.349, SLG: 0.321	x 0-0 G6-4-3 1B		x 0-0 1B		x 0-0 ② 4-3 1-2		SSS 0-3 ① K		x 0-0 ③ 4-3	3	0	2	0	0	0	1
Hank Allen, R (7, PH) (7, 8) OBP: 0.255, SLG: 0.293										2	0	0	0	0	1	0
Frank Howard, R (1, 7) OBP: 0.332, SLG: 0.500	x 0-0 ②③ G6-4-3 1-2f		x 0-0 ③ 5-3		x 0-0 2B 2-H		x 0-0 ② F8			4	0	1	1	0	0	2
Cap Peterson, R (1, 9) OBP: 0.339, SLG: 0.402		x 0-0 3-1 2B		BBBB 4-0 FC5-4 BB	x 0-0 ③ F9		x 0-0 ③ F8			3	0	1	0	1	0	1
Mike Epstein, L (1, 3) OBP: 0.315, SLG: 0.347		x 0-0 ① 3-1 2-3		x 0-0 ① F8		x 0-0 ① F9		x 0-0 ① F4		4	0	0	0	0	0	2
Paul Casanova, R (1, 2) OBP: 0.298, SLG: 0.384	SSS 0-3 ② K			x 0-0 ② FC5-4 1B 1-2f		x 0-0 BB 2B 1B		x 0-0 1B		4	1	2	0	0	1	2
Ken McMullen, R (1, 5) OBP: 0.271, SLG: 0.305		BBBB 4-0 FC4-6 BB		x 0-0 1-2 1B		x 0-0 ② F5		x 0-0 ② F8		3	0	1	0	1	0	2
Tim Cullen, R (1, 4) OBP: 0.312, SLG: 0.223	x 0-0 ③ FC4-6 1-2f		x 0-0 ③ 4-3			BBBB 4-0 1-2 2B BB		x 0-0 ③ 4-3		2	1	0	0	1	0	4
Fred Valentine, S (8, PH) OBP: 0.330, SLG: 0.335										1	0	0	0	0	0	1
Dave Baldwin, R (8, 1)										0	0	0	0	0	0	0
Barry Moore, L (1, 1) OBP: 0.208, SLG: 0.286			x 0-0 ① F8		BBBB 4-0 4-3 2B BB	x 0-0 1-H 2-H 2B			x 0-0 ① F9	1	0	0	0	0	0	0
Bob Humphreys, R (3, 1) OBP: 0.250, SLG: 0.143										0	0	0	0	0	0	0
Bob Priddy, R (4, 1) OBP: 0.375, SLG: 0.167										0	1	0	0	1	0	0
Dick Nen, L (6, PH) OBP: 0.303, SLG: 0.356										1	0	1	2	0	0	0
Dick Lines, R (6, 1) OBP: 0.429, SLG: 0.200										0	0	0	0	0	0	0
Bernie Allen, L (8, 4) OBP: 0.229, SLG: 0.210										1	0	0	0	0	0	0
Inning Stats	R: 0 E: 0 K: 1 S: 5 H: 1 LOB: 0 BB: 0 P: 5	R: 0 E: 0 K: 1 S: 6 H: 1 LOB: 2 BB: 1 P: 10	R: 0 E: 0 K: 0 S: 4 H: 1 LOB: 1 BB: 0 P: 4	R: 0 E: 0 K: 0 S: 4 H: 1 LOB: 2 BB: 1 P: 8	R: 1 E: 0 K: 0 S: 4 H: 1 LOB: 1 BB: 1 P: 8	R: 2 E: 0 K: 1 S: 7 H: 2 LOB: 1 BB: 1 P: 11	R: 0 E: 0 K: 1 S: 5 H: 0 LOB: 0 BB: 0 P: 5	R: 0 E: 0 K: 0 S: 4 H: 1 LOB: 1 BB: 0 P: 4	R: 0 E: 0 K: 0 S: 3 H: 0 LOB: 0 BB: 0 P: 3	1B: 5 2B: 3 3B: 0 HR: 0	SF: 0 SAC: 0 DP: 1 HBP: 0						

AB	34
R	3
H	8
RBI	3
BB	4
SO	4
LOB	17

WP: 0 PB: 0 SB: 0 CS: 0 PA: 38

PITCHER		IP	WLS	BF	H	R	ER	SO	BB	IBB	HBP	BLK	WP	HR	S	P	ERA	WHIP
Jack Hamilton, R ERA: 2.92	(1, 1)	5.0	W	22	5	1	1	2	3	0	0	0	0	0	23	35	1.80	1.600
Bill Kelso, R ERA: 2.72	(6, 1)	1.0		6	2	2	2	1	1	0	0	0	0	0	7	11	18.00	3.000
Ken Turner, L ERA: 1.98	(7, 1)	1.1		5	1	0	0	1	0	0	0	0	0	0	7	7	0.00	0.750
Minnie Rojas, R ERA: 1.81	(8, 1)	1.2	S	5	0	0	0	0	0	0	0	0	0	0	5	5	0.00	0.000

PITCHER	IP	WLS	BF	H	R	ER	SO	BB	IBB	HBP	BLK	WP	HR	S	P	ERA	WHIP

BOTTOM

Washington Senators @ California Angels

Anaheim Stadium, Anaheim, CA

Mon Jun 26 1967, 10:05 PM EDT

Att. 10,629 - Unknown

livebaseballscorecards.com

Batter	1	2	3	4	5	6	7	8	9	AB	R	H	RBI	BB	SO	LOB
Jose Cardenal, R (1, 8) (9, 7) OBP: 0.279, SLG: 0.355	SH1-3 G3 2B	5-3			5-3		FC6-4 1-2f			4	1	1	0	0	0	3
Paul Schaal, R (1, 5) OBP: 0.296, SLG: 0.278	SH1-3 2-3		F1		F8			F3		3	0	0	0	0	0	0
Jim Fregosi, R (1, 6) OBP: 0.337, SLG: 0.414	G3 3-H		5-3		F8			F7		4	0	0	1	0	0	0
Rick Reichardt, R (1, 7) OBP: 0.312, SLG: 0.379	6-3		5-3			F9		BB BB		3	0	0	0	1	0	0
Jay Johnstone, L (9, 8) OBP: 0.215, SLG: 0.247										0	0	0	0	0	0	0
Bubba Morton, R (1, 9) OBP: 0.373, SLG: 0.339		SH1-4 1B 2B		BB 1B 1B		K		1-2 BB		2	2	2	0	0	0	0
Jimmie Hall, L (6, 9) OBP: 0.316, SLG: 0.428										1	0	0	0	1	1	0
Johnny Werhas, R (1, 3) OBP: 0.261, SLG: 0.282		SH1-4 2-3		1B G6-3 1-2 BB		4-3		4-3		0	0	0	0	0	0	0
Don Mincher, L (4, 3) OBP: 0.395, SLG: 0.527										2	1	0	0	1	0	2
Buck Rodgers, S (1, 2) OBP: 0.264, SLG: 0.298		1B 3-H 1B		G6-3 1-3 2-H 1B			K			3	0	2	2	0	1	0
Bobby Knoop, R (1, 4) OBP: 0.296, SLG: 0.342		1-3 1B		G6-3 1-2f 3-H			FC6-4 1B			3	0	2	0	0	0	1
Jack Hamilton, R (1, 1) OBP: 0.091, SLG: 0.364		K		K			K			2	0	0	0	0	2	2
Bill Kelso, R (6, 1)										0	0	0	0	0	0	0
Ken Turner, R (7, 1)										1	0	0	0	0	1	1
Minnie Rojas, R (8, 1) OBP: 0.200, SLG: 0.111										0	0	0	0	0	0	0
Inning Stats	R: 1 H: 1 E: 0 LOB: 0 K: 0 BB: 0 S: 4 P: 4	R: 1 H: 3 E: 0 LOB: 2 K: 1 BB: 0 S: 8 P: 8	R: 0 H: 0 E: 0 LOB: 0 K: 0 BB: 0 S: 3 P: 3	R: 2 H: 2 E: 0 LOB: 0 K: 1 BB: 1 S: 6 P: 10	R: 0 H: 0 E: 0 LOB: 0 K: 0 BB: 0 S: 3 P: 3	R: 0 H: 0 E: 0 LOB: 0 K: 1 BB: 0 S: 5 P: 5	R: 0 H: 1 E: 0 LOB: 1 K: 2 BB: 0 S: 8 P: 8	R: 0 H: 0 E: 0 LOB: 2 K: 0 BB: 2 S: 3 P: 11		1B: 5 SF: 0 2B: 2 SAC: 2 3B: 0 DP: 1 HR: 0 HBP: 0						

	AB	28
	R	4
	H	7
	RBI	3
	BB	3
	SO	5
	LOB	9

WP: 0 PA: 33
PB: 0
SB: 0
CS: 0

PITCHER		IP	WLS	BF	H	R	ER	SO	BB	IBB	HBP	BLK	WP	HR	S	P	ERA	WHIP
Barry Moore, L ERA: 4.48	(1, 1)	2.0	L	10	4	2	2	1	0	0	0	0	0	0	12	12	9.00	2.000
Bob Humphreys, R ERA: 4.8	(3, 1)	1.0		6	2	2	2	0	1	0	0	0	0	0	5	9	18.00	3.000
Bob Priddy, R ERA: 4.15	(4, 1)	2.0		5	0	0	0	1	0	0	0	0	0	0	7	7	0.00	0.000
Dick Lines, L ERA: 3.04	(6, 1)	2.0		7	1	0	0	3	0	0	0	0	0	0	13	13	0.00	0.500
Dave Baldwin, R ERA: 0.88	(8, 1)	1.0		5	0	0	0	0	2	0	0	0	0	0	3	11	0.00	2.000

PITCHER	IP	WLS	BF	H	R	ER	SO	BB	IBB	HBP	BLK	WP	HR	S	P	ERA	WHIP

Washington Senators @ California Angels

Anaheim Stadium, Anaheim, CA

Tue Jun 27 1967, 10:05 PM EDT

Att. 13,152 - Unknown

TOP

livebaseballscorecards.com

Batter	1	2	3	4	5	6	7	8	9	AB	R	H	RBI	BB	SO	LOB
Ed Stroud, L (1, 8) OBP: 0.362, SLG: 0.333	G6-4-3 1B		SF8 3-H		1B 1-2 1B	3-1 1-2 2-3	K		FC5-4 1-2 2-3 BB	4	0	2	1	1	1	4
Ken McMullen, R (1, 5) OBP: 0.273, SLG: 0.318	G6-4-3 1-2f		K		1-2 2-3 1B	2-H 3-H HR		F6	FC5-4 1-2f	6	1	2	3	0	1	4
Frank Howard, R (1, 7) OBP: 0.331, SLG: 0.496	K			K	K	FC6-4 1B		K		4	0	1	0	0	3	3
Fred Valentine, S (6, PR) OBP: 0.329, SLG: 0.333 (6, 7)										1	0	0	0	0	1	0
Cap Peterson, R (1, 9) OBP: 0.336, SLG: 0.397		G3 1B		5-3	F7	FC6-4 1-2f		K		5	0	1	0	0	1	4
Mike Epstein, L (1, 3) OBP: 0.328, SLG: 0.412		G3 1-2		3B BB		HR	HR		4-3	4	3	2	2	1	0	1
Paul Casanova, R (1, 2) OBP: 0.305, SLG: 0.403		F8		1-H 3B		1B 1B 1B	F6		2B 2B	5	2	3	1	0	0	1
Bernie Allen, L (1, 4) OBP: 0.246, SLG: 0.238		G3		K		3-1 1-3 HR 1B	SH3-4 1B		BB 2-H 2B	5	1	3	1	0	1	2
Ed Brinkman, R (1, 6) OBP: 0.257, SLG: 0.256			SH5-4 SF8 2B		F9	3-1 1-2 HR 3-H 1B	SH3-4 1-2 1B		E5 BB	5	2	3	1	0	0	1
Joe Coleman, R (1, 1) OBP: 0.167, SLG: 0.095			SH5-4 2-3		1B 1B BB	K	SH3-4 1-2 2-3		K	1	0	0	0	1	1	2
Casey Cox, R (8, 1)										1	0	0	0	0	1	2

Inning Stats	1	2	3	4	5	6	7	8	9
	R: 0 E: 0 K: 1 S: 5	R: 0 E: 0 K: 0 S: 4	R: 1 E: 0 K: 1 S: 6	R: 1 E: 0 K: 2 S: 8	R: 0 E: 0 K: 1 S: 7	R: 5 E: 0 K: 1 S: 11	R: 1 E: 0 K: 1 S: 8	R: 0 E: 0 K: 2 S: 7	R: 1 E: 1 K: 1 S: 8
	H: 1 LOB: 0 BB: 0 P: 5	H: 1 LOB: 1 BB: 0 P: 4	H: 1 LOB: 0 BB: 0 P: 6	H: 1 LOB: 1 BB: 1 P: 12	H: 2 LOB: 3 BB: 1 P: 11	H: 6 LOB: 1 BB: 0 P: 11	H: 3 LOB: 2 BB: 0 P: 8	H: 0 LOB: 0 BB: 0 P: 7	H: 2 LOB: 3 BB: 1 P: 12

PITCHER		IP	WLS	BF	H	R	ER	SO	BB	IBB	HBP	BLK	WP	HR	S	P	ERA	WHIP
Jim McGlothlin, R ERA: 1.68	(1, 1)	5.0	L	24	8	4	4	5	2	0	0	0	0	1	32	40	7.20	2.000
Lew Burdette, R ERA: 5.06	(6, 1)	0.0		2	2	0	0	0	0	0	0	0	0	0	2	2	∞	∞
Ken Turner, L ERA: 2.51	(6, 1)	0.2		4	2	3	3	1	0	0	0	0	0	1	6	6	40.50	3.000
Pete Cimino, R ERA: 3.04	(6, 1)	1.1		7	3	1	1	1	0	0	0	0	0	1	9	9	6.75	2.250
Bill Kelso, R ERA: 2.66	(8, 1)	1.0		3	0	0	0	2	0	0	0	0	0	0	7	7	0.00	0.000

PITCHER		IP	WLS	BF	H	R	ER	SO	BB	IBB	HBP	BLK	WP	HR	S	P	ERA	WHIP
Clyde Wright, L ERA: 1.67	(9, 1)	1.0		7	2	1	1	1	1	0	0	0	0	0	8	12	9.00	3.000

AB	41
R	9
H	17
RBI	9
BB	3
SO	10
LOB	24

1B: 10	SF: 1	WP: 0	PA: 47
2B: 3	SAC: 2	PB: 0	
3B: 1	DP: 1	SB: 0	
HR: 3	HBP: 0	CS: 0	

BOTTOM

Washington Senators @ California Angels

Anaheim Stadium, Anaheim, CA

Tue Jun 27 1967, 10:05 PM EDT

Att. 13,152 - Unknown

livebaseballscorecards.com

Batter	1	2	3	4	5	6	7	8	9	AB	R	H	RBI	BB	SO	LOB
Jose Cardenal, R (1, 7) OBP: 0.275, SLG: 0.350	5-3		K		5-3		F8		6-3	3	0	0	0	0	1	0
Roger Repoz, L (7, 8) OBP: 0.333, SLG: 0.393										2	0	0	0	0	0	2
Jay Johnstone, L (1, 8) OBP: 0.214, SLG: 0.251	4-3		K		F9		1-3 2-H 2B		E4	5	0	1	1	0	1	0
(7, 7)																
Jim Fregosi, R (1, 6) OBP: 0.331, SLG: 0.406	E5 1B		F7			F9	5-3		F4	5	0	0	0	0	0	3
Don Mincher, L (1, 3) OBP: 0.402, SLG: 0.531	1-3 1B			BB 1B		4-3 1B		G4-3 1B 2B BB	1-3	4	1	3	0	1	0	1
Jimmie Hall, L (1, 9) OBP: 0.319, SLG: 0.426	4-3			1-2 BB	4-3 1-2			G4-3 1-2 1B		3	0	1	0	1	0	3
Buck Rodgers, S (1, 2) OBP: 0.264, SLG: 0.302		SH1-4 5-3 2B	K		G1			1-2f 2-3		4	1	1	0	0	1	5
Paul Schaal, R (1, 5) OBP: 0.300, SLG: 0.285		SH1-4 2-3		F7				1B 2B BB	3-H 2B	2	2	1	1	1	0	2
Bobby Knoop, R (1, 4) OBP: 0.297, SLG: 0.342		5-3 3-H	K				2B 1-2 1B	2-H 1B		3	0	1	1	0	1	2
Bill Kelso, R (8, 1)										0	0	0	0	0	0	0
Rick Reichardt, R (8, PH) OBP: 0.315, SLG: 0.382										1	0	1	1	0	0	0
Clyde Wright, R (9, 1)										0	0	0	0	0	0	0
Jim McGlothlin, R (1, 1) OBP: 0.182, SLG: 0.129		K			K		F7	G3		2	0	0	0	0	2	0
Lew Burdette, R (6, 1)										0	0	0	0	0	0	0
Ken Turner, R (6, 1)										0	0	0	0	0	0	0
Pete Cimino, R (6, 1) OBP: 0.143, SLG: 0.143										0	0	0	0	0	0	0
Tom Satriano, L (7, PH) OBP: 0.327, SLG: 0.337										2	0	0	0	0	0	3
(8, 4)																

Inning Stats	1	2	3	4	5	6	7	8	9
	R: 0 H: 1 E: 1 LOB: 2 K: 0 BB: 0 S: 5 P: 5	R: 1 H: 1 E: 0 LOB: 0 K: 1 BB: 0 S: 6 P: 6	R: 0 H: 0 E: 0 LOB: 0 K: 2 BB: 0 S: 7 P: 7	R: 0 H: 1 E: 0 LOB: 2 K: 2 BB: 1 S: 8 P: 12	R: 0 H: 0 E: 0 LOB: 0 K: 1 BB: 0 S: 5 P: 5	R: 0 H: 1 E: 0 LOB: 1 K: 0 BB: 0 S: 4 P: 4	R: 1 H: 2 E: 0 LOB: 2 K: 0 BB: 1 S: 5 P: 9	R: 2 H: 3 E: 0 LOB: 1 K: 0 BB: 1 S: 5 P: 9	R: 0 H: 0 E: 1 LOB: 1 K: 0 BB: 0 S: 4 P: 4

1B: 6	SF: 0	WP: 0	PA: 40
2B: 3	SAC: 1	PB: 0	
3B: 0	DP: 1	SB: 0	
HR: 0	HBP: 0	CS: 0	

	AB	36
	R	4
	H	9
	RBI	4
	BB	3
	SO	6
	LOB	21

PITCHER		IP	WLS	BF	H	R	ER	SO	BB	IBB	HBP	BLK	WP	HR	S	P	ERA	WHIP
Joe Coleman, R ERA: 5.01	(1, 1)	7.0	W	32	7	4	4	6	3	0	0	0	0	0	41	53	5.14	1.429
Casey Cox, R ERA: 3.68	(8, 1)	2.0	S	8	2	0	0	0	0	0	0	0	0	0	8	8	0.00	1.000

PITCHER	IP	WLS	BF	H	R	ER	SO	BB	IBB	HBP	BLK	WP	HR	S	P	ERA	WHIP

Batter	1	2	3	4	5	6	7	8	9	AB	R	H	RBI	BB	SO	LOB
Ed Stroud, L (1, 8) OBP: 0.342, SLG: 0.313	x 0-0 ① F7			S S S 0-3 ① K	x 0-0 ② F7		S S S 0-3 ③ K			4	0	0	0	0	2	1
Ken McMullen, R (1, 5) OBP: 0.276, SLG: 0.316	x 0-0 ② 5-3			B B B B 4-0 HR BB	B B B B 4-0 1-3 BB BB			S S S 0-3 ① K		2	1	0	0	2	1	0
Frank Howard, R (1, 7) OBP: 0.333, SLG: 0.506 Fred Valentine, S (8, 7) OBP: 0.329, SLG: 0.333	S S S 0-3 ③ K			x 0-0 1-H HR	B B B B 4-0 1-2 BB			S S S 0-3 ② K		3	1	1	2	1	2	0
										0	0	0	0	0	0	0
Cap Peterson, R (1, 9) OBP: 0.335, SLG: 0.394		x 0-0 ① 5-3		x 0-0 ② F9	x 0-0 ③ 5-3			x 0-0 1B		4	0	1	0	0	0	3
Mike Epstein, L (1, 3) OBP: 0.325, SLG: 0.400		x 0-0 ② 3-1		B B B B 4-0 FC5 1B BB		S S S 0-3 ① K		x 0-0 ③ 4-3		3	0	0	0	1	1	1
Paul Casanova, R (1, 2) OBP: 0.304, SLG: 0.400		x 0-0 ③ L4		x 0-0 1-2 1B		x 0-0 ② F8			S S S 0-3 ① K	4	0	1	0	0	1	0
Bernie Allen, L (1, 4) OBP: 0.237, SLG: 0.229			x 0-0 ① 5-3	x 0-0 ③ FC5 2-3f		x 0-0 ③ F8			x 0-0 ② F8	4	0	0	0	0	0	2
Ed Brinkman, R (1, 6) OBP: 0.253, SLG: 0.252			x 0-0 ② 6-3		x 0-0 ① 5-3		x 0-0 ① 6-3		x 0-0 ③ F5	4	0	0	0	0	0	0
Phil Ortega, R (1, 1) OBP: 0.138, SLG: 0.074			x 0-0 ③ 1-3		x 0-0 WP 1B		x 0-0 ② F9			3	0	1	0	0	0	0
Dave Baldwin, R (7, 1)										0	0	0	0	0	0	0
Dick Lines, R (8, 1) OBP: 0.429, SLG: 0.200										0	0	0	0	0	0	0
Bob Priddy, R (8, 1) OBP: 0.375, SLG: 0.167										0	0	0	0	0	0	0
Inning Stats	R: 0 E: 0 K: 1 S: 5 H: 0 LOB: 0 BB: 0 P: 5	R: 0 E: 0 K: 0 S: 3 H: 0 LOB: 0 BB: 0 P: 3	R: 0 E: 0 K: 0 S: 3 H: 0 LOB: 0 BB: 0 P: 3	R: 2 E: 0 K: 1 S: 7 H: 2 LOB: 2 BB: 2 P: 15	R: 0 E: 0 K: 0 S: 4 H: 1 LOB: 3 BB: 2 P: 12	R: 0 E: 0 K: 1 S: 5 H: 0 LOB: 0 BB: 0 P: 5	R: 0 E: 0 K: 1 S: 5 H: 0 LOB: 0 BB: 0 P: 5	R: 0 E: 0 K: 2 S: 8 H: 1 LOB: 1 BB: 0 P: 8	R: 0 E: 0 K: 1 S: 5 H: 0 LOB: 0 BB: 0 P: 5	1B: 3 2B: 0 3B: 0 HR: 1	SF: 0 SAC: 0 DP: 0 HBP: 0						

PITCHER	IP	WLS	BF	H	R	ER	SO	BB	IBB	HBP	BLK	WP	HR	S	P	ERA	WHIP
Rickey Clark, R (1, 1) ERA: 2.38	7.0		28	3	2	2	4	4	0	0	0	1	1	32	48	2.57	1.000
Minnie Rojas, R (8, 1) ERA: 1.75	2.0	W	7	1	0	0	3	0	0	0	0	0	0	13	13	0.00	0.500

PITCHER	IP	WLS	BF	H	R	ER	SO	BB	IBB	HBP	BLK	WP	HR	S	P	ERA	WHIP

TOP

Washington Senators @ California Angels

Anaheim Stadium, Anaheim, CA

Wed Jun 28 1967, 10:05 PM EDT

Att. 9,800 - Unknown

livebaseballscorecards.com

AB	31
R	2
H	4
RBI	2
BB	4
SO	7
LOB	7

1B: 3 SF: 0
2B: 0 SAC: 0
3B: 0 DP: 0
HR: 1 HBP: 0

WP: 2 PA: 35
PB: 0
SB: 0
CS: 0

Batter	1	2	3	4	5	6	7	8	9	AB	R	H	RBI	BB	SO	LOB
Jose Cardenal, R (1, 8) (9, 9) OBP: 0.272, SLG: 0.345	F3		SH1-3		K		6-3			3	0	0	0	0	1	3
Paul Schaal, R (1, 5) OBP: 0.297, SLG: 0.281	K		F8		F5			F9		3	0	0	0	0	1	2
Jay Johnstone, L (8, PH) (9, 8) OBP: 0.213, SLG: 0.250										1	0	0	0	0	0	0
Jim Fregosi, R (1, 6) OBP: 0.330, SLG: 0.404	4-3		K			4-3		1B		4	1	1	0	0	1	1
Don Mincher, L (1, 3) OBP: 0.400, SLG: 0.526		F9 BB 1B		F8		F8		F6		4	0	1	0	0	0	1
Jimmie Hall, L (1, 9) OBP: 0.320, SLG: 0.421		BBBB 1-2 BB		F4		F8		1B 1-2 2B		2	0	0	0	1	0	0
Johnny Werhas, R (8, PH) OBP: 0.277, SLG: 0.300										1	1	1	0	0	0	0
Tom Satriano, L (9, 5) OBP: 0.327, SLG: 0.337										0	0	0	0	0	0	0
Rick Reichardt, R (1, 7) OBP: 0.318, SLG: 0.381		K		F7			BBBB FC3-5 BB	1-3 2-H 2B		3	1	1	1	1	1	2
Buck Rodgers, S (1, 2) OBP: 0.273, SLG: 0.318		F9 2-3			1B		BBBB 1-2 FC3-5 BB	1-H 3-H 2B		3	1	2	2	1	0	2
Bobby Knoop, R (1, 4) OBP: 0.300, SLG: 0.342		K			SH2-4 2-H		FC3-5 1-2 2-3f	IBB		3	0	1	1	1	1	4
Rickey Clark, R (1, 1) OBP: 0.048, SLG: 0.048			SH1-3		SH2-4 1-2		F7	K		1	0	1	0	0	0	0
Roger Repoz, L (7, PH) OBP: 0.330, SLG: 0.389										1	0	0	0	0	0	2
Minnie Rojas, R (8, 1) OBP: 0.182, SLG: 0.100										1	0	0	0	0	1	2
Inning Stats	R: 0 E: 0 K: 1 S: 5 H: 0 LOB: 0 BB: 0 P: 5	R: 0 E: 0 K: 2 S: 8 H: 1 LOB: 2 BB: 1 P: 12	R: 0 E: 0 K: 1 S: 6 H: 1 LOB: 1 BB: 0 P: 6	R: 0 E: 0 K: 0 S: 3 H: 0 LOB: 0 BB: 0 P: 3	R: 1 E: 0 K: 1 S: 7 H: 2 LOB: 1 BB: 0 P: 7	R: 0 E: 0 K: 0 S: 3 H: 0 LOB: 0 BB: 0 P: 3	R: 0 E: 0 K: 0 S: 3 H: 0 LOB: 2 BB: 2 P: 11	R: 3 E: 0 K: 1 S: 9 H: 4 LOB: 2 BB: 1 P: 13		1B: 6 2B: 2 3B: 0 HR: 0	SF: 0 SAC: 2 DP: 0 HBP: 0						

PITCHER		IP	WLS	BF	H	R	ER	SO	BB	IBB	HBP	BLK	WP	HR	S	P	ERA	WHIP
Phil Ortega, R ERA: 3.59	(1, 1)	6.0		25	4	1	1	5	3	0	0	0	0	0	32	44	1.50	1.167
Dave Baldwin, R ERA: 1.13	(7, 1)	1.1		5	1	1	1	0	0	0	0	0	0	0	5	5	6.75	0.750
Dick Lines, L ERA: 3.21	(8, 1)	0.1	L	2	1	0	0	0	0	0	0	0	0	0	2	2	0.00	3.000
Bob Priddy, R ERA: 4.33	(8, 1)	0.1		4	2	2	2	1	0	1	0	0	0	0	5	9	54.00	6.000

PITCHER	IP	WLS	BF	H	R	ER	SO	BB	IBB	HBP	BLK	WP	HR	S	P	ERA	WHIP

BOTTOM

Washington Senators @ California Angels

Anaheim Stadium, Anaheim, CA

Wed Jun 28 1967, 10:05 PM EDT

Att. 9,800 - Unknown

livebaseballscorecards.com

AB	30
R	4
H	8
RBI	4
BB	4
SO	6
LOB	19

WP: 0 PB: 0 SB: 0 CS: 0 PA: 36

Batter	1	2	3	4	5	6	7	8	9	AB	R	H	RBI	BB	SO	LOB
Fred Valentine, S (1, 8) (8, 7) OBP: 0.332, SLG: 0.337	S 1B		F8 ③			1B 1B		F8 ①		4	0	2	0	0	0	0
Ken McMullen, R (1, 5) OBP: 0.276, SLG: 0.315	K ①			F9 ①		FC6-4 1-2 1B		F3 ②		4	0	1	0	0	1	1
Frank Howard, R (1, 7) OBP: 0.332, SLG: 0.502	K ②			F8 ②		K ②		WP 1B		4	0	1	0	0	2	3
Ed Stroud, L (8, PR) (8, 8) OBP: 0.342, SLG: 0.313										0	0	0	0	0	0	0
Cap Peterson, R (1, 9) OBP: 0.329, SLG: 0.387	K ③ 1-2			F8 ③		FC6-4 ③ 1-2f		1-3 1-2		4	0	0	0	0	1	4
Paul Casanova, R (1, 2) OBP: 0.299, SLG: 0.393		K ①			K ①		G3 ①		5-3 ①	4	0	0	0	0	2	0
Mike Epstein, L (1, 3) OBP: 0.315, SLG: 0.385		4-3 ②			F3 ②		F9 ②		K ②	4	0	0	0	0	1	0
Tim Cullen, R (1, 4) OBP: 0.319, SLG: 0.234		F7 ③			1B		HBP 1B		6-3 ③	3	0	2	0	0	0	0
Dick Nen, L (9, PH) OBP: 0.300, SLG: 0.352										1	0	0	0	0	0	0
Ed Brinkman, R (1, 6) OBP: 0.254, SLG: 0.250			F8 ①		F8 ③		1-2 HBP			2	0	0	0	0	0	1
Barry Moore, L (1, 1) OBP: 0.185, SLG: 0.250			5-3 ②			4-3 ①	K ③			3	0	0	0	0	1	2
Darold Knowles, L (8, 1)										0	0	0	0	0	0	0
Dave Baldwin, R (8, 1)										0	0	0	0	0	0	0
Casey Cox, R (8, 1)										0	0	0	0	0	0	0
Inning Stats	R: 0 H: 1 E: 0 LOB: 1 K: 3 BB: 0 S: 10 P: 10	R: 0 H: 0 E: 0 LOB: 0 K: 1 BB: 0 S: 5 P: 5	R: 0 H: 0 E: 0 LOB: 0 K: 0 BB: 0 S: 3 P: 3	R: 0 H: 0 E: 0 LOB: 0 K: 0 BB: 0 S: 3 P: 3	R: 0 H: 1 E: 0 LOB: 1 K: 1 BB: 0 S: 6 P: 6	R: 0 H: 2 E: 0 LOB: 2 K: 1 BB: 0 S: 7 P: 7	R: 0 H: 1 E: 0 LOB: 2 K: 1 BB: 0 S: 6 P: 7	R: 0 H: 1 E: 0 LOB: 2 K: 0 BB: 0 S: 4 P: 4	R: 0 H: 0 E: 0 LOB: 0 K: 1 BB: 0 S: 5 P: 5	1B: 6 SF: 0 2B: 0 SAC: 0 3B: 0 DP: 0 HR: 0 HBP: 1						

TOP

Washington Senators @ Minnesota Twins

Metropolitan Stadium, Bloomington , MI

Sat Jul 01 1967, 4:33 AM EDT

Att. 9,951 - Unknown

livebaseballscorecards.com

AB	33
R	0
H	6
RBI	0
BB	0
SO	8
LOB	11

WP: 1 PA: 34
PB: 0
SB: 1
CS: 0

PITCHER		IP	WLS	BF	H	R	ER	SO	BB	IBB	HBP	BLK	WP	HR	S	P	ERA	WHIP
Jim Kaat, L ERA: 4.29	(1, 1)	8.0	W	31	6	0	0	7	0	0	1	0	1	0	44	45	0.00	0.750
Al Worthington, R ERA: 4.0	(9, 1)	1.0	S	3	0	0	0	1	0	0	0	0	0	0	5	5	0.00	0.000

PITCHER	IP	WLS	BF	H	R	ER	SO	BB	IBB	HBP	BLK	WP	HR	S	P	ERA	WHIP

Batter	1	2	3	4	5	6	7	8	9	AB	R	H	RBI	BB	SO	LOB
Cesar Tovar, R (1, 8) (9, 4) OBP: 0.345, SLG: 0.386	E3 CS		G5-4-3 1-2f			F4		1B 1-2 2-3 3-H 1B		4	0	1	1	0	0	1
Zoilo Versalles, R (1, 6) OBP: 0.275, SLG: 0.313	K 1-2			5-3			F8	K		4	0	0	0	0	2	4
Harmon Killebrew, R (1, 3) OBP: 0.407, SLG: 0.576	K			5-3			6-3	FC6 1-2 2-H 3-H 1B		4	0	1	2	0	1	0
Tony Oliva, L (1, 9) OBP: 0.290, SLG: 0.395		6-3		3-1			4-3	FC6 1-2f		4	0	0	0	0	0	2
Bob Allison, R (1, 7) OBP: 0.352, SLG: 0.437 Sandy Valdespino, L (8, PR) OBP: 0.282, SLG: 0.294 (9, 7)		G5-3 BB 1B			K			BB SH5-4 BB BB		2 0	0 1	1 0	0 0	1 0	1 0	0 0
Rich Rollins, R (1, 5) OBP: 0.333, SLG: 0.341		BB 1-2 BB			6-3			SH5-4 1-2		1	0	0	0	1	0	0
Jerry Zimmerman, R (1, 2) OBP: 0.252, SLG: 0.176 Earl Battey, R (8, PH) OBP: 0.278, SLG: 0.257 Ted Uhlaender, L (8, PR) OBP: 0.217, SLG: 0.313 (9, 8)		G5-3 2-3f			6-3			IBB		2 0 0	0 0 1	0 0 0	0 0 0	0 1 0	0 0 0	2 0 0
Frank Quilici, R (1, 4) Frank Kostro, R (8, PH) OBP: 0.300, SLG: 0.222 Russ Nixon, L (9, 2) OBP: 0.284, SLG: 0.333			5-3			1-3		BB 1-2 2-3 1B BB		2 0 0	0 1 0	0 0 0	0 0 0	0 1 0	0 0 0	0 0 0
Jim Kaat, L (1, 1) OBP: 0.293, SLG: 0.342 Rod Carew, L (8, PH) OBP: 0.363, SLG: 0.434 Al Worthington, R (9, 1)			G5-4-3			K		BB 1-2 2-3 3-H 1B		2 0 0	0 1 0	1 0 0	0 1 0	0 1 0	1 0 0	0 0 0
Inning Stats	R: 0 E: 1 K: 2 S: 7 H: 0 LOB: 0 BB: 0 P: 7	R: 0 E: 0 K: 0 S: 3 H: 1 LOB: 1 BB: 1 P: 7	R: 0 E: 0 K: 0 S: 3 H: 1 LOB: 0 BB: 0 P: 3	R: 0 E: 0 K: 0 S: 3 H: 0 LOB: 0 BB: 0 P: 3	R: 0 E: 0 K: 1 S: 5 H: 0 LOB: 0 BB: 0 P: 5	R: 0 E: 0 K: 1 S: 5 H: 0 LOB: 0 BB: 0 P: 5	R: 0 E: 0 K: 0 S: 3 H: 0 LOB: 0 BB: 0 P: 3	R: 4 E: 0 K: 1 S: 7 H: 2 LOB: 2 BB: 4 P: 23		1B: 4 2B: 1 3B: 0 HR: 0	SF: 0 SAC: 1 DP: 3 HBP: 0					

PITCHER		IP	WLS	BF	H	R	ER	SO	BB	IBB	HBP	BLK	WP	HR	S	P	ERA	WHIP
Barry Moore, L ERA: 4.41	(1, 1)	7.1	L	26	2	3	3	4	3	1	0	0	0	0	30	46	3.68	0.682
Darold Knowles, L ERA: 2.27	(8, 1)	0.0		1	0	0	0	0	1	0	0	0	0	0	0	4	∞	∞
Dave Baldwin, R ERA: 1.11	(8, 1)	0.1		3	2	1	1	1	0	0	0	0	0	0	5	5	27.00	6.000
Casey Cox, R ERA: 3.63	(8, 1)	0.1		1	0	0	0	0	0	0	0	0	0	0	1	1	0.00	0.000

PITCHER	IP	WLS	BF	H	R	ER	SO	BB	IBB	HBP	BLK	WP	HR	S	P	ERA	WHIP

BOTTOM

Washington Senators @ Minnesota Twins

Metropolitan Stadium, Bloomington , MI

Sat Jul 01 1967, 4:33 AM EDT

Att. 9,951 - Unknown

livebaseballscorecards.com

AB	25
R	4
H	4
RBI	4
BB	5
SO	5
LOB	9

WP: 0 PB: 0 SB: 0 CS: 1 PA: 31

Washington Senators @ Minnesota Twins

Metropolitan Stadium, Bloomington , MI

Sun Jul 02 1967, 4:33 AM EDT

Unknown

TOP

livebaseballscorecards.com

Batter	1	2	3	4	5	6	7	8	9	AB	R	H	RBI	BB	SO	LOB
Ed Stroud, L (1, 8) OBP: 0.325, SLG: 0.294	K		K			F7		K		4	0	0	0	0	3	1
Fred Valentine, S (1, 7) OBP: 0.331, SLG: 0.335	K			4-3		F8			FC1-6, 1B	4	0	1	0	0	1	0
Cap Peterson, R (1, 9) OBP: 0.332, SLG: 0.387	HBP			E5, P4, 1B			WP, 1B		FC1-6, HBP, 1B, 1-2f	3	1	1	0	0	0	1
Mike Epstein, L (1, 3) OBP: 0.320, SLG: 0.384	K			1B, 1-2			K		1B, HBP, 1-2	3	0	1	0	0	2	2
Paul Casanova, R (1, 2) OBP: 0.294, SLG: 0.386		3-1		P4, 2-3f			6-3, 1-2		F4	4	0	0	0	0	0	5
Ken McMullen, R (1, 5) OBP: 0.275, SLG: 0.314		1-3			5-3		K		1B, 1-3, 2-H	4	0	1	1	0	1	1
Bernie Allen, L (1, 4) OBP: 0.238, SLG: 0.230		F4			K			1B	F8	4	0	1	0	0	1	2
Ed Brinkman, R (1, 6) OBP: 0.251, SLG: 0.247			K		K			K		3	0	0	0	0	3	1
Camilo Pascual, R (1, 1) OBP: 0.185, SLG: 0.120			L6			4-3		K		1	0	0	0	0	0	0
Hank Allen, R (6, PH) OBP: 0.252, SLG: 0.290										1	0	0	0	0	0	0
Bob Humphreys, R (6, 1) OBP: 0.250, SLG: 0.143										0	0	0	0	0	0	0
Dick Lines, R (6, 1) OBP: 0.429, SLG: 0.200										0	0	0	0	0	0	0
Dick Nen, L (8, PH) OBP: 0.297, SLG: 0.348										1	0	0	0	0	1	1
Casey Cox, R (8, 1)										0	0	0	0	0	0	0

Inning Stats	1	2	3	4	5	6	7	8	9
	R: 0 E: 0 K: 3 S: 9	H: 0 LOB: 1 BB: 0 P: 10	R: 0 E: 0 K: 0 S: 3	H: 0 LOB: 0 BB: 0 P: 3	R: 0 E: 0 K: 2 S: 7	H: 0 LOB: 0 BB: 0 P: 7	R: 0 E: 1 K: 0 S: 4	H: 1 LOB: 1 BB: 0 P: 4	R: 0 E: 0 K: 2 S: 7	H: 0 LOB: 0 BB: 0 P: 7	R: 0 E: 0 K: 0 S: 3	H: 0 LOB: 0 BB: 0 P: 3	R: 0 E: 0 K: 2 S: 8	H: 1 LOB: 1 BB: 0 P: 8	R: 0 E: 0 K: 3 S: 10	H: 1 LOB: 1 BB: 0 P: 10	R: 1 E: 0 K: 0 S: 5	H: 2 LOB: 2 BB: 0 P: 6

	AB	32
	R	1
	H	5
	RBI	1
	BB	0
	SO	12
	LOB	14

	1B: 5	SF: 0	WP: 1	PA: 34
	2B: 1	SAC: 0	PB: 0	
	3B: 0	DP: 1	SB: 0	
	HR: 0	HBP: 2	CS: 0	

PITCHER	IP	WLS	BF	H	R	ER	SO	BB	IBB	HBP	BLK	WP	HR	S	P	ERA	WHIP
Dean Chance, R (1, 1) ERA: 2.94	9.0	W	34	5	1	1	12	0	0	2	0	1	0	56	58	1.00	0.556

PITCHER	IP	WLS	BF	H	R	ER	SO	BB	IBB	HBP	BLK	WP	HR	S	P	ERA	WHIP

Batter	1	2	3	4	5	6	7	8	9	AB	R	H	RBI	BB	SO	LOB
Cesar Tovar, R (1, 4) (8, 5) OBP: 0.339, SLG: 0.379	L6		6-3		6-3	K		F4		5	0	0	0	0	1	3
Zoilo Versalles, R (1, 6) OBP: 0.275, SLG: 0.313	1B			L4	K		6-3			4	0	1	0	0	1	0
Harmon Killebrew, R (1, 3) OBP: 0.408, SLG: 0.571	K			1B E BB	F8		PB BB			2	1	0	0	2	1	1
Tony Oliva, L (1, 9) OBP: 0.289, SLG: 0.392	K			E 1-3 FC5-2 1B		L4	F6			4	0	1	0	0	1	2
Bob Allison, R (1, 7) OBP: 0.355, SLG: 0.433 Sandy Valdespino, L (7, PR) OBP: 0.282, SLG: 0.294 (8, 7)		6-3		E3 BB FC5-2 1-3 2B 3-H		BB 1B BB BB	PB 1-2 BB			2 0	2 0	0 0	1 0	2 0	0 0	1 0
Rich Rollins, R (1, 5) OBP: 0.342, SLG: 0.347 Frank Quilici, R (7, PR) (8, 4)	G6-3 1B			FC5-2 BB 2B 1-2 3-H		BB BB 1-2 1B	1-2 2-3 IBB			3 0	1 0	2 0	0 0	1 0	0 0	2 0
Russ Nixon, L (1, 2) OBP: 0.295, SLG: 0.324	G6-3 1-2f			2B 1-2 2-3 BB		BB 1-2 2-3 BB	K			2	0	0	0	2	1	4
Ted Uhlaender, L (1, 8) OBP: 0.230, SLG: 0.325		F6	2B 1-3 2-H 3-H			BB 1-2 2-3 3-H		4-3		3	0	1	3	1	0	0
Dean Chance, R (1, 1)		1-3	K			K		K		4	0	0	0	0	3	5
Inning Stats	R: 0 E: 0 K: 2 S: 8 / H: 1 LOB: 1 BB: 0 P: 8	R: 0 E: 0 K: 0 S: 3 / H: 1 LOB: 0 BB: 0 P: 3	R: 0 E: 0 K: 0 S: 3 / H: 0 LOB: 0 BB: 0 P: 3	R: 3 E: 1 K: 1 S: 8 / H: 2 LOB: 2 BB: 2 P: 16	R: 0 E: 0 K: 1 S: 5 / H: 0 LOB: 0 BB: 0 P: 5	R: 1 E: 0 K: 2 S: 8 / H: 1 LOB: 3 BB: 3 P: 20	R: 0 E: 0 K: 1 S: 5 / H: 0 LOB: 3 BB: 3 P: 17	R: 0 E: 0 K: 1 S: 5 / H: 0 LOB: 0 BB: 0 P: 5		1B: 4 2B: 1 3B: 0 HR: 0 / SF: 0 SAC: 0 DP: 1 HBP: 0						

PITCHER		IP	WLS	BF	H	R	ER	SO	BB	IBB	HBP	BLK	WP	HR	S	P	ERA	WHIP
Camilo Pascual, R ERA: 3.08	(1, 1)	5.0	L	21	4	3	1	4	2	0	0	0	0	0	27	35	1.80	1.200
Bob Humphreys, R ERA: 4.94	(6, 1)	0.1		4	1	1	1	0	2	0	0	0	0	0	2	10	27.00	9.000
Dick Lines, L ERA: 3.1	(6, 1)	1.2		9	0	0	0	3	3	1	0	0	0	0	11	27	0.00	1.800
Casey Cox, R ERA: 3.47	(8, 1)	1.0		3	0	0	0	1	0	0	0	0	0	0	5	5	0.00	0.000

PITCHER	IP	WLS	BF	H	R	ER	SO	BB	IBB	HBP	BLK	WP	HR	S	P	ERA	WHIP

BOTTOM

Washington Senators @ Minnesota Twins

Metropolitan Stadium, Bloomington , MI

Sun Jul 02 1967, 4:33 AM EDT

Unknown

livebaseballscorecards.com

AB	29
R	4
H	5
RBI	4
BB	8
SO	8
LOB	18

WP: 0 PB: 1 SB: 0 CS: 0 PA: 37

Washington Senators @ Minnesota Twins

Metropolitan Stadium, Bloomington , MI

Sun Jul 02 1967, 4:38 AM EDT

Att. 19,614 - Unknown

TOP

livebaseballscorecards.com

Batter	1	2	3	4	5	6	7	8	9	AB	R	H	RBI	BB	SO	LOB
Fred Valentine, S (1, 8) OBP: 0.329, SLG: 0.333	K	5-3			F9			1B		4	0	1	0	0	1	0
Tim Cullen, R (1, 4) OBP: 0.310, SLG: 0.227	K		F7		F6			F8		4	0	0	0	0	1	1
Frank Howard, R (1, 7) OBP: 0.335, SLG: 0.514	HR		F7			K		1-3 1B		4	1	2	1	0	1	0
Cap Peterson, R (1, 9) OBP: 0.331, SLG: 0.384	BB 1B		F2			1-3		F9		4	0	1	0	0	0	2
Ken McMullen, R (1, 5) OBP: 0.279, SLG: 0.317	BB 1-2 1B			6-3		L3			G3 1B	4	0	2	0	0	0	0
Mike Epstein, L (1, 3) OBP: 0.323, SLG: 0.381 Dick Nen, L (6, 3) OBP: 0.291, SLG: 0.341	1-2 2-3 BB			K			F9		G3 1-2	1 2	0 0	0 0	0 0	1 0	1 0	0 1
Doug Camilli, R (1, 2) OBP: 0.226, SLG: 0.240	K			1B			F4		F8	4	0	1	0	0	1	4
Ed Brinkman, R (1, 6) OBP: 0.247, SLG: 0.243		K		F9			F3		F8	4	0	0	0	0	1	2
Joe Coleman, R (1, 1) OBP: 0.160, SLG: 0.091 Dick Lines, R (4, 1) OBP: 0.429, SLG: 0.200 Hank Allen, R (5, PH) OBP: 0.250, SLG: 0.287 Bob Humphreys, R (5, 1) OBP: 0.250, SLG: 0.143 Ed Stroud, L (8, PH) OBP: 0.321, SLG: 0.290 Casey Cox, R (8, 1)		K			F7			1-3		1 0 1 0 1 0	0 0 0 0 0 0	0 0 0 0 0 0	0 0 0 0 0 0	0 0 0 0 0 0	1 0 0 0 0 0	0 0 0 0 0 0

	AB	34
	R	1
	H	7
	RBI	1
	BB	1
	SO	7
	LOB	10

Inning Stats	1	2	3	4	5	6	7	8	9	1B: 6	SF: 0	WP: 0	PA: 35
R:	1	0	0	0	0	0	0	0	0	2B: 0	SAC: 0	PB: 0	
E:	0	0	0	0	0	0	0	0	0	3B: 0	DP: 0	SB: 0	
K:	3	2	0	1	0	1	0	0	0	HR: 1	HBP: 0	CS: 0	
S:	12	7	3	6	3	5	3	5	4				
H:	3	0	0	1	0	0	0	2	1				
LOB:	3	0	0	1	0	0	0	0	0				
BB:	1	0	0	0	0	0	0	0	0				
P:	16	7	3	6	3	5	3	5	4				

PITCHER		IP	WLS	BF	H	R	ER	SO	BB	IBB	HBP	BLK	WP	HR	S	P	ERA	WHIP
Jim Merritt, L ERA: 2.49	(1, 1)	9.0	W	35	7	1	1	7	1	0	0	0	0	1	48	52	1.00	0.889

PITCHER		IP	WLS	BF	H	R	ER	SO	BB	IBB	HBP	BLK	WP	HR	S	P	ERA	WHIP

Batter	1	2	3	4	5	6	7	8	9	AB	R	H	RBI	BB	SO	LOB
Cesar Tovar, R (1, 4) (8, 5) OBP: 0.334, SLG: 0.374	5-3	F7		SF8 2-H		F8		F9		4	0	0	1	0	0	2
Zoilo Versalles, R (1, 6) OBP: 0.275, SLG: 0.312	5-3	F5		BB 1B		F9				4	1	1	0	0	0	2
Harmon Killebrew, R (1, 3) OBP: 0.413, SLG: 0.574	BB		6-3	1B 1-2 BB			F9 1B 2B			2	1	1	0	2	0	0
Tony Oliva, L (1, 9) OBP: 0.288, SLG: 0.389	K		F9	1-3 2-H 1B			F9 2-3			4	0	1	1	0	1	2
Bob Allison, R (1, 7) OBP: 0.361, SLG: 0.439		1B 1B 1B	1B		F8		S 3-H 1B			4	1	3	1	0	0	0
Sandy Valdespino, L (7, PR) OBP: 0.282, SLG: 0.294										0	0	0	0	0	0	0
Rich Rollins, R (1, 5) OBP: 0.340, SLG: 0.344		1B 1B 1-2 1B	F8		6-3		F3 1-2			4	1	1	0	0	0	2
Frank Quilici, R (8, 4)										0	0	0	0	0	0	0
Russ Nixon, L (1, 2) OBP: 0.317, SLG: 0.338		1B 1-3 2-H 1B		2B 1B	BB		5-3			3	1	2	1	1	0	2
Ted Uhlaender, L (1, 8) OBP: 0.231, SLG: 0.333		F6		S SF8 1-H 2B	K			4-3		4	1	1	1	0	1	3
Jim Merritt, L (1, 1) OBP: 0.226, SLG: 0.267		1-2 3-H 1B		F4		F7		5-3		4	0	1	1	0	0	1
Inning Stats	R: 0 E: 0 K: 1 S: 5 H: 0 LOB: 1 BB: 1 P: 9	R: 2 E: 0 K: 0 S: 7 H: 4 LOB: 2 BB: 0 P: 7	R: 0 E: 0 K: 0 S: 4 H: 1 LOB: 1 BB: 0 P: 4	R: 3 E: 0 K: 0 S: 6 H: 4 LOB: 2 BB: 1 P: 10	R: 0 E: 0 K: 1 S: 5 H: 0 LOB: 1 BB: 1 P: 9	R: 0 E: 0 K: 0 S: 3 H: 0 LOB: 0 BB: 0 P: 3	R: 1 E: 0 K: 0 S: 5 H: 2 LOB: 2 BB: 0 P: 5	R: 0 E: 0 K: 0 S: 3 H: 0 LOB: 0 BB: 0 P: 3		1B: 9 2B: 2 3B: 0 HR: 0	SF: 1 SAC: 0 DP: 0 HBP: 0					

PITCHER		IP	WLS	BF	H	R	ER	SO	BB	IBB	HBP	BLK	WP	HR	S	P	ERA	WHIP
Joe Coleman, R ERA: 5.33	(1, 1)	3.2	L	21	8	5	5	1	2	0	0	0	0	0	21	29	12.27	2.727
Dick Lines, L ERA: 3.08	(4, 1)	0.1		1	1	0	0	0	0	0	0	0	0	0	1	1	0.00	3.000
Bob Humphreys, R ERA: 4.84	(5, 1)	3.0		12	2	1	1	1	1	0	0	0	0	0	13	17	3.00	1.000
Casey Cox, R ERA: 3.33	(8, 1)	1.0		3	0	0	0	0	0	0	0	0	0	0	3	3	0.00	0.000

PITCHER	IP	WLS	BF	H	R	ER	SO	BB	IBB	HBP	BLK	WP	HR	S	P	ERA	WHIP

BOTTOM

Washington Senators @ Minnesota Twins

Metropolitan Stadium, Bloomington , MI

Sun Jul 02 1967, 4:38 AM EDT

Att. 19,614 - Unknown

livebaseballscorecards.com

AB	33
R	6
H	11
RBI	6
BB	3
SO	2
LOB	14

WP: 0	PB: 0	SB: 2	CS: 0
PA: 37			

Batter	1	2	3	4	5	6	7	8	9	AB	R	H	RBI	BB	SO	LOB
Ed Stroud, L (1, 8) OBP: 0.313, SLG: 0.284	F7		F7		1B HR 1B 1-3		1-3		4-3	5	1	1	0	0	0	0
Ken McMullen, R (1, 5) OBP: 0.282, SLG: 0.319	1B 1B		F3		HR 1B 1-3 3-H		F8			4	1	2	1	0	0	0
Frank Howard, R (1, 7) OBP: 0.340, SLG: 0.528	G1-4-3 1B 1-2		BB B B B		HR 1-H 3-H		F4			3	1	2	3	1	0	0
Fred Valentine, S (7, 7) OBP: 0.329, SLG: 0.333										0	0	0	0	0	0	0
Cap Peterson, R (1, 9) OBP: 0.325, SLG: 0.378	G1-4-3 1-2f		F8		6-3			6-3		4	0	0	0	0	0	3
Mike Epstein, L (1, 3) OBP: 0.328, SLG: 0.385		WP 1B		K	FC6-4 1B			1-3		4	0	2	0	0	1	0
Paul Casanova, R (1, 2) OBP: 0.293, SLG: 0.384		K 1-2		K	FC6-4 1-2f			E5 1B		4	0	1	0	0	2	2
Bernie Allen, L (1, 4) OBP: 0.230, SLG: 0.222		F4		F2		G3		4-3		4	0	0	0	0	0	2
Ed Brinkman, R (1, 6) OBP: 0.251, SLG: 0.244		FC6-4 HBP			1B 1B 1B	1-3			1-4-3	3	1	1	0	0	0	0
Phil Ortega, R (1, 1) OBP: 0.125, SLG: 0.067		FC6-4 1-2f			K	F9			K	3	0	0	0	0	1	3
Dick Lines, R (8, 1) OBP: 0.375, SLG: 0.167										1	0	0	0	0	1	0
Darold Knowles, L (9, 1)										0	0	0	0	0	0	0
Inning Stats	R: 0 E: 0 K: 0 S: 4 H: 2 LOB: 1 BB: 0 P: 4	R: 0 E: 0 K: 1 S: 6 H: 1 LOB: 2 BB: 0 P: 7	R: 0 E: 0 K: 0 S: 3 H: 0 LOB: 1 BB: 1 P: 7	R: 0 E: 0 K: 2 S: 7 H: 0 LOB: 0 BB: 0 P: 7	R: 4 E: 0 K: 1 S: 10 H: 5 LOB: 1 BB: 0 P: 10	R: 0 E: 0 K: 0 S: 3 H: 0 LOB: 0 BB: 0 P: 3	R: 0 E: 0 K: 0 S: 3 H: 0 LOB: 0 BB: 0 P: 3	R: 0 E: 1 K: 0 S: 4 H: 1 LOB: 1 BB: 0 P: 4	R: 0 E: 0 K: 1 S: 5 H: 0 LOB: 0 BB: 0 P: 5	1B: 8 2B: 0 3B: 0 HR: 1	SF: 0 SAC: 0 DP: 1 HBP: 1						

PITCHER		IP	WLS	BF	H	R	ER	SO	BB	IBB	HBP	BLK	WP	HR	S	P	ERA	WHIP
Lew Krausse, R ERA: 4.75	(1, 1)	7.0	L	30	8	4	4	4	1	0	1	0	1	1	36	41	5.14	1.286
Jack Sanford, R ERA: 4.5	(8, 1)	2.0		7	1	0	0	1	0	0	0	0	0	0	9	9	0.00	0.500

PITCHER	IP	WLS	BF	H	R	ER	SO	BB	IBB	HBP	BLK	WP	HR	S	P	ERA	WHIP

TOP

Washington Senators @ Kansas City Athletics

Municipal Stadium, Kansas City, MO

Tue Jul 04 1967, 4:33 AM EDT

Unknown

livebaseballscorecards.com

AB	35
R	4
H	9
RBI	4
BB	1
SO	5
LOB	10

WP: 1	PA: 37		
PB: 0			
SB: 0			
CS: 0			

Batter	1	2	3	4	5	6	7	8	9	AB	R	H	RBI	BB	SO	LOB
Bert Campaneris, R (1, 6) OBP: 0.308, SLG: 0.332	G3 BB 2B 1B		F7 ①		S 1B		5-3 ③		4-3 ③	5	1	2	0	0	0	1
Mike Hershberger, R (1, 9) OBP: 0.367, SLG: 0.369	B B B B 1-2 G3 2B BB		F5 ②		6-3 ③ 1-2			F8 BB 5-3 1B		3	2	1	0	1	0	1
John Donaldson, L (1, 4) OBP: 0.347, SLG: 0.409	G3 ① 1-2 2-3		6-3 ③			BB 1B		B B B B 1-2 5-3 BB		3	0	1	0	1	0	2
Danny Cater, R (1, 5) OBP: 0.295, SLG: 0.339	2-H 3-H 2B			5-3 ①		F9 ①		F8 ① 2-3		4	0	1	2	0	0	3
Ray Webster, L (1, 3) OBP: 0.337, SLG: 0.417 Ken Harrelson, R (8, PH) OBP: 0.256, SLG: 0.292 (9, 3)	F6 ②			2B		F2 ②		5-3 ② 1-2 3-H		3 1	0 0	1 0	0 1	0 0	0 0	2 1
Rick Monday, L (1, 8) OBP: 0.320, SLG: 0.431	F5 ③			S S S K ②		B B B B 1-2 BB		4-3 ③		3	0	0	0	1	1	3
Jim Gosger, L (1, 7) OBP: 0.328, SLG: 0.345 Joe Nossek, R (9, PH) OBP: 0.198, SLG: 0.259		1-3 ①		F4 ③		F8 ③			6-3 ①	3 1	0 0	0 0	0 0	0 0	0 0	3 0
Phil Roof, R (1, 2) OBP: 0.280, SLG: 0.324		6-3 ②			5-3 ①		F7 ①		6-3 ②	4	0	0	0	0	0	0
Lew Krausse, R (1, 1) OBP: 0.115, SLG: 0.080 Ossie Chavarria, R (7, PH) OBP: 0.267, SLG: 0.135 Jack Sanford, R (8, 1) OBP: 0.235, SLG: 0.313 Dick Green, R (9, PH) OBP: 0.289, SLG: 0.307 Allan Lewis, S (9, PR)		S S S K ③			F2 ②		5-3 ②		1B	2 1 0 1 0	0 0 0 0 0	0 0 0 1 0	0 0 0 0 0	1 0 0 0 0	0 0 0 0 0	0 0 0 0 0
Inning Stats	R: 2 H: 2 E: 0 LOB: 1 K: 0 BB: 1 S: 5 P: 9	R: 0 H: 0 E: 0 LOB: 0 K: 1 BB: 0 S: 5 P: 5	R: 0 H: 0 E: 0 LOB: 0 K: 0 BB: 0 S: 3 P: 3	R: 0 H: 1 E: 0 LOB: 1 K: 1 BB: 0 S: 6 P: 6	R: 0 H: 1 E: 0 LOB: 1 K: 0 BB: 0 S: 4 P: 4	R: 0 H: 1 E: 0 LOB: 2 K: 0 BB: 1 S: 4 P: 8	R: 0 H: 0 E: 0 LOB: 0 K: 0 BB: 0 S: 3 P: 3	R: 1 H: 1 E: 0 LOB: 1 K: 0 BB: 1 S: 4 P: 8	R: 0 H: 1 E: 0 LOB: 1 K: 0 BB: 0 S: 4 P: 4	1B: 5 2B: 2 3B: 0 HR: 0	SF: 0 SAC: 0 DP: 0 HBP: 0					

PITCHER		IP	WLS	BF	H	R	ER	SO	BB	IBB	HBP	BLK	WP	HR	S	P	ERA	WHIP
Phil Ortega, R ERA: 3.61	(1, 1)	7.0	W	30	6	3	3	2	3	0	0	0	0	0	31	43	3.86	1.286
Dick Lines, L ERA: 2.98	(8, 1)	1.2		6	1	0	0	0	0	0	0	0	0	0	6	6	0.00	0.600
Darold Knowles, L ERA: 2.25	(9, 1)	0.1	S	1	0	0	0	0	0	0	0	0	0	0	1	1	0.00	0.000

PITCHER	IP	WLS	BF	H	R	ER	SO	BB	IBB	HBP	BLK	WP	HR	S	P	ERA	WHIP

BOTTOM

Washington Senators @ Kansas City Athletics
Municipal Stadium, Kansas City, MO
Tue Jul 04 1967, 4:33 AM EDT
Unknown

livebaseballscorecards.com

AB	34
R	3
H	7
RBI	3
BB	3
SO	2
LOB	16

WP: 0 PA: 37
PB: 0
SB: 1
CS: 0

Batter	1	2	3	4	5	6	7	8	9	AB	R	H	RBI	BB	SO	LOB
Ed Stroud, L (1, 8) OBP: 0.310, SLG: 0.273	6-3		F8		FC4-6			FC5-4 BB		3	0	0	0	1	0	2
Ken McMullen, R (1, 5) OBP: 0.278, SLG: 0.315	K		1-3		5-3			FC5-4 G6-4-3		4	0	0	0	0	1	3
Frank Howard, R (1, 7) (8, 9) OBP: 0.339, SLG: 0.522	F7		F7			FC6-4 BB		G6-4-3		3	0	0	0	1	0	2
Cap Peterson, R (1, 9) (8, 7) OBP: 0.324, SLG: 0.376		F9		F7		FC6-4			G3 1B	4	0	1	0	0	0	1
Mike Epstein, L (1, 3) OBP: 0.319, SLG: 0.372		K		F2		K			F8	4	0	0	0	0	2	2
Paul Casanova, R (1, 2) OBP: 0.296, SLG: 0.386		1B 1B		1B		F3			G3	4	0	2	0	0	0	2
Bernie Allen, L (1, 4) OBP: 0.231, SLG: 0.223		FC6-4 1B		6-3			F4		F5	4	0	1	0	0	0	2
Ed Brinkman, R (1, 6) OBP: 0.252, SLG: 0.245		FC6-4			FC4-6 1B		6-3			3	0	1	0	0	0	2
Bob Priddy, R (1, 1) OBP: 0.444, SLG: 0.286			1-3 1B		K		F9			1	0	1	0	0	0	0
Dick Nen, L (5, PH) OBP: 0.288, SLG: 0.337										1	0	0	0	0	1	1
Casey Cox, R (5, 1)										0	0	0	0	0	0	0
Hank Allen, R (7, PH) OBP: 0.248, SLG: 0.284										1	0	0	0	0	0	0
Bob Humphreys, R (7, 1) OBP: 0.250, SLG: 0.143										0	0	0	0	0	0	0
Inning Stats	R: 0 E: 0 K: 1 S: 5 H: 0 LOB: 0 BB: 0 P: 5	R: 0 E: 0 K: 1 S: 7 H: 2 LOB: 2 BB: 0 P: 7	R: 0 E: 0 K: 0 S: 4 H: 1 LOB: 1 BB: 0 P: 4	R: 0 E: 0 K: 0 S: 4 H: 1 LOB: 1 BB: 0 P: 4	R: 0 E: 0 K: 1 S: 6 H: 1 LOB: 1 BB: 0 P: 6	R: 0 E: 0 K: 1 S: 5 H: 0 LOB: 1 BB: 1 P: 9	R: 0 E: 0 K: 0 S: 3 H: 0 LOB: 0 BB: 0 P: 3	R: 0 E: 0 K: 0 S: 2 H: 0 LOB: 0 BB: 1 P: 6	R: 0 E: 0 K: 0 S: 4 H: 1 LOB: 1 BB: 0 P: 4	1B: 6 2B: 0 3B: 0 HR: 0	SF: 0 SAC: 0 DP: 1 HBP: 0					

PITCHER	IP	WLS	BF	H	R	ER	SO	BB	IBB	HBP	BLK	WP	HR	S	P	ERA	WHIP
Jim Nash, R (1, 1) ERA: 3.31	9.0	W	34	6	0	0	4	2	0	0	0	0	0	40	48	0.00	0.889

PITCHER	IP	WLS	BF	H	R	ER	SO	BB	IBB	HBP	BLK	WP	HR	S	P	ERA	WHIP

TOP

Washington Senators @ Kansas City Athletics

Municipal Stadium, Kansas City, MO

Tue Jul 04 1967, 4:38 AM EDT

Att. 12,864 - Unknown

livebaseballscorecards.com

AB	32
R	0
H	6
RBI	0
BB	2
SO	4
LOB	17

WP: 0 PB: 0 SB: 0 CS: 0 PA: 34

Batter	1	2	3	4	5	6	7	8	9	AB	R	H	RBI	BB	SO	LOB
Bert Campaneris, R (1, 6) OBP: 0.307, SLG: 0.334	6-3 1B		G3		6-3		F2			4	1	1	0	0	0	0
Mike Hershberger, R (1, 9) OBP: 0.365, SLG: 0.367	6-3 2-3		SSS K		WP S 1B		5-3			4	0	1	0	0	1	1
John Donaldson, L (1, 4) OBP: 0.343, SLG: 0.402	1B 3-H		3-1		G3 1-3			F7		4	0	1	1	0	0	1
Danny Cater, R (1, 5) (9, 3) OBP: 0.294, SLG: 0.338	6-3-4-6 1-3			4-3		F8		6-3		4	0	1	0	0	0	0
Ray Webster, L (1, 3) OBP: 0.340, SLG: 0.412 Allan Lewis, S (8, PR) Dick Green, R (9, 5) OBP: 0.289, SLG: 0.307	6-3-4-6 1-2f			3B BB		6-3		BB		2 0 0	1 0 0	0 0 0	0 0 0	2 0 0	0 0 0	2 0 0
Rick Monday, L (1, 8) OBP: 0.326, SLG: 0.442		1B CS 1B		1B 3B 1-H		BB		F8		3	2	2	1	1	0	1
Jim Gosger, L (1, 7) OBP: 0.338, SLG: 0.357		CS 1B 1-3		CS 1B 3-H		1B 1-3				3	0	3	1	0	0	0
Phil Roof, R (1, 2) OBP: 0.275, SLG: 0.318		SSS K		SSS K 1-2		1-3				3	0	0	0	0	2	5
Jim Nash, R (1, 1) OBP: 0.146, SLG: 0.105		SSS K 1-2 3-H			SSS K		4-3			3	0	0	0	0	2	1
Inning Stats	R: 1 E: 0 K: 0 S: 5 H: 3 LOB: 1 BB: 0 P: 5	R: 1 E: 0 K: 2 S: 8 H: 2 LOB: 2 BB: 0 P: 8	R: 0 E: 0 K: 1 S: 5 H: 0 LOB: 0 BB: 0 P: 5	R: 2 E: 0 K: 1 S: 6 H: 2 LOB: 0 BB: 1 P: 10	R: 0 E: 0 K: 1 S: 6 H: 1 LOB: 1 BB: 0 P: 6	R: 0 E: 0 K: 0 S: 4 H: 1 LOB: 2 BB: 1 P: 8	R: 0 E: 0 K: 0 S: 3 H: 0 LOB: 0 BB: 0 P: 3	R: 0 E: 0 K: 0 S: 3 H: 0 LOB: 1 BB: 1 P: 7			1B: 7 2B: 3 3B: 1 HR: 0 SF: 0 SAC: 0 DP: 2 HBP: 0				WP: 1 PB: 0 SB: 1 CS: 3 PA: 33		

PITCHER		IP	WLS	BF	H	R	ER	SO	BB	IBB	HBP	BLK	WP	HR	S	P	ERA	WHIP
Bob Priddy, R ERA: 4.72	(1, 1)	4.0	L	17	7	4	4	4	1	0	0	0	0	0	24	28	9.00	2.000
Casey Cox, R ERA: 3.08	(5, 1)	2.0		9	2	0	0	1	1	0	0	0	1	0	10	14	0.00	1.500
Bob Humphreys, R ERA: 4.68	(7, 1)	2.0		7	0	0	0	0	1	0	0	0	0	0	6	10	0.00	0.500

PITCHER	IP	WLS	BF	H	R	ER	SO	BB	IBB	HBP	BLK	WP	HR	S	P	ERA	WHIP

BOTTOM

Washington Senators @ Kansas City Athletics

Municipal Stadium, Kansas City, MO

Tue Jul 04 1967, 4:38 AM EDT

Att. 12,864 - Unknown

livebaseballscorecards.com

AB	30
R	4
H	9
RBI	3
BB	3
SO	5
LOB	11

Batter	1	2	3	4	5	6	7	8	9	AB	R	H	RBI	BB	SO	LOB
Ed Stroud, L (1, 8) OBP: 0.315, SLG: 0.263	BBBB 4-0 CS BB		x 0-0 ② 3-1		BBBB 4-0 1B 2B BB	SSS 0-3 ③ K			x 0-0 ① 1-3	3	1	0	0	2	1	0
Ken McMullen, R (1, 5) OBP: 0.283, SLG: 0.317	BBBB 4-0 ① 1-2 BB		x 0-0 HR 1B		x 0-0 BB 1-3 2B 1B	x 0-0 ① 5-3			SSS 0-3 ② K	4	2	2	0	1	1	0
Frank Howard, R (1, 7) OBP: 0.341, SLG: 0.532 Fred Valentine, S (8, 7) OBP: 0.332, SLG: 0.337	SSS 0-3 ② K		x 0-0 1-H HR		BBBB 4-0 2B 1-2 BB	x 0-0 ② F9			x 0-0 CS 1B	3 1	1 0	1 1	2 0	1 0	1 0	1 0
Cap Peterson, R (1, 9) OBP: 0.327, SLG: 0.379	x 0-0 ③ 1-3		SSS 0-3 ③ K		x 0-0 1-3 2-H 3-H 2B	BBBB 4-0 BB			0-0 ③ CS 1-2	3	0	1	2	1	1	1
Mike Epstein, L (1, 3) OBP: 0.324, SLG: 0.387		x 0-0 3B		x 0-0 ① 4-3	4-0 IBB	SSS 0-3 ③ K				3	0	1	0	1	1	1
Paul Casanova, R (1, 2) OBP: 0.292, SLG: 0.380		SSS 0-3 ① K		x 0-0 ② 6-3	SSS 0-3 ② K			x 0-0 E6 E S SH1-3		4	1	0	0	0	2	4
Bernie Allen, L (1, 4) OBP: 0.233, SLG: 0.220		SSS 0-3 ② K		BBBB 4-0 BB	SSS 0-3 ③ K			x 0-0 ① SH1-3 1-H		2	0	0	1	1	2	4
Tim Cullen, R (1, 6) OBP: 0.302, SLG: 0.220		SSS 0-3 ③ K		x 0-0 ③ F8		x 0-0 ① 6-3		x 0-0 ② 4-3		4	0	0	0	0	1	2
Barry Moore, L (1, 1) OBP: 0.167, SLG: 0.222 Dave Baldwin, R (7, 1) Darold Knowles, L (8, 1)			SSS 0-3 ① K		SSS 0-3 ① K	SSS 0-3 ② K		SSS 0-3 ③ K		3 1 0	0 0 0	0 0 0	0 0 0	0 0 0	3 1 0	0 0 0
Inning Stats	R: 0 E: 0 K: 1 S: 4 H: 0 LOB: 1 BB: 2 P: 12	R: 0 E: 0 K: 3 S: 10 H: 1 LOB: 1 BB: 0 P: 10	R: 2 E: 0 K: 2 S: 9 H: 2 LOB: 0 BB: 0 P: 9	R: 0 E: 0 K: 0 S: 3 H: 0 LOB: 1 BB: 1 P: 7	R: 2 E: 0 K: 3 S: 11 H: 2 LOB: 3 BB: 3 P: 23	R: 0 E: 0 K: 2 S: 7 H: 0 LOB: 0 BB: 0 P: 7	R: 0 E: 0 K: 1 S: 5 H: 0 LOB: 1 BB: 1 P: 9	R: 1 E: 1 K: 1 S: 6 H: 0 LOB: 0 BB: 0 P: 6	R: 0 E: 0 K: 1 S: 5 H: 1 LOB: 0 BB: 0 P: 5	1B: 3 2B: 1 3B: 1 HR: 1 SF: 0 SAC: 1 DP: 0 HBP: 0						

PITCHER	IP	WLS	BF	H	R	ER	SO	BB	IBB	HBP	BLK	WP	HR	S	P	ERA	WHIP
Chuck Dobson, R (1, 1) ERA: 3.91	5.0	L	25	5	4	4	9	5	1	0	0	0	1	37	61	7.20	2.000
Tony Pierce, L (6, 1) ERA: 3.92	2.0		7	0	0	0	3	1	0	0	0	0	0	12	16	0.00	0.500
Jack Aker, R (8, 1) ERA: 2.81	2.0		7	1	1	0	2	0	0	0	0	0	0	11	11	0.00	0.500

PITCHER	IP	WLS	BF	H	R	ER	SO	BB	IBB	HBP	BLK	WP	HR	S	P	ERA	WHIP

TOP

Washington Senators @ Kansas City Athletics

Municipal Stadium, Kansas City, MO

Wed Jul 05 1967, 8:05 PM EDT

Att. 5,674 - Unknown

livebaseballscorecards.com

AB	31
R	5
H	6
RBI	5
BB	7
SO	14
LOB	13

WP: 0 PA: 40
PB: 0
SB: 1
CS: 2

BOTTOM

Batter	1	2	3	4	5	6	7	8	9	AB	R	H	RBI	BB	SO	LOB
Bert Campaneris, R (1, 6) OBP: 0.311, SLG: 0.339	CS 1B		6-3			E 1B 1B	K		1B	5	1	3	0	0	1	2
John Donaldson, L (1, 4) OBP: 0.346, SLG: 0.396	K 1-2			5-3 1B		K	1-2 2-3 BB		K	4	0	1	0	1	3	3
Mike Hershberger, R (1, 9) OBP: 0.359, SLG: 0.360	6-3			5-3 1-2		F9	K			4	0	0	0	0	1	5
Danny Cater, R (1, 7) OBP: 0.291, SLG: 0.333		1-3		5-3		E6 1-3 1B		F7		4	1	0	0	0	0	2
Ken Harrelson, R (1, 3) OBP: 0.258, SLG: 0.294 Ray Webster, L (8, PH) OBP: 0.343, SLG: 0.426 (9, 3)		F8		5-3		2-H 1B 3-H		1B 3B		3 1	0 1	1 1	2 0	0 0	0 0	1 0
Dick Green, R (1, 5) OBP: 0.294, SLG: 0.311	1B				F9	K		G4-3-6 1B 3-H		4	0	2	1	0	1	1
Rick Monday, L (1, 8) OBP: 0.325, SLG: 0.439	4-3				FC4-6 1B		F9	G4-3-6 1-2f		4	0	1	0	0	0	2
Ken Suarez, R (1, 2) OBP: 0.425, SLG: 0.581			5-3		F2		BB 2B		K	4	0	1	0	0	1	1
Chuck Dobson, R (1, 1) OBP: 0.133, SLG: 0.133 Joe Nossek, R (5, PH) OBP: 0.186, SLG: 0.256 Tony Pierce, R (6, 1) Ted Kubiak, S (7, PH) OBP: 0.229, SLG: 0.194 Jack Aker, R (8, 1) OBP: 0.143, SLG: 0.143 Ossie Chavarria, R (9, PH) OBP: 0.261, SLG: 0.132			4-3		FC4-6 1-2f		BB BB		3-1	1 1 0 0 0 1	0 0 0 0 0 0	0 0 0 0 0 0	0 0 0 1 0 0	0 0 0 0 0 0	0 1 0 0 0 0	0 0 0 0 0 0
Inning Stats	R: 0 E: 0 K: 1 S: 5 H: 1 LOB: 0 BB: 0 P: 5	R: 0 E: 0 K: 0 S: 4 H: 1 LOB: 1 BB: 0 P: 4	R: 0 E: 0 K: 0 S: 3 H: 0 LOB: 0 BB: 0 P: 3	R: 0 E: 0 K: 0 S: 4 H: 1 LOB: 1 BB: 0 P: 4	R: 0 E: 0 K: 0 S: 4 H: 1 LOB: 1 BB: 0 P: 4	R: 2 E: 1 K: 2 S: 10 H: 2 LOB: 1 BB: 0 P: 10	R: 0 E: 0 K: 2 S: 8 H: 1 LOB: 3 BB: 2 P: 16	R: 1 E: 0 K: 0 S: 4 H: 2 LOB: 0 BB: 0 P: 4	R: 0 E: 0 K: 2 S: 8 H: 1 LOB: 1 BB: 0 P: 8	1B: 8 2B: 1 3B: 1 HR: 0	SF: 0 SAC: 0 DP: 1 HBP: 0						

PITCHER		IP	WLS	BF	H	R	ER	SO	BB	IBB	HBP	BLK	WP	HR	S	P	ERA	WHIP
Barry Moore, L ERA: 4.09	(1, 1)	6.1	W	27	7	2	0	3	1	0	0	0	0	0	32	36	0.00	1.263
Dave Baldwin, R ERA: 1.35	(7, 1)	1.0		6	2	1	1	2	1	0	0	0	0	0	9	13	9.00	3.000
Darold Knowles, L ERA: 2.17	(8, 1)	1.2	S	5	1	0	0	2	0	0	0	0	0	0	9	9	0.00	0.600

PITCHER	IP	WLS	BF	H	R	ER	SO	BB	IBB	HBP	BLK	WP	HR	S	P	ERA	WHIP

Washington Senators @ Kansas City Athletics
Municipal Stadium, Kansas City, MO
Wed Jul 05 1967, 8:05 PM EDT
Att. 5,674 - Unknown

livebaseballscorecards.com

AB	36
R	3
H	10
RBI	3
BB	2
SO	7
LOB	18

1B: 8 2B: 1 3B: 1 HR: 0 SF: 0 SAC: 0 DP: 1 HBP: 0

WP: 0 PB: 0 SB: 0 CS: 1 PA: 38

Washington Senators @ Cleveland Indians

Cleveland Municipal Stadium, Cleveland, OH

Fri Jul 07 1967, 7:05 PM EDT

Att. 7,796 - Unknown

TOP

livebaseballscorecards.com

Batter	1	2	3	4	5	6	7	8	9	AB	R	H	RBI	BB	SO	LOB
Tim Cullen, R (1, 6) OBP: 0.307, SLG: 0.222	CS 1B		F3			BB		F4		3	0	1	0	1	0	1
Ken McMullen, R (1, 5) OBP: 0.279, SLG: 0.313	K 1-2			6-3		F3		FC6-4 1-2f		4	0	0	0	0	1	3
Frank Howard, R (1, 7) OBP: 0.340, SLG: 0.531	K			K			2B 2B		E4 HR	4	2	1	0	0	2	0
Fred Valentine, S (1, 9) OBP: 0.327, SLG: 0.330		K		6-3			K		F3	4	0	0	0	0	2	2
Hank Allen, R (1, 8) OBP: 0.248, SLG: 0.276		BB			F4		6-3		F7	3	0	0	0	1	0	2
Paul Casanova, R (1, 2) OBP: 0.295, SLG: 0.398		K			F8		2-H 2B		2-H HR	4	1	2	3	0	1	1
Mike Epstein, L (1, 3) OBP: 0.317, SLG: 0.378		K			F6		K		6-3	3	0	0	0	0	2	2
Darold Knowles, L (7, 1)										0	0	0	0	0	0	0
Dave Baldwin, R (8, 1)										0	0	0	0	0	0	0
Doug Camilli, R (9, PH) OBP: 0.222, SLG: 0.235										1	0	0	0	0	0	0
Bernie Allen, L (1, 4) OBP: 0.235, SLG: 0.216			4-3			F6		FC6-4 BB		2	0	0	0	1	0	0
Camilo Pascual, R (1, 1) OBP: 0.172, SLG: 0.111			5-3			K		K		2	0	0	0	0	1	0
Dick Nen, L (7, 3) OBP: 0.286, SLG: 0.333										1	0	0	0	0	1	1

	AB	31
	R	3
	H	4
	RBI	3
	BB	3
	SO	10
	LOB	12

Inning Stats	1	2	3	4	5	6	7	8	9	1B: 1	SF: 0	WP: 0	PA: 34
R	0	0	0	0	0	0	1	0	2	2B: 3	SAC: 0	PB: 0	
E	0	0	0	0	0	0	0	0	1	3B: 0	DP: 1	SB: 0	
K	2	3	0	1	0	1	2	1	0	HR: 1	HBP: 0	CS: 1	
S	7	9	3	5	3	5	9	5	5				
H	1	0	0	0	0	0	2	0	1				
LOB	0	1	0	0	0	1	1	1	0				
BB	0	1	0	0	0	1	0	1	0				
P	7	13	3	5	3	9	9	9	5				

PITCHER	IP	WLS	BF	H	R	ER	SO	BB	IBB	HBP	BLK	WP	HR	S	P	ERA	WHIP
Sam McDowell, L (1, 1) ERA: 3.83	9.0	W	34	4	3	1	10	3	0	0	0	0	1	51	63	1.00	0.778

PITCHER	IP	WLS	BF	H	R	ER	SO	BB	IBB	HBP	BLK	WP	HR	S	P	ERA	WHIP

Batter	1	2	3	4	5	6	7	8	9	AB	R	H	RBI	BB	SO	LOB
Lee Maye, L (1, 8) OBP: 0.319, SLG: 0.473	F4		BBBB 4-0 FC5-4 BB			0-0 HR	SSS 0-3 K	0-0 F4		2	1	1	1	1	0	0
Chuck Hinton, R (7, PH) OBP: 0.318, SLG: 0.335 (8, 8) (9, 7)										2	0	0	0	0	1	3
Max Alvis, R (1, 5) OBP: 0.314, SLG: 0.393	F4		0-0 FC5-4 1-2f			SSS 0-3 K	0-0 4-3			4	0	0	0	0	1	2
Leon Wagner, L (1, 7) OBP: 0.315, SLG: 0.463	1B			0-0 2B		0-0 G3		H 1-0 BB HBP		3	0	2	0	0	0	0
Vic Davalillo, L (8, PR) (9, 8) OBP: 0.276, SLG: 0.323										0	0	0	0	0	0	0
Rocky Colavito, R (1, 9) OBP: 0.335, SLG: 0.397	SSS 0-3 K			0-0 F8		0-0 1B		BBBB 4-0 1-2 3B BB		3	1	1	0	1	1	2
Fred Whitfield, L (1, 3) OBP: 0.280, SLG: 0.375		0-0 4-3		SSS 0-3 K		SSS 0-3 K		1-H 0-0 2B 3B		3	0	0	0	0	2	2
Tony Horton, R (8, PH) (9, 3) OBP: 0.277, SLG: 0.394										1	1	1	1	0	0	0
Chico Salmon, R (1, 6) OBP: 0.279, SLG: 0.345		0-0 4-3		0-0 5-3			0-0 F6	3-H 0-0 1B 2B		4	1	1	1	0	0	1
Duke Sims, L (1, 2) OBP: 0.327, SLG: 0.319		SSS 0-3 K			SSS 0-3 K		0-0 1B 2B	2-H 0-0 BB 1B		4	1	2	1	0	2	0
Pedro Gonzalez, R (1, 4) OBP: 0.265, SLG: 0.268			0-0 F8		0-0 1-6-3		2-H 0-0 1B 1B	0-0 F5		4	1	1	1	0	0	1
Sam McDowell, L (1, 1) OBP: 0.225, SLG: 0.316			0-0 F9		0-0 F4		2-H 0-0 1B	BBBB 4-0 1-2 BB		3	0	1	1	1	0	0
Inning Stats	R: 0 H: 1 E: 0 LOB: 1 K: 1 BB: 0 S: 6 P: 6	R: 0 H: 0 E: 0 LOB: 0 K: 1 BB: 0 S: 5 P: 5	R: 0 H: 0 E: 0 LOB: 1 K: 0 BB: 1 S: 3 P: 7	R: 0 H: 1 E: 0 LOB: 1 K: 1 BB: 0 S: 6 P: 6	R: 0 H: 0 E: 0 LOB: 0 K: 1 BB: 0 S: 5 P: 5	R: 1 H: 2 E: 0 LOB: 1 K: 2 BB: 0 S: 9 P: 9	R: 2 H: 3 E: 0 LOB: 1 K: 1 BB: 0 S: 8 P: 8	R: 3 H: 3 E: 0 LOB: 2 K: 0 BB: 2 S: 5 P: 14		1B: 5 SF: 0 2B: 3 SAC: 0 3B: 1 DP: 0 HR: 1 HBP: 1						

PITCHER		IP	WLS	BF	H	R	ER	SO	BB	IBB	HBP	BLK	WP	HR	S	P	ERA	WHIP
Camilo Pascual, R ERA: 3.16	(1, 1)	6.1	L	27	7	3	3	6	1	0	0	0	0	1	38	42	4.26	1.263
Darold Knowles, L ERA: 2.49	(7, 1)	1.0		5	1	3	3	1	1	0	1	0	0	0	5	10	27.00	2.000
Dave Baldwin, R ERA: 1.59	(8, 1)	0.2		5	2	0	0	0	1	0	0	0	0	0	4	8	0.00	4.500

PITCHER	IP	WLS	BF	H	R	ER	SO	BB	IBB	HBP	BLK	WP	HR	S	P	ERA	WHIP

BOTTOM

Washington Senators @ Cleveland Indians

Cleveland Municipal Stadium, Cleveland, OH

Fri Jul 07 1967, 7:05 PM EDT

Att. 7,796 - Unknown

livebaseballscorecards.com

AB	33
R	6
H	10
RBI	6
BB	3
SO	7
LOB	11

Batter	1	2	3	4	5	6	7	8	9	10	AB	R	H	RBI	BB	SO	LOB
Ed Stroud, L (1, 8) OBP: 0.299, SLG: 0.247	F8	F5		4-3			1-3		G3		5	0	0	0	0	0	3
Ken McMullen, R (1, 5) OBP: 0.278, SLG: 0.311	G6-4-3, 1B		5-3		4-3		F6			F8	5	0	1	0	0	0	0
Frank Howard, R (1, 7) (9, 9) OBP: 0.341, SLG: 0.540	G6-4-3 1-2f		6-3, WP, 1B		F8			HR		6-3	5	1	2	1	0	0	1
Fred Valentine, S (1, 9) (9, 7) OBP: 0.328, SLG: 0.332		E, 1B 1B	6-3 1-3		3-1			F9		E, WP, 1B	5	1	2	0	0	0	1
Mike Epstein, L (1, 3) OBP: 0.320, SLG: 0.374		F8	BBBB, FC6, BB			F5		1B, CS, 1B		E4 1-3	4	0	1	0	1	0	2
Paul Casanova, R (1, 2) OBP: 0.297, SLG: 0.398		E 1-2 1B	FC6 1-2f			SSS, K		1-3, 1B		6-3	5	1	2	0	0	1	4
Bernie Allen, L (1, 4) OBP: 0.243, SLG: 0.225		SSS, K						SSS, K 3-H			4	0	2	0	0	2	4
Tim Cullen, R (1, 6) OBP: 0.306, SLG: 0.223		E6, 1B 1-2 2-3		SSS, K		F8			CS, 1B		4	0	1	0	0	1	4
Joe Coleman, R (1, 1) OBP: 0.192, SLG: 0.130							4-3				1	0	1	2	0	0	0
Bob Priddy, R (2, 1) OBP: 0.400, SLG: 0.250											1	0	0	0	0	1	1
Dick Nen, L (7, PH) OBP: 0.283, SLG: 0.330											1	0	0	0	0	0	0
Bob Humphreys, R (7, 1) OBP: 0.250, SLG: 0.143											0	0	0	0	0	0	0
Hank Allen, R (9, PH) OBP: 0.246, SLG: 0.274											1	0	0	0	0	1	1
Dave Baldwin, R (9, 1)											0	0	0	0	0	0	0
Casey Cox, R (9, 1)		1-2 2-H 3-H, 1B		SSS, K					SSS, K 1-2		0	0	0	0	0	0	0
Inning Stats	R: 0 E: 0 K: 0 S: 3 / H: 1 LOB: 0 BB: 0 P: 3	R: 2 E: 1 K: 1 S: 9 / H: 3 LOB: 2 BB: 0 P: 9	R: 0 E: 0 K: 0 S: 4 / H: 1 LOB: 2 BB: 1 P: 8	R: 0 E: 0 K: 2 S: 8 / H: 1 LOB: 1 BB: 0 P: 8	R: 0 E: 0 K: 0 S: 3 / H: 0 LOB: 0 BB: 0 P: 3	R: 0 E: 0 K: 1 S: 6 / H: 1 LOB: 1 BB: 0 P: 6	R: 0 E: 0 K: 0 S: 3 / H: 0 LOB: 0 BB: 0 P: 3	R: 1 E: 0 K: 1 S: 7 / H: 3 LOB: 1 BB: 0 P: 7	R: 0 E: 0 K: 1 S: 5 / H: 1 LOB: 0 BB: 0 P: 5	R: 0 E: 1 K: 0 S: 5 / H: 1 LOB: 2 BB: 0 P: 5	1B: 11 2B: 0 3B: 0 HR: 1	SF: 0 SAC: 0 DP: 1 HBP: 0					

TOP

Washington Senators @ Cleveland Indians

Cleveland Municipal Stadium, Cleveland, OH

Sat Jul 08 1967, 3:33 AM EDT

Att. 8,127 - Unknown

livebaseballscorecards.com

AB	41
R	3
H	12
RBI	3
BB	1
SO	6
LOB	21

PITCHER		IP	WLS	BF	H	R	ER	SO	BB	IBB	HBP	BLK	WP	HR	S	P	ERA	WHIP
Luis Tiant, R ERA: 2.64	(1, 1)	7.1		33	10	3	1	4	1	0	0	0	1	1	40	44	1.23	1.500
Bob Allen, L ERA: 3.21	(8, 1)	1.2		4	1	0	0	2	0	0	0	0	0	0	8	8	0.00	0.600
George Culver, R ERA: 3.44	(10, 1)	1.0	W	5	1	0	0	0	0	0	0	0	1	0	5	5	0.00	1.000

PITCHER		IP	WLS	BF	H	R	ER	SO	BB	IBB	HBP	BLK	WP	HR	S	P	ERA	WHIP

WP: 2 PB: 0 SB: 0 CS: 2 PA: 42

Batter	1	2	3	4	5	6	7	8	9	10	AB	R	H	RBI	BB	SO	LOB
Lee Maye, L (1, 8) (8, 7) OBP: 0.331, SLG: 0.473	K	BB WP 2-H 1B		F8			1B FC3-2-5 1B		IBB	1-2 2-3 3-H BB	4	0	2	2	2	1	1
Max Alvis, R (1, 5) OBP: 0.315, SLG: 0.392	6-3	BB 1-2 BB		G4-6-3 1-2f			FC3-2-5 1-3 1B		F7		4	0	1	0	1	0	3
Leon Wagner, L (1, 7) OBP: 0.318, SLG: 0.458	1B BB	1-2 2-3 BB			F4		FC3-2-5 1-2 3-H		1-2 2-3 1B		2	0	0	0	2	0	2
Vic Davalillo, L (8, 8) OBP: 0.281, SLG: 0.328											1	0	1	0	0	0	0
Rocky Colavito, R (1, 9) OBP: 0.331, SLG: 0.390	1-3 1B	K			5-3		5-3		F4		5	0	1	0	0	1	8
Tony Horton, R (1, 3) OBP: 0.274, SLG: 0.413	K		HR		F4			K		F8	5	1	1	1	0	2	2
Chico Salmon, R (1, 4) OBP: 0.283, SLG: 0.342		4-3	G3-6-3 1B			F4		2-3		1B BB BB	4	1	1	0	1	0	0
Joe Azcue, R (1, 2) OBP: 0.355, SLG: 0.449		2B 3B	G3-6-3 1-2f			CS 1B		F9		BB 6-3 1-3 1B	5	1	3	0	0	0	1
Larry Brown, R (1, 6) OBP: 0.327, SLG: 0.364		6-3	5-3			F3 1-2			1B SH5-4 BB	6-3 1-2	4	0	0	0	1	0	4
Luis Tiant, R (1, 1) OBP: 0.297, SLG: 0.472		1B 3-H 2B		G4-6-3 1B			6-3		SH5-4 1-2	BB IBB	3	1	2	1	0	0	0
Bob Allen, L (8, 1)											0	0	0	0	0	0	0
Chuck Hinton, R (9, PH) OBP: 0.318, SLG: 0.335											0	0	0	0	0	0	0
George Culver, R (10, 1) OBP: 0.333, SLG: 0.333											0	0	0	0	0	0	0
Fred Whitfield, L (10, PH) OBP: 0.283, SLG: 0.375											0	0	0	0	1	0	0
Inning Stats	R: 0 E: 0 K: 2 S: 8 H: 1 LOB: 2 BB: 1 P: 12	R: 2 E: 0 K: 1 S: 8 H: 3 LOB: 3 BB: 2 P: 16	R: 1 E: 0 K: 0 S: 4 H: 2 LOB: 0 BB: 0 P: 4	R: 0 E: 0 K: 0 S: 3 H: 1 LOB: 0 BB: 0 P: 3	R: 0 E: 0 K: 0 S: 3 H: 0 LOB: 0 BB: 0 P: 3	R: 0 E: 0 K: 0 S: 3 H: 1 LOB: 0 BB: 0 P: 3	R: 0 E: 0 K: 0 S: 5 H: 2 LOB: 2 BB: 0 P: 5	R: 0 E: 0 K: 1 S: 5 H: 0 LOB: 0 BB: 0 P: 5	R: 0 E: 0 K: 0 S: 4 H: 1 LOB: 3 BB: 2 P: 12	R: 1 E: 0 K: 0 S: 3 H: 1 LOB: 3 BB: 3 P: 15							

PITCHER		IP	WLS	BF	H	R	ER	SO	BB	IBB	HBP	BLK	WP	HR	S	P	ERA	WHIP
Joe Coleman, R ERA: 5.44	(1, 1)	1.2		12	4	2	2	2	3	0	0	0	1	0	13	25	10.80	4.200
Bob Priddy, R ERA: 4.5	(2, 1)	4.1		14	4	1	1	1	0	0	0	0	0	1	16	16	2.08	0.923
Bob Humphreys, R ERA: 4.52	(7, 1)	2.0		8	2	0	0	1	0	0	0	0	0	0	10	10	0.00	1.000
Dave Baldwin, R ERA: 1.56	(9, 1)	0.2		4	0	0	0	0	1	1	0	0	0	0	2	10	0.00	1.500
Casey Cox, R ERA: 3.29	(9, 1)	1.0	L	8	2	1	1	0	2	1	0	0	0	0	5	17	9.00	4.000

PITCHER	IP	WLS	BF	H	R	ER	SO	BB	IBB	HBP	BLK	WP	HR	S	P	ERA	WHIP

BOTTOM

Washington Senators @ Cleveland Indians

Cleveland Municipal Stadium, Cleveland, OH

Sat Jul 08 1967, 3:33 AM EDT
Att. 8,127 - Unknown

livebaseballscorecards.com

AB	37
R	4
H	12
RBI	4
BB	8
SO	4
LOB	21

1B: 9 SF: 0
2B: 1 SAC: 1
3B: 1 DP: 2
HR: 1 HBP: 0

WP: 1 PA: 46
PB: 0
SB: 0
CS: 1

Washington Senators @ Cleveland Indians

Cleveland Municipal Stadium, Cleveland, OH

Sun Jul 09 1967, 3:33 AM EDT

Unknown

TOP

livebaseballscorecards.com

Batter	1	2	3	4	5	6	7	8	9	AB	R	H	RBI	BB	SO	LOB
Ed Stroud, L (1, 8) OBP: 0.307, SLG: 0.250	BBBB 4-0 1B BB		x 0-0 ① 4-3		x 0-0 S HR 1B		SSS 0-3 ① K		x 0-0 1-3 2-H HR 1B	3	1	1	0	1	1	0
Hank Allen, R (9, PH) OBP: 0.252, SLG: 0.280 (9, 8)										1	1	1	1	0	0	0
Ken McMullen, R (1, 5) OBP: 0.277, SLG: 0.319	SSS 0-3 ① K		x 0-0 ② F5		x 0-0 ② F5		x 0-0 ② 6-3		x 0-0 1-H 3-H HR	5	1	1	3	0	1	2
Frank Howard, R (1, 7) OBP: 0.342, SLG: 0.560	SSS 0-3 ② K		x 0-0 ③ 6-3		x 0-0 1-H HR		x 0-0 ③ 1-3		x 0-0 HR	5	2	2	3	0	1	1
Fred Valentine, S (1, 9) OBP: 0.326, SLG: 0.329	x 0-0 1-2 1B			SSS 0-3 ① K	x 0-0 ③ G3			SSS 0-3 ① K	x 0-0 ① 6-3	5	0	1	0	0	2	0
Mike Epstein, L (1, 3) OBP: 0.316, SLG: 0.368	x 0-0 ③ F8			x 0-0 ② 4-3		x 0-0 1B 1B		x 0-0 ② F4	x 0-0 ② 4-3	5	0	1	0	0	0	2
Bob Humphreys, R (9, 1) OBP: 0.250, SLG: 0.143										0	0	0	0	0	0	0
Paul Casanova, R (1, 2) OBP: 0.299, SLG: 0.402		x 0-0 ① 4-3		x 0-0 E 2B		x 0-0 ① F6		x 0-0 1B	x 0-0 ③ 5-3	5	1	2	0	0	0	1
Bernie Allen, L (1, 4) OBP: 0.236, SLG: 0.218		SSS 0-3 ② K		x 0-0 E3 FC6-4 2-H		x 0-0 ② F5		x 0-0 ③ F9		4	0	0	0	0	1	2
Tim Cullen, R (1, 6) OBP: 0.317, SLG: 0.227		BBBB 4-0 BB		x 0-0 ③ FC6-4 1-2f		x 0-0 1-3 1B			BBBB 4-0 1B 1B BB	2	1	1	0	2	0	1
Phil Ortega, R (1, 1) OBP: 0.114, SLG: 0.061	SSS 0-3 ③ K				x 0-0 ① F9	x 0-0 ③ L4			x 0-0 1B 1-2 HR 1B	3	0	0	0	0	1	3
Darold Knowles, L (6, 1)										0	0	0	0	0	0	0
Dave Baldwin, R (7, 1)										0	0	0	0	0	0	0
Dick Lines, R (7, 1) OBP: 0.375, SLG: 0.167										0	0	0	0	0	0	0
Dick Nen, L (9, PH) (9, 3) OBP: 0.290, SLG: 0.337										1	1	1	0	0	0	0

	AB	39
	R	8
	H	11
	RBI	7
	BB	3
	SO	7
	LOB	12

Inning Stats										
	R: 0 E: 0 K: 2 S: 8	H: 1 LOB: 2 BB: 1 P: 12	R: 0 E: 0 K: 2 S: 7	H: 0 LOB: 1 BB: 1 P: 11	R: 0 E: 0 K: 0 S: 3	H: 0 LOB: 0 BB: 0 P: 3	R: 1 E: 1 K: 1 S: 7	H: 1 LOB: 1 BB: 0 P: 7	R: 2 E: 0 K: 0 S: 5	H: 2 LOB: 0 BB: 0 P: 5
	R: 0 E: 0 K: 0 S: 5	H: 2 LOB: 0 BB: 0 P: 5	R: 0 E: 0 K: 1 S: 5	H: 0 LOB: 0 BB: 0 P: 5	R: 0 E: 0 K: 1 S: 6	H: 1 LOB: 1 BB: 0 P: 6	R: 5 E: 0 K: 0 S: 7	H: 4 LOB: 0 BB: 1 P: 11	1B: 7 2B: 1 3B: 0 HR: 3	SF: 0 SAC: 0 DP: 0 HBP: 0
	WP: 0 PB: 0 SB: 1 CS: 0	PA: 42								

PITCHER		IP	WLS	BF	H	R	ER	SO	BB	IBB	HBP	BLK	WP	HR	S	P	ERA	WHIP
Steve Hargan, R ERA: 2.68	(1, 1)	8.0		34	7	3	2	7	2	0	0	0	0	1	46	54	2.25	1.125
George Culver, R ERA: 3.71	(9, 1)	0.0		1	0	1	1	0	1	0	0	0	0	0	0	4	∞	∞
Bob Allen, L ERA: 3.54	(9, 1)	0.0		1	1	0	0	0	0	0	0	0	0	0	1	1	∞	∞
Steve Bailey, R ERA: 3.27	(9, 1)	1.0	L	6	3	4	4	0	0	0	0	0	0	2	6	6	36.00	3.000

PITCHER	IP	WLS	BF	H	R	ER	SO	BB	IBB	HBP	BLK	WP	HR	S	P	ERA	WHIP

BOTTOM

Washington Senators @ Cleveland Indians

Cleveland Municipal Stadium, Cleveland, OH

Sun Jul 09 1967, 3:33 AM EDT

Unknown

Batter	1	2	3	4	5	6	7	8	9	AB	R	H	RBI	BB	SO	LOB
Lee Maye, L (1, 9) OBP: 0.331, SLG: 0.471 Don Demeter, R (7, PH) (8, 8) OBP: 0.264, SLG: 0.395	F7		4-3		2-H 1B		BBBB 4-0 1B 1-2 BB		F7	3 1	0 0	1 0	1 0	0 1	0 0	0 0
Vic Davalillo, L (1, 8) OBP: 0.275, SLG: 0.321 Chuck Hinton, R (7, PH) (8, 9) OBP: 0.316, SLG: 0.332	L3			F7	F8		SSS 0-3 K		F4	3 2	0 0	0 0	0 0	0 0	0 1	1 3
Leon Wagner, L (1, 7) OBP: 0.320, SLG: 0.455	6-3			BBBB 4-0 E BB	F8		FC4 1-3 2-H 3-H 1B		4-3	4	0	1	2	1	0	0
Max Alvis, R (1, 5) OBP: 0.315, SLG: 0.399		F7		SSS 0-3 K 1-2	HR	SSS	K			4	1	1	1	0	2	3
Fred Whitfield, L (1, 3) OBP: 0.284, SLG: 0.371 Tony Horton, R (7, PH) (8, 3) OBP: 0.271, SLG: 0.410		BBBB 4-0 BB		6-3	F4		FC4 1-2f			2 1	0 0	0 0	0 0	1 0	0 0	1 2
Chico Salmon, R (1, 4) OBP: 0.282, SLG: 0.333		F9			F6	BBBB 4-0 BB			F9	3	0	0	0	1	0	1
Duke Sims, L (1, 2) OBP: 0.325, SLG: 0.338		6-3			HR	G3			F8	4	1	1	1	0	0	2
Larry Brown, R (1, 6) OBP: 0.333, SLG: 0.368			F5		SH1-4 1B 1B		BBBB 4-0 1B 1B BB		1B	3	2	2	0	1	0	0
Steve Hargan, R (1, 1) OBP: 0.227, SLG: 0.244 Rocky Colavito, R (8, PH) OBP: 0.329, SLG: 0.388 George Culver, R (9, 1) OBP: 0.333, SLG: 0.333 Bob Allen, L (9, 1) Steve Bailey, R (9, 1)			6-3		SH1-4 1-2		BB 1-3 1B 1B		F9	2 1 0 0 0	1 0 0 0 0	0 0 0 0 0	0 0 0 0 0	0 0 0 0 0	0 0 0 0 0	0 1 0 0 0
Inning Stats	R: 0 H: 0 E: 0 LOB: 0 K: 0 BB: 0 S: 3 P: 3	R: 0 H: 0 E: 0 LOB: 1 K: 0 BB: 1 S: 3 P: 7	R: 0 H: 0 E: 0 LOB: 0 K: 0 BB: 0 S: 3 P: 3	R: 0 H: 0 E: 1 LOB: 1 K: 1 BB: 1 S: 5 P: 9	R: 2 H: 3 E: 0 LOB: 1 K: 0 BB: 0 S: 6 P: 6	R: 1 H: 1 E: 0 LOB: 1 K: 0 BB: 1 S: 4 P: 8	R: 2 H: 2 E: 0 LOB: 2 K: 2 BB: 2 S: 9 P: 17	R: 0 H: 1 E: 0 LOB: 1 K: 0 BB: 0 S: 4 P: 4	R: 0 H: 0 E: 0 LOB: 0 K: 0 BB: 0 S: 3 P: 3	1B: 5 2B: 0 3B: 0 HR: 2	SF: 0 SAC: 1 DP: 0 HBP: 0			WP: 0 PB: 0 SB: 0 CS: 0	PA: 39		

livebaseballscorecards.com

	AB	33
	R	5
	H	7
	RBI	5
	BB	5
	SO	3
	LOB	14

PITCHER		IP	WLS	BF	H	R	ER	SO	BB	IBB	HBP	BLK	WP	HR	S	P	ERA	WHIP
Phil Ortega, R ERA: 3.67	(1, 1)	5.2		24	4	3	3	1	3	0	0	0	0	2	23	35	4.76	1.235
Darold Knowles, L ERA: 2.82	(6, 1)	0.1		4	1	2	2	0	2	0	0	0	0	0	2	10	54.00	9.000
Dave Baldwin, R ERA: 1.54	(7, 1)	0.1		1	0	0	0	1	0	0	0	0	0	0	3	3	0.00	0.000
Dick Lines, L ERA: 2.89	(7, 1)	1.2	W	7	2	0	0	1	0	0	0	0	0	0	9	9	0.00	1.200
Bob Humphreys, R ERA: 4.45	(9, 1)	1.0	S	3	0	0	0	0	0	0	0	0	0	0	3	3	0.00	0.000

PITCHER	IP	WLS	BF	H	R	ER	SO	BB	IBB	HBP	BLK	WP	HR	S	P	ERA	WHIP

Washington Senators @ Cleveland Indians

Cleveland Municipal Stadium, Cleveland, OH

Sun Jul 09 1967, 3:38 AM EDT

Att. 24,320 - Unknown

livebaseballscorecards.com

Batter	1	2	3	4	5	6	7	8	9	AB	R	H	RBI	BB	SO	LOB
Ed Stroud, L (1, 8) OBP: 0.295, SLG: 0.239	F8		K		K			F6		4	0	0	0	0	2	2
Ken McMullen, R (1, 5) OBP: 0.277, SLG: 0.318	4-3			6-3	4-3			HR S 1B		4	1	1	0	0	0	1
Frank Howard, R (1, 7) OBP: 0.338, SLG: 0.552	K			F8		5-3		K 1-2		4	0	0	0	0	2	1
Fred Valentine, S (1, 9) OBP: 0.328, SLG: 0.345		F6		1B 1B		K		2-H HR		4	1	2	2	0	1	0
Dick Nen, L (1, 3) OBP: 0.297, SLG: 0.374		K		1-3 1B		HR		3-1		4	1	2	1	0	1	0
Paul Casanova, R (1, 2) OBP: 0.295, SLG: 0.395		K		K		6-3			6-3	4	0	0	0	0	2	2
Bernie Allen, L (1, 4) OBP: 0.236, SLG: 0.241			K		HR		6-3		G3	4	1	1	1	0	1	0
Tim Cullen, R (1, 6) OBP: 0.321, SLG: 0.241			1B		2B		K		F8	4	0	2	0	0	1	0
Barry Moore, L (1, 1) OBP: 0.152, SLG: 0.200			K		K		K			3	0	0	0	0	3	2
Dave Baldwin, R (8, 1)										0	0	0	0	0	0	0

AB	35
R	4
H	8
RBI	4
BB	0
SO	13
LOB	8

TOP

Inning Stats	1	2	3	4	5	6	7	8	9
	R: 0 E: 0 K: 1 S: 5	H: 0 LOB: 0 BB: 0 P: 5	R: 0 E: 0 K: 2 S: 7	H: 0 LOB: 0 BB: 0 P: 7	R: 0 E: 0 K: 3 S: 10	H: 1 LOB: 1 BB: 0 P: 10	R: 0 E: 0 K: 1 S: 7	H: 2 LOB: 2 BB: 0 P: 7	R: 1 E: 0 K: 2 S: 9	H: 2 LOB: 1 BB: 0 P: 9	R: 1 E: 0 K: 1 S: 6	H: 1 LOB: 0 BB: 0 P: 6	R: 0 E: 0 K: 2 S: 7	H: 0 LOB: 0 BB: 0 P: 7	R: 2 E: 0 K: 1 S: 7	H: 2 LOB: 0 BB: 0 P: 7	R: 0 E: 0 K: 0 S: 3	H: 0 LOB: 0 BB: 0 P: 3

| | | | | | | | | | |

Batter	1	2	3	4	5	6	7	8	9	AB	R	H	RBI	BB	SO	LOB
Max Alvis, R (1, 5) OBP: 0.314, SLG: 0.397	6-3		F7	6-3			CS 1B			4	0	1	0	0	0	2
Chuck Hinton, R (1, 9) OBP: 0.312, SLG: 0.327	6-3		6-3		F9		F8 1-2			4	0	0	0	0	0	1
Don Demeter, R (1, 8) OBP: 0.284, SLG: 0.438	1B		HR		K			G5-4-3 BB		3	1	2	1	1	1	0
Tony Horton, R (1, 3) OBP: 0.270, SLG: 0.404	6-3		FC6-4 1B		6-3			F7		4	0	1	0	0	0	2
Rocky Colavito, R (1, 7) OBP: 0.327, SLG: 0.391		G3 SF9 2B	FC6-4 1-2f			F8		G5-4-3 1-2f		4	1	1	0	0	0	2
Chico Salmon, R (1, 4) OBP: 0.281, SLG: 0.325		G3 2-3		SH HBP G5-2-3 BB		L5			F2	3	0	0	0	1	0	1
Joe Azcue, R (1, 2) OBP: 0.361, SLG: 0.460 Lee Maye, L (9, PH) OBP: 0.329, SLG: 0.468		SF9 3-H		G5-2-3 SH HBP 1-2		2B			F7	1 1	0 0	1 0	1 0	0 0	0 0	0 0
Larry Brown, R (1, 6) OBP: 0.333, SLG: 0.365		FC6-4 BB		SH G5-2-3 1-2 2-3		5-3			1-3	2	0	0	0	1	0	1
Sonny Siebert, R (1, 1) OBP: 0.222, SLG: 0.556		FC6-4 1-2f		G5-2-3 1-2 2-3 3-Hf			F7			3	0	0	0	0	0	4
Inning Stats	R: 0 H: 1 E: 0 LOB: 1 K: 0 BB: 0 S: 4 P: 4	R: 1 H: 1 E: 0 LOB: 1 K: 0 BB: 1 S: 4 P: 8	R: 1 H: 2 E: 0 LOB: 1 K: 0 BB: 0 S: 5 P: 5	R: 0 H: 0 E: 1 LOB: 2 K: 0 BB: 1 S: 3 P: 8	R: 0 H: 0 E: 0 LOB: 0 K: 1 BB: 0 S: 5 P: 5	R: 0 H: 1 E: 0 LOB: 1 K: 0 BB: 0 S: 4 P: 4	R: 0 H: 1 E: 0 LOB: 0 K: 0 BB: 0 S: 3 P: 3	R: 0 H: 0 E: 0 LOB: 0 K: 0 BB: 1 S: 2 P: 6	R: 0 H: 0 E: 0 LOB: 0 K: 0 BB: 0 S: 3 P: 3	1B: 3 SF: 1 2B: 2 SAC: 1 3B: 0 DP: 2 HR: 1 HBP: 1						

PITCHER		IP	WLS	BF	H	R	ER	SO	BB	IBB	HBP	BLK	WP	HR	S	P	ERA	WHIP
Barry Moore, L ERA: 3.98	(1, 1)	7.0	W	30	6	2	2	1	3	0	1	0	0	1	28	41	2.57	1.286
Dave Baldwin, R ERA: 1.46	(8, 1)	2.0	S	5	0	0	0	0	0	0	0	0	0	0	5	5	0.00	0.000

PITCHER	IP	WLS	BF	H	R	ER	SO	BB	IBB	HBP	BLK	WP	HR	S	P	ERA	WHIP

BOTTOM

Washington Senators @ Cleveland Indians

Cleveland Municipal Stadium, Cleveland, OH

Sun Jul 09 1967, 3:38 AM EDT

Att. 24,320 - Unknown

livebaseballscorecards.com

AB	29
R	2
H	6
RBI	2
BB	3
SO	1
LOB	13

WP: 0	PA: 35		
PB: 0			
SB: 0			
CS: 1			

Detroit Tigers @ Washington Senators

D.C. Stadium, Washington, DC

Thu Jul 13 1967, 7:05 PM EDT

Unknown

Batter	1	2	3	4	5	6	7	8	9	AB	R	H	RBI	BB	SO	LOB
Lenny Green, L (1, 7) OBP: 0.378, SLG: 0.500	E6 K2-6		K		4-3			1-3		4	0	0	0	0	1	0
Jerry Lumpe, L (1, 4) OBP: 0.286, SLG: 0.270	F6		PB 2B		F5			G3		4	0	1	0	0	0	1
Dick McAuliffe, L (1, 6) OBP: 0.374, SLG: 0.479	K2-6 1-2f		PB BB			F9			FC6-4 BB	2	0	0	0	2	1	1
Norm Cash, L (1, 3) OBP: 0.386, SLG: 0.432		HR	K			E4 G4-6-3			FC6-4 G3-6-3 1-2f	4	1	1	1	0	1	3
Jim Northrup, L (1, 9) OBP: 0.325, SLG: 0.376		2B E 1B	F7 1-2 2-3			G4-6-3 1-2f			G3-6-3 1-2f	4	1	1	0	0	0	4
Bill Freehan, R (1, 2) OBP: 0.395, SLG: 0.471		F4		5-3			6-3			3	0	0	0	0	0	1
Don Wert, R (1, 5) OBP: 0.305, SLG: 0.313		1-3 E 2B		F8			1-3			3	1	1	0	0	0	0
Mickey Stanley, R (1, 8) OBP: 0.270, SLG: 0.313		5-3 2-H 3-H		1-3			F4			3	0	0	0	0	0	0
Joe Sparma, R (1, 1) OBP: 0.047, SLG: 0.024		F3			4-3			4-3		1	0	0	0	0	0	0
Pat Dobson, R (4, 1)										1	0	0	0	0	0	0
Bill Heath, L (8, PH) OBP: 0.222, SLG: 0.125										1	0	0	0	0	0	0
Johnny Podres, L (8, 1) OBP: 0.083, SLG: 0.083										0	0	0	0	0	0	0
John Hiller, R (8, 1)										0	0	0	0	0	0	0

Inning Stats	1	2	3	4	5	6	7	8	9		
	R: 0 H: 0	R: 3 H: 3	R: 0 H: 1	R: 0 H: 0	R: 0 H: 0	R: 0 H: 0	R: 0 H: 0	R: 0 H: 0	R: 0 H: 0	1B: 1 SF: 0	WP: 0 PA: 32
	E: 1 LOB: 1	E: 1 LOB: 0	E: 0 LOB: 2	E: 0 LOB: 0	E: 0 LOB: 0	E: 1 LOB: 0	E: 0 LOB: 0	E: 0 LOB: 0	E: 0 LOB: 0	2B: 3 SAC: 0	PB: 1
	K: 1 BB: 0	K: 0 BB: 0	K: 2 BB: 1	K: 0 BB: 0	K: 0 BB: 0	K: 0 BB: 0	K: 0 BB: 0	K: 0 BB: 0	K: 0 BB: 1	3B: 0 DP: 3	SB: 0
	S: 5 P: 5	S: 6 P: 6	S: 8 P: 12	S: 3 P: 3	S: 3 P: 3	S: 3 P: 3	S: 3 P: 3	S: 3 P: 3	S: 2 P: 6	HR: 1 HBP: 0	CS: 0

PITCHER	IP	WLS	BF	H	R	ER	SO	BB	IBB	HBP	BLK	WP	HR	S	P	ERA	WHIP
Camilo Pascual, R (1, 1) ERA: 2.97	9.0	W	32	4	3	1	3	2	0	0	0	0	1	36	44	1.00	0.667

PITCHER	IP	WLS	BF	H	R	ER	SO	BB	IBB	HBP	BLK	WP	HR	S	P	ERA	WHIP

livebaseballscorecards.com

AB	30
R	3
H	4
RBI	1
BB	2
SO	3
LOB	10

BOTTOM

Detroit Tigers @ Washington Senators

D.C. Stadium, Washington, DC

Thu Jul 13 1967, 7:05 PM EDT

Unknown

livebaseballscorecards.com

Batter	1	2	3	4	5	6	7	8	9	AB	R	H	RBI	BB	SO	LOB
Ed Stroud, L (1, 8) OBP: 0.309, SLG: 0.258	WP 1B		G5-4-3 1B HR 1B	1-2 1B		4-3		FC4-6 FC6-4 1-2f		5	1	3	0	0	0	2
Ken McMullen, R (1, 5) OBP: 0.275, SLG: 0.316	F3 1-2		G5-4-3 1-2 1B	F7			K	FC6-4 1-2f		5	0	1	0	0	1	4
Frank Howard, R (1, 7) OBP: 0.333, SLG: 0.544 Hank Allen, R (8, 7) OBP: 0.252, SLG: 0.280	K		G5-4-3 1-2f 2-3		K		K			4 0	0 0	0 0	0 0	0 0	3 0	3 0
Fred Valentine, S (1, 9) OBP: 0.331, SLG: 0.342	4-3		HR BB		S HBP		F8			2	1	0	0	1	0	1
Mike Epstein, L (1, 3) OBP: 0.327, SLG: 0.436		4-3 3B	1-H 3-H HR		F7 1-2			HR		4	3	3	4	0	0	1
Paul Casanova, R (1, 2) OBP: 0.294, SLG: 0.393		4-3 3-H	F8		F4			2B 1B		4	1	1	1	0	0	1
Bernie Allen, L (1, 4) OBP: 0.237, SLG: 0.248		F6		K		G3		1-3 1B		4	1	1	0	0	1	0
Tim Cullen, R (1, 6) OBP: 0.331, SLG: 0.270		HR		F8		CS BB		FC3-6 2-H 3-H		3	1	2	3	1	0	0
Camilo Pascual, R (1, 1) OBP: 0.212, SLG: 0.161		6-3		1B		1-2 1B		FC3-6 FC4-6 1-2f		4	0	2	0	0	0	1
Inning Stats	R: 0 E: 0 K: 1 S: 6 H: 1 LOB: 1 BB: 0 P: 6	R: 2 E: 0 K: 0 S: 5 H: 2 LOB: 0 BB: 0 P: 5	R: 3 E: 0 K: 0 S: 5 H: 3 LOB: 0 BB: 1 P: 9	R: 0 E: 0 K: 1 S: 7 H: 2 LOB: 2 BB: 0 P: 7	R: 0 E: 0 K: 1 S: 5 H: 0 LOB: 1 BB: 0 P: 6	R: 0 E: 0 K: 0 S: 3 H: 1 LOB: 1 BB: 1 P: 7	R: 0 E: 0 K: 2 S: 7 H: 0 LOB: 0 BB: 0 P: 7	R: 3 E: 0 K: 0 S: 7 H: 4 LOB: 1 BB: 0 P: 7		1B: 8 2B: 1 3B: 1 HR: 3	SF: 0 SAC: 0 DP: 1 HBP: 1						

	AB	35
	R	8
	H	13
	RBI	8
	BB	2
	SO	5
	LOB	13

WP: 1 PB: 0 SB: 1 CS: 1 PA: 38

PITCHER		IP	WLS	BF	H	R	ER	SO	BB	IBB	HBP	BLK	WP	HR	S	P	ERA	WHIP
Joe Sparma, R ERA: 3.82	(1, 1)	3.2	L	19	8	5	5	2	1	0	0	0	1	2	22	26	12.27	2.455
Pat Dobson, R ERA: 3.2	(4, 1)	3.1		12	1	0	0	3	1	0	1	0	0	0	16	21	0.00	0.600
Johnny Podres, L ERA: 3.68	(8, 1)	0.0		4	4	3	3	0	0	0	0	0	0	1	4	4	∞	∞
John Hiller, L ERA:	(8, 1)	1.0		3	0	0	0	0	0	0	0	0	0	0	3	3	0.00	0.000

PITCHER	IP	WLS	BF	H	R	ER	SO	BB	IBB	HBP	BLK	WP	HR	S	P	ERA	WHIP

Batter	1	2	3	4	5	6	7	8	9	AB	R	H	RBI	BB	SO	LOB
Lenny Green, L (1, 7) OBP: 0.341, SLG: 0.450	F7		F7		F7			4-3		4	0	0	0	0	0	0
Jerry Lumpe, L (1, 4) OBP: 0.297, SLG: 0.273	BB (WP)		4-3			F8		1B		3	0	1	0	1	0	0
Dick McAuliffe, L (1, 6) OBP: 0.373, SLG: 0.474	4-3 (1-2)			F8		BB (1B)		F5		3	0	0	0	1	0	2
Norm Cash, L (1, 3) OBP: 0.384, SLG: 0.437	6-3			1B (3B)		F6		F7		4	1	1	0	0	0	3
Jim Northrup, L (1, 9) OBP: 0.327, SLG: 0.378		F7		BB (1B) (3-H)		FC4-6 (1B) (1-2)			K	4	0	2	1	0	1	0
Bill Heath, L (1, 2) OBP: 0.225, SLG: 0.114		3-1		BB (G4-6-3) (1-2)		FC4-6 (1-2f)			F8	3	0	0	0	1	0	2
Don Wert, R (1, 5) OBP: 0.304, SLG: 0.310		HBP (1-0)		G4-6-3 (1-2f)			5-3		K	3	0	0	0	0	1	2
Mickey Stanley, R (1, 8) OBP: 0.266, SLG: 0.307		5-3			6-3		6-3			3	0	0	0	0	0	1
Denny McLain, R (1, 1) OBP: 0.118, SLG: 0.082			F4		K		K			2	0	0	0	0	1	0
Jim Landis, R (7, PH) OBP: 0.349, SLG: 0.350										1	0	0	0	0	1	0
John Hiller, R (7, 1)										0	0	0	0	0	0	0

TOP

Detroit Tigers @ Washington Senators

D.C. Stadium, Washington, DC

Thu Jul 13 1967, 7:05 PM EDT

Att. 11,318 - Unknown

livebaseballscorecards.com

AB	30
R	1
H	4
RBI	1
BB	3
SO	4
LOB	10

Inning Stats	1	2	3	4	5	6	7	8	9
R	0	0	0	1	0	0	0	0	0
E	0	0	0	0	0	0	0	0	0
K	0	0	0	0	1	0	1	0	2
S	3	3	3	4	5	4	5	4	7
H	0	0	0	2	0	1	0	1	0
LOB	1	1	0	1	0	2	0	1	0
BB	1	0	0	1	0	1	0	0	0
P	7	4	3	8	5	8	5	4	7

1B	3
2B	0
3B	1
HR	0
SF	0
SAC	0
DP	1
HBP	1
WP	1
PB	0
SB	0
CS	0
PA	34

PITCHER	IP	WLS	BF	H	R	ER	SO	BB	IBB	HBP	BLK	WP	HR	S	P	ERA	WHIP
Joe Coleman, R (1, 1) ERA: 5.01	9.0	W	34	4	1	1	4	3	0	1	0	1	0	38	51	1.00	0.778

PITCHER	IP	WLS	BF	H	R	ER	SO	BB	IBB	HBP	BLK	WP	HR	S	P	ERA	WHIP

Batter	1	2	3	4	5	6	7	8	9	AB	R	H	RBI	BB	SO	LOB
Ed Stroud, L (1, 8) OBP: 0.307, SLG: 0.257	F7	4-3 2-3			SH1-4 1B 1B		4-3			4	1	1	0	0	0	1
Ken McMullen, R (1, 5) OBP: 0.276, SLG: 0.324	6-3	SF7 3-H			SH1-4 1-2		3B			2	0	1	1	0	0	0
Frank Howard, R (1, 7) OBP: 0.332, SLG: 0.538 Hank Allen, R (8, 7) OBP: 0.252, SLG: 0.280	1B 2B BB	K			F7		K			3 0	1 0	0 0	0 0	1 0	2 0	2 0
Fred Valentine, S (1, 9) OBP: 0.333, SLG: 0.345	1-2 2B 1B		L6		2-H 1B		L5			4	1	2	1	0	0	1
Mike Epstein, L (1, 3) OBP: 0.325, SLG: 0.438	1-H 2-H 2B		F7		4-3			K		4	0	1	2	0	1	1
Paul Casanova, R (1, 2) OBP: 0.290, SLG: 0.387	F8		6-3			F2		6-3		4	0	0	0	0	0	1
Bernie Allen, L (1, 4) OBP: 0.237, SLG: 0.248		1B E 1B		3-1		E3 5-3		K		4	1	1	0	0	1	0
Tim Cullen, R (1, 6) OBP: 0.331, SLG: 0.272		1-2 E 1B		F3		5-3 1-2				3	1	1	0	0	0	1
Joe Coleman, R (1, 1) OBP: 0.172, SLG: 0.115		E1 4-3 SF7 1-H 2-H		K		4-3				3	1	0	0	0	1	1
Inning Stats	R: 2 E: 0 K: 0 S: 5 H: 2 LOB: 1 BB: 1 P: 9	R: 3 E: 1 K: 1 S: 8 H: 2 LOB: 0 BB: 0 P: 8	R: 0 E: 0 K: 0 S: 3 H: 0 LOB: 0 BB: 0 P: 3	R: 0 E: 0 K: 1 S: 5 H: 0 LOB: 0 BB: 0 P: 5	R: 1 E: 0 K: 0 S: 5 H: 2 LOB: 1 BB: 0 P: 5	R: 0 E: 1 K: 0 S: 4 H: 0 LOB: 1 BB: 0 P: 4	R: 0 E: 0 K: 1 S: 6 H: 1 LOB: 1 BB: 0 P: 6	R: 0 E: 0 K: 2 S: 7 H: 0 LOB: 0 BB: 0 P: 7		1B: 5 2B: 1 3B: 1 HR: 0 SF: 1 SAC: 1 DP: 0 HBP: 0						

BOTTOM

Detroit Tigers @ Washington Senators

D.C. Stadium, Washington, DC

Thu Jul 13 1967, 7:05 PM EDT

Att. 11,318 - Unknown

livebaseballscorecards.com

AB	31
R	6
H	7
RBI	4
BB	1
SO	5
LOB	8

WP: 0 PB: 0 SB: 0 CS: 0 PA: 34

PITCHER		IP	WLS	BF	H	R	ER	SO	BB	IBB	HBP	BLK	WP	HR	S	P	ERA	WHIP
Denny McLain, R ERA: 3.6	(1, 1)	6.0	L	27	6	6	3	2	1	0	0	0	0	0	30	34	4.50	1.167
John Hiller, L ERA:	(7, 1)	2.0		7	1	0	0	3	0	0	0	0	0	0	13	13	0.00	0.500

PITCHER	IP	WLS	BF	H	R	ER	SO	BB	IBB	HBP	BLK	WP	HR	S	P	ERA	WHIP

Detroit Tigers @ Washington Senators

D.C. Stadium, Washington, DC

Fri Jul 14 1967, 7:05 PM EDT

Att. 4,562 - Unknown

TOP

Batter	1	2	3	4	5	6	7	8	9	AB	R	H	RBI	BB	SO	LOB
Lenny Green, L (1, 7) OBP: 0.311, SLG: 0.409	F5		3-1		G4-6-3 1-2f		FC4 1-2f			4	0	0	0	0	0	3
Jerry Lumpe, L (1, 4) OBP: 0.295, SLG: 0.271	6-3			BB 1B		F2		F9		4	0	1	0	0	0	0
Dick McAuliffe, L (1, 6) OBP: 0.374, SLG: 0.472	1B			BBBB 4-0 1-2 BB		F5		3-1		3	0	1	0	1	0	0
Norm Cash, L (1, 3) OBP: 0.383, SLG: 0.434	F7			F6		1B		F7		4	0	1	0	0	0	3
Jim Northrup, L (1, 9) OBP: 0.326, SLG: 0.374		SSS 0-3 K		SSS 0-3 K		1-4-3			BBBB 4-0 FC6-4 BB	3	0	0	0	1	2	3
Bill Freehan, R (1, 2) OBP: 0.393, SLG: 0.479		F4		SSS 0-3 K			HR		FC6-4 G6-4-3 1-2f	4	1	1	1	0	1	3
Don Wert, R (1, 5) OBP: 0.307, SLG: 0.316		F8			SH 2B		1-3-6-4 1B		G6-4-3 1-2f	4	0	2	0	0	0	1
Mickey Stanley, R (1, 8) OBP: 0.263, SLG: 0.303			6-3		SH G4-6-3 2-3		1-3-6-4 1-2f			2	0	0	0	0	0	1
Earl Wilson, R (1, 1) OBP: 0.220, SLG: 0.345			F9		SSS 0-3 K		BBBB 4-0 FC4 BB			2	0	0	0	1	1	2
Hank Aguirre, R (8, 1) OBP: 0.500, SLG: 1.500										0	0	0	0	0	0	0
Mike Marshall, R (8, 1) OBP: 0.250, SLG: 0.250										0	0	0	0	0	0	0

	AB	30
	R	1
	H	6
	RBI	1
	BB	3
	SO	4
	LOB	16

Inning Stats	1	2	3	4	5	6	7	8	9
	R: 0 E: 0 K: 0 S: 4	R: 0 E: 0 K: 1 S: 5	R: 0 E: 0 K: 0 S: 3	R: 0 E: 0 K: 2 S: 8	R: 0 E: 1 K: 1 S: 6	R: 0 E: 0 K: 0 S: 4	R: 1 E: 0 K: 0 S: 4	R: 0 E: 0 K: 0 S: 3	R: 0 E: 0 K: 0 S: 2
	H: 1 LOB: 1 BB: 0 P: 4	H: 0 LOB: 0 BB: 0 P: 5	H: 0 LOB: 0 BB: 0 P: 3	H: 1 LOB: 2 BB: 1 P: 12	H: 1 LOB: 1 BB: 0 P: 6	H: 1 LOB: 1 BB: 0 P: 4	H: 2 LOB: 1 BB: 1 P: 8	H: 0 LOB: 0 BB: 0 P: 3	H: 0 LOB: 0 BB: 1 P: 6

1B: 4 SF: 0
2B: 2 SAC: 1
3B: 0 DP: 3
HR: 1 HBP: 0

WP: 0 PA: 34
PB: 0
SB: 0
CS: 0

livebaseballscorecards.com

PITCHER	IP	WLS	BF	H	R	ER	SO	BB	IBB	HBP	BLK	WP	HR	S	P	ERA	WHIP
Phil Ortega, R (1, 1) ERA: 3.49	8.0	W	32	6	1	1	4	3	0	0	0	0	1	37	49	1.12	1.125
Dave Baldwin, R (9, 1) ERA: 1.42	1.0	S	2	0	0	0	0	0	0	0	0	0	0	2	2	0.00	0.000

PITCHER	IP	WLS	BF	H	R	ER	SO	BB	IBB	HBP	BLK	WP	HR	S	P	ERA	WHIP

Batter	1	2	3	4	5	6	7	8	9	AB	R	H	RBI	BB	SO	LOB
Ed Stroud, L (1, 8) OBP: 0.305, SLG: 0.257	F7		K		3-1			E S 1B 1B		4	1	1	0	0	1	1
Ken McMullen, R (1, 5) OBP: 0.276, SLG: 0.327	1B 2B		4-3			K		K 1-3		4	1	1	0	0	2	1
Frank Howard, R (1, 7) OBP: 0.331, SLG: 0.534	2-H 1B		6-3			K		K		4	0	1	1	0	2	1
Hank Allen, R (9, 7) OBP: 0.252, SLG: 0.280										0	0	0	0	0	0	0
Fred Valentine, S (1, 9) OBP: 0.332, SLG: 0.340	F9			F8		E4		BB 1B BB		3	1	0	0	1	0	1
Mike Epstein, L (1, 3) OBP: 0.335, SLG: 0.434	K			G5-4-3 BB		BB		1B 1-2 BB		1	0	0	0	3	1	1
Paul Casanova, R (1, 2) OBP: 0.289, SLG: 0.385		F8		G5-4-3 1-2f		F8		1-3 2-H 3-H 1B		4	0	1	2	0	0	3
Bernie Allen, L (1, 4) OBP: 0.231, SLG: 0.242		F8			F8		4-3	4-3		4	0	0	0	0	0	2
Tim Cullen, R (1, 6) OBP: 0.337, SLG: 0.275		BB			SH5-4 1B		4-3			2	0	1	0	1	0	0
Phil Ortega, R (1, 1) OBP: 0.108, SLG: 0.057		K			SH5-4 1-2		K			2	0	0	0	0	2	1
Dave Baldwin, R (9, 1)										0	0	0	0	0	0	0
Inning Stats	R: 1 H: 2 E: 0 LOB: 1 K: 1 BB: 0 S: 7 P: 7	R: 0 H: 0 E: 0 LOB: 1 K: 1 BB: 1 S: 5 P: 9	R: 0 H: 0 E: 0 LOB: 0 K: 1 BB: 0 S: 5 P: 5	R: 0 H: 0 E: 0 LOB: 0 K: 0 BB: 1 S: 2 P: 6	R: 0 H: 1 E: 0 LOB: 1 K: 0 BB: 0 S: 4 P: 4	R: 0 H: 0 E: 1 LOB: 2 K: 2 BB: 1 S: 8 P: 12	R: 0 H: 0 E: 0 LOB: 0 K: 1 BB: 0 S: 5 P: 5	R: 2 H: 2 E: 0 LOB: 2 K: 2 BB: 2 S: 9 P: 17		1B: 4 SF: 0 2B: 1 SAC: 1 3B: 0 DP: 1 HR: 0 HBP: 0						

PITCHER		IP	WLS	BF	H	R	ER	SO	BB	IBB	HBP	BLK	WP	HR	S	P	ERA	WHIP
Earl Wilson, R ERA: 3.84	(1, 1)	7.2	L	31	4	3	3	8	4	0	0	0	0	0	43	59	3.52	1.043
Hank Aguirre, L ERA: 1.69	(8, 1)	0.0		1	0	0	0	0	1	0	0	0	0	0	0	4	∞	∞
Mike Marshall, R ERA: 1.01	(8, 1)	0.1		2	1	0	0	0	0	0	0	0	0	0	2	2	0.00	3.000

PITCHER	IP	WLS	BF	H	R	ER	SO	BB	IBB	HBP	BLK	WP	HR	S	P	ERA	WHIP

BOTTOM

Detroit Tigers @ Washington Senators

D.C. Stadium, Washington, DC

Fri Jul 14 1967, 7:05 PM EDT

Att. 4,562 - Unknown

livebaseballscorecards.com

AB	28
R	3
H	5
RBI	3
BB	5
SO	8
LOB	11

Detroit Tigers @ Washington Senators

D.C. Stadium, Washington, DC

Sat Jul 15 1967, 3:33 AM EDT

Att. 6,169 - Unknown

TOP

livebaseballscorecards.com

Batter	1	2	3	4	5	6	7	8	9	AB	R	H	RBI	BB	SO	LOB
Jim Landis, R (1, 9) (7, 7) OBP: 0.342, SLG: 0.342	4-3		6-3		F3		K			4	0	0	0	0	1	2
Norm Cash, L (1, 3) OBP: 0.378, SLG: 0.428	K			4-3	F4			F7		4	0	0	0	0	1	1
Don Wert, R (1, 5) OBP: 0.309, SLG: 0.316	1-3			FC6-4 1B		G4-3 BB		F7		3	0	1	0	1	0	0
Bill Freehan, R (1, 2) OBP: 0.398, SLG: 0.481		FC1-4 1B		FC6-4 1-2f		G4-3 1-2 BB		1B 1B		3	0	2	0	1	0	1
Willie Horton, R (1, 7) OBP: 0.339, SLG: 0.485		F5		F8		G4-3 1-2f 2-3		1B 1-2 1B		3	0	0	0	0	0	4
Jim Northrup, L (7, 9) OBP: 0.328, SLG: 0.376										1	0	1	0	0	0	0
Mickey Stanley, R (1, 8) OBP: 0.257, SLG: 0.296		FC1-4 1-2f			5-3	5-3		F9		4	0	0	0	0	0	4
Dick Tracewski, R (1, 4) OBP: 0.308, SLG: 0.313		K			3B 1B		F6		F6	4	1	1	0	0	1	1
Ray Oyler, R (1, 6) OBP: 0.270, SLG: 0.267			6-3		1B 3B 1-H		FC1-6 1B		F8	4	1	2	1	0	0	0
Mickey Lolich, S (1, 1) OBP: 0.265, SLG: 0.167			K		1B 3-H		FC1-6 1-2f		5-3	3	0	1	1	0	1	1
Mike Marshall, R (7, 1) OBP: 0.250, SLG: 0.250										0	0	0	0	0	0	0
Jim Price, R (9, PH) OBP: 0.270, SLG: 0.351										1	0	0	0	0	0	0
Inning Stats	R: 0 E: 0 K: 1 S: 5 H: 0 LOB: 0 BB: 0 P: 5	R: 0 E: 0 K: 1 S: 6 H: 1 LOB: 1 BB: 0 P: 6	R: 0 E: 0 K: 1 S: 5 H: 0 LOB: 0 BB: 0 P: 5	R: 0 E: 0 K: 0 S: 4 H: 1 LOB: 1 BB: 0 P: 4	R: 2 E: 0 K: 0 S: 6 H: 3 LOB: 1 BB: 0 P: 6	R: 0 E: 0 K: 0 S: 2 H: 0 LOB: 1 BB: 2 P: 10	R: 0 E: 0 K: 1 S: 6 H: 1 LOB: 1 BB: 0 P: 6	R: 0 E: 0 K: 0 S: 5 H: 2 LOB: 2 BB: 0 P: 5	R: 0 E: 0 K: 0 S: 3 H: 0 LOB: 0 BB: 0 P: 3	1B: 7 2B: 0 3B: 1 HR: 0	SF: 0 SAC: 0 DP: 1 HBP: 0					

	AB	34
	R	2
	H	8
	RBI	2
	BB	2
	SO	4
	LOB	14

WP: 0 PB: 0 SB: 0 CS: 0 PA: 36

PITCHER		IP	WLS	BF	H	R	ER	SO	BB	IBB	HBP	BLK	WP	HR	S	P	ERA	WHIP
Barry Moore, L ERA: 3.96	(1, 1)	5.0		22	5	2	2	3	2	0	0	0	0	0	26	34	3.60	1.400
Casey Cox, R ERA: 3.07	(6, 1)	2.0	W	6	1	0	0	1	0	0	0	0	0	0	8	8	0.00	0.500
Dick Lines, L ERA: 2.78	(8, 1)	2.0	S	8	2	0	0	0	0	0	0	0	0	0	8	8	0.00	1.000

PITCHER	IP	WLS	BF	H	R	ER	SO	BB	IBB	HBP	BLK	WP	HR	S	P	ERA	WHIP

Batter	1	2	3	4	5	6	7	8	9	AB	R	H	RBI	BB	SO	LOB
Tim Cullen, R (1, 6) OBP: 0.341, SLG: 0.280	F8			BB, 1B, 1B		5-3	1-2, 2-H: BB, 1B, 1B			4	1	2	1	0	0	0
Ken McMullen, R (1, 5) OBP: 0.281, SLG: 0.333	4-3			1-2: BB, 1B		2B	1-2, 2-3: 1B, BB			3	0	2	0	1	0	0
Frank Howard, R (1, 7) OBP: 0.330, SLG: 0.530 Dick Lines, R (8, 1) OBP: 0.375, SLG: 0.167	K			K		K	1-2, 2-H, 3-H: 1B			4 0	0 0	1 0	2 0	0 0	3 0	3 0
Fred Valentine, S (1, 9) OBP: 0.335, SLG: 0.338		K		1-2, 2-3: G6-4-3, BB		BB	F6			2	0	0	0	2	1	2
Paul Casanova, R (1, 2) OBP: 0.285, SLG: 0.380		F7		G6-4-3 1-2f		K		F7		4	0	0	0	0	1	5
Hank Allen, R (1, 8) OBP: 0.252, SLG: 0.279 (8, 7)		4-3			FC3-6, 1B		5-3	6-3		4	0	1	0	0	0	0
Mike Epstein, L (1, 3) OBP: 0.327, SLG: 0.423			K		FC3-6 1-2f		K	K		4	0	0	0	0	3	1
Bernie Allen, L (1, 4) OBP: 0.233, SLG: 0.243			4-3		K		1B, 1B, 1B			3	1	1	0	0	1	1
Barry Moore, L (1, 1) OBP: 0.143, SLG: 0.188 Casey Cox, R (6, 1) Doug Camilli, R (7, PH) OBP: 0.236, SLG: 0.250 Ed Stroud, L (8, 8) OBP: 0.305, SLG: 0.257			K		3-1		BB, 1B, 1B 1-2			2 0 1 0	0 0 1 0	0 0 1 0	0 0 0 0	0 0 0 0	1 0 0 0	1 0 0 0
Inning Stats	R: 0 E: 0 K: 1 S: 5 H: 0 LOB: 0 BB: 0 P: 5	R: 0 E: 0 K: 1 S: 5 H: 0 LOB: 0 BB: 0 P: 5	R: 0 E: 0 K: 2 S: 7 H: 0 LOB: 0 BB: 0 P: 7	R: 0 E: 0 K: 1 S: 6 H: 2 LOB: 2 BB: 1 P: 10	R: 0 E: 0 K: 1 S: 6 H: 1 LOB: 1 BB: 0 P: 6	R: 0 E: 0 K: 2 S: 8 H: 1 LOB: 2 BB: 1 P: 12	R: 3 E: 0 K: 1 S: 9 H: 4 LOB: 2 BB: 1 P: 13	R: 0 E: 0 K: 1 S: 5 H: 0 LOB: 0 BB: 0 P: 5		1B: 7 2B: 1 3B: 0 HR: 0 SF: 0 SAC: 0 DP: 1 HBP: 0				WP: 0 PB: 0 SB: 0 CS: 0	PA: 34	

PITCHER		IP	WLS	BF	H	R	ER	SO	BB	IBB	HBP	BLK	WP	HR	S	P	ERA	WHIP
Mickey Lolich, L ERA: 4.61	(1, 1)	6.2	L	28	7	3	3	9	2	0	0	0	0	0	44	52	4.05	1.350
Mike Marshall, R ERA: 0.96	(7, 1)	1.1		6	1	0	0	1	1	0	0	0	0	0	7	11	0.00	1.500

PITCHER	IP	WLS	BF	H	R	ER	SO	BB	IBB	HBP	BLK	WP	HR	S	P	ERA	WHIP

BOTTOM

Detroit Tigers @ Washington Senators

D.C. Stadium, Washington, DC

Sat Jul 15 1967, 3:33 AM EDT

Att. 6,169 - Unknown

livebaseballscorecards.com

AB	31
R	3
H	8
RBI	3
BB	3
SO	10
LOB	13

Cleveland Indians @ Washington Senators

D.C. Stadium, Washington, DC

Sun Jul 16 1967, 3:33 AM EDT

Att. 12,096 - Unknown

TOP

livebaseballscorecards.com

Batter	1	2	3	4	5	6	7	8	9	AB	R	H	RBI	BB	SO	LOB
Lee Maye, L (1, 9) OBP: 0.339, SLG: 0.491	x 0-0 CS 1B		x 0-0 1B			x 0-0 ① L3		x 0-0 HR		4	1	3	1	0	0	0
Vic Davalillo, L (1, 8) OBP: 0.282, SLG: 0.331	x 0-0 ① ② F7 1-2		x 0-0 ③ F7			x 0-0 E9 1B		x 0-0 ② 4-3		4	0	1	0	0	0	2
Max Alvis, R (1, 5) OBP: 0.313, SLG: 0.406	B B B B 4-0 BB			x 0-0 ① F2		x 0-0 ② F7		x 0-0 ③ 2-3		3	0	0	0	1	0	1
Leon Wagner, L (1, 7) OBP: 0.311, SLG: 0.433	x 0-0 ③ F4			x 0-0 ② 6-3		S S S 0-3 ③ K			x 0-0 ① F8	4	0	0	0	0	1	2
Tony Horton, R (1, 3) OBP: 0.260, SLG: 0.362		x 0-0 ① 5-3		x 0-0 ③ F9			B B B B 4-0 BB		x 0-0 ② 5-3	3	0	0	0	1	0	0
Duke Sims, L (1, 2) OBP: 0.320, SLG: 0.344		S S S 0-3 ② K			x 0-0 ① F9		x 0-0 ① F8		x 0-0 ③ 4-3	4	0	0	0	0	1	1
Pedro Gonzalez, R (1, 4) OBP: 0.271, SLG: 0.265		x 0-0 ③ 6-3			B B B 4-0 BB		x 0-0 ② F9			1	0	0	0	1	0	0
Chuck Hinton, R (7, PH) OBP: 0.316, SLG: 0.326 (7, 4)										1	0	0	0	0	0	1
Larry Brown, R (1, 6) OBP: 0.321, SLG: 0.346			x 0-0 ① 6-3		S S S 0-3 ② K		x 0-0 ③ F8			3	0	0	0	0	1	2
Sam McDowell, L (1, 1) OBP: 0.200, SLG: 0.279			S S S 0-3 ② K		x 0-0 ③ F9			x 0-0 ① F4		2	0	0	0	0	1	1
Don Demeter, R (8, PH) OBP: 0.257, SLG: 0.377										1	0	0	0	0	0	0
Orlando Pena, R (8, 1)										0	0	0	0	0	0	0
Inning Stats	R: 0 E: 0 K: 0 S: 3 H: 1 LOB: 1 BB: 1 P: 7	R: 0 E: 0 K: 1 S: 5 H: 0 LOB: 0 BB: 0 P: 5	R: 0 E: 0 K: 1 S: 6 H: 1 LOB: 1 BB: 0 P: 6	R: 0 E: 0 K: 0 S: 3 H: 0 LOB: 0 BB: 0 P: 3	R: 0 E: 0 K: 1 S: 5 H: 0 LOB: 1 BB: 1 P: 9	R: 0 E: 1 K: 1 S: 6 H: 1 LOB: 1 BB: 0 P: 6	R: 0 E: 0 K: 0 S: 3 H: 0 LOB: 1 BB: 1 P: 7	R: 1 E: 0 K: 0 S: 4 H: 1 LOB: 0 BB: 0 P: 4	R: 0 E: 0 K: 0 S: 3 H: 0 LOB: 0 BB: 0 P: 3	1B: 3 2B: 0 3B: 0 HR: 1	SF: 0 SAC: 0 DP: 0 HBP: 0						

	AB	30
	R	1
	H	4
	RBI	1
	BB	3
	SO	4
	LOB	10

WP: 0 PB: 0 SB: 0 CS: 1 PA: 33

PITCHER		IP	WLS	BF	H	R	ER	SO	BB	IBB	HBP	BLK	WP	HR	S	P	ERA	WHIP
Bob Humphreys, R ERA: 4.06	(1, 1)	6.0	W	22	3	0	0	4	2	0	0	0	0	0	28	36	0.00	0.833
Bob Priddy, R ERA: 4.42	(7, 1)	3.0	S	11	1	1	1	0	1	0	0	0	0	1	10	14	3.00	0.667

PITCHER	IP	WLS	BF	H	R	ER	SO	BB	IBB	HBP	BLK	WP	HR	S	P	ERA	WHIP

Batter	1	2	3	4	5	6	7	8	9	AB	R	H	RBI	BB	SO	LOB
Tim Cullen, R (1, 6) OBP: 0.344, SLG: 0.281	F9		BB		SH1-4 1B		F8			3	0	1	0	1	0	0
Ken McMullen, R (1, 5) OBP: 0.285, SLG: 0.356	HR		K		SH1-4			HR		3	2	2	2	0	1	2
Frank Howard, R (1, 7) Ed Stroud, L (8, PR) OBP: 0.305, SLG: 0.257 (9, 8)	5-3		K		F2			2B		4 0	0 1	1 0	0 0	0 0	1 0	3 0
Fred Valentine, S (1, 9) OBP: 0.333, SLG: 0.340	K		K		L5			L4 2-H		4	0	1	1	0	2	3
Paul Casanova, R (1, 2) OBP: 0.281, SLG: 0.375		F9		F2		F7		F5		4	0	0	0	0	0	1
Hank Allen, R (1, 8) OBP: 0.252, SLG: 0.278 (9, 7)		S 1B		K		6-3		L4 2-3		4	0	1	0	0	1	1
Mike Epstein, L (1, 3) OBP: 0.328, SLG: 0.421		K		2B 1B		4-3				3	1	1	0	0	1	1
Bernie Allen, L (1, 4) OBP: 0.235, SLG: 0.252		4-3 1-2		1-H 2B			K			3	0	1	1	0	1	1
Bob Humphreys, R (1, 1) Bob Priddy, R (7, 1) OBP: 0.300, SLG: 0.125 OBP: 0.364, SLG: 0.222			BB	4-3			K			1 1	0 0	0 0	0 0	1 0	0 1	1 0
Inning Stats	R: 1 H: 1 E: 0 LOB: 0 K: 1 BB: 0 S: 6 P: 6	R: 0 H: 1 E: 0 LOB: 1 K: 1 BB: 0 S: 6 P: 6	R: 0 H: 0 E: 0 LOB: 2 K: 3 BB: 2 S: 9 P: 17	R: 1 H: 2 E: 0 LOB: 1 K: 1 BB: 0 S: 7 P: 7	R: 0 H: 1 E: 0 LOB: 1 K: 0 BB: 0 S: 4 P: 4	R: 0 H: 0 E: 0 LOB: 0 K: 0 BB: 0 S: 3 P: 3	R: 0 H: 0 E: 0 LOB: 0 K: 2 BB: 0 S: 7 P: 7	R: 2 H: 3 E: 0 LOB: 1 K: 0 BB: 0 S: 5 P: 5		1B: 3 SF: 0 2B: 4 SAC: 1 3B: 0 DP: 1 HR: 2 HBP: 0						

PITCHER		IP	WLS	BF	H	R	ER	SO	BB	IBB	HBP	BLK	WP	HR	S	P	ERA	WHIP
Sam McDowell, L ERA: 3.71	(1, 1)	7.0	L	28	5	2	2	8	2	0	0	0	0	1	42	50	2.57	1.000
Orlando Pena, R ERA: 3.7	(8, 1)	1.0		5	3	2	2	0	0	0	0	0	0	1	5	5	18.00	3.000

PITCHER	IP	WLS	BF	H	R	ER	SO	BB	IBB	HBP	BLK	WP	HR	S	P	ERA	WHIP

BOTTOM

Cleveland Indians @ Washington Senators

D.C. Stadium, Washington, DC

Sun Jul 16 1967, 3:33 AM EDT

Att. 12,096 - Unknown

livebaseballscorecards.com

AB	30
R	4
H	8
RBI	4
BB	2
SO	8
LOB	13

WASHINGTON SENATORS

Cleveland Indians @ Washington Senators

D.C. Stadium, Washington, DC

Mon Jul 17 1967, 7:05 PM EDT

Att. 23,728 - Unknown

TOP

livebaseballscorecards.com

Batter	1	2	3	4	5	6	7	8	9	AB	R	H	RBI	BB	SO	LOB
Lee Maye, L (1, 7) OBP: 0.335, SLG: 0.482	F8		FC4-6 1B	4-3		F4			F7	5	0	1	0	0	0	2
Vic Davalillo, L (1, 8) OBP: 0.289, SLG: 0.338	1B 1B		FC4-6 FC5 BB 1-2f		G6-4-3 1B		5-3		5-3	3	0	2	0	0	0	1
Don Demeter, R (7, PH) OBP: 0.252, SLG: 0.370 (7, 9)										2	0	0	0	0	0	0
Chuck Hinton, R (1, 9) OBP: 0.311, SLG: 0.321 (7, 8)	F9		K		G6-4-3 1-2f		K		5-3	5	0	0	0	0	2	3
Fred Whitfield, L (1, 3) OBP: 0.291, SLG: 0.367	S 1-3 1B		BB 1-2		1B 1B E BB		1B			1	1	1	0	2	0	0
Tony Horton, R (7, PH) OBP: 0.265, SLG: 0.367 (7, 3)										1	0	1	0	0	0	0
Max Alvis, R (1, 5) OBP: 0.312, SLG: 0.405	K 1-2		FC5 2-3f		E 1-2 1B 1B		F9			4	0	1	0	0	1	5
Joe Azcue, R (1, 2) OBP: 0.356, SLG: 0.466		2B		4-3 BLK SF7 1B	E6 1-H 2-H 1B			F7		4	1	3	0	0	0	0
Pedro Gonzalez, R (1, 4) OBP: 0.267, SLG: 0.261	K			4-3 1-3	K 1B			1B 1B		3	0	0	0	0	2	2
Chico Salmon, R (8, PH) OBP: 0.286, SLG: 0.319 (8, 4)										1	0	1	0	0	0	0
Larry Brown, R (1, 6) OBP: 0.323, SLG: 0.350	F1			SF7 3-H		K 1B		G1-4-3 1-2 1B		3	0	2	1	0	0	1
Luis Tiant, R (1, 1) OBP: 0.302, SLG: 0.452	K2-3					K		G1-4-3 1-2f		3	0	1	0	0	2	2
Bob Allen, L (6, 1)										0	0	0	0	0	0	0
Steve Bailey, R (7, 1)										0	0	0	0	0	0	0
Rocky Colavito, R (8, PH) OBP: 0.335, SLG: 0.392										1	0	0	0	0	0	2
George Culver, R (8, 1) OBP: 0.333, SLG: 0.333										0	0	0	0	0	0	0
Inning Stats	R: 0 E: 0 K: 1 S: 7 H: 2 LOB: 2 BB: 0 P: 7	R: 0 E: 0 K: 2 S: 8 H: 1 LOB: 1 BB: 0 P: 8	R: 0 E: 0 K: 1 S: 6 H: 1 LOB: 2 BB: 1 P: 10	R: 1 E: 0 K: 0 S: 5 H: 2 LOB: 1 BB: 0 P: 5	R: 1 E: 1 K: 0 S: 4 H: 3 LOB: 2 BB: 1 P: 8	R: 0 E: 0 K: 2 S: 8 H: 1 LOB: 1 BB: 0 P: 8	R: 0 E: 0 K: 1 S: 6 H: 1 LOB: 1 BB: 0 P: 6	R: 0 E: 0 K: 0 S: 4 H: 2 LOB: 1 BB: 0 P: 4	R: 0 E: 0 K: 0 S: 3 H: 0 LOB: 0 BB: 0 P: 3	1B: 12 2B: 1 3B: 0 HR: 0	SF: 1 SAC: 0 DP: 2 HBP: 0						

PITCHER	IP	WLS	BF	H	R	ER	SO	BB	IBB	HBP	BLK	WP	HR	S	P	ERA	WHIP
Joe Coleman, R (1, 1) ERA: 4.85	5.0	W	24	9	2	1	4	2	0	0	1	0	0	30	38	1.80	2.200
Darold Knowles, L (6, 1) ERA: 2.62	4.0	S	15	4	0	0	3	0	0	0	0	0	0	21	21	0.00	1.000

PITCHER	IP	WLS	BF	H	R	ER	SO	BB	IBB	HBP	BLK	WP	HR	S	P	ERA	WHIP

AB	36
R	2
H	13
RBI	1
BB	2
SO	7
LOB	18

WP: 0 PB: 0 SB: 1 CS: 0 PA: 39

BOTTOM

Cleveland Indians @ Washington Senators

D.C. Stadium, Washington, DC

Mon Jul 17 1967, 7:05 PM EDT

Att. 23,728 - Unknown

livebaseballscorecards.com

Batter	1	2	3	4	5	6	7	8	9	AB	R	H	RBI	BB	SO	LOB
Ed Stroud, L (1, 8) OBP: 0.301, SLG: 0.248	4-3		FC5 1B, 1B, BB	F8		FC4-2 1-2 3-H		K2-3		4	1	0	0	1	1	3
Ken McMullen, R (1, 5) OBP: 0.284, SLG: 0.354	5-3		FC5, 1B 1-2	F5		5-3		4-3		5	1	1	0	0	0	3
Frank Howard, R (1, 7) OBP: 0.330, SLG: 0.528 Hank Allen, R (4, 7) OBP: 0.256, SLG: 0.282	BB		FC5, 1B, 1B 1-2 2-3		K		F9, 1B			1 2	1 0	0 1	0 0	1 0	0 1	2 0
Fred Valentine, S (1, 9) OBP: 0.336, SLG: 0.343	K		K		G4-6-3, 1B		S 1-2			4	0	2	0	0	2	4
Mike Epstein, L (1, 3) OBP: 0.326, SLG: 0.417		F7	1B 1-3 2-H 3-H		G4-6-3 1-2f		K			4	0	1	2	0	1	3
Paul Casanova, R (1, 2) OBP: 0.288, SLG: 0.378		BB	1-2 3-H			E, 1B, 1B	F9 2-3			3	1	2	1	1	0	2
Bernie Allen, L (1, 4) OBP: 0.235, SLG: 0.247		F9	F8			F9	BB 1-2			3	0	0	0	1	0	4
Tim Cullen, R (1, 6) OBP: 0.348, SLG: 0.287		F8		1B		1B, E, FC4-2 1-2	F8			4	0	2	0	0	0	4
Joe Coleman, R (1, 1) OBP: 0.161, SLG: 0.107 Darold Knowles, L (6, 1) OBP: 0.125, SLG: 0.125			K	F2		FC4-2 1-3 2-H		F7		2 2	0 0	0 1	0 1	0 0	1 0	1 0
Inning Stats	R: 0 E: 0 K: 1 S: 5 H: 0 LOB: 1 BB: 1 P: 9	R: 0 E: 0 K: 0 S: 3 H: 0 LOB: 1 BB: 1 P: 7	R: 3 E: 0 K: 2 S: 11 H: 3 LOB: 2 BB: 1 P: 15	R: 0 E: 0 K: 0 S: 4 H: 1 LOB: 1 BB: 0 P: 4	R: 0 E: 0 K: 1 S: 5 H: 1 LOB: 0 BB: 0 P: 5	R: 1 E: 1 K: 0 S: 6 H: 3 LOB: 2 BB: 0 P: 6	R: 0 E: 0 K: 1 S: 7 H: 2 LOB: 3 BB: 1 P: 11	R: 0 E: 0 K: 1 S: 5 H: 0 LOB: 0 BB: 0 P: 5		1B: 10 2B: 0 3B: 0 HR: 0 SF: 0 SAC: 0 DP: 1 HBP: 0						

	AB	34
	R	4
	H	10
	RBI	4
	BB	4
	SO	6
	LOB	26

WP: 0 PB: 0 SB: 1 CS: 0 PA: 38

PITCHER		IP	WLS	BF	H	R	ER	SO	BB	IBB	HBP	BLK	WP	HR	S	P	ERA	WHIP
Luis Tiant, R ERA: 2.72	(1, 1)	5.1	L	26	7	4	4	4	3	0	0	0	0	0	31	43	6.75	1.875
Bob Allen, L ERA: 2.91	(6, 1)	1.0		6	3	0	0	1	0	0	0	0	0	0	8	8	0.00	3.000
Steve Bailey, R ERA: 3.24	(7, 1)	0.2		3	0	0	0	0	1	0	0	0	0	0	2	6	0.00	1.500
George Culver, R ERA: 3.23	(8, 1)	1.0		3	0	0	0	1	0	0	0	0	0	0	5	5	0.00	0.000

PITCHER	IP	WLS	BF	H	R	ER	SO	BB	IBB	HBP	BLK	WP	HR	S	P	ERA	WHIP

Washington Senators @ Detroit Tigers

Tiger Stadium, Detroit, MI

Tue Jul 18 1967, 7:05 PM EDT

Att. 7,710 - Unknown

TOP

livebaseballscorecards.com

Batter	1	2	3	4	5	6	7	8	9	AB	R	H	RBI	BB	SO	LOB
Ed Stroud, L (1, 8) OBP: 0.307, SLG: 0.259	6-3			G4-6-3 BB		F8			1B 2B	3	1	1	0	1	0	0
Ken McMullen, R (1, 5) OBP: 0.280, SLG: 0.349	6-3			F5			K		5-3	4	0	0	0	0	1	2
Fred Valentine, S (1, 9) OBP: 0.334, SLG: 0.339	K			G4-6-3 1-2f			F9		1B E BB	3	1	0	0	1	1	1
Mike Epstein, L (1, 3) OBP: 0.324, SLG: 0.409		F4			F8		BB		F9	3	0	0	0	1	0	2
Paul Casanova, R (1, 2) OBP: 0.287, SLG: 0.376		F7			6-3		5-3		E 1B 1-2 2-H	4	0	1	1	0	0	1
Hank Allen, R (1, 7) OBP: 0.264, SLG: 0.306		F9			3B			K	E7 1B 1-3 2-H	4	0	2	1	0	1	0
Bernie Allen, L (1, 4) OBP: 0.236, SLG: 0.247			F3		K			6-3 1B	K	4	0	1	0	0	2	3
Tim Cullen, R (1, 6) OBP: 0.342, SLG: 0.281			F8			K		6-3 1-2		3	0	0	0	0	1	1
Camilo Pascual, R (1, 1) OBP: 0.206, SLG: 0.156			4-3			F9		K		1	0	0	0	0	0	0
Casey Cox, R (4, 1)										0	0	0	0	0	0	0
Dick Nen, L (6, PH) OBP: 0.295, SLG: 0.370										1	0	0	0	0	0	0
Bob Priddy, R (6, 1) OBP: 0.564, SLG: 0.222										0	0	0	0	0	0	0
Frank Howard, R (8, PH) OBP: 0.329, SLG: 0.526										1	0	0	0	0	1	1
Dick Lines, R (8, 1) OBP: 0.375, SLG: 0.167										0	0	0	0	0	0	0

	AB	31
	R	2
	H	5
	RBI	2
	BB	3
	SO	7
	LOB	11

Inning Stats										
	R: 0	H: 0	R: 0	H: 0	R: 0	H: 0	R: 0	H: 0	R: 0	H: 1
	E: 0	LOB: 0	E: 0	LOB: 0	E: 0	LOB: 0	E: 0	LOB: 0	E: 0	LOB: 1
	K: 1	BB: 0	K: 0	BB: 0	K: 0	BB: 1	K: 1	BB: 0	K: 1	BB: 0
	S: 5	P: 5	S: 3	P: 3	S: 3	P: 3	S: 2	P: 6	S: 6	P: 6

	R: 0	H: 0	R: 0	H: 0	R: 0	H: 1	R: 2	H: 3
	E: 0	LOB: 0	E: 0	LOB: 1	E: 0	LOB: 1	E: 1	LOB: 2
	K: 1	BB: 0	K: 2	BB: 0	K: 1	BB: 1	K: 1	BB: 1
	S: 5	P: 5	S: 5	P: 9	S: 8	P: 8	S: 8	P: 12

	1B: 3	SF: 0	WP: 0	PA: 34
	2B: 1	SAC: 0	PB: 0	
	3B: 1	DP: 1	SB: 0	
	HR: 0	HBP: 0	CS: 0	

PITCHER	IP	WLS	BF	H	R	ER	SO	BB	IBB	HBP	BLK	WP	HR	S	P	ERA	WHIP
Earl Wilson, R (1, 1) ERA: 3.72	9.0	W	34	5	2	2	7	3	0	0	0	0	0	45	57	2.00	0.889

PITCHER	IP	WLS	BF	H	R	ER	SO	BB	IBB	HBP	BLK	WP	HR	S	P	ERA	WHIP

BOTTOM

Washington Senators @ Detroit Tigers

Tiger Stadium, Detroit, MI

Tue Jul 18 1967, 7:05 PM EDT

Att. 7,710 - Unknown

livebaseballscorecards.com

Batter	1	2	3	4	5	6	7	8	9	AB	R	H	RBI	BB	SO	LOB
Dick McAuliffe, L (1, 4) OBP: 0.375, SLG: 0.473	0-0 ① 4-3		BBBB 4-0 3B BB	0-0 1-3 2-H E 2B		0-0 ③ F9		SSS 0-3 ② K		4	2	1	1	1	1	2
Don Wert, R (1, 5) OBP: 0.309, SLG: 0.313	0-0 G5-3 BB 1B		0-0 ② F8	H 1-0 E HBP			0-0 ① 6-3	0-0 ③ 5-3		4	0	1	0	0	0	3
Norm Cash, L (1, 3) OBP: 0.372, SLG: 0.428	BBBB 4-0 1-2 BB		0-0 1-H 3B	0-0 ② 1-3 2-H 3-Hf FC3-2			0-0 ② G3			3	0	1	1	1	0	2
Willie Horton, R (1, 7) OBP: 0.335, SLG: 0.483 Lenny Green, L (7, PR) (8, 7) OBP: 0.292, SLG: 0.383	0-0 ②③ G5-3 2-3f		BBBB 4-0 BB	0-0 ③ 6-3			0-0 1B			3 0	0 0	1 0	0 0	1 0	0 0	4 0
Bill Freehan, R (1, 2) OBP: 0.390, SLG: 0.469		0-0 ① F7	0-0 ③ F3		0-0 ① 5-3		0-0 ③ F3			4	0	0	0	0	0	3
Jim Northrup, L (1, 9) OBP: 0.328, SLG: 0.375		0-0 ② 4-3		0-0 ① 4-3	0-0 ② L5			0-0 PB 1B 2B		4	1	1	0	0	0	0
Mickey Stanley, R (1, 8) OBP: 0.260, SLG: 0.326	0-0 3B			0-0 HBP 1B 1B	SSS 0-3 ③ K			SSS 0-3 ① K		4	1	2	0	0	2	1
Ray Oyler, R (1, 6) OBP: 0.282, SLG: 0.270	SSS 0-3 ③ K			H 1-0 1-2 1B 2B HBP		0-0 ① 5-3		BBBB 4-0 2-3 1B BB		2	1	0	0	1	1	1
Earl Wilson, R (1, 1) OBP: 0.238, SLG: 0.356			0-0 ① 6-3	0-0 1-2 2-H 2B FC3-2 1B		0-0 ② 6-3		0-0 1-2 3-H 1B		4	0	2	2	0	0	0
Inning Stats	R: 0 E: 0 K: 0 S: 3 H: 1 LOB: 1 BB: 1 P: 7	R: 0 E: 0 K: 1 S: 6 H: 1 LOB: 1 BB: 0 P: 6	R: 1 E: 0 K: 0 S: 4 H: 1 LOB: 2 BB: 2 P: 12	R: 3 E: 1 K: 0 S: 6 H: 3 LOB: 2 BB: 0 P: 8	R: 0 E: 0 K: 1 S: 5 H: 0 LOB: 0 BB: 0 P: 5	R: 0 E: 0 K: 0 S: 3 H: 0 LOB: 0 BB: 0 P: 3	R: 0 E: 0 K: 0 S: 4 H: 1 LOB: 1 BB: 0 P: 4	R: 1 E: 0 K: 2 S: 9 H: 2 LOB: 2 BB: 1 P: 13		1B: 5 2B: 2 3B: 2 HR: 0	SF: 0 SAC: 0 DP: 1 HBP: 2					

	AB	32
	R	5
	H	9
	RBI	4
	BB	4
	SO	4
	LOB	16

PITCHER		IP	WLS	BF	H	R	ER	SO	BB	IBB	HBP	BLK	WP	HR	S	P	ERA	WHIP
Camilo Pascual, R ERA: 3.14	(1, 1)	3.1	L	20	6	4	3	1	3	0	2	0	0	0	17	31	8.10	2.700
Casey Cox, R ERA: 2.9	(4, 1)	1.2		5	0	0	0	1	0	0	0	0	0	0	7	7	0.00	0.000
Bob Priddy, R ERA: 4.26	(6, 1)	2.0		7	1	0	0	0	0	0	0	0	0	0	7	7	0.00	0.500
Dick Lines, L ERA: 2.89	(8, 1)	1.0		6	2	1	1	2	1	0	0	0	0	0	9	13	9.00	3.000

PITCHER	IP	WLS	BF	H	R	ER	SO	BB	IBB	HBP	BLK	WP	HR	S	P	ERA	WHIP

WP: 0	PB: 1	SB: 0	CS: 0	PA: 38													

Batter	1	2	3	4	5	6	7	8	9	AB	R	H	RBI	BB	SO	LOB
Tim Cullen, R (1, 6) OBP: 0.354, SLG: 0.297	1B		FC5-4		1-6		FC6		5-3	5	1	4	0	0	0	0
Ken McMullen, R (1, 5) OBP: 0.279, SLG: 0.347	F8		FC5-4		1-6		K		1B	5	1	1	0	0	1	6
Cap Peterson, R (1, 9) OBP: 0.325, SLG: 0.376	1B		F8		6-3		FC6		K	5	1	1	0	0	1	5
Fred Valentine, S (1, 7) OBP: 0.336, SLG: 0.340	S 1B		F7			F8		F7	E	5	1	2	1	0	0	1
Paul Casanova, R (1, 2) OBP: 0.292, SLG: 0.380	K			G3		F8		4-3	E8	5	0	3	2	0	0	0
Hank Allen, R (1, 8) OBP: 0.269, SLG: 0.310	K			K				BB HBP	4-3	5	0	2	0	0	2	4
Mike Epstein, L (1, 3) OBP: 0.323, SLG: 0.401		K		G3		4-3		BB		3	0	0	0	0	1	2
Bernie Allen, L (1, 4) OBP: 0.236, SLG: 0.242		F8		4-3			4-3	BB		3	0	0	0	1	0	1
Phil Ortega, R (1, 1) OBP: 0.146, SLG: 0.054		6-3			BB		BB	K		2	0	0	0	2	1	3
Darold Knowles, L (8, 1) OBP: 0.125, SLG: 0.125										0	0	0	0	0	0	0
Inning Stats	R: 2 E: 0 K: 1 S: 8 H: 4 LOB: 1 BB: 0 P: 8	R: 0 E: 0 K: 1 S: 5 H: 0 LOB: 0 BB: 0 P: 5	R: 0 E: 0 K: 0 S: 4 H: 1 LOB: 1 BB: 0 P: 4	R: 0 E: 0 K: 1 S: 6 H: 1 LOB: 1 BB: 0 P: 6	R: 0 E: 0 K: 0 S: 3 H: 1 LOB: 1 BB: 1 P: 7	R: 0 E: 0 K: 0 S: 4 H: 1 LOB: 1 BB: 0 P: 4	R: 0 E: 0 K: 1 S: 6 H: 1 LOB: 2 BB: 1 P: 10	R: 0 E: 0 K: 1 S: 6 H: 1 LOB: 3 BB: 1 P: 11	R: 2 E: 1 K: 1 S: 8 H: 3 LOB: 1 BB: 0 P: 8	1B: 13 2B: 1 3B: 0 HR: 0	SF: 0 SAC: 0 DP: 1 HBP: 1						

TOP

Washington Senators @ Detroit Tigers

Tiger Stadium, Detroit, MI

Wed Jul 19 1967, 7:05 PM EDT

Att. 10,383 - Unknown

livebaseballscorecards.com

AB	38
R	4
H	13
RBI	3
BB	3
SO	6
LOB	22

PITCHER		IP	WLS	BF	H	R	ER	SO	BB	IBB	HBP	BLK	WP	HR	S	P	ERA	WHIP
Mickey Lolich, L ERA: 4.47	(1, 1)	7.0		30	9	2	2	4	2	0	0	0	0	0	36	44	2.57	1.571
Fred Gladding, R ERA: 2.03	(8, 1)	2.0	L	12	4	2	1	2	1	0	1	0	0	0	14	19	4.50	2.500

PITCHER		IP	WLS	BF	H	R	ER	SO	BB	IBB	HBP	BLK	WP	HR	S	P	ERA	WHIP

Batter	1	2	3	4	5	6	7	8	9	AB	R	H	RBI	BB	SO	LOB
Lenny Green, L (1, 7) OBP: 0.288, SLG: 0.373	F7	F2			F7			6-3, 1B; 1B		4	1	1	0	0	0	3
Don Wert, R (1, 5) OBP: 0.308, SLG: 0.322	HR		F7		G5-4-3; 1-2f			F9		4	1	1	1	0	0	2
Dick McAuliffe, L (1, 4) (8, 6) OBP: 0.376, SLG: 0.471	BB; 1B		4-3			F5		1B, 6-3; 1-2		3	0	1	0	1	0	0
Norm Cash, L (1, 3) OBP: 0.371, SLG: 0.425	F8		FC6-4; 1B			F9		6-3; 1-2; 2-3		4	0	1	0	0	0	3
Bill Freehan, R (1, 2) OBP: 0.394, SLG: 0.471	1B; 1-3		FC6-4; 1-2f			1B		1B; IBB		3	0	2	0	1	0	1
Jim Northrup, L (1, 9) OBP: 0.327, SLG: 0.374	K			F5		F7		1-2; 2-3; 3-H; 1B		4	0	1	1	0	1	3
Mickey Stanley, R (1, 8) OBP: 0.255, SLG: 0.319		F8		F9			F8		4-3	4	0	0	0	0	0	0
Ray Oyler, R (1, 6) OBP: 0.285, SLG: 0.270		HBP; SH1-3		K			4-3		F6	0	0	0	0	0	0	0
Dick Tracewski, R (2, PR) (3, 6) OBP: 0.296, SLG: 0.300										1	0	0	0	0	1	0
Jerry Lumpe, L (7, PH) (8, 4) OBP: 0.281, SLG: 0.272										2	0	0	0	0	0	0
Mickey Lolich, S (1, 1) OBP: 0.286, SLG: 0.194		SH1-3; 1-2			G5-4-3; 1B		1-3		1-3	1	0	1	0	0	0	0
Willie Horton, R (7, PH) OBP: 0.333, SLG: 0.481										1	0	0	0	0	0	0
Fred Gladding, L (8, 1)										0	0	0	0	0	0	0
Jim Landis, R (9, PH) OBP: 0.339, SLG: 0.337										1	0	0	0	0	0	0
Inning Stats	R: 1 E: 0 K: 1 S: 7 / H: 2 LOB: 2 BB: 1 P: 11	R: 0 E: 0 K: 0 S: 3 / H: 0 LOB: 2 BB: 0 P: 4	R: 0 E: 0 K: 0 S: 4 / H: 1 LOB: 1 BB: 0 P: 4	R: 0 E: 0 K: 1 S: 5 / H: 0 LOB: 0 BB: 0 P: 5	R: 0 E: 0 K: 0 S: 3 / H: 1 LOB: 0 BB: 0 P: 3	R: 0 E: 0 K: 0 S: 4 / H: 1 LOB: 1 BB: 0 P: 4	R: 0 E: 0 K: 0 S: 3 / H: 0 LOB: 0 BB: 0 P: 3	R: 1 E: 0 K: 0 S: 5 / H: 3 LOB: 2 BB: 1 P: 9	R: 0 E: 0 K: 0 S: 3 / H: 0 LOB: 0 BB: 0 P: 3	1B: 7 2B: 0 3B: 0 HR: 1	SF: 0 SAC: 1 DP: 1 HBP: 1						

PITCHER	IP	WLS	BF	H	R	ER	SO	BB	IBB	HBP	BLK	WP	HR	S	P	ERA	WHIP
Phil Ortega, R (1, 1) ERA: 3.42	7.1		29	6	2	2	2	1	0	1	0	0	1	31	36	2.46	0.955
Darold Knowles, L (8, 1) ERA: 2.54	1.2	W	7	2	0	0	0	0	1	0	0	0	0	6	10	0.00	1.200

PITCHER	IP	WLS	BF	H	R	ER	SO	BB	IBB	HBP	BLK	WP	HR	S	P	ERA	WHIP

BOTTOM

Washington Senators @ Detroit Tigers

Tiger Stadium, Detroit, MI

Wed Jul 19 1967, 7:05 PM EDT

Att. 10,383 - Unknown

livebaseballscorecards.com

AB	32
R	2
H	8
RBI	2
BB	2
SO	2
LOB	12

1B: 7	SF: 0	WP: 0	PA: 36
2B: 0	SAC: 1	PB: 0	
3B: 0	DP: 1	SB: 0	
HR: 1	HBP: 1	CS: 0	

Washington Senators @ Detroit Tigers

Tiger Stadium, Detroit, MI

Thu Jul 20 1967, 7:05 PM EDT

Att. 8,663 - Unknown

TOP

livebaseballscorecards.com

Batter	1	2	3	4	5	6	7	8	9	AB	R	H	RBI	BB	SO	LOB
Ed Stroud, L (1, 8) OBP: 0.298, SLG: 0.250	F8		4-3		K		4-3 1-2 3-H		K	4	0	0	1	0	1	2
Dick Lines, R (7, 1) OBP: 0.375, SLG: 0.167										0	0	0	0	0	0	0
Bob Saverine, S (9, PH) OBP: 0.296, SLG: 0.299										1	0	0	0	0	1	0
Ken McMullen, R (1, 5) OBP: 0.278, SLG: 0.345	K		1B			F6	K		F8	5	0	1	0	0	2	1
Frank Howard, R (1, 7) OBP: 0.331, SLG: 0.524	K		F6			FC6-4 1B		E 6-3 E BB		3	1	1	0	1	1	1
Fred Valentine, S (1, 9) OBP: 0.334, SLG: 0.336		1B 6-3 BB		6-3		FC6-4 BB 1-2f		F6		3	1	0	0	1	0	2
Mike Epstein, L (1, 3) OBP: 0.321, SLG: 0.394		K		F8		1-2 BB		6-3 1-2		3	0	0	0	1	1	2
Paul Casanova, R (1, 2) OBP: 0.292, SLG: 0.378		6-3 1-3 1B		6-3		4-3		E6 E 2-3		4	1	1	0	0	0	3
Bernie Allen, L (1, 4) OBP: 0.242, SLG: 0.254		6-3 1-2 3-H			6-3		1B 5-3 4-3 1B	E5 1-H 3-H 2B		4	1	2	3	0	0	1
Tim Cullen, R (1, 6) OBP: 0.352, SLG: 0.291		4-3			BB		5-3 1-2	K		3	0	0	0	1	1	3
Barry Moore, L (1, 1) OBP: 0.139, SLG: 0.182										1	0	0	0	0	1	0
Casey Cox, R (3, 1)										0	0	0	0	0	0	0
Dick Nen, L (5, PH) OBP: 0.292, SLG: 0.366										1	0	0	0	0	0	1
Bob Priddy, R (5, 1) OBP: 0.564, SLG: 0.222										0	0	0	0	0	0	0
Hank Allen, R (7, PH) OBP: 0.272, SLG: 0.313										2	0	1	0	0	0	0
(7, 8)					K	F6	4-3 2-3		F9							

	AB	34
	R	4
	H	6
	RBI	4
	BB	4
	SO	8
	LOB	16

Inning Stats	1	2	3	4	5	6	7	8	9
	R: 0 E: 0 K: 2 S: 7	H: 0 LOB: 0 BB: 0 P: 7	R: 1 E: 0 K: 1 S: 6	H: 1 LOB: 1 BB: 1 P: 10	R: 0 E: 0 K: 1 S: 6	H: 1 LOB: 1 BB: 0 P: 6	R: 0 E: 0 K: 0 S: 3	H: 0 LOB: 0 BB: 0 P: 3	R: 0 E: 0 K: 1 S: 5	H: 0 LOB: 1 BB: 1 P: 9	R: 0 E: 0 K: 0 S: 4	H: 1 LOB: 2 BB: 1 P: 8	R: 1 E: 0 K: 1 S: 7	H: 2 LOB: 1 BB: 0 P: 7	R: 2 E: 2 K: 1 S: 7	H: 1 LOB: 1 BB: 1 P: 11	R: 0 E: 0 K: 1 S: 5	H: 0 LOB: 0 BB: 0 P: 5

	1B: 5	SF: 0	WP: 0	PA: 38
	2B: 1	SAC: 0	PB: 0	
	3B: 0	DP: 0	SB: 0	
	HR: 0	HBP: 0	CS: 0	

PITCHER		IP	WLS	BF	H	R	ER	SO	BB	IBB	HBP	BLK	WP	HR	S	P	ERA	WHIP
Joe Sparma, R ERA: 3.98	(1, 1)	7.2	W	34	6	4	2	6	4	0	0	0	0	0	42	58	2.35	1.304
Mike Marshall, R ERA: 0.92	(8, 1)	1.1	S	4	0	0	0	2	0	0	0	0	0	0	8	8	0.00	0.000

PITCHER	IP	WLS	BF	H	R	ER	SO	BB	IBB	HBP	BLK	WP	HR	S	P	ERA	WHIP

Batter	1	2	3	4	5	6	7	8	9	AB	R	H	RBI	BB	SO	LOB
Jim Landis, R (1, 9) OBP: 0.340, SLG: 0.339	K		3B 1B	5-3		F9		6-3 SH2-3 1B		5	1	2	0	0	1	1
Dick McAuliffe, L (1, 4) OBP: 0.377, SLG: 0.488	HR		1-H G6-4-3 3B		3-1		K	SH2-3 1-2		4	2	2	2	0	1	0
Don Wert, R (1, 5) OBP: 0.312, SLG: 0.329	SF8 3B		H G6-4-3 HBP		6-3		E 1B 1B	6-3 2-3		4	2	2	0	0	0	1
Willie Horton, R (1, 7) OBP: 0.333, SLG: 0.486	SF8 3-H		G6-4-3 1-2f 3-H		WP 1B 2B		E3 1B PB 1-3	6-3		2	0	1	1	0	0	1
Lenny Green, L (5, PR) (6, 7) OBP: 0.278, SLG: 0.358										2	2	0	0	0	0	2
Bill Freehan, R (1, 2) OBP: 0.395, SLG: 0.468	F4		3-1		BB 1B		PB 1B IBB			2	0	0	0	2	0	0
Norm Cash, L (1, 3) OBP: 0.372, SLG: 0.424		F8		1B 1B HBP	FC5-4 1B 1-2 2-H		K			3	1	1	1	0	1	3
Mickey Stanley, R (1, 8) OBP: 0.265, SLG: 0.328		FC6-4 1B	SH1-3 1B 1-3		FC5-4 1-2f		PB 1-2 2-3 3-H			4	0	3	1	0	0	2
Ray Oyler, R (1, 6) OBP: 0.284, SLG: 0.270		FC6-4 1-2f	SH1-3 1-2 3-H 1B			F7	K FC4-6 1-2 2-3 3-H			4	0	1	1	0	1	3
Joe Sparma, R (1, 1) OBP: 0.043, SLG: 0.022		4-3	SH1-3 1-2 2-3			K	FC4-6 1-2f			3	0	0	0	0	1	4
Mike Marshall, R (8, 1) OBP: 0.250, SLG: 0.250										0	0	0	0	0	0	0
Inning Stats	R: 2 H: 2 E: 0 LOB: 0 K: 1 BB: 0 S: 7 P: 7	R: 0 H: 1 E: 0 LOB: 1 K: 0 BB: 0 S: 4 P: 4	R: 2 H: 2 E: 0 LOB: 0 K: 0 BB: 0 S: 4 P: 5	R: 1 H: 2 E: 0 LOB: 1 K: 0 BB: 0 S: 4 P: 5	R: 1 H: 2 E: 0 LOB: 2 K: 0 BB: 1 S: 5 P: 9	R: 0 H: 0 E: 0 LOB: 0 K: 1 BB: 0 S: 5 P: 5	R: 2 H: 2 E: 1 LOB: 3 K: 3 BB: 1 S: 13 P: 17	R: 0 H: 1 E: 0 LOB: 1 K: 0 BB: 0 S: 4 P: 4		1B: 8 SF: 1 2B: 1 SAC: 2 3B: 2 DP: 1 HR: 1 HBP: 2						

PITCHER		IP	WLS	BF	H	R	ER	SO	BB	IBB	HBP	BLK	WP	HR	S	P	ERA	WHIP
Barry Moore, L ERA: 4.24	(1, 1)	2.0	L	11	5	4	4	1	0	0	0	0	0	1	13	13	18.00	2.500
Casey Cox, R ERA: 3.0	(3, 1)	2.0		8	2	1	1	0	0	0	2	0	0	0	6	8	4.50	1.000
Bob Priddy, R ERA: 4.27	(5, 1)	2.0		9	2	1	1	1	1	0	0	0	1	0	10	14	4.50	1.500
Dick Lines, L ERA: 2.79	(7, 1)	2.0		12	3	2	0	3	0	1	0	0	0	0	17	21	0.00	1.500

PITCHER	IP	WLS	BF	H	R	ER	SO	BB	IBB	HBP	BLK	WP	HR	S	P	ERA	WHIP

BOTTOM

Washington Senators @ Detroit Tigers

Tiger Stadium, Detroit, MI

Thu Jul 20 1967, 7:05 PM EDT

Att. 8,663 - Unknown

livebaseballscorecards.com

AB	33
R	8
H	12
RBI	6
BB	2
SO	5
LOB	17

Batter	1	2	3	4	5	6	7	8	9	AB	R	H	RBI	BB	SO	LOB
Ed Stroud, L (1, 8) OBP: 0.301, SLG: 0.256	5-3 1B		F7		FC5-2 1B 2-3		4-3		6-3	5	2	2	0	0	0	0
Ken McMullen, R (1, 5) OBP: 0.280, SLG: 0.341	5-3 1-2		BB		FC5-2 BB		K		6-3	3	1	0	0	2	1	1
Frank Howard, R (1, 7) OBP: 0.327, SLG: 0.517	K		K		FC5-2 1-2 2-3 3-Hf		5-3		F8	4	0	0	0	0	2	5
Hank Allen, R (7, 7) OBP: 0.270, SLG: 0.310										1	0	0	0	0	0	0
Fred Valentine, S (1, 9) OBP: 0.340, SLG: 0.340	S 2-H		5-3		1-2 2-H 3-H			FC3-6 BB		3	0	2	3	1	0	1
Mike Epstein, L (1, 3) OBP: 0.314, SLG: 0.385	K 1-2			K	K			FC3-6 1-5-3 1B 1-2f WP		4	1	0	0	0	3	4
Paul Casanova, R (1, 2) OBP: 0.291, SLG: 0.376		5-3		1-3		F3		WP 1-5-3 1-2		4	0	1	0	0	0	0
Bernie Allen, L (1, 4) OBP: 0.242, SLG: 0.254		1B		K		G3		1-5-3 1-2 2-3		4	0	1	0	0	1	2
Tim Cullen, R (1, 6) OBP: 0.360, SLG: 0.298		F8			1B SH3-4 FC5-2 1B	1B		WP IBB		3	0	2	0	1	0	1
Frank Bertaina, L (1, 1) OBP: 0.053, SLG: 0.053		6-3			SH3-4 1-2	F8		K 1-2 2-3 3-H		1	0	0	0	0	0	1
Bob Humphreys, R (5, 1) OBP: 0.250, SLG: 0.100										2	0	0	0	0	1	3
Darold Knowles, L (8, 1) OBP: 0.125, SLG: 0.125										0	0	0	0	0	0	0
Inning Stats	R: 1 E: 0 K: 2 S: 9 H: 2 LOB: 1 BB: 0 P: 9	R: 0 E: 0 K: 0 S: 4 H: 1 LOB: 1 BB: 0 P: 4	R: 0 E: 0 K: 1 S: 5 H: 0 LOB: 1 BB: 1 P: 9	R: 0 E: 0 K: 2 S: 7 H: 0 LOB: 0 BB: 0 P: 7	R: 2 E: 0 K: 1 S: 8 H: 3 LOB: 2 BB: 1 P: 12	R: 0 E: 0 K: 0 S: 4 H: 1 LOB: 1 BB: 0 P: 4	R: 0 E: 0 K: 1 S: 5 H: 0 LOB: 0 BB: 0 P: 5	R: 1 E: 0 K: 1 S: 6 H: 1 LOB: 2 BB: 2 P: 14	R: 0 E: 0 K: 0 S: 3 H: 0 LOB: 0 BB: 0 P: 3	1B: 8 2B: 0 3B: 0 HR: 0 SF: 0 SAC: 1 DP: 0 HBP: 0						

PITCHER	IP	WLS	BF	H	R	ER	SO	BB	IBB	HBP	BLK	WP	HR	S	P	ERA	WHIP
Tom Phoebus, R (1, 1) ERA: 3.03	5.0	L	23	6	3	3	6	2	0	0	0	0	0	33	41	5.40	1.600
Eddie Watt, R (6, 1) ERA: 1.99	2.0		7	1	0	0	1	0	0	0	0	0	0	9	9	0.00	0.500
Eddie Fisher, R (8, 1) ERA: 3.57	2.0		9	1	1	1	1	1	1	0	0	1	0	9	17	4.50	1.000

PITCHER	IP	WLS	BF	H	R	ER	SO	BB	IBB	HBP	BLK	WP	HR	S	P	ERA	WHIP

TOP

Washington Senators @ Baltimore Orioles

Memorial Stadium, Baltimore, MD

Fri Jul 21 1967, 7:05 PM EDT

Unknown

livebaseballscorecards.com

AB	34
R	4
H	8
RBI	3
BB	4
SO	8
LOB	18

WP: 1 PB: 0 SB: 1 CS: 0 PA: 39

BOTTOM

Washington Senators @ Baltimore Orioles

Memorial Stadium, Baltimore, MD

Fri Jul 21 1967, 7:05 PM EDT

Unknown

livebaseballscorecards.com

Batter	1	2	3	4	5	6	7	8	9	AB	R	H	RBI	BB	SO	LOB
Luis Aparicio, R (1, 6) OBP: 0.295, SLG: 0.326	BBBB 4-0 S SH1-3 BB		BBBB 4-0 BB		x 0-0 ③ F3		x 0-0 ③ F8			2	0	0	0	2	0	3
Curt Blefary, L (1, 9) OBP: 0.335, SLG: 0.431	x 0-0 ① SH1-3 1-2		SSS 0-3 ③ K			x 0-0 1B SF7 1B		x 0-0 ① 3-1		3	1	1	0	0	1	1
Paul Blair, R (1, 8) OBP: 0.347, SLG: 0.461	BBBB 4-0 G5-4-3 2-3 BB			x 0-0 ① 5-3		x 0-0 ① F8		x 0-0 HR		3	1	1	1	1	0	1
Brooks Robinson, R (1, 5) OBP: 0.339, SLG: 0.449	x 0-0 ②③ G5-4-3 1-2f			x 0-0 G1-4-3 1B		x 0-0 1-3 1B		x 0-0 HR		4	1	3	1	0	0	2
Curt Motton, R (1, 7) OBP: 0.333, SLG: 0.410		SSS 0-3 ① K		x 0-0 ②③ G1-4-3 1-2f		x 0-0 ② SF7 3-H		x 0-0 ② F2		3	0	0	1	0	1	1
Boog Powell, L (1, 3) OBP: 0.321, SLG: 0.367		BBBB 4-0 G6-4-3 BB			BBBB 4-0 1B BB	x 0-0 ③ 4-3		x 0-0 ③ F4		2	0	0	0	2	0	1
Davey Johnson, R (1, 4) OBP: 0.310, SLG: 0.351		x 0-0 ②③ G6-4-3 1-2f			x 0-0 ① F9		x 0-0 ① F9		x 0-0 FC1-6 1B	4	0	1	0	0	0	2
Andy Etchebarren, R (1, 2) OBP: 0.320, SLG: 0.353			SSS 0-3 ① K		x 0-0 1-2 1B		x 0-0 ② F7		x 0-0 ① FC1-6 G6-4-3 1-2f	4	0	1	0	0	1	1
Tom Phoebus, R (1, 1) OBP: 0.204, SLG: 0.239 Sam Bowens, R (5, PH) OBP: 0.254, SLG: 0.270 Eddie Watt, R (6, 1) OBP: 0.188, SLG: 0.071 Vic Roznovsky, L (7, PH) OBP: 0.275, SLG: 0.286 Bill Dillman, R (7, PR) OBP: 0.217, SLG: 0.217 Eddie Fisher, R (8, 1) OBP: 0.333, SLG: 0.200 Larry Haney, R (9, PH) OBP: 0.355, SLG: 0.408			SSS 0-3 ② K		x 0-0 ② F7		x 0-0 1B		x 0-0 ②③ G6-4-3 1-2f	1 1 0 1 0 0 0 1	0 0 0 0 0 0 0 0	0 0 0 1 0 0 0 0	0 0 0 0 0 0 0 0	0 0 0 0 0 0 0 0	1 2 0 0 0 0 0 1	0 0 0 0 0 0 0 0
Inning Stats	R: 0 E: 0 K: 0 S: 2 H: 0 LOB: 1 BB: 2 P: 10	R: 0 E: 0 K: 1 S: 4 H: 0 LOB: 0 BB: 1 P: 8	R: 0 E: 0 K: 3 S: 9 H: 0 LOB: 1 BB: 1 P: 13	R: 0 E: 0 K: 0 S: 3 H: 1 LOB: 0 BB: 0 P: 3	R: 0 E: 0 K: 0 S: 4 H: 1 LOB: 2 BB: 1 P: 8	R: 1 E: 0 K: 0 S: 5 H: 2 LOB: 1 BB: 0 P: 5	R: 0 E: 0 K: 0 S: 4 H: 1 LOB: 1 BB: 0 P: 4	R: 2 E: 0 K: 0 S: 5 H: 2 LOB: 0 BB: 0 P: 5	R: 0 E: 0 K: 0 S: 3 H: 1 LOB: 0 BB: 0 P: 3	1B: 6 2B: 0 3B: 0 HR: 2	SF: 1 SAC: 1 DP: 4 HBP: 0	WP: 0 PB: 0 SB: 1 CS: 0	PA: 36				

	AB	29
	R	3
	H	8
	RBI	3
	BB	5
	SO	4
	LOB	15

PITCHER		IP	WLS	BF	H	R	ER	SO	BB	IBB	HBP	BLK	WP	HR	S	P	ERA	WHIP
Frank Bertaina, L ERA: 2.77	(1, 1)	4.1		17	2	0	0	4	5	0	0	0	0	0	20	40	0.00	1.615
Bob Humphreys, R ERA: 4.25	(5, 1)	3.1	W	15	5	3	3	0	0	0	0	0	0	2	15	15	8.10	1.500
Darold Knowles, L ERA: 2.48	(8, 1)	1.1	S	4	1	0	0	0	0	0	0	0	0	0	4	4	0.00	0.750

PITCHER	IP	WLS	BF	H	R	ER	SO	BB	IBB	HBP	BLK	WP	HR	S	P	ERA	WHIP

Washington Senators @ Baltimore Orioles

Memorial Stadium, Baltimore, MD

Fri Jul 21 1967, 7:05 PM EDT

Att. 9,404 - Unknown

TOP

livebaseballscorecards.com

Batter	1	2	3	4	5	6	7	8	9	AB	R	H	RBI	BB	SO	LOB
Bob Saverine, S (1, 4) OBP: 0.295, SLG: 0.292	F8		F8			F3		BBB 4-0 1-2 2-3 2B BB		3	1	0	0	1	0	0
Dave Baldwin, R (8, 1)										0	0	0	0	0	0	0
Darold Knowles, L (8, 1) OBP: 0.125, SLG: 0.125										0	0	0	0	0	0	0
Ken McMullen, R (1, 5) OBP: 0.282, SLG: 0.346	SSS 0-3 K			0-0 4-1 1B		0-0 2B		SSS 0-3 K		4	0	2	0	0	2	3
Cap Peterson, R (1, 7) OBP: 0.324, SLG: 0.378	4-3			0-0 4-1 1-2		SSS 0-3 K		0-0 1-H 2-H 3-H 2B		4	0	1	3	0	1	2
Fred Valentine, S (1, 9) OBP: 0.339, SLG: 0.338		SSS 0-3 K		0-0 F8			0-0 G6-3 1B	0-0 F6		4	0	1	0	0	1	3
Hank Allen, R (1, 8) OBP: 0.270, SLG: 0.308		0-0 5-3 1B		0-0 4-3			0-0 G6-3 1-2f		0-0 1-3	4	0	1	0	0	0	2
Tim Cullen, R (1, 6) OBP: 0.353, SLG: 0.291		0-0 5-3 1-2			0-0 1-3		0-0 4-3		SSS 0-3 K	4	0	0	0	0	1	1
Dick Nen, L (1, 3) OBP: 0.291, SLG: 0.362		SSS 0-3 K			0-0 4-3			0-0 BB SH2-4 2B 1B	SSS 0-3 K	4	1	1	0	0	2	1
Doug Camilli, R (1, 2) OBP: 0.228, SLG: 0.241			0-0 5-3		0-0 L5			0-0 SH2-4 1-2		2	0	0	0	0	0	0
Joe Coleman, R (1, 1) OBP: 0.152, SLG: 0.100			SSS 0-3 K			0-0 6-3		III 4-0 BB 2B IBB		2	0	0	0	0	1	0
Frank Howard, R (8, PH) OBP: 0.329, SLG: 0.517										0	0	0	0	1	0	0
Bernie Allen, L (8, PR) OBP: 0.242, SLG: 0.254										0	1	0	0	0	0	0
(8, 4)																

	AB	31
	R	3
	H	6
	RBI	3
	BB	2
	SO	8
	LOB	12

Inning Stats																																		
	R: 0	E: 0	K: 1	S: 5	H: 0	LOB: 0	BB: 0	P: 5	R: 0	E: 0	K: 2	S: 8	H: 1	LOB: 1	BB: 0	P: 8	R: 0	E: 0	K: 1	S: 5	H: 0	LOB: 0	BB: 0	P: 5	R: 0	E: 0	K: 0	S: 4	H: 1	LOB: 1	BB: 0	P: 4	R: 0	E: 0	K: 0	S: 3	H: 0	LOB: 0	BB: 0	P: 3
	R: 0	E: 0	K: 1	S: 6	H: 1	LOB: 1	BB: 0	P: 6	R: 0	E: 0	K: 0	S: 3	H: 1	LOB: 0	BB: 0	P: 3	R: 3	E: 0	K: 1	S: 7	H: 2	LOB: 2	BB: 2	P: 15	R: 0	E: 0	K: 2	S: 7	H: 0	LOB: 0	BB: 0	P: 7	1B: 4	2B: 2	3B: 0	HR: 0	SF: 0	SAC: 1	DP: 1	HBP: 0	WP: 0	PB: 0	SB: 0	CS: 0	PA: 34

PITCHER		IP	WLS	BF	H	R	ER	SO	BB	IBB	HBP	BLK	WP	HR	S	P	ERA	WHIP
Dave McNally, L	(1, 1)	7.1	L	28	5	3	3	5	1	1	0	0	0	0	36	44	3.68	0.818
ERA: 4.76																		
Moe Drabowsky, R	(8, 1)	1.2		6	1	0	0	3	0	0	0	0	0	0	12	12	0.00	0.600
ERA: 0.85																		

PITCHER	IP	WLS	BF	H	R	ER	SO	BB	IBB	HBP	BLK	WP	HR	S	P	ERA	WHIP

Batter	1	2	3	4	5	6	7	8	9	AB	R	H	RBI	BB	SO	LOB
Luis Aparicio, R (1, 6) OBP: 0.295, SLG: 0.325	F4		4-3			K		1B SF8 1B		4	1	1	0	0	1	0
Russ Snyder, L (1, 7) (9, 9) OBP: 0.305, SLG: 0.352	BB		F7			F7		E 1-3 1B		3	0	1	0	1	0	0
Paul Blair, R (1, 8) OBP: 0.346, SLG: 0.458	F6			F9		1B		E5 1-2		4	0	1	0	0	0	3
Brooks Robinson, R (1, 5) OBP: 0.336, SLG: 0.444	F9			F3		F9		K		4	0	0	0	0	1	5
Curt Blefary, L (1, 9) OBP: 0.335, SLG: 0.430 Curt Motton, R (8, PH) OBP: 0.327, SLG: 0.410 (9, 7)		1B 1B		F6			F9	SF8 3-H		3 0	0 0	1 0	0 1	0 0	0 0	0 0
Boog Powell, L (1, 3) OBP: 0.326, SLG: 0.371	1-3 1B			FC6-4 1B			1B HBP	4-3		3	0	2	0	0	0	2
Davey Johnson, R (1, 4) OBP: 0.310, SLG: 0.350	F4			L5			1-3 1B		F9	4	0	1	0	0	0	2
Larry Haney, R (1, 2) OBP: 0.338, SLG: 0.387	L4			FC6-4 WP 1-2f			K		K	4	0	0	0	0	2	4
Dave McNally, R (1, 1) OBP: 0.147, SLG: 0.176 Moe Drabowsky, R (8, 1) OBP: 0.444, SLG: 0.412 Sam Bowens, R (9, PH) OBP: 0.250, SLG: 0.266		F2		6-3 2-3			K		K	3 0 1	0 0 0	0 0 0	0 0 0	0 0 0	1 0 1	3 0 0
Inning Stats	R: 0 H: 0 E: 0 LOB: 1 K: 0 BB: 1 S: 3 P: 7	R: 0 H: 2 E: 0 LOB: 1 K: 0 BB: 0 S: 4 P: 4	R: 0 H: 0 E: 0 LOB: 0 K: 0 BB: 0 S: 3 P: 3	R: 0 H: 0 E: 0 LOB: 0 K: 0 BB: 0 S: 3 P: 3	R: 0 H: 1 E: 1 LOB: 1 K: 0 BB: 0 S: 4 P: 4	R: 0 H: 1 E: 0 LOB: 1 K: 1 BB: 0 S: 6 P: 6	R: 0 H: 1 E: 0 LOB: 2 K: 2 BB: 0 S: 8 P: 9	R: 1 H: 2 E: 1 LOB: 2 K: 1 BB: 0 S: 8 P: 8	R: 0 H: 0 E: 0 LOB: 0 K: 2 BB: 0 S: 7 P: 7	1B: 7 SF: 1 2B: 0 SAC: 0 3B: 0 DP: 0 HR: 0 HBP: 1						WP: 1 PA: 36 PB: 0 SB: 0 CS: 0

PITCHER		IP	WLS	BF	H	R	ER	SO	BB	IBB	HBP	BLK	WP	HR	S	P	ERA	WHIP
Joe Coleman, R ERA: 4.53	(1, 1)	7.0	W	27	5	0	0	3	1	0	1	0	1	0	31	36	0.00	0.857
Dave Baldwin, R ERA: 1.41	(8, 1)	0.1		4	2	1	0	1	0	0	0	0	0	0	6	6	0.00	6.000
Darold Knowles, L ERA: 2.41	(8, 1)	1.2	S	5	0	0	0	2	0	0	0	0	0	0	9	9	0.00	0.000

PITCHER	IP	WLS	BF	H	R	ER	SO	BB	IBB	HBP	BLK	WP	HR	S	P	ERA	WHIP

BOTTOM

Washington Senators @ Baltimore Orioles

Memorial Stadium, Baltimore, MD

Fri Jul 21 1967, 7:05 PM EDT

Att. 9,404 - Unknown

livebaseballscorecards.com

AB	33
R	1
H	7
RBI	1
BB	1
SO	6
LOB	19

Washington Senators @ Baltimore Orioles

Memorial Stadium, Baltimore, MD

Sat Jul 22 1967, 7:05 PM EDT

Att. 12,644 - Unknown

TOP

livebaseballscorecards.com

Batter	1	2	3	4	5	6	7	8	9	AB	R	H	RBI	BB	SO	LOB
Ed Stroud, L (1, 8) OBP: 0.298, SLG: 0.254	6-3		E1 1B		F7	HR 1-2 2-H 1B		1-3		5	1	1	1	0	0	0
Ken McMullen, R (1, 5) OBP: 0.284, SLG: 0.356	F4		1-3 1B		K	1-H 2-H HR		1-3		5	1	2	3	0	1	0
Cap Peterson, R (1, 7) OBP: 0.318, SLG: 0.370	K		K			K / 4-3			3-1	5	0	0	0	0	3	2
Fred Valentine, S (1, 9) OBP: 0.340, SLG: 0.340		S 1B		1-3		1B 1B	F8		K	5	1	2	0	0	1	0
Dick Nen, L (1, 3) OBP: 0.303, SLG: 0.373		F8		1B 1B		1B 1-2 1B	1B 1B		F5	5	1	3	0	0	0	1
Paul Casanova, R (1, 2) OBP: 0.288, SLG: 0.371		F9 1-2		K		F7	K			4	0	0	0	0	2	5
Bernie Allen, L (1, 4) OBP: 0.253, SLG: 0.266		1-3		1-2 1B		1B 1-3 2-H 1B	1-3 1B			4	1	3	1	0	0	1
Tim Cullen, R (1, 6) OBP: 0.351, SLG: 0.290			K	K		BB 1B 2-H 3-H 1B	F7			4	1	1	2	0	2	4
Camilo Pascual, R (1, 1) OBP: 0.216, SLG: 0.147			K		L4	HR 1-2 BB 1B		K		2	1	0	0	1	1	0
Casey Cox, R (7, 1)										1	0	0	0	0	1	0
Dick Lines, R (9, 1) OBP: 0.375, SLG: 0.167										0	0	0	0	0	0	0

Inning Stats	R: 0 E: 0 K: 1 S: 5	H: 0 LOB: 0 BB: 0 P: 5	R: 0 E: 0 K: 0 S: 4	H: 1 LOB: 1 BB: 0 P: 4	R: 0 E: 1 K: 3 S: 11	H: 1 LOB: 2 BB: 0 P: 11	R: 0 E: 0 K: 2 S: 9	H: 2 LOB: 2 BB: 0 P: 9	R: 0 E: 0 K: 1 S: 5	H: 0 LOB: 0 BB: 0 P: 5
	R: 7 E: 0 K: 1 S: 11	H: 6 LOB: 0 BB: 1 P: 15	R: 0 E: 0 K: 1 S: 7	H: 2 LOB: 2 BB: 0 P: 7	R: 0 E: 0 K: 1 S: 5	H: 0 LOB: 0 BB: 0 P: 5	R: 0 E: 0 K: 1 S: 5	H: 0 LOB: 0 BB: 0 P: 5	1B: 11 2B: 0 3B: 0 HR: 1	SF: 0 SAC: 0 DP: 0 HBP: 0

WP: 0	PA: 41
PB: 0	
SB: 1	
CS: 0	

AB	40
R	7
H	12
RBI	7
BB	1
SO	11
LOB	13

PITCHER		IP	WLS	BF	H	R	ER	SO	BB	IBB	HBP	BLK	WP	HR	S	P	ERA	WHIP
Gene Brabender, R ERA: 7.94	(1, 1)	5.2	L	27	8	5	5	8	1	0	0	0	0	0	42	46	7.94	1.588
Eddie Watt, R ERA: 2.23	(6, 1)	1.1		8	4	2	2	1	0	0	0	0	0	1	10	10	13.50	3.000
Wally Bunker, R ERA: 3.72	(8, 1)	2.0		6	0	0	0	2	0	0	0	0	0	0	10	10	0.00	0.000

PITCHER		IP	WLS	BF	H	R	ER	SO	BB	IBB	HBP	BLK	WP	HR	S	P	ERA	WHIP

Batter	1	2	3	4	5	6	7	8	9	AB	R	H	RBI	BB	SO	LOB
Russ Snyder, L (1, 7) OBP: 0.303, SLG: 0.346	F2		F6			BBB 4-0 G5-4-3 BB		6-3		3	0	0	0	1	0	0
Mark Belanger, R (1, 6) OBP: 0.293, SLG: 0.316	F3		4-3			F4		6-3		4	0	0	0	0	0	1
Paul Blair, R (1, 8) OBP: 0.341, SLG: 0.452	F7			F9		G5-4-3 1-2f		4-3		4	0	0	0	0	0	1
Brooks Robinson, R (1, 5) OBP: 0.340, SLG: 0.456		1B 1B		1B			F6		HR	4	2	3	1	0	0	0
Boog Powell, L (1, 3) OBP: 0.328, SLG: 0.370		1B 1-3 1B		K			BBBB 4-0 1B 2B BB		SSS 0-3 K	3	1	1	0	1	2	1
Curt Blefary, L (1, 9) OBP: 0.337, SLG: 0.431		G4-6-3 1-2 3-H 1B		F5			0-0 1-2 2B 1B		F9	4	1	2	1	0	0	1
Davey Johnson, R (1, 4) OBP: 0.309, SLG: 0.352		F9			F8		0-0 1-H 2-H 1B 2B		4-3	4	1	1	2	0	0	2
Andy Etchebarren, R (1, 2) OBP: 0.320, SLG: 0.353		G4-6-3 1-2f			6-3		G5-4-3 2-H 1B			3	0	1	1	0	0	2
Gene Brabender, R (1, 1)			F6		SSS 0-3 K		G5-4-3 1-2f			2	0	0	0	0	1	0
Eddie Watt, R (6, 1) OBP: 0.188, SLG: 0.071										0	0	0	0	0	0	0
Curt Motton, R (7, PH) OBP: 0.320, SLG: 0.400										1	0	0	0	0	0	1
Wally Bunker, R (8, 1) OBP: 0.067, SLG: 0.067										0	0	0	0	0	0	0
Inning Stats	R: 0 E: 0 K: 0 S: 3 H: 0 LOB: 0 BB: 0 P: 3	R: 1 E: 0 K: 0 S: 5 H: 3 LOB: 1 BB: 0 P: 5	R: 0 E: 0 K: 0 S: 3 H: 0 LOB: 0 BB: 0 P: 3	R: 0 E: 0 K: 1 S: 6 H: 1 LOB: 1 BB: 0 P: 6	R: 0 E: 0 K: 1 S: 5 H: 0 LOB: 0 BB: 0 P: 5	R: 0 E: 0 K: 0 S: 2 H: 0 LOB: 0 BB: 1 P: 6	R: 3 E: 0 K: 0 S: 5 H: 3 LOB: 0 BB: 1 P: 9	R: 0 E: 0 K: 0 S: 3 H: 0 LOB: 0 BB: 0 P: 3	R: 1 E: 0 K: 1 S: 6 H: 1 LOB: 0 BB: 0 P: 6	1B: 6 2B: 1 3B: 0 HR: 1 SF: 0 SAC: 0 DP: 3 HBP: 0						WP: 0 PB: 0 SB: 0 CS: 0 PA: 34

PITCHER	IP	WLS	BF	H	R	ER	SO	BB	IBB	HBP	BLK	WP	HR	S	P	ERA	WHIP
Camilo Pascual, R (1, 1) ERA: 3.28	6.1	W	25	6	4	4	2	2	0	0	0	0	0	27	35	5.68	1.263
Casey Cox, R (7, 1) ERA: 3.12	1.2		6	2	1	1	0	0	0	0	0	0	1	6	6	5.40	1.200
Dick Lines, L (9, 1) ERA: 2.75	1.0	S	3	0	0	0	1	0	0	0	0	0	0	5	5	0.00	0.000

PITCHER	IP	WLS	BF	H	R	ER	SO	BB	IBB	HBP	BLK	WP	HR	S	P	ERA	WHIP

BOTTOM

Washington Senators @ Baltimore Orioles

Memorial Stadium, Baltimore, MD

Sat Jul 22 1967, 7:05 PM EDT

Att. 12,644 - Unknown

livebaseballscorecards.com

AB	32
R	5
H	8
RBI	5
BB	2
SO	3
LOB	9

Baltimore Orioles @ Washington Senators

D.C. Stadium, Washington, DC

Sun Jul 23 1967, 3:33 AM EDT

Att. 26,012 - Unknown

TOP

livebaseballscorecards.com

Batter	1	2	3	4	5	6	7	8	9	10	11	AB	R	H	RBI	BB	SO	LOB
Luis Aparicio, R (1, 6) OBP: 0.298, SLG: 0.331	2B		BB, 1B		4-3		5-3		1B		FC5-2, 1B, SF7 1-2 2-3 3-H*r*	6	1	3	0	0	0	3
Russ Snyder, L (1, 7) OBP: 0.304, SLG: 0.342	1-6-3		1-2, BB		3-1		K		K		SF7, 1B 1-3 2-H 3-H	5	1	1	2	1	2	2
Paul Blair, R (1, 8) OBP: 0.344, SLG: 0.451	F7		K			1B, HR, 1B	FC5-4, 1B			F3	IBB	5	1	2	0	1	1	3
Brooks Robinson, R (1, 5) OBP: 0.337, SLG: 0.452	1-3			6-3		1-2 HR, 1B	FC5-4 1-2*f*			F4	SF7 2-H 3-H	5	1	1	2	0	0	2
Boog Powell, L (1, 3) OBP: 0.328, SLG: 0.380		F7		F5		1-H 2-H HR		6-3		1B	L3-1	6	1	2	3	0	0	1
Curt Blefary, L (1, 9) OBP: 0.338, SLG: 0.429		G3		1B, 1B		1B, BB		1-3		4-3		4	0	1	0	1	0	1
Mark Belanger, R (1, 4) OBP: 0.299, SLG: 0.333		4-3		1-2 1B		F2		K			SH, FC5-2, 2B	5	0	2	0	0	1	1
Vic Roznovsky, L (1, 2) OBP: 0.264, SLG: 0.275			4-3	F4		1-3 G6-4-3, 1B			K		SH, FC5-2, E, 1B 2-3	2	0	0	0	0	0	2
Curt Motton, R (6, PH) OBP: 0.333, SLG: 0.415												1	0	1	0	0	0	0
Moe Drabowsky, R (6, 1) OBP: 0.444, SLG: 0.412												0	0	0	0	0	0	0
Sam Bowens, R (9, PH) OBP: 0.247, SLG: 0.262												1	0	0	0	0	1	0
Eddie Fisher, R (9, 1) OBP: 0.333, SLG: 0.200												0	1	0	0	0	0	0
Jim Hardin, R (1, 1)			K		5-3	G6-4-3 1-2*f*			K		E4, FC5-2 1-2	2	0	0	0	0	1	0
Andy Etchebarren, R (6, PH) OBP: 0.316, SLG: 0.348												3	1	0	0	0	1	4
(6, 2)																		
Inning Stats	R: 0 E: 0 K: 0 S: 4 H: 1 LOB: 1 BB: 0 P: 4	R: 0 E: 0 K: 0 S: 3 H: 0 LOB: 0 BB: 0 P: 3	R: 0 E: 0 K: 2 S: 8 H: 1 LOB: 2 BB: 1 P: 12	R: 0 E: 0 K: 0 S: 5 H: 2 LOB: 2 BB: 0 P: 5	R: 0 E: 0 K: 0 S: 3 H: 0 LOB: 0 BB: 0 P: 3	R: 3 E: 0 K: 0 S: 6 H: 4 LOB: 1 BB: 1 P: 10	R: 0 E: 0 K: 1 S: 6 H: 1 LOB: 1 BB: 0 P: 6	R: 0 E: 0 K: 1 S: 5 H: 0 LOB: 0 BB: 0 P: 5	R: 0 E: 0 K: 3 S: 10 H: 1 LOB: 1 BB: 0 P: 10	R: 0 E: 0 K: 0 S: 4 H: 1 LOB: 1 BB: 0 P: 4	R: 4 E: 1 K: 0 S: 7 H: 2 LOB: 1 BB: 1 P: 11	1B: 10 2B: 2 3B: 0 HR: 1 SF: 1 SAC: 1 DP: 1 HBP: 0	WP: 0 PB: 0 SB: 0 CS: 0 PA: 50					

PITCHER		IP	WLS	BF	H	R	ER	SO	BB	IBB	HBP	BLK	WP	HR	S	P	ERA	WHIP
Phil Ortega, R ERA: 3.5	(1, 1)	5.0		24	7	3	3	2	2	0	0	0	0	1	26	34	5.40	1.800
Darold Knowles, L ERA: 2.23	(6, 1)	5.0		18	4	0	0	5	0	0	0	0	0	0	28	28	0.00	0.800
Dave Baldwin, R ERA: 1.63	(11, 1)	0.1	L	4	1	3	2	0	0	0	0	0	0	0	4	4	54.00	3.000
Dick Lines, L ERA: 2.87	(11, 1)	0.2		4	1	1	0	0	0	1	0	0	0	0	3	7	0.00	1.500

PITCHER	IP	WLS	BF	H	R	ER	SO	BB	IBB	HBP	BLK	WP	HR	S	P	ERA	WHIP

AB	45
R	7
H	13
RBI	7
BB	3
SO	7
LOB	19

Baltimore Orioles @ Washington Senators

D.C. Stadium, Washington, DC

Sun Jul 23 1967, 3:33 AM EDT

Att. 26,012 - Unknown

livebaseballscorecards.com

BOTTOM

Batter	1	2	3	4	5	6	7	8	9	10	11	AB	R	H	RBI	BB	SO	LOB
Ed Stroud, L (1, 8) OBP: 0.288, SLG: 0.244	4-3	F7			4-3			K		L5		5	0	0	0	0	1	2
Ken McMullen, R (1, 5) OBP: 0.280, SLG: 0.351	F3		F9			F9		F9			K	5	0	0	0	0	1	0
Frank Howard, R (1, 7) OBP: 0.328, SLG: 0.513 Hank Allen, R (9, 7) OBP: 0.268, SLG: 0.306	BB HR 1B		6-3			K		5-3			K	4 1	1 0	1 0	0 0	0 0	1 1	0 0
Fred Valentine, S (1, 9) OBP: 0.341, SLG: 0.342	1-2 HR BB		4-3			2B			K		K	4	1	1	0	1	2	0
Dick Nen, L (1, 3) OBP: 0.302, SLG: 0.395	1-H 2-H HR			3-1		F6			K			4	1	1	3	0	1	1
Paul Casanova, R (1, 2) OBP: 0.284, SLG: 0.367	F3			F9			5-3		5-3			4	0	0	0	0	0	0
Bernie Allen, L (1, 4) OBP: 0.253, SLG: 0.261		SH1-4 BB		F3			L3			L4		3	0	0	0	1	0	0
Tim Cullen, R (1, 6) OBP: 0.349, SLG: 0.289		F9			K		1B			5-3		4	0	1	0	0	1	1
Phil Ortega, R (1, 1) OBP: .143, SLG: 0.053 Darold Knowles, L (6, 1) OBP: 0.111, SLG: 0.111 Mike Epstein, L (10, PH) OBP: 0.313, SLG: 0.382 Bob Saverine, S (10, PR) OBP: 0.295, SLG: 0.292 Dave Baldwin, R (11, 1) OBP: 0.375, SLG: 0.167 Dick Lines, R (11, 1)		SH1-4 1-2			K		K			E6		1 1 1 0 0 0	0 0 0 0 0 0	0 0 0 0 0 0	0 0 0 0 0 0	0 0 0 0 0 0	1 1 0 0 0 0	0 1 0 0 0 0
Inning Stats	R: 3 H: 2 E: 0 LOB: 0 K: 0 BB: 1 S: 5 P: 9	R: 0 H: 0 E: 0 LOB: 1 K: 0 BB: 1 S: 3 P: 7	R: 0 H: 0 E: 0 LOB: 0 K: 0 BB: 0 S: 3 P: 3	R: 0 H: 0 E: 0 LOB: 0 K: 0 BB: 0 S: 3 P: 3	R: 0 H: 0 E: 0 LOB: 0 K: 2 BB: 0 S: 7 P: 7	R: 0 H: 1 E: 0 LOB: 1 K: 1 BB: 0 S: 6 P: 6	R: 0 H: 1 E: 0 LOB: 1 K: 1 BB: 0 S: 6 P: 6	R: 0 H: 0 E: 0 LOB: 0 K: 1 BB: 0 S: 5 P: 5	R: 0 H: 0 E: 0 LOB: 0 K: 2 BB: 0 S: 7 P: 7	R: 0 H: 0 E: 1 LOB: 1 K: 0 BB: 0 S: 4 P: 4	R: 0 H: 0 E: 0 LOB: 0 K: 3 BB: 0 S: 9 P: 9	1B: 2 2B: 1 3B: 0 HR: 1	SF: 0 SAC: 1 DP: 0 HBP: 0					

	AB	37
	R	3
	H	4
	RBI	3
	BB	2
	SO	10
	LOB	5

WP: 0 PB: 0 SB: 0 CS: 0 PA: 40

PITCHER		IP	WLS	BF	H	R	ER	SO	BB	IBB	HBP	BLK	WP	HR	S	P	ERA	WHIP
Jim Hardin, R ERA: 2.25	(1, 1)	5.0		19	2	3	3	2	2	0	0	0	0	1	21	29	5.40	0.800
Moe Drabowsky, R ERA: 0.81	(6, 1)	3.0		11	2	0	0	3	0	0	0	0	0	0	17	17	0.00	0.667
Eddie Fisher, R ERA: 3.39	(9, 1)	3.0	W	10	0	0	0	5	0	0	0	0	0	0	20	20	0.00	0.000

PITCHER		IP	WLS	BF	H	R	ER	SO	BB	IBB	HBP	BLK	WP	HR	S	P	ERA	WHIP

Batter	1	2	3	4	5	6	7	8	9	AB	R	H	RBI	BB	SO	LOB
Bert Campaneris, R (1, 6) OBP: 0.309, SLG: 0.339	FC5-4 1B	K 2-3			E9 1B			F4		4	0	2	0	0	1	1
Ossie Chavarria, R (1, 4) OBP: 0.224, SLG: 0.120	FC5-4 FC5 BB 1-2f		F9		K			6-3		4	0	0	0	0	1	2
Danny Cater, R (1, 7) OBP: 0.301, SLG: 0.336	BBBB FC5 IHR BB 1-2		4-3			4-3		F9		2	1	0	0	1	0	0
Jim Gosger, L (7, 7) OBP: 0.332, SLG: 0.354										1	0	0	0	0	0	0
Ken Harrelson, R (1, 3) OBP: 0.312, SLG: 0.381	FC5 IHR 1-2 2-3f		F9			HR			6-3	4	2	1	1	0	0	2
Mike Hershberger, R (1, 9) OBP: 0.344, SLG: 0.347	IHR 1-H 2-H			1-4-3		F8			4-3	4	1	1	3	0	0	0
Dick Green, R (1, 5) OBP: 0.276, SLG: 0.291	6-3			6-3		6-3			F3	4	0	0	0	0	0	0
Joe Nossek, R (1, 8) OBP: 0.204, SLG: 0.258		PB 1B 1B		F7			F8			2	1	1	0	0	0	0
Rick Monday, L (7, PH) OBP: 0.317, SLG: 0.421										1	0	0	0	0	0	0
(7, 8)																
Phil Roof, R (1, 2) OBP: 0.276, SLG: 0.332		K SH3-4 1-H 1B			F8		G6-3 1B			3	0	2	1	0	0	0
Catfish Hunter, R (1, 1) OBP: 0.189, SLG: 0.283		SH3-4 1-2			F9		G6-3 1-2f			2	0	0	0	0	0	1
Inning Stats	R: 3 H: 2 E: 0 LOB: 0 K: 0 BB: 1 S: 5 P: 9	R: 1 H: 2 E: 0 LOB: 0 K: 1 BB: 0 S: 6 P: 6	R: 0 H: 0 E: 0 LOB: 0 K: 0 BB: 0 S: 3 P: 3	R: 0 H: 0 E: 0 LOB: 0 K: 0 BB: 0 S: 3 P: 3	R: 0 H: 1 E: 1 LOB: 1 K: 1 BB: 0 S: 6 P: 6	R: 1 H: 1 E: 0 LOB: 0 K: 0 BB: 0 S: 4 P: 4	R: 0 H: 1 E: 0 LOB: 0 K: 0 BB: 0 S: 3 P: 3	R: 0 H: 0 E: 0 LOB: 0 K: 0 BB: 0 S: 3 P: 3	R: 0 H: 0 E: 0 LOB: 0 K: 0 BB: 0 S: 3 P: 3	1B: 5 SF: 0 2B: 0 SAC: 1 3B: 0 DP: 1 HR: 2 HBP: 0						

TOP

Kansas City Athletics @ Washington Senators
D.C. Stadium, Washington, DC
Tue Jul 25 1967, 7:05 PM EDT
Unknown

livebaseballscorecards.com

AB	31
R	5
H	7
RBI	5
BB	1
SO	2
LOB	6

WP: 0 PB: 1 SB: 0 CS: 0 PA: 33

PITCHER	IP	WLS	BF	H	R	ER	SO	BB	IBB	HBP	BLK	WP	HR	S	P	ERA	WHIP
Frank Bertaina, L (1, 1) ERA: 3.24	1.1	L	9	4	4	3	0	1	0	0	0	0	0	8	12	20.25	3.750
Bob Priddy, R (2, 1) ERA: 4.04	5.2		18	3	1	1	2	0	0	0	0	0	1	22	22	1.59	0.529
Casey Cox, R (8, 1) ERA: 2.95	2.0		6	0	0	0	0	0	0	0	0	0	0	6	6	0.00	0.000

PITCHER	IP	WLS	BF	H	R	ER	SO	BB	IBB	HBP	BLK	WP	HR	S	P	ERA	WHIP

BOTTOM

Kansas City Athletics @ Washington Senators

D.C. Stadium, Washington, DC

Tue Jul 25 1967, 7:05 PM EDT

Unknown

livebaseballscorecards.com

Batter	1	2	3	4	5	6	7	8	9	AB	R	H	RBI	BB	SO	LOB
Fred Valentine, S (1, 8) OBP: 0.343, SLG: 0.344	G6-4-3 1B 1B		K		F8			G1 1B		4	0	2	0	0	1	1
Ken McMullen, R (1, 5) OBP: 0.282, SLG: 0.353	G6-4-3 1-2 1B		F2			G6-4-3 1B		G1 1-2		4	0	2	0	0	0	1
Frank Howard, R (1, 7) OBP: 0.325, SLG: 0.507	G6-4-3 1-2f 2-3		5-3			G6-4-3 1-2f		F6		4	0	0	0	0	0	4
Cap Peterson, R (1, 9) OBP: 0.317, SLG: 0.368	6-3			6-3		F8			G6-4-3 1B 1B	4	0	1	0	0	0	1
Dick Nen, L (1, 3) OBP: 0.308, SLG: 0.407		E SF8 2B		F9			K		G6-4-3 1-2 1B	4	1	2	0	0	1	0
Paul Casanova, R (1, 2) OBP: 0.284, SLG: 0.365		E6 E 2-3		K			4-3 1B		G6-4-3 1-2f 2-3	4	0	1	0	0	1	3
Bernie Allen, L (1, 4) OBP: 0.249, SLG: 0.258 Casey Cox, R (8, 1) Mike Epstein, L (9, PH) OBP: 0.311, SLG: 0.380		SF8 1-2 3-H			F9		4-3 1-2		4-3	2 0 1	0 0 0	0 0 0	1 0 0	0 0 0	0 0 1	1 0 1
Tim Cullen, R (1, 6) OBP: 0.344, SLG: 0.285		5-3			F3		L4			3	0	0	0	0	0	2
Frank Bertaina, L (1, 1) OBP: 0.053, SLG: 0.053 Bob Priddy, R (2, 1) OBP: 0.385, SLG: 0.200 Bob Saverine, S (8, 4) OBP: 0.293, SLG: 0.290		5-3			BB			K		0 1 1	0 0 0	0 0 0	0 0 0	0 1 0	0 0 1	0 1 0
Inning Stats	R: 0 E: 0 K: 0 S: 4 H: 2 LOB: 1 BB: 0 P: 4	R: 1 E: 2 K: 0 S: 5 H: 1 LOB: 1 BB: 0 P: 5	R: 0 E: 0 K: 1 S: 5 H: 0 LOB: 0 BB: 0 P: 5	R: 0 E: 0 K: 1 S: 5 H: 0 LOB: 0 BB: 0 P: 5	R: 0 E: 0 K: 0 S: 3 H: 0 LOB: 1 BB: 1 P: 7	R: 0 E: 0 K: 0 S: 3 H: 1 LOB: 0 BB: 0 P: 3	R: 0 E: 0 K: 1 S: 6 H: 1 LOB: 1 BB: 0 P: 6	R: 0 E: 0 K: 1 S: 6 H: 1 LOB: 1 BB: 0 P: 6	R: 0 E: 0 K: 0 S: 4 H: 2 LOB: 1 BB: 0 P: 4	1B: 7 2B: 1 3B: 0 HR: 0 SF: 1 SAC: 0 DP: 3 HBP: 0						

PITCHER	IP	WLS	BF	H	R	ER	SO	BB	IBB	HBP	BLK	WP	HR	S	P	ERA	WHIP
Catfish Hunter, R (1, 1) ERA: 2.82	9.0	W	34	8	1	1	4	1	0	0	0	0	0	41	45	1.00	1.000

PITCHER	IP	WLS	BF	H	R	ER	SO	BB	IBB	HBP	BLK	WP	HR	S	P	ERA	WHIP

AB	32
R	1
H	8
RBI	1
BB	1
SO	4
LOB	15

WP: 0 PB: 0 SB: 0 CS: 0 PA: 34

Batter	1	2	3	4	5	6	7	8	9	AB	R	H	RBI	BB	SO	LOB
Bert Campaneris, R (1, 6) OBP: 0.313, SLG: 0.339	BBBB 4-0 4-3 S 1B BB		x 0-0 ② F6		x 0-0 1B 1B 1B 1B	BBBB 4-0 1B 1-2 BB			x 0-0 ② 6-3	3	2	1	0	2	0	0
Joe Nossek, R (1, 8) OBP: 0.224, SLG: 0.276 (5, 7)	x 0-0 ① 4-3 1-3		x 0-0 1B		x 0-0 1B 1-2 1B 1B	x 0-0 ③ 1-2 2-H 1B			x 0-0 ③ 6-3	5	1	3	1	0	0	1
Danny Cater, R (1, 7) OBP: 0.302, SLG: 0.337 Rick Monday, L (5, PH) OBP: 0.321, SLG: 0.424 (5, 8)	x 0-0 FC6-4 1B 3-H 1B		x 0-0 ③ 5-3		x 0-0 FC6-4 1B 1-2 2-3 1B		x 0-0 CS 1B			2 2	0 0	1 2	1 0	0 0	0 0	1 0
Ken Harrelson, R (1, 3) OBP: 0.316, SLG: 0.384	x 0-0 ② F4			x 0-0 1B 1B 1B	x 0-0 FC6-4 1-2 2-H 3-H 1B		x 0-0 ①② F4 1-2			4	1	2	2	0	0	2
Mike Hershberger, R (1, 9) OBP: 0.343, SLG: 0.346	x 0-0 ③ FC6-4 1-2f			x 0-0 1B 1-3 FC6-4 1B	x 0-0 ② FC6-4 S 1-2f 2-3		SSS 0-3 ③ K			4	1	1	0	0	1	3
Dick Green, R (1, 5) OBP: 0.276, SLG: 0.291		x 0-0 ① 6-3		x 0-0 FC6-4 1-3 3-H 1B	x 0-0 ③ 6-3 1-2			x 0-0 ① 5-3		4	0	1	1	0	0	2
Ossie Chavarria, R (1, 4) OBP: 0.210, SLG: 0.111		x 0-0 ② 6-3		x 0-0 ① FC6-4 K2-5 BLK 1-2f 3-H		SSS 0-3 ① K		x 0-0 ② F9		4	0	0	1	0	1	1
Phil Roof, R (1, 2) OBP: 0.271, SLG: 0.325		x 0-0 ③ 6-3		SSS 0-3 ②③ K2-5 1-3f		x 0-0 ② F3		x 0-0 ③ 6-3		4	0	0	0	0	1	1
Chuck Dobson, R (1, 1) OBP: 0.184, SLG: 0.184 Jack Aker, R (7, 1) OBP: 0.143, SLG: 0.143 Tony Pierce, R (8, 1) Diego Segui, R (9, 1)			x 0-0 ① 5-3		x 0-0 ① 1-3	x 0-0 BB 1B 1B			x 0-0 ① 6-3	3 0 1 0	1 0 0 0	1 0 0 0	0 0 0 0	0 0 0 0	0 0 0 0	0 0 0 0
Inning Stats	R: 1 H: 1 E: 0 LOB: 1 K: 0 BB: 1 S: 4 P: 8	R: 0 H: 0 E: 0 LOB: 0 K: 0 BB: 0 S: 3 P: 3	R: 0 H: 1 E: 0 LOB: 1 K: 0 BB: 0 S: 4 P: 4	R: 2 H: 3 E: 0 LOB: 1 K: 1 BB: 0 S: 7 P: 7	R: 2 H: 4 E: 0 LOB: 2 K: 0 BB: 0 S: 7 P: 7	R: 1 H: 2 E: 0 LOB: 1 K: 1 BB: 1 S: 6 P: 10	R: 0 H: 1 E: 0 LOB: 0 K: 1 BB: 0 S: 5 P: 5	R: 0 H: 0 E: 0 LOB: 0 K: 0 BB: 0 S: 3 P: 3	R: 0 H: 0 E: 0 LOB: 0 K: 0 BB: 0 S: 3 P: 3	1B: 12 2B: 1 3B: 0 HR: 0	SF: 0 SAC: 0 DP: 1 HBP: 0						

TOP

Kansas City Athletics @ Washington Senators
D.C. Stadium, Washington, DC
Tue Jul 25 1967, 7:05 PM EDT
Att. 15,649 - Unknown

livebaseballscorecards.com

AB	36
R	6
H	12
RBI	6
BB	2
SO	3
LOB	11

WP: 0 PA: 38
PB: 0
SB: 2
CS: 1

PITCHER		IP	WLS	BF	H	R	ER	SO	BB	IBB	HBP	BLK	WP	HR	S	P	ERA	WHIP
Barry Moore, L ERA: 4.49	(1, 1)	4.1	L	20	7	5	5	1	1	0	0	1	0	0	21	25	10.38	1.846
Casey Cox, R ERA: 2.89	(5, 1)	0.2		4	2	0	0	0	0	0	0	0	0	0	4	4	0.00	3.000
Bob Humphreys, R ERA: 4.26	(6, 1)	2.0		8	3	1	1	2	1	0	0	0	0	0	11	15	4.50	2.000
Dick Lines, L ERA: 2.77	(8, 1)	2.0		6	0	0	0	0	0	0	0	0	0	0	6	6	0.00	0.000

PITCHER	IP	WLS	BF	H	R	ER	SO	BB	IBB	HBP	BLK	WP	HR	S	P	ERA	WHIP

Batter	1	2	3	4	5	6	7	8	9	AB	R	H	RBI	BB	SO	LOB
Ed Stroud, L (1, 8) OBP: 0.287, SLG: 0.239 Paul Casanova, R (9, PH) OBP: 0.283, SLG: 0.364	F7		BBB 4-0 E SF8 S BB		F7		1-3 1-2		F7	3 1	1 0	0 0	0 0	1 0	0 0	2 0
Ken McMullen, R (1, 5) OBP: 0.284, SLG: 0.352	F5		SF8 1-H		6-3		BBBB 4-0 1B BB		1B	3	0	1	1	1	0	1
Frank Howard, R (1, 7) OBP: 0.326, SLG: 0.514 (9, 3)	F9		HR			5-3	1-2 2-H 1B		SSS K	5	1	2	2	0	1	1
Fred Valentine, S (1, 9) OBP: 0.345, SLG: 0.344		BBBB 4-0 1B BB	SSS K			F8 S 1B 1B	4-3			3	1	1	0	1	1	2
Dick Nen, L (1, 3) OBP: 0.316, SLG: 0.413 Hank Allen, R (8, PH) OBP: 0.273, SLG: 0.326 (9, 7)		1-2 1B		1B		F8 1-3		4-3 3B		3 1	0 1	2 1	0 0	0 0	0 0	1 0
Tim Cullen, R (1, 6) OBP: 0.342, SLG: 0.284	F8		F3			3-H 1B		4-3 3-H		4	0	1	2	0	0	2
Bernie Allen, L (1, 4) OBP: 0.244, SLG: 0.253	F6		1-3			1-3		3-1		4	0	0	0	0	0	3
Doug Camilli, R (1, 2) OBP: 0.230, SLG: 0.259	F3				2B		6-3	F9		4	0	1	0	0	0	2
Barry Moore, L (1, 1) OBP: 0.135, SLG: 0.176 Casey Cox, R (5, 1) Bob Saverine, S (5, PH) OBP: 0.291, SLG: 0.288 Bob Humphreys, R (6, 1) OBP: 0.250, SLG: 0.100 Mike Epstein, L (7, PH) OBP: 0.315, SLG: 0.380 Dick Lines, R (8, 1) OBP: 0.375, SLG: 0.167 Cap Peterson, R (9, PH) OBP: 0.316, SLG: 0.367			G3		F7		BBBB 4-0 1-3 1B BB		5-3	1 0 1 0 0 0 1	0 0 0 0 1 0 0	0 0 0 0 0 0 0	0 0 0 0 1 0 0	0 0 0 0 0 0 0	0 0 1 0 0 0 0	0 1 0 0 0 0 0
Inning Stats	R: 0 H: 0 E: 0 LOB: 0 K: 0 BB: 0 S: 3 P: 3	R: 0 H: 1 E: 0 LOB: 2 K: 0 BB: 1 S: 4 P: 8	R: 2 H: 1 E: 0 LOB: 0 K: 1 BB: 1 S: 6 P: 10	R: 0 H: 1 E: 0 LOB: 0 K: 0 BB: 0 S: 3 P: 3	R: 0 H: 1 E: 0 LOB: 1 K: 0 BB: 0 S: 4 P: 4	R: 1 H: 2 E: 0 LOB: 1 K: 0 BB: 0 S: 5 P: 5	R: 1 H: 1 E: 0 LOB: 2 K: 0 BB: 2 S: 4 P: 12	R: 1 H: 1 E: 0 LOB: 0 K: 0 BB: 0 S: 4 P: 4	R: 0 H: 1 E: 0 LOB: 1 K: 1 BB: 0 S: 6 P: 6	1B: 6 2B: 1 3B: 1 HR: 1	SF: 1 SAC: 0 DP: 0 HBP: 0			WP: 0 PB: 0 SB: 2 CS: 0	PA: 39		

PITCHER		IP	WLS	BF	H	R	ER	SO	BB	IBB	HBP	BLK	WP	HR	S	P	ERA	WHIP
Chuck Dobson, R ERA: 4.0	(1, 1)	6.2	W	29	6	4	4	1	4	0	0	0	0	1	27	43	5.40	1.500
Jack Aker, R ERA: 3.34	(7, 1)	0.1		2	1	0	0	0	0	0	0	0	0	0	2	2	0.00	3.000
Tony Pierce, L ERA: 3.83	(8, 1)	1.2		7	2	1	1	0	0	0	0	0	0	0	7	7	5.40	1.200
Diego Segui, R ERA: 2.63	(9, 1)	0.1	S	1	0	0	0	1	0	0	0	0	0	0	3	3	0.00	0.000

PITCHER	IP	WLS	BF	H	R	ER	SO	BB	IBB	HBP	BLK	WP	HR	S	P	ERA	WHIP

BOTTOM

Kansas City Athletics @ Washington Senators

D.C. Stadium, Washington, DC

Tue Jul 25 1967, 7:05 PM EDT

Att. 15,649 - Unknown

livebaseballscorecards.com

AB	34
R	5
H	9
RBI	5
BB	4
SO	2
LOB	15

Batter	1	2	3	4	5	6	7	8	9	AB	R	H	RBI	BB	SO	LOB
Bert Campaneris, R (1, 6) OBP: 0.310, SLG: 0.335	2-3		K		5-3			5-3 2-3		4	0	0	0	0	1	2
John Donaldson, L (1, 4) OBP: 0.343, SLG: 0.340	G3			1B SF8 1B		G4-6-3 1B		3-1 3-H		4	1	2	1	0	0	0
Ray Webster, L (1, 7) OBP: 0.339, SLG: 0.410	FC6-4 1B			1-3 1-3 1B		G4-6-3 1-2f		3-1		4	0	2	0	0	0	1
Jack Sanford, R (8, 1) OBP: 0.235, SLG: 0.313										0	0	0	0	0	0	0
Ken Harrelson, R (1, 3) OBP: 0.315, SLG: 0.379	FC6-4 1-2f			SF8 3-H		F9			WP 1B BB	2	1	0	1	1	0	1
Rick Monday, L (1, 8) OBP: 0.320, SLG: 0.420		4-3		1-3 1-2			FC4-6 1B BB		F6 1-2	3	0	0	0	1	0	2
Danny Cater, R (1, 5) OBP: 0.304, SLG: 0.337		F4		6-3			FC4-6 1-2 1B		1B BB	3	0	1	0	1	0	1
Jim Gosger, L (1, 9) OBP: 0.328, SLG: 0.348		K			F9		FC4-6 G6-3 1-2f 2-3		1-2 2-H 1B	3	0	0	0	0	1	2
Mike Hershberger, R (9, PH) OBP: 0.345, SLG: 0.348										1	0	1	1	0	0	0
Phil Roof, R (1, 2) OBP: 0.273, SLG: 0.326			1-3		1B		G6-3 1-2f		K	2	0	1	0	0	0	0
Tim Talton, L (7, PH) OBP: 0.321, SLG: 0.360										1	0	0	0	0	0	2
(7, 2)																
Dick Green, R (9, PH) OBP: 0.275, SLG: 0.289										1	0	0	0	0	1	2
Lew Krausse, R (1, 1) OBP: 0.162, SLG: 0.250			K		K			5-3 3-1 2B	K	2	0	0	0	0	2	1
Joe Nossek, R (8, PH) OBP: 0.230, SLG: 0.290										2	1	1	0	0	1	2
(8, 7)																
Inning Stats	R: 0 E: 0 K: 0 S: 4 H: 1 LOB: 1 BB: 0 P: 4	R: 0 E: 0 K: 1 S: 5 H: 0 LOB: 0 BB: 0 P: 5	R: 0 E: 0 K: 2 S: 7 H: 0 LOB: 0 BB: 0 P: 7	R: 1 E: 0 K: 0 S: 5 H: 2 LOB: 1 BB: 0 P: 5	R: 0 E: 0 K: 1 S: 6 H: 1 LOB: 1 BB: 0 P: 6	R: 0 E: 0 K: 0 S: 3 H: 1 LOB: 0 BB: 0 P: 3	R: 0 E: 0 K: 0 S: 3 H: 1 LOB: 1 BB: 1 P: 7	R: 1 E: 0 K: 0 S: 4 H: 1 LOB: 0 BB: 0 P: 4	R: 1 E: 0 K: 2 S: 8 H: 1 LOB: 2 BB: 2 P: 16	1B: 7 2B: 1 3B: 0 HR: 0 SF: 1 SAC: 0 DP: 2 HBP: 0						

TOP

Kansas City Athletics @ Washington Senators
D.C. Stadium, Washington, DC
Wed Jul 26 1967, 7:05 PM EDT
Att. 8,410 - Unknown

livebaseballscorecards.com

AB	32
R	3
H	8
RBI	3
BB	3
SO	6
LOB	16

WP: 1 PA: 36
PB: 0
SB: 0
CS: 0

PITCHER		IP	WLS	BF	H	R	ER	SO	BB	IBB	HBP	BLK	WP	HR	S	P	ERA	WHIP
Joe Coleman, R ERA: 4.45	(1, 1)	8.0	W	31	7	3	3	4	2	0	0	0	0	0	37	45	3.38	1.125
Darold Knowles, L ERA: 2.22	(9, 1)	0.1		3	1	0	0	0	1	0	0	0	1	0	2	6	0.00	6.000
Dave Baldwin, R ERA: 1.6	(9, 1)	0.2	S	2	0	0	0	2	0	0	0	0	0	0	6	6	0.00	0.000

PITCHER	IP	WLS	BF	H	R	ER	SO	BB	IBB	HBP	BLK	WP	HR	S	P	ERA	WHIP

BOTTOM

Kansas City Athletics @ Washington Senators
D.C. Stadium, Washington, DC
Wed Jul 26 1967, 7:05 PM EDT
Att. 8,410 - Unknown

livebaseballscorecards.com

Batter	1	2	3	4	5	6	7	8	9	AB	R	H	RBI	BB	SO	LOB
Ed Stroud, L (1, 8) OBP: 0.286, SLG: 0.255	F6	SF7 3-H			F8		S 3B			3	1	1	1	0	0	0
Ken McMullen, R (1, 5) OBP: 0.286, SLG: 0.361	F9	K			HR		S BB			3	1	1	1	1	1	1
Frank Howard, R (1, 7) OBP: 0.328, SLG: 0.522	BB		HR		F9		K			3	1	1	1	1	1	2
Hank Allen, R (8, 7) OBP: 0.273, SLG: 0.326										0	0	0	0	0	0	0
Fred Valentine, S (1, 9) OBP: 0.340, SLG: 0.339	6-3		K		F9		F5			4	0	0	0	0	1	3
Mike Epstein, L (1, 3) OBP: 0.318, SLG: 0.379		BB 1B E	1B G4-3			4-3	4-3 1-2 3-H			3	1	1	0	1	0	1
Paul Casanova, R (1, 2) OBP: 0.282, SLG: 0.363		E8 1B 2B 1-H 1B	G4-3 1-2f			E6 FC6-4		F9		4	1	1	0	0	0	1
Bob Saverine, S (1, 4) OBP: 0.296, SLG: 0.289		2B SF7 2-3 1B		4-3		BB FC6-4		K		3	1	1	0	1	1	0
Tim Cullen, R (1, 6) OBP: 0.345, SLG: 0.290		1-3 3-H 2B		K		FC6-4 1-2f 2-3		BB		3	0	1	1	1	1	2
Joe Coleman, R (1, 1) OBP: 0.135, SLG: 0.088		4-3		K		K		K		4	0	0	0	0	3	5
Darold Knowles, L (9, 1) OBP: 0.111, SLG: 0.111										0	0	0	0	0	0	0
Dave Baldwin, R (9, 1)										0	0	0	0	0	0	0
Inning Stats	R: 0 H: 0 E: 0 LOB: 1 K: 0 BB: 1 S: 3 P: 7	R: 3 H: 3 E: 1 LOB: 1 K: 1 BB: 1 S: 8 P: 12	R: 1 H: 2 E: 0 LOB: 0 K: 1 BB: 0 S: 6 P: 6	R: 0 H: 0 E: 0 LOB: 0 K: 2 BB: 0 S: 7 P: 7	R: 1 H: 1 E: 0 LOB: 0 K: 0 BB: 0 S: 4 P: 4	R: 0 H: 0 E: 1 LOB: 2 K: 1 BB: 1 S: 6 P: 10	R: 1 H: 1 E: 0 LOB: 1 K: 1 BB: 1 S: 6 P: 10	R: 0 H: 0 E: 0 LOB: 1 K: 2 BB: 1 S: 7 P: 11		1B: 3 SF: 1 2B: 1 SAC: 0 3B: 1 DP: 1 HR: 2 HBP: 0						

	AB	30
	R	6
	H	7
	RBI	4
	BB	5
	SO	8
	LOB	15

WP: 0 PB: 0 SB: 2 CS: 0 PA: 36

PITCHER	IP	WLS	BF	H	R	ER	SO	BB	IBB	HBP	BLK	WP	HR	S	P	ERA	WHIP
Lew Krausse, R (1, 1) ERA: 4.52	7.0	L	32	7	6	6	6	4	0	0	0	0	2	40	56	7.71	1.571
Jack Sanford, R (8, 1) ERA: 4.68	1.0		4	0	0	0	2	1	0	0	0	0	0	7	11	0.00	1.000

PITCHER	IP	WLS	BF	H	R	ER	SO	BB	IBB	HBP	BLK	WP	HR	S	P	ERA	WHIP

Batter	1	2	3	4	5	6	7	8	9	AB	R	H	RBI	BB	SO	LOB
Bert Campaneris, R (1, 6) OBP: 0.308, SLG: 0.332	S S S 0-3 ① K		x 0-0 ① 5-3		x 0-0 ① F6		x 0-0 ① SF8 3-H		H 1-0 K HBP	3	0	0	1	0	1	0
John Donaldson, L (1, 4) OBP: 0.347, SLG: 0.352 Tony Pierce, R (7, 1) Allan Lewis, S (9, PH) OBP: 0.167, SLG: 0.167	B B B B 4-0 1B BB		x 0-0 ② 6-3		x 0-0 3B		x 0-0 ② F7		S S S 0-3 ② ③ K 1-2	3 0 1	0 0 0	1 0 0	0 0 0	1 0 0	0 0 1	1 0 1
Ray Webster, L (1, 7) OBP: 0.346, SLG: 0.431	x 0-0 L5-3 1-3 1B		x 0-0 1B 1B		S S S 0-3 ② K		x 0-0 1-H HR			4	1	3	2	0	1	1
Ken Harrelson, R (1, 3) OBP: 0.319, SLG: 0.382	x 0-0 ② ③ L5-3 1-2		x 0-0 1-2 1B		x 0-0 ③ F8		x 0-0 1B			4	0	2	0	0	0	3
Rick Monday, L (1, 8) OBP: 0.319, SLG: 0.428		x 0-0 HR	x 0-0 ③ F5			S S S 0-3 ① K	S S S 0-3 ③ K			4	1	1	1	0	2	3
Mike Hershberger, R (1, 9) OBP: 0.341, SLG: 0.343		x 0-0 ① F8		x 0-0 ① 1-3		x 0-0 ② F3		x 0-0 ① F7		4	0	0	0	0	0	0
Danny Cater, R (1, 5) OBP: 0.306, SLG: 0.342		x 0-0 1B		x 0-0 2B		x 0-0 ③ 6-3		x 0-0 ② 1-3		4	0	2	0	0	0	0
Phil Roof, R (1, 2) OBP: 0.272, SLG: 0.325 Tim Talton, L (4, PH) OBP: 0.323, SLG: 0.357 (4, 2)		x 0-0 ② F8		S S S 0-3 ② K			x 0-0 1B SF8 1B	x 0-0 ③ 1-3		1 3	0 1	0 1	0 0	0 0	0 1	1 1
Paul Lindblad, L (1, 1) OBP: 0.179, SLG: 0.179 Diego Segui, R (2, 1) Jim Gosger, L (7, PH) OBP: 0.330, SLG: 0.351 Ossie Chavarria, R (7, 4) OBP: 0.206, SLG: 0.109		x 0-0 ③ F1		S S S 0-3 ③ K			x 0-0 1-3 HR 1B		x 0-0 ① F7	1 1 1 1	0 0 1 0	0 0 1 0	0 0 0 0	0 1 0 0	0 1 0 0	1 1 0 0
Inning Stats	R: 0 E: 0 K: 1 S: 5 H: 1 LOB: 1 BB: 1 P: 9	R: 1 E: 0 K: 0 S: 5 H: 2 LOB: 1 BB: 0 P: 5	R: 0 E: 0 K: 0 S: 5 H: 2 LOB: 2 BB: 0 P: 5	R: 0 E: 0 K: 2 S: 8 H: 1 LOB: 1 BB: 0 P: 8	R: 0 E: 0 K: 1 S: 6 H: 1 LOB: 1 BB: 0 P: 6	R: 0 E: 0 K: 1 S: 5 H: 0 LOB: 0 BB: 0 P: 5	R: 3 E: 0 K: 1 S: 9 H: 4 LOB: 1 BB: 0 P: 9	R: 0 E: 0 K: 0 S: 3 H: 0 LOB: 0 BB: 0 P: 3	R: 0 E: 0 K: 1 S: 4 H: 0 LOB: 0 BB: 0 P: 5	1B: 7 2B: 2 3B: 1 HR: 2 SF: 1 SAC: 0 DP: 1 HBP: 1						

TOP

Kansas City Athletics @ Washington Senators
D.C. Stadium, Washington, DC

Thu Jul 27 1967, 7:05 PM EDT
Att. 7,357 - Unknown

livebaseballscorecards.com

AB	35
R	4
H	11
RBI	4
BB	1
SO	7
LOB	13

PITCHER		IP	WLS	BF	H	R	ER	SO	BB	IBB	HBP	BLK	WP	HR	S	P	ERA	WHIP
Camilo Pascual, R ERA: 3.4	(1, 1)	6.2	W	31	11	4	4	5	1	0	0	0	0	2	40	44	5.40	1.800
Dick Lines, L ERA: 2.76	(7, 1)	0.1		1	0	0	0	1	0	0	0	0	0	0	3	3	0.00	0.000
Dave Baldwin, R ERA: 1.52	(8, 1)	2.0	S	6	0	0	0	1	0	0	1	0	0	0	7	8	0.00	0.000

PITCHER	IP	WLS	BF	H	R	ER	SO	BB	IBB	HBP	BLK	WP	HR	S	P	ERA	WHIP

Batter	1	2	3	4	5	6	7	8	9	AB	R	H	RBI	BB	SO	LOB
Tim Cullen, R (1, 6) OBP: 0.343, SLG: 0.286	BBBB 4-0 E 3B BB	x 0-0 ① 4-3	SSS 0-3 ③ K			x 0-0 ② F9				3	1	0	0	1	1	2
Ken McMullen, R (1, 5) OBP: 0.286, SLG: 0.362	x 0-0 E8 1-2 3B	x 0-0 1B 2B		x 0-0 ① 5-3		x 0-0 ③ F2				4	2	1	0	0	0	2
Frank Howard, R (1, 7) OBP: 0.332, SLG: 0.531 Ed Stroud, L (7, PR) OBP: 0.286, SLG: 0.255 (8, 8)	x 0-0 1B 1-H 2-H 3B	x 0-0 HBP F7-2 2-H 1B		SSS 0-3 ② K			x 0-0 G6-3 1B			4 0	1 0	3 0	3 0	0 0	1 0	0 0
Fred Valentine, S (1, 8) OBP: 0.342, SLG: 0.339 (8, 7)	x 0-0 S HR 3-H 1B	BBBB 4-0 HBP BB		x 0-0 ③ 4-1			x 0-0 ①② G6-3 1-2f			3	1	1	1	1	0	1
Cap Peterson, R (1, 9) OBP: 0.318, SLG: 0.378	x 0-0 1-H HR	H 1-0 1-2 2-3 HBP			SSS 0-3 ① K		x 0-0 ③ 4-3			3	1	1	2	0	1	1
Paul Casanova, R (1, 2) OBP: 0.279, SLG: 0.358	SSS 0-3 ① K	x 0-0 ②③ F7-2 3-H			x 0-0 ② F7			x 0-0 ① 6-3		4	0	0	0	0	1	3
Mike Epstein, L (1, 3) OBP: 0.322, SLG: 0.375	BBBB 4-0 BB		BBBB 4-0 FC1-6 BB		SSS 0-3 ③ K			x 0-0 ② F8		2	0	0	0	2	1	0
Bob Saverine, S (1, 4) OBP: 0.288, SLG: 0.281	x 0-0 ② F4		x 0-0 ① FC1-6 SH1 1-2f			x 0-0 ① F6		x 0-0 ③ 5-3		4	0	0	0	0	0	2
Camilo Pascual, R (1, 1) OBP: 0.231, SLG: 0.167 Dick Lines, R (7, 1) OBP: 0.375, SLG: 0.167 Dave Baldwin, R (8, 1)	x 0-0 ③ 4-3		x 0-0 ② SH1 1-2			x 0-0 1B				2 0 0	0 0 0	1 0 0	0 0 0	0 0 0	0 0 0	1 0 0
Inning Stats	R: 5 E: 1 K: 1 S: 9 H: 3 LOB: 1 BB: 2 P: 17	R: 1 E: 0 K: 0 S: 4 H: 2 LOB: 2 BB: 1 P: 9	R: 0 E: 0 K: 1 S: 5 H: 0 LOB: 1 BB: 1 P: 9	R: 0 E: 0 K: 1 S: 5 H: 0 LOB: 0 BB: 0 P: 5	R: 0 E: 0 K: 2 S: 7 H: 0 LOB: 0 BB: 0 P: 7	R: 0 E: 0 K: 0 S: 4 H: 1 LOB: 1 BB: 0 P: 4	R: 0 E: 0 K: 0 S: 3 H: 1 LOB: 1 BB: 0 P: 3	R: 0 E: 0 K: 0 S: 3 H: 0 LOB: 0 BB: 0 P: 3		1B: 4 2B: 2 3B: 1 HR: 1	SF: 0 SAC: 1 DP: 2 HBP: 1					

PITCHER		IP	WLS	BF	H	R	ER	SO	BB	IBB	HBP	BLK	WP	HR	S	P	ERA	WHIP
Paul Lindblad, L ERA: 3.35	(1, 1)	1.1	L	11	4	6	5	1	2	0	0	0	0	1	11	19	33.75	4.500
Diego Segui, R ERA: 2.36	(2, 1)	4.2		18	2	0	0	4	2	0	1	0	0	0	23	32	0.00	0.857
Tony Pierce, L ERA: 3.68	(7, 1)	2.0		6	1	0	0	0	0	0	0	0	0	0	6	6	0.00	0.500

PITCHER	IP	WLS	BF	H	R	ER	SO	BB	IBB	HBP	BLK	WP	HR	S	P	ERA	WHIP

BOTTOM

Kansas City Athletics @ Washington Senators
D.C. Stadium, Washington, DC
Thu Jul 27 1967, 7:05 PM EDT
Att. 7,357 - Unknown

livebaseballscorecards.com

AB	29
R	6
H	7
RBI	6
BB	4
SO	5
LOB	12

WP: 0 PB: 0 SB: 1 CS: 0 PA: 35

California Angels @ Washington Senators

D.C. Stadium, Washington, DC

Fri Jul 28 1967, 7:05 PM EDT

Att. 8,755 - Unknown

TOP

livebaseballscorecards.com

Batter	1	2	3	4	5	6	7	8	9	AB	R	H	RBI	BB	SO	LOB
Jose Cardenal, R (1, 7) OBP: 0.266, SLG: 0.328	4-3	1B			5-3			5-3		4	0	1	0	0	0	0
Rick Reichardt, R (8, 7) OBP: 0.299, SLG: 0.361										0	0	0	0	0	0	0
Roger Repoz, L (1, 8) OBP: 0.329, SLG: 0.400	2B 1B	F7			F8			4-3		4	1	1	0	0	0	1
Jim Fregosi, R (1, 6) OBP: 0.344, SLG: 0.402	1-H 1B 2B		4-3		F7			5-3		4	1	1	1	0	0	0
Don Mincher, L (1, 3) OBP: 0.377, SLG: 0.502	B B B B 1B BB		F7			G4-6-3 1B			3-1	3	0	1	0	1	0	0
Jimmie Hall, L (1, 9) OBP: 0.327, SLG: 0.439	1-2 2-H 1B		4-3			F9			F8	4	0	1	1	0	0	1
Tom Satriano, L (1, 5) OBP: 0.305, SLG: 0.319	F6			S S S K		G4-6-3 1-2f			3-1	4	0	0	0	0	1	3
Buck Rodgers, S (1, 2) OBP: 0.281, SLG: 0.310	F9			L4			F4			3	0	0	0	0	0	2
Hawk Taylor, R (8, 2) OBP: 0.282, SLG: 0.324										0	0	0	0	0	0	0
Bobby Knoop, R (1, 4) OBP: 0.316, SLG: 0.365		F8		1B			5-3			3	0	1	0	0	0	0
Jack Hamilton, R (1, 1) OBP: 0.091, SLG: 0.227		S S S K		S S S K			6-3			2	0	0	0	0	2	1
Woodie Held, R (7, PH) OBP: 0.314, SLG: 0.410										1	0	0	0	0	0	0
Pete Cimino, R (7, 1) OBP: 0.300, SLG: 0.300										0	0	0	0	0	0	0
Jim Coates, R (7, 1) OBP: 0.333, SLG: 0.667										0	0	0	0	0	0	0

	AB	32
	R	2
	H	6
	RBI	2
	BB	1
	SO	3
	LOB	8

Inning Stats	1	2	3	4	5	6	7	8	9
	R: 2 E: 0 K: 0 S: 6	H: 3 LOB: 2 BB: 1 P: 10	R: 0 E: 0 K: 1 S: 6	H: 1 LOB: 1 BB: 0 P: 6	R: 0 E: 0 K: 0 S: 3	H: 0 LOB: 0 BB: 0 P: 3	R: 0 E: 0 K: 2 S: 8	H: 1 LOB: 1 BB: 0 P: 8	R: 0 E: 0 K: 0 S: 3	H: 0 LOB: 0 BB: 0 P: 3	R: 0 E: 0 K: 0 S: 3	H: 1 LOB: 0 BB: 0 P: 3	R: 0 E: 0 K: 0 S: 3	H: 0 LOB: 0 BB: 0 P: 3	R: 0 E: 0 K: 0 S: 3	H: 0 LOB: 0 BB: 0 P: 3	R: 0 E: 0 K: 0 S: 3	H: 0 LOB: 0 BB: 0 P: 3

	1B: 5	SF: 0
	2B: 1	SAC: 0
	3B: 0	DP: 1
	HR: 0	HBP: 0

	WP: 0	PA: 33
	PB: 0	
	SB: 0	
	CS: 0	

PITCHER	IP	WLS	BF	H	R	ER	SO	BB	IBB	HBP	BLK	WP	HR	S	P	ERA	WHIP
Phil Ortega, R (1, 1) ERA: 3.4	9.0	W	33	6	2	2	3	1	0	0	0	0	0	38	42	2.00	0.778

PITCHER	IP	WLS	BF	H	R	ER	SO	BB	IBB	HBP	BLK	WP	HR	S	P	ERA	WHIP

Batter	1	2	3	4	5	6	7	8	9	AB	R	H	RBI	BB	SO	LOB
Ed Stroud, L (1, 8) OBP: 0.289, SLG: 0.262	4-3	G6-3 1-2f			4-3 6-3 2B		BB 1B 1-2 1B	F8		4	2	1	0	1	0	3
Ken McMullen, R (1, 5) OBP: 0.290, SLG: 0.366	G4-6-3 1B		BB 1B		4-3 2-3		E 1B 1-3 2-H 3-H	K		5	1	3	2	0	1	1
Frank Howard, R (1, 7) OBP: 0.332, SLG: 0.528 Hank Allen, R (7, PR) OBP: 0.273, SLG: 0.326 (8, 7)	G4-6-3 1-2f		K		6-3 3-H		FC5-4 E 2B 2-3 3-H 1B			4 0	0 1	1 0	2 0	0 0	1 0	2 0
Fred Valentine, S (1, 9) OBP: 0.342, SLG: 0.337 Cap Peterson, R (6, 9) OBP: 0.317, SLG: 0.376		1B BB BB	F7		K		FC6 FC5-4 1-2 3-H			2 1	1 0	0 0	0 0	1 0	1 0	1 1
Mike Epstein, L (1, 3) OBP: 0.325, SLG: 0.374		BB BB 1B 1-3 1B	1-2 BB			K	F5			3	1	1	0	1	1	2
Paul Casanova, R (1, 2) OBP: 0.279, SLG: 0.355		1B BB 1-2 BB	4-3			6-3	FC5-4 2B 1-2f 2-3			3	0	0	0	1	0	4
Bob Saverine, S (1, 4) OBP: 0.294, SLG: 0.289		1B 1-2 2-3 3-H BB	G3			F8	2B 1-3 3-H			3	0	1	2	1	0	0
Tim Cullen, R (1, 6) OBP: 0.346, SLG: 0.290		G6-3 1-2 2-3 3-H 1B	4-3				1B 1B 1B K			4	1	2	1	0	1	3
Phil Ortega, R (1, 1) OBP: 0.152, SLG: 0.071		K	K				BB 1B 1-3 1B	K		4	1	1	0	0	3	3
Inning Stats	R: 0 H: 1 E: 0 LOB: 0 K: 0 BB: 0 S: 3 P: 3	R: 2 H: 2 E: 0 LOB: 2 K: 1 BB: 3 S: 6 P: 18	R: 0 H: 1 E: 0 LOB: 2 K: 1 BB: 1 S: 6 P: 10	R: 0 H: 0 E: 0 LOB: 0 K: 1 BB: 0 S: 5 P: 5	R: 1 H: 1 E: 0 LOB: 0 K: 1 BB: 0 S: 6 P: 6	R: 0 H: 0 E: 0 LOB: 0 K: 1 BB: 0 S: 5 P: 5	R: 5 H: 5 E: 1 LOB: 3 K: 1 BB: 1 S: 11 P: 15	R: 0 H: 0 E: 0 LOB: 0 K: 2 BB: 0 S: 7 P: 7		1B: 8 SF: 0 2B: 2 SAC: 0 3B: 0 DP: 2 HR: 0 HBP: 0						WP: 0 PA: 38 PB: 0 SB: 0 CS: 0	

PITCHER		IP	WLS	BF	H	R	ER	SO	BB	IBB	HBP	BLK	WP	HR	S	P	ERA	WHIP
Jack Hamilton, R ERA: 2.92	(1, 1)	6.0	L	25	5	3	3	5	4	0	0	0	0	0	31	47	4.50	1.500
Pete Cimino, R ERA: 2.97	(7, 1)	0.0		4	3	4	3	0	1	0	0	0	0	0	3	7	∞	∞
Jim Coates, R ERA: 4.71	(7, 1)	2.0		9	2	1	0	3	0	0	0	0	0	0	15	15	0.00	1.000

PITCHER	IP	WLS	BF	H	R	ER	SO	BB	IBB	HBP	BLK	WP	HR	S	P	ERA	WHIP

BOTTOM

California Angels @ Washington Senators

D.C. Stadium, Washington, DC

Fri Jul 28 1967, 7:05 PM EDT

Att. 8,755 - Unknown

livebaseballscorecards.com

AB	33
R	8
H	10
RBI	7
BB	5
SO	8
LOB	20

California Angels @ Washington Senators

D.C. Stadium, Washington, DC

Sat Jul 29 1967, 3:33 AM EDT

Att. 4,753 - Unknown

TOP

livebaseballscorecards.com

Batter	1	2	3	4	5	6	7	8	9	AB	R	H	RBI	BB	SO	LOB
Jose Cardenal, R (1, 8) (6, 7) OBP: 0.262, SLG: 0.322	F9	F4		F9			6-3		F3	5	0	0	0	0	0	6
Woodie Held, R (1, 5) (8, 9) OBP: 0.303, SLG: 0.394	K	K			6-3		K			4	0	0	0	0	3	2
Jim Fregosi, R (1, 6) OBP: 0.344, SLG: 0.400	BB 1B		F9		F6			1-3		4	0	1	0	0	0	0
Bill Skowron, R (1, 3) OBP: 0.254, SLG: 0.242	BB 1-2		6-3		5-3			BB G1-6-3		2	0	0	0	1	0	0
Don Mincher, L (8, PH) (8, 3) OBP: 0.379, SLG: 0.502										0	0	0	0	1	0	0
Bubba Morton, R (1, 9) OBP: 0.390, SLG: 0.352	4-3		6-3			HR		G1-6-3 1-2f		2	0	0	0	0	0	2
Jimmie Hall, L (6, PH) (6, 9) OBP: 0.330, SLG: 0.454										1	1	1	1	0	0	0
Johnny Werhas, R (8, PH) (8, 5) OBP: 0.262, SLG: 0.315										1	0	0	0	0	0	1
Rick Reichardt, R (1, 7) OBP: 0.303, SLG: 0.362		BB 1B BB		L5-3 1B		5-3			SH3-4 E 1B	2	1	1	0	1	0	0
Buck Rodgers, S (1, 2) OBP: 0.280, SLG: 0.307		FC1-5 1B 1-2 BB		L5-3 1-2		6-3			E5 SH3-4 1-2	3	0	0	0	1	0	2
Bobby Knoop, R (1, 4) OBP: 0.316, SLG: 0.365		E 1-2 2-H 1B		E1 1B		5-3			SH3-4 1-2 2-3	3	0	1	1	0	0	0
Fred Newman, R (1, 1)										0	0	0	0	0	0	0
Clyde Wright, R (1, 1) OBP: 0.385, SLG: 0.538										2	0	1	0	0	0	2
Minnie Rojas, R (6, 1) OBP: 0.154, SLG: 0.083										0	0	0	0	0	0	0
Roger Repoz, L (6, 8) OBP: 0.327, SLG: 0.397										1	0	0	0	0	0	0
Hawk Taylor, R (9, PH) OBP: 0.300, SLG: 0.342										1	0	1	0	0	0	0
Paul Schaal, R (9, PH) OBP: 0.296, SLG: 0.305		FC1-5 1-3 2-3f		1-2 1B			F7		K	1	0	0	0	0	1	2

Inning Stats	1	2	3	4	5	6	7	8	9
	R: 0	R: 1	R: 0	R: 0	R: 0	R: 1	R: 0	R: 0	R: 0
	E: 0	E: 1	E: 0	E: 1	E: 0	E: 0	E: 0	E: 0	E: 1
	K: 1	K: 1	K: 0	K: 0	K: 0	K: 0	K: 1	K: 0	K: 1
	S: 6	S: 6	S: 3	S: 5	S: 3	S: 4	S: 5	S: 2	S: 7
	H: 1	H: 1	H: 0	H: 2	H: 0	H: 1	H: 0	H: 0	H: 1
	LOB: 2	LOB: 2	LOB: 0	LOB: 2	LOB: 0	LOB: 0	LOB: 0	LOB: 0	LOB: 2
	BB: 1	BB: 2	BB: 0	BB: 0	BB: 0	BB: 0	BB: 0	BB: 1	BB: 0
	P: 10	P: 14	P: 3	P: 5	P: 3	P: 4	P: 5	P: 6	P: 7

1B: 5	SF: 0
2B: 1	SAC: 1
3B: 0	DP: 2
HR: 1	HBP: 0

WP: 0	PA: 37
PB: 0	
SB: 0	
CS: 0	

AB	32
R	2
H	6
RBI	2
BB	4
SO	4
LOB	17

PITCHER	IP	WLS	BF	H	R	ER	SO	BB	IBB	HBP	BLK	WP	HR	S	P	ERA	WHIP
Frank Bertaina, L (1, 1) ERA: 3.35	1.0		7	1	1	1	1	3	0	0	0	0	0	6	18	9.00	4.000
Bob Priddy, R (2, 1) ERA: 3.88	5.0		19	4	1	1	1	0	0	0	0	0	1	21	21	1.80	0.800
Casey Cox, R (7, 1) ERA: 2.79	1.1	W	4	0	0	0	1	0	0	0	0	0	0	6	6	0.00	0.000
Darold Knowles, L (8, 1) ERA: 2.17	1.1		6	1	0	0	1	1	0	0	0	0	0	7	11	0.00	1.500
Dave Baldwin, R (9, 1) ERA: 1.51	0.1	S	1	0	0	0	0	0	0	0	0	0	0	1	1	0.00	0.000

PITCHER	IP	WLS	BF	H	R	ER	SO	BB	IBB	HBP	BLK	WP	HR	S	P	ERA	WHIP

Batter	1	2	3	4	5	6	7	8	9	AB	R	H	RBI	BB	SO	LOB
Ed Stroud, L (1, 8) OBP: 0.286, SLG: 0.259	F7	FC4-6 1-2f			BB 1B		1B 2B			2	0	0	0	0	0	2
Hank Allen, R (5, PH) (6, 8) OBP: 0.283, SLG: 0.338										1	1	1	0	1	0	0
Ken McMullen, R (1, 5) OBP: 0.289, SLG: 0.364	6-3		5-3		1-2 1B		F4			4	0	1	0	0	0	1
Frank Howard, R (1, 7) OBP: 0.336, SLG: 0.540	HR		G6-4-3 1B		F7		2-H S 1B			4	1	3	2	0	0	2
Bernie Allen, L (7, PR) (8, 4) OBP: 0.244, SLG: 0.253										0	0	0	0	0	0	0
Fred Valentine, S (1, 9) OBP: 0.341, SLG: 0.333	BB		G6-4-3 1-2f		F4		K 1-2			3	0	0	0	1	1	4
Mike Epstein, L (1, 3) OBP: 0.324, SLG: 0.372	K			G3		1B SF8 1B	4-3			4	1	1	0	0	1	3
Paul Casanova, R (1, 2) OBP: 0.278, SLG: 0.353		6-3		F6		1-3 1B		1-3		4	0	1	0	0	0	0
Bob Saverine, S (1, 4) (8, 7) OBP: 0.299, SLG: 0.287		1B BB		BB		SF8 3-H		K		1	0	0	1	2	1	0
Tim Cullen, R (1, 6) OBP: 0.345, SLG: 0.289		FC4-6 1-3 1B		5-3		F7		F7		4	0	1	0	0	0	2
Frank Bertaina, L (1, 1) OBP: 0.053, SLG: 0.053		K	K		F2					0	0	0	0	0	0	0
Bob Priddy, R (2, 1) OBP: 0.333, SLG: 0.167										2	0	0	0	0	2	2
Dick Nen, L (6, PH) OBP: 0.313, SLG: 0.410										1	0	0	0	0	0	1
Casey Cox, R (7, 1)										0	0	0	0	0	0	0
Darold Knowles, L (8, 1) OBP: 0.111, SLG: 0.111										0	0	0	0	0	0	0
Dave Baldwin, R (9, 1)										0	0	0	0	0	0	0
Inning Stats	R: 1 E: 0 K: 1 S: 6 H: 1 LOB: 1 BB: 1 P: 10	R: 0 E: 0 K: 1 S: 6 H: 1 LOB: 2 BB: 1 P: 10	R: 0 E: 0 K: 0 S: 3 H: 1 LOB: 0 BB: 0 P: 3	R: 0 E: 0 K: 0 S: 3 H: 0 LOB: 1 BB: 1 P: 7	R: 0 E: 0 K: 1 S: 6 H: 1 LOB: 2 BB: 1 P: 10	R: 1 E: 0 K: 0 S: 5 H: 2 LOB: 1 BB: 0 P: 5	R: 1 E: 0 K: 1 S: 7 H: 2 LOB: 2 BB: 0 P: 7	R: 0 E: 0 K: 1 S: 5 H: 0 LOB: 0 BB: 0 P: 5		1B: 6 2B: 1 3B: 0 HR: 1 SF: 1 SAC: 0 DP: 1 HBP: 0					WP: 0 PB: 0 SB: 1 CS: 0 PA: 35	

PITCHER		IP	WLS	BF	H	R	ER	SO	BB	IBB	HBP	BLK	WP	HR	S	P	ERA	WHIP
Fred Newman, R ERA: 1.93	(1, 1)	0.2		4	1	1	1	0	1	0	0	0	0	1	3	7	13.50	3.000
Clyde Wright, L ERA: 3.86	(1, 1)	4.1		19	4	1	1	3	3	0	0	0	0	0	22	34	2.08	1.615
Minnie Rojas, R ERA: 2.02	(6, 1)	3.0	L	12	3	1	1	2	0	0	0	0	0	0	16	16	3.00	1.000

PITCHER	IP	WLS	BF	H	R	ER	SO	BB	IBB	HBP	BLK	WP	HR	S	P	ERA	WHIP

BOTTOM

California Angels @ Washington Senators

D.C. Stadium, Washington, DC

Sat Jul 29 1967, 3:33 AM EDT

Att. 4,753 - Unknown

livebaseballscorecards.com

AB	30
R	3
H	8
RBI	3
BB	4
SO	5
LOB	17

California Angels @ Washington Senators

D.C. Stadium, Washington, DC

Sun Jul 30 1967, 3:33 AM EDT

Unknown

TOP

livebaseballscorecards.com

Batter	1	2	3	4	5	6	7	8	9	AB	R	H	RBI	BB	SO	LOB
Jose Cardenal, R (1, 8) OBP: 0.265, SLG: 0.325	G5-4-3, 1B		K		1B			F9		4	0	2	0	0	1	1
Woodie Held, R (1, 5) OBP: 0.310, SLG: 0.407	G5-4-3, 1-2f		1-H, 2B		5-3			FC6-4, 1B		4	0	2	1	0	0	2
Jim Fregosi, R (1, 6) OBP: 0.340, SLG: 0.396	1-3		4-3			F2		FC6-4, 1-2f		4	0	0	0	0	0	2
Bill Skowron, R (1, 3) OBP: 0.240, SLG: 0.229		4-3		F7		5-3			F6	4	0	0	0	0	0	0
Bubba Morton, R (1, 9) OBP: 0.388, SLG: 0.344 Jimmie Hall, L (9, PH) OBP: 0.332, SLG: 0.456		1B, HBP		K		K			1B	2 1	0 0	0 1	0 0	0 0	2 0	0 0
Rick Reichardt, R (1, 7) OBP: 0.308, SLG: 0.365		1-3, G1-6-3, 1B		BB			F7		1-2, 1B	3	0	2	0	1	0	0
Buck Rodgers, S (1, 2) OBP: 0.278, SLG: 0.304 Pete Cimino, R (7, 1) OBP: 0.300, SLG: 0.300 Don Mincher, L (9, PH) OBP: 0.378, SLG: 0.500		G1-6-3, 1-2f		F8			F5		F9	3 0 1	0 0 0	0 0 0	0 0 0	0 0 0	0 0 0	3 0 2
Bobby Knoop, R (1, 4) OBP: 0.316, SLG: 0.364 Tom Satriano, L (7, 4) OBP: 0.303, SLG: 0.316			2B, 1B		6-3		F9		F4	3 1	1 0	1 0	0 0	0 0	0 0	0 2
Rickey Clark, R (1, 1) OBP: 0.065, SLG: 0.033 Paul Schaal, R (5, PH) OBP: 0.295, SLG: 0.304 Jim Coates, R (5, 1) OBP: 0.333, SLG: 0.667 Hawk Taylor, R (7, 2) OBP: 0.293, SLG: 0.333			K	F8				5-3		1 1 0 1	0 0 0 0	0 0 0 0	0 0 0 0	0 0 0 0	1 0 0 0	1 0 0 0
Inning Stats	R: 0 E: 0 K: 0 S: 3 H: 1 LOB: 0 BB: 0 P: 3	R: 0 E: 0 K: 0 S: 3 H: 1 LOB: 1 BB: 0 P: 4	R: 1 E: 0 K: 2 S: 9 H: 2 LOB: 1 BB: 0 P: 9	R: 0 E: 0 K: 1 S: 5 H: 0 LOB: 1 BB: 1 P: 9	R: 0 E: 0 K: 0 S: 4 H: 1 LOB: 1 BB: 0 P: 4	R: 0 E: 0 K: 1 S: 5 H: 0 LOB: 0 BB: 0 P: 5	R: 0 E: 0 K: 0 S: 3 H: 0 LOB: 0 BB: 0 P: 3	R: 0 E: 0 K: 0 S: 4 H: 1 LOB: 1 BB: 0 P: 4	R: 0 E: 0 K: 0 S: 5 H: 2 LOB: 2 BB: 0 P: 5	1B: 7 2B: 1 3B: 0 HR: 0 SF: 0 SAC: 0 DP: 2 HBP: 1						

	AB	33
	R	1
	H	8
	RBI	1
	BB	1
	SO	4
	LOB	13

WP: 0 PB: 0 SB: 0 CS: 0 PA: 35

PITCHER		IP	WLS	BF	H	R	ER	SO	BB	IBB	HBP	BLK	WP	HR	S	P	ERA	WHIP
Barry Moore, L ERA: 4.37	(1, 1)	5.0	W	20	5	1	1	3	1	0	1	0	0	0	24	29	1.80	1.200
Bob Humphreys, R ERA: 4.04	(6, 1)	4.0	S	15	3	0	0	1	0	0	0	0	0	0	17	17	0.00	0.750

PITCHER	IP	WLS	BF	H	R	ER	SO	BB	IBB	HBP	BLK	WP	HR	S	P	ERA	WHIP

BOTTOM

California Angels @ Washington Senators

D.C. Stadium, Washington, DC

Sun Jul 30 1967, 3:33 AM EDT

Unknown

livebaseballscorecards.com

Batter	1	2	3	4	5	6	7	8	9	AB	R	H	RBI	BB	SO	LOB
Ed Stroud, L (1, 8) OBP: 0.289, SLG: 0.259	5-3		2B BB	4-3		K	1B			4	1	1	1	1	1	3
Ken McMullen, R (1, 5) OBP: 0.291, SLG: 0.368	K		K 2B	1B			F7	K		5	1	2	3	0	2	0
Frank Howard, R (1, 7) OBP: 0.340, SLG: 0.550	1B		K L4-3		HR		2B HBP	K		3	1	2	1	0	1	0
Hank Allen, R (7, PR) OBP: 0.281, SLG: 0.336 (8, 7)										1	1	0	0	0	1	0
Fred Valentine, S (1, 9) OBP: 0.339, SLG: 0.334	1-6-3		L4-3		F9		HR 2B	F9		5	1	1	0	0	0	2
Mike Epstein, L (1, 3) OBP: 0.332, SLG: 0.378		4-3 2B	S E BB		F9		HR IBB			2	2	1	0	2	0	0
Paul Casanova, R (1, 2) OBP: 0.278, SLG: 0.361		5-3	F4		G3		HR			4	1	1	4	0	0	1
Bob Saverine, S (1, 4) OBP: 0.298, SLG: 0.292		4-3	SH FC4-2 2B			F8	F8			4	0	1	0	0	0	2
Tim Cullen, R (1, 6) OBP: 0.353, SLG: 0.292		BB	SH 4-3 FC4-2 1B			SH1-4 1B	BB 1B HBP			1	2	1	0	1	0	0
Barry Moore, L (1, 1) OBP: 0.128, SLG: 0.167		F7	FC4-2 4-3 1B			SH1-4	1B BB			2	1	0	0	0	0	4
Bob Humphreys, R (6, 1) OBP: 0.308, SLG: 0.100										0	0	0	0	1	0	0
Inning Stats	R: 0 E: 0 K: 1 S: 6 H: 1 LOB: 1 BB: 0 P: 6	R: 0 E: 0 K: 0 S: 4 H: 1 LOB: 2 BB: 1 P: 8	R: 3 E: 1 K: 1 S: 6 H: 1 LOB: 0 BB: 2 P: 14	R: 2 E: 1 K: 0 S: 5 H: 2 LOB: 1 BB: 0 P: 5	R: 1 E: 0 K: 0 S: 4 H: 1 LOB: 0 BB: 0 P: 4	R: 0 E: 0 K: 1 S: 6 H: 1 LOB: 1 BB: 0 P: 6	R: 5 E: 0 K: 0 S: 5 H: 3 LOB: 2 BB: 2 P: 15	R: 0 E: 0 K: 2 S: 7 H: 0 LOB: 0 BB: 0 P: 7		1B: 4 2B: 5 3B: 0 HR: 2	SF: 0 SAC: 2 DP: 1 HBP: 2				WP: 0 PB: 0 SB: 1 CS: 0	PA: 40	

PITCHER		IP	WLS	BF	H	R	ER	SO	BB	IBB	HBP	BLK	WP	HR	S	P	ERA	WHIP
Rickey Clark, R ERA: 2.5	(1, 1)	4.0	L	20	5	5	1	2	3	0	0	0	0	0	21	33	2.25	2.000
Jim Coates, R ERA: 6.03	(5, 1)	2.2		16	4	6	6	1	1	1	2	0	0	2	14	24	20.25	1.875
Pete Cimino, R ERA: 2.9	(7, 1)	1.1		4	1	0	0	2	0	0	0	0	0	0	8	8	0.00	0.750

PITCHER	IP	WLS	BF	H	R	ER	SO	BB	IBB	HBP	BLK	WP	HR	S	P	ERA	WHIP

Batter	1	2	3	4	5	6	7	8	9	AB	R	H	RBI	BB	SO	LOB
Roger Repoz, L (1, 8) OBP: 0.327, SLG: 0.396	L6		F9			CS 1B	1-3 2-H 3-H 3B 1B	K 1-2		3	0	1	0	0	0	0
Bill Skowron, R (7, PH) OBP: 0.250, SLG: 0.239										1	1	1	2	0	0	0
Bill Kelso, R (7, 1)										1	0	0	0	0	1	1
Jim Fregosi, R (1, 6) OBP: 0.341, SLG: 0.401	F8		F9			L4 1-2	1-H 1B 3-H 3B	BB 2-H 1B		5	1	2	3	0	0	1
Jimmie Hall, L (1, 9) OBP: 0.337, SLG: 0.455	BB			F9		K	SH1-3 BB SF9 3-H 1B	1-2 BB		3	1	1	1	2	1	0
Don Mincher, L (1, 3) OBP: 0.378, SLG: 0.495	F8			K			1B HBP SH1-3 BB	4-3		3	1	0	0	1	1	3
Rick Reichardt, R (1, 7) OBP: 0.310, SLG: 0.367		K		4-3			SH 1B SH1-3		5-3 BB 1B	4	1	2	0	0	1	0
Tom Satriano, L (1, 5) OBP: 0.303, SLG: 0.317		F6			F8		SH WP 1B SF9		F7	3	0	1	1	0	0	0
Paul Schaal, R (7, PR) OBP: 0.293, SLG: 0.303										1	1	0	1	0	0	1
(7, 5)																
Bobby Knoop, R (1, 4) OBP: 0.321, SLG: 0.367		1B			FC5-4 1B		SH WP 1-3 2-H 1B K		5-3 1-2 BB	3	1	2	0	1	1	2
Hawk Taylor, R (1, 2) OBP: 0.279, SLG: 0.317	4-3				FC5-4 1-2f		WP 1B IBB	5-3	5-3 1-2 2-3	2	0	0	0	0	0	2
Buck Rodgers, S (7, PH) OBP: 0.278, SLG: 0.301										2	1	0	0	1	0	2
(7, 2)																
George Brunet, R (1, 1) OBP: 0.089, SLG: 0.073			6-3		K		1B 3B 1-2 2-3 3-H BB	S 1B	K	2	0	0	0	0	1	1
Woodie Held, R (7, PH) OBP: 0.315, SLG: 0.407										0	1	0	0	1	0	0
Jose Cardenal, R (7, 8) OBP: 0.266, SLG: 0.326										2	1	1	0	0	1	2
Inning Stats	R: 0 E: 0 K: 0 S: 3 H: 0 LOB: 1 BB: 1 P: 7	R: 0 E: 0 K: 1 S: 6 H: 1 LOB: 1 BB: 0 P: 6	R: 0 E: 0 K: 0 S: 3 H: 0 LOB: 0 BB: 0 P: 3	R: 0 E: 0 K: 1 S: 5 H: 0 LOB: 0 BB: 0 P: 5	R: 0 E: 0 K: 1 S: 6 H: 1 LOB: 1 BB: 0 P: 6	R: 0 E: 0 K: 1 S: 5 H: 1 LOB: 0 BB: 0 P: 5	R: 9 E: 1 K: 1 S: 11 H: 5 LOB: 2 BB: 3 P: 24	R: 1 E: 0 K: 1 S: 7 H: 2 LOB: 2 BB: 1 P: 11	R: 0 E: 0 K: 1 S: 6 H: 1 LOB: 2 BB: 1 P: 10	1B: 10 2B: 0 3B: 1 HR: 0	SF: 1 SAC: 2 DP: 0 HBP: 1						

TOP

California Angels @ Washington Senators

D.C. Stadium, Washington, DC

Sun Jul 30 1967, 3:38 AM EDT

Att. 21,368 - Unknown

livebaseballscorecards.com

AB	35
R	10
H	11
RBI	8
BB	6
SO	7
LOB	15

WP: 1 PB: 0 SB: 1 CS: 1 PA: 45

PITCHER		IP	WLS	BF	H	R	ER	SO	BB	IBB	HBP	BLK	WP	HR	S	P	ERA	WHIP
Joe Coleman, R ERA: 4.45	(1, 1)	6.0	L	24	5	3	3	4	1	0	1	0	0	0	30	35	4.50	1.000
Dave Baldwin, R ERA: 1.94	(7, 1)	0.0		3	0	0	0	0	1	1	0	0	1	0	1	9	∞	∞
Dick Lines, L ERA: 3.05	(7, 1)	0.0		4	3	5	4	0	1	0	0	0	0	0	3	7	∞	∞
Casey Cox, R ERA: 2.88	(7, 1)	2.0		9	2	2	1	2	1	0	0	0	0	0	12	16	4.50	1.500
Darold Knowles, L ERA: 2.14	(9, 1)	1.0		5	1	0	0	1	1	0	0	0	0	0	6	10	0.00	2.000

PITCHER	IP	WLS	BF	H	R	ER	SO	BB	IBB	HBP	BLK	WP	HR	S	P	ERA	WHIP

Batter	1	2	3	4	5	6	7	8	9	AB	R	H	RBI	BB	SO	LOB
Tim Cullen, R (1, 6) OBP: 0.354, SLG: 0.292	x 0-0 S 1B		S S S 0-3 K ③		x 0-0 5-3 ③		B B B B 4-0 BB		x 0-0 F8 ③	4	0	1	0	1	1	1
Ken McMullen, R (1, 5) OBP: 0.293, SLG: 0.370	x 0-0 F3 ①			x 0-0 1B FC5-4 2B		B B B B 4-0 1B 1B BB	S S S 0-3 K ③			3	2	1	0	1	1	2
Frank Howard, R (1, 7) OBP: 0.345, SLG: 0.553	S S S 0-3 K ②			x 0-0 FC5-4 2-3 1B		x 0-0 E 1B 1-2 1B		x 0-0 E 1B		4	0	3	0	0	1	1
Cap Peterson, R (1, 9) OBP: 0.316, SLG: 0.375	S S S 0-3 K ③ 1-2			x 0-0 FC5-4 1B ① 1-2f 3-H		x 0-0 E8 1-3 2-H 1B		S S S 0-3 K ①		4	0	1	2	0	2	3
Hank Allen, R (1, 8) OBP: 0.280, SLG: 0.333		x 0-0 F9 ①		x 0-0 K 1-2 1B		x 0-0 F2 ①		S S S 0-3 K ②		4	0	1	0	0	1	3
Bob Saverine, S (1, 4) OBP: 0.291, SLG: 0.285		x 0-0 F9 ②	S S S 0-3 K ② ③ 1-2			S S S 0-3 K ②		x 0-0 E4 1-2		4	0	0	0	0	2	5
Dick Nen, L (1, 3) OBP: 0.314, SLG: 0.408 Darold Knowles, L (9, 1) OBP: 0.111, SLG: 0.111		x 0-0 4-3 ③			x 0-0 SH1-4 1B	x 0-0 F8 ③		S S S 0-3 K ③		3 0	0 0	1 0	0 0	0 0	0 0	2 0
Doug Camilli, R (1, 2) OBP: 0.215, SLG: 0.242			S S S 0-3 K ①		x 0-0 F8 ①		x 0-0 F8 ①		S S S 0-3 K ①	4	0	0	0	0	2	1
Joe Coleman, R (1, 1) OBP: 0.132, SLG: 0.086 Dave Baldwin, R (7, 1) Dick Lines, R (7, 1) OBP: 0.375, SLG: 0.167 Mike Epstein, L (7, 3) OBP: 0.329, SLG: 0.374 Casey Cox, R (7, 1) Fred Valentine, S (8, PH) OBP: 0.338, SLG: 0.333			S S S 0-3 K ②		x 0-0 SH1-4 ② 1-2		x 0-0 F8 ②		S S S 0-3 K ②	1 0 0 2 0 1	0 0 0 0 0 0	0 0 0 0 0 0	0 0 0 0 0 0	0 0 0 1 0 1	1 0 0 0 0 1	0 0 0 0 0 2
Inning Stats	R: 0 E: 0 K: 2 S: 8 H: 1 LOB: 1 BB: 0 P: 8	R: 0 E: 0 K: 0 S: 3 H: 0 LOB: 0 BB: 0 P: 3	R: 0 E: 0 K: 3 S: 9 H: 0 LOB: 0 BB: 0 P: 9	R: 1 E: 0 K: 1 S: 7 H: 3 LOB: 1 BB: 0 P: 7	R: 0 E: 0 K: 0 S: 4 H: 1 LOB: 1 BB: 0 P: 4	R: 1 E: 1 K: 1 S: 7 H: 2 LOB: 2 BB: 1 P: 11	R: 0 E: 0 K: 1 S: 5 H: 0 LOB: 1 BB: 1 P: 9	R: 0 E: 1 K: 3 S: 11 H: 1 LOB: 2 BB: 0 P: 11	R: 0 E: 0 K: 2 S: 7 H: 0 LOB: 0 BB: 0 P: 7	1B: 7 2B: 1 3B: 0 HR: 0	SF: 0 SAC: 1 DP: 0 HBP: 0						

PITCHER		IP	WLS	BF	H	R	ER	SO	BB	IBB	HBP	BLK	WP	HR	S	P	ERA	WHIP
George Brunet, L ERA: 3.3	(1, 1)	6.0	W	25	7	2	2	7	1	0	0	0	0	0	38	42	3.00	1.333
Bill Kelso, R ERA: 3.19	(7, 1)	3.0	S	12	1	0	0	6	1	0	0	0	0	0	23	27	0.00	0.667

PITCHER	IP	WLS	BF	H	R	ER	SO	BB	IBB	HBP	BLK	WP	HR	S	P	ERA	WHIP

BOTTOM

California Angels @ Washington Senators

D.C. Stadium, Washington, DC

Sun Jul 30 1967, 3:38 AM EDT

Att. 21,368 - Unknown

livebaseballscorecards.com

AB	34
R	2
H	8
RBI	2
BB	2
SO	13
LOB	20

WP: 0	PB: 0	SB: 1	CS: 0
PA: 37			

Batter	1	2	3	4	5	6	7	8	9	AB	R	H	RBI	BB	SO	LOB
Rod Carew, L (1, 4) OBP: 0.348, SLG: 0.420	0-0 1B E 1B	0-0 F7 ②		0-3 K ③		0-3 K ①		0-3 K ③		5	1	1	0	0	3	3
Cesar Tovar, R (1, 5) OBP: 0.344, SLG: 0.381	0-0 1-3 E 1B	0-0 F9 ③			0-0 F7 ①	0-0 1B			0-0 F7 ①	5	1	2	0	0	0	1
Tony Oliva, L (1, 9) OBP: 0.311, SLG: 0.441	0-0 E6 1-H 3-H 3B		0-0 F7 ①		0-0 BB 1B 1B	0-0 F5 ②			0-0 G3 ②	5	2	2	2	0	0	1
Harmon Killebrew, R (1, 3) OBP: 0.414, SLG: 0.583 Rich Reese, L (9, 3) OBP: 0.247, SLG: 0.328	4-0 BB		0-3 K ②		0-3 K ②	0-0 6-3 ③			4-0 BB	3 0	0 0	0 0	0 0	2 0	2 0	2 0
Bob Allison, R (1, 7) OBP: 0.349, SLG: 0.449 Sandy Valdespino, L (7, 7) OBP: 0.237, SLG: 0.259	0-3 K ①		0-0 6-3 ③		0-0 1-2 BB 1B 1B		0-0 5-3 ①		0-0 F5 ③	4 1	1 0	1 0	0 0	0 0	1 0	1 1
Zoilo Versalles, R (1, 6) OBP: 0.273, SLG: 0.290	0-0 F3 ②			0-0 F9 ①	4-0 1-2 2-3 1B BB		0-3 K ②			3	0	0	0	1	1	1
Ted Uhlaender, L (1, 8) OBP: 0.247, SLG: 0.376	0-3 K ③			4-0 SH3 1B BB	0-0 1-3 2-H 3-H 1B		0-3 K ③			3	0	1	2	1	2	1
Jerry Zimmerman, R (1, 2) OBP: 0.247, SLG: 0.173		0-3 K ①		0-0 1-2 SH3 1B	4-0 IBB			0-0 G3 ①		3	0	1	0	1	1	0
Dean Chance, R (1, 1) OBP: 0.108, SLG: 0.033 Jim Roland, R (8, 1) Al Worthington, R (8, 1)	0-0 1B			0-0 1-2 2-3 SH3 ②	0-3 K ③			0-3 K ②		3 0 0	0 0 0	1 0 0	0 0 0	0 0 0	2 0 0	3 0 0
Inning Stats	R: 3 H: 3 E: 1 LOB: 1 K: 2 BB: 1 S: 10 P: 14	R: 0 H: 1 E: 0 LOB: 1 K: 1 BB: 0 S: 6 P: 6	R: 0 H: 0 E: 0 LOB: 0 K: 1 BB: 0 S: 5 P: 5	R: 0 H: 1 E: 0 LOB: 2 K: 1 BB: 1 S: 6 P: 10	R: 2 H: 3 E: 0 LOB: 3 K: 2 BB: 2 S: 10 P: 18	R: 0 H: 1 E: 0 LOB: 1 K: 1 BB: 0 S: 6 P: 6	R: 0 H: 0 E: 0 LOB: 0 K: 2 BB: 0 S: 7 P: 7	R: 0 H: 0 E: 0 LOB: 0 K: 2 BB: 0 S: 7 P: 7	R: 0 H: 0 E: 0 LOB: 1 K: 0 BB: 1 S: 3 P: 7	1B: 8 SF: 0 2B: 0 SAC: 1 3B: 1 DP: 0 HR: 0 HBP: 0						

PITCHER		IP	WLS	BF	H	R	ER	SO	BB	IBB	HBP	BLK	WP	HR	S	P	ERA	WHIP
Camilo Pascual, R ERA: 3.56	(1, 1)	5.0	L	27	8	5	4	7	3	1	0	0	0	0	37	53	7.20	2.200
Dick Lines, L ERA: 2.95	(6, 1)	2.0		7	1	0	0	3	0	0	0	0	0	0	13	13	0.00	0.500
Darold Knowles, L ERA: 2.08	(8, 1)	2.0		7	0	0	0	2	1	0	0	0	0	0	10	14	0.00	0.500

PITCHER	IP	WLS	BF	H	R	ER	SO	BB	IBB	HBP	BLK	WP	HR	S	P	ERA	WHIP

TOP

Minnesota Twins @ Washington Senators

D.C. Stadium, Washington, DC

Tue Aug 01 1967, 7:05 PM EDT

Att. 25,184 - Unknown

livebaseballscorecards.com

AB	35
R	5
H	9
RBI	4
BB	5
SO	12
LOB	14

Batter	1	2	3	4	5	6	7	8	9	AB	R	H	RBI	BB	SO	LOB
Ed Stroud, L (1, 8) OBP: 0.287, SLG: 0.252	G3		F8		6-3			5-3	BB	4	0	0	0	1	0	1
Ken McMullen, R (1, 5) OBP: 0.294, SLG: 0.370	1B		G6-4-3 1-2f			5-3		E 1B 1B	F5	5	1	2	0	0	0	3
Frank Howard, R (1, 7) (9, 3) OBP: 0.343, SLG: 0.547	F8			K		1B 4-3 1B		E5 1B 1-2 1B	F8	5	2	1	0	0	1	4
Fred Valentine, S (1, 9) OBP: 0.340, SLG: 0.336	F6			4-3		4-3 1-3 1B		FC5-4 1-3 2-H 1B		4	0	2	1	0	0	1
Mike Epstein, L (1, 3) Cap Peterson, R (8, PH) (9, 7) OBP: 0.329, SLG: 0.374 OBP: 0.318, SLG: 0.377		K		1B		4-3 1-2 3-H		FC5-4 1-2 3-H 1B		3 1	0 0	1 1	1 1	0 0	1 0	1 0
Paul Casanova, R (1, 2) OBP: 0.275, SLG: 0.357		5-3	F9			1-3		FC5-4 1-2f 2-3		4	0	0	0	0	0	4
Bob Saverine, S (1, 4) OBP: 0.295, SLG: 0.302		2B			BLK 6-3 2B		F7	K		4	1	2	0	0	1	2
Tim Cullen, R (1, 6) OBP: 0.356, SLG: 0.300		G3			K		G4-6-3 1B		2B	4	0	2	0	0	1	2
Camilo Pascual, R (1, 1) Bernie Allen, L (5, PH) Dick Lines, R (6, 1) Dick Nen, L (7, PH) Darold Knowles, L (8, 1) Hank Allen, R (9, PH) OBP: 0.250, SLG: 0.189 OBP: 0.243, SLG: 0.251 OBP: 0.375, SLG: 0.167 OBP: 0.312, SLG: 0.405 OBP: 0.111, SLG: 0.111 OBP: 0.278, SLG: 0.331			G6-4-3 1B		6-3 2-H		G4-6-3 1-2f		K	1 1 0 1 0 1	0 0 0 0 0 0	1 0 0 0 0 1	0 1 0 0 0 1	0 0 0 0 0 1	0 0 0 0 0 1	0 0 0 1 0 1
Inning Stats	R: 0 E: 0 K: 0 S: 4 H: 1 LOB: 1 BB: 0 P: 4	R: 0 E: 0 K: 1 S: 6 H: 1 LOB: 1 BB: 0 P: 6	R: 0 E: 0 K: 0 S: 3 H: 1 LOB: 0 BB: 0 P: 3	R: 0 E: 0 K: 1 S: 6 H: 1 LOB: 1 BB: 0 P: 6	R: 1 E: 0 K: 1 S: 6 H: 1 LOB: 0 BB: 0 P: 6	R: 1 E: 0 K: 0 S: 5 H: 2 LOB: 1 BB: 0 P: 5	R: 0 E: 0 K: 0 S: 3 H: 1 LOB: 0 BB: 0 P: 3	R: 2 E: 1 K: 1 S: 9 H: 3 LOB: 2 BB: 0 P: 9	R: 0 E: 0 K: 1 S: 6 H: 1 LOB: 2 BB: 1 P: 10	1B: 9 2B: 3 3B: 0 HR: 0 SF: 0 SAC: 0 DP: 2 HBP: 0						

PITCHER		IP	WLS	BF	H	R	ER	SO	BB	IBB	HBP	BLK	WP	HR	S	P	ERA	WHIP
Dean Chance, R ERA: 2.62	(1, 1)	7.1	W	31	10	4	3	3	0	0	0	1	0	0	37	37	3.68	1.364
Jim Roland, L ERA: 2.81	(8, 1)	0.0		1	1	0	0	0	0	0	0	0	0	0	1	1	∞	∞
Al Worthington, R ERA: 4.08	(8, 1)	1.2	S	7	1	0	0	2	1	0	0	0	0	0	10	14	0.00	1.200

PITCHER	IP	WLS	BF	H	R	ER	SO	BB	IBB	HBP	BLK	WP	HR	S	P	ERA	WHIP

BOTTOM

Minnesota Twins @ Washington Senators

D.C. Stadium, Washington, DC

Tue Aug 01 1967, 7:05 PM EDT

Att. 25,184 - Unknown

livebaseballscorecards.com

AB	38
R	4
H	12
RBI	4
BB	1
SO	5
LOB	20

1B: 9	SF: 0	WP: 0	PA: 39
2B: 3	SAC: 0	PB: 0	
3B: 0	DP: 2	SB: 0	
HR: 0	HBP: 0	CS: 0	

Minnesota Twins @ Washington Senators

D.C. Stadium, Washington, DC

Wed Aug 02 1967, 7:05 PM EDT

Att. 17,795 - Unknown

livebaseballscorecards.com

TOP

Batter	1	2	3	4	5	6	7	8	9	10	11	AB	R	H	RBI	BB	SO	LOB
Rod Carew, L (1, 4) OBP: 0.346, SLG: 0.417	5-3		6-3			6-3		SF8 1B; 1-2; 3-H; 1B		K		5	1	1	1	0	1	0
Cesar Tovar, R (1, 5) OBP: 0.343, SLG: 0.379	F4			F3		F8		SF8; 1-2; 2-3; 1B		F4		5	1	1	0	0	0	0
Tony Oliva, L (1, 9) OBP: 0.306, SLG: 0.436	6-3			F6		F4		SF8; 1-2; 2-3; 3-H			6-3	4	0	0	1	0	0	0
Harmon Killebrew, R (1, 3) OBP: 0.416, SLG: 0.582		BBBB; G6-4-3 1B; BB			F9		F9	2-H; 3-H; 1B			5-3	4	0	2	2	1	0	0
Bob Allison, R (1, 7) OBP: 0.348, SLG: 0.447		1-2; G6-4-3; 1B			F9		6-3	SSS; K			6-3	4	0	1	0	0	1	2
Ron Kline, R (8, 1)												0	0	0	0	0	0	0
Frank Kostro, R (11, PH) OBP: 0.333, SLG: 0.250												1	0	0	0	0	0	0
Al Worthington, R (11, 1)												0	0	0	0	0	0	0
Zoilo Versalles, R (1, 6) OBP: 0.273, SLG: 0.289		G6-4-3; 1-2f; 2-3			1B		F9		1-3			4	0	1	0	0	0	2
Ted Uhlaender, L (1, 8) OBP: 0.247, SLG: 0.374		1-3			F8			F8 1B; 1B; 1B	4-3			4	1	1	0	0	0	2
Jerry Zimmerman, R (1, 2) OBP: 0.243, SLG: 0.170			F8		SSS; K			1B 1B; 1-2; SF8; 1B	SSS; K			2	0	0	0	0	1	1
Russ Nixon, L (8, PH) OBP: 0.320, SLG: 0.330												2	1	1	0	0	1	0
(8, 2)																		
Earl Battey, R (11, 2) OBP: 0.279, SLG: 0.235												0	0	0	0	0	0	0
Jim Kaat, L (1, 1) OBP: 0.317, SLG: 0.368			F8		4-3			F8; 2-3		F5		2	0	0	0	0	0	1
Jim Perry, S (6, 1) OBP: 0.263, SLG: 0.474												0	0	0	0	0	0	0
Rich Reese, L (8, PH) OBP: 0.247, SLG: 0.328												0	0	0	0	0	0	0
Rich Rollins, R (8, PH) OBP: 0.333, SLG: 0.355												1	0	0	0	0	0	2
Sandy Valdespino, L (8, 7) OBP: 0.233, SLG: 0.255												1	0	0	0	0	0	0
Inning Stats	R: 0 E: 0 K: 0 S: 3 H: 0 LOB: 0 BB: 0 P: 3	R: 0 E: 0 K: 0 S: 3 H: 1 LOB: 1 BB: 1 P: 7	R: 0 E: 0 K: 0 S: 3 H: 0 LOB: 0 BB: 0 P: 3	R: 0 E: 0 K: 0 S: 4 H: 1 LOB: 1 BB: 0 P: 4	R: 0 E: 0 K: 1 S: 6 H: 1 LOB: 1 BB: 0 P: 6	R: 0 E: 0 K: 0 S: 3 H: 0 LOB: 0 BB: 0 P: 3	R: 0 E: 0 K: 0 S: 3 H: 0 LOB: 0 BB: 0 P: 3	R: 4 E: 0 K: 1 S: 10 H: 5 LOB: 1 BB: 0 P: 10	R: 0 E: 0 K: 1 S: 5 H: 0 LOB: 0 BB: 0 P: 5	R: 0 E: 0 K: 1 S: 5 H: 0 LOB: 0 BB: 0 P: 5	R: 0 E: 0 K: 0 S: 3 H: 0 LOB: 0 BB: 0 P: 3							

PITCHER		IP	WLS	BF	H	R	ER	SO	BB	IBB	HBP	BLK	WP	HR	S	P	ERA	WHIP
Phil Ortega, R ERA: 3.36	(1, 1)	7.0		26	5	2	2	1	1	0	0	0	0	0	27	31	2.57	0.857
Darold Knowles, L ERA: 2.31	(8, 1)	0.2		4	2	0	0	0	0	0	0	0	0	0	4	4	0.00	3.000
Dave Baldwin, R ERA: 1.84	(8, 1)	2.1		8	1	2	2	3	0	0	0	0	0	0	14	14	7.71	0.429
Casey Cox, R ERA: 2.81	(11, 1)	1.0	W	3	0	0	0	0	0	0	0	0	0	0	3	3	0.00	0.000

PITCHER	IP	WLS	BF	H	R	ER	SO	BB	IBB	HBP	BLK	WP	HR	S	P	ERA	WHIP

AB	39
R	4
H	8
RBI	4
BB	1
SO	4
LOB	10

1B: 8	SF: 1	WP: 0	PA: 41
2B: 0	SAC: 0	PB: 0	
3B: 0	DP: 1	SB: 0	
HR: 0	HBP: 0	CS: 0	

Batter	1	2	3	4	5	6	7	8	9	10	11	AB	R	H	RBI	BB	SO	LOB
Tim Cullen, R (1, 4) (11, 6) OBP: 0.349, SLG: 0.293	F8		F8		FC6-5 2-3		F9			6-3		5	0	0	0	0	0	1
Ken McMullen, R (1, 5) OBP: 0.293, SLG: 0.368	5-3		3-1			FC4-6, 1B 1B 1B		F9			F3	5	1	1	0	0	0	0
Frank Howard, R (1, 7) OBP: 0.342, SLG: 0.544	5-3		F5			1-2 FC4-6 1B		F7			S 1B	4	0	1	0	0	0	0
Ed Stroud, L (9, 8) OBP: 0.291, SLG: 0.257												1	1	1	0	0	0	0
Cap Peterson, R (1, 9) OBP: 0.316, SLG: 0.377		1B 1B 2B		F3		FC4-6 1B 1-2f 2-3 1B		F8			F2 1-2	5	2	1	0	0	0	3
Hank Allen, R (1, 8) (9, 7) OBP: 0.288, SLG: 0.340		1B FC5-4 2-3 1B		6-3		K2-5 1B 1-2 3-H 1B			F7		2-H 1B	5	1	3	2	0	0	0
Paul Casanova, R (1, 2) OBP: 0.277, SLG: 0.359		FC5-4 1-3 3-H 1B		F7		1-2 2-H 1B			F7			4	0	2	2	0	0	0
Dick Nen, L (1, 3) OBP: 0.310, SLG: 0.400	K				FC6-5, 4-3 1B	K2-5 2-3f			4-3			4	0	1	0	0	2	4
Ed Brinkman, R (1, 6) OBP: 0.249, SLG: 0.242	FC5-4 1-2f 3-H				F4		K			L1		3	0	0	1	0	1	2
Mike Epstein, L (10, PH) OBP: 0.327, SLG: 0.372												1	0	0	0	0	0	0
Casey Cox, R (11, 1)												0	0	0	0	0	0	0
Phil Ortega, R (1, 1) OBP: 0.143, SLG: 0.067	K				4-3 1-2		4-3			4-3		3	0	0	0	0	1	2
Darold Knowles, L (8, 1) OBP: 0.111, SLG: 0.111												0	0	0	0	0	0	0
Dave Baldwin, R (8, 1)												0	0	0	0	0	0	0
Bernie Allen, L (10, PH) OBP: 0.241, SLG: 0.250												1	0	0	0	0	0	0
(11, 4)																		
Inning Stats	R: 0 H: 0 E: 0 LOB: 0 K: 0 BB: 0 S: 3 P: 3	R: 2 H: 3 E: 0 LOB: 1 K: 2 BB: 0 S: 10 P: 10	R: 0 H: 0 E: 0 LOB: 0 K: 0 BB: 0 S: 3 P: 3	R: 0 H: 0 E: 0 LOB: 0 K: 0 BB: 0 S: 3 P: 3	R: 0 H: 1 E: 0 LOB: 1 K: 0 BB: 0 S: 4 P: 4	R: 2 H: 4 E: 0 LOB: 2 K: 1 BB: 0 S: 8 P: 8	R: 0 H: 0 E: 0 LOB: 0 K: 1 BB: 0 S: 5 P: 5	R: 0 H: 0 E: 0 LOB: 0 K: 0 BB: 0 S: 3 P: 3	R: 0 H: 0 E: 0 LOB: 0 K: 0 BB: 0 S: 3 P: 3	R: 0 H: 0 E: 0 LOB: 0 K: 0 BB: 0 S: 3 P: 3	R: 1 H: 2 E: 0 LOB: 1 K: 0 BB: 0 S: 4 P: 4	1B: 9 SF: 0 2B: 2 SAC: 0 3B: 0 DP: 1 HR: 0 HBP: 0	WP: 0 PA: 41 PB: 0 SB: 1 CS: 0					

PITCHER		IP	WLS	BF	H	R	ER	SO	BB	IBB	HBP	BLK	WP	HR	S	P	ERA	WHIP
Jim Kaat, L ERA: 3.81	(1, 1)	5.1		23	7	4	4	2	0	0	0	0	0	0	27	27	6.75	1.312
Jim Perry, R ERA: 3.74	(6, 1)	1.2		5	1	0	0	2	0	0	0	0	0	0	9	9	0.00	0.600
Ron Kline, R ERA: 3.42	(8, 1)	3.0		9	0	0	0	0	0	0	0	0	0	0	9	9	0.00	0.000
Al Worthington, R ERA: 4.19	(11, 1)	0.2	L	4	2	1	1	0	0	0	0	0	0	0	4	4	13.50	3.000

PITCHER	IP	WLS	BF	H	R	ER	SO	BB	IBB	HBP	BLK	WP	HR	S	P	ERA	WHIP

BOTTOM

Minnesota Twins @ Washington Senators

D.C. Stadium, Washington, DC

Wed Aug 02 1967, 7:05 PM EDT

Att. 17,795 - Unknown

livebaseballscorecards.com

AB	41
R	5
H	10
RBI	5
BB	0
SO	4
LOB	12

Batter	1	2	3	4	5	6	7	8	9	AB	R	H	RBI	BB	SO	LOB
Tim Cullen, R (1, 4) OBP: 0.347, SLG: 0.293	F9		6-3		5-3			1-2 2B 1B		4	1	1	0	0	0	0
Ken McMullen, R (1, 5) OBP: 0.300, SLG: 0.391	HR		BBBB 4-0 FC6-4 BB			HR		1-3 1-H 2-H 2B		3	2	3	4	1	0	0
Frank Howard, R (1, 7) OBP: 0.338, SLG: 0.538	SSS 0-3 K		0-0 FC6-4 1-2f			F9		F7		4	0	0	0	0	1	2
Cap Peterson, R (1, 9) OBP: 0.319, SLG: 0.375	F9			BBBB 4-0 FC6-4 1B BB		L6		1-3 BB		2	0	0	0	2	0	0
Hank Allen, R (1, 8) OBP: 0.288, SLG: 0.338		5-3		0-0 FC6-4 1-2 1B		6-3		1-3 1-2 2-3		4	0	1	0	0	0	2
Dick Lines, R (8, 1) OBP: 0.375, SLG: 0.167										0	0	0	0	0	0	0
Paul Casanova, R (1, 2) OBP: 0.274, SLG: 0.354		F9		0-0 FC6-4 CS 1-2f 2-3			5-3	F7		4	0	0	0	0	0	4
Dick Nen, L (1, 3) OBP: 0.315, SLG: 0.398		1B		SSS 0-3 K 1-2			BBBB 4-0 G6-4-3 BB		SSS 0-3 K	3	0	1	0	1	2	2
Ed Brinkman, R (1, 6) OBP: 0.246, SLG: 0.239		SSS 0-3 K			F7		G6-4-3 1-2f		0-0 6-3	3	0	0	0	0	1	2
Mike Epstein, L (9, PH) OBP: 0.326, SLG: 0.370										1	0	0	0	0	0	0
Joe Coleman, R (1, 1) OBP: 0.128, SLG: 0.083			SSS 0-3 K		SSS 0-3 K			1B 2B 1B	SSS 0-3 K	1	0	0	0	0	1	0
Bob Saverine, S (5, PH) OBP: 0.294, SLG: 0.301										1	0	0	0	0	1	0
Bob Humphreys, R (5, 1) OBP: 0.308, SLG: 0.100										0	0	0	0	0	0	0
Fred Valentine, S (8, PH) OBP: 0.341, SLG: 0.337										2	1	1	0	0	1	0
(8, 8)																
Inning Stats	R: 1 E: 0 K: 1 S: 6 H: 1 LOB: 0 BB: 0 P: 6	R: 0 E: 0 K: 1 S: 6 H: 1 LOB: 1 BB: 0 P: 6	R: 0 E: 0 K: 1 S: 5 H: 0 LOB: 1 BB: 1 P: 9	R: 0 E: 0 K: 1 S: 5 H: 1 LOB: 2 BB: 1 P: 9	R: 0 E: 0 K: 1 S: 5 H: 0 LOB: 0 BB: 0 P: 5	R: 1 E: 0 K: 0 S: 4 H: 1 LOB: 0 BB: 0 P: 4	R: 0 E: 0 K: 0 S: 2 H: 0 LOB: 0 BB: 1 P: 6	R: 2 E: 0 K: 0 S: 6 H: 3 LOB: 2 BB: 1 P: 10	R: 0 E: 0 K: 2 S: 7 H: 0 LOB: 0 BB: 0 P: 7	1B: 4 2B: 2 3B: 0 HR: 2	SF: 0 SAC: 0 DP: 2 HBP: 0						

PITCHER	IP	WLS	BF	H	R	ER	SO	BB	IBB	HBP	BLK	WP	HR	S	P	ERA	WHIP
George Brunet, L (1, 1) ERA: 3.38	7.0	W	28	6	4	4	5	3	0	0	0	0	2	35	47	5.14	1.286
Minnie Rojas, R (8, 1) ERA: 1.94	2.0	S	8	1	0	0	2	1	0	0	0	0	0	11	15	0.00	1.000

PITCHER	IP	WLS	BF	H	R	ER	SO	BB	IBB	HBP	BLK	WP	HR	S	P	ERA	WHIP

TOP

Washington Senators @ California Angels

Anaheim Stadium, Anaheim, CA

Fri Aug 04 1967, 10:05 PM EDT

Att. 14,876 - Unknown

livebaseballscorecards.com

AB	32
R	4
H	7
RBI	4
BB	4
SO	7
LOB	12

1B: 4	SF: 0
2B: 2	SAC: 0
3B: 0	DP: 2
HR: 2	HBP: 0

WP: 0	PA: 36
PB: 0	
SB: 0	
CS: 1	

Batter	1	2	3	4	5	6	7	8	9	AB	R	H	RBI	BB	SO	LOB
Jose Cardenal, R (1, 8) (7, 7) OBP: 0.268, SLG: 0.332	6-3		1B 1B 1B		F5		F8			4	1	1	0	0	0	0
Jim Fregosi, R (1, 6) OBP: 0.340, SLG: 0.398	5-3		HBP 1B 2B 1-3 1B		L6-3 1B		F9			4	1	2	0	0	0	0
Jimmie Hall, L (1, 9) OBP: 0.333, SLG: 0.446	K		HBP 2B 1-2 3-H 1B		L6-3 1-2			F8		4	1	1	1	0	1	1
Don Mincher, L (1, 3) OBP: 0.383, SLG: 0.508		1B	2B 1-2 2-3 HBP			HR		5-3 1B		3	2	3	1	0	0	0
Woodie Held, R (1, 5) OBP: 0.328, SLG: 0.413		F4	1-H 2-H 3-H 2B			F6		5-3 1-2		4	0	1	3	0	0	2
Rick Reichardt, R (1, 7) OBP: 0.309, SLG: 0.367		F9	4-3			E5		L3-1		3	0	0	0	0	0	2
Roger Repoz, L (7, 8) OBP: 0.333, SLG: 0.396										1	0	0	0	0	0	1
Buck Rodgers, S (1, 2) OBP: 0.276, SLG: 0.299		G3		K		F7				3	0	0	0	0	1	2
Bobby Knoop, R (1, 4) OBP: 0.316, SLG: 0.369			K	K		F8				3	0	0	0	0	2	1
George Brunet, R (1, 1) OBP: 0.085, SLG: 0.069			5-3	L4			5-3			3	0	0	0	0	0	0
Minnie Rojas, R (8, 1) OBP: 0.154, SLG: 0.083										0	0	0	0	0	0	0
Inning Stats	R: 0 E: 0 K: 1 S: 5 H: 0 LOB: 0 BB: 0 P: 5	R: 0 E: 0 K: 0 S: 4 H: 1 LOB: 1 BB: 0 P: 4	R: 4 E: 0 K: 1 S: 9 H: 4 LOB: 1 BB: 0 P: 10	R: 0 E: 0 K: 2 S: 7 H: 0 LOB: 0 BB: 0 P: 7	R: 0 E: 0 K: 0 S: 3 H: 1 LOB: 0 BB: 0 P: 3	R: 1 E: 1 K: 0 S: 5 H: 1 LOB: 1 BB: 0 P: 5	R: 0 E: 0 K: 0 S: 3 H: 0 LOB: 0 BB: 0 P: 3	R: 0 E: 0 K: 0 S: 4 H: 1 LOB: 1 BB: 0 P: 4		1B: 6 2B: 2 3B: 0 HR: 1 SF: 0 SAC: 0 DP: 1 HBP: 1						

PITCHER	IP	WLS	BF	H	R	ER	SO	BB	IBB	HBP	BLK	WP	HR	S	P	ERA	WHIP
Joe Coleman, R (1, 1) ERA: 4.6	4.0	L	18	5	4	4	4	0	0	1	0	0	0	25	26	9.00	1.250
Bob Humphreys, R (5, 1) ERA: 4.0	3.0		11	2	1	1	0	0	0	0	0	0	1	11	11	3.00	0.667
Dick Lines, L (8, 1) ERA: 2.91	1.0		4	1	0	0	0	0	0	0	0	0	0	4	4	0.00	1.000

PITCHER	IP	WLS	BF	H	R	ER	SO	BB	IBB	HBP	BLK	WP	HR	S	P	ERA	WHIP

BOTTOM

Washington Senators @ California Angels

Anaheim Stadium, Anaheim, CA

Fri Aug 04 1967, 10:05 PM EDT

Att. 14,876 - Unknown

livebaseballscorecards.com

AB	32
R	5
H	8
RBI	5
BB	0
SO	4
LOB	9

PA: 33

Batter	1	2	3	4	5	6	7	8	9	AB	R	H	RBI	BB	SO	LOB
Tim Cullen, R (1, 6) OBP: 0.343, SLG: 0.289	0-0 3-1 S HR 1B	0-0 5-3		0-0 4-3	0-0 F8		0-0 FC6-4 1-2f		0-0 5-3	6	1	1	0	0	0	6
Ken McMullen, R (1, 5) OBP: 0.303, SLG: 0.393	0-0 1-3 1-2		BBBB 4-0 1B SF8 BB		0-0 6-3	0-0 1B 2B		BBBB 4-0 BB		3	2	1	0	2	0	1
Frank Howard, R (1, 7) OBP: 0.339, SLG: 0.534 Hank Allen, R (8, 7) OBP: 0.288, SLG: 0.338	BBBB 4-0 3-1 HR BB		0-0 FC5-4 1-3 1B		0-0 6-3	0-0 F2		0-0 F4		4 0	1 0	1 0	0 0	1 0	0 0	2 0
Fred Valentine, S (1, 8) (8, 9) OBP: 0.342, SLG: 0.337	0-0 3-1 1-2 2-3		0-0 SF8 3-H	H 1-0 S E HBP		0-0 2-H 1B		SSS 0-3 K		3	1	1	2	0	1	3
Cap Peterson, R (1, 9) OBP: 0.320, SLG: 0.384 Ed Stroud, L (8, 8) OBP: 0.291, SLG: 0.257	0-0 2-H 3-H HR		0-0 FC5-4 1-2f	BBBB 4-0 1B 1-H 1B BB	0-0 F4		SSS 0-3 K		BBBB 4-0 1-3 1B BB	4 0	2 0	1 0	3 0	1 0	1 0	3 0
Dick Nen, L (1, 3) OBP: 0.325, SLG: 0.401	0-0 1B		0-0 G3		0-0 BB 1B 1-2 1B	SSS 0-3 K				4	1	2	0	1	1	2
Paul Casanova, R (1, 2) OBP: 0.276, SLG: 0.355	0-0 5-3			0-0 F8	0-0 BB 1-2 2-H 1B		0-0 6-3		0-0 1-3 1-2 1B	5	1	2	1	0	0	1
Bernie Allen, L (1, 4) OBP: 0.245, SLG: 0.250		0-0 4-3		0-0 SH2-4 1B	BBBB 4-0 1B 1-2 2-3 BB		0-0 L6		0-0 F9	4	0	1	0	1	0	2
Barry Moore, L (1, 1) OBP: 0.163, SLG: 0.179		0-0 4-3		0-0 SH2-4 1-2	0-0 1-2 2-H 3-H 1B		BBBB 4-0 FC6-4 BB		0-0 1-3 1-2 2-3	3	0	1	2	1	0	2
Inning Stats	R: 3 E: 0 K: 0 S: 6 H: 3 LOB: 1 BB: 1 P: 10	R: 0 E: 0 K: 0 S: 3 H: 0 LOB: 0 BB: 0 P: 3	R: 1 E: 0 K: 0 S: 4 H: 1 LOB: 1 BB: 1 P: 8	R: 0 E: 0 K: 0 S: 4 H: 1 LOB: 1 BB: 0 P: 4	R: 4 E: 0 K: 0 S: 6 H: 3 LOB: 2 BB: 2 P: 15	R: 1 E: 0 K: 1 S: 7 H: 2 LOB: 1 BB: 0 P: 7	R: 0 E: 0 K: 0 S: 3 H: 0 LOB: 1 BB: 1 P: 7	R: 0 E: 0 K: 2 S: 7 H: 0 LOB: 1 BB: 1 P: 11	R: 0 E: 0 K: 0 S: 4 H: 1 LOB: 2 BB: 1 P: 8	1B: 9 2B: 1 3B: 0 HR: 1	SF: 1 SAC: 1 DP: 0 HBP: 1					

PITCHER		IP	WLS	BF	H	R	ER	SO	BB	IBB	HBP	BLK	WP	HR	S	P	ERA	WHIP
Rickey Clark, R ERA: 2.76	(1, 1)	3.0	L	15	4	4	4	0	2	0	0	0	0	1	13	21	12.00	2.000
Fred Newman, R ERA: 7.11	(4, 1)	1.2		10	3	4	4	0	1	0	1	0	0	0	8	13	21.60	2.400
Clyde Wright, L ERA: 3.93	(5, 1)	0.1		3	1	0	0	0	1	0	0	0	0	0	2	6	0.00	6.000
Pete Cimino, R ERA: 2.88	(6, 1)	3.0		13	2	1	1	3	2	0	0	0	0	0	17	25	3.00	1.333
Jim Coates, R ERA: 5.85	(9, 1)	1.0		5	1	0	0	0	1	0	0	0	0	0	4	8	0.00	2.000

PITCHER	IP	WLS	BF	H	R	ER	SO	BB	IBB	HBP	BLK	WP	HR	S	P	ERA	WHIP

TOP

Washington Senators @ California Angels

Anaheim Stadium, Anaheim, CA

Sat Aug 05 1967, 10:05 PM EDT

Att. 20,452 - Unknown

livebaseballscorecards.com

AB	36
R	9
H	11
RBI	8
BB	7
SO	3
LOB	22

WP: 0 PB: 0 SB: 2 CS: 0 PA: 46

Batter	1	2	3	4	5	6	7	8	9	AB	R	H	RBI	BB	SO	LOB
Jose Cardenal, R (1, 8) OBP: 0.265, SLG: 0.328	S S S 0-3 ① K		x 0-0 ② 6-3		x 0-0 ② 5-3		x 0-0 ② 5-3			4	0	0	0	0	1	1
Roger Repoz, L (8, 8) OBP: 0.333, SLG: 0.396										0	0	0	0	0	0	0
Jim Fregosi, R (1, 6) OBP: 0.344, SLG: 0.397	B B B B 4-0 1B BB		B B B B 4-0 BB		B B B B 4-0 BB		x 0-0 ③ F9			1	0	0	0	3	0	1
Woodie Held, R (1, 5) OBP: 0.321, SLG: 0.403	S S S 0-3 ② K		x 0-0 ③ F3		S S S 0-3 ③ K			x 0-0 ① F6		3	0	0	0	0	2	3
Pete Cimino, R (6, 1) OBP: 0.300, SLG: 0.300										0	0	0	0	0	0	0
Don Mincher, L (8, PH) OBP: 0.382, SLG: 0.506										1	0	0	0	0	0	0
Jim Coates, R (9, 1) OBP: 0.333, SLG: 0.667										0	0	0	0	0	0	0
Bill Skowron, R (1, 3) OBP: 0.277, SLG: 0.286	x 0-0 1-3 1B			S S S 0-3 ① K		x 0-0 5-3 3B		B B B B 4-0 BB		3	1	2	0	1	1	0
Rick Reichardt, R (1, 7) OBP: 0.305, SLG: 0.362	x 0-0 ③ 5-3			x 0-0 E6 1B		x 0-0 ① 5-3 3-H		S S S 0-3 ② K		4	0	0	1	0	1	3
Bubba Morton, R (1, 9) OBP: 0.396, SLG: 0.344		B B B B 4-0 G5-4-3 BB		x 0-0 1-3 1B		x 0-0 ② 1-3		x 0-0 ③ F7		3	0	1	0	1	0	1
Buck Rodgers, S (1, 2) OBP: 0.273, SLG: 0.296		x 0-0 ① ② G5-4-3 1-2f		S S S 0-3 ② K		S S S 0-3 ③ K			x 0-0 ① F9	3	0	0	0	0	2	3
Tom Satriano, L (7, 2) OBP: 0.302, SLG: 0.310										1	0	0	0	0	0	0
Bobby Knoop, R (1, 4) OBP: 0.314, SLG: 0.366		x 0-0 ③ F8		x 0-0 ③ 4-3			x 0-0 ① F8		x 0-0 ② 4-3	3	0	0	0	0	0	2
Paul Schaal, R (8, 4) OBP: 0.290, SLG: 0.299										1	0	0	0	0	0	0
Rickey Clark, R (1, 1) OBP: 0.065, SLG: 0.033			x 0-0 ① 6-3		x 0-0 F7		x 0-0 2B		x 0-0 ③ F6	0	0	0	0	0	0	0
Hawk Taylor, R (3, PH) OBP: 0.272, SLG: 0.310										1	0	0	0	0	0	0
Fred Newman, R (4, 1)										0	0	0	0	0	0	0
Clyde Wright, R (5, 1) OBP: 0.385, SLG: 0.538										0	0	0	0	0	0	0
Johnny Werhas, R (5, PH) OBP: 0.266, SLG: 0.333										3	0	1	0	0	0	0
(6, 5)																
Inning Stats	R: 0 E: 0 K: 2 S: 8 H: 1 LOB: 2 BB: 1 P: 12	R: 0 E: 0 K: 0 S: 2 H: 0 LOB: 0 BB: 1 P: 6	R: 0 E: 0 K: 0 S: 3 H: 0 LOB: 1 BB: 1 P: 7	R: 0 E: 1 K: 2 S: 9 H: 1 LOB: 2 BB: 0 P: 9	R: 0 E: 0 K: 1 S: 5 H: 0 LOB: 1 BB: 1 P: 9	R: 1 E: 0 K: 1 S: 6 H: 1 LOB: 0 BB: 0 P: 6	R: 0 E: 0 K: 0 S: 4 H: 1 LOB: 1 BB: 0 P: 4	R: 0 E: 0 K: 1 S: 5 H: 0 LOB: 1 BB: 1 P: 9	R: 0 E: 0 K: 0 S: 3 H: 0 LOB: 0 BB: 0 P: 3	1B: 2 2B: 1 3B: 1 HR: 0 SF: 0 SAC: 0 DP: 1 HBP: 0							

PITCHER	IP	WLS	BF	H	R	ER	SO	BB	IBB	HBP	BLK	WP	HR	S	P	ERA	WHIP
Barry Moore, L (1, 1) ERA: 4.11	9.0	W	36	4	1	1	7	5	0	0	0	0	0	45	65	1.00	1.000

PITCHER	IP	WLS	BF	H	R	ER	SO	BB	IBB	HBP	BLK	WP	HR	S	P	ERA	WHIP

BOTTOM

Washington Senators @ California Angels

Anaheim Stadium, Anaheim, CA

Sat Aug 05 1967, 10:05 PM EDT

Att. 20,452 - Unknown

livebaseballscorecards.com

AB	31
R	1
H	4
RBI	1
BB	5
SO	7
LOB	14

WP: 0 PB: 0 SB: 0 CS: 0 PA: 36

Batter	1	2	3	4	5	6	7	8	9	AB	R	H	RBI	BB	SO	LOB
Tim Cullen, R (1, 6) OBP: 0.342, SLG: 0.286	BBBB 4-0 HBP 1B BB	SSS 0-3 ③ K			x 0-0 ① 4-3	x 0-0 ① SH1-4 1-2			x 0-0 ① F8	3	1	0	0	1	1	0
Ken McMullen, R (1, 5) OBP: 0.304, SLG: 0.394	H 1-0 F9 1B WP 1-2 HBP		x 0-0 ① F7		x 0-0 ① 1B 2B	SSS 0-3 ② K			x 0-0 ② 4-3	4	2	1	0	0	1	1
Frank Howard, R (1, 7) OBP: 0.338, SLG: 0.531 Darold Knowles, L (6, 1) OBP: 0.100, SLG: 0.100	x 0-0 1-3 WP 1-2 2-H 1B	SSS 0-3 ② K	x 0-0 ① F7		SSS 0-3 ② K	x 0-0 ③ 5-3 2-3			SSS 0-3 ③ K	4 1	0 0	1 0	1 0	0 0	2 1	2 0
Fred Valentine, S (1, 8) OBP: 0.341, SLG: 0.335 (6, 7)	x 0-0 ① F9 2-3	x 0-0 ③ G3			x 0-0 BB 1B 2-H 1B		x 0-0 ① 6-3			4	1	1	1	0	0	2
Cap Peterson, R (1, 9) OBP: 0.323, SLG: 0.381	BBBB 4-0 1-3 1-2 3-H BB			x 0-0 ① 4-3	BBBB 4-0 BB 1B BB		x 0-0 ② 3-1			2	1	0	0	2	0	0
Dick Nen, L (1, 3) OBP: 0.323, SLG: 0.393	x 0-0 ② 1-3 1-2 2-3			x 0-0 ② 3-1	BBBB 4-0 1B 1-2 2-3 BB		SSS 0-3 ③ K			3	0	0	0	1	1	2
Paul Casanova, R (1, 2) OBP: 0.278, SLG: 0.357	x 0-0 ③ F8			x 0-0 HR 1B	x 0-0 1-3 2-H 3-H 1B			x 0-0 ① 6-3		4	1	2	2	0	0	2
Bernie Allen, L (1, 4) OBP: 0.250, SLG: 0.267		x 0-0 ① 3-1		x 0-0 1-H HR	SSS 0-3 ③ K			BBBB 4-0 L1-3 BB		3	1	1	2	1	1	2
Camilo Pascual, R (1, 1) OBP: 0.238, SLG: 0.179 Ed Stroud, L (6, PH) (6, 8) OBP: 0.293, SLG: 0.255		x 0-0 ② F9		x 0-0 ③ 6-3		BBBB 4-0 WP SH1-4 BB		x 0-0 ②③ L1-3 1-2		2 1	0 0	0 0	0 0	0 1	0 0	0 1
Inning Stats	R: 2 E: 0 K: 0 S: 4 H: 1 LOB: 2 BB: 2 P: 13	R: 0 E: 0 K: 1 S: 5 H: 0 LOB: 0 BB: 0 P: 5	R: 0 E: 0 K: 1 S: 5 H: 0 LOB: 0 BB: 0 P: 5	R: 2 E: 0 K: 0 S: 5 H: 2 LOB: 0 BB: 0 P: 5	R: 3 E: 0 K: 2 S: 10 H: 3 LOB: 2 BB: 2 P: 18	R: 0 E: 0 K: 1 S: 5 H: 0 LOB: 1 BB: 1 P: 9	R: 0 E: 0 K: 1 S: 5 H: 0 LOB: 0 BB: 0 P: 5	R: 0 E: 0 K: 0 S: 2 H: 0 LOB: 0 BB: 1 P: 6	R: 0 E: 0 K: 1 S: 5 H: 0 LOB: 0 BB: 0 P: 5	1B: 4 2B: 2 3B: 0 HR: 1 SF: 0 SAC: 1 DP: 1 HBP: 1						

TOP

Washington Senators @ California Angels

Anaheim Stadium, Anaheim, CA

Sun Aug 06 1967, 6:33 AM EDT

Att. 12,497 - Unknown

livebaseballscorecards.com

AB	31
R	7
H	6
RBI	6
BB	6
SO	7
LOB	12

WP: 2 PB: 0 SB: 0 CS: 0 PA: 39

PITCHER		IP	WLS	BF	H	R	ER	SO	BB	IBB	HBP	BLK	WP	HR	S	P	ERA	WHIP
Jim McGlothlin, R ERA: 2.29	(1, 1)	4.0	L	18	3	4	4	2	2	0	1	0	1	1	19	28	9.00	1.250
Bill Kelso, R ERA: 3.42	(5, 1)	2.0		12	3	3	3	3	3	0	0	0	1	0	15	27	13.50	3.000
Jim Coates, R ERA: 5.35	(7, 1)	3.0		9	0	0	0	2	1	0	0	0	0	0	12	16	0.00	0.333

PITCHER	IP	WLS	BF	H	R	ER	SO	BB	IBB	HBP	BLK	WP	HR	S	P	ERA	WHIP

Batter	1	2	3	4	5	6	7	8	9	AB	R	H	RBI	BB	SO	LOB
Jose Cardenal, R (1, 8) OBP: 0.265, SLG: 0.333	6-3		F4		1-H FC5-2 3B			SSS K		4	0	1	1	0	1	0
Jim Fregosi, R (1, 6) OBP: 0.343, SLG: 0.395	F7			E6 FC5 1B	FC5-2 3-H			1B		4	0	1	0	0	0	1
Jimmie Hall, L (1, 9) OBP: 0.333, SLG: 0.445	F6			1-2 1B	F8			F9		3	0	1	0	0	0	1
Bubba Morton, R (8, PH) OBP: 0.393, SLG: 0.340 (9, 9)										1	0	0	0	0	0	1
Don Mincher, L (1, 3) OBP: 0.381, SLG: 0.503		FC6-4 1B		SSS K		1-3		5-3		4	0	1	0	0	1	3
Roger Repoz, L (1, 7) OBP: 0.329, SLG: 0.391		F7		F8		6-3			G4-6-3 1B	2	0	0	0	0	0	3
Rick Reichardt, R (6, PH) OBP: 0.306, SLG: 0.363 (7, 7)										2	0	1	0	0	0	0
Woodie Held, R (1, 5) OBP: 0.317, SLG: 0.397		FC6-4 1-2f		FC5 2-3f		F8			G4-6-3 1-2f	2	0	0	0	0	0	3
Bill Kelso, R (5, 1)										0	0	0	0	0	0	0
Paul Schaal, R (6, PH) OBP: 0.289, SLG: 0.298										1	0	0	0	0	0	0
Jim Coates, R (7, 1) OBP: 0.333, SLG: 0.667										0	0	0	0	0	0	0
Bill Skowron, R (9, PH) OBP: 0.274, SLG: 0.282										1	0	0	0	0	0	1
Tom Satriano, L (1, 2) OBP: 0.298, SLG: 0.306		F5			6-3		F9			2	0	0	0	0	0	1
(5, 5)																
Johnny Werhas, R (7, PH) OBP: 0.273, SLG: 0.339									1B	2	0	1	0	0	0	0
(8, 5)																
Bobby Knoop, R (1, 4) OBP: 0.316, SLG: 0.375			5-3		HR		BBBB G6-4-3 BB		SSS K	3	1	1	1	1	1	1
Jim McGlothlin, R (1, 1) OBP: 0.156, SLG: 0.116			SSS K		3B 1B		G6-4-3 1-2f			1	0	0	0	0	1	0
Buck Rodgers, S (5, 2) OBP: 0.274, SLG: 0.297										2	1	1	0	0	0	1
Inning Stats	R: 0 H: 0 E: 0 LOB: 0 K: 0 BB: 0 S: 3 P: 3	R: 0 H: 1 E: 0 LOB: 1 K: 0 BB: 0 S: 4 P: 4	R: 0 H: 0 E: 0 LOB: 0 K: 1 BB: 0 S: 5 P: 5	R: 0 H: 1 E: 1 LOB: 2 K: 1 BB: 0 S: 7 P: 7	R: 2 H: 3 E: 0 LOB: 1 K: 0 BB: 0 S: 6 P: 6	R: 0 H: 0 E: 0 LOB: 0 K: 0 BB: 0 S: 3 P: 3	R: 0 H: 0 E: 0 LOB: 0 K: 0 BB: 1 S: 2 P: 6	R: 0 H: 1 E: 0 LOB: 1 K: 1 BB: 0 S: 6 P: 6	R: 0 H: 2 E: 0 LOB: 1 K: 1 BB: 0 S: 6 P: 6	1B: 6 SF: 0 2B: 0 SAC: 0 3B: 1 DP: 2 HR: 1 HBP: 0						

PITCHER	IP	WLS	BF	H	R	ER	SO	BB	IBB	HBP	BLK	WP	HR	S	P	ERA	WHIP
Camilo Pascual, R (1, 1) ERA: 3.56	5.0	W	21	5	2	2	2	0	0	0	0	0	1	25	25	3.60	1.000
Darold Knowles, L (6, 1) ERA: 2.19	4.0	S	14	3	0	0	2	1	0	0	0	0	0	17	21	0.00	1.000

PITCHER	IP	WLS	BF	H	R	ER	SO	BB	IBB	HBP	BLK	WP	HR	S	P	ERA	WHIP

BOTTOM

Washington Senators @ California Angels

Anaheim Stadium, Anaheim, CA

Sun Aug 06 1967, 6:33 AM EDT

Att. 12,497 - Unknown

livebaseballscorecards.com

AB	34
R	2
H	8
RBI	2
BB	1
SO	4
LOB	16

Batter	1	2	3	4	5	6	7	8	9	AB	R	H	RBI	BB	SO	LOB
Tim Cullen, R (1, 4) OBP: 0.344, SLG: 0.289	6-3 E 6-3 1B	6-3			K		G4-6-3 1B			4	1	2	0	0	1	0
Ken McMullen, R (1, 5) OBP: 0.304, SLG: 0.401	E5 6-3 6-3 2B 1-2		K			HR	G4-6-3 1-2f			4	2	1	1	0	1	2
Frank Howard, R (1, 7) OBP: 0.335, SLG: 0.525	6-3 1-2 2-3		K			K		F9		4	0	0	0	0	2	2
Ed Stroud, L (8, 8) OBP: 0.293, SLG: 0.255										0	0	0	0	0	0	0
Cap Peterson, R (1, 9) OBP: 0.322, SLG: 0.377	6-3 2B BB		K			F7		F9		3	1	0	0	1	1	0
Hank Allen, R (1, 8) (8, 7) OBP: 0.287, SLG: 0.335	6-3 1-2 2-3 3-H			F3		E6 E 1B		CS 1B		4	1	1	1	0	0	2
Paul Casanova, R (1, 2) OBP: 0.278, SLG: 0.358	2-H 3-H 2B			F3		E4 1B 1-2		CS 1-2	5-3	4	0	1	2	0	0	1
Dick Nen, L (1, 3) OBP: 0.321, SLG: 0.389	4-3			4-3		1-3 2-H 1B			F8	4	0	1	1	0	0	1
Ed Brinkman, R (1, 6) OBP: 0.243, SLG: 0.236		6-3			F2	L1			5-3	4	0	0	0	0	0	2
Phil Ortega, R (1, 1) OBP: 0.135, SLG: 0.063		6-3			K		K			3	0	0	0	0	2	0
Inning Stats	R: 3 E: 1 K: 0 S: 6 H: 2 LOB: 1 BB: 1 P: 10	R: 0 E: 0 K: 0 S: 3 H: 0 LOB: 0 BB: 0 P: 3	R: 0 E: 0 K: 3 S: 9 H: 0 LOB: 0 BB: 0 P: 9	R: 0 E: 0 K: 0 S: 3 H: 0 LOB: 0 BB: 0 P: 3	R: 0 E: 0 K: 2 S: 7 H: 0 LOB: 0 BB: 0 P: 7	R: 2 E: 2 K: 1 S: 9 H: 2 LOB: 2 BB: 0 P: 9	R: 0 E: 0 K: 1 S: 5 H: 1 LOB: 0 BB: 0 P: 5	R: 0 E: 0 K: 0 S: 3 H: 1 LOB: 0 BB: 0 P: 3	R: 0 E: 0 K: 0 S: 3 H: 0 LOB: 0 BB: 0 P: 3	1B: 4 2B: 1 3B: 0 HR: 1 SF: 0 SAC: 0 DP: 1 HBP: 0						

TOP

Washington Senators @ Minnesota Twins

Metropolitan Stadium, Bloomington , MI

Mon Aug 07 1967, 8:05 PM EDT

Att. 14,344 - Unknown

livebaseballscorecards.com

AB	34
R	5
H	6
RBI	5
BB	1
SO	7
LOB	10

WP: 0 PB: 0 SB: 0 CS: 1 PA: 36

PITCHER		IP	WLS	BF	H	R	ER	SO	BB	IBB	HBP	BLK	WP	HR	S	P	ERA	WHIP
Jim Kaat, L ERA: 3.73	(1, 1)	6.0	L	26	4	5	1	6	1	0	0	0	0	1	37	41	1.50	0.833
Mudcat Grant, R ERA: 4.69	(7, 1)	2.0		6	2	0	0	1	0	0	0	0	0	0	8	8	0.00	1.000
Jim Ollom, L ERA: 4.91	(9, 1)	1.0		3	0	0	0	0	0	0	0	0	0	0	3	3	0.00	0.000

PITCHER	IP	WLS	BF	H	R	ER	SO	BB	IBB	HBP	BLK	WP	HR	S	P	ERA	WHIP

Batter	1	2	3	4	5	6	7	8	9	AB	R	H	RBI	BB	SO	LOB
Zoilo Versalles, R (1, 6) OBP: 0.269, SLG: 0.292	S S S 0-3 K ①			x 0-0 5-3 ①		S S S 0-3 K ②		x 0-0 F7 ③		4	0	0	0	0	2	2
Jim Ollom, R (9, 1) OBP: 0.200, SLG: 0.200										0	0	0	0	0	0	0
Cesar Tovar, R (1, 4) OBP: 0.339, SLG: 0.372	x 0-0 F4 ②			x 0-0 F6 ②		x 0-0 4-3 ③			x 0-0 G5-4-3 1B	4	0	1	0	0	0	1
Tony Oliva, L (1, 9) OBP: 0.315, SLG: 0.448	x 0-0 F9 ③			x 0-0 F7 ③			x 0-0 F8 ①		x 0-0 F7 ①	4	0	0	0	0	0	1
Harmon Killebrew, R (1, 3) OBP: 0.420, SLG: 0.578		S S S 0-3 K ①			x 0-0 F7 ①		B B B B 4-0 FC6-4 BB		x 0-0 G5-4-3 ② ③ 1-2f	3	0	0	0	1	1	1
Bob Allison, R (1, 7) OBP: 0.346, SLG: 0.450		x 0-0 1-3 ②			x 0-0 2B		x 0-0 FC6-4 ② 1-2f			3	0	1	0	0	0	1
Rich Rollins, R (1, 5) OBP: 0.327, SLG: 0.348		S S S 0-3 K ③			x 0-0 F8 ②		x 0-0 6-3 ③			3	0	0	0	0	1	2
Ted Uhlaender, L (1, 8) OBP: 0.242, SLG: 0.357			x 0-0 3-1 ①		x 0-0 F8 ③			x 0-0 1B		3	0	1	0	0	0	1
Jerry Zimmerman, R (1, 2) OBP: 0.239, SLG: 0.176			x 0-0 6-3 ②			B B B B 4-0 BB		x 0-0 F7 ①		1	0	0	0	0	0	0
Russ Nixon, L (6, PH) (7, 2) OBP: 0.316, SLG: 0.319										1	0	0	0	1	0	1
Jim Kaat, L (1, 1) OBP: 0.313, SLG: 0.362			S S S 0-3 K ③			S S S 0-3 K ①		S S S 0-3 K ②		1	0	0	0	0	1	0
Rich Reese, L (6, PH) OBP: 0.250, SLG: 0.329										1	0	0	0	0	1	1
Mudcat Grant, R (7, 1) OBP: 0.148, SLG: 0.120										0	0	0	0	0	0	0
Sandy Valdespino, L (8, PH) OBP: 0.226, SLG: 0.246										1	0	0	0	0	1	1
Jackie Hernandez, R (9, 6)										0	0	0	0	0	0	0
Inning Stats	R: 0 E: 0 K: 1 S: 5 H: 0 LOB: 0 BB: 0 P: 5	R: 0 E: 0 K: 2 S: 7 H: 0 LOB: 0 BB: 0 P: 7	R: 0 E: 0 K: 1 S: 5 H: 0 LOB: 0 BB: 0 P: 5	R: 0 E: 0 K: 0 S: 3 H: 0 LOB: 0 BB: 0 P: 3	R: 0 E: 0 K: 0 S: 4 H: 1 LOB: 1 BB: 0 P: 4	R: 0 E: 0 K: 2 S: 7 H: 0 LOB: 1 BB: 1 P: 11	R: 0 E: 0 K: 0 S: 3 H: 0 LOB: 1 BB: 1 P: 7	R: 0 E: 0 K: 1 S: 6 H: 1 LOB: 1 BB: 0 P: 6	R: 0 E: 0 K: 0 S: 3 H: 1 LOB: 0 BB: 0 P: 3	1B: 2 2B: 1 3B: 0 HR: 0 SF: 0 SAC: 0 DP: 1 HBP: 0						

PITCHER	IP	WLS	BF	H	R	ER	SO	BB	IBB	HBP	BLK	WP	HR	S	P	ERA	WHIP
Phil Ortega, R (1, 1) ERA: 3.16	9.0	W	31	3	0	0	7	2	0	0	0	0	0	43	51	0.00	0.556

PITCHER	IP	WLS	BF	H	R	ER	SO	BB	IBB	HBP	BLK	WP	HR	S	P	ERA	WHIP

BOTTOM

Washington Senators @ Minnesota Twins

Metropolitan Stadium, Bloomington , MI

Mon Aug 07 1967, 8:05 PM EDT

Att. 14,344 - Unknown

livebaseballscorecards.com

AB	29
R	0
H	3
RBI	0
BB	2
SO	7
LOB	12

WP: 0 PA: 31
PB: 0
SB: 0
CS: 0

Washington Senators @ Minnesota Twins

Metropolitan Stadium, Bloomington , MI

Tue Aug 08 1967, 8:05 PM EDT

Att. 18,232 - Unknown

TOP

livebaseballscorecards.com

Batter	1	2	3	4	5	6	7	8	9	AB	R	H	RBI	BB	SO	LOB
Tim Cullen, R (1, 4) OBP: 0.342, SLG: 0.287	F4		E6 PO		FC5-4 1B 1-2		FC6-4 1-2f		K S S S	5	0	1	0	0	1	2
Ken McMullen, R (1, 5) OBP: 0.303, SLG: 0.398	4-3		PO 1-2	K S S S	FC5-4 1-2f			2B FC5-2 1B	L4	5	0	1	0	0	1	3
Frank Howard, R (1, 7) OBP: 0.339, SLG: 0.533 Ed Stroud, L (8, PR) OBP: 0.293, SLG: 0.255 (8, 8)	2B			F8		1B		FC5-2 1-3 2B		4 0	0 0	3 0	0 0	0 0	0 0	0 0
Cap Peterson, R (1, 9) OBP: 0.318, SLG: 0.372	4-3			5-3		F4		F3		4	0	0	0	0	0	4
Hank Allen, R (1, 8) OBP: 0.292, SLG: 0.335 (8, 7)		6-3			2B 1B 1B	K S S S		FC5-2 IBB		3	1	1	0	1	1	1
Paul Casanova, R (1, 2) OBP: 0.278, SLG: 0.357		F8-6-3 1B			F8	F2		FC5-2 1-2 2-3 3-Hf		4	0	1	0	0	0	5
Dick Nen, L (1, 3) OBP: 0.319, SLG: 0.392		F8-6-3 1-2			1B 2B 1-3		F8	3-1		4	1	1	0	0	0	4
Ed Brinkman, R (1, 6) OBP: 0.244, SLG: 0.237 Bernie Allen, L (9, PH) OBP: 0.249, SLG: 0.265			F9		F4		FC6-4 1B		F2	3 1	0 0	1 0	0 0	0 0	0 0	2 0
Frank Bertaina, L (1, 1) OBP: 0.095, SLG: 0.095 Fred Valentine, S (7, PH) OBP: 0.340, SLG: 0.334 Dave Baldwin, R (7, 1) Mike Epstein, L (9, PH) OBP: 0.329, SLG: 0.373			F6		1B 2-H 3-H 1B		F5		1B	2 1 0 1	0 0 0 0	1 0 0 1	2 0 0 0	0 0 0 0	0 0 0 0	0 1 0 0
Inning Stats	R: 0 E: 0 K: 0 S: 4 H: 1 LOB: 1 BB: 0 P: 4	R: 0 E: 0 K: 0 S: 3 H: 1 LOB: 0 BB: 0 P: 3	R: 0 E: 1 K: 0 S: 3 H: 0 LOB: 0 BB: 0 P: 3	R: 0 E: 0 K: 1 S: 5 H: 0 LOB: 0 BB: 0 P: 5	R: 2 E: 0 K: 0 S: 7 H: 4 LOB: 2 BB: 0 P: 7	R: 0 E: 0 K: 1 S: 6 H: 1 LOB: 1 BB: 0 P: 6	R: 0 E: 0 K: 0 S: 4 H: 1 LOB: 1 BB: 0 P: 4	R: 0 E: 0 K: 0 S: 5 H: 2 LOB: 3 BB: 1 P: 9	R: 0 E: 0 K: 1 S: 6 H: 1 LOB: 1 BB: 0 P: 6	1B: 8 2B: 4 3B: 0 HR: 0	SF: 0 SAC: 0 DP: 1 HBP: 0						

	AB	37
	R	2
	H	11
	RBI	2
	BB	1
	SO	3
	LOB	22

WP: 0 PB: 0 SB: 0 CS: 0 PA: 39

PITCHER		IP	WLS	BF	H	R	ER	SO	BB	IBB	HBP	BLK	WP	HR	S	P	ERA	WHIP
Jim Merritt, L ERA: 2.09	(1, 1)	7.0		30	10	2	2	2	0	0	0	0	0	0	34	34	2.57	1.429
Al Worthington, R ERA: 4.05	(8, 1)	2.0	W	8	1	0	0	1	0	1	0	0	0	0	9	13	0.00	0.500

PITCHER		IP	WLS	BF	H	R	ER	SO	BB	IBB	HBP	BLK	WP	HR	S	P	ERA	WHIP

Batter	1	2	3	4	5	6	7	8	9	AB	R	H	RBI	BB	SO	LOB
Zoilo Versalles, R (1, 6) OBP: 0.271, SLG: 0.292	BBBB 4-0 SH5-3 1B BB		X 0-0 FC6-4 BB 1B		X 0-0 F9 ①		X 0-0 6-3 ①			3	1	1	0	1	0	0
Cesar Tovar, R (1, 4) (9, 5) OBP: 0.339, SLG: 0.371	X 0-0 SH5-3 ① 1-2		BBBB 4-0 FC6-4 1-2 BB		X 0-0 5-3 ②		SSS 0-3 K ②			2	0	0	0	1	1	0
Tony Oliva, L (1, 9) OBP: 0.315, SLG: 0.444	SSS 0-3 K ②		X 0-0 FC6-4 ② 1-2f 2-3		BBBB 4-0 WP BB		SSS 0-3 K ③			3	0	0	0	1	2	3
Harmon Killebrew, R (1, 3) OBP: 0.421, SLG: 0.575	X 0-0 2-H 1B		X 0-0 1-3 ③		4-0 1-2 IBB			SSS 0-3 K ①		3	0	1	1	1	1	2
Bob Allison, R (1, 7) OBP: 0.345, SLG: 0.446	X 0-0 F3 ③			BBBB 4-0 1B BB	X 0-0 F8 ③			SSS 0-3 K ②		3	0	0	0	1	1	3
Rich Rollins, R (1, 5) OBP: 0.326, SLG: 0.358 Frank Quilici, R (9, 5) (9, 4) OBP: 0.313, SLG: 0.231		X 0-0 F8 ① X 0-0 5-3 ②		X 0-0 F4 ① X 0-0 1-2 1B		X 0-0 E6 SH3-4 1B X 0-0 SH3-4 ① 1-2		X 0-0 HR X 0-0 F8 ③		4 0	2 0	1 0	1 0	0 0	0 0	1 0
Earl Battey, R (1, 2) OBP: 0.277, SLG: 0.232 Jerry Zimmerman, R (3, 2) OBP: 0.242, SLG: 0.181										1 2	0 0	0 1	0 0	0 0	0 0	0 0
Ted Uhlaender, L (1, 8) OBP: 0.244, SLG: 0.356		X 0-0 F9 ③		SSS 0-3 K ②		X 0-0 G5-6-3 2-H 1B				3	0	1	1	0	1	2
Jim Merritt, L (1, 1) OBP: 0.196, SLG: 0.208 Al Worthington, R (8, 1)			X 0-0 6-3 ① SSS	0-3 K ③		X 0-0 G5-6-3 ②③ 1-2f				3 0	0 0	0 0	0 0	0 0	1 0	3 0
Inning Stats	R: 1 E: 0 K: 1 S: 6 H: 1 LOB: 1 BB: 1 P: 10	R: 0 E: 0 K: 0 S: 3 H: 0 LOB: 0 BB: 0 P: 3	R: 0 E: 0 K: 0 S: 4 H: 1 LOB: 2 BB: 1 P: 8	R: 0 E: 0 K: 2 S: 8 H: 1 LOB: 2 BB: 1 P: 12	R: 0 E: 0 K: 0 S: 3 H: 0 LOB: 2 BB: 2 P: 11	R: 1 E: 1 K: 0 S: 4 H: 1 LOB: 0 BB: 0 P: 4	R: 0 E: 0 K: 2 S: 7 H: 0 LOB: 0 BB: 0 P: 7	R: 1 E: 0 K: 2 S: 8 H: 1 LOB: 0 BB: 0 P: 8		1B: 4 2B: 0 3B: 0 HR: 1	SF: 0 SAC: 2 DP: 1 HBP: 0					

PITCHER	IP	WLS	BF	H	R	ER	SO	BB	IBB	HBP	BLK	WP	HR	S	P	ERA	WHIP
Frank Bertaina, L (1, 1) ERA: 3.16	6.0		27	4	2	1	3	4	1	0	0	1	0	28	48	1.50	1.333
Dave Baldwin, R (7, 1) ERA: 1.96	2.0	L	7	1	1	1	4	0	0	0	0	0	1	15	15	4.50	0.500

PITCHER	IP	WLS	BF	H	R	ER	SO	BB	IBB	HBP	BLK	WP	HR	S	P	ERA	WHIP

BOTTOM

Washington Senators @ Minnesota Twins

Metropolitan Stadium, Bloomington , MI

Tue Aug 08 1967, 8:05 PM EDT

Att. 18,232 - Unknown

livebaseballscorecards.com

AB	27
R	3
H	5
RBI	3
BB	5
SO	7
LOB	14

1B: 4	SF: 0	WP: 1	PA: 34
2B: 0	SAC: 2	PB: 0	
3B: 0	DP: 1	SB: 0	
HR: 1	HBP: 0	CS: 0	

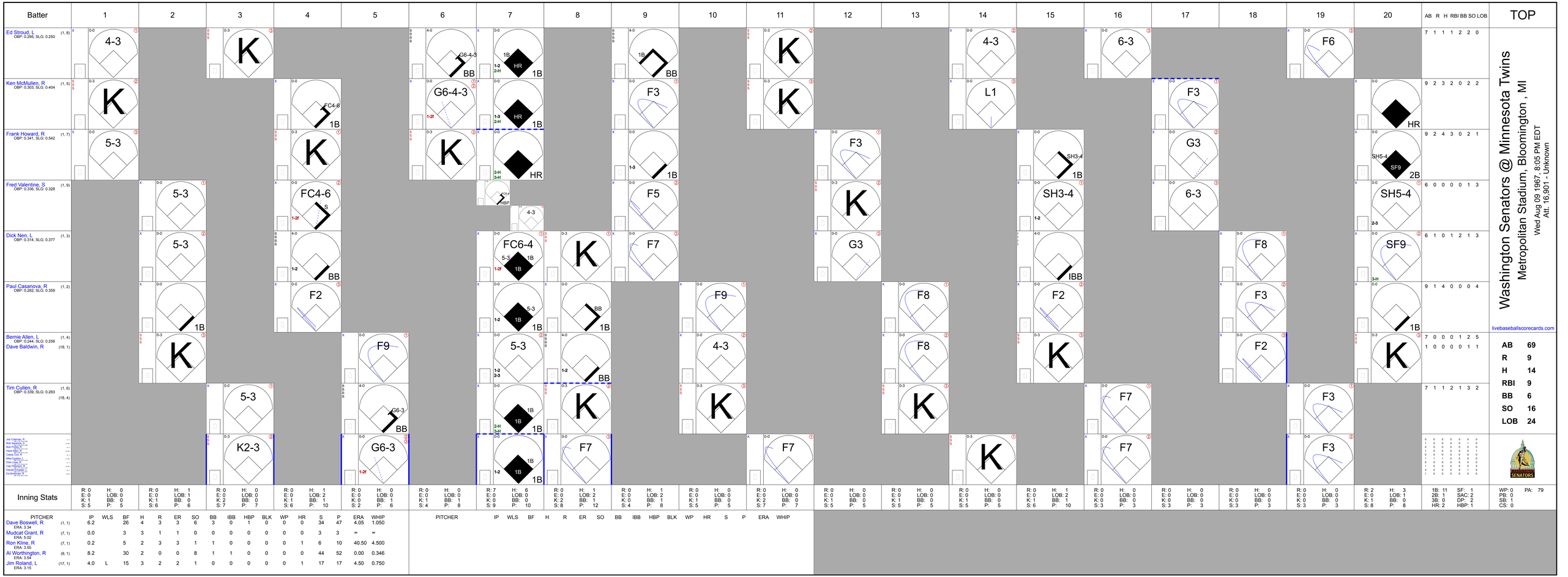
Batter
1
2
3
4
5
6
7
8
9
10
11
12
13
14
15
16
17
18
19
20
AB R H RBI BB SO LOB
TOP
Ed Stroud, L
OBP: 0.200, SLG: 0.250
(1, 8)
4-3
K
K
1B
HR
1B
BB
6-3
F6
7 1 1 1 2 2 0
Ken McMullen, R
OBP: 0.303, SLG: 0.404
(1, 5)
K
FC4-6
1B
G6-4-3
1-2f
HR
1B
K
F3
L1
F3
HR
9 2 3 2 0 2 2
Frank Howard, R
OBP: 0.341, SLG: 0.542
(1, 7)
5-3
K
K
HR
1B
F3
SH3-4
1B
G3
SH5-4
SF9
2B
9 2 4 3 0 2 1
Fred Valentine, S
OBP: 0.336, SLG: 0.328
(1, 9)
5-3
FC4-6
S
1-2f
FC4-4
HBP
4-3
F5
F3
6-3
SH5-4
2-3
6 0 0 0 0 1 3
Dick Nen, L
OBP: 0.314, SLG: 0.377
(1, 3)
5-3
BB
FC6-4
5-3
1B
1-2f
K
F7
K
G3
IBB
F8
SF9
3-H
6 1 0 1 2 1 3
Paul Casanova, R
OBP: 0.282, SLG: 0.359
(1, 2)
1B
F2
F9
5-3
1B
1B
BB
1B
F9
F8
F2
F3
9 1 4 0 0 0 4
Bernie Allen, L
OBP: 0.244, SLG: 0.256
(1, 4)
Dave Baldwin, R
(18, 1)
K
5-3
BB
BB
4-3
F8
F8
K
F2
7 0 0 0 1 2 5
1 0 0 0 0 1 1
Tim Cullen, R
OBP: 0.339, SLG: 0.283
(1, 6)
(18, 4)
5-3
K2-3
F9
G6-3
BB
5-3
1B
1B
1B
K
K
K
F7
F7
F7
F3
F3
7 1 1 2 1 3 2
Joe Coleman, R
OBP: 0.000, SLG: 0.000
Bob Saverine, R
OBP: 0.000, SLG: 0.000
Hank Allen, L
OBP: 0.000, SLG: 0.000
Casey Cox, R
Mike Epstein, L
Dick Lines, R
Cap Peterson, R
Daniel Knowles, L
Ed Brinkman, R
Inning Stats
R: 0
E: 0
K: 1
S: 5
H: 0
LOB: 0
BB: 0
P: 5
R: 0
E: 0
K: 1
S: 6
H: 1
LOB: 1
BB: 0
P: 6
R: 0
E: 0
K: 2
S: 7
H: 0
LOB: 0
BB: 0
P: 7
R: 0
E: 0
K: 1
S: 6
H: 1
LOB: 2
BB: 1
P: 10
R: 0
E: 0
K: 2
S: 9
H: 0
LOB: 0
BB: 0
P: 6
R: 0
E: 0
K: 1
S: 4
H: 0
LOB: 0
BB: 1
P: 8
R: 7
E: 0
K: 0
S: 9
H: 6
LOB: 0
BB: 0
P: 10
R: 0
E: 0
K: 2
S: 8
H: 1
LOB: 1
BB: 1
P: 12
R: 0
E: 0
K: 0
S: 4
H: 1
LOB: 2
BB: 1
P: 8
R: 0
E: 0
K: 1
S: 5
H: 0
LOB: 0
BB: 0
P: 5
R: 0
E: 0
K: 2
S: 7
H: 0
LOB: 0
BB: 0
P: 7
R: 0
E: 0
K: 1
S: 5
H: 0
LOB: 0
BB: 0
P: 5
R: 0
E: 0
K: 1
S: 5
H: 0
LOB: 0
BB: 0
P: 5
R: 0
E: 0
K: 1
S: 6
H: 1
LOB: 2
BB: 1
P: 10
R: 0
E: 0
K: 0
S: 3
H: 0
LOB: 0
BB: 0
P: 3
R: 0
E: 0
K: 0
S: 3
H: 0
LOB: 0
BB: 0
P: 3
R: 0
E: 0
K: 0
S: 3
H: 0
LOB: 0
BB: 0
P: 3
R: 0
E: 0
K: 0
S: 3
H: 0
LOB: 0
BB: 0
P: 3
R: 2
E: 0
K: 1
S: 8
H: 3
LOB: 1
BB: 0
P: 8
1B: 11
2B: 1
3B: 0
HR: 2
SF: 1
SAC: 2
DP: 2
HBP: 1
WP: 0
PB: 0
SB: 1
CS: 0
PA: 79
Washington Senators @ Minnesota Twins
Metropolitan Stadium, Bloomington , MI
Wed Aug 09 1967, 8:05 PM EDT
Att. 16,901 - Unknown
livebaseballscorecards.com
AB 69
R 9
H 14
RBI 9
BB 6
SO 16
LOB 24
PITCHER
IP
WLS
BF
H
R
ER
SO
BB
IBB
HBP
BLK
WP
HR
S
P
ERA
WHIP
Dave Boswell, R
ERA: 3.34
(1, 1)
6.2
26
4
3
3
6
3
0
1
0
0
0
0
34
47
4.05
1.050
Mudcat Grant, R
ERA: 5.02
(7, 1)
0.0
3
3
1
1
0
0
0
0
0
0
0
0
3
3
∞
∞
Ron Kline, R
ERA: 3.55
(7, 1)
0.2
5
2
3
3
1
1
0
0
0
0
0
1
6
10
40.50
4.500
Al Worthington, R
ERA: 3.54
(8, 1)
8.2
30
2
0
0
8
1
1
0
0
0
0
44
52
0.00
0.346
Jim Roland, L
ERA: 3.15
(17, 1)
4.0
L
15
3
2
2
1
0
0
0
0
0
1
17
17
4.50
0.750
PITCHER
IP
WLS
BF
H
R
ER
SO
BB
IBB
HBP
BLK
WP
HR
S
P
ERA
WHIP

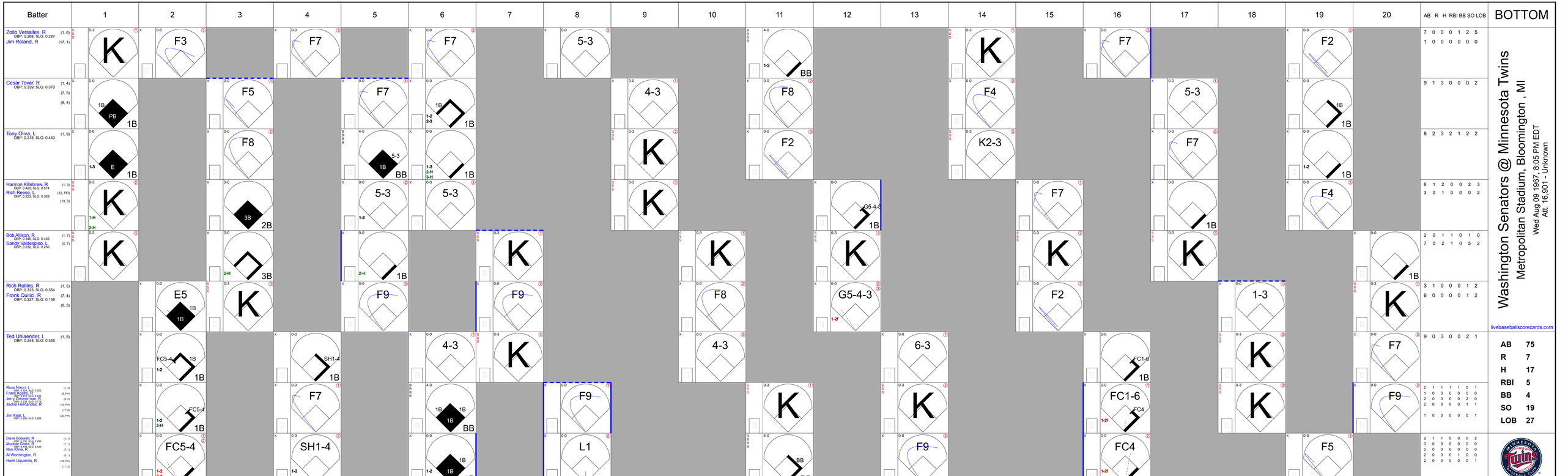

Washington Senators @ Minnesota Twins

Metropolitan Stadium, Bloomington , MI

Wed Aug 09 1967, 8:05 PM EDT

Att. 16,901 - Unknown

livebaseballscorecards.com

Batter	1	2	3	4	5	6	7	8	9	10	11	12	13	14	15	16	17	18	19	20	AB	R	H	RBI	BB	SO	LOB
Zoilo Versalles, R (1, 6) OBP: 0.268, SLG: 0.287	K	F3		F7		F7		5-3			BB			K		F7			F2		7	0	0	0	1	2	5
Jim Roland, R (17, 1)																					1	0	0	0	0	0	0
Cesar Tovar, R (1, 4) OBP: 0.339, SLG: 0.370	1B PB 1B		F5		F7	1B 1-2 2-3 1B			4-3		F8			F4			5-3		1B 1B		9	1	3	0	0	0	2
(7, 5) (8, 4)																											
Tony Oliva, L (1, 9) OBP: 0.318, SLG: 0.443	1-3 E 1B		F8		5-3 1B BB	1-3 2-H 3-H 1B			K		F2			K2-3			F7		1-2 1B		8	2	3	2	1	2	2
Harmon Killebrew, R (1, 3) OBP: 0.420, SLG: 0.574	K 1-H 3-H		3B 2B		5-3 1-2	5-3			K			G5-4-3 1B			F7		1B		F4		6	1	2	0	0	2	3
Rich Reese, L (12, PR) OBP: 0.253, SLG: 0.329 (13, 3)																					3	0	1	0	0	0	2
Bob Allison, R (1, 7) OBP: 0.346, SLG: 0.452	K		2-H 3B		2-H 1B		K			K		K			K		K			1B	2	0	1	1	0	1	0
Sandy Valdespino, L (5, 7) OBP: 0.232, SLG: 0.250																					7	0	2	1	0	5	2
Rich Rollins, R (1, 5) OBP: 0.323, SLG: 0.354		E5 1B 1B	K		F9		F9			F8		G5-4-3 1-2f			F2			1-3		K	3	1	0	0	0	1	2
Frank Quilici, R (7, 4) OBP: 0.227, SLG: 0.158 (8, 5)																					6	0	0	0	0	1	2
Ted Uhlaender, L (1, 8) OBP: 0.248, SLG: 0.355		FC5-4 1B 1-2 1B		SH1-4 1B		4-3	K			4-3			6-3			FC1-6 1B		K		F7	9	0	3	0	0	2	1
Russ Nixon, L (1, 2) OBP: 0.304, SLG: 0.332																											
Frank Kostro, R (8, PH) OBP: 0.276, SLG: 0.222																											
Jerry Zimmerman, R (9, 2) OBP: 0.238, SLG: 0.312																											
Jackie Hernandez, R (16, PH) (17, 6)																											
Jim Kaat, L (20, PH) OBP: 0.308, SLG: 0.356																											
Dave Boswell, R (1, 1) OBP: 0.295, SLG: 0.286																											
Mudcat Grant, R (7, 1) OBP: 0.149, SLG: 0.120																											
Ron Kline, R (7, 1)																											
Al Worthington, R (8, 1)																											
Hank Izquierdo, R (16, PH) (17, 2)																											
Inning Stats	R: 2 E: 0 K: 3 S: 11	H: 2 LOB: 0 BB: 0 P: 11	R: 1 E: 1 K: 0 S: 5	H: 2 LOB: 1 BB: 0 P: 5	R: 1 E: 0 K: 1 S: 7	H: 2 LOB: 1 BB: 0 P: 7	R: 0 E: 0 K: 0 S: 4	H: 1 LOB: 1 BB: 0 P: 4	R: 1 E: 0 K: 0 S: 4	H: 1 LOB: 1 BB: 1 P: 8	R: 2 E: 0 K: 0 S: 6	H: 3 LOB: 2 BB: 1 P: 10	R: 0 E: 0 K: 2 S: 7	H: 0 LOB: 0 BB: 0 P: 7	R: 0 E: 0 K: 0 S: 3	H: 0 LOB: 0 BB: 0 P: 3	R: 0 E: 0 K: 2 S: 7	H: 0 LOB: 0 BB: 0 P: 7	R: 0 E: 0 K: 1 S: 5	H: 0 LOB: 0 BB: 0 P: 5	R: 0 E: 0 K: 1 S: 5	H: 1 LOB: 2 BB: 2 P: 13	R: 0 E: 0 K: 1 S: 5	H: 1 LOB: 1 BB: 0 P: 5	R: 0 E: 0 K: 1 S: 5	H: 1 LOB: 1 BB: 0 P: 5	R: 0 E: 0 K: 2 S: 7	H: 0 LOB: 0 BB: 0 P: 7	R: 0 E: 0 K: 1 S: 5	H: 0 LOB: 0 BB: 0 P: 5	R: 0 E: 0 K: 0 S: 4	H: 1 LOB: 1 BB: 0 P: 4	R: 0 E: 0 K: 1 S: 6	H: 1 LOB: 1 BB: 0 P: 6	R: 0 E: 0 K: 2 S: 7	H: 0 LOB: 0 BB: 0 P: 7	R: 0 E: 0 K: 0 S: 5	H: 2 LOB: 2 BB: 0 P: 5	R: 0 E: 0 K: 1 S: 6	H: 1 LOB: 1 BB: 0 P: 6	1B: 15 2B: 1 3B: 1 HR: 0	SF: 0 SAC: 1 DP: 2 HBP: 0	WP: 0 PB: 1 SB: 0 CS: 0	PA: 80

PITCHER		IP	WLS	BF	H	R	ER	SO	BB	IBB	HBP	BLK	WP	HR	S	P	ERA	WHIP
Joe Coleman, R ERA: 4.52	(1, 1)	2.0		10	4	3	0	3	0	0	0	0	0	0	16	16	0.00	2.000
Bob Priddy, R ERA: 3.89	(3, 1)	2.0		9	3	1	1	1	0	0	0	0	0	0	11	11	4.50	1.500
Casey Cox, R ERA: 3.3	(5, 1)	2.0		12	4	3	3	0	2	0	0	0	0	0	10	18	13.50	3.000
Dick Lines, L ERA: 2.86	(7, 1)	1.0		3	0	0	0	2	0	0	0	0	0	0	7	7	0.00	0.000
Darold Knowles, L ERA: 1.93	(8, 1)	10.0		34	3	0	0	10	2	0	0	0	0	0	52	60	0.00	0.500

PITCHER		IP	WLS	BF	H	R	ER	SO	BB	IBB	HBP	BLK	WP	HR	S	P	ERA	WHIP
Dave Baldwin, R ERA: 1.84	(18, 1)	3.0	W	12	3	0	0	3	0	0	0	0	0	0	18	18	0.00	1.000

AB	75
R	7
H	17
RBI	5
BB	4
SO	19
LOB	27

Batter	1	2	3	4	5	6	7	8	9	AB	R	H	RBI	BB	SO	LOB
Tim Cullen, R (1, 6) OBP: 0.334, SLG: 0.279 (8, 5)	F8		L5-4 2-3			F8		6-3		4	0	0	0	0	0	2
Ken McMullen, R (1, 5) OBP: 0.303, SLG: 0.402	6-3			S 1B		K		F3		4	0	1	0	0	1	0
Ed Brinkman, R (8, 6) OBP: 0.243, SLG: 0.236										0	0	0	0	0	0	0
Frank Howard, R (1, 7) OBP: 0.340, SLG: 0.539	F9			K		K			G5-4-3 1B	4	0	1	0	0	2	1
Mike Epstein, L (1, 3) OBP: 0.330, SLG: 0.371		F8		K			FC6-4 1B BB		K	3	0	0	0	1	2	2
Cap Peterson, R (1, 9) OBP: 0.313, SLG: 0.365		6-3		5-3 1-2			K		G5-4-3 1-2f	4	0	0	0	0	1	3
Hank Allen, R (1, 8) OBP: 0.291, SLG: 0.333		6-3			F3		FC6-4 1-2 1B			3	0	1	0	0	0	0
Bernie Allen, L (1, 4) OBP: 0.246, SLG: 0.267			F9		3B		FC6-4 1-2f 2-3			3	0	1	0	0	0	2
Doug Camilli, R (1, 2) OBP: 0.224, SLG: 0.238			L5-4 1B BB		K		L1			1	0	0	0	1	1	1
Dick Nen, L (7, PH) OBP: 0.312, SLG: 0.374										1	0	0	0	0	0	2
Paul Casanova, R (7, 2) OBP: 0.282, SLG: 0.359										0	0	0	0	0	0	0
Barry Moore, L (1, 1) OBP: 0.178, SLG: 0.195			1-2 1B		K			F7		2	0	1	0	0	1	1
Casey Cox, R (7, 1)										0	0	0	0	0	0	0
Ed Stroud, L (8, PH) OBP: 0.293, SLG: 0.248										1	0	0	0	0	0	0
Bob Humphreys, R (8, 1) OBP: 0.308, SLG: 0.100										0	0	0	0	0	0	0
Inning Stats	R: 0 E: 0 K: 0 S: 3 H: 0 LOB: 0 BB: 0 P: 3	R: 0 E: 0 K: 0 S: 3 H: 0 LOB: 0 BB: 0 P: 3	R: 0 E: 0 K: 0 S: 3 H: 1 LOB: 1 BB: 1 P: 7	R: 0 E: 0 K: 2 S: 8 H: 1 LOB: 1 BB: 0 P: 8	R: 0 E: 0 K: 2 S: 8 H: 1 LOB: 1 BB: 0 P: 8	R: 0 E: 0 K: 2 S: 7 H: 0 LOB: 0 BB: 0 P: 7	R: 0 E: 0 K: 1 S: 6 H: 1 LOB: 2 BB: 1 P: 10	R: 0 E: 0 K: 0 S: 3 H: 0 LOB: 0 BB: 0 P: 3	R: 0 E: 0 K: 1 S: 5 H: 1 LOB: 0 BB: 0 P: 5	1B: 4 2B: 1 3B: 1 HR: 0 SF: 0 SAC: 0 DP: 2 HBP: 0						

PITCHER	IP	WLS	BF	H	R	ER	SO	BB	IBB	HBP	BLK	WP	HR	S	P	ERA	WHIP
Jim Perry, R (1, 1) ERA: 3.3	9.0	W	32	5	0	0	8	2	0	0	0	0	0	46	54	0.00	0.778

PITCHER	IP	WLS	BF	H	R	ER	SO	BB	IBB	HBP	BLK	WP	HR	S	P	ERA	WHIP

TOP

Washington Senators @ Minnesota Twins

Metropolitan Stadium, Bloomington , MI

Thu Aug 10 1967, 4:33 AM EDT

Att. 21,720 - Unknown

livebaseballscorecards.com

AB	30
R	0
H	5
RBI	0
BB	2
SO	8
LOB	14

Batter	1	2	3	4	5	6	7	8	9	AB	R	H	RBI	BB	SO	LOB
Jackie Hernandez, R (1, 6) (8, 5) OBP: 0.167, SLG: 0.167	F8			F9		F8	2-H 3-H 1B			4	0	1	2	0	0	0
Cesar Tovar, R (1, 4) OBP: 0.336, SLG: 0.367	5-3			F7		6-3	4-3			4	0	0	0	0	0	1
Tony Oliva, L (1, 9) OBP: 0.317, SLG: 0.441	F5			1B		3-1		F8		4	0	1	0	0	0	0
Harmon Killebrew, R (1, 3) OBP: 0.418, SLG: 0.571		K		5-3			HR 1B	F2		4	1	1	0	0	1	1
Rich Reese, L (9, 3) OBP: 0.253, SLG: 0.329										0	0	0	0	0	0	0
Bob Allison, R (1, 7) OBP: 0.350, SLG: 0.476		K			HR		1-H HR	2B		4	2	3	3	0	1	0
Sandy Valdespino, L (8, PR) (9, 7) OBP: 0.232, SLG: 0.250										0	0	0	0	0	0	0
Rich Rollins, R (1, 5) OBP: 0.323, SLG: 0.354		6-3			F7		B1-4 BB 1B 1B	F9		3	0	1	0	0	0	0
Zoilo Versalles, R (7, PR) (8, 6) OBP: 0.267, SLG: 0.286										1	1	0	0	0	0	1
Ted Uhlaender, L (1, 8) OBP: 0.244, SLG: 0.350			6-3		1-3		F8			3	0	0	0	0	0	1
Hank Izquierdo, R (1, 2) OBP: 0.400, SLG: 0.250			F2		1B		B B B B 4-0 1-2 B1-4 1B BB			2	1	1	0	1	0	0
Jim Perry, S (1, 1) OBP: 0.227, SLG: 0.409			6-3		1-3		B1-4 1-2 2-3			3	0	0	0	0	0	3
Inning Stats	R: 0 E: 0 K: 0 S: 3 H: 0 LOB: 0 BB: 0 P: 3	R: 0 E: 0 K: 2 S: 7 H: 0 LOB: 0 BB: 0 P: 7	R: 0 E: 0 K: 0 S: 3 H: 0 LOB: 0 BB: 0 P: 3	R: 0 E: 0 K: 0 S: 4 H: 1 LOB: 1 BB: 0 P: 4	R: 1 E: 0 K: 0 S: 5 H: 2 LOB: 1 BB: 0 P: 5	R: 0 E: 0 K: 0 S: 3 H: 0 LOB: 0 BB: 0 P: 3	R: 4 E: 0 K: 0 S: 7 H: 4 LOB: 1 BB: 1 P: 11	R: 0 E: 0 K: 0 S: 4 H: 1 LOB: 1 BB: 0 P: 4		1B: 5 2B: 1 3B: 0 HR: 2	SF: 0 SAC: 0 DP: 0 HBP: 0					

BOTTOM

Washington Senators @ Minnesota Twins

Metropolitan Stadium, Bloomington , MI

Thu Aug 10 1967, 4:33 AM EDT

Att. 21,720 - Unknown

livebaseballscorecards.com

AB	32
R	5
H	8
RBI	5
BB	1
SO	2
LOB	7

WP: 0 PB: 0 SB: 0 CS: 0 PA: 33

PITCHER		IP	WLS	BF	H	R	ER	SO	BB	IBB	HBP	BLK	WP	HR	S	P	ERA	WHIP
Barry Moore, L ERA: 4.13	(1, 1)	6.0	L	23	5	3	3	2	0	0	0	0	0	2	27	27	4.50	0.833
Casey Cox, R ERA: 3.63	(7, 1)	1.0		6	2	2	2	0	1	0	0	0	0	0	5	9	18.00	3.000
Bob Humphreys, R ERA: 3.95	(8, 1)	1.0		4	1	0	0	0	0	0	0	0	0	0	4	4	0.00	1.000

PITCHER	IP	WLS	BF	H	R	ER	SO	BB	IBB	HBP	BLK	WP	HR	S	P	ERA	WHIP

Batter	1	2	3	4	5	6	7	8	9	10	AB	R	H	RBI	BB	SO	LOB
Tim Cullen, R (1, 5) OBP: 0.336, SLG: 0.279	FC3-6 BB 1B		BBBB 2B 1B BB	SSS K			F7			F7	4	1	1	0	1	1	1
Hank Allen, R (1, 8) (8, 7) OBP: 0.288, SLG: 0.335	F5		1-3 1B 2B		5-3			F2		F8	5	1	1	0	0	0	1
Frank Howard, R (1, 7) OBP: 0.342, SLG: 0.536 Ed Stroud, L (8, 8) OBP: 0.292, SLG: 0.247	BBBB 1-2 FC3-6 BB		IIII 1B IBB		F2			SSS K		E3	2 1	0 0	0 0	0 0	2 0	1 0	0 0
Fred Valentine, S (1, 9) OBP: 0.334, SLG: 0.326	1-2f 2-3 FC3-6		SSS K		F8			1B 1B		F8	5	0	1	0	0	1	6
Dick Nen, L (1, 3) OBP: 0.316, SLG: 0.377	F7		1-3 2-H 3-H 1B			4-3		1-3 1B			4	0	2	2	0	0	2
Paul Casanova, R (1, 2) OBP: 0.279, SLG: 0.355		F6	F8			5-3					4	0	0	0	0	0	3
Bernie Allen, L (1, 4) OBP: 0.250, SLG: 0.268	1B			BBBB F9 5-3 BB		F5				4-3	3	0	1	0	1	0	0
Ed Brinkman, R (1, 6) OBP: 0.240, SLG: 0.232		F4		1-2 5-3			1-3			SSS K	4	0	0	0	0	1	2
Camilo Pascual, R (1, 1) OBP: 0.222, SLG: 0.167 Mike Epstein, L (9, PH) OBP: 0.329, SLG: 0.369 Joe Coleman, R (9, 1) OBP: 0.128, SLG: 0.083 Dave Baldwin, R (10, 1)		F9		2-3 F9			5-3			SSS K	3 1 0 0	0 0 0 0	0 0 0 0	0 0 0 0	0 0 0 0	0 1 0 0	2 0 0 0

Inning Stats											
	R: 0 H: 1 E: 0 LOB: 2 K: 0 BB: 1 S: 4 P: 8	R: 0 H: 1 E: 0 LOB: 1 K: 0 BB: 0 S: 4 P: 4	R: 2 H: 2 E: 0 LOB: 1 K: 1 BB: 2 S: 6 P: 14	R: 0 H: 0 E: 0 LOB: 1 K: 1 BB: 1 S: 5 P: 9	R: 0 H: 0 E: 0 LOB: 0 K: 0 BB: 0 S: 3 P: 3	R: 0 H: 0 E: 0 LOB: 0 K: 0 BB: 0 S: 3 P: 3	R: 0 H: 0 E: 0 LOB: 0 K: 0 BB: 0 S: 3 P: 3	R: 0 H: 2 E: 0 LOB: 2 K: 1 BB: 0 S: 7 P: 7	R: 0 H: 0 E: 0 LOB: 0 K: 2 BB: 0 S: 7 P: 7	R: 0 H: 0 E: 1 LOB: 1 K: 0 BB: 0 S: 4 P: 4	1B: 5 SF: 0 2B: 1 SAC: 0 3B: 0 DP: 0 HR: 0 HBP: 0	WP: 0 PA: 40 PB: 0 SB: 0 CS: 0

PITCHER	IP	WLS	BF	H	R	ER	SO	BB	IBB	HBP	BLK	WP	HR	S	P	ERA	WHIP
Chuck Dobson, R (1, 1) ERA: 3.82	9.0		36	6	2	2	5	3	1	0	0	0	0	42	58	2.00	1.000
Lew Krausse, R (10, 1) ERA: 4.36	1.0	W	4	0	0	0	0	0	0	0	0	0	0	4	4	0.00	0.000

PITCHER	IP	WLS	BF	H	R	ER	SO	BB	IBB	HBP	BLK	WP	HR	S	P	ERA	WHIP

TOP

Washington Senators @ Kansas City Athletics
Municipal Stadium, Kansas City, MO
Fri Aug 11 1967, 8:05 PM EDT
Att. 6,475 - Unknown

livebaseballscorecards.com

AB	36
R	2
H	6
RBI	2
BB	4
SO	5
LOB	17

Batter	1	2	3	4	5	6	7	8	9	10	AB	R	H	RBI	BB	SO	LOB
Bert Campaneris, R (1, 6) OBP: 0.304, SLG: 0.329	F5		F3		F7		F7			K	5	0	0	0	0	1	2
John Donaldson, L (1, 4) OBP: 0.360, SLG: 0.345	1B 2B		F7		1-3		F4			1B BB	4	1	1	0	1	0	2
Danny Cater, R (1, 5) OBP: 0.316, SLG: 0.348	K		F8			2B WP BB		G6-4-3 1B		BB 1-3 1B	4	2	2	0	1	1	1
Ken Harrelson, R (1, 3) OBP: 0.337, SLG: 0.415	1B BB			5-3		E 1-3 2B		G6-4-3 1-2f		1B BB IBB	3	0	1	0	2	0	1
Ray Webster, L (1, 7) OBP: 0.327, SLG: 0.400	1-3 2-H 1B			1-3 1B		6-3 2-3 3-H		F7		1B 1-2 2-3 BB	4	0	2	1	0	0	1
Joe Nossek, R (9, 8) OBP: 0.202, SLG: 0.252											0	0	0	0	0	0	0
Tim Talton, L (10, PH) OBP: 0.349, SLG: 0.342											0	0	0	0	1	0	0
Catfish Hunter, R (10, PR) OBP: 0.200, SLG: 0.300											0	0	0	0	0	0	0
Mike Hershberger, R (1, 9) OBP: 0.339, SLG: 0.340	5-3			1-3 1-2		F4			4-3	1-2 2-3 3-H 1B	5	0	1	1	0	0	4
Jim Gosger, L (1, 8) OBP: 0.338, SLG: 0.364		4-3		F5		1-3			G3		4	0	0	0	0	0	2
(9, 7)																	
Phil Roof, R (1, 2) OBP: 0.280, SLG: 0.333		K			6-3 1B		5-3 1B		1B		4	0	2	0	0	1	0
Blue Moon Odom, R (9, PR) OBP: 0.300, SLG: 0.263											0	0	0	0	0	0	0
Ken Suarez, R (10, 2) OBP: 0.365, SLG: 0.450											0	0	0	0	0	0	0
Chuck Dobson, R (1, 1) OBP: 0.213, SLG: 0.213		K			6-3 1-2		1B		F2		3	0	1	0	0	1	1
Rick Monday, L (9, PH) OBP: 0.326, SLG: 0.436											1	0	0	0	0	0	1
Lew Krausse, R (10, 1) OBP: 0.154, SLG: 0.237											0	0	0	0	0	0	0
Inning Stats	R: 1 H: 2 E: 0 LOB: 2 K: 1 BB: 1 S: 7 P: 11	R: 0 H: 0 E: 0 LOB: 0 K: 2 BB: 0 S: 7 P: 7	R: 0 H: 0 E: 0 LOB: 0 K: 0 BB: 0 S: 3 P: 3	R: 0 H: 1 E: 0 LOB: 1 K: 0 BB: 0 S: 4 P: 4	R: 0 H: 1 E: 0 LOB: 1 K: 0 BB: 0 S: 4 P: 4	R: 1 H: 1 E: 0 LOB: 1 K: 0 BB: 1 S: 4 P: 8	R: 0 H: 1 E: 0 LOB: 1 K: 0 BB: 0 S: 4 P: 4	R: 0 H: 1 E: 0 LOB: 0 K: 0 BB: 0 S: 3 P: 3	R: 0 H: 1 E: 0 LOB: 1 K: 0 BB: 0 S: 4 P: 4	R: 1 H: 2 E: 0 LOB: 3 K: 1 BB: 3 S: 5 P: 17	1B: 8 SF: 0 2B: 2 SAC: 0 3B: 0 DP: 1 HR: 0 HBP: 0						

PITCHER		IP	WLS	BF	H	R	ER	SO	BB	IBB	HBP	BLK	WP	HR	S	P	ERA	WHIP
Camilo Pascual, R ERA: 3.48	(1, 1)	8.0		32	7	2	2	3	2	0	0	0	1	0	36	44	2.25	1.125
Joe Coleman, R ERA: 4.54	(9, 1)	1.2	L	9	2	1	1	1	2	1	0	0	0	0	8	20	5.40	2.400
Dave Baldwin, R ERA: 1.84	(10, 1)	0.0		1	1	0	0	0	0	0	0	0	0	0	1	1	∞	∞

PITCHER	IP	WLS	BF	H	R	ER	SO	BB	IBB	HBP	BLK	WP	HR	S	P	ERA	WHIP

BOTTOM

Washington Senators @ Kansas City Athletics

Municipal Stadium, Kansas City, MO

Fri Aug 11 1967, 8:05 PM EDT

Att. 6,475 - Unknown

AB	37
R	3
H	10
RBI	2
BB	5
SO	4
LOB	15

WP: 1 PA: 42
PB: 0
SB: 0
CS: 0

livebaseballscorecards.com

Batter	1	2	3	4	5	6	7	8	9	10	AB	R	H	RBI	BB	SO	LOB
Tim Cullen, R (1, 5) OBP: 0.334, SLG: 0.278	FC4-6 PB 1B 1B	FC6-4 1-2f			SH2-4 1-2		F3		F4		4	1	1	0	0	0	1
Hank Allen, R (1, 8) (7, 7) OBP: 0.286, SLG: 0.331	K 1-2		L4-6 6-3 1B		5-3		K			6-3	5	0	1	0	0	2	2
Frank Howard, R (1, 7) OBP: 0.343, SLG: 0.533	FC4-6 BB		6-3 1-2		HR IBB		6-3			4-3	2	1	0	0	2	0	1
Ed Stroud, L (7, 8) OBP: 0.290, SLG: 0.245											1	0	0	0	0	0	0
Fred Valentine, S (1, 9) OBP: 0.335, SLG: 0.343	FC4-6 1B 1-2f 2-3		L4-6 2-3		HR 1-H 2-H			F3		2B 3B	5	2	2	3	0	0	3
Dick Nen, L (1, 3) OBP: 0.324, SLG: 0.390	1-3 3-H 1B			1-3	3-1			CS 1B		1B 2B 3-H	5	1	3	2	0	0	0
Paul Casanova, R (1, 2) OBP: 0.280, SLG: 0.356	5-3			F9		F3		1-2 1B		1B 2-H	5	0	2	1	0	0	2
Bernie Allen, L (1, 4) OBP: 0.249, SLG: 0.266		F8		E5		1B		1-3		F9	5	0	1	0	0	0	2
Ed Brinkman, R (1, 6) OBP: 0.236, SLG: 0.229		K		F9		F4			K		4	0	0	0	0	2	2
Phil Ortega, R (1, 1) OBP: 0.145, SLG: 0.060		E4 FC6-4			HR SH2-4 BB	F9			L4		2	1	0	0	1	0	1
Bob Humphreys, R (7, 1) OBP: 0.286, SLG: 0.091											1	0	0	0	0	0	0
Dave Baldwin, R (9, 1)											0	0	0	0	0	0	0
Dick Lines, R (9, 1) OBP: 0.375, SLG: 0.167											0	0	0	0	0	0	0
Casey Cox, R (9, 1)											0	0	0	0	0	0	0
Bob Priddy, R (10, 1) OBP: 0.333, SLG: 0.167											0	0	0	0	0	0	0
Inning Stats	R: 1 E: 0 K: 1 S: 7 / H: 2 LOB: 2 BB: 1 P: 11	R: 0 E: 1 K: 1 S: 6 / H: 0 LOB: 1 BB: 0 P: 6	R: 0 E: 0 K: 0 S: 3 / H: 1 LOB: 0 BB: 0 P: 3	R: 0 E: 1 K: 0 S: 4 / H: 0 LOB: 1 BB: 0 P: 4	R: 3 E: 0 K: 0 S: 4 / H: 1 LOB: 0 BB: 2 P: 12	R: 0 E: 0 K: 0 S: 4 / H: 1 LOB: 1 BB: 0 P: 4	R: 0 E: 0 K: 1 S: 5 / H: 0 LOB: 0 BB: 0 P: 5	R: 0 E: 0 K: 0 S: 4 / H: 2 LOB: 1 BB: 0 P: 4	R: 0 E: 0 K: 1 S: 5 / H: 0 LOB: 0 BB: 0 P: 5	R: 2 E: 0 K: 0 S: 6 / H: 3 LOB: 1 BB: 0 P: 6	1B: 7 2B: 2 3B: 1 HR: 1	SF: 0 SAC: 1 DP: 1 HBP: 0					

PITCHER		IP	WLS	BF	H	R	ER	SO	BB	IBB	HBP	BLK	WP	HR	S	P	ERA	WHIP
Blue Moon Odom, R ERA: 4.81	(1, 1)	5.0		23	4	4	4	2	2	1	0	0	0	1	24	36	7.20	1.200
Roberto Rodriguez, R ERA: 4.0	(6, 1)	2.0		7	1	0	0	1	0	0	0	0	0	0	9	9	0.00	0.500
Lew Krausse, R ERA: 4.3	(8, 1)	2.0		7	2	0	0	1	0	0	0	0	0	0	9	9	0.00	1.000
Jack Aker, R ERA: 3.66	(10, 1)	0.2	L	3	1	1	1	0	0	0	0	0	0	0	3	3	13.50	1.500
Paul Lindblad, L ERA: 3.67	(10, 1)	0.1		3	2	1	1	0	0	0	0	0	0	0	3	3	27.00	6.000

PITCHER	IP	WLS	BF	H	R	ER	SO	BB	IBB	HBP	BLK	WP	HR	S	P	ERA	WHIP

TOP

Washington Senators @ Kansas City Athletics

Municipal Stadium, Kansas City, MO

Sat Aug 12 1967, 4:33 AM EDT
Att. 7,248 - Unknown

livebaseballscorecards.com

AB	39
R	6
H	10
RBI	6
BB	3
SO	4
LOB	14

WP: 0	PA: 43		
PB: 1			
SB: 0			
CS: 1			

Batter	1	2	3	4	5	6	7	8	9	10	AB	R	H	RBI	BB	SO	LOB
Bert Campaneris, R (1, 6) OBP: 0.305, SLG: 0.330	BBBB 4-0 2B 5-3 BB		x 0-0 ① 6-3		x 0-0 ② F9		x 0-0 2B		x 0-0 ① F6		4	1	1	0	1	0	3
John Donaldson, L (1, 4) OBP: 0.367, SLG: 0.355 Dick Green, R (9, PH) OBP: 0.285, SLG: 0.296 (10, 4)	x 0-0 5-3 1-3 2B		x 0-0 ② 6-3		x 0-0 FC6-4 1B		BBBB 4-0 BB		x 0-0 1-2 3-H 1B		3 1	0 0	2 1	0 1	1 1	0 0	0 0
Danny Cater, R (1, 5) OBP: 0.312, SLG: 0.343	x 0-0 ① 5-3 2-3 3-H		x 0-0 ③ F8		x 0-0 ③ FC6-4 1-2f		x 0-0 ③ F9		SSS 0-3 ② K		5	0	0	1	0	1	6
Ken Harrelson, R (1, 3) OBP: 0.335, SLG: 0.415	x 0-0 ② 6-3			x 0-0 ① F7		x 0-0 S 6-3 2B		x 0-0 ① 6-3	x 0-0 ③ F8		5	1	1	0	0	0	3
Ray Webster, L (1, 7) OBP: 0.328, SLG: 0.400	x 0-0 ③ 6-3			x 0-0 1B 1B		x 0-0 ① L6		x 0-0 ② F8		x 0-0 FC3-6 1B	5	0	2	0	0	0	2
Mike Hershberger, R (1, 9) OBP: 0.340, SLG: 0.340		x 0-0 S 1B		x 0-0 1-2 1B		x 0-0 ② 6-3 2-H		x 0-0 ③ F8		x 0-0 ① F7	5	0	2	1	0	0	1
Jim Gosger, L (1, 8) OBP: 0.336, SLG: 0.361		x 0-0 ① F8		SSS 0-3 ② K		x 0-0 ③ 3-1			x 0-0 2B 1B 1B	x 0-0 ② FC3-6 1-2f 2B	5	2	1	0	0	1	4
Phil Roof, R (1, 2) OBP: 0.278, SLG: 0.331 Joe Nossek, R (7, PH) OBP: 0.200, SLG: 0.250 Lew Krausse, R (8, 1) OBP: 0.154, SLG: 0.237 Tim Talton, L (9, PH) OBP: 0.364, SLG: 0.385 Chuck Dobson, R (9, PR) OBP: 0.213, SLG: 0.213 Jack Aker, R (10, 1) OBP: 0.143, SLG: 0.143 Paul Lindblad, L (10, 1) OBP: 0.219, SLG: 0.344	SSS x 0-0 ② K 1-2			x 0-0 ③ F3			x 0-0 ① F9		x 0-0 1B 1-3 1B 2B	x 0-0 1-H 2B	2 1 0 1 0 0 1	0 0 0 0 1 0 0	0 0 0 1 0 0 1	0 0 0 0 0 0 1	1 0 0 0 0 0 0	3 0 0 0 0 0 0
Blue Moon Odom, R (1, 1) OBP: 0.286, SLG: 0.250 Ted Kubiak, S (5, PH) OBP: 0.204, SLG: 0.204 Roberto Rodriguez, R (6, 1) Rick Monday, L (7, PH) OBP: 0.326, SLG: 0.434 Ken Suarez, R (8, 2) OBP: 0.370, SLG: 0.452	x 0-0 ③ 1-3				SSS 0-3 ① K		SSS 0-3 ② K		x 0-0 1B 2-3 3-H 1B	x 0-0 ③ F7	1 1 0 1 2	0 0 0 0 0	0 0 0 0 1	0 0 0 0 0	0 1 0 1 0	0 0 0 0 0	1 0 0 0 1
Inning Stats	R: 1 H: 1 E: 0 LOB: 1 K: 0 BB: 1 S: 4 P: 8	R: 0 H: 1 E: 0 LOB: 1 K: 1 BB: 0 S: 6 P: 6	R: 0 H: 0 E: 0 LOB: 0 K: 0 BB: 0 S: 3 P: 3	R: 0 H: 2 E: 0 LOB: 2 K: 1 BB: 0 S: 7 P: 7	R: 0 H: 1 E: 0 LOB: 1 K: 1 BB: 0 S: 6 P: 6	R: 1 H: 1 E: 0 LOB: 0 K: 0 BB: 0 S: 4 P: 4	R: 0 H: 1 E: 0 LOB: 2 K: 1 BB: 1 S: 6 P: 10	R: 0 H: 0 E: 0 LOB: 0 K: 0 BB: 0 S: 3 P: 3	R: 2 H: 4 E: 0 LOB: 2 K: 1 BB: 0 S: 9 P: 9	R: 1 H: 2 E: 0 LOB: 1 K: 0 BB: 0 S: 5 P: 5	1B: 8 2B: 5 3B: 0 HR: 0	SF: 0 SAC: 0 DP: 0 HBP: 0					

PITCHER		IP	WLS	BF	H	R	ER	SO	BB	IBB	HBP	BLK	WP	HR	S	P	ERA	WHIP
Phil Ortega, R ERA: 3.14	(1, 1)	6.2		29	7	2	2	4	2	0	0	0	0	0	35	43	2.70	1.350
Bob Humphreys, R ERA: 4.1	(7, 1)	1.1		6	2	2	2	0	0	0	0	0	0	0	6	6	13.50	1.500
Dave Baldwin, R ERA: 1.82	(9, 1)	0.1		2	1	0	0	0	0	0	0	0	0	0	2	2	0.00	3.000
Dick Lines, L ERA: 2.86	(9, 1)	0.0		1	1	0	0	0	0	0	0	0	0	0	1	1	∞	∞
Casey Cox, R ERA: 3.72	(9, 1)	1.1	W	6	2	1	1	1	0	0	0	0	0	0	8	8	6.75	1.500

PITCHER		IP	WLS	BF	H	R	ER	SO	BB	IBB	HBP	BLK	WP	HR	S	P	ERA	WHIP
Bob Priddy, R ERA: 3.88	(10, 1)	0.1	S	1	0	0	0	0	0	0	0	0	0	0	1	1	0.00	0.000

BOTTOM

Washington Senators @ Kansas City Athletics

Municipal Stadium, Kansas City, MO

Sat Aug 12 1967, 4:33 AM EDT

Att. 7,248 - Unknown

livebaseballscorecards.com

AB	43
R	5
H	13
RBI	5
BB	2
SO	5
LOB	24

1B: 8 SF: 0
2B: 5 SAC: 0
3B: 0 DP: 0
HR: 0 HBP: 0

WP: 0 PA: 45
PB: 0
SB: 2
CS: 0

Batter	1	2	3	4	5	6	7	8	9	AB	R	H	RBI	BB	SO	LOB
Tim Cullen, R (1, 5) OBP: 0.336, SLG: 0.280	F2	6-3			CS 1B	1B		4-3		5	0	2	0	0	0	2
Hank Allen, R (1, 8) (8, 7) OBP: 0.280, SLG: 0.324	5-3		5-3		6-3 1-2		F8			4	0	0	0	0	0	2
Frank Howard, R (1, 7) OBP: 0.345, SLG: 0.535 Ed Stroud, L (8, 8) OBP: 0.290, SLG: 0.245	1-3		F8 2B			2B 1B		K		4 0	0 0	2 0	0 0	0 0	1 0	0 0
Fred Valentine, S (1, 9) OBP: 0.339, SLG: 0.347		BBB E 1B BB	F8 2-3			1-3 2B		BBB FC8-5 PB BB		2	1	1	0	2	0	1
Dick Nen, L (1, 3) OBP: 0.328, SLG: 0.386		F8	F9			G4-6-3 IBB		FC8-5 1-2 IBB		2	0	0	0	2	0	2
Paul Casanova, R (1, 2) OBP: 0.278, SLG: 0.352		E8 1B 1-2 1B		F4		F6		FC8-5 1-2 2-3f		4	1	0	0	0	0	6
Bernie Allen, L (1, 4) OBP: 0.249, SLG: 0.266		1B 1-3 2-H 1B		F9		G4-6-3 1-2f		K		4	0	1	1	0	1	5
Ed Brinkman, R (1, 6) OBP: 0.237, SLG: 0.229		1-3 3-H 1B		5-3			F8		K	4	0	1	1	0	1	0
Frank Bertaina, L (1, 1) OBP: 0.080, SLG: 0.080		K			F3		F8		K	4	0	0	0	0	2	2
Inning Stats	R: 0 E: 0 K: 0 S: 3 H: 0 LOB: 0 BB: 0 P: 3	R: 2 E: 1 K: 1 S: 8 H: 2 LOB: 2 BB: 1 P: 12	R: 0 E: 0 K: 0 S: 4 H: 1 LOB: 1 BB: 0 P: 4	R: 0 E: 0 K: 0 S: 3 H: 0 LOB: 0 BB: 0 P: 3	R: 0 E: 0 K: 0 S: 3 H: 1 LOB: 0 BB: 0 P: 3	R: 0 E: 0 K: 0 S: 4 H: 2 LOB: 2 BB: 1 P: 8	R: 0 E: 0 K: 0 S: 4 H: 1 LOB: 1 BB: 0 P: 4	R: 0 E: 0 K: 2 S: 7 H: 0 LOB: 2 BB: 2 P: 15	R: 0 E: 0 K: 2 S: 7 H: 0 LOB: 0 BB: 0 P: 7	1B: 5 2B: 2 3B: 0 HR: 0 SF: 0 SAC: 0 DP: 1 HBP: 0						

PITCHER		IP	WLS	BF	H	R	ER	SO	BB	IBB	HBP	BLK	WP	HR	S	P	ERA	WHIP
Catfish Hunter, R ERA: 2.93	(1, 1)	8.0	L	34	7	2	1	3	2	2	0	0	0	0	36	52	1.12	1.125
Diego Segui, R ERA: 2.55	(9, 1)	1.0		3	0	0	0	2	0	0	0	0	0	0	7	7	0.00	0.000

PITCHER	IP	WLS	BF	H	R	ER	SO	BB	IBB	HBP	BLK	WP	HR	S	P	ERA	WHIP

TOP

Washington Senators @ Kansas City Athletics

Municipal Stadium, Kansas City, MO

Sun Aug 13 1967, 4:33 AM EDT
Att. 24,924 - Unknown

livebaseballscorecards.com

AB	33
R	2
H	7
RBI	2
BB	4
SO	5
LOB	20

WP: 0 PA: 37
PB: 1
SB: 0
CS: 1

Batter	1	2	3	4	5	6	7	8	9	AB	R	H	RBI	BB	SO	LOB
Bert Campaneris, R (1, 6) OBP: 0.307, SLG: 0.332	5-3			G1-6-3		E7			F7	4	0	2	0	0	0	0
John Donaldson, L (1, 4) OBP: 0.362, SLG: 0.350	K			G1-6-3 1-2f		1-3			K	3	0	0	0	0	1	2
Ray Webster, L (9, PH) OBP: 0.327, SLG: 0.398										1	0	0	0	0	1	0
Danny Cater, R (1, 7) OBP: 0.312, SLG: 0.342	5-3			F9			1B		6-3	4	0	1	0	0	0	0
Ken Harrelson, R (1, 3) OBP: 0.331, SLG: 0.409		6-3			6-3		F8			3	0	0	0	0	0	1
Mike Hershberger, R (1, 9) OBP: 0.340, SLG: 0.340		G5-4-3 1B			1-3		L6			3	0	1	0	0	0	1
Dick Green, R (1, 5) OBP: 0.286, SLG: 0.294		G5-4-3 1-2f			BB		F3			2	0	0	0	1	0	2
Rick Monday, L (1, 8) OBP: 0.326, SLG: 0.434		1-3			K			6-3-4-6 1B		3	0	1	0	0	1	1
Phil Roof, R (1, 2) OBP: 0.275, SLG: 0.326		5-3				K		F9		3	0	0	0	0	1	1
Catfish Hunter, R (1, 1) OBP: 0.194, SLG: 0.290		K				K		6-3-4-6 1-2f		2	0	0	0	0	2	0
Joe Nossek, R (8, PH) OBP: 0.198, SLG: 0.248										1	0	0	0	0	0	1
Diego Segui, R (9, 1)										0	0	0	0	0	0	0
Inning Stats	R: 0 E: 0 K: 1 S: 5 H: 0 LOB: 0 BB: 0 P: 5	R: 0 E: 0 K: 0 S: 3 H: 1 LOB: 0 BB: 0 P: 3	R: 0 E: 0 K: 1 S: 5 H: 0 LOB: 0 BB: 0 P: 5	R: 0 E: 0 K: 0 S: 3 H: 1 LOB: 0 BB: 0 P: 3	R: 0 E: 0 K: 1 S: 5 H: 0 LOB: 1 BB: 1 P: 9	R: 0 E: 1 K: 2 S: 8 H: 1 LOB: 1 BB: 0 P: 8	R: 0 E: 0 K: 0 S: 4 H: 1 LOB: 1 BB: 0 P: 4	R: 0 E: 0 K: 0 S: 3 H: 1 LOB: 0 BB: 0 P: 3	R: 0 E: 0 K: 1 S: 5 H: 0 LOB: 0 BB: 0 P: 5	1B: 5 2B: 1 3B: 0 HR: 0 SF: 0 SAC: 0 DP: 3 HBP: 0						

PITCHER	IP	WLS	BF	H	R	ER	SO	BB	IBB	HBP	BLK	WP	HR	S	P	ERA	WHIP
Frank Bertaina, L (1, 1) ERA: 2.73	9.0	W	30	5	0	0	6	1	0	0	0	0	0	41	45	0.00	0.667

PITCHER	IP	WLS	BF	H	R	ER	SO	BB	IBB	HBP	BLK	WP	HR	S	P	ERA	WHIP

BOTTOM

Washington Senators @ Kansas City Athletics

Municipal Stadium, Kansas City, MO

Sun Aug 13 1967, 4:33 AM EDT

Att. 24,924 - Unknown

livebaseballscorecards.com

AB	29
R	0
H	5
RBI	0
BB	1
SO	6
LOB	9

WP: 0 PA: 30
PB: 0
SB: 0
CS: 0

Batter	1	2	3	4	5	6	7	8	9	AB	R	H	RBI	BB	SO	LOB
Chuck Hinton, R (1, 9) OBP: 0.318, SLG: 0.357	F3		FC4-6 1-2f			5-3		1B 2B		4	1	1	0	0	0	1
Leon Wagner, L (1, 7) OBP: 0.317, SLG: 0.428	K			1-3		F6		HR 2-H 1B		4	0	1	1	0	1	0
Vic Davalillo, L (8, PR) (8, 8) OBP: 0.294, SLG: 0.368										0	1	0	0	0	0	0
Max Alvis, R (1, 5) OBP: 0.319, SLG: 0.422	F4			F7		F5		HR 2-H		4	1	1	2	0	0	0
Tony Horton, R (1, 3) OBP: 0.328, SLG: 0.416		G5-4-3 1B		F5			F9	1B		4	0	2	0	0	0	0
Don Demeter, R (1, 8) (8, 7) OBP: 0.262, SLG: 0.393		G5-4-3 1-2f			F2		1B	K		4	0	1	0	0	1	3
Duke Sims, L (1, 2) OBP: 0.298, SLG: 0.356		K			3-1		F3		F5	4	0	0	0	0	1	1
Vern Fuller, R (1, 4) OBP: 0.288, SLG: 0.398			F8		BB BB		5-3		F7	3	0	0	0	1	0	1
Larry Brown, R (1, 6) OBP: 0.314, SLG: 0.319			F7		BB 1-2			K	4-3	3	0	0	0	1	1	0
Stan Williams, R (1, 1) OBP: 0.167, SLG: 0.167			1B FC4-6		F4			K		3	0	1	0	0	1	2

TOP

Cleveland Indians @ Washington Senators

D.C. Stadium, Washington, DC

Tue Aug 15 1967, 7:05 PM EDT

Att. 27,138 - Unknown

livebaseballscorecards.com

AB	33
R	3
H	7
RBI	3
BB	2
SO	5
LOB	8

Inning Stats	1	2	3	4	5	6	7	8	9	1B	SF	WP	PA
R	0	0	0	0	0	0	0	3	0	5	0	0	35
E	0	0	0	0	0	0	0	0	0	2B: 1	SAC: 0	PB: 0	
K	1	1	0	0	0	0	0	13	3	3B: 0	DP: 1	SB: 0	
S	5	5	4	3	3	3	4	13	3	HR: 1	HBP: 0	CS: 0	
H	0	1	1	0	0	0	1	4	0				
LOB	0	0	0	0	2	0	1	2	0				
BB	0	0	0	0	2	0	0	0	0				
P	5	5	4	3	11	3	4	13	3				

PITCHER		IP	WLS	BF	H	R	ER	SO	BB	IBB	HBP	BLK	WP	HR	S	P	ERA	WHIP
Barry Moore, L ERA: 3.92	(1, 1)	7.0		25	3	0	0	2	2	0	0	0	0	0	27	35	0.00	0.714
Darold Knowles, L ERA: 2.23	(8, 1)	0.2	L	5	3	3	3	2	0	0	0	0	0	1	9	9	40.50	4.500
Bob Priddy, R ERA: 3.86	(8, 1)	0.1		2	1	0	0	1	0	0	0	0	0	0	4	4	0.00	3.000
Casey Cox, R ERA: 3.64	(9, 1)	1.0		3	0	0	0	0	0	0	0	0	0	0	3	3	0.00	0.000

PITCHER		IP	WLS	BF	H	R	ER	SO	BB	IBB	HBP	BLK	WP	HR	S	P	ERA	WHIP

Batter	1	2	3	4	5	6	7	8	9	AB	R	H	RBI	BB	SO	LOB
Tim Cullen, R (1, 5) (9, 6) OBP: 0.331, SLG: 0.276	6-3		F8			F8		F9		4	0	0	0	0	0	0
Hank Allen, R (1, 8) OBP: 0.274, SLG: 0.317	F4		F3			5-3			F6	4	0	0	0	0	0	0
Frank Howard, R (1, 7) OBP: 0.344, SLG: 0.535	F9			K		6-3			2B	4	0	1	0	0	1	0
Fred Valentine, S (1, 9) OBP: 0.339, SLG: 0.348		F4		G3 2B			F8		6-3	4	0	1	0	0	0	1
Dick Nen, L (1, 3) OBP: 0.332, SLG: 0.394		1B 1B		G3 2-3			2B		F2	4	0	2	0	0	0	2
Paul Casanova, R (1, 2) OBP: 0.275, SLG: 0.350		F7		4-3			1-3			3	0	0	0	0	0	3
Bernie Allen, L (1, 4) OBP: 0.250, SLG: 0.267		1-3 1B			G3		F9			3	0	1	0	0	0	1
Ed Brinkman, R (1, 6) OBP: 0.235, SLG: 0.228		6-3			6-3			4-3		2	0	0	0	0	0	2
Bob Saverine, S (8, PH) (9, 5) OBP: 0.291, SLG: 0.297										1	0	0	0	0	0	0
Barry Moore, L (1, 1) OBP: 0.170, SLG: 0.186			F6		4-3			K		2	0	0	0	0	0	0
Darold Knowles, L (8, 1) OBP: 0.077, SLG: 0.077										0	0	0	0	0	0	0
Bob Priddy, R (8, 1) OBP: 0.333, SLG: 0.167										0	0	0	0	0	0	0
Mike Epstein, L (8, PH) OBP: 0.328, SLG: 0.367										1	0	0	0	0	1	0
Casey Cox, R (9, 1)										0	0	0	0	0	0	0
Inning Stats	R: 0 E: 0 K: 0 S: 3 H: 0 LOB: 0 BB: 0 P: 3	R: 0 E: 0 K: 0 S: 5 H: 2 LOB: 2 BB: 0 P: 5	R: 0 E: 0 K: 0 S: 3 H: 0 LOB: 0 BB: 0 P: 3	R: 0 E: 0 K: 1 S: 6 H: 1 LOB: 1 BB: 0 P: 6	R: 0 E: 0 K: 0 S: 3 H: 0 LOB: 0 BB: 0 P: 3	R: 0 E: 0 K: 0 S: 3 H: 0 LOB: 0 BB: 0 P: 3	R: 0 E: 0 K: 0 S: 4 H: 1 LOB: 1 BB: 0 P: 4	R: 0 E: 0 K: 1 S: 5 H: 0 LOB: 0 BB: 0 P: 5	R: 0 E: 0 K: 0 S: 4 H: 1 LOB: 1 BB: 0 P: 4	1B: 2 2B: 3 3B: 0 HR: 0	SF: 0 SAC: 0 DP: 0 HBP: 0						

PITCHER	IP	WLS	BF	H	R	ER	SO	BB	IBB	HBP	BLK	WP	HR	S	P	ERA	WHIP
Stan Williams, R (1, 1) ERA: 1.49	9.0	W	32	5	0	0	2	0	0	0	0	0	0	36	36	0.00	0.556

PITCHER	IP	WLS	BF	H	R	ER	SO	BB	IBB	HBP	BLK	WP	HR	S	P	ERA	WHIP

BOTTOM

Cleveland Indians @ Washington Senators

D.C. Stadium, Washington, DC

Tue Aug 15 1967, 7:05 PM EDT

Att. 27,138 - Unknown

livebaseballscorecards.com

AB	32
R	0
H	5
RBI	0
BB	0
SO	2
LOB	9

WP: 0	PA: 32
PB: 0	
SB: 0	
CS: 0	

Batter	1	2	3	4	5	6	7	8	9	AB	R	H	RBI	BB	SO	LOB
Lee Maye, L (1, 9) OBP: 0.309, SLG: 0.437	3-1			K		FC4-6 1-2f			5-3	4	0	0	0	0	1	1
Vic Davalillo, L (1, 8) OBP: 0.293, SLG: 0.363	F4			CS BB		F7			4-3	3	0	0	0	1	0	1
Leon Wagner, L (1, 7) OBP: 0.316, SLG: 0.424	F5			F8 1-2			F8		2B BB	3	0	0	0	1	0	1
Chuck Hinton, R (9, PR) (9, 7) OBP: 0.318, SLG: 0.357										0	1	0	0	0	0	0
Tony Horton, R (1, 3) OBP: 0.327, SLG: 0.418		5-3			6-3		4-3		1-H 2B	4	0	1	1	0	0	0
Max Alvis, R (1, 5) OBP: 0.320, SLG: 0.421		K			HBP BB		1B		F8	3	0	1	0	1	1	2
Duke Sims, L (1, 2) OBP: 0.299, SLG: 0.353		4-3			G5-4-3 1-2 HBP		K			2	0	0	0	0	1	1
Vern Fuller, R (1, 4) OBP: 0.281, SLG: 0.387			F7		G5-4-3 1-2f			K		3	0	0	0	0	1	2
Larry Brown, R (1, 6) OBP: 0.312, SLG: 0.316			6-3			K		F5		3	0	0	0	0	1	0
Steve Hargan, R (1, 1) OBP: 0.241, SLG: 0.241			5-3			FC4-6 BB		3-1		2	0	0	0	1	0	0
Inning Stats	R: 0 H: 0 E: 0 LOB: 0 K: 0 BB: 0 S: 3 P: 3	R: 0 H: 0 E: 0 LOB: 0 K: 1 BB: 0 S: 5 P: 5	R: 0 H: 0 E: 0 LOB: 0 K: 0 BB: 0 S: 3 P: 3	R: 0 H: 0 E: 0 LOB: 0 K: 1 BB: 1 S: 4 P: 8	R: 0 H: 0 E: 0 LOB: 1 K: 0 BB: 1 S: 2 P: 7	R: 0 H: 0 E: 0 LOB: 1 K: 1 BB: 1 S: 5 P: 9	R: 0 H: 1 E: 0 LOB: 1 K: 1 BB: 0 S: 6 P: 6	R: 0 H: 0 E: 0 LOB: 0 K: 1 BB: 0 S: 5 P: 5	R: 1 H: 1 E: 0 LOB: 2 K: 0 BB: 1 S: 4 P: 8	1B: 1 SF: 0 2B: 1 SAC: 0 3B: 0 DP: 1 HR: 0 HBP: 1						

TOP

Cleveland Indians @ Washington Senators

D.C. Stadium, Washington, DC

Wed Aug 16 1967, 7:05 PM EDT

Att. 15,209 - Unknown

livebaseballscorecards.com

AB	27
R	1
H	2
RBI	1
BB	4
SO	5
LOB	8

PITCHER	IP	WLS	BF	H	R	ER	SO	BB	IBB	HBP	BLK	WP	HR	S	P	ERA	WHIP
Camilo Pascual, R (1, 1) ERA: 3.33	9.0	L	32	2	1	1	5	4	0	1	0	0	0	37	54	1.00	0.667

PITCHER	IP	WLS	BF	H	R	ER	SO	BB	IBB	HBP	BLK	WP	HR	S	P	ERA	WHIP

Batter	1	2	3	4	5	6	7	8	9	AB	R	H	RBI	BB	SO	LOB
Tim Cullen, R (1, 5) (9, 6) OBP: 0.327, SLG: 0.272	G3		F9			4-3		K2-3		4	0	0	0	0	1	1
Hank Allen, R (1, 8) OBP: 0.273, SLG: 0.321	6-3			F8		2B			K	4	0	1	0	0	1	0
Frank Howard, R (1, 7) OBP: 0.343, SLG: 0.531	K			K2-3		BB			6-3	3	0	0	0	1	2	0
Fred Valentine, S (1, 9) OBP: 0.335, SLG: 0.344		K		G3		K			F9	4	0	0	0	0	2	2
Dick Nen, L (1, 3) OBP: 0.326, SLG: 0.387		K			F5		6-3			3	0	0	0	0	1	0
Paul Casanova, R (1, 2) OBP: 0.276, SLG: 0.349		6-3			4-3		3-5			3	0	1	0	0	0	0
Bernie Allen, L (1, 4) OBP: 0.251, SLG: 0.268			1-3		1B		3-5			3	0	1	0	0	0	1
Ed Brinkman, R (1, 6) OBP: 0.234, SLG: 0.226			K		K			4-3		2	0	0	0	0	2	1
Bob Saverine, S (8, PH) (9, 5) OBP: 0.289, SLG: 0.295										1	0	0	0	0	0	0
Camilo Pascual, R (1, 1) OBP: 0.229, SLG: 0.159			BB			4-3		K		2	0	0	0	1	1	0
Inning Stats	R: 0 E: 0 K: 1 S: 5 H: 0 LOB: 0 BB: 0 P: 5	R: 0 E: 0 K: 2 S: 7 H: 0 LOB: 0 BB: 0 P: 7	R: 0 E: 0 K: 1 S: 5 H: 0 LOB: 1 BB: 1 P: 9	R: 0 E: 0 K: 1 S: 5 H: 0 LOB: 0 BB: 0 P: 5	R: 0 E: 0 K: 1 S: 6 H: 1 LOB: 1 BB: 0 P: 6	R: 0 E: 0 K: 1 S: 6 H: 1 LOB: 2 BB: 1 P: 10	R: 0 E: 0 K: 0 S: 3 H: 1 LOB: 0 BB: 0 P: 3	R: 0 E: 0 K: 2 S: 7 H: 0 LOB: 0 BB: 0 P: 7	R: 0 E: 0 K: 1 S: 5 H: 0 LOB: 0 BB: 0 P: 5	1B: 2 2B: 2 3B: 0 HR: 0 SF: 0 SAC: 0 DP: 1 HBP: 0							

PITCHER	IP	WLS	BF	H	R	ER	SO	BB	IBB	HBP	BLK	WP	HR	S	P	ERA	WHIP
Steve Hargan, R (1, 1) ERA: 2.35	9.0	W	31	3	0	0	10	2	0	0	0	0	0	49	57	0.00	0.556

PITCHER	IP	WLS	BF	H	R	ER	SO	BB	IBB	HBP	BLK	WP	HR	S	P	ERA	WHIP

BOTTOM

Cleveland Indians @ Washington Senators

D.C. Stadium, Washington, DC

Wed Aug 16 1967, 7:05 PM EDT

Att. 15,209 - Unknown

livebaseballscorecards.com

AB	29
R	0
H	3
RBI	0
BB	2
SO	10
LOB	5

PA: 31

WP: 0 PB: 0 SB: 0 CS: 0

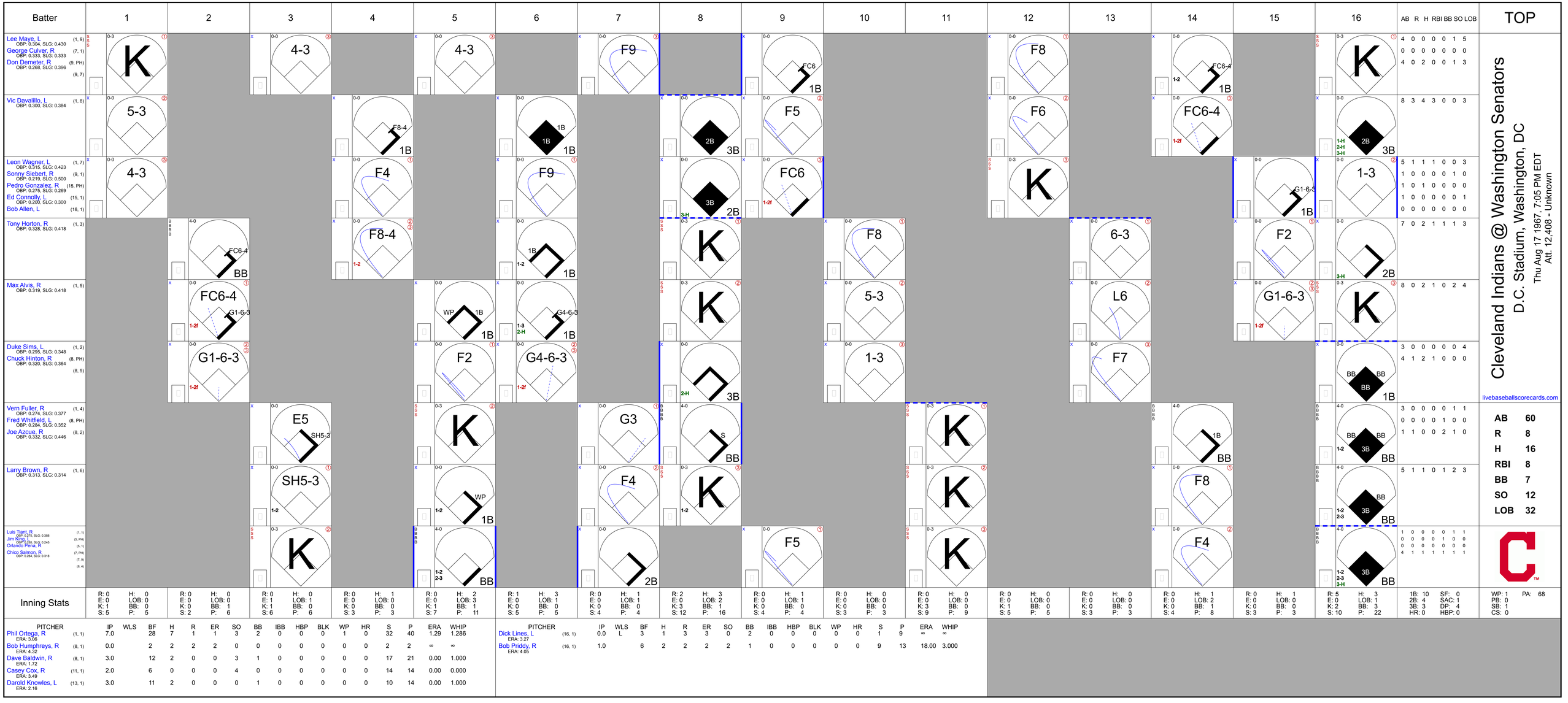
Batter
1
2
3
4
5
6
7
8
9
10
11
12
13
14
15
16
AB R H RBI BB SO LOB
TOP
Lee Maye, L (1, 9) OBP: 0.304, SLG: 0.430
George Culver, R (7, 1) OBP: 0.333, SLG: 0.333
Don Demeter, R (9, PH) OBP: 0.268, SLG: 0.396 (9, 7)
Vic Davalillo, L (1, 8) OBP: 0.300, SLG: 0.384
Leon Wagner, L (1, 7) OBP: 0.315, SLG: 0.423
Sonny Siebert, R (9, 1) OBP: 0.219, SLG: 0.500
Pedro Gonzalez, R (15, PH) OBP: 0.275, SLG: 0.269
Ed Connolly, L (15, 1) OBP: 0.200, SLG: 0.300
Bob Allen, L (16, 1)
Tony Horton, R (1, 3) OBP: 0.328, SLG: 0.418
Max Alvis, R (1, 5) OBP: 0.319, SLG: 0.418
Duke Sims, L (1, 2) OBP: 0.295, SLG: 0.348
Chuck Hinton, R (8, PH) OBP: 0.320, SLG: 0.364 (8, 9)
Vern Fuller, R (1, 4) OBP: 0.274, SLG: 0.377
Fred Whitfield, L (8, PH) OBP: 0.284, SLG: 0.352
Joe Azcue, R (8, 2) OBP: 0.332, SLG: 0.446
Larry Brown, R (1, 6) OBP: 0.313, SLG: 0.314
Luis Tiant, R (1, 1) OBP: 0.278, SLG: 0.368
Jim King, L (5, PH) OBP: 0.255, SLG: 0.245
Orlando Pena, R (5, 1)
Chico Salmon, R (7, PH) OBP: 0.284, SLG: 0.318 (7, 9) (8, 4)
Cleveland Indians @ Washington Senators
D.C. Stadium, Washington, DC
Thu Aug 17 1967, 7:05 PM EDT
Att. 12,408 - Unknown
livebaseballscorecards.com
AB 60
R 8
H 16
RBI 8
BB 7
SO 12
LOB 32
Inning Stats
PITCHER IP WLS BF H R ER SO BB IBB HBP BLK WP HR S P ERA WHIP
Phil Ortega, R (1, 1) ERA: 3.06 7.0 28 7 1 1 3 2 0 0 0 1 0 32 40 1.29 1.286
Bob Humphreys, R (8, 1) ERA: 4.32 0.0 2 2 2 2 0 0 0 0 0 0 0 2 2 ∞ ∞
Dave Baldwin, R (8, 1) ERA: 1.72 3.0 12 2 0 0 3 1 0 0 0 0 0 17 21 0.00 1.000
Casey Cox, R (11, 1) ERA: 3.49 2.0 6 0 0 0 4 0 0 0 0 0 0 14 14 0.00 0.000
Darold Knowles, L (13, 1) ERA: 2.16 3.0 11 2 0 0 0 1 0 0 0 0 0 10 14 0.00 1.000
PITCHER IP WLS BF H R ER SO BB IBB HBP BLK WP HR S P ERA WHIP
Dick Lines, L (16, 1) ERA: 3.27 0.0 L 3 1 2 2 2 1 0 0 0 0 0 0 1 9 ∞ ∞
Bob Priddy, R (16, 1) ERA: 4.05 1.0 6 2 2 2 2 1 0 0 0 0 0 0 9 13 18.00 3.000
1B: 10 SF: 0
2B: 4 SAC: 1
3B: 3 DP: 4
HR: 0 HBP: 0
WP: 1 PA: 68
PB: 0
SB: 1
CS: 0

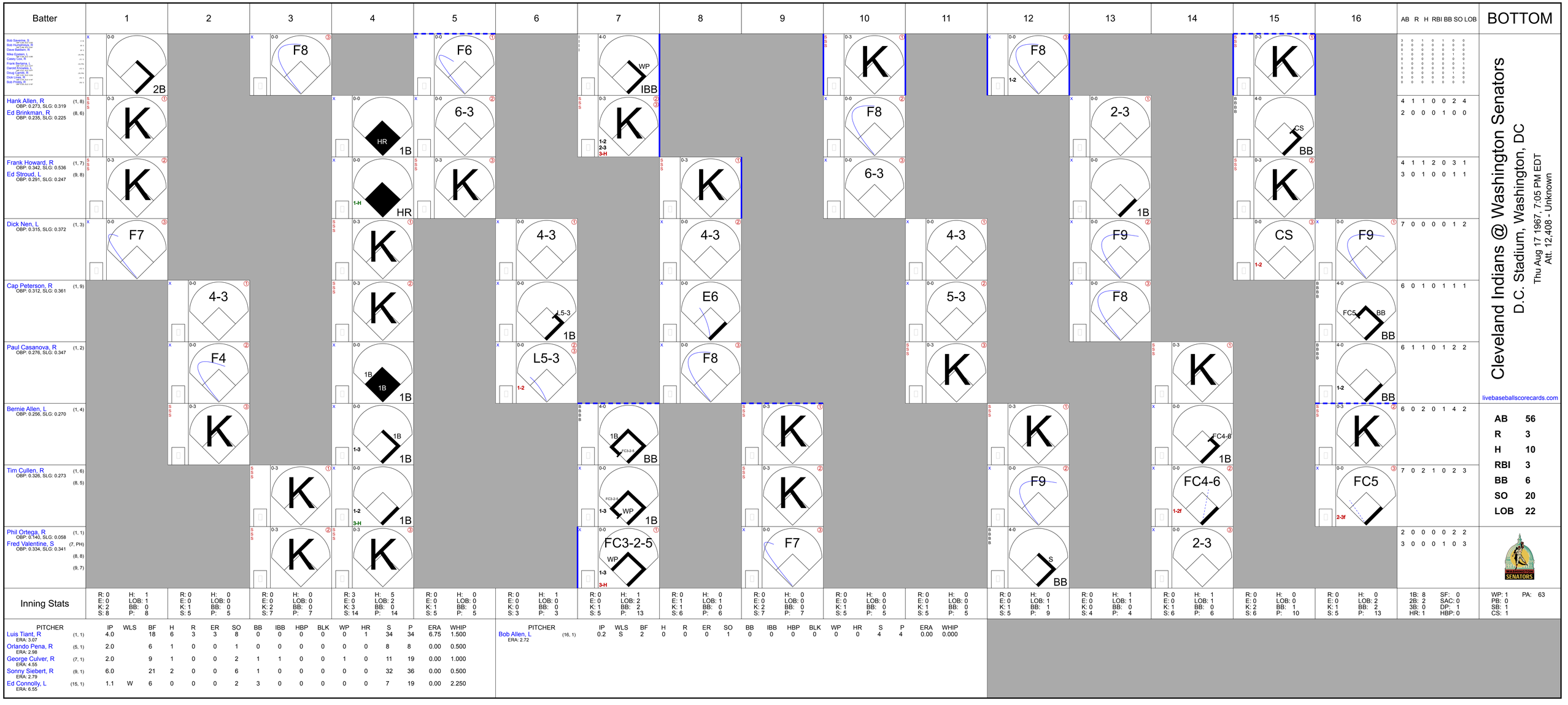
Batter
1
2
3
4
5
6
7
8
9
10
11
12
13
14
15
16
AB R H RBI BB SO LOB
BOTTOM
Bob Saverine, R
Bob Humphreys, R
Dave Ricketts, R
Mike Epstein, L
Casey Cox, R
Frank Bertaina, L
Darold Knowles, L
Doug Camilli, R
Dick Lines, R
Bob Priddy, R
Hank Allen, R (1, 8) OBP: 0.273, SLG: 0.319
Ed Brinkman, R (8, 6) OBP: 0.235, SLG: 0.225
Frank Howard, R (1, 7) OBP: 0.342, SLG: 0.536
Ed Stroud, L (9, 8) OBP: 0.291, SLG: 0.247
Dick Nen, L (1, 3) OBP: 0.315, SLG: 0.372
Cap Peterson, R (1, 9) OBP: 0.312, SLG: 0.361
Paul Casanova, R (1, 2) OBP: 0.276, SLG: 0.347
Bernie Allen, L (1, 4) OBP: 0.256, SLG: 0.270
Tim Cullen, R (1, 6) (8, 5) OBP: 0.326, SLG: 0.273
Phil Ortega, R (1, 1) OBP: 0.140, SLG: 0.058
Fred Valentine, S (7, PH) (8, 8) (9, 7) OBP: 0.334, SLG: 0.341
Cleveland Indians @ Washington Senators
D.C. Stadium, Washington, DC
Thu Aug 17 1967, 7:05 PM EDT
Att. 12,408 - Unknown
livebaseballscorecards.com
AB 56
R 3
H 10
RBI 3
BB 6
SO 20
LOB 22
Inning Stats
PITCHER IP WLS BF H R ER SO BB IBB HBP BLK WP HR S P ERA WHIP
Luis Tiant, R (1, 1) ERA: 3.07 4.0 18 6 3 3 8 0 0 0 0 0 1 34 34 6.75 1.500
Orlando Pena, R (5, 1) ERA: 2.98 2.0 6 1 0 0 1 0 0 0 0 0 0 8 8 0.00 0.500
George Culver, R (7, 1) ERA: 4.55 2.0 9 1 0 0 2 1 1 0 0 1 0 11 19 0.00 1.000
Sonny Siebert, R (9, 1) ERA: 2.79 6.0 21 2 0 0 6 1 0 0 0 0 0 32 36 0.00 0.500
Ed Connolly, L (15, 1) ERA: 6.55 1.1 W 6 0 0 0 2 3 0 0 0 0 0 7 19 0.00 2.250
PITCHER IP WLS BF H R ER SO BB IBB HBP BLK WP HR S P ERA WHIP
Bob Allen, L (16, 1) ERA: 2.72 0.2 S 2 0 0 0 1 0 0 0 0 0 0 0 4 4 0.00 0.000
1B: 8 SF: 0
2B: 2 SAC: 0
3B: 0 DP: 1
HR: 1 HBP: 0
WP: 1 PA: 63
PB: 0
SB: 1
CS: 1

Batter	1	2	3	4	5	6	7	8	9	AB	R	H	RBI	BB	SO	LOB
Bert Campaneris, R (1, 6) OBP: 0.304, SLG: 0.328	K		1B		BB		6-3		F4	4	1	1	0	1	1	0
Mike Hershberger, R (1, 9) OBP: 0.339, SLG: 0.336	F8		5-3		F6 1-2		4-3		FC4 BB	4	0	0	0	1	0	2
Danny Cater, R (1, 7) OBP: 0.312, SLG: 0.340 Jim Gosger, L (9, 7) OBP: 0.336, SLG: 0.358	1B			5-3	F9		K		FC4 1-2f	5 0	0 0	1 0	0 0	0 0	1 0	2 0
Ken Harrelson, R (1, 3) OBP: 0.332, SLG: 0.423	F8			HR	E 2-H			CS 1B	F8	5	2	3	2	0	0	2
Dick Green, R (1, 5) OBP: 0.282, SLG: 0.287		K		F8	E5 2-H			K 1-2		4	0	1	0	0	2	1
Joe Nossek, R (1, 8) OBP: 0.206, SLG: 0.248		6-3		1B	F8			S 1B	BB	3	1	1	0	1	0	1
John Donaldson, L (1, 4) OBP: 0.352, SLG: 0.333		K		6-3		4-3		1B 1-2	IBB	3	0	0	0	1	1	1
Phil Roof, R (1, 2) OBP: 0.284, SLG: 0.359			2-3		HR 3B	K		1-2 2-H 1B		4	1	2	1	0	1	0
Catfish Hunter, R (1, 1) OBP: 0.197, SLG: 0.333 Diego Segui, R (8, 1) Paul Lindblad, L (9, 1) OBP: 0.219, SLG: 0.344			K		HR 3-H	F9		G1		4 0 0	1 0 0	1 0 0	2 0 0	0 0 0	1 0 0	2 0 0
Inning Stats	R: 0 E: 0 K: 1 S: 6 H: 1 LOB: 1 BB: 0 P: 6	R: 0 E: 0 K: 2 S: 7 H: 0 LOB: 0 BB: 0 P: 7	R: 0 E: 0 K: 1 S: 6 H: 1 LOB: 1 BB: 0 P: 6	R: 1 E: 0 K: 0 S: 5 H: 2 LOB: 1 BB: 0 P: 5	R: 4 E: 1 K: 0 S: 7 H: 4 LOB: 1 BB: 1 P: 11	R: 0 E: 0 K: 1 S: 5 H: 0 LOB: 0 BB: 0 P: 5	R: 0 E: 0 K: 1 S: 5 H: 0 LOB: 0 BB: 0 P: 5	R: 1 E: 0 K: 1 S: 6 H: 2 LOB: 2 BB: 2 P: 14	R: 0 E: 0 K: 0 S: 3 H: 0 LOB: 1 BB: 1 P: 7	1B: 6 2B: 2 3B: 1 HR: 2 SF: 0 SAC: 0 DP: 1 HBP: 0						

PITCHER		IP	WLS	BF	H	R	ER	SO	BB	IBB	HBP	BLK	WP	HR	S	P	ERA	WHIP
Frank Bertaina, L ERA: 3.07	(1, 1)	4.1		20	6	4	4	4	1	0	0	0	0	2	27	31	8.31	1.615
Casey Cox, R ERA: 3.44	(5, 1)	0.2		4	2	1	0	0	0	0	0	0	0	0	4	4	0.00	3.000
Bob Priddy, R ERA: 4.01	(6, 1)	3.0		12	2	1	1	3	1	1	0	0	0	0	16	24	3.00	1.000
Bob Humphreys, R ERA: 4.27	(9, 1)	1.0	W	4	0	0	0	0	1	0	0	0	0	0	3	7	0.00	1.000

PITCHER	IP	WLS	BF	H	R	ER	SO	BB	IBB	HBP	BLK	WP	HR	S	P	ERA	WHIP

TOP

Kansas City Athletics @ Washington Senators
D.C. Stadium, Washington, DC

Fri Aug 18 1967, 7:05 PM EDT
Att. 9,488 - Unknown

livebaseballscorecards.com

AB	36
R	6
H	10
RBI	5
BB	4
SO	7
LOB	11

BOTTOM

Kansas City Athletics @ Washington Senators
D.C. Stadium, Washington, DC
Fri Aug 18 1967, 7:05 PM EDT
Att. 9,488 - Unknown

livebaseballscorecards.com

Batter	1	2	3	4	5	6	7	8	9	AB	R	H	RBI	BB	SO	LOB
Bob Saverine, S (1, 5) OBP: 0.298, SLG: 0.306	K		4-3		1B			E6 6-3 1-3 1B		4	0	2	0	0	1	0
Fred Valentine, S (1, 8) OBP: 0.333, SLG: 0.340	1B			F5	F8			6-3 1-2 3-H		4	0	1	1	0	0	2
Frank Howard, R (1, 7) OBP: 0.342, SLG: 0.533	K			FC4-6 1B		K		6-3		4	0	1	0	0	2	2
Dick Nen, L (1, 3) OBP: 0.309, SLG: 0.364	F9			FC4-6 1B 1-2f HR		3-1		F7		4	1	0	0	0	0	3
Cap Peterson, R (1, 9) OBP: 0.311, SLG: 0.360		K		HR 1-2 1B		F9			6-3	4	1	1	0	0	1	0
Paul Casanova, R (1, 2) OBP: 0.278, SLG: 0.354		6-3		HR 1-H 2-H			6-3		BB HR BB	3	2	1	3	1	0	0
Bernie Allen, L (1, 4) OBP: 0.253, SLG: 0.266 Ken McMullen, R (9, PH) OBP: 0.304, SLG: 0.402		F8		F4			F6		HR 1-2 BB	3 0	0 1	0 0	0 0	0 1	0 0	0 0
Tim Cullen, R (1, 6) OBP: 0.325, SLG: 0.283			K		F4		F7		HR 1-H 2-H	4	1	1	3	0	1	0
Frank Bertaina, L (1, 1) OBP: 0.074, SLG: 0.074 Casey Cox, R (5, 1) Hank Allen, R (5, PH) OBP: 0.271, SLG: 0.317 Bob Priddy, R (6, 1) OBP: 0.333, SLG: 0.167 Ed Stroud, L (8, PH) OBP: 0.295, SLG: 0.247 Bob Humphreys, R (9, 1) OBP: 0.286, SLG: 0.091			K		K			E 1B 6-3 BB		1 0 1 0 0 0	0 0 0 0 1 0	0 0 0 0 0 0	0 0 0 0 1 0	0 0 1 0 0 0	1 0 0 0 0 0	0 0 0 0 0 0
Inning Stats	R: 0 E: 0 K: 2 S: 8 H: 1 LOB: 1 BB: 0 P: 8	R: 0 E: 0 K: 1 S: 5 H: 0 LOB: 0 BB: 0 P: 5	R: 0 E: 0 K: 2 S: 7 H: 0 LOB: 0 BB: 0 P: 7	R: 3 E: 0 K: 0 S: 6 H: 3 LOB: 0 BB: 0 P: 6	R: 0 E: 0 K: 1 S: 6 H: 1 LOB: 1 BB: 0 P: 6	R: 0 E: 0 K: 1 S: 5 H: 0 LOB: 0 BB: 0 P: 5	R: 0 E: 0 K: 0 S: 3 H: 0 LOB: 0 BB: 0 P: 3	R: 1 E: 1 K: 0 S: 4 H: 1 LOB: 1 BB: 1 P: 8	R: 3 E: 0 K: 0 S: 2 H: 1 LOB: 0 BB: 2 P: 10	1B: 5 2B: 0 3B: 0 HR: 2	SF: 0 SAC: 0 DP: 0 HBP: 0	WP: 0 PB: 0 SB: 0 CS: 0	PA: 35			

PITCHER		IP	WLS	BF	H	R	ER	SO	BB	IBB	HBP	BLK	WP	HR	S	P	ERA	WHIP
Catfish Hunter, R ERA: 2.97	(1, 1)	7.0		27	5	4	3	7	1	0	0	0	0	1	40	44	3.86	0.857
Diego Segui, R ERA: 2.54	(8, 1)	1.1		6	1	1	1	0	1	0	0	0	0	0	5	9	6.75	1.500
Paul Lindblad, L ERA: 3.87	(9, 1)	0.0	L	2	1	2	2	0	1	0	0	0	0	1	1	5	∞	∞

PITCHER	IP	WLS	BF	H	R	ER	SO	BB	IBB	HBP	BLK	WP	HR	S	P	ERA	WHIP

Batter	1	2	3	4	5	6	7	8	9	AB	R	H	RBI	BB	SO	LOB
Bert Campaneris, R (1, 6) OBP: 0.305, SLG: 0.329	F7		1B		G3	1-2 2-H 3-H 1B		F7		5	0	2	2	0	0	0
John Donaldson, L (1, 4) OBP: 0.353, SLG: 0.344	4-3 BB 1B 1B		K 1-2		3B	4-3		6-3		5	1	2	0	0	1	3
Ray Webster, L (1, 7) OBP: 0.324, SLG: 0.402 Mike Hershberger, R (8, 7) OBP: 0.339, SLG: 0.336	1B 4-3 1-2 BB		F3		F6		4-3	F5		4 0	0 0	0 0	0 0	1 0	0 0	2 0
Ken Harrelson, R (1, 3) OBP: 0.330, SLG: 0.423	4-3 1-2 2-3		6-3			F8	1B E 2B		6-3	5	1	1	0	0	0	3
Jim Gosger, L (1, 9) OBP: 0.344, SLG: 0.359	2-3 3-H 1B			G5-4-3 BB		WP S 1B BB	E BB		4-3	2	1	1	1	3	0	0
Danny Cater, R (1, 5) OBP: 0.313, SLG: 0.339 Dick Green, R (9, 5) OBP: 0.282, SLG: 0.287	1-3			G5-4-3 1-2f		E 1B 1-3 FC5-2 BB	E3 1-3 2-H 1B		5-3	4 0	0 0	1 0	0 0	1 0	0 0	3 0
Phil Roof, R (1, 2) OBP: 0.287, SLG: 0.361		6-3	1B			FC5-2 E 1-2 1B 3-H 1B	K			4	1	2	1	0	1	2
Joe Nossek, R (1, 8) OBP: 0.207, SLG: 0.242		5-3		L6		E6 FC5-2 1-2 2-3 1B	IBB			3	1	0	0	1	0	3
Jim Nash, R (1, 1) OBP: 0.150, SLG: 0.107 Tim Talton, L (7, PH) OBP: 0.348, SLG: 0.366 Roberto Rodriguez, R (7, 1)		K			6-3	FC5-2 1B 1-2 2-3 3-Hf	K			3 1 0	0 0 0	0 0 0	0 0 0	0 0 0	1 1 0	3 3 0
Inning Stats	R: 1 E: 0 K: 0 S: 5 H: 2 LOB: 2 BB: 1 P: 9	R: 0 E: 0 K: 1 S: 5 H: 0 LOB: 0 BB: 0 P: 5	R: 0 E: 0 K: 1 S: 6 H: 1 LOB: 1 BB: 0 P: 6	R: 0 E: 0 K: 0 S: 3 H: 1 LOB: 1 BB: 1 P: 7	R: 0 E: 0 K: 0 S: 4 H: 1 LOB: 1 BB: 0 P: 4	R: 3 E: 1 K: 0 S: 6 H: 2 LOB: 2 BB: 2 P: 14	R: 1 E: 1 K: 2 S: 9 H: 2 LOB: 3 BB: 2 P: 17	R: 0 E: 0 K: 0 S: 3 H: 0 LOB: 0 BB: 0 P: 3	R: 0 E: 0 K: 0 S: 3 H: 0 LOB: 0 BB: 0 P: 3	1B: 7 2B: 1 3B: 1 HR: 0	SF: 0 SAC: 0 DP: 1 HBP: 0						

TOP

Kansas City Athletics @ Washington Senators
D.C. Stadium, Washington, DC
Sat Aug 19 1967, 3:33 AM EDT
Att. 5,568 - Unknown

livebaseballscorecards.com

AB	36
R	5
H	9
RBI	4
BB	6
SO	4
LOB	22

WP: 1 PB: 0 SB: 2 CS: 0 PA: 42

PITCHER		IP	WLS	BF	H	R	ER	SO	BB	IBB	HBP	BLK	WP	HR	S	P	ERA	WHIP
Dick Nold, R ERA: 3.38	(1, 1)	5.1	L	24	5	3	2	2	4	0	0	0	1	0	24	40	3.38	1.688
Casey Cox, R ERA: 3.42	(6, 1)	0.1		4	2	1	0	0	0	0	0	0	0	0	4	4	0.00	6.000
Dick Lines, L ERA: 3.26	(6, 1)	0.1		1	0	0	0	0	0	0	0	0	0	0	1	1	0.00	0.000
Bob Humphreys, R ERA: 4.27	(7, 1)	2.0		10	2	1	1	2	1	1	0	0	0	0	12	20	4.50	1.500
Darold Knowles, L ERA: 2.13	(9, 1)	1.0		3	0	0	0	0	0	0	0	0	0	0	3	3	0.00	0.000

PITCHER	IP	WLS	BF	H	R	ER	SO	BB	IBB	HBP	BLK	WP	HR	S	P	ERA	WHIP

BOTTOM

Kansas City Athletics @ Washington Senators
D.C. Stadium, Washington, DC
Sat Aug 19 1967, 3:33 AM EDT
Att. 5,568 - Unknown

livebaseballscorecards.com

Batter	1	2	3	4	5	6	7	8	9	AB	R	H	RBI	BB	SO	LOB
Bob Saverine, S (1, 5) OBP: 0.302, SLG: 0.316	G6-4-3 1B			F8		SF8 1-3 2B			F6	4	0	2	0	0	0	0
Bernie Allen, L (1, 4) OBP: 0.249, SLG: 0.263	F7			F9		SF8 2-3 3-H			F8	3	0	0	1	0	0	1
Frank Howard, R (1, 7) OBP: 0.339, SLG: 0.529	G6-4-3 1-2f			K		K				3	0	0	0	0	2	2
Dick Nen, L (1, 3) OBP: 0.304, SLG: 0.358		F7			F9		4-3			3	0	0	0	0	0	0
Cap Peterson, R (1, 9) OBP: 0.309, SLG: 0.356		5-3			K		6-3			3	0	0	0	0	1	0
Fred Valentine, S (1, 8) OBP: 0.333, SLG: 0.340		F7			FC6-4 1B		K			3	0	1	0	0	1	0
Paul Casanova, R (1, 2) OBP: 0.276, SLG: 0.351			F7		FC6-4 1-2f			F9		3	0	0	0	0	0	1
Tim Cullen, R (1, 6) OBP: 0.322, SLG: 0.280			6-3			4-3		6-3		3	0	0	0	0	0	0
Dick Nold, R (1, 1)			K			2B SF8 BB		F8		1	0	0	0	0	1	0
Casey Cox, R (6, 1)										0	0	0	0	0	0	0
Dick Lines, R (6, 1) OBP: 0.375, SLG: 0.167										0	0	0	0	0	0	0
Ed Stroud, L (6, PH) OBP: 0.298, SLG: 0.247										0	1	0	0	1	0	0
Bob Humphreys, R (7, 1) OBP: 0.286, SLG: 0.091										0	0	0	0	0	0	0
Mike Epstein, L (8, PH) OBP: 0.325, SLG: 0.363										1	0	0	0	0	0	0
Darold Knowles, L (9, 1) OBP: 0.077, SLG: 0.077										0	0	0	0	0	0	0
Inning Stats	R: 0 E: 0 K: 0 S: 3 H: 1 LOB: 0 BB: 0 P: 3	R: 0 E: 0 K: 0 S: 3 H: 0 LOB: 0 BB: 0 P: 3	R: 0 E: 0 K: 1 S: 5 H: 0 LOB: 0 BB: 0 P: 5	R: 0 E: 0 K: 1 S: 5 H: 0 LOB: 0 BB: 0 P: 5	R: 0 E: 0 K: 1 S: 6 H: 1 LOB: 1 BB: 0 P: 6	R: 1 E: 0 K: 1 S: 6 H: 1 LOB: 1 BB: 1 P: 10	R: 0 E: 0 K: 1 S: 5 H: 0 LOB: 0 BB: 0 P: 5	R: 0 E: 0 K: 0 S: 3 H: 0 LOB: 0 BB: 0 P: 3	R: 0 E: 0 K: 0 S: 2 H: 0 LOB: 0 BB: 0 P: 2	1B: 2 2B: 1 3B: 0 HR: 0 SF: 1 SAC: 0 DP: 1 HBP: 0	WP: 0 PB: 0 SB: 0 CS: 0 PA: 29					

	AB	27
	R	1
	H	3
	RBI	1
	BB	1
	SO	5
	LOB	4

PITCHER		IP	WLS	BF	H	R	ER	SO	BB	IBB	HBP	BLK	WP	HR	S	P	ERA	WHIP
Jim Nash, R ERA: 3.56	(1, 1)	6.0	W	21	3	1	1	4	1	0	0	0	0	0	28	32	1.50	0.667
Roberto Rodriguez, R ERA: 2.45	(7, 1)	2.2	S	8	0	0	0	1	0	0	0	0	0	0	10	10	0.00	0.000

PITCHER	IP	WLS	BF	H	R	ER	SO	BB	IBB	HBP	BLK	WP	HR	S	P	ERA	WHIP

Washington Senators @ Boston Red Sox

Fenway Park, Boston, MA

Mon Aug 21 1967, 7:05 PM EDT

Att. 26,018 - Unknown

livebaseballscorecards.com

TOP

Batter	1	2	3	4	5	6	7	8	9	AB	R	H	RBI	BB	SO	LOB
Bob Saverine, S (1, 4) OBP: 0.296, SLG: 0.309 Bernie Allen, L (7, 4) OBP: 0.248, SLG: 0.262	0-0 ① 5-3	0-0 ③ 1-3			0-0 ③ 4-3		0-0 ② 4-3		0-0 ② F8	4 1	0 0	0 0	0 0	0 0	0 0	0 0
Ken McMullen, R (1, 5) OBP: 0.305, SLG: 0.401	4-0 1B BB SF8 BB		0-3 ① K			0-0 PB 1B 1B	0-0 ③ F8		0-0 ③ F8	4	2	1	0	1	1	0
Frank Howard, R (1, 7) OBP: 0.341, SLG: 0.530 Ed Stroud, L (8, PR) OBP: 0.298, SLG: 0.247 (8, 8)	4-0 BB 1B 1-2 BB		0-3 ② K			0-0 ① F7		0-0 HR 2B		3 0	0 1	1 0	0 0	1 0	1 0	1 0
Fred Valentine, S (1, 8) OBP: 0.335, SLG: 0.342 (8, 7)	0-0 FC5 BB 1-2 2-3 1B		0-0 ③ F9			0-0 1B 1B 1-H 1B		0-0 ① F9		4	1	2	1	0	0	1
Cap Peterson, R (1, 9) OBP: 0.308, SLG: 0.356	0-0 ② SF8 3-H			0-0 ① 5-3		0-0 1B 1-2 1B		0-3 ② K		3	0	1	1	0	1	1
Mike Epstein, L (1, 3) OBP: 0.332, SLG: 0.382	4-0 1-2 2-3 BB			0-0 ② 4-3		0-0 ② E 1-3 2-H 1B		0-0 2-H HR		3	1	2	3	1	0	0
Paul Casanova, R (1, 2) OBP: 0.276, SLG: 0.350	0-0 ③ FC5 2-3f			0-0 ③ 5-3		0-0 E5 2-3		0-0 1B		4	0	1	0	0	0	4
Tim Cullen, R (1, 6) OBP: 0.318, SLG: 0.276		0-0 ① 5-3			0-0 ① F6	0-0 ③ F7		0-0 ③ F3		4	0	0	0	0	0	4
Camilo Pascual, R (1, 1) OBP: 0.216, SLG: 0.149 Dave Baldwin, R (7, 1) Dick Nen, L (9, PH) OBP: 0.303, SLG: 0.356 Darold Knowles, L (9, 1) OBP: 0.077, SLG: 0.077		0-0 ② 4-3			0-0 ② 4-3		0-0 ① F6		0-3 ① K	3 0 1 0	0 0 0 0	0 0 0 0	0 0 0 0	0 0 1 0	0 0 0 0	0 0 0 0
Inning Stats	R: 1 H: 1 E: 0 LOB: 3 K: 0 BB: 3 S: 4 P: 16	R: 0 H: 0 E: 0 LOB: 0 K: 0 BB: 0 S: 3 P: 3	R: 0 H: 0 E: 0 LOB: 0 K: 2 BB: 0 S: 7 P: 7	R: 0 H: 0 E: 0 LOB: 0 K: 0 BB: 0 S: 3 P: 3	R: 0 H: 0 E: 0 LOB: 0 K: 0 BB: 0 S: 3 P: 3	R: 2 H: 4 E: 1 LOB: 2 K: 0 BB: 0 S: 7 P: 7	R: 0 H: 0 E: 0 LOB: 0 K: 0 BB: 0 S: 3 P: 3	R: 2 H: 3 E: 0 LOB: 2 K: 1 BB: 0 S: 8 P: 8	R: 0 H: 0 E: 0 LOB: 0 K: 1 BB: 0 S: 5 P: 5	1B: 6 SF: 1 2B: 1 SAC: 0 3B: 0 DP: 0 HR: 1 HBP: 0						

	AB	34
	R	5
	H	8
	RBI	5
	BB	3
	SO	4
	LOB	11

WP: 0 PA: 38
PB: 1
SB: 0
CS: 0

PITCHER		IP	WLS	BF	H	R	ER	SO	BB	IBB	HBP	BLK	WP	HR	S	P	ERA	WHIP
Jim Lonborg, R ERA: 3.48	(1, 1)	7.0		30	6	4	4	2	3	0	0	0	0	0	31	43	5.14	1.286
John Wyatt, R ERA: 2.65	(8, 1)	2.0	W	8	2	1	1	2	0	0	0	0	0	1	12	12	4.50	1.000

PITCHER	IP	WLS	BF	H	R	ER	SO	BB	IBB	HBP	BLK	WP	HR	S	P	ERA	WHIP

Batter	1	2	3	4	5	6	7	8	9	AB	R	H	RBI	BB	SO	LOB
Jose Tartabull, L (1, 9) OBP: 0.302, SLG: 0.243	F2		F9		4-3 5-3 1B		SH FC5-6 1-2	F4		4	0	1	0	0	0	1
Jerry Adair, R (1, 5) OBP: 0.295, SLG: 0.331	F6		6-3		5-3 1-2		FC5-6 1B 1-2f 2-3 SF7		4-1 1B 2B	5	2	1	0	0	0	3
Carl Yastrzemski, L (1, 7) OBP: 0.408, SLG: 0.604	4-1		BBB 2B BB		4-3 2-3		1-3 3B 3-H 1B		4-1 2-3	4	1	1	1	1	0	2
George Scott, R (1, 3) OBP: 0.370, SLG: 0.485		BBB 1B 1B BB	1-3 2B		4-3		SF7 3-H		1B IBB IBB	2	1	1	1	2	0	1
Reggie Smith, S (1, 8) OBP: 0.325, SLG: 0.403		1B 1-3 FC6 1B	IBB			SSS K	1-H 3B		1-2 1B IBB	3	1	2	1	2	1	0
Elston Howard, R (1, 2) OBP: 0.242, SLG: 0.262		SSS K	F8			5-3	SSS K		1-2 2-3 3-H 1B	5	0	1	1	0	2	6
Rico Petrocelli, R (1, 6) OBP: 0.335, SLG: 0.432		FC6 1-3 3-H 1B	5-3			2B		1-3		4	0	2	1	0	0	0
Mike Andrews, R (1, 4) OBP: 0.340, SLG: 0.346		FC6 1-2f 3-H	F8			5-3		4-3		4	0	0	1	0	0	2
Jim Lonborg, R (1, 1) OBP: 0.133, SLG: 0.110 John Wyatt, R (8, 1)		5-3	F3				FC5-6 SH 1B 1B	BBB BB		3 0	1 0	1 0	0 0	0 1	0 0	1 0
Inning Stats	R: 0 H: 0 E: 0 LOB: 0 K: 0 BB: 0 S: 3 P: 3	R: 2 H: 2 E: 0 LOB: 1 K: 1 BB: 1 S: 7 P: 11	R: 0 H: 1 E: 0 LOB: 3 K: 0 BB: 2 S: 4 P: 12	R: 0 H: 0 E: 0 LOB: 0 K: 0 BB: 0 S: 3 P: 3	R: 0 H: 1 E: 0 LOB: 1 K: 0 BB: 0 S: 4 P: 4	R: 0 H: 1 E: 0 LOB: 1 K: 1 BB: 0 S: 6 P: 6	R: 3 H: 3 E: 1 LOB: 1 K: 1 BB: 0 S: 9 P: 9	R: 0 H: 0 E: 0 LOB: 1 K: 0 BB: 1 S: 3 P: 7	R: 1 H: 2 E: 0 LOB: 3 K: 0 BB: 2 S: 3 P: 11	1B: 6 SF: 1 2B: 3 SAC: 1 3B: 1 DP: 0 HR: 0 HBP: 0						

PITCHER		IP	WLS	BF	H	R	ER	SO	BB	IBB	HBP	BLK	WP	HR	S	P	ERA	WHIP
Camilo Pascual, R ERA: 3.37	(1, 1)	6.1		30	7	5	3	2	2	1	0	0	0	0	31	43	4.26	1.421
Dave Baldwin, R ERA: 1.67	(7, 1)	1.2		7	1	0	0	1	1	0	0	0	0	0	8	12	0.00	1.200
Darold Knowles, L ERA: 2.22	(9, 1)	0.1	L	5	2	1	1	0	0	2	0	0	0	0	3	11	27.00	6.000

PITCHER	IP	WLS	BF	H	R	ER	SO	BB	IBB	HBP	BLK	WP	HR	S	P	ERA	WHIP

BOTTOM

Washington Senators @ Boston Red Sox

Fenway Park, Boston, MA

Mon Aug 21 1967, 7:05 PM EDT

Att. 26,018 - Unknown

livebaseballscorecards.com

AB	34
R	6
H	10
RBI	6
BB	6
SO	3
LOB	16

Batter	1	2	3	4	5	6	7	8	9	AB	R	H	RBI	BB	SO	LOB
Bob Saverine, S (1, 4) OBP: 0.300, SLG: 0.310	B B B B 4-0 F9 BB		S S S 0-3 ② K			x 0-0 1B		x 0-0 ② F7		3	0	1	0	1	1	2
Ken McMullen, R (1, 5) OBP: 0.305, SLG: 0.402	x 0-0 ① ② F9 1-2		x 0-0 ③ 5-3			x 0-0 ② F8		x 0-0 2-H 2B		4	0	1	1	0	0	3
Frank Howard, R (1, 7) OBP: 0.338, SLG: 0.525 Dick Lines, R (8, 1) OBP: 0.375, SLG: 0.167	x 0-0 ③ 4-3			S S S 0-3 ① K		S S S 0-3 ③ K		S S S 0-3 ③ K		4 0	0 0	0 0	0 0	0 0	3 0	2 0
Fred Valentine, S (1, 8) OBP: 0.337, SLG: 0.340		B B B B 4-0 FC4-6 BB		S S S 0-3 ② K			x 0-0 ① 1-3		B B B B 4-0 BB 1B 4-2-3 BB	2	0	0	0	2	1	0
Cap Peterson, R (1, 9) OBP: 0.307, SLG: 0.355		x 0-0 ① FC4-6 G3 1-2f		x 0-0 ③ 6-3			x 0-0 ② 5-3		x 0-0 4-2-3 BB 1-2 1B	4	0	1	0	0	0	1
Mike Epstein, L (1, 3) OBP: 0.339, SLG: 0.386		x 0-0 ② G3 1-2			x 0-0 G6-4-3 1B		x 0-0 1B		B B B B 4-0 4-2-3 1-2 2-3 BB	3	0	2	0	1	0	1
Paul Casanova, R (1, 2) OBP: 0.273, SLG: 0.347		x 0-0 ③ 4-3			x 0-0 ① ② G6-4-3 1-2f		x 0-0 ③ F4		x 0-0 ① ② 4-2-3 1-2 2-3 3-Hf	4	0	0	0	0	0	6
Tim Cullen, R (1, 6) OBP: 0.320, SLG: 0.279			x 0-0 SH2-4 1B		x 0-0 ③ F7			x 0-0 G3 2B 1B	x 0-0 ③ F3	4	1	2	0	0	0	2
Phil Ortega, R (1, 1) OBP: 0.138, SLG: 0.057 Dick Nen, L (8, PH) OBP: 0.301, SLG: 0.354 (8, 7)			x 0-0 ① SH2-4 1-2			S S S 0-3 ① K		x 0-0 ① G3 1-2		1 1	0 0	0 0	0 0	1 0	0 1	0 1
Inning Stats	R: 0 E: 0 K: 0 S: 2 H: 0 LOB: 0 BB: 1 P: 6	R: 0 E: 0 K: 0 S: 3 H: 0 LOB: 1 BB: 1 P: 7	R: 0 E: 0 K: 1 S: 6 H: 1 LOB: 1 BB: 0 P: 6	R: 0 E: 0 K: 2 S: 7 H: 0 LOB: 0 BB: 0 P: 7	R: 0 E: 0 K: 0 S: 3 H: 1 LOB: 0 BB: 0 P: 3	R: 0 E: 0 K: 2 S: 8 H: 1 LOB: 1 BB: 0 P: 8	R: 0 E: 0 K: 0 S: 4 H: 1 LOB: 1 BB: 0 P: 4	R: 1 E: 0 K: 1 S: 7 H: 2 LOB: 1 BB: 0 P: 7	R: 0 E: 0 K: 0 S: 3 H: 1 LOB: 2 BB: 2 P: 11	1B: 6 2B: 2 3B: 0 HR: 0 SF: 0 SAC: 1 DP: 2 HBP: 0						

PITCHER	IP	WLS	BF	H	R	ER	SO	BB	IBB	HBP	BLK	WP	HR	S	P	ERA	WHIP
Jerry Stephenson, R (1, 1) ERA: 0.87	7.2	W	29	6	1	1	5	2	0	0	0	0	0	37	45	1.17	1.043
John Wyatt, R (8, 1) ERA: 2.6	1.1	S	6	1	0	0	1	2	0	0	0	0	0	6	14	0.00	2.250

PITCHER	IP	WLS	BF	H	R	ER	SO	BB	IBB	HBP	BLK	WP	HR	S	P	ERA	WHIP

TOP

Washington Senators @ Boston Red Sox

Fenway Park, Boston, MA

Tue Aug 22 1967, 7:05 PM EDT

Unknown

livebaseballscorecards.com

AB	30
R	1
H	7
RBI	1
BB	4
SO	6
LOB	18

Batter	1	2	3	4	5	6	7	8	9	AB	R	H	RBI	BB	SO	LOB
Jose Tartabull, L (1, 9) OBP: 0.308, SLG: 0.250	F6		1-3 1B			SH1 1B		F7		3	0	2	0	0	0	0
Joe Foy, R (8, PH) (9, 5) OBP: 0.330, SLG: 0.445										1	0	0	0	0	0	0
Jerry Adair, R (1, 5) (9, 4) OBP: 0.292, SLG: 0.327	6-3		F8			SH1 1-2		6-3		3	0	0	0	0	0	2
Carl Yastrzemski, L (1, 7) OBP: 0.405, SLG: 0.598	G3			4-3		4-3		K		4	0	0	0	0	1	1
George Scott, R (1, 3) OBP: 0.370, SLG: 0.489		F8		7-5-6 3B			1-3			3	0	1	0	0	0	0
Norm Siebern, L (8, 3) OBP: 0.305, SLG: 0.227										0	0	0	0	0	0	0
Reggie Smith, S (1, 8) OBP: 0.325, SLG: 0.405		K		7-5-6 3-Hf			3B 2B			3	1	1	0	0	1	1
Elston Howard, R (1, 2) OBP: 0.239, SLG: 0.258		K			6-3		5-3			3	0	0	0	0	1	1
Rico Petrocelli, R (1, 6) OBP: 0.335, SLG: 0.430			F8		F7		3B IBB			2	1	0	0	1	0	0
Mike Andrews, R (1, 4) OBP: 0.338, SLG: 0.344			F4		F8					2	0	0	0	0	0	0
Dalton Jones, L (7, PH) (8, 4) OBP: 0.316, SLG: 0.377										1	0	1	2	0	0	0
George Thomas, R (9, 9) OBP: 0.279, SLG: 0.297							1-H 2-H 3B			0	0	0	0	0	0	0
Jerry Stephenson, L (1, 1) OBP: 0.333, SLG: 0.333			1B 1B			K	K			3	0	1	0	0	2	1
John Wyatt, R (8, 1)										0	0	0	0	0	0	0
Inning Stats	R: 0 E: 0 K: 0 S: 3 H: 0 LOB: 0 BB: 0 P: 3	R: 0 E: 0 K: 2 S: 7 H: 0 LOB: 0 BB: 0 P: 7	R: 0 E: 0 K: 0 S: 5 H: 2 LOB: 2 BB: 0 P: 5	R: 0 E: 0 K: 0 S: 3 H: 1 LOB: 0 BB: 0 P: 3	R: 0 E: 0 K: 0 S: 3 H: 0 LOB: 0 BB: 0 P: 3	R: 0 E: 0 K: 1 S: 6 H: 1 LOB: 1 BB: 0 P: 6	R: 2 E: 0 K: 1 S: 7 H: 2 LOB: 1 BB: 1 P: 11	R: 0 E: 0 K: 1 S: 5 H: 0 LOB: 0 BB: 0 P: 5		1B: 3 2B: 2 3B: 2 HR: 0 SF: 0 SAC: 1 DP: 1 HBP: 0				WP: 0 PB: 0 SB: 0 CS: 0 PA: 30		

PITCHER		IP	WLS	BF	H	R	ER	SO	BB	IBB	HBP	BLK	WP	HR	S	P	ERA	WHIP
Phil Ortega, R ERA: 3.04	(1, 1)	7.0	L	27	6	2	2	4	0	1	0	0	0	0	34	38	2.57	0.857
Dick Lines, L ERA: 3.21	(8, 1)	1.0		3	0	0	0	1	0	0	0	0	0	0	5	5	0.00	0.000

PITCHER	IP	WLS	BF	H	R	ER	SO	BB	IBB	HBP	BLK	WP	HR	S	P	ERA	WHIP

BOTTOM

Washington Senators @ Boston Red Sox

Fenway Park, Boston, MA

Tue Aug 22 1967, 7:05 PM EDT

Unknown

livebaseballscorecards.com

AB	28
R	2
H	6
RBI	2
BB	1
SO	5
LOB	6

Washington Senators @ Boston Red Sox

Fenway Park, Boston, MA

Tue Aug 22 1967, 7:05 PM EDT

Att. 30,994 - Unknown

TOP

livebaseballscorecards.com

Batter	1	2	3	4	5	6	7	8	9	AB	R	H	RBI	BB	SO	LOB
Bob Saverine, S (1, 4) OBP: 0.299, SLG: 0.309	0-0 2B 1B 1B	0-0 F8 ③			0-0 L6 ③			0-0 4-3 ②		4	1	1	0	0	0	0
Ed Stroud, L (1, 8) OBP: 0.297, SLG: 0.253	0-0 1-3 1B 2B		0-0 F2 ①			0-0 E5 G4-6-3		0-0 F7 ③		4	1	1	0	0	0	0
Ken McMullen, R (1, 5) OBP: 0.305, SLG: 0.399	B B B 4-0 1B BB		0-0 F7 ②			0-0 G4-6-3 ① ② 1-2f			0-0 1-3 ①	3	0	0	0	1	0	1
Fred Valentine, S (1, 9) OBP: 0.333, SLG: 0.336	S S S 0-3 K ①		0-0 L1 ③			0-0 F8 ③			0-0 F3 ②	4	0	0	0	0	1	3
Mike Epstein, L (1, 3) OBP: 0.337, SLG: 0.384	S S S 0-3 K ②			0-0 F8 ①			0-0 2B 1B		0-0 4-3 ③	4	1	1	0	0	1	3
Cap Peterson, R (1, 7) OBP: 0.310, SLG: 0.361	0-0 1-3 2-H 3-H 1B			S S S 0-3 K ②			0-0 4-3 1-H CS 2B			3	0	2	3	0	1	0
Tim Cullen, R (1, 6) OBP: 0.318, SLG: 0.276	0-0 F4 ③			0-0 F7 ③			0-0 4-3 ① 2-3			3	0	0	0	0	0	3
Doug Camilli, R (1, 2) OBP: 0.211, SLG: 0.224		0-0 F3 ①			S S S 0-3 K ①		0-0 F9 ② ③ 3-H			3	0	0	0	0	1	1
Barry Moore, L (1, 1) OBP: 0.167, SLG: 0.182 Bob Humphreys, R (3, 1) OBP: 0.267, SLG: 0.083 Casey Cox, R (6, 1) Dick Lines, R (7, 1) OBP: 0.375, SLG: 0.167 Hank Allen, R (7, 7) OBP: 0.270, SLG: 0.316 Dave Baldwin, R (7, 1)		S S S 0-3 K ②			0-0 F3 ②			0-0 6-3 ①		1 1 0 0 1 0	0 0 0 0 0 0	0 0 0 0 0 0	0 0 0 0 0 0	1 0 0 0 0 0	0 0 0 0 0 0	0 0 0 0 0 0
Inning Stats	R: 2 E: 0 K: 2 S: 10 H: 3 LOB: 2 BB: 1 P: 14	R: 0 E: 0 K: 1 S: 5 H: 0 LOB: 0 BB: 0 P: 5	R: 0 E: 0 K: 0 S: 3 H: 0 LOB: 0 BB: 0 P: 3	R: 0 E: 0 K: 1 S: 5 H: 0 LOB: 0 BB: 0 P: 5	R: 0 E: 0 K: 1 S: 5 H: 0 LOB: 0 BB: 0 P: 5	R: 0 E: 1 K: 0 S: 3 H: 0 LOB: 0 BB: 0 P: 3	R: 1 E: 0 K: 0 S: 4 H: 2 LOB: 0 BB: 0 P: 4	R: 0 E: 0 K: 0 S: 3 H: 0 LOB: 0 BB: 0 P: 3	R: 0 E: 0 K: 0 S: 3 H: 0 LOB: 0 BB: 0 P: 3	1B: 3 2B: 2 3B: 0 HR: 0 SF: 0 SAC: 0 DP: 1 HBP: 0							

AB	31
R	3
H	5
RBI	3
BB	1
SO	5
LOB	11

WP: 0 PB: 0 SB: 0 CS: 1 PA: 32

PITCHER		IP	WLS	BF	H	R	ER	SO	BB	IBB	HBP	BLK	WP	HR	S	P	ERA	WHIP
Gary Bell, R ERA: 3.47	(1, 1)	7.0	W	26	5	3	3	5	1	0	0	0	0	0	35	39	3.86	0.857
Darrell Brandon, R ERA: 4.18	(8, 1)	2.0	S	6	0	0	0	0	0	0	0	0	0	0	6	6	0.00	0.000

PITCHER	IP	WLS	BF	H	R	ER	SO	BB	IBB	HBP	BLK	WP	HR	S	P	ERA	WHIP

Batter	1	2	3	4	5	6	7	8	9	AB	R	H	RBI	BB	SO	LOB
George Thomas, R (1, 9) OBP: 0.268, SLG: 0.284	S S S 0-3 ① K		x 0-0 ① F9		x 0-0 ② FC3-6 2B 1-2f		x 0-0 ① SH3-4 1-2			3	0	0	0	0	1	1
Joe Foy, R (1, 5) OBP: 0.332, SLG: 0.448	x 0-0 ② 6-3		S S S 0-3 ② K		x 0-0 1-3 2B		x 0-0 E 1B 1B			4	1	2	0	0	1	0
Carl Yastrzemski, L (1, 7) OBP: 0.405, SLG: 0.600	x 0-0 BB 1B		x 0-0 2B		x 0-0 ③ F7		x 0-0 E3 1B SF4 1-2 2-3			4	1	2	0	0	0	4
George Scott, R (1, 3) OBP: 0.371, SLG: 0.488	B B B B 4-0 1-2 BB		x 0-0 ③ F8			x 0-0 ① 6-3	x 0-0 1-3 2-H 3-H 1B			3	0	1	2	1	0	1
Reggie Smith, S (1, 8) OBP: 0.325, SLG: 0.412	S S S 0-3 ③ K			x 0-0 ① F2		x 0-0 HR	x 0-0 ② SF4 3-H			3	1	1	2	0	1	2
Jerry Adair, R (1, 4) OBP: 0.295, SLG: 0.333		x 0-0 FC4 1B		x 0-0 ② 5-3		x 0-0 WP 1B 2B	x 0-0 ③ F6			4	1	2	0	0	0	1
Rico Petrocelli, R (1, 6) OBP: 0.334, SLG: 0.428		x 0-0 ① FC4 1-2f		x 0-0 ③ F2		x 0-0 G6-4-3 2-H 1B		x 0-0 ① F9		4	0	1	1	0	0	1
Mike Ryan, R (1, 2) OBP: 0.295, SLG: 0.266		x 0-0 ② F9			x 0-0 ① F6	x 0-0 ② ③ G6-4-3 1-2f		x 0-0 ② 6-3		4	0	0	0	0	0	2
Gary Bell, R (1, 1) OBP: 0.148, SLG: 0.185 Jose Tartabull, L (7, PH) OBP: 0.311, SLG: 0.254 Darrell Brandon, R (8, 1) OBP: 0.237, SLG: 0.297		S S S 0-3 ③ K			x 0-0 FC3-6 1B		x 0-0 E SH3-4 1B 1B	S S S 0-3 ③ K2-3		2 1 1	0 1 0	1 1 0	0 1 0	0 0 0	1 0 1	1 0 0
Inning Stats	R: 0 H: 1 E: 0 LOB: 2 K: 2 BB: 1 S: 8 P: 12	R: 0 H: 1 E: 0 LOB: 1 K: 1 BB: 0 S: 6 P: 6	R: 0 H: 1 E: 0 LOB: 1 K: 1 BB: 0 S: 6 P: 6	R: 0 H: 0 E: 0 LOB: 0 K: 0 BB: 0 S: 3 P: 3	R: 0 H: 2 E: 0 LOB: 2 K: 0 BB: 0 S: 5 P: 5	R: 2 H: 3 E: 0 LOB: 0 K: 0 BB: 0 S: 5 P: 5	R: 3 H: 3 E: 1 LOB: 1 K: 0 BB: 0 S: 7 P: 7	R: 0 H: 0 E: 0 LOB: 0 K: 1 BB: 0 S: 5 P: 5		1B: 7 SF: 1 2B: 3 SAC: 1 3B: 0 DP: 1 HR: 1 HBP: 0						

PITCHER		IP	WLS	BF	H	R	ER	SO	BB	IBB	HBP	BLK	WP	HR	S	P	ERA	WHIP
Barry Moore, L ERA: 3.85	(1, 1)	2.1		10	2	0	0	3	1	0	0	0	0	0	15	19	0.00	1.286
Bob Humphreys, R ERA: 4.33	(3, 1)	3.0		15	6	2	2	1	0	0	0	0	1	1	17	17	6.00	2.000
Casey Cox, R ERA: 3.53	(6, 1)	1.0	L	4	2	2	1	0	0	0	0	0	0	0	4	4	9.00	2.000
Dick Lines, L ERA: 3.21	(7, 1)	0.0		1	0	0	0	0	0	0	0	0	0	0	1	1	∞	∞
Dave Baldwin, R ERA: 1.62	(7, 1)	1.2		6	1	1	0	1	0	0	0	0	0	0	8	8	0.00	0.600

PITCHER	IP	WLS	BF	H	R	ER	SO	BB	IBB	HBP	BLK	WP	HR	S	P	ERA	WHIP

BOTTOM

Washington Senators @ Boston Red Sox

Fenway Park, Boston, MA

Tue Aug 22 1967, 7:05 PM EDT

Att. 30,994 - Unknown

livebaseballscorecards.com

AB	33
R	5
H	11
RBI	5
BB	1
SO	5
LOB	13

WP: 1	PA: 36		
PB: 0			
SB: 0			
CS: 0			

Batter	1	2	3	4	5	6	7	8	9	AB	R	H	RBI	BB	SO	LOB
Bob Saverine, S (1, 4) (8, 7) OBP: 0.293, SLG: 0.302	E4 S		6-3		4-3 2-3			1-3		4	0	0	0	0	0	1
Dick Nen, L (9, 3) OBP: 0.301, SLG: 0.354										0	0	0	0	0	0	0
Ed Stroud, L (1, 8) OBP: 0.303, SLG: 0.277	F8		1B		HR 3-H			K		3	1	2	2	0	0	1
Frank Howard, R (8, PH) OBP: 0.337, SLG: 0.523										1	0	0	0	0	1	0
Ed Brinkman, R (8, 6) OBP: 0.235, SLG: 0.225										0	0	0	0	0	0	0
Ken McMullen, R (1, 5) OBP: 0.302, SLG: 0.395	K		5-3		6-3			K		4	0	0	0	0	2	2
Mike Epstein, L (1, 3) OBP: 0.333, SLG: 0.379	K 1-2			K	K	K			6-3 SF9 2B	3	0	0	0	0	3	1
Hank Allen, R (9, PH) (9, 7) OBP: 0.274, SLG: 0.325										1	1	1	0	0	0	0
Cap Peterson, R (1, 7) (8, 9) OBP: 0.310, SLG: 0.357		BB FC5-4		5-3		6-3			6-3 2-3	3	0	0	0	1	0	1
Fred Valentine, S (1, 9) (8, 8) OBP: 0.333, SLG: 0.333		K		E3 FC5-4		K			HBP PO	3	0	0	0	0	2	1
Paul Casanova, R (1, 2) OBP: 0.271, SLG: 0.345		FC5-4 1-2f		FC5-4 1-2f			F8		SF9 3-H	3	0	0	1	0	0	2
Tim Cullen, R (1, 6) (8, 4) OBP: 0.318, SLG: 0.275		F9			BB 4-3 SH3-4 HR		G3		PO 1-2	2	1	0	0	1	0	1
Bob Priddy, R (1, 1) OBP: 0.294, SLG: 0.143			K		SH3-4 1-2		4-3			2	0	0	0	0	1	0
Inning Stats	R: 0 E: 1 K: 2 S: 8 H: 0 LOB: 1 BB: 0 P: 8	R: 0 E: 0 K: 1 S: 5 H: 0 LOB: 1 BB: 1 P: 9	R: 0 E: 0 K: 1 S: 6 H: 1 LOB: 1 BB: 0 P: 6	R: 0 E: 1 K: 1 S: 6 H: 0 LOB: 1 BB: 0 P: 6	R: 2 E: 0 K: 0 S: 4 H: 1 LOB: 0 BB: 1 P: 8	R: 0 E: 0 K: 2 S: 7 H: 0 LOB: 0 BB: 0 P: 7	R: 0 E: 0 K: 0 S: 3 H: 0 LOB: 0 BB: 0 P: 3	R: 0 E: 0 K: 2 S: 7 H: 0 LOB: 0 BB: 0 P: 7	R: 1 E: 0 K: 0 S: 3 H: 1 LOB: 0 BB: 0 P: 4	1B: 1 2B: 1 3B: 0 HR: 1	SF: 1 SAC: 1 DP: 0 HBP: 1						

TOP

Washington Senators @ Boston Red Sox

Fenway Park, Boston, MA

Wed Aug 23 1967, 7:05 PM EDT

Att. 33,680 - Unknown

livebaseballscorecards.com

AB	29
R	3
H	3
RBI	3
BB	2
SO	9
LOB	10

WP: 0 PB: 0 SB: 1 CS: 0 PA: 35

PITCHER		IP	WLS	BF	H	R	ER	SO	BB	IBB	HBP	BLK	WP	HR	S	P	ERA	WHIP
Jose Santiago, R ERA: 4.2	(1, 1)	7.0		27	2	2	2	7	2	0	0	0	0	1	39	47	2.57	0.571
Sparky Lyle, L ERA: 2.22	(8, 1)	2.0	L	7	1	1	1	2	0	0	1	0	0	0	10	11	4.50	0.500

PITCHER	IP	WLS	BF	H	R	ER	SO	BB	IBB	HBP	BLK	WP	HR	S	P	ERA	WHIP

Batter	1	2	3	4	5	6	7	8	9	AB	R	H	RBI	BB	SO	LOB
Jose Tartabull, L (1, 9) OBP: 0.305, SLG: 0.249	L3		F6		K		F7			4	0	0	0	0	1	1
Sparky Lyle, L (8, 1) OBP: 0.400, SLG: 0.600										0	0	0	0	0	0	0
Jerry Adair, R (1, 5) OBP: 0.297, SLG: 0.333	BB		F8		F9			WP, 1-3, 1B		3	0	1	0	1	0	0
Carl Yastrzemski, L (1, 7) OBP: 0.404, SLG: 0.603	F7			HR		4-3		1-3 1-2		4	1	1	1	0	0	2
George Scott, R (1, 3) OBP: 0.368, SLG: 0.483	5-3			K		K		K		4	0	0	0	0	3	2
Reggie Smith, S (1, 8) OBP: 0.326, SLG: 0.413		G3		6-3 2B		F7		WP IBB		3	0	1	0	1	0	0
Elston Howard, R (1, 2) OBP: 0.236, SLG: 0.254		6-3		6-3 2-3			E3 6-3 1B	4-3 1-2 2-3		4	1	0	0	0	0	3
Rico Petrocelli, R (1, 6) OBP: 0.336, SLG: 0.427		1B		BB			F7	K		3	0	1	0	1	1	1
Mike Andrews, R (1, 4) OBP: 0.336, SLG: 0.342		6-3		5-3			6-3 2-3	F8		2	0	0	0	0	0	3
Dalton Jones, L (7, PH) OBP: 0.311, SLG: 0.370 (8, 4)										2	0	0	0	0	0	1
Jose Santiago, R (1, 1) OBP: 0.240, SLG: 0.435			F5		6-3		1B 3-H	K		2	0	0	0	0	0	0
Norm Siebern, L (7, PH) OBP: 0.311, SLG: 0.236										1	0	1	1	0	0	0
Jim Landis, R (7, PR) OBP: 0.330, SLG: 0.354 (8, 9)										1	0	0	0	0	1	0
Inning Stats	R: 0 E: 0 K: 0 S: 3 H: 0 LOB: 1 BB: 1 P: 7	R: 0 E: 0 K: 0 S: 4 H: 1 LOB: 1 BB: 0 P: 4	R: 0 E: 0 K: 0 S: 3 H: 0 LOB: 0 BB: 0 P: 3	R: 1 E: 0 K: 1 S: 7 H: 2 LOB: 2 BB: 1 P: 11	R: 0 E: 0 K: 1 S: 5 H: 0 LOB: 0 BB: 0 P: 5	R: 0 E: 0 K: 1 S: 5 H: 0 LOB: 0 BB: 0 P: 5	R: 1 E: 1 K: 0 S: 5 H: 1 LOB: 1 BB: 0 P: 5	R: 0 E: 0 K: 1 S: 6 H: 1 LOB: 2 BB: 1 P: 10	R: 0 E: 0 K: 2 S: 7 H: 0 LOB: 0 BB: 0 P: 7	1B: 3 2B: 1 3B: 0 HR: 1	SF: 0 SAC: 0 DP: 0 HBP: 0						

PITCHER	IP	WLS	BF	H	R	ER	SO	BB	IBB	HBP	BLK	WP	HR	S	P	ERA	WHIP
Bob Priddy, R (1, 1) ERA: 3.69	9.0	W	36	5	2	1	6	2	1	0	0	1	1	45	57	1.00	0.778

PITCHER	IP	WLS	BF	H	R	ER	SO	BB	IBB	HBP	BLK	WP	HR	S	P	ERA	WHIP

BOTTOM

Washington Senators @ Boston Red Sox

Fenway Park, Boston, MA

Wed Aug 23 1967, 7:05 PM EDT

Att. 33,680 - Unknown

livebaseballscorecards.com

AB	33
R	2
H	5
RBI	2
BB	3
SO	6
LOB	13

WP: 1	PA: 36		
PB: 0			
SB: 0			
CS: 0			

Washington Senators @ Boston Red Sox

Fenway Park, Boston, MA

Thu Aug 24 1967, 3:33 AM EDT

Att. 31,283 - Unknown

TOP

livebaseballscorecards.com

Batter	1	2	3	4	5	6	7	8	9	AB	R	H	RBI	BB	SO	LOB
Bob Saverine, S (1, 4) OBP: 0.297, SLG: 0.306	G4-6-3 1B		K		F6			FC5-4 1B	G3 1-2 3-H	4	0	2	0	0	1	0
Fred Valentine, S (9, PH) OBP: 0.332, SLG: 0.332										1	0	0	1	0	0	1
Ed Stroud, L (1, 8) OBP: 0.300, SLG: 0.271	G4-6-3 1-2f		K			6-3		F8	1B BB	4	0	0	0	1	1	2
Frank Howard, R (1, 7) OBP: 0.338, SLG: 0.522	PB 2B 1B		K			F4		K	1B 1-2 2-3	5	1	2	0	0	2	1
Bob Priddy, R (9, PR) OBP: 0.294, SLG: 0.143										0	0	0	0	0	0	0
Ken McMullen, R (1, 5) OBP: 0.301, SLG: 0.392	2B 1-2 BB			F4		F9		FC5-4 1-2f	F9	4	0	0	0	1	0	4
Mike Epstein, L (1, 3) OBP: 0.336, SLG: 0.382	1-3 2-H 2B			FC5-4 HBP			4-3		6-3	3	0	1	1	0	0	0
Hank Allen, R (1, 9) OBP: 0.278, SLG: 0.328	K			FC5-4 1-2f			2B SF7 1B		1B 1B 1B	4	2	2	0	0	1	3
Paul Casanova, R (1, 2) OBP: 0.273, SLG: 0.348		F3		4-3			1-3 2B		1B 1-3 1B	4	1	2	0	0	0	1
Tim Cullen, R (1, 6) OBP: 0.317, SLG: 0.275		K			F8		SF7 3-H		1B G3 1-2 3-H	3	1	1	2	0	1	0
Dick Nold, R (1, 1)		K			K		6-3		1B G3 1-3 2-H	2	0	0	0	0	2	0
Casey Cox, R (5, 1)										0	0	0	0	0	0	0
Cap Peterson, R (7, PH) OBP: 0.309, SLG: 0.356										1	0	0	0	0	0	1
Darold Knowles, L (7, 1) OBP: 0.077, SLG: 0.077										0	0	0	0	0	0	0
Dick Nen, L (9, PH) OBP: 0.305, SLG: 0.358										1	0	1	1	0	0	0

	AB	36
	R	5
	H	11
	RBI	5
	BB	2
	SO	8
	LOB	13

Inning Stats																						
	R: 1	H: 3	R: 0	H: 0	R: 0	H: 0	R: 0	H: 0	R: 0	H: 0	R: 0	H: 0	R: 1	H: 2	R: 0	H: 1	R: 3	H: 5	1B: 9	SF: 1	WP: 0	PA: 40
	E: 0	LOB: 2	E: 0	LOB: 0	E: 0	LOB: 0	E: 0	LOB: 0	E: 0	LOB: 1	E: 0	LOB: 0	E: 0	LOB: 1	E: 0	LOB: 1	E: 0	LOB: 3	2B: 2	SAC: 0	PB: 1	
	K: 1	BB: 1	K: 2	BB: 0	K: 3	BB: 0	K: 0	BB: 0	K: 1	BB: 0	K: 0	BB: 0	K: 0	BB: 0	K: 1	BB: 0	K: 0	BB: 1	3B: 0	DP: 1	SB: 0	
	S: 7	P: 11	S: 7	P: 7	S: 9	P: 9	S: 3	P: 4	S: 5	P: 5	S: 3	P: 3	S: 5	P: 5	S: 6	P: 6	S: 8	P: 12	HR: 0	HBP: 1	CS: 0	

PITCHER		IP	WLS	BF	H	R	ER	SO	BB	IBB	HBP	BLK	WP	HR	S	P	ERA	WHIP
Dave Morehead, R ERA: 5.08	(1, 1)	6.1	W	25	5	2	2	7	1	0	1	0	0	0	37	42	2.84	0.947
Darrell Brandon, R ERA: 4.31	(7, 1)	2.0		11	5	3	3	1	0	0	0	0	0	0	13	13	13.50	2.500
John Wyatt, R ERA: 2.57	(9, 1)	0.2	S	4	1	0	0	0	1	0	0	0	0	0	3	7	0.00	3.000

PITCHER	IP	WLS	BF	H	R	ER	SO	BB	IBB	HBP	BLK	WP	HR	S	P	ERA	WHIP

Batter	1	2	3	4	5	6	7	8	9	AB	R	H	RBI	BB	SO	LOB
Jose Tartabull, L (1, 9) OBP: 0.304, SLG: 0.249	x 0-0 1-3 1B	x 0-0 4-3			x 0-0 6-3	x 0-0 4-3		x 0-0 HR		4	0	1	0	0	0	3
Jim Landis, R (7, 9) OBP: 0.333, SLG: 0.373										1	1	1	1	0	0	0
Jerry Adair, R (1, 5) OBP: 0.296, SLG: 0.342	x 0-0 1-3 1-2		x 0-0 6-3		x 0-0 HR		x 0-0 6-3	x 0-0 4-3		5	1	1	1	0	0	1
Carl Yastrzemski, L (1, 7) OBP: 0.407, SLG: 0.602	S S S 0-3 K		B B B B 4-0 BB		B B B B 4-0 FC4-6 1B BB		B B B B 4-0 FC6-4 BLK HR BB			1	1	0	0	3	1	1
George Scott, R (1, 3) OBP: 0.369, SLG: 0.482	x 0-0 5-3		x 0-0 F8		x 0-0 FC4-6 1-2 1B		4-0 FC6-4 1-2 IBB			3	0	1	0	1	0	2
Reggie Smith, S (1, 8) OBP: 0.325, SLG: 0.412		x 0-0 S E 1B	x 0-0 G3		x 0-0 FC4-6 FC6-4 1-2f 2-3		x 0-0 FC6-4 HR 1-2f 2-3			4	2	1	0	0	0	5
Elston Howard, R (1, 2) OBP: 0.240, SLG: 0.274		S S S 0-3 K		x 0-0 1B FC6-4 2B	x 0-0 FC6-4 1-2f		x 0-0 1-H 3-H HR			4	2	2	3	0	1	3
Rico Petrocelli, R (1, 6) OBP: 0.338, SLG: 0.428		x 0-0 E5 1-H 1B		x 0-0 FC6-4 2-3 1B		x 0-0 F4	S S S 0-3 K2-3			4	0	2	1	0	1	0
Mike Andrews, R (1, 4) OBP: 0.338, SLG: 0.346		x 0-0 F8		x 0-0 FC6-4 CS 1-2f 3-H		x 0-0 1B		x 0-0 F7 2B		4	0	2	1	0	0	2
Dave Morehead, R (1, 1) Darrell Brandon, R (7, 1) OBP: 0.231, SLG: 0.289 John Wyatt, R (9, 1)		B B B B 4-0 BB		S S S 0-3 K 1-2		S S S 0-3 K		x 0-0 F7 2-3		2	0	0	0	1	2	2
										1	0	0	0	0	0	1
										0	0	0	0	0	0	0
Inning Stats	R: 0 E: 0 K: 1 S: 6 H: 1 LOB: 1 BB: 0 P: 6	R: 1 E: 1 K: 1 S: 7 H: 2 LOB: 2 BB: 1 P: 11	R: 0 E: 0 K: 0 S: 3 H: 0 LOB: 1 BB: 1 P: 7	R: 1 E: 0 K: 1 S: 6 H: 2 LOB: 0 BB: 0 P: 6	R: 1 E: 0 K: 0 S: 5 H: 2 LOB: 2 BB: 1 P: 9	R: 0 E: 0 K: 1 S: 6 H: 1 LOB: 1 BB: 0 P: 6	R: 3 E: 0 K: 1 S: 6 H: 1 LOB: 0 BB: 2 P: 14	R: 1 E: 0 K: 0 S: 4 H: 2 LOB: 0 BB: 0 P: 4		1B: 6 2B: 2 3B: 0 HR: 3	SF: 0 SAC: 0 DP: 0 HBP: 0						

PITCHER	IP	WLS	BF	H	R	ER	SO	BB	IBB	HBP	BLK	WP	HR	S	P	ERA	WHIP
Dick Nold, R (1, 1) ERA: 4.66	4.1	L	21	6	3	3	3	3	0	0	0	0	1	24	36	6.23	2.077
Casey Cox, R (5, 1) ERA: 3.42	1.2		7	2	0	0	1	0	0	0	0	0	0	9	9	0.00	1.200
Darold Knowles, L (7, 1) ERA: 2.57	2.0		10	3	4	4	1	1	1	0	1	0	2	10	18	18.00	2.000

PITCHER	IP	WLS	BF	H	R	ER	SO	BB	IBB	HBP	BLK	WP	HR	S	P	ERA	WHIP

BOTTOM

Washington Senators @ Boston Red Sox

Fenway Park, Boston, MA

Thu Aug 24 1967, 3:33 AM EDT

Att. 31,283 - Unknown

livebaseballscorecards.com

AB	33
R	7
H	11
RBI	7
BB	5
SO	5
LOB	20

WP: 0	PA: 38		
PB: 0			
SB: 1			
CS: 1			

Batter	1	2	3	4	5	6	7	8	9	AB	R	H	RBI	BB	SO	LOB
Horace Clarke, S (1, 4) OBP: 0.314, SLG: 0.311	5-3		BB, 1B, P4-2, 1B		BB	E7, 2-H, 1B			K2-3	4	0	2	1	1	1	0
Tom Tresh, S (1, 7) OBP: 0.295, SLG: 0.351	F6		BB, 1-2, 1B		F7	F8			5-3	5	0	1	0	0	0	2
Mickey Mantle, S (1, 3) OBP: 0.396, SLG: 0.453	K2-3		1-2, 2-3, BB		F8		G6-3, BB		PB, 2B, 1B	3	0	1	0	2	1	1
Mike Hegan, L (9, PR) (9, 3) OBP: 0.253, SLG: 0.177										0	1	0	0	0	0	0
Charley Smith, R (1, 5) OBP: 0.307, SLG: 0.393		BB, 1B, 1B	P4-2, 3-Hf			1B, 1B, 2B	K		E6, 2B, 1-2	5	2	2	0	0	1	5
Bill Robinson, R (1, 8) OBP: 0.269, SLG: 0.304		F8	5-3			1B, 2-3, 1B	G6-3, 1-2f		1-3, 2-H, 2B	5	1	2	1	0	0	4
Roy White, S (1, 9) OBP: 0.285, SLG: 0.287		1B, 1-2, BB		K		G5-3, 1B, 1-2, 3-H, 1B		F4	K	4	0	1	1	1	2	3
Bob Tillman, R (1, 2) OBP: 0.296, SLG: 0.360		1-2, 2-H, 1B		G4-6-3, BB		G5-3, E, 1-2, 2-H, 1B		HR		3	2	3	3	1	0	0
Ruben Amaro, R (1, 6) OBP: 0.312, SLG: 0.267		F9		G4-6-3, 1-2f		G5-3, 1-2, 2-3f		5-3		4	0	0	0	0	0	5
Mel Stottlemyre, R (1, 1) OBP: 0.136, SLG: 0.109		K			F4	E8, E, 2-H, 1B		K2-3		4	1	1	1	0	2	2
Dooley Womack, L (8, 1) OBP: 0.286, SLG: 0.286										0	0	0	0	0	0	0
Inning Stats	R: 0 E: 0 K: 1 S: 5 H: 0 LOB: 0 BB: 0 P: 5	R: 1 E: 0 K: 1 S: 7 H: 2 LOB: 2 BB: 1 P: 11	R: 0 E: 0 K: 0 S: 4 H: 2 LOB: 2 BB: 1 P: 8	R: 0 E: 0 K: 1 S: 4 H: 0 LOB: 0 BB: 1 P: 8	R: 0 E: 0 K: 0 S: 3 H: 0 LOB: 1 BB: 1 P: 7	R: 4 E: 2 K: 0 S: 8 H: 6 LOB: 1 BB: 0 P: 8	R: 0 E: 0 K: 1 S: 4 H: 0 LOB: 0 BB: 1 P: 8	R: 1 E: 0 K: 1 S: 6 H: 1 LOB: 0 BB: 0 P: 6	R: 1 E: 1 K: 2 S: 10 H: 2 LOB: 3 BB: 0 P: 10	1B: 10 2B: 3 3B: 0 HR: 1 SF: 0 SAC: 0 DP: 4 HBP: 0	WP: 0 PB: 1 SB: 0 CS: 0 PA: 42					

PITCHER		IP	WLS	BF	H	R	ER	SO	BB	IBB	HBP	BLK	WP	HR	S	P	ERA	WHIP
Frank Bertaina, L ERA: 3.35	(1, 1)	5.0	L	24	7	4	4	3	4	0	0	0	0	0	26	42	7.20	2.200
Casey Cox, R ERA: 3.29	(6, 1)	2.0		8	3	1	0	1	1	0	0	0	0	0	9	13	0.00	2.000
Dick Lines, L ERA: 3.25	(8, 1)	2.0		10	3	2	1	3	0	0	0	0	0	1	16	16	4.50	1.500

PITCHER	IP	WLS	BF	H	R	ER	SO	BB	IBB	HBP	BLK	WP	HR	S	P	ERA	WHIP

TOP

New York Yankees @ Washington Senators

D.C. Stadium, Washington, DC

Fri Aug 25 1967, 7:05 PM EDT

Unknown

livebaseballscorecards.com

AB	37
R	7
H	13
RBI	7
BB	5
SO	7
LOB	22

BOTTOM

Batter	1	2	3	4	5	6	7	8	9	AB	R	H	RBI	BB	SO	LOB
Bob Saverine, S (1, 4) OBP: 0.290, SLG: 0.299	1-3		K			F7	1-3		FC4-6 1-2f	5	0	0	0	0	1	2
Ed Stroud, L (1, 8) OBP: 0.308, SLG: 0.286	5-3		CS 1B			1B 2B		1B 1B	3-1	5	2	3	0	0	0	1
Ken McMullen, R (1, 5) OBP: 0.300, SLG: 0.390	6-3		CS 1-2	5-3		F9		1B 1-2 SF7 1B		4	1	1	0	0	0	1
Cap Peterson, R (1, 9) OBP: 0.308, SLG: 0.355		F9		F9		FC4-6 2-H 1B		F9		4	0	1	1	0	0	2
Mike Epstein, L (1, 3) OBP: 0.342, SLG: 0.400		HR		BB		FC4-6 1-2f		FC5-4 1-3 2-H 1B		3	1	2	2	1	0	1
Hank Allen, R (1, 7) OBP: 0.282, SLG: 0.330		5-3 BB		F7			2B 3-1 1B	SF7 3-H		2	1	1	1	1	0	1
Paul Casanova, R (1, 2) OBP: 0.273, SLG: 0.350	5-3 1-2				6-3		3-1 1-3 2B	FC5-4 1-2f		4	0	1	0	0	0	2
Tim Cullen, R (1, 6) OBP: 0.316, SLG: 0.275	4-3				2-3		K		FC4-6 1B	4	0	1	0	0	1	3
Frank Bertaina, L (1, 1) OBP: 0.069, SLG: 0.069			4-3		4-3		3-1 2-3 3-H		K	2	0	0	0	0	0	0
Casey Cox, R (6, 1)										0	0	0	0	0	0	0
Dick Nen, L (7, PH) OBP: 0.303, SLG: 0.356										1	0	0	1	0	0	1
Dick Lines, R (8, 1) OBP: 0.375, SLG: 0.167										0	0	0	0	0	0	0
Frank Howard, R (9, PH) OBP: 0.337, SLG: 0.520										1	0	0	0	0	1	1
Inning Stats	R: 0 E: 0 K: 0 S: 3 H: 0 LOB: 0 BB: 0 P: 3	R: 1 E: 0 K: 0 S: 4 H: 1 LOB: 1 BB: 1 P: 8	R: 0 E: 0 K: 1 S: 5 H: 1 LOB: 0 BB: 0 P: 5	R: 0 E: 0 K: 0 S: 3 H: 0 LOB: 1 BB: 1 P: 7	R: 0 E: 0 K: 0 S: 3 H: 0 LOB: 0 BB: 0 P: 3	R: 1 E: 0 K: 0 S: 5 H: 2 LOB: 1 BB: 0 P: 5	R: 1 E: 0 K: 1 S: 7 H: 2 LOB: 1 BB: 0 P: 7	R: 2 E: 0 K: 0 S: 6 H: 3 LOB: 1 BB: 0 P: 6	R: 0 E: 0 K: 1 S: 6 H: 1 LOB: 1 BB: 0 P: 6	1B: 7 2B: 2 3B: 0 HR: 1 SF: 1 SAC: 0 DP: 0 HBP: 0						

PITCHER	IP	WLS	BF	H	R	ER	SO	BB	IBB	HBP	BLK	WP	HR	S	P	ERA	WHIP
Mel Stottlemyre, R (1, 1) ERA: 3.0	7.0	W	30	8	5	5	2	2	0	0	0	0	1	32	40	6.43	1.429
Dooley Womack, R (8, 1) ERA: 2.97	2.0	S	8	2	0	0	1	0	0	0	0	0	0	10	10	0.00	1.000

PITCHER	IP	WLS	BF	H	R	ER	SO	BB	IBB	HBP	BLK	WP	HR	S	P	ERA	WHIP

New York Yankees @ Washington Senators

D.C. Stadium, Washington, DC

Fri Aug 25 1967, 7:05 PM EDT

Unknown

livebaseballscorecards.com

AB	35
R	5
H	10
RBI	5
BB	2
SO	3
LOB	15

WP: 0 PA: 39
PB: 0
SB: 0
CS: 1

Batter	1	2	3	4	5	6	7	8	9	AB	R	H	RBI	BB	SO	LOB
Horace Clarke, S (1, 4) OBP: 0.315, SLG: 0.309	BBBB 4-0 E S PB BB		x 0-0 ① 6-3	x 0-0 ③ L4			BBBB 4-0 BB		x 0-0 ③ 6-3	3	1	0	0	2	0	1
Roy White, S (1, 9) OBP: 0.291, SLG: 0.288	x 0-0 ① F8		x 0-0 BB 1B 1B		BBBB 4-0 CS BB		x 0-0 ③ 1-3			3	1	1	0	1	0	2
Steve Whitaker, L (1, 7) OBP: 0.297, SLG: 0.393	x 0-0 ② F8		BBBB 4-0 1B 1-2 BB		x 0-0 ① F9			x 0-0 E6 1B		3	0	1	0	1	0	2
Charley Smith, R (1, 5) OBP: 0.306, SLG: 0.390	BBBB 4-0 PB 1-3 BB		x 0-0 ② F8		SSS 0-3 ② ③ K 1-2			SSS 0-3 ① K		3	0	0	0	1	2	4
Bill Robinson, R (1, 8) OBP: 0.269, SLG: 0.303	SSS 0-3 K 1-2 3-H		x 0-0 1-3 2-H 1B			x 0-0 ① 5-3		SSS 0-3 ② K		4	0	1	1	0	2	2
Jake Gibbs, L (1, 2) OBP: 0.304, SLG: 0.293	x 0-0 ③ F9		x 0-0 ③ F9			x 0-0 ② 4-3		BBBB 4-0 BB		3	0	0	0	1	0	4
Mike Hegan, L (1, 3) OBP: 0.253, SLG: 0.181		x 0-0 CS 1B		SSS 0-3 ① K		SSS 0-3 ③ K		x 0-0 ③ 1-3		4	0	1	0	0	2	2
Ruben Amaro, R (1, 6) OBP: 0.312, SLG: 0.267		x 0-0 ① ② 4-3 1-2		x 0-0 ② F9			x 0-0 P1-9-4 1B		x 0-0 ① F7	4	0	1	0	0	0	1
Joe Verbanic, R (1, 1) OBP: 0.133, SLG: 0.200 Steve Hamilton, L (7, 1) OBP: 0.111, SLG: 0.111 Dooley Womack, L (9, 1) OBP: 0.286, SLG: 0.286		SSS 0-3 ③ K		x 0-0 E6			x 0-0 ① ② P1-9-4 1-2f		x 0-0 ② F6	3 1 0	0 0 0	0 0 0	0 0 0	1 0 0	1 0 0	1 0 0
Inning Stats	R: 1 E: 0 K: 1 S: 6 H: 0 LOB: 2 BB: 2 P: 14	R: 0 E: 0 K: 1 S: 5 H: 1 LOB: 0 BB: 0 P: 5	R: 1 E: 0 K: 0 S: 5 H: 2 LOB: 2 BB: 1 P: 9	R: 0 E: 1 K: 1 S: 6 H: 0 LOB: 1 BB: 0 P: 6	R: 0 E: 0 K: 1 S: 4 H: 0 LOB: 0 BB: 1 P: 8	R: 0 E: 0 K: 1 S: 5 H: 0 LOB: 0 BB: 0 P: 5	R: 0 E: 0 K: 0 S: 3 H: 1 LOB: 1 BB: 1 P: 7	R: 0 E: 1 K: 2 S: 8 H: 1 LOB: 2 BB: 1 P: 12	R: 0 E: 0 K: 0 S: 3 H: 0 LOB: 0 BB: 0 P: 3	1B: 5 2B: 1 3B: 0 HR: 0	SF: 0 SAC: 0 DP: 1 HBP: 0						

PITCHER	IP	WLS	BF	H	R	ER	SO	BB	IBB	HBP	BLK	WP	HR	S	P	ERA	WHIP
Bob Humphreys, R (1, 1) ERA: 4.29	3.0	L	15	3	2	1	2	3	0	0	0	0	0	16	28	3.00	2.000
Darold Knowles, L (4, 1) ERA: 2.46	4.0		14	1	0	0	3	2	0	0	0	0	0	18	26	0.00	0.750
Dave Baldwin, R (8, 1) ERA: 1.56	2.0		8	1	0	0	2	1	0	0	0	0	0	11	15	0.00	1.000

PITCHER	IP	WLS	BF	H	R	ER	SO	BB	IBB	HBP	BLK	WP	HR	S	P	ERA	WHIP

TOP

New York Yankees @ Washington Senators

D.C. Stadium, Washington, DC

Fri Aug 25 1967, 7:05 PM EDT
Att. 16,790 - Unknown

livebaseballscorecards.com

AB	31
R	2
H	5
RBI	1
BB	6
SO	7
LOB	19

1B: 5	SF: 0	WP: 0	PA: 37
2B: 1	SAC: 0	PB: 1	
3B: 0	DP: 1	SB: 1	
HR: 0	HBP: 0	CS: 2	

Batter	1	2	3	4	5	6	7	8	9	AB	R	H	RBI	BB	SO	LOB
Bob Saverine, S (1, 4) OBP: 0.294, SLG: 0.302	G3 1B 1B		F8 ①		4-3 ②		1-3 1B			4	1	2	0	0	0	1
Ed Stroud, L (1, 8) OBP: 0.313, SLG: 0.292 Paul Casanova, R (7, PH) OBP: 0.272, SLG: 0.349 (8, 2)	G3 ① 1-2		1-2 1B		1B 1B		FC7-2 ②③ 3-H			3 1	0 0	2 0	0 0	0 0	0 0	1 2
Ken McMullen, R (1, 5) OBP: 0.302, SLG: 0.391	2-H 1B		F9 ②		1-3 1B			F7 ①		4	0	2	1	0	0	2
Cap Peterson, R (1, 9) OBP: 0.305, SLG: 0.351	F8 ②		1-3 ③		F4 ③			F5 ②		4	0	0	0	0	0	5
Mike Epstein, L (1, 3) OBP: 0.337, SLG: 0.393	K ③			K ①		F5 ①		F4 ③		4	0	0	0	0	2	1
Hank Allen, R (1, 7) OBP: 0.282, SLG: 0.333 (8, 8)		F7 ①		4-3 ②		F7 ②			SH1-4 2B	4	0	1	0	0	0	0
Tim Cullen, R (1, 6) OBP: 0.316, SLG: 0.273		F6 ②		BB		G3 ③			SH1-4 ① 2-3	2	0	0	0	1	0	0
Doug Camilli, R (1, 2) OBP: 0.205, SLG: 0.217 Frank Howard, R (7, PH) OBP: 0.335, SLG: 0.518 (8, 7)		6-3 ③		F9 ③			6-3 ①		K ②	2 2	0 0	0 0	0 0	0 0	0 1	1 1
Bob Humphreys, R (1, 1) OBP: 0.250, SLG: 0.077 Darold Knowles, L (4, 1) OBP: 0.071, SLG: 0.071 Dick Nen, L (7, PH) OBP: 0.302, SLG: 0.354 Dave Baldwin, R (8, 1) Fred Valentine, S (9, PH) OBP: 0.331, SLG: 0.331			E5 1B		4-3 ①		E4 1B FC7-2		F6 ③	1 1 1 0 1	0 0 0 0 0	0 0 0 0 0	0 0 0 0 0	0 0 0 0 0	0 0 0 0 0	0 0 0 0 1
Inning Stats	R: 1 H: 2 E: 0 LOB: 1 K: 1 BB: 0 S: 7 P: 7	R: 0 H: 0 E: 0 LOB: 0 K: 0 BB: 0 S: 3 P: 3	R: 0 H: 1 E: 1 LOB: 2 K: 0 BB: 0 S: 5 P: 5	R: 0 H: 0 E: 0 LOB: 1 K: 1 BB: 1 S: 5 P: 9	R: 0 H: 2 E: 0 LOB: 2 K: 0 BB: 0 S: 5 P: 5	R: 0 H: 0 E: 0 LOB: 0 K: 0 BB: 0 S: 3 P: 3	R: 0 H: 1 E: 1 LOB: 1 K: 0 BB: 0 S: 4 P: 4	R: 0 H: 0 E: 0 LOB: 0 K: 0 BB: 0 S: 3 P: 3	R: 0 H: 1 E: 0 LOB: 1 K: 1 BB: 0 S: 6 P: 6	1B: 6 2B: 2 3B: 0 HR: 0	SF: 0 SAC: 1 DP: 1 HBP: 0					

PITCHER	IP	WLS	BF	H	R	ER	SO	BB	IBB	HBP	BLK	WP	HR	S	P	ERA	WHIP
Joe Verbanic, R (1, 1) ERA: 2.73	6.1	W	28	6	1	1	2	1	0	0	0	0	0	31	35	1.42	1.105
Steve Hamilton, L (7, 1) ERA: 3.7	1.2		5	1	0	0	0	0	0	0	0	0	0	5	5	0.00	0.600
Dooley Womack, R (9, 1) ERA: 2.93	1.0	S	3	0	0	0	1	0	0	0	0	0	0	5	5	0.00	0.000

PITCHER	IP	WLS	BF	H	R	ER	SO	BB	IBB	HBP	BLK	WP	HR	S	P	ERA	WHIP

BOTTOM

New York Yankees @ Washington Senators

D.C. Stadium, Washington, DC

Fri Aug 25 1967, 7:05 PM EDT

Att. 16,790 - Unknown

livebaseballscorecards.com

AB	34
R	1
H	7
RBI	1
BB	1
SO	3
LOB	15

PA: 36

WP: 0
PB: 0
SB: 0
CS: 0

Batter	1	2	3	4	5	6	7	8	9	AB	R	H	RBI	BB	SO	LOB
Horace Clarke, S (1, 4) OBP: 0.312, SLG: 0.306	F6		5-3		FC6-4 1-2f			5-3	4-3	5	0	0	0	0	0	3
Tom Tresh, S (1, 7) OBP: 0.296, SLG: 0.357	6-3			2B		F2		1B 2B	F8	5	1	2	0	0	0	0
Mickey Mantle, S (1, 3) OBP: 0.397, SLG: 0.452	F2			5-3		FC5-4 1B		BBBB 4-0 1B 1B BB		3	1	1	0	1	0	1
Charley Smith, R (1, 5) OBP: 0.306, SLG: 0.388		SSS 0-3 K		SSS 0-3 K		FC5-4 FC6-4 1-2f		0-0 1B 2B 1-2 2-H 1B		4	1	1	1	0	2	2
Bill Robinson, R (1, 8) OBP: 0.265, SLG: 0.299		F5		5-3		FC6-4 1-2f		F3		4	0	0	0	0	0	4
Roy White, S (1, 9) OBP: 0.290, SLG: 0.287		4-3			F8		6-3	2B 1-3 2-H 1B		4	0	1	1	0	0	0
Jake Gibbs, L (1, 2) OBP: 0.310, SLG: 0.306			SH2-4 1B		2B		SSS 0-3 K	1-3 3-H 2B		4	0	3	1	0	1	0
Ruben Amaro, R (1, 6) OBP: 0.311, SLG: 0.264			L5		E5 FC6-4		BBBB 4-0 FC6-4 BB	6-3		3	0	0	0	1	0	4
Steve Barber, L (1, 1) OBP: 0.170, SLG: 0.200 Bob Tillman, R (7, PH) OBP: 0.294, SLG: 0.356 Jim Bouton, R (7, 1) Steve Hamilton, L (9, 1) OBP: 0.111, SLG: 0.111			SH2-4 1-2		K		FC6-4 1-2f		K	1 1 1 0	0 0 0 0	0 0 0 0	0 0 0 0	1 0 0 0	2 1 0 0	2 1 0 0
Inning Stats	R: 0 E: 0 K: 0 S: 3 H: 0 LOB: 0 BB: 0 P: 3	R: 0 E: 0 K: 1 S: 5 H: 0 LOB: 0 BB: 0 P: 5	R: 0 E: 0 K: 0 S: 4 H: 1 LOB: 1 BB: 0 P: 4	R: 0 E: 0 K: 1 S: 6 H: 1 LOB: 1 BB: 0 P: 6	R: 0 E: 1 K: 1 S: 7 H: 1 LOB: 2 BB: 0 P: 7	R: 0 E: 0 K: 0 S: 4 H: 1 LOB: 1 BB: 0 P: 4	R: 0 E: 0 K: 1 S: 5 H: 0 LOB: 1 BB: 1 P: 9	R: 3 E: 0 K: 0 S: 7 H: 4 LOB: 2 BB: 1 P: 11	R: 0 E: 0 K: 1 S: 5 H: 0 LOB: 0 BB: 0 P: 5	1B: 4 2B: 4 3B: 0 HR: 0 SF: 0 SAC: 1 DP: 0 HBP: 0						

TOP

New York Yankees @ Washington Senators

D.C. Stadium, Washington, DC

Sat Aug 26 1967, 3:33 AM EDT

Att. 5,688 - Unknown

livebaseballscorecards.com

AB	35
R	3
H	8
RBI	3
BB	2
SO	5
LOB	17

WP: 0 PB: 0 SB: 0 CS: 0 PA: 38

PITCHER		IP	WLS	BF	H	R	ER	SO	BB	IBB	HBP	BLK	WP	HR	S	P	ERA	WHIP
Camilo Pascual, R ERA: 3.32	(1, 1)	2.0		7	1	0	0	1	0	0	0	0	0	0	9	9	0.00	0.500
Dick Lines, L ERA: 3.25	(3, 1)	5.1		23	4	2	2	3	2	0	0	0	0	0	27	35	3.38	1.125
Dave Baldwin, R ERA: 1.71	(8, 1)	0.1		4	3	1	1	0	0	0	0	0	0	0	4	4	27.00	9.000
Casey Cox, R ERA: 3.21	(8, 1)	1.1	W	4	0	0	0	1	0	0	0	0	0	0	6	6	0.00	0.000

PITCHER	IP	WLS	BF	H	R	ER	SO	BB	IBB	HBP	BLK	WP	HR	S	P	ERA	WHIP

Batter	1	2	3	4	5	6	7	8	9	AB	R	H	RBI	BB	SO	LOB
Tim Cullen, R (1, 4) OBP: 0.318, SLG: 0.274	6-3		E 1-2 2-3 1B		BBB 4-0 SH2-3 BB		4-3			3	0	1	0	1	0	0
Ken McMullen, R (1, 5) OBP: 0.300, SLG: 0.389	SSS 0-3 K		0-0 FC5-2 1-3 2-H 3-Hf		0-0 SH2-3 1-2		0-0 F8			3	0	0	0	0	1	2
Frank Howard, R (1, 7) OBP: 0.337, SLG: 0.519 Ed Stroud, L (8, 8) OBP: 0.313, SLG: 0.292	0-0 2B		III 4-0 G4-6-3 IBB		SSS 0-3 K		0-0 5-3			3 0	0 0	1 0	0 0	1 0	1 0	1 0
Cap Peterson, R (1, 9) OBP: 0.301, SLG: 0.346	4-3		0-0 G4-6-3 1-2f		0-0 F3			0-0 L5		4	0	0	0	0	0	5
Hank Allen, R (1, 8) (8, 7) OBP: 0.286, SLG: 0.341		0-0 5-3		0-0 1B 2B		0-0 S 1B		SSS 0-3 K		4	1	2	0	0	1	0
Paul Casanova, R (1, 2) OBP: 0.272, SLG: 0.348		0-0 F9		0-0 4-3-6-2 1B 2-H 1B	SSS 0-3 K			0-0 F4		4	0	1	1	0	1	1
Mike Epstein, L (1, 3) OBP: 0.343, SLG: 0.396 Bob Saverine, S (9, PR) OBP: 0.294, SLG: 0.302		0-0 3-1		0-0 4-3-6-2 1-2 1B	H 1-0 1-2 HBP				0-0 SH2-4 HR 1B	3 0	0 1	2 0	0 0	0 0	0 0	0 0
Ed Brinkman, R (1, 6) OBP: 0.235, SLG: 0.223			BBBB 4-0 1B BB FC5-2 BB	0-0 4-3-6-2 1-2 2-3f	0-0 F4				0-0 SH2-4 1-2	2	0	0	0	1	0	4
Camilo Pascual, R (1, 1) OBP: 0.216, SLG: 0.149 Dick Lines, R (3, 1) OBP: 0.364, SLG: 0.125 Dave Baldwin, R (8, 1) Casey Cox, R (8, 1) Dick Nen, L (9, PH) OBP: 0.302, SLG: 0.354 Fred Valentine, S (9, PH) OBP: 0.333, SLG: 0.342			BBBB 4-0 1B 1-2 E BB	0-0 L6-3	0-0 F3				0-0 HR 2-H	0 2 0 0 0 1	0 1 0 0 0 1	0 0 0 0 0 1	0 0 0 0 0 2	0 1 0 0 0 0	0 0 0 0 0 0	0 3 0 0 0 0
Inning Stats	R: 0 H: 1 E: 0 LOB: 1 K: 1 BB: 0 S: 6 P: 6	R: 0 H: 0 E: 0 LOB: 0 K: 0 BB: 0 S: 3 P: 3	R: 1 H: 1 E: 1 LOB: 2 K: 0 BB: 3 S: 3 P: 15	R: 1 H: 3 E: 0 LOB: 1 K: 0 BB: 0 S: 5 P: 5	R: 0 H: 0 E: 0 LOB: 1 K: 1 BB: 1 S: 5 P: 9	R: 0 H: 1 E: 0 LOB: 2 K: 1 BB: 0 S: 6 P: 7	R: 0 H: 0 E: 0 LOB: 0 K: 0 BB: 0 S: 3 P: 3	R: 0 H: 0 E: 0 LOB: 0 K: 1 BB: 0 S: 5 P: 5	R: 2 H: 2 E: 0 LOB: 1 K: 0 BB: 0 S: 3 P: 3	1B: 5 2B: 3 3B: 0 HR: 1	SF: 0 SAC: 2 DP: 2 HBP: 1					

PITCHER		IP	WLS	BF	H	R	ER	SO	BB	IBB	HBP	BLK	WP	HR	S	P	ERA	WHIP
Steve Barber, L ERA: 3.81	(1, 1)	6.0		27	6	2	2	3	3	1	1	0	0	0	28	45	3.00	1.500
Jim Bouton, R ERA: 5.04	(7, 1)	2.1		8	1	2	2	1	0	0	0	0	0	0	10	10	7.71	0.429
Steve Hamilton, L ERA: 3.86	(9, 1)	0.0	L	1	1	0	0	0	0	0	0	0	0	1	1	1	∞	∞

PITCHER	IP	WLS	BF	H	R	ER	SO	BB	IBB	HBP	BLK	WP	HR	S	P	ERA	WHIP

BOTTOM

New York Yankees @ Washington Senators

D.C. Stadium, Washington, DC

Sat Aug 26 1967, 3:33 AM EDT

Att. 5,688 - Unknown

livebaseballscorecards.com

AB	29
R	4
H	8
RBI	3
BB	4
SO	4
LOB	16

WP: 0 PA: 36
PB: 0
SB: 1
CS: 0

Batter	1	2	3	4	5	6	7	8	9	AB	R	H	RBI	BB	SO	LOB
Horace Clarke, S (1, 4) OBP: 0.313, SLG: 0.305	4-3		5-3		2B BB 1-2 2-3		K		SF7 1B 1-3	4	1	1	0	1	1	1
Tom Tresh, S (1, 7) OBP: 0.295, SLG: 0.359	K			3-1	1B 2B 1-H 2-H 3-H		F6		SF7 1-2 3-H	4	1	1	4	0	1	0
Mickey Mantle, S (1, 3) OBP: 0.397, SLG: 0.448	K			BB	1B BB			F4	F3	3	0	0	0	2	1	1
Mike Hegan, L (9, 3) OBP: 0.253, SLG: 0.181										0	0	0	0	0	0	0
Charley Smith, R (1, 5) OBP: 0.304, SLG: 0.385		K		K	1B 1-3 2-H			5-3	F7	5	0	1	1	0	2	2
Bill Robinson, R (1, 8) OBP: 0.262, SLG: 0.295		F7		K	F8			F7		4	0	0	0	0	1	3
Jake Gibbs, L (1, 2) OBP: 0.309, SLG: 0.308		F9			K	F5			1B HR 2B	4	1	1	0	0	1	0
Roy White, S (1, 9) OBP: 0.296, SLG: 0.294			SH1-3 1B		6-3	4-3			HR 1B 2-3	4	1	2	0	0	0	0
Ruben Amaro, R (1, 6) OBP: 0.314, SLG: 0.276			SH1-3 1-2		BB 1B 2B 1B	5-3			HR 1-H 3-H	3	2	2	3	0	0	0
Fritz Peterson, S (1, 1) OBP: 0.227, SLG: 0.154			K		BB 2B 1B 1-2		4-3		1B SF7 1B	3	1	1	0	0	1	1
Dooley Womack, L (8, 1) OBP: 0.375, SLG: 0.375										1	1	1	0	0	0	0
Inning Stats	R: 0 E: 0 K: 2 S: 7 H: 0 LOB: 0 BB: 0 P: 7	R: 0 E: 0 K: 1 S: 5 H: 0 LOB: 0 BB: 0 P: 5	R: 0 E: 0 K: 1 S: 6 H: 1 LOB: 1 BB: 0 P: 6	R: 0 E: 0 K: 2 S: 7 H: 0 LOB: 1 BB: 1 P: 11	R: 4 E: 0 K: 1 S: 9 H: 4 LOB: 2 BB: 2 P: 17	R: 0 E: 0 K: 0 S: 3 H: 0 LOB: 0 BB: 0 P: 3	R: 0 E: 0 K: 1 S: 5 H: 0 LOB: 0 BB: 0 P: 5	R: 0 E: 0 K: 0 S: 3 H: 0 LOB: 0 BB: 0 P: 3	R: 4 E: 0 K: 0 S: 8 H: 5 LOB: 1 BB: 0 P: 8	1B: 7 2B: 2 3B: 0 HR: 1 SF: 1 SAC: 1 DP: 0 HBP: 0	WP: 0 PB: 0 SB: 0 CS: 0 PA: 40					

PITCHER	IP	WLS	BF	H	R	ER	SO	BB	IBB	HBP	BLK	WP	HR	S	P	ERA	WHIP
Phil Ortega, R (1, 1) ERA: 3.16	4.2	L	22	5	4	4	7	3	0	0	0	0	0	33	45	7.71	1.714
Casey Cox, R (5, 1) ERA: 3.2	0.1		1	0	0	0	0	0	0	0	0	0	0	1	1	0.00	0.000
Dick Nold, R (6, 1) ERA: 3.86	2.0		6	0	0	0	1	0	0	0	0	0	0	8	8	0.00	0.000
Frank Bertaina, L (8, 1) ERA: 3.72	2.0		11	5	4	4	0	0	0	0	0	0	1	11	11	18.00	2.500

PITCHER	IP	WLS	BF	H	R	ER	SO	BB	IBB	HBP	BLK	WP	HR	S	P	ERA	WHIP

TOP

New York Yankees @ Washington Senators

D.C. Stadium, Washington, DC

Sun Aug 27 1967, 3:33 AM EDT
Att. 10,341 - Unknown

livebaseballscorecards.com

AB	35
R	8
H	10
RBI	8
BB	3
SO	8
LOB	8

Batter	1	2	3	4	5	6	7	8	9	AB	R	H	RBI	BB	SO	LOB
Tim Cullen, R (1, 4) OBP: 0.323, SLG: 0.280	2B 1B		6-3		1B			FC5-4 1B 1-4-3 1B		4	1	3	0	0	0	0
Ken McMullen, R (1, 5) OBP: 0.300, SLG: 0.388	F8		L4		F9			FC5-4 1-2 1B		4	0	1	0	0	0	2
Frank Howard, R (1, 7) OBP: 0.336, SLG: 0.524 Ed Stroud, L (8, PR) OBP: 0.313, SLG: 0.292 (9, 8)	F8		HR			6-3		FC5-4 1-4-3 S 1-2f 2-3		4 0	1 0	1 0	1 0	0 0	0 0	3 0
Cap Peterson, R (1, 9) OBP: 0.304, SLG: 0.351	1-3 2B		6-3			FC6-4 1B		1-4-3 1-3 3-H		4	0	2	1	0	0	1
Hank Allen, R (1, 8) OBP: 0.285, SLG: 0.337 (9, 7)	5-3			CS BB		F9		K		3	0	0	0	1	1	5
Paul Casanova, R (1, 2) OBP: 0.269, SLG: 0.345		F8		F9		FC6-4 1-2f			4-3	4	0	0	0	0	0	2
Mike Epstein, L (1, 3) OBP: 0.338, SLG: 0.390		K		K 1-2			3-1		F7	4	0	0	0	0	2	1
Ed Brinkman, R (1, 6) OBP: 0.239, SLG: 0.230		2B			G4-6-3 1B		4-3		K	4	0	2	0	0	1	0
Phil Ortega, R (1, 1) OBP: 0.136, SLG: 0.056 Casey Cox, R (5, 1) Bob Saverine, S (5, PH) OBP: 0.293, SLG: 0.301 Dick Nold, R (6, 1) Fred Valentine, S (7, PH) OBP: 0.332, SLG: 0.341 Frank Bertaina, L (8, 1) OBP: 0.069, SLG: 0.069		4-3			G4-6-3 1-2f		F6			1 0 1 0 1 0	0 0 0 0 0 0	0 0 0 0 0 0	0 0 0 0 0 0	0 0 0 0 0 0	0 0 0 0 0 0	1 0 1 0 0 0
Inning Stats	R: 0 H: 2 E: 0 LOB: 2 K: 0 BB: 0 S: 5 P: 5	R: 0 H: 1 E: 0 LOB: 1 K: 1 BB: 0 S: 6 P: 6	R: 1 H: 1 E: 0 LOB: 0 K: 0 BB: 0 S: 4 P: 4	R: 0 H: 0 E: 0 LOB: 0 K: 1 BB: 1 S: 4 P: 8	R: 0 H: 2 E: 0 LOB: 1 K: 0 BB: 0 S: 4 P: 4	R: 0 H: 1 E: 0 LOB: 1 K: 0 BB: 0 S: 4 P: 4	R: 0 H: 0 E: 0 LOB: 0 K: 0 BB: 0 S: 3 P: 3	R: 1 H: 2 E: 0 LOB: 2 K: 1 BB: 0 S: 7 P: 7	R: 0 H: 0 E: 0 LOB: 0 K: 1 BB: 0 S: 5 P: 5	1B: 6 2B: 2 3B: 0 HR: 1	SF: 0 SAC: 0 DP: 1 HBP: 0			WP: 0 PB: 0 SB: 1 CS: 1	PA: 35		

PITCHER		IP	WLS	BF	H	R	ER	SO	BB	IBB	HBP	BLK	WP	HR	S	P	ERA	WHIP
Fritz Peterson, L ERA: 3.78	(1, 1)	7.0	W	29	9	2	2	2	1	0	0	0	0	1	32	36	2.57	1.429
Dooley Womack, R ERA: 2.85	(8, 1)	2.0	S	6	0	0	0	2	0	0	0	0	0	0	10	10	0.00	0.000

PITCHER	IP	WLS	BF	H	R	ER	SO	BB	IBB	HBP	BLK	WP	HR	S	P	ERA	WHIP

BOTTOM

New York Yankees @ Washington Senators

D.C. Stadium, Washington, DC

Sun Aug 27 1967, 3:33 AM EDT

Att. 10,341 - Unknown

livebaseballscorecards.com

AB	34
R	2
H	9
RBI	2
BB	1
SO	4
LOB	16

Batter	1	2	3	4	5	6	7	8	9	AB	R	H	RBI	BB	SO	LOB
Don Buford, S (1, 5) OBP: 0.314, SLG: 0.305	HR	K			PO 3B			4-3		4	1	2	1	0	1	1
Wayne Causey, L (1, 4) OBP: 0.312, SLG: 0.305	F9		F3		PO 3-H	6-3		BBBB 4-0 G5-4-3 BB		3	0	0	0	1	0	0
Pete Ward, L (1, 7) OBP: 0.353, SLG: 0.411 Tom McCraw, L (6, 3) OBP: 0.277, SLG: 0.359	BB 1B		G3			F5		G5-4-3 1-2f		3 1	0 0	1 0	0 0	0 0	0 0	0 1
Ken Boyer, R (1, 3) OBP: 0.345, SLG: 0.382 Tommie Agee, R (6, PR) OBP: 0.299, SLG: 0.367 (6, 8)	K		F8			1B 1B			1B K2-4-5-2 1B	3 1	0 0	1 1	0 0	0 0	1 0	1 0
Rocky Colavito, R (1, 9) OBP: 0.341, SLG: 0.364	BBBB 4-0 1-2 BB			4-3		FC6-4 1-3 1B			F8	3	0	1	0	1	0	1
Ken Berry, R (1, 8) OBP: 0.310, SLG: 0.328 (6, 7)	1-3			4-3		FC6-4 1-2f			1-3 1B	4	0	1	0	0	0	4
Duane Josephson, R (1, 2) OBP: 0.319, SLG: 0.376		1B		K			F9		K2-4-5-2 3-3	4	0	1	0	0	2	2
Ron Hansen, R (1, 6) OBP: 0.304, SLG: 0.309		F2			6-3		F9			3	0	0	0	0	0	1
Joe Horlen, R (1, 1) OBP: 0.143, SLG: 0.148 Smoky Burgess, L (7, PH) OBP: 0.288, SLG: 0.255 Hoyt Wilhelm, R (7, 1) OBP: 0.083, SLG: 0.083		F8			F8		F5			2 1 0	0 0 0	0 0 0	0 0 0	0 0 0	0 0 0	1 0 0
Inning Stats	R: 1 E: 0 K: 1 S: 7 H: 2 LOB: 2 BB: 1 P: 11	R: 0 E: 0 K: 1 S: 6 H: 1 LOB: 1 BB: 0 P: 6	R: 0 E: 0 K: 0 S: 3 H: 0 LOB: 0 BB: 0 P: 3	R: 0 E: 0 K: 1 S: 5 H: 0 LOB: 0 BB: 0 P: 5	R: 0 E: 0 K: 0 S: 3 H: 1 LOB: 0 BB: 0 P: 3	R: 0 E: 0 K: 0 S: 5 H: 2 LOB: 2 BB: 0 P: 5	R: 0 E: 0 K: 0 S: 3 H: 0 LOB: 0 BB: 0 P: 3	R: 0 E: 0 K: 0 S: 2 H: 0 LOB: 0 BB: 1 P: 6	R: 0 E: 0 K: 1 S: 6 H: 2 LOB: 2 BB: 0 P: 6	1B: 6 2B: 1 3B: 1 HR: 1 SF: 0 SAC: 0 DP: 2 HBP: 0						

PITCHER	IP	WLS	BF	H	R	ER	SO	BB	IBB	HBP	BLK	WP	HR	S	P	ERA	WHIP
Bob Priddy, R (1, 1) ERA: 3.46	8.1	W	33	8	1	1	3	2	0	0	0	0	1	37	45	1.08	1.200
Dave Baldwin, R (9, 1) ERA: 1.69	0.2	S	1	0	0	0	1	0	0	0	0	0	0	3	3	0.00	0.000

PITCHER	IP	WLS	BF	H	R	ER	SO	BB	IBB	HBP	BLK	WP	HR	S	P	ERA	WHIP

TOP

Chicago White Sox @ Washington Senators

D.C. Stadium, Washington, DC

Mon Aug 28 1967, 7:05 PM EDT

Att. 5,875 - Unknown

livebaseballscorecards.com

AB	32
R	1
H	8
RBI	1
BB	2
SO	4
LOB	12

WP: 0 PB: 0 SB: 0 CS: 0 PA: 35

Batter	1	2	3	4	5	6	7	8	9	AB	R	H	RBI	BB	SO	LOB
Bob Saverine, S (1, 4) OBP: 0.296, SLG: 0.301 Ed Brinkman, R (8, 6) OBP: 0.239, SLG: 0.230	BBBB 4-0 G3 BB		x 0-0 1B		SSS 0-3 ③ K		x 0-0 ③ 5-3			3 0 1 0 1 1 1 0 0 0 0 0 0 0						
Ed Stroud, L (1, 8) OBP: 0.312, SLG: 0.291	x 0-0 ① G3 1-2		x 0-0 ① F8			x 0-0 1B		SSS 0-3 ① K		4 0 1 0 0 1 2						
Ken McMullen, R (1, 5) OBP: 0.299, SLG: 0.393	x 0-0 ② 6-3		x 0-0 ② F9			x 0-0 1-H HR		SSS 0-3 ② K		4 1 1 2 0 1 2						
Fred Valentine, S (1, 9) OBP: 0.329, SLG: 0.337	x 0-0 ③ 4-3		x 0-0 ③ G3			SSS 0-3 ① K		x 0-0 ③ F9		4 0 0 0 0 1 2						
Mike Epstein, L (1, 3) OBP: 0.335, SLG: 0.385		x 0-0 ① 4-3		x 0-0 ① F6		x 0-0 ② F7				3 0 0 0 0 0 0						
Hank Allen, R (1, 7) OBP: 0.286, SLG: 0.336		x 0-0 FC6-4 1B 1B		x 0-0 ② F7		x 0-0 ③ F5				3 0 1 0 0 0 0						
Paul Casanova, R (1, 2) OBP: 0.270, SLG: 0.345		x 0-0 FC6-4 1-2 1B		x 0-0 ③ L1			x 0-0 ① F8			3 0 1 0 0 0 0						
Tim Cullen, R (1, 6) OBP: 0.323, SLG: 0.278 (8, 4)		x 0-0 ② FC6-4 1-2f 2-3			x 0-0 ① 6-3		BBBB 4-0 BB			2 0 0 0 1 0 2						
Bob Priddy, R (1, 1) OBP: 0.250, SLG: 0.118 Dave Baldwin, R (9, 1)		x 0-0 ③ 1-3			SSS 0-3 ② K		SSS 0-3 ② K			3 0 0 0 0 2 3 0 0 0 0 0 0 0						
Inning Stats	R: 0 E: 0 K: 0 S: 3 H: 0 LOB: 1 BB: 1 P: 7	R: 0 E: 0 K: 0 S: 5 H: 2 LOB: 2 BB: 0 P: 5	R: 0 E: 0 K: 0 S: 4 H: 1 LOB: 1 BB: 0 P: 4	R: 0 E: 0 K: 0 S: 3 H: 0 LOB: 0 BB: 0 P: 3	R: 0 E: 0 K: 2 S: 7 H: 0 LOB: 0 BB: 0 P: 7	R: 2 E: 0 K: 1 S: 7 H: 2 LOB: 0 BB: 0 P: 7	R: 0 E: 0 K: 1 S: 5 H: 0 LOB: 1 BB: 1 P: 9	R: 0 E: 0 K: 2 S: 7 H: 0 LOB: 0 BB: 0 P: 7		1B: 4 2B: 0 3B: 0 HR: 1 SF: 0 SAC: 0 DP: 0 HBP: 0						

PITCHER	IP	WLS	BF	H	R	ER	SO	BB	IBB	HBP	BLK	WP	HR	S	P	ERA	WHIP
Joe Horlen, R (1, 1) ERA: 2.46	6.0	L	24	5	2	2	3	1	0	0	0	0	1	29	33	3.00	1.000
Hoyt Wilhelm, R (7, 1) ERA: 1.19	2.0		7	0	0	0	3	1	0	0	0	0	0	12	16	0.00	0.500

PITCHER	IP	WLS	BF	H	R	ER	SO	BB	IBB	HBP	BLK	WP	HR	S	P	ERA	WHIP

BOTTOM

Chicago White Sox @ Washington Senators

D.C. Stadium, Washington, DC

Mon Aug 28 1967, 7:05 PM EDT

Att. 5,875 - Unknown

livebaseballscorecards.com

AB	29
R	1
H	5
RBI	2
BB	2
SO	6
LOB	12

Chicago White Sox @ Washington Senators

D.C. Stadium, Washington, DC

Tue Aug 29 1967, 7:05 PM EDT

Att. 7,982 - Unknown

livebaseballscorecards.com

TOP

Batter	1	2	3	4	5	6	7	8	9	AB	R	H	RBI	BB	SO	LOB
Don Buford, S (1, 5) OBP: 0.313, SLG: 0.305	4-3		1B 1B		4-3			4-3		4	0	1	0	0	0	0
Wayne Causey, L (1, 4) OBP: 0.314, SLG: 0.308	K		1-3 1B			FC3-6 1B		F9		4	0	2	0	0	1	0
Pete Ward, L (1, 7) OBP: 0.352, SLG: 0.410	FC5-4 1B		F2			FC3-6 G5-3 1B 1-2f			F8	4	0	1	0	0	0	3
Ken Boyer, R (1, 3) OBP: 0.344, SLG: 0.380	FC5-4 1-2f			F7		1-2 1B			F9	4	0	1	0	0	0	1
Rocky Colavito, R (1, 9) OBP: 0.340, SLG: 0.361		L5		BBBB 4-3 BB		G5-3 2-3f			5-3	3	0	0	0	1	0	2
Ken Berry, R (1, 8) OBP: 0.308, SLG: 0.325		F7		4-3 1-2			1-3			3	0	0	0	0	0	1
Duane Josephson, R (1, 2) OBP: 0.310, SLG: 0.366		F8		SSS K			F7			3	0	0	0	0	1	1
Ron Hansen, R (1, 6) OBP: 0.302, SLG: 0.307			5-3		5-3		5-3			3	0	0	0	0	0	0
Tommy John, R (1, 1)			SSS K		5-3			SSS K		1	0	0	0	0	1	0
Walt Williams, R (5, PH) OBP: 0.295, SLG: 0.362										1	0	0	0	0	0	0
Don McMahon, R (5, 1) OBP: 0.182, SLG: 0.182										0	0	0	0	0	0	0
Smoky Burgess, L (8, PH) OBP: 0.283, SLG: 0.250										1	0	0	0	0	1	0
Bob Locker, S (8, 1)										0	0	0	0	0	0	0

	AB	31
	R	0
	H	5
	RBI	0
	BB	1
	SO	4
	LOB	8

Inning Stats										
	R: 0 E: 0 K: 1 S: 6	H: 1 LOB: 1 BB: 0 P: 6	R: 0 E: 0 K: 0 S: 3	H: 0 LOB: 0 BB: 0 P: 3	R: 0 E: 0 K: 1 S: 7	H: 2 LOB: 2 BB: 0 P: 7	R: 0 E: 0 K: 1 S: 5	H: 0 LOB: 1 BB: 1 P: 9	R: 0 E: 0 K: 0 S: 3	H: 0 LOB: 0 BB: 0 P: 3
	R: 0 E: 0 K: 0 S: 4	H: 2 LOB: 1 BB: 0 P: 4	R: 0 E: 0 K: 0 S: 3	H: 0 LOB: 0 BB: 0 P: 3	R: 0 E: 0 K: 1 S: 5	H: 0 LOB: 0 BB: 0 P: 5	R: 0 E: 0 K: 0 S: 3	H: 0 LOB: 0 BB: 0 P: 3	1B: 5 2B: 0 3B: 0 HR: 0	SF: 0 SAC: 0 DP: 1 HBP: 0
	WP: 0 PB: 0 SB: 0 CS: 0	PA: 32								

PITCHER		IP	WLS	BF	H	R	ER	SO	BB	IBB	HBP	BLK	WP	HR	S	P	ERA	WHIP
Dick Bosman, R	(1, 1)	9.0	W	32	5	0	0	4	1	0	0	0	0	0	39	43	0.00	0.667
ERA:																		

PITCHER	IP	WLS	BF	H	R	ER	SO	BB	IBB	HBP	BLK	WP	HR	S	P	ERA	WHIP

Batter	1	2	3	4	5	6	7	8	9	AB	R	H	RBI	BB	SO	LOB
Tim Cullen, R (1, 4) OBP: 0.322, SLG: 0.277	F8			BB, 1B	4-3		F9			4	1	1	0	0	0	1
Ken McMullen, R (1, 5) OBP: 0.299, SLG: 0.390	6-3			1-2: 1B, BB	K			F9		3	1	0	0	1	1	0
Frank Howard, R (1, 7) OBP: 0.335, SLG: 0.521 Ed Stroud, L (9, 8) OBP: 0.312, SLG: 0.291	K			4-3: 1B 1-3, 2-H: 1B	K			F2		4 0	1 0	1 0	1 0	0 0	2 0	0 0
Cap Peterson, R (1, 9) OBP: 0.303, SLG: 0.350		F8		1B: 4-3 1-2, 3-H: 1B		5-3		3-1		4	0	1	1	0	0	0
Hank Allen, R (1, 8) OBP: 0.282, SLG: 0.332 (9, 7)		3-1		4-3 1-2, 2-3		F9				3	0	0	0	0	0	2
Paul Casanova, R (1, 2) OBP: 0.270, SLG: 0.343		6-3		1B: IBB		F4				2	0	0	0	1	0	0
Mike Epstein, L (1, 3) OBP: 0.331, SLG: 0.380		K	K				4-3			3	0	0	0	0	2	3
Ed Brinkman, R (1, 6) OBP: 0.246, SLG: 0.235		B2-6-4		1-2, 2-3, 3-H: 1B			1B			2	0	2	1	1	0	0
Dick Bosman, R (1, 1)		B2-6-4 1-2f		1-3			K			3	0	0	0	0	1	5
Inning Stats	R: 0 E: 0 K: 1 S: 5 H: 0 LOB: 0 BB: 0 P: 5	R: 0 E: 0 K: 0 S: 3 H: 0 LOB: 0 BB: 0 P: 3	R: 0 E: 0 K: 1 S: 4 H: 0 LOB: 0 BB: 1 P: 8	R: 3 E: 0 K: 1 S: 9 H: 4 LOB: 3 BB: 2 P: 17	R: 0 E: 0 K: 2 S: 7 H: 0 LOB: 0 BB: 0 P: 7	R: 0 E: 0 K: 0 S: 3 H: 0 LOB: 0 BB: 0 P: 3	R: 0 E: 0 K: 1 S: 6 H: 1 LOB: 1 BB: 0 P: 6	R: 0 E: 0 K: 0 S: 3 H: 0 LOB: 0 BB: 0 P: 3		1B: 5 2B: 0 3B: 0 HR: 0 SF: 0 SAC: 0 DP: 1 HBP: 0						

PITCHER		IP	WLS	BF	H	R	ER	SO	BB	IBB	HBP	BLK	WP	HR	S	P	ERA	WHIP
Tommy John, L ERA: 2.33	(1, 1)	4.0	L	18	4	3	3	3	2	1	0	0	0	0	21	33	6.75	1.500
Don McMahon, R ERA: 1.94	(5, 1)	3.0		10	1	0	0	3	0	0	0	0	0	0	16	16	0.00	0.333
Bob Locker, R ERA: 2.14	(8, 1)	1.0		3	0	0	0	0	0	0	0	0	0	0	3	3	0.00	0.000

PITCHER	IP	WLS	BF	H	R	ER	SO	BB	IBB	HBP	BLK	WP	HR	S	P	ERA	WHIP

BOTTOM

Chicago White Sox @ Washington Senators

D.C. Stadium, Washington, DC

Tue Aug 29 1967, 7:05 PM EDT

Att. 7,982 - Unknown

livebaseballscorecards.com

AB	28
R	3
H	5
RBI	3
BB	3
SO	6
LOB	11

WP: 0 PA: 31
PB: 0
SB: 0
CS: 0

Batter	1	2	3	4	5	6	7	8	9	AB	R	H	RBI	BB	SO	LOB
Tommie Agee, R (1, 8) OBP: 0.303, SLG: 0.373	FC4-6 4-3 1B 1B		3B 1B		F3		1-3 3-H 2B			4	2	3	1	0	0	0
Don Buford, S (1, 5) (8, 4) OBP: 0.317, SLG: 0.312	1-2 FC4-6 1B		1-H 1B 3B			6-3	4-0 IBB			3	1	2	1	1	0	0
Tom McCraw, L (1, 3) OBP: 0.277, SLG: 0.358	FC4-6 4-3 1-2f 2-3		3-H CS 1B			S S S 0-3 K	S S S 0-3 K			4	0	1	1	0	2	5
Pete Ward, L (1, 7) (8, 5) OBP: 0.349, SLG: 0.405	4-3 1-2 3-H		1-2 F2			F7		F7		4	0	0	1	0	0	2
Wayne Causey, L (1, 4) OBP: 0.313, SLG: 0.307 Walt Williams, R (8, 7) OBP: 0.295, SLG: 0.362	1-3			L6			SH HBP SF9 1B	6-3		4 0	1 0	1 0	0 0	0 0	0 0	1 0
Ken Berry, R (1, 9) OBP: 0.307, SLG: 0.323		F7		F5			1-0 SF9 SH 1-2 2B HBP	G3		3	1	0	0	0	0	0
Duane Josephson, R (1, 2) OBP: 0.303, SLG: 0.357		F3		4-3			SH 2B 1-2 2-3		6-3	3	0	0	0	0	0	0
Ron Hansen, R (1, 6) OBP: 0.299, SLG: 0.304		F8			6-3		SF9 2-3 3-H		F8	3	0	0	1	0	0	0
Fred Klages, R (1, 1)			S S S K		S S S K		S S S K		4-3	2	0	0	0	0	2	0
Ken Boyer, R (7, PH) OBP: 0.343, SLG: 0.378										1	0	0	0	0	1	2
Bob Locker, S (7, 1)										1	0	0	0	0	0	0
Inning Stats	R: 1 H: 2 E: 0 LOB: 1 K: 0 BB: 0 S: 5 P: 5	R: 0 H: 0 E: 0 LOB: 0 K: 0 BB: 0 S: 3 P: 3	R: 2 H: 3 E: 0 LOB: 0 K: 1 BB: 0 S: 7 P: 7	R: 0 H: 0 E: 0 LOB: 0 K: 0 BB: 0 S: 3 P: 3	R: 0 H: 0 E: 0 LOB: 0 K: 1 BB: 0 S: 5 P: 5	R: 0 H: 0 E: 0 LOB: 0 K: 1 BB: 0 S: 5 P: 5	R: 2 H: 2 E: 1 LOB: 3 K: 2 BB: 1 S: 10 P: 15	R: 0 H: 0 E: 0 LOB: 0 K: 0 BB: 0 S: 3 P: 3	R: 0 H: 0 E: 0 LOB: 0 K: 0 BB: 0 S: 3 P: 3	1B: 5 SF: 1 2B: 1 SAC: 1 3B: 1 DP: 0 HR: 0 HBP: 1						

PITCHER		IP	WLS	BF	H	R	ER	SO	BB	IBB	HBP	BLK	WP	HR	S	P	ERA	WHIP
Camilo Pascual, R ERA: 3.43	(1, 1)	3.0	L	13	5	3	3	1	0	0	0	0	0	0	15	15	9.00	1.667
Dick Nold, R ERA: 3.29	(4, 1)	2.0		6	0	0	0	1	0	0	0	0	0	0	8	8	0.00	0.000
Darold Knowles, L ERA: 2.51	(6, 1)	2.0		11	2	2	1	3	0	1	1	0	0	0	15	20	4.50	1.000
Casey Cox, R ERA: 3.09	(8, 1)	2.0		6	0	0	0	0	0	0	0	0	0	0	6	6	0.00	0.000

PITCHER	IP	WLS	BF	H	R	ER	SO	BB	IBB	HBP	BLK	WP	HR	S	P	ERA	WHIP

TOP

Chicago White Sox @ Washington Senators

D.C. Stadium, Washington, DC

Wed Aug 30 1967, 7:05 PM EDT

Att. 9,492 - Unknown

livebaseballscorecards.com

AB	32
R	5
H	7
RBI	5
BB	1
SO	5
LOB	10

WP: 0 PA: 36
PB: 0
SB: 0
CS: 1

Batter	1	2	3	4	5	6	7	8	9	AB	R	H	RBI	BB	SO	LOB
Bob Saverine, S (1, 4) OBP: 0.296, SLG: 0.300	6-3		G4-6-3, 1B 1-3		FC4 1-2f			4-3		4	0	1	0	0	0	1
Ed Stroud, L (1, 8) OBP: 0.315, SLG: 0.302	BB B B B B		G4-6-3 1-2f			F9		3B		3	0	1	0	1	0	2
Ken McMullen, R (1, 5) OBP: 0.297, SLG: 0.387	5-3-6 1-			F3		F7		6-3 3-H		4	0	0	1	0	0	1
Cap Peterson, R (1, 9) OBP: 0.300, SLG: 0.346		6-3		6-3		5-3		5-3		4	0	0	0	0	0	0
Mike Epstein, L (1, 3) OBP: 0.333, SLG: 0.382		F8		1B			FC6-4, 1B		F7	4	0	2	0	0	0	0
Hank Allen, R (1, 7) OBP: 0.281, SLG: 0.330		1B		4-3			K		K	4	0	1	0	0	2	2
Paul Casanova, R (1, 2) OBP: 0.268, SLG: 0.340		6-3			F8		FC6-4, 1B 1-2f		E6	4	0	0	0	0	0	2
Tim Cullen, R (1, 6) OBP: 0.322, SLG: 0.277			F9		F5		1B 1-2		4-3	4	0	1	0	0	0	1
Camilo Pascual, R (1, 1) OBP: 0.216, SLG: 0.149 Bernie Allen, L (3, PH) OBP: 0.251, SLG: 0.265 Dick Nold, R (4, 1) Fred Valentine, S (5, PH) OBP: 0.330, SLG: 0.339 Darold Knowles, L (6, 1) OBP: 0.071, SLG: 0.071 Dick Nen, L (7, PH) OBP: 0.300, SLG: 0.352 Casey Cox, R (8, 1)			1B		FC4 1B		K			0 1 0 1 0 0 1 0	0 0 0 0 0 0 0 0	0 1 0 1 0 0 0 0	0 0 0 0 0 0 1 0	0 0 0 0 0 0 0 0	0 0 0 0 0 0 1 0	0 0 0 0 0 0 2 0
Inning Stats	R: 0 E: 0 K: 0 S: 2 H: 0 LOB: 0 BB: 1 P: 6	R: 0 E: 0 K: 0 S: 4 H: 1 LOB: 1 BB: 0 P: 4	R: 0 E: 0 K: 0 S: 4 H: 2 LOB: 1 BB: 0 P: 4	R: 0 E: 0 K: 0 S: 4 H: 1 LOB: 1 BB: 0 P: 4	R: 0 E: 0 K: 0 S: 4 H: 1 LOB: 1 BB: 0 P: 4	R: 0 E: 0 K: 0 S: 3 H: 0 LOB: 0 BB: 0 P: 3	R: 0 E: 0 K: 2 S: 9 H: 2 LOB: 2 BB: 0 P: 9	R: 1 E: 0 K: 0 S: 4 H: 1 LOB: 0 BB: 0 P: 4	R: 0 E: 1 K: 1 S: 6 H: 0 LOB: 1 BB: 0 P: 6	1B: 7 2B: 1 3B: 1 HR: 0	SF: 0 SAC: 0 DP: 2 HBP: 0			WP: 0 PB: 0 SB: 0 CS: 0	PA: 35		

PITCHER		IP	WLS	BF	H	R	ER	SO	BB	IBB	HBP	BLK	WP	HR	S	P	ERA	WHIP
Fred Klages, R ERA: 3.08	(1, 1)	6.0	W	22	5	0	0	0	1	0	0	0	0	0	21	25	0.00	1.000
Bob Locker, R ERA: 2.17	(7, 1)	3.0	S	13	3	1	1	3	0	0	0	0	0	0	19	19	3.00	1.000

PITCHER	IP	WLS	BF	H	R	ER	SO	BB	IBB	HBP	BLK	WP	HR	S	P	ERA	WHIP

BOTTOM

Chicago White Sox @ Washington Senators

D.C. Stadium, Washington, DC

Wed Aug 30 1967, 7:05 PM EDT

Att. 9,492 - Unknown

livebaseballscorecards.com

AB	34
R	0
H	8
RBI	1
BB	1
SO	3
LOB	11

Batter	1	2	3	4	5	6	7	8	9	AB	R	H	RBI	BB	SO	LOB
Tim Cullen, R (1, 4) OBP: 0.320, SLG: 0.279	6-3		WP, 2-3, 3-H, 2B		F2		6-3		F7	5	0	1	1	0	0	0
Ken McMullen, R (1, 5) OBP: 0.296, SLG: 0.385	1-3		L4		F8		F5		FC6-4, 1B	5	0	1	0	0	0	2
Frank Howard, R (1, 7) OBP: 0.337, SLG: 0.520	K		K, 2-3, 3-H		BB			FC1-5, HBP, 1B	K	3	0	1	0	1	2	1
Ed Stroud, L (8, PR) (8, 8) OBP: 0.314, SLG: 0.301										1	0	0	0	0	1	1
Cap Peterson, R (1, 9) OBP: 0.301, SLG: 0.345		F8		E, SF9, 1B	F8			1-0, FC1-5, 1-2, 2B, HBP	FC6-4, 1-2f	4	2	1	0	0	0	2
Hank Allen, R (1, 8) (8, 7) OBP: 0.277, SLG: 0.324		1-3		F8		6-3		FC1-5, 1-2, 2-3f, 2B, 1B		4	1	0	0	0	0	3
Paul Casanova, R (1, 2) OBP: 0.272, SLG: 0.346		F8		E7, SF9, 1-3, 1B		1B		1-3, 2-H, 1B, 2B		4	1	3	1	0	0	0
Mike Epstein, L (1, 3) OBP: 0.336, SLG: 0.380			SH2-4, BB, 2B, BB	SF9, 2-3, 3-H	L4			1B, IBB		1	1	0	1	2	0	1
Ed Brinkman, R (1, 6) OBP: 0.252, SLG: 0.237			2B, SH2-4, 1-2, WP, BB	BB	K			1-3, 2-H, 3-H, 1B		2	1	1	2	2	1	1
Frank Bertaina, L (1, 1) OBP: 0.063, SLG: 0.063			SH2-4, 1-2, 2-3	4-3			K	K		3	0	0	0	0	2	4
Inning Stats	R: 0 E: 0 K: 1 S: 5 H: 0 LOB: 0 BB: 0 P: 5	R: 0 E: 0 K: 0 S: 3 H: 0 LOB: 0 BB: 0 P: 3	R: 2 E: 0 K: 1 S: 6 H: 1 LOB: 1 BB: 2 P: 14	R: 1 E: 1 K: 0 S: 5 H: 2 LOB: 2 BB: 1 P: 9	R: 0 E: 0 K: 0 S: 3 H: 0 LOB: 1 BB: 1 P: 7	R: 0 E: 0 K: 1 S: 6 H: 1 LOB: 1 BB: 0 P: 6	R: 0 E: 0 K: 1 S: 5 H: 0 LOB: 0 BB: 0 P: 5	R: 3 E: 0 K: 1 S: 7 H: 3 LOB: 2 BB: 1 P: 12	R: 0 E: 0 K: 1 S: 6 H: 1 LOB: 1 BB: 0 P: 6	1B: 6 2B: 2 3B: 0 HR: 0 SF: 1 SAC: 1 DP: 0 HBP: 1							

TOP

Washington Senators @ New York Yankees

Yankee Stadium, Bronx, NY

Thu Aug 31 1967, 3:33 AM EDT

Att. 5,449 - Unknown

livebaseballscorecards.com

AB	32
R	6
H	8
RBI	5
BB	5
SO	6
LOB	15

WP: 1 PB: 0 SB: 0 CS: 0 PA: 40

PITCHER		IP	WLS	BF	H	R	ER	SO	BB	IBB	HBP	BLK	WP	HR	S	P	ERA	WHIP
Steve Barber, L ERA: 3.84	(1, 1)	6.0	L	26	4	3	3	3	4	0	0	0	1	0	28	44	4.50	1.333
Thad Tillotson, R ERA: 4.24	(7, 1)	2.0		10	3	3	3	2	0	1	1	0	0	0	12	17	13.50	1.500
Steve Hamilton, L ERA: 3.79	(9, 1)	1.0		4	1	0	0	1	0	0	0	0	0	0	6	6	0.00	1.000

PITCHER	IP	WLS	BF	H	R	ER	SO	BB	IBB	HBP	BLK	WP	HR	S	P	ERA	WHIP

Batter	1	2	3	4	5	6	7	8	9	AB	R	H	RBI	BB	SO	LOB
Bill Robinson, R (1, 8) OBP: 0.265, SLG: 0.289	F2		6-3			F4			F6	4	0	0	0	0	0	0
Tom Tresh, S (1, 7) OBP: 0.293, SLG: 0.358	1-3			6-3		F6			WP, BB	3	0	0	0	1	0	0
Mickey Mantle, S (1, 3) OBP: 0.396, SLG: 0.445	FC4-6, 1B			K			E4, G5-4-3, 1B		F5, 1-2	4	0	1	0	0	1	1
Steve Whitaker, L (1, 9) OBP: 0.305, SLG: 0.408	FC4-6, 1-2f			F7			G5-4-3, 1-2, 1B		3-1	4	0	1	0	0	0	2
Charley Smith, R (1, 5) OBP: 0.295, SLG: 0.367		F8			F4		G5-4-3, 1-2f, 2-3			3	0	0	0	0	0	2
Bob Tillman, R (1, 2) OBP: 0.301, SLG: 0.339		5-3			BB, 1B		K			3	0	1	0	0	1	1
Ruben Amaro, R (1, 6) OBP: 0.312, SLG: 0.274		K			L4-3, 1-2, BB				F9	2	0	0	0	1	1	0
John Kennedy, R (1, 4) OBP: 0.280, SLG: 0.252			G3		L4-3, 1-2				K	3	0	0	0	0	1	2
Steve Barber, L (1, 1) OBP: 0.167, SLG: 0.196			K			F9			K	1	0	0	0	0	1	0
Roy White, S (6, PH) OBP: 0.278, SLG: 0.276										1	0	0	0	0	0	0
Thad Tillotson, R (7, 1) OBP: 0.167, SLG: 0.063										0	0	0	0	0	0	0
Jake Gibbs, L (8, PH) OBP: 0.298, SLG: 0.297										1	0	0	0	0	1	0
Steve Hamilton, L (9, 1) OBP: 0.111, SLG: 0.111										0	0	0	0	0	0	0
Inning Stats	R: 0 E: 0 K: 0 S: 4 H: 1 LOB: 1 BB: 0 P: 4	R: 0 E: 0 K: 1 S: 5 H: 0 LOB: 0 BB: 0 P: 5	R: 0 E: 0 K: 1 S: 5 H: 0 LOB: 0 BB: 0 P: 5	R: 0 E: 0 K: 1 S: 5 H: 0 LOB: 0 BB: 0 P: 5	R: 0 E: 0 K: 0 S: 3 H: 1 LOB: 1 BB: 1 P: 7	R: 0 E: 0 K: 0 S: 3 H: 0 LOB: 0 BB: 0 P: 3	R: 0 E: 1 K: 1 S: 6 H: 1 LOB: 1 BB: 0 P: 6	R: 0 E: 0 K: 2 S: 7 H: 0 LOB: 0 BB: 0 P: 7	R: 0 E: 0 K: 0 S: 3 H: 0 LOB: 1 BB: 1 P: 7	1B: 3 2B: 1 3B: 0 HR: 0 SF: 0 SAC: 0 DP: 2 HBP: 0						

PITCHER	IP	WLS	BF	H	R	ER	SO	BB	IBB	HBP	BLK	WP	HR	S	P	ERA	WHIP
Frank Bertaina, L (1, 1) ERA: 3.34	9.0	W	31	3	0	0	6	2	0	0	0	1	0	41	49	0.00	0.556

PITCHER	IP	WLS	BF	H	R	ER	SO	BB	IBB	HBP	BLK	WP	HR	S	P	ERA	WHIP

BOTTOM

Washington Senators @ New York Yankees

Yankee Stadium, Bronx, NY

Thu Aug 31 1967, 3:33 AM EDT

Att. 5,449 - Unknown

livebaseballscorecards.com

AB	29
R	0
H	3
RBI	0
BB	2
SO	6
LOB	8

WP: 1 PA: 31
PB: 0
SB: 0
CS: 0

Batter	1	2	3	4	5	6	7	8	9	10	11	12	AB	R	H	RBI	BB	SO	LOB
Tim Cullen, R (1, 4) OBP: 0.318, SLG: 0.276	K		BB		1-3			6-3-4-6 1-2f			F9		4	0	0	0	1	1	1
Ken McMullen, R (1, 5) OBP: 0.295, SLG: 0.383	F8		1-2 2-H 1B			F9			1-3		E8		5	0	1	1	0	0	0
Frank Howard, R (1, 7) (8, 9)	5-3		F8			F4			E5 E		F8		4	0	0	0	0	0	2
Ed Stroud, L (9, PR) (9, 8)													1	0	0	0	0	0	1
Dick Lines, R (11, 1) OBP: 0.364, SLG: 0.125													0	0	0	0	0	0	0
Cap Peterson, R (1, 9) OBP: 0.297, SLG: 0.340		4-3	4-3			F8			E6 1-3 G3-6-1			6-3	5	0	0	0	0	0	3
(8, 7)																			
(9, 9)																			
Hank Allen, R (1, 8) OBP: 0.275, SLG: 0.319		BB		4-3			F9		G3-6-1 1-2f			6-3	4	0	0	0	1	0	2
(9, 7)																			
Paul Casanova, R (1, 2) OBP: 0.271, SLG: 0.344		F4		5-3			F3			G6-4-3		K	5	0	1	0	0	1	1
Mike Epstein, L (1, 3) OBP: 0.331, SLG: 0.374		K		F7			K			K			4	0	0	0	0	3	2
Ed Brinkman, R (1, 6) OBP: 0.252, SLG: 0.237			SH1-4 1B		6-3			K		G6-4-3 1-2f			4	1	1	0	0	1	1
Phil Ortega, R (1, 1) OBP: 0.148, SLG: 0.071			SH1-4 1-2		F8			6-3-4-6			G3		2	0	1	0	0	0	0
Fred Valentine, S (11, PH) OBP: 0.329, SLG: 0.338													1	0	0	0	0	0	0
(11, 8)																			
Inning Stats	R: 0 E: 0 K: 1 S: 5 H: 0 LOB: 0 BB: 0 P: 5	R: 0 E: 0 K: 1 S: 5 H: 0 LOB: 1 BB: 1 P: 9	R: 1 E: 0 K: 0 S: 5 H: 2 LOB: 2 BB: 1 P: 9	R: 0 E: 0 K: 0 S: 3 H: 0 LOB: 0 BB: 0 P: 3	R: 0 E: 0 K: 0 S: 3 H: 0 LOB: 0 BB: 0 P: 3	R: 0 E: 0 K: 0 S: 3 H: 0 LOB: 0 BB: 0 P: 3	R: 0 E: 0 K: 1 S: 5 H: 0 LOB: 0 BB: 0 P: 5	R: 0 E: 0 K: 1 S: 5 H: 1 LOB: 0 BB: 0 P: 5	R: 0 E: 2 K: 0 S: 4 H: 0 LOB: 2 BB: 0 P: 4	R: 0 E: 0 K: 1 S: 5 H: 1 LOB: 0 BB: 0 P: 5	R: 0 E: 1 K: 0 S: 4 H: 0 LOB: 1 BB: 0 P: 4	R: 0 E: 0 K: 1 S: 5 H: 0 LOB: 0 BB: 0 P: 5						

PITCHER	IP	WLS	BF	H	R	ER	SO	BB	IBB	HBP	BLK	WP	HR	S	P	ERA	WHIP
Fritz Peterson, L (1, 1) ERA: 3.55	12.0	W	42	4	1	1	6	2	0	0	0	0	0	52	60	0.75	0.500

PITCHER	IP	WLS	BF	H	R	ER	SO	BB	IBB	HBP	BLK	WP	HR	S	P	ERA	WHIP

Washington Senators @ New York Yankees

Yankee Stadium, Bronx, NY

Fri Sep 01 1967, 7:05 PM EDT

Att. 9,361 - Unknown

TOP

livebaseballscorecards.com

AB	39
R	1
H	4
RBI	1
BB	2
SO	6
LOB	13

1B: 4	SF: 0	WP: 0	PA: 42
2B: 1	SAC: 1	PB: 0	
3B: 0	DP: 3	SB: 0	
HR: 0	HBP: 0	CS: 0	

Batter	1	2	3	4	5	6	7	8	9	10	11	12	AB	R	H	RBI	BB	SO	LOB
Horace Clarke, S (1, 4) OBP: 0.314, SLG: 0.310	3-1 1B 2B		1-3		4-3			4-3		F8			5	1	1	0	0	0	1
Jake Gibbs, L (1, 2) OBP: 0.294, SLG: 0.292	3-1 2-3		K			5-3		1-3			L1-3		5	0	0	0	0	1	1
Tom Tresh, S (1, 7) OBP: 0.292, SLG: 0.356	3-H 1B		K2-3			4-3		F2			K		5	0	1	1	0	2	0
Steve Whitaker, L (1, 9) OBP: 0.304, SLG: 0.405	F5			1B		1-3			F5		6-3		5	0	1	0	0	0	0
Charley Smith, R (1, 5) OBP: 0.294, SLG: 0.365		5-3		K			F7		6-3			G4-3 1B	5	0	1	0	0	1	1
Bill Robinson, R (1, 8) OBP: 0.267, SLG: 0.291		BB 1B 1B		F4			BB 1B		L4			G4-3 1-2f	5	0	2	0	0	0	2
Mike Hegan, L (1, 3) OBP: 0.263, SLG: 0.208		1-2 1B BB		F7			1-2 BB			K		HR	3	1	1	1	2	1	1
Ruben Amaro, R (1, 6) OBP: 0.311, SLG: 0.272 Roy White, S (7, PH) OBP: 0.276, SLG: 0.274 John Kennedy, R (8, 6) OBP: 0.284, SLG: 0.252		F9			F9		F9			1-2 FC1-6 BB			2 1 0	0 0 0	0 0 0	0 0 0	0 0 1	0 0 0	2 2 0
Fritz Peterson, S (1, 1) OBP: 0.229, SLG: 0.163		1-2 2-H 1B			4-3		F2			FC1-6 1-2f			4	0	1	0	0	0	3
Inning Stats	R: 1 H: 2 E: 0 LOB: 0 K: 0 BB: 0 S: 4 P: 4	R: 0 H: 2 E: 0 LOB: 2 K: 0 BB: 1 S: 4 P: 8	R: 0 H: 0 E: 0 LOB: 0 K: 2 BB: 0 S: 7 P: 7	R: 0 H: 1 E: 0 LOB: 1 K: 1 BB: 0 S: 6 P: 6	R: 0 H: 0 E: 0 LOB: 0 K: 0 BB: 0 S: 3 P: 3	R: 0 H: 0 E: 0 LOB: 0 K: 0 BB: 0 S: 3 P: 3	R: 0 H: 1 E: 0 LOB: 2 K: 0 BB: 1 S: 4 P: 8	R: 0 H: 0 E: 0 LOB: 0 K: 0 BB: 0 S: 3 P: 3	R: 0 H: 0 E: 0 LOB: 0 K: 0 BB: 0 S: 3 P: 3	R: 0 H: 0 E: 0 LOB: 1 K: 1 BB: 1 S: 5 P: 9	R: 0 H: 0 E: 0 LOB: 0 K: 1 BB: 0 S: 5 P: 5	R: 1 H: 2 E: 0 LOB: 0 K: 0 BB: 0 S: 3 P: 3	1B: 6 2B: 1 3B: 0 HR: 1	SF: 0 SAC: 0 DP: 1 HBP: 0			WP: 0 PB: 0 SB: 0 CS: 0	PA: 43	

PITCHER		IP	WLS	BF	H	R	ER	SO	BB	IBB	HBP	BLK	WP	HR	S	P	ERA	WHIP
Phil Ortega, R ERA: 3.04	(1, 1)	10.0		37	6	1	1	4	3	0	0	0	0	0	42	54	0.90	0.900
Dick Lines, L ERA: 3.3	(11, 1)	1.2	L	6	2	1	1	1	0	0	0	0	0	1	8	8	5.40	1.200

PITCHER	IP	WLS	BF	H	R	ER	SO	BB	IBB	HBP	BLK	WP	HR	S	P	ERA	WHIP

BOTTOM

Washington Senators @ New York Yankees

Yankee Stadium, Bronx, NY

Fri Sep 01 1967, 7:05 PM EDT

Att. 9,361 - Unknown

livebaseballscorecards.com

AB	40
R	2
H	8
RBI	2
BB	3
SO	5
LOB	13

Batter	1	2	3	4	5	6	7	8	9	AB	R	H	RBI	BB	SO	LOB
Ed Stroud, L (1, 8) OBP: 0.311, SLG: 0.298	F3		3-1			4-3			G3-6-1	4	0	1	0	0	0	1
Ken McMullen, R (1, 5) OBP: 0.296, SLG: 0.384	G4-6-3			5-3					K	4	0	2	1	0	1	1
Dick Nen, L (1, 3) OBP: 0.295, SLG: 0.345	G4-6-3			K			3-1		G3-6-1	4	0	0	0	0	1	2
Cap Peterson, R (1, 7) OBP: 0.295, SLG: 0.337		F5		5-3			K			3	0	0	0	0	1	0
Fred Valentine, S (1, 9) OBP: 0.327, SLG: 0.335		F2			6-3		1-3			3	0	0	0	0	0	0
Paul Casanova, R (1, 2) OBP: 0.272, SLG: 0.344		1B			6-3			5-3		3	0	1	0	0	0	0
Bob Saverine, S (1, 4) OBP: 0.296, SLG: 0.306		4-1			F9					3	0	1	0	0	0	1
Ed Brinkman, R (8, 6) OBP: 0.252, SLG: 0.237								2B		0	0	0	0	0	0	0
Tim Cullen, R (1, 6) (8, 4) OBP: 0.316, SLG: 0.273			F7			F7		K		3	0	0	0	0	1	1
Bob Priddy, R (1, 1) OBP: 0.261, SLG: 0.150			F5			4-3		K		3	1	1	0	0	1	1
Darold Knowles, L (8, 1) OBP: 0.071, SLG: 0.071						1B				0	0	0	0	0	0	0

TOP

Washington Senators @ New York Yankees

Yankee Stadium, Bronx, NY

Sat Sep 02 1967, 7:05 PM EDT

Att. 8,645 - Unknown

livebaseballscorecards.com

AB	30
R	1
H	6
RBI	1
BB	0
SO	5
LOB	7

Inning Stats	1	2	3	4	5	6	7	8	9
R	0	0	0	0	0	1	0	0	0
E	0	0	0	0	0	0	0	0	0
K	0	0	0	1	0	0	1	2	1
S	3	4	3	5	3	4	5	8	5
H	1	1	0	0	0	2	0	1	1
LOB	0	1	0	0	0	1	0	1	0
BB	0	0	0	0	0	0	0	0	0
P	3	4	3	5	3	4	5	8	5

| | | | | | | | |

Batter	1	2	3	4	5	6	7	8	9	AB	R	H	RBI	BB	SO	LOB
Horace Clarke, S (1, 4) OBP: 0.314, SLG: 0.309	4-3		F7			F7		E5 1B		4	0	1	0	0	0	1
Jake Gibbs, L (1, 2) OBP: 0.291, SLG: 0.288	G3			1-3		F7		K		4	0	0	0	0	1	1
Tom Tresh, S (1, 7) OBP: 0.292, SLG: 0.356	4-3			1B			1-3			3	0	1	0	0	0	0
Steve Whitaker, L (1, 9) OBP: 0.301, SLG: 0.402		F8		F5			3-1			3	0	0	0	0	0	1
Charley Smith, R (1, 5) OBP: 0.292, SLG: 0.362		F6		5-3			F7			3	0	0	0	0	0	1
Bill Robinson, R (1, 8) OBP: 0.267, SLG: 0.291		5-3			F7			E S HR 1B		3	1	1	0	0	0	0
Mike Hegan, L (1, 3) OBP: 0.264, SLG: 0.212			FC6-4 1B		K			K 1-3		3	0	1	0	0	2	1
Ruben Amaro, R (1, 6) OBP: 0.309, SLG: 0.271			F7		6-3			HR 3-H		2	0	0	0	0	0	1
Mickey Mantle, S (8, PH) OBP: 0.397, SLG: 0.454										1	1	1	2	0	0	0
John Kennedy, R (9, 6) OBP: 0.284, SLG: 0.252										0	0	0	0	0	0	0
Mel Stottlemyre, R (1, 1) OBP: 0.127, SLG: 0.101			FC6-4 1-2f			L6		K		3	0	0	0	0	1	1
Inning Stats	R: 0 E: 0 K: 0 S: 3 H: 0 LOB: 0 BB: 0 P: 3	R: 0 E: 0 K: 0 S: 3 H: 0 LOB: 0 BB: 0 P: 3	R: 0 E: 0 K: 0 S: 4 H: 1 LOB: 1 BB: 1 P: 4	R: 0 E: 0 K: 0 S: 4 H: 1 LOB: 1 BB: 0 P: 4	R: 0 E: 0 K: 1 S: 5 H: 0 LOB: 0 BB: 0 P: 5	R: 0 E: 0 K: 0 S: 3 H: 0 LOB: 0 BB: 0 P: 3	R: 0 E: 0 K: 0 S: 3 H: 0 LOB: 0 BB: 0 P: 3	R: 2 E: 1 K: 3 S: 12 H: 3 LOB: 1 BB: 0 P: 12		1B: 4 2B: 0 3B: 0 HR: 1	SF: 0 SAC: 0 DP: 0 HBP: 0						

PITCHER		IP	WLS	BF	H	R	ER	SO	BB	IBB	HBP	BLK	WP	HR	S	P	ERA	WHIP
Bob Priddy, R ERA: 3.38	(1, 1)	7.2	L	28	5	2	2	3	0	0	0	0	0	1	34	34	2.35	0.652
Darold Knowles, L ERA: 2.5	(8, 1)	0.1		1	0	0	0	1	0	0	0	0	0	0	3	3	0.00	0.000

PITCHER	IP	WLS	BF	H	R	ER	SO	BB	IBB	HBP	BLK	WP	HR	S	P	ERA	WHIP

BOTTOM

Washington Senators @ New York Yankees

Yankee Stadium, Bronx, NY

Sat Sep 02 1967, 7:05 PM EDT

Att. 8,645 - Unknown

livebaseballscorecards.com

AB	29
R	2
H	5
RBI	2
BB	0
SO	4
LOB	7

Washington Senators @ New York Yankees

Yankee Stadium, Bronx, NY

Sun Sep 03 1967, 3:33 AM EDT

Att. 14,828 - Unknown

livebaseballscorecards.com

Batter	1	2	3	4	5	6	7	8	9	AB	R	H	RBI	BB	SO	LOB
Ed Stroud, L (1, 8) OBP: 0.313, SLG: 0.297	F6		F9		BBB 4-0 E S BB		1B 1B	SSS 0-3 K		4	1	1	0	1	1	0
Ken McMullen, R (1, 5) OBP: 0.299, SLG: 0.388	2B		6-3		F2		FC2-5 1B 1-3		S 1B	5	1	3	0	0	0	1
Frank Howard, R (1, 7) OBP: 0.337, SLG: 0.523	5-3			HR	BBB 4-0 1-3 BB		FC2-5 2B 1B 1-2 3-H		F9	3	1	2	2	1	0	1
Fred Valentine, S (7, PR) OBP: 0.326, SLG: 0.334 (7, 7)										1	1	0	0	0	0	1
Dick Nen, L (1, 3) OBP: 0.293, SLG: 0.356	L6			HR	F8		FC2-5 2B FC5-2 1-2 2-3f		SSS 0-3 K 1-2	5	1	1	1	0	1	6
Cap Peterson, R (1, 9) OBP: 0.296, SLG: 0.341		F8		E5 G3		F4	FC5-2 1-3 2-H		2-H	5	0	2	2	0	0	0
Paul Casanova, R (1, 2) OBP: 0.271, SLG: 0.343		6-3		F8		1B SF7 1B	FC5-2 2-3 3-H		F2	5	1	1	0	0	0	5
Bob Saverine, S (1, 4) OBP: 0.300, SLG: 0.309		S 1B		G3 1-2		SF7 1-3 1B	1-3			4	0	2	0	0	0	3
Ed Brinkman, R (7, 6) OBP: 0.252, SLG: 0.237										0	0	0	0	0	0	0
Tim Cullen, R (1, 6) OBP: 0.313, SLG: 0.271 (7, 4)		4-3 1-2		F5		SF7 1-2 3-H		F8		3	0	0	1	0	0	2
Dick Bosman, R (1, 1)			1-3		SSS 0-3 K	SSS 0-3 K		F9		4	0	0	0	0	2	1
Inning Stats	R: 0 H: 1 E: 0 LOB: 1 K: 0 BB: 0 S: 4 P: 4	R: 0 H: 1 E: 0 LOB: 1 K: 0 BB: 0 S: 4 P: 4	R: 0 H: 0 E: 0 LOB: 0 K: 0 BB: 0 S: 3 P: 3	R: 2 H: 2 E: 1 LOB: 1 K: 0 BB: 0 S: 6 P: 6	R: 0 H: 0 E: 0 LOB: 2 K: 1 BB: 2 S: 5 P: 13	R: 1 H: 2 E: 0 LOB: 1 K: 1 BB: 0 S: 7 P: 7	R: 2 H: 4 E: 0 LOB: 2 K: 0 BB: 0 S: 7 P: 7	R: 0 H: 0 E: 0 LOB: 0 K: 1 BB: 0 S: 5 P: 5	R: 1 H: 2 E: 0 LOB: 1 K: 1 BB: 0 S: 7 P: 7	1B: 8 SF: 1 2B: 2 SAC: 0 3B: 0 DP: 0 HR: 2 HBP: 0						

TOP

AB	39
R	6
H	12
RBI	6
BB	2
SO	4
LOB	20

WP: 0 PA: 42
PB: 0
SB: 3
CS: 0

PITCHER		IP	WLS	BF	H	R	ER	SO	BB	IBB	HBP	BLK	WP	HR	S	P	ERA	WHIP
Bill Monbouquette, R ERA: 2.24	(1, 1)	6.0	L	30	9	5	5	2	2	0	0	0	0	2	32	40	7.50	1.833
Joe Verbanic, R ERA: 2.49	(7, 1)	1.0		4	1	0	0	0	0	0	0	0	0	0	4	4	0.00	1.000
Jim Bouton, R ERA: 4.22	(8, 1)	2.0		8	2	1	1	2	0	0	0	0	0	0	12	12	4.50	1.000

PITCHER	IP	WLS	BF	H	R	ER	SO	BB	IBB	HBP	BLK	WP	HR	S	P	ERA	WHIP

Washington Senators @ New York Yankees

Yankee Stadium, Bronx, NY

Sun Sep 03 1967, 3:33 AM EDT

Att. 14,828 - Unknown

livebaseballscorecards.com

BOTTOM

Batter	1	2	3	4	5	6	7	8	9	AB	R	H	RBI	BB	SO	LOB
Horace Clarke, S (1, 4) OBP: 0.313, SLG: 0.309	K		G3 F8 1B		FC4-6 S 2B 1-2f			4-3		4	1	1	0	0	1	1
Tom Tresh, S (1, 7) OBP: 0.294, SLG: 0.367	HR		F8 1-2		2B 1-H			4-3		4	1	2	2	0	0	1
Mickey Mantle, S (1, 3) OBP: 0.396, SLG: 0.460	K		G3 2-3		K			HR		4	1	1	1	0	2	2
Steve Whitaker, L (1, 9) OBP: 0.301, SLG: 0.400	1B		G3			F9		F6		4	0	1	0	0	0	1
Joe Pepitone, L (1, 8) OBP: 0.305, SLG: 0.378	F8			1-6-3		K			F9	4	0	0	0	0	1	1
Charley Smith, R (1, 5) OBP: 0.289, SLG: 0.358		5-3		F2		1-3			F6	4	0	0	0	0	0	0
Bob Tillman, R (1, 2) OBP: 0.291, SLG: 0.328		K		5-3			K		F7	4	0	0	0	0	2	0
Ruben Amaro, R (1, 6) OBP: 0.309, SLG: 0.271		1B			F6		F7			3	0	1	0	0	0	0
Bill Monbouquette, R (1, 1) OBP: 0.136, SLG: 0.095 Joe Verbanic, R (7, 1) OBP: 0.118, SLG: 0.176 Jake Gibbs, L (7, PH) OBP: 0.290, SLG: 0.288 Jim Bouton, R (8, 1)		6-3			E4 FC4-6		F8			2 0 1 0	0 0 0 0	0 0 0 0	0 0 0 0	0 0 0 0	0 0 0 0	1 0 0 0
Inning Stats	R: 1 H: 2 E: 0 LOB: 1 K: 2 BB: 0 S: 9 P: 9	R: 0 H: 1 E: 0 LOB: 1 K: 1 BB: 0 S: 6 P: 6	R: 0 H: 1 E: 0 LOB: 1 K: 0 BB: 0 S: 4 P: 4	R: 0 H: 0 E: 0 LOB: 0 K: 0 BB: 0 S: 3 P: 3	R: 1 H: 1 E: 1 LOB: 1 K: 1 BB: 0 S: 7 P: 7	R: 0 H: 0 E: 0 LOB: 0 K: 1 BB: 0 S: 5 P: 5	R: 0 H: 0 E: 0 LOB: 0 K: 1 BB: 0 S: 5 P: 5	R: 1 H: 1 E: 0 LOB: 0 K: 0 BB: 0 S: 4 P: 4	R: 0 H: 0 E: 0 LOB: 0 K: 0 BB: 0 S: 3 P: 3	1B: 3 SF: 0 2B: 1 SAC: 0 3B: 0 DP: 0 HR: 2 HBP: 0						WP: 0 PA: 34 PB: 0 SB: 1 CS: 0	

PITCHER	IP	WLS	BF	H	R	ER	SO	BB	IBB	HBP	BLK	WP	HR	S	P	ERA	WHIP
Dick Bosman, R (1, 1) ERA: 1.0	9.0	W	34	6	3	2	6	0	0	0	0	0	2	46	46	2.00	0.667

PITCHER	IP	WLS	BF	H	R	ER	SO	BB	IBB	HBP	BLK	WP	HR	S	P	ERA	WHIP

Batter	1	2	3	4	5	6	7	8	9	AB	R	H	RBI	BB	SO	LOB
Joe Foy, R (1, 5) OBP: 0.328, SLG: 0.435	F7		E6			K		K		4	0	0	0	0	2	0
Jerry Adair, R (1, 4) OBP: 0.298, SLG: 0.341	6-3		F9			E6 HR		F9		4	1	0	0	0	0	1
Carl Yastrzemski, L (1, 7) OBP: 0.401, SLG: 0.594	F7			S 1B		1-H HR			K	4	1	2	2	0	1	0
Ken Harrelson, R (1, 9) OBP: 0.318, SLG: 0.434		F9		F6		F9			K	4	0	0	0	0	1	1
Reggie Smith, S (1, 8) OBP: 0.326, SLG: 0.410		CS 1B		K		F6			4-3	4	0	1	0	0	1	1
George Scott, R (1, 3) OBP: 0.373, SLG: 0.465		1-2 1B		K 1-2			K			3	0	1	0	0	2	1
Rico Petrocelli, R (1, 6) OBP: 0.332, SLG: 0.408		F8			6-3		F7			3	0	0	0	0	0	1
Elston Howard, R (1, 2) OBP: 0.236, SLG: 0.255			F2		6-3		F9			3	0	0	0	0	0	0
Dave Morehead, R (1, 1)			F9		F7			F3		2	0	0	0	0	0	0
Dan Osinski, R (5, 1) OBP: 0.333, SLG: 0.444										0	0	0	0	0	0	0
George Thomas, R (8, PH) OBP: 0.264, SLG: 0.268										1	0	0	0	0	0	0
Darrell Brandon, R (8, 1) OBP: 0.214, SLG: 0.268										0	0	0	0	0	0	0
Inning Stats	R: 0 E: 0 K: 0 S: 3 H: 0 LOB: 0 BB: 0 P: 3	R: 0 E: 0 K: 0 S: 4 H: 2 LOB: 1 BB: 0 P: 4	R: 0 E: 1 K: 0 S: 4 H: 0 LOB: 1 BB: 0 P: 4	R: 0 E: 0 K: 2 S: 8 H: 1 LOB: 1 BB: 0 P: 8	R: 0 E: 0 K: 0 S: 3 H: 0 LOB: 0 BB: 0 P: 3	R: 2 E: 1 K: 1 S: 7 H: 1 LOB: 0 BB: 0 P: 7	R: 0 E: 0 K: 1 S: 5 H: 0 LOB: 0 BB: 0 P: 5	R: 0 E: 0 K: 1 S: 5 H: 0 LOB: 0 BB: 0 P: 5	R: 0 E: 0 K: 2 S: 7 H: 0 LOB: 0 BB: 0 P: 7	1B: 3 2B: 0 3B: 0 HR: 1	SF: 0 SAC: 0 DP: 0 HBP: 0						

TOP

Boston Red Sox @ Washington Senators

D.C. Stadium, Washington, DC

Mon Sep 04 1967, 3:33 AM EDT

Unknown

livebaseballscorecards.com

AB	32
R	2
H	4
RBI	2
BB	0
SO	7
LOB	5

WP: 0 PB: 0 SB: 1 CS: 1 PA: 32

PITCHER		IP	WLS	BF	H	R	ER	SO	BB	IBB	HBP	BLK	WP	HR	S	P	ERA	WHIP
Camilo Pascual, R ERA: 3.34	(1, 1)	7.0	W	26	4	2	1	4	0	0	0	0	0	1	34	34	1.29	0.571
Darold Knowles, L ERA: 2.45	(8, 1)	2.0	S	6	0	0	0	3	0	0	0	0	0	0	12	12	0.00	0.000

PITCHER		IP	WLS	BF	H	R	ER	SO	BB	IBB	HBP	BLK	WP	HR	S	P	ERA	WHIP

Batter	1	2	3	4	5	6	7	8	9	AB	R	H	RBI	BB	SO	LOB
Ed Stroud, L (1, 8) OBP: 0.306, SLG: 0.290	F7		F4		4-3 2-3		4-3	F7		5	0	0	0	0	0	2
Ken McMullen, R (1, 5) OBP: 0.301, SLG: 0.390	F9		F9		BB 4-0 BB 1B		HR 2B			3	1	1	0	1	0	0
Frank Howard, R (1, 7) OBP: 0.341, SLG: 0.532 Darold Knowles, L (8, 1) OBP: 0.071, SLG: 0.071	K			1B 1B 1B	BB 1-2 3-H 1B		2-H HR			4 0	2 0	3 0	3 0	0 0	1 0	0 0
Dick Nen, L (1, 3) OBP: 0.296, SLG: 0.356		3B 1B		K	FC5-4 1-2 2-3 BB		F9			3	1	1	0	1	1	1
Cap Peterson, R (1, 9) OBP: 0.298, SLG: 0.348		1-H 3B		1B 1-2 1B	K		E5			4	0	2	1	0	1	3
Paul Casanova, R (1, 2) OBP: 0.271, SLG: 0.342		K		1-3 2-H 1B	FC5-4 1-2f		6-3			4	0	1	1	0	1	5
Bob Saverine, S (1, 4) OBP: 0.296, SLG: 0.305 Ed Brinkman, R (7, 6) OBP: 0.255, SLG: 0.240	L3		K			L5		FC1-6 1B		3 1	0 0	0 1	0 0	0 0	1 0	3 0
Tim Cullen, R (1, 6) OBP: 0.309, SLG: 0.268 (7, 4)	K			F8		6-3		FC1-6 G3 1-2f		4	0	0	0	0	1	4
Camilo Pascual, R (1, 1) OBP: 0.222, SLG: 0.180 Fred Valentine, S (8, 7) OBP: 0.326, SLG: 0.333			K		4-3 1B 2B	F8		G3 1-2		3 1	1 0	1 0	0 0	0 0	1 0	0 1
Inning Stats	R: 0 E: 0 K: 1 S: 5 H: 0 LOB: 0 BB: 0 P: 5	R: 1 E: 0 K: 2 S: 9 H: 2 LOB: 1 BB: 0 P: 9	R: 0 E: 0 K: 1 S: 5 H: 0 LOB: 0 BB: 0 P: 5	R: 1 E: 0 K: 2 S: 10 H: 3 LOB: 2 BB: 0 P: 10	R: 1 E: 0 K: 1 S: 7 H: 2 LOB: 3 BB: 2 P: 15	R: 0 E: 0 K: 0 S: 3 H: 0 LOB: 0 BB: 0 P: 3	R: 2 E: 1 K: 0 S: 6 H: 2 LOB: 1 BB: 0 P: 6	R: 0 E: 0 K: 0 S: 4 H: 1 LOB: 1 BB: 0 P: 4		1B: 6 2B: 2 3B: 1 HR: 1 SF: 0 SAC: 0 DP: 0 HBP: 0						

PITCHER		IP	WLS	BF	H	R	ER	SO	BB	IBB	HBP	BLK	WP	HR	S	P	ERA	WHIP
Dave Morehead, R ERA: 4.5	(1, 1)	4.1	L	20	6	3	3	6	1	0	0	0	0	0	31	35	6.23	1.615
Dan Osinski, R ERA: 2.51	(5, 1)	2.2		13	3	2	2	1	1	0	0	0	0	1	14	18	6.75	1.500
Darrell Brandon, R ERA: 4.08	(8, 1)	1.0		4	1	0	0	0	0	0	0	0	0	0	4	4	0.00	1.000

PITCHER	IP	WLS	BF	H	R	ER	SO	BB	IBB	HBP	BLK	WP	HR	S	P	ERA	WHIP

BOTTOM

Boston Red Sox @ Washington Senators

D.C. Stadium, Washington, DC

Mon Sep 04 1967, 3:33 AM EDT

Unknown

livebaseballscorecards.com

AB	35
R	5
H	10
RBI	5
BB	2
SO	7
LOB	19

WP: 0 PA: 37
PB: 0
SB: 0
CS: 0

Boston Red Sox @ Washington Senators

D.C. Stadium, Washington, DC

Mon Sep 04 1967, 3:38 AM EDT

Att. 32,355 - Unknown

TOP

Batter	1	2	3	4	5	6	7	8	9	AB	R	H	RBI	BB	SO	LOB
Jose Tartabull, L (1, 9) OBP: 0.284, SLG: 0.239 Ken Harrelson, R (4, PH) OBP: 0.315, SLG: 0.430 (4, 9)	S S S K	B B B BB 1-2 2-3 3-H		x 0-0 FC6-4 1-2f		x 0-0 F9 1-2		x 0-0 G5-4-3 1-2f		1 3	0 0	0 0	1 0	1 0	1 0	0 4
Dalton Jones, L (1, 5) OBP: 0.310, SLG: 0.365 Sparky Lyle, L (6, 1) OBP: 0.286, SLG: 0.429 George Scott, R (9, PH) OBP: 0.374, SLG: 0.468 (9, 3)	x 0-0 4-3	x 0-0 G3			S S S 0-3 K	x 0-0 F7 2-H 1B			x 0-0 G3 2B	4 0 1	0 0 0	1 0 1	1 0 0	0 0 0	1 0 0	3 0 0
Carl Yastrzemski, L (1, 7) OBP: 0.399, SLG: 0.590	x 0-0 F6		x 0-0 F8		x 0-0 FC5-4 1B	x 0-0 F7 1-2			x 0-0 G3 2-3	5	0	1	0	0	0	2
Reggie Smith, S (1, 8) OBP: 0.325, SLG: 0.407		x 0-0 F9	B B B BB G4-6-3		x 0-0 FC5-4 S 1-2f	x 0-0 F8			x 0-0 1-3	4	0	0	0	1	0	3
Norm Siebern, L (1, 3) OBP: 0.319, SLG: 0.263 John Wyatt, R (9, 1) OBP: 0.214, SLG: 0.083		x 0-0 FC6 3B	x 0-0 G4-6-3 1-2f		x 0-0 4-3 1-2		B B B BB G6-4-3		x 0-0 F6	4 0	1 0	1 0	0 0	1 0	0 0	3 0
Rico Petrocelli, R (1, 6) OBP: 0.331, SLG: 0.406		x 0-0 FC6 1B BB 3-H		x 0-0 F4		x 0-0 FC1 BB E 1B	x 0-0 G6-4-3 1-2f			4	2	1	1	0	0	1
Mike Andrews, R (1, 4) OBP: 0.339, SLG: 0.337		x 0-0 BB BB 1-3 1B		B B B B 4-0 1B BB	B B B B 4-0 E 1-2 1B BB	x 0-0 5-3				2	1	1	0	2	0	0
Mike Ryan, R (1, 2) OBP: 0.297, SLG: 0.263	B B B B 4-0 BB 1-2 BB			x 0-0 F9	x 0-0 FC1 1-3 2-H 1B			B B B B 4-0 G5-4-3 BB		2	1	0	0	2	0	2
Jerry Stephenson, L (1, 1) OBP: 0.364, SLG: 0.364 Jerry Adair, R (6, PH) OBP: 0.299, SLG: 0.342 (6, 5)		x 0-0 F6		x 0-0 FC6-4 1-2 1B		x 0-0 F9 2-H 3-H 1B		x 0-0 F3		2 2	0 1	1 1	0 2	0 0	0 0	3 1
Inning Stats	R: 0 E: 0 K: 1 S: 5 H: 0 LOB: 0 BB: 0 P: 5	R: 2 E: 0 K: 0 S: 6 H: 2 LOB: 3 BB: 2 P: 14	R: 0 E: 0 K: 0 S: 2 H: 0 LOB: 0 BB: 1 P: 6	R: 0 E: 0 K: 0 S: 4 H: 1 LOB: 2 BB: 1 P: 8	R: 0 E: 0 K: 1 S: 6 H: 1 LOB: 1 BB: 0 P: 6	R: 4 E: 1 K: 0 S: 7 H: 3 LOB: 1 BB: 1 P: 11	R: 0 E: 0 K: 0 S: 2 H: 0 LOB: 0 BB: 0 P: 6	R: 0 E: 0 K: 0 S: 2 H: 0 LOB: 0 BB: 1 P: 6	R: 0 E: 0 K: 0 S: 4 H: 1 LOB: 1 BB: 0 P: 4	1B: 6 2B: 1 3B: 1 HR: 0 SF: 0 SAC: 0 DP: 3 HBP: 0						

	AB	34
	R	6
	H	8
	RBI	5
	BB	7
	SO	2
	LOB	22

WP: 0 PB: 0 SB: 1 CS: 0 PA: 41

livebaseballscorecards.com

PITCHER		IP	WLS	BF	H	R	ER	SO	BB	IBB	HBP	BLK	WP	HR	S	P	ERA	WHIP
Dick Nold, R ERA: 3.63	(1, 1)	3.2		18	3	2	2	1	4	0	0	0	0	0	16	32	4.91	1.909
Dick Lines, L ERA: 3.59	(4, 1)	1.1	L	9	3	4	3	1	1	0	0	0	0	0	10	14	20.25	3.000
Casey Cox, R ERA: 2.98	(6, 1)	2.0		7	1	0	0	0	1	0	0	0	0	0	6	10	0.00	1.000
Bob Humphreys, R ERA: 4.2	(8, 1)	2.0		7	1	0	0	0	1	0	0	0	0	0	6	10	0.00	1.000

PITCHER	IP	WLS	BF	H	R	ER	SO	BB	IBB	HBP	BLK	WP	HR	S	P	ERA	WHIP

BOTTOM

Boston Red Sox @ Washington Senators

D.C. Stadium, Washington, DC

Mon Sep 04 1967, 3:38 AM EDT

Att. 32,355 - Unknown

livebaseballscorecards.com

Batter	1	2	3	4	5	6	7	8	9	AB	R	H	RBI	BB	SO	LOB
Ed Stroud, L (1, 8) OBP: 0.303, SLG: 0.286	K	6-3 1-2 3-H			4-3		K		1-3	3	0	0	1	0	1	1
Fred Valentine, S (7, PH) OBP: 0.325, SLG: 0.332										1	0	0	0	0	1	0
Bob Humphreys, R (8, 1) OBP: 0.250, SLG: 0.077										0	0	0	0	0	0	0
Mike Epstein, L (9, PH) OBP: 0.330, SLG: 0.372										1	0	0	0	0	0	0
Ken McMullen, R (1, 5) OBP: 0.304, SLG: 0.399	2B 1B	1B			HR		K			4	2	3	1	0	1	0
Frank Howard, R (1, 7) OBP: 0.340, SLG: 0.531	1-H 2B	F9			5-3			F4		4	0	1	1	0	0	2
Dick Nen, L (1, 3) OBP: 0.291, SLG: 0.349	F5		K		K			4-3		4	0	0	0	0	2	1
Cap Peterson, R (1, 9) OBP: 0.298, SLG: 0.350	F7		6-3			F2		1B 2B		4	0	1	0	0	0	1
Bernie Allen, L (1, 4) OBP: 0.252, SLG: 0.266		4-3	F9			1B		2-3 1B		3	0	1	0	0	0	0
Paul Casanova, R (8, PH) OBP: 0.272, SLG: 0.343										1	0	1	0	0	0	0
(9, 2)																
Doug Camilli, R (1, 2) OBP: 0.208, SLG: 0.260	HR		F9			F2		F9		4	1	1	1	0	0	3
Tim Cullen, R (9, 4) OBP: 0.309, SLG: 0.268										0	0	0	0	0	0	0
Ed Brinkman, R (1, 6) OBP: 0.255, SLG: 0.247	6-3 3B		K		K				F8	4	1	1	0	0	2	1
Dick Nold, R (1, 1)	BB 6-3		L9				F4		F2	0	0	0	0	1	0	0
Dick Lines, R (4, 1) OBP: 0.333, SLG: 0.111										1	0	0	0	0	0	0
Casey Cox, R (6, 1)										0	0	0	0	0	0	0
Hank Allen, R (7, PH) OBP: 0.273, SLG: 0.316										2	0	0	0	0	0	0
(8, 8)																

	AB	36
	R	4
	H	9
	RBI	4
	BB	1
	SO	7
	LOB	9

Inning Stats	1	2	3	4	5	6	7	8	9
	R: 1 E: 0 K: 1 S: 7	H: 2 LOB: 1 BB: 0 P: 7	R: 2 E: 0 K: 0 S: 6	H: 3 LOB: 2 BB: 1 P: 10	R: 0 E: 0 K: 1 S: 5	H: 0 LOB: 0 BB: 0 P: 5	R: 0 E: 0 K: 1 S: 5	H: 0 LOB: 0 BB: 0 P: 5	R: 1 E: 0 K: 1 S: 6	H: 1 LOB: 0 BB: 0 P: 6	R: 0 E: 0 K: 1 S: 6	H: 1 LOB: 1 BB: 0 P: 6	R: 0 E: 0 K: 2 S: 7	H: 0 LOB: 0 BB: 0 P: 7	R: 0 E: 0 K: 0 S: 5	H: 2 LOB: 2 BB: 0 P: 5	R: 0 E: 0 K: 0 S: 3	H: 0 LOB: 0 BB: 0 P: 3

	1B: 4	SF: 0	WP: 0	PA: 37
	2B: 2	SAC: 0	PB: 0	
	3B: 1	DP: 0	SB: 0	
	HR: 2	HBP: 0	CS: 0	

PITCHER		IP	WLS	BF	H	R	ER	SO	BB	IBB	HBP	BLK	WP	HR	S	P	ERA	WHIP
Jerry Stephenson, R ERA: 2.57	(1, 1)	5.0	W	22	6	4	4	4	1	0	0	0	0	2	29	33	7.20	1.400
Sparky Lyle, L ERA: 2.39	(6, 1)	3.0		12	3	0	0	3	0	0	0	0	0	0	18	18	0.00	1.000
John Wyatt, R ERA: 2.33	(9, 1)	1.0	S	3	0	0	0	0	0	0	0	0	0	0	3	3	0.00	0.000

PITCHER	IP	WLS	BF	H	R	ER	SO	BB	IBB	HBP	BLK	WP	HR	S	P	ERA	WHIP

Batter	1	2	3	4	5	6	7	8	9	AB	R	H	RBI	BB	SO	LOB
Joe Foy, R (1, 5) OBP: 0.327, SLG: 0.431	5-3	K		HR 1-2 2-3 BB		F4		F8		4	1	0	0	1	1	2
Jerry Adair, R (1, 4) OBP: 0.301, SLG: 0.342	1B 5-3 BB		FC4-6 1B	SF7 3-H		1-3		6-3		3	1	1	1	1	0	0
Carl Yastrzemski, L (1, 7) OBP: 0.402, SLG: 0.603 George Thomas, R (7, 7) OBP: 0.261, SLG: 0.265	5-3 1-3 1B		FC4-6 CS 1-2f	HR 1-H 2-H			HR		K	4 1	2 0	3 0	4 0	0 0	0 1	1 0
George Scott, R (1, 3) OBP: 0.371, SLG: 0.463	5-3 1-2 3-H		K 1-2	6-3			K		K	5	0	0	1	0	3	2
Reggie Smith, S (1, 8) OBP: 0.322, SLG: 0.403	K			6-3	3-1		F9		4-3	5	0	0	0	0	1	1
Ken Harrelson, R (1, 9) OBP: 0.321, SLG: 0.438		6-3		3B 2B	FC5-4 1B		1B 1B			4	1	3	0	0	0	0
Rico Petrocelli, R (1, 6) OBP: 0.335, SLG: 0.413		1B BB		E 2-H 3B	FC5-4 1-2f		1-2 1B			3	1	2	1	1	0	1
Elston Howard, R (1, 2) OBP: 0.233, SLG: 0.252		F7		E6 BB 1B SF7 3-H	5-3		F4			4	1	0	1	0	0	4
Gary Bell, R (1, 1) OBP: 0.154, SLG: 0.185		1-2 1B		BB HR 1-2 1B		K		F4		4	1	2	0	0	1	0
Inning Stats	R: 1 E: 0 K: 1 S: 6 H: 1 LOB: 1 BB: 1 P: 10	R: 0 E: 0 K: 1 S: 6 H: 1 LOB: 2 BB: 1 P: 10	R: 0 E: 0 K: 1 S: 5 H: 1 LOB: 0 BB: 0 P: 5	R: 6 E: 1 K: 0 S: 8 H: 4 LOB: 0 BB: 1 P: 12	R: 0 E: 0 K: 0 S: 4 H: 1 LOB: 1 BB: 0 P: 4	R: 0 E: 0 K: 1 S: 5 H: 0 LOB: 0 BB: 0 P: 5	R: 1 E: 0 K: 1 S: 8 H: 3 LOB: 2 BB: 0 P: 8	R: 0 E: 0 K: 0 S: 3 H: 0 LOB: 0 BB: 0 P: 3	R: 0 E: 0 K: 2 S: 7 H: 0 LOB: 0 BB: 0 P: 7	1B: 7 2B: 1 3B: 1 HR: 2 SF: 1 SAC: 0 DP: 0 HBP: 0						

TOP

Boston Red Sox @ Washington Senators

D.C. Stadium, Washington, DC

Tue Sep 05 1967, 7:05 PM EDT

Att. 9,093 - Unknown

livebaseballscorecards.com

AB	37
R	8
H	11
RBI	8
BB	3
SO	7
LOB	11

WP: 0 PB: 0 SB: 0 CS: 1 PA: 41

PITCHER		IP	WLS	BF	H	R	ER	SO	BB	IBB	HBP	BLK	WP	HR	S	P	ERA	WHIP
Frank Bertaina, L ERA: 3.51	(1, 1)	3.1	L	18	6	5	3	3	2	0	0	0	0	0	22	30	8.10	2.400
Bob Priddy, R ERA: 3.36	(4, 1)	0.1		3	1	2	0	0	1	0	0	0	0	1	2	6	0.00	6.000
Casey Cox, R ERA: 2.87	(4, 1)	2.1		8	1	0	0	1	0	0	0	0	0	0	10	10	0.00	0.429
Joe Coleman, R ERA: 4.53	(7, 1)	2.0		9	3	1	1	1	0	0	0	0	0	1	11	11	4.50	1.500
Dave Baldwin, R ERA: 1.66	(9, 1)	1.0		3	0	0	0	2	0	0	0	0	0	0	7	7	0.00	0.000

PITCHER		IP	WLS	BF	H	R	ER	SO	BB	IBB	HBP	BLK	WP	HR	S	P	ERA	WHIP

BOTTOM

Boston Red Sox @ Washington Senators

D.C. Stadium, Washington, DC

Tue Sep 05 1967, 7:05 PM EDT

Att. 9,093 - Unknown

livebaseballscorecards.com

Batter	1	2	3	4	5	6	7	8	9	AB	R	H	RBI	BB	SO	LOB
Ed Stroud, L (1, 8) OBP: 0.298, SLG: 0.280	6-3		1-3			6-3		E6 BB 1-2	K	4	0	0	0	0	0	1
Dave Baldwin, R (9, 1)										0	0	0	0	0	0	0
Mike Epstein, L (9, PH) OBP: 0.329, SLG: 0.371										1	0	0	0	0	1	2
Ken McMullen, R (1, 5) OBP: 0.304, SLG: 0.397	K			K			K 1-2 2-3	BB		3	0	0	0	1	3	0
Frank Howard, R (1, 7) OBP: 0.341, SLG: 0.531	1B			F8			BB 1B	F7		4	0	2	0	0	0	3
Dick Nen, L (1, 3) OBP: 0.295, SLG: 0.349	4-3			1-3			FC6-4 1-2 BB		G6-4-3 1B	3	0	1	0	1	0	1
Cap Peterson, R (1, 9) OBP: 0.295, SLG: 0.346		F7			F7		K		G6-4-3 1-2f	4	0	0	0	0	1	3
Paul Casanova, R (1, 2) OBP: 0.274, SLG: 0.345		1B			1-3		FC6-4 1-2f		1B 1B	4	1	2	0	0	0	2
Bernie Allen, L (1, 4) OBP: 0.252, SLG: 0.265		F9			G3			F7	1B 1B 1-3	4	1	1	0	0	0	0
Ed Brinkman, R (1, 6) OBP: 0.254, SLG: 0.247			6-3			6-3		F8	1B 1-2 3-H	4	0	1	1	0	0	0
Frank Bertaina, L (1, 1) OBP: 0.061, SLG: 0.061 Bob Priddy, R (4, 1) OBP: 0.261, SLG: 0.150 Casey Cox, R (4, 1) Bob Saverine, S (6, PH) OBP: 0.295, SLG: 0.304 Joe Coleman, R (7, 1) OBP: 0.128, SLG: 0.083 Fred Valentine, S (8, PH) OBP: 0.326, SLG: 0.333 (9, 8)			K			K		E4 PB E	1B 1-3 2-H	1 0 0 1 0 2	0 0 0 0 0 1	0 0 0 0 0 0	0 0 0 0 0 0	0 0 0 1 0 0	1 0 0 0 0 0	0 0 0 0 0 0
Inning Stats	R: 0 E: 0 K: 1 S: 6 H: 1 LOB: 1 BB: 0 P: 6	R: 0 E: 0 K: 0 S: 3 H: 1 LOB: 0 BB: 0 P: 3	R: 0 E: 0 K: 1 S: 5 H: 0 LOB: 0 BB: 0 P: 5	R: 0 E: 0 K: 1 S: 5 H: 0 LOB: 0 BB: 0 P: 5	R: 0 E: 0 K: 0 S: 3 H: 0 LOB: 0 BB: 0 P: 3	R: 0 E: 0 K: 1 S: 5 H: 0 LOB: 0 BB: 0 P: 5	R: 0 E: 0 K: 2 S: 8 H: 1 LOB: 2 BB: 1 P: 12	R: 0 E: 2 K: 0 S: 5 H: 0 LOB: 3 BB: 1 P: 9	R: 2 E: 0 K: 1 S: 9 H: 5 LOB: 2 BB: 0 P: 9	1B: 8 2B: 0 3B: 0 HR: 0	SF: 0 SAC: 0 DP: 1 HBP: 0			WP: 0 PB: 1 SB: 0 CS: 0		PA: 37	

	AB	35
	R	2
	H	8
	RBI	2
	BB	2
	SO	7
	LOB	12

PITCHER	IP	WLS	BF	H	R	ER	SO	BB	IBB	HBP	BLK	WP	HR	S	P	ERA	WHIP
Gary Bell, R (1, 1) ERA: 3.24	9.0	W	37	8	2	2	7	2	0	0	0	0	0	49	57	2.00	1.111

PITCHER	IP	WLS	BF	H	R	ER	SO	BB	IBB	HBP	BLK	WP	HR	S	P	ERA	WHIP

Batter	1	2	3	4	5	6	7	8	9	AB	R	H	RBI	BB	SO	LOB
Aurelio Rodriguez, R (1, 5) OBP: 0.295, SLG: 0.419	F4		F8		1B 3B		K		K	5	1	1	0	0	2	0
Jim Fregosi, R (1, 6) OBP: 0.357, SLG: 0.398	F9		1B		3-H 1B			6-3	1B	5	0	3	1	0	0	0
Jimmie Hall, L (1, 9) OBP: 0.316, SLG: 0.409	BB		K		K			1B SF8	K	4	1	1	0	1	3	3
Don Mincher, L (1, 3) OBP: 0.382, SLG: 0.492	F8			F8	F9			1-3 1B 1B		4	1	1	0	0	0	2
Roger Repoz, L (1, 8) OBP: 0.327, SLG: 0.418		F7		F8 1B 1B		BB G6-4-3		SF8 3-H		2	0	1	1	1	0	0
Bubba Morton, R (1, 7) OBP: 0.418, SLG: 0.431		5-3		1-2 1B		1-2f G6-4-3		1-2 E 1B		4	1	2	0	0	0	1
Buck Rodgers, S (1, 2) OBP: 0.271, SLG: 0.294		BB		2-3 F8		F5		1-H 2-H E9 1B		3	0	1	1	1	0	2
Bobby Knoop, R (1, 4) OBP: 0.303, SLG: 0.351		K		K			F9	F7		4	0	0	0	0	2	4
Rickey Clark, R (1, 1) OBP: 0.067, SLG: 0.045			F7		5-3		K		K	4	0	0	0	0	2	0
Inning Stats	R: 0 E: 0 K: 0 S: 3 H: 0 LOB: 1 BB: 1 P: 7	R: 0 E: 0 K: 1 S: 5 H: 0 LOB: 1 BB: 1 P: 9	R: 0 E: 0 K: 1 S: 6 H: 1 LOB: 1 BB: 0 P: 6	R: 0 E: 0 K: 1 S: 7 H: 2 LOB: 2 BB: 0 P: 7	R: 1 E: 0 K: 1 S: 7 H: 2 LOB: 1 BB: 0 P: 7	R: 0 E: 0 K: 0 S: 2 H: 0 LOB: 0 BB: 1 P: 6	R: 0 E: 0 K: 2 S: 7 H: 0 LOB: 0 BB: 0 P: 7	R: 3 E: 1 K: 0 S: 7 H: 4 LOB: 1 BB: 0 P: 7	R: 0 E: 0 K: 3 S: 10 H: 1 LOB: 1 BB: 0 P: 10	1B: 9 2B: 0 3B: 1 HR: 0	SF: 1 SAC: 0 DP: 1 HBP: 0						

PITCHER		IP	WLS	BF	H	R	ER	SO	BB	IBB	HBP	BLK	WP	HR	S	P	ERA	WHIP
Phil Ortega, R ERA: 3.06	(1, 1)	7.2	L	34	9	4	3	6	3	0	0	0	0	0	43	55	3.52	1.565
Dave Baldwin, R ERA: 1.62	(8, 1)	1.1		5	1	0	0	3	0	0	0	0	0	0	11	11	0.00	0.750

PITCHER	IP	WLS	BF	H	R	ER	SO	BB	IBB	HBP	BLK	WP	HR	S	P	ERA	WHIP

TOP

California Angels @ Washington Senators

D.C. Stadium, Washington, DC

Fri Sep 08 1967, 7:05 PM EDT

Att. 6,472 - Unknown

livebaseballscorecards.com

AB	35
R	4
H	10
RBI	3
BB	3
SO	9
LOB	12

1B: 9	SF: 1	WP: 0	PA: 39
2B: 0	SAC: 0	PB: 0	
3B: 1	DP: 1	SB: 0	
HR: 0	HBP: 0	CS: 0	

Batter	1	2	3	4	5	6	7	8	9	AB	R	H	RBI	BB	SO	LOB
Fred Valentine, S (1, 8) OBP: 0.325, SLG: 0.331	F9			S BB		F8			F8	3	0	0	0	1	0	0
Ken McMullen, R (1, 5) OBP: 0.303, SLG: 0.396	4-3			F7			G4-6-3 1B		F8	4	0	1	0	0	0	1
Frank Howard, R (1, 7) OBP: 0.339, SLG: 0.528	K			F8 1-2			F8			3	0	0	0	0	1	2
Dick Nen, L (1, 3) OBP: 0.291, SLG: 0.344		4-3		5-3			G4-6-3 1-2f			3	0	0	0	0	0	2
Cap Peterson, R (1, 9) OBP: 0.298, SLG: 0.347		F7			G1-6-3 1B			FC6-4 BB		2	0	1	0	1	0	0
Paul Casanova, R (1, 2) OBP: 0.273, SLG: 0.343		K			G1-6-3 1-2f			FC6-4 FC3-6 1-2f		3	0	0	0	0	1	2
Bernie Allen, L (1, 4) OBP: 0.249, SLG: 0.262			K		5-3			FC3-6 FC6-4 1-2f		3	0	0	0	0	1	1
Ed Brinkman, R (1, 6) OBP: 0.252, SLG: 0.244			5-3			6-3		FC6-4 1-2f		3	0	0	0	0	0	1
Phil Ortega, R (1, 1) OBP: 0.143, SLG: 0.069 Dave Baldwin, R (8, 1) Mike Epstein, L (9, PH) OBP: 0.328, SLG: 0.369			K			L4			1-3	2 0 1	0 0 0	0 0 0	0 0 0	1 0 0	0 0 0	0 0 0
Inning Stats	R: 0 E: 0 K: 1 S: 5 H: 0 LOB: 0 BB: 0 P: 5	R: 0 E: 0 K: 1 S: 5 H: 0 LOB: 0 BB: 0 P: 5	R: 0 E: 0 K: 2 S: 7 H: 0 LOB: 0 BB: 0 P: 7	R: 0 E: 0 K: 0 S: 3 H: 0 LOB: 1 BB: 1 P: 7	R: 0 E: 0 K: 0 S: 3 H: 1 LOB: 0 BB: 0 P: 3	R: 0 E: 0 K: 0 S: 3 H: 0 LOB: 0 BB: 0 P: 3	R: 0 E: 0 K: 0 S: 3 H: 1 LOB: 0 BB: 0 P: 3	R: 0 E: 0 K: 0 S: 3 H: 0 LOB: 1 BB: 1 P: 7	R: 0 E: 0 K: 0 S: 3 H: 0 LOB: 0 BB: 0 P: 3	1B: 2 2B: 0 3B: 0 HR: 0 SF: 0 SAC: 0 DP: 2 HBP: 0						

PITCHER	IP	WLS	BF	H	R	ER	SO	BB	IBB	HBP	BLK	WP	HR	S	P	ERA	WHIP
Rickey Clark, R (1, 1) ERA: 2.47	9.0	W	29	2	0	0	4	2	0	0	0	0	0	35	43	0.00	0.444

PITCHER	IP	WLS	BF	H	R	ER	SO	BB	IBB	HBP	BLK	WP	HR	S	P	ERA	WHIP

BOTTOM

California Angels @ Washington Senators

D.C. Stadium, Washington, DC

Fri Sep 08 1967, 7:05 PM EDT

Att. 6,472 - Unknown

livebaseballscorecards.com

AB	27
R	0
H	2
RBI	0
BB	2
SO	4
LOB	9

PB: 0
SB: 1
CS: 0

PA: 29

Batter	1	2	3	4	5	6	7	8	9	AB	R	H	RBI	BB	SO	LOB
Aurelio Rodriguez, R (1, 5) OBP: 0.292, SLG: 0.404	F8		K		F8			FC6-4 1B		4	0	1	0	0	1	0
Jim Fregosi, R (1, 6) OBP: 0.356, SLG: 0.397	F7		G6-3 1B		F4			F8		4	0	1	0	0	0	1
Jimmie Hall, L (1, 9) OBP: 0.316, SLG: 0.414	3B		G6-3 1-2f			F6		FC6-4 1-2f		3	0	1	0	0	0	1
Rick Reichardt, R (8, PH) (8, 7) OBP: 0.310, SLG: 0.381										1	0	0	0	0	0	1
Don Mincher, L (1, 3) OBP: 0.381, SLG: 0.488	F8			F9 BB BB		F3		K		3	0	0	0	1	1	2
Roger Repoz, L (1, 8) OBP: 0.331, SLG: 0.419		6-3 1B		F9 1-2 BB		3-1			K	2	0	1	0	1	0	0
Paul Schaal, R (9, PH) OBP: 0.288, SLG: 0.297										1	0	0	0	0	1	0
Bubba Morton, R (1, 7) (8, 9) OBP: 0.409, SLG: 0.421		6-3 1-2		F9 1-2 2-3			5-3		1-3	4	0	0	0	0	0	3
Tom Satriano, L (1, 4) OBP: 0.319, SLG: 0.326		K		BB			H 1-0		1B	1	0	0	0	0	1	1
Woodie Held, R (4, PH) (4, 4) OBP: 0.316, SLG: 0.335							HBP			1	0	1	0	1	0	0
Buck Rodgers, S (1, 2) OBP: 0.271, SLG: 0.291		IBB		K			F9		F9	3	0	0	0	1	1	4
Jim McGlothlin, R (1, 1) OBP: 0.182, SLG: 0.154		F7			6-3		1-3			2	0	0	0	0	0	2
Bill Skowron, R (7, PH) OBP: 0.246, SLG: 0.259										1	0	0	0	0	0	1
Bill Kelso, R (7, 1) OBP: 0.105, SLG: 0.105										0	0	0	0	0	0	0
Inning Stats	R: 0 E: 0 K: 0 S: 4 H: 1 LOB: 1 BB: 0 P: 4	R: 0 E: 0 K: 1 S: 6 H: 1 LOB: 2 BB: 1 P: 10	R: 0 E: 0 K: 1 S: 5 H: 1 LOB: 0 BB: 0 P: 5	R: 0 E: 0 K: 1 S: 4 H: 0 LOB: 2 BB: 3 P: 16	R: 0 E: 0 K: 0 S: 3 H: 0 LOB: 0 BB: 0 P: 3	R: 0 E: 0 K: 0 S: 3 H: 0 LOB: 0 BB: 0 P: 3	R: 0 E: 0 K: 0 S: 3 H: 0 LOB: 1 BB: 0 P: 4	R: 0 E: 0 K: 1 S: 6 H: 1 LOB: 1 BB: 0 P: 6	R: 0 E: 0 K: 1 S: 6 H: 1 LOB: 1 BB: 0 P: 6	1B: 4 2B: 0 3B: 1 HR: 0	SF: 0 SAC: 0 DP: 1 HBP: 1						

TOP

California Angels @ Washington Senators

D.C. Stadium, Washington, DC

Sat Sep 09 1967, 3:33 AM EDT

Att. 2,918 - Unknown

livebaseballscorecards.com

AB	30
R	0
H	5
RBI	0
BB	4
SO	5
LOB	16

PITCHER		IP	WLS	BF	H	R	ER	SO	BB	IBB	HBP	BLK	WP	HR	S	P	ERA	WHIP
Camilo Pascual, R ERA: 3.28	(1, 1)	3.0		12	3	0	0	2	0	1	0	0	0	0	15	19	0.00	1.000
Darold Knowles, L ERA: 2.31	(4, 1)	6.0	W	23	2	0	0	3	3	0	1	0	0	0	25	38	0.00	0.833

PITCHER		IP	WLS	BF	H	R	ER	SO	BB	IBB	HBP	BLK	WP	HR	S	P	ERA	WHIP

Batter	1	2	3	4	5	6	7	8	9	AB	R	H	RBI	BB	SO	LOB
Fred Valentine, S (1, 8) (8, 7) OBP: 0.329, SLG: 0.338	F9		1-2 1B		2B 3B 1B		WP FC6-2 2B			4	1	3	0	0	0	0
Ken McMullen, R (1, 5) OBP: 0.303, SLG: 0.396	5-3		F3		1-3 3B 2B		L6 2-3			4	1	1	0	0	0	3
Frank Howard, R (1, 7) OBP: 0.339, SLG: 0.524 Ed Stroud, L (7, PR) OBP: 0.298, SLG: 0.280 (8, 8)	K			F3	3B HBP		FC6-2 3-H			3 0	1 0	0 0	0 0	0 0	1 0	1 0
Dick Nen, L (1, 3) OBP: 0.290, SLG: 0.352		F8		4-3	1-H 2-H 3-H 1B 3B		F7			4	1	1	3	0	0	1
Cap Peterson, R (1, 9) OBP: 0.300, SLG: 0.348		K		1B 1B	3-H 1B			K		4	0	2	1	0	2	0
Paul Casanova, R (1, 2) OBP: 0.272, SLG: 0.342		5-3		1-2 1B	F2			K		4	0	1	0	0	1	1
Bernie Allen, L (1, 4) OBP: 0.245, SLG: 0.258			4-3	4-3		F8		F8		4	0	0	0	0	0	2
Tim Cullen, R (1, 6) OBP: 0.307, SLG: 0.266			6-3		6-3	F9				3	0	0	0	0	0	0
Camilo Pascual, R (1, 1) OBP: 0.236, SLG: 0.196 Bob Priddy, R (3, PR) OBP: 0.261, SLG: 0.150 Darold Knowles, L (4, 1) OBP: 0.063, SLG: 0.063			1B 1B		K	K				1 0 2	0 0 0	1 0 0	0 0 0	0 0 0	0 0 2	0 0 0
Inning Stats	R: 0 E: 0 K: 1 S: 5 H: 0 LOB: 0 BB: 0 P: 5	R: 0 E: 0 K: 1 S: 5 H: 0 LOB: 0 BB: 0 P: 5	R: 0 E: 0 K: 0 S: 5 H: 2 LOB: 2 BB: 0 P: 5	R: 0 E: 0 K: 0 S: 5 H: 2 LOB: 2 BB: 0 P: 5	R: 4 E: 0 K: 1 S: 9 H: 4 LOB: 1 BB: 0 P: 10	R: 0 E: 0 K: 1 S: 5 H: 0 LOB: 0 BB: 0 P: 5	R: 0 E: 0 K: 0 S: 4 H: 1 LOB: 1 BB: 0 P: 4	R: 0 E: 0 K: 2 S: 7 H: 0 LOB: 0 BB: 0 P: 7		1B: 6 2B: 2 3B: 1 HR: 0	SF: 0 SAC: 0 DP: 0 HBP: 1						

PITCHER		IP	WLS	BF	H	R	ER	SO	BB	IBB	HBP	BLK	WP	HR	S	P	ERA	WHIP
Jim McGlothlin, R ERA: 2.81	(1, 1)	6.0	L	27	8	4	4	4	0	0	1	0	0	0	34	35	6.00	1.333
Bill Kelso, R ERA: 3.1	(7, 1)	2.0		7	1	0	0	2	0	0	0	0	1	0	11	11	0.00	0.500

PITCHER	IP	WLS	BF	H	R	ER	SO	BB	IBB	HBP	BLK	WP	HR	S	P	ERA	WHIP

BOTTOM

California Angels @ Washington Senators

D.C. Stadium, Washington, DC

Sat Sep 09 1967, 3:33 AM EDT

Att. 2,918 - Unknown

livebaseballscorecards.com

AB	33
R	4
H	9
RBI	4
BB	0
SO	6
LOB	8

Batter	1	2	3	4	5	6	7	8	9	AB	R	H	RBI	BB	SO	LOB
Aurelio Rodriguez, R (1, 5) OBP: 0.308, SLG: 0.412	1B		5-3			1B		4-3		4	0	2	0	0	0	0
Jim Fregosi, R (1, 6) OBP: 0.353, SLG: 0.394	F8		K			F2		1-3		4	0	0	0	0	1	2
Jimmie Hall, L (1, 9) OBP: 0.318, SLG: 0.415	1-2 1B			6-3		1-2 1B			F5	4	0	2	0	0	0	0
Don Mincher, L (1, 3) OBP: 0.378, SLG: 0.483	F7			3-1		F6			G3	4	0	0	0	0	0	4
Roger Repoz, L (1, 8) OBP: 0.333, SLG: 0.417	3-1			4-3			G6-4-3 1B		BBBB 2B BB	3	1	1	0	1	0	2
Rick Reichardt, R (1, 7) OBP: 0.309, SLG: 0.382		SSS K			SSS K		G6-4-3 1-2f		1-H 2B	4	0	1	1	0	2	1
Buck Rodgers, S (1, 2) OBP: 0.270, SLG: 0.289		F8			F4		G3		FC6-4 IBB	3	0	0	0	1	0	0
Bobby Knoop, R (1, 4) OBP: 0.302, SLG: 0.350 Jay Johnstone, L (8, PH) OBP: 0.211, SLG: 0.262 Tom Satriano, L (8, 4) OBP: 0.318, SLG: 0.324		5-3			SSS K			HR	FC6-4 1-2f	2 1 1	0 1 0	0 1 0	0 1 0	0 0 0	1 0 0	0 0 2
George Brunet, R (1, 1) OBP: 0.068, SLG: 0.055 Minnie Rojas, R (9, 1) OBP: 0.125, SLG: 0.067			F5			1-4-3		L5		3 0	0 0	0 0	0 0	0 0	0 0	0 0
Inning Stats	R: 0 E: 0 K: 0 S: 5 H: 2 LOB: 2 BB: 0 P: 5	R: 0 E: 0 K: 1 S: 5 H: 0 LOB: 0 BB: 0 P: 5	R: 0 E: 0 K: 1 S: 5 H: 0 LOB: 0 BB: 0 P: 5	R: 0 E: 0 K: 0 S: 3 H: 0 LOB: 0 BB: 0 P: 3	R: 0 E: 0 K: 2 S: 7 H: 0 LOB: 0 BB: 0 P: 7	R: 0 E: 0 K: 0 S: 5 H: 2 LOB: 2 BB: 0 P: 5	R: 0 E: 0 K: 0 S: 3 H: 1 LOB: 0 BB: 0 P: 3	R: 1 E: 0 K: 0 S: 4 H: 1 LOB: 0 BB: 0 P: 4	R: 1 E: 0 K: 0 S: 4 H: 1 LOB: 2 BB: 2 P: 12	1B: 5 2B: 1 3B: 0 HR: 1 SF: 0 SAC: 0 DP: 1 HBP: 0						

TOP

California Angels @ Washington Senators

D.C. Stadium, Washington, DC

Sun Sep 10 1967, 3:33 AM EDT

Att. 4,310 - Unknown

livebaseballscorecards.com

AB	33
R	2
H	7
RBI	2
BB	2
SO	4
LOB	11

WP: 0 PB: 0 SB: 0 CS: 0 PA: 35

PITCHER		IP	WLS	BF	H	R	ER	SO	BB	IBB	HBP	BLK	WP	HR	S	P	ERA	WHIP
Dick Bosman, R ERA: 1.04	(1, 1)	8.0		29	6	1	1	4	0	0	0	0	0	1	37	37	1.12	0.750
Dick Lines, L ERA: 3.66	(9, 1)	1.0	W	6	1	1	1	0	1	1	0	0	0	0	4	12	9.00	2.000

PITCHER		IP	WLS	BF	H	R	ER	SO	BB	IBB	HBP	BLK	WP	HR	S	P	ERA	WHIP

Batter	1	2	3	4	5	6	7	8	9	AB	R	H	RBI	BB	SO	LOB
Tim Cullen, R (1, 6) OBP: 0.307, SLG: 0.265	F8		F4			F5			1B	4	1	1	0	0	0	0
Ken McMullen, R (1, 5) OBP: 0.303, SLG: 0.395	F4			F9		1-3			1-2	4	1	1	0	0	0	0
Frank Howard, R (1, 7) OBP: 0.342, SLG: 0.526	1B			1B		F9			1-3 2-H	4	0	3	1	0	0	0
Ed Stroud, L (9, PR) OBP: 0.298, SLG: 0.280										0	1	0	0	0	0	0
Cap Peterson, R (1, 9) OBP: 0.299, SLG: 0.347	K			F5			F9		1-3 3-H	4	0	1	1	0	1	2
Hank Allen, R (1, 8) OBP: 0.276, SLG: 0.316		4-3		F8			G5-4-3		1-2	3	0	1	0	1	0	1
Paul Casanova, R (1, 2) OBP: 0.272, SLG: 0.341		F3			F7		G5-4-3		1-2 2-3 3-H	4	0	1	1	0	0	1
Dick Nen, L (1, 3) OBP: 0.288, SLG: 0.348		6-3			F9			K		2	0	0	0	0	0	0
John Orsino, R (8, PH)										1	0	0	0	0	1	0
Mike Epstein, L (9, 3) OBP: 0.328, SLG: 0.369										0	0	0	0	0	0	0
Frank Coggins, S (1, 4) OBP: 0.333, SLG: 0.333			F9		1B			6-3		3	0	1	0	0	0	0
Dick Bosman, R (1, 1)			6-3		6-3			5-3		2	0	0	0	0	0	1
Fred Valentine, S (8, PH) OBP: 0.328, SLG: 0.337										1	0	0	0	0	0	0
Dick Lines, R (9, 1) OBP: 0.333, SLG: 0.111										0	0	0	0	0	0	0
Inning Stats	R: 0 E: 0 K: 1 S: 6 H: 1 LOB: 1 BB: 0 P: 6	R: 0 E: 0 K: 0 S: 3 H: 0 LOB: 0 BB: 0 P: 3	R: 0 E: 0 K: 0 S: 3 H: 0 LOB: 0 BB: 0 P: 3	R: 0 E: 0 K: 0 S: 4 H: 1 LOB: 1 BB: 0 P: 4	R: 0 E: 0 K: 0 S: 4 H: 1 LOB: 1 BB: 0 P: 4	R: 0 E: 0 K: 0 S: 3 H: 0 LOB: 0 BB: 0 P: 3	R: 0 E: 0 K: 0 S: 3 H: 1 LOB: 0 BB: 0 P: 3	R: 0 E: 0 K: 1 S: 5 H: 0 LOB: 0 BB: 0 P: 5	R: 3 E: 0 K: 0 S: 5 H: 5 LOB: 3 BB: 1 P: 9	1B: 9 2B: 0 3B: 0 HR: 0	SF: 0 SAC: 0 DP: 1 HBP: 0						

PITCHER		IP	WLS	BF	H	R	ER	SO	BB	IBB	HBP	BLK	WP	HR	S	P	ERA	WHIP
George Brunet, L ERA: 3.12	(1, 1)	8.0		29	6	2	2	2	0	0	0	0	0	0	33	33	2.25	0.750
Minnie Rojas, R ERA: 2.43	(9, 1)	0.0	L	4	3	1	1	0	0	1	0	0	0	0	3	7	∞	∞

PITCHER	IP	WLS	BF	H	R	ER	SO	BB	IBB	HBP	BLK	WP	HR	S	P	ERA	WHIP

BOTTOM

California Angels @ Washington Senators

D.C. Stadium, Washington, DC

Sun Sep 10 1967, 3:33 AM EDT

Att. 4,310 - Unknown

livebaseballscorecards.com

AB	32
R	3
H	9
RBI	3
BB	1
SO	2
LOB	5

Batter	1	2	3	4	5	6	7	8	9	AB	R	H	RBI	BB	SO	LOB
Ted Uhlaender, L (1, 8) OBP: 0.287, SLG: 0.397	4-3 WP 2B	F5		6-3 2-3	1B 2B	G3			6-3	6	2	2	0	0	0	3
Cesar Tovar, R (1, 5) OBP: 0.331, SLG: 0.366	4-3 2-3	4-3	E6 3-H	1B 2B BB	G3				FC4-6 FC 1B	3	2	0	0	1	0	2
Jackie Hernandez, R (6, 5) OBP: 0.143, SLG: 0.143										2	0	1	0	0	0	0
Harmon Killebrew, R (1, 3) OBP: 0.398, SLG: 0.530	1B 2B 3-H	BB	1B 2B 1-H	2B 1B 1-2 2-H	6-3				FC FC4-6 1-2	5	3	3	2	1	0	1
Tony Oliva, L (1, 9) OBP: 0.348, SLG: 0.461	1B PO BB	F7	E 1B 2B IBB	1B 2B 1-H 2-H	BB				FC4-6 1-2f 2-3	2	2	1	2	3	0	1
Carroll Hardy, R (8, 9) OBP: 0.500, SLG: 0.333										1	0	0	0	0	0	2
Bob Allison, R (1, 7) OBP: 0.351, SLG: 0.451	1B 1-3 2-H	K	E9 2B 1B 1-3 2-H	1B 2-H	K				K	4	1	3	3	0	1	1
Sandy Valdespino, L (5, 7) OBP: 0.198, SLG: 0.211										2	0	0	0	0	2	3
Rod Carew, L (1, 4) OBP: 0.349, SLG: 0.416	K		1B 2-H	4-3				4-3		5	1	2	2	0	1	3
Jerry Zimmerman, R (1, 2) OBP: 0.257, SLG: 0.194	PO 3-H	6-3	K F7	F3				BB		1	0	0	0	0	0	0
Pat Kelly, L (4, PH)										1	0	0	0	0	1	1
Russ Nixon, L (4, PH) OBP: 0.317, SLG: 0.315										2	0	0	0	1	0	1
(4, 2)																
Zoilo Versalles, R (1, 6) OBP: 0.255, SLG: 0.282		F3	1-2 2B 1B	K	F8			F9		5	1	1	0	0	1	1
Dean Chance, R (1, 1) OBP: 0.135, SLG: 0.038		BB	6-3 1-H 2-H E 2B	3-1	1B			L1-3		0	0	0	0	1	0	0
Rich Reese, L (4, PH) OBP: 0.291, SLG: 0.415										1	0	1	2	0	0	0
Dave Boswell, R (4, PR) OBP: 0.250, SLG: 0.319										0	1	0	0	0	0	0
Jim Perry, S (4, 1) OBP: 0.205, SLG: 0.308										3	0	1	0	0	0	1
Inning Stats	R: 2 E: 0 K: 1 S: 7 H: 3 LOB: 1 BB: 1 P: 11	R: 0 E: 0 K: 0 S: 3 H: 0 LOB: 1 BB: 1 P: 7	R: 0 E: 0 K: 1 S: 5 H: 0 LOB: 1 BB: 1 P: 9	R: 7 E: 2 K: 1 S: 12 H: 6 LOB: 1 BB: 1 P: 16	R: 4 E: 0 K: 1 S: 9 H: 4 LOB: 1 BB: 1 P: 13	R: 0 E: 0 K: 0 S: 4 H: 1 LOB: 1 BB: 0 P: 4	R: 0 E: 0 K: 1 S: 5 H: 0 LOB: 1 BB: 1 P: 9	R: 0 E: 0 K: 0 S: 3 H: 0 LOB: 1 BB: 1 P: 7	R: 0 E: 0 K: 1 S: 7 H: 1 LOB: 2 BB: 0 P: 7	1B: 8 2B: 7 3B: 0 HR: 0 SF: 0 SAC: 0 DP: 0 HBP: 0						

PITCHER		IP	WLS	BF	H	R	ER	SO	BB	IBB	HBP	BLK	WP	HR	S	P	ERA	WHIP
Joe Coleman, R ERA: 4.66	(1, 1)	0.1		5	3	2	2	0	1	0	0	0	1	0	4	8	54.00	12.000
Bob Humphreys, R ERA: 4.25	(1, 1)	3.0		13	3	3	2	3	2	0	0	0	0	0	17	25	6.00	1.667
Casey Cox, R ERA: 2.84	(4, 1)	0.2	L	7	3	4	0	0	0	1	0	0	0	0	6	10	0.00	4.500
Dick Nold, R ERA: 5.12	(5, 1)	2.0		12	5	4	4	1	1	0	0	0	0	0	13	17	18.00	3.000
Dick Lines, L ERA: 3.53	(7, 1)	3.0		13	1	0	0	2	2	0	0	0	0	0	15	23	0.00	1.000

PITCHER	IP	WLS	BF	H	R	ER	SO	BB	IBB	HBP	BLK	WP	HR	S	P	ERA	WHIP

TOP

Minnesota Twins @ Washington Senators

D.C. Stadium, Washington, DC

Mon Sep 11 1967, 7:05 PM EDT

Att. 5,368 - Unknown

livebaseballscorecards.com

AB	43
R	13
H	15
RBI	11
BB	7
SO	6
LOB	20

WP: 1 PB: 0 SB: 0 CS: 0 PA: 51

BOTTOM

Minnesota Twins @ Washington Senators

D.C. Stadium, Washington, DC

Mon Sep 11 1967, 7:05 PM EDT

Att. 5,368 - Unknown

livebaseballscorecards.com

Batter	1	2	3	4	5	6	7	8	9	AB	R	H	RBI	BB	SO	LOB
Fred Valentine, S (1, 8) (6, 9) OBP: 0.327, SLG: 0.335	E3 4-3			F9			F7		FC6-4 1-2	5	1	1	0	0	0	2
Ken McMullen, R (1, 5) OBP: 0.300, SLG: 0.391	4-3	F7		L4			F8		FC6-4 1-2f 2-3	5	0	0	0	0	0	3
Frank Howard, R (1, 7) OBP: 0.338, SLG: 0.520	E1 2-3	6-3			F9		F5		F4	5	1	0	0	0	0	3
Dick Nen, L (1, 3) OBP: 0.287, SLG: 0.347	1-3 3-H	G3			K			G3		4	1	1	1	0	1	0
Cap Peterson, R (1, 9) OBP: 0.299, SLG: 0.347 Ed Stroud, L (6, 8) OBP: 0.300, SLG: 0.284	F6		F4		FC6-4			4-3		3 1	0 0	1 1	0 0	0 0	0 0	2 0
Paul Casanova, R (1, 2) OBP: 0.273, SLG: 0.341 Jim French, L (6, 2)	E6 1-2 3-H		FC4-6		FC6-4 1-2f			4-3 1-2		3 1	1 0	1 0	0 0	0 0	0 0	2 1
Frank Coggins, S (1, 4) OBP: 0.286, SLG: 0.286	1-3 2-H		K			1-3		6-3		4	1	1	1	0	1	2
Tim Cullen, R (1, 6) OBP: 0.308, SLG: 0.266	IBB		FC4-6 1-2f			L4			FC6-4	3	0	1	0	1	0	1
Joe Coleman, R (1, 1) OBP: 0.128, SLG: 0.083 Bob Humphreys, R (1, 1) OBP: 0.294, SLG: 0.143 Casey Cox, R (4, 1) Bob Saverine, S (4, PH) OBP: 0.293, SLG: 0.302 Dick Nold, R (5, 1) Bob Chance, L (6, PH) OBP: 0.341, SLG: 0.457 Dick Lines, R (7, 1) OBP: 0.333, SLG: 0.111 Mike Epstein, L (9, PH) OBP: 0.326, SLG: 0.368	1-2 2-H 3-H			K		L5			F8	0 1 0 1 0 0 1 0	0 0 0 0 0 0 0 0	0 1 0 0 0 0 0 0	0 2 0 0 1 0 0 0	0 0 0 0 0 0 0 0	0 0 0 0 0 0 0 0	0 0 0 0 0 0 0 1
Inning Stats	R: 5 E: 3 K: 0 S: 9 H: 3 LOB: 2 BB: 1 P: 13	R: 0 E: 0 K: 0 S: 3 H: 0 LOB: 0 BB: 0 P: 3	R: 0 E: 0 K: 1 S: 6 H: 1 LOB: 1 BB: 0 P: 6	R: 0 E: 0 K: 1 S: 5 H: 0 LOB: 0 BB: 0 P: 5	R: 0 E: 0 K: 1 S: 6 H: 1 LOB: 1 BB: 0 P: 6	R: 0 E: 0 K: 0 S: 3 H: 0 LOB: 0 BB: 0 P: 3	R: 0 E: 0 K: 0 S: 3 H: 0 LOB: 0 BB: 0 P: 3	R: 0 E: 0 K: 0 S: 4 H: 1 LOB: 1 BB: 0 P: 4	R: 0 E: 0 K: 0 S: 5 H: 2 LOB: 2 BB: 0 P: 5	1B: 8 2B: 0 3B: 0 HR: 0 SF: 0 SAC: 0 DP: 0 HBP: 0						

	AB	38
	R	5
	H	8
	RBI	4
	BB	1
	SO	3
	LOB	17

WP: 0 PB: 0 SB: 0 CS: 0 PA: 39

PITCHER		IP	WLS	BF	H	R	ER	SO	BB	IBB	HBP	BLK	WP	HR	S	P	ERA	WHIP
Dean Chance, R ERA: 2.46	(1, 1)	3.0		17	4	5	0	1	0	1	0	0	0	0	18	22	0.00	1.333
Jim Perry, R ERA: 3.07	(4, 1)	6.0	W	22	4	0	0	2	0	0	0	0	0	0	26	26	0.00	0.667

PITCHER	IP	WLS	BF	H	R	ER	SO	BB	IBB	HBP	BLK	WP	HR	S	P	ERA	WHIP

Batter	1	2	3	4	5	6	7	8	9	AB	R	H	RBI	BB	SO	LOB
Ted Uhlaender, L (1, 8) OBP: 0.291, SLG: 0.398	BBBB 4-0 1B SF7 BB	x 0-0 ③ G3			x 0-0 2B 1B		x 0-0 ② 3-1 1-2		x 0-0 WP 1B 1B	4	2	2	0	1	0	3
Cesar Tovar, R (1, 4) (7, 7) OBP: 0.336, SLG: 0.372	x 0-0 1-3 1B		BBBB 4-0 G5-4-3 BB		x 0-0 1-3 2B		x 0-0 E 1B 2-H 1B		x 0-0 1-H 1B	4	1	4	2	1	0	0
Harmon Killebrew, R (1, 3) OBP: 0.395, SLG: 0.525	x 0-0 ① SF7 3-H	x 0-0 ①② G5-4-3 1-2f		SSS 0-3 ③ K		x 0-0 E4 1B 1-3		x 0-0 ② F9	4	0	0	1	0	1	5
Tony Oliva, L (1, 9) OBP: 0.347, SLG: 0.459	x 0-0 ② F5	x 0-0 ③ 4-3			x 0-0 ① F7	x 0-0 1-2 1B 3-H		SSS 0-3 ③ K	5	0	1	1	0	1	2
Bob Allison, R (1, 7) OBP: 0.348, SLG: 0.446 Al Worthington, R (7, 1)	x 0-0 ③ L4			SSS 0-3 ① K	x 0-0 ② 6-3	SSS 0-3 ③ K			4 0	0 0	0 0	0 0	0 0	2 0	3 0
Rich Rollins, R (1, 5) OBP: 0.311, SLG: 0.350		x 0-0 1B 2B		SSS 0-3 ② K	x 0-0 2B			x 0-0 ① F6	4	0	2	0	0	1	0
Earl Battey, R (1, 2) OBP: 0.256, SLG: 0.213 Rich Reese, L (8, PH) OBP: 0.291, SLG: 0.415 Carroll Hardy, R (8, PH) OBP: 0.400, SLG: 0.250 Pat Kelly, L (8, PR) Russ Nixon, L (8, 2) OBP: 0.317, SLG: 0.315		x 0-0 ① F9		SSS 0-3 ③ K	x 0-0 ③ 5-3			x 0-0 E6 G6-4-3	3 0 1 0 0	0 0 0 0 0	0 0 0 0 0	0 0 0 0 0	0 0 0 0 0	1 0 0 0 0	2 0 0 0 0
Zoilo Versalles, R (1, 6) OBP: 0.257, SLG: 0.286		x 0-0 2-3 1B			SSS 0-3 ① K		x 0-0 ① 2B	x 0-0 ②③ G6-4-3 1-2f	4	0	2	0	0	1	1
Jim Merritt, L (1, 1) OBP: 0.211, SLG: 0.174 Frank Kostro, R (7, PH) OBP: 0.393, SLG: 0.346 Rod Carew, L (7, 4) OBP: 0.348, SLG: 0.415		SSS 0-3 ② K			x 0-0 ② 4-3		x 0-0 3-1 1B 1B	SSS 0-3 ① K	2 1 1	0 1 0	0 1 0	0 0 0	0 0 0	1 0 1	2 0 0
Inning Stats	R: 1 E: 0 K: 0 S: 4 H: 1 LOB: 1 BB: 1 P: 8	R: 0 E: 0 K: 1 S: 7 H: 2 LOB: 2 BB: 0 P: 7	R: 0 E: 0 K: 0 S: 2 H: 0 LOB: 0 BB: 1 P: 6	R: 0 E: 0 K: 3 S: 9 H: 0 LOB: 0 BB: 0 P: 9	R: 0 E: 0 K: 2 S: 9 H: 2 LOB: 2 BB: 0 P: 9	R: 0 E: 0 K: 0 S: 4 H: 1 LOB: 1 BB: 0 P: 4	R: 2 E: 1 K: 1 S: 9 H: 4 LOB: 2 BB: 0 P: 9	R: 0 E: 1 K: 0 S: 3 H: 0 LOB: 1 BB: 0 P: 3	R: 1 E: 0 K: 2 S: 9 H: 2 LOB: 1 BB: 0 P: 9	1B: 8 2B: 4 3B: 0 HR: 0 SF: 1 SAC: 0 DP: 2 HBP: 0						

PITCHER		IP	WLS	BF	H	R	ER	SO	BB	IBB	HBP	BLK	WP	HR	S	P	ERA	WHIP
Frank Bertaina, L ERA: 3.46	(1, 1)	6.2	W	29	9	3	2	6	2	0	0	0	0	0	39	47	2.70	1.650
Dave Baldwin, R ERA: 1.61	(7, 1)	0.2		4	1	0	0	1	0	0	0	0	0	0	6	6	0.00	1.500
Darold Knowles, L ERA: 2.36	(8, 1)	1.2	S	7	2	1	1	2	0	0	0	0	1	0	11	11	5.40	1.200

PITCHER	IP	WLS	BF	H	R	ER	SO	BB	IBB	HBP	BLK	WP	HR	S	P	ERA	WHIP

TOP

Minnesota Twins @ Washington Senators

D.C. Stadium, Washington, DC

Tue Sep 12 1967, 7:05 PM EDT

Att. 6,367 - Unknown

livebaseballscorecards.com

AB	37
R	4
H	12
RBI	4
BB	2
SO	9
LOB	18

Batter	1	2	3	4	5	6	7	8	9	AB	R	H	RBI	BB	SO	LOB
Tim Cullen, R (1, 6) OBP: 0.309, SLG: 0.266 Bob Chance, L (7, PH) OBP: 0.333, SLG: 0.444 Ed Brinkman, R (8, 6) OBP: 0.252, SLG: 0.244	5-3	FC5-4 1-2f 3-H			FC4-6 1B		K			3 1 0	0 0 0	1 0 0	1 0 0	0 0 0	0 1 0	1 0 0
Hank Allen, R (1, 8) OBP: 0.276, SLG: 0.315 (9, 7)	1B 1B	F7			FC4-6 1-2f		6-3			4	0	1	0	0	0	2
Ken McMullen, R (1, 5) OBP: 0.299, SLG: 0.390	G5-4-3 1-2 1B		K		F9		F2			4	0	1	0	0	1	1
Frank Howard, R (1, 7) OBP: 0.338, SLG: 0.525 Ed Stroud, L (9, 8) OBP: 0.300, SLG: 0.284	G5-4-3 1-2f		K			K		HR		4 0	1 0	1 0	1 0	0 0	2 0	2 0
Paul Casanova, R (1, 2) OBP: 0.274, SLG: 0.341		1B HBP 1B 1B	5-3			5-3		F7-4-3 BB		3	1	1	0	1	0	0
Fred Valentine, S (1, 9) OBP: 0.328, SLG: 0.343		1B 1-2 1B HBP		F3		HR		K		3	2	1	1	0	1	1
Frank Coggins, S (1, 4) OBP: 0.364, SLG: 0.364		1B FC5-4 1-2 2-3 1B		1-3		1B 1B		F7-4-3 1-2		4	1	2	0	0	0	1
Dick Nen, L (1, 3) OBP: 0.288, SLG: 0.346		F9		5-3		1-3 1B				3	0	1	0	0	0	3
Frank Bertaina, L (1, 1) OBP: 0.083, SLG: 0.083 Dave Baldwin, R (7, 1) Darold Knowles, L (8, 1) OBP: 0.063, SLG: 0.063		FC5-4 1-3 2-H 3-H 1B			1-3	L5				3 0 0	0 0 0	1 0 0	2 0 0	0 0 0	0 0 0	2 0 0
Inning Stats	R: 0 E: 0 K: 0 S: 4 H: 2 LOB: 1 BB: 0 P: 4	R: 3 E: 0 K: 0 S: 6 H: 3 LOB: 1 BB: 0 P: 7	R: 0 E: 0 K: 2 S: 7 H: 0 LOB: 0 BB: 0 P: 7	R: 0 E: 0 K: 0 S: 3 H: 0 LOB: 0 BB: 0 P: 3	R: 0 E: 0 K: 0 S: 4 H: 1 LOB: 1 BB: 0 P: 4	R: 1 E: 0 K: 1 S: 8 H: 3 LOB: 2 BB: 0 P: 8	R: 0 E: 0 K: 1 S: 5 H: 0 LOB: 0 BB: 0 P: 5	R: 1 E: 0 K: 1 S: 5 H: 1 LOB: 0 BB: 1 P: 9		1B: 8 2B: 1 3B: 0 HR: 2 SF: 0 SAC: 0 DP: 2 HBP: 1						

PITCHER	IP	WLS	BF	H	R	ER	SO	BB	IBB	HBP	BLK	WP	HR	S	P	ERA	WHIP
Jim Merritt, L (1, 1) ERA: 2.47	6.0	L	27	9	4	4	3	0	0	1	0	0	1	32	33	6.00	1.500
Al Worthington, R (7, 1) ERA: 3.0	2.0		7	1	1	1	2	1	0	0	0	0	1	10	14	4.50	1.000

PITCHER	IP	WLS	BF	H	R	ER	SO	BB	IBB	HBP	BLK	WP	HR	S	P	ERA	WHIP

BOTTOM

Minnesota Twins @ Washington Senators

D.C. Stadium, Washington, DC

Tue Sep 12 1967, 7:05 PM EDT

Att. 6,367 - Unknown

livebaseballscorecards.com

AB	32
R	5
H	10
RBI	5
BB	1
SO	5
LOB	13

Batter	1	2	3	4	5	6	7	8	9	AB	R	H	RBI	BB	SO	LOB
Ted Uhlaender, L (1, 8) OBP: 0.288, SLG: 0.393	SSS 0-3 ① K		x 0-0 ① F9		x 0-0 ② F7		x 0-0 ③ F9			4	0	0	0	0	1	0
Cesar Tovar, R (1, 5) OBP: 0.337, SLG: 0.374	H 1-0 HR HBP		x 0-0 ② F7		x 0-0 WP 2B			x 0-0 ① 1-3		3	1	1	0	0	0	0
Harmon Killebrew, R (1, 3) OBP: 0.396, SLG: 0.530	x 0-0 1-H HR		x 0-0 ③ F7		BBBB 4-0 2-3 BB			x 0-0 ② 6-3		3	1	1	2	1	0	0
Tony Oliva, L (1, 9) OBP: 0.346, SLG: 0.457	x 0-0 ② F7			x 0-0 3B 1B	x 0-0 ③ 1-3			x 0-0 ③ 3-1		4	1	1	0	0	0	2
Bob Allison, R (1, 7) OBP: 0.348, SLG: 0.449 Sandy Valdespino, L (9, 7) OBP: 0.198, SLG: 0.211	x 0-0 ③ F2			x 0-0 1-H 3B		SSS 0-3 ① K			SSS 0-3 ① K	4 0	0 0	1 0	1 0	0 0	2 0	0 0
Rod Carew, L (1, 4) OBP: 0.345, SLG: 0.412		x 0-0 ① 1-6-3		SSS 0-3 ① K		x 0-0 ② F8			x 0-0 ② 4-3	4	0	0	0	0	1	1
Jerry Zimmerman, R (1, 2) OBP: 0.257, SLG: 0.200		x 0-0 2B		SSS 0-3 ② K		x 0-0 ③ 6-3			SSS 0-3 ③ K	4	0	1	0	0	2	1
Zoilo Versalles, R (1, 6) OBP: 0.255, SLG: 0.284 Jackie Hernandez, R (7, 6) OBP: 0.143, SLG: 0.143		x 0-0 ② F3		x 0-0 ③ 6-3			x 0-0 ① F8			3 0	0 0	0 0	0 0	0 0	0 0	2 0
Jim Kaat, L (1, 1) OBP: 0.245, SLG: 0.276 Dean Chance, R (9, 1) OBP: 0.135, SLG: 0.038 Carroll Hardy, R (9, 9) OBP: 0.400, SLG: 0.250		x 0-0 ③ F5			x 0-0 ① F4		SSS 0-3 ② K			3 0 0	0 0 0	0 0 0	0 0 0	0 0 0	1 0 0	1 0 0
Inning Stats	R: 2 E: 0 K: 1 S: 6 H: 1 LOB: 0 BB: 0 P: 7	R: 0 E: 0 K: 0 S: 4 H: 1 LOB: 1 BB: 0 P: 4	R: 0 E: 0 K: 0 S: 3 H: 0 LOB: 0 BB: 0 P: 3	R: 1 E: 0 K: 2 S: 9 H: 2 LOB: 1 BB: 0 P: 9	R: 0 E: 0 K: 0 S: 4 H: 1 LOB: 2 BB: 1 P: 8	R: 0 E: 0 K: 1 S: 5 H: 0 LOB: 0 BB: 0 P: 5	R: 0 E: 0 K: 1 S: 5 H: 0 LOB: 0 BB: 0 P: 5	R: 0 E: 0 K: 0 S: 3 H: 0 LOB: 0 BB: 0 P: 3	R: 0 E: 0 K: 2 S: 7 H: 0 LOB: 0 BB: 0 P: 7	1B: 1 2B: 2 3B: 1 HR: 1 SF: 0 SAC: 0 DP: 0 HBP: 1						

PITCHER		IP	WLS	BF	H	R	ER	SO	BB	IBB	HBP	BLK	WP	HR	S	P	ERA	WHIP
Phil Ortega, R ERA: 3.1	(1, 1)	6.0	L	25	5	3	3	4	1	0	1	0	1	1	31	36	4.50	1.000
Bob Priddy, R ERA: 3.3	(7, 1)	2.0		6	0	0	0	1	0	0	0	0	0	0	8	8	0.00	0.000
Casey Cox, R ERA: 2.8	(9, 1)	1.0		3	0	0	0	2	0	0	0	0	0	0	7	7	0.00	0.000

PITCHER	IP	WLS	BF	H	R	ER	SO	BB	IBB	HBP	BLK	WP	HR	S	P	ERA	WHIP

TOP

Minnesota Twins @ Washington Senators

D.C. Stadium, Washington, DC

Wed Sep 13 1967, 7:05 PM EDT

Att. 7,499 - Unknown

livebaseballscorecards.com

AB	32
R	3
H	5
RBI	3
BB	1
SO	7
LOB	7

WP: 1	PA: 34
PB: 0	
SB: 0	
CS: 0	

BOTTOM

Minnesota Twins @ Washington Senators

D.C. Stadium, Washington, DC

Wed Sep 13 1967, 7:05 PM EDT

Att. 7,499 - Unknown

livebaseballscorecards.com

Batter	1	2	3	4	5	6	7	8	9	AB	R	H	RBI	BB	SO	LOB
Tim Cullen, R (1, 6) OBP: 0.308, SLG: 0.266	F7		F4			F9		1B 1-2		4	0	1	0	0	0	0
Hank Allen, R (1, 8) OBP: 0.276, SLG: 0.314	E4 CS			F9		F9		FC4-6 1-2 2-3		4	0	1	0	0	0	0
Casey Cox, R (9, 1)										0	0	0	0	0	0	0
Ken McMullen, R (1, 5) OBP: 0.297, SLG: 0.387	K 1-2			5-3			F8	FC4-6 1-2f		4	0	0	0	0	1	4
Frank Howard, R (1, 7) OBP: 0.339, SLG: 0.523		FC6-5 1B BB		F8			K		1B 2B 1B	3	0	1	0	1	1	0
Ed Stroud, L (9, PR) OBP: 0.300, SLG: 0.284										0	1	0	0	0	0	0
Paul Casanova, R (1, 2) OBP: 0.278, SLG: 0.344		FC6-5 1-2 1B			4-3		FC4 1B		2B 1-3 SF7 1B	4	1	3	0	0	0	0
Fred Valentine, S (1, 9) OBP: 0.330, SLG: 0.347		FC6-5 G6-4-3 1-2 2-3f			1B		FC4 1-2f		1-3 3-H 2B	4	0	2	1	0	0	3
(9, 8)																
Frank Coggins, S (1, 4) OBP: 0.333, SLG: 0.357		G6-4-3 1-2f			K			1B 1B 1B	SF7 3-H	3	0	1	1	0	1	3
Dick Nen, L (1, 3) OBP: 0.286, SLG: 0.343			K		K			K	K	2	0	0	0	0	2	1
Bob Saverine, S (8, PH) OBP: 0.292, SLG: 0.301										1	0	0	0	0	1	1
Mike Epstein, L (9, 3) OBP: 0.325, SLG: 0.367										1	0	0	0	0	1	2
Phil Ortega, R (1, 1) OBP: 0.141, SLG: 0.068			K			K		K	K	1	0	0	0	0	1	0
Doug Camilli, R (6, PH) OBP: 0.205, SLG: 0.257										1	0	0	0	0	1	0
Bob Priddy, R (7, 1) OBP: 0.261, SLG: 0.150										0	0	0	0	0	0	0
Cap Peterson, R (8, PH) OBP: 0.298, SLG: 0.345										2	0	0	0	0	2	3
(9, 9)																
Inning Stats	R: 0 E: 1 K: 1 S: 5 H: 0 LOB: 1 BB: 0 P: 5	R: 0 E: 0 K: 0 S: 3 H: 1 LOB: 1 BB: 1 P: 7	R: 0 E: 0 K: 2 S: 7 H: 0 LOB: 0 BB: 0 P: 7	R: 0 E: 0 K: 0 S: 3 H: 0 LOB: 0 BB: 0 P: 3	R: 0 E: 0 K: 2 S: 8 H: 1 LOB: 1 BB: 0 P: 8	R: 0 E: 0 K: 1 S: 5 H: 0 LOB: 0 BB: 0 P: 5	R: 0 E: 0 K: 1 S: 6 H: 1 LOB: 1 BB: 0 P: 6	R: 0 E: 0 K: 2 S: 10 H: 3 LOB: 3 BB: 0 P: 10	R: 2 E: 0 K: 2 S: 10 H: 3 LOB: 2 BB: 0 P: 10	1B: 8 2B: 2 3B: 0 HR: 0 SF: 1 SAC: 0 DP: 2 HBP: 0	WP: 0 PB: 0 SB: 0 CS: 1 PA: 36					

	AB	34
	R	2
	H	9
	RBI	2
	BB	1
	SO	11
	LOB	17

PITCHER		IP	WLS	BF	H	R	ER	SO	BB	IBB	HBP	BLK	WP	HR	S	P	ERA	WHIP
Jim Kaat, L ERA: 3.37	(1, 1)	8.0	W	33	9	2	2	9	1	0	0	0	0	0	50	54	2.25	1.250
Dean Chance, R ERA: 2.45	(9, 1)	1.0	S	3	0	0	0	2	0	0	0	0	0	0	7	7	0.00	0.000

PITCHER	IP	WLS	BF	H	R	ER	SO	BB	IBB	HBP	BLK	WP	HR	S	P	ERA	WHIP

Washington Senators @ Detroit Tigers

Tiger Stadium, Detroit, MI

Fri Sep 15 1967, 7:05 PM EDT

Att. 20,988 - Unknown

TOP

livebaseballscorecards.com

Batter	1	2	3	4	5	6	7	8	9	AB	R	H	RBI	BB	SO	LOB
Ed Stroud, L (1, 8) OBP: 0.294, SLG: 0.277	2-3	4-3		L9			F5		K	5	0	0	0	0	1	4
Fred Valentine, S (1, 9) OBP: 0.330, SLG: 0.344	K		WP BB		K		K		HBP	3	0	0	0	1	3	0
Ken McMullen, R (1, 5) OBP: 0.296, SLG: 0.384	6-3		6-3		6-3			FC6-4 BB	4-3	4	0	0	0	1	0	4
Frank Howard, R (1, 7) OBP: 0.338, SLG: 0.520		FC5-4 1B 2B BB	5-3		K			FC6-4 S		3	1	0	0	1	1	2
Bob Saverine, S (8, PR) OBP: 0.292, SLG: 0.301										0	0	0	0	0	0	0
Dick Nen, L (8, 3) OBP: 0.286, SLG: 0.343										0	0	0	0	0	0	0
Mike Epstein, L (1, 3) OBP: 0.329, SLG: 0.368		FC5-4 1B	BB			F7		F7		2	0	1	0	1	0	0
Hank Allen, R (8, PH) OBP: 0.275, SLG: 0.313										1	0	0	0	0	0	1
(8, 7)																
Paul Casanova, R (1, 2) OBP: 0.276, SLG: 0.341		FC5-4 2B	6-3			6-3		F2		4	1	0	0	0	0	6
Frank Coggins, S (1, 4) OBP: 0.421, SLG: 0.667		1B 2B		K		HR			HBP SH3-4 1B	4	2	3	3	0	1	0
Tim Cullen, R (1, 6) OBP: 0.308, SLG: 0.267		SH1-3 1B		L9		6-3			SH3-4	3	0	1	1	0	0	0
Dick Bosman, R (1, 1) OBP: 0.091, SLG: 0.091		SH1-3		1B			L9		HBP BB	2	0	1	0	0	0	0
Daroid Knowles, L (7, 1) OBP: 0.063, SLG: 0.063										0	0	0	0	0	0	0
Dave Baldwin, R (8, 1)										0	0	0	0	0	0	0
Bob Chance, L (9, PH) OBP: 0.349, SLG: 0.444										0	0	0	0	1	0	0
Bob Priddy, R (9, PR) OBP: 0.261, SLG: 0.150										0	0	0	0	0	0	0
Casey Cox, R (9, 1)										0	0	0	0	0	0	0
Inning Stats	R: 0 E: 0 K: 1 S: 5 H: 0 LOB: 0 BB: 0 P: 5	R: 3 E: 0 K: 0 S: 6 H: 3 LOB: 1 BB: 1 P: 10	R: 0 E: 0 K: 0 S: 3 H: 0 LOB: 2 BB: 2 P: 11	R: 0 E: 0 K: 1 S: 6 H: 1 LOB: 1 BB: 0 P: 6	R: 0 E: 0 K: 2 S: 7 H: 0 LOB: 0 BB: 0 P: 7	R: 1 E: 0 K: 0 S: 4 H: 1 LOB: 0 BB: 0 P: 4	R: 0 E: 0 K: 1 S: 5 H: 0 LOB: 0 BB: 0 P: 5	R: 0 E: 0 K: 0 S: 3 H: 0 LOB: 2 BB: 1 P: 7	R: 0 E: 0 K: 1 S: 6 H: 1 LOB: 3 BB: 1 P: 11	1B: 4 2B: 1 3B: 0 HR: 1	SF: 0 SAC: 2 DP: 0 HBP: 1					

	AB	31
	R	4
	H	6
	RBI	4
	BB	5
	SO	6
	LOB	17

WP: 1 PB: 0 SB: 1 CS: 0 PA: 39

PITCHER		IP	WLS	BF	H	R	ER	SO	BB	IBB	HBP	BLK	WP	HR	S	P	ERA	WHIP
Joe Sparma, R ERA: 3.86	(1, 1)	1.1		8	3	3	3	1	1	0	0	0	0	0	9	13	20.25	3.000
Mike Marshall, R ERA: 1.8	(2, 1)	0.2		2	0	0	0	0	0	0	0	0	0	0	2	2	0.00	0.000
Pat Dobson, R ERA: 2.76	(3, 1)	3.0		12	1	0	0	3	2	0	0	0	1	0	16	24	0.00	1.000
Dave Wickersham, R ERA: 2.81	(6, 1)	2.0		7	1	1	1	1	0	0	0	0	0	1	9	9	4.50	0.500
Hank Aguirre, L ERA: 2.08	(8, 1)	1.0		5	1	0	0	0	1	0	0	0	0	0	4	8	0.00	2.000

PITCHER		IP	WLS	BF	H	R	ER	SO	BB	IBB	HBP	BLK	WP	HR	S	P	ERA	WHIP
Fred Lasher, R ERA: 1.35	(9, 1)	1.0	W	5	0	0	0	1	1	0	1	0	0	0	5	10	0.00	1.000

BOTTOM

Washington Senators @ Detroit Tigers

Tiger Stadium, Detroit, MI

Fri Sep 15 1967, 7:05 PM EDT

Att. 20,988 - Unknown

livebaseballscorecards.com

Batter	1	2	3	4	5	6	7	8	9	AB	R	H	RBI	BB	SO	LOB
Dick McAuliffe, L (1, 6) (8, 4) OBP: 0.363, SLG: 0.427	F9	K			1B		G6-3 1-2 BB		SH1-4 1B 1B	4	1	2	0	1	1	2
Jerry Lumpe, L (1, 4) OBP: 0.276, SLG: 0.295	K	4-3		F8			G6-3 1-2f		SH1-4 1-2	3	0	0	0	0	1	1
Mickey Stanley, R (7, PH) OBP: 0.278, SLG: 0.331										1	0	0	0	0	0	2
Hank Aguirre, R (8, 1) OBP: 0.500, SLG: 1.500										0	0	0	0	0	0	0
Fred Lasher, R (9, 1) OBP: 0.167, SLG: 0.167										0	0	0	0	0	0	0
Al Kaline, R (1, 9) OBP: 0.404, SLG: 0.549	BB	BB			1-2 1B			L6-3	1B IBB	2	0	1	0	3	0	0
Willie Horton, R (1, 7) OBP: 0.330, SLG: 0.476	K	F7			K			K	1-2 2-H 1B	5	0	1	1	0	3	4
Jim Northrup, L (1, 8) OBP: 0.330, SLG: 0.379		4-3	F8			4-3		BB HR 1B		4	1	1	0	0	0	1
Norm Cash, L (1, 3) OBP: 0.354, SLG: 0.413	1B 1B 1B			3-1		4-3		HR BB		3	2	1	0	1	0	0
Bill Freehan, R (1, 2) OBP: 0.386, SLG: 0.450	G3 1B 1-2 1B			5-3		F2		1-H 2-H HR		4	1	2	3	0	0	0
Don Wert, R (1, 5) OBP: 0.312, SLG: 0.339	G3 1-2 2-H 1B			5-3			F6	K		4	0	1	1	0	1	0
Joe Sparma, R (1, 1) OBP: 0.000, SLG: 0.045		G3 1-2 2-3			K		BB 1B		F6	0	0	0	0	0	0	0
Mike Marshall, R (2, 1) OBP: 0.000, SLG: 0.222										0	0	0	0	0	0	0
Gates Brown, L (2, PH) OBP: 0.667, SLG: 0.000										1	0	0	0	0	0	2
Pat Dobson, R (3, 1) OBP: 0.000, SLG: 0.000										0	0	0	0	0	0	0
Tom Matchick, L (5, PH) OBP: 0.000, SLG: 0.000										1	0	0	0	0	1	0
Dave Wickersham, R (6, 1) OBP: 0.000, SLG: 0.000										0	0	0	0	0	0	0
Bill Heath, L (7, PH) OBP: 0.200, SLG: 0.143										1	0	1	0	0	0	0
Dick Tracewski, R (8, 6) OBP: 0.115, SLG: 0.308										0	0	0	0	0	0	0
Eddie Mathews, L (9, PH) OBP: 0.335, SLG: 0.391										1	0	0	0	0	0	0
Inning Stats	R: 0 E: 0 K: 2 S: 7 H: 0 LOB: 1 BB: 1 P: 11	R: 1 E: 0 K: 1 S: 8 H: 3 LOB: 2 BB: 0 P: 8	R: 0 E: 0 K: 0 S: 3 H: 0 LOB: 1 BB: 1 P: 7	R: 0 E: 0 K: 0 S: 3 H: 0 LOB: 0 BB: 0 P: 3	R: 0 E: 0 K: 2 S: 9 H: 2 LOB: 2 BB: 0 P: 9	R: 0 E: 0 K: 0 S: 3 H: 0 LOB: 0 BB: 0 P: 3	R: 0 E: 0 K: 0 S: 3 H: 1 LOB: 1 BB: 1 P: 7	R: 3 E: 0 K: 2 S: 9 H: 2 LOB: 0 BB: 1 P: 13	R: 1 E: 0 K: 0 S: 4 H: 2 LOB: 2 BB: 1 P: 8	1B: 9 2B: 0 3B: 0 HR: 1	SF: 0 SAC: 1 DP: 1 HBP: 0						

AB	34
R	5
H	10
RBI	5
BB	5
SO	7
LOB	12

WP: 0 PA: 40
PB: 0
SB: 0
CS: 0

PITCHER		IP	WLS	BF	H	R	ER	SO	BB	IBB	HBP	BLK	WP	HR	S	P	ERA	WHIP
Dick Bosman, R ERA: 1.11	(1, 1)	6.1		28	6	1	1	5	3	0	0	0	0	0	35	47	1.42	1.421
Darold Knowles, L ERA: 2.58	(7, 1)	1.1		6	2	3	3	1	1	0	0	0	0	1	7	11	20.25	2.250
Dave Baldwin, R ERA: 1.6	(8, 1)	0.1		1	0	0	0	1	0	0	0	0	0	0	3	3	0.00	0.000
Casey Cox, R ERA: 2.91	(9, 1)	0.2	L	5	2	1	1	0	0	1	0	0	0	0	4	8	13.50	3.000

PITCHER	IP	WLS	BF	H	R	ER	SO	BB	IBB	HBP	BLK	WP	HR	S	P	ERA	WHIP

Batter	1	2	3	4	5	6	7	8	9	AB	R	H	RBI	BB	SO	LOB
Ed Stroud, L (1, 8) OBP: 0.292, SLG: 0.272	L1-6		L4			G3		BBB 4-0 S BB	F5	4	0	0	0	1	0	2
Bob Saverine, S (1, 5) OBP: 0.291, SLG: 0.297 Cap Peterson, R (9, PH) OBP: 0.297, SLG: 0.344	G3		BBBB 4-0 S 1B BB			SSS 0-3 K		SSS 0-3 K 1-2	F8	3 1	1 0	0 0	0 0	1 0	2 0	1 2
Fred Valentine, S (1, 9) OBP: 0.334, SLG: 0.347	L9		0-0 CS 1-H 1B			0-0 1B		BBBBB 4-0 BB		3	0	2	1	1	0	0
Frank Howard, R (1, 7) OBP: 0.338, SLG: 0.518 Dave Baldwin, R (8, 1)		0-0 1B 1B	CS 1-2	SSS 0-3 K		F4		0-0 6-3		4 0	0 0	1 0	0 0	0 0	1 0	3 0
Mike Epstein, L (1, 3) OBP: 0.331, SLG: 0.379		SSS 0-3 K		0-0 L9			0-0 HR		BBBB 4-0 1B 1B BB	3	2	1	1	1	1	1
Frank Coggins, S (1, 4) OBP: 0.435, SLG: 0.636		0-0 1-2 1B		0-0 F8			0-0 F8		0-0 1B 1-2 1B 1B	4	1	2	0	0	0	0
Paul Casanova, R (1, 2) OBP: 0.276, SLG: 0.341		0-0 F4			0-0 F4		0-0 L9		0-0 1B 1-3 2-H 1B	4	0	1	1	0	0	2
Tim Cullen, R (1, 6) OBP: 0.306, SLG: 0.265 Bernie Allen, L (9, PH) OBP: 0.245, SLG: 0.257		0-0 4-3			0-0 F3		SSS 0-3 K		SSS 0-3 K	3 1	0 0	0 0	0 0	0 0	1 1	2 2
Bob Priddy, R (1, 1) OBP: 0.250, SLG: 0.143 Dick Lines, R (4, 1) OBP: 0.333, SLG: 0.111 Bob Chance, L (5, PH) OBP: 0.341, SLG: 0.432 Bob Humphreys, R (5, 1) OBP: 0.294, SLG: 0.143 Barry Moore, L (5, 1) OBP: 0.167, SLG: 0.182 Casey Cox, R (7, 1) Dick Nen, L (8, PH) OBP: 0.285, SLG: 0.342 Hank Allen, R (8, 7) OBP: 0.277, SLG: 0.315			L9		SSS 0-3 K			SSS 0-3 K	0-0 1-2 3-H 1B	1 0 1 0 0 0 1 1	0 0 0 0 0 0 0 0	0 0 0 0 0 0 0 1	0 0 1 0 0 0 0 1	0 0 0 0 0 0 0 0	0 0 0 0 0 0 1 0	0 0 0 0 0 0 0 0
Inning Stats	R: 0 E: 0 K: 0 S: 3 H: 0 LOB: 0 BB: 0 P: 3	R: 0 E: 0 K: 1 S: 7 H: 2 LOB: 2 BB: 0 P: 7	R: 1 E: 0 K: 0 S: 3 H: 1 LOB: 0 BB: 1 P: 7	R: 0 E: 0 K: 1 S: 5 H: 0 LOB: 0 BB: 0 P: 5	R: 0 E: 0 K: 1 S: 5 H: 0 LOB: 0 BB: 0 P: 5	R: 0 E: 0 K: 1 S: 6 H: 1 LOB: 1 BB: 0 P: 6	R: 1 E: 0 K: 1 S: 6 H: 1 LOB: 0 BB: 0 P: 6	R: 0 E: 0 K: 2 S: 7 H: 0 LOB: 2 BB: 2 P: 15	R: 2 E: 0 K: 1 S: 8 H: 3 LOB: 2 BB: 1 P: 12	1B: 7 2B: 0 3B: 0 HR: 1 SF: 0 SAC: 0 DP: 0 HBP: 0						WP: 0 PB: 0 SB: 2 CS: 1 PA: 39	

PITCHER		IP	WLS	BF	H	R	ER	SO	BB	IBB	HBP	BLK	WP	HR	S	P	ERA	WHIP
Earl Wilson, R ERA: 3.35	(1, 1)	7.1	W	28	5	2	2	6	2	0	0	0	0	1	38	46	2.46	0.955
Fred Lasher, R ERA: 2.08	(8, 1)	1.2	S	10	3	2	2	2	2	0	0	0	0	0	12	20	10.80	3.000

PITCHER	IP	WLS	BF	H	R	ER	SO	BB	IBB	HBP	BLK	WP	HR	S	P	ERA	WHIP

TOP

Washington Senators @ Detroit Tigers

Tiger Stadium, Detroit, MI

Sat Sep 16 1967, 4:33 AM EDT

Att. 24,949 - Unknown

livebaseballscorecards.com

AB	34
R	4
H	8
RBI	4
BB	4
SO	8
LOB	15

Batter	1	2	3	4	5	6	7	8	9	AB	R	H	RBI	BB	SO	LOB
Dick McAuliffe, L (1, 6) (7, 4) OBP: 0.363, SLG: 0.424	F9		BBB 4-0 FC4-6 1-2 BB	0-0 FC4-6 1-2f 3-H	0-0 4-3		III 4-0 IBB			3	0	0	1	2	0	4
Jerry Lumpe, L (1, 4) OBP: 0.272, SLG: 0.289	0-0 1-3		0-0 FC4-6 BB 1-2f 2-3	0-0 F7		SSS 0-0 BB 1B G1-2-3 1B	0-3 K			3	0	0	0	0	0	3
Mickey Stanley, R (6, PH) (7, 8) OBP: 0.279, SLG: 0.332										2	0	1	0	0	1	2
Al Kaline, R (1, 9) OBP: 0.406, SLG: 0.549	0-0 L4		BBBB 4-0 FC4-6 1-2 BB		SSS 0-3 K	0-0 G1-2-3 BB 1-2 1B		0-0 F8 SH1-4 1B		4	0	2	0	1	1	0
Willie Horton, R (1, 7) OBP: 0.334, SLG: 0.481		0-0 FC6 1B	0-0 FC4-6 1-2f		0-0 HR 2B	BBB 4-0 G1-2-3 1-2 2-3 BB		0-0 SH1-4 1-2		3	1	2	0	1	0	3
Ray Oyler, R (6, PR) (7, 6) OBP: 0.285, SLG: 0.269										0	0	0	0	0	0	0
Jim Northrup, L (1, 8) (7, 7) OBP: 0.331, SLG: 0.378		0-0 FC6 S 1-2f		0-0 1B 1B 1B	SSS 0-3 K	0-0 G1-2-3 1-2 2-3 3-Hf		III 4-0 S IBB		4	1	1	0	1	1	5
Norm Cash, L (1, 3) OBP: 0.355, SLG: 0.419		0-0 F4		0-0 4-3 1B 1B 1-3 1B	0-0 2-H HR	SSS 0-3 K		0-0 F8 2-3		5	2	2	2	0	1	6
Bill Freehan, R (1, 2) OBP: 0.388, SLG: 0.451		0-0 F8 1-2		0-0 1B 4-3 FC4-6 1-2 3-H 1B	0-0 BB BB 1B	BBBB 4-0 6-3 BB		0-0 F4 1-2		4	1	2	1	1	0	3
Don Wert, R (1, 5) OBP: 0.313, SLG: 0.339			0-0 FC4-6 BB 1B	0-0 4-3 1-2 2-3	BBBB 4-0 BB 1-2 BB	0-0 6-3 1-2				3	0	1	0	1	0	3
Earl Wilson, R (1, 1) OBP: 0.250, SLG: 0.323			SSS 0-3 K	0-0 FC4-6 2-3 3-H 1B	BBBB 4-0 1-2 2-3 BB	0-0 5-3				3	0	1	1	1	1	2
Fred Lasher, R (8, 1) OBP: 0.167, SLG: 0.167										0	0	0	0	0	0	0
Inning Stats	R: 0 E: 0 K: 0 S: 3 H: 0 LOB: 0 BB: 0 P: 3	R: 0 E: 0 K: 0 S: 4 H: 1 LOB: 1 BB: 0 P: 4	R: 0 E: 0 K: 1 S: 6 H: 1 LOB: 3 BB: 2 P: 14	R: 3 E: 1 K: 0 S: 7 H: 4 LOB: 1 BB: 0 P: 7	R: 2 E: 0 K: 2 S: 10 H: 3 LOB: 3 BB: 2 P: 18	R: 0 E: 0 K: 1 S: 6 H: 2 LOB: 3 BB: 1 P: 10	R: 0 E: 0 K: 1 S: 5 H: 0 LOB: 2 BB: 2 P: 13	R: 0 E: 0 K: 0 S: 4 H: 1 LOB: 2 BB: 1 P: 8		1B: 10 2B: 1 3B: 0 HR: 1	SF: 0 SAC: 1 DP: 1 HBP: 0					

PITCHER		IP	WLS	BF	H	R	ER	SO	BB	IBB	HBP	BLK	WP	HR	S	P	ERA	WHIP
Bob Priddy, R ERA: 3.45	(1, 1)	3.1	L	18	6	3	3	1	2	0	0	0	0	0	18	26	8.10	2.400
Dick Lines, L ERA: 3.5	(4, 1)	0.2		2	0	0	0	0	0	0	0	0	0	0	2	2	0.00	0.000
Bob Humphreys, R ERA: 4.41	(5, 1)	0.2		7	3	2	2	2	2	0	0	0	0	1	9	17	27.00	7.500
Barry Moore, L ERA: 3.81	(5, 1)	1.1		7	2	0	0	1	2	0	0	0	0	0	7	15	0.00	3.000
Casey Cox, R ERA: 2.86	(7, 1)	1.0		4	0	0	0	1	0	1	0	0	0	0	5	9	0.00	0.000

PITCHER		IP	WLS	BF	H	R	ER	SO	BB	IBB	HBP	BLK	WP	HR	S	P	ERA	WHIP
Dave Baldwin, R ERA: 1.57	(8, 1)	1.0		5	1	0	0	0	0	1	0	0	0	0	4	8	0.00	1.000

BOTTOM

Washington Senators @ Detroit Tigers

Tiger Stadium, Detroit, MI

Sat Sep 16 1967, 4:33 AM EDT

Att. 24,949 - Unknown

livebaseballscorecards.com

AB	34
R	5
H	12
RBI	5
BB	8
SO	5
LOB	31

WP: 0 PA: 43
PB: 0
SB: 2
CS: 0

Batter	1	2	3	4	5	6	7	8	9	AB	R	H	RBI	BB	SO	LOB
Tim Cullen, R (1, 6) OBP: 0.305, SLG: 0.265	6-3		F7		HR 1B		F4		6-3	4	1	1	0	0	0	0
Ed Brinkman, R (7, 6) OBP: 0.251, SLG: 0.244										1	0	0	0	0	0	0
Hank Allen, R (1, 8) OBP: 0.281, SLG: 0.331	2B SF7 1B		5-3		1-H 3-H HR		F6			4	2	2	3	0	0	0
(8, 7)																
Ken McMullen, R (1, 5) OBP: 0.298, SLG: 0.386	1-3 2B			L9	BBB 4-0 FC5-4 BB		1-3			3	0	1	0	1	0	0
Frank Howard, R (1, 7) OBP: 0.337, SLG: 0.516	SF7 3-H			BBB 4-0 5-3 2B BB	FC5-4 BB 1-2f			E4 PB SH2-4		2	1	0	1	1	0	1
Ed Stroud, L (8, PR) OBP: 0.292, SLG: 0.272										0	0	0	0	0	0	0
(8, 8)																
Paul Casanova, R (1, 2) OBP: 0.276, SLG: 0.339	F8			5-3 1-2	BBB 4-0 1-2 BB			SH2-4 1-2		2	0	0	0	1	0	2
Fred Valentine, S (1, 9) OBP: 0.333, SLG: 0.348		L9		2-H 2B	F3			2-3 F2		4	0	1	1	0	0	4
Frank Coggins, S (1, 4) OBP: 0.370, SLG: 0.538		SSS K		SSS K		SSS K		G3		4	0	0	0	0	3	3
Mike Epstein, L (1, 3) OBP: 0.330, SLG: 0.375		SSS K			BBB 4-0 FC1-6 BB		4-3		4-3	3	0	0	0	1	1	0
Frank Bertaina, L (1, 1) OBP: 0.075, SLG: 0.075			4-3		FC1-6 1B 1-2f HR	SSS K			G3	4	1	0	0	0	1	1
Inning Stats	R: 1 E: 0 K: 0 S: 5 H: 2 LOB: 1 BB: 0 P: 5	R: 0 E: 0 K: 2 S: 7 H: 0 LOB: 0 BB: 0 P: 7	R: 0 E: 0 K: 0 S: 3 H: 0 LOB: 0 BB: 0 P: 3	R: 1 E: 0 K: 1 S: 6 H: 1 LOB: 1 BB: 1 P: 10	R: 3 E: 0 K: 0 S: 5 H: 2 LOB: 2 BB: 3 P: 17	R: 0 E: 0 K: 2 S: 7 H: 0 LOB: 0 BB: 0 P: 7	R: 0 E: 0 K: 0 S: 3 H: 0 LOB: 0 BB: 0 P: 3	R: 0 E: 1 K: 0 S: 4 H: 0 LOB: 2 BB: 0 P: 4	R: 0 E: 0 K: 0 S: 3 H: 0 LOB: 0 BB: 0 P: 3	1B: 2 2B: 2 3B: 0 HR: 1 SF: 1 SAC: 1 DP: 0 HBP: 0						

TOP

Washington Senators @ Detroit Tigers

Tiger Stadium, Detroit, MI

Sun Sep 17 1967, 4:33 AM EDT

Att. 22,832 - Unknown

livebaseballscorecards.com

AB	31
R	5
H	5
RBI	5
BB	4
SO	5
LOB	11

PITCHER		IP	WLS	BF	H	R	ER	SO	BB	IBB	HBP	BLK	WP	HR	S	P	ERA	WHIP
John Hiller, L ERA: 2.35	(1, 1)	4.1	L	19	4	4	4	3	2	0	0	0	0	0	23	31	8.31	1.385
Pat Dobson, R ERA: 2.94	(5, 1)	0.0		2	1	1	1	0	1	0	0	0	0	1	1	5	∞	∞
Mike Marshall, R ERA: 1.72	(5, 1)	2.2		9	0	0	0	2	1	0	0	0	0	0	12	16	0.00	0.375
Dave Wickersham, R ERA: 2.74	(8, 1)	2.0		7	0	0	0	0	0	0	0	0	0	0	7	7	0.00	0.000

PITCHER	IP	WLS	BF	H	R	ER	SO	BB	IBB	HBP	BLK	WP	HR	S	P	ERA	WHIP

WP: 0	PB: 1	SB: 0	CS: 0
PA: 37			

Batter	1	2	3	4	5	6	7	8	9	AB	R	H	RBI	BB	SO	LOB
Mickey Stanley, R (1, 8) OBP: 0.281, SLG: 0.331	BBBB 4-0 FC4-6 BB	x 0-0 1-2 1B			x 0-0 ① F8		x 0-0 ①② G5-4-3 1-2f		x 0-0 ③ F9	4	0	1	0	1	0	2
Dick McAuliffe, L (1, 4) OBP: 0.361, SLG: 0.421	x 0-0 ① FC4-6 1B BB 1-2f	SSS 0-3 ③ K			SSS 0-3 ② K		SSS 0-3 ③ K			4	0	0	0	0	3	3
Al Kaline, R (1, 9) OBP: 0.407, SLG: 0.550	BBBB 4-0 1B 1-2 BB		x 0-0 ① F2		x 0-0 2B			x 0-0 ① L5-3		3	0	1	0	1	0	0
Willie Horton, R (1, 7) OBP: 0.331, SLG: 0.475	x 0-0 ② F9		x 0-0 ② G3		SSS 0-3 ③ K			x 0-0 ② F8		4	0	0	0	0	1	3
Bill Freehan, R (1, 2) OBP: 0.390, SLG: 0.456	x 0-0 1-2 2-3 1B		x 0-0 ③ F9			x 0-0 4-3 2B		x 0-0 FC6-4 1B		4	0	3	0	0	0	0
Don Wert, R (1, 5) OBP: 0.311, SLG: 0.336	SSS 0-3 ③ K			x 0-0 ① F4		x 0-0 ① 4-3 2-3		x 0-0 ③ FC6-4 1-2f		4	0	0	0	0	1	5
Norm Cash, L (1, 3) OBP: 0.354, SLG: 0.417		x 0-0 ① 4-3		BBBB 4-0 BB	SSS 0-3 ② K				x 0-0 ① G3	3	0	0	0	1	1	1
Ray Oyler, R (1, 6) OBP: 0.284, SLG: 0.267 Dave Campbell, R (6, PH) Dick Tracewski, R (7, 6) OBP: 0.318, SLG: 0.373		x 0-0 ② 6-3		x 0-0 ② F7	SSS 0-3 ③ K				x 0-0 1B	2 1 1	0 0 0	0 0 1	0 0 0	0 1 0	0 1 0	1 1 0
John Hiller, R (1, 1) OBP: 0.188, SLG: 0.133 Pat Dobson, R (5, 1) Mike Marshall, R (5, 1) OBP: 0.222, SLG: 0.222 Wayne Comer, R (7, PH) OBP: 1.000, SLG: 1.000 Dave Wickersham, R (8, 1) Jim Price, R (9, PH) OBP: 0.290, SLG: 0.303		x 0-0 E6 1B		SSS 0-3 ③ K			x 0-0 G5-4-3 1B		x 0-0 ② F3	2 0 0 1 0 1	0 0 0 0 0 0	0 0 0 1 0 0	0 0 0 0 0 0	1 0 0 0 0 0	0 0 0 0 0 0	1 0 0 0 0 1
Inning Stats	R: 0 H: 1 E: 0 LOB: 3 K: 1 BB: 2 S: 6 P: 14	R: 0 H: 1 E: 1 LOB: 2 K: 1 BB: 0 S: 7 P: 7	R: 0 H: 0 E: 0 LOB: 0 K: 0 BB: 0 S: 3 P: 3	R: 0 H: 0 E: 0 LOB: 1 K: 1 BB: 1 S: 5 P: 9	R: 0 H: 1 E: 0 LOB: 1 K: 2 BB: 0 S: 8 P: 8	R: 0 H: 1 E: 0 LOB: 1 K: 2 BB: 0 S: 8 P: 8	R: 0 H: 1 E: 0 LOB: 0 K: 1 BB: 0 S: 5 P: 5	R: 0 H: 1 E: 0 LOB: 1 K: 0 BB: 0 S: 4 P: 4	R: 0 H: 1 E: 0 LOB: 1 K: 0 BB: 0 S: 4 P: 4	1B: 5 2B: 2 3B: 0 HR: 0	SF: 0 SAC: 0 DP: 1 HBP: 0			WP: 0 PB: 0 SB: 0 CS: 0	PA: 37		

PITCHER	IP	WLS	BF	H	R	ER	SO	BB	IBB	HBP	BLK	WP	HR	S	P	ERA	WHIP
Frank Bertaina, L (1, 1) ERA: 3.16	9.0	W	37	7	0	0	8	3	0	0	0	0	0	50	62	0.00	1.111

PITCHER	IP	WLS	BF	H	R	ER	SO	BB	IBB	HBP	BLK	WP	HR	S	P	ERA	WHIP

BOTTOM

Washington Senators @ Detroit Tigers

Tiger Stadium, Detroit, MI

Sun Sep 17 1967, 4:33 AM EDT

Att. 22,832 - Unknown

livebaseballscorecards.com

AB	34
R	0
H	7
RBI	0
BB	3
SO	8
LOB	18

Batter	1	2	3	4	5	6	7	8	9	AB	R	H	RBI	BB	SO	LOB
Fred Valentine, S (1, 9) OBP: 0.333, SLG: 0.350	F6		1B 2B		F3			F9		4	0	1	0	0	0	0
Hank Allen, R (1, 8) OBP: 0.280, SLG: 0.329	5-3		2-3 1B			F2		L6		4	0	1	0	0	0	0
Frank Howard, R (1, 7) OBP: 0.336, SLG: 0.512	BB		F8			1-3			6-3	3	0	0	0	1	0	2
Mike Epstein, L (1, 3) OBP: 0.329, SLG: 0.373	F9			G6-4-3 1B		F9			F9	4	0	1	0	0	0	1
Frank Coggins, S (1, 4) OBP: 0.387, SLG: 0.533		K		G6-4-3 1-2f			G6-3 1B		1B	4	0	2	0	0	1	1
Ken McMullen, R (1, 5) OBP: 0.299, SLG: 0.387		F4		1B			1-2 G6-3 1B		F9	4	0	2	0	0	0	1
Paul Casanova, R (1, 2) OBP: 0.274, SLG: 0.337		F2		6-3			G6-3 1-2f 2-3			3	0	0	0	0	0	3
Tim Cullen, R (1, 6) OBP: 0.304, SLG: 0.263 Dick Nen, L (7, PH) OBP: 0.283, SLG: 0.341 Ed Brinkman, R (7, 6) OBP: 0.251, SLG: 0.244			K		F4		F8			2 1 0	0 0 0	0 0 0	0 0 0	0 0 0	1 0 0	0 1 0
Phil Ortega, R (1, 1) OBP: 0.136, SLG: 0.066 Ed Stroud, L (8, PH) OBP: 0.291, SLG: 0.271 Casey Cox, R (8, 1)			K		5-3			K		2 1 0	0 0 0	0 0 0	0 0 0	0 0 0	1 1 0	0 0 0
Inning Stats	R: 0 E: 0 K: 0 S: 3 H: 0 LOB: 1 BB: 1 P: 7	R: 0 E: 0 K: 1 S: 5 H: 0 LOB: 0 BB: 0 P: 5	R: 0 E: 0 K: 2 S: 9 H: 2 LOB: 2 BB: 0 P: 9	R: 0 E: 0 K: 0 S: 4 H: 2 LOB: 1 BB: 0 P: 4	R: 0 E: 0 K: 0 S: 3 H: 0 LOB: 0 BB: 0 P: 3	R: 0 E: 0 K: 0 S: 3 H: 0 LOB: 0 BB: 0 P: 3	R: 0 E: 0 K: 0 S: 4 H: 2 LOB: 1 BB: 0 P: 4	R: 0 E: 0 K: 1 S: 5 H: 0 LOB: 0 BB: 0 P: 5	R: 0 E: 0 K: 0 S: 4 H: 1 LOB: 1 BB: 0 P: 4	1B: 6 2B: 1 3B: 0 HR: 0 SF: 0 SAC: 0 DP: 2 HBP: 0						

PITCHER	IP	WLS	BF	H	R	ER	SO	BB	IBB	HBP	BLK	WP	HR	S	P	ERA	WHIP
Sonny Siebert, R (1, 1) ERA: 2.28	9.0	W	33	7	0	0	4	1	0	0	0	0	0	40	44	0.00	0.889

PITCHER	IP	WLS	BF	H	R	ER	SO	BB	IBB	HBP	BLK	WP	HR	S	P	ERA	WHIP

TOP

Washington Senators @ Cleveland Indians

Cleveland Municipal Stadium, Cleveland, OH

Tue Sep 19 1967, 7:05 PM EDT
Att. 3,816 - Unknown

livebaseballscorecards.com

AB	32
R	0
H	7
RBI	0
BB	1
SO	4
LOB	9

PA: 33
WP: 0
PB: 0
SB: 0
CS: 0

Washington Senators @ Cleveland Indians

Cleveland Municipal Stadium, Cleveland, OH

Tue Sep 19 1967, 7:05 PM EDT

Att. 3,816 - Unknown

livebaseballscorecards.com

BOTTOM

Batter	1	2	3	4	5	6	7	8	9	AB	R	H	RBI	BB	SO	LOB
Vic Davalillo, L (1, 8) OBP: 0.315, SLG: 0.396	G3 FC5-2-5 2B		6-3		S SF8 2B		F6			4	1	2	0	0	0	0
Richie Scheinblum, S (1, 9) OBP: 0.371, SLG: 0.452	G3 2-3		3-4-1		SF8 2-H			3B		3	0	1	1	0	0	1
Tony Horton, R (1, 3) OBP: 0.327, SLG: 0.420	FC5-2-5 BB 3-H		6-3		K			4-3		4	0	0	0	0	1	2
Willie Smith, L (1, 7) OBP: 0.269, SLG: 0.280	BBBB FC5-4 1-2 BB			F4	K			4-3		3	0	0	0	1	1	1
Max Alvis, R (1, 5) OBP: 0.301, SLG: 0.404	FC5-4 1-2f			HR		5-3		F7		4	1	1	1	0	0	3
Joe Azcue, R (1, 2) OBP: 0.316, SLG: 0.448		F9		3-1		F8				3	0	0	0	0	0	0
Vern Fuller, R (1, 4) OBP: 0.304, SLG: 0.393		L5		BBBB HBP BB		L4				2	0	0	0	1	0	0
Larry Brown, R (1, 6) OBP: 0.308, SLG: 0.304		1B		H 1-2 HBP			F5			2	0	1	0	0	0	0
Sonny Siebert, R (1, 1) OBP: 0.143, SLG: 0.327		SSS K		4-3			F8			3	0	0	0	0	1	3
Inning Stats	R: 0 H: 1 E: 0 LOB: 2 K: 0 BB: 1 S: 4 P: 8	R: 0 H: 1 E: 0 LOB: 1 K: 1 BB: 0 S: 6 P: 6	R: 0 H: 0 E: 0 LOB: 0 K: 0 BB: 0 S: 3 P: 3	R: 1 H: 1 E: 0 LOB: 2 K: 0 BB: 1 S: 4 P: 9	R: 1 H: 1 E: 0 LOB: 0 K: 2 BB: 0 S: 8 P: 8	R: 0 H: 0 E: 0 LOB: 0 K: 0 BB: 0 S: 3 P: 3	R: 0 H: 0 E: 0 LOB: 0 K: 0 BB: 0 S: 3 P: 3	R: 0 H: 1 E: 0 LOB: 1 K: 0 BB: 0 S: 4 P: 4		1B: 1 SF: 1 2B: 2 SAC: 0 3B: 1 DP: 0 HR: 1 HBP: 1				WP: 0 PA: 32 PB: 0 SB: 1 CS: 0		

	AB	28
	R	2
	H	5
	RBI	2
	BB	2
	SO	3
	LOB	10

PITCHER		IP	WLS	BF	H	R	ER	SO	BB	IBB	HBP	BLK	WP	HR	S	P	ERA	WHIP
Phil Ortega, R ERA: 3.08	(1, 1)	7.0	L	28	4	2	2	3	2	0	1	0	0	1	31	40	2.57	0.857
Casey Cox, R ERA: 2.82	(8, 1)	1.0		4	1	0	0	0	0	0	0	0	0	0	4	4	0.00	1.000

PITCHER	IP	WLS	BF	H	R	ER	SO	BB	IBB	HBP	BLK	WP	HR	S	P	ERA	WHIP

Batter	1	2	3	4	5	6	7	8	9	AB	R	H	RBI	BB	SO	LOB
Mark Belanger, R (1, 6) OBP: 0.229, SLG: 0.226	5-3		K		6-3		6-3		F3	5	0	0	0	0	1	0
Dave May, L (1, 9) OBP: 0.258, SLG: 0.258	4-3			G6-4-3 1B	1B		1B		3-1	5	2	3	0	0	0	0
Paul Blair, R (1, 8) OBP: 0.361, SLG: 0.466	F9			G6-4-3 1-3 1B	1B 1-2 1B		F8			4	0	2	0	0	0	1
Frank Robinson, R (1, 7) OBP: 0.407, SLG: 0.580		E5 FC4-6		G6-4-3 1-2f 3-H	E7 1-H 2-H 1B			1-3		4	0	1	1	0	0	1
Brooks Robinson, R (1, 5) OBP: 0.328, SLG: 0.435		F8		E 2B		1B SF7 2B		HR		4	2	3	1	0	0	1
Curt Blefary, L (1, 3) OBP: 0.335, SLG: 0.409		FC4-6 1-2f		E IBB		G6-3-2 SF7 2-3 1B		E4 1B		3	0	1	0	1	0	1
Davey Johnson, R (1, 4) OBP: 0.319, SLG: 0.380		F6		E5 1-2 2-3		SF7 1-2 3-H		G4-6-3 1-3 1B		3	0	1	1	0	0	3
Andy Etchebarren, R (1, 2) OBP: 0.301, SLG: 0.321			6-3	K		G6-3-2 2-3f		G4-6-3 1-2f		4	0	0	0	0	1	6
Tom Phoebus, R (1, 1) OBP: 0.177, SLG: 0.197 Moe Drabowsky, R (9, 1) OBP: 0.381, SLG: 0.350			K		1-3		6-3		F3	4 0	0 0	0 0	0 0	0 0	1 0	0 0
Inning Stats	R: 0 E: 0 K: 0 S: 3 H: 0 LOB: 0 BB: 0 P: 3	R: 0 E: 1 K: 0 S: 4 H: 0 LOB: 1 BB: 0 P: 4	R: 0 E: 0 K: 2 S: 7 H: 0 LOB: 0 BB: 0 P: 7	R: 1 E: 1 K: 1 S: 8 H: 3 LOB: 3 BB: 1 P: 12	R: 1 E: 1 K: 0 S: 5 H: 3 LOB: 2 BB: 0 P: 5	R: 1 E: 0 K: 0 S: 4 H: 2 LOB: 0 BB: 0 P: 4	R: 0 E: 0 K: 0 S: 4 H: 1 LOB: 1 BB: 0 P: 4	R: 1 E: 1 K: 0 S: 5 H: 2 LOB: 1 BB: 0 P: 5	R: 0 E: 0 K: 0 S: 3 H: 0 LOB: 0 BB: 0 P: 3	1B: 8 2B: 2 3B: 0 HR: 1 SF: 1 SAC: 0 DP: 3 HBP: 0						

PITCHER		IP	WLS	BF	H	R	ER	SO	BB	IBB	HBP	BLK	WP	HR	S	P	ERA	WHIP
Dick Bosman, R ERA: 1.6	(1, 1)	7.0	L	30	9	3	3	3	0	1	0	0	0	0	35	39	3.86	1.286
Dave Baldwin, R ERA: 1.66	(8, 1)	2.0		8	2	1	1	0	0	0	0	0	0	1	8	8	4.50	1.000

PITCHER	IP	WLS	BF	H	R	ER	SO	BB	IBB	HBP	BLK	WP	HR	S	P	ERA	WHIP

TOP

Baltimore Orioles @ Washington Senators

D.C. Stadium, Washington, DC

Wed Sep 20 1967, 7:05 PM EDT

Unknown

livebaseballscorecards.com

AB	36
R	4
H	11
RBI	3
BB	1
SO	3
LOB	13

Batter	1	2	3	4	5	6	7	8	9	AB	R	H	RBI	BB	SO	LOB
Fred Valentine, S (1, 9) OBP: 0.336, SLG: 0.350	BBBB 4-0 6-3 WP BB		x 0-0 E7 2-3 1B		BBBB 4-0 L3 BB			x 0-0 ① F9		2	0	1	0	2	0	0
Hank Allen, R (1, 8) OBP: 0.276, SLG: 0.324	x 0-0 ① 6-3 1-2		x 0-0 ② L5		x 0-0 ②③ L3 1-2			x 0-0 ② F9		4	0	0	0	0	0	4
Frank Howard, R (1, 7) OBP: 0.336, SLG: 0.516	x 0-0 ② 6-3 2-3		x 0-0 ③ F5			x 0-0 HR		x 0-0 ③ 5-3		4	1	1	1	0	0	3
Mike Epstein, L (1, 3) OBP: 0.328, SLG: 0.371	x 0-0 ③ G3			x 0-0 ① 6-3		x 0-0 CS 1B			x 0-0 ① 3-1	4	0	1	0	0	0	1
Frank Coggins, S (1, 4) OBP: 0.400, SLG: 0.529		x 0-0 ① F8		x 0-0 1-3 BB 1B	SSS 0-3 ①② K 1-2			x 0-0 BB 2B 1B		4	1	2	0	0	1	1
Ken McMullen, R (1, 5) OBP: 0.301, SLG: 0.385		x 0-0 ② F7		BBBB 4-0 1-3 1-2 BB		x 0-0 ③ 6-3			BBBB 4-0 2B 1-2 BB	2	1	0	0	2	0	0
Paul Casanova, R (1, 2) OBP: 0.272, SLG: 0.335		x 0-0 ③ F4		x 0-0 ② 1-3 1-2 2-3			x 0-0 ① F7		SSS 0-3 ② K	4	0	0	0	0	1	4
Tim Cullen, R (1, 6) OBP: 0.305, SLG: 0.264 Dick Nen, L (7, PH) OBP: 0.282, SLG: 0.339 Ed Brinkman, R (8, 6) OBP: 0.251, SLG: 0.244 Cap Peterson, R (9, PH) OBP: 0.299, SLG: 0.349			x 0-0 E SH3-4 1B	x 0-0 ③ 6-3			x 0-0 ② F9		x 0-0 1-H 2-H 2B	2 1 0 1	0 0 0 0	1 0 0 1	0 0 0 2	0 0 0 0	0 0 0 0	2 0 0 0
Dick Bosman, R (1, 1) OBP: 0.083, SLG: 0.083 Bob Chance, L (7, PH) OBP: 0.333, SLG: 0.421 Dave Baldwin, R (8, 1) Bob Saverine, S (9, PH) OBP: 0.290, SLG: 0.296			x 0-0 ① SH3-4 1-2		x 0-0 ① F4		SSS 0-3 ③ K		x 0-0 ③ 6-3	1 1 0 1	0 0 0 0	0 0 0 0	0 0 0 0	0 1 0 0	0 0 0 0	0 0 0 1
Inning Stats	R: 0 E: 0 K: 0 S: 3 H: 0 LOB: 1 BB: 1 P: 7	R: 0 E: 0 K: 0 S: 3 H: 0 LOB: 0 BB: 0 P: 3	R: 0 E: 1 K: 0 S: 5 H: 2 LOB: 2 BB: 0 P: 5	R: 0 E: 0 K: 0 S: 4 H: 1 LOB: 2 BB: 1 P: 8	R: 0 E: 0 K: 0 S: 2 H: 0 LOB: 0 BB: 1 P: 6	R: 1 E: 0 K: 1 S: 6 H: 2 LOB: 0 BB: 0 P: 6	R: 0 E: 0 K: 1 S: 5 H: 0 LOB: 0 BB: 0 P: 5	R: 0 E: 0 K: 0 S: 3 H: 0 LOB: 0 BB: 0 P: 3	R: 2 E: 0 K: 1 S: 7 H: 2 LOB: 1 BB: 1 P: 11	1B: 5 2B: 3 3B: 0 HR: 1 SF: 0 SAC: 1 DP: 2 HBP: 0						

PITCHER	IP	WLS	BF	H	R	ER	SO	BB	IBB	HBP	BLK	WP	HR	S	P	ERA	WHIP
Tom Phoebus, R (1, 1) ERA: 3.2	8.1	W	33	6	3	3	2	4	0	0	0	1	1	33	49	3.24	1.200
Moe Drabowsky, R (9, 1) ERA: 1.64	0.2	S	3	1	0	0	1	0	0	0	0	0	0	5	5	0.00	1.500

PITCHER	IP	WLS	BF	H	R	ER	SO	BB	IBB	HBP	BLK	WP	HR	S	P	ERA	WHIP

BOTTOM

Baltimore Orioles @ Washington Senators

D.C. Stadium, Washington, DC

Wed Sep 20 1967, 7:05 PM EDT

Unknown

livebaseballscorecards.com

AB	31
R	3
H	7
RBI	3
BB	4
SO	3
LOB	16

WP: 1 PA: 36
PB: 0
SB: 0
CS: 1

Batter	1	2	3	4	5	6	7	8	9	10	AB	R	H	RBI	BB	SO	LOB
Mark Belanger, R (1, 6) OBP: 0.229, SLG: 0.226	F6		1B		K		4-3		G5-3 2-3f		5	0	1	0	0	1	2
Davey Johnson, R (1, 4) OBP: 0.319, SLG: 0.379	F5		F8			L6	FC6-4 BB			1B 2B 1B	4	1	1	0	1	0	1
Paul Blair, R (1, 8) OBP: 0.362, SLG: 0.464	BB			G1 BB 1B		5-3	FC6-4 1-2f			F7	4	0	1	0	1	0	2
Brooks Robinson, R (1, 5) OBP: 0.328, SLG: 0.434	F6			F6		2B 1B		F6		1-2 2B 1B	5	2	2	0	0	0	2
Curt Blefary, L (1, 3) OBP: 0.337, SLG: 0.410		CS BB		G1 1-2 BB		1-3 1B 2B		K		K	3	1	1	0	2	2	2
Dave May, L (1, 7) OBP: 0.268, SLG: 0.284		F4 1-2		G1 1-2 2-3		2-H 3-H 3B 1B		F8		1-H 2-H 1B 2B	5	2	2	4	0	0	3
Sam Bowens, R (1, 9) OBP: 0.248, SLG: 0.314		K		F8		1-H 3B			G5-3 SH1-4 1B	2-H S 1B	5	0	3	2	0	1	2
Larry Haney, R (1, 2) OBP: 0.299, SLG: 0.369			K	F7	4-3				SH1-4 1-2	K 1-2	4	0	0	0	0	2	2
Marcelino Lopez, R (1, 1) OBP: 0.333, SLG: 0.200 Tom Fisher, R (5, 1) Curt Motton, R (7, PH) OBP: 0.310, SLG: 0.396 Paul Gilliford, R (7, 1) Frank Robinson, R (9, PH) OBP: 0.409, SLG: 0.580 Eddie Fisher, R (9, 1) OBP: 0.333, SLG: 0.200			F4		K		F9		IBB		2 0 1 0 0 0	0 0 0 0 0 0	0 0 0 0 1 0	0 0 0 0 0 0	0 0 0 0 0 0	1 0 0 0 0 0	0 0 0 0 0 0
Inning Stats	R: 0 E: 0 K: 0 S: 3 H: 0 LOB: 1 BB: 1 P: 7	R: 0 E: 0 K: 1 S: 4 H: 0 LOB: 0 BB: 1 P: 8	R: 0 E: 0 K: 1 S: 6 H: 1 LOB: 1 BB: 0 P: 6	R: 0 E: 0 K: 0 S: 4 H: 1 LOB: 2 BB: 1 P: 8	R: 0 E: 0 K: 2 S: 7 H: 0 LOB: 0 BB: 0 P: 7	R: 3 E: 0 K: 0 S: 7 H: 4 LOB: 1 BB: 0 P: 7	R: 0 E: 0 K: 0 S: 3 H: 0 LOB: 1 BB: 1 P: 7	R: 0 E: 0 K: 1 S: 5 H: 0 LOB: 0 BB: 0 P: 5	R: 0 E: 0 K: 0 S: 3 H: 1 LOB: 1 BB: 1 P: 7	R: 3 E: 0 K: 2 S: 11 H: 4 LOB: 1 BB: 0 P: 11	1B: 8 2B: 2 3B: 1 HR: 0 SF: 0 SAC: 1 DP: 1 HBP: 0	WP: 0 PB: 0 SB: 1 CS: 1 PA: 44					

PITCHER		IP	WLS	BF	H	R	ER	SO	BB	IBB	HBP	BLK	WP	HR	S	P	ERA	WHIP
Buster Narum, R ERA: 4.76	(1, 1)	5.2		25	6	3	3	4	3	0	0	0	0	0	30	42	4.76	1.588
Casey Cox, R ERA: 2.81	(6, 1)	0.1		1	0	0	0	0	0	0	0	0	0	0	1	1	0.00	0.000
Darold Knowles, L ERA: 2.73	(7, 1)	3.2	L	17	5	3	3	2	1	1	0	0	0	0	19	27	7.36	1.636
Bob Humphreys, R ERA: 4.39	(10, 1)	0.1		1	0	0	0	1	0	0	0	0	0	0	3	3	0.00	0.000

PITCHER	IP	WLS	BF	H	R	ER	SO	BB	IBB	HBP	BLK	WP	HR	S	P	ERA	WHIP

TOP

Baltimore Orioles @ Washington Senators

D.C. Stadium, Washington, DC

Wed Sep 20 1967, 7:05 PM EDT
Att. 3,765 - Unknown

livebaseballscorecards.com

AB	38
R	6
H	11
RBI	6
BB	5
SO	7
LOB	16

Baltimore Orioles @ Washington Senators

D.C. Stadium, Washington, DC

Wed Sep 20 1967, 7:05 PM EDT

Att. 3,765 - Unknown

livebaseballscorecards.com

BOTTOM

Batter	1	2	3	4	5	6	7	8	9	10	AB	R	H	RBI	BB	SO	LOB
Ed Brinkman, R (1, 6) OBP: 0.254, SLG: 0.241	BBBB 4-0 BB BB		x 0-0 ① F3		x 0-0 ① F8	BBBB 4-0 BB BB		x 0-0 ① FC3-6 G6-4-3 1-2f			3	0	0	0	2	0	1
Hank Allen, R (1, 8) OBP: 0.278, SLG: 0.326 (10, 7)	x 0-0 ① F8		x 0-0 E8 2B 1B		x 0-0 PB 1B 1B	x 0-0 ② F7		x 0-0 ②③ G6-4-3 1-2f			5	2	2	0	0	0	3
Frank Howard, R (1, 7) OBP: 0.336, SLG: 0.516 Ed Stroud, L (10, 8) OBP: 0.291, SLG: 0.271	x 0-0 ② F8		x 0-0 3-H 2B		SSS 0-3 ② K	BBBB 4-0 FC6-4 1-2 BB			SSS 0-3 ① K		4 0	0 0	1 0	1 0	1 0	2 0	2 0
Ken McMullen, R (1, 5) OBP: 0.302, SLG: 0.383	BBBB 4-0 1-2 BB		SSS 0-3 ② K		BBB 4-0 BB 1B 1-2 BB	x 0-0 ③ FC6-4 1-2f			x 0-0 ② F4		3	1	0	0	2	1	3
Frank Coggins, S (1, 4) OBP: 0.400, SLG: 0.513	x 0-0 ③ 4-3		x 0-0 ③ 5-3		x 0-0 BB BB 1B 1-2 2-H		SSS 0-3 ① K		x 0-0 PO 1B		5	0	2	1	0	1	3
Fred Valentine, S (1, 9) OBP: 0.337, SLG: 0.349		x 0-0 ① F7		x 0-0 ① F2	BBBB 4-0 BB 1-2 2-3 BB		x 0-0 1B		0-0 ③ PO 1-2	x 0-0 ① F9	4	0	1	0	1	0	0
Mike Epstein, L (1, 3) OBP: 0.326, SLG: 0.365		x 0-0 ② F7		SSS 0-3 ② K	BBBB 4-0 1-2 2-3 3-H BB		x 0-0 ② F7			SSS 0-3 ② K	4	0	0	1	1	2	1
Doug Camilli, R (1, 2) OBP: 0.220, SLG: 0.269 Dick Nen, L (10, PH) OBP: 0.281, SLG: 0.338		x 0-0 1B		x 0-0 1B	x 0-0 ③ F5		x 0-0 ③ F9			SSS 0-3 ③ K	4 1	0 0	2 0	0 0	0 0	0 1	4 0
Buster Narum, R (1, 1) Casey Cox, R (6, 1) Bob Chance, L (6, PH) OBP: 0.326, SLG: 0.410 Darold Knowles, L (7, 1) OBP: 0.118, SLG: 0.063 Bob Humphreys, R (10, 1) OBP: 0.294, SLG: 0.143		SSS 0-3 ③ K		SSS 0-3 ③ K		x 0-0 ① L6		BBBB 4-0 FC3-6 BB			2 0 1 0 0	0 0 0 0 0	0 0 0 0 0	0 0 0 0 0	2 0 0 1 0	2 0 0 0 0	2 0 0 0 0
Inning Stats	R: 0 H: 0 E: 0 LOB: 2 K: 0 BB: 2 S: 3 P: 11	R: 0 H: 1 E: 0 LOB: 1 K: 1 BB: 0 S: 6 P: 6	R: 1 H: 2 E: 1 LOB: 1 K: 1 BB: 0 S: 7 P: 7	R: 0 H: 1 E: 0 LOB: 1 K: 2 BB: 0 S: 8 P: 8	R: 2 H: 2 E: 0 LOB: 3 K: 1 BB: 3 S: 7 P: 19	R: 0 H: 0 E: 0 LOB: 2 K: 0 BB: 2 S: 3 P: 11	R: 0 H: 1 E: 0 LOB: 1 K: 1 BB: 0 S: 6 P: 6	R: 0 H: 0 E: 0 LOB: 0 K: 0 BB: 1 S: 2 P: 6	R: 0 H: 1 E: 0 LOB: 0 K: 1 BB: 0 S: 5 P: 5	R: 0 H: 0 E: 0 LOB: 0 K: 2 BB: 0 S: 7 P: 7	1B: 7 SF: 0 2B: 1 SAC: 0 3B: 0 DP: 1 HR: 0 HBP: 0						

	AB	36
	R	3
	H	8
	RBI	3
	BB	8
	SO	9
	LOB	19

WP: 0 PA: 45
PB: 1
SB: 0
CS: 0

PITCHER		IP	WLS	BF	H	R	ER	SO	BB	IBB	HBP	BLK	WP	HR	S	P	ERA	WHIP
Marcelino Lopez, L	(1, 1)	4.2		25	6	3	3	5	5	0	0	0	0	0	30	50	5.79	2.357
ERA: 6.41																		
Tom Fisher, R	(5, 1)	1.1		6	0	0	0	0	2	0	0	0	0	0	4	12	0.00	1.500
ERA:																		
Paul Gilliford, L	(7, 1)	2.0		7	1	0	0	1	1	0	0	0	0	0	8	12	0.00	1.000
ERA:																		
Eddie Fisher, R	(9, 1)	2.0	W	6	1	0	0	3	0	0	0	0	0	0	12	12	0.00	0.500
ERA: 3.65																		

PITCHER	IP	WLS	BF	H	R	ER	SO	BB	IBB	HBP	BLK	WP	HR	S	P	ERA	WHIP

Baltimore Orioles @ Washington Senators

D.C. Stadium, Washington, DC

Thu Sep 21 1967, 7:05 PM EDT

Att. 1,718 - Unknown

TOP

livebaseballscorecards.com

Batter	1	2	3	4	5	6	7	8	9	10	11	AB	R	H	RBI	BB	SO	LOB
Mark Belanger, R (1, 6) OBP: 0.228, SLG: 0.220	F9		E6 G3 S		1B BB		F2		K			4	0	0	0	1	1	0
Dave May, L (1, 9) OBP: 0.263, SLG: 0.278	1B SF8 1B		G3 1-3		F4		F8			4-3		5	1	1	0	0	0	2
Paul Blair, R (1, 8) OBP: 0.364, SLG: 0.464	BB 1-3 1B		CS BB		FC6-4 1-2 1B		K			1-3		4	0	2	0	1	1	0
Frank Robinson, R (1, 7) OBP: 0.407, SLG: 0.582	SF8 3-H		K 1-2		F8			SF9 3B		F9		4	1	1	1	0	1	4
Brooks Robinson, R (1, 5) OBP: 0.327, SLG: 0.432	1-2 BB			F9	FC6-4 1-2f			SF9 3-H			5-3	3	0	0	1	1	0	2
Curt Blefary, L (1, 3) OBP: 0.336, SLG: 0.407	4-3			F9		4-3 3-4-1 BB		F8			F8	4	0	0	0	1	0	2
Davey Johnson, R (1, 4) OBP: 0.318, SLG: 0.376		5-3		E S E BB		3-4-1 1-2		F7			E6 CS	4	1	0	0	1	0	1
Andy Etchebarren, R (1, 2) OBP: 0.298, SLG: 0.318 Russ Snyder, L (9, PH) OBP: 0.315, SLG: 0.325 Larry Haney, R (9, 2) OBP: 0.299, SLG: 0.369		E6 G4-6-3		E6 1-H		4-3 2-3			5-3		CS 1-2	3 1 0	0 0 0	0 0 0	0 0 0	0 0 0	0 0 0	1 0 0
Dave Leonhard, R (1, 1) Boog Powell, L (6, PH) OBP: 0.323, SLG: 0.363 Wally Bunker, R (6, 1) OBP: 0.077, SLG: 0.077 Curt Motton, R (9, PH) OBP: 0.305, SLG: 0.388 Stu Miller, R (9, 1)		G4-6-3 1-2f		K		K			K			2 1 0 1 0	0 0 0 0 0	0 0 0 0 0	0 0 0 0 0	1 1 0 1 0	2 1 0 0 0		
Inning Stats	R: 1 H: 2 E: 0 LOB: 2 K: 0 BB: 1 S: 5 P: 9	R: 0 H: 0 E: 1 LOB: 0 K: 0 BB: 0 S: 3 P: 3	R: 0 H: 0 E: 1 LOB: 2 K: 1 BB: 1 S: 5 P: 9	R: 1 H: 0 E: 1 LOB: 1 K: 1 BB: 1 S: 6 P: 10	R: 0 H: 1 E: 0 LOB: 2 K: 0 BB: 1 S: 4 P: 8	R: 0 H: 0 E: 0 LOB: 1 K: 1 BB: 1 S: 5 P: 9	R: 0 H: 0 E: 0 LOB: 0 K: 1 BB: 0 S: 5 P: 5	R: 1 H: 1 E: 0 LOB: 0 K: 0 BB: 0 S: 4 P: 4	R: 0 H: 0 E: 0 LOB: 0 K: 2 BB: 0 S: 7 P: 7	R: 0 H: 0 E: 0 LOB: 0 K: 0 BB: 0 S: 3 P: 3	R: 0 H: 0 E: 1 LOB: 0 K: 0 BB: 0 S: 3 P: 3	1B: 3 SF: 2 2B: 1 SAC: 0 3B: 1 DP: 2 HR: 0 HBP: 0						

PITCHER		IP	WLS	BF	H	R	ER	SO	BB	IBB	HBP	BLK	WP	HR	S	P	ERA	WHIP
Bob Priddy, R ERA: 3.44	(1, 1)	3.0		13	2	1	1	1	2	0	0	0	0	0	13	21	3.00	1.333
Dick Nold, R ERA: 4.87	(4, 1)	1.0		5	0	1	0	1	1	0	0	0	0	0	6	10	0.00	1.000
Bob Humphreys, R ERA: 4.27	(5, 1)	5.0		19	2	1	1	4	2	0	0	0	0	0	25	33	1.80	0.800
Dave Baldwin, R ERA: 1.61	(10, 1)	2.0	W	6	0	0	0	0	0	0	0	0	0	0	6	6	0.00	0.000

PITCHER	IP	WLS	BF	H	R	ER	SO	BB	IBB	HBP	BLK	WP	HR	S	P	ERA	WHIP

AB	36
R	3
H	4
RBI	2
BB	5
SO	6
LOB	15

WP: 0 PA: 44
PB: 0
SB: 2
CS: 2

Batter	1	2	3	4	5	6	7	8	9	10	11	AB	R	H	RBI	BB	SO	LOB
Fred Valentine, S (1, 9) OBP: 0.335, SLG: 0.346	6-3		BB	3-1			F2			K		4	0	0	0	1	1	0
Hank Allen, R (1, 8) (8, 7) OBP: 0.277, SLG: 0.321	6-3		BB		1-3		K			5-3		4	0	0	0	1	1	0
Frank Howard, R (1, 7) OBP: 0.336, SLG: 0.513	K		K		HBP		4-3			F8		3	0	0	0	0	2	3
Ed Stroud, L (8, 8) OBP: 0.290, SLG: 0.270												1	0	0	0	0	0	0
Mike Epstein, L (1, 3) OBP: 0.327, SLG: 0.366		FC4-6 1B	F6		4-3			P5-3 1B			3-1	5	0	2	0	0	0	4
Frank Coggins, S (1, 4) OBP: 0.378, SLG: 0.477		FC4-6		4-3	FC5-4 1B			P5-3			F1	5	0	1	0	0	0	2
Ken McMullen, R (1, 5) OBP: 0.302, SLG: 0.385		F6		BB HR 1B	FC5-4			K			1B 2B	5	2	2	0	0	1	3
Paul Casanova, R (1, 2) OBP: 0.272, SLG: 0.332		5-3		F9	5-3			K			1B IBB	4	0	0	0	1	1	2
Ed Brinkman, R (1, 6) OBP: 0.254, SLG: 0.240			F5	HR BB	5-3			F7 BB			1B	2	1	0	0	1	0	0
Dick Nen, L (9, PH) OBP: 0.284, SLG: 0.338												0	0	0	0	1	0	0
Tim Cullen, R (10, 6) OBP: 0.307, SLG: 0.266												1	0	1	1	0	0	0
Bob Priddy, R (1, 1) OBP: 0.260, SLG: 0.227			S 2B	HR	K			F7				1	0	1	0	0	0	0
Dick Bosman, R (3, PR) OBP: 0.083, SLG: 0.083												0	0	0	0	0	0	0
Dick Nold, R (4, 1)												0	0	0	0	0	0	0
Bob Chance, L (4, PH) OBP: 0.340, SLG: 0.500												1	1	1	3	0	0	0
Bob Humphreys, R (5, 1) OBP: 0.278, SLG: 0.133												1	0	0	0	0	1	0
Cap Peterson, R (9, PH) OBP: 0.298, SLG: 0.348												1	0	0	0	0	0	1
Dave Baldwin, R (10, 1)												0	0	0	0	0	0	0
Inning Stats	R: 0 E: 0 K: 1 S: 5 H: 0 LOB: 0 BB: 0 P: 5	R: 0 E: 0 K: 0 S: 4 H: 1 LOB: 1 BB: 0 P: 4	R: 0 E: 0 K: 1 S: 6 H: 1 LOB: 3 BB: 2 P: 14	R: 3 E: 0 K: 0 S: 5 H: 2 LOB: 0 BB: 1 P: 9	R: 0 E: 0 K: 0 S: 4 H: 1 LOB: 2 BB: 0 P: 5	R: 0 E: 0 K: 1 S: 5 H: 0 LOB: 0 BB: 0 P: 5	R: 0 E: 0 K: 1 S: 5 H: 0 LOB: 0 BB: 0 P: 5	R: 0 E: 0 K: 1 S: 5 H: 1 LOB: 0 BB: 0 P: 5	R: 0 E: 0 K: 1 S: 4 H: 0 LOB: 0 BB: 1 P: 8	R: 0 E: 0 K: 1 S: 5 H: 0 LOB: 0 BB: 0 P: 5	R: 1 E: 0 K: 0 S: 4 H: 2 LOB: 2 BB: 1 P: 8	1B: 5 2B: 3 3B: 0 HR: 1 SF: 0 SAC: 0 DP: 1 HBP: 1	WP: 0 PB: 0 SB: 1 CS: 0 PA: 44						

PITCHER		IP	WLS	BF	H	R	ER	SO	BB	IBB	HBP	BLK	WP	HR	S	P	ERA	WHIP
Dave Leonhard, R ERA: 5.4	(1, 1)	5.0		24	5	3	3	2	3	0	1	0	0	1	24	37	5.40	1.600
Wally Bunker, R ERA: 3.87	(6, 1)	3.0		9	1	0	0	3	0	0	0	0	0	0	15	15	0.00	0.333
Stu Miller, R ERA: 2.61	(9, 1)	2.2	L	11	2	1	1	2	1	1	0	0	0	0	13	21	3.38	1.125

PITCHER	IP	WLS	BF	H	R	ER	SO	BB	IBB	HBP	BLK	WP	HR	S	P	ERA	WHIP

BOTTOM

Baltimore Orioles @ Washington Senators

D.C. Stadium, Washington, DC

Thu Sep 21 1967, 7:05 PM EDT

Att. 1,718 - Unknown

livebaseballscorecards.com

AB	38
R	4
H	8
RBI	4
BB	5
SO	7
LOB	15

Detroit Tigers @ Washington Senators

D.C. Stadium, Washington, DC

Fri Sep 22 1967, 7:05 PM EDT

Unknown

TOP

Batter	1	2	3	4	5	6	7	8	9	AB	R	H	RBI	BB	SO	LOB
Mickey Stanley, R (1, 8) OBP: 0.278, SLG: 0.326	6-3	K		SH3-4	K		L1-3		1B	5	0	1	0	0	2	1
Dick McAuliffe, L (1, 4) Ray Oyler, R (7, 6) OBP: 0.361, SLG: 0.415 OBP: 0.282, SLG: 0.265	K	1B 1B	F9	1-2 BB	F8		5-3			4 1	1 0	1 0	0 0	1 0	1 0	1 1
Al Kaline, R (1, 9) Jim Northrup, L (9, 9) OBP: 0.413, SLG: 0.560 OBP: 0.331, SLG: 0.385	1B WP BB	1B 1B 1B	BB	L9	L8					3 0	2 0	1 0	0 0	2 0	0 0	2 0
Willie Horton, R (1, 7) Lenny Green, L (6, PR) (6, 7) OBP: 0.334, SLG: 0.469 OBP: 0.312, SLG: 0.358	WP 1B	K	K	1B E BB		FC6-4 1B				3 1	0 1	1 1	0 0	1 0	2 0	4 0
Bill Freehan, R (1, 2) OBP: 0.388, SLG: 0.451	BB BB	1B 1B	K	SH1-3 E WP 1B	FC6-4 FC6-4					4	1	2	1	1	1	1
Don Wert, R (1, 5) OBP: 0.315, SLG: 0.343	FC6-4 BB	1B 1B	2B 1B	E4 WP SH1-3	F4					4	1	2	2	1	0	2
Eddie Mathews, L (1, 3) Dave Campbell, R (7, 3) OBP: 0.333, SLG: 0.391	FC6-4	F9	2B 2B	SH1-3	FC6-4			F7		3 1	1 0	1 0	1 0	0 0	0 0	5 1
Dick Tracewski, R (1, 6) (7, 4) OBP: 0.320, SLG: 0.378	F8	F9	1B 2B	K						5	1	1	1	0	1	4
Earl Wilson, R (1, 1) OBP: 0.257, SLG: 0.327	K		F9 SH3-4	BB	5-3				K	5	0	2	1	0	2	2
Inning Stats	R: 1 E: 0 K: 1 S: 6 H: 1 LOB: 3 BB: 3 P: 18	R: 0 E: 0 K: 2 S: 7 H: 0 LOB: 0 BB: 0 P: 7	R: 2 E: 0 K: 1 S: 9 H: 4 LOB: 2 BB: 0 P: 9	R: 0 E: 0 K: 1 S: 6 H: 1 LOB: 2 BB: 1 P: 10	R: 3 E: 0 K: 2 S: 11 H: 4 LOB: 2 BB: 1 P: 15	R: 2 E: 1 K: 1 S: 7 H: 1 LOB: 2 BB: 1 P: 11	R: 0 E: 0 K: 0 S: 3 H: 0 LOB: 0 BB: 0 P: 3	R: 0 E: 0 K: 0 S: 4 H: 1 LOB: 1 BB: 0 P: 4	R: 0 E: 0 K: 1 S: 6 H: 1 LOB: 1 BB: 0 P: 6	1B: 11 2B: 2 3B: 0 HR: 0 SF: 0 SAC: 2 DP: 0 HBP: 0						

	AB	39
	R	8
	H	13
	RBI	6
	BB	6
	SO	9
	LOB	24

WP: 2 PB: 0 SB: 0 CS: 0 PA: 47

livebaseballscorecards.com

PITCHER		IP	WLS	BF	H	R	ER	SO	BB	IBB	HBP	BLK	WP	HR	S	P	ERA	WHIP
Frank Bertaina, L ERA: 3.32	(1, 1)	3.0	L	17	5	3	3	4	3	0	0	0	1	0	22	34	9.00	2.667
Joe Coleman, R ERA: 4.8	(4, 1)	2.0		13	5	3	3	3	2	0	0	0	0	0	17	25	13.50	3.500
Dick Lines, L ERA: 3.48	(6, 1)	3.0		13	2	2	1	1	1	0	0	0	1	0	14	18	3.00	1.000
Casey Cox, R ERA: 2.77	(9, 1)	1.0		4	1	0	0	1	0	0	0	0	0	0	6	6	0.00	1.000

PITCHER	IP	WLS	BF	H	R	ER	SO	BB	IBB	HBP	BLK	WP	HR	S	P	ERA	WHIP

BOTTOM

Detroit Tigers @ Washington Senators

D.C. Stadium, Washington, DC

Fri Sep 22 1967, 7:05 PM EDT

Unknown

livebaseballscorecards.com

Batter	1	2	3	4	5	6	7	8	9	AB	R	H	RBI	BB	SO	LOB
Fred Valentine, S (1, 9) OBP: 0.333, SLG: 0.343	F6		3-1		F6			F2		4	0	0	0	0	0	1
Hank Allen, R (1, 8) OBP: 0.277, SLG: 0.331	K			HR		6-3		K		4	1	1	1	0	2	0
Cap Peterson, R (1, 7) OBP: 0.298, SLG: 0.347	F8			1B		F6			K	4	0	1	0	0	1	0
Mike Epstein, L (1, 3) OBP: 0.329, SLG: 0.368		K		G4-6-3 1-2 1B		F8			E SF8 1B	4	1	2	0	0	1	0
Frank Coggins, S (1, 4) OBP: 0.347, SLG: 0.438		K2-3		K			4-3		E3 1-3	4	0	0	0	0	2	3
Ken McMullen, R (1, 5) OBP: 0.302, SLG: 0.385		K		G4-6-3 1-2f			1B		SF8 3-H	3	0	1	1	0	1	2
Paul Casanova, R (1, 2) OBP: 0.272, SLG: 0.337			F8		HR		F4		F9	4	1	1	1	0	0	2
Tim Cullen, R (1, 6) OBP: 0.307, SLG: 0.269			6-3 2B		4-3		L4			3	0	1	0	0	0	1
Frank Bertaina, L (1, 1) OBP: 0.075, SLG: 0.075			6-3 2-3		4-3			L9		0	0	0	0	0	0	0
Bernie Allen, L (3, PH) OBP: 0.244, SLG: 0.256										1	0	0	0	0	0	1
Joe Coleman, R (4, 1) OBP: 0.128, SLG: 0.083										0	0	0	0	0	0	0
Bob Chance, L (5, PH) OBP: 0.333, SLG: 0.488										1	0	0	0	0	0	0
Dick Lines, R (6, 1) OBP: 0.333, SLG: 0.111										0	0	0	0	0	0	0
Dick Nen, L (8, PH) OBP: 0.283, SLG: 0.336										1	0	0	0	0	0	0
Casey Cox, R (9, 1)										0	0	0	0	0	0	0

Inning Stats	1	2	3	4	5	6	7	8	9
	R: 0 H: 0 E: 0 LOB: 0 K: 1 BB: 0 S: 5 P: 5	R: 0 H: 0 E: 0 LOB: 0 K: 3 BB: 0 S: 9 P: 9	R: 0 H: 1 E: 0 LOB: 1 K: 0 BB: 0 S: 4 P: 4	R: 1 H: 3 E: 0 LOB: 1 K: 1 BB: 0 S: 7 P: 7	R: 1 H: 1 E: 0 LOB: 0 K: 0 BB: 0 S: 4 P: 4	R: 0 H: 0 E: 0 LOB: 0 K: 0 BB: 0 S: 3 P: 3	R: 0 H: 1 E: 0 LOB: 1 K: 0 BB: 0 S: 4 P: 4	R: 0 H: 0 E: 0 LOB: 0 K: 1 BB: 0 S: 5 P: 5	R: 1 H: 1 E: 1 LOB: 1 K: 1 BB: 0 S: 7 P: 7

1B: 4	SF: 1
2B: 1	SAC: 0
3B: 0	DP: 1
HR: 2	HBP: 0

WP: 0	PA: 34
PB: 0	
SB: 0	
CS: 0	

AB	33
R	3
H	7
RBI	3
BB	0
SO	7
LOB	10

PITCHER		IP	WLS	BF	H	R	ER	SO	BB	IBB	HBP	BLK	WP	HR	S	P	ERA	WHIP
Earl Wilson, R ERA: 3.29	(1, 1)	9.0	W	34	7	3	2	7	0	0	0	0	0	2	48	48	2.00	0.778

PITCHER	IP	WLS	BF	H	R	ER	SO	BB	IBB	HBP	BLK	WP	HR	S	P	ERA	WHIP

Detroit Tigers @ Washington Senators

D.C. Stadium, Washington, DC

Fri Sep 22 1967, 7:05 PM EDT

Att. 11,185 - Unknown

TOP

livebaseballscorecards.com

Batter	1	2	3	4	5	6	7	8	9	AB	R	H	RBI	BB	SO	LOB
Mickey Stanley, R (1, 8) OBP: 0.276, SLG: 0.321	BBBB 4-0 BB BB BB	x 0-0 ③ 1-4-3		x 0-0 ③ F9			SSS 0-3 ② K	x 0-0 ② 4-3 1-2	SSS 0-3 ③ K	5	0	0	0	1	2	6
Dick McAuliffe, L (1, 4) OBP: 0.363, SLG: 0.413 Ray Oyler, R (9, 6) OBP: 0.282, SLG: 0.265	SSS 0-3 ① K		BBBB 4-0 BB BB		SSS 0-3 ① K		BBBB 4-0 BB 1B 1B BB	BBBB 4-0 BB		2 0	1 0	0 0	0 0	3 0	2 0	1 0
Al Kaline, R (1, 9) OBP: 0.413, SLG: 0.557	BBBB 4-0 1-2 BB BB	x 0-0 ① L7			SSS 0-3 ② K		x 0-0 ③ 1-2 BB 1B 1B	x 0-0 L5		4	1	1	0	1	1	3
Willie Horton, R (1, 7) OBP: 0.336, SLG: 0.467 Jim Northrup, L (7, PR) OBP: 0.332, SLG: 0.387 (7, 7)	BBBB 4-0 1-2 2-3 BB	x 0-0 ② F6			x 0-0 ③ 5-3		BBBB 4-0 1B 1-2 2-3 BB		x 0-0 E 1B 1B 1B	2 1	0 1	0 1	0 0	2 0	0 0	1 0
Bill Freehan, R (1, 2) OBP: 0.389, SLG: 0.451	SSS 0-3 ② K		BBBB 4-0 1-2 BB			x 0-0 ① F8	x 0-0 1-3 2-H 3-H 1B		x 0-0 1-2 1B 1B 1B	4	0	2	2	1	1	3
Don Wert, R (1, 5) OBP: 0.316, SLG: 0.342	x 0-0 ③ F3	x 0-0 ③ F3				BBBB 4-0 BB	x 0-0 ③ 3-1		x 0-0 1B 1-2 2-H 1B	4	0	1	1	1	0	8
Eddie Mathews, L (1, 3) OBP: 0.333, SLG: 0.391 Norm Cash, L (7, 3) OBP: 0.354, SLG: 0.432		x 0-0 ① F3		x 0-0 1B		x 0-0 ② F9		x 0-0 HR	SSS 0-3 ① K	3 2	0 1	1 1	0 1	0 0	0 1	1 2
Dick Tracewski, R (1, 6) OBP: 0.333, SLG: 0.376 (9, 4)		BBBB 4-0 SH1-4 BB		SSS 0-3 ① K		x 0-0 ③ F9		BBBB 4-0 FC1-6 BB	x 0-0 ② 1-3 2-H 1B	3	0	1	0	2	1	2
Mickey Lolich, S (1, 1) OBP: 0.270, SLG: 0.179		x 0-0 ② SH1-4 1-2		x 0-0 ② F9			SSS 0-3 ① K	x 0-0 ① FC1-6 4-3 1-2f	BBBB 4-0 BB	3	0	0	0	1	1	2
Inning Stats	R: 0 E: 0 K: 2 S: 7 H: 0 LOB: 3 BB: 3 P: 19	R: 0 E: 0 K: 0 S: 3 H: 0 LOB: 1 BB: 1 P: 7	R: 0 E: 0 K: 0 S: 3 H: 0 LOB: 2 BB: 2 P: 11	R: 0 E: 0 K: 1 S: 6 H: 1 LOB: 1 BB: 0 P: 6	R: 0 E: 0 K: 2 S: 7 H: 0 LOB: 0 BB: 0 P: 7	R: 0 E: 0 K: 0 S: 3 H: 0 LOB: 1 BB: 1 P: 7	R: 2 E: 0 K: 2 S: 9 H: 2 LOB: 3 BB: 2 P: 17	R: 1 E: 0 K: 0 S: 4 H: 1 LOB: 2 BB: 2 P: 12	R: 1 E: 1 K: 2 S: 10 H: 4 LOB: 3 BB: 1 P: 14	1B: 7 2B: 0 3B: 0 HR: 1 SF: 0 SAC: 1 DP: 0 HBP: 0						

	AB	33
	R	4
	H	8
	RBI	4
	BB	12
	SO	9
	LOB	29

WP: 0 PB: 0 SB: 0 CS: 0 PA: 46

PITCHER		IP	WLS	BF	H	R	ER	SO	BB	IBB	HBP	BLK	WP	HR	S	P	ERA	WHIP
Barry Moore, L ERA: 3.76	(1, 1)	6.2	L	32	3	2	2	7	9	0	0	0	0	0	37	73	2.70	1.800
Casey Cox, R ERA: 2.84	(7, 1)	1.1		7	1	1	1	0	2	0	0	0	0	1	5	13	6.75	2.250
Darold Knowles, L ERA: 2.71	(9, 1)	1.0		7	4	1	0	2	1	0	0	0	0	0	10	14	0.00	5.000

PITCHER	IP	WLS	BF	H	R	ER	SO	BB	IBB	HBP	BLK	WP	HR	S	P	ERA	WHIP

Batter	1	2	3	4	5	6	7	8	9	AB	R	H	RBI	BB	SO	LOB
Fred Valentine, S (1, 9) OBP: 0.332, SLG: 0.342	S S S 0-3 K ①		x 0-0 1B 1B ①		x 0-0 F8 ③			x 0-0 F8 ②		4	0	1	0	0	1	0
Hank Allen, R (1, 8) OBP: 0.276, SLG: 0.330	x 0-0 4-3 ②		x 0-0 FC5-4 1B 1-3 1B ①			x 0-0 6-3 ①		x 0-0 5-3 ③		4	0	1	0	0	0	0
Frank Howard, R (1, 3) OBP: 0.333, SLG: 0.509	S S S 0-3 K ③		x 0-0 FC5-4 1-2f ③			S S S 0-3 K ②			x 0-0 5-3 ①	4	0	0	0	0	2	2
Cap Peterson, R (1, 7) OBP: 0.295, SLG: 0.343		x 0-0 3-1 ①		x 0-0 6-3 ①		x 0-0 L9 ③			x 0-0 5-3 ②	4	0	0	0	0	0	0
Ken McMullen, R (1, 5) OBP: 0.303, SLG: 0.383		B B B B 4-0 E S BB		x 0-0 F8 ②			x 0-0 5-3 ①		B B B B 4-0 BB	2	0	0	0	2	0	0
Frank Coggins, S (1, 4) OBP: 0.358, SLG: 0.462		S S S 0-3 K ②		x 0-0 1B			x 0-0 2B		S S S 0-3 K ③	4	0	2	0	0	2	2
Doug Camilli, R (1, 2) OBP: 0.212, SLG: 0.259		S S S 0-3 K 1-3 ③		S S S 0-3 K ③			x 0-0 F3 ②			3	0	0	0	0	2	3
Ed Brinkman, R (1, 6) OBP: 0.253, SLG: 0.238 Paul Casanova, R (7, PH) OBP: 0.271, SLG: 0.337 Tim Cullen, R (8, 6) OBP: 0.307, SLG: 0.269			x 0-0 L9 ①		x 0-0 5-3 ①		x 0-0 4-3 ③			2 1 0	0 0 0	0 0 0	0 0 0	0 0 0	0 1 0	0 1 0
Barry Moore, L (1, 1) OBP: 0.160, SLG: 0.174 Casey Cox, R (7, 1) Bob Saverine, S (8, PH) OBP: 0.289, SLG: 0.294 Darold Knowles, L (9, 1) OBP: 0.118, SLG: 0.063			x 0-0 4-3 ②		S S S 0-3 K ②			x 0-0 L9 ①		2 0 1 0	0 0 0 0	0 0 0 0	0 0 0 0	0 0 0 0	1 0 0 0	0 0 0 0
Inning Stats	R: 0 E: 0 K: 2 S: 7 H: 0 LOB: 0 BB: 0 P: 7	R: 0 E: 0 K: 2 S: 7 H: 0 LOB: 1 BB: 1 P: 11	R: 0 E: 0 K: 0 S: 5 H: 2 LOB: 2 BB: 0 P: 5	R: 0 E: 0 K: 1 S: 6 H: 1 LOB: 1 BB: 0 P: 6	R: 0 E: 0 K: 1 S: 5 H: 0 LOB: 0 BB: 0 P: 5	R: 0 E: 0 K: 1 S: 5 H: 0 LOB: 0 BB: 0 P: 5	R: 0 E: 0 K: 0 S: 4 H: 1 LOB: 1 BB: 0 P: 4	R: 0 E: 0 K: 0 S: 3 H: 0 LOB: 0 BB: 0 P: 3	R: 0 E: 0 K: 1 S: 5 H: 0 LOB: 1 BB: 1 P: 9	1B: 3 2B: 1 3B: 0 HR: 0	SF: 0 SAC: 0 DP: 0 HBP: 0				WP: 0 PB: 0 SB: 1 CS: 0	PA: 33	

PITCHER	IP	WLS	BF	H	R	ER	SO	BB	IBB	HBP	BLK	WP	HR	S	P	ERA	WHIP
Mickey Lolich, L (1, 1) ERA: 3.37	9.0	W	33	4	0	0	8	2	0	0	0	0	0	47	55	0.00	0.667

PITCHER	IP	WLS	BF	H	R	ER	SO	BB	IBB	HBP	BLK	WP	HR	S	P	ERA	WHIP

BOTTOM

Detroit Tigers @ Washington Senators

D.C. Stadium, Washington, DC

Fri Sep 22 1967, 7:05 PM EDT

Att. 11,185 - Unknown

livebaseballscorecards.com

AB	31
R	0
H	4
RBI	0
BB	2
SO	8
LOB	8

Detroit Tigers @ Washington Senators

D.C. Stadium, Washington, DC

Sun Sep 24 1967, 3:33 AM EDT

Att. 8,667 - Unknown

livebaseballscorecards.com

Batter	1	2	3	4	5	6	7	8	9	AB	R	H	RBI	BB	SO	LOB
Dick McAuliffe, L (1, 6) OBP: 0.363, SLG: 0.413	F7		F3		FC5 1B 1B		F8	1B		5	0	2	0	0	0	1
Jerry Lumpe, L (1, 4) OBP: 0.283, SLG: 0.318	F9		1-2 1B		F9		HR	F5		4	1	2	1	0	0	1
Ray Oyler, R (7, 6) OBP: 0.281, SLG: 0.264										1	0	0	0	0	0	1
Al Kaline, R (1, 9) OBP: 0.413, SLG: 0.555	L9		L9		1-2 1B		1B 1B 1B	L5-3		5	1	2	0	0	0	3
Willie Horton, R (1, 7) OBP: 0.337, SLG: 0.473		3B		5-3	FC5 2-3f		1B 1-3 FC6-4 1B		6-3	4	0	2	0	0	0	2
Mickey Stanley, R (7, PR) OBP: 0.275, SLG: 0.320										1	1	0	0	0	0	0
(7, 8)																
Eddie Mathews, L (1, 3) OBP: 0.338, SLG: 0.401	G3			HR		PB 4-3 1B	FC6-4 1-3 3-H BB 1B		H 1-0 L5-3 HBP	4	1	3	2	0	0	1
Wayne Comer, R (9, PR) OBP: 0.333, SLG: 0.333										0	0	0	0	0	0	0
Norm Cash, L (9, 3) OBP: 0.354, SLG: 0.432										0	0	0	0	0	0	0
Jim Northrup, L (1, 8) OBP: 0.333, SLG: 0.384	F5			BBBB 4-0 1B BB		4-3 1-2	BBBB 4-0 FC6-4 1-2 BB		L5-3 1-2	3	0	0	0	2	0	3
(7, 7)																
Bill Freehan, R (1, 2) OBP: 0.389, SLG: 0.450	F4			1-2 G6-4-3 1B		F7	FC6-4 1-2f 2-3 3-H FC6-4			4	0	1	1	0	0	4
Don Wert, R (1, 5) OBP: 0.316, SLG: 0.340		F9	1-2f G6-4-3			PB IBB	1-2f FC6-4			3	0	0	0	1	0	4
Joe Sparma, R (1, 1) OBP: 0.095, SLG: 0.056		E6 1B			5-3	1-2 2-3 K		K		3	0	0	0	0	1	2
Fred Lasher, R (7, 1) OBP: 0.143, SLG: 0.143										1	0	0	0	0	1	0
John Hiller, R (9, 1) OBP: 0.188, SLG: 0.133										0	0	0	0	0	0	0
Inning Stats	R: 0 E: 0 K: 0 S: 3 H: 0 LOB: 0 BB: 0 P: 3	R: 0 E: 0 K: 0 S: 4 H: 1 LOB: 1 BB: 0 P: 4	R: 0 E: 1 K: 0 S: 5 H: 1 LOB: 2 BB: 0 P: 5	R: 1 E: 0 K: 0 S: 4 H: 2 LOB: 1 BB: 1 P: 8	R: 0 E: 0 K: 0 S: 5 H: 2 LOB: 2 BB: 0 P: 5	R: 0 E: 0 K: 1 S: 6 H: 1 LOB: 2 BB: 1 P: 10	R: 3 E: 0 K: 0 S: 7 H: 4 LOB: 2 BB: 1 P: 11	R: 0 E: 0 K: 1 S: 6 H: 1 LOB: 1 BB: 0 P: 6	R: 0 E: 0 K: 0 S: 2 H: 0 LOB: 1 BB: 0 P: 3	1B: 9 2B: 1 3B: 1 HR: 2	SF: 0 SAC: 0 DP: 2 HBP: 1						

AB	38
R	4
H	12
RBI	4
BB	3
SO	2
LOB	22

WP: 0 PB: 1 SB: 0 CS: 0 PA: 42

PITCHER		IP	WLS	BF	H	R	ER	SO	BB	IBB	HBP	BLK	WP	HR	S	P	ERA	WHIP
Phil Ortega, R ERA: 3.16	(1, 1)	6.1		31	10	4	4	1	1	1	0	0	0	2	31	39	5.68	1.737
Darold Knowles, L ERA: 2.71	(7, 1)	0.0		2	1	0	0	0	1	0	0	0	0	0	1	5	∞	∞
Dave Baldwin, R ERA: 1.6	(7, 1)	0.2		2	0	0	0	0	0	0	0	0	0	0	2	2	0.00	0.000
Bob Humphreys, R ERA: 4.19	(8, 1)	2.0	W	7	1	0	0	1	0	0	1	0	0	0	8	9	0.00	0.500

PITCHER	IP	WLS	BF	H	R	ER	SO	BB	IBB	HBP	BLK	WP	HR	S	P	ERA	WHIP

Detroit Tigers @ Washington Senators

D.C. Stadium, Washington, DC

Sun Sep 24 1967, 3:33 AM EDT

Att. 8,667 - Unknown

BOTTOM

Batter	1	2	3	4	5	6	7	8	9	AB	R	H	RBI	BB	SO	LOB
Fred Valentine, S (1, 9) OBP: 0.331, SLG: 0.340	F3		K		F2			K 1-2 3-H 1B		5	0	1	1	0	2	0
Hank Allen, R (1, 8) OBP: 0.272, SLG: 0.325	5-3		F7			K		5-3		4	0	0	0	0	1	0
Frank Howard, R (1, 7) OBP: 0.333, SLG: 0.513	E6		HR			F2		6-3		4	1	1	1	0	0	0
Mike Epstein, L (1, 3) OBP: 0.331, SLG: 0.367	K		BB CS			F7			FC1-5 1B 1B	3	0	1	0	1	1	1
Ed Stroud, L (9, PR) OBP: 0.290, SLG: 0.270										0	0	0	0	0	0	0
Frank Coggins, S (1, 4) OBP: 0.368, SLG: 0.455		4-3	CS 1-2	L9			BB E BB G6-4-3		FC1-5 1-2 1B 1B	3	2	1	0	1	0	0
Ken McMullen, R (1, 5) OBP: 0.303, SLG: 0.381		K		6-3			BB G6-4-3 E 1-2		FC1-5 1-2 1B 2-3f 1B	3	1	0	0	1	1	2
Paul Casanova, R (1, 2) OBP: 0.273, SLG: 0.338		1B 1B	4-3				E4 G6-4-3 1-2 2-3		1B 1-2 1B 2-H 1B	4	1	2	1	0	0	2
Tim Cullen, R (1, 6) OBP: 0.307, SLG: 0.270		1-2 1B			6-3		G6-4-3 1-2f 2-3 3-H		F7	3	0	1	0	0	0	2
Dick Nen, L (9, PH) OBP: 0.283, SLG: 0.336										0	0	0	0	0	0	0
Cap Peterson, R (9, PH) OBP: 0.294, SLG: 0.343										1	0	0	0	0	0	2
Phil Ortega, R (1, 1) OBP: 0.132, SLG: 0.063										2	0	0	0	0	0	2
Darold Knowles, L (7, 1) OBP: 0.118, SLG: 0.063										0	0	0	0	0	0	0
Dave Baldwin, R (7, 1)										0	0	0	0	0	0	0
Bob Chance, L (7, PH) OBP: 0.327, SLG: 0.476										1	0	0	0	0	0	1
Bob Humphreys, R (8, 1) OBP: 0.278, SLG: 0.133										0	0	0	0	0	0	0
Doug Camilli, R (9, PH) OBP: 0.221, SLG: 0.268										1	0	1	1	0	0	0
Inning Stats	R: 0 E: 1 K: 1 S: 6 H: 0 LOB: 1 BB: 0 P: 6	R: 0 E: 0 K: 1 S: 7 H: 2 LOB: 2 BB: 0 P: 7	R: 1 E: 0 K: 1 S: 5 H: 1 LOB: 0 BB: 1 P: 9	R: 0 E: 0 K: 0 S: 3 H: 0 LOB: 0 BB: 0 P: 3	R: 0 E: 0 K: 0 S: 3 H: 0 LOB: 0 BB: 0 P: 3	R: 0 E: 0 K: 1 S: 5 H: 0 LOB: 0 BB: 0 P: 5	R: 1 E: 1 K: 0 S: 3 H: 0 LOB: 1 BB: 2 P: 11	R: 0 E: 0 K: 1 S: 5 H: 0 LOB: 0 BB: 0 P: 5	R: 3 E: 0 K: 0 S: 7 H: 5 LOB: 2 BB: 0 P: 7	1B: 7 2B: 0 3B: 0 HR: 1 SF: 0 SAC: 0 DP: 1 HBP: 0	WP: 0 PB: 0 SB: 0 CS: 1 PA: 38					

livebaseballscorecards.com

	AB	34
	R	5
	H	8
	RBI	4
	BB	3
	SO	5
	LOB	12

PITCHER		IP	WLS	BF	H	R	ER	SO	BB	IBB	HBP	BLK	WP	HR	S	P	ERA	WHIP
Joe Sparma, R ERA: 3.72	(1, 1)	6.0		24	3	2	2	4	3	0	0	0	0	1	29	41	3.00	1.000
Fred Lasher, R ERA: 3.12	(7, 1)	2.1	L	10	3	3	3	1	0	0	0	0	0	0	12	12	11.57	1.286
John Hiller, L ERA: 2.34	(9, 1)	0.1		3	2	0	0	0	0	0	0	0	0	0	3	3	0.00	6.000

PITCHER	IP	WLS	BF	H	R	ER	SO	BB	IBB	HBP	BLK	WP	HR	S	P	ERA	WHIP

Washington Senators @ Baltimore Orioles

Memorial Stadium, Baltimore, MD

Mon Sep 25 1967, 7:05 PM EDT

Att. 2,741 - Unknown

TOP

livebaseballscorecards.com

Batter	1	2	3	4	5	6	7	8	9	AB	R	H	RBI	BB	SO	LOB
Fred Valentine, S (1, 9) OBP: 0.329, SLG: 0.339	3-1		F8		4-3			1B	F7	5	1	1	0	0	0	3
Hank Allen, R (1, 8) OBP: 0.271, SLG: 0.323 (8, 7)	F8			K	F9			1B FC3 1-2	K	5	1	1	0	0	2	0
Frank Howard, R (1, 7) OBP: 0.334, SLG: 0.513	F8			1B	5-3			E FC3 1-3 2-H		4	0	2	1	0	0	0
Ed Stroud, L (8, PR) OBP: 0.290, SLG: 0.270 (8, 8)										0	0	0	0	0	0	0
Mike Epstein, L (1, 3) OBP: 0.327, SLG: 0.362		K		F7	G3			K		4	0	0	0	0	2	3
Frank Coggins, S (1, 4) OBP: 0.361, SLG: 0.431		1-3		1-3			FC3-6 BB	FC3 1-3 3-H		3	0	0	1	1	0	2
Ken McMullen, R (1, 5) OBP: 0.301, SLG: 0.378		K			5-3		F7	F5		4	0	0	0	0	1	4
Jim French, L (1, 2) OBP: 0.308, SLG: 0.100			K		FC6-4 1B		FC3-6 1-2f	IBB		3	0	1	0	1	1	1
Tim Cullen, R (1, 6) OBP: 0.306, SLG: 0.269			F4		FC6-4 1B 1-2f		BB	K		2	0	0	0	0	0	1
Bob Chance, L (7, PH) OBP: 0.340, SLG: 0.476										0	0	0	0	1	0	0
Ed Brinkman, R (7, PR) OBP: 0.253, SLG: 0.238 (7, 6)										0	0	0	0	0	0	0
Cap Peterson, R (8, PH) OBP: 0.294, SLG: 0.342										1	0	0	0	0	1	3
Dave Baldwin, R (8, 1)										0	0	0	0	0	0	0
Dick Bosman, R (1, 1) OBP: 0.214, SLG: 0.154			BB		1-3 1B		K		F9	1	0	1	0	1	0	0
Dick Nen, L (7, PH) OBP: 0.282, SLG: 0.335										1	0	0	0	0	1	2
Casey Cox, R (7, 1)										0	0	0	0	0	0	0
Bob Saverine, S (8, 6) OBP: 0.288, SLG: 0.293										1	0	0	0	0	0	0
Inning Stats	R: 0 E: 0 K: 0 S: 3 H: 0 LOB: 0 BB: 0 P: 3	R: 0 E: 0 K: 2 S: 7 H: 0 LOB: 0 BB: 0 P: 7	R: 0 E: 0 K: 1 S: 5 H: 0 LOB: 1 BB: 1 P: 9	R: 0 E: 0 K: 1 S: 6 H: 1 LOB: 1 BB: 0 P: 6	R: 0 E: 0 K: 0 S: 5 H: 2 LOB: 2 BB: 0 P: 5	R: 0 E: 0 K: 0 S: 3 H: 0 LOB: 0 BB: 0 P: 3	R: 0 E: 1 K: 1 S: 5 H: 0 LOB: 2 BB: 2 P: 13	R: 2 E: 1 K: 2 S: 11 H: 3 LOB: 3 BB: 1 P: 15	R: 0 E: 0 K: 1 S: 5 H: 0 LOB: 0 BB: 0 P: 5	1B: 6 2B: 0 3B: 0 HR: 0	SF: 0 SAC: 0 DP: 0 HBP: 0						

	AB	34
	R	2
	H	6
	RBI	2
	BB	4
	SO	8
	LOB	19

WP: 0 PB: 0 SB: 0 CS: 0 PA: 38

PITCHER		IP	WLS	BF	H	R	ER	SO	BB	IBB	HBP	BLK	WP	HR	S	P	ERA	WHIP
Dave Leonhard, R ERA: 3.65	(1, 1)	7.1		32	6	2	2	6	3	0	0	0	0	0	41	53	2.46	1.227
Eddie Watt, R ERA: 2.3	(8, 1)	1.2	W	6	0	0	0	2	0	1	0	0	0	0	9	13	0.00	0.000

PITCHER	IP	WLS	BF	H	R	ER	SO	BB	IBB	HBP	BLK	WP	HR	S	P	ERA	WHIP

BOTTOM

Washington Senators @ Baltimore Orioles

Memorial Stadium, Baltimore, MD

Mon Sep 25 1967, 7:05 PM EDT

Att. 2,741 - Unknown

livebaseballscorecards.com

Batter	1	2	3	4	5	6	7	8	9	AB	R	H	RBI	BB	SO	LOB
Mark Belanger, R (1, 6) OBP: 0.223, SLG: 0.215	5-3		F6			1-3		K		4	0	0	0	0	1	2
Dave May, L (1, 9) OBP: 0.289, SLG: 0.321	F6		F4			SF7 3B		IBB		3	1	1	0	1	0	0
Paul Blair, R (1, 8) OBP: 0.359, SLG: 0.454	E 1B 1B		6-3			SF7 3-H		F7		3	1	1	1	0	0	2
Brooks Robinson, R (1, 5) OBP: 0.328, SLG: 0.434	1-H 1B			L5		F8			1B 1B HBP	3	1	1	1	0	0	0
Curt Blefary, L (1, 3) OBP: 0.339, SLG: 0.417	F7			G3			4-3		1-3 1B	4	0	1	0	0	0	1
Curt Motton, R (1, 7) OBP: 0.297, SLG: 0.370		F7		6-3			5-3		1-2 3-H 1B	4	0	1	1	0	0	0
Davey Johnson, R (1, 4) OBP: 0.328, SLG: 0.379		F7			BBB G3-6-3 BB		1-4-3			2	0	0	0	1	0	0
Vic Roznovsky, L (1, 2) OBP: 0.219, SLG: 0.266 Luis Aparicio, R (8, PR) OBP: 0.270, SLG: 0.313 Larry Haney, R (9, 2) OBP: 0.288, SLG: 0.363		E4			G3-6-3 1-2f				SH2-4 1B	3 0 0	0 0 0	1 0 0	0 0 0	0 0 0	0 0 0	1 0 0
Dave Leonhard, R (1, 1) Eddie Watt, R (8, 1) OBP: 0.261, SLG: 0.333		K			1-3				SH2-4 1-2	2 0	0 0	0 0	0 0	0 0	1 0	1 0
Inning Stats	R: 1 E: 1 K: 0 S: 5 H: 2 LOB: 1 BB: 0 P: 5	R: 0 E: 1 K: 1 S: 6 H: 0 LOB: 1 BB: 0 P: 6	R: 0 E: 0 K: 0 S: 3 H: 0 LOB: 0 BB: 0 P: 3	R: 0 E: 0 K: 0 S: 3 H: 0 LOB: 0 BB: 0 P: 3	R: 0 E: 0 K: 0 S: 2 H: 0 LOB: 0 BB: 1 P: 6	R: 1 E: 0 K: 0 S: 4 H: 1 LOB: 0 BB: 0 P: 4	R: 0 E: 0 K: 0 S: 3 H: 0 LOB: 0 BB: 0 P: 3	R: 0 E: 0 K: 1 S: 6 H: 1 LOB: 2 BB: 1 P: 10	R: 1 E: 0 K: 0 S: 2 H: 2 LOB: 2 BB: 0 P: 3	1B: 5 2B: 0 3B: 1 HR: 0	SF: 1 SAC: 1 DP: 1 HBP: 1		WP: 0 PB: 0 SB: 0 CS: 0		PA: 33		

	AB	28
	R	3
	H	6
	RBI	3
	BB	2
	SO	2
	LOB	7

PITCHER		IP	WLS	BF	H	R	ER	SO	BB	IBB	HBP	BLK	WP	HR	S	P	ERA	WHIP
Dick Bosman, R ERA: 1.59	(1, 1)	6.0		22	3	2	1	1	1	0	0	0	0	0	23	27	1.50	0.667
Casey Cox, R ERA: 2.8	(7, 1)	1.0		3	0	0	0	0	0	0	0	0	0	0	3	3	0.00	0.000
Dave Baldwin, R ERA: 1.7	(8, 1)	1.0	L	8	3	1	1	1	0	1	1	0	0	0	8	13	9.00	3.000

PITCHER	IP	WLS	BF	H	R	ER	SO	BB	IBB	HBP	BLK	WP	HR	S	P	ERA	WHIP

Batter	1	2	3	4	5	6	7	8	9	AB	R	H	RBI	BB	SO	LOB
Fred Valentine, S (1, 9) OBP: 0.330, SLG: 0.339	S S S 0-3 ① K	x 0-0 ③ 2-3			x 0-0 1B 1B 1B		x 0-0 1B		x 0-0 ③ F8	5	1	2	0	0	1	2
Hank Allen, R (1, 8) (7, 7) OBP: 0.274, SLG: 0.329	x 0-0 2B		x 0-0 ① 2-3		x 0-0 1B 1-3 1B		x 0-0 ② F9			4	0	2	0	0	0	1
Frank Howard, R (1, 7) Joe Coleman, R (7, 1) Darold Knowles, L (9, 1) OBP: 0.335, SLG: 0.513 OBP: 0.128, SLG: 0.083 OBP: 0.118, SLG: 0.063	x 0-0 ② 6-3		x 0-0 2B 1B		x 0-0 1-3 3-H 1B		S S S 0-3 ③ K			4 0 0	1 0 0	2 0 0	1 0 0	0 0 0	1 0 0	2 0 0
Mike Epstein, L (1, 3) OBP: 0.326, SLG: 0.364	x 0-0 ③ 6-3		x 0-0 ② 1-H 2B		S S S 0-3 ② K			x 0-0 ① F8		4	0	1	1	0	1	3
Frank Coggins, S (1, 4) OBP: 0.354, SLG: 0.435		x 0-0 E 2B	x 0-0 ③ 6-3		S S S 0-3 ③ K			x 0-0 ② 4-3		4	1	1	0	0	1	2
Ken McMullen, R (1, 5) OBP: 0.299, SLG: 0.376		x 0-0 E3 2B 2-H		x 0-0 ① F7		x 0-0 ① F4		S S S 0-3 ③ K		4	1	0	0	0	1	0
Jim French, L (1, 2) OBP: 0.235, SLG: 0.071		x 0-0 ① 4-3		S S S 0-3 ② K		x 0-0 ② 1-3			x 0-0 ① F9	4	0	0	0	0	1	1
Tim Cullen, R (1, 6) OBP: 0.305, SLG: 0.271		x 0-0 2B 2-H		x 0-0 ③ G3		x 0-0 ③ F8			x 0-0 ② F7	4	0	1	1	0	0	0
Buster Narum, R (1, 1) Ed Stroud, L (7, 8) OBP: 0.293, SLG: 0.273		x 0-0 ② 6-3			S S S 0-3 ① K		x 0-0 ① F5		x 0-0 1B	3 1	0 0	0 1	0 0	1 0	1 0	1 0
Inning Stats	R: 0 H: 1 E: 0 LOB: 1 K: 1 BB: 0 S: 6 P: 6	R: 2 H: 2 E: 1 LOB: 1 K: 0 BB: 0 S: 6 P: 6	R: 1 H: 2 E: 0 LOB: 0 K: 0 BB: 0 S: 4 P: 4	R: 0 H: 0 E: 0 LOB: 0 K: 1 BB: 0 S: 5 P: 5	R: 1 H: 3 E: 0 LOB: 2 K: 3 BB: 0 S: 12 P: 12	R: 0 H: 0 E: 0 LOB: 0 K: 0 BB: 0 S: 3 P: 3	R: 0 H: 1 E: 0 LOB: 1 K: 1 BB: 0 S: 6 P: 6	R: 0 H: 0 E: 0 LOB: 0 K: 1 BB: 0 S: 5 P: 5	R: 0 H: 1 E: 0 LOB: 1 K: 0 BB: 0 S: 4 P: 4	1B: 6 2B: 4 3B: 0 HR: 0	SF: 0 SAC: 0 DP: 0 HBP: 0						

PITCHER		IP	WLS	BF	H	R	ER	SO	BB	IBB	HBP	BLK	WP	HR	S	P	ERA	WHIP
Jim Hardin, R ERA: 2.27	(1, 1)	4.1	L	21	8	4	3	3	0	0	0	0	0	0	27	27	6.23	1.846
Pete Richert, L ERA: 3.47	(5, 1)	1.2		5	0	0	0	2	0	0	0	0	0	0	9	9	0.00	0.000
Bill Dillman, R ERA: 4.35	(7, 1)	3.0		11	2	0	0	2	0	0	0	0	0	0	15	15	0.00	0.667

PITCHER	IP	WLS	BF	H	R	ER	SO	BB	IBB	HBP	BLK	WP	HR	S	P	ERA	WHIP

TOP

Washington Senators @ Baltimore Orioles

Memorial Stadium, Baltimore, MD

Tue Sep 26 1967, 7:05 PM EDT

Att. 4,864 - Unknown

livebaseballscorecards.com

AB	37
R	4
H	10
RBI	3
BB	0
SO	7
LOB	12

Batter	1	2	3	4	5	6	7	8	9	AB	R	H	RBI	BB	SO	LOB
Mark Belanger, R (1, 6) OBP: 0.218, SLG: 0.210	F6		6-3			F4			K	4	0	0	0	0	1	0
Dave May, L (1, 9) OBP: 0.299, SLG: 0.321	6-3 BB			K		1-3			1B 1B	3	0	1	0	1	1	0
Paul Blair, R (1, 8) OBP: 0.358, SLG: 0.452	6-3 1-2			F3			F6		1-2 1B	4	0	1	0	0	0	1
Curt Blefary, L (1, 3) OBP: 0.337, SLG: 0.414	F5			G3			4-3		L4	4	0	0	0	0	0	3
Curt Motton, R (1, 7) OBP: 0.284, SLG: 0.351		K			F7		5-3			3	0	0	0	0	1	0
Davey Johnson, R (1, 5) OBP: 0.328, SLG: 0.380		F7			P6-4 2B			5-3		3	0	1	0	0	0	0
Mickey McGuire, R (1, 4) OBP: 0.111, SLG: 0.111		F5			P6-4 2-3f			G3		3	0	0	0	0	0	1
Vic Roznovsky, L (1, 2) OBP: 0.212, SLG: 0.258			K			F2		K		3	0	0	0	0	2	0
Jim Hardin, R (1, 1) OBP: 0.154, SLG: 0.189			K			HR			F6	1	0	0	0	0	1	0
Pete Richert, L (5, 1) OBP: 0.107, SLG: 0.111										0	0	0	0	0	0	0
Boog Powell, L (6, PH) OBP: 0.324, SLG: 0.364										1	1	1	1	0	0	0
Bill Dillman, R (7, 1) OBP: 0.161, SLG: 0.161										0	0	0	0	0	0	0
Russ Snyder, L (9, PH) OBP: 0.314, SLG: 0.324										1	0	0	0	0	0	0
Inning Stats	R: 0 E: 0 K: 0 S: 3 H: 0 LOB: 1 BB: 1 P: 7	R: 0 E: 0 K: 1 S: 5 H: 0 LOB: 0 BB: 0 P: 5	R: 0 E: 0 K: 2 S: 7 H: 0 LOB: 0 BB: 0 P: 7	R: 0 E: 0 K: 1 S: 5 H: 0 LOB: 0 BB: 0 P: 5	R: 0 E: 0 K: 0 S: 3 H: 1 LOB: 0 BB: 0 P: 3	R: 1 E: 0 K: 0 S: 4 H: 1 LOB: 0 BB: 0 P: 4	R: 0 E: 0 K: 0 S: 3 H: 0 LOB: 0 BB: 0 P: 3	R: 0 E: 0 K: 1 S: 5 H: 0 LOB: 0 BB: 0 P: 5	R: 0 E: 0 K: 1 S: 7 H: 2 LOB: 2 BB: 0 P: 7	1B: 2 2B: 2 3B: 0 HR: 1 SF: 0 SAC: 0 DP: 1 HBP: 0						

PITCHER		IP	WLS	BF	H	R	ER	SO	BB	IBB	HBP	BLK	WP	HR	S	P	ERA	WHIP
Buster Narum, R ERA: 3.09	(1, 1)	6.0	W	20	2	1	1	4	1	0	0	0	0	1	27	31	1.50	0.500
Joe Coleman, R ERA: 4.7	(7, 1)	2.2		10	2	0	0	2	0	0	0	0	0	0	14	14	0.00	0.750
Darold Knowles, L ERA: 2.7	(9, 1)	0.1	S	1	0	0	0	0	0	0	0	0	0	0	1	1	0.00	0.000

PITCHER	IP	WLS	BF	H	R	ER	SO	BB	IBB	HBP	BLK	WP	HR	S	P	ERA	WHIP

BOTTOM

Washington Senators @ Baltimore Orioles

Memorial Stadium, Baltimore, MD

Tue Sep 26 1967, 7:05 PM EDT

Att. 4,864 - Unknown

livebaseballscorecards.com

AB	30
R	1
H	4
RBI	1
BB	1
SO	6
LOB	5

WP: 0 PA: 31
PB: 0
SB: 0
CS: 0

Batter	1	2	3	4	5	6	7	8	9	AB	R	H	RBI	BB	SO	LOB
Tim Cullen, R (1, 6) OBP: 0.302, SLG: 0.268	E3 FC6-4	4-3			F8		4-3		3-1	4	0	0	0	0	0	2
Dick Nen, L (9, PH) OBP: 0.281, SLG: 0.333										1	0	0	0	0	0	1
Ed Brinkman, R (9, 6) OBP: 0.253, SLG: 0.238										0	0	0	0	0	0	0
Hank Allen, R (1, 8) OBP: 0.271, SLG: 0.324	FC6-4 1B 1-2f		K		F9			K		4	1	0	0	0	2	1
(8, 7)																
Frank Howard, R (1, 7) OBP: 0.334, SLG: 0.510	1B BB		K		F2			F6		3	0	0	0	1	1	0
Ed Stroud, L (8, 8) OBP: 0.293, SLG: 0.273										0	0	0	0	0	0	0
Fred Valentine, S (1, 9) OBP: 0.333, SLG: 0.343	G6-4-3 1-2 2-H 1B		FC6-4 1B			K		1B		4	0	3	1	0	1	0
Ken McMullen, R (1, 5) OBP: 0.299, SLG: 0.375	G6-4-3 1-2f		FC6-4 1-2f			F2		1-2 1B		4	0	1	0	0	0	3
Paul Casanova, R (1, 2) OBP: 0.273, SLG: 0.339		K		F4		2B		1-3		4	0	1	0	0	1	2
Frank Coggins, S (1, 4) OBP: 0.348, SLG: 0.424		1-3		S 1B		4-3			1-3	4	0	1	0	0	0	1
Mike Epstein, L (1, 3) OBP: 0.328, SLG: 0.367		BB BB		K 1-2			3-1		2B	3	0	1	0	1	1	1
Phil Ortega, R (1, 1) OBP: 0.139, SLG: 0.061		1-2 BB		K			K		K	3	0	0	0	1	3	2
Inning Stats	R: 1 E: 2 K: 0 S: 4 H: 1 LOB: 1 BB: 1 P: 8	R: 0 E: 0 K: 1 S: 5 H: 0 LOB: 2 BB: 2 P: 13	R: 0 E: 0 K: 2 S: 8 H: 1 LOB: 1 BB: 0 P: 8	R: 0 E: 0 K: 2 S: 8 H: 1 LOB: 1 BB: 0 P: 8	R: 0 E: 0 K: 0 S: 3 H: 0 LOB: 0 BB: 0 P: 3	R: 0 E: 0 K: 1 S: 6 H: 1 LOB: 1 BB: 0 P: 6	R: 0 E: 0 K: 1 S: 5 H: 0 LOB: 0 BB: 0 P: 5	R: 0 E: 0 K: 1 S: 7 H: 2 LOB: 2 BB: 0 P: 7	R: 0 E: 0 K: 1 S: 6 H: 1 LOB: 1 BB: 0 P: 6	1B: 5 2B: 2 3B: 0 HR: 0	SF: 0 SAC: 0 DP: 1 HBP: 0						

PITCHER		IP	WLS	BF	H	R	ER	SO	BB	IBB	HBP	BLK	WP	HR	S	P	ERA	WHIP
Tommy John, L ERA: 2.48	(1, 1)	5.0	L	21	3	1	0	5	3	0	0	0	0	0	28	40	0.00	1.200
Don McMahon, R ERA: 2.08	(6, 1)	2.0		7	1	0	0	2	0	0	0	0	0	0	11	11	0.00	0.500
Bob Locker, R ERA: 2.1	(8, 1)	2.0		9	3	0	0	2	0	0	0	0	0	0	13	13	0.00	1.500

PITCHER	IP	WLS	BF	H	R	ER	SO	BB	IBB	HBP	BLK	WP	HR	S	P	ERA	WHIP

TOP

Washington Senators @ Chicago White Sox

Comiskey Park, Chicago, IL

Fri Sep 29 1967, 8:05 PM EDT

Att. 12,665 - Unknown

livebaseballscorecards.com

AB	34
R	1
H	7
RBI	1
BB	3
SO	9
LOB	13

Batter	1	2	3	4	5	6	7	8	9	AB	R	H	RBI	BB	SO	LOB
Tommie Agee, R (1, 8) OBP: 0.304, SLG: 0.374	S S S 0-3 ① K		x 0-0 ② F9			x 0-0 ① F9		x 0-0 ① F7		4	0	0	0	0	1	0
Don Buford, S (1, 4) OBP: 0.327, SLG: 0.321	S S S 0-3 ② K		x 0-0 ③ F2			B B B B 4-0 FC4-6 BB		x 0-0 ② 4-3		3	0	0	0	1	1	0
Tom McCraw, L (1, 3) OBP: 0.288, SLG: 0.361	x 0-0 1B 1B			x 0-0 ① F7		x 0-0 ② FC4-6 E S 1-2f		x 0-0 1B		4	0	2	0	0	0	1
Rocky Colavito, R (1, 9) OBP: 0.316, SLG: 0.332	x 0-0 FC5-4 1-3 1B			x 0-0 ② 6-3		x 0-0 ③ 6-3 1-3		x 0-0 ③ 4-3		4	0	1	0	0	0	2
Ken Boyer, R (1, 5) OBP: 0.312, SLG: 0.363	x 0-0 ③ FC5-4 1-2f			x 0-0 ③ 5-3			x 0-0 ① F8		S S S 0-3 ① K	4	0	0	0	0	1	2
Ron Hansen, R (1, 6) OBP: 0.319, SLG: 0.323		x 0-0 ① 6-3			x 0-0 ① F5		x 0-0 ② 5-3		x 0-0 ② F2	4	0	0	0	0	0	0
J.C. Martin, L (1, 2) OBP: 0.317, SLG: 0.337		x 0-0 ② 4-3			x 0-0 ② F2		B B B B 4-0 BB BB		S S S 0-3 ③ K	3	0	0	0	1	1	0
Ken Berry, R (1, 7) OBP: 0.313, SLG: 0.333		S S S 0-3 ③ K			x 0-0 2B		B B B B 4-0 1-2 BB			2	0	1	0	1	1	0
Tommy John, R (1, 1) OBP: 0.170, SLG: 0.157			x 0-0 ① 1-3		x 0-0 ③ 6-3		S S S 0-3 ③ K			1	0	0	0	0	0	0
Smoky Burgess, L (5, PH) OBP: 0.307, SLG: 0.254										1	0	0	0	0	0	1
Don McMahon, R (6, 1) OBP: 0.154, SLG: 0.154										0	0	0	0	0	0	0
Pete Ward, L (7, PH) OBP: 0.334, SLG: 0.392										1	0	0	0	0	1	2
Bob Locker, S (8, 1)										0	0	0	0	0	0	0
Inning Stats	R: 0 E: 0 K: 2 S: 9 H: 2 LOB: 2 BB: 0 P: 9	R: 0 E: 0 K: 1 S: 5 H: 0 LOB: 0 BB: 0 P: 5	R: 0 E: 0 K: 0 S: 3 H: 0 LOB: 0 BB: 0 P: 3	R: 0 E: 0 K: 0 S: 3 H: 0 LOB: 0 BB: 0 P: 3	R: 0 E: 0 K: 0 S: 4 H: 1 LOB: 1 BB: 0 P: 4	R: 0 E: 0 K: 0 S: 3 H: 0 LOB: 1 BB: 1 P: 7	R: 0 E: 0 K: 1 S: 5 H: 0 LOB: 2 BB: 2 P: 13	R: 0 E: 0 K: 0 S: 4 H: 1 LOB: 1 BB: 0 P: 4	R: 0 E: 0 K: 2 S: 7 H: 0 LOB: 0 BB: 0 P: 7	1B: 3 2B: 1 3B: 0 HR: 0		SF: 0 SAC: 0 DP: 0 HBP: 0			WP: 0 PB: 0 SB: 1 CS: 0		PA: 34

PITCHER	IP	WLS	BF	H	R	ER	SO	BB	IBB	HBP	BLK	WP	HR	S	P	ERA	WHIP
Phil Ortega, R (1, 1) ERA: 3.03	9.0	W	34	4	0	0	6	3	0	0	0	0	0	43	55	0.00	0.778

PITCHER	IP	WLS	BF	H	R	ER	SO	BB	IBB	HBP	BLK	WP	HR	S	P	ERA	WHIP

BOTTOM

Washington Senators @ Chicago White Sox

Comiskey Park, Chicago, IL

Fri Sep 29 1967, 8:05 PM EDT

Att. 12,665 - Unknown

livebaseballscorecards.com

AB	31
R	0
H	4
RBI	0
BB	3
SO	6
LOB	8

Batter	1	2	3	4	5	6	7	8	9	AB	R	H	RBI	BB	SO	LOB
Hank Allen, R (1, 8) OBP: 0.266, SLG: 0.318	5-3		F9		1-3		F4		4-3	5	0	0	0	0	0	2
Ken McMullen, R (1, 5) OBP: 0.300, SLG: 0.376	6-3		BB, 1B			F9	2-H, 1B			4	0	2	1	0	0	0
Frank Howard, R (1, 3) OBP: 0.337, SLG: 0.513			BBBB, 1-2, FC6-4, BB			HR, 1B	F8			3	1	2	0	1	0	1
Dick Nen, L (7, 3) OBP: 0.281, SLG: 0.333	2B									0	0	0	0	0	0	0
Fred Valentine, S (1, 9) OBP: 0.333, SLG: 0.349	5-3		FC6-4, 1-2f			1-H, HR		4-3		4	1	1	2	0	0	3
Cap Peterson, R (1, 7) OBP: 0.295, SLG: 0.349		BBBBB, G4-6-3, 1B, BB		6-3		HR		G3		3	1	1	1	1	0	0
Paul Casanova, R (1, 2) OBP: 0.272, SLG: 0.338		G4-6-3, 1-2, 1B		1-3		6-3		1-3		4	0	1	0	0	0	0
Frank Coggins, S (1, 4) OBP: 0.329, SLG: 0.400		G4-6-3, 1-2f, 2-3		SSS, K2-3		F3			4-3	4	0	0	0	0	1	2
Ed Brinkman, R (1, 6) OBP: 0.252, SLG: 0.238		1-3			F7		BBBB, 1-3, 1B, BB		BBBB, BB	1	0	0	0	0	0	1
Tim Cullen, R (2, 6) OBP: 0.305, SLG: 0.268										1	1	0	0	2	0	0
Frank Bertaina, L (1, 1) OBP: 0.068, SLG: 0.068			G1		SSS, K		1-3, 1-2		F7	4	0	0	0	0	1	2
Inning Stats	R: 0 E: 0 K: 0 S: 4 H: 1 LOB: 1 BB: 0 P: 4	R: 0 E: 0 K: 0 S: 3 H: 1 LOB: 1 BB: 1 P: 7	R: 0 E: 0 K: 0 S: 4 H: 1 LOB: 2 BB: 1 P: 8	R: 0 E: 0 K: 1 S: 5 H: 0 LOB: 0 BB: 0 P: 5	R: 0 E: 0 K: 1 S: 5 H: 0 LOB: 0 BB: 0 P: 5	R: 3 E: 0 K: 0 S: 6 H: 3 LOB: 0 BB: 0 P: 6	R: 1 E: 0 K: 0 S: 4 H: 1 LOB: 1 BB: 1 P: 8	R: 0 E: 0 K: 0 S: 3 H: 0 LOB: 0 BB: 0 P: 3	R: 0 E: 0 K: 0 S: 3 H: 0 LOB: 1 BB: 1 P: 7	1B: 4 2B: 1 3B: 0 HR: 2 SF: 0 SAC: 0 DP: 1 HBP: 0	WP: 0 PB: 0 SB: 0 CS: 0 PA: 37					

PITCHER		IP	WLS	BF	H	R	ER	SO	BB	IBB	HBP	BLK	WP	HR	S	P	ERA	WHIP
Gary Peters, L ERA: 2.28	(1, 1)	6.0	L	25	6	3	3	2	2	0	0	0	0	2	27	35	4.50	1.333
Hoyt Wilhelm, R ERA: 1.31	(7, 1)	2.0		8	1	1	1	0	1	0	0	0	0	0	7	11	4.50	1.000
Cisco Carlos, R ERA: 0.86	(9, 1)	1.0		4	0	0	0	0	1	0	0	0	0	0	3	7	0.00	1.000

PITCHER	IP	WLS	BF	H	R	ER	SO	BB	IBB	HBP	BLK	WP	HR	S	P	ERA	WHIP

TOP

Washington Senators @ Chicago White Sox

Comiskey Park, Chicago, IL

Sat Sep 30 1967, 4:33 AM EDT

Att. 4,020 - Unknown

livebaseballscorecards.com

AB	33
R	4
H	7
RBI	4
BB	4
SO	2
LOB	11

Batter	1	2	3	4	5	6	7	8	9	AB	R	H	RBI	BB	SO	LOB
Don Buford, S (1, 4) OBP: 0.324, SLG: 0.318	5-3		K			F9			G3	4	0	0	0	0	1	2
Ken Berry, R (1, 7) OBP: 0.311, SLG: 0.331	1-3			K		F8 1-2			2B	3	0	0	0	0	1	1
Hoyt Wilhelm, R (7, 1) OBP: 0.077, SLG: 0.077										0	0	0	0	0	0	0
Cisco Carlos, R (9, 1) OBP: 0.063, SLG: 0.063										0	0	0	0	0	0	0
Buddy Bradford, R (9, PH) OBP: 0.176, SLG: 0.188										1	0	1	0	0	0	0
Tommie Agee, R (1, 8) OBP: 0.302, SLG: 0.371	F3			K			F7		K	4	0	0	0	0	2	1
Rocky Colavito, R (1, 9) OBP: 0.318, SLG: 0.333		FC4-6 1B		K			1B		6-3	4	0	2	0	0	1	1
Ken Boyer, R (1, 5) OBP: 0.310, SLG: 0.359		FC4-6 CS 1-2f			5-3		F8			3	0	0	0	0	0	2
Duane Josephson, R (1, 2) OBP: 0.262, SLG: 0.291		K 1-2			1-3		F7			3	0	0	0	0	1	2
Ron Hansen, R (1, 6) OBP: 0.317, SLG: 0.321			F7		L5			F7		3	0	0	0	0	0	0
Tom McCraw, L (1, 3) OBP: 0.289, SLG: 0.361			F8			PB 1B		3-1		3	0	1	0	0	0	0
Gary Peters, L (1, 1) OBP: 0.243, SLG: 0.313			1B			F9		6-3		1	0	1	0	0	0	0
Walt Williams, R (6, PH) (7, 7) OBP: 0.289, SLG: 0.353										2	0	0	0	0	0	1
Inning Stats	R: 0 E: 0 K: 0 S: 3 H: 0 LOB: 0 BB: 0 P: 3	R: 0 E: 0 K: 1 S: 5 H: 1 LOB: 0 BB: 0 P: 5	R: 0 E: 0 K: 1 S: 6 H: 1 LOB: 1 BB: 0 P: 6	R: 0 E: 0 K: 3 S: 9 H: 0 LOB: 0 BB: 0 P: 9	R: 0 E: 0 K: 0 S: 3 H: 0 LOB: 0 BB: 0 P: 3	R: 0 E: 0 K: 0 S: 4 H: 1 LOB: 1 BB: 0 P: 4	R: 0 E: 0 K: 0 S: 4 H: 1 LOB: 1 BB: 0 P: 4	R: 0 E: 0 K: 0 S: 3 H: 0 LOB: 0 BB: 0 P: 3	R: 0 E: 0 K: 1 S: 6 H: 1 LOB: 1 BB: 0 P: 6	1B: 4 2B: 1 3B: 0 HR: 0	SF: 0 SAC: 0 DP: 0 HBP: 0						

PITCHER	IP	WLS	BF	H	R	ER	SO	BB	IBB	HBP	BLK	WP	HR	S	P	ERA	WHIP
Frank Bertaina, L (1, 1) ERA: 3.07	9.0	W	31	5	0	0	6	0	0	0	0	0	0	43	43	0.00	0.556

PITCHER	IP	WLS	BF	H	R	ER	SO	BB	IBB	HBP	BLK	WP	HR	S	P	ERA	WHIP

BOTTOM

Washington Senators @ Chicago White Sox

Comiskey Park, Chicago, IL

Sat Sep 30 1967, 4:33 AM EDT

Att. 4,020 - Unknown

livebaseballscorecards.com

AB	31
R	0
H	5
RBI	0
BB	0
SO	6
LOB	10

1B: 4 2B: 1 3B: 0 HR: 0 SF: 0 SAC: 0 DP: 0 HBP: 0

WP: 0 PB: 1 SB: 0 CS: 1 PA: 31