

# Washington Senators - 1970

Batter	1	2	3	4	5	6	7	8	9	AB	R	H	RBI	BB	SO	LOB	TOP					
Dick McAuliffe, L (1.4)	0-3 K	0-0 F5		4-0 1B BB	0-0 F8		1-0 1B		0-0 F9	4	0	0	0	1	1	4	<b>Detroit Tigers @ Washington Senators</b> Robert F. Kennedy Memorial Stadium, Washington, DC Mon Apr 06 1970, 3:33 AM EST Att: 45,015 - Unknown - 42 F <a href="http://livebaseballscorecards.com">livebaseballscorecards.com</a>					
Cesar Gutierrez, R (1.6) OBP: 0.667, SLG: 0.600	4-0 1B 2B BB	0-0 F7		0-0 BB 1B	0-0 BB 1B	0-0 1B 1B	0-0 1B	1-2 2-3 HBP	0-0 F9	5	2	3	2	1	0	1						
Al Kaline, R (1.9) OBP: 0.667, SLG: 0.500	0-0 1B 2B BB	0-0 L6-3		4-0 BB 1B	0-0 BB 1B	0-0 1B 1B	0-0 L4	0-0 BB	4-0 BB	4	1	2	0	2	0	3						
Norm Cash, L (1.3) OBP: 0.333, SLG: 0.200	4-0 2B BB		0-0 F7	0-0 F9		0-0 1B 1B	0-0 3-1		0-0 F5	5	0	1	1	1	0	6						
Willie Horton, R (1.7) OBP: 0.800, SLG: 1.000	0-0 1B 2B		4-0 BB		4-0 4-3 1B BB	0-0 6-3		4-0 WP BB BB		2	0	1	2	3	0	2						
Jim Northrup, L (1.8) OBP: 0.200, SLG: 0.200	0-0 1-3		0-0 F7	0-0 1B	0-0 4-3 1B	0-0 8-5		0-3 K		5	0	1	0	0	1	6						
Dalton Jones, L (1.5) Don Wert, R (7.5)	4-0 IBB		0-0 F2	0-0 4-3		0-0 2-3	0-0 E6 HBP 1B 1B	0-3 K		2	0	0	0	1	0	3						
Bill Freehan, R (1.2) OBP: 0.600, SLG: 0.333	0-3 K		0-3 K	4-0 IBB	0-0 IBB	0-0 1B 1B	4-0 WP BB			3	1	1	0	2	2	3						
Mickey Lolich, S (1.1)		4-0 WP BB	0-0 P5	0-0 K	0-3 K	0-3 K	0-3 K	1-2 2-3		4	0	0	0	1	3	7						
<b>Inning Stats</b>	R: 2 E: 0 K: 2 S: 9	H: 2 LOB: 3 BB: 3 P: 21	R: 0 E: 0 K: 0 S: 3	H: 0 LOB: 1 BB: 1 P: 7	R: 0 E: 0 K: 0 S: 3	H: 0 LOB: 1 BB: 1 P: 7	R: 0 E: 0 K: 1 S: 6	H: 1 LOB: 3 BB: 2 P: 14	R: 0 E: 0 K: 1 S: 6	H: 1 LOB: 3 BB: 2 P: 14	R: 1 E: 0 K: 0 S: 5	H: 3 LOB: 1 BB: 0 P: 5	R: 2 E: 1 K: 1 S: 8	H: 2 LOB: 2 BB: 0 P: 9	R: 0 E: 0 K: 3 S: 9	H: 0 LOB: 2 BB: 2 P: 17		R: 0 E: 0 K: 0 S: 3	H: 0 LOB: 1 BB: 1 P: 7	1B: 8 2B: 2 3B: 0 HR: 0	SF: 0 SAC: 0 DP: 1 HBP: 1	WP: 3 PB: 0 SB: 0 CS: 0
<b>PITCHER</b>	IP WLS BF H R ER SO BB IBB HBP BLK WP HR S P ERA WHIP																					
Dick Bosman, R (1.1) ERA: 5.4	5.0 L 30 6 3 3 4 7 2 0 0 1 0 29 65 5.40 2.600																					
Horacio Pina, R (6.1) ERA:	0.0 0 0 0 0 0 0 0 0 0 0 0 0 0 0 ∞ ∞																					
Jan Dukes, L (6.1) ERA: 4.5	2.0 3 10 3 2 1 1 0 0 1 0 1 0 11 12 4.50 1.500																					
Dick Such, R (6.1) ERA:	2.0 9 0 0 0 3 3 0 0 0 1 0 0 12 24 0.00 1.500																					

Batter	1	2	3	4	5	6	7	8	9	AB	R	H	RBI	BB	SO	LOB	BOTTOM					
Davey Nelson, R (1.4)	0-0 L9		0-3 K		0-0 1-3		4-0 1B 1B BB		0-3 K	4	0	0	0	1	2	2	<b>Detroit Tigers @ Washington Senators</b> Robert F. Kennedy Memorial Stadium, Washington, DC Mon Apr 06 1970, 3:33 AM EST Att: 45,015 - Unknown - 42 F <a href="http://livebaseballscorecards.com">livebaseballscorecards.com</a>					
Ed Brinkman, R (1.6) OBP: 0.800, SLG: 0.750	4-0 4-3 BB			0-0 1B 1B	0-0 F3		1-2 1B		0-0 1B	4	0	3	0	1	0	2						
Frank Howard, R (1.7) OBP: 0.600, SLG: 0.600	0-0 4-3			0-0 1B		0-0 BB BB FC1-2 1B	0-0 G6-4-3 1B		0-3 K	5	0	3	0	0	1	2						
Ken McMullen, R (1.5)	0-0 P4			0-3 K		0-0 L9	0-0 G6-4-3			4	0	0	0	0	1	7						
Mike Epstein, L (1.3)		0-3 K		0-3 K		4-0 FC1-2 BB		0-0 G3		3	0	0	0	1	2	2						
Hank Allen, R (1.9)		0-3 K		0-0 G5		4-0 FC1-2 BB		0-0 E3		3	0	0	0	1	1	2						
Del Unser, L (1.8)		0-3 K			4-0 SH1-4 1B BB	0-0 FC1-2		0-3 K		3	0	0	0	1	2	4						
Paul Casanova, R (1.2) OBP: 0.250, SLG: 0.250			0-0 P3		0-0 SH1-4 1B	0-0 P6		0-0 L9		4	0	1	0	0	0	4						
Dick Bosman, R (1.1) Horacio Pina, R (6.1) Jan Dukes, L (6.1) Tim Cullen, R (7.5) Dick Such, L (6.1) Bernie Allen, L (6.5)			0-0 F8		0-0 SH1-4		0-0 F3		0-3 K	1	0	0	0	0	0	0						
<b>Inning Stats</b>	R: 0 E: 0 K: 0 S: 3	H: 0 LOB: 1 BB: 1 P: 7	R: 0 E: 0 K: 3 S: 9	H: 0 LOB: 0 BB: 0 P: 9	R: 0 E: 0 K: 1 S: 5	H: 0 LOB: 0 BB: 0 P: 5	R: 0 E: 0 K: 2 S: 9	H: 2 LOB: 2 BB: 0 P: 9	R: 0 E: 0 K: 0 S: 4	H: 1 LOB: 2 BB: 1 P: 8	R: 0 E: 0 K: 0 S: 4	H: 1 LOB: 3 BB: 2 P: 12	R: 0 E: 0 K: 0 S: 4	H: 2 LOB: 2 BB: 1 P: 8	R: 0 E: 1 K: 1 S: 6	H: 0 LOB: 1 BB: 0 P: 6		R: 0 E: 0 K: 3 S: 10	H: 1 LOB: 1 BB: 0 P: 10	1B: 7 2B: 0 3B: 0 HR: 0	SF: 0 SAC: 1 DP: 1 HBP: 0	WP: 0 PB: 0 SB: 0 CS: 0
<b>PITCHER</b>	IP WLS BF H R ER SO BB IBB HBP BLK WP HR S P ERA WHIP																					
Mickey Lolich, L (1.1) ERA:	9.0 W 39 7 0 0 10 5 0 0 0 0 0 54 74 0.00 1.333																					







Batter	1	2	3	4	5	6	7	8	9	AB	R	H	RBI	BB	SO	LOB	TOP											
Mickey Stanley, R OBP: 0.500, SLG: 0.250 (1, 3)	5-3		F9			L5				3	0	0	0	2	0	0	Detroit Tigers @ Washington Senators Robert F. Kennedy Memorial Stadium, Washington, DC Wed Apr 08 1970, 6:05 PM EST Att: 5,097 - Unknown <a href="http://livebaseballscorecards.com">livebaseballscorecards.com</a>											
Dick McAuliffe, L OBP: 0.375, SLG: 0.091 (1, 4)	K		4-3				3-1			4	0	0	0	1	2	4												
Al Kaline, R OBP: 0.600, SLG: 0.667 (1, 9)	1B			L6		K				4	0	2	0	0	1	1												
Willie Horton, R OBP: 0.357, SLG: 0.273 (1, 7)	K			6-3				F7		4	1	1	0	0	1	2												
Jim Northrup, L OBP: 0.333, SLG: 0.273 (1, 8)				F8				F5		2	0	0	0	1	0	1												
Bill Freehan, R OBP: 0.538, SLG: 0.818 (1, 2)	G5-4-3							K		4	1	2	2	0	1	2												
Don Wert, R (1, 5)				L5-3						2	1	0	0	2	1	1												
Cesar Gutierrez, R OBP: 0.467, SLG: 0.429 (1, 6)				P4						4	0	2	0	0	0	1												
Joe Niekro, R (1, 1)			K							2	0	0	0	0	1	0												
<b>Inning Stats</b>	R: 0 E: 0 K: 2 S: 8	H: 1 LOB: 1 BB: 0 P: 8	R: 0 E: 0 K: 0 S: 2	H: 0 LOB: 1 BB: 2 P: 10	R: 0 E: 0 K: 1 S: 5	H: 0 LOB: 0 BB: 0 P: 5	R: 0 E: 0 K: 0 S: 3	H: 0 LOB: 0 BB: 0 P: 3	R: 0 E: 0 K: 1 S: 5	H: 1 LOB: 1 BB: 1 P: 9	R: 3 E: 0 K: 0 S: 6	H: 3 LOB: 2 BB: 2 P: 14	R: 0 E: 0 K: 1 S: 6	H: 1 LOB: 1 BB: 0 P: 6	R: 0 E: 0 K: 2 S: 8	H: 1 LOB: 2 BB: 1 P: 12		1B: 5 2B: 2 3B: 0 HR: 1	SF: 0 SAC: 0 DP: 2 HBP: 0	WP: 1 PB: 1 SB: 1 CS: 0	PA: 38							
<b>PITCHER</b>	IP	WLS	BF	H	R	ER	SO	BB	IBB	HBP	BLK	WP	HR	S	P	ERA	WHIP											
George Brunet, L ERA: 4.26 (1, 1)	6.1	L	26	5	3	3	4	4	0	0	0	0	1	30	46	4.26	1.421											
Horacio Pina, R ERA: (7, 1)	0.1		2	0	0	0	0	1	0	0	0	0	1	0	1	5	0.00	3.000										
Jim Shellenback, L ERA: (7, 1)	0.1		1	0	0	0	0	0	0	0	0	0	0	1	1	0.00	0.000											
Dick Such, R ERA: (8, 1)	1.2		8	2	0	0	2	1	0	0	0	0	0	11	15	0.00	1.800											
Jan Dukes, L ERA: 3.86 (9, 1)	0.1		1	0	0	0	1	0	0	0	0	0	0	3	3	0.00	0.000											

Batter	1	2	3	4	5	6	7	8	9	AB	R	H	RBI	BB	SO	LOB	BOTTOM										
Del Unser, L OBP: 0.429, SLG: 0.500 (1, 8)	G5-3		FC4-6		6-3		F8			4	0	2	0	0	0	1	Detroit Tigers @ Washington Senators Robert F. Kennedy Memorial Stadium, Washington, DC Wed Apr 08 1970, 6:05 PM EST Att: 5,097 - Unknown <a href="http://livebaseballscorecards.com">livebaseballscorecards.com</a>										
Ed Brinkman, R OBP: 0.600, SLG: 0.615 (1, 6)	1B		FC4-6		1-5-3		L9			4	0	1	0	0	0	3											
Frank Howard, R OBP: 0.429, SLG: 0.333 (1, 7)	G5-3		L9							3	0	1	0	1	0	4											
Mike Epstein, L OBP: 0.500, SLG: 0.636 (1, 3)	FC6-4		FC5-4							2	0	1	0	2	1	1											
Ken McMullen, R OBP: 0.231, SLG: 0.308 (1, 5)	FC6-4		FC5-4							4	0	0	0	0	0	8											
Lee Maye, L OBP: 0.444, SLG: 0.750 (1, 9)		4-3			G3		K			4	0	0	0	0	2	3											
Davey Nelson, R OBP: 0.286, SLG: 0.167 (1, 4)		L9			4-3		FC6-4			4	0	0	0	0	0	2											
John Roseboro, L OBP: 0.500, SLG: 0.200 (1, 2)		4-3			K					3	0	0	0	1	1	0											
George Brunet, R OBP: 0.500, SLG: 0.500 (7, 1)										2	0	1	0	0	1	0											
Horacio Pina, R (7, 1)										0	0	0	0	0	0	0											
Jim Shellenback, L (7, 1)										0	0	0	0	0	0	0											
Ed Stroud, L (7, PH)										1	0	0	0	0	1	1											
Dick Such, L (8, 1)										0	0	0	0	0	0	0											
Jan Dukes, L (8, 1)										0	0	0	0	0	0	0											
Bernie Allen, L (8, PH)										1	0	0	0	0	0	0											
<b>Inning Stats</b>	R: 0 E: 0 K: 0 S: 4	H: 2 LOB: 2 BB: 1 P: 8	R: 0 E: 0 K: 0 S: 3	H: 0 LOB: 0 BB: 0 P: 3	R: 0 E: 0 K: 0 S: 5	H: 2 LOB: 3 BB: 1 P: 9	R: 0 E: 0 K: 1 S: 5	H: 0 LOB: 0 BB: 0 P: 5	R: 0 E: 0 K: 1 S: 5	H: 0 LOB: 0 BB: 0 P: 5	R: 0 E: 0 K: 1 S: 6	H: 1 LOB: 2 BB: 1 P: 10	R: 0 E: 0 K: 1 S: 5	H: 0 LOB: 1 BB: 1 P: 9	R: 0 E: 0 K: 2 S: 8	H: 1 LOB: 1 BB: 0 P: 8	R: 0 E: 0 K: 0 S: 3	H: 0 LOB: 0 BB: 0 P: 3	1B: 6 2B: 0 3B: 0 HR: 0	SF: 0 SAC: 0 DP: 1 HBP: 0	WP: 0 PB: 0 SB: 0 CS: 0	PA: 36					
<b>PITCHER</b>	IP	WLS	BF	H	R	ER	SO	BB	IBB	HBP	BLK	WP	HR	S	P	ERA	WHIP										
Joe Niekro, R ERA: (1, 1)	9.0	W	36	6	0	0	6	4	0	0	0	0	0	44	60	0.00	1.111										



Batter	1	2	3	4	5	6	7	8	9	AB	R	H	RBI	BB	SO	LOB	TOP			
Mike Andrews, R (1.4)										3	0	0	0	2	1	2				
Reggie Smith, S (1.8)										5	2	2	0	0	0	4				
Carl Yastrzemski, L (1.7)										4	1	3	0	1	0	1				
George Scott, R (1.3)										5	1	1	1	0	0	5				
Rico Petrocelli, R (1.6)										5	0	1	1	0	3	4				
Tony Conigliaro, R (1.9)										3	0	1	0	2	1	0				
Luis Alvarado, R (1.5)										4	0	0	1	0	2	3				
Jerry Moses, R (1.2)										3	0	1	0	2	0	1				
Jim Lonborg, R (1.1)										3	0	1	0	0	1	1				
Dick Schofield, S (8, PH)										1	0	1	0	0	0	0				
Lee Stange, R (8, 1)										0	0	0	0	0	0	0				
Sparky Lyle, L (8, 1)										1	0	0	0	0	0	3				
<b>Inning Stats</b>	R: 0 E: 0 K: 1 S: 5	H: 0 LOB: 2 BB: 2 P: 13	R: 0 E: 0 K: 3 S: 10	H: 1 LOB: 1 BB: 0 P: 10	R: 2 E: 0 K: 0 S: 5	H: 2 LOB: 0 BB: 0 P: 5	R: 0 E: 0 K: 0 S: 4	H: 1 LOB: 3 BB: 2 P: 12	R: 0 E: 0 K: 2 S: 8	H: 0 LOB: 0 BB: 1 P: 5	R: 0 E: 0 K: 1 S: 6	H: 1 LOB: 1 BB: 0 P: 6	R: 0 E: 0 K: 0 S: 5	H: 2 LOB: 2 BB: 0 P: 5	R: 2 E: 0 K: 0 S: 6	H: 3 LOB: 3 BB: 2 P: 14	1B: 8 2B: 3 3B: 0 HR: 0	SF: 1 SAC: 0 DP: 0 HBP: 0	WP: 2 PB: 1 SB: 1 CS: 0	PA: 45
<b>PITCHER</b>	IP WLS BF H R ER SO BB IBB HBP BLK WP HR S P ERA WHIP																			
Joe Coleman, R (1, 1)	7.0 L 32 6 2 2 8 4 1 0 1 2 0 43 63 2.57 1.429																			
Darold Knowles, L (8, 1)	2.0 13 5 2 2 0 0 2 0 0 0 0 0 11 19 9.00 2.500																			

**Boston Red Sox @ Washington Senators**  
 Robert F. Kennedy Memorial Stadium, Washington, DC  
 Fri Apr 10 1970, 6:05 PM EST  
 Att: 12,026 - Unknown

AB 37  
 R 4  
 H 11  
 RBI 3  
 BB 7  
 SO 8  
 LOB 24




Batter	1	2	3	4	5	6	7	8	9	AB	R	H	RBI	BB	SO	LOB	BOTTOM			
Del Unser, L (1.8)										5	0	2	0	0	0	2				
Ed Brinkman, R (1.6)										2	0	1	0	1	1	1				
Frank Howard, R (1.7)										3	0	0	0	1	2	4				
Mike Epstein, L (1.3)										4	1	1	1	0	3	5				
Ken McMullen, R (1.5)										4	0	1	0	0	2	4				
Lee Maye, L (1.9)										3	0	0	0	0	0	2				
Hank Allen, R (8, PH)										1	0	0	0	0	0	2				
John Roseboro, L (1.2)										3	0	0	0	1	0	0				
Tim Cullen, R (1.4)										2	0	1	0	0	0	0				
Bernie Allen, L (6, 4)										1	0	0	0	1	0	0				
Joe Coleman, R (1, 1)										2	0	0	0	0	1	2				
Ed Stroud, L (7, PH)										1	0	1	0	0	0	0				
Darold Knowles, L (8, 1)										0	0	0	0	0	0	0				
Paul Casanova, R (8, PH)										1	0	0	0	0	0	1				
<b>Inning Stats</b>	R: 0 E: 0 K: 3 S: 10	H: 1 LOB: 1 BB: 1 P: 7	R: 0 E: 0 K: 0 S: 3	H: 1 LOB: 0 BB: 0 P: 5	R: 1 E: 0 K: 1 S: 6	H: 1 LOB: 0 BB: 0 P: 6	R: 0 E: 0 K: 1 S: 5	H: 0 LOB: 0 BB: 0 P: 5	R: 0 E: 0 K: 1 S: 6	H: 1 LOB: 2 BB: 1 P: 10	R: 0 E: 0 K: 0 S: 4	H: 1 LOB: 1 BB: 0 P: 4	R: 0 E: 0 K: 2 S: 8	H: 1 LOB: 2 BB: 0 P: 9	R: 0 E: 0 K: 0 S: 3	H: 0 LOB: 1 BB: 1 P: 7	1B: 6 2B: 0 3B: 0 HR: 1	SF: 0 SAC: 0 DP: 2 HBP: 1	WP: 0 PB: 0 SB: 0 CS: 0	PA: 37
<b>PITCHER</b>	IP WLS BF H R ER SO BB IBB HBP BLK WP HR S P ERA WHIP																			
Jim Lonborg, R (1, 1)	7.0 W 28 6 1 1 7 3 0 0 0 0 0 39 51 1.29 1.286																			
Lee Stange, R (8, 1)	0.2 4 1 0 0 2 0 0 1 0 0 0 7 8 0.00 1.500																			
Sparky Lyle, L (8, 1)	1.1 S 5 0 0 0 0 1 0 0 0 0 0 4 8 0.00 0.750																			


**Boston Red Sox @ Washington Senators**  
 Robert F. Kennedy Memorial Stadium, Washington, DC  
 Fri Apr 10 1970, 6:05 PM EST  
 Att: 12,026 - Unknown

AB 32  
 R 1  
 H 7  
 RBI 1  
 BB 4  
 SO 9  
 LOB 23





Batter	1	2	3	4	5	6	7	8	9	AB	R	H	RBI	BB	SO	LOB	TOP								
Mike Andrews, R OBP: 0.263, SLG: 0.067 (1, 4)	5-3		5-3				6-3		FC6-4	5	0	1	0	0	0	1	<b>Boston Red Sox @ Washington Senators</b> Robert F. Kennedy Memorial Stadium, Washington, DC Sat Apr 11 1970, 6:05 PM EST Att: 9,669 - Unknown 								
Reggie Smith, S OBP: 0.263, SLG: 0.263 (1, 8)	K		4-3				5-3		5-3	5	0	1	0	0	1	1									
Carl Yastrzemski, L OBP: 0.474, SLG: 0.529 (1, 7)	F7		4-3				1B		K	4	0	1	0	1	1	1									
George Scott, R OBP: 0.389, SLG: 0.400 (1, 3)		F8			F3					3	0	1	0	1	0	3									
Rico Petrocelli, R OBP: 0.167, SLG: 0.333 (1, 6)		F9			FC5-4		F3		FC6-4	4	0	0	0	0	0	3									
Tony Conigliaro, R OBP: 0.529, SLG: 0.333 (1, 9)		2B			F2				L8	3	2	1	0	1	0	1									
Luis Alvarado, R OBP: 0.188, SLG: 0.333 (1, 5)		1B			L5				K	4	1	2	2	0	1	1									
Jerry Moses, R OBP: 0.529, SLG: 0.429 (1, 2)							P6		F2	4	0	1	1	0	1	1									
Sonny Siebert, R (1, 1)							6-3			2	0	0	0	0	0	1									
Mike Derrick, L (6, PH)		4-3								1	0	0	0	0	1	1									
Ken Brett, L (6, PH)										0	0	0	0	0	0	0									
Dick Schofield, S OBP: 0.667, SLG: 0.667 (9, PH)									FC6-4	1	0	1	0	0	0	0									
<b>Inning Stats</b>	R: 0 E: 0 K: 1 S: 5	H: 0 LOB: 0 BB: 0 P: 5	R: 2 E: 0 K: 0 S: 5	H: 2 LOB: 1 BB: 1 P: 9	R: 0 E: 0 K: 0 S: 3	H: 0 LOB: 0 BB: 0 P: 3	R: 0 E: 0 K: 0 S: 3	H: 0 LOB: 1 BB: 1 P: 7	R: 0 E: 0 K: 0 S: 5	H: 2 LOB: 3 BB: 1 P: 9	R: 1 E: 0 K: 1 S: 7	H: 2 LOB: 1 BB: 0 P: 7	R: 0 E: 0 K: 0 S: 5	H: 2 LOB: 2 BB: 0 P: 5	R: 0 E: 0 K: 2 S: 7	H: 0 LOB: 0 BB: 0 P: 7	R: 0 E: 0 K: 1 S: 6	H: 1 LOB: 1 BB: 0 P: 6	1B: 7 2B: 2 3B: 0 HR: 0	SF: 0 SAC: 0 DP: 0 HBP: 0	WP: 1 PB: 0 SB: 0 CS: 0	PA: 39			
<b>PITCHER</b>	IP	WLS	BF	H	R	ER	SO	BB	IBB	HBP	BLK	WP	HR	S	P	ERA	WHIP								
Dick Bosman, R ERA: 4.5 (1, 1)	7.0	W	32	8	3	3	2	3	0	0	0	1	0	33	45	3.86	1.571								
Pedro Ramos, R ERA: (8, 1)	1.1		5	1	0	0	2	0	0	0	0	0	0	9	9	0.00	0.750								
Darold Knowles, L ERA: 6.75 (9, 1)	0.2	S	2	0	0	0	1	0	0	0	0	0	0	4	4	0.00	0.000								

Batter	1	2	3	4	5	6	7	8	9	AB	R	H	RBI	BB	SO	LOB	BOTTOM								
Del Unser, L OBP: 0.391, SLG: 0.429 (1, 8)	6-3		K				FC3-6			4	0	1	0	0	1	2	<b>Boston Red Sox @ Washington Senators</b> Robert F. Kennedy Memorial Stadium, Washington, DC Sat Apr 11 1970, 6:05 PM EST Att: 9,669 - Unknown 								
Ed Brinkman, R OBP: 0.609, SLG: 0.556 (1, 6)	4-3		HR				F8			3	1	1	0	1	0	1									
Frank Howard, R OBP: 0.364, SLG: 0.421 Ed Stroud, L OBP: 0.333, SLG: 0.333 (1, 7) (9, 7)	6-3		HR				FC6-2		6-3	4	1	1	3	0	0	2									
Mike Epstein, L OBP: 0.409, SLG: 0.611 (1, 3)		K					G6-4-3		K	3	0	0	0	1	2	2									
Lee Maye, L OBP: 0.250, SLG: 0.400 (1, 9)	4-3		P4				K		F9	4	0	0	0	0	1	1									
Ken McMullen, R OBP: 0.200, SLG: 0.250 (1, 5)		K					K			3	0	0	0	0	2	0									
Bernie Allen, L OBP: 0.286, SLG: 0.333 (1, 4)							K			3	1	1	0	0	1	0									
John Roseboro, L OBP: 0.533, SLG: 0.300 (1, 2)										2	1	2	1	1	0	0									
Dick Bosman, R (1, 1)										2	0	0	0	0	0	2									
Pedro Ramos, S (7, PR) (8, 1)										0	0	0	0	0	0	0									
Darold Knowles, L (9, 1)										0	0	0	0	0	0	0									
<b>Inning Stats</b>	R: 0 E: 0 K: 0 S: 3	H: 0 LOB: 0 BB: 0 P: 3	R: 0 E: 0 K: 2 S: 7	H: 0 LOB: 0 BB: 0 P: 7	R: 4 E: 0 K: 1 S: 8	H: 3 LOB: 1 BB: 2 P: 16	R: 0 E: 0 K: 0 S: 3	H: 0 LOB: 1 BB: 1 P: 7	R: 0 E: 0 K: 0 S: 4	H: 2 LOB: 1 BB: 0 P: 4	R: 0 E: 0 K: 3 S: 9	H: 0 LOB: 0 BB: 0 P: 9	R: 0 E: 0 K: 0 S: 4	H: 1 LOB: 1 BB: 0 P: 4	R: 0 E: 0 K: 1 S: 5	H: 0 LOB: 0 BB: 0 P: 5	1B: 4 2B: 1 3B: 0 HR: 1	SF: 0 SAC: 1 DP: 1 HBP: 0	WP: 1 PB: 0 SB: 0 CS: 0	PA: 32					
<b>PITCHER</b>	IP	WLS	BF	H	R	ER	SO	BB	IBB	HBP	BLK	WP	HR	S	P	ERA	WHIP								
Sonny Siebert, R ERA: 7.2 (1, 1)	5.0	L	22	5	4	4	3	3	0	0	0	0	1	25	37	7.20	1.600								
Ken Brett, L ERA: (6, 1)	3.0		10	1	0	0	4	0	0	0	0	0	0	18	18	0.00	0.333								



Batter	1	2	3	4	5	6	7	8	9	AB R H RBI BB SO LOB	TOP															
Mike Andrews, R OBP: 0.250, SLG: 0.100 (1.4)										5 0 1 0 0 1 1	<b>Boston Red Sox @ Washington Senators</b> Robert F. Kennedy Memorial Stadium, Washington, DC Sun Apr 12 1970, 6:05 PM EST Att: 20,133 - Unknown <a href="http://livebaseballscorecards.com">livebaseballscorecards.com</a>															
Reggie Smith, S OBP: 0.292, SLG: 0.333 (1.8)										5 1 2 0 0 0 1																
Carl Yastrzemski, L OBP: 0.542, SLG: 0.762 (1.7)										4 2 3 1 1 0 1																
George Scott, R OBP: 0.348, SLG: 0.350 (1.3)										5 1 1 0 0 0 5																
Rico Petrocelli, R OBP: 0.174, SLG: 0.304 (1.6)										5 0 1 1 0 1 4																
Tony Conigliaro, R OBP: 0.500, SLG: 0.353 (1.9)										5 0 2 2 0 0 1																
Luis Alvarado, R OBP: 0.190, SLG: 0.300 (1.5)										5 0 1 0 0 1 3																
Jerry Moses, R OBP: 0.571, SLG: 0.722 (1.2)										4 1 3 1 0 0 1																
Gary Peters, L Lee Stange, R Tom Matchick, L Ray Jarvis, R Mike Derrick, L Ed Phillips, R (1.1) (5.1) (6.1) (6.1) (8.1) (8.1)										2 0 1 0 0 0 0 0 0 0 0 0 0 0 1 0 0 0 0 0 0 0 0 0 0 0 0 0 1 0 0 0 0 0 0 0 0 0 0 0 0 0																
<b>Inning Stats</b>	R: 0 E: 0 K: 1 S: 6	H: 1 LOB: 2 BB: 1 P: 10	R: 1 E: 0 K: 0 S: 4	H: 1 LOB: 0 BB: 0 P: 4	R: 0 E: 0 K: 0 S: 4	H: 2 LOB: 1 BB: 0 P: 4	R: 0 E: 0 K: 2 S: 8	H: 1 LOB: 1 BB: 0 P: 8	R: 0 E: 1 K: 0 S: 5	H: 2 LOB: 2 BB: 0 P: 5		R: 0 E: 0 K: 0 S: 5	H: 2 LOB: 2 BB: 0 P: 5	R: 1 E: 0 K: 0 S: 4	H: 1 LOB: 0 BB: 0 P: 4	R: 0 E: 0 K: 0 S: 5	H: 2 LOB: 2 BB: 0 P: 5	R: 1 E: 0 K: 0 S: 4	H: 1 LOB: 0 BB: 0 P: 4	R: 0 E: 0 K: 0 S: 5	H: 2 LOB: 2 BB: 0 P: 5	R: 3 E: 1 K: 0 S: 7	H: 3 LOB: 1 BB: 0 P: 7	1B: 10 2B: 3 3B: 0 HR: 2	SF: 0 SAC: 0 DP: 2 HBP: 0	WP: 1 PB: 0 SB: 1 CS: 0
<b>PITCHER</b>	IP WLS BF H R ER SO BB IBB HBP BLK WP HR S P ERA WHIP	8.1 W 38 13 3 2 3 1 0 0 0 0 1 2 43 47 2.16 1.680	0.0 1 1 0 0 0 0 0 0 0 0 0 0 1 1 ∞ ∞	0.2 S 4 1 2 0 0 0 0 0 0 0 0 0 4 4 0.00 1.500	<b>PITCHER</b>											IP WLS BF H R ER SO BB IBB HBP BLK WP HR S P ERA WHIP										
Casey Cox, R ERA: 3.38																										
Jim Shellenback, L ERA:																										
Horacio Pina, R ERA:																										

AB 42  
R 5  
H 15  
RBI 5  
BB 1  
SO 3  
LOB 21



Batter	1	2	3	4	5	6	7	8	9	AB R H RBI BB SO LOB	BOTTOM											
Del Unser, L OBP: 0.370, SLG: 0.375 (1.8)										3 1 0 0 1 0 1	<b>Boston Red Sox @ Washington Senators</b> Robert F. Kennedy Memorial Stadium, Washington, DC Sun Apr 12 1970, 6:05 PM EST Att: 20,133 - Unknown <a href="http://livebaseballscorecards.com">livebaseballscorecards.com</a>											
Ed Brinkman, R OBP: 0.556, SLG: 0.500 (1.6)										4 1 1 0 0 0 1												
Frank Howard, R Ed Stroud, L OBP: 0.423, SLG: 0.545 OBP: 0.333, SLG: 0.333 (1.7) (9.7)										3 1 2 2 1 0 0 0 0 0 0 0 0 0												
Ken McMullen, R OBP: 0.208, SLG: 0.217 (1.5)										3 0 0 0 1 0 2												
Mike Epstein, L OBP: 0.423, SLG: 0.714 (1.3)										3 2 1 2 1 1 2												
Hank Allen, R (1.9)										3 0 0 1 0 1 2												
Bernie Allen, L OBP: 0.273, SLG: 0.300 (1.4)										4 0 1 0 0 0 0												
Paul Casanova, R OBP: 0.333, SLG: 0.250 (1.2)										3 1 1 0 1 2 1												
Casey Cox, R Jim Shellenback, L Horacio Pina, R (1.1) (9.1) (9.1)										3 0 0 0 0 2 2 0 0 0 0 0 0 0 0 0 0 0 0 0 0												
<b>Inning Stats</b>	R: 0 E: 0 K: 0 S: 3	H: 0 LOB: 0 BB: 0 P: 3	R: 1 E: 1 K: 0 S: 4	H: 0 LOB: 0 BB: 0 P: 4	R: 0 E: 0 K: 1 S: 5	H: 0 LOB: 1 BB: 1 P: 9	R: 2 E: 0 K: 0 S: 5	H: 2 LOB: 0 BB: 0 P: 5	R: 3 E: 0 K: 0 S: 6	H: 3 LOB: 2 BB: 2 P: 14		R: 0 E: 0 K: 1 S: 5	H: 0 LOB: 0 BB: 0 P: 5	R: 0 E: 0 K: 1 S: 5	H: 0 LOB: 2 BB: 2 P: 13	R: 0 E: 0 K: 3 S: 10	H: 1 LOB: 1 BB: 0 P: 10	1B: 3 2B: 2 3B: 0 HR: 1	SF: 1 SAC: 1 DP: 0 HBP: 0	WP: 2 PB: 0 SB: 0 CS: 0	PA: 36	
<b>PITCHER</b>	IP WLS BF H R ER SO BB IBB HBP BLK WP HR S P ERA WHIP	4.1 L 21 5 6 5 1 2 0 0 0 0 0 0 2 29 10.38 1.615	0.2 3 0 0 0 0 0 0 1 0 0 0 0 2 6 0.00 0.000	2.0 8 0 0 0 2 2 0 0 0 0 0 0 10 18 0.00 1.000	1.0 4 1 0 0 3 0 0 0 0 0 0 0 10 10 0.00 1.000	<b>PITCHER</b>											IP WLS BF H R ER SO BB IBB HBP BLK WP HR S P ERA WHIP					
Gary Peters, L ERA: 7.45																						
Lee Stange, R ERA:																						
Ray Jarvis, R ERA:																						
Ed Phillips, R ERA:																						

AB 29  
R 6  
H 6  
RBI 5  
BB 5  
SO 6  
LOB 11





Batter	1	2	3	4	5	6	7	8	9	AB	R	H	RBI	BB	SO	LOB	TOP				
Del Unser, L OBP: 0.323, SLG: 0.321 (1, 8)	1-6-3		F9		B5-3			F5		4	0	0	0	0	0	0	<b>Washington Senators @ Baltimore Orioles</b> Memorial Stadium, Baltimore, MD Thu Apr 16 1970, 6:05 PM EST Att. 4,674 - Unknown <a href="http://livebaseballscores.com">livebaseballscores.com</a>				
Ed Stroud, L OBP: 0.429, SLG: 0.333 (1, 9)	K		HR		1-3			1B		3	1	1	0	1	1	0					
Frank Howard, R OBP: 0.467, SLG: 0.667 Hank Allen, R (8, PR) (8, 7)			HR				F9			2	1	1	2	2	0	0					
Mike Epstein, L OBP: 0.367, SLG: 0.600 (1, 3)	K		G3				K			4	0	0	0	0	2	3					
Ken McMullen, R OBP: 0.179, SLG: 0.185 (1, 5)		1-3	F7				F7			4	0	0	0	0	0	0					
Bernie Allen, L OBP: 0.267, SLG: 0.231 (1, 4)		F9	BB		4-3		F9			3	1	0	0	1	0	0					
Ed Brinkman, R OBP: 0.548, SLG: 0.458 (1, 6)		2B			5-3		F3			2	1	0	0	2	0	0					
John Roseboro, L OBP: 0.421, SLG: 0.214 (1, 2)		F9			F1		F5			4	0	0	0	0	0	3					
Joe Coleman, R OBP: 0.200, SLG: 0.400 (1, 1)		2B					K			3	0	1	2	0	2	0					
<b>Inning Stats</b>	R: 0 E: 0 K: 2 S: 7	H: 0 LOB: 1 BB: 1 P: 11	R: 2 E: 0 K: 0 S: 3	H: 1 LOB: 1 BB: 2 P: 11	R: 2 E: 0 K: 0 S: 4	H: 1 LOB: 0 BB: 1 P: 8	R: 0 E: 0 K: 0 S: 3	H: 0 LOB: 3 BB: 0 P: 3	R: 0 E: 0 K: 1 S: 5	H: 0 LOB: 0 BB: 0 P: 5	R: 0 E: 0 K: 0 S: 3	H: 0 LOB: 0 BB: 0 P: 3	R: 0 E: 0 K: 1 S: 6	H: 1 LOB: 2 BB: 1 P: 10	R: 0 E: 0 K: 0 S: 3	H: 0 LOB: 1 BB: 1 P: 7	1B: 1 2B: 1 3B: 0 HR: 1	SF: 0 SAC: 0 DP: 0 HBP: 0	WP: 0 PB: 0 CS: 2	PA: 35	
<b>PITCHER</b>	IP	WLS	BF	H	R	ER	SO	BB	IBB	HBP	BLK	WP	HR	S	P	ERA	WHIP				
Jim Palmer, R ERA: 4.05 (1, 1)	8.0	L	31	3	4	4	5	5	0	0	0	0	1	36	56	4.50	1.000				
Eddie Watt, R ERA: 4.5 (9, 1)	1.0		4	0	0	0	0	1	0	0	0	0	0	3	7	0.00	1.000				

Batter	1	2	3	4	5	6	7	8	9	AB	R	H	RBI	BB	SO	LOB	BOTTOM				
Don Buford, S OBP: 0.323, SLG: 0.480 (1, 7)	F7		E3	E4		F6		G3		5	1	0	0	0	0	2	<b>Washington Senators @ Baltimore Orioles</b> Memorial Stadium, Baltimore, MD Thu Apr 16 1970, 6:05 PM EST Att. 4,674 - Unknown <a href="http://livebaseballscores.com">livebaseballscores.com</a>				
Mark Belanger, R OBP: 0.182, SLG: 0.161 (1, 6)	L6		F8	FC5-4		5-3		F4		5	0	0	0	0	0	3					
Frank Robinson, R OBP: 0.481, SLG: 0.524 (1, 9)			1B	1B				F5		3	1	1	0	2	0	0					
Boog Powell, L OBP: 0.273, SLG: 0.250 (1, 3)	F5		1B	F9				4-3		5	0	2	1	0	0	4					
Paul Blair, R OBP: 0.375, SLG: 0.308 (1, 8)		6-3				F8		F9		4	0	1	1	0	0	1					
Brooks Robinson, R OBP: 0.375, SLG: 0.500 (1, 5)		F8	F8			1B		FC6-4		4	0	1	0	0	0	3					
Davey Johnson, R OBP: 0.567, SLG: 0.696 (1, 4)		BB	L8			F4		F8		3	0	0	0	1	0	3					
Eliot Hendricks, L OBP: 0.300, SLG: 0.235 (1, 2)				1-3	K					3	0	1	0	1	1	1					
Jim Palmer, R OBP: 0.400, SLG: 0.250 Terry Crowley, L OBP: 0.400, SLG: 0.500 Eddie Watt, R (8, PH) (9, 1)		K		FC5-4	1B			F7		3	0	1	0	0	1	2					
<b>Inning Stats</b>	R: 0 E: 0 K: 0 S: 3	H: 0 LOB: 2 BB: 2 P: 13	R: 2 E: 1 K: 0 S: 7	H: 3 LOB: 2 BB: 0 P: 7	R: 0 E: 1 K: 0 S: 5	H: 1 LOB: 3 BB: 1 P: 9	R: 0 E: 0 K: 0 S: 3	H: 0 LOB: 1 BB: 0 P: 3	R: 0 E: 0 K: 0 S: 4	H: 1 LOB: 1 BB: 0 P: 4	R: 0 E: 0 K: 0 S: 4	H: 1 LOB: 1 BB: 0 P: 4	R: 0 E: 0 K: 0 S: 3	H: 0 LOB: 0 BB: 0 P: 3	1B: 6 2B: 1 3B: 0 HR: 0	SF: 0 SAC: 0 DP: 0 HBP: 0	WP: 0 PB: 0 CS: 0	PA: 40			
<b>PITCHER</b>	IP	WLS	BF	H	R	ER	SO	BB	IBB	HBP	BLK	WP	HR	S	P	ERA	WHIP				
Joe Coleman, R ERA: 1.69 (1, 1)	9.0	W	40	7	2	1	2	4	0	0	0	0	0	40	56	1.00	1.222				



Batter	1	2	3	4	5	6	7	8	9	AB	R	H	RBI	BB	SO	LOB	TOP			
Del Unser, L OBP: 0.324, SLG: 0.323 Ed Stroud, L OBP: 0.444, SLG: 0.375 (7, PH)	6-3		K	E1			K		G4-6-3	3	0	1	0	0	1	0	Washington Senators @ Cleveland Indians Cleveland Municipal Stadium, Cleveland, OH Sat Apr 18 1970, 3:33 AM EST Att: 4,370 - Unknown <a href="http://livebaseballscorecards.com">livebaseballscorecards.com</a>			
Ed Brinkman, R OBP: 0.472, SLG: 0.379	1-3		F7				FC3-6		G4-6-3	5	0	0	0	0	1	2				
Frank Howard, R OBP: 0.529, SLG: 0.692	1B			1B						2	1	2	0	2	0	0				
Ken McMullen, R OBP: 0.250, SLG: 0.233				1B						3	1	2	0	1	0	1				
Hank Allen, R OBP: 0.286, SLG: 0.100	K			SF8						3	1	1	1	1	1	5				
Mike Epstein, L OBP: 0.382, SLG: 0.571		1-3		1B						3	1	1	0	1	1	0				
Davey Nelson, R OBP: 0.222, SLG: 0.133		5-3		SF8						3	0	0	1	0	1	1				
Jim French, L (1, 2)		G3		SH						3	0	0	1	0	2	1				
Dick Bosman, R Jan Dukas, L Bernie Allen, L Horacio Pina, R Joe Grzenda, R Tim Cullen, R			K	K			E4		F8	2	0	0	0	0	2	2				
<b>Inning Stats</b>	R: 0 E: 0 K: 1 S: 6	H: 1 LOB: 2 BB: 1 P: 10	R: 0 E: 0 K: 0 S: 3	H: 0 LOB: 0 BB: 0 P: 3	R: 0 E: 0 K: 2 S: 7	H: 0 LOB: 0 BB: 0 P: 7	R: 4 E: 2 K: 1 S: 9	H: 4 LOB: 2 BB: 1 P: 13	R: 0 E: 0 K: 1 S: 4	H: 1 LOB: 1 BB: 1 P: 9	R: 0 E: 1 K: 1 S: 7	H: 1 LOB: 3 BB: 1 P: 11	R: 0 E: 0 K: 3 S: 9	H: 0 LOB: 0 BB: 0 P: 9	R: 0 E: 0 K: 0 S: 3	H: 1 LOB: 0 BB: 0 P: 3		1B: 8 2B: 0 3B: 0 HR: 0	SF: 1 SAC: 1 DP: 2 HBP: 0	WP: 0 PB: 0 SB: 0 CS: 0
<b>PITCHER</b> Sam McDowell, L ERA: 2.59	IP: 9.0 WLS: W BF: 38 H: 8 R: 4 ER: 3 SO: 10 BB: 5 IBB: 0 HBP: 0 BLK: 0 WP: 0 HR: 0 S: 53 P: 73 ERA: 3.00 WHIP: 1.444																			

Batter	1	2	3	4	5	6	7	8	9	AB	R	H	RBI	BB	SO	LOB	BOTTOM			
Ted Uhlhaender, L OBP: 0.206, SLG: 0.167	K			1B			F2			5	0	2	2	0	1	5	Washington Senators @ Cleveland Indians Cleveland Municipal Stadium, Cleveland, OH Sat Apr 18 1970, 3:33 AM EST Att: 4,370 - Unknown <a href="http://livebaseballscorecards.com">livebaseballscorecards.com</a>			
Graig Nettles, L OBP: 0.400, SLG: 0.100										3	1	2	1	2	0	2				
Vada Pinson, L OBP: 0.387, SLG: 0.407										4	1	1	0	1	0	5				
Tony Horton, R OBP: 0.364, SLG: 0.474 Chuck Hinton, R OBP: 0.500, SLG: 0.333	F2		P6							5	1	1	1	0	0	5				
Duke Sims, L OBP: 0.227, SLG: 0.211	F7			1B						3	2	1	0	2	1	2				
Roy Foster, R OBP: 0.520, SLG: 0.667		P6		1B						3	2	1	0	1	0	2				
Eddie Leon, R OBP: 0.361, SLG: 0.406	K			FC5						4	2	3	3	1	1	0				
Jack Heidemann, R OBP: 0.188, SLG: 0.172		5-3		FC5						3	0	1	2	1	0	2				
Sam McDowell, L OBP: 0.300, SLG: 0.300			K	K			F5			5	0	1	0	0	2	7				
<b>Inning Stats</b>	R: 0 E: 0 K: 1 S: 5	H: 0 LOB: 2 BB: 2 P: 13	R: 0 E: 0 K: 1 S: 5	H: 0 LOB: 0 BB: 0 P: 5	R: 0 E: 0 K: 1 S: 7	H: 2 LOB: 2 BB: 0 P: 7	R: 1 E: 0 K: 1 S: 7	H: 2 LOB: 2 BB: 1 P: 11	R: 5 E: 0 K: 0 S: 7	H: 4 LOB: 3 BB: 3 P: 19	R: 0 E: 0 K: 1 S: 5	H: 0 LOB: 0 BB: 0 P: 5	R: 2 E: 0 K: 0 S: 5	H: 3 LOB: 2 BB: 1 P: 10	R: 1 E: 0 K: 0 S: 5	H: 2 LOB: 2 BB: 1 P: 9		1B: 11 2B: 2 3B: 0 HR: 0	SF: 1 SAC: 0 DP: 1 HBP: 1	WP: 0 PB: 0 SB: 0 CS: 0
<b>PITCHER</b> Dick Bosman, R ERA: 6.48 Jan Dukas, L ERA: 2.45 Horacio Pina, R ERA: 18.0 Joe Grzenda, L ERA: 1.5	IP: 4.2 WLS: L BF: 28 H: 8 R: 6 ER: 6 SO: 4 BB: 5 IBB: 1 HBP: 0 BLK: 0 WP: 0 HR: 0 S: 30 P: 54 ERA: 11.57 WHIP: 2.786																			




Batter	1	2	3	4	5	6	7	8	9	AB	R	H	RBI	BB	SO	LOB	TOP					
<b>Horace Clarke, S</b> OBP: 0.328, SLG: 0.361 (1, 4)										5	1	1	0	0	0	0	<b>New York Yankees @ Washington Senators</b> <b>Robert F. Kennedy Memorial Stadium, Washington, DC</b> Mon Apr 20 1970, 6:05 PM EST Att. 4,626 - Unknown - 58 F					
<b>Gene Michael, S</b> OBP: 0.385, SLG: 0.391 (1, 6)										5	1	1	1	0	2	0						
<b>Bobby Murcer, L</b> OBP: 0.340, SLG: 0.256 (1, 8)										3	2	0	0	1	0	0						
<b>Roy White, S</b> OBP: 0.491, SLG: 0.524 (1, 7)										5	1	2	1	0	1	1						
<b>Danny Cater, R</b> OBP: 0.360, SLG: 0.543 (1, 3)										5	4	3	3	0	0	1						
<b>Ron Woods, R</b> OBP: 0.300, SLG: 0.600 (1, 9)										4	2	2	3	0	0	1						
<b>Thurman Munson, R</b> OBP: 0.286, SLG: 0.147 (1, 2)										4	0	3	2	0	1	0						
<b>Jerry Kenney, L</b> OBP: 0.212, SLG: 0.167 (1, 5)										3	0	0	1	0	0	2						
<b>Stan Bahnsen, R</b> OBP: 0.250, SLG: 0.111 (8, PH)										3	0	0	0	0	2	2						
<b>Steve Hamilton, L</b> (8, 1)										1	0	0	0	0	0	0						
<b>Inning Stats</b>	R: 5 E: 1 K: 0 S: 9	H: 5 LOB: 1 BB: 0 P: 9	R: 0 E: 0 K: 0 S: 3	H: 0 LOB: 0 BB: 0 P: 3	R: 2 E: 0 K: 1 S: 8	H: 3 LOB: 1 BB: 0 P: 8	R: 0 E: 0 K: 0 S: 3	H: 0 LOB: 0 BB: 0 P: 3	R: 1 E: 0 K: 0 S: 5	H: 2 LOB: 1 BB: 0 P: 5	R: 0 E: 0 K: 2 S: 7	H: 0 LOB: 0 BB: 0 P: 7	R: 3 E: 0 K: 1 S: 7	H: 2 LOB: 0 BB: 1 P: 11	R: 0 E: 0 K: 1 S: 5	H: 0 LOB: 0 BB: 0 P: 5	R: 0 E: 0 K: 1 S: 5	H: 0 LOB: 0 BB: 0 P: 5	1B: 7 2B: 3 3B: 0 HR: 2	SF: 1 SAC: 1 DP: 0 HBP: 0	WP: 0 PB: 0 SB: 0 CS: 0	PA: 41
<b>PITCHER</b>	IP WLS BF H R ER SO BB IBB HBP BLK WP HR S P ERA WHIP																					
<b>George Brunet, L</b> ERA: 9.35 (1, 1)	2.1 L 16 8 7 6 0 0 0 0 0 0 0 1 16 16 23.14 3.429																					
<b>Jan Dukes, L</b> ERA: 2.84 (3, 1)	2.2 10 2 1 1 1 0 0 0 0 0 0 0 12 12 3.38 0.750																					
<b>Pedro Ramos, R</b> ERA: 8.1 (6, 1)	2.0 9 2 3 3 1 0 0 0 0 0 0 1 14 18 13.50 1.500																					
<b>Joe Grzenda, L</b> ERA: 1.29 (8, 1)	1.0 3 0 0 0 1 0 0 0 0 0 0 0 5 5 0.00 0.000																					
<b>Jim Shellenback, L</b> ERA: (9, 1)	1.0 3 0 0 0 1 0 0 0 0 0 0 0 5 5 0.00 0.000																					




Batter	1	2	3	4	5	6	7	8	9	AB	R	H	RBI	BB	SO	LOB	BOTTOM					
<b>Del Unser, L</b> OBP: 0.326, SLG: 0.326 (8, 1)										3	0	1	0	0	2	2	<b>New York Yankees @ Washington Senators</b> <b>Robert F. Kennedy Memorial Stadium, Washington, DC</b> Mon Apr 20 1970, 6:05 PM EST Att. 4,626 - Unknown - 58 F					
<b>Pedro Ramos, S</b> (7, PH)										4	1	2	1	1	0	3						
<b>Dick Such, L</b> (8, 1)										5	0	0	0	0	3	5						
<b>Joe Grzenda, R</b> (8, PH)																						
<b>Hank Allen, R</b> OBP: 0.287, SLG: 0.099 (9, 1)										5	0	3	0	0	0	0						
<b>Ed Brinkman, R</b> OBP: 0.488, SLG: 0.394 (1, 6)										5	0	3	0	0	0	0						
<b>Frank Howard, R</b> OBP: 0.462, SLG: 0.581 (1, 7)										4	0	1	1	1	1	2						
<b>Mike Epstein, L</b> OBP: 0.410, SLG: 0.576 (1, 3)										4	0	1	1	1	1	2						
<b>Lee Maye, L</b> OBP: 0.286, SLG: 0.368 (1, 9)										4	0	0	0	0	1	4						
<b>Ken McMullen, R</b> OBP: 0.222, SLG: 0.206 (1, 5)										4	0	0	0	0	1	4						
<b>Bernie Allen, L</b> OBP: 0.500, SLG: 0.235 (6, PH)										3	1	1	0	0	1	2						
<b>Davey Nelson, R</b> OBP: 0.263, SLG: 0.133 (9, 4)										0	0	0	0	1	0	0						
<b>John Roseboro, L</b> OBP: 0.435, SLG: 0.235 (1, 2)										3	0	1	0	1	0	1						
<b>George Brunet, R</b> OBP: 0.500, SLG: 0.500 (3, 1)										0	0	0	0	0	0	0						
<b>Ed Stroud, L</b> OBP: 0.417, SLG: 0.364 (5, PH)										1	0	0	0	0	0	0						
<b>Inning Stats</b>	R: 0 E: 1 K: 1 S: 7	H: 2 LOB: 2 BB: 0 P: 7	R: 0 E: 0 K: 0 S: 3	H: 0 LOB: 0 BB: 0 P: 3	R: 0 E: 0 K: 2 S: 8	H: 1 LOB: 1 BB: 0 P: 8	R: 0 E: 0 K: 2 S: 7	H: 0 LOB: 0 BB: 0 P: 7	R: 1 E: 0 K: 2 S: 10	H: 3 LOB: 2 BB: 0 P: 10	R: 0 E: 0 K: 2 S: 9	H: 2 LOB: 3 BB: 1 P: 13	R: 1 E: 0 K: 1 S: 7	H: 2 LOB: 2 BB: 1 P: 11	R: 0 E: 0 K: 0 S: 3	H: 0 LOB: 2 BB: 2 P: 11	R: 0 E: 0 K: 0 S: 3	H: 0 LOB: 0 BB: 0 P: 3	1B: 10 2B: 0 3B: 0 HR: 0	SF: 0 SAC: 0 DP: 0 HBP: 0	WP: 0 PB: 0 SB: 0 CS: 0	PA: 41
<b>PITCHER</b>	IP WLS BF H R ER SO BB IBB HBP BLK WP HR S P ERA WHIP																					
<b>Stan Bahnsen, R</b> ERA: 3.98 (1, 1)	7.0 W 33 10 2 2 2 10 2 0 0 0 0 0 6 14 0.00 1.000																					
<b>Steve Hamilton, L</b> ERA: 2.7 (8, 1)	2.0 S 8 0 0 0 0 2 0 0 0 0 0 0 6 14 0.00 1.000																					





Batter	1	2	3	4	5	6	7	8	9	AB	R	H	RBI	BB	SO	LOB	TOP			
Horace Clarke, S (1,4) OBP: 0.304, SLG: 0.338	4-3		F7		SF8		L8	F8		4	0	0	1	0	0	4	<b>New York Yankees @ Washington Senators</b> Robert F. Kennedy Memorial Stadium, Washington, DC Tue Apr 21 1970, 6:05 PM EST Att: 5,981 - Unknown - 63 F  <b>AB 32</b> <b>R 5</b> <b>H 8</b> <b>RBI 5</b> <b>BB 7</b> <b>SO 3</b> <b>LOB 13</b> 			
Gene Michael, S (1,6) OBP: 0.388, SLG: 0.360	4-0		F8		G3		K		K	4	0	0	0	1	2	1				
Bobby Murcer, L (1,8) OBP: 0.328, SLG: 0.234	L6-3				4-3			G3	K	4	0	0	0	1	1	1				
Roy White, S (1,7) OBP: 0.483, SLG: 0.532			4-3					G3	K	4	0	0	0	1	1	1				
Curt Blefary, L (1,9) OBP: 0.333, SLG: 0.243					3-1			1B	F7	5	2	2	0	0	0	1				
Danny Cater, R (1,3) OBP: 0.388, SLG: 0.580					F8			BB	BB	4	1	1	1	0	0	1				
Jerry Kenney, L (1,5) OBP: 0.243, SLG: 0.182					F5			BB	BB	4	1	3	1	0	0	1				
Jake Gibbs, L (1,2) OBP: 0.273, SLG: 0.333					F8			BB	BB	3	0	1	1	1	0	2				
Thurman Munson, R (8, PH) OBP: 0.302, SLG: 0.147					FC6-4			BB	BB	2	0	0	0	1	0	1				
Mel Stottlemyre, R (7, PH) Pete Ward, L (7, PR) Jim Lytle, L (7, PR) Joe Verbanic, R (7, 1) Ron Hansen, R (8, PH) Lindy McDaniel, R (8, 1)					F8			BB	BB	2	0	0	0	1	0	0				
<b>Inning Stats</b>	R: 0 E: 0 K: 0 S: 2	H: 0 LOB: 0 BB: 1 P: 6	R: 2 E: 0 K: 0 S: 5	H: 3 LOB: 1 BB: 1 P: 9	R: 0 E: 0 K: 0 S: 3	H: 0 LOB: 1 BB: 1 P: 7	R: 0 E: 0 K: 0 S: 4	H: 1 LOB: 1 BB: 0 P: 4	R: 1 E: 0 K: 0 S: 4	H: 1 LOB: 0 BB: 0 P: 4	R: 0 E: 0 K: 1 S: 5	H: 0 LOB: 1 BB: 1 P: 9	R: 2 E: 0 K: 0 S: 5	H: 2 LOB: 3 BB: 3 P: 17	R: 0 E: 0 K: 2 S: 7	H: 0 LOB: 0 BB: 0 P: 7	1B: 5 2B: 3 3B: 1 HR: 0	SF: 1 SAC: 0 DP: 1 HBP: 0	WP: 0 PB: 0 SB: 0 CS: 1	PA: 40
<b>PITCHER</b>	IP WLS BF H R ER SO BB IBB HBP BLK WP HR S P ERA WHIP																			
Casey Cox, R (1,1) ERA: 4.29	7.2 W 33 8 5 5 1 4 0 0 0 0 0 0 31 47 5.87 1.565																			
Darold Knowles, L (8,1) ERA: 4.5	1.1 S 7 0 0 0 2 3 0 0 0 0 0 0 8 20 0.00 2.250																			

Batter	1	2	3	4	5	6	7	8	9	AB	R	H	RBI	BB	SO	LOB	BOTTOM			
Del Unser, L (1,8) OBP: 0.310, SLG: 0.308	4-3		F8		1-3			L4		5	0	1	0	0	0	2	<b>New York Yankees @ Washington Senators</b> Robert F. Kennedy Memorial Stadium, Washington, DC Tue Apr 21 1970, 6:05 PM EST Att: 5,981 - Unknown - 63 F  <b>AB 37</b> <b>R 7</b> <b>H 14</b> <b>RBI 7</b> <b>BB 2</b> <b>SO 4</b> <b>LOB 22</b> 			
Ed Brinkman, R (1,6) OBP: 0.457, SLG: 0.351	5-3				K			F9		4	0	0	0	1	1	4				
Frank Howard, R (1,7) OBP: 0.477, SLG: 0.571										4	0	2	0	1	2	3				
Ed Stroud, L (9,7) OBP: 0.417, SLG: 0.364										0	0	0	0	0	0	0				
Mike Epstein, L (1,3) OBP: 0.395, SLG: 0.541										4	1	1	0	0	1	4				
Lee Maye, L (1,9) OBP: 0.400, SLG: 0.565										4	4	4	0	0	0	0				
Hank Allen, R (8,9) OBP: 0.267, SLG: 0.091										0	0	0	0	0	0	0				
Ken McMullen, R (1,5) OBP: 0.275, SLG: 0.289										4	1	3	3	0	0	1				
Bernie Allen, L (1,4) OBP: 0.394, SLG: 0.429										4	1	2	4	0	0	2				
Tim Cullen, R (8,4) OBP: 0.250, SLG: 0.250										0	0	0	0	0	0	0				
John Roseboro, L (1,2) OBP: 0.385, SLG: 0.200										3	0	0	0	0	0	2				
Jim French, L (8,2) OBP: 0.385, SLG: 0.200										1	0	0	0	0	0	1				
Casey Cox, R (1,1) ERA: 4.29										4	0	1	0	0	0	3				
Darold Knowles, L (8,1) ERA: 4.5										0	0	0	0	0	0	0				
<b>Inning Stats</b>	R: 0 E: 0 K: 1 S: 6	H: 1 LOB: 1 BB: 0 P: 6	R: 1 E: 0 K: 0 S: 4	H: 2 LOB: 0 BB: 0 P: 4	R: 0 E: 1 K: 1 S: 6	H: 0 LOB: 2 BB: 1 P: 10	R: 1 E: 0 K: 1 S: 9	H: 4 LOB: 3 BB: 0 P: 9	R: 3 E: 1 K: 0 S: 6	H: 3 LOB: 0 BB: 0 P: 6	R: 0 E: 0 K: 1 S: 6	H: 1 LOB: 1 BB: 0 P: 6	R: 2 E: 0 K: 0 S: 6	H: 3 LOB: 1 BB: 0 P: 6	R: 0 E: 0 K: 0 S: 2	H: 0 LOB: 1 BB: 1 P: 6	1B: 10 2B: 3 3B: 0 HR: 1	SF: 0 SAC: 0 DP: 2 HBP: 0	WP: 1 PB: 0 SB: 0 CS: 0	PA: 39
<b>PITCHER</b>	IP WLS BF H R ER SO BB IBB HBP BLK WP HR S P ERA WHIP																			
Mel Stottlemyre, R (1,1) ERA: 3.0	6.0 L 30 11 5 2 2 4 1 0 0 0 0 0 1 37 41 3.00 2.000																			
Joe Verbanic, R (7,1) ERA: 4.5	1.0 6 3 2 2 0 0 0 0 0 0 0 0 6 6 18.00 3.000																			
Lindy McDaniel, R (8,1) ERA: 4.5	1.0 4 0 0 0 0 0 1 0 0 0 0 0 2 6 0.00 1.000																			













Batter	1	2	3	4	5	6	7	8	9	AB	R	H	RBI	BB	SO	LOB	TOP				
<b>Sandy Alomar Sr. S</b> OBP: 0.319, SLG: 0.284 (1, 4)	0-3 K	0-0 FC BB 1B	0-3 K	0-3 K		0-0 1-3			0-0 F7	5	0	0	0	0	2	4	<b>California Angels @ Washington Senators</b> Robert F. Kennedy Memorial Stadium, Washington, DC Fri Apr 24 1970, 6:05 PM EST Att: 6,364 - Unknown 				
<b>Jim Fregosi R</b> OBP: 0.382, SLG: 0.492 (1, 6)	0-0 4-3	0-0 BB 1B	0-0 P4				0-0 F8		0-0 P6	5	0	1	2	0	0	0					
<b>Bill Voss L</b> OBP: 0.455, SLG: 0.510 (1, 9)	4-0 1B BB	4-0 FC6-4 BB			0-0 G1-6-3 1B				0-0 F8	2	0	1	0	2	0	0					
<b>Alex Johnson R</b> OBP: 0.422, SLG: 0.557 (1, 7)	0-0 1-2 1B	0-0 FC6-4			0-0 G1-6-3				0-0 6-3	4	0	1	0	0	0	4					
<b>Jay Johnstone L</b> OBP: 0.348, SLG: 0.523 (1, 8)	0-0 G3		0-0 F8		0-0 F8			0-3 K		4	0	0	0	0	1	2					
<b>Roger Repoz L</b> OBP: 0.414, SLG: 0.627 (1, 3)		4-0 1B FC1-2 BB	0-0 HR			0-0 P6		0-0 2B		3	1	2	1	1	0	0					
<b>Aurelio Rodriguez R</b> OBP: 0.317, SLG: 0.375 (1, 5)		0-0 FC 1B FC1-2	0-0 5-3			4-0 1B BB		0-3 K		3	1	1	0	1	1	1					
<b>Tom Egan R</b> OBP: 0.211, SLG: 0.176 (8, PH)		0-0 FC1-2	0-0 F2			0-0 F3		0-0 4-3		3	1	0	0	0	0	3					
<b>Rick Reichardt R</b> OBP: 0.296, SLG: 0.200 (8, PH)		0-0 FC 1B				0-0 F3				0	0	0	0	0	0	0					
<b>Mel Queen L</b> (8, 1)		1-2 3-H 1B								0	0	0	0	0	0	0					
<b>Paul Doyle L</b> (8, 1)										0	0	0	0	0	0	0					
<b>Andy Messersmith R</b> OBP: 0.154, SLG: 0.231 (5, 1)		0-3 K			0-0 G3			0-0 5-3		2	0	0	0	0	1	2					
<b>Greg Garrett S</b> (5, 1)										0	0	0	0	0	0	0					
<b>Jim Spencer L</b> OBP: 0.407, SLG: 0.478 (6, PH)										1	0	0	0	0	0	0					
<b>Clyde Wright R</b> (6, PH)										0	0	0	0	0	0	0					
<b>Eddie Fisher R</b> (8, 1)										0	0	0	0	0	0	0					
<b>Joe Azcue R</b> OBP: 0.200, SLG: 0.225 (8, 2)										1	0	0	0	0	0	0					
<b>Inning Stats</b>	R: 0 E: 0 K: 1 S: 6	H: 1 LOB: 2 BB: 1 P: 10	R: 2 E: 0 K: 1 S: 8	H: 2 LOB: 3 BB: 2 P: 16	R: 1 E: 0 K: 0 S: 4	H: 1 LOB: 0 BB: 0 P: 4	R: 0 E: 0 K: 1 S: 5	H: 0 LOB: 0 BB: 0 P: 5	R: 0 E: 0 K: 0 S: 3	H: 1 LOB: 2 BB: 1 P: 8	R: 0 E: 0 K: 0 S: 3	H: 0 LOB: 0 BB: 0 P: 3	R: 0 E: 0 K: 2 S: 8	H: 1 LOB: 1 BB: 0 P: 8	R: 0 E: 0 K: 0 S: 3	H: 0 LOB: 0 BB: 0 P: 3	1B: 5 2B: 1 3B: 0 HR: 1	SF: 0 SAC: 0 DP: 1 HBP: 0	WP: 0 PB: 0 SB: 0 CS: 0	PA: 38	
<b>PITCHER</b>	IP	WLS	BF	H	R	ER	SO	BB	IBB	HBP	BLK	WP	HR	S	P	ERA	WHIP				
<b>Dick Bosman R</b> ERA: 5.47 (1, 1)	8.0	W	35	7	3	3	5	4	0	0	0	0	1	41	57	3.38	1.375				
<b>Horacio Pina R</b> ERA: 4.91 (9, 1)	1.0	S	3	0	0	0	0	0	0	0	0	0	0	3	3	0.00	0.000				

Batter	1	2	3	4	5	6	7	8	9	AB	R	H	RBI	BB	SO	LOB	BOTTOM				
<b>Ed Brinkman R</b> OBP: 0.365, SLG: 0.278 (1, 6)	0-0 F7		0-0 F5		0-0 6-3		0-0 4-3			4	0	0	0	0	0	0	<b>California Angels @ Washington Senators</b> Robert F. Kennedy Memorial Stadium, Washington, DC Fri Apr 24 1970, 6:05 PM EST Att: 6,364 - Unknown 				
<b>Ed Stroud L</b> OBP: 0.480, SLG: 0.435 (1, 8)	0-3 K		0-3 K		0-0 1B		0-0 1B			4	0	2	0	0	2	0					
<b>Frank Howard R</b> OBP: 0.482, SLG: 0.689 (1, 7)	4-0 HR BB		0-0 HR		0-3 K		0-0 5-3			2	2	1	1	1	1	1					
<b>Hank Allen R</b> OBP: 0.320, SLG: 0.200 (6, 7)			0-0 HR		0-0 K		0-0 5-3			1	0	0	0	0	0	1					
<b>Mike Epstein L</b> OBP: 0.333, SLG: 0.423 (1, 3)	0-0 HR 1B		0-3 K		0-0 1B		0-0 F7			4	1	2	0	0	1	0					
<b>Lee Maye L</b> OBP: 0.441, SLG: 0.633 (1, 9)	0-0 HR		0-0 F9		0-3 K		0-0 BB 1B			4	1	2	3	0	1	2					
<b>Ken McMullen R</b> OBP: 0.288, SLG: 0.235 (1, 5)	0-3 K		4-0 1B BB		0-0 6-3		0-0 BB			2	1	0	0	2	1	0					
<b>Bernie Allen L</b> OBP: 0.290, SLG: 0.357 (1, 4)		0-0 G3		0-0 4-3		0-0 4-3		0-0 F3		4	0	0	0	0	0	3					
<b>Horacio Pina R</b> (9, 1)										0	0	0	0	0	0	0					
<b>John Roseboro L</b> OBP: 0.400, SLG: 0.182 (1, 2)		4-0 K BB		4-0 1B IBB		0-0 6-3		0-3 K		2	0	0	0	2	1	2					
<b>Dick Bosman R</b> OBP: 0.125, SLG: 0.125 (1, 1)		0-3 K		0-0 1B		0-3 K				3	0	1	1	0	2	1					
<b>Tim Cullen R</b> OBP: 0.167, SLG: 0.167 (9, 4)		1-2 K		1-3 2-H 1B						0	0	0	0	0	0	0					
<b>Inning Stats</b>	R: 3 E: 0 K: 2 S: 9	H: 2 LOB: 0 BB: 1 P: 13	R: 0 E: 0 K: 1 S: 4	H: 0 LOB: 1 BB: 1 P: 8	R: 1 E: 0 K: 2 S: 8	H: 1 LOB: 0 BB: 0 P: 8	R: 1 E: 0 K: 0 S: 3	H: 1 LOB: 2 BB: 2 P: 11	R: 0 E: 0 K: 0 S: 3	H: 0 LOB: 0 BB: 0 P: 3	R: 0 E: 0 K: 1 S: 6	H: 1 LOB: 1 BB: 0 P: 6	R: 0 E: 0 K: 1 S: 6	H: 1 LOB: 2 BB: 1 P: 10	1B: 6 2B: 0 3B: 0 HR: 2	SF: 0 SAC: 0 DP: 0 HBP: 0	WP: 0 PB: 0 SB: 0 CS: 0	PA: 35			
<b>PITCHER</b>	IP	WLS	BF	H	R	ER	SO	BB	IBB	HBP	BLK	WP	HR	S	P	ERA	WHIP				
<b>Andy Messersmith R</b> ERA: 3.48 (5, 1)	4.2	L	22	6	5	5	6	3	1	0	0	0	2	30	46	9.64	1.929				
<b>Greg Garrett L</b> ERA: (5, 1)	0.1		1	0	0	0	1	0	0	0	0	0	0	3	3	0.00	0.000				
<b>Eddie Fisher R</b> ERA: (6, 1)	2.0		7	1	0	0	1	0	0	0	0	0	0	9	9	0.00	0.500				
<b>Mel Queen R</b> ERA: 6.14 (8, 1)	0.1		3	1	0	0	0	1	0	0	0	0	0	2	6	6.000	6.000				
<b>Paul Doyle L</b> ERA: (8, 1)	0.2		2	0	0	0	1	0	0	0	0	0	0	4	4	0.00	0.000				



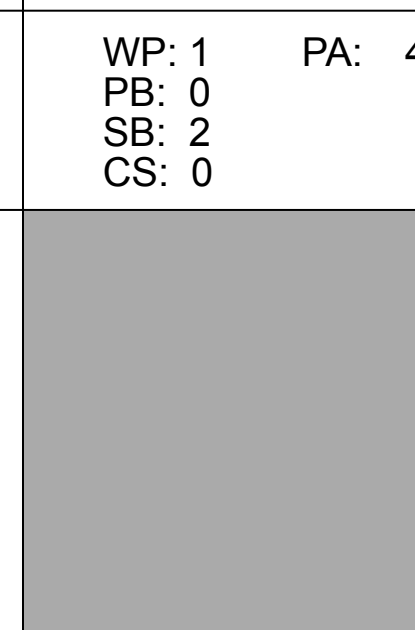
Batter	1	2	3	4	5	6	7	8	9	AB	R	H	RBI	BB	SO	LOB	TOP			
Sandy Alomar Sr. S OBP: 0.299, SLG: 0.264 (1, 4)	P4	G4-6-3		6-3		4-3			K	5	0	0	0	0	1	1	<b>California Angels @ Washington Senators</b> Robert F. Kennedy Memorial Stadium, Washington, DC Sat Apr 25 1970, 6:05 PM EST Att: 11,288 - Unknown <a href="http://livebaseballscorecards.com">livebaseballscorecards.com</a>			
Jarvis Tatum R OBP: 0.400, SLG: 0.400 Jay Johnstone L OBP: 0.348, SLG: 0.523 (1, 8) (5, 8)	2B 1B		K		2B 1B		G3		1-3	5	2	2	0	0	1	0				
Jim Fregosi R OBP: 0.389, SLG: 0.522 (1, 6)	1B 1B		P4		2B		6-3		6-3	4	1	2	1	0	0	0				
Alex Johnson R OBP: 0.426, SLG: 0.569 (1, 7)	1B BB		S 1B		K		6-3		6-3	4	1	2	1	0	1	1				
Rick Reichardt R OBP: 0.444, SLG: 0.200 Bill Voss L OBP: 0.441, SLG: 0.491 (1, 9) (5, PH)	1-2 BB				F5				F7	0	0	0	0	0	0	0				
Jim Spencer L OBP: 0.452, SLG: 0.500 (1, 3)	1-2 2-3 3-H 1B				2-3 IBB				F7	3	0	2	2	1	0	0				
Aurelio Rodriguez R OBP: 0.297, SLG: 0.350 (1, 5)	G5-4-3				1-2 2-3 3-H 1B				6-3	4	0	0	0	0	1	7				
Joe Azcue R OBP: 0.227, SLG: 0.318 (1, 2)					P4				F5	4	1	2	1	0	0	0				
Rudy May L Ken Tatum R Paul Doyle L (1, 1) (9, 1) (9, 1)	FC5-6 1B				K				K	4	0	0	0	0	3	1				
	FC5-6 G4-6-3								K	0	0	0	0	0	0	0				
<b>Inning Stats</b>	R: 2 E: 0 K: 0 S: 6	H: 4 LOB: 2 BB: 1 P: 10	R: 0 E: 0 K: 0 S: 3	H: 1 LOB: 0 BB: 0 P: 3	R: 1 E: 0 K: 1 S: 7	H: 2 LOB: 2 BB: 1 P: 11	R: 0 E: 0 K: 1 S: 5	H: 0 LOB: 0 BB: 0 P: 5	R: 1 E: 0 K: 2 S: 9	H: 2 LOB: 2 BB: 1 P: 13	R: 0 E: 0 K: 0 S: 3	H: 0 LOB: 0 BB: 0 P: 3	R: 0 E: 0 K: 0 S: 3	H: 0 LOB: 0 BB: 0 P: 3	R: 1 E: 0 K: 2 S: 8	H: 1 LOB: 0 BB: 0 P: 8	1B: 6 2B: 3 3B: 0 HR: 1	SF: 0 SAC: 0 DP: 2 HBP: 0	WP: 0 PB: 0 SB: 1 CS: 0	PA: 38
<b>PITCHER</b>	IP WLS BF H R ER SO BB IBB HBP BLK WP HR S P ERA WHIP																			
George Brunet L ERA: 9.24 Dick Such R ERA: 2.79 Pedro Ramos R ERA: 7.56 (1, 1) (5, 1) (9, 1)	4.0 L 21 9 4 4 2 1 1 0 0 0 0 1 8 8 9.00 2.500																			
<b>Batter</b>	<b>1</b>	<b>2</b>	<b>3</b>	<b>4</b>	<b>5</b>	<b>6</b>	<b>7</b>	<b>8</b>	<b>9</b>	<b>AB</b>	<b>R</b>	<b>H</b>	<b>RBI</b>	<b>BB</b>	<b>SO</b>	<b>LOB</b>	<b>BOTTOM</b>			
Ed Brinkman R OBP: 0.358, SLG: 0.310 (1, 6)	SF9 3B		4-3			1-3		6-3		4	1	1	0	0	0	0	<b>California Angels @ Washington Senators</b> Robert F. Kennedy Memorial Stadium, Washington, DC Sat Apr 25 1970, 6:05 PM EST Att: 11,288 - Unknown <a href="http://livebaseballscorecards.com">livebaseballscorecards.com</a>			
Davey Nelson R OBP: 0.233, SLG: 0.125 (1, 4)	SF9		4-3			K		6-3		3	0	0	1	0	1	0				
Frank Howard R OBP: 0.483, SLG: 0.735 (1, 7)	K				HR			5-3		4	2	2	1	0	1	0				
Ken McMullen R OBP: 0.283, SLG: 0.255 (1, 5)	1B				6-3			F8		4	0	2	0	0	0	0				
Hank Allen R OBP: 0.286, SLG: 0.174 Lee Maye L OBP: 0.457, SLG: 0.645 (1, 9) (9, PH)	K				K			1-3		3	0	0	0	0	2	1				
Mike Epstein L OBP: 0.359, SLG: 0.426 (1, 3)					K					2	0	1	0	2	1	0				
Ed Stroud L OBP: 0.414, SLG: 0.370 (1, 8)	G5-4-3					K				4	0	0	0	0	2	5				
Paul Casanova R OBP: 0.222, SLG: 0.294 (1, 2)	6-3					F8				3	0	0	0	0	0	0				
George Brunet R OBP: 0.333, SLG: 0.333 Dick Such L Tim Cullen R OBP: 0.143, SLG: 0.143 Pedro Ramos S (1, 1) (5, 1) (8, PH) (9, 1)					K					1	0	0	0	0	1	0				
										1	0	0	0	0	0	0				
										1	0	0	0	0	0	0				
										0	0	0	0	0	0	0				
<b>Inning Stats</b>	R: 1 E: 0 K: 2 S: 9	H: 2 LOB: 1 BB: 0 P: 9	R: 0 E: 0 K: 0 S: 3	H: 1 LOB: 0 BB: 0 P: 3	R: 0 E: 0 K: 1 S: 5	H: 0 LOB: 0 BB: 0 P: 5	R: 1 E: 0 K: 2 S: 8	H: 1 LOB: 0 BB: 0 P: 8	R: 0 E: 0 K: 1 S: 5	H: 0 LOB: 0 BB: 0 P: 5	R: 0 E: 0 K: 1 S: 5	H: 0 LOB: 0 BB: 0 P: 5	R: 0 E: 0 K: 1 S: 5	H: 0 LOB: 0 BB: 0 P: 3	R: 1 E: 0 K: 0 S: 5	H: 3 LOB: 2 BB: 1 P: 9	1B: 5 2B: 0 3B: 1 HR: 1	SF: 1 SAC: 0 DP: 2 HBP: 0	WP: 0 PB: 0 SB: 0 CS: 0	PA: 34
<b>PITCHER</b>	IP WLS BF H R ER SO BB IBB HBP BLK WP HR S P ERA WHIP																			
Rudy May L Ken Tatum R Paul Doyle L (1, 1) (9, 1) (9, 1)	8.1 W 31 6 3 3 8 1 0 0 0 0 0 0 1 1 3.24 0.840																			
	0.0 S 2 0 0 0 0 0 0 0 0 0 0 0 1 5 0.00 1.500																			



Batter	1	2	3	4	5	6	7	8	9	10	AB	R	H	RBI	BB	SO	LOB	TOP				
<b>Tommy Harper, R</b> OBP: 0.351, SLG: 0.385 (1, 4)	L5		F7		HR			P3		SH1-4	4	1	1	2	0	0	1					
<b>Russ Snyder, L</b> OBP: 0.333, SLG: 0.300 (1, 8)	4-3		F8					F7		WP	4	0	1	0	0	0	1					
<b>Ted Savage, R</b> OBP: 0.333, SLG: 0.417 (10, PH)										2B	1	1	1	1	0	0	0					
<b>Steve Hovley, L</b> OBP: 0.425, SLG: 0.422 (1, 9)			F8		F8			F7		WP	3	0	0	0	2	0	1					
<b>Danny Walton, R</b> OBP: 0.413, SLG: 0.672 (1, 7)	BB									BB	5	1	2	1	0	2	3					
<b>Mike Hegan, L</b> OBP: 0.250, SLG: 0.167 (1, 3)		F7		1B				4-3		HR	4	0	1	0	1	2	1					
<b>Jerry McNertney, R</b> OBP: 0.275, SLG: 0.209 (1, 2)		K		K				K		WP	3	0	0	0	1	1	1					
<b>Max Alvis, R</b> OBP: 0.207, SLG: 0.167 (1, 5)		K		P6				5-3		1B	3	0	0	0	1	1	1					
<b>Ted Kubiak, S</b> OBP: 0.343, SLG: 0.200 (1, 6)			F7					6-3		IBB	4	0	0	0	0	0	1					
<b>Mary Patten, R</b> Wayne Connor, R John Morris, R Mike Hestonberger, R John Gelinek, R Bob Meyer, R Bob Locker, S John Hestonberger, R John O'Donoghue, R										IBB	1	0	0	0	0	0	0					
<b>Inning Stats</b>	R: 0 E: 0 K: 1 S: 5	H: 0 LOB: 1 BB: 1 P: 9	R: 0 E: 0 K: 1 S: 5	H: 0 LOB: 0 BB: 0 P: 5	R: 0 E: 0 K: 0 S: 4	H: 1 LOB: 1 BB: 0 P: 4	R: 0 E: 0 K: 1 S: 6	H: 1 LOB: 1 BB: 0 P: 6	R: 2 E: 0 K: 1 S: 7	H: 2 LOB: 1 BB: 1 P: 11	R: 0 E: 0 K: 0 S: 5	H: 0 LOB: 0 BB: 0 P: 5	R: 0 E: 0 K: 0 S: 3	H: 0 LOB: 0 BB: 0 P: 3	R: 0 E: 0 K: 0 S: 5	H: 2 LOB: 1 BB: 1 P: 5	R: 2 E: 0 K: 1 S: 7	H: 2 LOB: 3 BB: 3 P: 19	1B: 5 2B: 1 3B: 0 HR: 2	SF: 0 SAC: 2 DP: 0 HBP: 0	WP: 1 PB: 0 SB: 2 CS: 0	PA: 43
<b>PITCHER</b>	IP	WLS	BF	H	R	ER	SO	BB	IBB	HBP	BLK	WP	HR	S	P	ERA	WHIP					
<b>Joe Coleman, R</b> ERA: 2.08	9.1		37	7	4	4	5	2	0	0	0	0	2	45	53	3.86	0.964					
<b>Darold Knowles, L</b> ERA: 2.61	0.0		2	1	0	0	0	1	0	0	0	0	0	1	5	∞	∞					
<b>Horacio Pina, R</b> ERA: 4.15	0.2	W	4	0	1	1	1	0	2	0	0	1	0	4	12	13.50	0.000					

Milwaukee Brewers @ Washington Senators  
Robert F. Kennedy Memorial Stadium, Washington, DC  
Mon Apr 27 1970, 7:05 PM EDT  
Att: 3,291 - Unknown

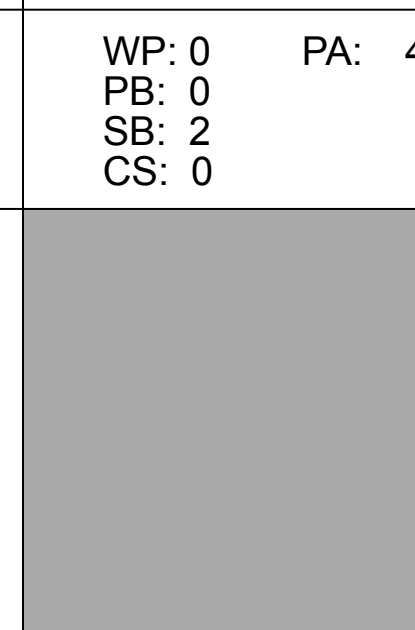
AB	36
R	5
H	8
RBI	4
BB	5
SO	6
LOB	14



Batter	1	2	3	4	5	6	7	8	9	10	AB	R	H	RBI	BB	SO	LOB	BOTTOM						
<b>Ed Brinkman, R</b> OBP: 0.364, SLG: 0.292 (1, 6)	4-3	F8		BB		G6-4-3			6-3	SH	4	0	1	2	1	0	2							
<b>Ed Stroud, L</b> OBP: 0.368, SLG: 0.333 (1, 8)	4-3		2B	4-3		F8			4-3	SH	5	1	1	0	0	0	3							
<b>Frank Howard, R</b> OBP: 0.464, SLG: 0.655 (1, 7)			F7		F2			F5		1B	3	0	0	0	2	0	1							
<b>Mike Epstein, L</b> OBP: 0.354, SLG: 0.516 (1, 3)	K		2B		FC1-6			G3		BB	4	0	2	1	1	1	2							
<b>Lee Mays, L</b> OBP: 0.281, SLG: 0.526 (1, 9)	3-1		F8		FC1-6					1B	3	0	0	0	0	0	3							
<b>Tim Cullen, R</b> OBP: 0.250, SLG: 0.250 (6, 4)					BB					BB	1	0	1	0	0	0	0							
<b>Del Unser, L</b> OBP: 0.220, SLG: 0.273 (9, PH)					BB					1B	0	0	0	0	0	0	0							
<b>Hank Allen, R</b> OBP: 0.300, SLG: 0.167 (9, PH)					1-2					1B	0	0	0	0	1	0	0							
<b>Davey Nelson, R</b> OBP: 0.233, SLG: 0.125 (10, 4)										BB	0	0	0	0	0	0	0							
<b>Aurelio Rodriguez, R</b> OBP: 0.306, SLG: 0.343 (1, 5)		F9		F3		FC6-4			F7		4	0	0	0	1	0	4							
<b>Bernie Allen, L</b> OBP: 0.351, SLG: 0.515 (1, 4)										BB	2	2	2	1	0	0	0							
<b>Rick Reichardt, R</b> OBP: 0.462, SLG: 0.143 (6, 9)		2B		HR				5-3		1B	1	1	0	0	2	0	0							
<b>John Roseboro, L</b> OBP: 0.436, SLG: 0.276 (1, 2)										BB	4	1	2	1	1	1	3							
<b>Joe Coleman, R</b> OBP: 0.250, SLG: 0.333 (1, 1)										1B	4	0	1	0	0	0	2							
<b>Darold Knowles, L</b> (10, 1)										BB	0	0	0	0	0	0	0							
<b>Horacio Pina, R</b> (10, 1)		5-3								1B	0	0	0	0	0	0	0							
<b>Jim French, L</b> OBP: 0.222, SLG: 0.125 (10, PH)										SH	0	1	0	0	1	0	0							
<b>Inning Stats</b>	R: 0 E: 0 K: 1 S: 5	H: 0 LOB: 2 BB: 1 P: 10	R: 1 E: 0 K: 0 S: 5	H: 2 LOB: 1 BB: 0 P: 5	R: 1 E: 0 K: 0 S: 4	H: 2 LOB: 0 BB: 4 P: 4	R: 1 E: 0 K: 0 S: 4	H: 1 LOB: 2 BB: 2 P: 12	R: 0 E: 0 K: 1 S: 5	H: 0 LOB: 3 BB: 3 P: 17	R: 0 E: 0 K: 0 S: 3	H: 1 LOB: 1 BB: 0 P: 3	R: 0 E: 0 K: 0 S: 4	H: 1 LOB: 1 BB: 0 P: 4	R: 0 E: 0 K: 0 S: 3	H: 0 LOB: 0 BB: 0 P: 3	R: 0 E: 0 K: 0 S: 4	H: 1 LOB: 3 BB: 2 P: 12	R: 3 E: 1 K: 0 S: 3	H: 2 LOB: 2 BB: 2 P: 11	1B: 6 2B: 3 3B: 0 HR: 1	SF: 0 SAC: 1 DP: 1 HBP: 1	WP: 0 PB: 0 SB: 2 CS: 0	PA: 47
<b>PITCHER</b>	IP	WLS	BF	H	R	ER	SO	BB	IBB	HBP	BLK	WP	HR	S	P	ERA	WHIP							
<b>Marty Pattin, R</b> ERA: 4.15	4.0		20	5	3	3	1	3	0	0	0	0	0	8	20	6.75	2.000							
<b>John Morris, L</b> ERA: 4.95	2.0		9	1	0	0	1	3	0	0	0	0	0	8	20	0.00	2.000							
<b>John Gelinek, R</b> ERA: 6.08	2.2		11	2	0	0	0	1	0	0	0	0	0	10	14	0.00	1.125							
<b>Bob Meyer, L</b> ERA: 5.79	0.0		1	0	0	0	0	1	0	0	0	0	0	4	∞	∞								
<b>Bob Locker, R</b> ERA: 3.24	0.1	L	5	2	3	2	0	2	0	0	0	0	0	3	11	54.00	12.000							
<b>PITCHER</b>	IP	WLS	BF	H	R	ER	SO	BB	IBB	HBP	BLK	WP	HR	S	P	ERA	WHIP							
<b>John O'Donoghue, L</b> ERA: 2.7	10.1		40	10	0	0	0	0	0	0	0	0	0	1	1	∞	∞							

Milwaukee Brewers @ Washington Senators  
Robert F. Kennedy Memorial Stadium, Washington, DC  
Mon Apr 27 1970, 7:05 PM EDT  
Att: 3,291 - Unknown

AB	35
R	6
H	10
RBI	5
BB	10
SO	2
LOB	20





Batter	1	2	3	4	5	6	7	8	9	AB	R	H	RBI	BB	SO	LOB	TOP								
<b>Tommy Harper, R</b> OBP: 0.350, SLG: 0.380 (1, 4)	K		FC6-4 1B		K	P5		5-3	1-2 2-H 1B	6	0	2	1	0	2	3	<b>Milwaukee Brewers @ Washington Senators</b> Robert F. Kennedy Memorial Stadium, Washington, DC Tue Apr 28 1970, 7:05 PM EDT Att.: 4,415 - Unknown <a href="http://livebaseballscorecards.com">livebaseballscorecards.com</a>								
<b>Ted Savage, R</b> OBP: 0.276, SLG: 0.500 (1, 8)	F9		F8		K	K		6-3	K	6	1	1	1	0	2	7									
<b>Mike Hershberger, R</b> OBP: 0.375, SLG: 0.467 (1, 9)	FC6-4 1B		FC6-4 1-2		BB 1B	K		1-3		5	1	2	0	0	1	5									
<b>Danny Walton, R</b> OBP: 0.413, SLG: 0.690 (1, 7)	FC6-4 1-2			K	BB 1B				K	4	1	1	1	1	2	1									
<b>Jerry McNertney, R</b> OBP: 0.304, SLG: 0.234 (1, 2)		1-6-3		1B	BB 1B				K	4	0	2	1	0	1	0									
<b>Greg Goossen, R</b> OBP: 0.432, SLG: 0.448 (5, PH)	G5-4-3 BB			FC6-4 1B	1-2 2-3 BB			P6	BB S 1B	1	0	1	0	1	0	0									
<b>Mike Hegan, L</b> OBP: 0.282, SLG: 0.188 (5, 3)										2	1	1	0	1	0	1									
<b>Max Alvis, R</b> OBP: 0.197, SLG: 0.158 (5, 1)										3	0	0	0	0	0	6									
<b>Bob Meyer, R</b> OBP: 0.432, SLG: 0.431 (7, PH)	G5-4-3			P6	F5				BB 1B	0	0	0	0	0	0	0									
<b>Steve Hovley, L</b> OBP: 0.432, SLG: 0.431 (7, 1)										1	0	1	0	0	0	0									
<b>John O'Donoghue, R</b> OBP: 0.345, SLG: 0.300 (9, PH)	1-2									0	0	0	0	0	0	0									
<b>Russ Snyder, L</b> OBP: 0.361, SLG: 0.207 (1, 6)				FC6-4 1B				G1-4-3	BB 1B	3	1	1	0	2	0	4									
<b>Ted Kubiak, S</b> OBP: 0.361, SLG: 0.207 (1, 6)				1B	FC6-4 1-2				BB 1B	3	1	1	0	2	0	4									
<b>George Lauzerique, R</b> OBP: 0.250, SLG: 0.625 (5, 5)									1-2 2-H 1B	2	0	0	0	0	0	1									
<b>Rich Rollins, R</b> OBP: 0.412, SLG: 0.385 (5, 5)	P3				4-3				1B	2	0	2	2	1	0	0									
<b>Inning Stats</b>	R: 0 E: 0 K: 1 S: 6	H: 1 LOB: 1 P: 6	R: 0 E: 0 K: 0 S: 2	H: 0 LOB: 0 BB: 1 P: 6	R: 0 E: 0 K: 0 S: 5	H: 2 LOB: 2 BB: 0 P: 5	R: 0 E: 0 K: 1 S: 7	H: 2 LOB: 2 BB: 0 P: 7	R: 2 E: 0 K: 1 S: 8	H: 3 LOB: 3 BB: 2 P: 16	R: 0 E: 0 K: 2 S: 7	H: 0 LOB: 2 BB: 2 P: 15	R: 1 E: 0 K: 0 S: 4	H: 2 LOB: 1 BB: 0 P: 5	R: 0 E: 0 K: 0 S: 4	H: 1 LOB: 1 BB: 0 P: 4	R: 3 E: 0 K: 3 S: 12	H: 3 LOB: 2 BB: 2 P: 20	1B: 11 2B: 1 3B: 0 HR: 2	SF: 0 SAC: 0 DP: 2 HBP: 1	WP: 0 PB: 0 SB: 1 CS: 0	PA: 47			
<b>PITCHER</b>	IP	WLS	BF	H	R	ER	SO	BB	IBB	HBP	BLK	WP	HR	S	P	ERA	WHIP								
<b>Jim Shellenback, L</b> ERA: 6.75 (1, 1)	4.2		23	8	2	2	3	2	0	0	0	0	1	27	35	3.86	2.143								
<b>Dick Such, R</b> ERA: 4.51 (5, 1)	4.0	W	22	5	4	4	4	5	0	1	0	0	1	24	45	9.00	2.500								
<b>Horacio Pina, R</b> ERA: 3.86 (9, 1)	0.1	S	2	1	0	0	1	0	0	0	0	0	0	4	4	0.00	3.000								

Batter	1	2	3	4	5	6	7	8	9	AB	R	H	RBI	BB	SO	LOB	BOTTOM								
<b>Ed Brinkman, R</b> OBP: 0.366, SLG: 0.290 (1, 6)	HR 1B	L8		P4		S 2B BB		E6 FC3-6		4	2	1	0	1	0	3	<b>Milwaukee Brewers @ Washington Senators</b> Robert F. Kennedy Memorial Stadium, Washington, DC Tue Apr 28 1970, 7:05 PM EDT Att.: 4,415 - Unknown <a href="http://livebaseballscorecards.com">livebaseballscorecards.com</a>								
<b>Ed Stroud, L</b> OBP: 0.395, SLG: 0.410 (1, 8)	4-3			HR	S 1B BB	2B BB		FC3-6 S 1B		3	3	1	1	2	0	2									
<b>Frank Howard, R</b> OBP: 0.395, SLG: 0.712 (1, 7)				P6	1B BB			F7		4	2	2	3	1	0	1									
<b>Hank Allen, R</b> OBP: 0.300, SLG: 0.167 (9, 7)	2-H HR				HR BB	1-3 2-H 2B				0	0	0	0	0	0	0									
<b>Mike Epstein, L</b> OBP: 0.372, SLG: 0.485 (1, 3)	F2			F7	K	K		1B BB		4	0	0	0	1	2	4									
<b>Lee Maye, L</b> OBP: 0.400, SLG: 0.537 (1, 9)										3	1	2	1	0	0	0									
<b>Rick Reichardt, R</b> OBP: 0.533, SLG: 0.250 (6, PH) (7, 9)	5-3				HR 1B			1-3 2-H 1B		1	0	1	1	1	0	0									
<b>Aurelio Rodriguez, R</b> OBP: 0.299, SLG: 0.375 (1, 5)				P4	5-3			K		5	1	1	3	0	1	6									
<b>Bernie Allen, L</b> ERA: 4.32 (1, 4)										0	0	0	0	2	0	0									
<b>Tim Cullen, R</b> OBP: 0.200, SLG: 0.200 (5, PH) (6, 4)		G1 BB BB			1-3 BB			4-3		2	0	0	0	0	0	0									
<b>John Roseboro, L</b> OBP: 0.429, SLG: 0.258 (1, 2)										2	0	0	0	1	0	1									
<b>Paul Casanova, R</b> OBP: 0.285, SLG: 0.333 (6, 2)		G1 BB		1-3	B3			B5-6-4 1B		1	0	1	0	0	0	0									
<b>Jim Shellenback, L</b> (1, 1)										2	0	0	0	0	1	3									
<b>Dick Such, L</b> (5, 1)		G1								2	0	0	0	0	1	1									
<b>Horacio Pina, R</b> (9, 1)				K				B5-6-4 1-2		0	0	0	0	0	0	0									
<b>Inning Stats</b>	R: 2 E: 0 K: 0 S: 5	H: 2 LOB: 0 BB: 0 P: 5	R: 0 E: 0 K: 0 S: 3	H: 0 LOB: 2 BB: 2 P: 11	R: 1 E: 0 K: 0 S: 5	H: 2 LOB: 1 BB: 0 P: 5	R: 0 E: 0 K: 1 S: 5	H: 0 LOB: 1 BB: 1 P: 9	R: 4 E: 0 K: 1 S: 7	H: 2 LOB: 0 BB: 2 P: 15	R: 1 E: 0 K: 2 S: 8	H: 1 LOB: 3 BB: 3 P: 20	R: 0 E: 0 K: 0 S: 3	H: 1 LOB: 0 BB: 0 P: 3	R: 1 E: 1 K: 1 S: 7	H: 1 LOB: 2 BB: 1 P: 11	1B: 5 2B: 1 3B: 0 HR: 3	SF: 0 SAC: 0 DP: 1 HBP: 0	WP: 0 PB: 0 SB: 3 CS: 0	PA: 42					
<b>PITCHER</b>	IP	WLS	BF	H	R	ER	SO	BB	IBB	HBP	BLK	WP	HR	S	P	ERA	WHIP								
<b>George Lauzerique, R</b> ERA: 4.32 (1, 1)	4.1	L	24	6	7	7	2	5	0	0	0	0	0	23	43	14.54	2.538								
<b>Bob Meyer, L</b> ERA: 5.68 (5, 1)	1.2		9	1	1	1	2	3	0	0	0	0	0	10	22	5.40	2.400								
<b>John O'Donoghue, L</b> ERA: 2.08 (7, 1)	2.0		9	2	1	0	1	1	0	0	0	0	0	10	14	0.00	1.500								



Batter	1	2	3	4	5	6	7	8	9	AB	R	H	RBI	BB	SO	LOB	TOP					
<b>Tommy Harper, R</b> OBP: 0.345, SLG: 0.373 (1,4)	0-0 4-3		0-0 S 1B		0-0 F8		0-0 FC5-4			4	0	1	0	0	0	3						
<b>Russ Snyder, L</b> OBP: 0.355, SLG: 0.315 (1,8)	0-0 P1		0-0 6-3			0-0 1B		0-0 1B		4	0	2	0	0	0	1						
<b>Steve Hovley, L</b> OBP: 0.410, SLG: 0.406 (1,9)	0-0 G3			0-0 4-3		0-0 F8		0-0 F8		4	0	0	0	0	0	2						
<b>Danny Walton, R</b> OBP: 0.393, SLG: 0.653 (1,7)		0-3 K		0-0 4-3		0-3 K		0-3 K		4	0	0	0	0	3	2						
<b>Mike Hegan, L</b> OBP: 0.302, SLG: 0.200 (1,3)		0-3 K		0-3 K		0-0 FC6-4 1B		4-0 1B		3	0	1	0	1	2	0						
<b>Jerry McNettney, R</b> OBP: 0.300, SLG: 0.235 (1,2)		0-0 FC6-4 1B			0-0 F7	0-0 FC6-4 1B		0-0 P6		4	0	1	0	0	0	4						
<b>Rich Rollins, R</b> OBP: 0.333, SLG: 0.294 (1,5)		0-0 FC6-4 1-2			0-0 P6		0-0 5-3		0-0 4-3	4	0	0	0	0	0	1	AB 34 R 0 H 7 RBI 0 BB 2 SO 6 LOB 14					
<b>Ted Kubiak, S</b> OBP: 0.366, SLG: 0.213 (1,6)			0-0 4-3		4-0 1B BB		0-0 FC5-4 1B		0-0 5-3	3	0	1	0	1	0	0						
<b>Lew Krausse, R</b> OBP: 0.286, SLG: 0.286 (1,1)			0-0 F5		0-0 F8		0-0 F8		0-3 K	2	0	1	0	0	0	0						
<b>John Morris, R</b> (5,1)										0	0	0	0	0	0	0						
<b>Ted Savage, R</b> OBP: 0.263, SLG: 0.474 (7,PH)										1	0	0	0	0	0	1						
<b>Bob Locker, S</b> (7,1)										0	0	0	0	0	0	0						
<b>Wayne Comer, R</b> (9,PH)										1	0	0	0	0	1	0						
<b>Inning Stats</b>	R: 0 E: 0 K: 0 S: 3	H: 0 LOB: 0 BB: 0 P: 3	R: 0 E: 0 K: 2 S: 8	H: 1 LOB: 1 BB: 0 P: 8	R: 0 E: 0 K: 0 S: 4	H: 1 LOB: 1 BB: 0 P: 4	R: 0 E: 0 K: 1 S: 5	H: 0 LOB: 0 BB: 0 P: 5	R: 0 E: 0 K: 0 S: 4	H: 1 LOB: 2 BB: 0 P: 8	R: 0 E: 0 K: 1 S: 7	H: 2 LOB: 2 BB: 0 P: 7	R: 0 E: 0 K: 0 S: 4	H: 1 LOB: 1 BB: 0 P: 4	R: 0 E: 0 K: 1 S: 6	H: 1 LOB: 2 BB: 1 P: 10	R: 0 E: 0 K: 1 S: 5	H: 0 LOB: 0 BB: 0 P: 5	1B: 7 2B: 0 3B: 0 HR: 0	SF: 0 SAC: 0 DP: 0 HBP: 0	WP: 0 PB: 0 SB: 1 CS: 0	PA: 36
<b>PITCHER</b> <b>Dick Bosman, R</b> ERA: 4.01 (1,1)	IP 9.0 WLS W BF 36 H 7 R 0 ER 0 SO 6 BB 2 IBB 0 HBP 0 BLK 0 WP 0 HR 0 S 46 P 54 ERA 0.00 WHIP 1.000															<b>PITCHER</b>						

Milwaukee Brewers @ Washington Senators  
Robert F. Kennedy Memorial Stadium, Washington, DC  
Wed Apr 29 1970, 7:05 PM EDT  
Att. 4,452 - Unknown

AB 34  
R 0  
H 7  
RBI 0  
BB 2  
SO 6  
LOB 14



Batter	1	2	3	4	5	6	7	8	9	AB	R	H	RBI	BB	SO	LOB	BOTTOM			
<b>Ed Brinkman, R</b> OBP: 0.349, SLG: 0.274 (1,6)	0-0 5-3	0-0 6-3		0-0 P4		0-0 L4				4	0	0	0	0	0	4				
<b>Ed Stroud, L</b> OBP: 0.426, SLG: 0.488 (1,8)	0-0 3-1 S 1B		0-0 1B 3B		0-0 HR 1B		0-0 4-3			4	2	3	0	0	0	1				
<b>Frank Howard, R</b> OBP: 0.474, SLG: 0.742 (1,7)	4-0 3-1 BB		0-0 F2		0-0 HR		0-0 F9			3	1	1	2	1	0	1				
<b>Mike Epstein, L</b> OBP: 0.378, SLG: 0.478 (1,3)	0-0 3-1		0-3 K		0-0 FC3-6 BB 1B		1-0 CS HBP			3	0	1	0	0	1	3				
<b>Lee Maye, L</b> OBP: 0.390, SLG: 0.535 (1,9)	0-0 F9		0-0 CS 1B		4-0 FC3-6 BB		4-0 BB			2	0	1	1	1	0	2				
<b>Tim Cullen, R</b> OBP: 0.273, SLG: 0.200 (6,4)					1-2 BB		1-2 BB			0	0	0	0	1	0	0				
<b>Aurelio Rodriguez, R</b> OBP: 0.296, SLG: 0.408 (1,5)		0-0 5-3	0-0 CS		0-0 HR		0-0 FC3-6 G6-4-3		0-3 K	4	1	1	1	0	1	3				
<b>Bernie Allen, L</b> OBP: 0.417, SLG: 0.514 (1,4)		0-0 1B		0-0 3-1		0-0 G6-4-3		0-0 CS 3B		2	0	1	0	0	0	0	AB 32 R 4 H 11 RBI 4 BB 3 SO 4 LOB 21			
<b>Rick Reichardt, R</b> OBP: 0.529, SLG: 0.500 (6,PH) (6,9)		0-0 1B		0-0 3-1		0-0 G6-4-3		0-0 CS 3B		2	0	1	0	0	0	2				
<b>John Roseboro, L</b> OBP: 0.432, SLG: 0.303 (1,2)		0-0 P6		0-0 2B		0-0 E6		0-0 5-3		2	0	0	0	0	0	1				
<b>Paul Casanova, R</b> OBP: 0.236, SLG: 0.300 (6,2)										2	0	0	0	0	0	1				
<b>Dick Bosman, R</b> OBP: 0.167, SLG: 0.167 (1,1)		0-0 1B		0-3 K		0-0 F8		0-3 K		4	0	1	0	0	2	3				
<b>Inning Stats</b>	R: 0 E: 0 K: 0 S: 4	H: 1 LOB: 2 BB: 1 P: 8	R: 0 E: 0 K: 0 S: 5	H: 2 LOB: 0 BB: 0 P: 5	R: 1 E: 0 K: 1 S: 6	H: 2 LOB: 0 BB: 0 P: 6	R: 1 E: 0 K: 1 S: 7	H: 2 LOB: 1 BB: 0 P: 7	R: 2 E: 0 K: 0 S: 5	H: 3 LOB: 1 BB: 1 P: 9	R: 0 E: 2 K: 0 S: 4	H: 0 LOB: 1 BB: 0 P: 4	R: 0 E: 0 K: 1 S: 4	H: 0 LOB: 1 BB: 1 P: 9	R: 0 E: 0 K: 1 S: 5	H: 1 LOB: 0 BB: 0 P: 5	1B: 6 2B: 1 3B: 2 HR: 2	SF: 0 SAC: 0 DP: 1 HBP: 1	WP: 0 PB: 0 SB: 1 CS: 3	PA: 37
<b>PITCHER</b> <b>Lew Krausse, R</b> ERA: 6.84 (1,1)	IP 4.1 WLS L BF 24 H 10 R 4 ER 4 SO 2 BB 2 IBB 0 HBP 0 BLK 0 WP 0 HR 2 S 26 P 34 ERA 8.31 WHIP 2.769															<b>PITCHER</b>				
<b>John Morris, L</b> ERA: 3.97 (5,1)	1.2 5 0 0 0 0 0 0 0 0 0 0 5 5 0.00 0.000																			
<b>Bob Locker, R</b> ERA: 2.61 (7,1)	2.0 7 1 0 0 0 2 1 0 1 0 0 9 14 0.00 1.000																			

Milwaukee Brewers @ Washington Senators  
Robert F. Kennedy Memorial Stadium, Washington, DC  
Wed Apr 29 1970, 7:05 PM EDT  
Att. 4,452 - Unknown

AB 32  
R 4  
H 11  
RBI 4  
BB 3  
SO 4  
LOB 21





Batter	1	2	3	4	5	6	7	8	9	AB	R	H	RBI	BB	SO	LOB	TOP								
<b>Tommy Harper, R</b> (1,4) OBP: 0.337, SLG: 0.363										5	0	1	0	0	2	3	<b>Milwaukee Brewers @ Washington Senators</b> Robert F. Kennedy Memorial Stadium, Washington, DC Thu Apr 30 1970, 7:05 PM EDT Att: 7,575 - Unknown								
<b>Ted Savage, R</b> (1,8) OBP: 0.304, SLG: 0.478										4	0	2	0	0	0	2									
<b>Mike Hershberger, R</b> (1,9) OBP: 0.350, SLG: 0.389										3	0	0	0	1	0	3									
<b>Danny Walton, R</b> (1,7) OBP: 0.386, SLG: 0.628										3	0	0	0	1	0	3									
<b>Jerry McNertney, R</b> (1,2) OBP: 0.313, SLG: 0.273										4	2	2	0	0	0	3									
<b>Greg Goossen, R</b> (1,3) OBP: 0.483, SLG: 0.500										3	0	2	1	1	1	0									
<b>Rich Rollins, R</b> (1,5) OBP: 0.320, SLG: 0.286										4	0	1	1	0	0	2									
<b>Ted Kubiak, S</b> (1,6) OBP: 0.363, SLG: 0.215										4	0	1	0	0	0	3									
<b>Bobby Bolin, R</b> (1,1)										1	0	0	0	0	0	0									
<b>Bob Meyer, R</b> (3,1)										1	0	0	0	0	0	1									
<b>Wayne Comer, R</b> (7,PH)										1	0	0	0	0	0	2									
<b>John O'Donoghue, R</b> (7,1)										0	0	0	0	0	0	0									
<b>Max Alvis, R</b> (9,PH)										1	0	0	0	0	0	2									
<b>Inning Stats</b>	R: 0 E: 0 K: 1 S: 6	H: 1 LOB: 2 BB: 1 P: 10	R: 0 E: 0 K: 1 S: 5	H: 0 LOB: 0 BB: 0 P: 5	R: 0 E: 1 K: 0 S: 3	H: 0 LOB: 0 BB: 0 P: 3	R: 0 E: 0 K: 0 S: 2	H: 0 LOB: 0 BB: 1 P: 6	R: 0 E: 0 K: 0 S: 4	H: 1 LOB: 1 BB: 0 P: 4	R: 0 E: 0 K: 0 S: 4	H: 1 LOB: 1 BB: 0 P: 4	R: 1 E: 0 K: 0 S: 4	H: 2 LOB: 1 BB: 1 P: 8	R: 0 E: 0 K: 0 S: 4	H: 1 LOB: 1 BB: 0 P: 4	R: 1 E: 0 K: 1 S: 8	H: 3 LOB: 2 BB: 0 P: 8	1B: 7 2B: 2 3B: 0 HR: 0	SF: 0 SAC: 0 DP: 2 HBP: 0	WP: 0 PB: 0 SB: 0 CS: 1	PA: 37			
<b>PITCHER</b> <b>George Brunet, L</b> (1,1) ERA: 6.23	IP: 9.0 WLS: W BF: 37 H: 9 R: 2 ER: 2 SO: 3	BB: 3 IBB: 0 HBP: 0 BLK: 0	WP: 0 HR: 0 S: 40 P: 52	ERA: 2.00 WHIP: 1.333											ERA: 2.00 WHIP: 1.333										

Batter	1	2	3	4	5	6	7	8	9	AB	R	H	RBI	BB	SO	LOB	BOTTOM								
<b>Ed Brinkman, R</b> (1,6) OBP: 0.374, SLG: 0.329										3	2	2	1	1	0	0	<b>Milwaukee Brewers @ Washington Senators</b> Robert F. Kennedy Memorial Stadium, Washington, DC Thu Apr 30 1970, 7:05 PM EDT Att: 7,575 - Unknown								
<b>Tim Cullen, R</b> (6,6) OBP: 0.250, SLG: 0.182										1	0	0	0	0	0	1									
<b>Ed Stroud, L</b> (1,8) OBP: 0.423, SLG: 0.479										5	2	2	1	0	1	2									
<b>Frank Howard, R</b> (1,7) OBP: 0.506, SLG: 0.800										3	2	3	4	2	0	0									
<b>Mike Epstein, L</b> (1,3) OBP: 0.391, SLG: 0.493										4	2	2	1	1	2	4									
<b>Lee Maye, L</b> (1,9) OBP: 0.392, SLG: 0.500										3	0	0	0	0	2	3									
<b>Hank Allen, R</b> (6,9) OBP: 0.344, SLG: 0.308										2	0	2	1	0	0	0									
<b>Aurelio Rodriguez, R</b> (1,5) OBP: 0.291, SLG: 0.395										5	1	1	0	0	0	2									
<b>Bernie Allen, L</b> (1,4) OBP: 0.386, SLG: 0.579										3	1	1	3	0	0	0									
<b>Davey Nelson, R</b> (6,4) OBP: 0.219, SLG: 0.115										2	0	0	0	0	0	1									
<b>Jim French, L</b> (1,2) OBP: 0.357, SLG: 0.250										4	1	2	0	1	0	1									
<b>George Brunet, R</b> (1,1) OBP: 0.286, SLG: 0.286										4	1	1	0	0	1	2									
<b>Inning Stats</b>	R: 0 E: 0 K: 1 S: 5	H: 0 LOB: 2 BB: 2 P: 13	R: 0 E: 0 K: 1 S: 5	H: 0 LOB: 1 BB: 1 P: 9	R: 7 E: 0 K: 1 S: 13	H: 8 LOB: 3 BB: 1 P: 18	R: 0 E: 0 K: 1 S: 5	H: 0 LOB: 0 BB: 0 P: 5	R: 2 E: 0 K: 2 S: 10	H: 3 LOB: 1 BB: 0 P: 10	R: 0 E: 0 K: 0 S: 4	H: 1 LOB: 1 BB: 0 P: 4	R: 3 E: 1 K: 0 S: 6	H: 3 LOB: 1 BB: 1 P: 10	R: 0 E: 0 K: 0 S: 4	H: 1 LOB: 1 BB: 0 P: 4	1B: 9 2B: 4 3B: 1 HR: 2	SF: 0 SAC: 1 DP: 0 HBP: 1	WP: 0 PB: 0 SB: 0 CS: 0	PA: 46					
<b>PITCHER</b> <b>Bobby Bolin, R</b> (1,1) ERA: 7.11	IP: 2.1 WLS: L BF: 16 H: 5 R: 6 ER: 6 SO: 2	BB: 3 IBB: 0 HBP: 1 BLK: 0	WP: 0 HR: 0 S: 16 P: 29	ERA: 23.14 WHIP: 3.429											ERA: 23.14 WHIP: 3.429										
<b>Bob Meyer, L</b> (3,1) ERA: 6.3	IP: 3.2 WLS: L BF: 19 H: 7 R: 3 ER: 3 SO: 4	BB: 1 IBB: 0 HBP: 0 BLK: 0	WP: 0 HR: 0 S: 26 P: 30	ERA: 7.36 WHIP: 2.182											ERA: 7.36 WHIP: 2.182										
<b>John O'Donoghue, L</b> (7,1) ERA: 4.22	IP: 2.0 WLS: L BF: 11 H: 4 R: 3 ER: 3 SO: 0	BB: 1 IBB: 0 HBP: 0 BLK: 0	WP: 0 HR: 0 S: 10 P: 14	ERA: 13.50 WHIP: 2.500											ERA: 13.50 WHIP: 2.500										



Batter	1	2	3	4	5	6	7	8	9	AB	R	H	RBI	BB	SO	LOB	TOP					
<b>Bert Campaneris, R</b> OBP: 0.229, SLG: 0.289 (1, 6)	6-3		L8		F7	SF8		K	K	5	0	0	1	0	2	4	<b>Oakland Athletics @ Washington Senators</b> Robert F. Kennedy Memorial Stadium, Washington, DC Fri May 01 1970, 7:05 PM EDT Att: 11,014 - Unknown					
<b>Joe Rudi, R</b> OBP: 0.438, SLG: 0.733 <b>Jose Tartabull, L</b> OBP: 0.333, SLG: 0.667 (1, 7) (8, 8)	1B		6-3		2B	BB		1B	2B	4	0	3	1	1	0	0						
<b>Rick Monday, L</b> OBP: 0.416, SLG: 0.526 <b>Frank Fernandez, R</b> OBP: 0.407, SLG: 0.500 (1, 8) (8, 2)	K			1B	6-3	6-3		1B		5	1	2	0	0	1	3						
<b>Sal Bando, R</b> OBP: 0.250, SLG: 0.286 (1, 5)	4-3			K	5-3			K		5	0	0	0	0	2	5						
<b>Felipe Alou, R</b> OBP: 0.337, SLG: 0.379 (1, 9) (8, 7)		5-3		1B	HR	1B		2B	BB	4	3	3	1	1	0	0						
<b>Don Mincher, L</b> OBP: 0.338, SLG: 0.609 (1, 3)	4-3			1B	HR	1B		2B	BB	5	3	2	0	0	1	2						
<b>Dave Duncan, R</b> OBP: 0.275, SLG: 0.429 <b>Reggie Jackson, L</b> OBP: 0.289, SLG: 0.333 (1, 2) (8, 9)	2B			P4		SH5-4		K	2B	3	0	1	0	0	0	3						
<b>Dick Green, R</b> OBP: 0.321, SLG: 0.329 (1, 4)	5-3			HR		3B		2B	BB	3	4	2	3	2	0	1						
<b>Catfish Hunter, R</b> OBP: 0.250, SLG: 0.333 <b>Mudcat Grant, R</b> (1, 1) (6, 1)			F8	4-3		3B		SH1-4	BB	3	1	1	3	0	0	0						
<b>Inning Stats</b>	R: 0 E: 0 K: 1 S: 6	H: 1 LOB: 1 BB: 0 P: 6	R: 0 E: 0 K: 0 S: 4	H: 1 LOB: 1 BB: 0 P: 4	R: 0 E: 0 K: 0 S: 3	H: 0 LOB: 0 BB: 0 P: 3	R: 4 E: 0 K: 1 S: 9	H: 4 LOB: 0 BB: 0 P: 9	R: 0 E: 0 K: 0 S: 4	H: 1 LOB: 1 BB: 0 P: 4	R: 0 E: 0 K: 1 S: 6	H: 1 LOB: 1 BB: 0 P: 4	R: 1 E: 0 K: 2 S: 10	H: 3 LOB: 2 BB: 0 P: 10	R: 3 E: 0 K: 2 S: 8	H: 2 LOB: 2 BB: 3 P: 20		1B: 7 2B: 6 3B: 1 HR: 1	SF: 1 SAC: 2 DP: 0 HBP: 0	WP: 0 PB: 0 SB: 1 CS: 0	PA: 47	
<b>PITCHER</b>	IP	WLS	BF	H	R	ER	SO	BB	IBB	HBP	BLK	WP	HR	S	P	ERA	WHIP					
<b>Casey Cox, R</b> ERA: 4.81 (1, 1)	5.1	L	27	9	8	6	2	0	1	0	0	0	0	1	30	34	10.12	1.688				
<b>Dick Such, R</b> ERA: 4.4 (6, 1)	0.2		3	0	0	0	0	1	0	0	0	0	0	2	6	0.00	1.500					
<b>Jim Hannan, R</b> ERA: 4.5 (7, 1)	2.0		10	4	1	1	3	0	0	0	0	0	0	16	16	4.50	2.000					
<b>Joe Grzenda, L</b> ERA: 3.27 (9, 1)	1.0		7	2	3	3	2	2	1	0	0	0	0	8	20	27.00	4.000					

AB 39  
R 12  
H 15  
RBI 12  
BB 5  
SO 7  
LOB 20



Batter	1	2	3	4	5	6	7	8	9	AB	R	H	RBI	BB	SO	LOB	BOTTOM					
<b>Ed Brinkman, R</b> OBP: 0.396, SLG: 0.350 (1, 6)	6-3		BB		E5	1B			BB	4	1	3	0	1	0	0	<b>Oakland Athletics @ Washington Senators</b> Robert F. Kennedy Memorial Stadium, Washington, DC Fri May 01 1970, 7:05 PM EDT Att: 11,014 - Unknown					
<b>Ed Stroud, L</b> OBP: 0.404, SLG: 0.453 (1, 8)	K		L7		1B	4-3		G6-4-3	1B	5	0	1	1	0	1	5						
<b>Frank Howard, R</b> OBP: 0.477, SLG: 0.743 (1, 7)	P4			E4	5-3			K	4-3	5	1	0	0	0	1	1						
<b>Mike Epstein, L</b> OBP: 0.385, SLG: 0.494 (1, 3)		K		1B	1B	K		L8		4	1	1	0	0	2	1						
<b>Lee Maye, L</b> OBP: 0.400, SLG: 0.560 (1, 9)		3-1		G3	1B	6-3		HR		4	1	2	2	0	0	1						
<b>Aurelio Rodriguez, R</b> OBP: 0.300, SLG: 0.435 (1, 5)	P3			G3	1B			6-3		4	1	2	2	0	0	0						
<b>Bernie Allen, L</b> OBP: 0.375, SLG: 0.537 (1, 4)			SH3-4	BB	G3	F3		F7		3	0	0	0	1	0	2						
<b>John Roseboro, L</b> OBP: 0.417, SLG: 0.278 <b>Joe Grzenda, R</b> (1, 2) (9, 1)			K		F7	1B		F7		3	0	0	0	1	1	3						
<b>Casey Cox, R</b> OBP: 0.154, SLG: 0.154 <b>Dick Such, L</b> OBP: 0.314, SLG: 0.267 <b>Del Unser, L</b> OBP: 0.314, SLG: 0.267 <b>Jim Hannan, R</b> OBP: 0.333, SLG: 0.231 (1, 1) (8, 1) (7, 1) (8, 1) (9, 2)			SH3-4		K	BB		3-1		1	0	0	0	0	1	2						
<b>Inning Stats</b>	R: 0 E: 0 K: 1 S: 5	H: 0 LOB: 0 BB: 0 P: 5	R: 0 E: 0 K: 1 S: 5	H: 0 LOB: 0 BB: 0 P: 5	R: 0 E: 0 K: 1 S: 5	H: 0 LOB: 2 BB: 2 P: 13	R: 2 E: 1 K: 1 S: 9	H: 3 LOB: 2 BB: 0 P: 9	R: 1 E: 1 K: 1 S: 7	H: 2 LOB: 1 BB: 0 P: 7	R: 1 E: 0 K: 1 S: 7	H: 2 LOB: 2 BB: 1 P: 11	R: 1 E: 0 K: 0 S: 6	H: 1 LOB: 0 BB: 0 P: 6	R: 0 E: 0 K: 0 S: 3	H: 0 LOB: 0 BB: 0 P: 3		R: 0 E: 0 K: 0 S: 3	H: 1 LOB: 0 BB: 0 P: 3	1B: 6 2B: 1 3B: 0 HR: 2	SF: 0 SAC: 1 DP: 1 HBP: 0	WP: 0 PB: 0 SB: 0 CS: 0
<b>PITCHER</b>	IP	WLS	BF	H	R	ER	SO	BB	IBB	HBP	BLK	WP	HR	S	P	ERA	WHIP					
<b>Catfish Hunter, R</b> ERA: 2.03 (1, 1)	5.1	W	26	6	4	2	5	3	0	0	0	0	0	1	33	45	3.38	1.688				
<b>Mudcat Grant, R</b> ERA: 0.79 (6, 1)	3.2	S	13	3	1	1	2	0	0	0	0	0	0	1	17	17	2.46	0.818				

AB 35  
R 5  
H 9  
RBI 5  
BB 3  
SO 7  
LOB 16






Batter	1	2	3	4	5	6	7	8	9	AB	R	H	RBI	BB	SO	LOB	TOP				
<b>Bert Campaneris, R</b> (1, 6) OBP: 0.212, SLG: 0.265										4	0	0	0	0	1	0	<b>Oakland Athletics @ Washington Senators</b> Robert F. Kennedy Memorial Stadium, Washington, DC Sat May 02 1970, 3:33 AM EDT Att: 5,977 - Unknown <a href="http://livebaseballscorecards.com">livebaseballscorecards.com</a>				
<b>Jose Tartabull, L</b> (1, 8) OBP: 0.429, SLG: 0.714										4	2	2	0	0	0	0					
<b>Reggie Jackson, L</b> (1, 9) OBP: 0.310, SLG: 0.380										2	2	1	1	2	0	1					
<b>Sal Bando, R</b> (1, 5) OBP: 0.288, SLG: 0.378										3	2	2	2	1	0	1					
<b>Felipe Alou, R</b> (1, 7) OBP: 0.333, SLG: 0.378										3	0	1	2	0	0	1					
<b>Don Mincher, L</b> (1, 3) OBP: 0.321, SLG: 0.582										3	0	0	1	0	0	1					
<b>Frank Fernandez, R</b> (1, 2) OBP: 0.387, SLG: 0.435										3	0	0	0	1	1	1					
<b>Dick Green, R</b> (1, 4) OBP: 0.307, SLG: 0.312										4	0	0	0	0	1	2					
<b>Al Downing, R</b> (1, 1) OBP: 0.200, SLG: 0.200										3	0	0	0	0	3	0					
<b>Diego Segui, R</b> (7, 1)										0	0	0	0	0	0	0					
<b>Inning Stats</b>	R: 3 E: 0 K: 2 S: 10	H: 3 LOB: 1 BB: 1 P: 14	R: 0 E: 0 K: 1 S: 5	H: 0 LOB: 0 BB: 0 P: 5	R: 1 E: 1 K: 0 S: 5	H: 1 LOB: 1 BB: 0 P: 5	R: 0 E: 0 K: 1 S: 4	H: 0 LOB: 0 BB: 1 P: 8	R: 2 E: 0 K: 0 S: 5	H: 2 LOB: 0 BB: 0 P: 5	R: 0 E: 0 K: 1 S: 5	H: 0 LOB: 0 BB: 0 P: 5	R: 0 E: 0 K: 0 S: 1	H: 0 LOB: 0 BB: 2 P: 9	R: 0 E: 1 K: 0 S: 3	H: 0 LOB: 0 BB: 0 P: 3	1B: 3 2B: 2 3B: 0 HR: 2	SF: 2 SAC: 0 DP: 3 HBP: 0	WP: 0 PB: 0 SB: 0 CS: 1	PA: 35	
<b>PITCHER</b>	IP	WLS	BF	H	R	ER	SO	BB	IBB	HBP	BLK	WP	HR	S	P	ERA	WHIP				
<b>Joe Coleman, R</b> (1, 1) ERA: 2.88	6.0	L	26	6	6	5	5	2	0	0	0	0	2	34	42	7.50	1.333				
<b>Jim Hannan, R</b> (7, 1) ERA: 2.25	2.0		6	0	0	0	1	2	0	0	0	0	0	6	14	0.00	1.000				
<b>Joe Grzenda, L</b> (9, 1) ERA: 3.0	1.0		3	0	0	0	0	0	0	0	0	0	0	3	3	0.00	0.000				


Batter	1	2	3	4	5	6	7	8	9	AB	R	H	RBI	BB	SO	LOB	BOTTOM				
<b>Ed Brinkman, R</b> (1, 6) OBP: 0.386, SLG: 0.333										4	1	0	0	1	1	2	<b>Oakland Athletics @ Washington Senators</b> Robert F. Kennedy Memorial Stadium, Washington, DC Sat May 02 1970, 3:33 AM EDT Att: 5,977 - Unknown <a href="http://livebaseballscorecards.com">livebaseballscorecards.com</a>				
<b>Hank Allen, R</b> (1, 8) OBP: 0.333, SLG: 0.300										4	1	1	0	0	0	1					
<b>Ed Stroud, L</b> (9, PH) OBP: 0.414, SLG: 0.463										1	0	1	0	0	0	0					
<b>Frank Howard, R</b> (1, 7) OBP: 0.484, SLG: 0.767										3	1	1	1	2	1	1					
<b>Rick Reichardt, R</b> (1, 9) OBP: 0.545, SLG: 0.462										3	0	1	0	1	0	3					
<b>Aurelio Rodriguez, R</b> (1, 5) OBP: 0.319, SLG: 0.443										3	0	2	1	1	0	1					
<b>Mike Epstein, L</b> (1, 3) OBP: 0.388, SLG: 0.469										4	0	0	0	0	3	7					
<b>Tim Cullen, R</b> (1, 4) OBP: 0.287, SLG: 0.154										2	0	0	0	1	0	3					
<b>Del Unser, L</b> (9, PH) OBP: 0.308, SLG: 0.261										1	0	0	0	0	0	0					
<b>Joe Grzenda, R</b> (9, 1) ERA: 3.3										0	0	0	0	0	0	0					
<b>Paul Casanova, R</b> (1, 2) OBP: 0.208, SLG: 0.261										3	0	0	0	0	0	3					
<b>Bernie Allen, L</b> (9, PH) OBP: 0.367, SLG: 0.524										1	0	0	0	0	0	0					
<b>Joe Coleman, R</b> (1, 1) OBP: 0.286, SLG: 0.308										1	0	0	0	1	0	3					
<b>Davey Nelson, R</b> (6, PH) OBP: 0.242, SLG: 0.148										1	0	1	0	0	0	0					
<b>Jim Hannan, R</b> (7, 1)										0	0	0	0	0	0	0					
<b>Jim French, L</b> (9, PH) OBP: 0.313, SLG: 0.214										1	0	0	0	0	0	0					
<b>Inning Stats</b>	R: 0 E: 0 K: 0 S: 3	H: 0 LOB: 0 BB: 0 P: 3	R: 0 E: 0 K: 1 S: 5	H: 0 LOB: 2 BB: 2 P: 14	R: 2 E: 0 K: 1 S: 6	H: 2 LOB: 1 BB: 2 P: 14	R: 0 E: 0 K: 1 S: 5	H: 0 LOB: 1 BB: 1 P: 9	R: 0 E: 0 K: 0 S: 4	H: 1 LOB: 3 BB: 0 P: 4	R: 1 E: 0 K: 0 S: 4	H: 2 LOB: 0 BB: 0 P: 4	R: 0 E: 0 K: 0 S: 3	H: 0 LOB: 0 BB: 0 P: 3	R: 0 E: 0 K: 1 S: 6	H: 1 LOB: 1 BB: 0 P: 6	1B: 6 2B: 0 3B: 0 HR: 1	SF: 0 SAC: 0 DP: 2 HBP: 1	WP: 0 PB: 1 SB: 0 CS: 0	PA: 40	
<b>PITCHER</b>	IP	WLS	BF	H	R	ER	SO	BB	IBB	HBP	BLK	WP	HR	S	P	ERA	WHIP				
<b>Al Downing, L</b> (1, 1) ERA: 3.3	6.0		30	5	3	3	4	7	0	0	0	0	1	30	59	4.50	2.000				
<b>Diego Segui, R</b> (7, 1) ERA: 3.45	3.0	S	10	2	0	0	1	0	0	0	0	0	0	12	12	0.00	0.667				









Batter	1	2	3	4	5	6	7	8	9	AB	R	H	RBI	BB	SO	LOB	TOP							
<b>Bert Campaneris, R</b> OBP: 0.230, SLG: 0.263 (1, 6)	G3		6-3			6-3	E7		E	4	0	1	1	1	0	0	<b>Oakland Athletics @ Washington Senators</b> Robert F. Kennedy Memorial Stadium, Washington, DC Sun May 03 1970, 3:38 AM EDT Att: 21,617 - Unknown 							
<b>Dick Green, R</b> OBP: 0.292, SLG: 0.306 (1, 4)	4-3			K			4-3		E5	5	1	1	0	0	1	4								
<b>Felipe Alou, R</b> OBP: 0.343, SLG: 0.414 (1, 9)	P6			2B					F3	5	1	3	1	0	0	2								
<b>Reggie Jackson, L</b> OBP: 0.337, SLG: 0.468 (1, 8)		SF7		L6-4					F8	3	1	2	1	1	0	1								
<b>Sal Bando, R</b> OBP: 0.300, SLG: 0.380 (1, 5)	SF7			L6-4			FC6-4		FC6-4	2	0	0	1	1	0	3								
<b>Frank Fernandez, R</b> OBP: 0.385, SLG: 0.379 (1, 7)	F9								FC6-4	4	0	1	0	0	1	2								
<b>Don Mincher, L</b> OBP: 0.302, SLG: 0.547 (1, 3)							G4-6-3		K	4	0	0	0	0	2	3								
<b>Larry Haney, R</b> (1, 2)				6-3					4-3	2	1	0	0	1	1	0								
<b>Bob Johnson, R</b> OBP: 0.250, SLG: 0.303 (9, PH)									4-3	1	0	0	0	0	0	0								
<b>Chuck Dobson, R</b> OBP: 0.115, SLG: 0.222 (1, 1)									4-3	0	0	0	0	0	0	0								
<b>Paul Lindblad, L</b> OBP: 0.152, SLG: 0.154 (7, PH)										1	0	0	0	0	1	0								
<b>Mudcat Grant, R</b> ERA: 6.83 (4, 1)										1	0	0	0	0	0	0								
<b>Tito Francona, L</b> OBP: 0.152, SLG: 0.154 (7, PH)										0	0	0	0	0	0	0								
<b>Blue Moon Osborn, R</b> OBP: 0.152, SLG: 0.154 (7, PH)										0	0	0	0	0	0	0								
<b>Diego Segui, R</b> OBP: 0.285, SLG: 0.276 (9, PH)										1	0	0	0	0	0	0								
<b>Inning Stats</b>	R: 0 E: 0 K: 0 S: 3	H: 0 LOB: 0 BB: 0 P: 3	R: 1 E: 0 K: 1 S: 6	H: 1 LOB: 0 BB: 0 P: 6	R: 0 E: 0 K: 1 S: 5	H: 0 LOB: 0 BB: 0 P: 5	R: 1 E: 0 K: 1 S: 6	H: 2 LOB: 0 BB: 0 P: 6	R: 0 E: 0 K: 2 S: 7	H: 0 LOB: 0 BB: 0 P: 7	R: 1 E: 0 K: 0 S: 5	H: 2 LOB: 2 BB: 1 P: 9	R: 1 E: 1 K: 0 S: 4	H: 2 LOB: 3 BB: 2 P: 12	R: 0 E: 0 K: 1 S: 6	H: 1 LOB: 2 BB: 1 P: 10	R: 0 E: 1 K: 0 S: 4	H: 0 LOB: 2 BB: 1 P: 8	1B: 3 2B: 5 3B: 1 HR: 0	SF: 1 SAC: 0 DP: 2 HBP: 0	WP: 0 PB: 0 SB: 0 CS: 0	PA: 39		
<b>PITCHER</b>	IP	WLS	BF	H	R	ER	SO	BB	IBB	HBP	BLK	WP	HR	S	P	ERA	WHIP							
<b>Jim Shellenback, L</b> ERA: 5.93 (1, 1)	5.2		22	5	3	3	5	1	0	0	0	0	0	31	35	4.76	1.059							
<b>Horacio Pina, R</b> ERA: 4.5 (6, 1)	1.1	W	8	3	1	1	0	2	0	0	0	0	0	6	14	6.75	3.750							
<b>Darold Knowles, L</b> ERA: 1.8 (8, 1)	2.0	S	9	0	0	0	1	2	0	0	0	0	0	9	17	0.00	1.000							

Batter	1	2	3	4	5	6	7	8	9	AB	R	H	RBI	BB	SO	LOB	BOTTOM							
<b>Ed Brinkman, R</b> OBP: 0.370, SLG: 0.319 (1, 6)	HR	P3		4-3			L3			4	1	1	0	0	0	1	<b>Oakland Athletics @ Washington Senators</b> Robert F. Kennedy Memorial Stadium, Washington, DC Sun May 03 1970, 3:38 AM EDT Att: 21,617 - Unknown 							
<b>Ed Stroud, L</b> OBP: 0.409, SLG: 0.500 (1, 8)	HR	F7					K			4	1	2	2	0	1	0								
<b>Frank Howard, R</b> OBP: 0.465, SLG: 0.709 (1, 7)										3	1	0	0	1	1	2								
<b>Hank Allen, R</b> OBP: 0.333, SLG: 0.300 (9, 7)	5-3	5-3					HR			0	0	0	0	0	0	0								
<b>Mike Epstein, L</b> OBP: 0.359, SLG: 0.483 (1, 3)	K			L3			HR			4	1	1	2	0	1	0								
<b>Rick Reichardt, R</b> OBP: 0.481, SLG: 0.389 (1, 9)	BB	F7					4-3			4	1	1	0	0	0	0								
<b>Bernie Allen, L</b> OBP: 0.375, SLG: 0.510 (1, 4)	BB									4	0	2	0	0	1	0								
<b>Davey Nelson, R</b> OBP: 0.242, SLG: 0.148 (8, FR)	BB									0	0	0	0	0	0	0								
<b>Tim Cullen, R</b> OBP: 0.287, SLG: 0.154 (9, 4)	BB									0	0	0	0	0	0	0								
<b>Aurelio Rodriguez, R</b> OBP: 0.314, SLG: 0.415 (1, 5)	BB									2	0	0	0	2	0	1								
<b>Jim French, L</b> OBP: 0.350, SLG: 0.188 (1, 2)	BB									2	1	0	1	2	0	2								
<b>Jim Shellenback, L</b> OBP: 0.250, SLG: 0.500 (1, 1)										2	0	1	1	0	1	3								
<b>Horacio Pina, R</b> ERA: 3.0 (6, 1)										1	0	0	0	0	1	0								
<b>Darold Knowles, L</b> ERA: 4.08 (8, 1)										1	0	0	0	0	0	2								
<b>Inning Stats</b>	R: 3 E: 0 K: 2 S: 11	H: 4 LOB: 3 BB: 2 P: 19	R: 0 E: 0 K: 0 S: 3	H: 0 LOB: 0 BB: 0 P: 3	R: 0 E: 0 K: 1 S: 5	H: 0 LOB: 0 BB: 0 P: 5	R: 1 E: 0 K: 1 S: 7	H: 2 LOB: 2 BB: 1 P: 11	R: 0 E: 0 K: 0 S: 3	H: 0 LOB: 0 BB: 0 P: 3	R: 0 E: 0 K: 1 S: 4	H: 0 LOB: 0 BB: 1 P: 8	R: 2 E: 0 K: 1 S: 6	H: 1 LOB: 0 BB: 0 P: 10	R: 0 E: 0 K: 0 S: 4	H: 1 LOB: 2 BB: 0 P: 4	1B: 5 2B: 1 3B: 0 HR: 2	SF: 0 SAC: 0 DP: 1 HBP: 0	WP: 1 PB: 0 SB: 1 CS: 0	PA: 36				
<b>PITCHER</b>	IP	WLS	BF	H	R	ER	SO	BB	IBB	HBP	BLK	WP	HR	S	P	ERA	WHIP							
<b>Chuck Dobson, R</b> ERA: 6.83 (1, 1)	0.2		8	4	3	3	1	2	0	0	0	1	0	15	19	40.50	9.000							
<b>Paul Lindblad, L</b> ERA: 3.0 (1, 1)	3.0		12	2	1	1	2	1	0	0	0	0	0	10	14	3.00	1.000							
<b>Mudcat Grant, R</b> ERA: 0.66 (4, 1)	2.1		7	0	0	0	2	1	0	0	0	0	0	10	14	0.00	0.429							
<b>Diego Segui, R</b> ERA: 4.08 (7, 1)	2.0	L	9	2	2	2	1	1	0	0	0	0	1	10	14	9.00	1.500							



Batter	1	2	3	4	5	6	7	8	9	AB	R	H	RBI	BB	SO	LOB	TOP																	
Ed Brinkman, R (1, 6) OBP: 0.359, SLG: 0.320	0-3 K		0-0 6-3			0-0 G6-4-3 1B		0-0 6-3		4	0	1	0	0	1	0	<p>Washington Senators @ California Angels Anaheim Stadium, Anaheim, CA Wed May 06 1970, 10:05 PM EDT Att: 5,541 - Unknown</p> <p>livebaseballscores.com</p> <p>AB 26 R 2 H 4 RBI 1 BB 1 SO 7 LOB 6</p> 																	
Davey Nelson, R (1, 4) OBP: 0.216, SLG: 0.129	0-0 4-3		0-0 6-3			0-0 G6-4-3 1-2			0-3 K	4	0	0	0	0	1	1																		
Frank Howard, R (1, 7) OBP: 0.468, SLG: 0.718	0-0 HR			0-0 5-3			0-0 P3		0-0 5-3	4	1	1	1	0	0	0																		
Rick Reichardt, R (1, 9) OBP: 0.424, SLG: 0.458	0-3 K			0-0 F9					0-3 K	0	1	0	0	0	0	0																		
Mike Epstein, L (1, 3) OBP: 0.352, SLG: 0.462		0-3 K			0-0 1-3				0-0 L6	1	0	0	0	0	1	0																		
Ed Stroud, L (3, 8) OBP: 0.411, SLG: 0.470										2	0	0	0	0	0	0																		
Aurelio Rodriguez, R (1, 5) OBP: 0.339, SLG: 0.434		4-0 FC5-4 BB				0-0 G6-4-3 1B				2	0	2	0	1	0	0																		
Hank Allen, R (1, 8) OBP: 0.308, SLG: 0.273		0-0 FC5-4 1-2				0-3 K			0-0 F7	3	0	0	0	0	1	3																		
Paul Casanova, R (1, 2) OBP: 0.185, SLG: 0.231						0-0 G6-4-3 1-2			0-0 F9	3	0	0	0	0	0	2																		
Casey Cox, R (1, 1) OBP: 0.125, SLG: 0.125									0-3 K	3	0	0	0	0	3	0																		
Darold Knowles, L (8, 1)				0-3 K					0-3 K	0	0	0	0	0	0	0																		
<b>Inning Stats</b>	R: 1 E: 0 K: 2 S: 8	H: 1 LOB: 0 BB: 0 P: 8	R: 0 E: 0 K: 1 S: 5	H: 0 LOB: 1 BB: 1 P: 9	R: 0 E: 0 K: 1 S: 5	H: 0 LOB: 0 BB: 0 P: 5	R: 0 E: 0 K: 0 S: 3	H: 0 LOB: 0 BB: 0 P: 3	R: 0 E: 0 K: 1 S: 5	H: 1 LOB: 0 BB: 0 P: 5	R: 0 E: 0 K: 0 S: 5	H: 2 LOB: 1 BB: 0 P: 5	R: 0 E: 0 K: 1 S: 5	H: 0 LOB: 0 BB: 0 P: 5	R: 0 E: 0 K: 2 S: 7	H: 0 LOB: 0 BB: 0 P: 7	1B: 2 2B: 1 3B: 0 HR: 2	SF: 0 SAC: 0 DP: 2 HBP: 0	WP: 0 PB: 0 SB: 0 CS: 0	PA: 31														
<b>PITCHER</b>	IP WLS BF H R ER SO BB IBB HBP BLK WP HR S P ERA WHIP																																	
Rudy May, L (1, 1) ERA: 2.61	7.0	25	5	2	2	6	1	0	0	0	0	0	0	2	36	40	2.57	0.857																
Eddie Fisher, R (8, 1) ERA: 0.44	2.0	W 6	0	0	0	3	0	0	0	0	0	0	0	0	12	12	0.00	0.000																

Batter	1	2	3	4	5	6	7	8	9	AB	R	H	RBI	BB	SO	LOB	BOTTOM																	
Sandy Alomar Sr, S (1, 4) OBP: 0.309, SLG: 0.288	0-0 1-3	0-0 FC6-4 1-2				0-0 6-3				4	0	1	0	0	0	1	<p>Washington Senators @ California Angels Anaheim Stadium, Anaheim, CA Wed May 06 1970, 10:05 PM EDT Att: 5,541 - Unknown</p> <p>livebaseballscores.com</p> <p>AB 32 R 4 H 8 RBI 4 BB 3 SO 3 LOB 16</p> 																	
Roger Repoz, L (1, 8) OBP: 0.390, SLG: 0.577	0-0 F7		0-0 F7		0-0 F8		0-3 K			4	0	0	0	0	1	1																		
Eddie Fisher, R (8, 1)										0	0	0	0	0	0	0																		
Jim Fregosi, R (1, 6) OBP: 0.377, SLG: 0.485	4-0 BB HBP BB		0-0 4-3		0-0 5-3				0-0 5-3 2B 1B	3	1	1	0	1	0	0																		
Alex Johnson, R (1, 7) OBP: 0.356, SLG: 0.443	1-0 BB HBP		0-0 6-3			0-0 4-3			0-0 5-3 1-2	3	0	0	0	0	0	1																		
Jim Spencer, L (1, 3) OBP: 0.365, SLG: 0.411	4-0 FC6-4 BB					0-0 F7 1B			0-0 FC5 2B	3	0	2	1	1	0	0																		
Ken McMullen, R (1, 5) OBP: 0.301, SLG: 0.313	0-0 FC6-4 1-2				0-0 F8 1B				4-0 FC5 1B IBB	3	1	0	0	1	0	4																		
Bill Voss, L (1, 9) OBP: 0.391, SLG: 0.408			0-0 FC1-6 1B						0-0 FC5 1B	3	0	1	0	0	1	1																		
Jarvis Tatum, R (8, PH) OBP: 0.412, SLG: 0.333					0-0 P6				0-3 K 1-2 2-3	1	1	0	0	0	0	2																		
Joe Azcue, R (1, 2) OBP: 0.279, SLG: 0.385		0-0 FC1-6 FC6-4 1-2			0-0 FC6 1B				0-0 E5 1B 1-2 2-3	4	1	2	0	0	0	3																		
Rudy May, L (1, 1)					0-0 FC6				0-0 6-3 3B	2	0	0	0	0	1	3																		
Jay Johnstone, L (7, PH) OBP: 0.281, SLG: 0.418									0-0 6-3	1	0	0	1	0	0	0																		
Billy Cowan, R (8, PH) OBP: 0.375, SLG: 0.286									1-3 2-4 3-H	1	0	1	2	0	0	0																		
Tom Silverio, L (9, 8)										0	0	0	0	0	0	0																		
<b>Inning Stats</b>	R: 0 E: 0 K: 0 S: 3	H: 0 LOB: 3 BB: 2 P: 12	R: 0 E: 0 K: 1 S: 6	H: 1 LOB: 1 BB: 0 P: 6	R: 0 E: 0 K: 0 S: 3	H: 0 LOB: 0 BB: 0 P: 3	R: 0 E: 0 K: 0 S: 5	H: 2 LOB: 2 BB: 0 P: 5	R: 0 E: 0 K: 0 S: 3	H: 0 LOB: 0 BB: 0 P: 3	R: 0 E: 0 K: 0 S: 3	H: 0 LOB: 0 BB: 0 P: 3	R: 1 E: 0 K: 2 S: 9	H: 2 LOB: 1 BB: 0 P: 9	R: 3 E: 1 K: 0 S: 6	H: 3 LOB: 2 BB: 1 P: 10	1B: 6 2B: 1 3B: 1 HR: 0	SF: 0 SAC: 0 DP: 0 HBP: 1	WP: 0 PB: 0 SB: 0 CS: 0	PA: 36														
<b>PITCHER</b>	IP WLS BF H R ER SO BB IBB HBP BLK WP HR S P ERA WHIP																																	
Casey Cox, R (1, 1) ERA: 4.39	7.1	31	6	2	2	3	2	0	1	0	0	0	0	0	34	43	2.46	1.091																
Darold Knowles, L (8, 1) ERA: 1.72	0.2	L 5	2	2	0	0	0	1	0	0	0	0	0	4	8	0.00	3.000																	




Batter	1	2	3	4	5	6	7	8	9	10	AB	R	H	RBI	BB	SO	LOB	
<b>Ed Brinkman, R</b> OBP: 0.341, SLG: 0.296 (1, 6)	F7		L6			6-3		F8 HBP		FC6-4	4	0	0	0	0	0	1	
<b>Davey Nelson, R</b> OBP: 0.200, SLG: 0.118 (1, 4)	F8			5-3		F7		F8		G3	3	0	0	0	0	0	0	
<b>Bernie Allen, L</b> OBP: 0.381, SLG: 0.491 (8, 4)					6-3												2	
<b>Frank Howard, R</b> OBP: 0.462, SLG: 0.681 (1, 3)	K					F2		G6-4-3 IBB									3	
<b>Rick Reichardt, R</b> OBP: 0.366, SLG: 0.406 (1, 7)				5-3				G6-4-3 3B 2B									4	
<b>Hank Allen, R</b> OBP: 0.278, SLG: 0.278 (1, 9)						4-3				G3	3	0	1	0	0	0	1	
<b>Lee Mays, L</b> OBP: 0.388, SLG: 0.565 (9, 9)											1	0	0	0	0	0	0	
<b>Aurelio Rodriguez, R</b> OBP: 0.345, SLG: 0.445 (1, 5)						F8				K	3	0	1	1	1	1	0	
<b>Ed Stroud, L</b> OBP: 0.395, SLG: 0.431 (1, 8)										K	3	1	0	0	0	1	3	
<b>Paul Casanova, R</b> OBP: 0.226, SLG: 0.267 (1, 2)						P4				F9	4	0	2	1	0	0	0	
<b>Dick Bosman, R</b> OBP: 0.118, SLG: 0.118 (8, 1)																		
<b>Darold Knowles, L</b> OBP: 0.399, SLG: 0.405 (10, 1)																		
<b>Mike Epstein, L</b> OBP: 0.399, SLG: 0.405 (10, 1)																		
<b>Joe Grzenda, R</b> OBP: 0.399, SLG: 0.405 (10, 1)																		
<b>Joe Coleman, R</b> OBP: 0.399, SLG: 0.405 (10, 1)																		
<b>Inning Stats</b>	R: 0 E: 0 K: 1 S: 5	H: 0 LOB: 0 BB: 0 P: 5	R: 0 E: 0 K: 0 S: 3	H: 1 LOB: 1 BB: 1 P: 7	R: 0 E: 0 K: 0 S: 3	H: 0 LOB: 0 BB: 0 P: 3	R: 0 E: 0 K: 0 S: 3	H: 0 LOB: 0 BB: 0 P: 3	R: 2 E: 0 K: 0 S: 6	H: 3 LOB: 1 BB: 0 P: 6	R: 0 E: 0 K: 2 S: 7	H: 0 LOB: 0 BB: 0 P: 7	R: 0 E: 0 K: 0 S: 4	H: 1 LOB: 1 BB: 0 P: 4	1B: 4 2B: 1 3B: 1 HR: 0	SF: 0 SAC: 0 DP: 2 HBP: 2	WP: 0 PB: 0 SB: 0 CS: 0	PA: 38
<b>PITCHER</b>	IP 7.0	WLS 27	H 5	R 2	ER 2	SO 1	BB 1	IBB 0	HBP 1	BLK 0	WP 0	HR 0	S 27	P 32	ERA 2.57	WHIP 0.857		
<b>John Morris, L</b> ERA: 2.63 (1, 1)																		
<b>John Gelnar, R</b> ERA: 5.23 (8, 1)																		

**Washington Senators @ Milwaukee Brewers**  
Milwaukee County Stadium, Milwaukee, WI

Sat May 09 1970, 4:33 AM EDT  
Att: 8,935 - Unknown

AB	34
R	2
H	6
RBI	2
BB	2
SO	3
LOB	12



Batter	1	2	3	4	5	6	7	8	9	10	AB	R	H	RBI	BB	SO	LOB			
<b>Tommy Harper, R</b> OBP: 0.312, SLG: 0.324 (1, 5)	E5							6-3		K	4	0	0	0	1	2	0			
<b>Mike Hegan, L</b> OBP: 0.318, SLG: 0.218 (1, 3)	P5										4	2	2	0	1	0	1			
<b>Russ Snyder, L</b> OBP: 0.340, SLG: 0.324 (1, 8)																				
<b>Mike Hershberger, R</b> OBP: 0.267, SLG: 0.286 (10, PH)	4-3										4	0	2	0	0	0	1			
<b>Danny Walton, R</b> OBP: 0.405, SLG: 0.606 (1, 7)	K										3	0	2	1	1	1	1			
<b>Steve Hovley, L</b> OBP: 0.370, SLG: 0.367 (1, 9)																				
<b>Ted Savage, R</b> OBP: 0.333, SLG: 0.432 (8, PH)																				
<b>Ted Kubiak, S</b> OBP: 0.345, SLG: 0.296 (1, 6)																				
<b>Jerry McNertney, R</b> OBP: 0.315, SLG: 0.367 (1, 2)																				
<b>John Kennedy, R</b> OBP: 0.333, SLG: 0.424 (1, 4)																				
<b>John Morris, R</b> OBP: 0.333, SLG: 0.333 (1, 1)																				
<b>Wayne Comer, R</b> (7, PH)																				
<b>John Gelnar, R</b> (8, 1)																				
<b>Inning Stats</b>	R: 0 E: 1 K: 1 S: 6	H: 0 LOB: 1 BB: 0 P: 6	R: 1 E: 0 K: 0 S: 5	H: 2 LOB: 1 BB: 0 P: 5	R: 1 E: 0 K: 0 S: 3	H: 2 LOB: 1 BB: 2 P: 11	R: 0 E: 0 K: 0 S: 3	H: 0 LOB: 0 BB: 0 P: 3	R: 0 E: 0 K: 2 S: 4	H: 1 LOB: 1 BB: 0 P: 4	R: 0 E: 0 K: 0 S: 5	H: 2 LOB: 3 BB: 1 P: 9	R: 0 E: 0 K: 1 S: 5	H: 0 LOB: 0 BB: 0 P: 5	R: 1 E: 0 K: 1 S: 6	H: 2 LOB: 3 BB: 1 P: 11	1B: 8 2B: 2 3B: 0 HR: 0	SF: 0 SAC: 1 DP: 2 HBP: 1	WP: 0 PB: 0 SB: 1 CS: 1	PA: 42
<b>PITCHER</b>	IP 7.1	WLS 30	H 8	R 2	ER 2	SO 3	BB 2	IBB 0	HBP 0	BLK 0	WP 0	HR 0	S 34	P 42	ERA 2.46	WHIP 1.364				
<b>Dick Bosman, R</b> ERA: 3.88 (8, 1)																				
<b>Darold Knowles, L</b> ERA: 1.72 (8, 1)																				
<b>Horacio Pina, R</b> ERA: 2.61 (8, 1)																				
<b>Joe Grzenda, L</b> ERA: 3.29 (10, 1)																				
<b>Joe Coleman, R</b> ERA: 3.53 (10, 1)																				

**Washington Senators @ Milwaukee Brewers**  
Milwaukee County Stadium, Milwaukee, WI

Sat May 09 1970, 4:33 AM EDT  
Att: 8,935 - Unknown

AB	36
R	3
H	10
RBI	3
BB	4
SO	5
LOB	16





Batter	1	2	3	4	5	6	7	8	9	AB	R	H	RBI	BB	SO	LOB	TOP								
Ed Brinkman, R (1.6) OBP: 0.336, SLG: 0.292	F8		4-3 2-H 3-H 1B		F8		6-3		P5	5	0	1	2	0	0	0	<b>Washington Senators @ Milwaukee Brewers</b> Milwaukee County Stadium, Milwaukee, WI Sun May 10 1970, 4:33 AM EDT Unknown <a href="http://livebaseballscorecards.com">livebaseballscorecards.com</a>								
Ed Stroud, L (1.8) OBP: 0.400, SLG: 0.440	K		4-3			4-3 SF8 2B				3	1	1	0	1	1	1									
Horacio Pina, R (7.1)										0	0	0	0	0	0	0									
Darold Knowles, L (8.1)										0	0	0	0	0	0	0									
Frank Howard, R (1.7) OBP: 0.455, SLG: 0.660	5-3		K			4-3 2-3				3	0	0	0	1	1	2									
Mike Epstein, L (1.3) OBP: 0.354, SLG: 0.464										3	0	1	1	0	1	2									
Lee Maye, L (1.9) OBP: 0.394, SLG: 0.554										3	0	1	0	1	1	1									
Aurelio Rodriguez, R (1.5) OBP: 0.333, SLG: 0.431										4	0	0	0	0	0	3									
Bernie Allen, L (1.4) OBP: 0.385, SLG: 0.509										2	1	1	0	0	0	1									
Hank Allen, R (7. PH) OBP: 0.302, SLG: 0.270										1	0	0	0	0	0	0									
Paul Casanova, R (7.2) OBP: 0.219, SLG: 0.258										1	0	0	0	0	0	0									
Jim French, L (1.2) OBP: 0.333, SLG: 0.182										1	1	0	0	1	1	0									
Davey Nelson, R (7. PH) OBP: 0.214, SLG: 0.139										2	1	1	0	0	1	0									
George Brunet, R (1.1) OBP: 0.273, SLG: 0.273										1	0	0	0	0	1	0									
Dick Such, L (5.1)										0	0	0	0	0	0	0									
Rick Reichardt, R (7. PH) OBP: 0.372, SLG: 0.500										2	1	1	2	0	0	0									
<b>Inning Stats</b>	R: 0 E: 0 K: 1 S: 5	H: 0 LOB: 0 BB: 0 P: 5	R: 0 E: 0 K: 0 S: 3	H: 1 LOB: 0 BB: 0 P: 3	R: 2 E: 0 K: 1 S: 7	H: 2 LOB: 1 BB: 1 P: 11	R: 0 E: 0 K: 1 S: 6	H: 1 LOB: 1 BB: 0 P: 6	R: 0 E: 0 K: 2 S: 7	H: 0 LOB: 0 BB: 0 P: 7	R: 1 E: 0 K: 0 S: 4	H: 1 LOB: 1 BB: 1 P: 8	R: 2 E: 0 K: 1 S: 7	H: 2 LOB: 2 BB: 2 P: 15	R: 0 E: 0 K: 0 S: 3	H: 0 LOB: 0 BB: 0 P: 3	R: 0 E: 0 K: 1 S: 5	H: 0 LOB: 0 BB: 0 P: 5	1B: 4 2B: 2 3B: 0 HR: 1	SF: 1 SAC: 1 DP: 1 HBP: 0	WP: 0 PB: 0 SB: 0 CS: 0	PA: 37			
<b>PITCHER</b>	IP	WLS	BF	H	R	ER	SO	BB	IBB	HBP	BLK	WP	HR	S	P	ERA	WHIP								
Gene Brabender, R (1.1) ERA: 4.54	6.0		24	5	3	3	5	2	0	0	0	0	0	32	40	4.50	1.167								
John O'Donoghue, R (7.1) ERA: 4.73	1.1		8	2	2	2	1	2	0	0	0	0	1	8	16	13.50	3.000								
George Lauzerique, R (8.1) ERA: 5.18	0.2		2	0	0	0	0	0	0	0	0	0	0	2	2	0.00	0.000								
Marty Pattin, R (9.1) ERA: 5.48	1.0	W	3	0	0	0	1	0	0	0	0	0	0	5	5	0.00	0.000								

Batter	1	2	3	4	5	6	7	8	9	AB	R	H	RBI	BB	SO	LOB	BOTTOM								
Tommy Harper, R (1.5) OBP: 0.308, SLG: 0.313	5-3		5-3							4	0	0	0	1	0	3	<b>Washington Senators @ Milwaukee Brewers</b> Milwaukee County Stadium, Milwaukee, WI Sun May 10 1970, 4:33 AM EDT Unknown <a href="http://livebaseballscorecards.com">livebaseballscorecards.com</a>								
Ted Kubiak, S (1.6) OBP: 0.356, SLG: 0.353										4	3	2	2	1	0	2									
Ted Savage, R (1.8) OBP: 0.386, SLG: 0.525										3	2	2	2	2	1	0									
Danny Walton, R (1.7) OBP: 0.405, SLG: 0.606										5	0	2	1	0	3	2									
Jerry McNertney, R (1.2) OBP: 0.319, SLG: 0.354										3	0	0	0	1	0	1									
Greg Grossen, R (1.3) OBP: 0.243, SLG: 0.450										2	0	1	0	1	1	2									
John O'Donoghue, R (7.1) OBP: 0.222, SLG: 0.550										0	0	0	0	0	0	0									
George Lauzerique, R (8.1) OBP: 0.357, SLG: 0.333										1	0	1	0	0	0	0									
Russ Snyder, L (9.1) OBP: 0.200, SLG: 0.200										0	0	0	0	0	0	0									
Marty Pattin, R (9.1) OBP: 0.363, SLG: 0.683										1	0	1	1	0	0	0									
Mike Hershberger, R (1.9) OBP: 0.282, SLG: 0.258										3	0	0	0	0	0	2									
Steve Hovley, L (8. PH) OBP: 0.366, SLG: 0.363										1	0	0	0	0	0	1									
John Kennedy, R (1.4) OBP: 0.375, SLG: 0.444										3	0	2	0	1	0	1									
Gene Brabender, R (1.1) OBP: 0.154, SLG: 0.231										2	1	0	0	0	1	2									
Mike Hegan, L (6. PH) OBP: 0.309, SLG: 0.211										2	0	0	0	0	2	3									
<b>Inning Stats</b>	R: 1 E: 0 K: 1 S: 6	H: 1 LOB: 1 BB: 1 P: 10	R: 0 E: 0 K: 1 S: 6	H: 1 LOB: 0 BB: 0 P: 6	R: 0 E: 0 K: 1 S: 5	H: 0 LOB: 1 BB: 1 P: 9	R: 0 E: 0 K: 0 S: 2	H: 0 LOB: 0 BB: 1 P: 6	R: 3 E: 0 K: 1 S: 9	H: 4 LOB: 2 BB: 0 P: 10	R: 0 E: 0 K: 1 S: 5	H: 0 LOB: 2 BB: 2 P: 13	R: 0 E: 0 K: 2 S: 7	H: 0 LOB: 0 BB: 0 P: 7	R: 0 E: 0 K: 1 S: 7	H: 2 LOB: 2 BB: 0 P: 7	R: 2 E: 0 K: 0 S: 3	H: 3 LOB: 3 BB: 2 P: 11	1B: 6 2B: 2 3B: 2 HR: 1	SF: 0 SAC: 0 DP: 0 HBP: 1	WP: 0 PB: 1 SB: 1 CS: 3	PA: 43			
<b>PITCHER</b>	IP	WLS	BF	H	R	ER	SO	BB	IBB	HBP	BLK	WP	HR	S	P	ERA	WHIP								
Gene Brabender, L (1.1) ERA: 4.88	4.2		22	6	4	1	3	3	0	0	0	0	0	25	37	1.93	1.929								
Dick Such, R (5.1) ERA: 5.3	1.1		7	0	0	0	2	2	0	1	0	0	0	8	17	0.00	1.500								
Horacio Pina, R (7.1) ERA: 2.31	1.1		6	2	0	0	2	0	0	0	0	0	0	10	10	0.00	1.500								
Darold Knowles, L (8.1) ERA: 2.76	0.2	L	7	3	2	2	1	1	1	0	0	0	1	7	15	27.00	6.000								



Batter	1	2	3	4	5	6	7	8	9	AB	R	H	RBI	BB	SO	LOB	TOP				
Ed Brinkman, R OBP: 0.338, SLG: 0.297 Dick Such, L (8, 1)	F8		FC6-5			1B		F7		5	0	2	0	0	0	1	<b>Washington Senators @ Milwaukee Brewers</b> Milwaukee County Stadium, Milwaukee, WI Sun May 10 1970, 4:38 AM EDT Att: 13,941 - Unknown <a href="http://livebaseballscorecards.com">livebaseballscorecards.com</a>				
Davey Nelson, R OBP: 0.214, SLG: 0.139			2-3			1B	1-2			0	0	0	0	0	0	0					
Ed Stroud, L OBP: 0.404, SLG: 0.436 Jim Shellenback, L OBP: 0.250, SLG: 0.500 Tim Cullen, R OBP: 0.250, SLG: 0.143 Hank Allen, R OBP: 0.295, SLG: 0.263	4-0		1-3			1B			K	3	0	1	0	1	1	3					
Frank Howard, R OBP: 0.444, SLG: 0.667									K	5	1	1	1	0	3	3					
Mike Epstein, L OBP: 0.356, SLG: 0.485										4	1	1	1	1	1	1					
Lee Mays, L OBP: 0.382, SLG: 0.529 Joe Grzenda, R Horacio Pina, R		4-3								5	1	1	0	0	0	3					
Aurelio Rodriguez, R OBP: 0.331, SLG: 0.434		L6								4	1	1	0	0	0	3					
Bernie Allen, L OBP: 0.377, SLG: 0.483		F8								3	0	0	0	1	0	1					
John Roseboro, L OBP: 0.386, SLG: 0.267 Paul Casanova, R OBP: 0.212, SLG: 0.250										3	0	2	0	0	0	1					
Casey Cox, R Del Unser Jim Hearnan, R Rick Reichardt, R										0	0	0	0	0	0	1					
Inning Stats	R: 0 E: 0 K: 2 S: 7	H: 0 LOB: 1 BB: 1 P: 11	R: 0 E: 0 K: 0 S: 3	H: 0 LOB: 0 BB: 0 P: 3	R: 0 E: 0 K: 0 S: 4	H: 1 LOB: 1 BB: 0 P: 4	R: 0 E: 0 K: 1 S: 5	H: 0 LOB: 0 BB: 0 P: 5	R: 0 E: 0 K: 0 S: 5	H: 2 LOB: 3 BB: 1 P: 9	R: 0 E: 0 K: 1 S: 7	H: 2 LOB: 2 BB: 0 P: 7	R: 5 E: 2 K: 1 S: 10	H: 4 LOB: 0 BB: 0 P: 10	R: 1 E: 0 K: 1 S: 6	H: 1 LOB: 0 BB: 0 P: 6		1B: 6 2B: 1 3B: 0 HR: 3	SF: 0 SAC: 1 DP: 0 HBP: 0	WP: 0 PB: 0 SB: 1 CS: 1	PA: 41
PITCHER	IP	WLS	BF	H	R	ER	SO	BB	IBB	HBP	BLK	WP	HR	S	P	ERA		WHIP			
Skip Lockwood, R ERA: 1.23	7.1		33	8	3	2	5	3	0	0	0	0	1	40	52	2.46		1.500			
Marty Pattin, R ERA: 6.0	1.0		6	2	3	1	1	0	0	0	0	0	2	8	8	9.00		2.000			
John O'Donoghue, L ERA: 4.5	0.2	W	2	0	0	0	0	0	0	0	0	0	0	2	2	0.00	0.000				

Batter	1	2	3	4	5	6	7	8	9	AB	R	H	RBI	BB	SO	LOB	BOTTOM				
Tommy Harper, R OBP: 0.311, SLG: 0.350	4-3	6-3				P4		FC6-4		5	2	2	1	0	0	1	<b>Washington Senators @ Milwaukee Brewers</b> Milwaukee County Stadium, Milwaukee, WI Sun May 10 1970, 4:38 AM EDT Att: 13,941 - Unknown <a href="http://livebaseballscorecards.com">livebaseballscorecards.com</a>				
Russ Snyder, L OBP: 0.352, SLG: 0.342 Ted Savage, R OBP: 0.400, SLG: 0.537	4-3					1-3				4	1	1	0	0	0	1					
Mike Hegan, L OBP: 0.329, SLG: 0.279	4-0									4	2	2	2	1	2	1					
Danny Walton, R OBP: 0.412, SLG: 0.602										4	0	2	0	1	2	3					
Steve Hovley, L OBP: 0.381, SLG: 0.383 Wayne Comer, R OBP: 0.059, SLG: 0.059										3	0	2	1	1	0	1					
Ted Kubiak, S OBP: 0.374, SLG: 0.362										1	0	0	0	0	0	2					
Phil Roof, R OBP: 0.209, SLG: 0.115 Jerry McNertney, R OBP: 0.326, SLG: 0.361										3	0	2	1	2	0	2					
John Kennedy, R OBP: 0.364, SLG: 0.410										3	0	0	0	1	1	0					
Skip Lockwood, R OBP: 0.333, SLG: 1.333 Marty Pattin, R OBP: 0.167, SLG: 0.167 John O'Donoghue, R										3	1	1	1	0	0	0					
Inning Stats	R: 2 E: 0 K: 1 S: 8	H: 3 LOB: 2 BB: 1 P: 12	R: 0 E: 0 K: 1 S: 5	H: 0 LOB: 0 BB: 0 P: 5	R: 2 E: 0 K: 0 S: 6	H: 4 LOB: 1 BB: 0 P: 6	R: 1 E: 0 K: 0 S: 4	H: 1 LOB: 0 BB: 0 P: 4	R: 0 E: 0 K: 1 S: 6	H: 2 LOB: 2 BB: 1 P: 10	R: 1 E: 0 K: 0 S: 4	H: 1 LOB: 1 BB: 0 P: 4	R: 0 E: 0 K: 0 S: 3	H: 0 LOB: 1 BB: 1 P: 7	R: 1 E: 0 K: 1 S: 6	H: 2 LOB: 3 BB: 2 P: 14		1B: 8 2B: 3 3B: 0 HR: 3	SF: 0 SAC: 0 DP: 3 HBP: 0	WP: 1 PB: 0 SB: 0 CS: 0	PA: 43
PITCHER	IP	WLS	BF	H	R	ER	SO	BB	IBB	HBP	BLK	WP	HR	S	P	ERA		WHIP			
Casey Cox, R ERA: 5.0	4.0		20	8	5	5	2	1	0	0	0	0	1	10	14	4.50		1.500			
Jim Hannan, R ERA: 2.57	2.0		9	3	1	1	1	0	1	0	0	0	1	5	9	0.00		2.000			
Jim Shellenback, L ERA: 5.06	1.0		4	1	0	0	1	1	0	0	0	0	0	3	7	0.00		1.000			
Dick Such, R ERA: 5.03	1.0	L	4	0	0	0	0	1	0	0	0	0	0	4	8	27.00	6.000				
Joe Grzenda, L ERA: 3.86	0.1		3	1	1	1	1	1	0	0	0	1	0	4	8	27.00	6.000				
PITCHER	IP	WLS	BF	H	R	ER	SO	BB	IBB	HBP	BLK	WP	HR	S	P	ERA	WHIP				
Horacio Pina, R ERA: 2.25	0.1		3	1	0	0	0	0	1	0	0	0	0	2	6	0.00	3.000				



Batter	1	2	3	4	5	6	7	8	9	10	11	AB	R	H	RBI	BB	SO	LOB	TOP								
Ed Brinkman, R OBP: 0.345, SLG: 0.306												6	0	3	1	0	0	3									
Ed Stroud, L OBP: 0.398, SLG: 0.427												4	0	1	0	0	0	3									
Rick Reichardt, R OBP: 0.391, SLG: 0.583												0	0	0	0	1	0	0									
Horacio Pina, R OBP: 0.273, SLG: 0.273												0	0	0	0	0	0	0									
George Brunet, R OBP: 0.273, SLG: 0.273												0	0	0	0	0	0	0									
Lee Mays, L OBP: 0.358, SLG: 0.493												5	0	0	0	0	0	6									
Frank Howard, R OBP: 0.427, SLG: 0.635												5	0	0	0	0	2	0									
Mike Epstein, L OBP: 0.366, SLG: 0.476												2	1	0	0	2	0	0									
Aurelio Rodriguez, R OBP: 0.333, SLG: 0.441												5	1	2	0	0	0	1									
Bernie Allen, L OBP: 0.370, SLG: 0.469												4	1	1	1	0	0	3									
Tim Cullen, R OBP: 0.235, SLG: 0.133												1	0	0	0	0	1	1									
Jim French, L OBP: 0.367, SLG: 0.208												2	0	1	0	1	0	1									
Wayne Comer, R OBP: 0.053, SLG: 0.053												2	0	0	0	0	0	0									
Joe Coleman, R OBP: 0.279, SLG: 0.250												2	0	0	1	0	0	2									
Darold Knowles, L OBP: 0.209, SLG: 0.135												1	0	0	0	0	0	0									
Davey Nelson, R OBP: 0.206, SLG: 0.242												1	0	0	0	0	0	0									
Inning Stats	R: 0 E: 0 K: 0 S: 3	H: 1 LOB: 0 BB: 2 P: 3	R: 1 E: 0 K: 0 S: 4	H: 1 LOB: 1 BB: 1 P: 8	R: 0 E: 0 K: 1 S: 4	H: 1 LOB: 1 BB: 0 P: 4	R: 0 E: 0 K: 1 S: 5	H: 0 LOB: 0 BB: 0 P: 5	R: 1 E: 1 K: 0 S: 6	H: 3 LOB: 2 BB: 0 P: 6	R: 1 E: 0 K: 0 S: 4	H: 1 LOB: 3 BB: 2 P: 13	R: 0 E: 0 K: 0 S: 3	H: 0 LOB: 0 BB: 0 P: 3	R: 0 E: 0 K: 0 S: 3	H: 0 LOB: 0 BB: 0 P: 3	R: 0 E: 0 K: 2 S: 7	H: 1 LOB: 2 BB: 1 P: 8	R: 0 E: 0 K: 2 S: 7	H: 0 LOB: 1 BB: 0 P: 8	R: 0 E: 0 K: 0 S: 3	H: 0 LOB: 0 BB: 0 P: 3	1B: 7 2B: 2 3B: 0 HR: 0	SF: 0 SAC: 0 DP: 2 HBP: 2	WP: 1 PB: 0 SB: 0 CS: 0	PA: 46	
PITCHER	IP ERA	WLS 5.31	BF 27	H 7	R 3	ER 3	SO 1	BB 2	IBB 1	HBP 1	BLK 0	WP 1	HR 0	S 25	P 38	ERA 4.76	WHIP 1.588										
Chuck Dobson, R ERA: 5.31	2.1	7	0	0	0	0	0	0	0	0	0	0	0	7	7	0.00	0.000										
Mudcat Grant, R ERA: 1.53	1.0	5	1	0	0	0	1	0	0	0	0	0	0	4	8	0.00	2.000										
Paul Lindblad, L ERA: 4.5	2.0	W	7	0	0	0	2	0	0	1	0	0	0	10	11	0.00	0.000										
Diego Segui, R ERA: 3.97																											

Washington Senators @ Oakland Athletics  
Oakland-Alameda County Coliseum, Oakland, CA  
Tue May 12 1970, 7:05 PM PDT  
Att: 3,230 - Unknown

livebaseballscores.com  
AB 40  
R 3  
H 8  
RBI 3  
BB 4  
SO 3  
LOB 20



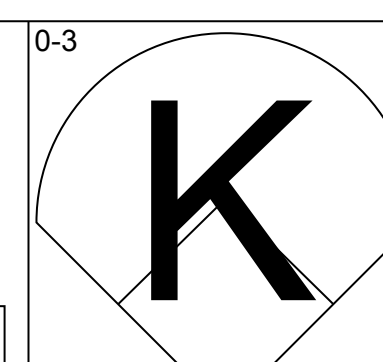
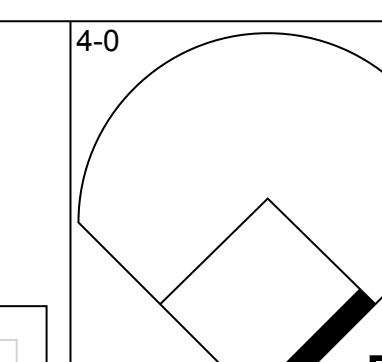
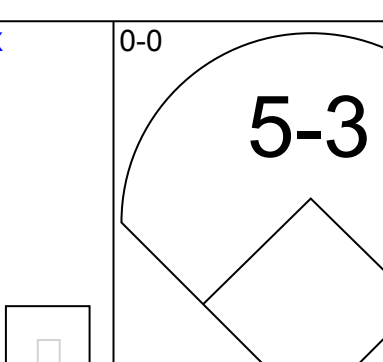
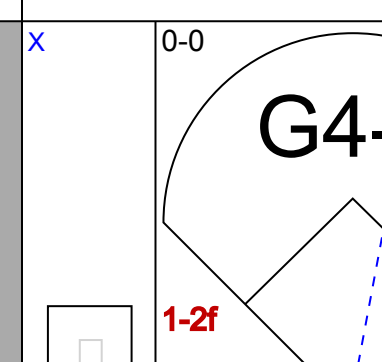
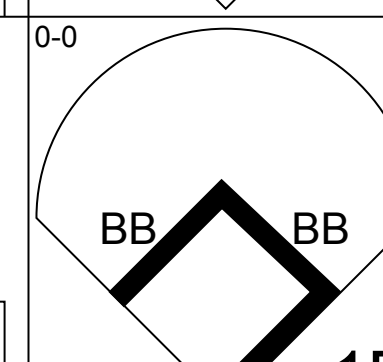
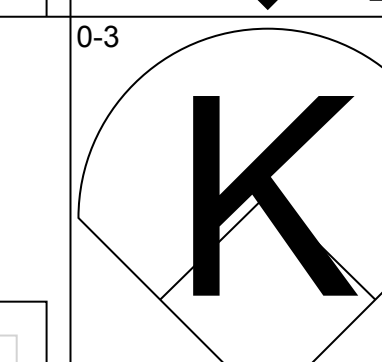
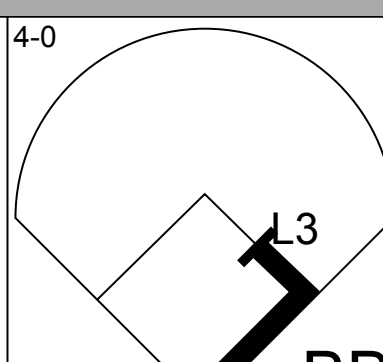
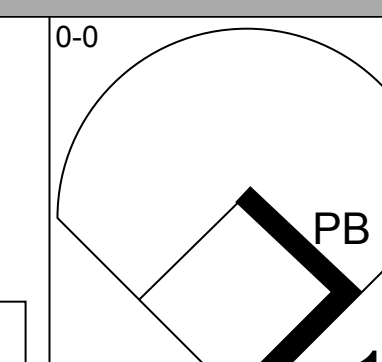
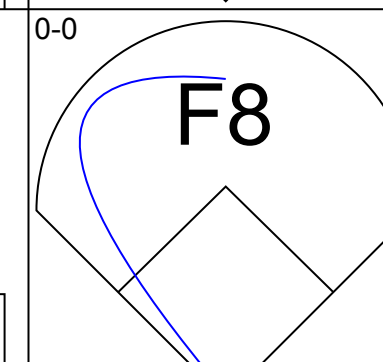
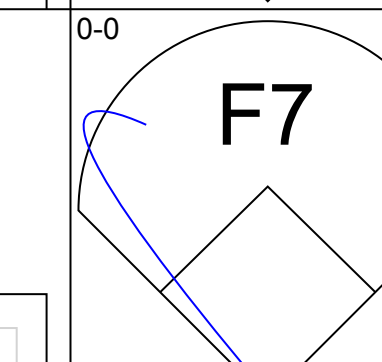
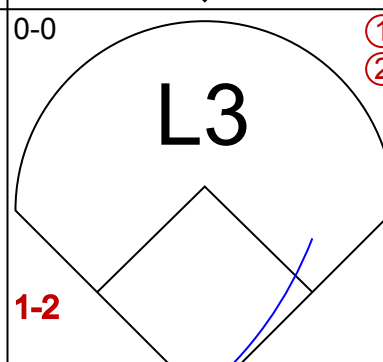
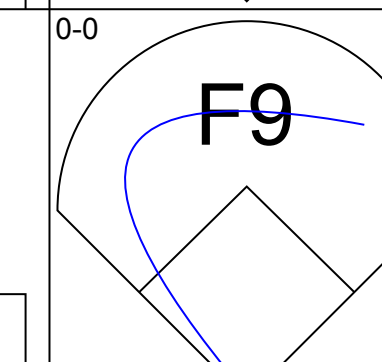
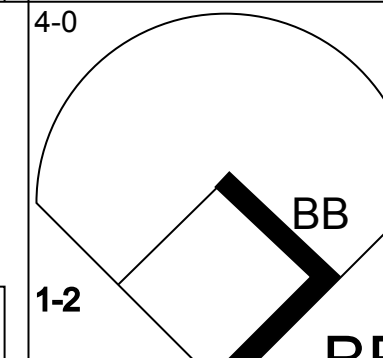
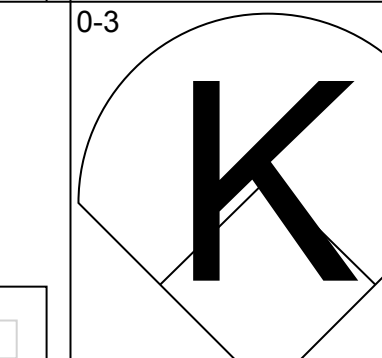
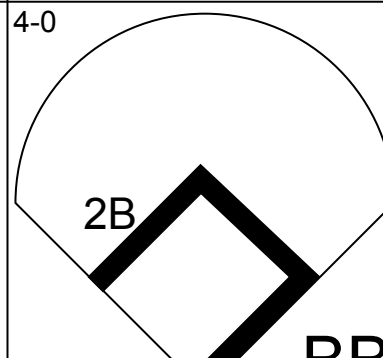
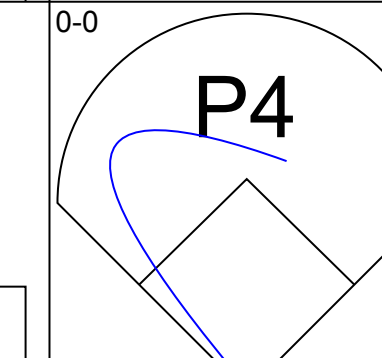
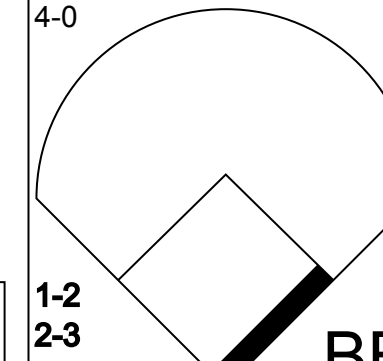
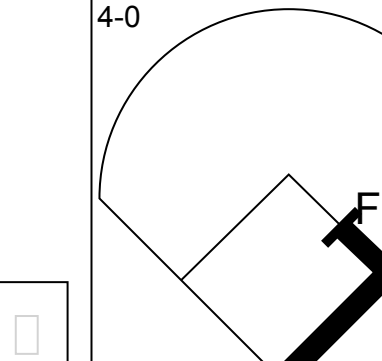
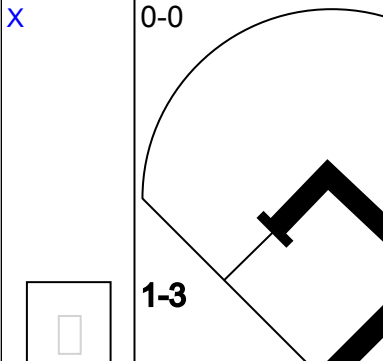
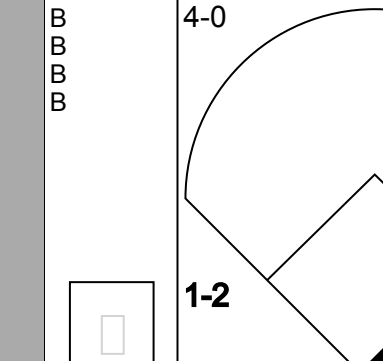
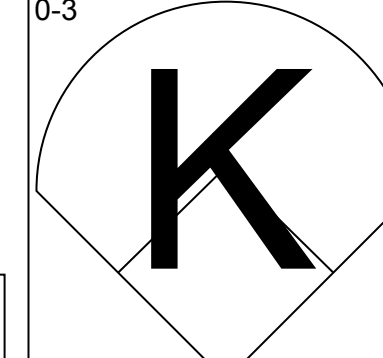
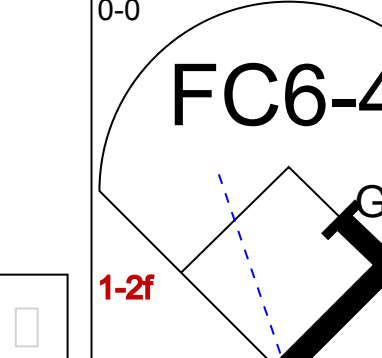
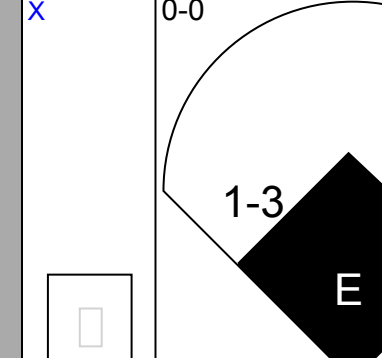
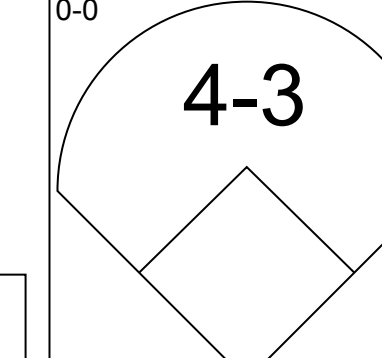
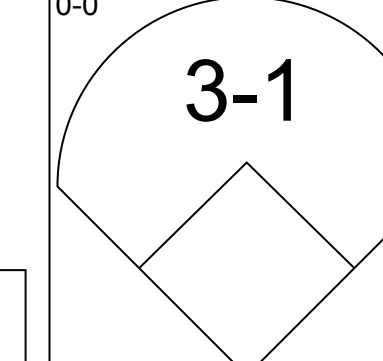
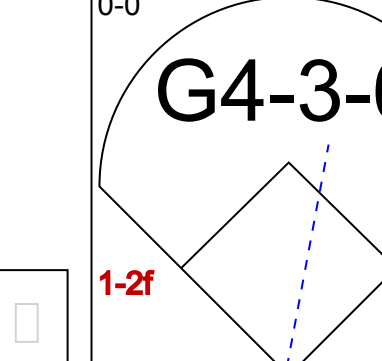
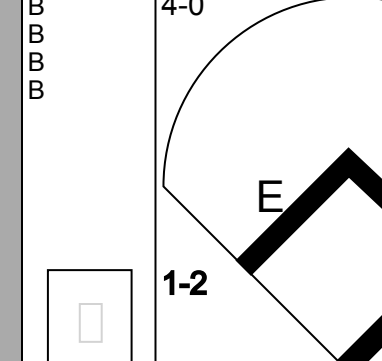
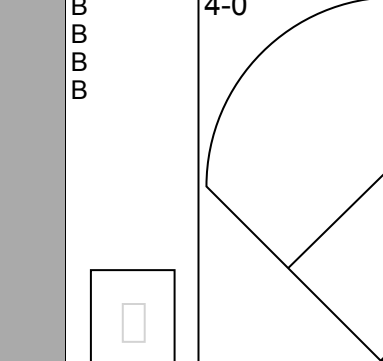
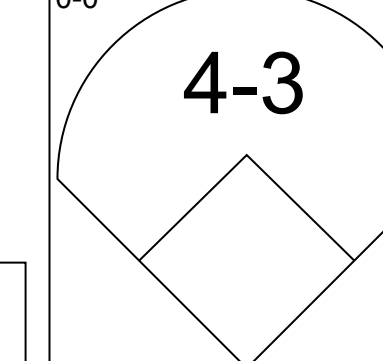
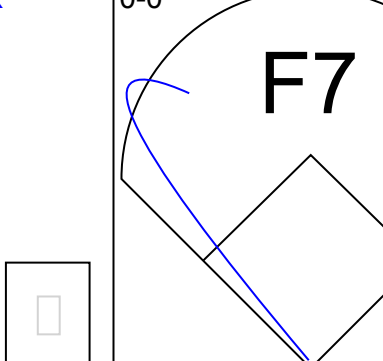
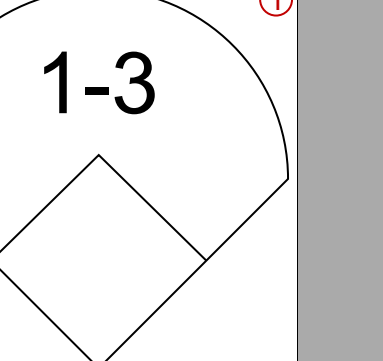
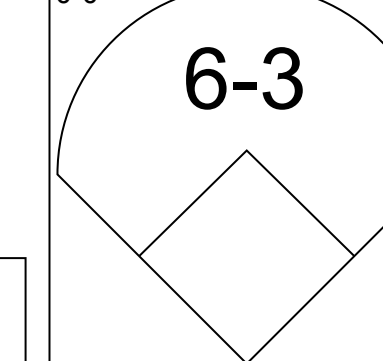
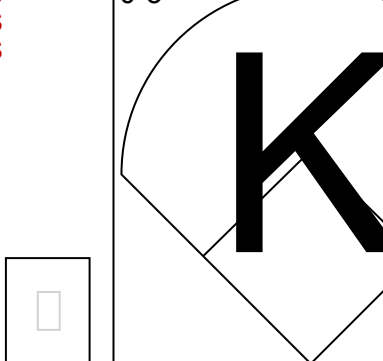
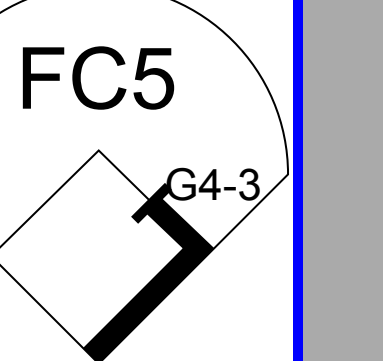
Batter	1	2	3	4	5	6	7	8	9	10	11	AB	R	H	RBI	BB	SO	LOB	BOTTOM								
Bert Campaneris, R OBP: 0.290, SLG: 0.402												4	1	1	0	1	1	1									
Rick Monday, L OBP: 0.379, SLG: 0.491												4	2	1	0	1	2	1									
Reggie Jackson, L OBP: 0.319, SLG: 0.443												4	1	2	1	0	0	0									
Sal Bando, R OBP: 0.356, SLG: 0.507												5	1	2	4	0	0	1									
Felipe Alou, R OBP: 0.336, SLG: 0.425												3	0	0	0	1	0	1									
Don Mincher, L OBP: 0.286, SLG: 0.538												4	0	0	0	0	1	1									
Diego Segui, R OBP: 0.321, SLG: 0.554												0	0	0	0	0	0	0									
Dave Duncan, R OBP: 0.476, SLG: 0.554												3	0	0	0	1	0	1									
Dick Green, R OBP: 0.282, SLG: 0.288												4	0	2	0	0	2	2									
Chuck Dobson, R ERA: 3.47	6.0	2	8	3	2	2	2	4	0	0	0	2	0	0	0	0	0	2									
Mudcat Grant, R ERA: 2.95	2.0	8	2	1	1	3	0	0	0	0	0	0	0	14	14	4.50	1.000										
Bob Johnson, R OBP: 0.253, SLG: 0.314	2.0	6	1	0	0	1	0	0	0	0	0	0	0	8	8	0.00	0.500										
Paul Lindblad, L ERA: 1.93	0.1	L	3	2	2	2	0	0	0	0	0	0	0	1	3	54.00	6.000										
Tito Francona, L OBP: 0.476, SLG: 0.500																											
Inning Stats	R: 2 E: 0 K: 0 S: 3	H: 2 LOB: 0 BB: 2 P: 11	R: 0 E: 0 K: 1 S: 5	H: 0 LOB: 1 BB: 1 P: 9	R: 0 E: 0 K: 1 S: 5	H: 0 LOB: 0 BB: 0 P: 5	R: 0 E: 0 K: 0 S: 3	H: 0 LOB: 0 BB: 0 P: 3	R: 0 E: 0 K: 0 S: 3	H: 0 LOB: 0 BB: 0 P: 3	R: 0 E: 0 K: 2 S: 7	H: 0 LOB: 1 BB: 1 P: 11	R: 1 E: 0 K: 1 S: 7	H: 2 LOB: 1 BB: 0 P: 7	R: 0 E: 0 K: 0 S: 3	H: 0 LOB: 0 BB: 0 P: 3	R: 0 E: 0 K: 1 S: 5	H: 1 LOB: 0 BB: 0 P: 5	R: 2 E: 0 K: 0 S: 3	H: 2 LOB: 0 BB: 0 P: 3	1B: 5 2B: 2 3B: 0 HR: 1	SF: 0 SAC: 1 DP: 2 HBP: 0	WP: 0 PB: 0 SB: 0 CS: 1	PA: 40			
PITCHER	IP ERA	WLS 3.47	BF 23	H 3	R 2	ER 2	SO 2	BB 4	IBB 0	HBP 0	BLK 0	WP 0	HR 0	S 23	P 39	ERA 3.00	WHIP 1.167										
Joe Coleman, R ERA: 3.47	6.0	2	8	3	2	2	2	4	0	0	0	2	0	0	0	0	0	2									
Darold Knowles, L ERA: 2.95	2.0	8	2	1	1	3	0	0	0	0	0	0	0	14	14	4.50	1.000										
Horacio Pina, R OBP: 0.253, SLG: 0.314	2.0	6	1	0	0	1	0	0	0	0	0	0	0	8	8	0.00	0.500										
George Brunet, L ERA: 5.18	0.1	L	3	2	2	2	0	0	0	0	0	0	0	1	3	54.00	6.000										

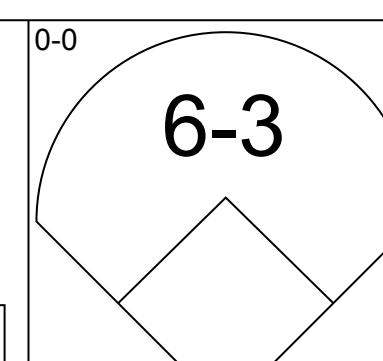
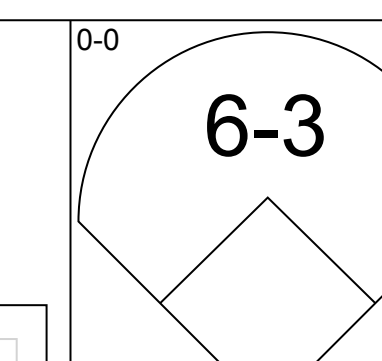
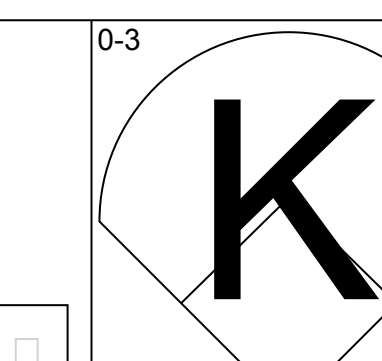
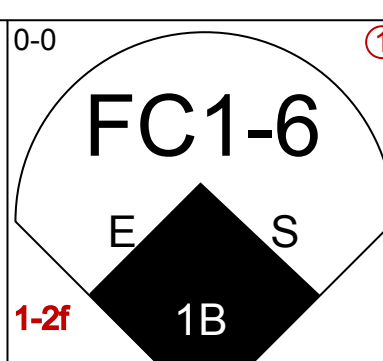
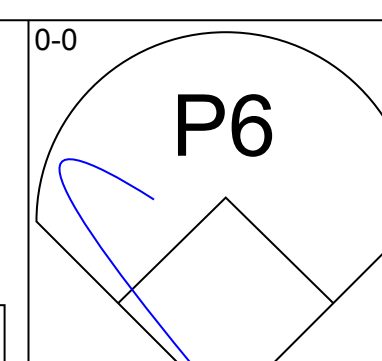
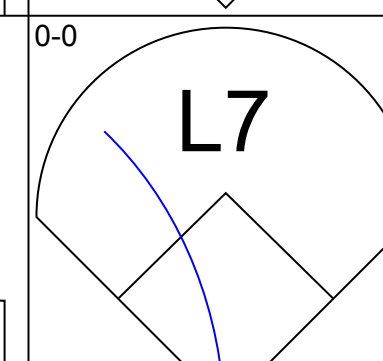
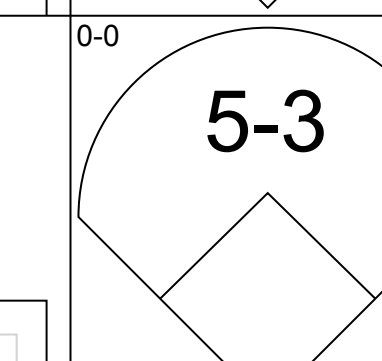
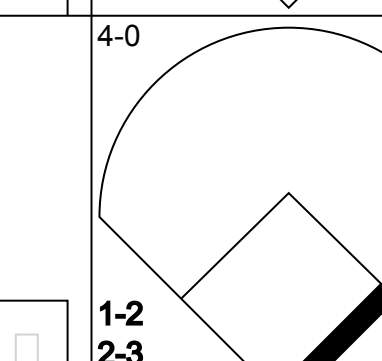
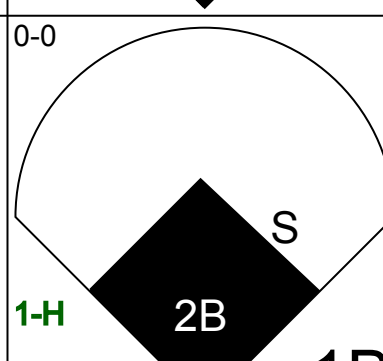
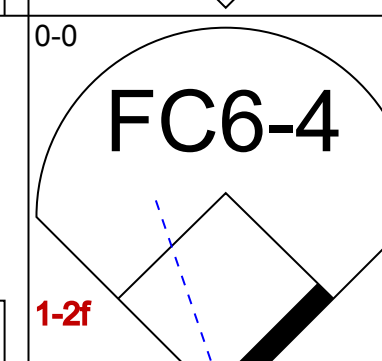
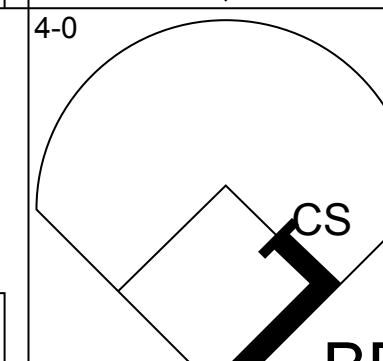
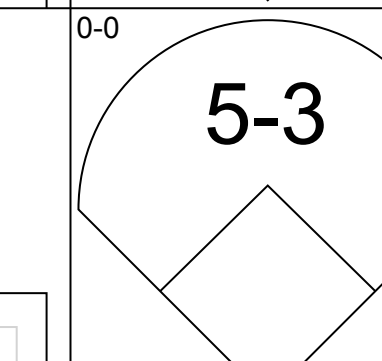
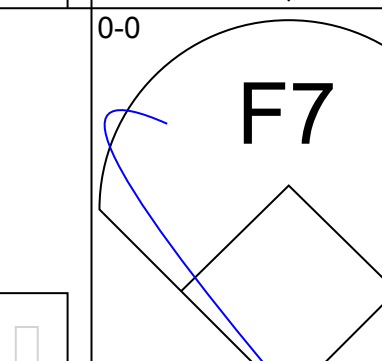
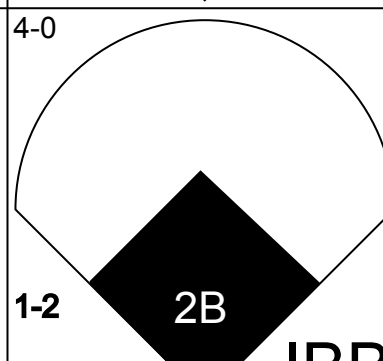
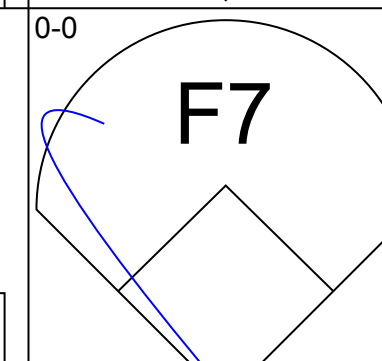
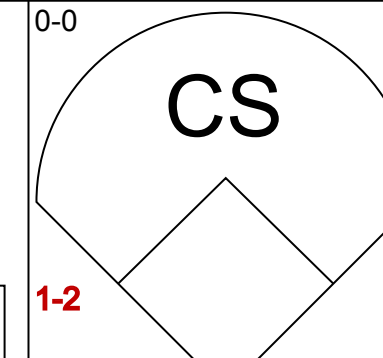
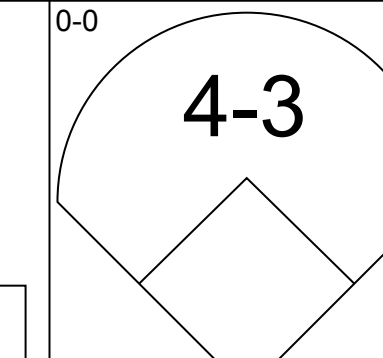
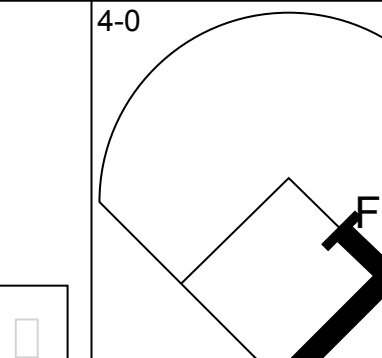
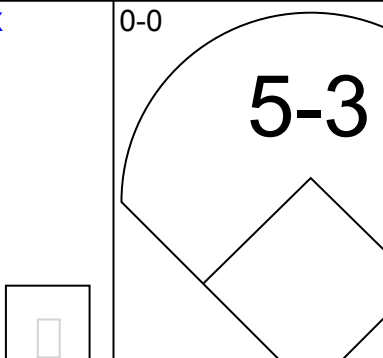
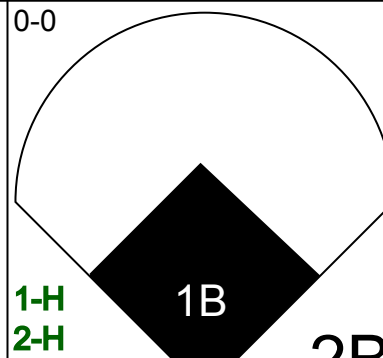
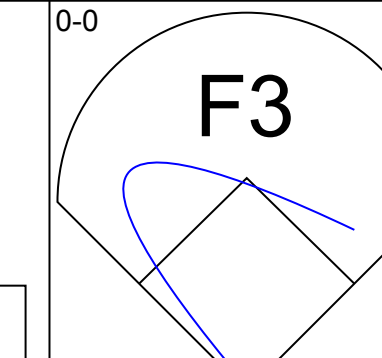
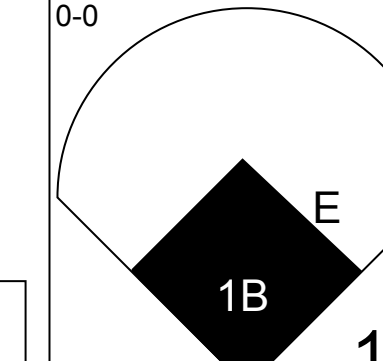
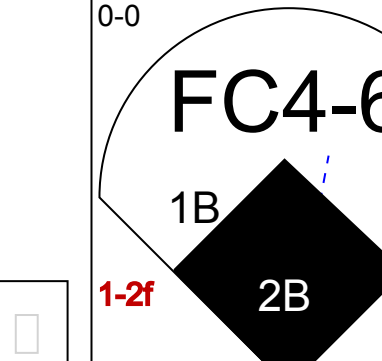
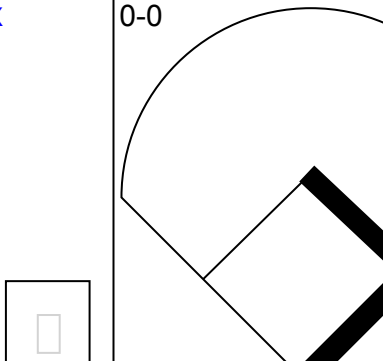
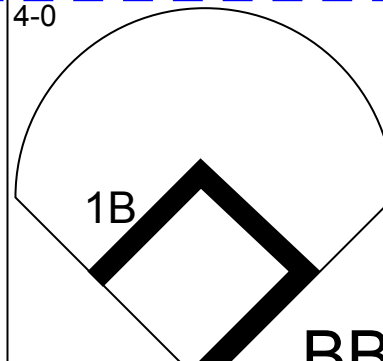
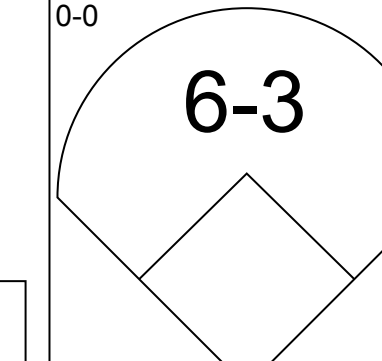
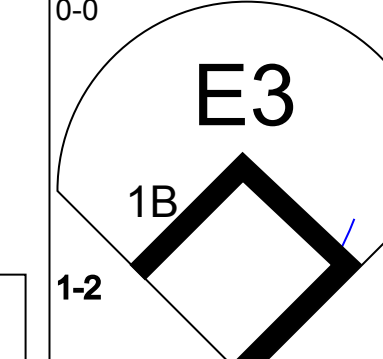
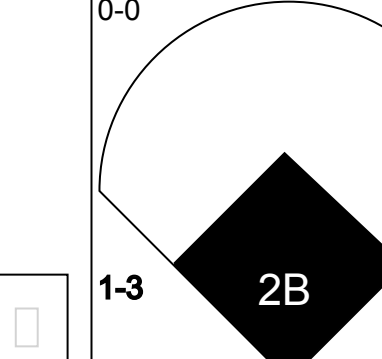
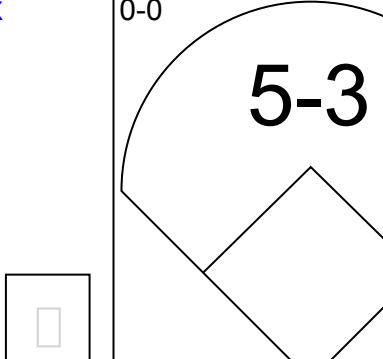
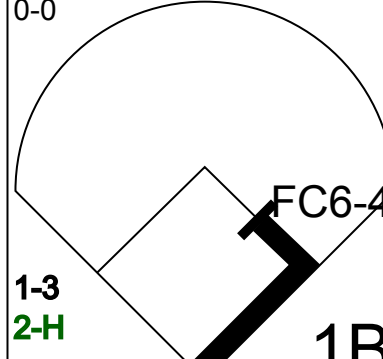
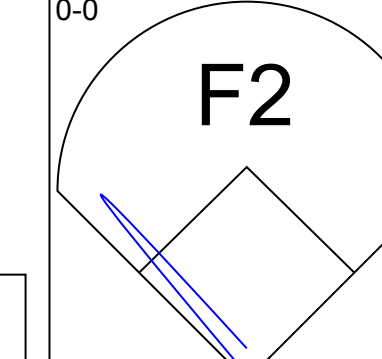
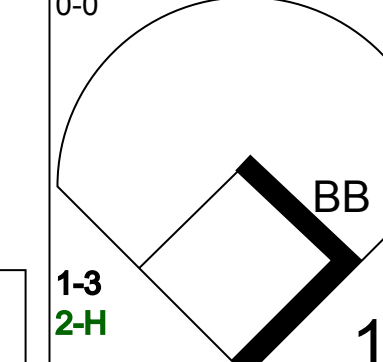
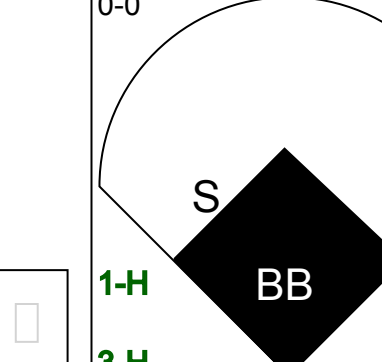
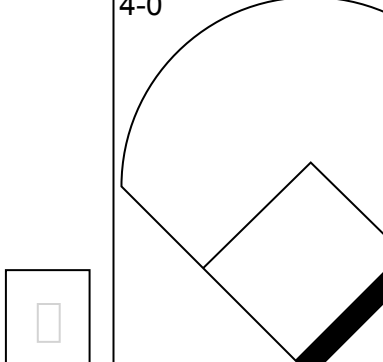
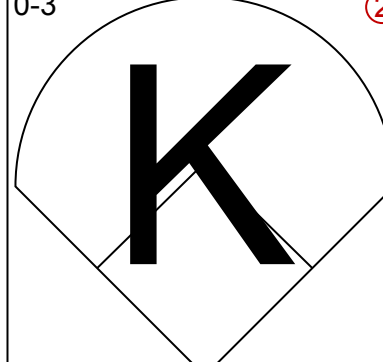
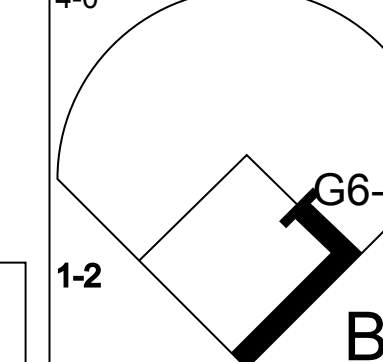
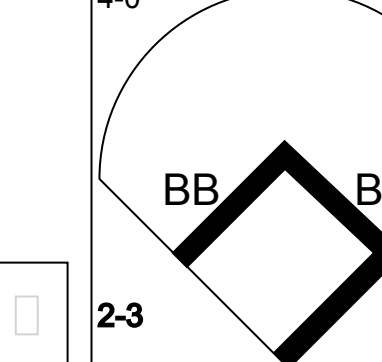
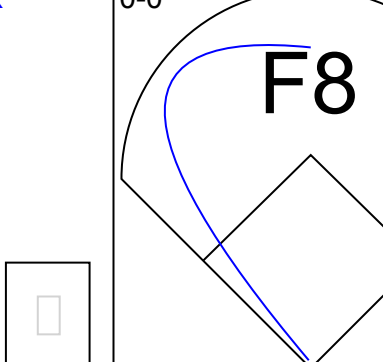
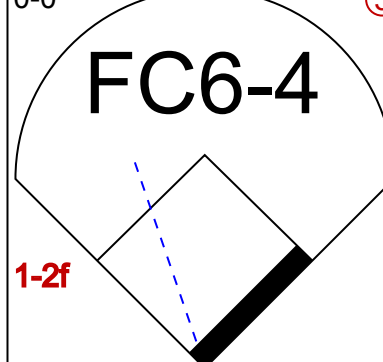
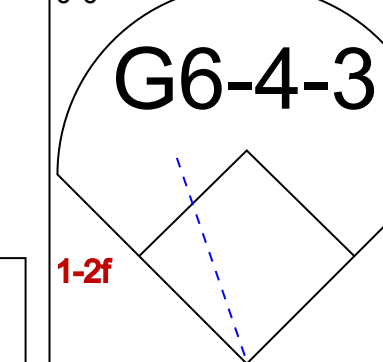
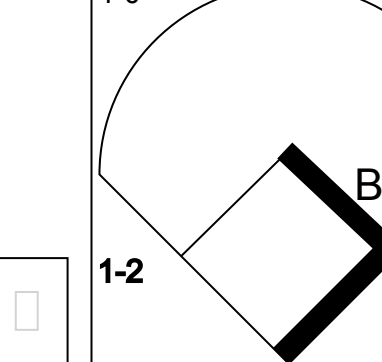
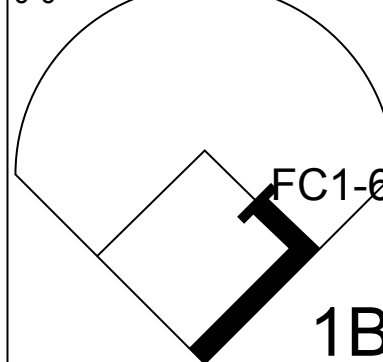
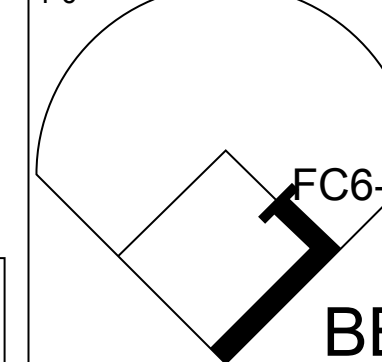
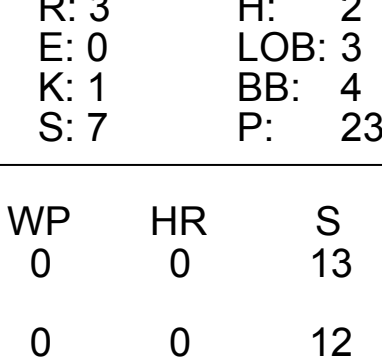
Washington Senators @ Oakland Athletics  
Oakland-Alameda County Coliseum, Oakland, CA  
Tue May 12 1970, 7:05 PM PDT  
Att: 3,230 - Unknown

livebaseballscores.com  
AB 35  
R 5  
H 8  
RBI 5  
BB 4  
SO 6  
LOB 11





Batter	1	2	3	4	5	6	7	8	9	AB	R	H	RBI	BB	SO	LOB	TOP					
Ed Brinkman, R (1, 6) OBP: 0.342, SLG: 0.299										3	0	0	0	1	1	2	<p>Washington Senators @ Oakland Athletics Oakland-Alameda County Coliseum, Oakland, CA</p> <p>Wed May 13 1970, 7:05 PM PDT Att: 4,487 - Unknown</p> <p>livebaseballscorecards.com</p>					
Ed Stroud, L (1, 8) OBP: 0.412, SLG: 0.435										3	0	2	0	1	1	1						
Lee Maye, L (1, 9) OBP: 0.341, SLG: 0.468										4	0	0	0	0	0	4						
Frank Howard, R (1, 7) OBP: 0.430, SLG: 0.623										2	0	0	0	2	1	2						
Mike Epstein, L (1, 3) OBP: 0.386, SLG: 0.490										1	0	1	0	3	0	0						
Aurelio Rodriguez, R (1, 5) OBP: 0.331, SLG: 0.434										4	1	1	0	0	1	6						
Bernie Allen, L (1, 4) OBP: 0.377, SLG: 0.455										2	0	0	0	2	0	1						
Davey Nelson, R (0, PR) OBP: 0.209, SLG: 0.135										0	0	0	0	0	0	0						
Paul Casanova, R (1, 2) OBP: 0.184, SLG: 0.216										4	0	0	0	0	0	3						
Jim Shellenback, L (1, 1) Dick Such, L (4, 1) Jim Hannan, R (6, 1) Del Unser, L (7, PH) Tim Cullen, R (7, PH) Darold Knowles, L (7, 1) Rick Reichardt, R (9, PH)										1	0	0	0	0	0	0						
<b>Inning Stats</b>	R: 0 E: 0 K: 2 S: 8	H: 1 LOB: 3 BB: 2 P: 16	R: 0 E: 0 K: 0 S: 3	H: 0 LOB: 0 BB: 0 P: 3	R: 0 E: 0 K: 2 S: 7	H: 0 LOB: 1 BB: 1 P: 11	R: 0 E: 0 K: 0 S: 2	H: 0 LOB: 0 BB: 0 P: 6	R: 0 E: 0 K: 1 S: 5	H: 0 LOB: 0 BB: 0 P: 5	R: 0 E: 0 K: 0 S: 2	H: 1 LOB: 2 BB: 2 P: 10	R: 1 E: 1 K: 0 S: 4	H: 1 LOB: 2 BB: 1 P: 8	R: 0 E: 0 K: 0 S: 4	H: 1 LOB: 2 BB: 1 P: 8	R: 0 E: 0 K: 0 S: 2	H: 0 LOB: 1 BB: 1 P: 6	1B: 3 2B: 2 3B: 0 HR: 0	SF: 0 SAC: 0 DP: 4 HBP: 0	WP: 0 PB: 1 SB: 0 CS: 0	PA: 36
<b>PITCHER</b>	IP WLS BF H R ER SO BB IBB HBP BLK WP HR S P ERA WHIP																					
Blue Moon Odom, R (1, 1) ERA: 4.23	6.0 W 25 3 1 0 5 7 0 0 0 0 0 0 28 56 0.00 1.667																					
Rollie Fingers, R (7, 1) ERA: 2.73	3.0 S 11 1 0 0 0 2 0 0 0 0 0 0 9 17 0.00 1.000																					

Batter	1	2	3	4	5	6	7	8	9	AB	R	H	RBI	BB	SO	LOB	BOTTOM			
Bert Campaneris, R (1, 6) OBP: 0.276, SLG: 0.380										5	1	0	0	0	1	5	<p>Washington Senators @ Oakland Athletics Oakland-Alameda County Coliseum, Oakland, CA</p> <p>Wed May 13 1970, 7:05 PM PDT Att: 4,487 - Unknown</p> <p>livebaseballscorecards.com</p>			
Rick Monday, L (1, 8) OBP: 0.379, SLG: 0.482										4	1	1	2	1	0	1				
Reggie Jackson, L (1, 9) OBP: 0.322, SLG: 0.430										3	1	0	0	2	0	4				
Sal Bando, R (1, 5) OBP: 0.358, SLG: 0.506										4	1	1	2	1	0	0				
Felipe Alou, R (1, 7) OBP: 0.345, SLG: 0.435										4	2	2	0	1	0	1				
Dave Duncan, R (1, 2) OBP: 0.325, SLG: 0.544										5	1	2	1	0	0	2				
Don Mincher, L (1, 3) OBP: 0.303, SLG: 0.552										3	1	2	3	1	1	2				
Dick Green, R (1, 4) OBP: 0.289, SLG: 0.283										2	0	0	0	2	0	4				
Blue Moon Odom, R (1, 1) OBP: 0.250, SLG: 0.200										2	0	1	0	1	0	3				
Rollie Fingers, R (7, 1) OBP: 0.333, SLG: 0.250										0	0	0	0	1	0	0				
<b>Inning Stats</b>	R: 0 E: 0 K: 0 S: 2	H: 0 LOB: 1 BB: 1 P: 6	R: 1 E: 1 K: 0 S: 5	H: 2 LOB: 2 BB: 1 P: 9	R: 0 E: 0 K: 0 S: 3	H: 0 LOB: 0 BB: 0 P: 3	R: 3 E: 0 K: 1 S: 7	H: 2 LOB: 3 BB: 4 P: 23	R: 0 E: 0 K: 0 S: 4	H: 1 LOB: 2 BB: 1 P: 8	R: 4 E: 0 K: 1 S: 9	H: 4 LOB: 2 BB: 2 P: 17	R: 0 E: 0 K: 0 S: 3	H: 0 LOB: 1 BB: 1 P: 7	R: 0 E: 0 K: 0 S: 3	H: 0 LOB: 0 BB: 0 P: 3	1B: 6 2B: 3 3B: 0 HR: 0	SF: 0 SAC: 0 DP: 1 HBP: 0	WP: 0 PB: 0 SB: 3 CS: 1	PA: 43
<b>PITCHER</b>	IP WLS BF H R ER SO BB IBB HBP BLK WP HR S P ERA WHIP																			
Jim Shellenback, L (1, 1) ERA: 6.05	3.1 L 16 4 4 4 1 3 2 0 0 0 0 0 13 25 10.80 2.100																			
Dick Such, R (4, 1) ERA: 6.23	2.0 15 4 4 4 1 3 2 0 0 0 0 0 12 32 18.00 3.500																			
Jim Hannan, R (6, 1) ERA: 2.35	0.2 4 1 0 0 1 1 0 0 0 0 0 0 5 9 0.00 3.000																			
Darold Knowles, L (7, 1) ERA: 2.66	2.0 7 0 0 0 0 1 0 0 0 0 0 0 6 10 0.00 0.500																			









Batter	1	2	3	4	5	6	7	8	9	AB	R	H	RBI	BB	SO	LOB	TOP			
<b>Don Buford, S</b> OBP: 0.377, SLG: 0.421 (1, 7)										5	0	1	0	0	0	0	<b>Baltimore Orioles @ Washington Senators</b> Robert F. Kennedy Memorial Stadium, Washington, DC Sat May 16 1970, 7:05 PM EDT Att: 8,917 - Unknown <a href="http://livebaseballscorecards.com">livebaseballscorecards.com</a>			
<b>Mark Belanger, R</b> OBP: 0.295, SLG: 0.260 (1, 6)										4	1	1	0	1	0	1				
<b>Frank Robinson, R</b> OBP: 0.446, SLG: 0.642 (1, 9)										3	1	2	0	2	0	1				
<b>Boog Powell, L</b> OBP: 0.426, SLG: 0.617 (1, 3)										3	0	1	1	1	2	3				
<b>Paul Blair, R</b> OBP: 0.343, SLG: 0.438 (1, 8)										4	1	1	0	0	0	6				
<b>Brooks Robinson, R</b> OBP: 0.345, SLG: 0.515 (1, 5)										4	1	1	3	0	0	0				
<b>Davey Johnson, R</b> OBP: 0.408, SLG: 0.500 (1, 4)										4	0	0	0	0	1	0				
<b>Eliot Hendricks, L</b> OBP: 0.309, SLG: 0.422 (1, 2)										4	0	1	0	0	0	0				
<b>Dave McNally, R</b> OBP: 0.200, SLG: 0.217 (1, 1)										3	0	0	0	0	3	1				
<b>Eddie Watt, R</b> OBP: 0.333, SLG: 0.333 (8, 1)										1	0	0	0	0	1	0				
<b>Inning Stats</b>	R: 0 E: 0 K: 1 S: 6	H: 1 LOB: 2 BB: 1 P: 10	R: 0 E: 0 K: 0 S: 3	H: 0 LOB: 0 BB: 0 P: 3	R: 0 E: 0 K: 1 S: 5	H: 0 LOB: 0 BB: 0 P: 5	R: 3 E: 0 K: 2 S: 10	H: 3 LOB: 0 BB: 0 P: 10	R: 1 E: 0 K: 1 S: 6	H: 1 LOB: 1 BB: 0 P: 6	R: 0 E: 0 K: 0 S: 4	H: 1 LOB: 2 BB: 1 P: 8	R: 0 E: 0 K: 0 S: 3	H: 0 LOB: 0 BB: 0 P: 3	R: 0 E: 0 K: 1 S: 6	H: 1 LOB: 1 BB: 0 P: 6	1B: 6 2B: 1 3B: 0 HR: 1	SF: 0 SAC: 0 DP: 0 HBP: 0	WP: 0 PB: 0 SB: 1 CS: 0	PA: 39
<b>PITCHER</b>	IP WLS BF H R ER SO BB IBB HBP BLK WP HR S P ERA WHIP																			
<b>Casey Cox, R</b> ERA: 5.02 (1, 1)	7.0 L 32 7 4 4 6 3 1 0 0 0 1 40 56 5.14 1.429																			
<b>Horacio Pina, R</b> ERA: 2.08 (8, 1)	2.0 7 1 0 0 1 0 0 0 0 0 0 9 9 0.00 0.500																			

Batter	1	2	3	4	5	6	7	8	9	AB	R	H	RBI	BB	SO	LOB	BOTTOM					
<b>Ed Brinkman, R</b> OBP: 0.335, SLG: 0.289 (1, 6)										3	0	0	0	1	0	1	<b>Baltimore Orioles @ Washington Senators</b> Robert F. Kennedy Memorial Stadium, Washington, DC Sat May 16 1970, 7:05 PM EDT Att: 8,917 - Unknown <a href="http://livebaseballscorecards.com">livebaseballscorecards.com</a>					
<b>Davey Nelson, R</b> OBP: 0.224, SLG: 0.163 (1, 4)										4	0	1	0	0	3	2						
<b>Frank Howard, R</b> OBP: 0.427, SLG: 0.628 (1, 3)										4	0	1	0	0	1	1						
<b>Rick Reichardt, R</b> OBP: 0.404, SLG: 0.625 (1, 7)										3	2	1	1	1	1	1						
<b>Aurelio Rodriguez, R</b> OBP: 0.331, SLG: 0.446 (1, 5)										4	1	1	2	0	1	1						
<b>Wayne Comer, R</b> OBP: 0.087, SLG: 0.087 (1, 9)										3	0	1	0	0	0	0						
<b>Mike Epstein, L</b> OBP: 0.383, SLG: 0.477 (9, PH)										1	0	0	0	0	1	0						
<b>Ed Stroud, L</b> OBP: 0.400, SLG: 0.413 (1, 8)										2	0	0	0	0	0	1						
<b>Paul Casanova, R</b> OBP: 0.220, SLG: 0.231 (1, 2)										2	0	1	0	1	0	1						
<b>Casey Cox, R</b> OBP: 0.118, SLG: 0.118 (1, 1)										1	0	0	0	0	1	0						
<b>Tim Cullen, R</b> OBP: 0.222, SLG: 0.125 (7, PH)										1	0	0	0	0	0	1						
<b>Horacio Pina, R</b> ERA: 1.2 (8, 1)										0	0	0	0	0	0	0						
<b>Inning Stats</b>	R: 0 E: 0 K: 2 S: 6	H: 0 LOB: 0 BB: 1 P: 10	R: 1 E: 0 K: 1 S: 6	H: 1 LOB: 1 BB: 0 P: 7	R: 0 E: 0 K: 2 S: 7	H: 0 LOB: 0 BB: 0 P: 7	R: 2 E: 0 K: 0 S: 4	H: 1 LOB: 0 BB: 1 P: 8	R: 0 E: 0 K: 1 S: 5	H: 0 LOB: 1 BB: 1 P: 9	R: 0 E: 0 K: 0 S: 3	H: 1 LOB: 0 BB: 0 P: 3	R: 0 E: 0 K: 0 S: 4	H: 2 LOB: 1 BB: 0 P: 4	R: 0 E: 0 K: 0 S: 3	H: 1 LOB: 0 BB: 0 P: 3	R: 0 E: 0 K: 2 S: 7	H: 0 LOB: 0 BB: 0 P: 7	1B: 4 2B: 0 3B: 0 HR: 2	SF: 0 SAC: 1 DP: 3 HBP: 1	WP: 0 PB: 0 SB: 0 CS: 1	PA: 33
<b>PITCHER</b>	IP WLS BF H R ER SO BB IBB HBP BLK WP HR S P ERA WHIP																					
<b>Dave McNally, L</b> ERA: 3.63 (1, 1)	7.1 W 29 6 3 3 6 3 0 1 0 0 2 37 50 3.68 1.227																					
<b>Eddie Watt, R</b> ERA: 1.2 (8, 1)	1.2 S 4 0 0 0 2 0 0 0 0 0 0 8 8 0.00 0.000																					







Batter	1	2	3	4	5	6	7	8	9	AB	R	H	RBI	BB	SO	LOB	TOP			
Ted Uhlhaender, L (1, 8) OBP: 0.320, SLG: 0.372	0-0 4-3		0-0 4-3		0-0 6-3			0-0 F7		4	0	0	0	0	0	0	<b>Cleveland Indians @ Washington Senators</b> Robert F. Kennedy Memorial Stadium, Washington, DC Tue May 19 1970, 7:05 PM EDT Att: 6,614 - Unknown <a href="http://livebaseballscorecards.com">livebaseballscorecards.com</a>			
Eddie Leon, R (1, 4) OBP: 0.255, SLG: 0.287 (7, 6)	0-0 1B 1B		0-3 K		0-3 K			0-0 L9		4	0	1	0	0	2	0				
Vada Pinson, L (1, 7) OBP: 0.362, SLG: 0.523	0-0 1B		0-0 HR		0-0 4-3			0-3 K		4	1	2	1	0	1	0				
Tony Horton, R (1, 3) OBP: 0.298, SLG: 0.363	0-0 1B		0-0 1B		0-0 5-3			0-0 5-3		4	0	2	0	0	0	0				
Duke Sims, L (1, 9) OBP: 0.256, SLG: 0.333	0-3 K		0-3 K		1-0 HBP			0-0 F8		3	0	0	0	0	2	4				
Graig Nettles, L (1, 5) OBP: 0.276, SLG: 0.221	0-0 F2				0-0 4-3			0-0 4-3		4	0	0	0	0	0	4				
Ray Fosse, R (1, 2) OBP: 0.330, SLG: 0.313					0-0 F9			0-0 5-3		3	0	0	0	0	0	0				
Jack Heidemann, R (1, 6) OBP: 0.218, SLG: 0.226 Rich Rollins, R (7, PH) Phil Hennigan, R (7, 1)					0-0 P4			0-0 6-3		2	0	0	0	0	0	0				
Barry Moore, L (1, 1) OBP: 0.125, SLG: 0.125 Lou Klimchock, L (5, PH) Vince Colbert, R (5, 1) Russ Nagelson, L (7, PH) Larry Brown, R (7, 4)					0-3 K			0-0 F8		1	0	0	0	0	1	0				
<b>Inning Stats</b>	R: 0 E: 0 K: 1 S: 8	H: 3 LOB: 3 BB: 0 P: 8	R: 0 E: 0 K: 0 S: 5	H: 0 LOB: 0 BB: 0 P: 5	R: 1 E: 0 K: 2 S: 9	H: 2 LOB: 1 BB: 0 P: 9	R: 0 E: 0 K: 0 S: 3	H: 0 LOB: 0 BB: 0 P: 3	R: 0 E: 0 K: 0 S: 7	H: 0 LOB: 1 BB: 0 P: 7	R: 0 E: 0 K: 0 S: 3	H: 0 LOB: 0 BB: 0 P: 4	R: 0 E: 0 K: 1 S: 5	H: 0 LOB: 0 BB: 0 P: 5	R: 0 E: 0 K: 0 S: 3	H: 0 LOB: 0 BB: 0 P: 3		1B: 4 2B: 0 3B: 0 HR: 1	SF: 0 SAC: 0 DP: 0 HBP: 1	WP: 0 PB: 0 SB: 0 CS: 0
<b>PITCHER</b> Joe Coleman, R (1, 1) ERA: 3.09	IP: 9.0 WLS: W BF: 33 H: 5 R: 1 ER: 1 SO: 7 BB: 0 IBB: 0 HBP: 1 BLK: 0 WP: 0 HR: 1 S: 46 P: 47 ERA: 1.00 WHIP: 0.556															<b>PITCHER</b>				

Batter	1	2	3	4	5	6	7	8	9	AB	R	H	RBI	BB	SO	LOB	BOTTOM			
Ed Brinkman, R (1, 6) OBP: 0.329, SLG: 0.275	0-0 1-3		0-0 FC5-4		0-0 4-3			0-0 F9		4	0	0	0	0	0	3	<b>Cleveland Indians @ Washington Senators</b> Robert F. Kennedy Memorial Stadium, Washington, DC Tue May 19 1970, 7:05 PM EDT Att: 6,614 - Unknown <a href="http://livebaseballscorecards.com">livebaseballscorecards.com</a>			
Davey Nelson, R (1, 4) OBP: 0.208, SLG: 0.149	0-0 1-3		0-0 F2		0-0 G3			0-0 1-3		4	0	0	0	0	1					
Frank Howard, R (1, 3) OBP: 0.417, SLG: 0.597	4-0 BB				0-0 4-3			0-3 K		3	0	0	0	1	1	0				
Rick Reichardt, R (1, 7) OBP: 0.411, SLG: 0.682	0-3 K				0-0 HR			0-0 K		4	1	2	0	0	2	1				
Wayne Comer, R (1, 9) OBP: 0.111, SLG: 0.077					4-0 HR			0-0 5-3		3	1	0	0	1	0	1				
Aurelio Rodriguez, R (1, 5) OBP: 0.315, SLG: 0.423					0-0 P5			0-3 K		3	0	0	0	0	1	2				
Ed Stroud, L (1, 8) OBP: 0.393, SLG: 0.444					0-0 HR			0-0 3-1		3	1	1	3	0	0	0				
Paul Casanova, R (1, 2) OBP: 0.227, SLG: 0.220					0-0 F7			4-0 BB		2	0	0	0	1	0	0				
Joe Coleman, R (1, 1) OBP: 0.333, SLG: 0.235					4-0 FC5-4			4-0 BB		1	0	0	0	2	0	0				
<b>Inning Stats</b>	R: 0 E: 0 K: 1 S: 5	H: 0 LOB: 1 BB: 1 P: 9	R: 0 E: 0 K: 0 S: 3	H: 0 LOB: 0 BB: 0 P: 3	R: 0 E: 0 K: 0 S: 3	H: 0 LOB: 1 BB: 1 P: 7	R: 3 E: 0 K: 0 S: 5	H: 2 LOB: 0 BB: 1 P: 9	R: 0 E: 0 K: 0 S: 3	H: 0 LOB: 0 BB: 0 P: 3	R: 0 E: 0 K: 1 S: 5	H: 0 LOB: 2 BB: 2 P: 5	R: 0 E: 0 K: 1 S: 5	H: 0 LOB: 2 BB: 2 P: 13	R: 0 E: 0 K: 1 S: 6	H: 1 LOB: 1 BB: 0 P: 6		1B: 0 2B: 1 3B: 1 HR: 1	SF: 0 SAC: 0 DP: 0 HBP: 0	WP: 0 PB: 0 SB: 0 CS: 0
<b>PITCHER</b> Barry Moore, L (1, 1) ERA: 3.59 Vince Colbert, R (5, 1) Phil Hennigan, R (7, 1) ERA: 3.38	IP: 4.0 WLS: L BF: 17 H: 2 R: 3 ER: 3 SO: 1 BB: 3 IBB: 0 HBP: 0 BLK: 0 WP: 0 HR: 1 S: 16 P: 28 ERA: 6.75 WHIP: 1.250															<b>PITCHER</b>				



Batter	1	2	3	4	5	6	7	8	9	AB	R	H	RBI	BB	SO	LOB	TOP			
Ed Stroud, L OBP: 0.379, SLG: 0.427 (1, 8)	L4		1-3		K		P5			4	0	0	0	0	1	1	<b>Washington Senators @ New York Yankees</b> Yankee Stadium, Bronx, NY Wed May 20 1970, 7:05 PM EDT Alt. 7,649 - Unknown - 78 F			
Lee Mays, L OBP: 0.330, SLG: 0.433 Del Unser, L OBP: 0.288, SLG: 0.231 (1, 7) (8, 8)	G3		3-1		F3		1-3			4	0	0	0	0	0	1				
Frank Howard, R Wayne Comer, R OBP: 0.413, SLG: 0.585 OBP: 0.111, SLG: 0.077 (1, 9) (8, 7)	1B			5-3	K			K		4	0	1	0	0	2	0				
Mike Epstein, L OBP: 0.376, SLG: 0.457 (1, 3)	1B			BB	K			K		3	1	1	0	1	2	0				
Bernie Allen, L Tim Cullen, R OBP: 0.414, SLG: 0.458 OBP: 0.211, SLG: 0.118 (1, 4) (8, 4)	4-3			BB	BB			F9		3	1	1	0	1	0	2				
Aurelio Rodriguez, R OBP: 0.307, SLG: 0.411 (1, 5)		5-3		E6	F3			5-3		4	0	0	0	0	0	2				
Ed Brinkman, R OBP: 0.327, SLG: 0.274 (1, 6)	4-3			FC1-6	F8			1-3	1B	4	0	1	1	0	0	2				
Jim French, L OBP: 0.310, SLG: 0.171 (1, 2)	F5			BB	4-3			1-3		3	0	0	0	1	0	1				
Dick Bosman, R Darold Knowles, L OBP: 0.136, SLG: 0.136 (7, 1)			K	K				K		3	0	1	0	0	2	2				
										1	0	0	0	0	1	1				
<b>Inning Stats</b>	R: 0 E: 0 K: 0 S: 5	H: 2 LOB: 2 BB: 0 P: 5	R: 0 E: 0 K: 0 S: 3	H: 0 LOB: 0 BB: 0 P: 3	R: 0 E: 0 K: 1 S: 5	H: 0 LOB: 2 BB: 3 P: 18	R: 2 E: 1 K: 1 S: 6	H: 0 LOB: 0 BB: 0 P: 7	R: 0 E: 0 K: 1 S: 6	H: 1 LOB: 1 BB: 0 P: 6	R: 0 E: 0 K: 0 S: 4	H: 1 LOB: 0 BB: 0 P: 4	R: 0 E: 0 K: 2 S: 7	H: 0 LOB: 0 BB: 0 P: 7	R: 0 E: 0 K: 1 S: 6	H: 1 LOB: 1 BB: 0 P: 6	1B: 5 2B: 0 3B: 0 HR: 0	SF: 0 SAC: 0 DP: 0 HBP: 0	WP: 0 PB: 0 SB: 0 CS: 0	PA: 36
<b>PITCHER</b>	IP WLS BF H R ER SO BB IBB HBP BLK WP HR S P ERA WHIP	IP WLS BF H R ER SO BB IBB HBP BLK WP HR S P ERA WHIP																		
Stan Bahnsen, R ERA: 2.69 Lindy McDaniel, R ERA: 1.17 (1, 1) (8, 1)	7.0 L 29 4 2 0 5 3 0 0 0 0 0 0 36 48 0.00 1.000	2.0 7 1 0 0 3 0 0 0 0 0 0 0 13 13 0.00 0.500																		

Batter	1	2	3	4	5	6	7	8	9	AB	R	H	RBI	BB	SO	LOB	BOTTOM			
Horace Clarke, S OBP: 0.339, SLG: 0.320 (1, 4)	K		K		F8		FC6-4			4	0	0	0	0	2	4	<b>Washington Senators @ New York Yankees</b> Yankee Stadium, Bronx, NY Wed May 20 1970, 7:05 PM EDT Alt. 7,649 - Unknown - 78 F			
Gene Michael, S OBP: 0.322, SLG: 0.285 (1, 6)	K		P6		FC4-6		K			4	0	0	0	0	2	4				
Bobby Murcer, L OBP: 0.384, SLG: 0.386 (1, 8)	F7			F9		F7	F8			4	0	0	0	0	0	1				
Roy White, S OBP: 0.427, SLG: 0.482 (1, 7)		F5		BB	F8		1-3			3	0	0	0	1	0	0				
Thurman Munson, R OBP: 0.403, SLG: 0.337 (1, 2)	6-3			P5	1B	1B	6-3			4	0	1	0	0	0	1				
Curt Blefary, L OBP: 0.306, SLG: 0.214 (1, 9)		BB		K		1B	F8			3	0	1	0	1	1	1				
Pete Ward, L OBP: 0.292, SLG: 0.333 (1, 3)	P6			FC2-6	1B	FC4-6	2-3			3	0	1	0	1	0	1				
Jerry Kenney, L Ron Hansen, R OBP: 0.274, SLG: 0.266 OBP: 0.461, SLG: 0.133 (1, 5) (9, PH)			G3		FC2-6	FC4-6	G1-6-3			2	0	0	0	1	0	3				
Stan Bahnsen, R Frank Tepedino, L Ron Woods, R Lindy McDaniel, R John Ellis, R OBP: 0.100, SLG: 0.158 OBP: 0.250, SLG: 0.333 OBP: 0.344, SLG: 0.509 OBP: 0.461, SLG: 0.133 OBP: 0.200, SLG: 0.093 (1, 1) (7, PH) (7, PH) (8, 1) (9, PH)				3B	FC2-6	FC4-6	G1-6-3			2	0	1	0	0	0	2				
										0	0	0	0	0	0	0				
										0	0	0	0	0	0	0				
<b>Inning Stats</b>	R: 0 E: 0 K: 2 S: 7	H: 0 LOB: 0 BB: 0 P: 7	R: 0 E: 0 K: 0 S: 3	H: 0 LOB: 1 BB: 1 P: 7	R: 0 E: 0 K: 1 S: 6	H: 1 LOB: 1 BB: 0 P: 6	R: 0 E: 0 K: 1 S: 5	H: 0 LOB: 1 BB: 1 P: 9	R: 0 E: 0 K: 0 S: 4	H: 1 LOB: 2 BB: 1 P: 8	R: 0 E: 0 K: 0 S: 5	H: 2 LOB: 3 BB: 1 P: 9	R: 0 E: 0 K: 1 S: 5	H: 0 LOB: 0 BB: 0 P: 3	R: 0 E: 0 K: 0 S: 2	H: 0 LOB: 0 BB: 1 P: 6	1B: 3 2B: 0 3B: 1 HR: 0	SF: 0 SAC: 0 DP: 1 HBP: 0	WP: 0 PB: 0 SB: 0 CS: 0	PA: 36
<b>PITCHER</b>	IP WLS BF H R ER SO BB IBB HBP BLK WP HR S P ERA WHIP	IP WLS BF H R ER SO BB IBB HBP BLK WP HR S P ERA WHIP																		
Dick Bosman, R ERA: 3.34 Darold Knowles, L ERA: 2.3 (1, 1) (7, 1)	6.0 W 26 4 0 0 4 4 0 0 0 0 0 30 46 0.00 1.333	3.0 S 10 0 0 0 1 2 0 0 0 0 0 10 18 0.00 0.667																		

AB 33  
R 2  
H 5  
RBI 1  
BB 3  
SO 8  
LOB 12



AB 30  
R 0  
H 4  
RBI 0  
BB 6  
SO 5  
LOB 18













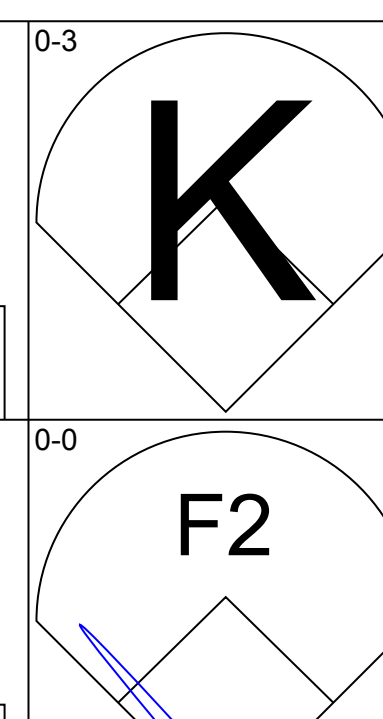
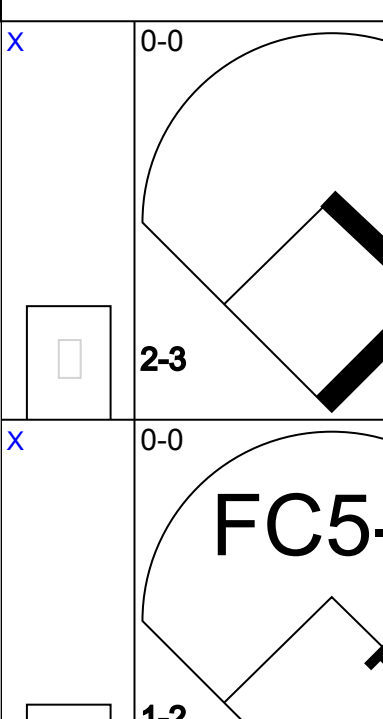
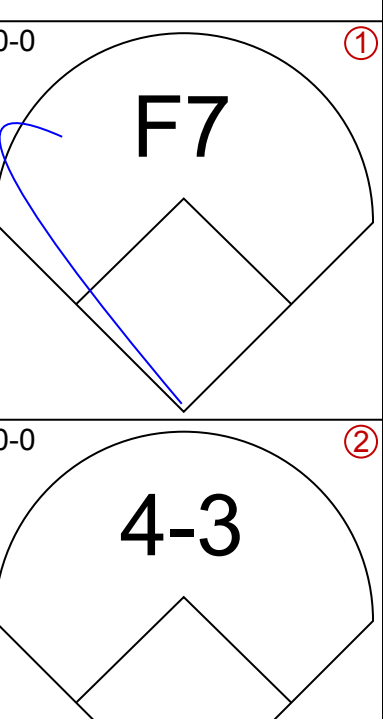
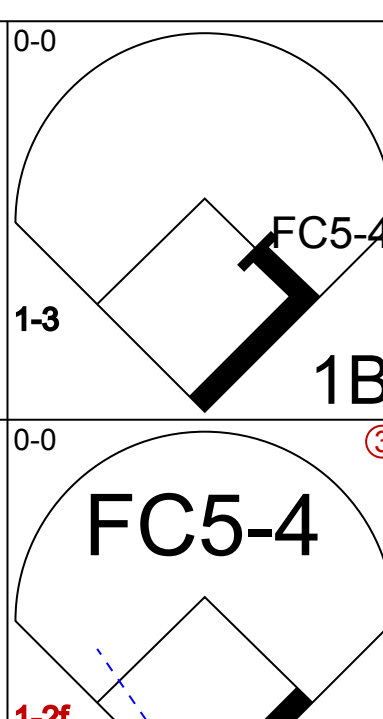
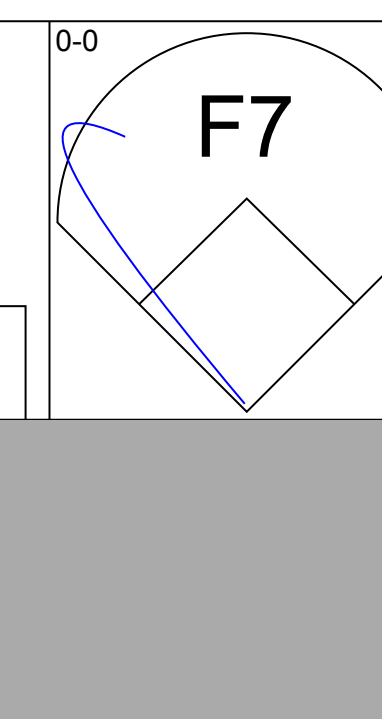
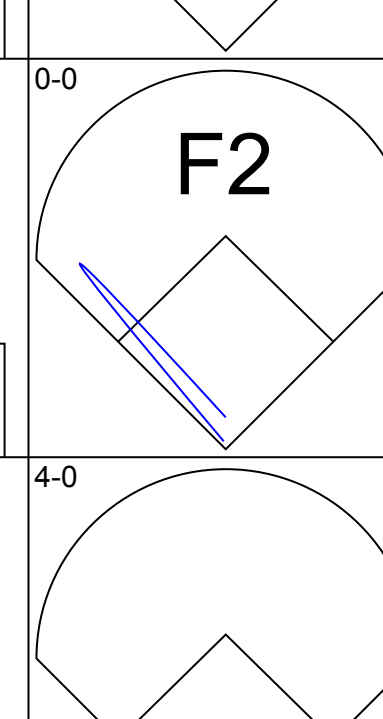
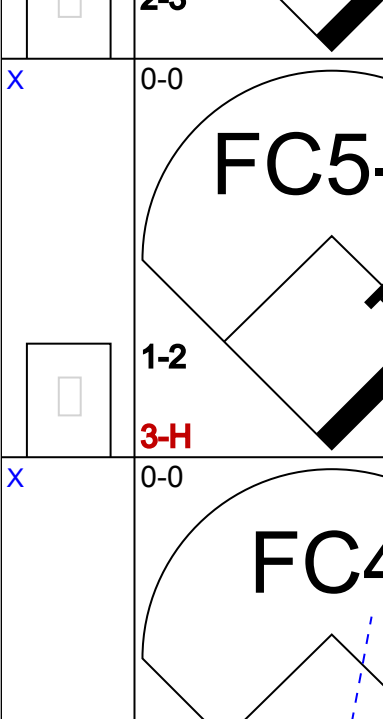
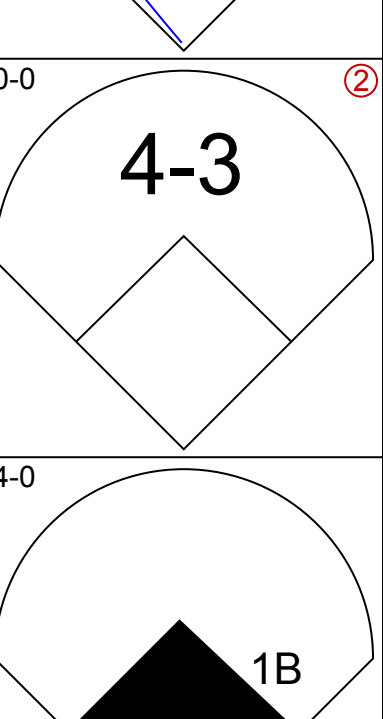
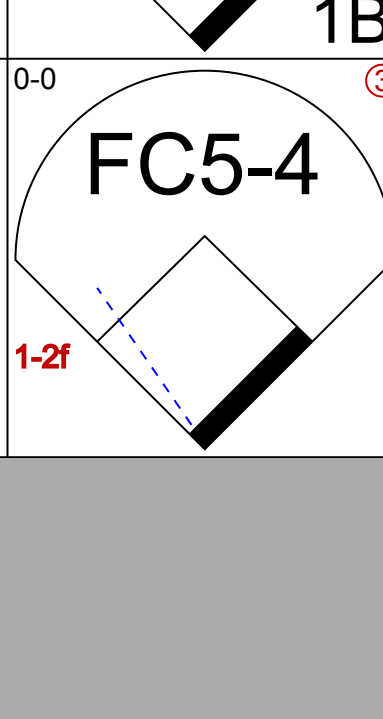
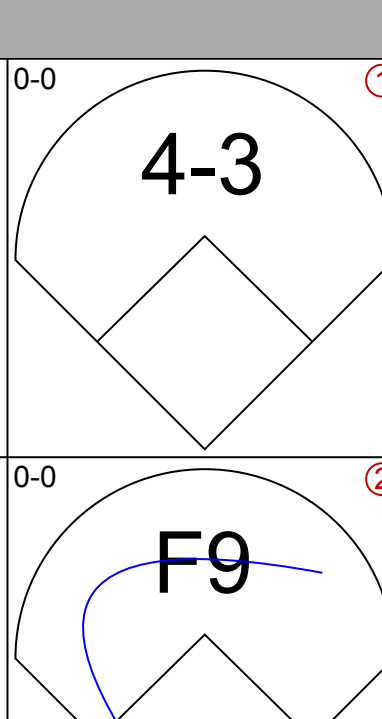
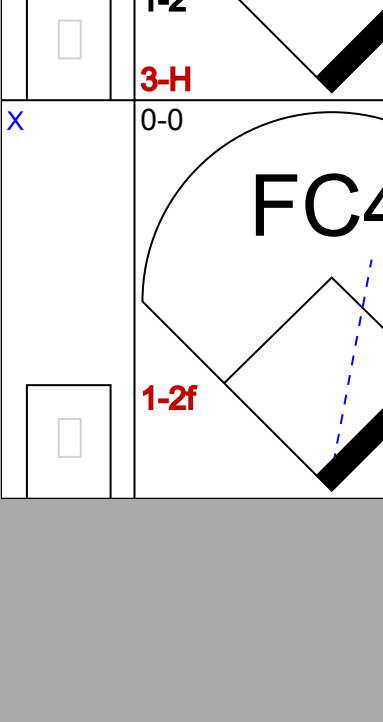

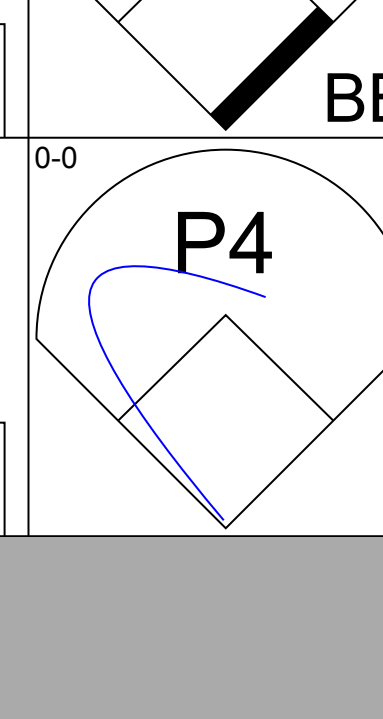

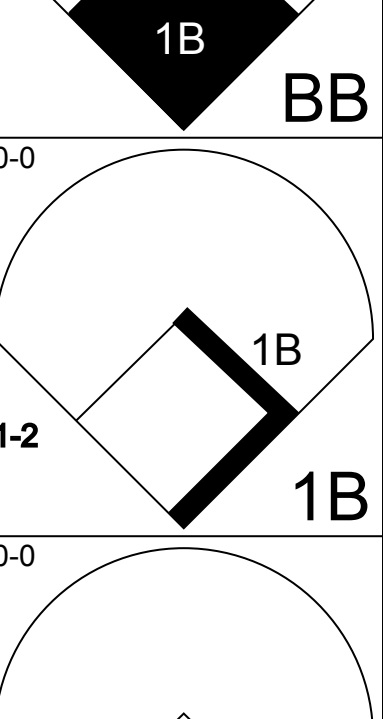


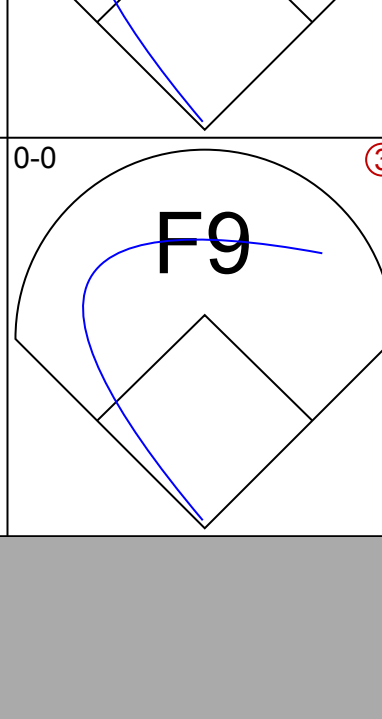

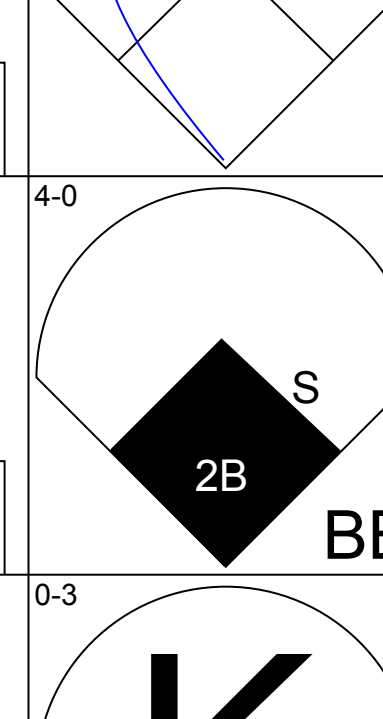
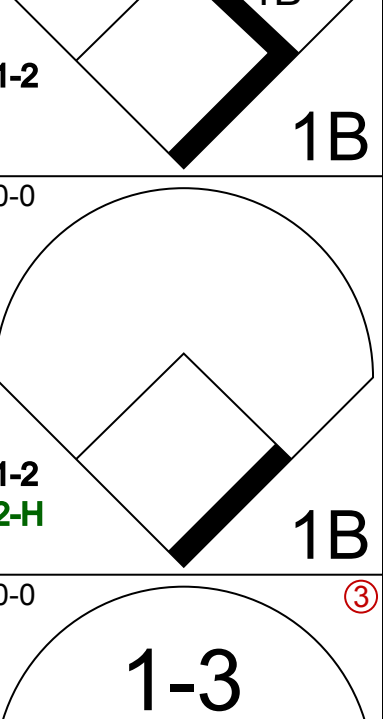
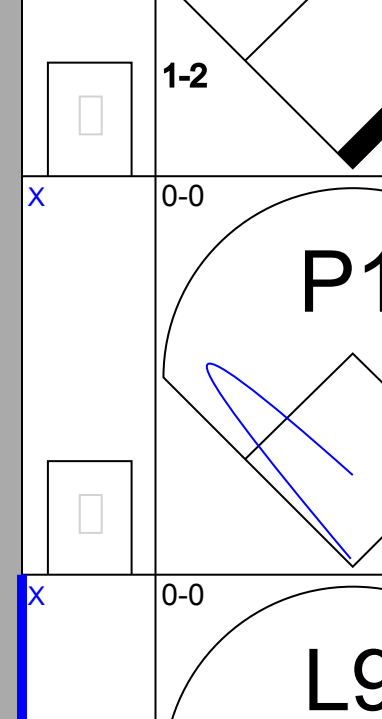

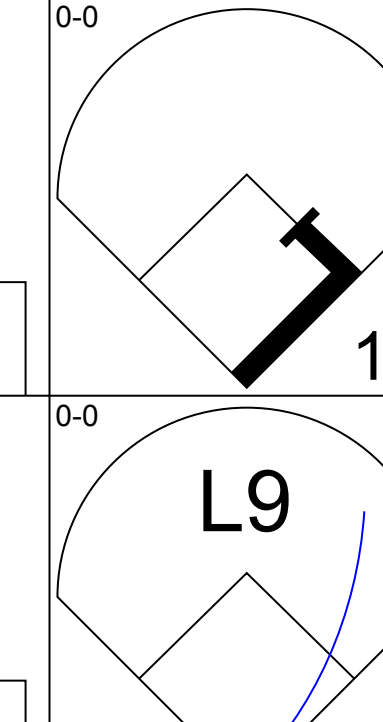
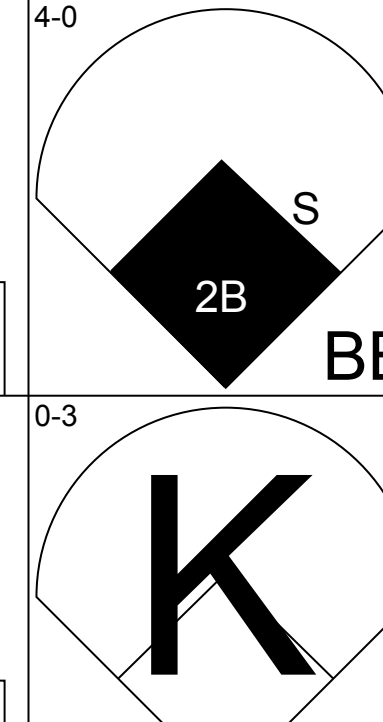
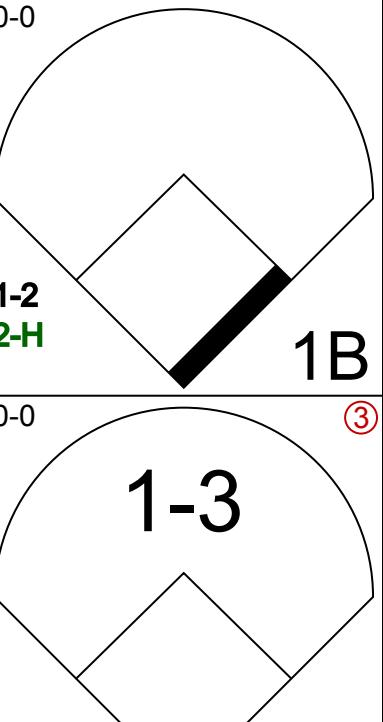
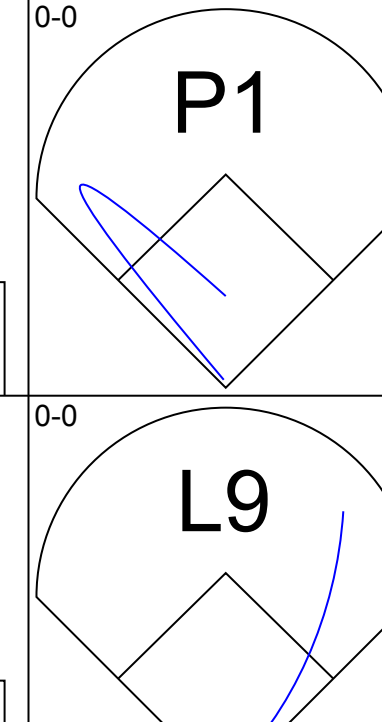
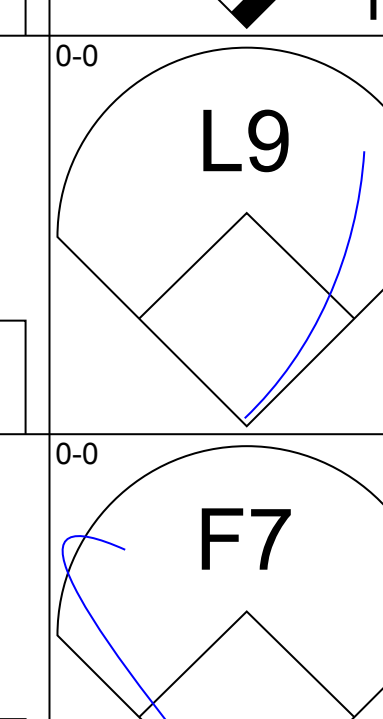
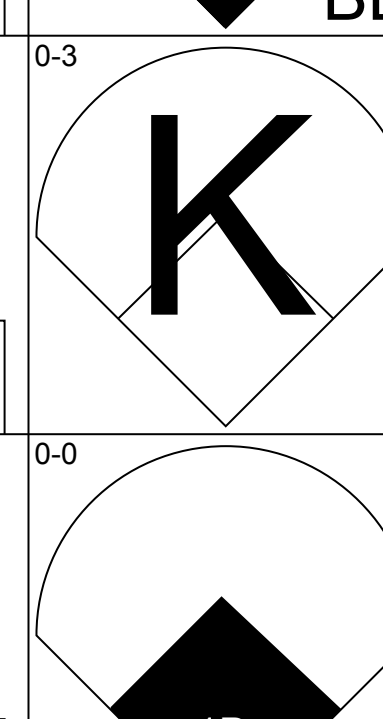

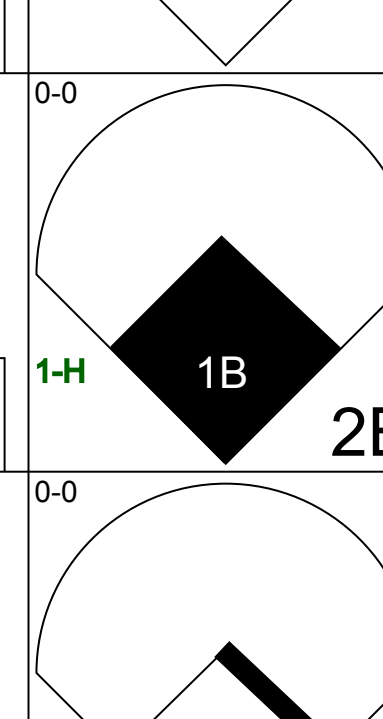

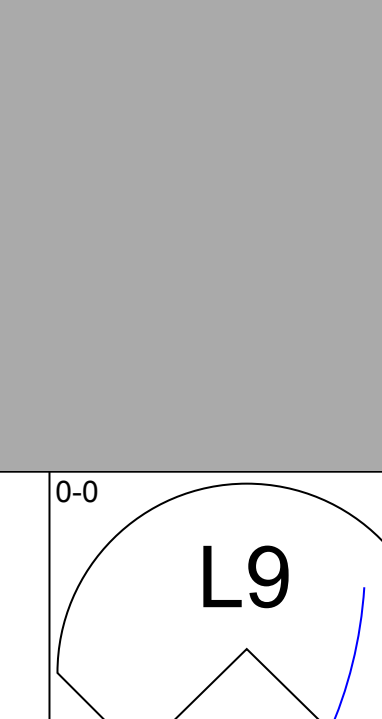
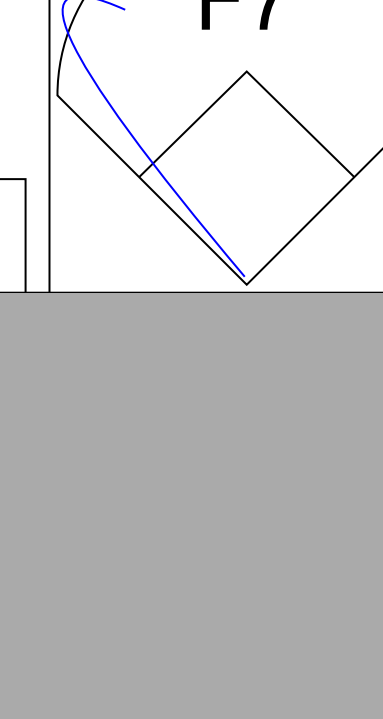
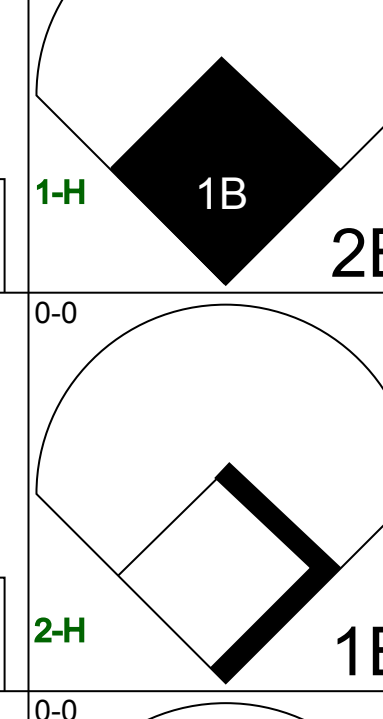
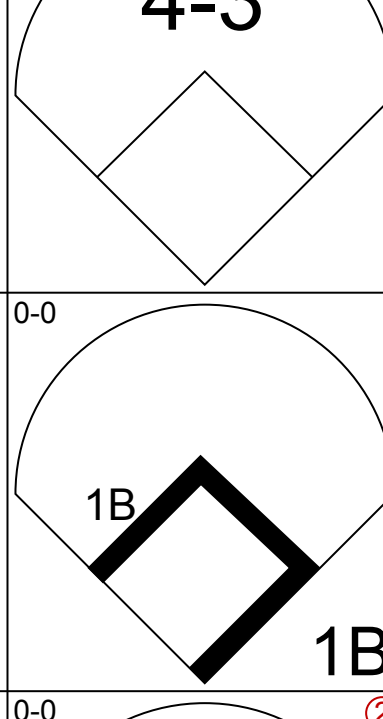
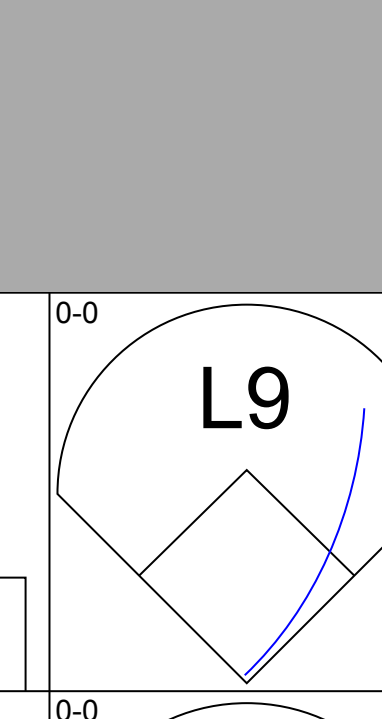
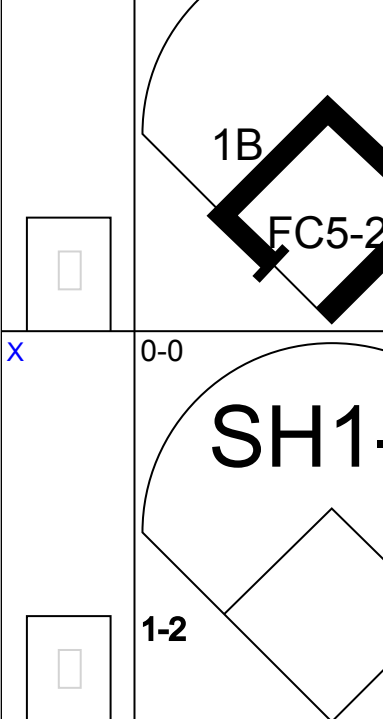
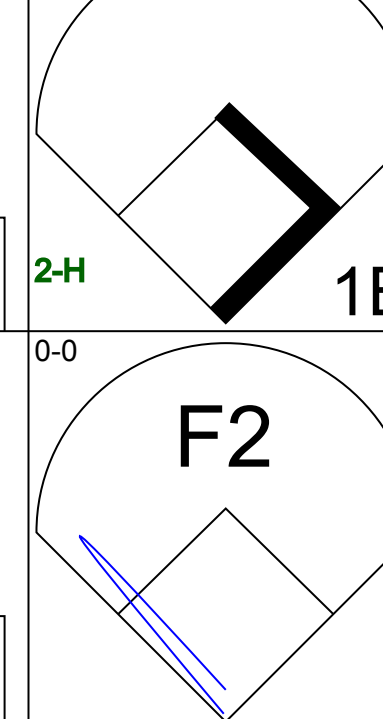

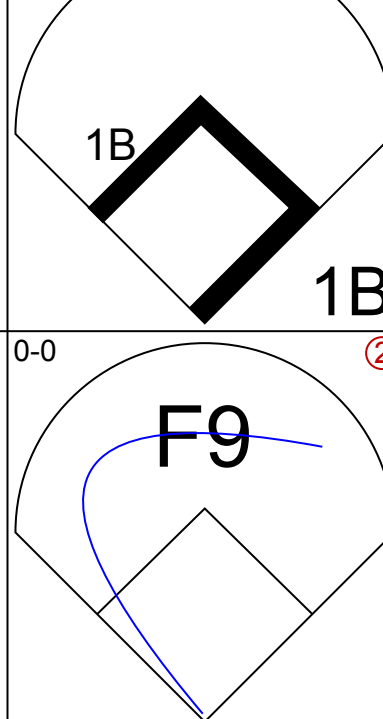
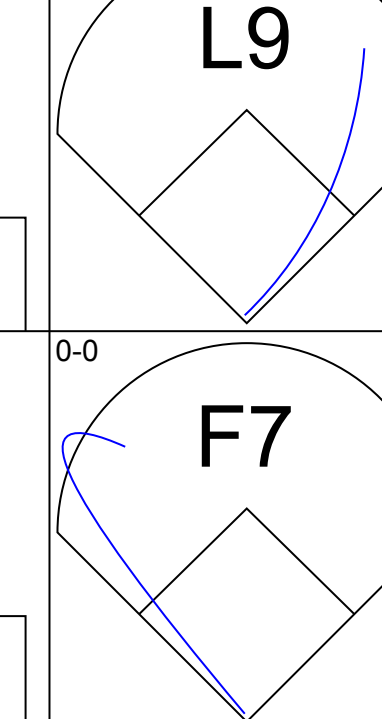
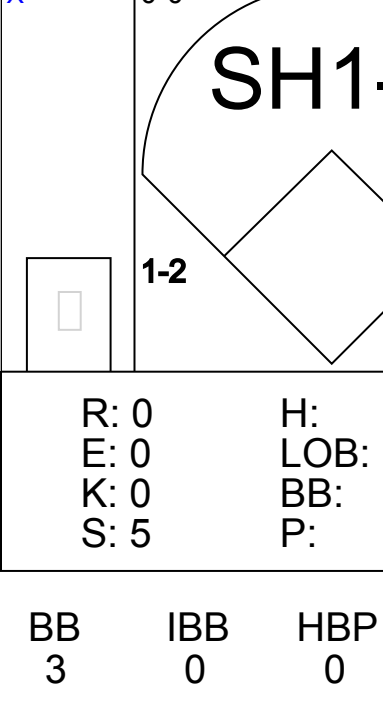
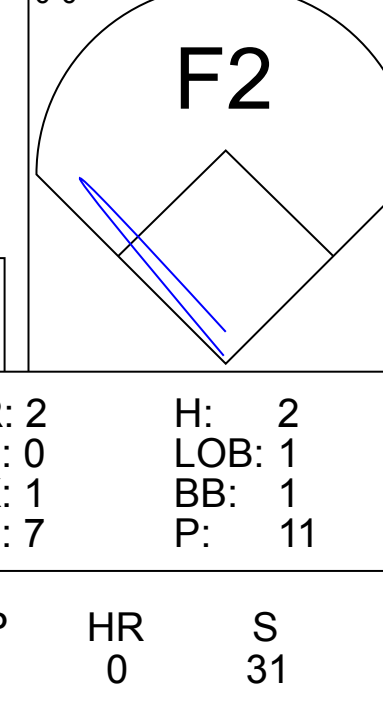
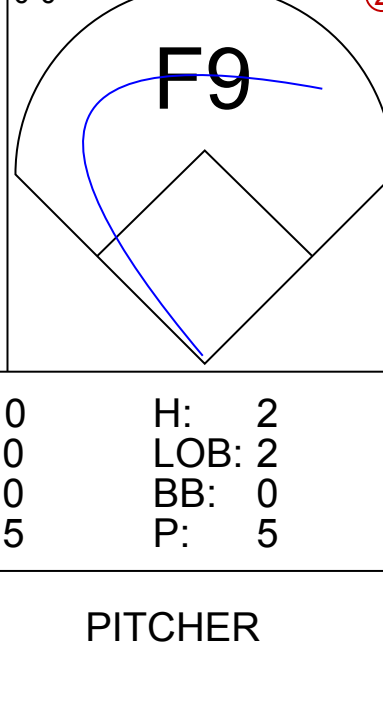
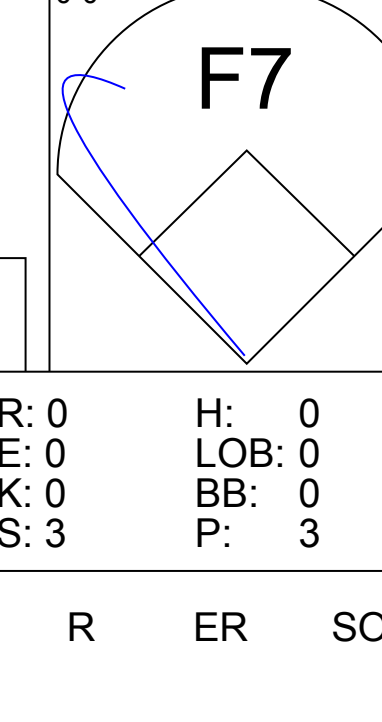


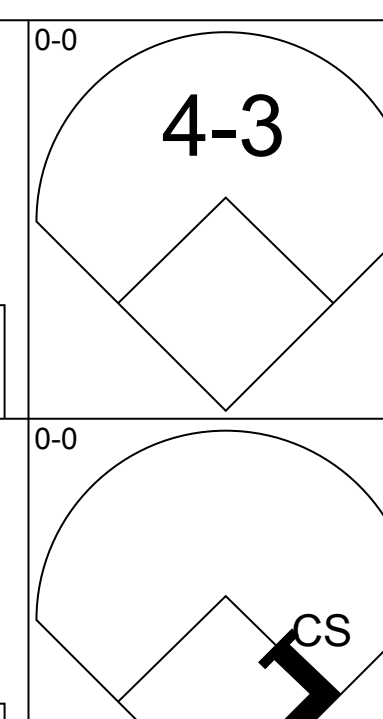
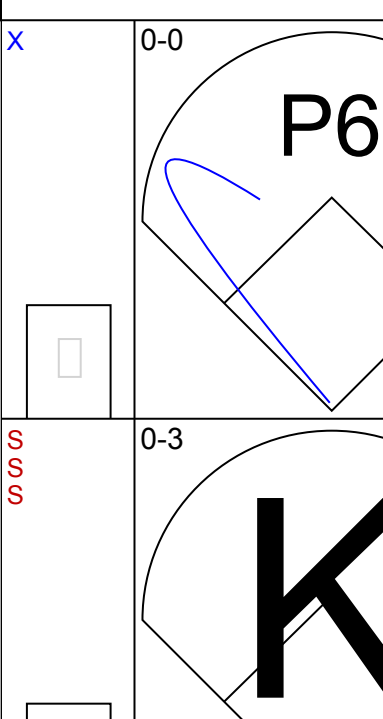
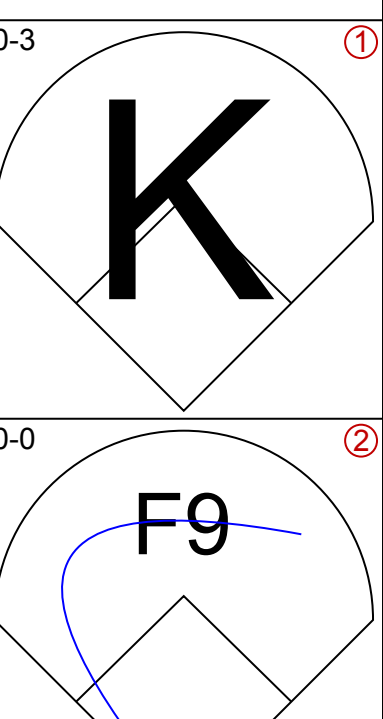
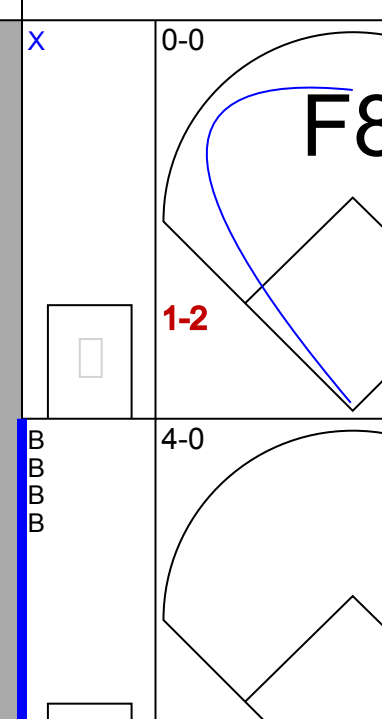
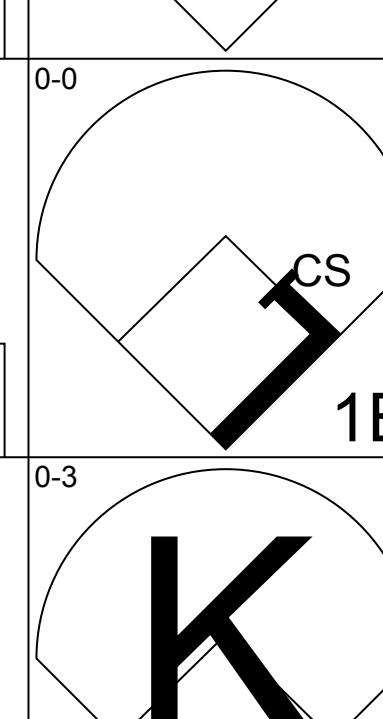
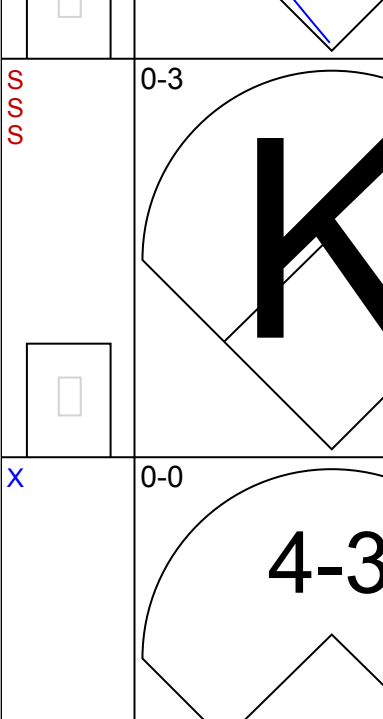
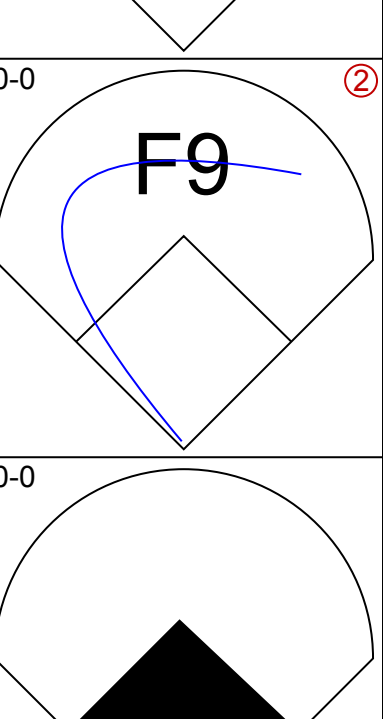
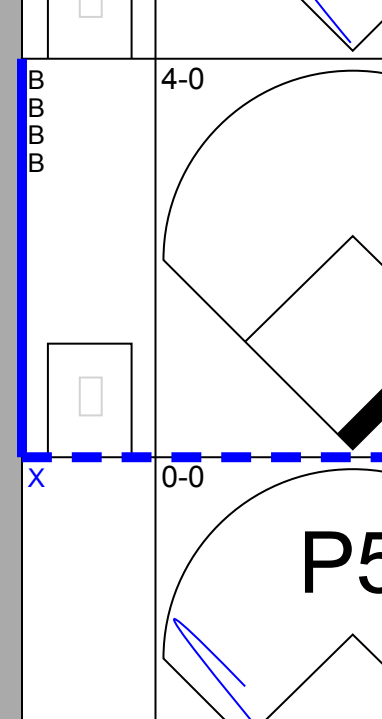
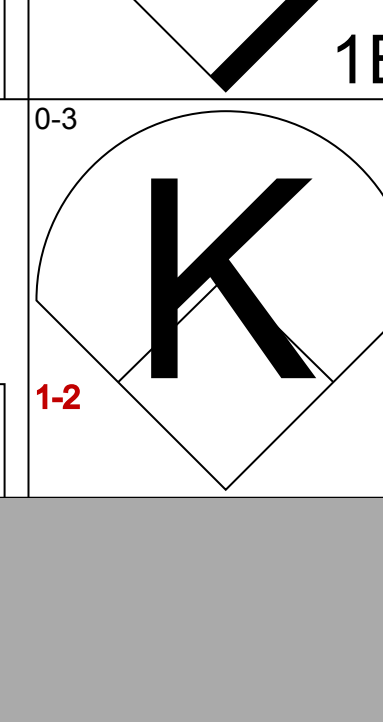
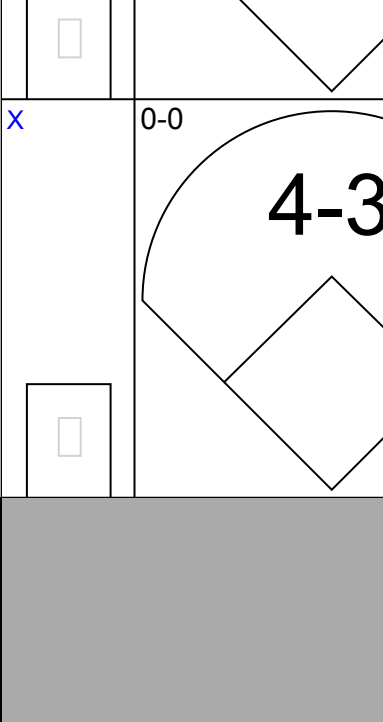


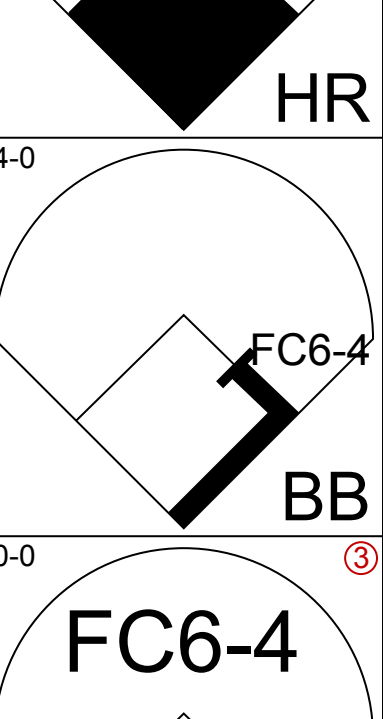

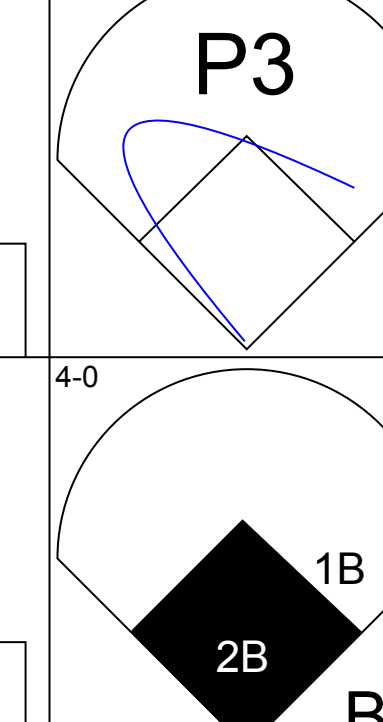
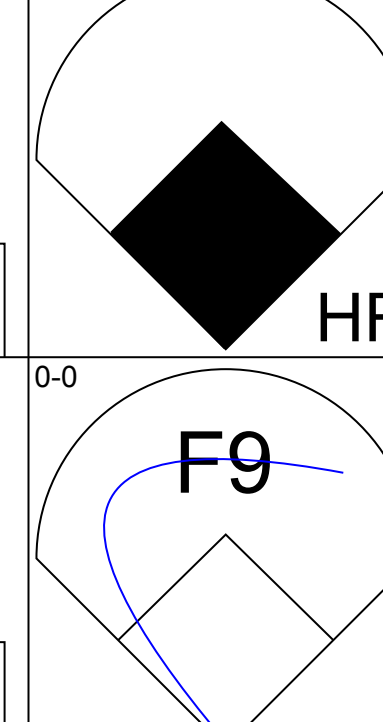
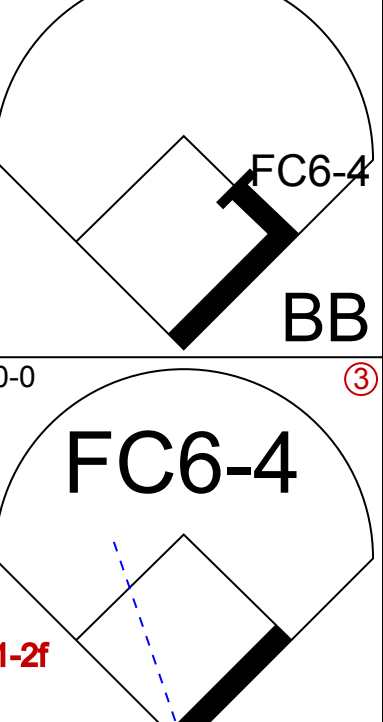
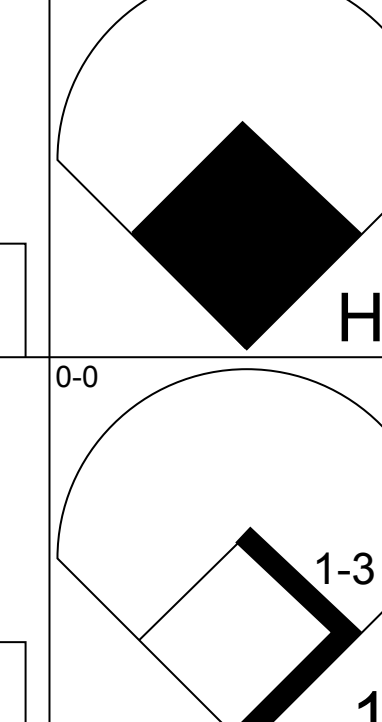
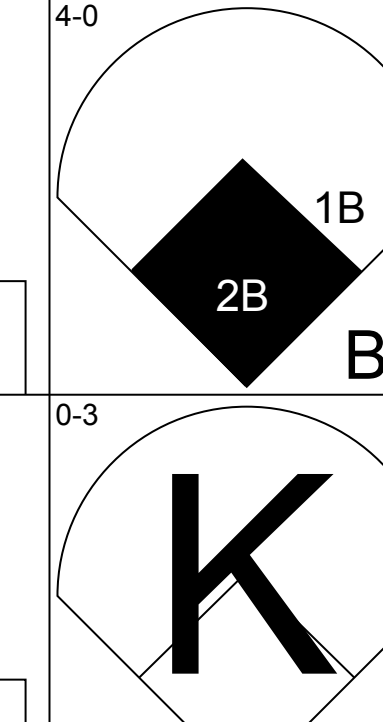
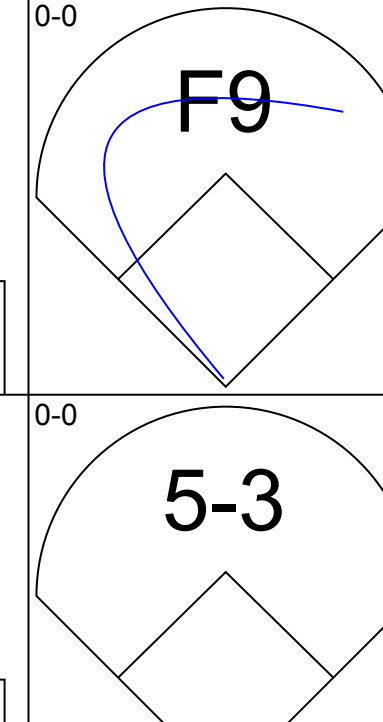
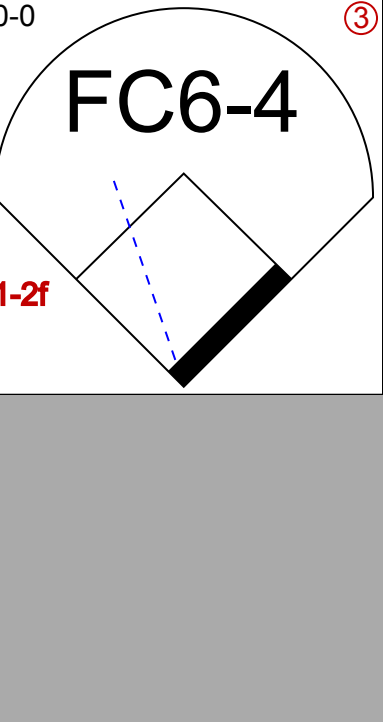
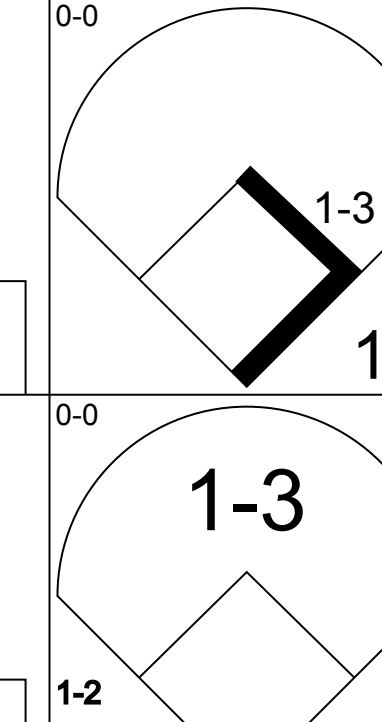
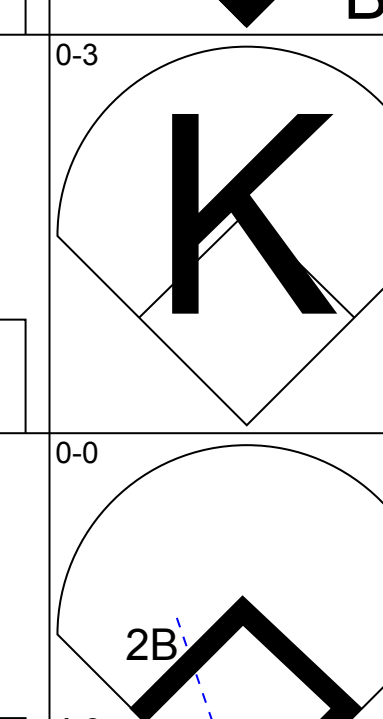
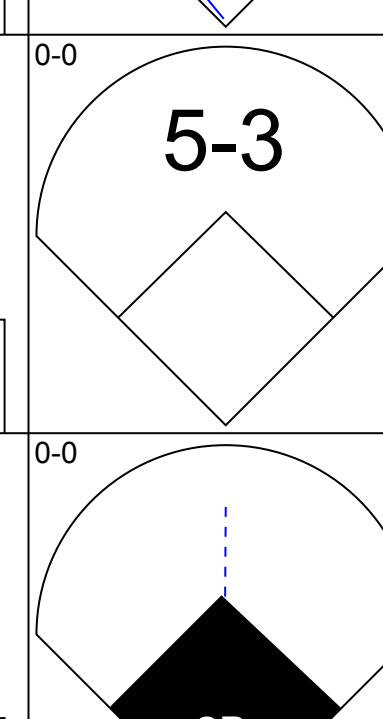
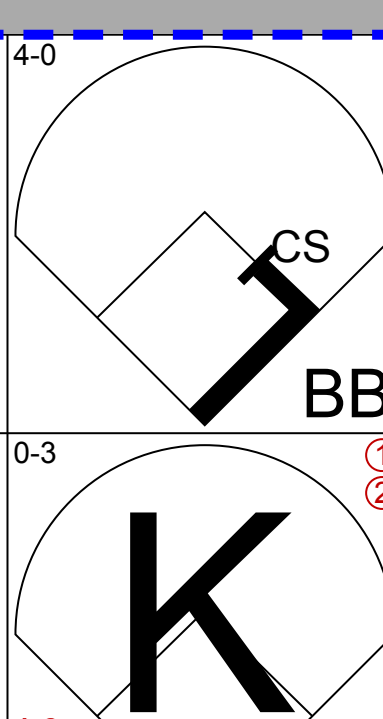
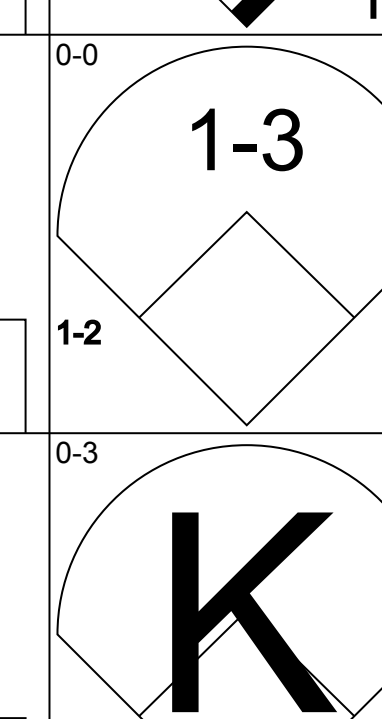
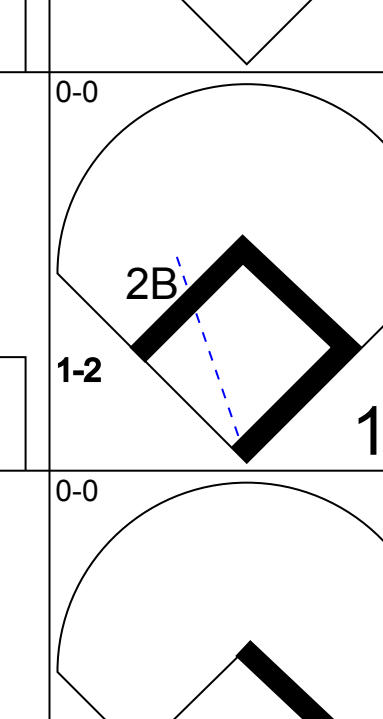
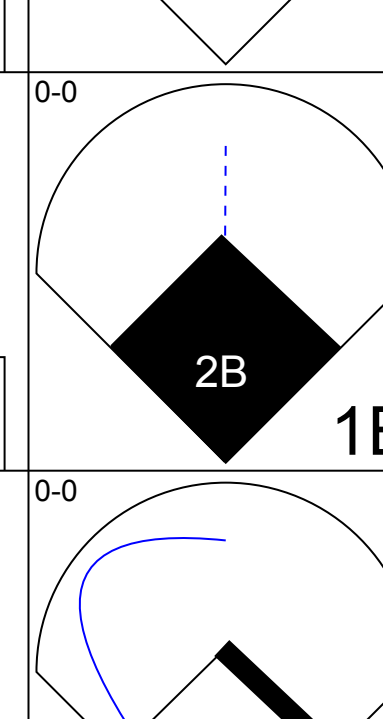

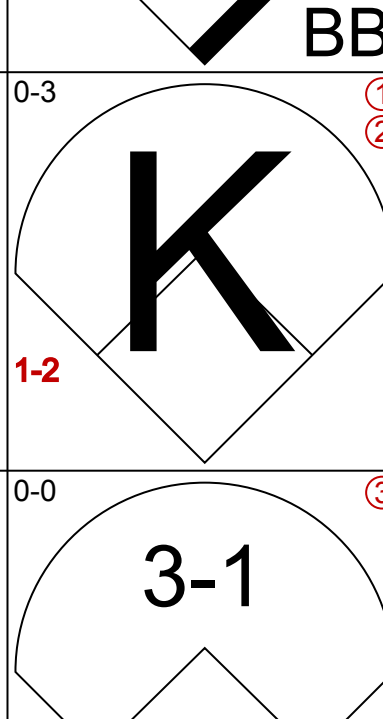
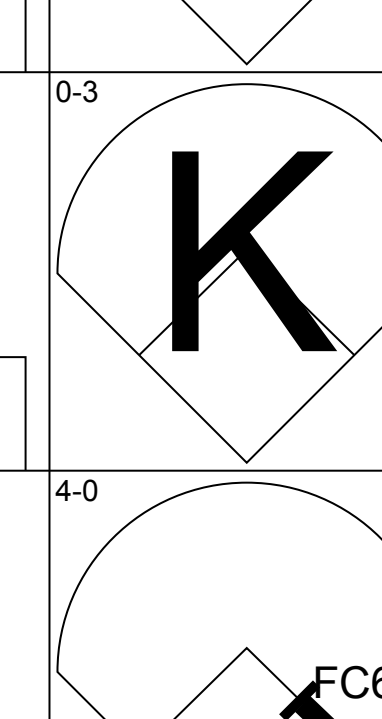
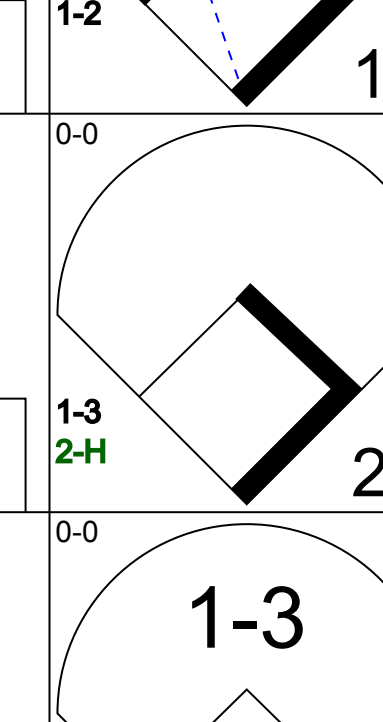
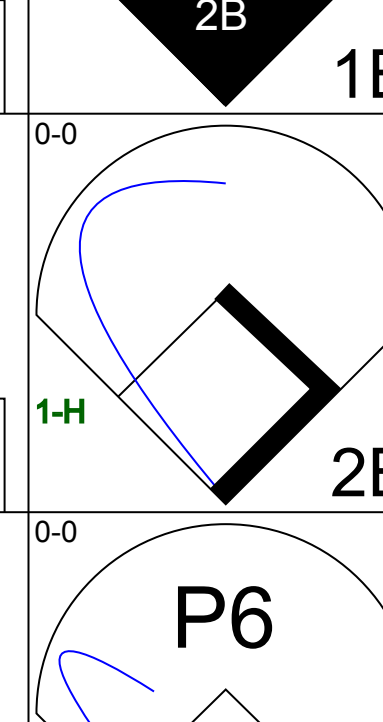

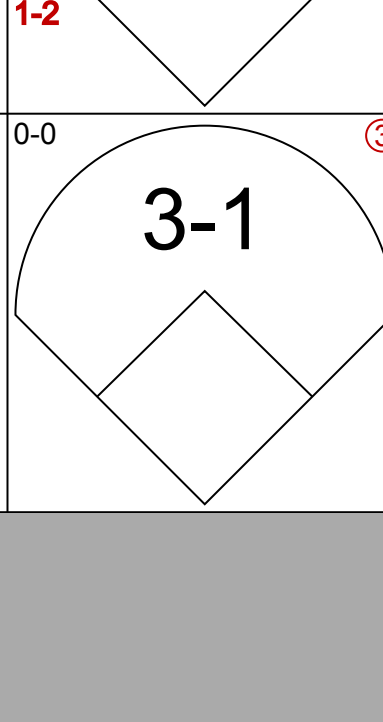
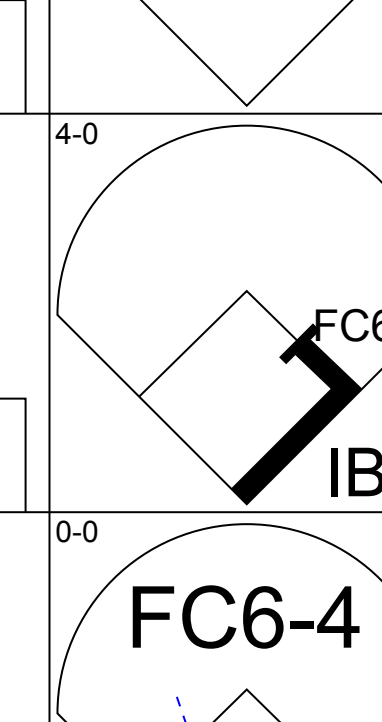
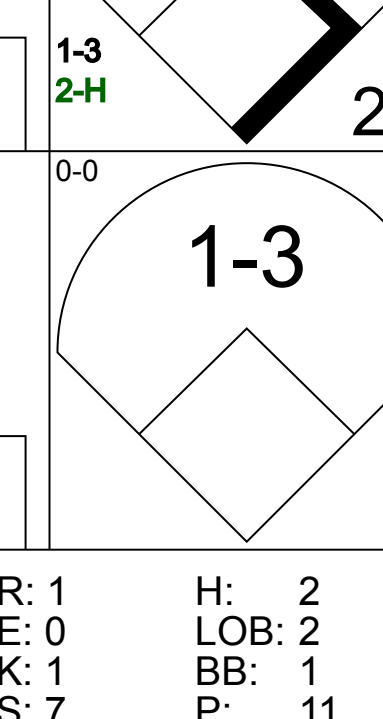
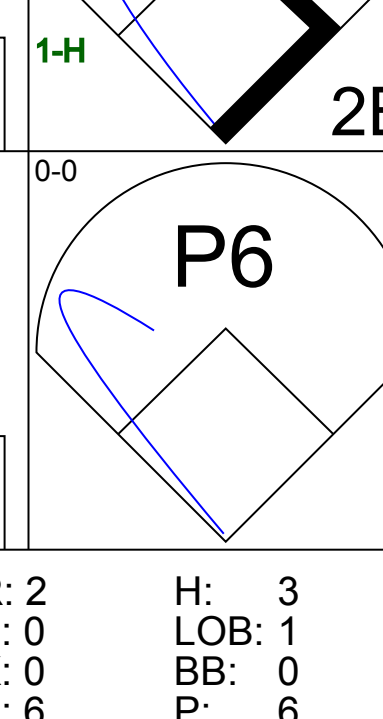
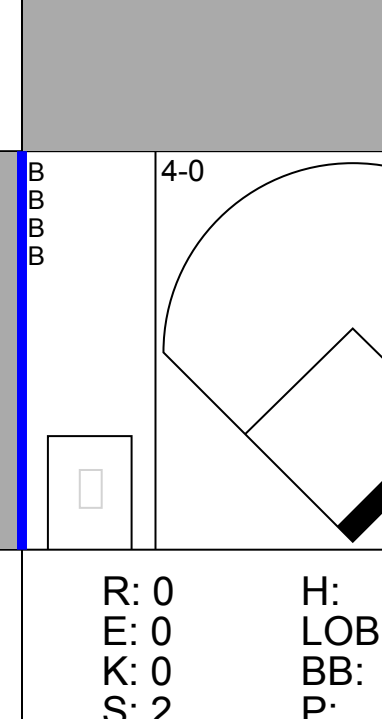
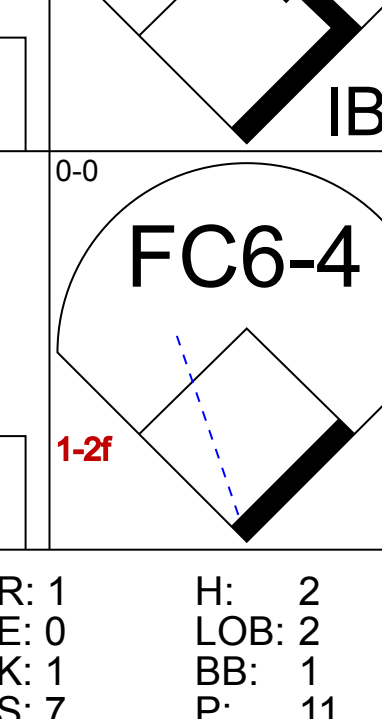



Batter	1	2	3	4	5	6	7	8	9	AB	R	H	RBI	BB	SO	LOB	TOP			
<b>Ed Brinkman, R</b> (1, 6) OBP: 0.344, SLG: 0.298	0-3 K	0-0 1B WP 1-2 HR 1B	0-0 6-3		0-0 P4		0-0 L5		4-0 BB	5	1	1	0	1	1	3	<b>Washington Senators @ Detroit Tigers</b> Tiger Stadium, Detroit, MI Sun May 24 1970, 4:33 AM EDT Att: 15,049 - Unknown			
<b>Wayne Comer, R</b> (1, 9) OBP: 0.189, SLG: 0.143	0-0 BB	0-0 1B HR 1-3 2-H 1B		0-0 4-3 1B		1-0 5-3 HBP		0-3 K	0-0 6-3	5	1	3	1	0	1	2				
<b>Frank Howard, R</b> (1, 3) OBP: 0.434, SLG: 0.586	4-0 1-2 BB	4-0 1-2 HR BB		0-0 4-3 1B		0-3 K		4-0 FC4-6 BB		2	1	1	0	3	1	1				
<b>Rick Reichardt, R</b> (1, 7) OBP: 0.388, SLG: 0.709	0-3 K	0-0 HR		0-3 K		0-0 5-3		0-0 FC4-6 E 1-2 BB		5	1	1	4	0	2	6				
<b>Aurelio Rodriguez, R</b> (1, 5) OBP: 0.294, SLG: 0.382	0-0 F9	0-0 5-3		0-0 4-3		4-0 BB		0-0 E5		4	0	0	0	1	0	5				
<b>Ed Stroud, L</b> (1, 8) OBP: 0.370, SLG: 0.400		0-0 1B SF7 1B		0-0 3-1		4-0 IBB		0-0 4-3		4	1	1	0	1	0	4				
<b>Paul Casanova, R</b> (1, 2) OBP: 0.218, SLG: 0.212		0-0 WP 1-3 1B 1B		0-0 4-3				0-0 P4	0-0 L7	5	1	2	0	0	0	3				
<b>Tim Cullen, R</b> (1, 4) OBP: 0.286, SLG: 0.174		0-0 SF7		0-0 1B		0-0 L9		0-0 1B	4-0 FC1-6 BB	3	0	2	1	1	0	0				
<b>Joe Coleman, R</b> (1, 1) OBP: 0.280, SLG: 0.190	0-3 K	0-3 K		0-0 1-3		0-0 K		0-0 FC1-6 BB		4	0	0	0	0	3	4				
<b>Darold Knowles, L</b> (8, 1)									1-2 BB	1	0	0	0	0	0	1				
<b>Inning Stats</b>	R: 0 E: 0 K: 2 S: 8	H: 1 LOB: 2 BB: 1 P: 12	R: 6 E: 0 K: 1 S: 10	H: 5 LOB: 0 BB: 1 P: 14	R: 0 E: 0 K: 1 S: 7	H: 2 LOB: 2 BB: 0 P: 7	R: 0 E: 0 K: 1 S: 7	H: 2 LOB: 3 BB: 1 P: 11	R: 0 E: 0 K: 0 S: 3	H: 0 LOB: 0 BB: 0 P: 3	R: 0 E: 0 K: 1 S: 5	H: 1 LOB: 1 BB: 0 P: 10	R: 0 E: 1 K: 1 S: 6	H: 0 LOB: 2 BB: 1 P: 10	R: 0 E: 0 K: 0 S: 3	H: 0 LOB: 2 BB: 2 P: 11	1B: 10 2B: 0 3B: 0 HR: 1	SF: 1 SAC: 0 DP: 0 HBP: 1	WP: 1 PB: 0 SB: 1 CS: 0	PA: 47
<b>PITCHER</b>	IP	WLS	BF	H	R	ER	SO	BB	IBB	HBP	BLK	WP	HR	S	P	ERA	WHIP			
<b>Mickey Lolich, L</b> (1, 1) ERA: 3.45	2.1	L	17	8	6	6	3	2	0	0	0	1	1	21	29	23.14	4.286			
<b>Dennis Saunders, R</b> (3, 1) ERA:	5.2		25	3	0	0	5	2	1	1	0	0	0	31	44	0.00	0.882			
<b>Norm McRae, R</b> (9, 1) ERA: 2.25	1.0		5	0	0	0	0	2	0	0	0	0	0	3	11	0.00	2.000			

Batter	1	2	3	4	5	6	7	8	9	AB	R	H	RBI	BB	SO	LOB	BOTTOM					
<b>Dick McAuliffe, L</b> (1, 4) OBP: 0.413, SLG: 0.383	4-0 BB		0-0 6-3		4-0 BB			0-0 F8		2	0	0	0	2	0	1	<b>Washington Senators @ Detroit Tigers</b> Tiger Stadium, Detroit, MI Sun May 24 1970, 4:33 AM EDT Att: 15,049 - Unknown					
<b>Mickey Stanley, R</b> (1, 8) OBP: 0.354, SLG: 0.382	0-0 G5-4-3		4-0 HR BB		0-0 F8			0-0 F9		3	1	0	0	1	0	3						
<b>Jim Northrup, L</b> (1, 9) OBP: 0.403, SLG: 0.504	0-0 F7		0-0 HR		0-0 3-1 8-2 2B			0-0 4-3		4	1	2	2	0	0	1						
<b>Norm Cash, L</b> (1, 3) OBP: 0.316, SLG: 0.430		0-0 4-1		0-0 F7		0-0 3-1		0-0 F9		3	0	0	0	0	0	1						
<b>Elliott Maddox, R</b> (9, PH) OBP: 0.292, SLG: 0.357						2-3				1	0	0	0	0	0	0						
<b>Willie Horton, R</b> (1, 7) OBP: 0.383, SLG: 0.469		0-0 5-3		0-0 5-3		0-0 8-2		0-3 K		4	0	0	0	0	1	1						
<b>Dalton Jones, L</b> (1, 5) OBP: 0.333, SLG: 0.360		0-0 HR 1B		0-3 K		0-3 K		0-3 K		3	1	1	0	0	2	0						
<b>Jim Price, R</b> (9, PH) OBP: 0.125, SLG: 0.067										1	0	0	0	0	1	0						
<b>Bill Freehan, R</b> (1, 2) OBP: 0.333, SLG: 0.452		0-0 HR		0-0 6-3		0-3 K		0-3 K		3	1	1	2	0	1	0						
<b>Cesar Gutierrez, R</b> (1, 6) OBP: 0.300, SLG: 0.319		0-0 4-3				0-0 F8		0-0 G3		3	0	0	0	0	0	0						
<b>Mickey Lolich, S</b> (1, 1) OBP: 0.219, SLG: 0.107										0	0	0	0	0	0	0						
<b>Dennis Saunders, S</b> (3, 1) ERA:										2	0	0	0	0	1	0						
<b>Gates Brown, L</b> (8, PH) OBP: 0.077, SLG: 0.077										0	0	0	0	0	0	0						
<b>Ike Brown, R</b> (8, PH) OBP: 0.526, SLG: 0.933										0	0	0	0	0	0	0						
<b>Norm McRae, R</b> (9, 1) ERA: 2.09										0	0	0	0	0	0	0						
<b>Inning Stats</b>	R: 0 E: 0 K: 0 S: 2	H: 0 LOB: 0 BB: 1 P: 6	R: 2 E: 0 K: 0 S: 5	H: 2 LOB: 0 BB: 0 P: 5	R: 2 E: 0 K: 0 S: 4	H: 1 LOB: 0 BB: 1 P: 8	R: 0 E: 0 K: 1 S: 5	H: 0 LOB: 0 BB: 0 P: 5	R: 0 E: 0 K: 1 S: 5	H: 0 LOB: 1 BB: 1 P: 9	R: 0 E: 0 K: 0 S: 3	H: 1 LOB: 0 BB: 0 P: 3	R: 0 E: 0 K: 2 S: 7	H: 0 LOB: 0 BB: 0 P: 7	R: 0 E: 0 K: 0 S: 3	H: 0 LOB: 1 BB: 0 P: 4	R: 0 E: 0 K: 2 S: 7	H: 0 LOB: 0 BB: 0 P: 7	1B: 1 2B: 2 3B: 0 HR: 2	SF: 0 SAC: 0 DP: 2 HBP: 1	WP: 0 PB: 0 SB: 0 CS: 0	PA: 33
<b>PITCHER</b>	IP	WLS	BF	H	R	ER	SO	BB	IBB	HBP	BLK	WP	HR	S	P	ERA	WHIP					
<b>Joe Coleman, R</b> (1, 1) ERA: 3.31	7.0		26	4	4	4	4	3	0	0	0	0	2	31	43	5.14	1.000					
<b>Darold Knowles, L</b> (8, 1) ERA: 2.09	2.0	S	7	0	0	0	2	0	0	1	0	0	0	10	11	0.00	0.000					



Batter	1	2	3	4	5	6	7	8	9	AB	R	H	RBI	BB	SO	LOB	TOP			
Ed Brinkman, R (1, 6) OBP: 0.346, SLG: 0.301										5	0	2	0	0	1	0	<b>Washington Senators @ Boston Red Sox</b> Fenway Park, Boston, MA Mon May 25 1970, 3:33 AM EDT Att: 14,825 - Unknown			
Wayne Comer, R (1, 9) OBP: 0.171, SLG: 0.128										4	0	0	0	0	0	4				
Jim French, L (7, 2) OBP: 0.326, SLG: 0.184										0	0	0	0	0	0	0				
John Roseboro, L (9, PH) OBP: 0.410, SLG: 0.277										1	0	0	0	0	0	0				
Frank Howard, R (1, 3) OBP: 0.438, SLG: 0.581										3	1	1	0	2	0	2				
Rick Reichardt, R (1, 7) OBP: 0.389, SLG: 0.683										5	0	2	0	0	0	1				
Aurelio Rodriguez, R (1, 5)										3	1	2	1	1	0	2				
Paul Casanova, R (1, 2) OBP: 0.207, SLG: 0.200										3	0	0	0	0	1	3				
Lee Maye, L (7, PH) OBP: 0.315, SLG: 0.406										1	0	0	0	0	0	2				
Ed Stroud, L (1, 8) OBP: 0.367, SLG: 0.403										4	1	1	1	0	0	2				
Tim Cullen, R (1, 4) OBP: 0.355, SLG: 0.269										3	0	3	1	0	0	0				
Bernie Allen, L (8, PH) OBP: 0.412, SLG: 0.468										1	0	0	0	0	0	0				
Dick Bosman, R (1, 1) OBP: 0.130, SLG: 0.130										1	0	0	0	0	0	1				
Davey Nelson, R (5, PH) OBP: 0.196, SLG: 0.140										0	0	0	0	0	0	0				
Bob Humphreys, R (8, 1) OBP: 0.300, SLG: 0.240										0	0	0	0	0	0	0				
Jim Shellenback, L (7, 1) OBP: 0.360, SLG: 0.440										1	0	0	0	0	0	0				
Mike Epstein, L (8, PH) OBP: 0.360, SLG: 0.440										0	0	0	0	0	0	0				
Horacio Pina, R (8, 1) OBP: 0.360, SLG: 0.440										0	0	0	0	0	0	0				
<b>Inning Stats</b>	R: 0 E: 0 K: 1 S: 5	H: 0 LOB: 1 BB: 1 P: 9	R: 0 E: 0 K: 0 S: 3	H: 1 LOB: 0 BB: 0 P: 3	R: 0 E: 0 K: 0 S: 5	H: 2 LOB: 2 BB: 0 P: 5	R: 2 E: 0 K: 1 S: 7	H: 2 LOB: 1 BB: 1 P: 11	R: 1 E: 0 K: 0 S: 5	H: 2 LOB: 2 BB: 0 P: 9	R: 0 E: 0 K: 0 S: 5	H: 2 LOB: 2 BB: 0 P: 5	R: 0 E: 0 K: 0 S: 3	H: 0 LOB: 0 BB: 0 P: 3	R: 0 E: 0 K: 0 S: 3	H: 0 LOB: 0 BB: 0 P: 3	1B: 10 2B: 1 3B: 0 HR: 0	SF: 0 SAC: 1 DP: 0 HBP: 0	WP: 0 PB: 0 SB: 1 CS: 0	PA: 40
<b>PITCHER</b>	IP WLS BF H R ER SO BB IBB HBP BLK WP HR S P ERA WHIP																			
Bill Lee, L (1, 1) ERA: 3.5	6.0 W 30 10 3 3 2 3 0 0 0 0 0 0 31 43 4.50 2.167																			
Lee Stange, R (7, 1) ERA: 2.45	3.0 S 10 1 0 0 0 0 0 0 0 0 0 0 10 10 0.00 0.333																			

Batter	1	2	3	4	5	6	7	8	9	AB	R	H	RBI	BB	SO	LOB	BOTTOM				
Mike Andrews, R (1, 4) OBP: 0.282, SLG: 0.276										4	0	0	0	0	1	1	<b>Washington Senators @ Boston Red Sox</b> Fenway Park, Boston, MA Mon May 25 1970, 3:33 AM EDT Att: 14,825 - Unknown				
Reggie Smith, S (1, 8) OBP: 0.499, SLG: 0.507										3	0	1	0	0	1	0					
Billy Conigliaro, R (7, 8) OBP: 0.316, SLG: 0.647										0	0	0	0	1	0	0					
Carl Yastrzemski, L (1, 7) OBP: 0.499, SLG: 0.532										4	1	1	1	0	1	2					
Tony Conigliaro, R (1, 9) OBP: 0.377, SLG: 0.521										3	2	2	2	1	0	0					
Rico Petrocelli, R (1, 5) OBP: 0.265, SLG: 0.389										3	1	1	0	1	0	1					
George Scott, R (1, 3) OBP: 0.339, SLG: 0.517										3	0	0	0	1	1	2					
Luis Alvarado, R (1, 6) OBP: 0.300, SLG: 0.341										4	1	2	0	0	2	2					
Jerry Moses, R (1, 2) OBP: 0.349, SLG: 0.454										3	0	2	2	1	0	0					
Bill Lee, L (1, 1) Lee Stange, R (7, 1)											2	0	0	0	0	3					
<b>Inning Stats</b>	R: 0 E: 0 K: 1 S: 5	H: 1 LOB: 1 BB: 0 P: 5	R: 1 E: 0 K: 1 S: 7	H: 2 LOB: 1 BB: 1 P: 11	R: 0 E: 0 K: 1 S: 5	H: 0 LOB: 0 BB: 0 P: 5	R: 2 E: 0 K: 0 S: 6	H: 3 LOB: 1 BB: 0 P: 6	R: 1 E: 0 K: 1 S: 6	H: 1 LOB: 1 BB: 1 P: 10	R: 0 E: 0 K: 1 S: 4	H: 0 LOB: 0 BB: 1 P: 8	R: 0 E: 0 K: 0 S: 2	H: 0 LOB: 2 BB: 2 P: 10	R: 1 E: 0 K: 1 S: 7	H: 2 LOB: 2 BB: 1 P: 11		1B: 4 2B: 4 3B: 0 HR: 3	SF: 0 SAC: 0 DP: 2 HBP: 0	WP: 0 PB: 0 SB: 0 CS: 2	PA: 36
<b>PITCHER</b>	IP WLS BF H R ER SO BB IBB HBP BLK WP HR S P ERA WHIP																				
Dick Bosman, R (1, 1) ERA: 3.64	5.0 L 23 7 4 0 4 4 2 0 0 0 0 0 2 29 37 7.20 1.800																				
Bob Humphreys, R (6, 1) ERA: 5.4	1.2 6 0 0 0 1 3 0 0 0 0 0 0 5 17 0.00 1.800																				
Jim Shellenback, L (7, 1) ERA: 5.4	0.1 1 0 0 0 0 0 0 0 0 0 0 0 1 1 0.00 0.000																				
Horacio Pina, R (8, 1) ERA: 2.42	1.0 6 2 1 1 1 0 1 0 0 0 0 1 7 11 9.00 2.000																				









Batter	1	2	3	4	5	6	7	8	9	AB	R	H	RBI	BB	SO	LOB	TOP					
Del Unser, L OBP: 0.314, SLG: 0.306 (1, 8)										5	3	3	1	0	1	0						
Ed Stroud, L OBP: 0.376, SLG: 0.409 (1, 9)										4	2	2	0	1	0	0						
Frank Howard, R OBP: 0.431, SLG: 0.562 Wayne Comer, R OBP: 0.182, SLG: 0.143 (9, 7)										5	0	0	0	0	3	4						
Mike Epstein, L OBP: 0.385, SLG: 0.465 (1, 3)										4	2	2	3	0	1	2						
Bernie Allen, L OBP: 0.416, SLG: 0.494 (1, 4)										4	0	2	2	0	0	2						
Aurelio Rodriguez, R OBP: 0.308, SLG: 0.405 (1, 5)										4	0	1	0	0	1	1						
Ed Brinkman, R OBP: 0.345, SLG: 0.299 (1, 6)										3	0	0	0	0	1	2						
Jim French, L OBP: 0.306, SLG: 0.171 Darold Knowles, L (6, 1)										3	0	0	0	0	0	1						
Jim Hannan, R Casey Cox, R Davey Nelson, R Jim Shellenback, L Horacio Pina, R John Roseboro, L OBP: 0.307, SLG: 0.285 (1, 1) (1, 1) (5, PH) (5, 1) (5, 1) (5, 2)										0	0	0	0	0	0	0						
<b>Inning Stats</b>	R: 2 E: 0 K: 2 S: 11	H: 4 LOB: 2 BB: 0 P: 11	R: 0 E: 0 K: 1 S: 5	H: 0 LOB: 0 BB: 0 P: 5	R: 0 E: 0 K: 2 S: 7	H: 0 LOB: 1 BB: 1 P: 11	R: 0 E: 0 K: 1 S: 5	H: 0 LOB: 0 BB: 0 P: 5	R: 2 E: 1 K: 0 S: 6	H: 2 LOB: 1 BB: 0 P: 6	R: 0 E: 0 K: 0 S: 2	H: 0 LOB: 0 BB: 0 P: 3	R: 3 E: 0 K: 0 S: 7	H: 4 LOB: 1 BB: 0 P: 7	R: 0 E: 0 K: 0 S: 3	H: 0 LOB: 0 BB: 0 P: 3	R: 0 E: 0 K: 2 S: 7	H: 0 LOB: 0 BB: 0 P: 7	1B: 7 2B: 0 3B: 2 HR: 1	SF: 0 SAC: 0 DP: 1 HBP: 1	WP: 0 PB: 0 SB: 2 CS: 0	PA: 39
<b>PITCHER</b>	IP WLS BF H R ER SO BB IBB HBP BLK WP HR S P ERA WHIP	IP WLS BF H R ER SO BB IBB HBP BLK WP HR S P ERA WHIP																				
Ray Culp, R ERA: 2.8 (1, 1)	6.2 L 32 10 7 5 6 1 0 1 0 0 1 42 47 6.75 1.650																					
Lee Stange, R ERA: 2.25 (7, 1)	1.1 4 0 0 0 0 0 0 0 0 0 0 0 4 4 0.00 0.000																					
Sparky Lyle, L ERA: 4.91 (9, 1)	1.0 3 0 0 0 0 2 0 0 0 0 0 0 7 7 0.00 0.000																					

Washington Senators @ Boston Red Sox  
Fenway Park, Boston, MA  
Wed May 27 1970, 7:05 PM EDT  
Att: 16,867 - Unknown

livebaseballscores.com

AB 37  
R 7  
H 10  
RBI 6  
BB 1  
SO 8  
LOB 12

Batter	1	2	3	4	5	6	7	8	9	AB	R	H	RBI	BB	SO	LOB	BOTTOM					
Mike Andrews, R OBP: 0.279, SLG: 0.280 (1, 4)										5	1	2	0	0	0	4						
Luis Avarado, R OBP: 0.288, SLG: 0.321 (1, 6)										4	1	0	0	1	0	2						
Carl Yastrzemski, L OBP: 0.405, SLG: 0.514 (1, 7)										3	0	0	0	2	1	2						
Tony Conigliaro, R OBP: 0.383, SLG: 0.550 Reggie Smith, S OBP: 0.407, SLG: 0.503 (8, 8)										3	1	1	0	1	0	3						
Rico Petrocelli, R OBP: 0.269, SLG: 0.411 (1, 5)										5	1	3	3	0	1	1						
Billy Conigliaro, R OBP: 0.256, SLG: 0.500 (8, 9)										4	1	1	0	1	1	1						
Mike Derrick, L OBP: 0.188, SLG: 0.200 Don Pavletich, R (5, PH) (6, 3)										1	0	1	1	0	0	0						
Jerry Moses, R OBP: 0.338, SLG: 0.444 (1, 2)										4	0	1	0	0	0	4						
Ray Culp, R OBP: 0.111, SLG: 0.148 Lee Stange, R (7, 1)										3	0	1	0	0	1	1						
Dick Schofield, S OBP: 0.273, SLG: 0.170 Sparky Lyle, L (9, 1)										0	0	0	0	0	0	0						
<b>Inning Stats</b>	R: 3 E: 0 K: 0 S: 5	H: 2 LOB: 2 BB: 3 P: 17	R: 0 E: 0 K: 0 S: 4	H: 1 LOB: 2 BB: 1 P: 8	R: 1 E: 0 K: 0 S: 6	H: 3 LOB: 0 BB: 0 P: 6	R: 0 E: 0 K: 0 S: 3	H: 0 LOB: 1 BB: 1 P: 7	R: 1 E: 0 K: 1 S: 6	H: 1 LOB: 1 BB: 1 P: 10	R: 0 E: 0 K: 1 S: 5	H: 1 LOB: 1 BB: 0 P: 5	R: 0 E: 0 K: 1 S: 5	H: 0 LOB: 0 BB: 0 P: 5	R: 0 E: 0 K: 0 S: 4	H: 1 LOB: 1 BB: 0 P: 4	R: 0 E: 0 K: 2 S: 8	H: 1 LOB: 1 BB: 0 P: 8	1B: 5 2B: 4 3B: 0 HR: 1	SF: 1 SAC: 0 DP: 0 HBP: 0	WP: 3 PB: 0 SB: 0 CS: 0	PA: 42
<b>PITCHER</b>	IP WLS BF H R ER SO BB IBB HBP BLK WP HR S P ERA WHIP	IP WLS BF H R ER SO BB IBB HBP BLK WP HR S P ERA WHIP																				
Jim Hannan, R ERA: 3.21 (1, 1)	0.1 18 4 1 1 0 3 0 0 0 0 0 1 15 27 2.46 1.909																					
Casey Cox, R ERA: 4.79 (5, 1)	0.0 2 1 1 1 0 1 0 0 0 0 0 0 1 5 ∞ ∞																					
Jim Shellenback, L ERA: 5.82 (5, 1)	1.0 3 0 0 0 0 1 0 0 0 0 1 0 5 5 0.00 0.000																					
Horacio Pina, R ERA: 2.31 Darold Knowles, L ERA: 1.83 (6, 1)	4.0 W 14 3 0 0 4 0 0 0 0 1 0 22 22 0.00 0.750																					

Washington Senators @ Boston Red Sox  
Fenway Park, Boston, MA  
Wed May 27 1970, 7:05 PM EDT  
Att: 16,867 - Unknown

livebaseballscores.com

AB 35  
R 5  
H 10  
RBI 4  
BB 6  
SO 5  
LOB 19



Batter	1	2	3	4	5	6	7	8	9	10	11	12	AB	R	H	RBI	BB	SO	LOB	TOP						
Pat Kelly, L OBP: 0.368, SLG: 0.335 (1.9)													5	0	0	0	1	2	0							
Paul Schaal, R OBP: 0.351, SLG: 0.384 (1.5)													6	0	1	0	0	2	2							
Amos Otis, R OBP: 0.348, SLG: 0.449 (1.8)													6	0	1	0	0	0	0							
Bob Oliver, R OBP: 0.322, SLG: 0.515 (1.3)													4	1	1	0	2	2	0							
Joe Keough, L OBP: 0.429, SLG: 0.516 (1.7)													4	2	2	2	2	1	3							
Ed Kirkpatrick, L OBP: 0.281, SLG: 0.417 (1.2)													5	1	1	2	1	2	4							
Rich Severson, R OBP: 0.288, SLG: 0.302 (1.4)													6	0	3	0	0	0	0							
Jackie Hernandez, R OBP: 0.305, SLG: 0.297 (1.6)													5	0	0	0	0	2	5							
Pat Kelly, L OBP: 0.368, SLG: 0.335 (1.9)													3	0	0	0	0	0	0							
<b>Inning Stats</b>	R: 0 E: 0 K: 3 S: 3	H: 0 LOB: 0 BB: 0 P: 3	R: 0 E: 0 K: 1 S: 5	H: 1 LOB: 2 BB: 13	R: 0 E: 0 K: 1 S: 7	H: 2 LOB: 3 BB: 11	R: 0 E: 0 K: 1 S: 5	H: 1 LOB: 1 BB: 8	R: 0 E: 0 K: 1 S: 5	H: 0 LOB: 0 BB: 5	R: 0 E: 0 K: 2 S: 8	H: 1 LOB: 2 BB: 12	R: 0 E: 0 K: 1 S: 5	H: 0 LOB: 0 BB: 5	R: 0 E: 0 K: 1 S: 7	H: 2 LOB: 2 BB: 7	R: 0 E: 0 K: 2 S: 8	H: 1 LOB: 2 BB: 12	R: 2 E: 0 K: 1 S: 7	H: 1 LOB: 0 BB: 7	1B: 8 2B: 0 3B: 0 HR: 2	SF: 0 SAC: 0 DP: 0 HBP: 0	WP: 0 PB: 2 SB: 0 CS: 0	PA: 52		
<b>PITCHER</b>	IP WLS BF H R ER SO BB IBB HBP BLK WP HR S P ERA WHIP	Joe Coleman, R ERA: 3.19 Horacio Pina, R ERA: 2.16 Joe Grzenda, L ERA: 2.92 Bob Humphreys, R ERA: 3.34 Jim Shellenback, L ERA: 6.04	IP WLS BF H R ER SO BB IBB HBP BLK WP HR S P ERA WHIP	Joe Coleman, R ERA: 3.19 Horacio Pina, R ERA: 2.16 Joe Grzenda, L ERA: 2.92 Bob Humphreys, R ERA: 3.34 Jim Shellenback, L ERA: 6.04	IP WLS BF H R ER SO BB IBB HBP BLK WP HR S P ERA WHIP	Joe Coleman, R ERA: 3.19 Horacio Pina, R ERA: 2.16 Joe Grzenda, L ERA: 2.92 Bob Humphreys, R ERA: 3.34 Jim Shellenback, L ERA: 6.04	IP WLS BF H R ER SO BB IBB HBP BLK WP HR S P ERA WHIP	Joe Coleman, R ERA: 3.19 Horacio Pina, R ERA: 2.16 Joe Grzenda, L ERA: 2.92 Bob Humphreys, R ERA: 3.34 Jim Shellenback, L ERA: 6.04	IP WLS BF H R ER SO BB IBB HBP BLK WP HR S P ERA WHIP	Joe Coleman, R ERA: 3.19 Horacio Pina, R ERA: 2.16 Joe Grzenda, L ERA: 2.92 Bob Humphreys, R ERA: 3.34 Jim Shellenback, L ERA: 6.04	IP WLS BF H R ER SO BB IBB HBP BLK WP HR S P ERA WHIP	Joe Coleman, R ERA: 3.19 Horacio Pina, R ERA: 2.16 Joe Grzenda, L ERA: 2.92 Bob Humphreys, R ERA: 3.34 Jim Shellenback, L ERA: 6.04	IP WLS BF H R ER SO BB IBB HBP BLK WP HR S P ERA WHIP	Joe Coleman, R ERA: 3.19 Horacio Pina, R ERA: 2.16 Joe Grzenda, L ERA: 2.92 Bob Humphreys, R ERA: 3.34 Jim Shellenback, L ERA: 6.04	IP WLS BF H R ER SO BB IBB HBP BLK WP HR S P ERA WHIP	Joe Coleman, R ERA: 3.19 Horacio Pina, R ERA: 2.16 Joe Grzenda, L ERA: 2.92 Bob Humphreys, R ERA: 3.34 Jim Shellenback, L ERA: 6.04	IP WLS BF H R ER SO BB IBB HBP BLK WP HR S P ERA WHIP	Joe Coleman, R ERA: 3.19 Horacio Pina, R ERA: 2.16 Joe Grzenda, L ERA: 2.92 Bob Humphreys, R ERA: 3.34 Jim Shellenback, L ERA: 6.04	IP WLS BF H R ER SO BB IBB HBP BLK WP HR S P ERA WHIP	Joe Coleman, R ERA: 3.19 Horacio Pina, R ERA: 2.16 Joe Grzenda, L ERA: 2.92 Bob Humphreys, R ERA: 3.34 Jim Shellenback, L ERA: 6.04	IP WLS BF H R ER SO BB IBB HBP BLK WP HR S P ERA WHIP	Joe Coleman, R ERA: 3.19 Horacio Pina, R ERA: 2.16 Joe Grzenda, L ERA: 2.92 Bob Humphreys, R ERA: 3.34 Jim Shellenback, L ERA: 6.04	IP WLS BF H R ER SO BB IBB HBP BLK WP HR S P ERA WHIP	Joe Coleman, R ERA: 3.19 Horacio Pina, R ERA: 2.16 Joe Grzenda, L ERA: 2.92 Bob Humphreys, R ERA: 3.34 Jim Shellenback, L ERA: 6.04	IP WLS BF H R ER SO BB IBB HBP BLK WP HR S P ERA WHIP	Joe Coleman, R ERA: 3.19 Horacio Pina, R ERA: 2.16 Joe Grzenda, L ERA: 2.92 Bob Humphreys, R ERA: 3.34 Jim Shellenback, L ERA: 6.04

Kansas City Royals @ Washington Senators  
Robert F. Kennedy Memorial Stadium, Washington, DC  
Fri May 29 1970, 7:05 PM EDT  
Alt. 19,214 - Unknown

AB 46  
R 4  
H 10  
RBI 4  
BB 6  
SO 13  
LOB 15



Batter	1	2	3	4	5	6	7	8	9	10	11	12	AB	R	H	RBI	BB	SO	LOB	BOTTOM						
Ed Brinkman, R OBP: 0.343, SLG: 0.294 (1.6)													6	1	1	0	1	0	8							
Wayne Comer, R OBP: 0.188, SLG: 0.174 (9. PH)													4	0	1	0	0	0	3							
Del Unser, L OBP: 0.329, SLG: 0.323 (10.8)													3	0	2	1	0	0	0							
Frank Howard, R OBP: 0.428, SLG: 0.547 (1.3)													4	0	0	0	2	1	2							
Rick Reichardt, R OBP: 0.366, SLG: 0.623 (1.7)													5	1	1	0	1	1	2							
Aurelio Rodriguez, R OBP: 0.319, SLG: 0.414 (1.5)													6	1	4	2	0	0	3							
Ed Stroud, L OBP: 0.373, SLG: 0.397 (10.9)													4	0	0	0	1	1	5							
Paul Casanova, R OBP: 0.231, SLG: 0.274 (8. PH)													3	0	1	0	0	0	3							
Lee Maye, L OBP: 0.312, SLG: 0.402 (9.2)													1	0	0	0	0	0	1							
Jim French, L OBP: 0.314, SLG: 0.209 (9.2)													2	1	1	0	0	1	0							
Tim Cullen, R OBP: 0.342, SLG: 0.250 (8. PH)													2	0	0	0	1	2	1							
Bernie Allen, L OBP: 0.433, SLG: 0.500 (9.4)													1	1	1	2	2	0	0							
Joe Coleman, R ERA: 3.19 Horacio Pina, R ERA: 2.16 Joe Grzenda, L ERA: 2.92 Bob Humphreys, R ERA: 3.34 Jim Shellenback, L ERA: 6.04													1	0	0	0	0	0	0							
<b>Inning Stats</b>	R: 1 E: 0 K: 0 S: 5	H: 2 LOB: 3 BB: 2 P: 13	R: 0 E: 0 K: 2 S: 7	H: 1 LOB: 2 BB: 11	R: 0 E: 0 K: 1 S: 5	H: 1 LOB: 1 BB: 9	R: 0 E: 0 K: 1 S: 5	H: 0 LOB: 0 BB: 5	R: 0 E: 0 K: 0 S: 3	H: 0 LOB: 2 BB: 1 P: 9	R: 1 E: 0 K: 1 S: 7	H: 2 LOB: 1 BB: 11	R: 0 E: 0 K: 0 S: 4	H: 1 LOB: 3 BB: 2 P: 12	R: 0 E: 0 K: 1 S: 4	H: 0 LOB: 1 BB: 12	R: 0 E: 0 K: 0 S: 3	H: 0 LOB: 0 BB: 3	R: 3 E: 0 K: 0 S: 6	H: 4 LOB: 2 BB: 10	1B: 8 2B: 5 3B: 0 HR: 0	SF: 0 SAC: 2 DP: 2 HBP: 0	WP: 2 PB: 0 SB: 1 CS: 0	PA: 56		
<b>PITCHER</b>	IP WLS BF H R ER SO BB IBB HBP BLK WP HR S P ERA WHIP	Jim Rooker, L ERA: 9.0 Tom Burgmeier, L ERA: 9.0 Moe Drabowsky, R ERA: 3.58 Al Fitzmorris, R ERA: 3.34 Ken Wright, R ERA: 3.16	IP WLS BF H R ER SO BB IBB HBP BLK WP HR S P ERA WHIP	Wally Bunker, R ERA: 8.16 Bob Johnson, R ERA: 2.87	IP WLS BF H R ER SO BB IBB HBP BLK WP HR S P ERA WHIP	Wally Bunker, R ERA: 8.16 Bob Johnson, R ERA: 2.87	IP WLS BF H R ER SO BB IBB HBP BLK WP HR S P ERA WHIP	Wally Bunker, R ERA: 8.16 Bob Johnson, R ERA: 2.87	IP WLS BF H R ER SO BB IBB HBP BLK WP HR S P ERA WHIP	Wally Bunker, R ERA: 8.16 Bob Johnson, R ERA: 2.87	IP WLS BF H R ER SO BB IBB HBP BLK WP HR S P ERA WHIP	Wally Bunker, R ERA: 8.16 Bob Johnson, R ERA: 2.87	IP WLS BF H R ER SO BB IBB HBP BLK WP HR S P ERA WHIP	Wally Bunker, R ERA: 8.16 Bob Johnson, R ERA: 2.87	IP WLS BF H R ER SO BB IBB HBP BLK WP HR S P ERA WHIP	Wally Bunker, R ERA: 8.16 Bob Johnson, R ERA: 2.87	IP WLS BF H R ER SO BB IBB HBP BLK WP HR S P ERA WHIP	Wally Bunker, R ERA: 8.16 Bob Johnson, R ERA: 2.87	IP WLS BF H R ER SO BB IBB HBP BLK WP HR S P ERA WHIP	Wally Bunker, R ERA: 8.16 Bob Johnson, R ERA: 2.87	IP WLS BF H R ER SO BB IBB HBP BLK WP HR S P ERA WHIP	Wally Bunker, R ERA: 8.16 Bob Johnson, R ERA: 2.87	IP WLS BF H R ER SO BB IBB HBP BLK WP HR S P ERA WHIP	Wally Bunker, R ERA: 8.16 Bob Johnson, R ERA: 2.87	IP WLS BF H R ER SO BB IBB HBP BLK WP HR S P ERA WHIP	Wally Bunker, R ERA: 8.16 Bob Johnson, R ERA: 2.87

Kansas City Royals @ Washington Senators  
Robert F. Kennedy Memorial Stadium, Washington, DC  
Fri May 29 1970, 7:05 PM EDT  
Alt. 19,214 - Unknown

AB 43  
R 5  
H 12  
RBI 5  
BB 11  
SO 8  
LOB 30





Batter	1	2	3	4	5	6	7	8	9	AB	R	H	RBI	BB	SO	LOB	TOP					
Pat Kelly, L OBP: 0.385, SLG: 0.329 (1, 9)	G3		L8					F8		3	0	0	0	1	0	1	<b>Kansas City Royals @ Washington Senators</b> Robert F. Kennedy Memorial Stadium, Washington, DC Sat May 30 1970, 3:33 AM EDT Att: 11,982 - Sunny <a href="http://livebaseballscorecards.com">livebaseballscorecards.com</a>					
Ed Kirkpatrick, L OBP: 0.290, SLG: 0.412 (1, 7)	K		K				FC6	FC4 1B		4	0	1	0	0	2	2						
Amos Otis, R OBP: 0.351, SLG: 0.447 (1, 8)	2B		FC6-4				F8	FC4 1B		3	1	1	0	1	0	1						
Bob Oliver, R OBP: 0.326, SLG: 0.538 (8, 3)	1H			K				FC4		4	1	2	2	0	1	2						
Joe Keough, L OBP: 0.417, SLG: 0.500 (1, 3) Hawk Taylor, R OBP: 0.412, SLG: 0.467 (8, PH) Paul Schaaf, R OBP: 0.351, SLG: 0.384 (8, 5)	4-3			E3				FC6-4		3	0	0	0	0	0	1						
Rich Severson, R OBP: 0.286, SLG: 0.299 (1, 4)				FC9-4-6				5-3		4	0	1	0	0	1	1						
Jackie Hernandez, R OBP: 0.299, SLG: 0.299 (1, 6) Lou Piniella, R OBP: 0.381, SLG: 0.549 (9, PH) Jim Rooker, R OBP: 0.217, SLG: 0.273 (9, PR)	FC6-4			FC6-4				1-3		3	0	0	0	0	0	2						
Ellie Rodriguez, R OBP: 0.361, SLG: 0.367 (1, 2)	G5-4-3							BB		4	0	1	0	0	0	1						
Bill Butler, L OBP: 0.120, SLG: 0.043 (1, 1) Jim Campanis, R OBP: 0.235, SLG: 0.375 (9, PH)				FC6-4				G5-4-3		2	0	0	0	1	2	0						
										1	0	0	0	0	0	2						
<b>Inning Stats</b>	R: 1 E: 0 K: 1 S: 6	H: 1 LOB: 1 BB: 1 P: 10	R: 0 E: 0 K: 0 S: 3	H: 1 LOB: 0 BB: 0 P: 3	R: 0 E: 0 K: 1 S: 5	H: 0 LOB: 1 BB: 1 P: 9	R: 0 E: 1 K: 1 S: 6	H: 0 LOB: 1 BB: 0 P: 6	R: 0 E: 0 K: 1 S: 5	H: 0 LOB: 1 BB: 1 P: 9	R: 1 E: 0 K: 0 S: 4	H: 1 LOB: 0 BB: 0 P: 4	R: 0 E: 0 K: 1 S: 5	H: 0 LOB: 0 BB: 0 P: 5	R: 0 E: 0 K: 0 S: 5	H: 2 LOB: 2 BB: 0 P: 5	R: 0 E: 0 K: 1 S: 5	H: 1 LOB: 2 BB: 1 P: 9	1B: 4 2B: 1 3B: 0 HR: 1	SF: 0 SAC: 0 DP: 2 HBP: 0	WP: 0 PB: 0 CS: 0	PA: 36
<b>PITCHER</b>	IP WLS BF H R ER SO BB IBB HBP BLK WP HR S P ERA WHIP																					
Dick Bosman, R ERA: 3.5 (1, 1)	7.2 W 31 5 2 2 5 3 0 0 0 0 1 38 50 2.35 1.043																					
Darold Knowles, L ERA: 1.77 (8, 1)	1.1 S 5 1 0 0 1 1 0 0 0 0 0 6 10 0.00 1.500																					

Batter	1	2	3	4	5	6	7	8	9	AB	R	H	RBI	BB	SO	LOB	BOTTOM			
Ed Brinkman, R OBP: 0.346, SLG: 0.304 (1, 6)	1B		6-3					FC1-6		4	1	2	0	0	0	0	<b>Kansas City Royals @ Washington Senators</b> Robert F. Kennedy Memorial Stadium, Washington, DC Sat May 30 1970, 3:33 AM EDT Att: 11,982 - Sunny <a href="http://livebaseballscorecards.com">livebaseballscorecards.com</a>			
Wayne Comer, R OBP: 0.212, SLG: 0.184 (1, 9)	WP		L5					FC1-6		3	1	1	0	1	0	1				
Frank Howard, R OBP: 0.429, SLG: 0.562 (1, 3)	HR							K		3	1	1	2	1	1	2				
Rick Reichardt, R OBP: 0.360, SLG: 0.603 (1, 7)	CS							F8		4	0	1	0	0	1	3				
Aurelio Rodriguez, R OBP: 0.319, SLG: 0.409 (1, 5)	F2									2	0	0	0	1	0	1				
Ed Stroud, L OBP: 0.365, SLG: 0.388 (1, 8)	P5									3	0	0	0	0	0	3				
Paul Casanova, R OBP: 0.221, SLG: 0.262 (1, 2)								F9		3	0	0	0	0	1	0				
Tim Cullen, R OBP: 0.317, SLG: 0.229 (1, 4)										3	0	0	0	0	1	0				
Dick Bosman, R OBP: 0.115, SLG: 0.115 (1, 1) Darold Knowles, L OBP: 0.235, SLG: 0.375 (8, 1)										3	0	0	0	0	3	0				
										0	0	0	0	0	0	0				
<b>Inning Stats</b>	R: 3 E: 0 K: 0 S: 6	H: 4 LOB: 0 BB: 0 P: 6	R: 0 E: 0 K: 3 S: 9	H: 0 LOB: 0 BB: 0 P: 9	R: 0 E: 0 K: 1 S: 5	H: 0 LOB: 1 BB: 1 P: 9	R: 0 E: 0 K: 0 S: 3	H: 0 LOB: 0 BB: 0 P: 3	R: 0 E: 0 K: 1 S: 5	H: 0 LOB: 0 BB: 0 P: 5	R: 0 E: 0 K: 0 S: 3	H: 0 LOB: 2 BB: 2 P: 11	R: 0 E: 0 K: 1 S: 5	H: 0 LOB: 0 BB: 0 P: 5	R: 0 E: 0 K: 1 S: 6	H: 1 LOB: 1 BB: 0 P: 6	1B: 3 2B: 1 3B: 0 HR: 1	SF: 0 SAC: 0 DP: 0 HBP: 0	WP: 1 PB: 0 CS: 1	PA: 31
<b>PITCHER</b>	IP WLS BF H R ER SO BB IBB HBP BLK WP HR S P ERA WHIP																			
Bill Butler, L ERA: 3.7 (1, 1)	8.0 L 31 5 3 3 7 3 0 0 0 0 1 42 54 3.38 1.000																			



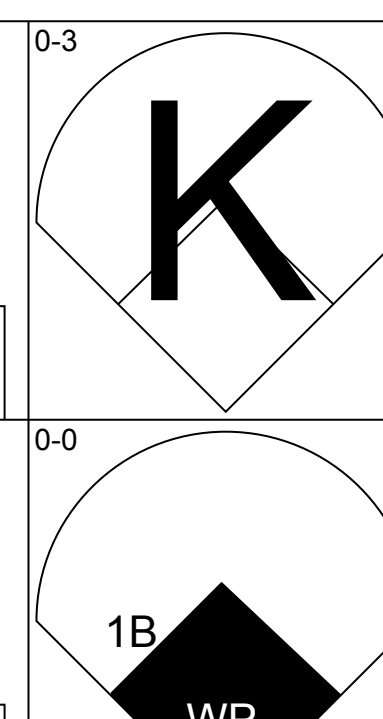
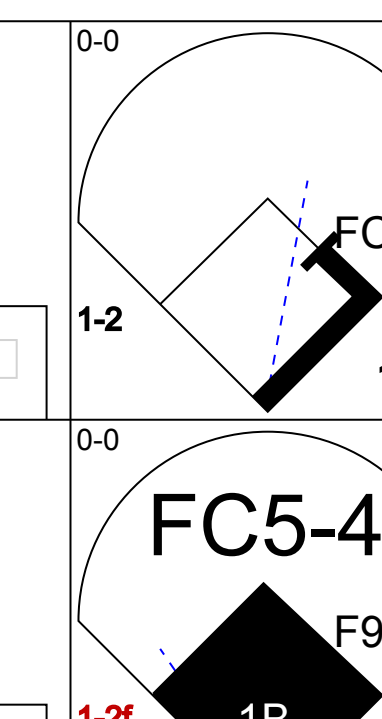
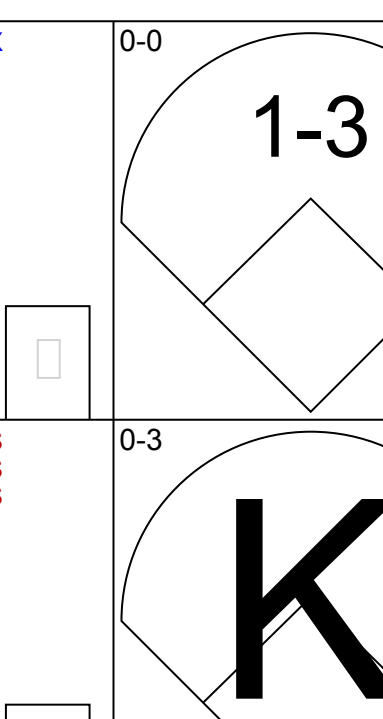
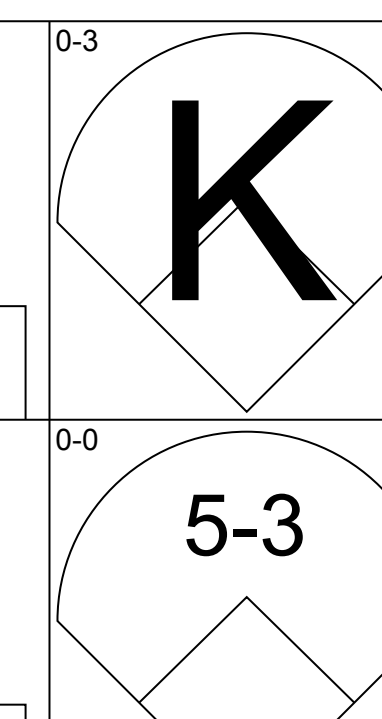
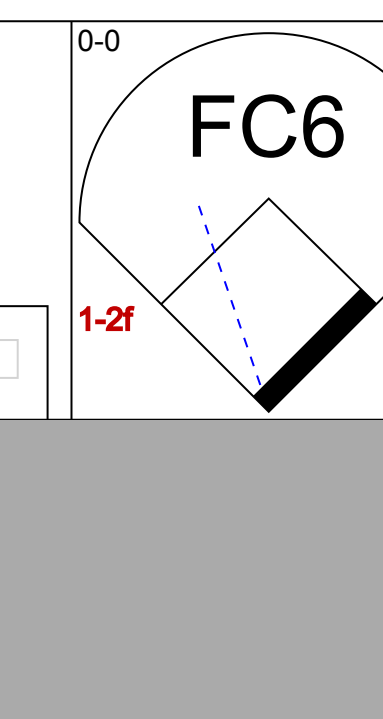
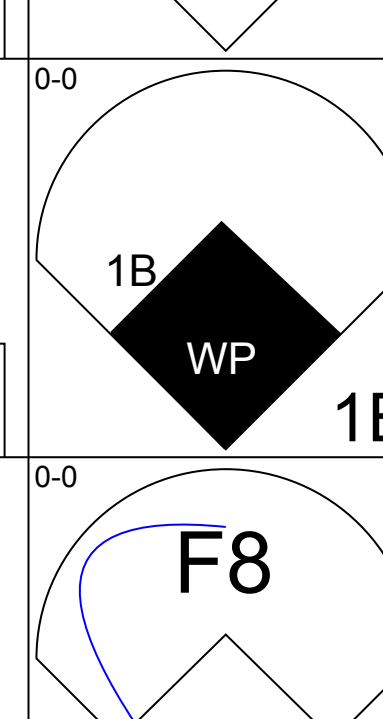
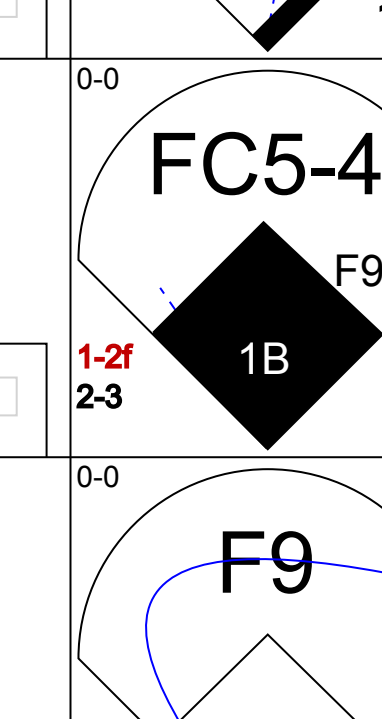
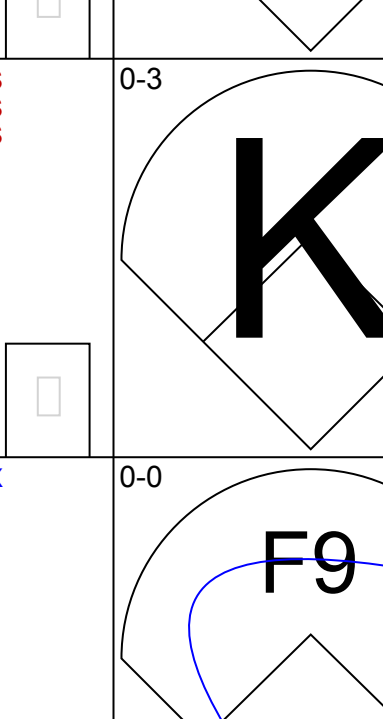
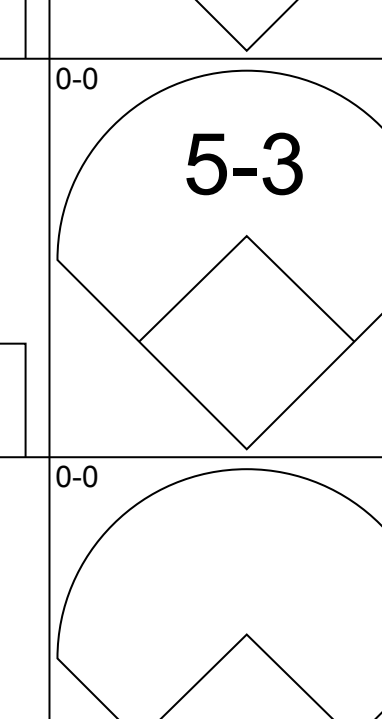
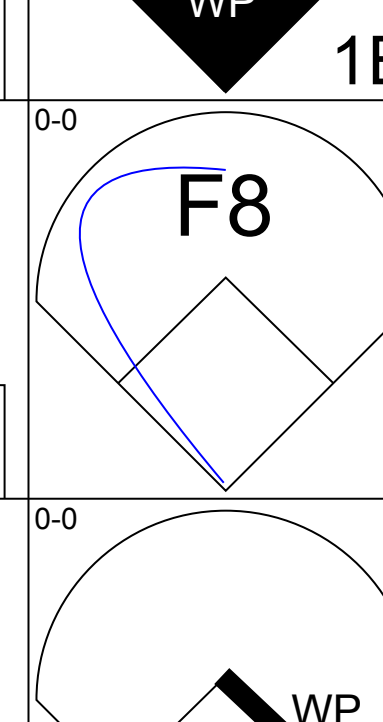
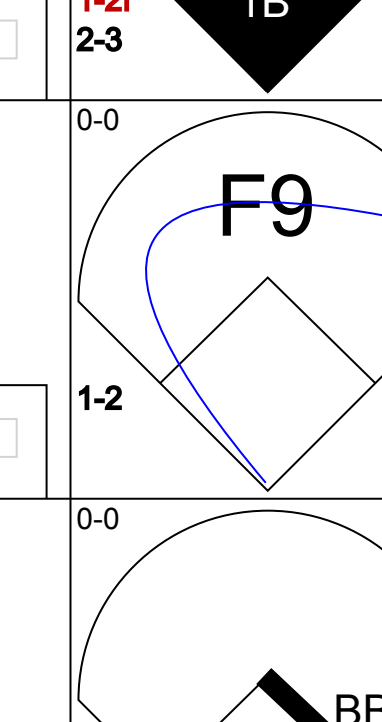
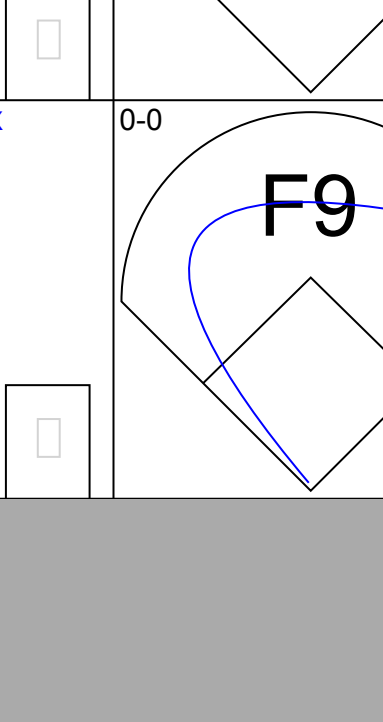
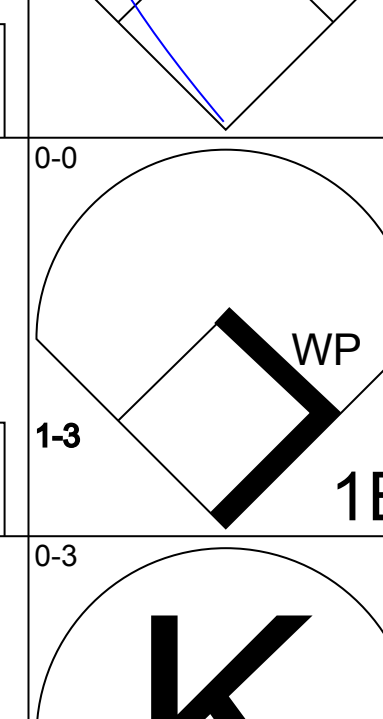
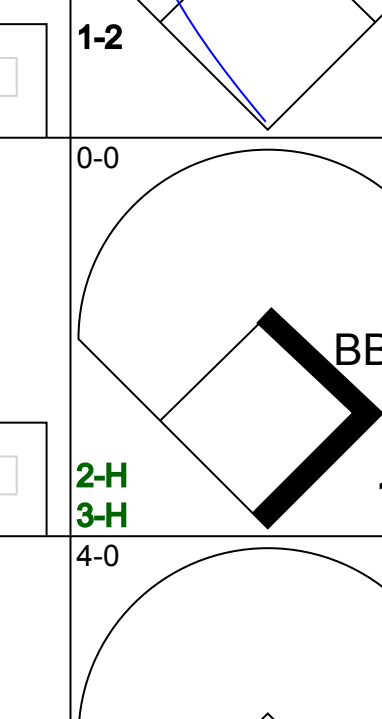

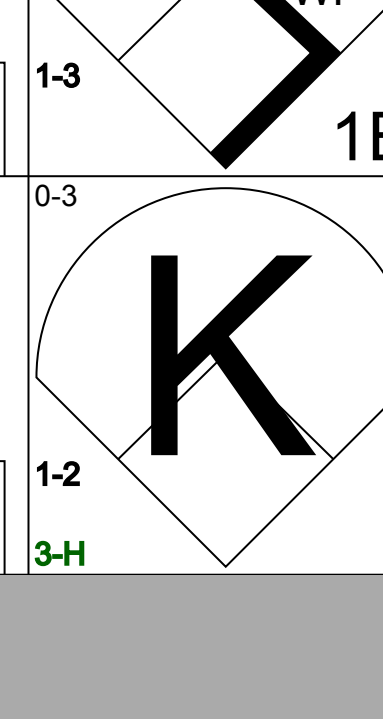
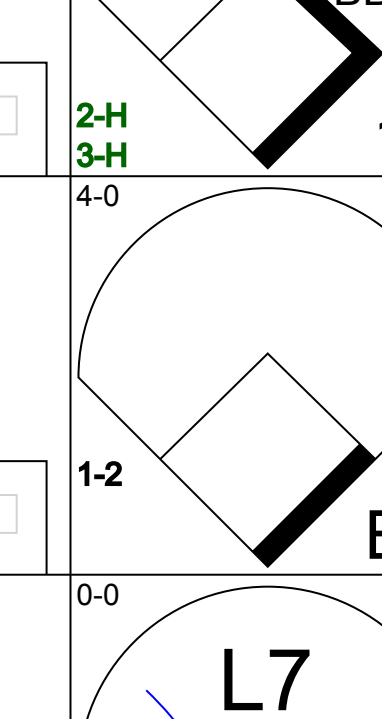


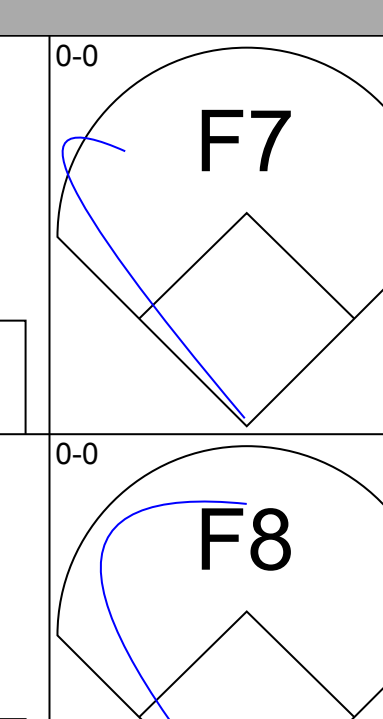
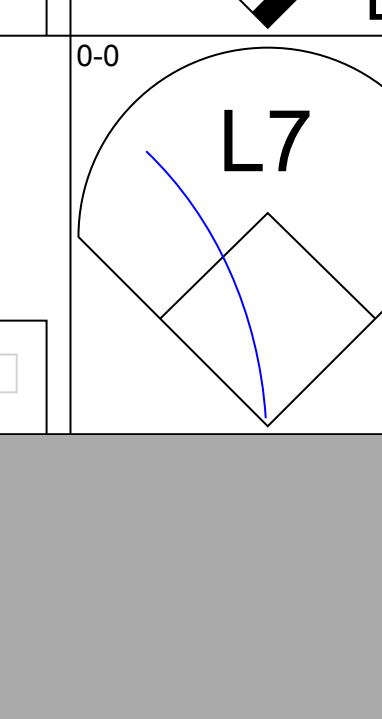


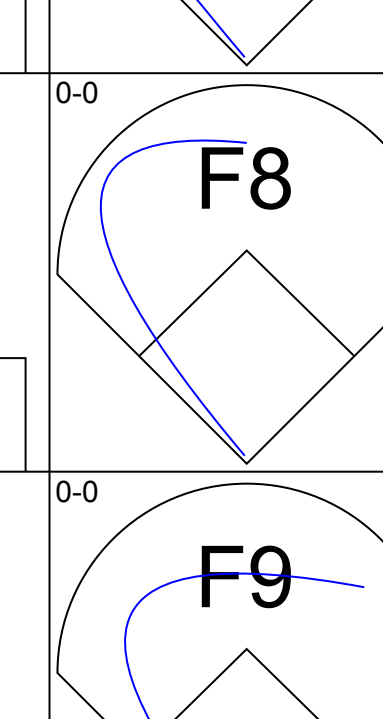
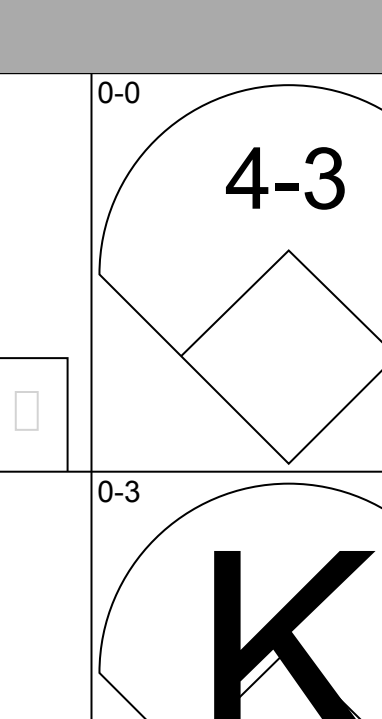


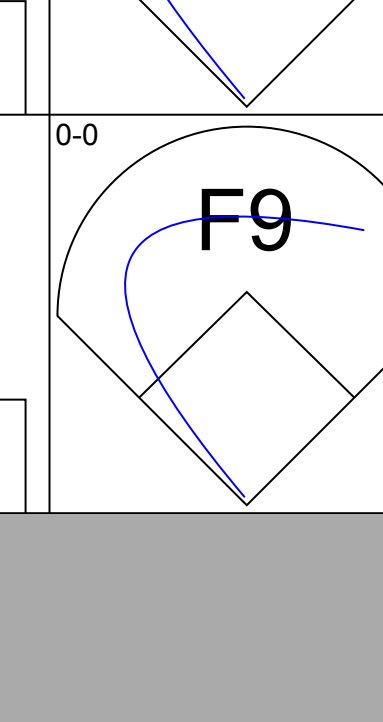
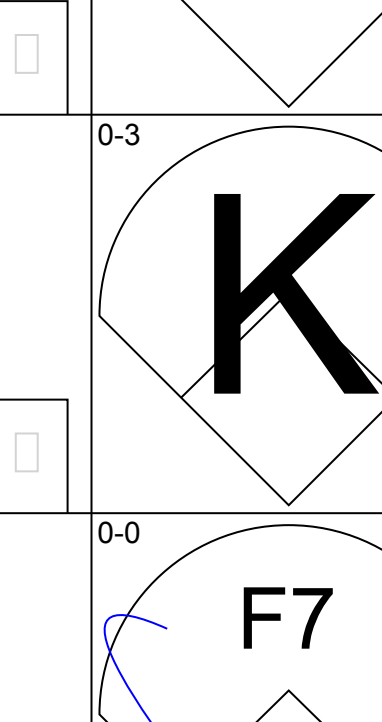


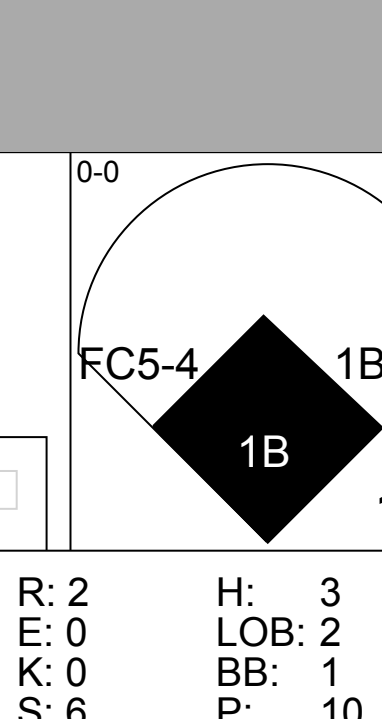
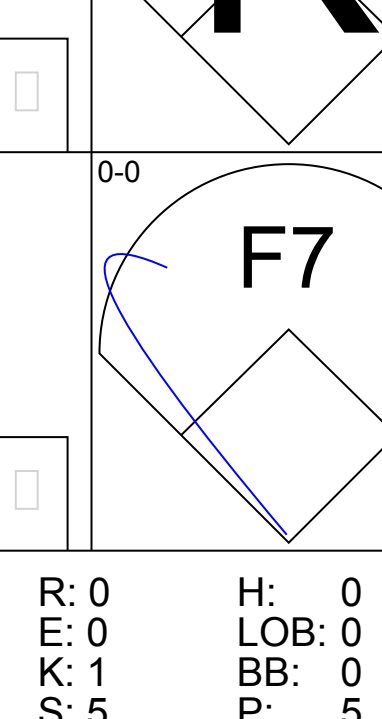




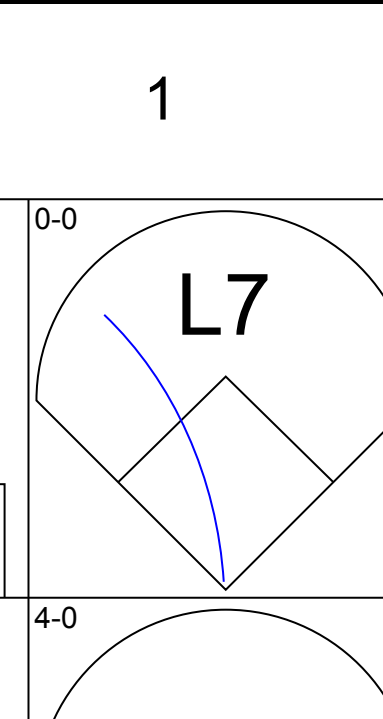
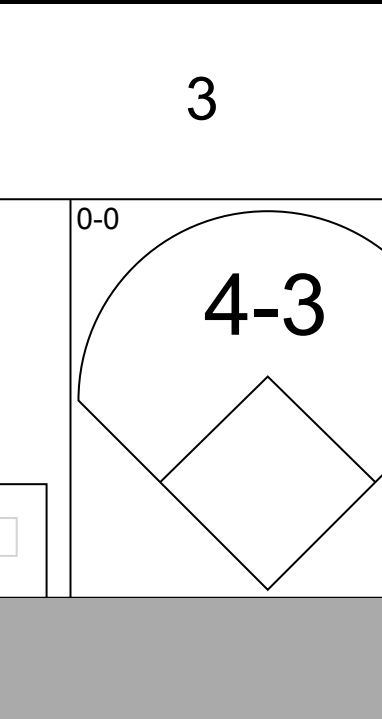
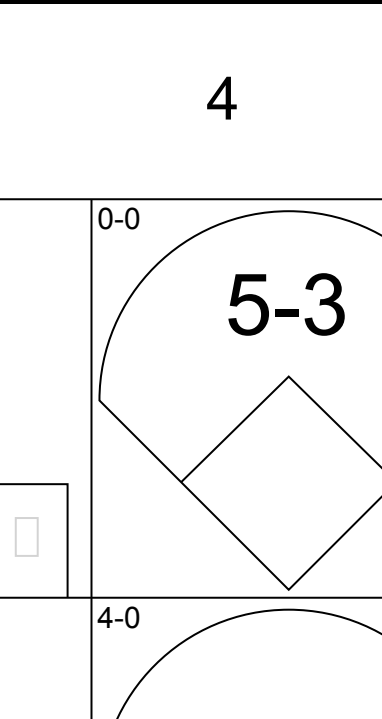

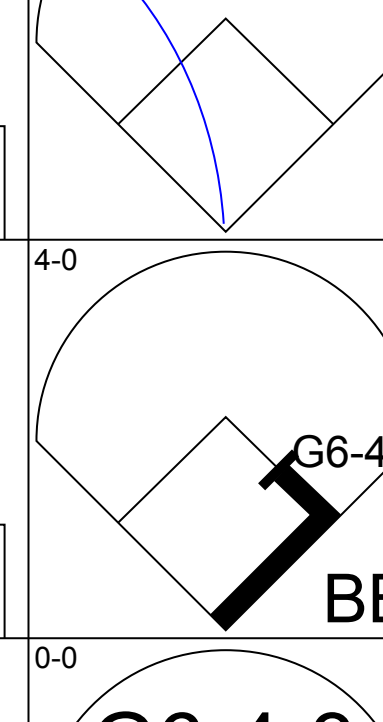
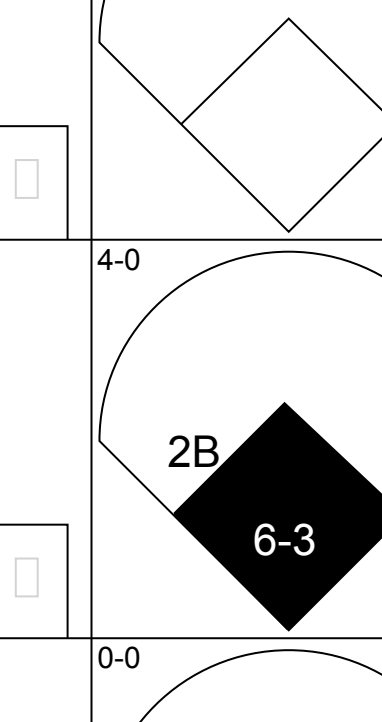
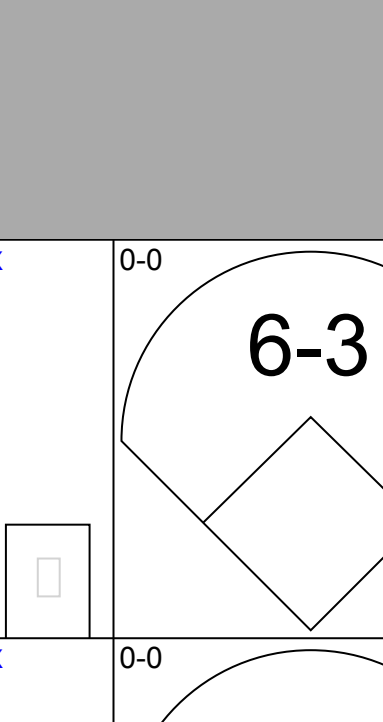
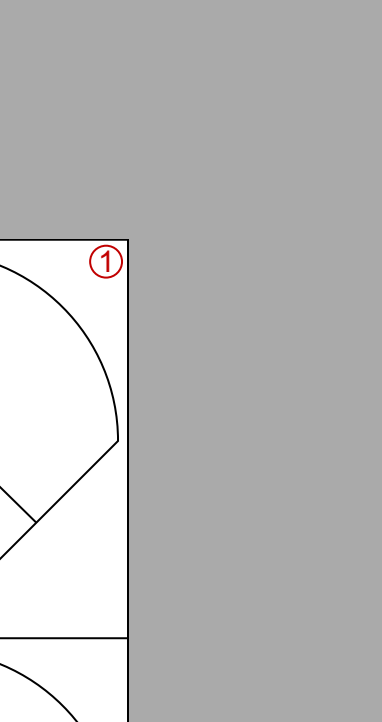
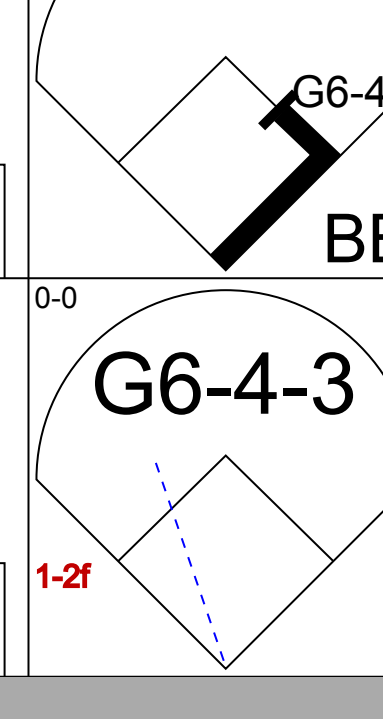
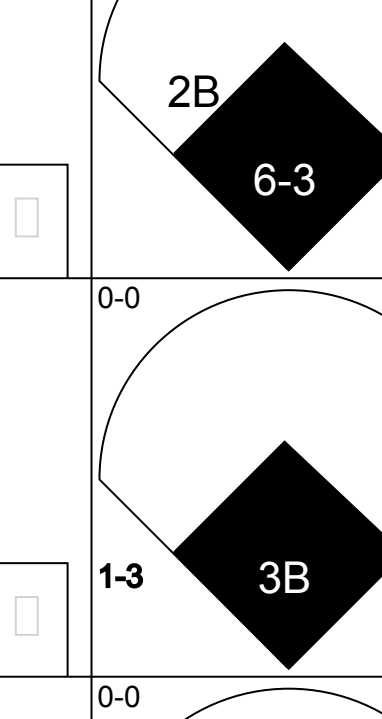
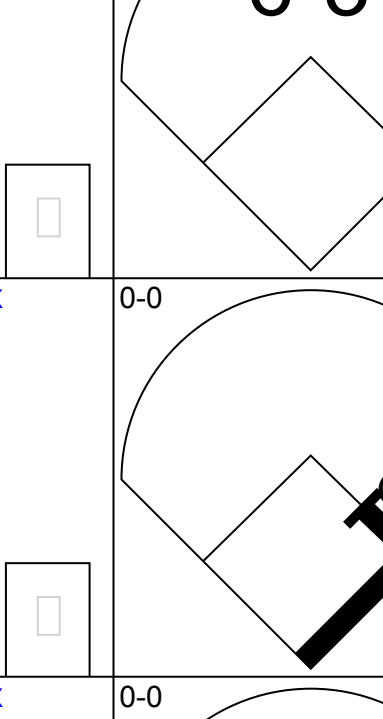

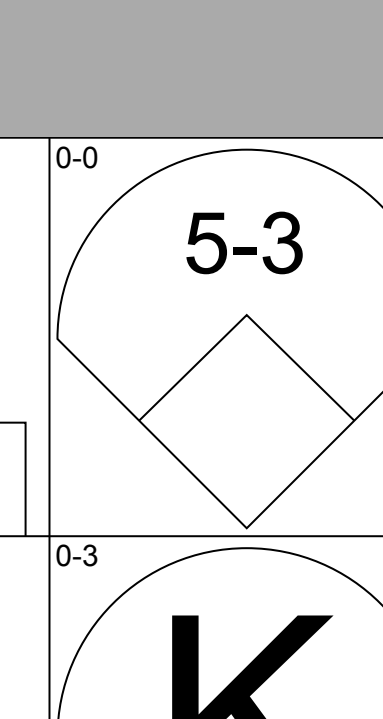
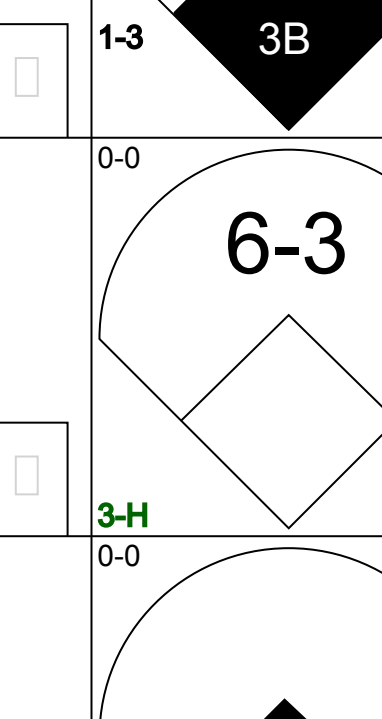
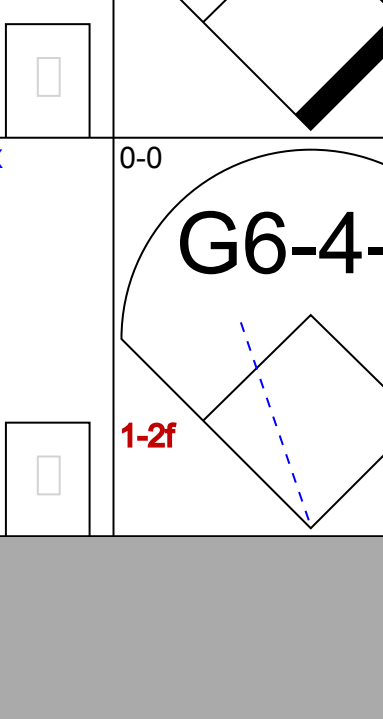
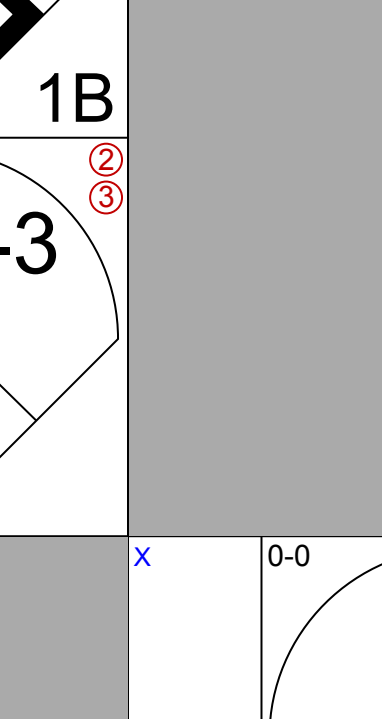

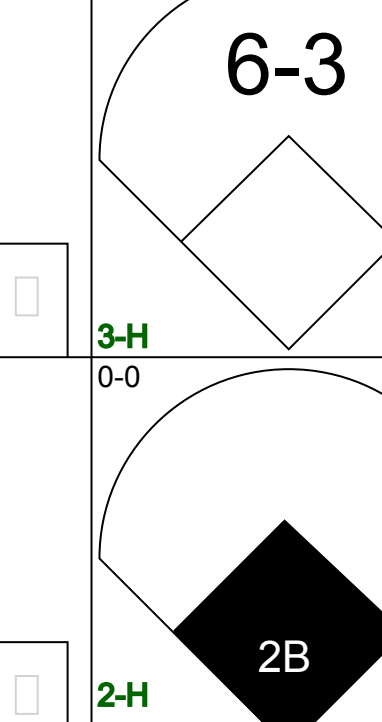
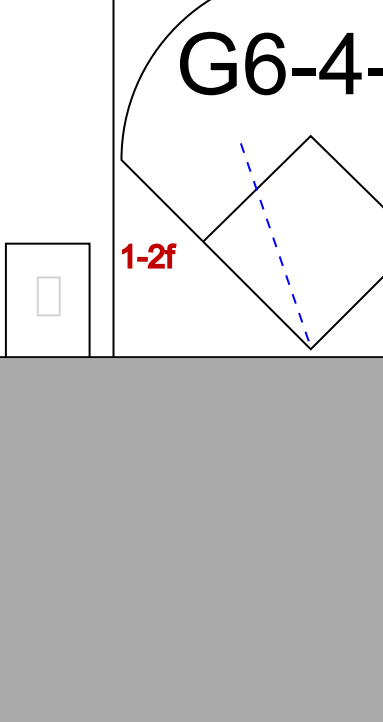
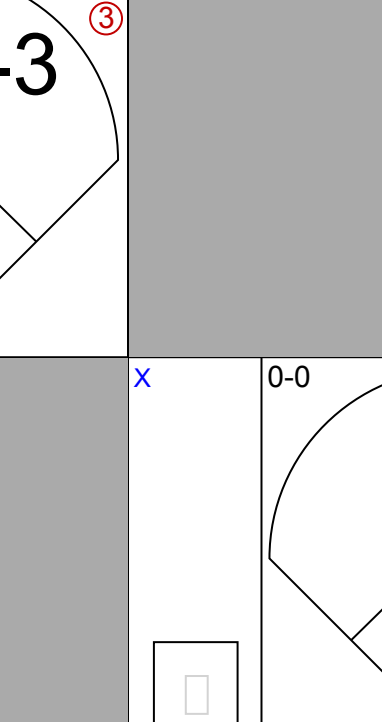
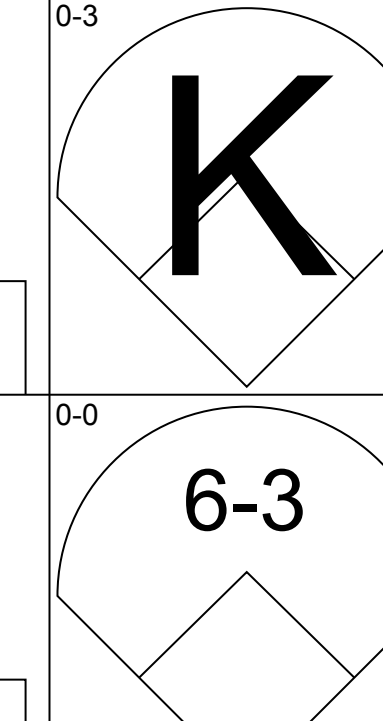
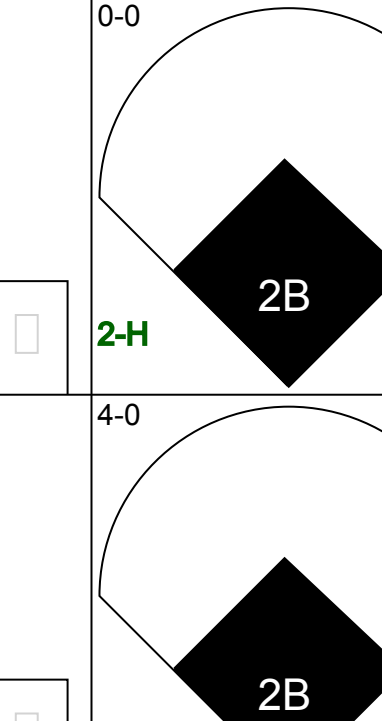

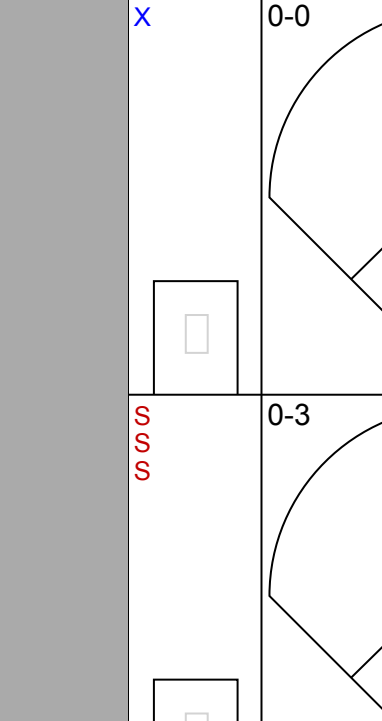
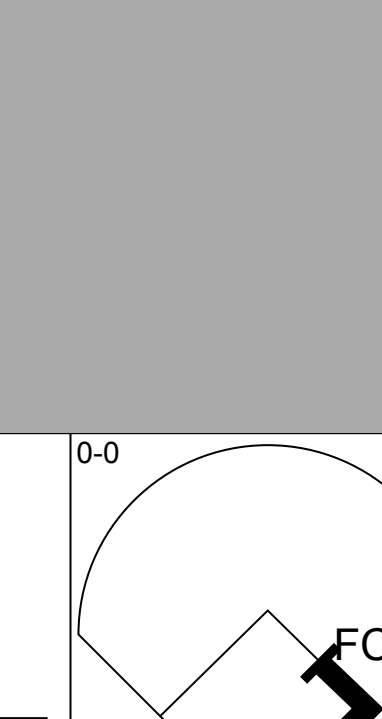
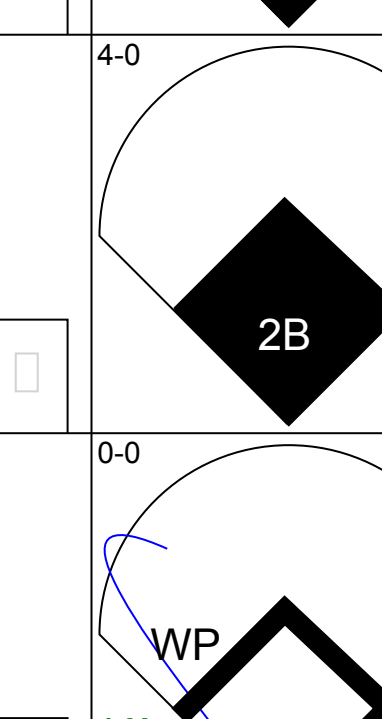

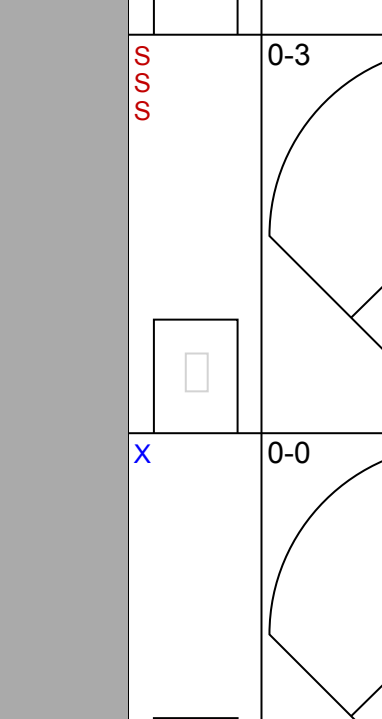
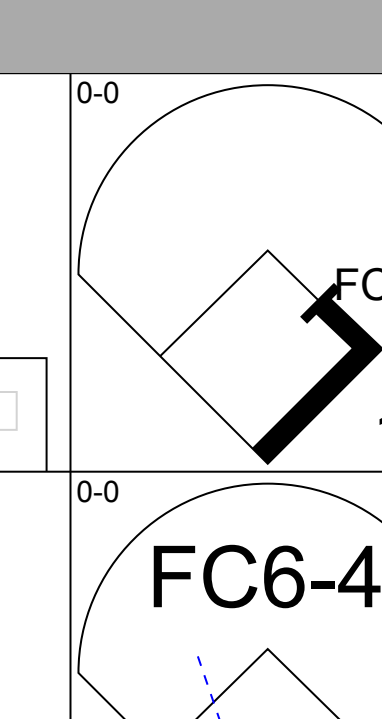
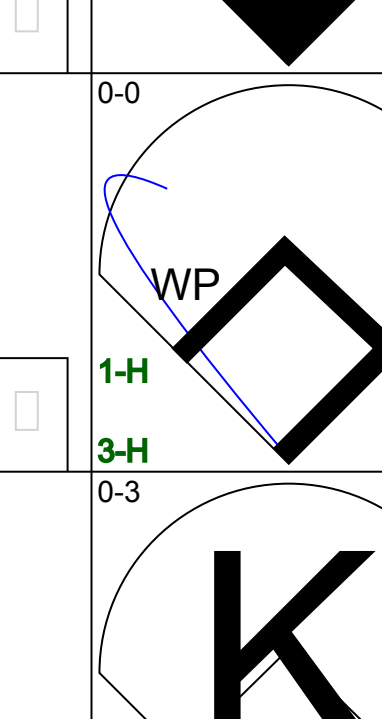

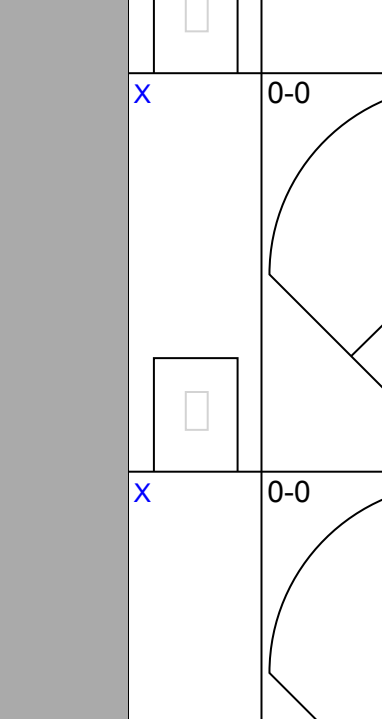
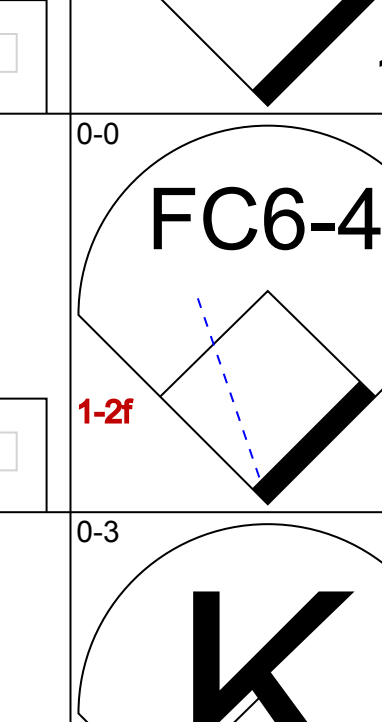
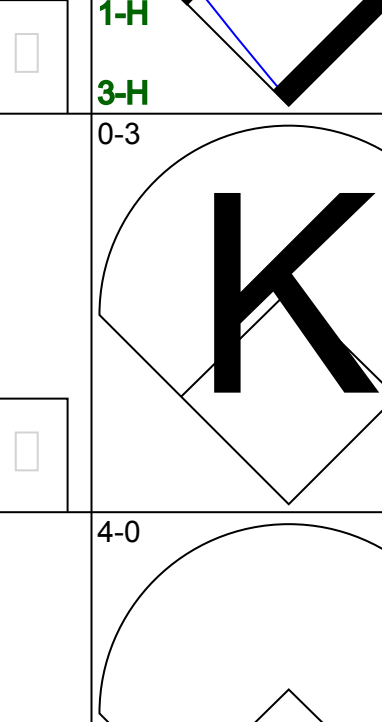

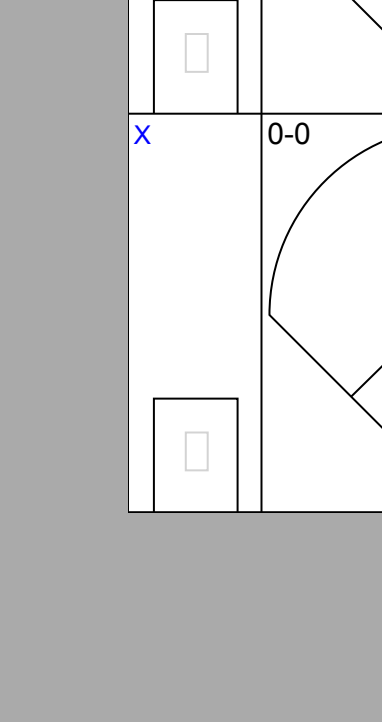


Batter	1	2	3	4	5	6	7	8	9	AB	R	H	RBI	BB	SO	LOB	TOP										
Walt Williams, R OBP: 0.345, SLG: 0.362 (1, 9)										3	1	1	0	1	0	2	Chicago White Sox @ Washington Senators Robert F. Kennedy Memorial Stadium, Washington, DC Tue Jun 02 1970, 7:05 PM EDT Att: 7,815 - Unknown										
Luis Aparicio, R OBP: 0.413, SLG: 0.441 (1, 6)										3	1	0	0	1	0	1											
Ossie Blanco, R OBP: 0.235, SLG: 0.235 Tom McCraw, L OBP: 0.371, SLG: 0.387 (1, 3)										3	0	0	0	0	0	2											
Carlos May, L OBP: 0.375, SLG: 0.494 (1, 7)										4	0	0	1	0	2	3											
Duane Josephson, R OBP: 0.358, SLG: 0.417 (1, 2)										4	0	0	1	0	0	2											
Bill Melton, R OBP: 0.326, SLG: 0.452 (1, 5)										4	0	0	0	0	1	1											
Buddy Bradford, R OBP: 0.270, SLG: 0.292 (1, 8)										3	0	1	0	0	1	0											
Bobby Knoop, R OBP: 0.263, SLG: 0.294 (1, 4)										3	0	1	0	0	0	0											
Joe Horlen, R OBP: 0.148, SLG: 0.185 John Matas, L OBP: 0.241, SLG: 0.301 Wilbur Wood, R OBP: 0.394, SLG: 0.255 Danny Murphy, L OBP: 0.394, SLG: 0.255 (8, 1)										2	0	0	0	0	2	2											
<b>Inning Stats</b>	R: 2 E: 1 K: 0 S: 4	H: 0 LOB: 1 BB: 2 P: 12	R: 0 E: 0 K: 1 S: 6	H: 2 LOB: 1 BB: 0 P: 6	R: 0 E: 0 K: 1 S: 5	H: 0 LOB: 0 BB: 0 P: 5	R: 0 E: 0 K: 2 S: 7	H: 0 LOB: 0 BB: 0 P: 7	R: 0 E: 0 K: 1 S: 6	H: 1 LOB: 1 BB: 0 P: 6	R: 0 E: 0 K: 1 S: 5	H: 0 LOB: 0 BB: 0 P: 5	R: 0 E: 0 K: 0 S: 3	H: 0 LOB: 0 BB: 0 P: 3	R: 0 E: 0 K: 0 S: 3	H: 0 LOB: 0 BB: 0 P: 3		R: 1 E: 0 K: 0 S: 4	H: 1 LOB: 0 BB: 0 P: 4	1B: 3 2B: 1 3B: 0 HR: 0	SF: 0 SAC: 0 DP: 1 HBP: 0	WP: 0 PB: 0 CS: 0	PA: 33				
<b>PITCHER</b>	IP	WLS	BF	H	R	ER	SO	BB	IBB	HBP	BLK	WP	HR	S	P	ERA	WHIP	<b>PITCHER</b>									
George Brunet, L ERA: 5.11 (1, 1)	7.0		26	3	2	1	6	2	0	0	0	0	0	36	44	1.29	0.714										
Horacio Pina, R ERA: 2.0 (8, 1)	1.0	W	3	0	0	0	0	0	0	0	0	0	0	3	3	0.00	0.000										
Joe Grzenda, L ERA: 3.16 (9, 1)	1.0	S	4	1	1	1	0	0	0	0	1	0	0	4	4	9.00	1.000										

Batter	1	2	3	4	5	6	7	8	9	AB	R	H	RBI	BB	SO	LOB	BOTTOM										
Del Unser, L OBP: 0.305, SLG: 0.297 (1, 9)										4	0	0	0	0	0	0	Chicago White Sox @ Washington Senators Robert F. Kennedy Memorial Stadium, Washington, DC Tue Jun 02 1970, 7:05 PM EDT Att: 7,815 - Unknown										
Ed Stroud, L OBP: 0.388, SLG: 0.408 (1, 8)										4	2	4	0	0	0	0											
Frank Howard, R OBP: 0.586 Davey Nelson, R OBP: 0.203, SLG: 0.135 (1, 7)										4	1	2	2	0	1	2											
Mike Epstein, L OBP: 0.373, SLG: 0.445 (1, 3)										3	0	1	1	1	0	0											
Bernie Allen, L OBP: 0.423, SLG: 0.472 Rick Reichardt, R OBP: 0.356, SLG: 0.595 (8, PH)										2	0	0	0	1	0	2											
Aurelio Rodriguez, R OBP: 0.322, SLG: 0.407 (1, 5)										3	0	1	1	0	0	1											
Ed Brinkman, R OBP: 0.338, SLG: 0.293 (1, 6)										4	0	0	0	0	1	3											
Jim French, L OBP: 0.321, SLG: 0.213 John Roseboro, L OBP: 0.394, SLG: 0.255 (7, PH)										2	0	0	0	0	0	0											
George Brunet, R OBP: 0.267, SLG: 0.467 Lee Maye, L OBP: 0.306, SLG: 0.394 Horacio Pina, R OBP: 0.394, SLG: 0.255 Joe Grzenda, R OBP: 0.394, SLG: 0.255 (8, 1)										2	0	0	0	0	1	0											
<b>Inning Stats</b>	R: 0 E: 0 K: 0 S: 4	H: 1 LOB: 2 BB: 1 P: 8	R: 0 E: 0 K: 0 S: 3	H: 0 LOB: 0 BB: 0 P: 3	R: 0 E: 0 K: 1 S: 6	H: 1 LOB: 1 BB: 0 P: 6	R: 0 E: 0 K: 0 S: 4	H: 1 LOB: 1 BB: 0 P: 4	R: 0 E: 0 K: 1 S: 5	H: 0 LOB: 0 BB: 0 P: 5	R: 2 E: 1 K: 0 S: 5	H: 2 LOB: 1 BB: 1 P: 9	R: 0 E: 0 K: 1 S: 5	H: 0 LOB: 0 BB: 0 P: 5	R: 2 E: 0 K: 2 S: 10	H: 3 LOB: 2 BB: 0 P: 10		1B: 7 2B: 0 3B: 0 HR: 1	SF: 1 SAC: 0 DP: 0 HBP: 0	WP: 0 PB: 0 CS: 0	PA: 34						
<b>PITCHER</b>	IP	WLS	BF	H	R	ER	SO	BB	IBB	HBP	BLK	WP	HR	S	P	ERA	WHIP	<b>PITCHER</b>									
Joe Horlen, R ERA: 3.83 (1, 1)	7.0		28	5	2	2	3	2	0	0	0	0	0	32	40	2.57	1.000										
Wilbur Wood, L ERA: 3.6 (8, 1)	0.0	L	3	3	2	2	0	0	0	0	0	0	0	3	3	∞	∞										
Danny Murphy, R ERA: 5.63 (8, 1)	1.0		3	0	0	0	2	0	0	0	0	0	0	7	7	0.00	0.000										



Batter	1	2	3	4	5	6	7	8	9	AB	R	H	RBI	BB	SO	LOB	TOP	
Tom McCraw, L (1, 9) OBP: 0.364, SLG: 0.378 (8, 3)										5	0	1	0	0	2	2	<b>Chicago White Sox @ Washington Senators</b> Robert F. Kennedy Memorial Stadium, Washington, DC Wed Jun 03 1970, 7:05 PM EDT Att. 4,678 - Unknown <a href="http://livebaseballscorecards.com">livebaseballscorecards.com</a>	
Luis Aparicio, R (1, 6) OBP: 0.410, SLG: 0.436										4	2	1	0	0	1	2		
Gail Hopkins, L (1, 3) Ken Berry, R (6, PR) OBP: 0.399, SLG: 0.354 (8, 8)										4	0	1	0	0	0	3		
Ed Herrmann, L (1, 2) OBP: 0.383, SLG: 0.489										4	0	2	2	0	1	1		
Carlos May, L (1, 7) OBP: 0.378, SLG: 0.488										2	0	0	0	2	1	1		
Bill Melton, R (1, 5) OBP: 0.327, SLG: 0.460										4	1	1	0	0	0	3		
Buddy Bradford, R (1, 8) OBP: 0.269, SLG: 0.283 (8, 9)										3	0	0	0	1	1	0		
Bobby Knoop, R (1, 4) John Mattas, L (9, PH) Ossie Blanco, R (9, PH) OBP: 0.257, SLG: 0.287 OBP: 0.241, SLG: 0.301 OBP: 0.222, SLG: 0.222										3	0	0	0	0	1	0		
Tommy John, R (1, 1) Tommie Sisk, R (8, 1) Duane Josephson, R (9, PH) OBP: 0.200, SLG: 0.143 OBP: 0.250, SLG: 0.250 OBP: 0.366, SLG: 0.425										3	1	1	0	0	0	0		
<b>Inning Stats</b>	R: 1 E: 0 K: 2 S: 9	H: 2 LOB: 1 BB: 0 P: 9	R: 0 E: 0 K: 0 S: 3	H: 0 LOB: 0 BB: 0 P: 3	R: 2 E: 0 K: 0 S: 6	H: 3 LOB: 2 BB: 1 P: 10	R: 0 E: 0 K: 1 S: 5	H: 0 LOB: 0 BB: 0 P: 5	R: 0 E: 0 K: 1 S: 4	H: 0 LOB: 0 BB: 1 P: 8	R: 0 E: 0 K: 1 S: 5	H: 1 LOB: 1 BB: 0 P: 6	R: 1 E: 0 K: 1 S: 7	H: 2 LOB: 2 BB: 1 P: 11	1B: 7 2B: 2 3B: 1 HR: 0	SF: 0 SAC: 0 DP: 1 HBP: 0		WP: 1 PB: 0 CS: 0
<b>PITCHER</b>	IP WLS BF H R ER SO BB IBB HBP BLK WP HR S P ERA WHIP																	
Joe Coleman, R (1, 1) ERA: 3.31	8.1 W 34 7 4 4 7 3 0 0 0 0 1 0 45 57 4.32 1.200																	
Darold Knowles, L (9, 1) ERA: 1.93	0.2 S 3 1 0 0 1 0 0 0 0 0 0 0 5 5 0.00 1.500																	

Batter	1	2	3	4	5	6	7	8	9	AB	R	H	RBI	BB	SO	LOB	BOTTOM	
Ed Brinkman, R (1, 6) OBP: 0.332, SLG: 0.287										4	0	0	0	0	0	3	<b>Chicago White Sox @ Washington Senators</b> Robert F. Kennedy Memorial Stadium, Washington, DC Wed Jun 03 1970, 7:05 PM EDT Att. 4,678 - Unknown <a href="http://livebaseballscorecards.com">livebaseballscorecards.com</a>	
Wayne Comer, R (1, 9) OBP: 0.232, SLG: 0.176										2	1	0	0	2	0	0		
Frank Howard, R (1, 3) Davey Nelson, R (6, PR) Mike Epstein, L (9, 3) OBP: 0.431, SLG: 0.594 OBP: 0.203, SLG: 0.135 OBP: 0.373, SLG: 0.445										3	1	2	0	1	0	1		
Rick Reichardt, R (1, 7) OBP: 0.352, SLG: 0.577										4	0	1	1	0	0	2		
Aurelio Rodriguez, R (1, 5) OBP: 0.325, SLG: 0.419										4	1	2	2	0	1	0		
Ed Stroud, L (1, 8) OBP: 0.385, SLG: 0.400										3	1	0	0	1	1	2		
Paul Casanova, R (1, 2) OBP: 0.264, SLG: 0.309										3	0	3	2	1	0	0		
Tim Cullen, R (1, 4) OBP: 0.289, SLG: 0.205										4	0	0	0	0	1	6		
Joe Coleman, R (1, 1) Darold Knowles, L (9, 1) OBP: 0.290, SLG: 0.160 ERA: 1.93										3	0	0	0	1	2	4		
<b>Inning Stats</b>	R: 0 E: 0 K: 0 S: 2	H: 0 LOB: 0 BB: 1 P: 6	R: 0 E: 0 K: 1 S: 5	H: 0 LOB: 0 BB: 0 P: 5	R: 0 E: 0 K: 1 S: 6	H: 1 LOB: 1 BB: 0 P: 6	R: 4 E: 0 K: 1 S: 8	H: 3 LOB: 2 BB: 3 P: 20	R: 0 E: 0 K: 1 S: 6	H: 1 LOB: 1 BB: 0 P: 6	R: 0 E: 0 K: 1 S: 5	H: 0 LOB: 0 BB: 0 P: 5	R: 1 E: 0 K: 0 S: 5	H: 2 LOB: 2 BB: 2 P: 13	1B: 5 2B: 2 3B: 1 HR: 0	SF: 0 SAC: 0 DP: 2 HBP: 0		WP: 1 PB: 0 CS: 0
<b>PITCHER</b>	IP WLS BF H R ER SO BB IBB HBP BLK WP HR S P ERA WHIP																	
Tommy John, L (1, 1) ERA: 3.74	7.0 L 31 7 5 5 5 5 0 0 0 0 0 0 4 8 6.43 1.714																	
Tommie Sisk, R (8, 1) ERA: 6.23	1.0 5 1 0 0 0 0 0 1 0 0 0 0 0 4 8 0.00 1.000																	



Batter	1	2	3	4	5	6	7	8	9	AB	R	H	RBI	BB	SO	LOB	TOP			
Walt Williams, R OBP: 0.347, SLG: 0.409										5	2	2	1	0	2	2	<b>Chicago White Sox @ Washington Senators</b> Robert F. Kennedy Memorial Stadium, Washington, DC Thu Jun 04 1970, 7:05 PM EDT Att: 6,270 - Unknown <a href="http://livebaseballscorecards.com">livebaseballscorecards.com</a>			
Luis Aparicio, R OBP: 0.415, SLG: 0.438										4	1	2	2	1	0	0				
Carlos May, L OBP: 0.378, SLG: 0.485										5	1	2	0	0	0	3				
Bill Melton, R OBP: 0.331, SLG: 0.481										4	1	2	2	0	1	2				
Ed Herrmann, L OBP: 0.369, SLG: 0.469										4	0	0	0	0	2	4				
Tom McCraw, L OBP: 0.380, SLG: 0.368										3	1	0	1	1	2	1				
Bobby Knoop, R OBP: 0.271, SLG: 0.304										3	0	2	1	1	0	0				
Ken Berry, R OBP: 0.328, SLG: 0.342										4	0	0	0	0	1	4				
Jerry Crider, R OBP: 0.100, SLG: 0.200										3	1	1	0	0	0	0				
Danny Murphy, L OBP: 0.333, SLG: 0.333										1	0	1	0	0	0	0				
<b>Inning Stats</b>	R: 4 E: 1 K: 1 S: 10	H: 4 LOB: 1 BB: 0 P: 10	R: 1 E: 0 K: 2 S: 10	H: 3 LOB: 2 BB: 0 P: 10	R: 0 E: 0 K: 1 S: 5	H: 0 LOB: 0 BB: 0 P: 5	R: 0 E: 0 K: 0 S: 3	H: 0 LOB: 0 BB: 0 P: 3	R: 0 E: 0 K: 1 S: 5	H: 1 LOB: 0 BB: 0 P: 5	R: 1 E: 0 K: 1 S: 6	H: 2 LOB: 0 BB: 0 P: 6	R: 1 E: 0 K: 0 S: 3	H: 1 LOB: 1 BB: 2 P: 11	R: 0 E: 0 K: 1 S: 5	H: 1 LOB: 1 BB: 1 P: 9	1B: 7 2B: 2 3B: 1 HR: 2	SF: 0 SAC: 0 DP: 4 HBP: 0	WP: 0 PB: 0 CS: 2	PA: 39
<b>PITCHER</b>	IP WLS BF H R ER SO BB IBB HBP BLK WP HR S P ERA WHIP																			
Dick Bosman, R ERA: 3.88	(1, 1) 1.1 L 11 6 5 2 1 0 0 0 0 0 0 0 1 13 13 13.50 4.500																			
Jim Shellenback, L ERA: 5.14	(2, 1) 5.2 19 4 1 1 6 0 0 0 0 0 0 0 31 31 1.59 0.706																			
Bob Humphreys, R ERA: 1.35	(8, 1) 2.0 9 2 1 1 1 3 0 0 0 0 0 1 8 20 4.50 2.500																			

Batter	1	2	3	4	5	6	7	8	9	AB	R	H	RBI	BB	SO	LOB	BOTTOM			
Lee Maye, L OBP: 0.302, SLG: 0.385										5	0	1	0	0	0	2	<b>Chicago White Sox @ Washington Senators</b> Robert F. Kennedy Memorial Stadium, Washington, DC Thu Jun 04 1970, 7:05 PM EDT Att: 6,270 - Unknown <a href="http://livebaseballscorecards.com">livebaseballscorecards.com</a>			
Ed Stroud, L OBP: 0.393, SLG: 0.418										3	3	2	0	1	0	0				
Frank Howard, R OBP: 0.428, SLG: 0.587										2	0	0	1	1	1	1				
Mike Epstein, L OBP: 0.371, SLG: 0.440										4	0	1	0	0	0	3				
Bernie Allen, L OBP: 0.426, SLG: 0.467										3	0	1	2	1	0	0				
Aurelio Rodriguez, R OBP: 0.324, SLG: 0.416										4	0	1	0	0	0	5				
Ed Brinkman, R OBP: 0.335, SLG: 0.288										3	0	1	0	1	0	0				
John Roseboro, L OBP: 0.371, SLG: 0.236										4	0	0	0	0	0	3				
Dick Bosman, R OBP: 0.115, SLG: 0.115										0	0	0	0	0	0	0				
Jim Shellenback, L OBP: 0.143, SLG: 0.286										2	0	0	0	0	1	0				
Wayne Comer, R OBP: 0.228, SLG: 0.173										1	0	0	0	0	1	1				
Bob Humphreys, R OBP: 0.333, SLG: 0.229										0	0	0	0	0	0	0				
Jim French, L OBP: 0.333, SLG: 0.229										1	0	1	0	0	0	0				
<b>Inning Stats</b>	R: 1 E: 0 K: 0 S: 4	H: 1 LOB: 0 BB: 0 P: 4	R: 0 E: 0 K: 0 S: 4	H: 2 LOB: 1 BB: 0 P: 4	R: 1 E: 0 K: 0 S: 4	H: 1 LOB: 3 BB: 3 P: 16	R: 0 E: 0 K: 1 S: 5	H: 0 LOB: 0 BB: 0 P: 5	R: 0 E: 0 K: 0 S: 3	H: 0 LOB: 0 BB: 0 P: 3	R: 0 E: 0 K: 1 S: 5	H: 0 LOB: 1 BB: 1 P: 9	R: 1 E: 0 K: 1 S: 7	H: 3 LOB: 1 BB: 0 P: 7	R: 0 E: 0 K: 0 S: 4	H: 1 LOB: 1 BB: 0 P: 4	1B: 7 2B: 0 3B: 1 HR: 0	SF: 1 SAC: 0 DP: 2 HBP: 0	WP: 0 PB: 0 CS: 0	PA: 37
<b>PITCHER</b>	IP WLS BF H R ER SO BB IBB HBP BLK WP HR S P ERA WHIP																			
Jerry Crider, R ERA: 2.96	(1, 1) 6.0 W 25 4 2 2 1 4 0 0 0 0 0 0 23 39 3.00 1.333																			
Danny Murphy, R ERA: 5.33	(7, 1) 3.0 S 12 4 1 1 2 0 0 0 0 0 0 0 16 16 3.00 1.333																			



Batter	1	2	3	4	5	6	7	8	9	AB	R	H	RBI	BB	SO	LOB	TOP										
<b>Cesar Tovar, R</b> OBP: 0.371, SLG: 0.492 (1, 8)										3	1	1	1	1	0	0	<b>Minnesota Twins @ Washington Senators</b> Robert F. Kennedy Memorial Stadium, Washington, DC Fri Jun 05 1970, 7:05 PM EDT Att: 12,818 - Unknown - 80 F										
<b>Jim Holt, L</b> OBP: 0.282, SLG: 0.288 (1, 7)										4	0	0	0	0	1	1											
<b>Tony Oliva, L</b> OBP: 0.359, SLG: 0.510 (1, 9)										4	0	2	1	0	0	0											
<b>Harmon Killebrew, R</b> OBP: 0.441, SLG: 0.640 (1, 5)										4	0	1	0	0	0	2											
<b>Rich Reese, L</b> OBP: 0.312, SLG: 0.360 (1, 3)										3	0	0	0	1	1	1											
<b>Leo Cardenas, R</b> OBP: 0.326, SLG: 0.424 (1, 6)										4	0	2	0	0	0	0											
<b>George Mitterwald, R</b> OBP: 0.264, SLG: 0.354 (1, 2)										2	0	0	0	1	0	3											
<b>Frank Quilici, R</b> OBP: 0.255, SLG: 0.191 (1, 4)										3	1	2	0	0	0	1											
<b>Bert Blyleven, R</b> (1, 1)										2	0	0	0	0	1	1											
<b>Ron Perranoski, L</b> (8, 1)										0	0	0	0	0	0	0											
<b>Inning Stats</b>	R: 1 E: 0 K: 0 S: 3	H: 1 LOB: 0 BB: 1 P: 7	R: 0 E: 0 K: 0 S: 3	H: 0 LOB: 1 BB: 1 P: 7	R: 0 E: 0 K: 1 S: 5	H: 0 LOB: 0 BB: 0 P: 5	R: 0 E: 0 K: 0 S: 4	H: 1 LOB: 2 BB: 1 P: 8	R: 1 E: 0 K: 0 S: 4	H: 2 LOB: 0 BB: 0 P: 4	R: 0 E: 0 K: 1 S: 5	H: 1 LOB: 0 BB: 0 P: 5	R: 0 E: 0 K: 1 S: 6	H: 2 LOB: 1 BB: 0 P: 6	R: 0 E: 0 K: 0 S: 3	H: 0 LOB: 0 BB: 0 P: 3	R: 0 E: 0 K: 0 S: 3	H: 1 LOB: 0 BB: 0 P: 3	1B: 7 2B: 1 3B: 0 HR: 0	SF: 0 SAC: 1 DP: 2 HBP: 0	WP: 0 PB: 0 SB: 1 CS: 1	PA: 33					
<b>PITCHER</b>	IP	WLS	BF	H	R	ER	SO	BB	IBB	HBP	BLK	WP	HR	S	P	ERA	WHIP										
<b>Casey Cox, R</b> ERA: 4.74 (1, 1)	7.0	L	27	7	2	2	3	3	0	0	0	0	0	30	42	2.57	1.429										
<b>Darold Knowles, L</b> ERA: 1.83 (8, 1)	2.0	S	6	1	0	0	0	0	0	0	0	0	0	6	6	0.00	0.500										

AB	29
R	2
H	8
RBI	2
BB	3
SO	3
LOB	9



Batter	1	2	3	4	5	6	7	8	9	AB	R	H	RBI	BB	SO	LOB	BOTTOM										
<b>Lee Maye, L</b> OBP: 0.311, SLG: 0.420 (1, 9)										3	1	2	1	0	0	1	<b>Minnesota Twins @ Washington Senators</b> Robert F. Kennedy Memorial Stadium, Washington, DC Fri Jun 05 1970, 7:05 PM EDT Att: 12,818 - Unknown - 80 F										
<b>Wayne Comer, R</b> OBP: 0.224, SLG: 0.170 (8, PH)										1	0	0	0	0	0	0											
<b>Ed Stroud, L</b> OBP: 0.384, SLG: 0.408 (1, 8)										4	0	0	0	0	2	2											
<b>Frank Howard, R</b> OBP: 0.420, SLG: 0.573 (1, 7)										4	0	0	0	0	1	1											
<b>Mike Epstein, L</b> OBP: 0.368, SLG: 0.434 (1, 3)										4	0	1	0	0	1	0											
<b>Bernie Allen, L</b> OBP: 0.424, SLG: 0.463 (1, 4)										3	0	1	0	0	0	1											
<b>Rick Reichardt, R</b> OBP: 0.348, SLG: 0.570 (9, PH)										1	0	0	0	0	0	0											
<b>Aurelio Rodriguez, R</b> OBP: 0.318, SLG: 0.407 (1, 5)										4	0	0	0	0	1	1											
<b>Ed Brinkman, R</b> OBP: 0.335, SLG: 0.285 (1, 6)										2	0	0	0	1	2	1											
<b>Jim French, L</b> OBP: 0.333, SLG: 0.235 (1, 2)										3	0	1	0	0	0	1											
<b>Casey Cox, R</b> OBP: 0.190, SLG: 0.150 (1, 1)										1	0	0	0	0	0	0											
<b>John Roseboro, L</b> OBP: 0.366, SLG: 0.232 (7, PH)										1	0	0	0	0	0	1											
<b>Darold Knowles, L</b> ERA: 1.8 (8, 1)										0	0	0	0	0	0	0											
<b>Inning Stats</b>	R: 1 E: 0 K: 1 S: 7	H: 2 LOB: 1 BB: 0 P: 7	R: 0 E: 0 K: 1 S: 5	H: 0 LOB: 0 BB: 0 P: 5	R: 0 E: 0 K: 2 S: 8	H: 1 LOB: 1 BB: 0 P: 8	R: 0 E: 0 K: 1 S: 6	H: 1 LOB: 1 BB: 0 P: 6	R: 0 E: 0 K: 1 S: 5	H: 0 LOB: 0 BB: 0 P: 5	R: 0 E: 0 K: 1 S: 5	H: 0 LOB: 1 BB: 1 P: 9	R: 0 E: 0 K: 0 S: 3	H: 0 LOB: 0 BB: 0 P: 3	R: 0 E: 0 K: 0 S: 3	H: 0 LOB: 0 BB: 0 P: 3	1B: 4 2B: 0 3B: 0 HR: 1	SF: 0 SAC: 1 DP: 0 HBP: 0	WP: 0 PB: 0 SB: 0 CS: 0	PA: 33							
<b>PITCHER</b>	IP	WLS	BF	H	R	ER	SO	BB	IBB	HBP	BLK	WP	HR	S	P	ERA	WHIP										
<b>Bert Blyleven, R</b> ERA: 1.29 (1, 1)	7.0	W	27	5	1	1	7	1	0	0	0	0	0	40	44	1.29	0.857										
<b>Ron Perranoski, L</b> ERA: 1.8 (8, 1)	2.0	S	6	0	0	0	0	0	0	0	0	0	0	6	6	0.00	0.000										

AB	31
R	1
H	5
RBI	1
BB	1
SO	7
LOB	9





Batter	1	2	3	4	5	6	7	8	9	AB	R	H	RBI	BB	SO	LOB	TOP				
<b>Cesar Tovar, R</b> OBP: 0.372, SLG: 0.487 (1, 8)	L8		6-3		BB 1B HBP		FC6-2 1B		K	4	1	1	0	0	1	1	<b>Minnesota Twins @ Washington Senators</b> Robert F. Kennedy Memorial Stadium, Washington, DC Sat Jun 06 1970, 7:05 PM EDT Att: 8,836 - Unknown <a href="http://livebaseballscorecards.com">livebaseballscorecards.com</a>				
<b>Jim Holt, L</b> OBP: 0.274, SLG: 0.279 (1, 7)	G3		F8		1B		F2		F2	2	0	0	0	0	0	0					
<b>Rick Renick, R</b> OBP: 0.372, SLG: 0.692 (5, PH) (5, 7)					BB					2	0	0	0	1	0	3					
<b>Tony Oliva, L</b> OBP: 0.362, SLG: 0.510 (1, 9)	HR 1B				K		FC6-2			4	1	2	0	0	1	5					
<b>Harmon Killebrew, R</b> OBP: 0.442, SLG: 0.655 (1, 5)	HR		5-3				F7			4	1	2	4	0	0	3					
<b>Rich Reese, L</b> OBP: 0.310, SLG: 0.357 (1, 3)	4-3				CS 1B		3-1		F2	4	0	1	0	0	0	2					
<b>Leo Cardenas, R</b> OBP: 0.317, SLG: 0.414 (1, 6)			P6		K		6-3		K	4	0	0	0	0	2	1					
<b>Paul Ratliff, L</b> OBP: 0.349, SLG: 0.419 (1, 2)			K		K		K		P6	4	0	0	0	0	3	1					
<b>Frank Quilici, R</b> OBP: 0.273, SLG: 0.184 (1, 4)							P6		4-3	2	0	0	0	2	0	0					
<b>Jim Perry, S</b> OBP: 0.290, SLG: 0.333 (1, 1)	1-3				BB 1B HBP		1B FC6-2		FC1-6	4	1	2	0	0	0	2					
<b>Inning Stats</b>	R: 2 E: 0 K: 0 S: 5	H: 2 LOB: 0 BB: 0 P: 5	R: 0 E: 0 K: 1 S: 5	H: 0 LOB: 1 BB: 1 P: 9	R: 0 E: 0 K: 0 S: 4	H: 1 LOB: 1 BB: 0 P: 4	R: 0 E: 0 K: 2 S: 7	H: 1 LOB: 1 BB: 0 P: 7	R: 2 E: 0 K: 1 S: 5	H: 2 LOB: 2 BB: 0 P: 5	R: 0 E: 0 K: 0 S: 5	H: 0 LOB: 0 BB: 0 P: 5	R: 0 E: 0 K: 1 S: 5	H: 0 LOB: 0 BB: 0 P: 5	R: 0 E: 0 K: 1 S: 5	H: 0 LOB: 1 BB: 1 P: 9	1B: 6 2B: 2 3B: 0 HR: 1	SF: 0 SAC: 0 DP: 1 HBP: 1	WP: 0 PB: 0 SB: 0 CS: 1	PA: 38	
<b>PITCHER</b>	IP	WLS	BF	H	R	ER	SO	BB	IBB	HBP	BLK	WP	HR	S	P	ERA	WHIP				
<b>Jim Hannan, R</b> ERA: 4.66 (1, 1)	4.1	L	19	5	4	4	3	1	0	1	0	0	1	23	28	8.31	1.385				
<b>Joe Grzenda, L</b> ERA: 2.89 (5, 1)	2.1		11	3	0	0	2	1	0	0	0	0	0	14	18	0.00	1.714				
<b>Horacio Pina, R</b> ERA: 1.84 (7, 1)	2.1		8	0	0	0	2	1	0	0	0	0	0	11	15	0.00	0.429				

Batter	1	2	3	4	5	6	7	8	9	AB	R	H	RBI	BB	SO	LOB	BOTTOM				
<b>Lee Maye, L</b> OBP: 0.317, SLG: 0.448 (1, 9)	PB E 1B	FC6-4 BB		HR			G3			4	1	2	2	0	0	2	<b>Minnesota Twins @ Washington Senators</b> Robert F. Kennedy Memorial Stadium, Washington, DC Sat Jun 06 1970, 7:05 PM EDT Att: 8,836 - Unknown <a href="http://livebaseballscorecards.com">livebaseballscorecards.com</a>				
<b>Ed Stroud, L</b> OBP: 0.381, SLG: 0.400 (1, 8)	F7			L4			F9			3	0	0	0	1	0	1					
<b>Frank Howard, R</b> OBP: 0.413, SLG: 0.560 (1, 7)	K	K					F7		F7	4	0	0	0	0	2	4					
<b>Mike Epstein, L</b> OBP: 0.365, SLG: 0.430 (1, 3)	E3 PB		F8		P4				1B	4	0	1	0	0	0	1					
<b>Bernie Allen, L</b> OBP: 0.410, SLG: 0.444 (1, 4)	4-3		4-3		G3				F8	4	0	0	0	0	0	3					
<b>Aurelio Rodriguez, R</b> OBP: 0.316, SLG: 0.404 (1, 5)		F8					F7		P3	4	0	1	0	0	0	1					
<b>Ed Brinkman, R</b> OBP: 0.333, SLG: 0.284 (1, 6)		HBP 1B FC6-4 1B	1-3				F8		4-3	4	1	1	0	0	0	1					
<b>Jim French, L</b> OBP: 0.333, SLG: 0.241 (1, 2)					4-3				P4	3	0	1	0	0	0	0					
<b>Horacio Pina, R</b> OBP: 0.220, SLG: 0.167 (7, 1)		FC6-4 HBP 1B					4-3			0	0	0	0	0	0	0					
<b>Wayne Comer, R</b> OBP: 0.220, SLG: 0.167 (9, PH)										1	0	0	0	0	0	0					
<b>Jim Hannan, R</b> OBP: 0.500, SLG: 0.333 (1, 1)					F2					1	0	0	0	0	0	0					
<b>Joe Grzenda, R</b> OBP: 0.356, SLG: 0.224 (5, 1)							P7		F7	0	0	0	0	0	0	0					
<b>John Roseboro, L</b> OBP: 0.356, SLG: 0.224 (7, 2)										2	0	0	0	0	0	0					
<b>Inning Stats</b>	R: 0 E: 1 K: 1 S: 7	H: 1 LOB: 2 BB: 0 P: 7	R: 1 E: 0 K: 1 S: 7	H: 2 LOB: 3 BB: 1 P: 12	R: 0 E: 0 K: 0 S: 4	H: 1 LOB: 1 BB: 0 P: 4	R: 1 E: 0 K: 0 S: 4	H: 1 LOB: 0 BB: 0 P: 4	R: 0 E: 0 K: 0 S: 3	H: 0 LOB: 0 BB: 0 P: 3	R: 0 E: 0 K: 0 S: 3	H: 0 LOB: 0 BB: 0 P: 3	R: 0 E: 0 K: 0 S: 4	H: 1 LOB: 1 BB: 0 P: 4	R: 0 E: 0 K: 0 S: 3	H: 0 LOB: 0 BB: 0 P: 3	1B: 5 2B: 0 3B: 0 HR: 1	SF: 0 SAC: 0 DP: 0 HBP: 1	WP: 0 PB: 1 SB: 0 CS: 0	PA: 36	
<b>PITCHER</b>	IP	WLS	BF	H	R	ER	SO	BB	IBB	HBP	BLK	WP	HR	S	P	ERA	WHIP				
<b>Jim Perry, R</b> ERA: 2.9 (1, 1)	9.0	W	36	6	2	2	2	1	0	1	0	0	1	38	43	2.00	0.778				



Batter	1	2	3	4	5	6	7	8	9	10	11	AB	R	H	RBI	BB	SO	LOB	TOP					
Cesar Tovar, R OBP: 0.372, SLG: 0.495	SH3 1B 2B	FC4-6 1-2			SH4 2-3			4-3			6-3	5	1	2	0	0	0	1						
Leo Cardenas, R OBP: 0.327, SLG: 0.422	SH3 2-3	F8			CS BB L6				4-3 2B		1B 1B	4	1	2	0	1	0	3						
Harmon Killebrew, R OBP: 0.444, SLG: 0.647	1B 1B				P3				F9		1B 1B	5	2	2	1	1	1	3						
Tony Oliva, L OBP: 0.370, SLG: 0.520	1B 5-3 1B				F7				4-3		1B 1B	6	2	4	1	0	0	1						
Rick Renick, R OBP: 0.235, SLG: 0.367 Stan Williams, R OBP: 0.167, SLG: 0.167 Ron Perranoski, L OBP: 0.333, SLG: 0.222 Bill Zepp, R OBP: 0.333, SLG: 0.222 Minnie Mendoza, R OBP: 0.196, SLG: 0.196 Charles Johnson, L OBP: 0.196, SLG: 0.196 Jim Kaat, R OBP: 0.229, SLG: 0.229 Steve Barber, R OBP: 0.229, SLG: 0.229	5-3 1B				F2			G5-4-3 1B	K		1B 1B	3	0	1	1	0	0	1						
Brant Alysia, R OBP: 0.384, SLG: 0.504 Jim Holt, L OBP: 0.276, SLG: 0.282	5-3				G5-4-3 1B			6-3			1B	2	0	1	1	1	0	1						
George Mitterwald, R OBP: 0.268, SLG: 0.352	5-3				F9				F2		1B	6	1	2	0	0	0	5						
Frank Quijici, R OBP: 0.267, SLG: 0.170					F7				G5-4-3		1B	4	1	0	0	1	0	2						
Dave Boswell, R OBP: 0.167, SLG: 0.167 Tom Hall, L OBP: 0.167, SLG: 0.167 Bob Allison, R OBP: 0.333, SLG: 0.222 Rich Reese, L OBP: 0.311, SLG: 0.377	FC4-6 1B				SH4 2B				HR		HR	2	0	0	0	0	0	0						
<b>Inning Stats</b>	R: 3 E: 0 K: 0 S: 7	H: 4 LOB: 1 BB: 0 P: 7	R: 0 E: 0 K: 0 S: 4	H: 1 LOB: 1 BB: 0 P: 4	R: 0 E: 0 K: 0 S: 3	H: 0 LOB: 0 BB: 0 P: 3	R: 0 E: 0 K: 1 S: 5	H: 1 LOB: 0 BB: 0 P: 3	R: 0 E: 0 K: 1 S: 6	H: 1 LOB: 2 BB: 2 P: 14	R: 0 E: 0 K: 0 S: 3	H: 0 LOB: 0 BB: 0 P: 6	R: 0 E: 0 K: 0 S: 4	H: 1 LOB: 1 BB: 0 P: 4	R: 0 E: 0 K: 0 S: 7	H: 5 LOB: 1 BB: 1 P: 7	1B: 13 2B: 6 3B: 0 HR: 1	SF: 0 SAC: 2 DP: 3 HBP: 0	WP: 0 PB: 0 SB: 0 CS: 1	PA: 52				
<b>PITCHER</b>	George Brunet, L ERA: 5.56	Dick Bosman, R ERA: 3.79	Horacio Pina, R ERA: 1.84	Jim Shellenback, L ERA: 4.8	Darold Knowles, L ERA: 1.79	<b>PITCHER</b>	Joe Grzenda, L ERA: 3.68	Joe Coleman, R ERA: 3.28																
Lee Maye, L OBP: 0.331, SLG: 0.446	FC4-6 BB				4-3			2B SF8 BB			G3 1B	5	1	2	1	2	0	1						
Ed Stroud, L OBP: 0.378, SLG: 0.401	FC4-6 1-2				1B 1B			SF8 2B			K	7	2	2	0	0	1	6						
Frank Howard, R OBP: 0.426, SLG: 0.567	G6-4-3 BB				1B 6-3 1B			IBB			1B K	3	1	2	2	4	1	3						
Rick Reichardt, R OBP: 0.354, SLG: 0.560	G6-4-3 1-2				1B			SF8 1B			K	5	0	2	2	1	1	5						
Bernie Allen, L OBP: 0.403, SLG: 0.436 Wayne Comer, R OBP: 0.217, SLG: 0.164 Tim Cullen, R OBP: 0.289, SLG: 0.205 Mike Epstein, L OBP: 0.383, SLG: 0.427 Davey Nelson, R OBP: 0.194, SLG: 0.127 Aurelio Rodriguez, R OBP: 0.256, SLG: 0.426	F8				6-3			K			4-3	2	0	0	1	0	0	1						
Ed Brinkman, R OBP: 0.333, SLG: 0.282	F2				6-3			6-3			6-3	5	2	1	1	1	0	2						
Jim French, L OBP: 0.348, SLG: 0.241					P6 BB			6-3			F9	4	0	1	1	2	0	0						
George Brunet, L ERA: 5.56 Dick Bosman, R ERA: 3.79 Horacio Pina, R ERA: 1.84 Jim Shellenback, L ERA: 4.8 Darold Knowles, L ERA: 1.79	K				K			P5			SF9	2	0	0	0	0	0	2						
<b>Inning Stats</b>	R: 0 E: 0 K: 0 S: 2	H: 0 LOB: 1 BB: 2 P: 10	R: 0 E: 0 K: 1 S: 6	H: 1 LOB: 2 BB: 1 P: 10	R: 2 E: 0 K: 0 S: 6	H: 3 LOB: 1 BB: 0 P: 6	R: 0 E: 0 K: 1 S: 5	H: 0 LOB: 0 BB: 0 P: 5	R: 0 E: 0 K: 1 S: 6	H: 0 LOB: 2 BB: 2 P: 14	R: 0 E: 0 K: 2 S: 8	H: 1 LOB: 2 BB: 1 P: 12	R: 2 E: 0 K: 1 S: 8	H: 3 LOB: 3 BB: 2 P: 16	R: 2 E: 1 K: 1 S: 9	H: 3 LOB: 3 BB: 1 P: 13	R: 0 E: 0 K: 0 S: 4	H: 1 LOB: 1 BB: 0 P: 4	R: 2 E: 1 K: 0 S: 5	H: 1 LOB: 2 BB: 2 P: 13	1B: 9 2B: 5 3B: 0 HR: 0	SF: 2 SAC: 0 DP: 1 HBP: 0	WP: 0 PB: 1 SB: 1 CS: 0	PA: 59
<b>PITCHER</b>	Dave Boswell, R ERA: 7.13	Tom Hall, L ERA: 2.52	Stan Williams, R ERA: 2.0	Ron Perranoski, L ERA: 2.16	Bill Zepp, R ERA: 3.3	<b>PITCHER</b>	Jim Kaat, L ERA: 3.61	Steve Barber, R ERA: 3.29																

Minnesota Twins @ Washington Senators  
Robert F. Kennedy Memorial Stadium, Washington, DC

AB 46  
R 10  
H 19  
RBI 10  
BB 4  
SO 3  
LOB 23



livebaseballscores.com

Minnesota Twins @ Washington Senators  
Robert F. Kennedy Memorial Stadium, Washington, DC

AB 46  
R 9  
H 14  
RBI 9  
BB 11  
SO 7  
LOB 31



livebaseballscores.com

Sun Jun 07 1970, 3:33 AM EDT  
Att: 35,040 - Unknown - 85 F



Batter	1	2	3	4	5	6	7	8	9	AB	R	H	RBI	BB	SO	LOB	TOP					
Lee Mays, L OBP: 0.336, SLG: 0.444 (1, 9)										3	0	1	0	1	0	0						
Ed Stroud, L OBP: 0.380, SLG: 0.400 (1, 8)										3	0	1	0	1	0	2						
Frank Howard, R OBP: 0.419, SLG: 0.555 (1, 3)										4	0	0	0	0	1	4						
Rick Reichardt, R OBP: 0.350, SLG: 0.557 (1, 7)										4	1	1	0	0	0	4						
Bernie Allen, L OBP: 0.398, SLG: 0.429 Tim Cullen, R OBP: 0.289, SLG: 0.205 (8, 4)										4	0	1	0	0	0	2						
Aurelio Rodriguez, R OBP: 0.324, SLG: 0.425 (1, 5)										3	0	1	1	0	1	1						
Ed Brinkman, R OBP: 0.332, SLG: 0.282 (1, 6)										4	0	1	0	0	0	1						
Jim French, L OBP: 0.356, SLG: 0.246 (1, 2)										3	0	1	0	1	0	1						
Casey Cox, R OBP: 0.182, SLG: 0.143 Del Unser, L OBP: 0.298, SLG: 0.289 Jim Sheltenback, L OBP: 0.141, SLG: 0.236 John Rosenthal, L OBP: 0.299, SLG: 0.277 Jim Hannan, R OBP: 0.592, SLG: 0.333 Dick Nen, L (8, 7)										1	0	0	0	0	1	2						
<b>Inning Stats</b>	R: 0 E: 0 K: 0 S: 4	H: 1 LOB: 1 BB: 0 P: 4	R: 0 E: 0 K: 1 S: 6	H: 1 LOB: 2 BB: 1 P: 10	R: 0 E: 0 K: 0 S: 3	H: 0 LOB: 1 BB: 1 P: 7	R: 0 E: 0 K: 0 S: 4	H: 2 LOB: 1 BB: 0 P: 4	R: 0 E: 0 K: 1 S: 6	H: 1 LOB: 0 BB: 0 P: 6	R: 1 E: 0 K: 0 S: 4	H: 1 LOB: 0 BB: 0 P: 4	R: 0 E: 0 K: 0 S: 3	H: 0 LOB: 1 BB: 1 P: 7	R: 0 E: 1 K: 0 S: 3	H: 0 LOB: 1 BB: 1 P: 6	R: 0 E: 0 K: 1 S: 6	H: 1 LOB: 1 BB: 0 P: 6	1B: 6 2B: 1 3B: 0 HR: 0	SF: 1 SAC: 0 DP: 2 HBP: 0	WP: 0 PB: 0 SB: 0 CS: 0	PA: 36
<b>PITCHER</b> Dick Drago, R ERA: 4.46 (1, 1)	IP: 9.0 WLS: W BF: 36 H: 7 R: 1 ER: 1 SO: 3 BB: 3 IBB: 0 HBP: 0 BLK: 0 WP: 0 HR: 0 S: 39 P: 51 ERA: 1.00 WHIP: 1.11															<b>PITCHER</b>						

Washington Senators @ Kansas City Royals  
Municipal Stadium, Kansas City, MO  
Tue Jun 09 1970, 8:05 PM EDT  
Att. 7,404 - Unknown - 82 F

AB 32  
R 1  
H 7  
RBI 1  
BB 3  
SO 3  
LOB 18

WP: 0	PA: 36
PB: 0	
SB: 0	
CS: 0	

Batter	1	2	3	4	5	6	7	8	9	AB	R	H	RBI	BB	SO	LOB	BOTTOM			
Pat Kelly, L OBP: 0.398, SLG: 0.362 (1, 9)										3	2	0	1	0	1					
Paul Schaaf, R OBP: 0.343, SLG: 0.358 (1, 4)										3	1	0	0	1	2	1				
Amos Otis, R OBP: 0.350, SLG: 0.448 (1, 8)										3	3	2	3	1	0	0				
Bob Oliver, R OBP: 0.329, SLG: 0.541 (1, 5)										4	2	3	2	0	0	1				
Joe Keough, L OBP: 0.421, SLG: 0.475 (1, 3)										3	0	2	2	0	0	1				
Lou Piniella, R OBP: 0.384, SLG: 0.496 (1, 7)										3	0	1	1	0	0	2				
Ellie Rodriguez, R OBP: 0.353, SLG: 0.348 (1, 2)										4	0	0	0	0	0	0				
Jackie Hernandez, R OBP: 0.304, SLG: 0.307 (1, 6)										4	0	1	0	0	0	0				
Dick Drago, R OBP: 0.160, SLG: 0.087 (1, 1)										4	0	1	0	0	2	1				
<b>Inning Stats</b>	R: 4 E: 0 K: 0 S: 6	H: 3 LOB: 0 BB: 1 P: 10	R: 0 E: 0 K: 1 S: 4	H: 1 LOB: 0 BB: 1 P: 8	R: 1 E: 0 K: 1 S: 7	H: 2 LOB: 1 BB: 0 P: 7	R: 0 E: 0 K: 0 S: 4	H: 1 LOB: 0 BB: 0 P: 4	R: 1 E: 0 K: 0 S: 4	H: 1 LOB: 1 BB: 1 P: 8	R: 0 E: 0 K: 1 S: 5	H: 0 LOB: 0 BB: 0 P: 5	R: 2 E: 0 K: 1 S: 8	H: 4 LOB: 2 BB: 0 P: 8	R: 0 E: 0 K: 0 S: 3	H: 0 LOB: 0 BB: 0 P: 3	1B: 7 2B: 2 3B: 2 HR: 1	SF: 2 SAC: 0 DP: 0 HBP: 0	WP: 0 PB: 0 SB: 1 CS: 2	PA: 37
<b>PITCHER</b> Casey Cox, R ERA: 5.1 Jim Sheltenback, L ERA: 4.78 Jim Hannan, R ERA: 5.06	IP: 4.0 WLS: L BF: 19 H: 7 R: 5 ER: 5 SO: 2 BB: 2 IBB: 0 HBP: 0 BLK: 0 WP: 0 HR: 1 S: 21 P: 29 ERA: 11.25 WHIP: 2.250															<b>PITCHER</b>				

Washington Senators @ Kansas City Royals  
Municipal Stadium, Kansas City, MO  
Tue Jun 09 1970, 8:05 PM EDT  
Att. 7,404 - Unknown - 82 F


AB 31  
R 8  
H 12  
RBI 8  
BB 3  
SO 4  
LOB 7


WP: 0	PA: 37
PB: 0	
SB: 1	
CS: 2	







Batter	1	2	3	4	5	6	7	8	9	AB	R	H	RBI	BB	SO	LOB	TOP		
Ed Brinkman, R (1,6) OBP: 0.327, SLG: 0.278	5-3			F8		8-3			FC4-6 1B	4	0	1	0	0	0	1	<b>Washington Senators @ Chicago White Sox</b> Comiskey Park, Chicago, IL Fri Jun 12 1970, 8:05 PM EDT Att: 7,928 - Unknown 		
Del Unser, L (1,8) OBP: 0.280, SLG: 0.306	4-3			6-3			4-3	FC4-6 FC5-4	4	0	0	0	0	0	1				
Frank Howard, R (1,3) OBP: 0.428, SLG: 0.551	L4			F2			WP BB	K	3	0	0	0	1	1	1				
Aurelio Rodriguez, R (1,5) OBP: 0.329, SLG: 0.425		K			6-3		5-3	FC5-4	4	0	0	0	0	1	2				
Paul Casanova, R (1,2) OBP: 0.272, SLG: 0.320	4-3			F8			IBB		2	0	0	0	1	0	0				
Wayne Comer, R (1,7) OBP: 0.250, SLG: 0.180	4-3						F3		3	0	1	0	0	0	2				
Lee Maye, L (1,9) OBP: 0.336, SLG: 0.442					6-3			4-3	2	0	0	0	0	0	1				
Tim Cullen, R (1,4) OBP: 0.283, SLG: 0.178				F8 HBP			F7		2	0	0	0	1	0	1				
George Brunet, R (1,1) OBP: 0.211, SLG: 0.368				F8					2	0	0	0	0	1	1				
Dick Such, L (7,1) OBP: 0.340, SLG: 0.538				F8					0	0	0	0	0	0	0				
Rick Reichardt, R (8, PH) OBP: 0.143, SLG: 0.286									0	0	0	0	0	1	0				
Jim Shellenback, L (8,1) OBP: 0.143, SLG: 0.286									0	0	0	0	0	0	0				
<b>Inning Stats</b>	R: 0 E: 0 K: 0 S: 3	H: 0 LOB: 0 BB: 0 P: 3	R: 0 E: 0 K: 1 S: 5	H: 0 LOB: 0 BB: 0 P: 5	R: 0 E: 0 K: 0 S: 2	H: 0 LOB: 0 BB: 0 P: 3	R: 0 E: 0 K: 0 S: 3	H: 0 LOB: 1 BB: 0 P: 3	R: 0 E: 0 K: 1 S: 4	H: 0 LOB: 0 BB: 1 P: 8	R: 0 E: 0 K: 0 S: 3	H: 0 LOB: 2 BB: 2 P: 11	R: 0 E: 0 K: 1 S: 5	H: 0 LOB: 0 BB: 0 P: 5	R: 0 E: 0 K: 1 S: 6	H: 1 LOB: 1 BB: 0 P: 6	1B: 2 2B: 1 3B: 0 HR: 0	SF: 0 SAC: 0 DP: 1 HBP: 1	WP: 1 PA: 31
<b>PITCHER</b> Tommy John, L (1,1) ERA: 3.38	IP: 9.0 WLS: W BF: 31 H: 2 R: 0 ER: 0 SO: 4 BB: 2 IBB: 1 HBP: 1 BLK: 0 WP: 1 HR: 0 S: 35 P: 48 ERA: 0.00 WHIP: 0.444											<b>PITCHER</b>	IP: 9.0 WLS: W BF: 31 H: 2 R: 0 ER: 0 SO: 4 BB: 2 IBB: 1 HBP: 1 BLK: 0 WP: 1 HR: 0 S: 35 P: 48 ERA: 0.00 WHIP: 0.444						

Batter	1	2	3	4	5	6	7	8	9	AB	R	H	RBI	BB	SO	LOB	BOTTOM		
Walt Williams, R (1,9) OBP: 0.307, SLG: 0.352	F8		1-3			6-3		4-3		4	0	0	0	0	0	0	<b>Washington Senators @ Chicago White Sox</b> Comiskey Park, Chicago, IL Fri Jun 12 1970, 8:05 PM EDT Att: 7,928 - Unknown 		
Luis Aparicio, R (1,6) OBP: 0.396, SLG: 0.409	F2			F2			SH1-4 1B	1-3	4	1	1	0	0	0	0				
Carlos May, L (1,7) OBP: 0.359, SLG: 0.452	K			F8			SH1-4 1B	E 1B	4	1	2	0	0	1	0				
Bill Melton, R (1,5) OBP: 0.327, SLG: 0.486		K		K			SH1-4	E7 1B	3	0	1	0	0	2	0				
Ossie Blanco, R (1,3) OBP: 0.217, SLG: 0.182		F9			F9		F7	K	3	0	0	0	0	0	2				
Tom McCraw, L (8,3) OBP: 0.340, SLG: 0.380									1	0	0	0	0	1	2				
Duane Josephson, R (1,2) OBP: 0.364, SLG: 0.398		F8							2	1	1	2	1	0	0				
Syd O'Brien, R (1,4) OBP: 0.320, SLG: 0.342									3	2	2	1	0	1	1				
Ken Berry, R (1,8) OBP: 0.329, SLG: 0.403									3	1	1	3	0	0	0				
Tommy John, R (1,1) OBP: 0.171, SLG: 0.121									3	0	0	0	0	0	0				
<b>Inning Stats</b>	R: 0 E: 0 K: 1 S: 5	H: 0 LOB: 0 BB: 0 P: 5	R: 0 E: 0 K: 1 S: 5	H: 0 LOB: 0 BB: 0 P: 5	R: 1 E: 0 K: 0 S: 4	H: 1 LOB: 0 BB: 0 P: 4	R: 0 E: 0 K: 1 S: 5	H: 0 LOB: 0 BB: 0 P: 5	R: 0 E: 0 K: 1 S: 4	H: 0 LOB: 1 BB: 1 P: 8	R: 0 E: 0 K: 0 S: 3	H: 0 LOB: 0 BB: 0 P: 3	R: 5 E: 0 K: 0 S: 8	H: 5 LOB: 0 BB: 0 P: 8	R: 0 E: 1 K: 1 S: 7	H: 2 LOB: 2 BB: 0 P: 7	1B: 6 2B: 0 3B: 0 HR: 2	SF: 0 SAC: 1 DP: 0 HBP: 0	WP: 0 PA: 32
<b>PITCHER</b> George Brunet, L (1,1) ERA: 5.69	IP: 6.2 WLS: L BF: 25 H: 5 R: 5 ER: 5 SO: 4 BB: 1 IBB: 0 HBP: 0 BLK: 0 WP: 0 HR: 1 S: 32 P: 36 ERA: 6.75 WHIP: 0.900											<b>PITCHER</b>	IP: 6.2 WLS: L BF: 25 H: 5 R: 5 ER: 5 SO: 4 BB: 1 IBB: 0 HBP: 0 BLK: 0 WP: 0 HR: 1 S: 32 P: 36 ERA: 6.75 WHIP: 0.900						
Dick Such, R (7,1) ERA: 5.69	0.1	2	1	1	1	0	0	0	0	0	1	2	2	27.00	3.000				
Jim Shellenback, L (8,1) ERA: 4.64	1.0	5	2	0	0	1	0	0	0	0	0	7	7	0.00	2.000				



Batter	1	2	3	4	5	6	7	8	9	AB	R	H	RBI	BB	SO	LOB	TOP										
<b>Del Unser, L</b> OBP: 0.306, SLG: 0.367 (1, 8)	0-0 WP E 1B	0-0 4-3 1B		0-0 4-3 2-3 1B	0-0 FC6 2H 1B			0-0 HR		5	2	4	2	0	0	1											
<b>Lee Mays, L</b> OBP: 0.338, SLG: 0.432 (1, 9)	4-0 FC4-6 E 1-2 WP BB	0-0 4-3 1-2		4-0 HR BB	0-0 FC6 1-2			0-0 F9		3	2	0	0	2	0	2											
<b>Frank Howard, R</b> OBP: 0.423, SLG: 0.557 <b>Wayne Comer, R</b> OBP: 0.250, SLG: 0.180 (1, 7) (8, 7)	0-0 E6 1-2 2H 1B	0-3 K		0-0 HR			0-0 4-3	0-3 K		5	1	1	3	0	2	2											
<b>Mike Epstein, L</b> OBP: 0.364, SLG: 0.445 (1, 3)	0-0 FC4-6 1-2 1B			0-0 HR			0-3 K	0-3 K		5	1	2	1	0	2	0											
<b>Bernie Allen, L</b> OBP: 0.398, SLG: 0.436 <b>Tim Cullen, R</b> OBP: 0.283, SLG: 0.178 (1, 4) (9, 4)	0-0 FC4-6 WP HR						0-0 F8		0-0 P6	5	1	2	0	0	0	2											
<b>Aurelio Rodriguez, R</b> OBP: 0.328, SLG: 0.434 (1, 5)	0-0 HR			0-0 P6	0-0 5-3				0-3 K2-3	5	1	1	2	0	2	2											
<b>Ed Brinkman, R</b> OBP: 0.328, SLG: 0.282 (1, 6)	0-0 2B			0-0 5-3			0-0 4-3	0-3 K	4-0 PB S 1B BB	4	1	1	0	1	1	1											
<b>Jim French, L</b> OBP: 0.385, SLG: 0.328 (1, 2)	0-0 4-3			0-0 HR 2B	4-0 SH1-4 1B BB		0-0 HR		4-0 1B BB	3	3	2	1	2	0	1											
<b>Joe Grzenda, R</b> (1, 1)		0-3 K		0-3 K	0-0 SH1-4		0-3 K		0-0 1B	1	0	0	0	0	1	0											
<b>Jim Hannan, R</b> OBP: 0.333, SLG: 0.200 <b>Darold Knowles, L</b> OBP: 0.125, SLG: 0.125 (3, 1) (8, 1)					1-2		0-0 K		1-3 3H 1B	2	0	0	0	0	2	1											
<b>Inning Stats</b>	R: 4 E: 1 K: 0 S: 7	H: 4 LOB: 1 BB: 1 P: 11	R: 0 E: 0 K: 2 S: 8	H: 1 LOB: 1 BB: 0 P: 8	R: 0 E: 0 K: 0 S: 4	H: 1 LOB: 1 BB: 0 P: 4	R: 4 E: 0 K: 1 S: 9	H: 4 LOB: 1 BB: 1 P: 13	R: 1 E: 0 K: 0 S: 4	H: 1 LOB: 1 BB: 0 P: 8	R: 0 E: 0 K: 1 S: 5	H: 0 LOB: 0 BB: 0 P: 5	R: 1 E: 0 K: 3 S: 10	H: 1 LOB: 0 BB: 0 P: 10	R: 1 E: 0 K: 2 S: 8	H: 1 LOB: 2 BB: 2 P: 13	1B: 6 2B: 3 3B: 0 HR: 5	SF: 0 SAC: 1 DP: 0 HBP: 0	WP: 2 PB: 1 CS: 1	PA: 45							
<b>PITCHER</b>	IP	WLS	BF	H	R	ER	SO	BB	IBB	HBP	BLK	WP	HR	S	P	ERA	WHIP										
<b>Gerry Janeski, R</b> ERA: 4.11 (1, 1)	3.2	L	22	9	8	4	3	2	0	0	0	2	3	26	34	9.82	3.000										
<b>Tommie Sisk, R</b> ERA: 5.45 (4, 1)	2.1		10	2	1	1	1	1	0	0	0	0	0	11	15	3.86	1.286										
<b>Floyd Weaver, R</b> ERA: 7.5 (7, 1)	2.0		8	2	2	2	5	0	0	0	0	0	2	18	18	9.00	1.000										
<b>Wilbur Wood, L</b> ERA: 3.07 (9, 1)	1.0		5	1	1	1	1	2	0	0	0	0	0	5	13	9.00	3.000										
Batter	1	2	3	4	5	6	7	8	9	AB	R	H	RBI	BB	SO	LOB	BOTTOM										
<b>Walt Williams, R</b> OBP: 0.310, SLG: 0.376 (1, 9)	0-0 F8			0-0 2B 3-1 1B				0-0 4-3		5	2	2	1	0	0	1											
<b>Luis Aparicio, R</b> OBP: 0.396, SLG: 0.424 (1, 6)	0-0 P6			0-0 2B 3B	0-0 3-1 6-3 2B				0-0 P6	5	2	2	0	0	0	0											
<b>Carlos May, L</b> OBP: 0.355, SLG: 0.451 (1, 7)	0-0 1-3			0-0 1B 2B	0-0 3-1				0-3 K	5	1	1	2	0	1	1											
<b>Bill Melton, R</b> OBP: 0.328, SLG: 0.484 (1, 5)		0-0 F5		0-0 WP 1B	0-0 6-3				0-0 F8	5	0	2	2	0	0	0											
<b>Ossie Blanco, R</b> OBP: 0.250, SLG: 0.192 (1, 3)		0-0 1B 5-3 1B		0-0 K	0-0 L1				4-0 1B BB	4	1	1	0	1	1	2											
<b>Duane Josephson, R</b> OBP: 0.379, SLG: 0.413 (1, 2)		0-0 1B 5-3 1B		0-0 WP 1B					0-0 F7	4	1	3	0	0	0	0											
<b>Syd O'Brien, R</b> OBP: 0.310, SLG: 0.331 (1, 4)		0-0 5-3		0-0 K					0-0 L6	4	0	0	1	0	1	5											
<b>Ken Berry, R</b> OBP: 0.340, SLG: 0.408 (1, 8)		0-0 1B		0-0 1B	0-0 1-3				0-0 1-3	3	0	2	1	1	0	0											
<b>Gerry Janeski, R</b> OBP: 0.365, SLG: 0.465 (1, 1) <b>Tommie Sisk, R</b> OBP: 0.290, SLG: 0.200 (4, 1) <b>John Matlack, R</b> OBP: 0.228, SLG: 0.294 (7, 1) <b>Floyd Weaver, R</b> OBP: 0.308, SLG: 0.379 (8, 1) <b>Tom McCraw, L</b> OBP: 0.379, SLG: 0.379 (9, 1)		0-0 6-3		0-0 K					0-0 F9	2	0	0	0	0	1	4											
<b>Inning Stats</b>	R: 0 E: 0 K: 0 S: 3	H: 0 LOB: 0 BB: 0 P: 3	R: 2 E: 0 K: 0 S: 6	H: 3 LOB: 1 BB: 0 P: 6	R: 3 E: 0 K: 3 S: 14	H: 5 LOB: 3 BB: 1 P: 18	R: 2 E: 0 K: 0 S: 5	H: 2 LOB: 0 BB: 0 P: 5	R: 0 E: 0 K: 0 S: 3	H: 0 LOB: 0 BB: 0 P: 3	R: 0 E: 0 K: 0 S: 4	H: 1 LOB: 2 BB: 1 P: 8	R: 0 E: 0 K: 1 S: 5	H: 1 LOB: 0 BB: 0 P: 5	R: 0 E: 0 K: 1 S: 6	H: 1 LOB: 1 BB: 0 P: 6	1B: 9 2B: 2 3B: 1 HR: 1	SF: 0 SAC: 0 DP: 0 HBP: 0	WP: 1 PB: 0 CS: 0	PA: 41							
<b>PITCHER</b>	IP	WLS	BF	H	R	ER	SO	BB	IBB	HBP	BLK	WP	HR	S	P	ERA	WHIP										
<b>Joe Grzenda, L</b> ERA: 4.88 (1, 1)	2.0		13	7	5	5	0	0	0	0	0	1	0	13	13	22.50	3.500										
<b>Jim Hannan, R</b> ERA: 4.79 (3, 1)	5.0	W	22	5	2	2	3	1	1	0	0	1	0	26	34	3.60	1.200										
<b>Darold Knowles, L</b> ERA: 1.7 (8, 1)	2.0	S	6	1	0	0	2	0	0	0	0	0	0	10	10	0.00	0.500										

Washington Senators @ Chicago White Sox  
Comiskey Park, Chicago, IL  
Sat Jun 13 1970, 4:33 AM EDT  
Att: 8,281 - Unknown

AB 39  
R 12  
H 14  
RBI 10  
BB 5  
SO 10  
LOB 12

Washington Senators

Washington Senators @ Chicago White Sox  
Comiskey Park, Chicago, IL  
Sat Jun 13 1970, 4:33 AM EDT  
Att: 8,281 - Unknown

AB 39  
R 7  
H 13  
RBI 7  
BB 2  
SO 5  
LOB 14

Chicago White Sox











Batter	1	2	3	4	5	6	7	8	9	AB	R	H	RBI	BB	SO	LOB	TOP															
<b>Del Unser, L</b> OBP: 0.292, SLG: 0.337 (1, 9)										4	0	0	0	1	1	3	<b>Washington Senators @ Minnesota Twins</b> Metropolitan Stadium, Bloomington, MI Mon Jun 15 1970, 8:05 PM EDT Att: 12,807 - Overcast - 78 F															
<b>Ed Stroud, L</b> OBP: 0.391, SLG: 0.419 (1, 8)										4	1	2	0	1	1	1																
<b>Frank Howard, R</b> OBP: 0.433, SLG: 0.579 (1, 7)										3	1	1	2	2	0	2																
<b>Mike Epstein, L</b> OBP: 0.374, SLG: 0.439 (1, 3)										2	0	0	1	2	1	1																
<b>Bernie Allen, L</b> OBP: 0.383, SLG: 0.424 (1, 4)										2	0	0	0	0	0	1																
<b>Rick Reichardt, R</b> OBP: 0.336, SLG: 0.533 (5, PH)										1	0	0	0	0	0	3																
<b>Tim Cullen, R</b> OBP: 0.268, SLG: 0.167 (5, 4)										1	0	0	0	0	0	0																
<b>Aurelio Rodriguez, R</b> OBP: 0.333, SLG: 0.461 (1, 5)										4	0	1	0	0	1	1																
<b>Ed Brinkman, R</b> OBP: 0.335, SLG: 0.293 (1, 6)										4	0	1	0	0	0	1																
<b>Jim French, L</b> OBP: 0.384, SLG: 0.314 (1, 2)										2	1	0	0	1	0	1																
<b>Paul Casanova, R</b> OBP: 0.297, SLG: 0.325 (8, PH)										1	0	0	0	0	1	1																
<b>Joe Coleman, R</b> OBP: 0.300, SLG: 0.129 (1, 1)										2	0	0	0	1	2	1																
<b>Jim Hannan, R</b> OBP: 0.333, SLG: 0.200 (8, 1)										0	0	0	0	0	0	0																
<b>Wayne Comer, R</b> OBP: 0.246, SLG: 0.177 (9, PH)										1	0	0	0	0	1	0																
<b>Inning Stats</b>	R: 2 E: 0 K: 1 S: 7	H: 2 LOB: 1 BB: 1 P: 11	R: 0 E: 0 K: 1 S: 5	H: 0 LOB: 0 BB: 0 P: 5	R: 0 E: 0 K: 2 S: 7	H: 0 LOB: 0 BB: 1 P: 11	R: 0 E: 0 K: 1 S: 5	H: 0 LOB: 0 BB: 0 P: 5	R: 1 E: 0 K: 0 S: 4	H: 0 LOB: 3 BB: 4 P: 21	R: 0 E: 0 K: 0 S: 3	H: 1 LOB: 2 BB: 1 P: 8	R: 0 E: 0 K: 1 S: 6	H: 1 LOB: 1 BB: 0 P: 6	R: 0 E: 0 K: 1 S: 5	H: 0 LOB: 1 BB: 1 P: 9	1B: 4 2B: 0 3B: 0 HR: 1	SF: 0 SAC: 0 DP: 1 HBP: 0	WP: 1 PB: 0 SB: 1 CS: 0	PA: 39												
<b>PITCHER</b>	IP WLS BF H R ER SO BB IBB HBP BLK WP HR S P ERA WHIP																															
<b>Dave Boswell, R</b> ERA: 7.09 (1, 1)	4.0	17	2	3	3	5	3	0	0	0	0	0	1	24	36	6.75	1.250															
<b>Tom Hall, L</b> ERA: 2.45 (5, 1)	0.2	5	0	0	0	1	2	1	0	0	0	0	0	4	16	0.00	3.000															
<b>Bill Zepp, R</b> ERA: 2.97 (5, 1)	2.1	9	2	0	0	0	1	0	0	0	1	0	0	8	12	0.00	1.286															
<b>Ron Perranoski, L</b> ERA: 1.91 (8, 1)	2.0	8	1	0	0	2	1	0	0	0	0	0	0	11	15	0.00	1.000															

Batter	1	2	3	4	5	6	7	8	9	AB	R	H	RBI	BB	SO	LOB	BOTTOM															
<b>Cesar Tovar, R</b> OBP: 0.363, SLG: 0.480 (1, 8)										4	2	1	0	0	0	2	<b>Washington Senators @ Minnesota Twins</b> Metropolitan Stadium, Bloomington, MI Mon Jun 15 1970, 8:05 PM EDT Att: 12,807 - Overcast - 78 F															
<b>Rod Carew, L</b> OBP: 0.406, SLG: 0.533 (1, 4)										4	0	1	0	0	1	2																
<b>Tony Oliva, L</b> OBP: 0.370, SLG: 0.507 (1, 9)										4	1	2	1	0	1	1																
<b>Harmon Killebrew, R</b> OBP: 0.458, SLG: 0.642 (1, 5)										2	2	1	3	2	1	1																
<b>Ron Perranoski, L</b> (8, 1)										0	0	0	0	0	0	0																
<b>Rich Reese, L</b> OBP: 0.302, SLG: 0.371 (1, 3)										4	0	1	0	0	0	2																
<b>Leo Cardenas, R</b> OBP: 0.332, SLG: 0.413 (1, 6)										3	0	1	0	1	1	0																
<b>Jim Holt, L</b> OBP: 0.289, SLG: 0.337 (1, 7)										4	0	1	1	0	1	3																
<b>George Mitterwald, R</b> OBP: 0.273, SLG: 0.342 (1, 2)										4	0	1	0	0	2	3																
<b>Dave Boswell, R</b> OBP: 0.222, SLG: 0.278 (1, 1)										1	0	0	0	0	0	0																
<b>Tom Hall, L</b> OBP: 0.167, SLG: 0.167 (5, 1)										0	0	0	0	0	0	0																
<b>Bill Zepp, R</b> (5, 1)										1	0	0	0	0	1	0																
<b>Charlie Manuel, L</b> OBP: 0.222, SLG: 0.188 (7, PH)										1	0	0	0	0	1	0																
<b>Frank Ovlicca, R</b> OBP: 0.262, SLG: 0.167 (8, 5)										1	0	0	0	0	2	0																
<b>Inning Stats</b>	R: 0 E: 0 K: 0 S: 4	H: 1 LOB: 2 BB: 1 P: 8	R: 0 E: 0 K: 3 S: 9	H: 0 LOB: 0 BB: 0 P: 9	R: 1 E: 0 K: 2 S: 9	H: 2 LOB: 1 BB: 0 P: 9	R: 0 E: 0 K: 1 S: 6	H: 1 LOB: 0 BB: 0 P: 6	R: 0 E: 0 K: 1 S: 5	H: 0 LOB: 0 BB: 0 P: 5	R: 1 E: 0 K: 0 S: 6	H: 1 LOB: 2 BB: 2 P: 14	R: 3 E: 0 K: 1 S: 7	H: 2 LOB: 0 BB: 0 P: 8	R: 0 E: 0 K: 0 S: 5	H: 2 LOB: 2 BB: 0 P: 5	1B: 5 2B: 2 3B: 1 HR: 1	SF: 0 SAC: 0 DP: 0 HBP: 1	WP: 0 PB: 0 SB: 1 CS: 0	PA: 37												
<b>PITCHER</b>	IP WLS BF H R ER SO BB IBB HBP BLK WP HR S P ERA WHIP																															
<b>Joe Coleman, R</b> ERA: 3.28 (1, 1)	7.1	35	9	5	5	9	3	0	1	0	0	0	0	49	62	6.14	1.636															
<b>Jim Hannan, R</b> ERA: 4.67 (8, 1)	0.2	2	0	0	0	0	0	0	0	0	0	0	0	2	2	0.00	0.000															





Batter	1	2	3	4	5	6	7	8	9	AB	R	H	RBI	BB	SO	LOB	TOP					
<b>Del Unser, L</b> OBP: 0.282, SLG: 0.324 (1.9)	4-3		5-3		F7		6-3			4	0	0	0	0	0	1	<b>Washington Senators @ Minnesota Twins</b> Metropolitan Stadium, Bloomington, MI Tue Jun 16 1970, 8:05 PM EDT Att: 17,108 - Unknown - 82 F					
<b>Ed Stroud, L</b> OBP: 0.383, SLG: 0.410 (1.8)	F8		K		4-3			L4		4	0	0	0	0	1							
<b>Frank Howard, R</b> OBP: 0.431, SLG: 0.571 (1.7)	K					5-3		F8		3	0	0	0	1	1	0						
<b>Mike Epstein, L</b> OBP: 0.376, SLG: 0.437 (1.3)		2B	L7			G3	1B	K		3	1	1	0	1	1	1						
<b>Bernie Allen, L</b> OBP: 0.379, SLG: 0.418 (1.4)	F8				G3	G3	1B	F9		4	0	1	0	0	0	1						
<b>Aurelio Rodriguez, R</b> OBP: 0.336, SLG: 0.479 (1.5)	1B	2B			K	G3				4	2	2	2	0	1	2						
<b>Ed Brinkman, R</b> OBP: 0.333, SLG: 0.292 (1.6)		2B			6-3		F8		HR	4	0	1	1	0	0	2						
<b>Jim French, L</b> OBP: 0.367, SLG: 0.297 (1.2)		1B					P6		P3	4	0	0	0	0	0	1						
<b>Joe Grzenda, R</b> OBP: 0.500, SLG: 0.500 (5, PH) <b>Dick Nen, L</b> OBP: 0.143, SLG: 0.286 (5, 1) <b>Jim Shellenback, L</b> OBP: 0.342, SLG: 0.213 (7, PH) <b>Dick Such, L</b> OBP: 0.342, SLG: 0.213 (7, 1)	K							G3		1	0	0	0	0	1	1						
<b>Inning Stats</b>	R: 0 E: 0 K: 1 S: 5	H: 0 LOB: 0 BB: 0 P: 5	R: 2 E: 0 K: 1 S: 7	H: 2 LOB: 1 BB: 1 P: 11	R: 0 E: 0 K: 1 S: 5	H: 0 LOB: 1 BB: 1 P: 9	R: 0 E: 0 K: 1 S: 5	H: 0 LOB: 0 BB: 0 P: 5	R: 0 E: 0 K: 0 S: 4	H: 1 LOB: 1 BB: 0 P: 4	R: 0 E: 0 K: 0 S: 5	H: 2 LOB: 2 BB: 0 P: 5	R: 0 E: 0 K: 0 S: 3	H: 0 LOB: 0 BB: 0 P: 3	R: 0 E: 0 K: 1 S: 5	H: 0 LOB: 0 BB: 0 P: 5		R: 1 E: 0 K: 0 S: 4	H: 1 LOB: 0 BB: 0 P: 4	1B: 4 2B: 1 3B: 0 HR: 1	SF: 0 SAC: 0 DP: 0 HBP: 0	WP: 0 PB: 0 SB: 0 CS: 0
<b>PITCHER</b> <b>Jim Perry, R</b> ERA: 2.83 (1.1)	IP: 9.0 WLS: W BF: 35 H: 6 R: 3 ER: 3 SO: 5 BB: 2 IBB: 0 HBP: 0 BLK: 0 WP: 0 HR: 1 S: 43 P: 51 ERA: 3.00 WHIP: 0.889															<b>PITCHER</b> <b>Jim Perry, R</b> ERA: 2.83 (1.1)	IP: 9.0 WLS: W BF: 35 H: 6 R: 3 ER: 3 SO: 5 BB: 2 IBB: 0 HBP: 0 BLK: 0 WP: 0 HR: 1 S: 43 P: 51 ERA: 3.00 WHIP: 0.889					

Batter	1	2	3	4	5	6	7	8	9	AB	R	H	RBI	BB	SO	LOB	BOTTOM			
<b>Cesar Tovar, R</b> OBP: 0.359, SLG: 0.482 (1.8)	4-3			P4		L4		K		5	0	1	2	0	1	3	<b>Washington Senators @ Minnesota Twins</b> Metropolitan Stadium, Bloomington, MI Tue Jun 16 1970, 8:05 PM EDT Att: 17,108 - Unknown - 82 F			
<b>Rod Carew, L</b> OBP: 0.406, SLG: 0.527 (1.4)	4-3		K		G1-6-3		HR	G3		4	1	1	0	1	1	1				
<b>Harmon Killebrew, R</b> OBP: 0.453, SLG: 0.628 (1.3)	5-3				F7		K	F8		4	0	0	0	1	1	2				
<b>Frank Quilici, R</b> OBP: 0.282, SLG: 0.167 (9.5)				IBB						0	0	0	0	0	0	0				
<b>Tony Oliva, L</b> OBP: 0.368, SLG: 0.515 (1.9)		5-3	4-3		G1-6-3			HR		4	1	1	2	0	0	3				
<b>Rick Renick, R</b> OBP: 0.370, SLG: 0.596 (1.5) <b>Rich Reese, L</b> OBP: 0.306, SLG: 0.375 (7.3)	4-3					K				2	0	0	0	1	1	0				
<b>Brant Aleva, R</b> OBP: 0.356, SLG: 0.496 (1.7) <b>Jim Holt, L</b> OBP: 0.286, SLG: 0.333 (7.7)	6-3				G5-4-3			FC4-6		1	0	1	0	0	0	0				
<b>Leo Cardenas, R</b> OBP: 0.343, SLG: 0.429 (1.6)			1B	3B	1B	HR	1B	1B		4	3	4	0	0	0	0				
<b>George Mitterwald, R</b> OBP: 0.288, SLG: 0.369 (1.2)			F8			1B				2	1	1	2	2	0	1				
<b>Jim Perry, S</b> OBP: 0.351, SLG: 0.389 (1.1)						1B				4	1	3	1	0	0	3				
<b>Inning Stats</b>	R: 0 E: 0 K: 0 S: 3	H: 0 LOB: 0 BB: 0 P: 3	R: 0 E: 0 K: 0 S: 3	H: 0 LOB: 0 BB: 0 P: 3	R: 2 E: 0 K: 1 S: 8	H: 3 LOB: 1 BB: 1 P: 12	R: 2 E: 0 K: 0 S: 5	H: 3 LOB: 1 BB: 1 P: 9	R: 0 E: 0 K: 0 S: 3	H: 1 LOB: 0 BB: 0 P: 3	R: 1 E: 0 K: 1 S: 7	H: 2 LOB: 2 BB: 1 P: 11	R: 2 E: 0 K: 1 S: 8	H: 3 LOB: 3 BB: 2 P: 16	R: 0 E: 0 K: 1 S: 5	H: 0 LOB: 0 BB: 0 P: 5	1B: 8 2B: 1 3B: 1 HR: 2	SF: 0 SAC: 0 DP: 2 HBP: 0	WP: 1 PB: 0 SB: 1 CS: 0	PA: 39
<b>PITCHER</b> <b>Joe Grzenda, L</b> ERA: 5.35 (1.1) <b>Jim Shellenback, L</b> ERA: 4.63 (5.1) <b>Dick Such, R</b> ERA: 5.68 (7.1)	IP: 4.0 WLS: L BF: 19 H: 6 R: 4 ER: 4 SO: 1 BB: 0 IBB: 1 HBP: 0 BLK: 0 WP: 0 HR: 1 S: 19 P: 27 ERA: 9.00 WHIP: 1.750															<b>PITCHER</b> <b>Joe Grzenda, L</b> ERA: 5.35 (1.1) <b>Jim Shellenback, L</b> ERA: 4.63 (5.1) <b>Dick Such, R</b> ERA: 5.68 (7.1)	IP: 4.0 WLS: L BF: 19 H: 6 R: 4 ER: 4 SO: 1 BB: 0 IBB: 1 HBP: 0 BLK: 0 WP: 0 HR: 1 S: 19 P: 27 ERA: 9.00 WHIP: 1.750			





Batter	1	2	3	4	5	6	7	8	9	AB	R	H	RBI	BB	SO	LOB	TOP			
Ed Stroud, L OBP: 0.381, SLG: 0.412 (1, 8)										4	1	1	0	0	1	4	<b>Washington Senators @ Minnesota Twins</b> Metropolitan Stadium, Bloomington, MI Wed Jun 17 1970, 8:05 PM EDT Att: 17,476 - Unknown - 83 F <a href="http://livebaseballscorecards.com">livebaseballscorecards.com</a>			
Ed Brinkman, R OBP: 0.329, SLG: 0.289 (1, 6)										3	0	0	1	0	1	1				
Frank Howard, R Wayne Comer, R OBP: 0.336, SLG: 0.565 OBP: 0.246, SLG: 0.177 (1, 7) (8, 7)										2	1	0	0	2	1	0				
Rick Reichardt, R Del Unser, L OBP: 0.336, SLG: 0.526 OBP: 0.290, SLG: 0.321 (1, 9) (6, 9)										3	0	1	1	0	1	1				
Aurelio Rodriguez, R OBP: 0.331, SLG: 0.471 (1, 5)										4	0	0	1	0	1	3				
Mike Epstein, L OBP: 0.374, SLG: 0.433 (1, 3)										4	0	1	0	0	1	3				
Paul Casanova, R OBP: 0.287, SLG: 0.321 (1, 2)										4	1	1	0	0	0	1				
Tim Cullen, R OBP: 0.280, SLG: 0.192 (1, 4)										4	0	2	0	0	0	1				
George Brunet, R Darold Knowles, L OBP: 0.182, SLG: 0.318 OBP: 0.111, SLG: 0.111 (1, 1) (9, 1)										3	0	0	0	0	2	3				
										0	0	0	0	0	0	0				
<b>Inning Stats</b>	R: 1 E: 1 K: 0 S: 5	H: 1 LOB: 2 BB: 1 P: 9	R: 0 E: 0 K: 2 S: 8	H: 1 LOB: 1 BB: 0 P: 8	R: 0 E: 0 K: 2 S: 7	H: 0 LOB: 0 BB: 0 P: 7	R: 0 E: 0 K: 2 S: 7	H: 0 LOB: 0 BB: 0 P: 7	R: 0 E: 0 K: 1 S: 5	H: 0 LOB: 0 BB: 0 P: 5	R: 1 E: 1 K: 0 S: 4	H: 2 LOB: 1 BB: 0 P: 8	R: 1 E: 0 K: 0 S: 5	H: 0 LOB: 0 BB: 0 P: 5	R: 0 E: 1 K: 0 S: 3	H: 1 LOB: 0 BB: 0 P: 3	1B: 5 2B: 2 3B: 0 HR: 0	SF: 1 SAC: 0 DP: 2 HBP: 0	WP: 0 PB: 0 SB: 2 CS: 0	PA: 35
<b>PITCHER</b>	IP WLS BF H R ER SO BB IBB HBP BLK WP HR S P ERA WHIP																			
Jim Kaat, L ERA: 3.73 Bill Zepp, R ERA: 2.89 (1, 1) (9, 1)	8.0 L 32 5 3 2 8 1 1 0 0 0 0 0 3 3 2.25 0.750																			

Batter	1	2	3	4	5	6	7	8	9	AB	R	H	RBI	BB	SO	LOB	BOTTOM			
Cesar Tovar, R OBP: 0.358, SLG: 0.483 (1, 8)										4	0	1	0	0	0	0	<b>Washington Senators @ Minnesota Twins</b> Metropolitan Stadium, Bloomington, MI Wed Jun 17 1970, 8:05 PM EDT Att: 17,476 - Unknown - 83 F <a href="http://livebaseballscorecards.com">livebaseballscorecards.com</a>			
Rod Carew, L OBP: 0.402, SLG: 0.520 (1, 4)										4	0	1	0	0	1	0				
Harmon Killebrew, R OBP: 0.454, SLG: 0.622 (1, 3)										2	0	0	0	2	1	3				
Tony Oliva, L OBP: 0.363, SLG: 0.506 (1, 9)										4	0	0	0	0	3	4				
Rick Renick, R OBP: 0.362, SLG: 0.569 (1, 5)										4	1	1	0	0	0	0				
Brant Aleva, R Jim Holt, L OBP: 0.355, SLG: 0.488 OBP: 0.283, SLG: 0.330 (1, 7) (7, FR) (8, 7)										2	0	0	0	1	2	1				
Leo Cardenas, R OBP: 0.346, SLG: 0.435 (1, 6)										4	0	2	0	0	0	1				
George Mitterwald, R OBP: 0.279, SLG: 0.357 (1, 2)										4	0	0	1	0	2	3				
Jim Kaat, L Bob Allison, R Bill Zepp, R OBP: 0.205, SLG: 0.167 OBP: 0.318, SLG: 0.211 ERA: 1.53 (1, 1) (8, PH) (9, 1)										2	0	0	0	0	2	1				
										1	0	0	0	0	0	0				
										0	0	0	0	0	0	0				
<b>Inning Stats</b>	R: 0 E: 0 K: 1 S: 5	H: 0 LOB: 1 BB: 1 P: 9	R: 1 E: 0 K: 2 S: 9	H: 2 LOB: 1 BB: 0 P: 9	R: 0 E: 1 K: 0 S: 3	H: 0 LOB: 0 BB: 0 P: 3	R: 0 E: 0 K: 1 S: 5	H: 0 LOB: 0 BB: 0 P: 5	R: 0 E: 0 K: 2 S: 7	H: 0 LOB: 1 BB: 1 P: 11	R: 0 E: 0 K: 0 S: 3	H: 0 LOB: 1 BB: 1 P: 7	R: 0 E: 0 K: 0 S: 9	H: 2 LOB: 2 BB: 0 P: 9	R: 0 E: 0 K: 2 S: 8	H: 1 LOB: 1 BB: 0 P: 8	1B: 3 2B: 2 3B: 0 HR: 0	SF: 0 SAC: 0 DP: 1 HBP: 0	WP: 0 PB: 0 SB: 0 CS: 0	PA: 35
<b>PITCHER</b>	IP WLS BF H R ER SO BB IBB HBP BLK WP HR S P ERA WHIP																			
George Brunet, L Darold Knowles, L ERA: 5.17 ERA: 1.53 (1, 1) (9, 1)	8.0 W 31 4 1 1 10 3 0 0 0 0 0 0 8 8 0.00 1.000																			









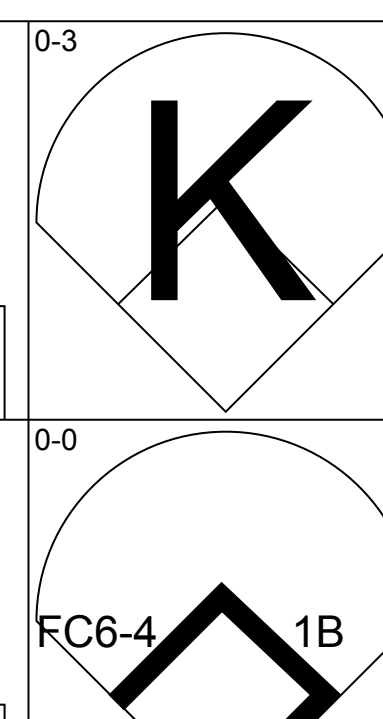
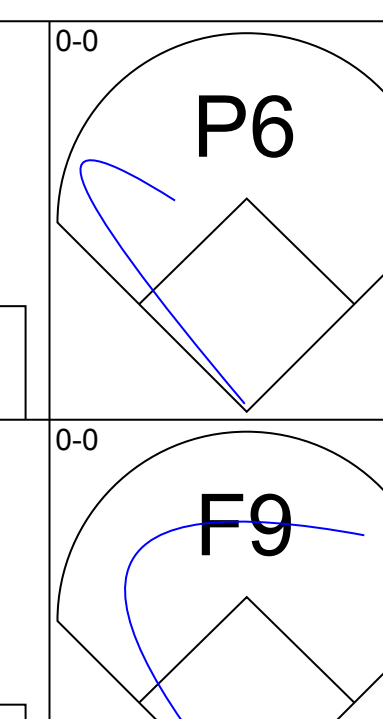
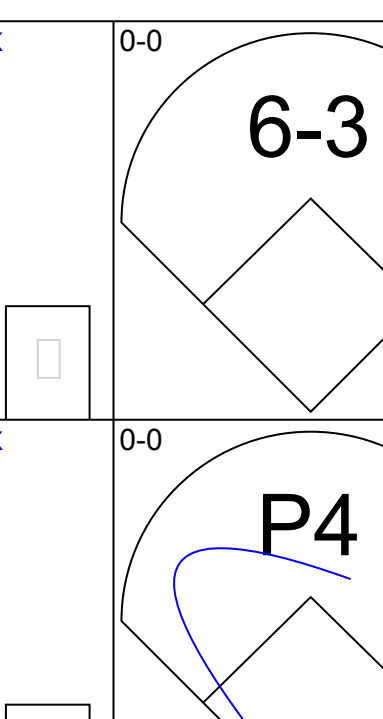
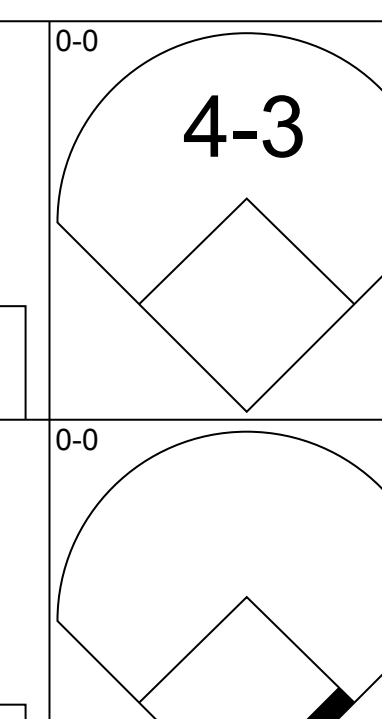
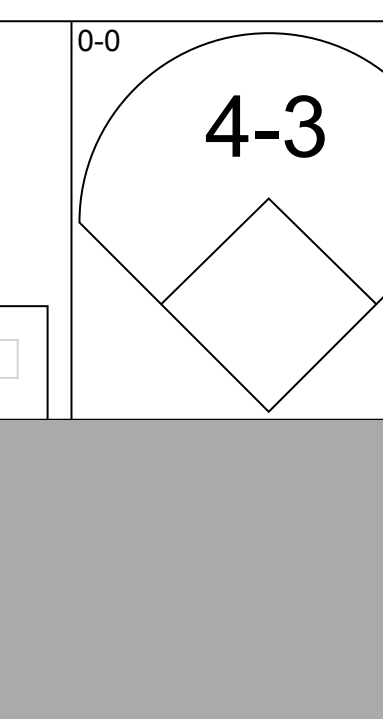
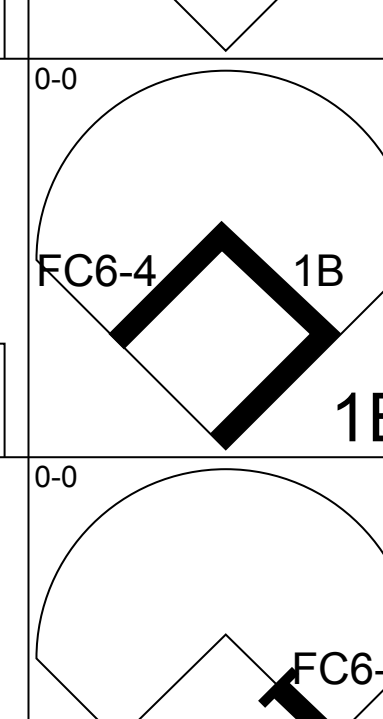
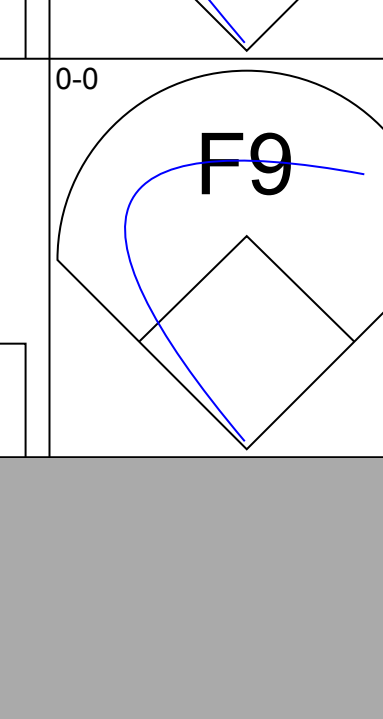
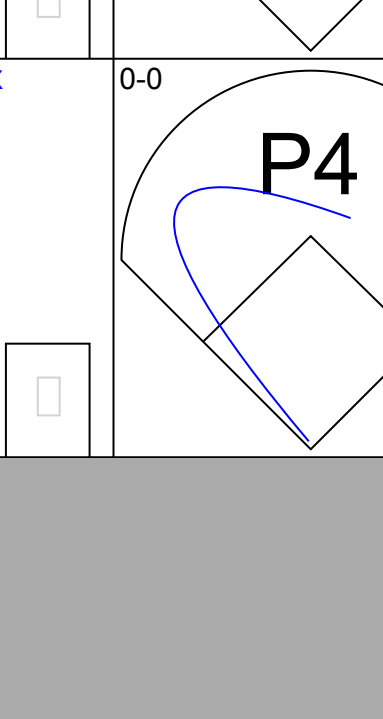
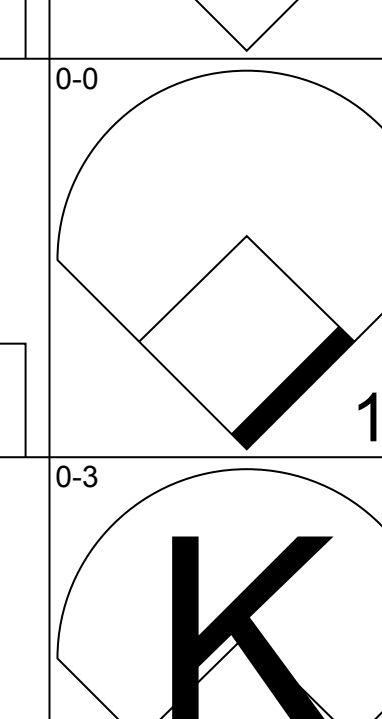
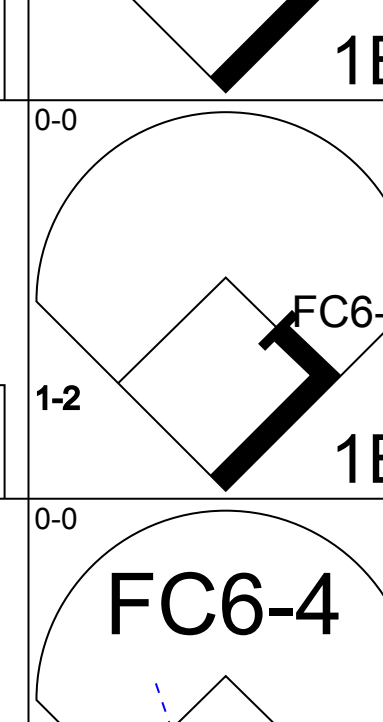
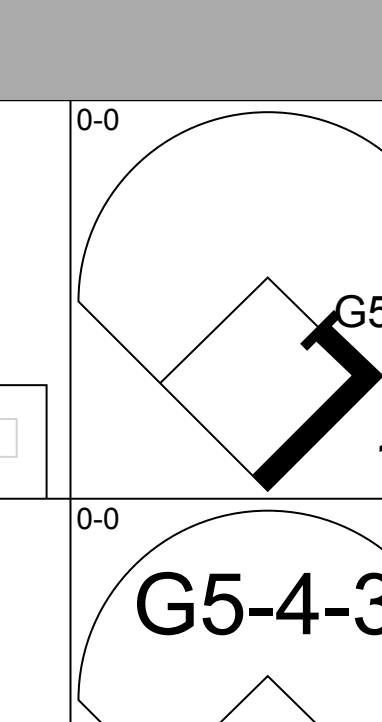
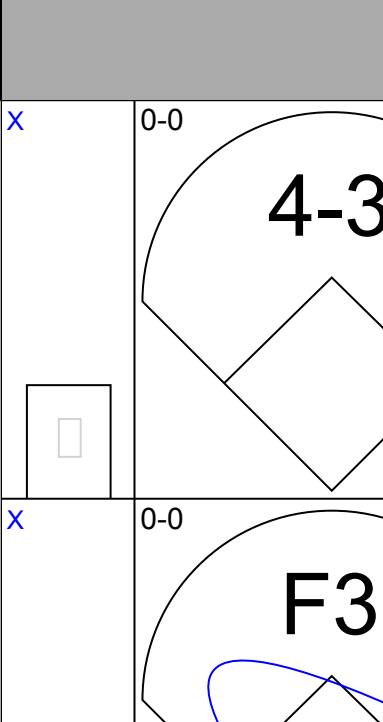
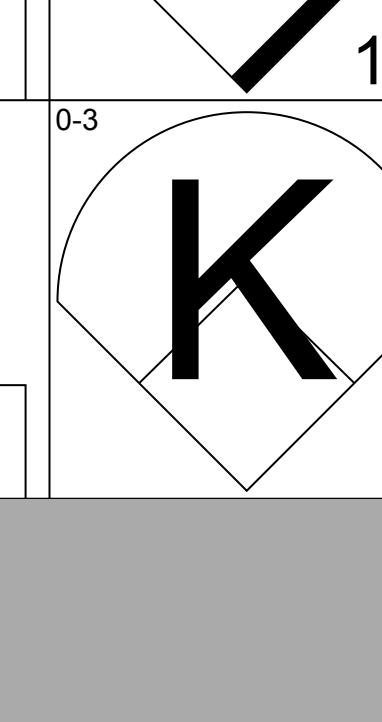
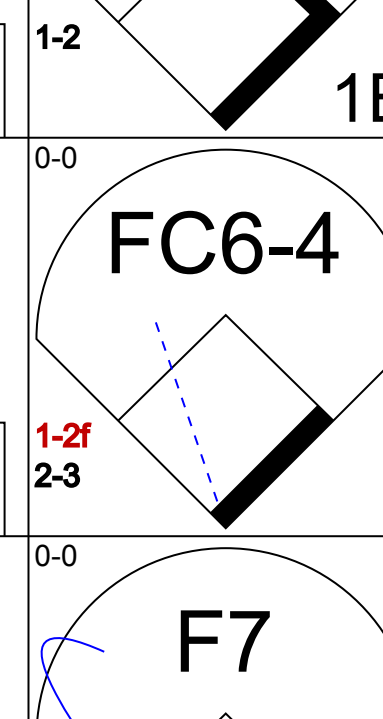
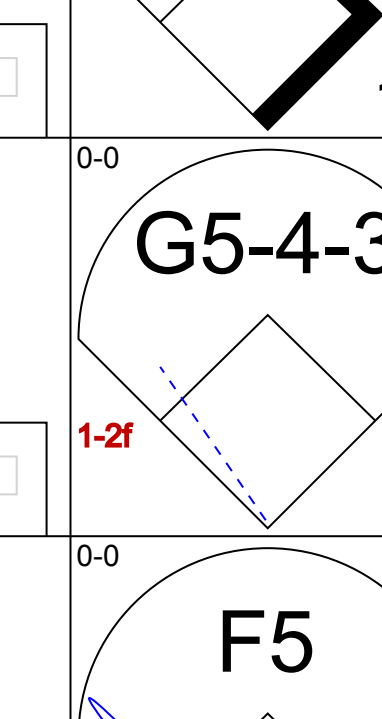
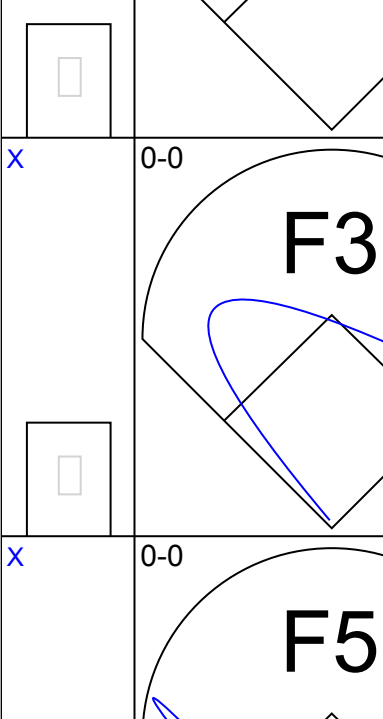
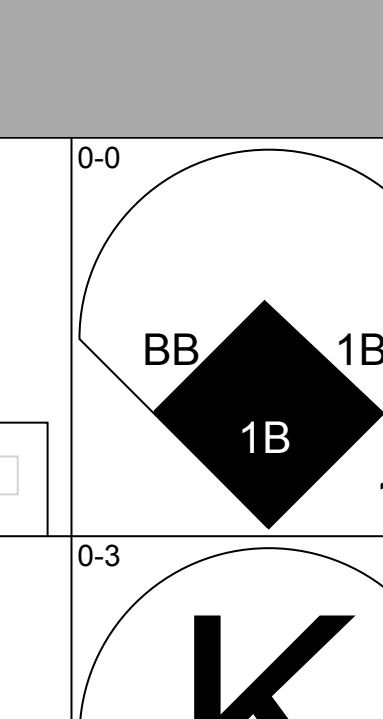
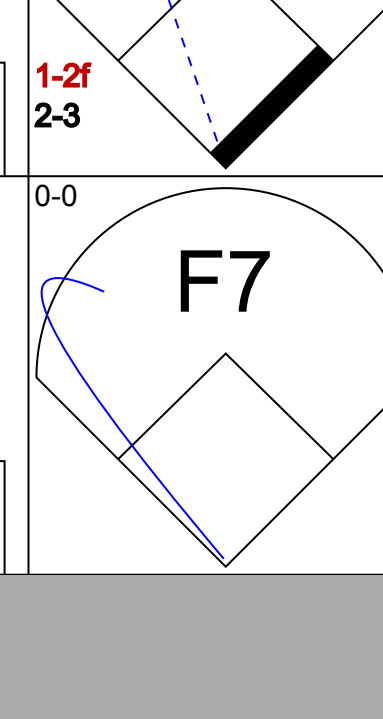
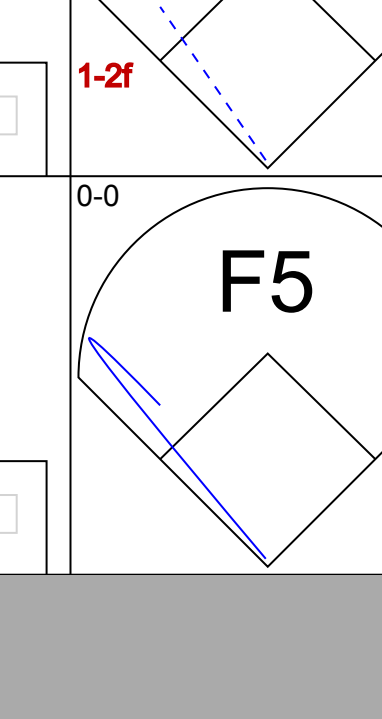
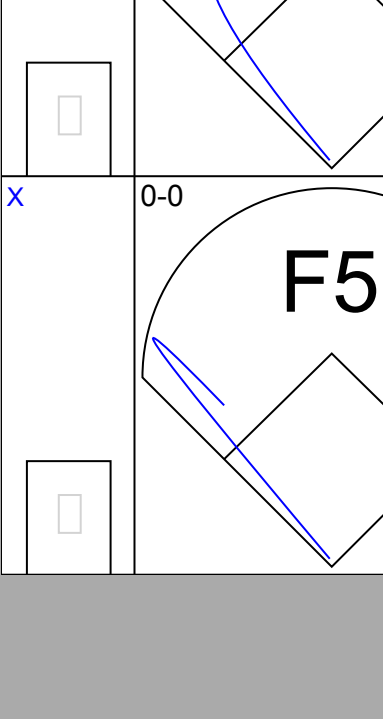
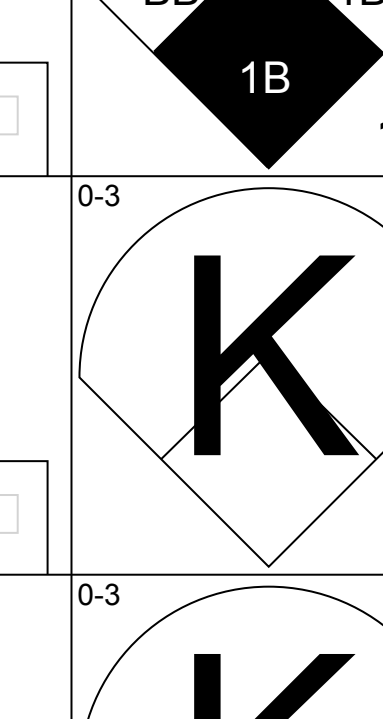
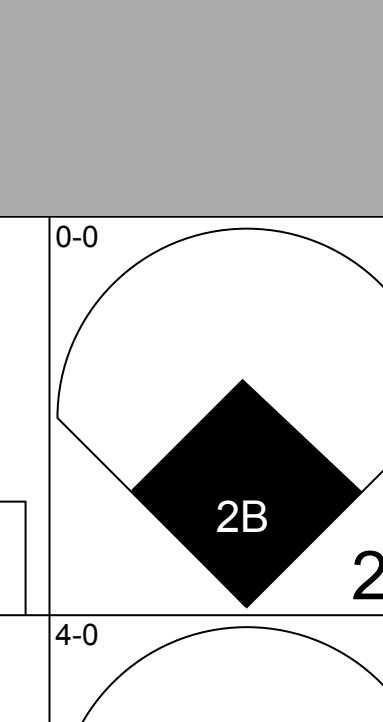
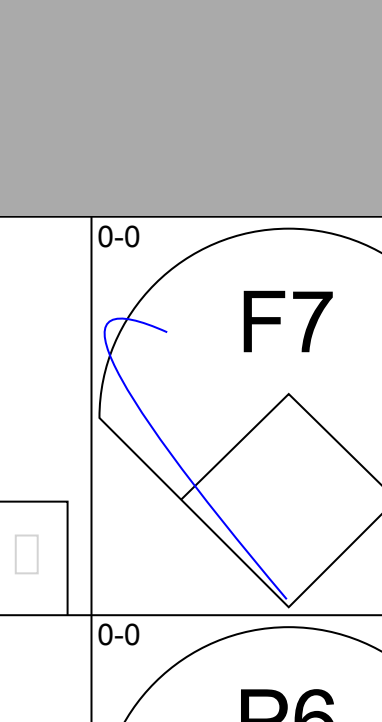
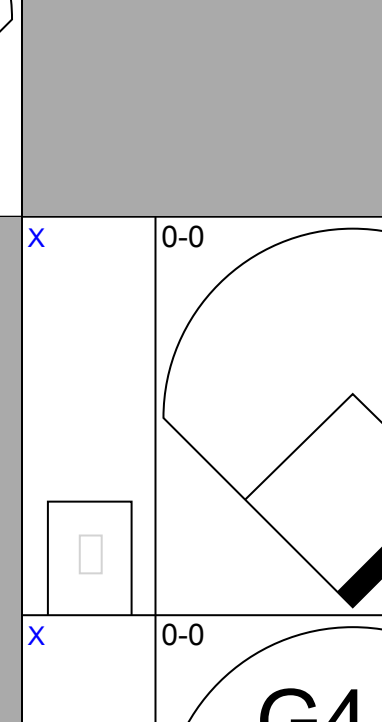
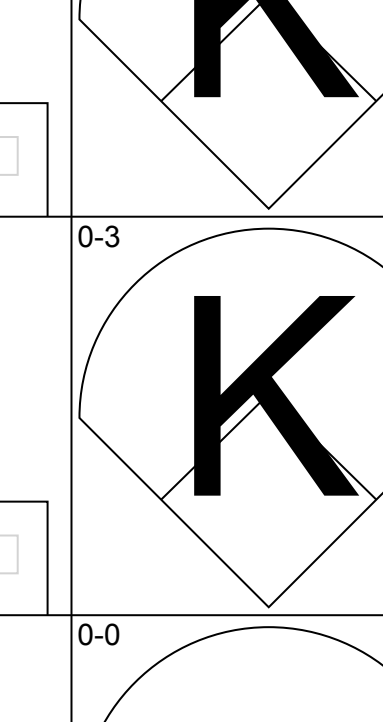
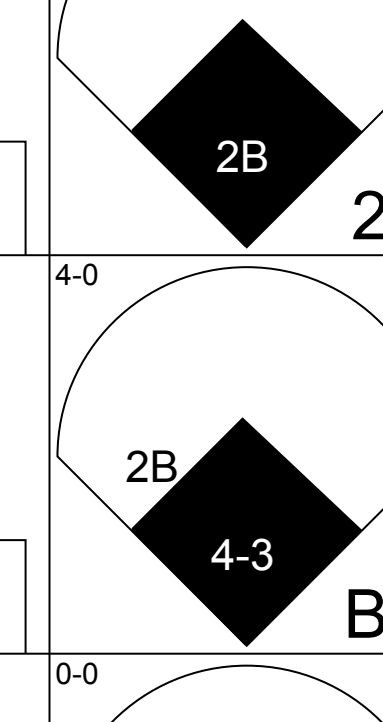
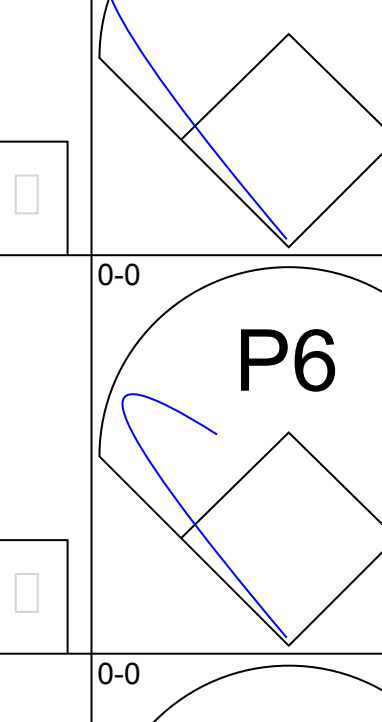
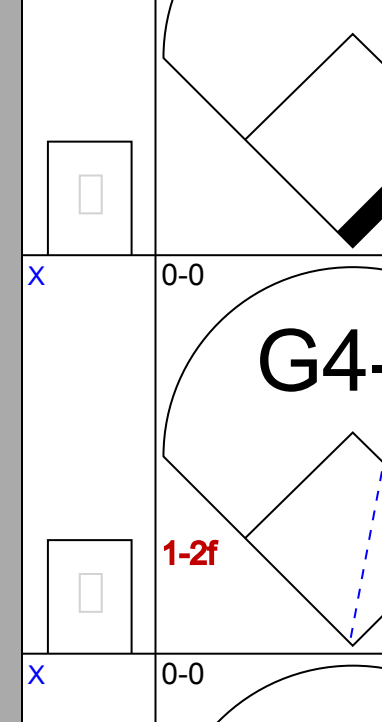
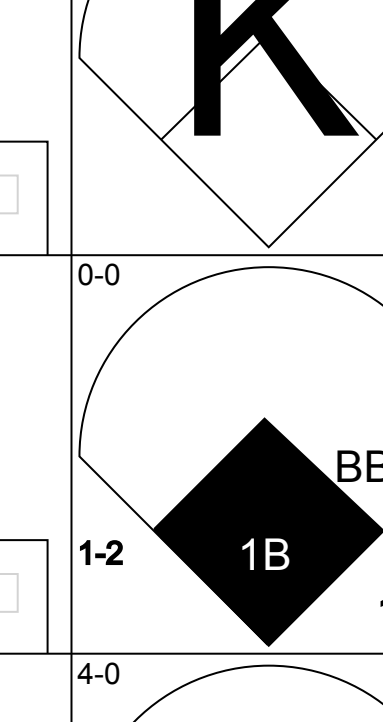
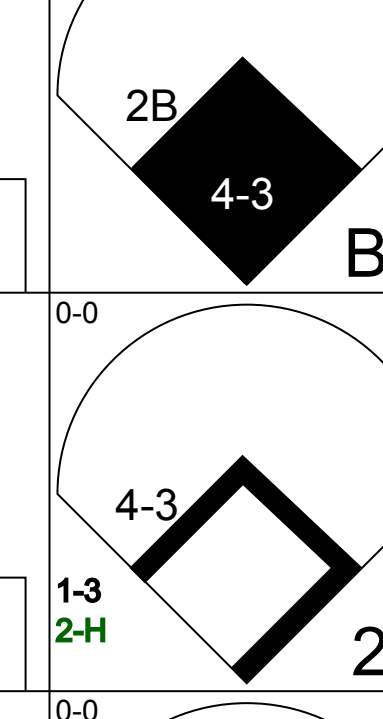
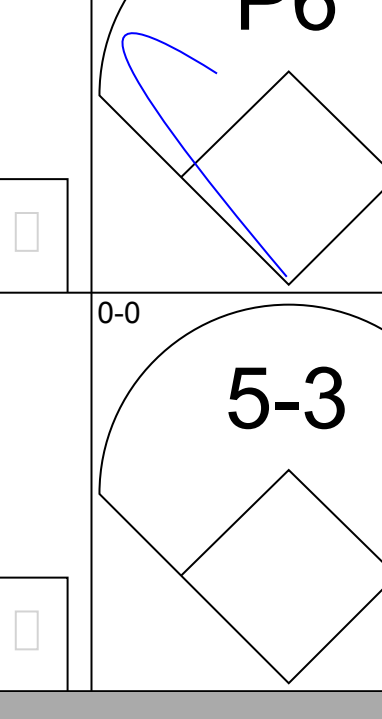
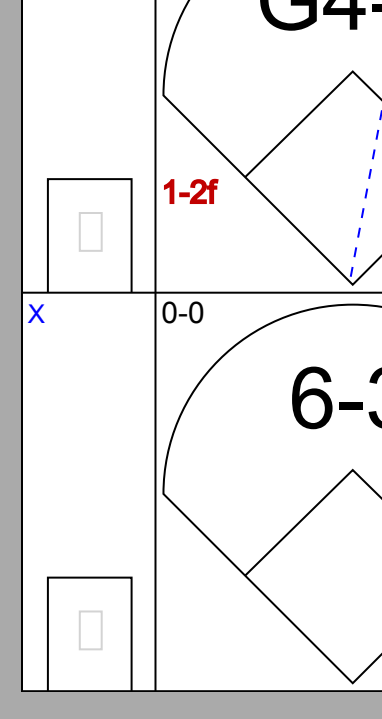
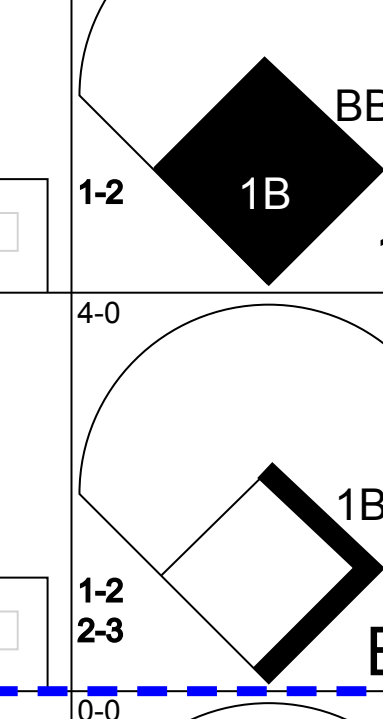
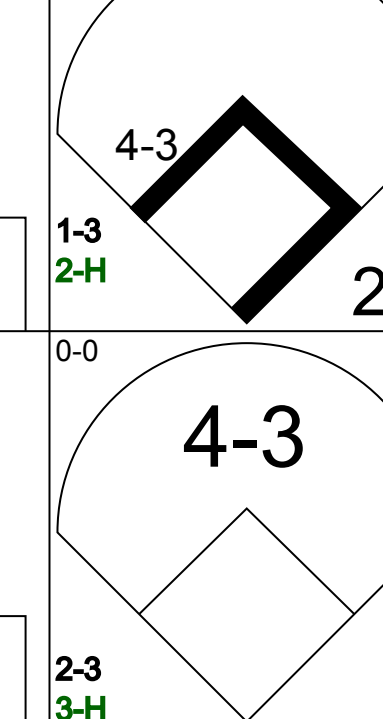
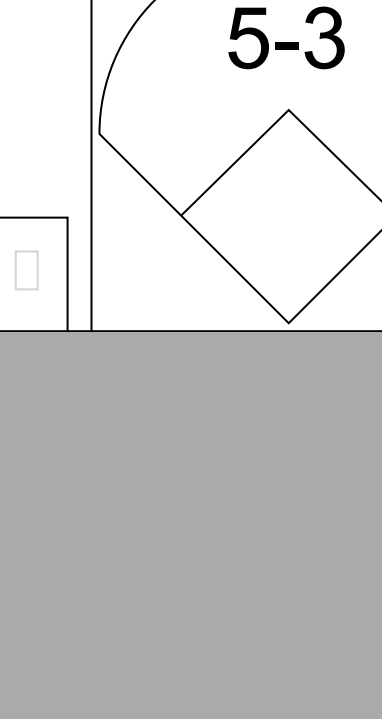
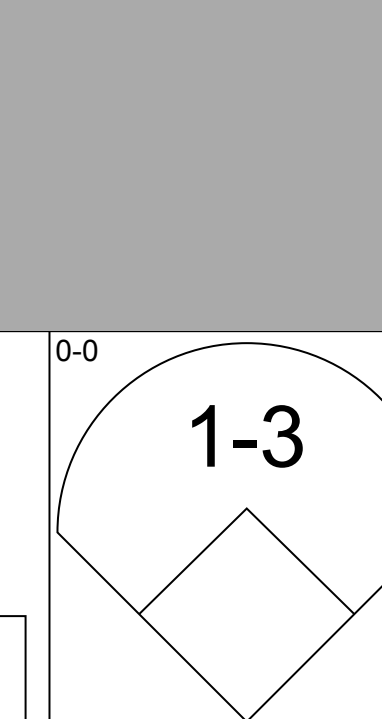
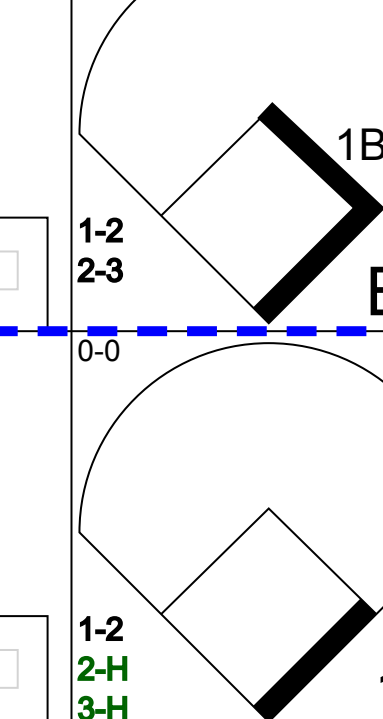


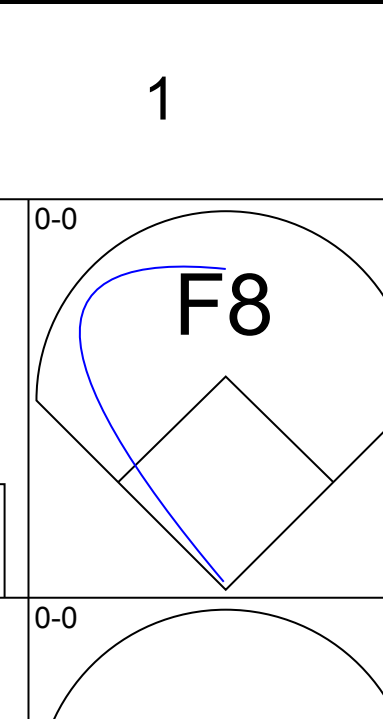
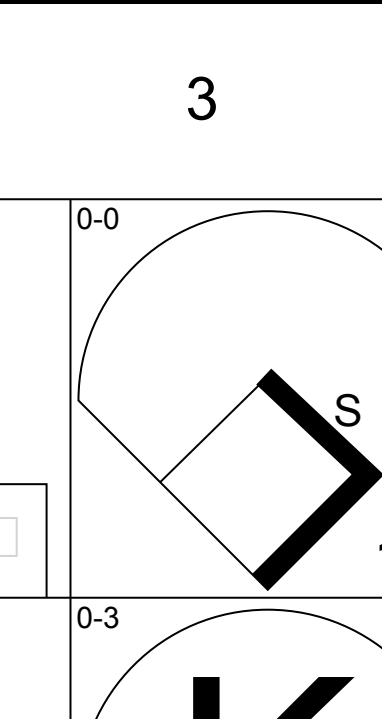
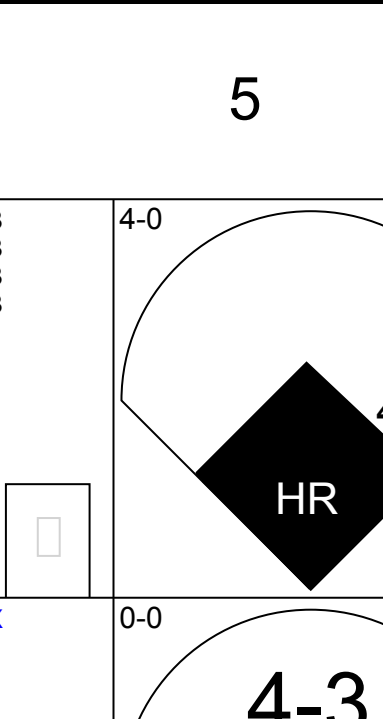
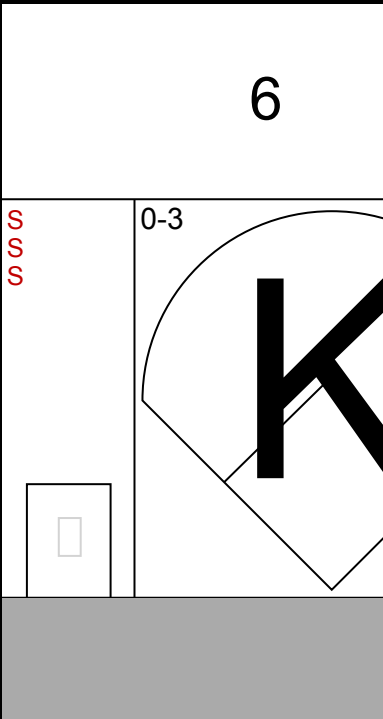
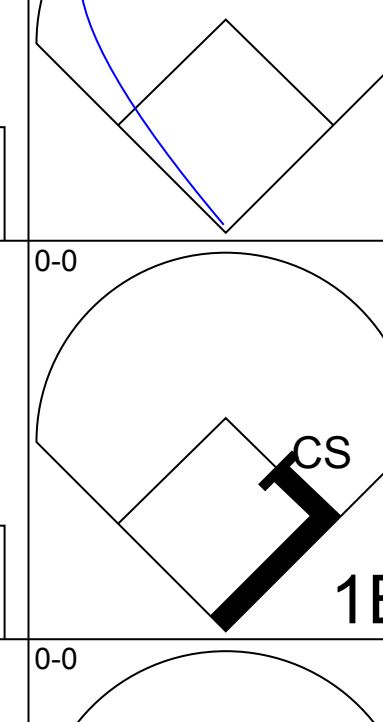
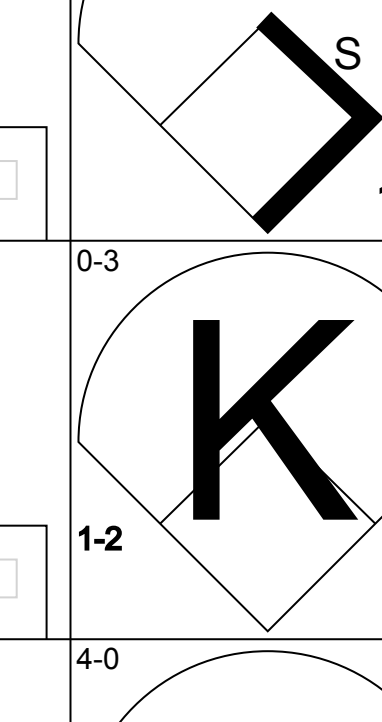
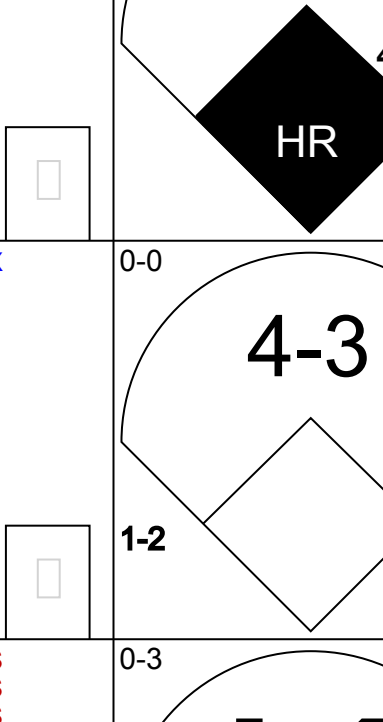
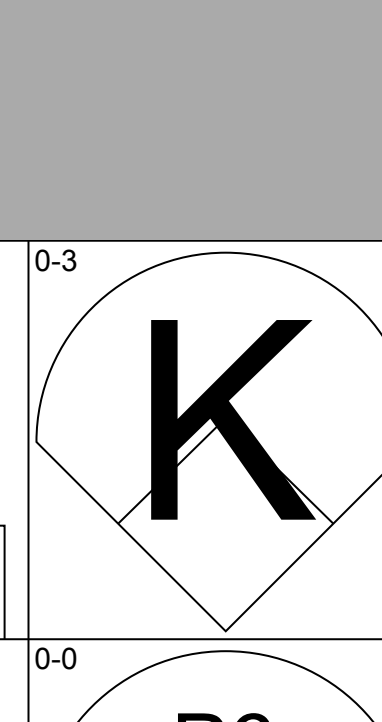
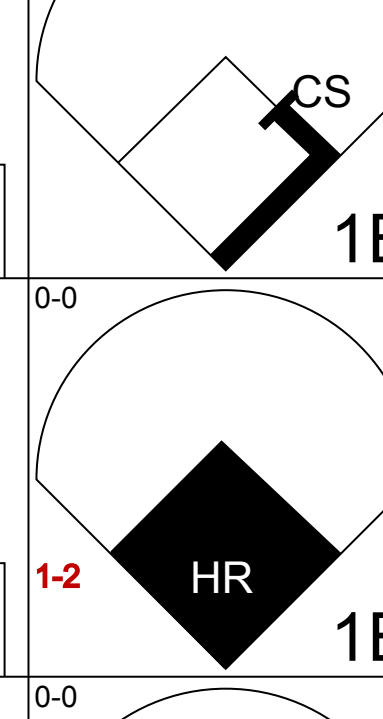
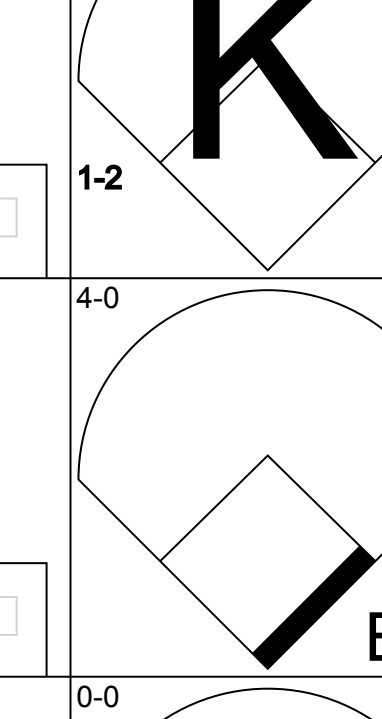
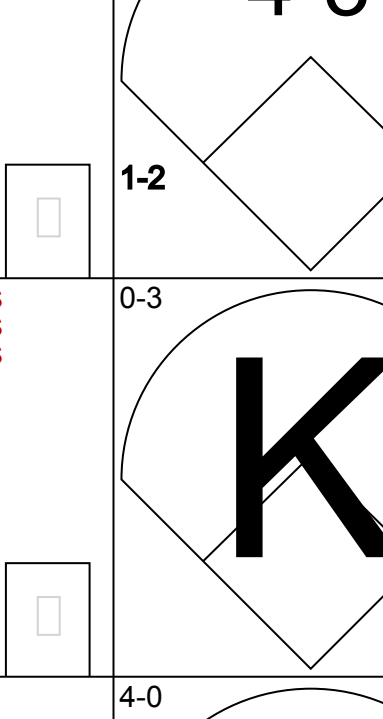
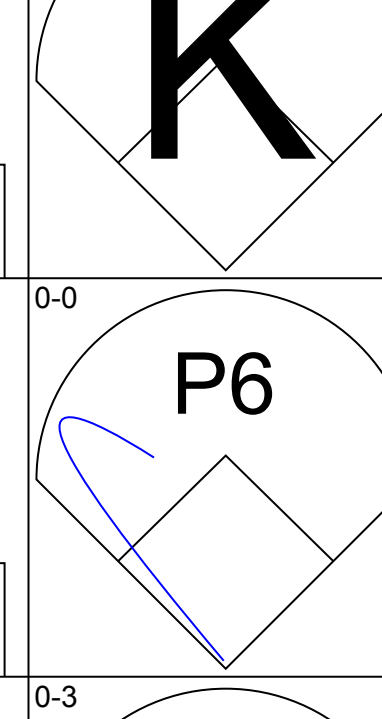
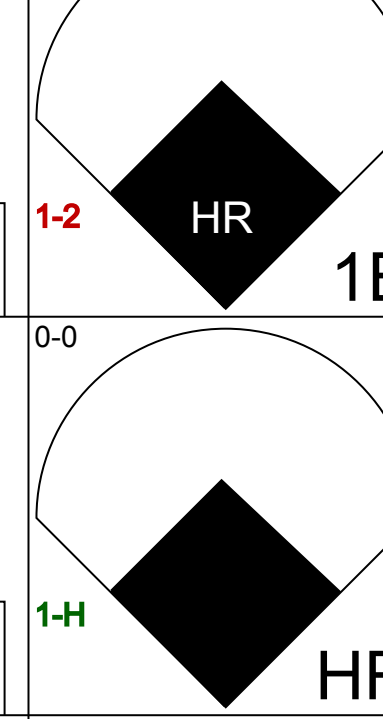
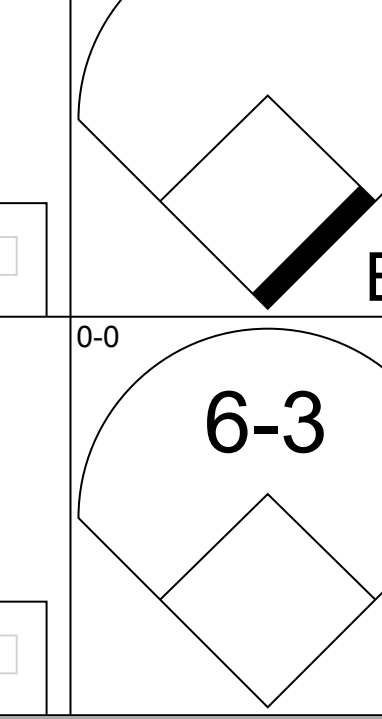
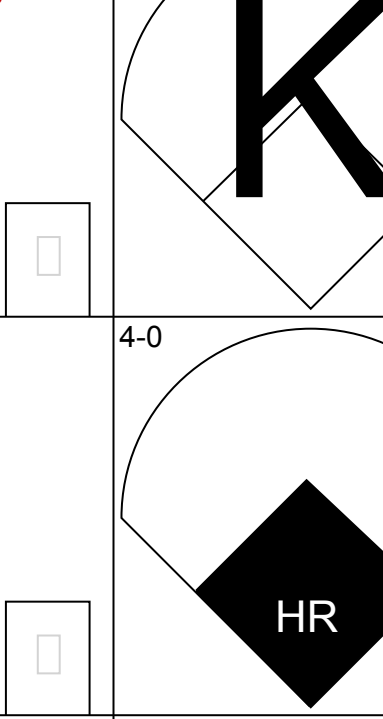
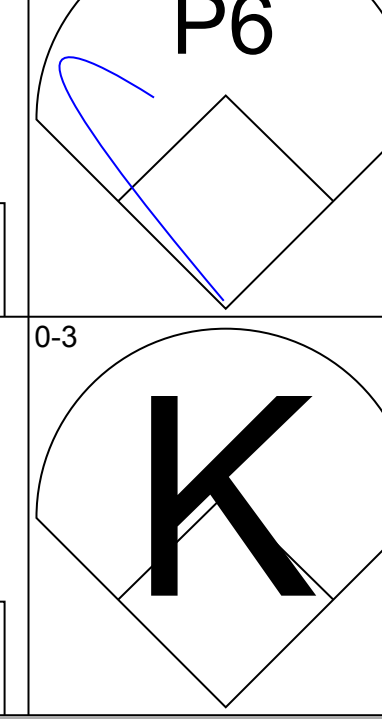
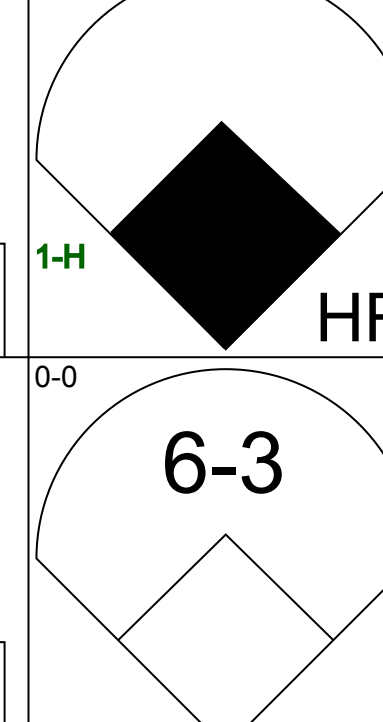
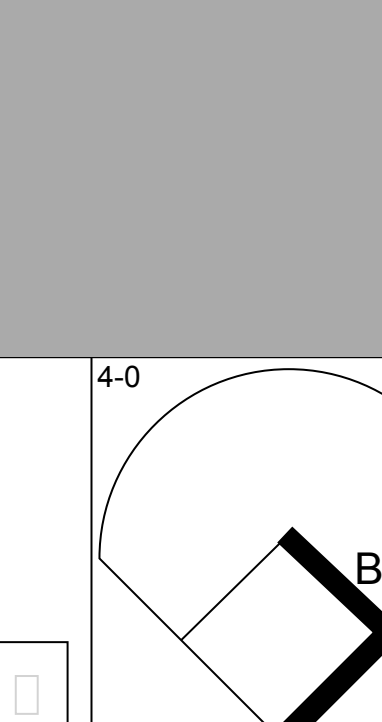
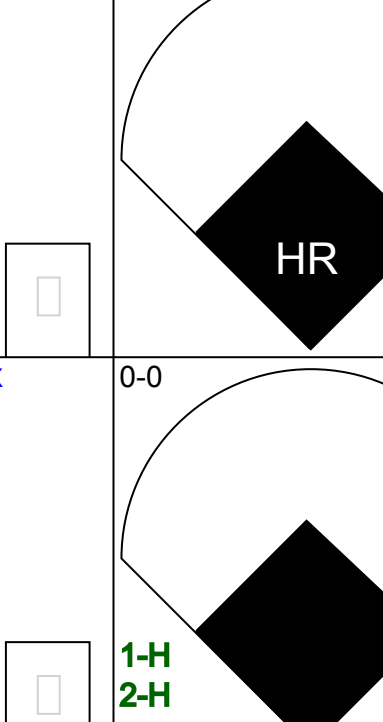

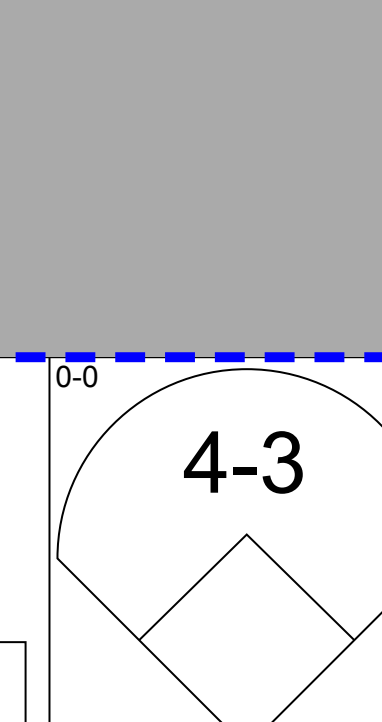

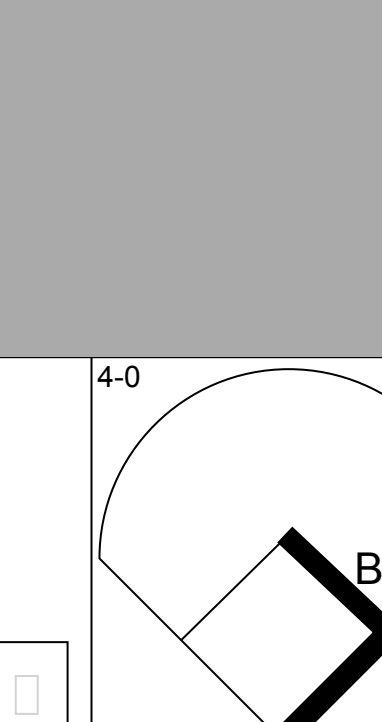
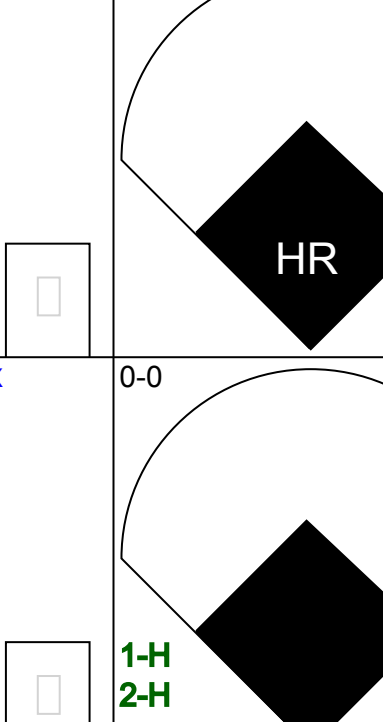
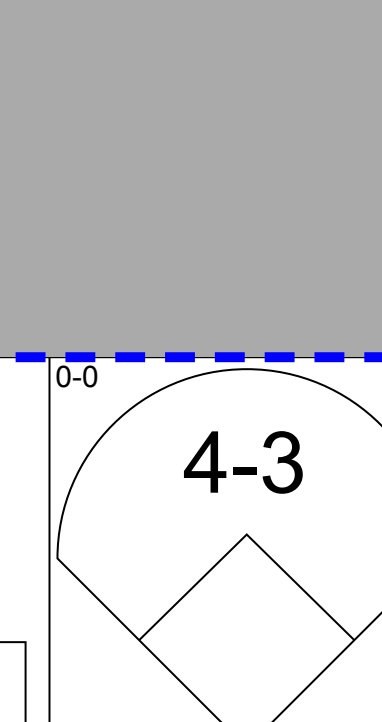
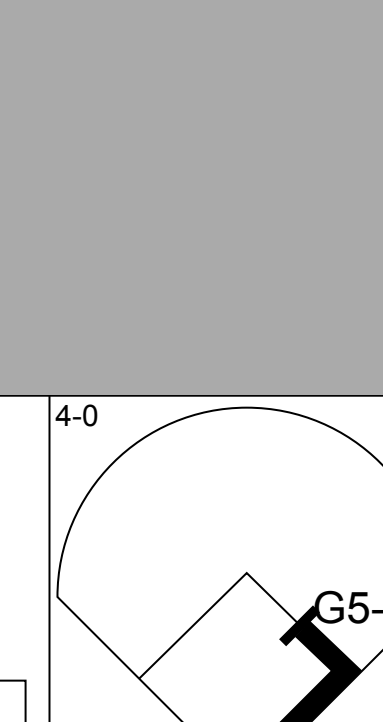
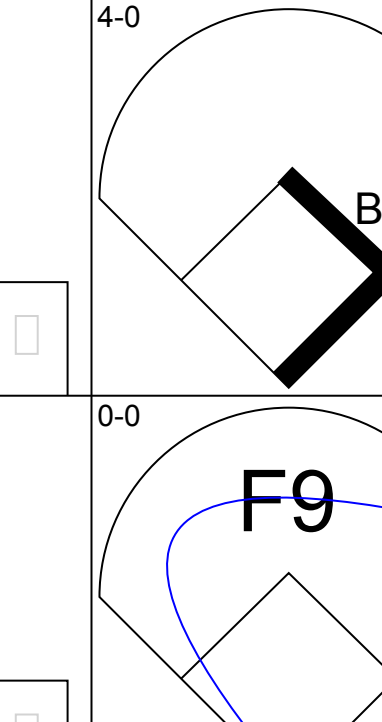

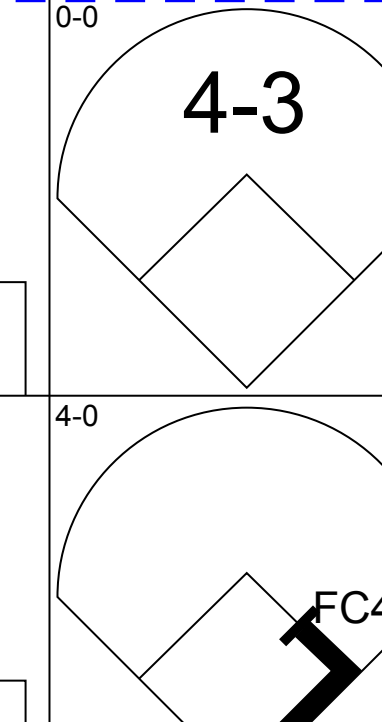


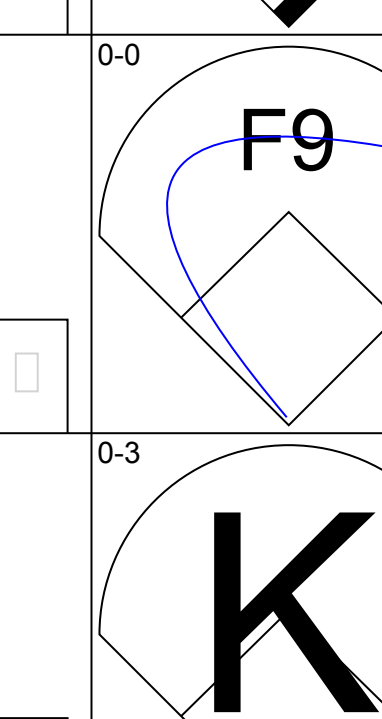
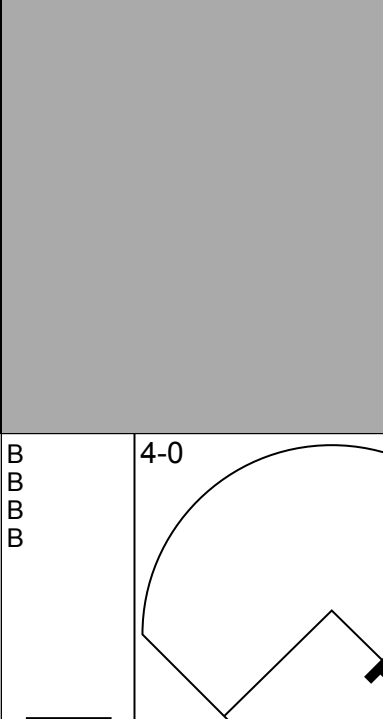
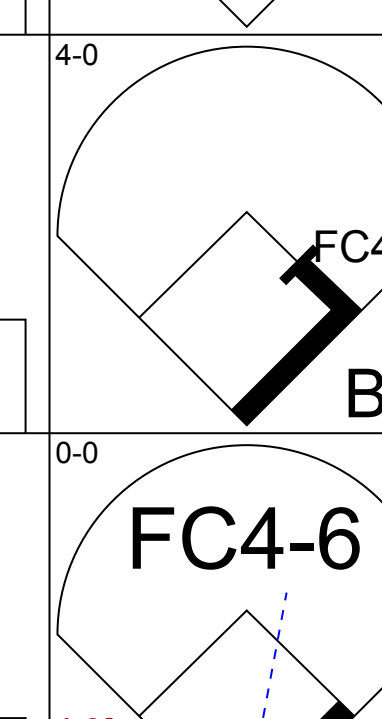

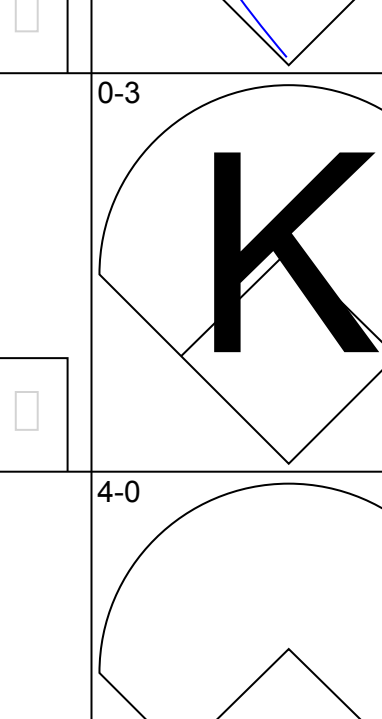
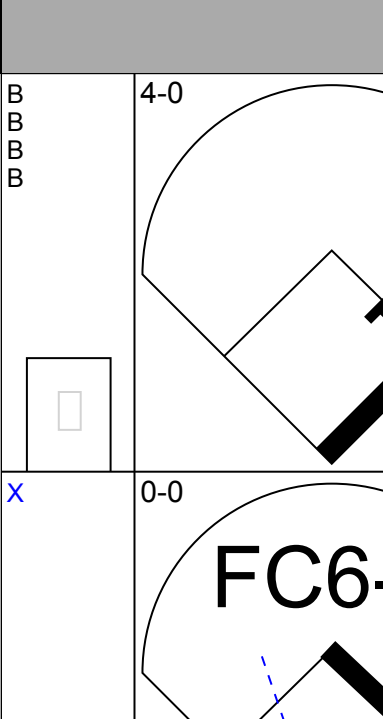
Batter	1	2	3	4	5	6	7	8	9	10	11	12	13	AB R H RBI BB SO LOB	TOP														
<b>Ed Stroud, L</b> OBP: 0.373, SLG: 0.401 (1, 8)	6-3				K			4-3			K		1-3	6 0 1 0 0 2 2	<b>Washington Senators @ Baltimore Orioles</b> Memorial Stadium, Baltimore, MD Fri Jun 19 1970, 7:05 PM EDT Att: 18,298 - Unknown <a href="http://livebaseballscorecards.com">livebaseballscorecards.com</a>														
<b>Del Unser, L</b> OBP: 0.275, SLG: 0.317 (1, 9)	5-3 1B		F7			B3		6-3			F8			5 0 1 0 0 0 1															
<b>Frank Howard, R</b> OBP: 0.421, SLG: 0.539 (1, 7)	5-3 1-2				6-3	K				6-3	K			5 0 0 0 0 2 1															
<b>Mike Epstein, L</b> OBP: 0.373, SLG: 0.457 (1, 3)	P5				K					4-3				5 0 1 0 0 2 1															
<b>Bernie Allen, L</b> OBP: 0.373, SLG: 0.431 (1, 4)			F9		F7									4 1 1 1 0 0 1															
<b>Tim Cullen, R</b> OBP: 0.273, SLG: 0.175 (9, 4)														1 0 0 0 0 1 0															
<b>Aurelio Rodriguez, R</b> OBP: 0.321, SLG: 0.469 (1, 5)		P6				F2								5 0 0 0 0 0 0															
<b>Paul Casanova, R</b> OBP: 0.280, SLG: 0.362 (1, 2)	1-3													5 1 2 1 0 0 0															
<b>Ed Brinkman, R</b> OBP: 0.322, SLG: 0.283 (1, 6)			1-3			HR								5 0 1 0 0 0 1															
<b>Casey Cox, R</b> OBP: 0.192, SLG: 0.160 (1, 1)						E4 SH3								1 0 0 0 0 0 0															
<b>Lee Maye, L</b> OBP: 0.342, SLG: 0.426 (6, PH)			G3											1 0 0 0 0 0 0															
<b>Darold Knowles, L</b> OBP: 0.100, SLG: 0.100 (8, 1)						SH3								1 0 0 0 0 1 0															
<b>Inning Stats</b>	R: 0 E: 0 K: 0 S: 4	H: 1 LOB: 1 BB: 0 P: 4	R: 0 E: 0 K: 0 S: 3	H: 0 LOB: 0 BB: 3 P: 3	R: 0 E: 0 K: 0 S: 4	H: 1 LOB: 1 BB: 0 P: 4	R: 0 E: 0 K: 1 S: 5	H: 0 LOB: 0 BB: 0 P: 5	R: 0 E: 0 K: 1 S: 6	H: 1 LOB: 1 BB: 0 P: 6	R: 0 E: 0 K: 0 S: 3	H: 0 LOB: 0 BB: 0 P: 3	R: 0 E: 0 K: 2 S: 7	H: 0 LOB: 0 BB: 0 P: 7		R: 0 E: 0 K: 1 S: 5	H: 0 LOB: 0 BB: 0 P: 5	R: 0 E: 0 K: 2 S: 7	H: 0 LOB: 0 BB: 0 P: 7	R: 0 E: 0 K: 0 S: 4	H: 1 LOB: 1 BB: 0 P: 4	1B: 5 2B: 0 3B: 0 HR: 2	SF: 0 SAC: 2 DP: 1 HBP: 0	W/P: 0 PB: 0 SB: 0 CS: 0	PA: 46				
<b>PITCHER</b>	IP WLS BF H R ER SO BB IBB HBP BLK WP HR S P ERA WHIP																												
<b>Jim Hardin, R</b> ERA: 2.94 (1, 1)	10.0	36	6	2	2	4	0	0	0	0	0	2	44	44	1.80	0.600													
<b>Pete Richert, L</b> ERA: 1.52 (11, 1)	3.0	W 10	1	0	0	4	0	0	0	0	0	0	18	18	0.00	0.333													

Batter	1	2	3	4	5	6	7	8	9	10	11	12	13	AB R H RBI BB SO LOB	BOTTOM														
<b>Don Buford, S</b> OBP: 0.371, SLG: 0.393 (1, 7)	F8					K								6 0 0 0 0 1 3	<b>Washington Senators @ Baltimore Orioles</b> Memorial Stadium, Baltimore, MD Fri Jun 19 1970, 7:05 PM EDT Att: 18,298 - Unknown <a href="http://livebaseballscorecards.com">livebaseballscorecards.com</a>														
<b>Merv Rettenmund, R</b> OBP: 0.299, SLG: 0.512 (1, 8)	E6 HR 1B		6-3			K				B1				6 1 2 1 0 1 1															
<b>Frank Robinson, R</b> OBP: 0.424, SLG: 0.565 (1, 9)					4-3					6-3				5 1 2 2 0 0 0															
<b>Boog Powell, L</b> OBP: 0.420, SLG: 0.587 (1, 3)	L6					G3								5 0 1 0 0 2 1															
<b>Brooks Robinson, R</b> OBP: 0.332, SLG: 0.444 (1, 5)	P6				G6-4-3 1B									4 0 0 0 1 0 1															
<b>Eliot Hendricks, L</b> OBP: 0.283, SLG: 0.344 (1, 2)			6-3											3 0 0 0 0 0 0															
<b>Andy Etchebarren, R</b> OBP: 0.273, SLG: 0.295 (10, PH)						F7								2 0 0 0 0 1 1															
<b>Chico Salmon, R</b> OBP: 0.361, SLG: 0.448 (1, 4)			6-3											3 0 0 0 0 1 0															
<b>Davey Johnson, R</b> OBP: 0.390, SLG: 0.431 (8, 4)			6-3											2 1 1 0 0 0 0															
<b>Mark Belanger, R</b> OBP: 0.259, SLG: 0.227 (1, 6)			6-3											3 0 1 0 2 1 0															
<b>Jim Hardin, R</b> ERA: 4.71 (1, 1)														3 0 0 0 0 2 1															
<b>Pete Richert, L</b> ERA: 1.51 (11, 1)														1 0 0 0 0 1 1															
<b>Curt Molton, R</b> OBP: 0.400, SLG: 0.200 (13, PH)			K											1 0 0 0 0 0 2															
<b>Inning Stats</b>	R: 2 E: 1 K: 0 S: 5	H: 2 LOB: 0 BB: 0 P: 5	R: 0 E: 0 K: 0 S: 3	H: 0 LOB: 0 BB: 0 P: 3	R: 0 E: 0 K: 0 S: 3	H: 1 LOB: 0 BB: 0 P: 3	R: 0 E: 0 K: 2 S: 7	H: 1 LOB: 1 BB: 0 P: 4	R: 0 E: 0 K: 0 S: 6	H: 0 LOB: 0 BB: 0 P: 6	R: 0 E: 0 K: 1 S: 5	H: 0 LOB: 0 BB: 0 P: 5	R: 0 E: 0 K: 1 S: 5	H: 0 LOB: 1 BB: 1 P: 9	R: 0 E: 0 K: 1 S: 5	H: 0 LOB: 1 BB: 1 P: 9	R: 0 E: 0 K: 0 S: 4	H: 2 LOB: 2 BB: 1 P: 8	1B: 5 2B: 1 3B: 0 HR: 1	SF: 0 SAC: 0 DP: 1 HBP: 0	W/P: 0 PB: 0 SB: 0 CS: 0	PA: 47							
<b>PITCHER</b>	IP WLS BF H R ER SO BB IBB HBP BLK WP HR S P ERA WHIP																												
<b>Casey Cox, R</b> ERA: 4.71 (1, 1)	7.0	25	5	2	2	4	0	0	0	0	1	33	33	2.57	0.714														
<b>Darold Knowles, L</b> ERA: 1.51 (8, 1)	5.2	L 22	2	1	1	6	2	1	0	0	0	0	31	43	1.59	0.706													





Batter	1	2	3	4	5	6	7	8	9	AB	R	H	RBI	BB	SO	LOB	TOP		
Ed Stroud, L (1, 8) OBP: 0.365, SLG: 0.391										5	0	0	0	0	1	3	<b>Washington Senators @ Baltimore Orioles</b> Memorial Stadium, Baltimore, MD Sat Jun 20 1970, 7:05 PM EDT Att: 19,876 - Unknown		
Ed Brinkman, R (1, 6) OBP: 0.324, SLG: 0.286										4	0	2	0	0	0	1			
Frank Howard, R (1, 7) OBP: 0.422, SLG: 0.538										4	0	2	0	0	1	1			
Aurelio Rodriguez, R (1, 5) OBP: 0.320, SLG: 0.465										4	1	1	0	0	0	3			
Mike Epstein, L (1, 3) OBP: 0.366, SLG: 0.447										4	0	0	0	0	1	3			
Paul Casanova, R (1, 2) OBP: 0.288, SLG: 0.378										4	1	2	0	0	1	1			
Wayne Comer, R (1, 9) OBP: 0.250, SLG: 0.176										3	2	1	0	1	0	1			
Tim Cullen, R (1, 4) OBP: 0.286, SLG: 0.200										3	0	1	1	1	0	0			
Joe Coleman, R (1, 1) OBP: 0.286, SLG: 0.121										2	0	0	1	0	0	1			
Rick Reichardt, R (8, PH) OBP: 0.330, SLG: 0.515										1	0	0	0	0	0	0			
Jim Hannan, R (8, PH) OBP: 0.375, SLG: 0.286										0	0	0	0	0	0	0			
Lee Maye, L (9, PH) OBP: 0.346, SLG: 0.432										1	0	1	2	0	0	0			
<b>Inning Stats</b>	R: 0 E: 0 K: 1 S: 7	H: 2 LOB: 2 BB: 0 P: 7	R: 2 E: 0 K: 0 S: 5	H: 2 LOB: 1 BB: 1 P: 9	R: 0 E: 0 K: 0 S: 3	H: 1 LOB: 0 BB: 0 P: 3	R: 0 E: 0 K: 0 S: 3	H: 0 LOB: 0 BB: 0 P: 3	R: 0 E: 0 K: 0 S: 3	H: 0 LOB: 0 BB: 0 P: 3	R: 0 E: 0 K: 0 S: 3	H: 1 LOB: 1 BB: 0 P: 3	R: 0 E: 0 K: 1 S: 6	H: 1 LOB: 1 BB: 0 P: 6	R: 2 E: 0 K: 2 S: 10	H: 3 LOB: 2 BB: 1 P: 14	1B: 8 2B: 2 3B: 0 HR: 0	SF: 0 SAC: 0 DP: 2 HBP: 0	WP: 0 PA: 37 CS: 0
<b>PITCHER</b>	IP WLS BF H R ER SO BB IBB HBP BLK WP HR S P ERA WHIP																		
Mike Cuellar, L (1, 1) ERA: 3.95	8.2 W 35 9 4 4 4 2 0 0 0 0 0 0 41 49 4.15 1.269																		
Pete Richert, L (9, 1) ERA: 1.5	0.1 S 2 1 0 0 0 0 0 0 0 0 0 0 2 2 0.00 3.000																		

Batter	1	2	3	4	5	6	7	8	9	AB	R	H	RBI	BB	SO	LOB	BOTTOM		
Don Buford, S (1, 7) OBP: 0.373, SLG: 0.393										3	1	1	0	1	1	1	<b>Washington Senators @ Baltimore Orioles</b> Memorial Stadium, Baltimore, MD Sat Jun 20 1970, 7:05 PM EDT Att: 19,876 - Unknown		
Merv Rettenmund, R (1, 8) OBP: 0.297, SLG: 0.504										4	0	1	0	0	2	2			
Frank Robinson, R (1, 9) OBP: 0.425, SLG: 0.561										3	1	1	0	1	1	1			
Boog Powell, L (1, 3) OBP: 0.421, SLG: 0.596										3	2	1	2	1	1	2			
Brooks Robinson, R (1, 5) OBP: 0.335, SLG: 0.455										3	1	1	3	1	0	0			
Eliod Hendricks, L (1, 2) OBP: 0.299, SLG: 0.338										2	0	0	0	2	0	1			
Davey Johnson, R (1, 4) OBP: 0.388, SLG: 0.425										3	0	0	0	1	1	3			
Mark Belanger, R (1, 6) OBP: 0.259, SLG: 0.224										3	0	0	0	1	1	2			
Mike Cuellar, L (1, 1) OBP: 0.091, SLG: 0.140										2	0	0	0	0	0	2			
Pete Richert, L (9, 1) ERA: 1.5										0	0	0	0	0	0	0			
<b>Inning Stats</b>	R: 2 E: 0 K: 0 S: 5	H: 3 LOB: 0 BB: 0 P: 5	R: 0 E: 0 K: 1 S: 4	H: 0 LOB: 0 BB: 1 P: 8	R: 0 E: 0 K: 1 S: 6	H: 1 LOB: 2 BB: 1 P: 10	R: 0 E: 0 K: 1 S: 5	H: 0 LOB: 2 BB: 2 P: 13	R: 3 E: 0 K: 1 S: 6	H: 1 LOB: 0 BB: 2 P: 14	R: 0 E: 0 K: 1 S: 5	H: 0 LOB: 1 BB: 1 P: 9	R: 0 E: 0 K: 2 S: 7	H: 0 LOB: 0 BB: 0 P: 7	R: 0 E: 0 K: 0 S: 3	H: 0 LOB: 1 BB: 1 P: 7	1B: 3 2B: 0 3B: 0 HR: 2	SF: 0 SAC: 1 DP: 1 HBP: 0	WP: 0 PA: 35 CS: 1
<b>PITCHER</b>	IP WLS BF H R ER SO BB IBB HBP BLK WP HR S P ERA WHIP																		
Joe Coleman, R (1, 1) ERA: 3.49	7.0 L 31 5 5 5 7 6 1 0 0 0 0 0 2 38 6.43 1.571																		
Jim Hannan, R (8, 1) ERA: 4.64	1.0 4 0 0 0 0 1 0 0 0 0 0 0 3 7 0.00 1.000																		








Batter	1	2	3	4	5	6	7	8	9	AB	R	H	RBI	BB	SO	LOB	TOP										
<b>Cesar Gutierrez, R</b> (1, 6) OBP: 0.273, SLG: 0.306	0-3 K		0-0 F8	0-0 F8			0-0 6-3		0-0 4-3	5	0	0	0	0	1	2	<b>Detroit Tigers @ Washington Senators</b> Robert F. Kennedy Memorial Stadium, Washington, DC Tue Jun 23 1970, 7:05 PM EDT Att: 14,935 - Unknown										
<b>Dick McAuliffe, L</b> (1, 4) OBP: 0.396, SLG: 0.405	0-0 BB		0-0 BB	0-0 BB			0-0 1-3		0-0 5-3	5	0	2	0	0	0	1											
<b>Al Kaline, R</b> (1, 3) OBP: 0.407, SLG: 0.512	4-0 BB		4-0 FC4-6		0-0 1B		0-0 L6-3			2	0	1	0	2	0	0											
<b>Willie Horton, R</b> (1, 7) OBP: 0.377, SLG: 0.539	0-0 F7		0-0 P4		0-0 F9			0-0 L4		4	0	0	0	0	0	6											
<b>Jim Northrup, L</b> (1, 9) OBP: 0.366, SLG: 0.533	0-0 6-3		0-0 FC4-6		0-0 F8			0-0 FC6-4	1B	4	0	1	0	0	0	6											
<b>Mickey Stanley, R</b> (1, 8) OBP: 0.320, SLG: 0.369		0-0 F8		0-0 F8	0-0 F7			0-0 FC6-4	1B	4	0	1	0	0	0	1											
<b>Bill Freehan, R</b> (1, 2) OBP: 0.322, SLG: 0.411		0-0 L5		4-0 2B		0-0 F2		0-0 FC6-4	1B	3	1	0	0	1	0	2											
<b>Elliott Maddox, R</b> (1, 5) OBP: 0.310, SLG: 0.351		0-0 5-3		0-0 E	0-0 6-3			0-3 K		4	1	1	0	0	1	2											
<b>Mickey Lolich, S</b> (1, 1) OBP: 0.261, SLG: 0.128			0-0 BB	0-0 E8		0-3 K			0-0 1-3	3	0	2	2	0	1	0											
<b>Joe Niekro, R</b> (7, 1) OBP: 0.242, SLG: 0.267			BB	F8						0	0	0	0	0	0	0											
<b>Don Wert, R</b> (9, PH) OBP: 0.299, SLG: 0.267			BB	1B						1	0	0	0	0	0	0											
<b>Inning Stats</b>	R: 0 E: 0 K: 1 S: 6	H: 1 LOB: 2 BB: 1 P: 10	R: 0 E: 0 K: 0 S: 3	H: 0 LOB: 0 BB: 0 P: 3	R: 0 E: 0 K: 0 S: 5	H: 2 LOB: 3 BB: 1 P: 9	R: 2 E: 1 K: 0 S: 5	H: 2 LOB: 1 BB: 1 P: 9	R: 0 E: 0 K: 0 S: 4	H: 1 LOB: 1 BB: 0 P: 4	R: 0 E: 0 K: 1 S: 5	H: 0 LOB: 0 BB: 0 P: 5	R: 0 E: 0 K: 0 S: 3	H: 0 LOB: 2 BB: 0 P: 7	R: 0 E: 0 K: 0 S: 3	H: 0 LOB: 0 BB: 0 P: 3	1B: 7 2B: 1 3B: 0 HR: 0	SF: 0 SAC: 0 DP: 0 HBP: 0	WP: 0 PB: 0 SB: 0 CS: 0	PA: 38							
<b>PITCHER</b>	IP	WLS	BF	H	R	ER	SO	BB	IBB	HBP	BLK	WP	HR	S	P	ERA	WHIP										
<b>George Brunet, L</b> (1, 1) ERA: 4.93	7.0	W	30	6	2	2	2	3	0	0	0	0	0	31	43	2.57	1.286										
<b>Darold Knowles, L</b> (8, 1) ERA: 1.46	2.0	S	8	2	0	0	1	0	0	0	0	0	0	10	10	0.00	1.000										

Batter	1	2	3	4	5	6	7	8	9	AB	R	H	RBI	BB	SO	LOB	BOTTOM											
<b>Ed Brinkman, R</b> (1, 6) OBP: 0.328, SLG: 0.297	0-0 L6-3		4-0 BB		0-0 2B		0-0 L1-3			3	0	1	0	1	0	2	<b>Detroit Tigers @ Washington Senators</b> Robert F. Kennedy Memorial Stadium, Washington, DC Tue Jun 23 1970, 7:05 PM EDT Att: 14,935 - Unknown											
<b>Wayne Comer, R</b> (1, 8) OBP: 0.250, SLG: 0.197	0-3 K		0-0 P5		0-0 L5-3		0-0 CS			4	0	1	2	0	1	3												
<b>Frank Howard, R</b> (1, 7) OBP: 0.421, SLG: 0.530	4-0 CS		0-0 L6-3		0-3 K		0-0 E3			3	0	1	0	1	1	3												
<b>Ed Stroud, L</b> (7, PR) OBP: 0.357, SLG: 0.382	0-0 BB						0-0 2B			0	0	0	0	0	0	0												
<b>Rick Reichardt, R</b> (1, 9) OBP: 0.333, SLG: 0.505	0-0 L		0-0 F8		0-0 F8		1-0 HBP			4	0	1	0	0	0	1												
<b>Darold Knowles, L</b> (8, 1) OBP: 0.100, SLG: 0.100	0-0 1-2		0-0 F8		0-0 F8		0-0 FC6-4			0	0	0	0	0	0	0												
<b>Aurelio Rodriguez, R</b> (1, 5) OBP: 0.311, SLG: 0.451		0-3 K		0-0 F9		0-0 L5-4-3		0-0 FC6-4		4	0	0	0	0	1	3												
<b>Mike Epstein, L</b> (1, 3) OBP: 0.386, SLG: 0.469		0-3 K		0-0 1B		0-0 L5-4-3		0-0 FC6-4		4	0	0	0	0	1	3												
<b>Paul Casanova, R</b> (1, 2) OBP: 0.313, SLG: 0.419			0-0 L6-3		0-0 1B		0-0 HR		0-0 L6-3	4	1	2	2	0	0	0												
<b>Tim Cullen, R</b> (1, 4) OBP: 0.308, SLG: 0.294			0-0 HR		0-0 F9		0-0 L1-3		0-0 F3	4	2	2	1	0	0	1												
<b>George Brunet, R</b> (1, 1) OBP: 0.208, SLG: 0.304			4-0 HR		0-3 K		0-0 SH		0-0 F9	1	0	0	0	1	1	0												
<b>Del Unser, L</b> (7, PR) OBP: 0.277, SLG: 0.314			0-0 BB				0-0 SH			1	1	0	0	0	0	0												
<b>Inning Stats</b>	R: 0 E: 0 K: 1 S: 4	H: 0 LOB: 0 BB: 1 P: 8	R: 0 E: 0 K: 2 S: 7	H: 0 LOB: 0 BB: 0 P: 7	R: 1 E: 0 K: 0 S: 4	H: 1 LOB: 2 BB: 2 P: 12	R: 1 E: 0 K: 0 S: 5	H: 2 LOB: 1 BB: 0 P: 5	R: 0 E: 0 K: 2 S: 8	H: 1 LOB: 1 BB: 0 P: 8	R: 0 E: 0 K: 0 S: 3	H: 1 LOB: 0 BB: 0 P: 3	R: 3 E: 1 K: 0 S: 7	H: 4 LOB: 2 BB: 0 P: 8	R: 1 E: 0 K: 0 S: 4	H: 1 LOB: 0 BB: 0 P: 4	1B: 4 2B: 3 3B: 0 HR: 3	SF: 0 SAC: 1 DP: 1 HBP: 1	WP: 0 PB: 0 SB: 0 CS: 2	PA: 37								
<b>PITCHER</b>	IP	WLS	BF	H	R	ER	SO	BB	IBB	HBP	BLK	WP	HR	S	P	ERA	WHIP											
<b>Mickey Lolich, L</b> (1, 1) ERA: 3.82	6.1	L	30	8	5	5	5	3	0	0	0	0	0	2	36	48	7.11	1.737										
<b>Joe Niekro, R</b> (7, 1) ERA: 3.49	1.2		7	2	1	1	0	0	0	1	0	0	0	6	7	5.40	1.200											





Batter	1	2	3	4	5	6	7	8	9	10	AB	R	H	RBI	BB	SO	LOB	TOP															
Dick McAuliffe, L OBP: 0.321, SLG: 0.413	(1,4) 0-3 K	0-0		4-3			4-3			0-0	5	1	2	0	0	1	1	<b>Detroit Tigers @ Washington Senators</b> Robert F. Kennedy Memorial Stadium, Washington, DC Wed Jun 24 1970, 7:05 PM EDT Att: 12,240 - Unknown <a href="http://livebaseballscorecards.com">livebaseballscorecards.com</a>															
Mickey Stanley, R OBP: 0.328, SLG: 0.373	(1,8) 0-0 1B	0-0 2B			4-0		L9			0-0	4	0	2	1	1	0	1																
Al Kaline, R OBP: 0.399, SLG: 0.500	(1,3) 0-0 F3				0-0		L7-4			0-0	5	0	0	0	0	0	2																
Willie Horton, R OBP: 0.375, SLG: 0.534	(1,7) 0-0 1B				0-0					0-0	4	0	1	0	0	0	0																
Jim Northrup, L OBP: 0.328, SLG: 0.528	(1,9) 0-0 P5				0-0					0-0	4	0	1	0	0	0	2																
Bill Freehan, R OBP: 0.321, SLG: 0.408	(1,2)	0-0 3B			0-0					0-0	4	1	1	0	0	0	1																
Elliott Maddox, R OBP: 0.316, SLG: 0.373	(1,5)	0-0 1B			0-0					0-0	4	1	2	1	0	0	0																
Cesar Gutierrez, R OBP: 0.273, SLG: 0.305	(1,6)	0-0 P4			0-0					0-0	4	0	1	0	0	0	2																
Earl Wilson, R OBP: 0.242, SLG: 0.333	(1,1)	0-0 SF9			0-3					0-0	1	0	0	1	0	1	1																
Russ Nagelson, L OBP: 0.207, SLG: 0.269	(7, PH)	0-0 3B			0-0					0-0	1	0	0	0	0	0	0																
Fred Scherman, L (7, 1)											0	0	0	0	0	0	0																
Don Wert, R OBP: 0.296, SLG: 0.263	(10, PH)										1	0	0	0	0	0	0																
Tom Timmermann, R (10, 1)											0	0	0	0	0	0	0																
<b>Inning Stats</b>	R: 0 E: 0 K: 1 S: 7	H: 2 LOB: 2 BB: 0 P: 7	R: 0 E: 0 K: 0 S: 6	H: 3 LOB: 1 BB: 0 P: 6	R: 0 E: 0 K: 1 S: 4	H: 1 LOB: 1 BB: 0 P: 4	R: 0 E: 0 K: 0 S: 6	H: 0 LOB: 0 BB: 1 P: 6	R: 0 E: 0 K: 0 S: 4	H: 1 LOB: 1 BB: 0 P: 4	R: 0 E: 0 K: 0 S: 3	H: 0 LOB: 0 BB: 0 P: 3	R: 0 E: 0 K: 0 S: 3	H: 0 LOB: 0 BB: 0 P: 3	R: 0 E: 0 K: 0 S: 4	H: 2 LOB: 0 BB: 0 P: 4	1B: 7 2B: 3 3B: 1 HR: 0	SF: 1 SAC: 0 DP: 1 HBP: 0	WP: 0 PA: 39 PB: 0 SB: 0 CS: 0														
<b>PITCHER</b>	IP WLS BF H R ER SO BB IBB HBP BLK WP HR S P ERA WHIP																																
Casey Cox, R ERA: 4.45	(1, 1) 9.0	WLS 35	H 8	R 2	ER 2	SO 2	BB 1	IBB 0	HBP 0	BLK 0	WP 0	HR 0	S 38	P 42	ERA 2.00	WHIP 1.000																	
Darold Knowles, L ERA: 1.59	(10, 1) 1.0	L 4	2	1	1	0	0	0	0	0	0	0	4	4	9.00	2.000																	

Batter	1	2	3	4	5	6	7	8	9	10	AB	R	H	RBI	BB	SO	LOB	BOTTOM															
Del Unser, L OBP: 0.267, SLG: 0.302	(1,9) 0-0 L4-3				0-0					0-0	5	0	0	0	0	0	3	<b>Detroit Tigers @ Washington Senators</b> Robert F. Kennedy Memorial Stadium, Washington, DC Wed Jun 24 1970, 7:05 PM EDT Att: 12,240 - Unknown <a href="http://livebaseballscorecards.com">livebaseballscorecards.com</a>															
Ed Stroud, L OBP: 0.358, SLG: 0.382	(1,8) 0-0 L1-3				0-0					0-0	5	0	2	0	0	1	0																
Frank Howard, R OBP: 0.424, SLG: 0.543	(1,7) 0-0 HR				0-0					0-0	4	1	2	1	1	1	1																
Mike Epstein, L OBP: 0.363, SLG: 0.460	(1,3) 0-0 F8				0-0					0-0	4	0	0	0	1	0	3																
Aurelio Rodriguez, R OBP: 0.316, SLG: 0.469	(1,5)	0-0 F9			0-0					0-0	5	1	3	1	0	0	2																
Bernie Allen, L OBP: 0.372, SLG: 0.429	(1,4)	0-0 F9			0-0					0-0	3	0	1	0	0	0	1																
Tim Cullen, R OBP: 0.300, SLG: 0.286	(8, PH) (9, 4)	0-0 2-3			0-0					0-0	2	0	0	0	0	1	1																
Paul Casanova, R OBP: 0.325, SLG: 0.436	(1,2)	0-3 K			0-0					0-0	5	0	3	0	0	1	1																
Ed Brinkman, R OBP: 0.329, SLG: 0.297	(1,6)	0-0 BB			0-0					0-0	4	0	1	0	1	1	3																
Casey Cox, R OBP: 0.207, SLG: 0.179	(1, 1)	0-3 K			0-0					0-0	3	0	1	0	0	2	3																
Rick Reichardt, R OBP: 0.359, SLG: 0.505	(9, PH)				0-0					0-0	0	0	0	0	1	0	0																
Wayne Comer, R OBP: 0.250, SLG: 0.197	(9, PR)				0-0					0-0	0	0	0	0	0	0	0																
Darold Knowles, L OBP: 0.100, SLG: 0.100	(10, 1)				0-0					0-0	0	0	0	0	0	0	0																
<b>Inning Stats</b>	R: 1 E: 0 K: 0 S: 4	H: 1 LOB: 0 BB: 0 P: 4	R: 0 E: 0 K: 2 S: 8	H: 1 LOB: 2 BB: 1 P: 12	R: 0 E: 0 K: 0 S: 4	H: 1 LOB: 1 BB: 0 P: 4	R: 1 E: 0 K: 1 S: 7	H: 3 LOB: 1 BB: 0 P: 7	R: 0 E: 0 K: 0 S: 4	H: 1 LOB: 2 BB: 1 P: 8	R: 0 E: 0 K: 2 S: 5	H: 2 LOB: 0 BB: 0 P: 5	R: 0 E: 0 K: 1 S: 6	H: 1 LOB: 1 BB: 0 P: 6	R: 0 E: 0 K: 0 S: 3	H: 1 LOB: 2 BB: 1 P: 11	R: 0 E: 0 K: 1 S: 6	H: 2 LOB: 1 BB: 0 P: 6	1B: 9 2B: 3 3B: 0 HR: 2	SF: 0 SAC: 0 DP: 2 HBP: 0	WP: 0 PA: 44 PB: 0 SB: 1 CS: 0												
<b>PITCHER</b>	IP WLS BF H R ER SO BB IBB HBP BLK WP HR S P ERA WHIP																																
Earl Wilson, R ERA: 3.65	(1, 1) 6.0	WLS 28	H 9	R 2	ER 2	SO 3	BB 2	IBB 0	HBP 0	BLK 0	WP 0	HR 2	S 32	P 40	ERA 3.00	WHIP 1.833																	
Fred Scherman, L ERA: 3.2	(7, 1) 3.0	W 12	2	0	0	3	2	0	0	0	0	0	16	24	0.00	1.333																	
Tom Timmermann, R ERA: 3.29	(10, 1) 1.0	S 4	2	0	0	1	0	0	0	0	0	0	6	6	0.00	2.000																	







Batter	1	2	3	4	5	6	7	8	9	AB R H RBI BB SO LOB	TOP										
<b>Don Buford, S</b> OBP: 0.396, SLG: 0.419 (1.7)										5 3 4 3 1 0 0	<b>Baltimore Orioles @ Washington Senators</b> Robert F. Kennedy Memorial Stadium, Washington, DC Fri Jun 26 1970, 7:05 PM EDT Att: 13,194 - Unknown <a href="http://livebaseballscorecards.com">livebaseballscorecards.com</a>										
<b>Paul Blair, R</b> OBP: 0.339, SLG: 0.463 (1.8)										4 2 1 0 2 1 3											
<b>Frank Robinson, R</b> OBP: 0.414, SLG: 0.592 (1.9)										4 2 2 8 1 0 1											
<b>Boog Powell, L</b> OBP: 0.431, SLG: 0.597 (1.3)										4 1 2 0 1 0 1											
<b>Brooks Robinson, R</b> OBP: 0.336, SLG: 0.448 (1.5)										4 0 1 0 1 1 3											
<b>Davey Johnson, R</b> OBP: 0.386, SLG: 0.427 (1.4)										5 1 0 0 0 1 4											
<b>Eliot Hendricks, L</b> OBP: 0.311, SLG: 0.333 (1.2)										5 0 1 0 0 0 3											
<b>Mark Belanger, R</b> OBP: 0.253, SLG: 0.216 (1.6)										4 1 1 1 1 1 1											
<b>Dave McNally, R</b> OBP: 0.319, SLG: 0.308 (1.1)										2 2 0 0 3 2 1											
<b>Inning Stats</b>	R: 0 E: 0 K: 1 S: 6	H: 2 LOB: 2 BB: 1 P: 10	R: 0 E: 0 K: 1 S: 5	H: 0 LOB: 0 BB: 0 P: 5	R: 1 E: 0 K: 2 S: 8	H: 1 LOB: 1 BB: 1 P: 12	R: 0 E: 0 K: 1 S: 4	H: 0 LOB: 0 BB: 1 P: 8	R: 4 E: 0 K: 0 S: 6	H: 3 LOB: 1 BB: 2 P: 14	R: 5 E: 0 K: 0 S: 6	H: 3 LOB: 0 BB: 2 P: 14	R: 0 E: 0 K: 1 S: 5	H: 0 LOB: 1 BB: 1 P: 9	R: 0 E: 0 K: 0 S: 3	H: 0 LOB: 0 BB: 0 P: 3	R: 2 E: 0 K: 0 S: 6	H: 3 LOB: 3 BB: 2 P: 14	1B: 6 2B: 3 3B: 0 HR: 3	SF: 0 SAC: 0 DP: 1 HBP: 0	WP: 0 PA: 47 PB: 0 CS: 0
<b>PITCHER</b>	IP WLS BF H R ER SO BB IBB HBP BLK WP HR S P ERA WHIP																				
<b>Joe Coleman, R</b> ERA: 3.76 (1.1)	4.1 L 22 6 5 5 5 5 0 0 0 0 2 27 47 10.38 2.538																				
<b>Joe Grzenda, L</b> ERA: 5.93 (5.1)	1.2 10 3 5 5 0 2 0 0 0 0 1 8 16 27.00 3.000																				
<b>Jim Shellenback, L</b> ERA: 4.91 (7.1)	2.0 7 0 0 0 1 1 0 0 0 0 0 8 12 0.00 0.500																				
<b>Horacio Pina, R</b> ERA: 3.19 (9.1)	1.0 8 3 2 2 0 2 0 0 0 0 0 6 14 18.00 5.000																				

Batter	1	2	3	4	5	6	7	8	9	AB R H RBI BB SO LOB	BOTTOM										
<b>Ed Brinkman, R</b> OBP: 0.333, SLG: 0.300 (1.6)										3 0 1 0 1 0 1	<b>Baltimore Orioles @ Washington Senators</b> Robert F. Kennedy Memorial Stadium, Washington, DC Fri Jun 26 1970, 7:05 PM EDT Att: 13,194 - Unknown <a href="http://livebaseballscorecards.com">livebaseballscorecards.com</a>										
<b>Wayne Comer, R</b> OBP: 0.281, SLG: 0.195 (1.8)										4 0 1 0 0 0 1											
<b>Frank Howard, R</b> OBP: 0.416, SLG: 0.529 (1.7)										4 0 0 0 0 3 2											
<b>Rick Reichardt, R</b> OBP: 0.357, SLG: 0.557 (1.9)										2 2 2 2 1 0 0											
<b>Aurelio Rodriguez, R</b> OBP: 0.314, SLG: 0.464 (1.5)										3 0 0 0 0 0 3											
<b>Del Unser, L</b> OBP: 0.267, SLG: 0.302 (9. PR)										0 0 0 0 0 0 0											
<b>Mike Epstein, L</b> OBP: 0.359, SLG: 0.454 (1.3)										4 0 1 0 0 0 1											
<b>Paul Casanova, R</b> OBP: 0.312, SLG: 0.415 (1.2)										4 0 1 0 0 1 1											
<b>Tim Cullen, R</b> OBP: 0.276, SLG: 0.260 (1.4)										4 0 0 0 0 0 2											
<b>Joe Coleman, R</b> OBP: 0.302, SLG: 0.147 (1.1)										1 0 1 0 0 0 0											
<b>Dick Nen, L</b> OBP: 0.295, SLG: 0.250 (5. PR)										0 0 0 0 0 0 0											
<b>Jim Shellenback, L</b> OBP: 0.295, SLG: 0.250 (5. PR)										0 0 0 0 0 0 0											
<b>Ed Stroud, L</b> OBP: 0.262, SLG: 0.354 (8. PR)										0 0 0 0 0 0 0											
<b>Horacio Pina, R</b> ERA: 3.19 (9.1)										0 0 0 0 0 0 0											
<b>Inning Stats</b>	R: 0 E: 0 K: 0 S: 4	H: 2 LOB: 2 BB: 1 P: 8	R: 0 E: 0 K: 0 S: 3	H: 0 LOB: 0 BB: 0 P: 3	R: 0 E: 0 K: 1 S: 4	H: 0 LOB: 0 BB: 0 P: 5	R: 0 E: 0 K: 0 S: 5	H: 0 LOB: 0 BB: 0 P: 5	R: 0 E: 0 K: 0 S: 3	H: 0 LOB: 1 BB: 1 P: 7	R: 0 E: 0 K: 0 S: 3	H: 0 LOB: 1 BB: 1 P: 7	R: 1 E: 0 K: 1 S: 7	H: 2 LOB: 1 BB: 0 P: 7	R: 0 E: 0 K: 0 S: 3	H: 0 LOB: 1 BB: 1 P: 7	R: 1 E: 0 K: 1 S: 7	H: 2 LOB: 2 BB: 0 P: 8	1B: 4 2B: 2 3B: 0 HR: 2	SF: 0 SAC: 0 DP: 3 HBP: 2	WP: 0 PA: 35 PB: 0 CS: 0
<b>PITCHER</b>	IP WLS BF H R ER SO BB IBB HBP BLK WP HR S P ERA WHIP																				
<b>Dave McNally, L</b> ERA: 4.09 (1.1)	9.0 W 35 7 2 2 4 2 0 2 0 0 2 39 49 2.00 1.000																				



Batter	1	2	3	4	5	6	7	8	9	AB	R	H	RBI	BB	SO	LOB	TOP					
<b>Don Buford, S</b> OBP: 0.403, SLG: 0.429 (1, 7)										4	1	3	0	1	1	0	<b>Baltimore Orioles @ Washington Senators</b> Robert F. Kennedy Memorial Stadium, Washington, DC Sat Jun 27 1970, 7:05 PM EDT Att: 12,220 - Unknown <a href="http://livebaseballscorecards.com">livebaseballscorecards.com</a>					
<b>Paul Blair, R</b> OBP: 0.336, SLG: 0.455 (1, 8)										4	0	0	0	1	2	5						
<b>Frank Robinson, R</b> OBP: 0.410, SLG: 0.581 (1, 9)										4	1	0	0	1	0	3						
<b>Boog Powell, L</b> OBP: 0.432, SLG: 0.594 (1, 3)										3	0	1	2	1	1	1						
<b>Brooks Robinson, R</b> OBP: 0.338, SLG: 0.449 (1, 5)										4	0	2	1	0	0	0						
<b>Davey Johnson, R</b> OBP: 0.380, SLG: 0.420 (1, 4)										4	0	0	0	0	0	4						
<b>Clay Dalrymple, L</b> OBP: 0.350, SLG: 0.344 <b>Elrod Hendricks, L</b> OBP: 0.309, SLG: 0.331 (1, 2) (7, 2)										1	0	0	0	2	0	0						
<b>Mark Belanger, R</b> OBP: 0.290, SLG: 0.213 <b>Merv Rettenmund, R</b> OBP: 0.323, SLG: 0.521 (1, 6) (9, PH)										3	0	0	0	0	0	4						
<b>Jim Palmer, R</b> OBP: 0.226, SLG: 0.269 <b>Pete Richert, L</b> (8, 1) <b>Eddie Watt, R</b> OBP: 0.200, SLG: 0.200 <b>Terry Crowley, L</b> OBP: 0.409, SLG: 0.385 (1, 1) (8, 1) (9, PH)										0	0	0	0	0	0	0						
<b>Inning Stats</b>	R: 0 E: 0 K: 2 S: 7	H: 0 LOB: 1 BB: 1 P: 11	R: 0 E: 0 K: 0 S: 3	H: 0 LOB: 0 BB: 0 P: 3	R: 0 E: 0 K: 1 S: 5	H: 1 LOB: 0 BB: 0 P: 5	R: 0 E: 0 K: 0 S: 3	H: 0 LOB: 0 BB: 0 P: 3	R: 0 E: 0 K: 0 S: 3	H: 0 LOB: 1 BB: 1 P: 7	R: 3 E: 0 K: 1 S: 9	H: 4 LOB: 3 BB: 2 P: 17	R: 0 E: 0 K: 2 S: 7	H: 1 LOB: 0 BB: 0 P: 7	R: 0 E: 0 K: 1 S: 6	H: 1 LOB: 2 BB: 2 P: 10		R: 0 E: 0 K: 0 S: 3	H: 0 LOB: 2 BB: 2 P: 11	1B: 6 2B: 1 3B: 0 HR: 0	SF: 0 SAC: 0 DP: 0 HBP: 0	WP: 0 PB: 0 SB: 1 CS: 2
<b>PITCHER</b>	IP	WLS	BF	H	R	ER	SO	BB	IBB	HBP	BLK	WP	HR	S	P	ERA	WHIP					
<b>Dick Such, R</b> ERA: 6.86 (1, 1)	5.1		21	3	3	3	4	2	1	0	0	0	0	26	38	5.06	0.938					
<b>Darold Knowles, L</b> ERA: 1.57 (6, 1)	0.2	5	2	0	0	0	0	1	0	0	0	0	0	4	8	0.00	4.500					
<b>Jim Hannan, R</b> ERA: 4.03 (7, 1)	2.0	W	8	2	0	0	3	1	0	0	0	0	0	13	17	0.00	1.500					
<b>Horacio Pina, R</b> ERA: 3.09 (9, 1)	1.0	S	5	0	0	0	0	2	0	0	0	0	0	3	11	0.00	2.000					

Batter	1	2	3	4	5	6	7	8	9	AB	R	H	RBI	BB	SO	LOB	BOTTOM					
<b>Ed Stroud, L</b> OBP: 0.354, SLG: 0.377 <b>Rick Reichardt, R</b> OBP: 0.362, SLG: 0.557 (1, 8) (8, PH) (9, 9)										4	0	0	0	0	0	5	<b>Baltimore Orioles @ Washington Senators</b> Robert F. Kennedy Memorial Stadium, Washington, DC Sat Jun 27 1970, 7:05 PM EDT Att: 12,220 - Unknown <a href="http://livebaseballscorecards.com">livebaseballscorecards.com</a>					
<b>Del Unser, L</b> OBP: 0.266, SLG: 0.295 <b>Wayne Comer, R</b> OBP: 0.269, SLG: 0.217 (1, 9) (8, PH) (9, 8)										3	0	0	0	1	0	0						
<b>Frank Howard, R</b> OBP: 0.416, SLG: 0.525 (1, 7)										4	1	1	0	1	2	1						
<b>Mike Epstein, L</b> OBP: 0.368, SLG: 0.457 (1, 3)										3	1	2	0	2	0	2						
<b>Aurelio Rodriguez, R</b> OBP: 0.316, SLG: 0.465 (1, 5)										4	0	1	1	1	0	4						
<b>Bernie Allen, L</b> OBP: 0.394, SLG: 0.417 <b>Horacio Pina, R</b> (9, 1)										5	0	1	0	0	0	4						
<b>Ed Brinkman, R</b> OBP: 0.339, SLG: 0.306 (1, 6)										4	1	3	1	0	0	0						
<b>Jim French, L</b> OBP: 0.371, SLG: 0.300 (1, 2)										3	0	0	0	1	0	4						
<b>Dick Such, L</b> OBP: 0.182, SLG: 0.200 <b>Darold Knowles, L</b> OBP: 0.100, SLG: 0.100 <b>Lee Maye, L</b> OBP: 0.346, SLG: 0.298 <b>Jim Hannan, R</b> OBP: 0.350, SLG: 0.298 <b>John Roseboro, R</b> OBP: 0.350, SLG: 0.328 <b>Tim Cullen, R</b> OBP: 0.276, SLG: 0.290 (1, 1) (6, 1) (6, PH) (7, 1) (8, PH) (9, 4)										1	0	0	0	1	0	1						
<b>Inning Stats</b>	R: 0 E: 0 K: 1 S: 5	H: 0 LOB: 0 BB: 0 P: 5	R: 1 E: 0 K: 0 S: 6	H: 3 LOB: 3 BB: 1 P: 10	R: 0 E: 0 K: 0 S: 3	H: 0 LOB: 1 BB: 1 P: 7	R: 0 E: 0 K: 0 S: 4	H: 1 LOB: 0 BB: 0 P: 4	R: 0 E: 0 K: 0 S: 3	H: 0 LOB: 2 BB: 2 P: 13	R: 0 E: 0 K: 0 S: 3	H: 0 LOB: 2 BB: 2 P: 11	R: 1 E: 0 K: 0 S: 5	H: 3 LOB: 1 BB: 0 P: 5	R: 3 E: 1 K: 0 S: 6	H: 3 LOB: 3 BB: 3 P: 18		R: 0 E: 0 K: 0 S: 3	H: 0 LOB: 0 BB: 0 P: 10	1B: 8 2B: 2 3B: 0 HR: 0	SF: 0 SAC: 0 DP: 0 HBP: 0	WP: 0 PB: 0 SB: 0 CS: 0
<b>PITCHER</b>	IP	WLS	BF	H	R	ER	SO	BB	IBB	HBP	BLK	WP	HR	S	P	ERA	WHIP					
<b>Jim Palmer, R</b> ERA: 3.03 (1, 1)	7.1	L	36	9	4	4	2	6	0	0	0	0	0	34	58	4.91	2.045					
<b>Pete Richert, L</b> ERA: 1.37 (8, 1)	0.0	1	0	0	0	0	0	1	0	0	0	0	0	4	4	0.00	0.000					
<b>Eddie Watt, R</b> ERA: 3.1 (8, 1)	0.2	5	1	1	0	0	0	2	0	0	0	0	0	3	11	0.00	4.500					



Batter	1	2	3	4	5	6	7	8	9	10	11	12	AB	R	H	RBI	BB	SO	LOB							
Mark Belanger, R OBP: 0.246, SLG: 0.216 (1, 6)													6	1	1	0	0	1	3							
Paul Blair, R OBP: 0.344, SLG: 0.453 (1, 8)													3	1	1	1	3	0	0							
Curt Motton, R OBP: 0.464, SLG: 0.429 Boog Powell, L OBP: 0.431, SLG: 0.591 (8, PH) (8, 3)													2	1	1	0	1	1	1							
Frank Robinson, R OBP: 0.408, SLG: 0.573 (8, 9)													5	0	1	0	1	2	4							
Merv Rettenmund, R OBP: 0.329, SLG: 0.527 (8, 7)													4	0	1	1	2	0	4							
Brooks Robinson, R OBP: 0.334, SLG: 0.443 (1, 5)													6	0	1	0	0	1	7							
Davey Johnson, R OBP: 0.375, SLG: 0.413 (1, 4)													4	0	0	0	0	0	2							
Andy Etchebarren, R OBP: 0.284, SLG: 0.292 (1, 2)													4	0	0	0	1	1	1							
Jim Hardin, R OBP: 0.429, SLG: 0.429 Moe Drabowsky, R OBP: 0.125, SLG: 0.125 Terry Lutz, R OBP: 0.125, SLG: 0.125 Dick Hall, R OBP: 0.125, SLG: 0.125 Pete Richert, L OBP: 0.125, SLG: 0.125 Eddie Watt, R OBP: 0.125, SLG: 0.125 (1, 1) (9, PH) (9, 1) (11, PH) (11, 1) (12, 1) (12, 1)													3	0	0	0	0	2	1							
<b>Inning Stats</b>	R: 0 E: 0 K: 2 S: 6	H: 0 LOB: 2 BB: 2 P: 14	R: 0 E: 0 K: 0 S: 2	H: 0 LOB: 0 BB: 1 P: 6	R: 1 E: 0 K: 2 S: 9	H: 2 LOB: 1 BB: 0 P: 9	R: 0 E: 0 K: 0 S: 3	H: 0 LOB: 1 BB: 1 P: 7	R: 0 E: 0 K: 1 S: 5	H: 0 LOB: 0 BB: 1 P: 5	R: 1 E: 0 K: 1 S: 7	H: 2 LOB: 1 BB: 0 P: 7	R: 0 E: 0 K: 0 S: 3	H: 0 LOB: 1 BB: 1 P: 7	R: 0 E: 0 K: 1 S: 6	H: 1 LOB: 2 BB: 1 P: 10	R: 0 E: 0 K: 0 S: 5	H: 2 LOB: 2 BB: 2 P: 5	R: 0 E: 0 K: 1 S: 5	H: 0 LOB: 0 BB: 0 P: 5	R: 1 E: 1 K: 1 S: 6	H: 0 LOB: 2 BB: 2 P: 14	1B: 5 2B: 2 3B: 1 HR: 0	SF: 0 SAC: 1 DP: 1 HBP: 0	WP: 1 PB: 0 SB: 0 CS: 0	PA: 51
<b>PITCHER</b>	IP WLS BF H R ER SO BB IBB HBP BLK WP HR S P ERA WHIP	George Brunet, L ERA: 4.79 Joe Grzenda, L ERA: 5.79 Horacio Pina, R ERA: 3.0 Darold Knowles, L ERA: 1.52 Jim Hannan, R ERA: 3.53	IP WLS BF H R ER SO BB IBB HBP BLK WP HR S P ERA WHIP	PITCHER	IP WLS BF H R ER SO BB IBB HBP BLK WP HR S P ERA WHIP	George Brunet, L ERA: 4.79 Joe Grzenda, L ERA: 5.79 Horacio Pina, R ERA: 3.0 Darold Knowles, L ERA: 1.52 Jim Hannan, R ERA: 3.53																				

**TOP**

**Baltimore Orioles @ Washington Senators**  
Robert F. Kennedy Memorial Stadium, Washington, DC

Sun Jun 28 1970, 3:33 AM EDT  
Att. 19,043 - Unknown

livebaseballscorecards.com

AB 41  
R 3  
H 7  
RBI 2  
BB 9  
SO 9  
LOB 25

Batter	1	2	3	4	5	6	7	8	9	10	11	12	AB	R	H	RBI	BB	SO	LOB									
Ed Stroud, L OBP: 0.353, SLG: 0.373 (1, 8)													5	1	1	0	1	0	2									
Lee Maye, L OBP: 0.354, SLG: 0.438 Rick Reichardt, R OBP: 0.387, SLG: 0.589 (12, PH) (12, 1)													5	1	3	1	0	0	0									
Frank Howard, R OBP: 0.417, SLG: 0.528 Wayne Comer, R OBP: 0.266, SLG: 0.214 (10, PH) (11, 7)													4	0	2	1	0	1	1									
Mike Epstein, L OBP: 0.365, SLG: 0.449 (1, 3)													4	0	0	0	1	2										
Aurelio Rodriguez, R OBP: 0.311, SLG: 0.456 (1, 5)													5	0	0	0	0	1	4									
Bernie Allen, L OBP: 0.361, SLG: 0.408 Tim Cullen, R OBP: 0.273, SLG: 0.256 (9, PR) (10, 4)													3	0	0	0	1	0	0									
Ed Brinkman, R OBP: 0.339, SLG: 0.308 (1, 6)												5	0	2	0	0	1	0										
Paul Casanova, R OBP: 0.300, SLG: 0.398 (1, 2)													5	0	0	0	0	1	4									
George Brunet, L ERA: 3.12 Joe Grzenda, L ERA: 3.4 Horacio Pina, R ERA: 3.41 Darold Knowles, L ERA: 1.35 Jim Hannan, R ERA: 3.41 (1, 1) (9, PH) (11, 1) (12, 1) (12, 1)												1	0	0	0	0	0	0	0									
<b>Inning Stats</b>	R: 0 E: 0 K: 0 S: 3	H: 1 LOB: 0 BB: 3 P: 3	R: 0 E: 0 K: 0 S: 3	H: 0 LOB: 0 BB: 0 P: 3	R: 0 E: 0 K: 1 S: 9	H: 1 LOB: 1 BB: 0 P: 6	R: 0 E: 0 K: 0 S: 7	H: 0 LOB: 0 BB: 0 P: 7	R: 0 E: 0 K: 0 S: 3	H: 0 LOB: 0 BB: 0 P: 3	R: 0 E: 0 K: 1 S: 4	H: 1 LOB: 1 BB: 0 P: 7	R: 0 E: 0 K: 0 S: 6	H: 3 LOB: 1 BB: 0 P: 6	R: 0 E: 0 K: 0 S: 3	H: 0 LOB: 0 BB: 0 P: 3	R: 0 E: 0 K: 1 S: 7	H: 2 LOB: 3 BB: 1 P: 11	R: 0 E: 0 K: 0 S: 6	H: 1 LOB: 3 BB: 2 P: 14	R: 0 E: 0 K: 0 S: 3	H: 0 LOB: 0 BB: 0 P: 3	R: 2 E: 0 K: 0 S: 2	H: 1 LOB: 0 BB: 1 P: 6	1B: 6 2B: 3 3B: 0 HR: 1	SF: 0 SAC: 0 DP: 1 HBP: 0	WP: 0 PB: 0 SB: 0 CS: 0	PA: 47
<b>PITCHER</b>	IP WLS BF H R ER SO BB IBB HBP BLK WP HR S P ERA WHIP	Ed Stroud, L ERA: 3.12 Lee Maye, L ERA: 3.4 Frank Howard, R ERA: 3.41 Wayne Comer, R ERA: 3.41 Mike Epstein, L ERA: 3.41 Aurelio Rodriguez, R ERA: 3.41 Bernie Allen, L ERA: 3.41 Tim Cullen, R ERA: 3.41 Ed Brinkman, R ERA: 3.41 Paul Casanova, R ERA: 3.41	IP WLS BF H R ER SO BB IBB HBP BLK WP HR S P ERA WHIP	PITCHER	IP WLS BF H R ER SO BB IBB HBP BLK WP HR S P ERA WHIP	Ed Stroud, L ERA: 3.12 Lee Maye, L ERA: 3.4 Frank Howard, R ERA: 3.41 Wayne Comer, R ERA: 3.41 Mike Epstein, L ERA: 3.41 Aurelio Rodriguez, R ERA: 3.41 Bernie Allen, L ERA: 3.41 Tim Cullen, R ERA: 3.41 Ed Brinkman, R ERA: 3.41 Paul Casanova, R ERA: 3.41																						

**BOTTOM**

**Baltimore Orioles @ Washington Senators**  
Robert F. Kennedy Memorial Stadium, Washington, DC

Sun Jun 28 1970, 3:33 AM EDT  
Att. 19,043 - Unknown

livebaseballscorecards.com

AB 43  
R 4  
H 10  
RBI 4  
BB 4  
SO 5  
LOB 15







Batter	1	2	3	4	5	6	7	8	9	AB	R	H	RBI	BB	SO	LOB	TOP								
Ed Stroud, L OBP: 0.348, SLG: 0.366 (1, 8)										4	0	0	0	0	0	0									
Lee Mays, L OBP: 0.358, SLG: 0.447 (1, 9)										4	0	2	0	0	1	0									
Tim Cullen, R OBP: 0.264, SLG: 0.247 (8, 4)										0	0	0	0	0	0	0									
Frank Howard, R OBP: 0.416, SLG: 0.533 (1, 7)										4	0	1	0	0	2	1									
Wayne Comer, R OBP: 0.265, SLG: 0.216 (8, 9)										0	0	0	0	0	0	0									
Mike Epstein, L OBP: 0.357, SLG: 0.434 (1, 3)										3	0	0	0	1	2	0									
Aurelio Rodriguez, R OBP: 0.312, SLG: 0.466 (1, 5)										3	1	0	0	1	2	3									
Bernie Allen, L OBP: 0.397, SLG: 0.410 (1, 4)										2	1	1	0	1	1	0									
Rick Reichardt, R OBP: 0.353, SLG: 0.563 (8, 7)										1	0	0	0	0	0	0									
Ed Brinkman, R OBP: 0.341, SLG: 0.311 (1, 6)										3	1	1	1	0	0	1									
Paul Casanova, R OBP: 0.309, SLG: 0.403 (1, 2)										3	0	1	1	0	0	0									
Dick Bosman, R OBP: 0.143, SLG: 0.143 (1, 1)										2	0	0	0	0	2	0									
Del Unser, L OBP: 0.262, SLG: 0.290 (7, PH)										1	0	0	0	0	0	1									
Darold Knowles, L OBP: 0.100, SLG: 0.100 (7, 1)										0	0	0	0	0	0	0									
<b>Inning Stats</b>	R: 0 E: 0 K: 0 S: 4	H: 2 LOB: 2 BB: 1 P: 8	R: 0 E: 0 K: 1 S: 5	H: 0 LOB: 0 BB: 0 P: 5	R: 0 E: 0 K: 2 S: 7	H: 0 LOB: 0 BB: 0 P: 7	R: 0 E: 0 K: 3 S: 9	H: 0 LOB: 0 BB: 0 P: 9	R: 0 E: 0 K: 0 S: 3	H: 1 LOB: 0 BB: 0 P: 3	R: 0 E: 0 K: 1 S: 5	H: 0 LOB: 0 BB: 0 P: 5	R: 3 E: 0 K: 0 S: 5	H: 2 LOB: 1 BB: 2 P: 13	R: 0 E: 0 K: 1 S: 5	H: 1 LOB: 0 BB: 0 P: 5	R: 0 E: 0 K: 2 S: 7	H: 0 LOB: 0 BB: 0 P: 7	1B: 5 2B: 1 3B: 0 HR: 0	SF: 0 SAC: 0 DP: 2 HBP: 0	WP: 1 PB: 0 SB: 1 CS: 1	PA: 33			
<b>PITCHER</b>	IP	WLS	BF	H	R	ER	SO	BB	IBB	HBP	BLK	WP	HR	S	P	ERA	WHIP								
Sonny Siebert, R ERA: 4.26 (1, 1)	6.2	L	25	4	3	3	7	3	0	0	0	0	0	36	48	4.05	1.050								
Vicente Romo, R ERA: 3.1 (7, 1)	0.1		2	1	0	0	0	0	0	0	0	1	0	2	2	0.00	3.000								
Gary Wagner, R ERA: 2.45 (8, 1)	2.0		6	1	0	0	3	0	0	0	0	0	0	12	12	0.00	0.500								

Washington Senators @ Boston Red Sox  
Fenway Park, Boston, MA  
Tue Jun 30 1970, 7:05 PM EDT  
Att: 19,797 - Unknown

AB 30  
R 3  
H 6  
RBI 2  
BB 3  
SO 10  
LOB 6



Batter	1	2	3	4	5	6	7	8	9	AB	R	H	RBI	BB	SO	LOB	BOTTOM								
Mike Andrews, R OBP: 0.340, SLG: 0.371 (1, 4)										3	0	0	0	1	0	2									
Reggie Smith, S OBP: 0.368, SLG: 0.451 (1, 8)										3	0	0	0	1	0	3									
Carl Yastrzemski, L OBP: 0.430, SLG: 0.538 (1, 3)										3	0	1	0	1	0	3									
Tony Conigliaro, R OBP: 0.360, SLG: 0.500 (1, 9)										3	0	0	0	1	0	2									
Rico Petrocelli, R OBP: 0.291, SLG: 0.440 (1, 6)										4	0	1	0	0	0	1									
George Scott, R OBP: 0.349, SLG: 0.469 (1, 5)										4	1	1	0	0	0	1									
Billy Conigliaro, R OBP: 0.341, SLG: 0.486 (1, 7)										4	0	1	0	0	0	1									
Tom Satriano, L OBP: 0.346, SLG: 0.403 (1, 2)										1	0	0	0	1	0	0									
George Thomas, R OBP: 0.394, SLG: 0.487 (7, PH)										1	0	1	0	0	0	0									
Gary Wagner, R OBP: 1.000, SLG: 1.000 (8, 1)										0	0	0	0	0	0	0									
Dick Schofield, S OBP: 0.278, SLG: 0.195 (9, PH)										1	0	0	0	0	0	0									
Sonny Siebert, R OBP: 0.143, SLG: 0.152 (1, 1)										2	0	1	1	0	0	0									
Vicente Romo, R OBP: 0.154, SLG: 0.333 (7, 1)										0	0	0	0	0	0	0									
Jerry Moses, R OBP: 0.316, SLG: 0.403 (8, 2)										1	0	0	0	1	0	1									
<b>Inning Stats</b>	R: 0 E: 0 K: 0 S: 4	H: 1 LOB: 1 BB: 0 P: 4	R: 1 E: 0 K: 0 S: 5	H: 2 LOB: 3 BB: 2 P: 13	R: 0 E: 0 K: 0 S: 2	H: 0 LOB: 0 BB: 1 P: 6	R: 0 E: 0 K: 0 S: 3	H: 0 LOB: 0 BB: 0 P: 3	R: 0 E: 1 K: 0 S: 3	H: 0 LOB: 0 BB: 0 P: 3	R: 0 E: 0 K: 0 S: 3	H: 1 LOB: 1 BB: 1 P: 7	R: 0 E: 0 K: 0 S: 4	H: 2 LOB: 3 BB: 1 P: 9	R: 0 E: 0 K: 0 S: 3	H: 0 LOB: 0 BB: 0 P: 3	R: 0 E: 0 K: 0 S: 3	H: 0 LOB: 1 BB: 1 P: 7	1B: 4 2B: 2 3B: 0 HR: 0	SF: 0 SAC: 0 DP: 2 HBP: 1	WP: 0 PB: 0 SB: 0 CS: 0	PA: 37			
<b>PITCHER</b>	IP	WLS	BF	H	R	ER	SO	BB	IBB	HBP	BLK	WP	HR	S	P	ERA	WHIP								
Dick Bosman, R ERA: 3.7 (1, 1)	6.0	W	24	4	1	1	0	3	1	0	0	0	0	20	36	1.50	1.167								
Darold Knowles, L ERA: 1.44 (7, 1)	3.0	S	13	2	0	0	0	2	0	1	0	0	0	10	19	0.00	1.333								

Washington Senators @ Boston Red Sox  
Fenway Park, Boston, MA  
Tue Jun 30 1970, 7:05 PM EDT  
Att: 19,797 - Unknown

AB 30  
R 1  
H 6  
RBI 1  
BB 6  
SO 0  
LOB 14







Batter	1	2	3	4	5	6	7	8	9	AB	R	H	RBI	BB	SO	LOB	TOP				
Ed Stroud, L (1, 8) OBP: 0.350, SLG: 0.366	K		WP 1B		G4-6-3		G4-6-3 BB	F9		3	1	1	0	1	1	1	<b>Washington Senators @ Boston Red Sox</b> Fenway Park, Boston, MA Wed Jul 01 1970, 7:05 PM EDT Att: 22,218 - Unknown				
Rick Reichardt, R (8, PH) OBP: 0.351, SLG: 0.558			1B							1	0	0	0	0	0	3					
Jim Hannan, R (8, 1) OBP: 0.375, SLG: 0.286										0	0	0	0	0	0	0					
Joe Grzenda, R (8, 1)										0	0	0	0	0	0	0					
Lee Maye, L (1, 9) OBP: 0.355, SLG: 0.442	3-1				1B					4	0	1	0	0	1	4					
Wayne Comer, R (9, PH) OBP: 0.263, SLG: 0.213			K							1	0	0	0	0	0	0					
Frank Howard, R (1, 7) OBP: 0.416, SLG: 0.531	K		1B							5	0	2	2	0	2	0					
Mike Epstein, L (1, 3) OBP: 0.366, SLG: 0.442			1B		4-3					3	2	2	0	2	0	2					
Aurelio Rodriguez, R (1, 5) OBP: 0.314, SLG: 0.465			1B							5	1	2	1	0	0	3					
Bernie Allen, L (1, 4) OBP: 0.370, SLG: 0.404										2	0	0	0	2	0	1					
Paul Casanova, R (9, PH) OBP: 0.307, SLG: 0.400										1	0	0	0	0	0	1					
Ed Brinkman, R (1, 6) OBP: 0.337, SLG: 0.307					L7					4	0	0	0	0	2	5					
Jim French, L (1, 2) OBP: 0.388, SLG: 0.301										2	0	1	1	2	1	0					
Joe Coleman, R (1, 1) OBP: 0.311, SLG: 0.167										2	1	1	0	0	0	1					
Horacio Pina, R (7, 1)										0	0	0	0	0	0	0					
Del Unser, L (8, PH) OBP: 0.268, SLG: 0.290										0	0	0	1	1	0	0					
Inning Stats	R: 0 E: 0 K: 2 S: 7	H: 0 LOB: 0 BB: 0 P: 7	R: 0 E: 0 K: 0 S: 3	H: 0 LOB: 1 BB: 1 P: 7	R: 2 E: 0 K: 1 S: 8	H: 3 LOB: 2 BB: 1 P: 12	R: 0 E: 0 K: 1 S: 5	H: 0 LOB: 0 BB: 0 P: 5	R: 0 E: 0 K: 0 S: 4	H: 0 LOB: 1 BB: 1 P: 8	R: 0 E: 0 K: 0 S: 2	H: 0 LOB: 1 BB: 2 P: 10	R: 2 E: 0 K: 2 S: 9	H: 2 LOB: 3 BB: 3 P: 21	R: 1 E: 0 K: 0 S: 5	H: 2 LOB: 1 BB: 0 P: 5	1B: 9 2B: 2 3B: 0 HR: 0	SF: 0 SAC: 1 DP: 3 HBP: 0	WP: 1 PB: 0 SB: 0 CS: 1	PA: 42	
PITCHER	IP	WLS	BF	H	R	ER	SO	BB	IBB	HBP	BLK	WP	HR	S	P	ERA	WHIP				
Mike Nagy, R (1, 1) ERA: 4.78	7.1	W	33	7	4	4	6	7	0	0	0	1	0	38	66	4.91	1.909				
Vicente Romo, R (8, 1) ERA: 3.09	0.1		3	1	0	0	1	1	0	0	0	0	0	4	8	0.00	6.000				
Sparky Lyle, L (8, 1) ERA: 5.71	1.1	S	6	2	1	1	0	0	0	0	0	0	0	6	6	6.75	1.500				

Batter	1	2	3	4	5	6	7	8	9	AB	R	H	RBI	BB	SO	LOB	BOTTOM				
Mike Andrews, R (1, 4) OBP: 0.338, SLG: 0.368	K		BB 1B		K			F2		5	0	1	0	0	2	3	<b>Washington Senators @ Boston Red Sox</b> Fenway Park, Boston, MA Wed Jul 01 1970, 7:05 PM EDT Att: 22,218 - Unknown				
Reggie Smith, S (1, 8) OBP: 0.372, SLG: 0.455	L9									4	1	2	0	1	1	2					
Carl Yastrzemski, L (1, 3) OBP: 0.433, SLG: 0.553										4	2	2	2	1	0	2					
Tony Conigliaro, R (1, 9) OBP: 0.358, SLG: 0.495	WP 2B									4	0	1	0	0	0	3					
Rico Petrocelli, R (1, 6) OBP: 0.297, SLG: 0.445										4	1	3	0	0	0	2					
George Scott, R (1, 5) OBP: 0.348, SLG: 0.477										4	1	1	2	0	0	4					
Billy Conigliaro, R (1, 7) OBP: 0.346, SLG: 0.486										4	1	2	0	0	0	1					
Jerry Moses, R (1, 2) OBP: 0.320, SLG: 0.405										4	0	2	0	0	1	1					
Mike Nagy, R (1, 1) OBP: 0.176, SLG: 0.176										3	0	2	1	0	0	1					
Vicente Romo, R (8, 1) OBP: 0.154, SLG: 0.333										0	0	0	0	0	0	0					
Sparky Lyle, L (8, 1)										1	0	0	0	0	1	0					
Inning Stats	R: 1 E: 0 K: 1 S: 6	H: 1 LOB: 0 BB: 0 P: 6	R: 0 E: 0 K: 0 S: 3	H: 1 LOB: 0 BB: 0 P: 3	R: 0 E: 0 K: 2 S: 9	H: 2 LOB: 3 BB: 1 P: 13	R: 1 E: 0 K: 1 S: 8	H: 4 LOB: 2 BB: 0 P: 8	R: 0 E: 0 K: 0 S: 4	H: 1 LOB: 1 BB: 0 P: 4	R: 4 E: 0 K: 0 S: 7	H: 5 LOB: 0 BB: 0 P: 7	R: 0 E: 0 K: 1 S: 6	H: 1 LOB: 1 BB: 0 P: 6	1B: 12 2B: 2 3B: 0 HR: 2	SF: 0 SAC: 0 DP: 3 HBP: 0	WP: 1 PB: 0 SB: 0 CS: 0	PA: 39			
PITCHER	IP	WLS	BF	H	R	ER	SO	BB	IBB	HBP	BLK	WP	HR	S	P	ERA	WHIP				
Joe Coleman, R (1, 1) ERA: 3.95	6.1	L	34	15	6	5	4	2	0	0	0	1	2	40	48	0.00	2.684				
Horacio Pina, R (7, 1) ERA: 2.94	0.2		1	0	0	0	0	0	0	0	0	0	0	1	1	0.00	0.000				
Jim Hannan, R (8, 1) ERA: 3.76	0.2		3	1	0	0	1	0	0	0	0	0	0	5	5	0.00	1.500				
Joe Grzenda, L (8, 1) ERA: 5.74	0.1		1	0	0	0	0	0	0	0	0	0	0	1	1	0.00	0.000				



Batter	1	2	3	4	5	6	7	8	9	AB	R	H	RBI	BB	SO	LOB	TOP			
Ed Brinkman, R (1, 6) OBP: 0.342, SLG: 0.310	L6		1B			2B BB		1B		3	0	2	0	1	0	0	<b>Washington Senators @ Boston Red Sox</b> Fenway Park, Boston, MA Thu Jul 02 1970, 3:33 AM EDT Att: 15,593 - Unknown 			
Wayne Comer, R (1, 8) OBP: 0.252, SLG: 0.204 Jackie Brown, R (8, 1)	F7		P4			F8		F7		4	0	0	0	0	0	3				
Frank Howard, R (1, 7) OBP: 0.417, SLG: 0.534	P4			5-3		1-3 2B		FC5-4 1B		4	0	2	0	0	0	0				
Rick Reichardt, R (1, 9) OBP: 0.341, SLG: 0.538		P4		6-3		K		FC5-4 1B		4	0	0	0	0	1	4				
Aurelio Rodriguez, R (1, 5) OBP: 0.310, SLG: 0.459		6-3		F8		K			6-3	4	0	0	0	0	1	2				
Mike Epstein, L (1, 3) OBP: 0.384, SLG: 0.439					K		1-3		K	4	0	1	0	0	2	0				
Paul Casanova, R (1, 2) OBP: 0.305, SLG: 0.396							P3		P3	4	0	1	0	0	0	1				
Tim Cullen, R (1, 4) OBP: 0.255, SLG: 0.238			L5		4-3		F5			3	0	0	0	0	0	1				
Dick Such, L (1, 1) OBP: 0.167, SLG: 0.152 Jim Hamilton, R (4, 1) OBP: 0.379, SLG: 0.286 Lee Maye, L (5, PH) OBP: 0.252, SLG: 0.439 Jim Shellenback, L (5, 1) OBP: 0.192, SLG: 0.256 Del Unser, L (8, PH) OBP: 0.266, SLG: 0.286									P6	1	0	0	0	0	1	0				
Inning Stats	R: 0 E: 0 K: 0 S: 3	H: 0 LOB: 0 BB: 0 P: 3	R: 0 E: 0 K: 0 S: 4	H: 1 LOB: 1 BB: 0 P: 4	R: 0 E: 0 K: 1 S: 6	H: 1 LOB: 0 BB: 0 P: 6	R: 0 E: 0 K: 0 S: 3	H: 0 LOB: 0 BB: 0 P: 3	R: 0 E: 0 K: 2 S: 8	H: 1 LOB: 1 BB: 0 P: 8	R: 0 E: 0 K: 0 S: 3	H: 0 LOB: 2 BB: 1 P: 3	R: 0 E: 0 K: 0 S: 5	H: 2 LOB: 2 BB: 0 P: 5	R: 0 E: 0 K: 1 S: 5	H: 0 LOB: 0 BB: 0 P: 5		1B: 5 2B: 1 3B: 0 HR: 0	SF: 0 SAC: 0 DP: 0 HBP: 0	WP: 0 PB: 0 CS: 0
PITCHER Gary Peters, L (1, 1) ERA: 4.53	IP: 9.0 WLS: W BF: 34 H: 6 R: 0 ER: 0 SO: 6 BB: 1 IBB: 0 HBP: 0 BLK: 0 WP: 0 HR: 0 S: 45 P: 49 ERA: 0.00 WHIP: 0.778																			

Batter	1	2	3	4	5	6	7	8	9	AB	R	H	RBI	BB	SO	LOB	BOTTOM			
Mike Andrews, R (1, 4) OBP: 0.333, SLG: 0.362	P5	FC5-4		G6-4-3			F9			4	0	0	0	0	0	6	<b>Washington Senators @ Boston Red Sox</b> Fenway Park, Boston, MA Thu Jul 02 1970, 3:33 AM EDT Att: 15,593 - Unknown 			
Reggie Smith, S (1, 8) OBP: 0.371, SLG: 0.450	HR BB		4-3		1-3		K			3	1	0	0	1	1	1				
Carl Yastrzemski, L (1, 3) OBP: 0.433, SLG: 0.564	1-H HR		4-3		F9		FC6-4 1B			4	1	2	3	0	0	0				
Tony Conigliaro, R (1, 9) OBP: 0.356, SLG: 0.491	5-3		4-3		FC6-4 1B		FC6-4			4	0	1	0	0	0	1				
Rico Petrocelli, R (1, 6) OBP: 0.293, SLG: 0.438	F8			P5	FC6-4			K		4	0	0	0	0	1	1				
George Scott, R (1, 5) OBP: 0.350, SLG: 0.474		4-0		HBP BB BB		F9		6-3		2	1	0	0	2	0	0				
Billy Conigliaro, R (1, 7) OBP: 0.351, SLG: 0.509		K		BB HBP BB		F9		HR		3	1	1	1	1	1	1				
Jerry Moses, R (1, 2) OBP: 0.318, SLG: 0.399		FC5-4 1B		1-2 2-3		L4		K		3	0	0	0	0	1	1				
Gary Peters, L (1, 1) OBP: 0.324, SLG: 0.343		FC5-4 1B		1-2 2-3 3-H		F9 1B 2B		3-1		3	1	2	1	1	0	1				
Inning Stats	R: 2 E: 0 K: 0 S: 4	H: 1 LOB: 1 BB: 1 P: 8	R: 0 E: 0 K: 1 S: 6	H: 1 LOB: 2 BB: 1 P: 10	R: 0 E: 0 K: 0 S: 3	H: 0 LOB: 0 BB: 0 P: 3	R: 0 E: 0 K: 0 S: 2	H: 0 LOB: 2 BB: 3 P: 15	R: 0 E: 0 K: 0 S: 4	H: 1 LOB: 1 BB: 0 P: 4	R: 0 E: 0 K: 0 S: 3	H: 0 LOB: 0 BB: 0 P: 3	R: 1 E: 0 K: 1 S: 7	H: 2 LOB: 1 BB: 0 P: 7	R: 1 E: 0 K: 2 S: 9	H: 1 LOB: 1 BB: 0 P: 9		1B: 3 2B: 1 3B: 0 HR: 2	SF: 0 SAC: 0 DP: 1 HBP: 1	WP: 1 PB: 0 CS: 0
PITCHER Dick Such, R (1, 1) ERA: 6.95 Jim Hamman, R (4, 1) ERA: 3.7 Jim Shellenback, L (5, 1) ERA: 4.57 Jackie Brown, R (8, 1) ERA: 9.0	IP: 3.1 WLS: L BF: 18 H: 2 R: 3 ER: 3 SO: 3 BB: 5 IBB: 0 HBP: 1 BLK: 0 WP: 0 HR: 1 S: 14 P: 35 ERA: 8.10 WHIP: 2.100																			



Batter	1	2	3	4	5	6	7	8	9	AB	R	H	RBI	BB	SO	LOB	TOP				
Ed Stroud, L (1, 8) OBP: 0.347, SLG: 0.361	4-0 SH SF7 BB	0-0 G3		0-0 SF8		0-3 K			0-0 4-3	3	1	0	1	1	1	3					
Del Unser, L (1, 7) OBP: 0.259, SLG: 0.279	0-0 SH		0-0 F9	0-0 F9			0-0 F8		0-0 4-3	4	0	0	0	0	0	1					
Lee Mays, L (1, 9) OBP: 0.351, SLG: 0.440	0-3 K		0-0 G3		0-0 E9 2B		0-0 F9			4	0	1	0	0	0	2					
Mike Epstein, L (1, 3) OBP: 0.366, SLG: 0.439	0-0 SF7		0-0 HR	1B	0-0 4-3		4-0 BB			2	1	1	1	1	0	1					
Bernie Allen, L (1, 4) OBP: 0.373, SLG: 0.423	0-0 4-3		0-0 HR	HR	4-0 G5-4-3 IBB		0-0 G3			3	1	1	2	1	0	2					
Tim Cullen, R (7, 4) OBP: 0.255, SLG: 0.238			0-0 HR							0	0	0	0	0	0	0					
Aurelio Rodriguez, R (1, 5) OBP: 0.306, SLG: 0.453		0-0 F8	0-0 P6		0-0 G5-4-3				0-0 4-3	4	0	0	0	0	0	2					
Ed Brinkman, R (1, 6) OBP: 0.344, SLG: 0.313		0-0 BB 1B		0-0 1B SF8 1B		0-0 F8		0-0 F8		4	1	2	0	0	0	0					
Jim French, L (1, 2) OBP: 0.402, SLG: 0.306	4-0 BB 1-2 BB		0-0 FC1-6 1B	0-0 FC1-6 1B		4-0 BB		0-0 4-3		2	0	1	0	2	0	0					
George Brunet, R (1, 1) OBP: 0.214, SLG: 0.333	0-0 P1		0-0 FC1-6	0-0 FC1-6		0-3 K			0-0 F9	3	0	0	0	0	1	5					
Darold Knowles, L (7, 1) OBP: 0.091, SLG: 0.091			0-0 FC1-6	0-0 FC1-6						1	0	0	0	0	0	0					
<b>Inning Stats</b>	R: 1 E: 1 K: 1 S: 6	H: 0 LOB: 1 BB: 1 P: 10	R: 0 E: 0 K: 0 S: 4	H: 1 LOB: 2 BB: 1 P: 8	R: 2 E: 0 K: 0 S: 5	H: 2 LOB: 0 BB: 0 P: 5	R: 1 E: 0 K: 0 S: 5	H: 2 LOB: 1 BB: 0 P: 5	R: 0 E: 1 K: 0 S: 3	H: 1 LOB: 1 BB: 1 P: 7	R: 0 E: 0 K: 0 S: 3	H: 0 LOB: 1 BB: 1 P: 7	R: 0 E: 0 K: 0 S: 3	H: 0 LOB: 0 BB: 0 P: 3	R: 0 E: 0 K: 0 S: 3	H: 0 LOB: 0 BB: 0 P: 3	1B: 4 2B: 1 3B: 0 HR: 1	SF: 2 SAC: 1 DP: 1 HBP: 0	WP: 0 PB: 0 SB: 0 CS: 0	PA: 38	
<b>PITCHER</b>	IP	WLS	BF	H	R	ER	SO	BB	IBB	HBP	BLK	WP	HR	S	P	ERA	WHIP				
Stan Bahnsen, R (1, 1) ERA: 3.11	7.0	L	32	6	4	3	3	4	1	0	0	0	1	33	53	3.86	1.429				
Lindy McDaniel, R (8, 1) ERA: 1.32	2.0		6	0	0	0	0	0	0	0	0	0	0	6	6	0.00	0.000				

Washington Senators @ New York Yankees  
 Yankee Stadium, Bronx, NY  
 Fri Jul 03 1970, 7:05 PM EDT  
 Att: 14,795 - Cloudy - 72 F

AB	30
R	4
H	6
RBI	4
BB	5
SO	3
LOB	16



Batter	1	2	3	4	5	6	7	8	9	AB	R	H	RBI	BB	SO	LOB	BOTTOM					
Horace Clarke, S (1, 4) OBP: 0.295, SLG: 0.324	4-0 F9 E 1B BB		0-0 6-3		0-0 G1-6-3		0-0 1-3		0-0 1B	4	1	1	0	1	0	4						
Bobby Murcer, L (1, 8) OBP: 0.371, SLG: 0.467	0-0 F9		0-0 4-3			0-0 G4-6-3 1B	0-3 K		0-0 1B	5	0	2	0	0	1	4						
Roy White, S (1, 7) OBP: 0.422, SLG: 0.549	0-0 5-3			0-0 6-3		0-0 G4-6-3		0-0 E SF9 1B	0-3 K	5	1	1	0	0	1	4						
Danny Cater, R (1, 5) OBP: 0.346, SLG: 0.424	0-0 BB 1B			0-0 1B		0-0 1B		0-0 E5 SF9 1-3		4	0	3	1	0	0	1						
Thurman Munson, R (1, 2) OBP: 0.370, SLG: 0.354	0-3 K			0-0 F9		0-0 F8		0-0 F2		4	0	0	0	0	1	5						
John Ellis, R (1, 3) OBP: 0.290, SLG: 0.358		0-0 F7		0-0 F7			0-0 HR	0-0 SF9		3	1	1	2	0	0	1						
Ron Woods, R (1, 9) OBP: 0.307, SLG: 0.394		0-0 F9			0-0 P3		0-3 K	0-0 5-3		4	0	0	0	0	1	1						
Curt Blefary, L (9, 9) OBP: 0.315, SLG: 0.263										0	0	0	0	0	0	0						
Gene Michael, S (1, 6) OBP: 0.312, SLG: 0.282		0-0 F8			0-0 1B		0-0 1-3 BB 1B		0-0 4-3	4	0	2	0	0	0	0						
Stan Bahnsen, R (1, 1) OBP: 0.195, SLG: 0.205			0-0 F8				4-0 BB 1-3 BB			2	0	1	0	0	0	0						
Ron Hansen, R (7, PH) OBP: 0.390, SLG: 0.256					0-0 F8				0-0 F8	0	0	0	0	1	0	0						
Jim Lyttle, L (7, PR)					0-0 G1-6-3					0	0	0	0	0	0	0						
Lindy McDaniel, R (8, 1) OBP: 0.154, SLG: 0.154					1-2 1B					0	0	0	0	0	0	0						
Pete Ward, L (9, PH) OBP: 0.286, SLG: 0.361							1-2 BB			1	0	0	0	0	0	0						
<b>Inning Stats</b>	R: 1 E: 1 K: 1 S: 6	H: 1 LOB: 1 BB: 1 P: 10	R: 0 E: 0 K: 0 S: 3	H: 0 LOB: 0 BB: 0 P: 3	R: 0 E: 0 K: 0 S: 3	H: 0 LOB: 0 BB: 0 P: 3	R: 0 E: 0 K: 0 S: 4	H: 1 LOB: 1 BB: 0 P: 4	R: 0 E: 0 K: 0 S: 4	H: 2 LOB: 1 BB: 0 P: 4	R: 0 E: 0 K: 0 S: 4	H: 2 LOB: 1 BB: 0 P: 4	R: 1 E: 0 K: 2 S: 9	H: 2 LOB: 3 BB: 1 P: 13	R: 1 E: 1 K: 0 S: 5	H: 1 LOB: 1 BB: 0 P: 5	R: 0 E: 0 K: 1 S: 7	H: 2 LOB: 2 BB: 0 P: 7	1B: 10 2B: 0 3B: 0 HR: 1	SF: 1 SAC: 0 DP: 2 HBP: 0	WP: 0 PB: 0 SB: 0 CS: 0	PA: 39
<b>PITCHER</b>	IP	WLS	BF	H	R	ER	SO	BB	IBB	HBP	BLK	WP	HR	S	P	ERA	WHIP					
George Brunet, L (1, 1) ERA: 4.55	6.1	W	27	8	2	1	2	2	0	0	0	0	1	29	37	1.42	1.579					
Darold Knowles, L (7, 1) ERA: 1.39	2.2	S	12	3	1	0	2	0	0	0	0	0	0	16	16	0.00	1.125					

Washington Senators @ New York Yankees  
 Yankee Stadium, Bronx, NY  
 Fri Jul 03 1970, 7:05 PM EDT  
 Att: 14,795 - Cloudy - 72 F

AB	36
R	3
H	11
RBI	3
BB	2
SO	4
LOB	20





Batter	1	2	3	4	5	6	7	8	9	AB	R	H	RBI	BB	SO	LOB	TOP								
Ed Brinkman, R (1,6) OBP: 0.346, SLG: 0.313										3	1	1	0	1	0	1	<p>Washington Senators @ New York Yankees Yankee Stadium, Bronx, NY</p> <p>Sat Jul 04 1970, 3:33 AM EDT Att: 22,994 - Overcast - 82 F</p> <p>livebaseballscores.com</p>								
Wayne Comer, R (1,8) OBP: 0.284, SLG: 0.211										2	0	1	0	1	0	0									
Del Unser, L (7,8) OBP: 0.257, SLG: 0.277										1	0	0	0	0	0	0									
Frank Howard, R (1,9) OBP: 0.415, SLG: 0.530										2	0	0	1	1	0	1									
Rick Reichardt, R (1,7) OBP: 0.333, SLG: 0.525										3	0	0	0	0	1	3									
Lee Maye, L (8,PH) OBP: 0.349, SLG: 0.438										1	0	0	0	0	0	0									
Aurelio Rodriguez, R (1,5) OBP: 0.302, SLG: 0.447										4	0	0	0	0	1	2									
Mike Epstein, L (1,3) OBP: 0.381, SLG: 0.432										4	0	0	0	0	0	1									
Paul Casanova, R (1,2) OBP: 0.310, SLG: 0.394										3	0	1	0	1	0	0									
Tim Cullen, R (1,4) OBP: 0.258, SLG: 0.241										3	0	1	0	0	1	2									
Casey Cox, R (1,1) OBP: 0.206, SLG: 0.182										3	1	1	0	0	2	2									
Joe Grzenda, R (7,1)										0	0	0	0	0	0	0									
<b>Inning Stats</b>	R: 1 E: 0 K: 0 S: 3	H: 1 LOB: 0 BB: 1 P: 7	R: 0 E: 0 K: 1 S: 5	H: 0 LOB: 1 BB: 1 P: 9	R: 1 E: 0 K: 2 S: 9	H: 2 LOB: 2 BB: 1 P: 13	R: 0 E: 0 K: 1 S: 6	H: 1 LOB: 1 BB: 0 P: 6	R: 0 E: 0 K: 0 S: 3	H: 0 LOB: 1 BB: 1 P: 7	R: 0 E: 0 K: 0 S: 3	H: 0 LOB: 0 BB: 0 P: 3	R: 0 E: 0 K: 1 S: 5	H: 1 LOB: 0 BB: 0 P: 5	R: 0 E: 0 K: 0 S: 3	H: 0 LOB: 0 BB: 0 P: 3	R: 0 E: 1 K: 0 S: 3	H: 0 LOB: 0 BB: 0 P: 3	1B: 5 2B: 0 3B: 0 HR: 0	SF: 1 SAC: 0 DP: 2 HBP: 0	WP: 0 PB: 0 SB: 0 CS: 1	PA: 34			
<b>PITCHER</b>	IP	WLS	BF	H	R	ER	SO	BB	IBB	HBP	BLK	WP	HR	S	P	ERA	WHIP								
John Cumberland, L (1,1) ERA: 3.44	2.0		11	3	2	2	1	3	0	0	1	0	0	10	22	9.00	3.000								
Ron Klimkowski, R (3,1) ERA: 2.77	5.0	W	17	2	0	0	4	1	0	0	0	0	0	24	28	0.00	0.600								
Jack Aker, R (8,1) ERA: 2.03	2.0	S	6	0	0	0	0	0	0	0	0	0	0	6	6	0.00	0.000								

Batter	1	2	3	4	5	6	7	8	9	AB	R	H	RBI	BB	SO	LOB	BOTTOM								
Horace Clarke, S (1,4) OBP: 0.292, SLG: 0.320										4	0	0	0	0	0	2	<p>Washington Senators @ New York Yankees Yankee Stadium, Bronx, NY</p> <p>Sat Jul 04 1970, 3:33 AM EDT Att: 22,994 - Overcast - 82 F</p> <p>livebaseballscores.com</p>								
Jerry Kenney, L (1,5) OBP: 0.292, SLG: 0.324										4	1	1	0	0	0	0									
Bobby Murcer, L (1,8) OBP: 0.367, SLG: 0.461										4	0	0	0	0	1	1									
Roy White, S (1,7) OBP: 0.417, SLG: 0.542										4	0	0	0	0	1	1									
Danny Cater, R (1,3) OBP: 0.349, SLG: 0.427										3	1	2	1	0	0	0									
Curt Blefary, L (1,9) OBP: 0.315, SLG: 0.271										3	1	1	0	0	0	1									
Jim Lyttle, L (8,9)										0	0	0	0	0	0	0									
Jake Gibbs, L (1,2) OBP: 0.360, SLG: 0.476										2	1	2	2	1	0	0									
Gene Michael, S (1,6) OBP: 0.308, SLG: 0.278										3	0	0	0	0	1	3									
John Cumberland, R (1,1) OBP: 0.071, SLG: 0.071										0	0	0	0	0	0	0									
Ron Klimkowski, R (3,1)										0	0	0	0	0	0	0									
Thurman Munson, R (7,PH) OBP: 0.369, SLG: 0.354										0	0	0	1	0	0	0									
Jack Aker, R (8,1) OBP: 0.100, SLG: 0.100										0	0	0	0	0	0	0									
<b>Inning Stats</b>	R: 0 E: 0 K: 0 S: 3	H: 0 LOB: 0 BB: 0 P: 3	R: 0 E: 0 K: 0 S: 3	H: 0 LOB: 0 BB: 0 P: 3	R: 0 E: 0 K: 0 S: 4	H: 1 LOB: 1 BB: 0 P: 4	R: 1 E: 0 K: 2 S: 9	H: 2 LOB: 1 BB: 0 P: 9	R: 0 E: 0 K: 1 S: 5	H: 0 LOB: 1 BB: 1 P: 9	R: 0 E: 0 K: 0 S: 3	H: 0 LOB: 0 BB: 0 P: 3	R: 3 E: 0 K: 0 S: 6	H: 3 LOB: 0 BB: 0 P: 6	R: 0 E: 0 K: 0 S: 3	H: 0 LOB: 0 BB: 0 P: 3	R: 0 E: 0 K: 0 S: 3	H: 0 LOB: 0 BB: 0 P: 3	1B: 4 2B: 1 3B: 1 HR: 0	SF: 1 SAC: 2 DP: 0 HBP: 0	WP: 0 PB: 0 SB: 1 CS: 0	PA: 31			
<b>PITCHER</b>	IP	WLS	BF	H	R	ER	SO	BB	IBB	HBP	BLK	WP	HR	S	P	ERA	WHIP								
Casey Cox, R (1,1) ERA: 4.5	6.0	L	25	6	4	4	3	1	0	0	0	0	0	30	34	6.00	1.167								
Joe Grzenda, L (7,1) ERA: 5.48	2.0		6	0	0	0	0	0	0	0	0	0	0	6	6	0.00	0.000								



Batter	1	2	3	4	5	6	7	8	9	AB	R	H	RBI	BB	SO	LOB	TOP										
Ed Stroud, L (1,8) OBP: 0.344, SLG: 0.355	6-3		K		3-1			6-3	1B 1B	4	1	0	0	1	1	3	<b>Washington Senators @ New York Yankees</b> Yankee Stadium, Bronx, NY Sun Jul 05 1970, 3:33 AM EDT Overcast - 77 F <a href="http://livebaseballscorecards.com">livebaseballscorecards.com</a>										
Ed Brinkman, R (1,6) OBP: 0.346, SLG: 0.317	6-3		E6 1B		F8			1B 2B	1B 1B	5	1	2	1	0	0	3											
Frank Howard, R (1,3) OBP: 0.417, SLG: 0.530	5-3		1B		5-3			1B IBB	1B	4	0	2	4	1	0	0											
Rick Reichardt, R (1,7) OBP: 0.331, SLG: 0.516			K		K			1B FC6-4	K	4	0	1	1	0	3	2											
Del Unser, L (8, PR) OBP: 0.295, SLG: 0.275			K		K			1B FC6-4	K	1	0	0	0	0	1	2											
Aurelio Rodriguez, R (1,5) OBP: 0.298, SLG: 0.440	P3				5-3			FC6-4 1B	F9	5	0	0	0	0	0	4											
Paul Casanova, R (1,2) OBP: 0.309, SLG: 0.390	6-3				F3			1B 2B	1B	4	1	1	0	0	0	0											
Tom Grieve, R (1,9) Lee Mays, L (9, PH) OBP: 0.352, SLG: 0.447			6-3		5-3			1B SH2-4	2B	3	0	0	0	0	0	0											
Tim Cullen, R (1,4) OBP: 0.277, SLG: 0.256			E 1B		3-1 SH2-4			1B SH2-4	1B	3	2	2	1	1	0	0											
Dick Bosman, R (1,1) OBP: 0.167, SLG: 0.167			1B		SH2-4			G3	SH2-4	1	1	1	0	0	0	0											
Mike Epstein, L (8, PH) OBP: 0.359, SLG: 0.430			1B							1	0	0	0	0	0	0											
Darold Knowles, L (8,1) OBP: 0.091, SLG: 0.091			1B							0	0	0	0	0	0	0											
<b>Inning Stats</b>	R: 0 E: 0 K: 0 S: 3	H: 0 LOB: 0 BB: 0 P: 3	R: 0 E: 0 K: 1 S: 5	H: 0 LOB: 0 BB: 0 P: 5	R: 2 E: 1 K: 2 S: 10	H: 2 LOB: 2 BB: 1 P: 14	R: 0 E: 0 K: 0 S: 3	H: 0 LOB: 0 BB: 0 P: 3	R: 0 E: 0 K: 0 S: 4	H: 1 LOB: 1 BB: 0 P: 4	R: 0 E: 0 K: 1 S: 5	H: 0 LOB: 0 BB: 0 P: 5	R: 0 E: 0 K: 0 S: 3	H: 0 LOB: 0 BB: 0 P: 3	R: 1 E: 0 K: 0 S: 5	H: 2 LOB: 2 BB: 1 P: 9	R: 4 E: 0 K: 1 S: 10	H: 5 LOB: 2 BB: 1 P: 14	1B: 8 2B: 2 3B: 0 HR: 0	SF: 0 SAC: 2 DP: 0 HBP: 0	WP: 0 PB: 0 CS: 0	PA: 41					
<b>PITCHER</b>	IP	WLS	BF	H	R	ER	SO	BB	IBB	HBP	BLK	WP	HR	S	P	ERA	WHIP										
Fritz Peterson, L (1,1) ERA: 3.54	7.2	L	31	5	3	1	4	1	1	0	0	0	0	37	45	1.17	0.783										
Jack Aker, R (8,1) ERA: 2.89	0.2		8	5	4	4	0	0	1	0	0	0	0	7	11	54.00	7.500										
Steve Hamilton, L (9,1) ERA: 2.27	0.2		2	0	0	0	1	0	0	0	0	0	0	4	4	0.00	0.000										

Batter	1	2	3	4	5	6	7	8	9	AB	R	H	RBI	BB	SO	LOB	BOTTOM										
Horace Clarke, S (1,4) OBP: 0.294, SLG: 0.322	WP 1B		F7					P4		4	1	2	0	0	0	0	<b>Washington Senators @ New York Yankees</b> Yankee Stadium, Bronx, NY Sun Jul 05 1970, 3:33 AM EDT Overcast - 77 F <a href="http://livebaseballscorecards.com">livebaseballscorecards.com</a>										
Jerry Kenney, L (1,5) OBP: 0.300, SLG: 0.327	1B				2-3 BB			1B BB		1	0	1	1	2	0	0											
Ron Hansen, R (8, PH) OBP: 0.400, SLG: 0.273	FC4-6 1B				BB			FC4-6 1B		1	0	1	0	0	0	0											
Bobby Murcer, L (1,8) OBP: 0.366, SLG: 0.458	FC4-6 CS				F9			FC4-6		4	0	1	0	0	0	3											
Roy White, S (1,7) OBP: 0.412, SLG: 0.535	3-1				2-3			L8		4	0	0	0	0	1	5											
Danny Cater, R (1,3) OBP: 0.345, SLG: 0.421			L7		4-3			1-3		4	0	0	0	0	0	3											
Curt Blefary, L (1,9) OBP: 0.311, SLG: 0.266			F8					3-1		3	0	0	0	0	0	0											
Thurman Munson, R (9, PH) OBP: 0.371, SLG: 0.361					F7			2B		1	1	1	0	0	0	0											
Jake Gibbs, L (1,2) OBP: 0.340, SLG: 0.444			4-3					6-3		3	0	0	0	0	0	0											
John Ellis, R (9, PH) OBP: 0.298, SLG: 0.378					6-3			4-3		1	0	1	1	0	0	0											
Gene Michael, S (1,6) OBP: 0.311, SLG: 0.291			G3					5-3		3	1	1	1	1	0	1											
Fritz Peterson, S (1,1) OBP: 0.234, SLG: 0.370			G3					6-3		3	0	0	0	0	0	1											
Jack Aker, R (8,1) OBP: 0.100, SLG: 0.100					F8			F9		0	0	0	0	0	0	0											
Steve Hamilton, L (9,1) OBP: 0.091, SLG: 0.091										0	0	0	0	0	0	0											
Bobby Mitchell, R (9, PH) OBP: 0.091, SLG: 0.091										1	0	0	0	0	0	1											
<b>Inning Stats</b>	R: 1 E: 0 K: 0 S: 4	H: 2 LOB: 0 BB: 0 P: 4	R: 0 E: 0 K: 0 S: 3	H: 0 LOB: 0 BB: 0 P: 3	R: 0 E: 0 K: 0 S: 3	H: 0 LOB: 0 BB: 0 P: 3	R: 0 E: 0 K: 0 S: 3	H: 0 LOB: 1 BB: 1 P: 7	R: 0 E: 0 K: 0 S: 4	H: 2 LOB: 2 BB: 1 P: 8	R: 1 E: 0 K: 0 S: 4	H: 1 LOB: 0 BB: 0 P: 4	R: 0 E: 0 K: 1 S: 6	H: 1 LOB: 1 BB: 0 P: 6	R: 1 E: 0 K: 0 S: 5	H: 2 LOB: 1 BB: 0 P: 5	1B: 5 2B: 2 3B: 0 HR: 1	SF: 0 SAC: 0 DP: 0 HBP: 0	WP: 1 PB: 0 CS: 2	PA: 36							
<b>PITCHER</b>	IP	WLS	BF	H	R	ER	SO	BB	IBB	HBP	BLK	WP	HR	S	P	ERA	WHIP										
Dick Bosman, R (1,1) ERA: 3.63	7.0	W	27	5	2	2	0	3	0	0	0	0	0	24	36	2.57	1.143										
Darold Knowles, L (8,1) ERA: 1.49	2.0	S	9	3	1	1	1	0	0	0	0	0	0	11	11	4.50	1.500										



Batter	1	2	3	4	5	6	7	8	9	AB R H RBI BB SO LOB	TOP											
Ed Stroud, L (1,8) OBP: 0.345, SLG: 0.354	4-0 HR BB	0-0 E5 1B 1B	0-0 4-3		0-0 P5			0-3 K		4 2 1 0 1 1 0	<p>Washington Senators @ New York Yankees</p> <p>Yankee Stadium, Bronx, NY</p> <p>Sun Jul 05 1970, 3:38 AM EDT</p> <p>Att: 23,243 - Overcast - 78 F</p>											
Del Unser, L (1,7) OBP: 0.260, SLG: 0.301	0-0 HR	0-0 FC3-6 1B 1B	0-0 F9			0-0 E5 1B		0-3 K		5 2 2 2 0 1 0												
Bernie Allen, L (1,5) OBP: 0.379, SLG: 0.431	4-0 HBP BB	0-0 FC3-6 1B		0-0 F7 1B 2B		0-0 F5		0-0 F9		4 1 2 2 1 0 1												
Mike Epstein, L (1,3) OBP: 0.360, SLG: 0.428 Frank Howard, R (2,3) OBP: 0.420, SLG: 0.531	1-0 HBP	0-3 K		0-0 F7		0-0 1B		0-0 WP 1B		1 0 0 0 0 1 2 3 0 2 0 0 0 1												
Lee Maye, L (1,9) OBP: 0.343, SLG: 0.434	0-3 K	0-0 FC3-6 1B		0-0 1-3		0-3 K		0-0 2-3		5 0 0 0 0 2 8												
Ed Brinkman, R (1,6) OBP: 0.350, SLG: 0.320	0-0 F9	0-0 BB 1B		0-0 1B		0-0 5-3		4-0 BB		4 0 2 2 1 0 4												
Jim French, L (1,2) OBP: 0.393, SLG: 0.292	0-0 F3	0-0 BB		0-0 4-3		0-0 6-3		0-3 K		4 0 0 0 1 1 5												
Tim Cullen, R (1,4) OBP: 0.274, SLG: 0.245		0-0 BB		0-0 5-3		0-0 F7		0-0 F3		4 1 0 0 1 0 5												
Jim Shellenback, L (1,1) OBP: 0.083, SLG: 0.167 Darold Knowles, L (9,1) OBP: 0.091, SLG: 0.091		0-0 FC2 1B	0-3 K		0-3 K		0-0 F6			4 1 0 0 0 2 1 0 0 0 0 0 0 0												
<b>Inning Stats</b>	R: 2 E: 0 K: 1 S: 6	H: 1 LOB: 2 BB: 2 P: 15	R: 4 E: 2 K: 1 S: 10	H: 4 LOB: 3 BB: 2 P: 18	R: 0 E: 0 K: 1 S: 5	H: 0 LOB: 0 BB: 0 P: 5	R: 1 E: 0 K: 0 S: 5	H: 2 LOB: 1 BB: 0 P: 5	R: 0 E: 0 K: 1 S: 5	H: 0 LOB: 0 BB: 0 P: 5		R: 0 E: 1 K: 2 S: 7	H: 1 LOB: 2 BB: 0 P: 7	R: 0 E: 0 K: 0 S: 3	H: 0 LOB: 0 BB: 0 P: 3	R: 0 E: 0 K: 2 S: 7	H: 0 LOB: 0 BB: 0 P: 7	R: 0 E: 0 K: 1 S: 6	H: 1 LOB: 2 BB: 1 P: 10	1B: 7 2B: 1 3B: 0 HR: 1	SF: 0 SAC: 0 DP: 0 HBP: 1	WP: 1 PB: 0 SB: 0 CS: 0
<b>PITCHER</b>	IP WLS BF H R ER SO BB IBB HBP BLK WP HR S P ERA WHIP											IP WLS BF H R ER SO BB IBB HBP BLK WP HR S P ERA WHIP										
Gary Waslewski, R (1,1) ERA: 4.58	0.0 L 4 1 2 2 0 2 0 0 0 0 0 1 1 10 ∞ ∞																					
John Cumberland, L (1,1) ERA: 3.55	1.2 11 4 4 2 2 1 0 0 0 0 0 0 14 18 10.80 3.000																					
Mike Kekich, L (2,1) ERA: 6.54	5.1 21 3 1 1 2 3 1 0 0 0 0 0 0 26 30 1.69 0.750																					
Steve Hamilton, L (8,1) ERA: 2.14	2.0 8 1 0 0 3 1 0 0 0 0 1 0 13 17 0.00 1.000																					

Batter	1	2	3	4	5	6	7	8	9	AB R H RBI BB SO LOB	BOTTOM									
Bobby Mitchell, R (1,9) OBP: 0.366, SLG: 0.454	0-0 5-3		0-0 FC5-4		0-0 F9		0-0 F3		0-0 FC5 BB	5 0 0 1 0 0 4	<p>Washington Senators @ New York Yankees</p> <p>Yankee Stadium, Bronx, NY</p> <p>Sun Jul 05 1970, 3:38 AM EDT</p> <p>Att: 23,243 - Overcast - 78 F</p>									
Bobby Murcer, L (1,8) OBP: 0.366, SLG: 0.454	4-0 1B BB		0-3 K		0-3 K		0-3 K		4-0 BB	3 0 0 0 2 3 1										
Roy White, S (1,7) OBP: 0.409, SLG: 0.529	0-0 G6-4-3 1B			0-0 F9		0-0 L8		0-0 L9	0-3 K	5 0 1 0 0 1 3										
Danny Cater, R (1,5) OBP: 0.347, SLG: 0.422	0-0 G6-4-3			0-0 BB 1B		0-0 5-3		0-0 1B		4 1 2 0 0 0 2										
Thurman Munson, R (1,2) OBP: 0.373, SLG: 0.358		0-0 5-3		4-0 BB 1B		4-0 BB		0-0 6-3		2 1 0 0 2 0 1										
John Ellis, R (1,3) OBP: 0.296, SLG: 0.372		0-3 K		0-3 K		0-0 F7		0-0 1B E FC5 1B		4 1 1 0 0 2 3										
Ron Hansen, R (1,4) OBP: 0.391, SLG: 0.292		0-0 5-3		0-0 1B 2B		0-0 5-3		0-0 E1 FC5 1B		4 0 1 2 0 0 1										
Gene Michael, S (1,6) OBP: 0.314, SLG: 0.291			0-3 K		0-0 F7		4-0 BB	0-0 BB FC5 1B		3 0 1 0 1 1 1										
Gary Waslewski, R (1,1) John Cumberland, R (1,1) Mike Kekich, L (2,1) Curt Blefary, L (7,PH) Steve Hamilton, L (8,PH) Horace Clarke, S (9,PH)			4-0 FC5-4 BB		0-0 1-3		0-0 L3		0-0 F7	0 0 0 0 0 0 0 0 0 0 0 0 0 0 1 0 0 0 0 1 0 1 0 0 0 0 0 1 0 0 0 0 0 0 0 1 0 0 0 0 0 3										
<b>Inning Stats</b>	R: 0 E: 0 K: 0 S: 3	H: 1 LOB: 1 BB: 1 P: 7	R: 0 E: 0 K: 1 S: 5	H: 0 LOB: 0 BB: 0 P: 5	R: 0 E: 0 K: 2 S: 7	H: 0 LOB: 1 BB: 1 P: 11	R: 2 E: 0 K: 1 S: 7	H: 2 LOB: 1 BB: 1 P: 11	R: 0 E: 0 K: 1 S: 5	H: 0 LOB: 0 BB: 0 P: 5		R: 0 E: 0 K: 0 S: 3	H: 0 LOB: 1 BB: 1 P: 7	R: 0 E: 0 K: 1 S: 6	H: 0 LOB: 1 BB: 0 P: 6	R: 0 E: 1 K: 1 S: 8	H: 2 LOB: 3 BB: 1 P: 12	1B: 5 2B: 1 3B: 0 HR: 0	SF: 0 SAC: 0 DP: 1 HBP: 0	WP: 0 PB: 0 SB: 0 CS: 0
<b>PITCHER</b>	IP WLS BF H R ER SO BB IBB HBP BLK WP HR S P ERA WHIP											IP WLS BF H R ER SO BB IBB HBP BLK WP HR S P ERA WHIP								
Jim Shellenback, L (1,1) ERA: 4.22	8.0 W 35 6 3 2 6 5 0 0 0 0 0 0 5 42 62 2.25 1.375																			
Darold Knowles, L (9,1) ERA: 1.46	1.0 S 4 0 0 0 1 1 0 0 0 0 0 0 5 9 0.00 1.000																			







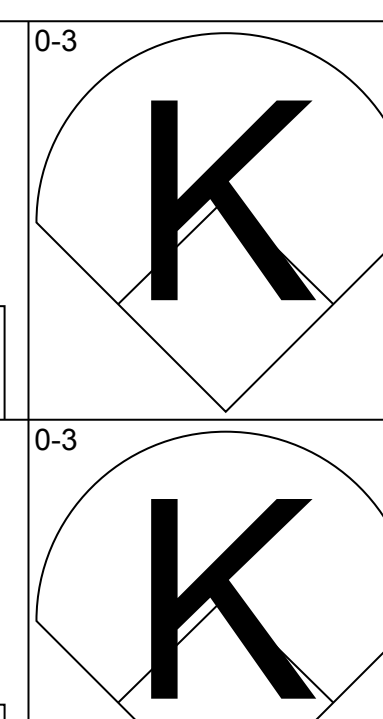
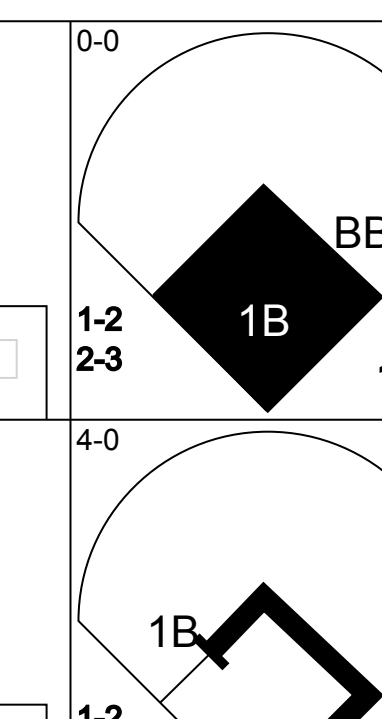
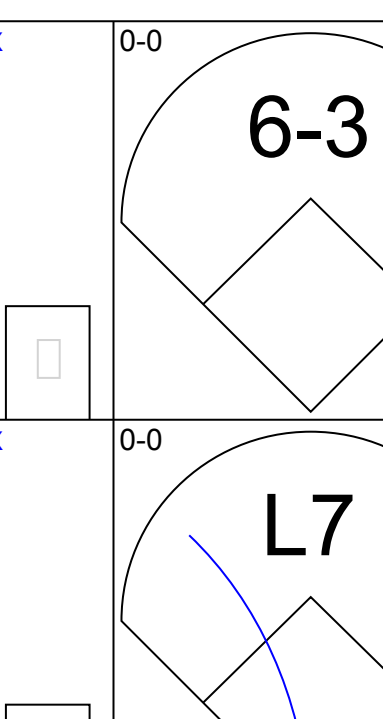
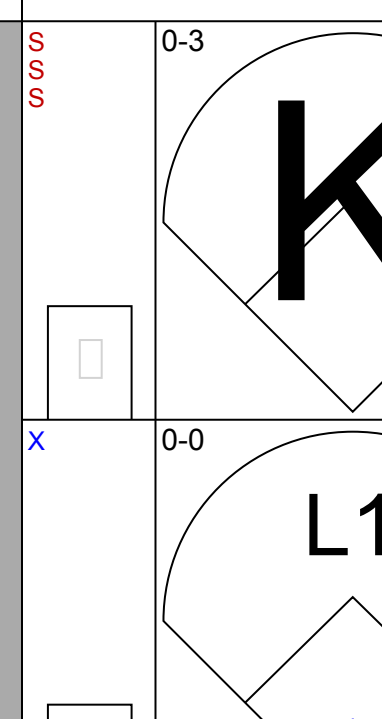
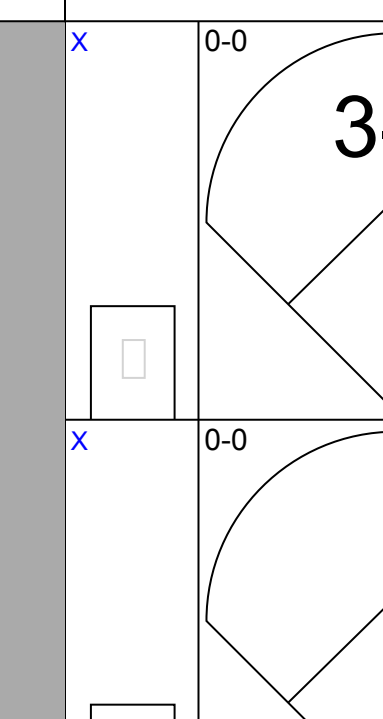
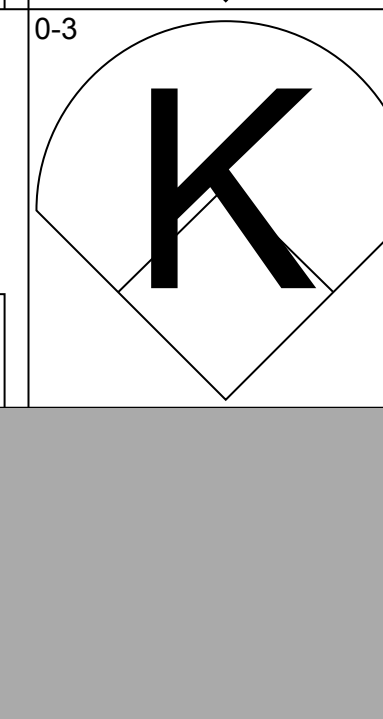
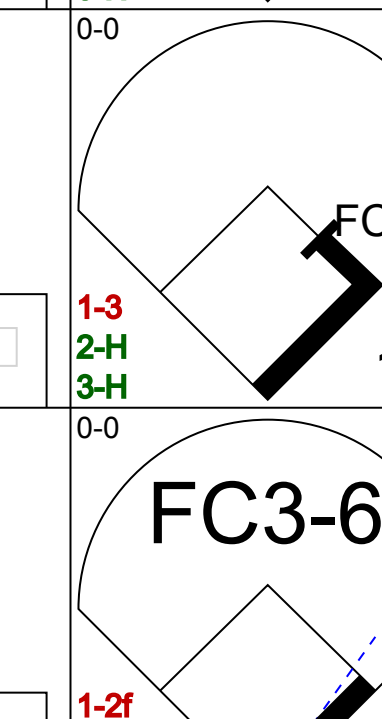


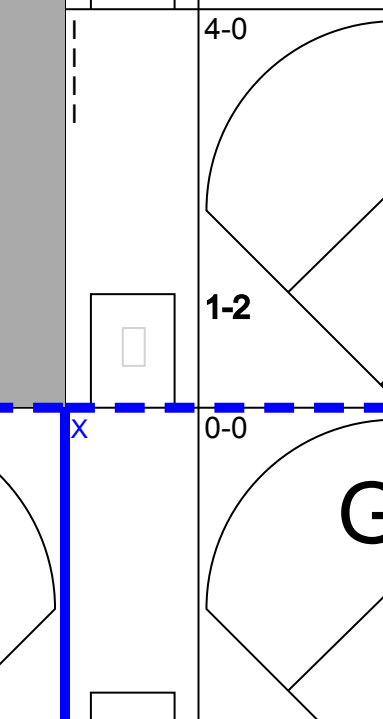

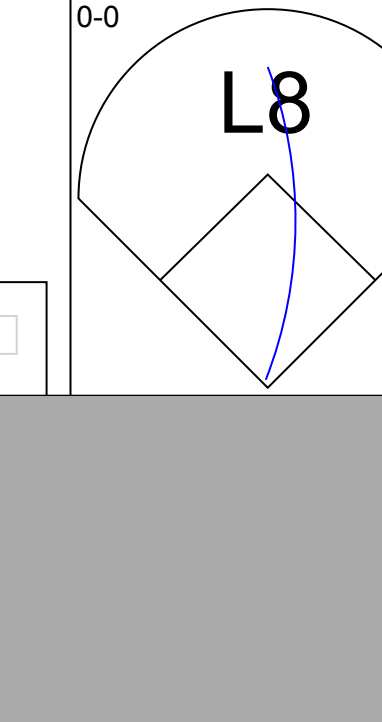


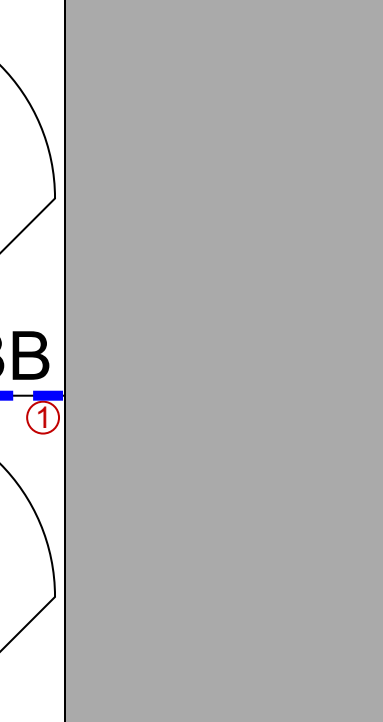
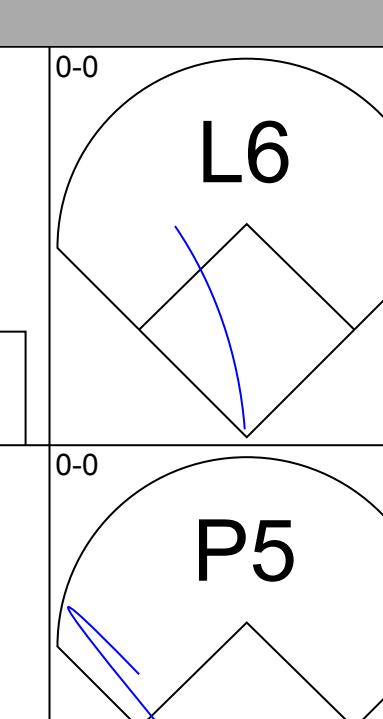
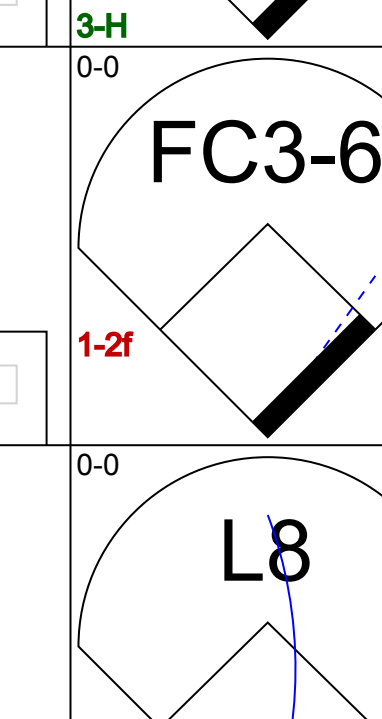

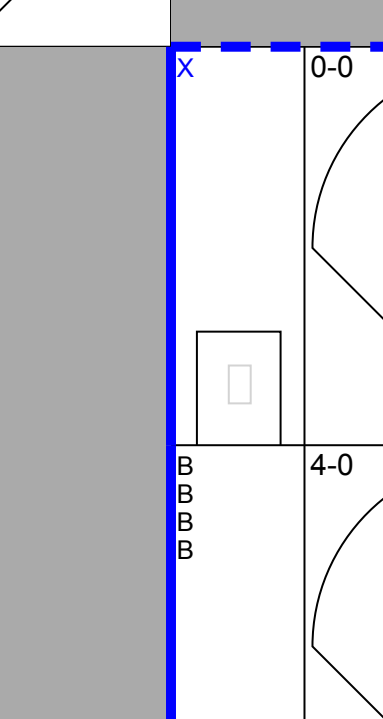
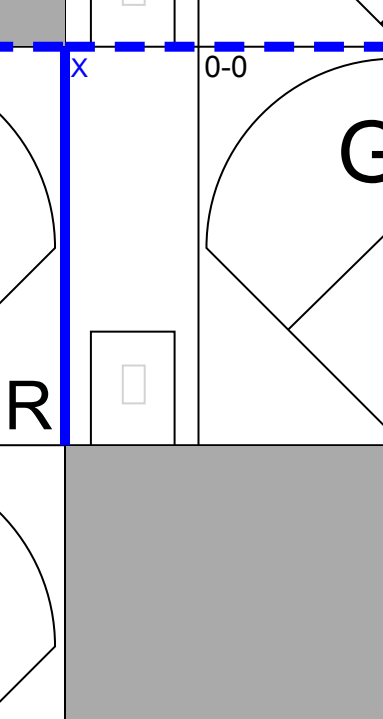
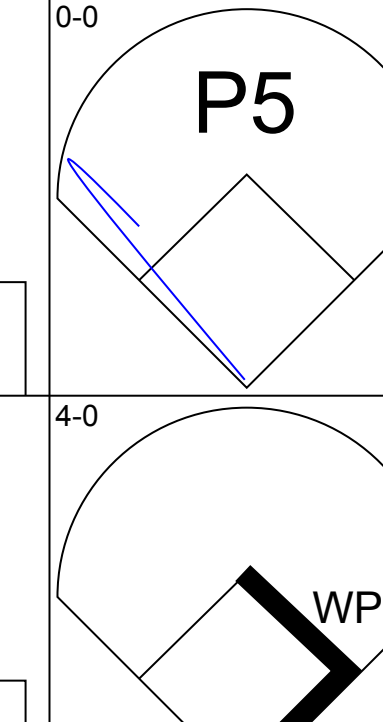
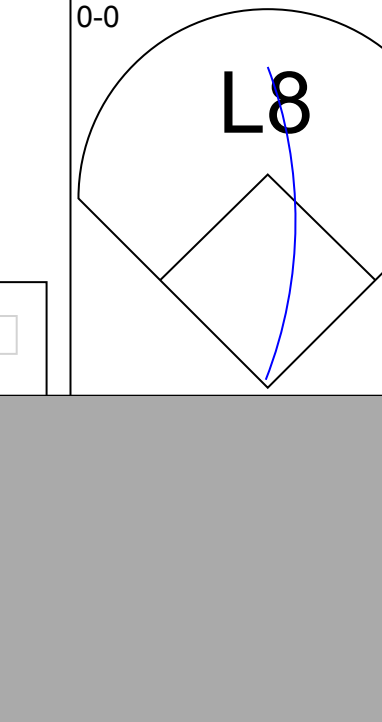

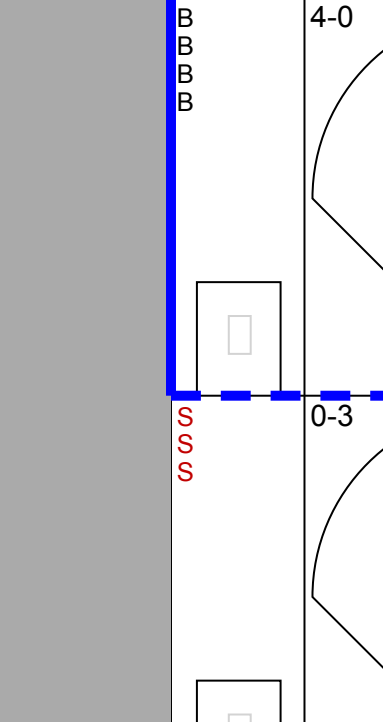
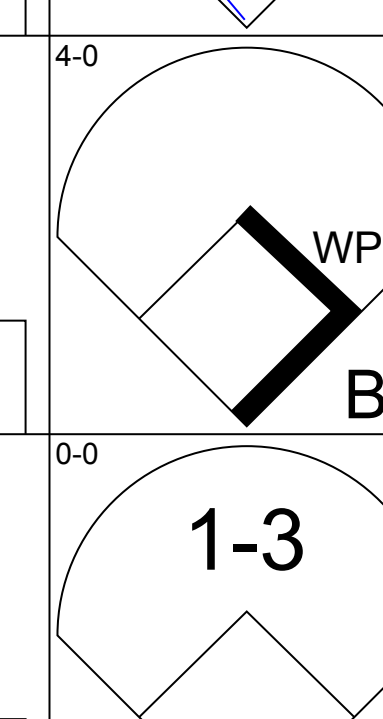
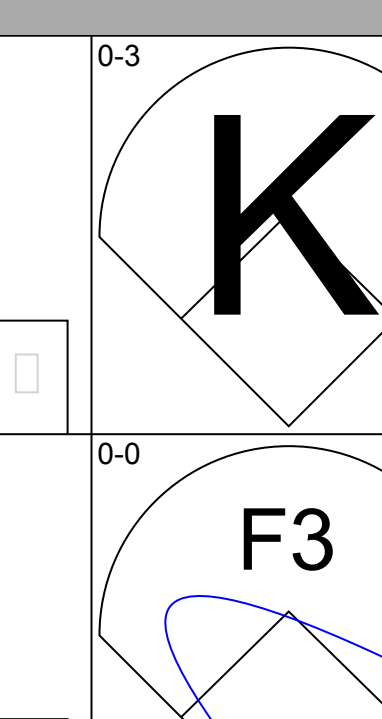


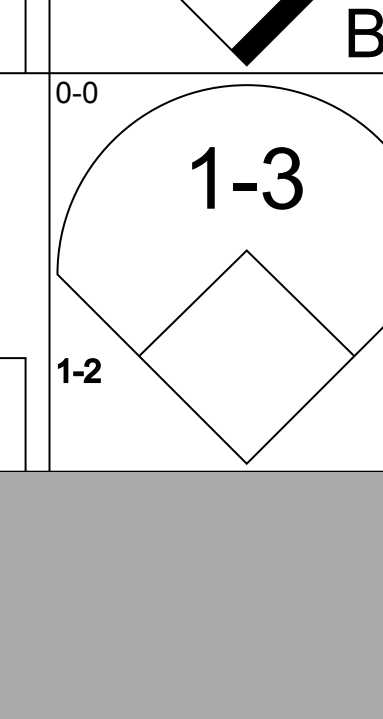
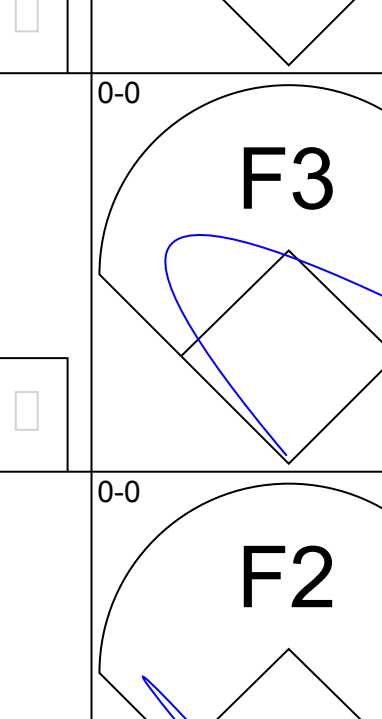


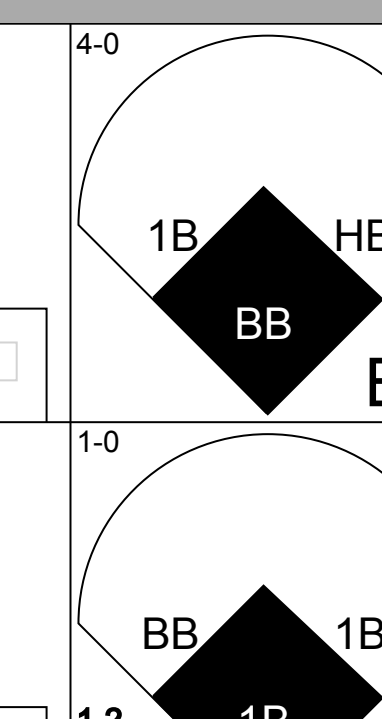
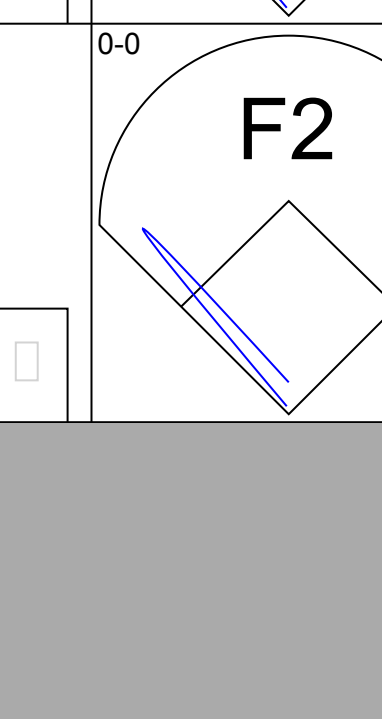
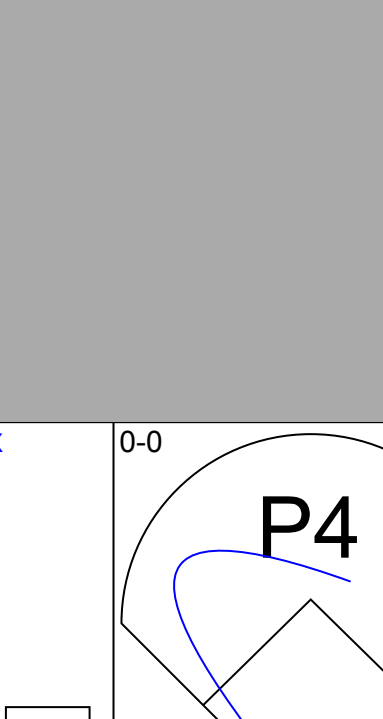

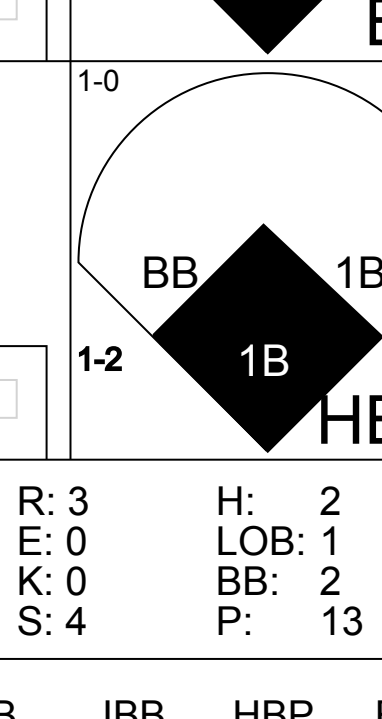
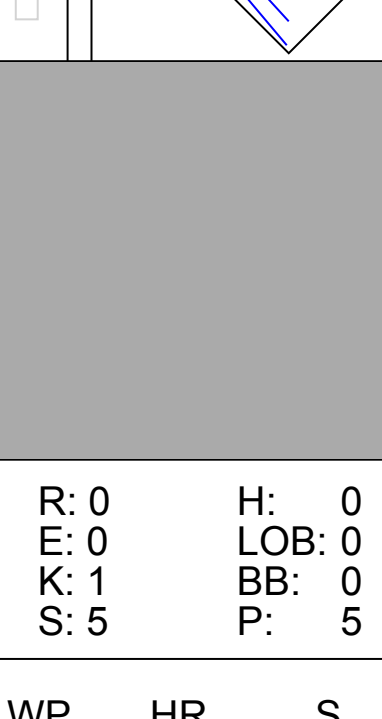
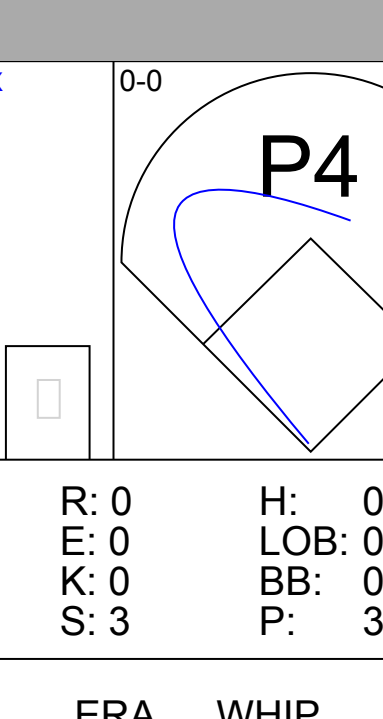
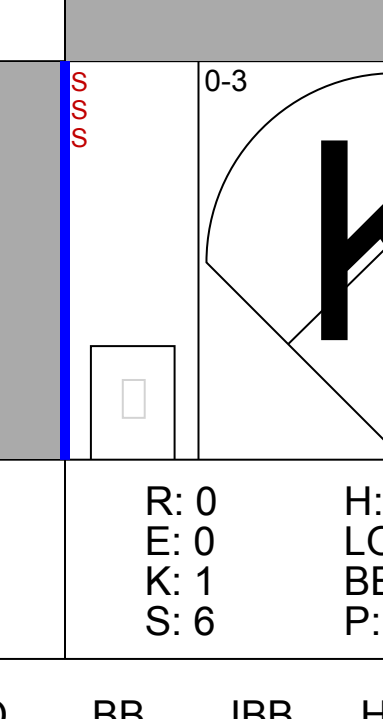
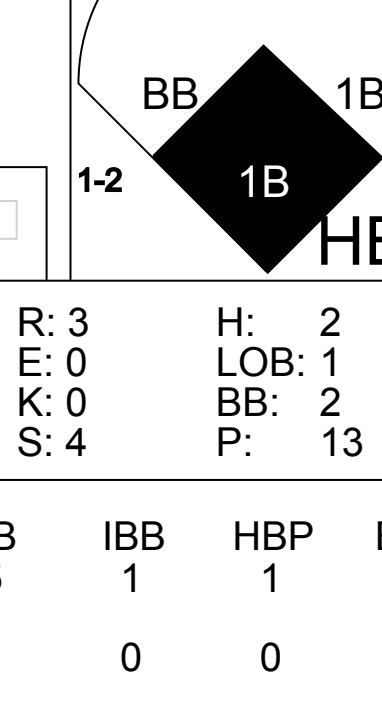
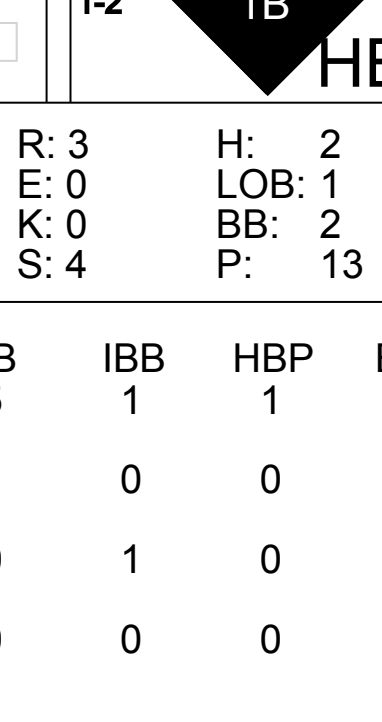
Batter	1	2	3	4	5	6	7	8	9	AB	R	H	RBI	BB	SO	LOB	TOP								
Ed Brinkman, R (1,6) OBP: 0.357, SLG: 0.326	6-3		BB 1B	CS BB			1B		1-2 1B	4	1	3	0	1	0	0	Washington Senators @ Cleveland Indians Cleveland Municipal Stadium, Cleveland, OH Tue Jul 07 1970, 7:05 PM EDT Unknown <a href="http://livebaseballscorecards.com">livebaseballscorecards.com</a>								
Tom Grievs, R (1,7) OBP: 0.364, SLG: 0.300	K		BB 1B	CS			P6		G3	2	1	1	0	0	1	0									
Lee Mays, L (7, PH) OBP: 0.341, SLG: 0.431	K		BB	CS			P6		G3	1	0	0	0	0	0	1									
Jackie Brown, R (7, 1)	K		BB	CS			P6		G3	0	0	0	0	0	0	0									
Mike Epstein, L (9, PH) OBP: 0.358, SLG: 0.424	K		1-2 1B	CS			G5-4-3 HBP		G3	1	0	0	0	0	0	2									
Frank Howard, R (1,3) OBP: 0.429, SLG: 0.543	HR		1-2 2-3 BB				P6		P6	3	1	1	1	1	0	2									
Rick Reichardt, R (1,9) OBP: 0.331, SLG: 0.511	2B		P3				F9		F9	4	0	1	0	0	0	3									
Aurelio Rodriguez, R (1,5) OBP: 0.299, SLG: 0.433	2-3		P3				F9		F9	4	0	1	2	0	1	1									
Paul Casanova, R (1,2) OBP: 0.304, SLG: 0.396		L9-4 2B	F8				6-3		K	4	0	1	0	0	1	2									
Ed Stroud, L (1,8) OBP: 0.343, SLG: 0.348	L9-4 2B		G3				PB BB		P4	3	0	0	0	1	0	3									
Tim Cullen, R (1,4) OBP: 0.274, SLG: 0.240							L4		F9	1	0	0	0	1	0	0									
Bernie Allen, L (6, PH) OBP: 0.375, SLG: 0.426							L4		F9	2	0	0	0	0	0	1									
Jim Hannan, R (1,1) OBP: 0.300, SLG: 0.222										2	0	0	0	0	1	1									
Joe Grzenda, R (5, 1)										0	0	0	0	0	0	0									
Del Unser, L (7, PH) OBP: 0.263, SLG: 0.303									1B	2	0	1	0	0	1	0									
Inning Stats	R: 1 E: 0 K: 1 S: 7	H: 2 LOB: 1 BB: 7 P: 7	R: 0 E: 0 K: 1 S: 5	H: 1 LOB: 1 BB: 1 P: 9	R: 2 E: 0 K: 0 S: 6	H: 3 LOB: 2 BB: 1 P: 10	R: 0 E: 0 K: 0 S: 2	H: 0 LOB: 0 BB: 1 P: 6	R: 0 E: 0 K: 0 S: 2	H: 0 LOB: 0 BB: 0 P: 3	R: 0 E: 0 K: 1 S: 5	H: 0 LOB: 1 BB: 1 P: 9	R: 0 E: 0 K: 1 S: 6	H: 1 LOB: 1 BB: 0 P: 6	R: 0 E: 0 K: 1 S: 5	H: 0 LOB: 0 BB: 0 P: 5	R: 0 E: 0 K: 0 S: 5	H: 2 LOB: 2 BB: 0 P: 5	1B: 6 2B: 3 3B: 0 HR: 1	SF: 0 SAC: 0 DP: 2 HBP: 1	WP: 0 PB: 1 SB: 1 CS: 1	PA: 39			
PITCHER	IP	WLS	BF	H	R	ER	SO	BB	IBB	HBP	BLK	WP	HR	S	P	ERA	WHIP								
Dick Ellsworth, L (1,1) ERA: 4.04	5.0	W	22	6	3	3	2	3	0	1	0	0	1	22	35	5.40	1.800								
Fred Lasher, R (6,1) ERA: 3.11	4.0	S	16	3	0	0	3	1	0	0	0	0	0	21	25	0.00	1.000								

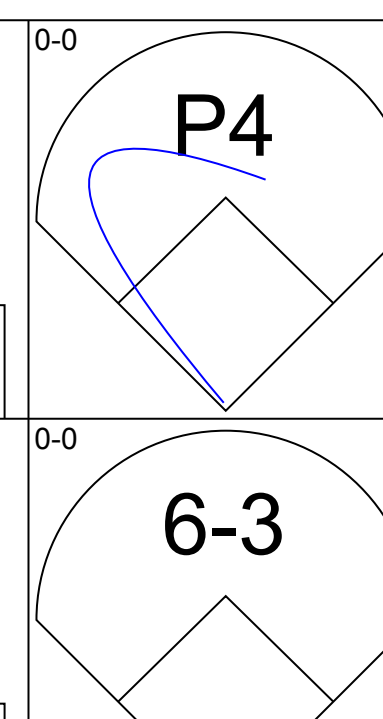
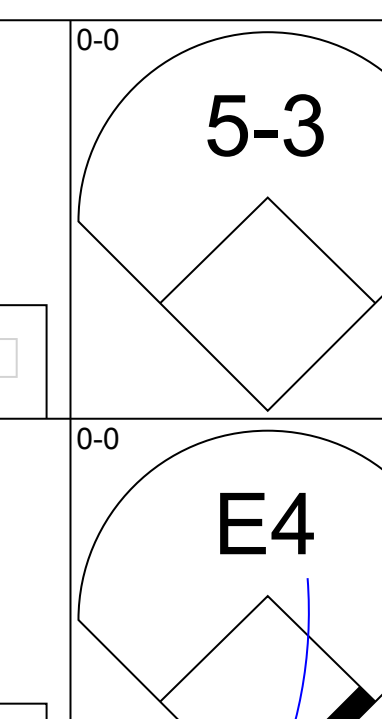
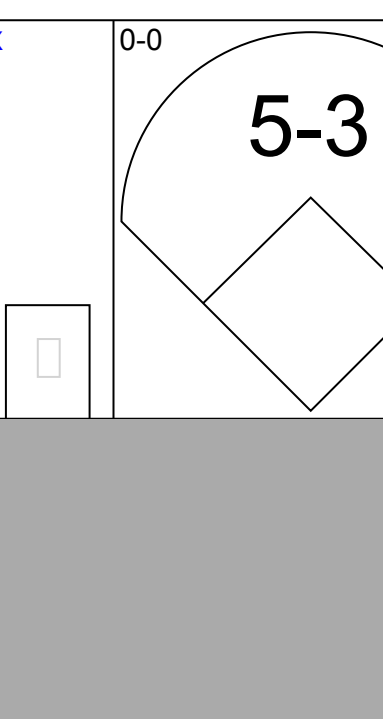

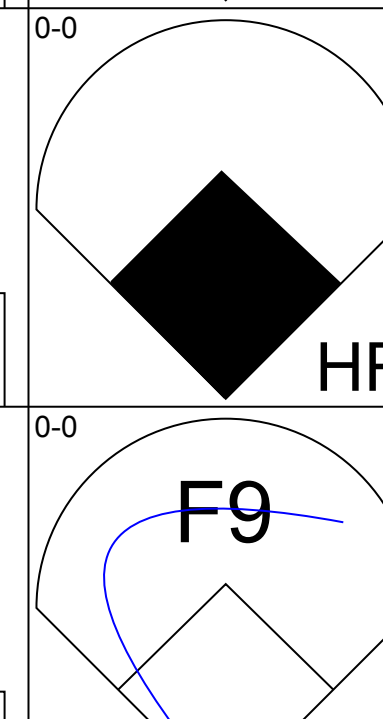
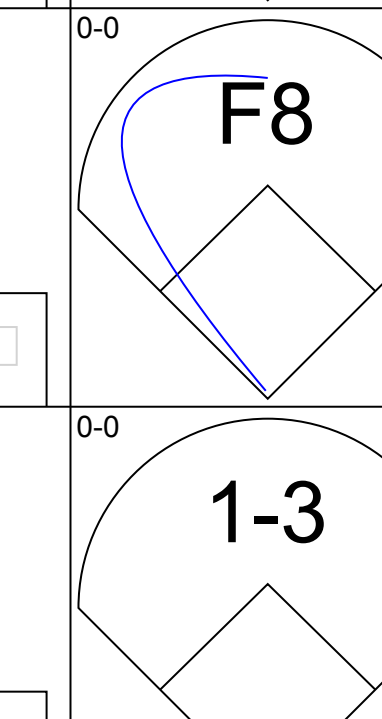





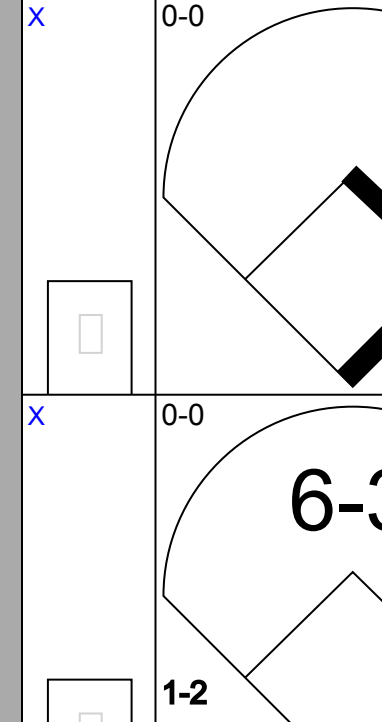


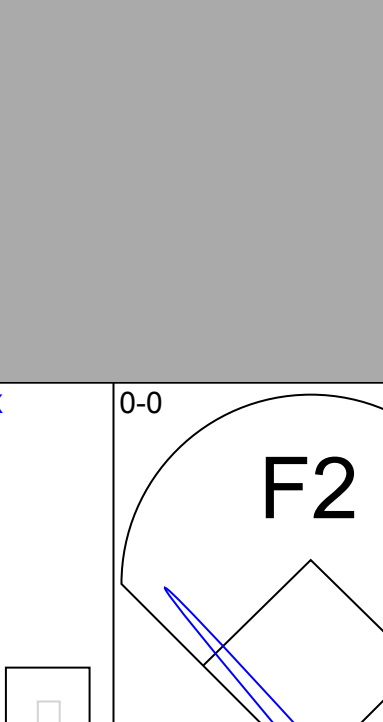
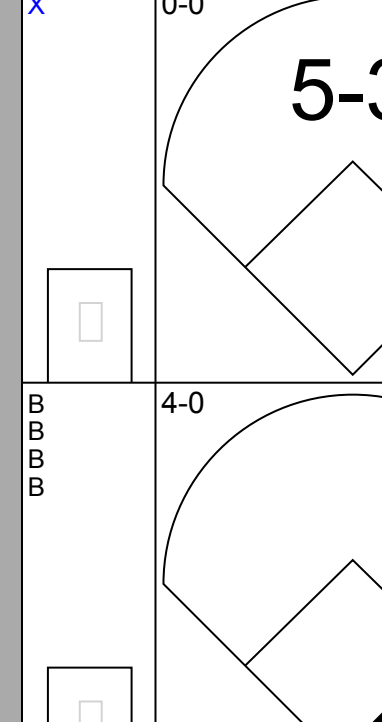
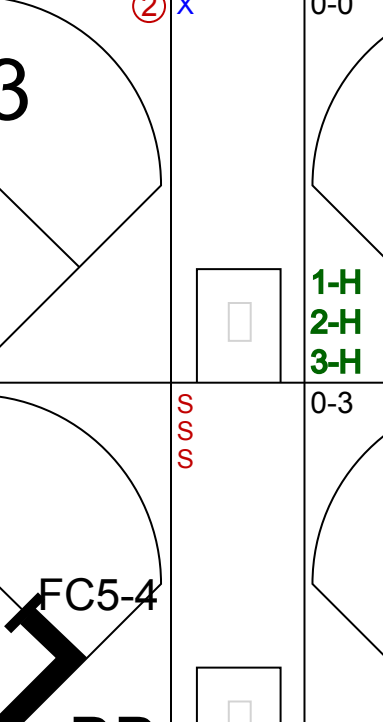
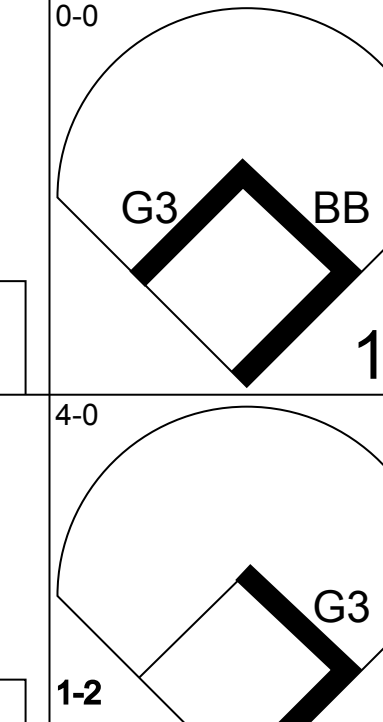
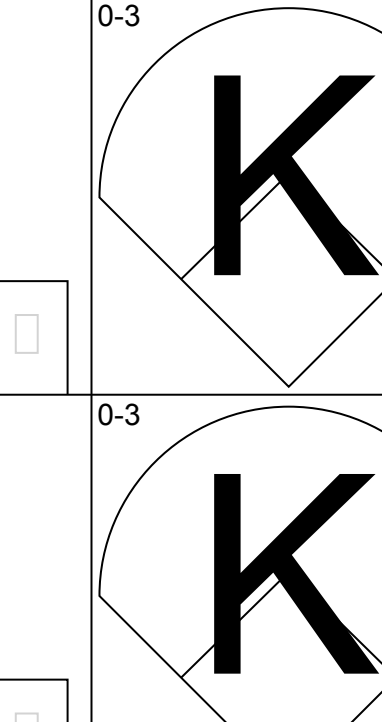

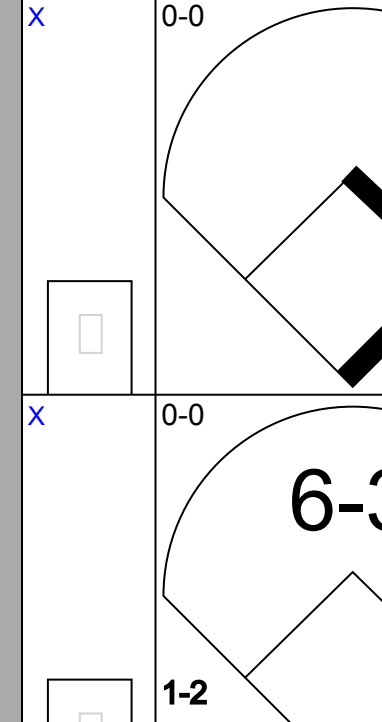
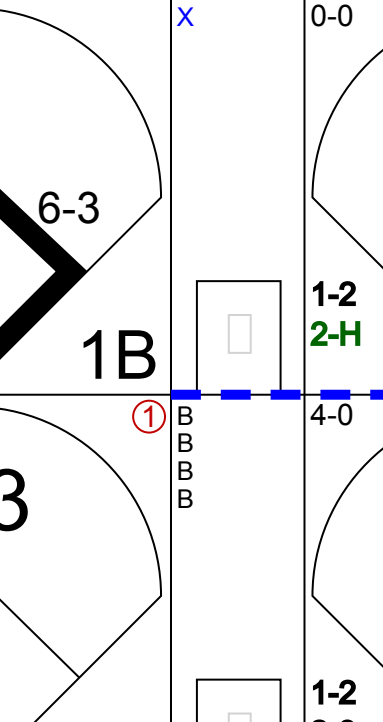
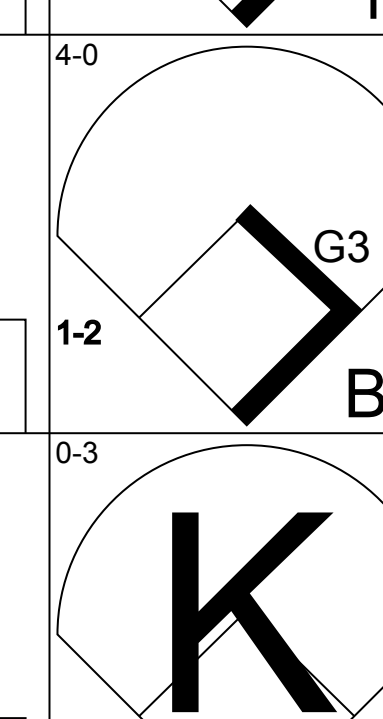
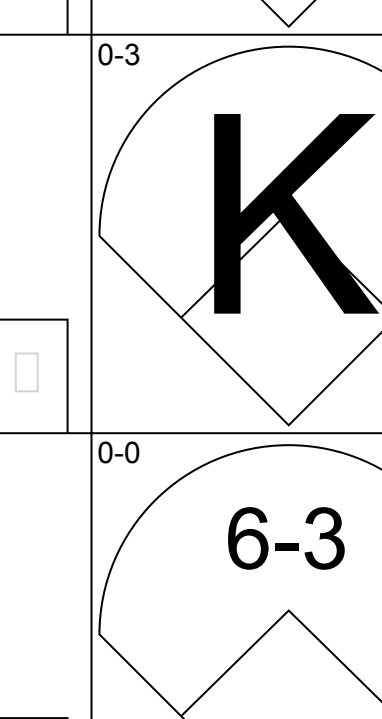

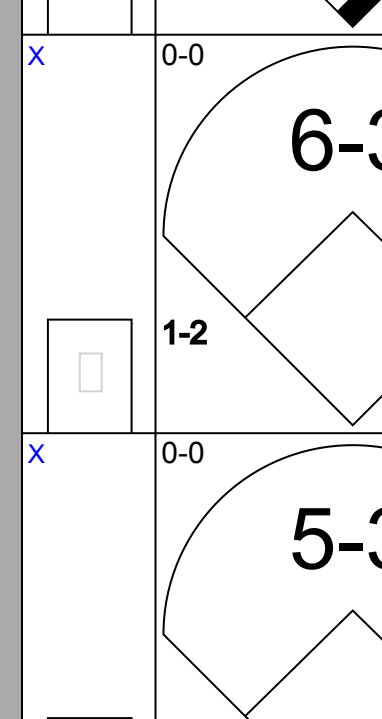
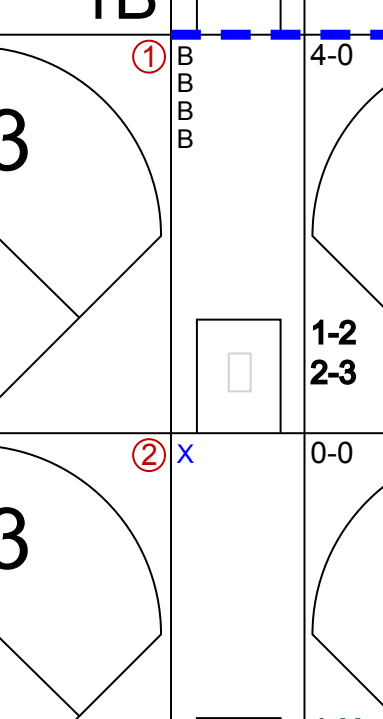
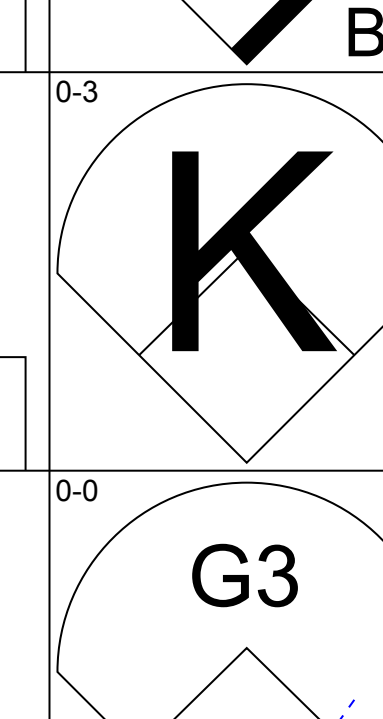
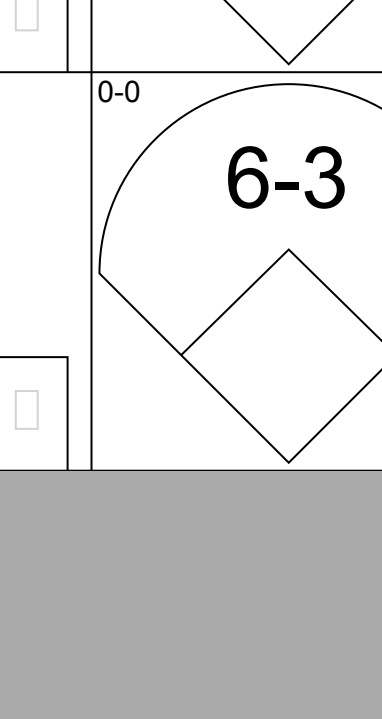

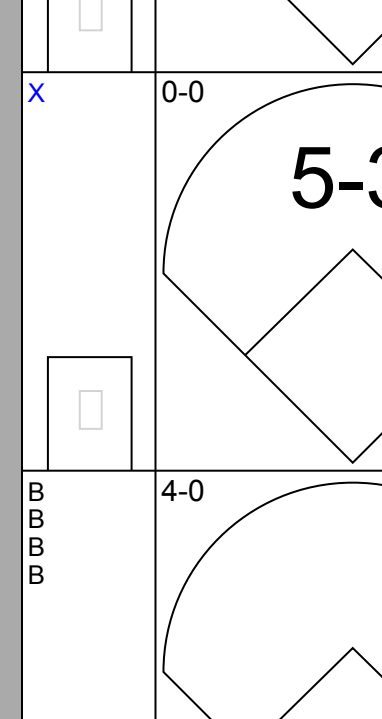
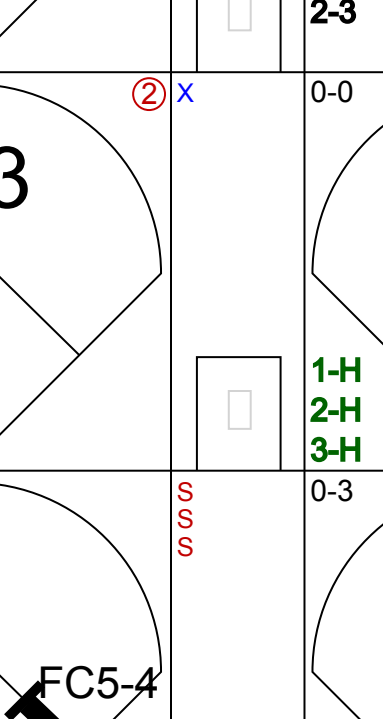
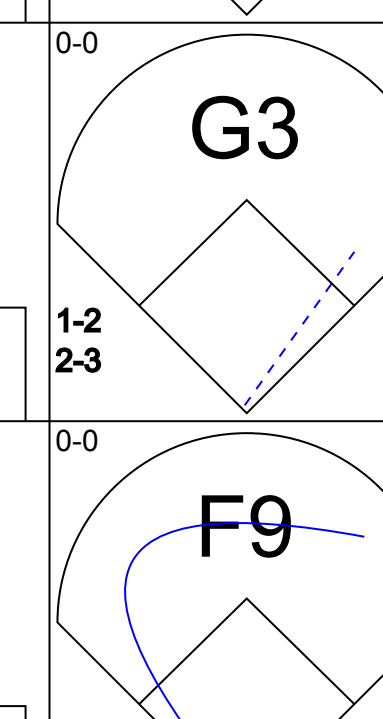

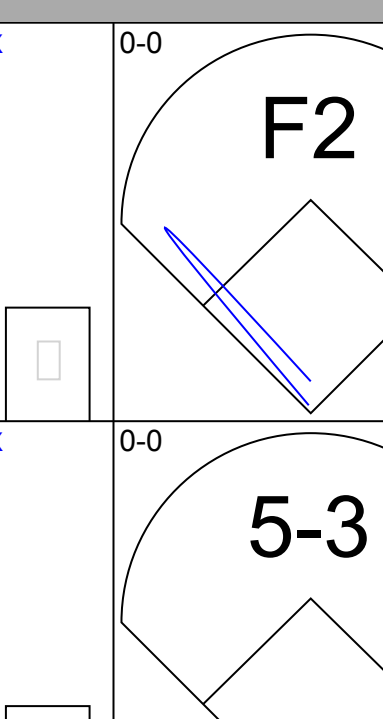
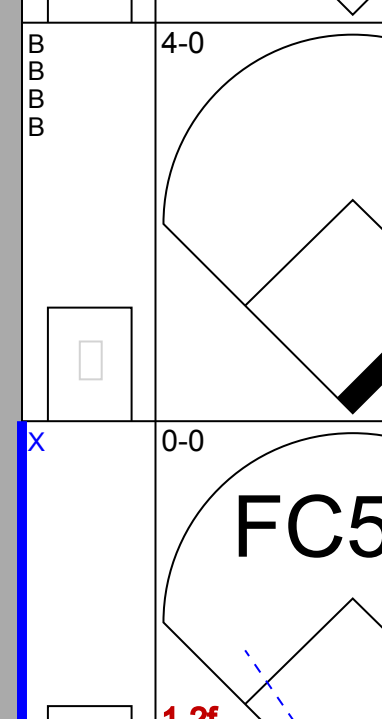
Batter	1	2	3	4	5	6	7	8	9	AB	R	H	RBI	BB	SO	LOB	BOTTOM								
Jack Heidemann, R (1,6) OBP: 0.260, SLG: 0.278	5-3		1B		SF8	K				3	0	1	1	0	1	3	Washington Senators @ Cleveland Indians Cleveland Municipal Stadium, Cleveland, OH Tue Jul 07 1970, 7:05 PM EDT Unknown <a href="http://livebaseballscorecards.com">livebaseballscorecards.com</a>								
Graig Nettles, L (1,5) OBP: 0.347, SLG: 0.391	P4		1-3		FC3-6 BB	2B				4	1	1	3	0	0	3									
Vada Pinson, L (1,8) OBP: 0.337, SLG: 0.446	6-3				1B BB	F8				3	0	1	0	1	0	1									
Ray Fosse, R (1,2) OBP: 0.366, SLG: 0.517		G4-6-3 1B		8-4-3 1B	1B BB		K			4	0	2	2	0	1	1									
Duke Sims, L (1,9) OBP: 0.363, SLG: 0.541					1-3 2-H 3-H	1B				4	0	1	0	0	2	2									
Buddy Bradford, R (8,9) OBP: 0.270, SLG: 0.286		G4-6-3 1B		G3	K		K			0	0	0	0	0	0	0									
Tony Horton, R (1,3) OBP: 0.333, SLG: 0.448		G4-6-3			E 1B	WP BB	4-3			3	2	1	0	1	0	2									
Roy Foster, R (1,7) OBP: 0.341, SLG: 0.434	K				E7 1B	BB				3	2	1	0	1	1	1									
Eddie Leon, R (1,4) OBP: 0.285, SLG: 0.320			1-3		FC3-6 FC	2B BB				3	2	1	1	1	0	0									
Dick Ellsworth, L (1,1) ERA: 4.14					FC3-6 1B					1	0	0	0	0	1	0									
Lou Klimchok, L (5, PH) OBP: 0.184, SLG: 0.234					FC					1	0	0	0	0	0	2									
Fred Lasher, R (6,1) ERA: 2.25					FC3-6					2	0	0	0	0	2	3									
Inning Stats	R: 0 E: 0 K: 0 S: 3	H: 0 LOB: 0 BB: 0 P: 3	R: 0 E: 0 K: 1 S: 6	H: 2 LOB: 1 BB: 0 P: 6	R: 0 E: 0 K: 1 S: 6	H: 1 LOB: 1 BB: 0 P: 6	R: 0 E: 0 K: 0 S: 3	H: 1 LOB: 0 BB: 0 P: 3	R: 4 E: 1 K: 1 S: 9	H: 3 LOB: 2 BB: 2 P: 17	R: 3 E: 0 K: 2 S: 9	H: 2 LOB: 1 BB: 2 P: 17	R: 0 E: 0 K: 2 S: 7	H: 0 LOB: 0 BB: 0 P: 7	R: 0 E: 0 K: 1 S: 5	H: 0 LOB: 0 BB: 0 P: 5		1B: 8 2B: 2 3B: 0 HR: 0	SF: 1 SAC: 0 DP: 2 HBP: 0	WP: 1 PB: 0 SB: 0 CS: 0	PA: 36				
PITCHER	IP	WLS	BF	H	R	ER	SO	BB	IBB	HBP	BLK	WP	HR	S	P	ERA	WHIP								
Jim Hannan, R (1,1) ERA: 4.14	4.1	L	19	6	4	4	2	1	0	0	0	0	0	22	26	8.31	1.615								
Joe Grzenda, L (5,1) ERA: 5.87	1.2		11	3	3	3	3	3	0	0	0	1	0	14	26	16.20	3.600								
Jackie Brown, R (7,1) ERA: 2.25	2.0		6	0	0	0	3	0	0	0	0	0	0	12	12	0.00	0.000								



Batter	1	2	3	4	5	6	7	8	9	AB	R	H	RBI	BB	SO	LOB	TOP			
Ed Brinkman, R (1,6) OBP: 0.359, SLG: 0.338										6	1	3	1	0	0	4	<p>Washington Senators @ Cleveland Indians Cleveland Municipal Stadium, Cleveland, OH</p> <p>Tue Jul 07 1970, 7:05 PM EDT Att: 9,433 - Unknown</p>			
Tom Grieve, R (1,7) OBP: 0.286, SLG: 0.231 Del Unser, L (7,PH) OBP: 0.266, SLG: 0.306										3	0	0	0	0	1	2				
Frank Howard, R (1,3) OBP: 0.431, SLG: 0.553										4	1	2	1	1	2	0				
Rick Reichardt, R (1,9) Joe Grzenda, R (5,1) John Roseboro, L (7,PH) Jackie Brown, R (7,1) Darold Knowles, L (7,1) Mike Epstein, L (8,PH) Horacio Pina, R (8,1)										2	1	2	1	1	0	0				
Aurelio Rodriguez, R (1,5) OBP: 0.297, SLG: 0.428										4	0	0	0	1	0	3				
Paul Casanova, R (1,2) OBP: 0.313, SLG: 0.403										5	1	3	0	0	0	2				
Ed Stroud, L (1,8) OBP: 0.340, SLG: 0.342										4	0	0	0	1	2	2				
Tim Cullen, R (1,4) OBP: 0.270, SLG: 0.235 Bernie Allen, L (6,PH) OBP: 0.360, SLG: 0.427										2	0	0	0	0	0	3				
Dick Such, L (1,1) OBP: 0.286, SLG: 0.308 Lee Maye, L (5,9) OBP: 0.341, SLG: 0.426										2	0	2	0	0	0	0				
<b>Inning Stats</b>	R: 2 E: 0 K: 1 S: 8	H: 3 LOB: 3 BB: 2 P: 16	R: 0 E: 0 K: 0 S: 3	H: 1 LOB: 0 BB: 0 P: 3	R: 0 E: 0 K: 2 S: 3	H: 1 LOB: 1 BB: 1 P: 7	R: 0 E: 0 K: 1 S: 6	H: 2 LOB: 2 BB: 0 P: 9	R: 0 E: 0 K: 0 S: 4	H: 1 LOB: 1 BB: 0 P: 4	R: 2 E: 0 K: 0 S: 6	H: 3 LOB: 1 BB: 0 P: 6	R: 0 E: 0 K: 2 S: 9	H: 2 LOB: 3 BB: 1 P: 13	R: 1 E: 0 K: 1 S: 6	H: 1 LOB: 2 BB: 2 P: 14		1B: 11 2B: 0 3B: 0 HR: 4	SF: 0 SAC: 0 DP: 2 HBP: 0	WP: 1 PB: 0 SB: 0 CS: 0
<b>PITCHER</b>	IP WLS BF H R ER SO BB IBB HBP BLK WP HR S P ERA WHIP																			
Mike Paul, L (1,1) ERA: 5.85	2.0		13	5	2	2	1	3	0	0	0	0	0	0	2	12	24	9.00	4.000	
Phil Hennigan, R (3,1) ERA: 4.21	2.0	W	7	2	0	0	2	0	0	0	0	0	0	0	0	11	11	0.00	1.000	
Dean Chance, R (5,1) ERA: 3.9	3.0		14	5	2	2	1	0	0	0	0	0	0	2	16	16	6.00	1.667		
Rick Austin, L (8,1) ERA: 4.76	1.0		6	2	0	0	2	0	1	0	0	0	0	0	9	13	0.00	2.000		
Dennis Higgins, R (9,1) ERA: 5.69	1.0	S	6	1	1	1	1	2	0	0	0	0	1	0	6	14	9.00	3.000		
<b>Batter</b>	<b>1</b>	<b>2</b>	<b>3</b>	<b>4</b>	<b>5</b>	<b>6</b>	<b>7</b>	<b>8</b>	<b>9</b>	<b>AB</b>	<b>R</b>	<b>H</b>	<b>RBI</b>	<b>BB</b>	<b>SO</b>	<b>LOB</b>	<b>BOTTOM</b>			
Jack Heidemann, R (1,6) OBP: 0.256, SLG: 0.273										5	0	0	0	0	1	4	<p>Washington Senators @ Cleveland Indians Cleveland Municipal Stadium, Cleveland, OH</p> <p>Tue Jul 07 1970, 7:05 PM EDT Att: 9,433 - Unknown</p>			
Graig Nettles, L (1,5) OBP: 0.345, SLG: 0.389										4	1	1	0	0	1	0				
Ted Uhlhaender, L (1,8) OBP: 0.294, SLG: 0.324										2	0	0	0	1	0	0				
Ray Fosse, R (1,2) OBP: 0.372, SLG: 0.539										4	3	3	2	0	0	1				
Duke Sims, L (1,9) OBP: 0.369, SLG: 0.544 Chuck Hinton, R (7,PH) OBP: 0.397, SLG: 0.449 Rick Austin, R (8,1) OBP: 0.222, SLG: 0.250 Dennis Higgins, R (9,1)										3	2	2	0	0	1	0				
Tony Horton, R (1,3) OBP: 0.332, SLG: 0.447										3	0	1	1	0	1	1				
Roy Foster, R (1,7) OBP: 0.348, SLG: 0.442										3	0	2	0	0	1	1				
Eddie Leon, R (1,4) OBP: 0.285, SLG: 0.333										2	1	1	3	0	0	2				
Mike Paul, L (1,1) OBP: 0.083, SLG: 0.083 Phil Hennigan, R (3,1) OBP: 0.444, SLG: 0.333 Lou Klimchok, L (4,PH) OBP: 0.200, SLG: 0.250 Dean Chance, R (5,1) Buddy Bradford, R (8,9) OBP: 0.268, SLG: 0.283										1	0	0	0	0	0	1				
<b>Inning Stats</b>	R: 0 E: 0 K: 0 S: 3	H: 0 LOB: 1 BB: 1 P: 7	R: 1 E: 0 K: 1 S: 7	H: 2 LOB: 1 BB: 0 P: 7	R: 0 E: 0 K: 1 S: 5	H: 0 LOB: 0 BB: 0 P: 5	R: 3 E: 0 K: 1 S: 9	H: 4 LOB: 1 BB: 0 P: 9	R: 1 E: 0 K: 2 S: 8	H: 1 LOB: 0 BB: 0 P: 8	R: 0 E: 0 K: 0 S: 3	H: 1 LOB: 2 BB: 1 P: 8	R: 2 E: 0 K: 0 S: 5	H: 2 LOB: 0 BB: 0 P: 5	R: 0 E: 0 K: 1 S: 6	H: 1 LOB: 1 BB: 0 P: 6		1B: 7 2B: 1 3B: 1 HR: 2	SF: 3 SAC: 2 DP: 1 HBP: 1	WP: 0 PB: 0 SB: 0 CS: 0
<b>PITCHER</b>	IP WLS BF H R ER SO BB IBB HBP BLK WP HR S P ERA WHIP																			
Dick Such, L (1,1) ERA: 7.13	4.0	L	19	6	4	4	3	1	0	0	0	0	0	1	11	16	4.50	1.500		
Joe Grzenda, L (5,1) ERA: 5.81	2.0		9	2	1	1	2	1	0	1	0	0	0	0	1	1	∞	∞		
Jackie Brown, R (7,1) ERA: 4.5	0.0		1	1	1	1	0	0	0	0	0	0	0	0	1	1	∞	∞		
Darold Knowles, L (7,1) ERA: 1.57	1.0		4	1	1	1	0	0	0	0	0	0	0	0	4	4	9.00	1.000		
Horacio Pina, R (8,1) ERA: 2.72	1.0		4	1	0	0	1	0	0	0	0	0	0	0	6	6	0.00	1.000		



Batter	1	2	3	4	5	6	7	8	9	AB	R	H	RBI	BB	SO	LOB	TOP					
Ed Stroud, L (1, 8) OBP: 0.338, SLG: 0.340			 1B							5	1	1	0	0	2	0	<b>Washington Senators @ Cleveland Indians</b> Cleveland Municipal Stadium, Cleveland, OH Wed Jul 08 1970, 7:05 PM EDT Att: 6,322 - Unknown <a href="http://livebaseballscorecards.com">livebaseballscorecards.com</a>					
Del Unser, L (1, 9) OBP: 0.270, SLG: 0.305			 1B						 1B	4	0	1	1	1	1	0						
Frank Howard, R (1, 3) OBP: 0.433, SLG: 0.551			 1B		 BB				 1B	3	1	1	2	2	1	0						
Lee Mays, L (1, 7) OBP: 0.335, SLG: 0.419										3	0	0	0	0	0	2						
Rick Reichardt, R (8, PH) OBP: 0.349, SLG: 0.566										1	1	1	1	0	0	0						
Tom Grieve, R (8, 7) OBP: 0.286, SLG: 0.231										0	0	0	0	0	0	0						
John Roseboro, L (8, PH) OBP: 0.350, SLG: 0.277										1	0	0	0	0	0	2						
Bernie Allen, L (1, 4) OBP: 0.379, SLG: 0.431					 2B					3	0	1	0	0	0	1						
Tim Cullen, R (8, PH) OBP: 0.276, SLG: 0.235										0	0	0	0	1	0	0						
Aurelio Rodriguez, R (1, 5) OBP: 0.300, SLG: 0.426	 BB					 IBB				2	0	0	0	2	2	1						
Ed Brinkman, R (1, 6) OBP: 0.358, SLG: 0.335						 2B				3	0	0	1	1	0	2						
Jim French, L (1, 2) OBP: 0.388, SLG: 0.283			 HBP BB							3	1	0	0	1	1	4						
George Brunet, R (1, 1) OBP: 0.226, SLG: 0.310			 1B							2	1	0	0	0	1	3						
Darold Knowles, L (8, 1) OBP: 0.091, SLG: 0.091			 1B							0	0	0	0	0	0	0						
Mike Epstein, L (8, PH) OBP: 0.355, SLG: 0.421			 1B							1	0	0	0	0	1	0						
<b>Inning Stats</b>	R: 0 E: 0 K: 3 S: 9	H: 0 LOB: 0 BB: 0 P: 9	R: 0 E: 0 K: 0 S: 3	H: 0 LOB: 1 BB: 1 P: 7	R: 3 E: 0 K: 0 S: 4	H: 2 LOB: 1 BB: 2 P: 13	R: 0 E: 0 K: 1 S: 5	H: 0 LOB: 0 BB: 0 P: 5	R: 0 E: 0 K: 0 S: 3	H: 0 LOB: 0 BB: 0 P: 3	R: 1 E: 0 K: 2 S: 8	H: 1 LOB: 3 BB: 3 P: 20	R: 0 E: 0 K: 1 S: 5	H: 0 LOB: 0 BB: 0 P: 5	R: 1 E: 0 K: 1 S: 6	H: 1 LOB: 1 BB: 1 P: 10	R: 0 E: 0 K: 1 S: 6	H: 1 LOB: 2 BB: 1 P: 10	1B: 3 2B: 1 3B: 0 HR: 1	SF: 0 SAC: 0 DP: 0 HBP: 1	WP: 1 PB: 0 SB: 0 CS: 0	PA: 40
<b>PITCHER</b>	IP	WLS	BF	H	R	ER	SO	BB	IBB	HBP	BLK	WP	HR	S	P	ERA	WHIP					
Steve Dunning, R (1, 1) ERA: 4.58	7.0		30	3	4	4	7	5	1	1	0	1	0	37	62	5.14	1.143					
Mike Paul, L (8, 1) ERA: 6.09	0.0		2	1	1	1	0	1	0	0	0	0	1	1	5	∞	∞					
Phil Hennigan, R (8, 1) ERA: 4.1	1.2	W	7	1	0	0	2	0	1	0	0	0	0	10	14	0.00	0.600					
Dennis Higgins, R (9, 1) ERA: 5.04	0.1	S	1	0	0	0	0	0	0	0	0	0	0	1	1	0.00	0.000					

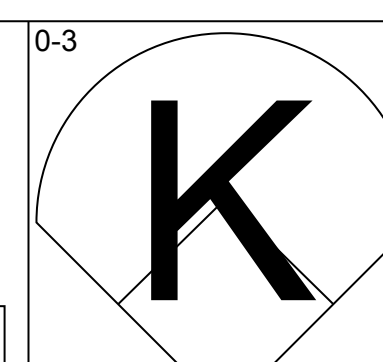
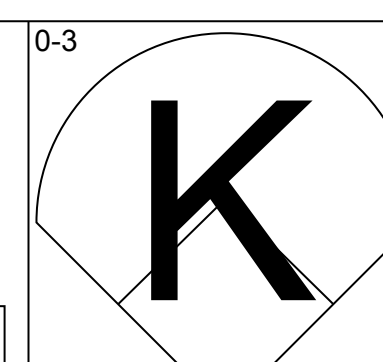
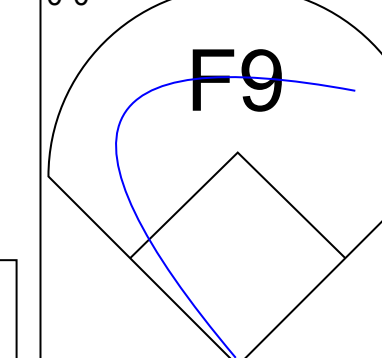
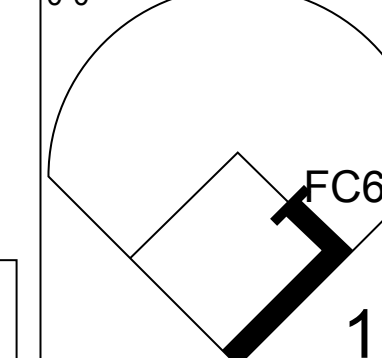
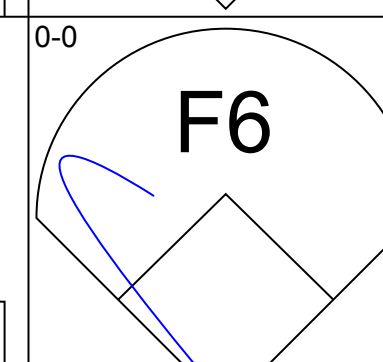
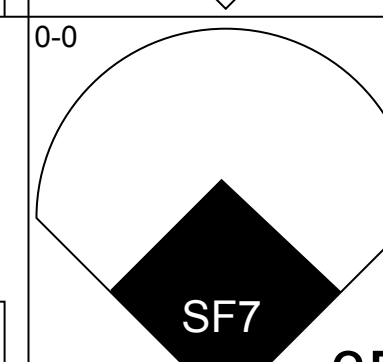
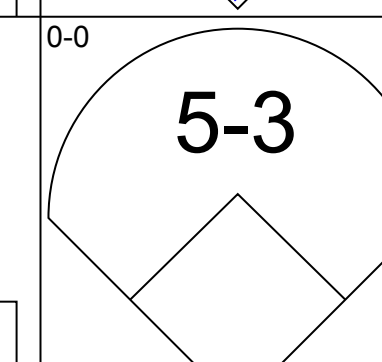
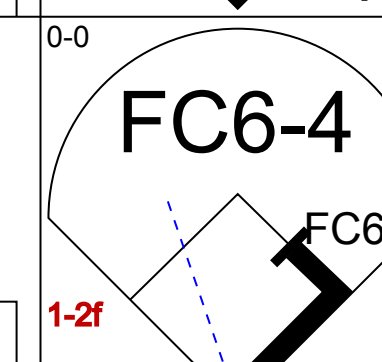
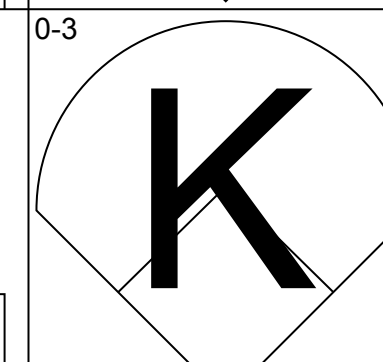
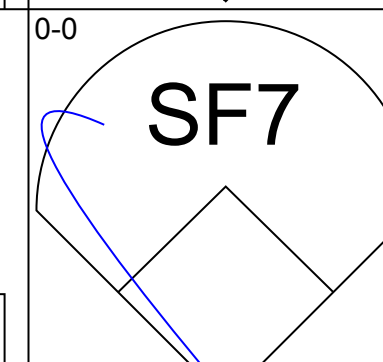
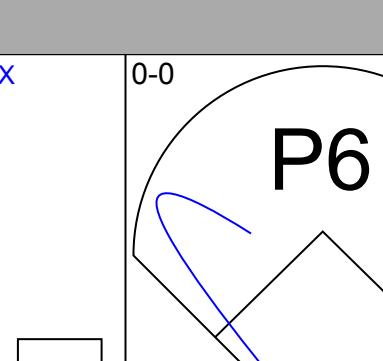
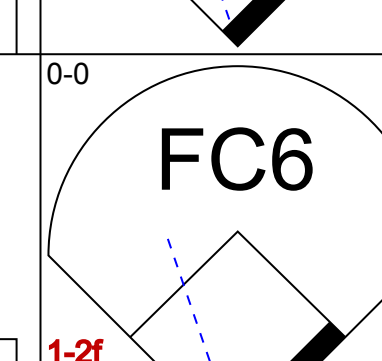
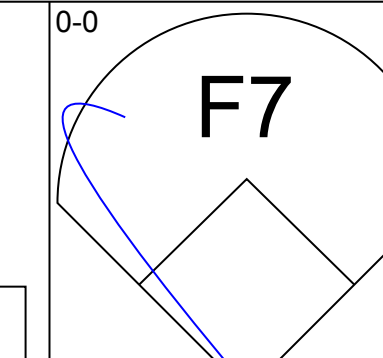
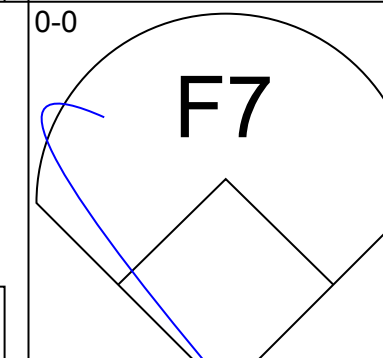
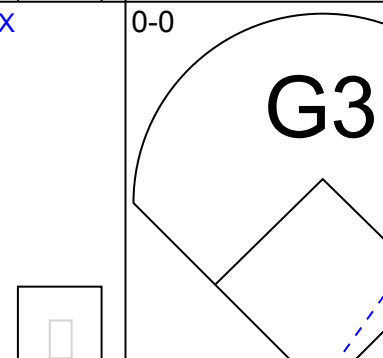
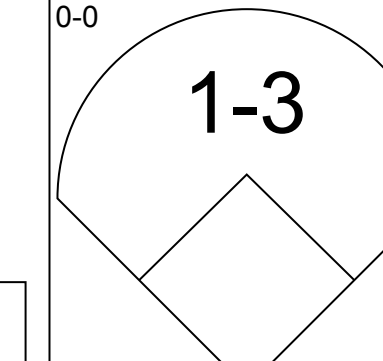
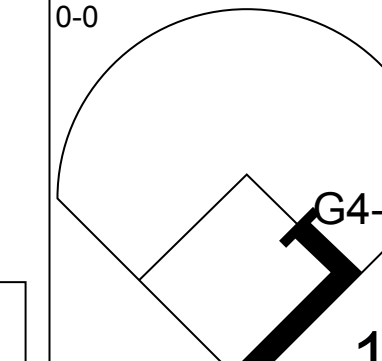
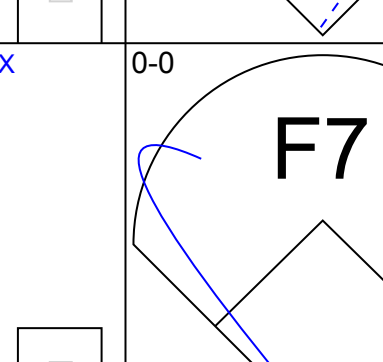
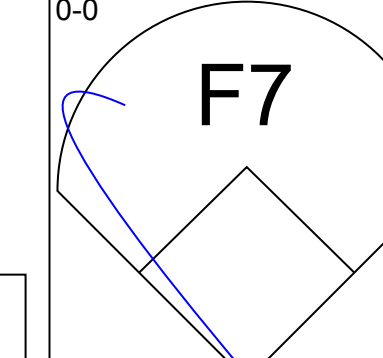
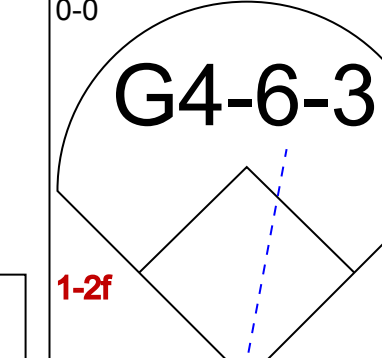
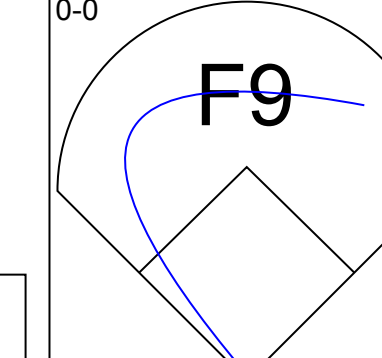
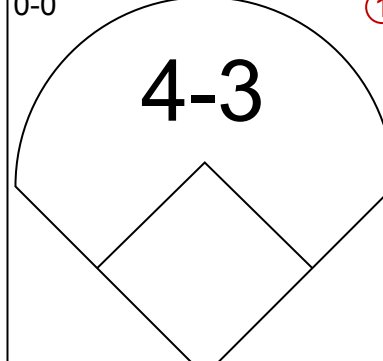
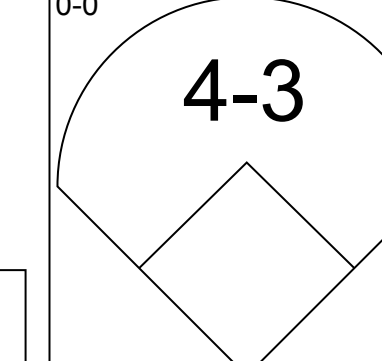
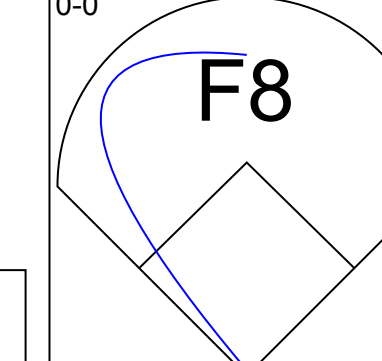
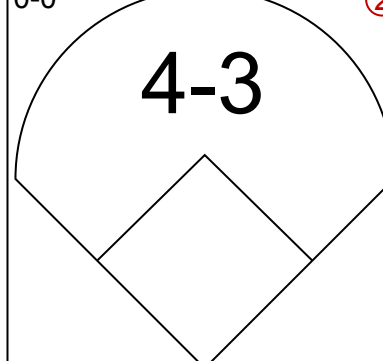
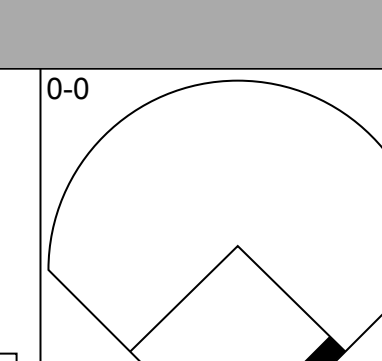
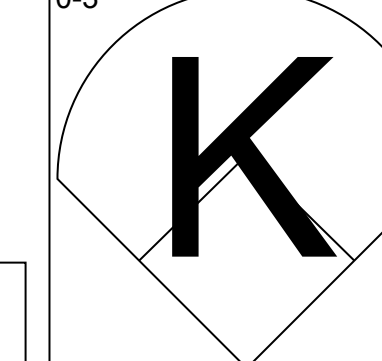
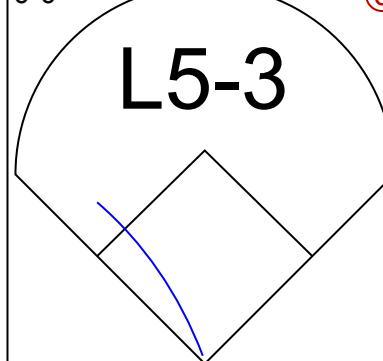
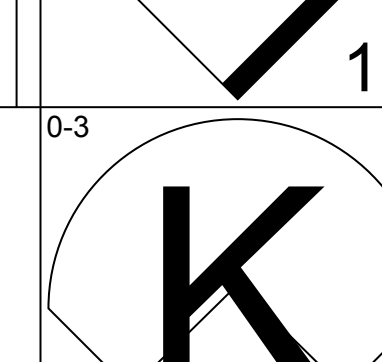
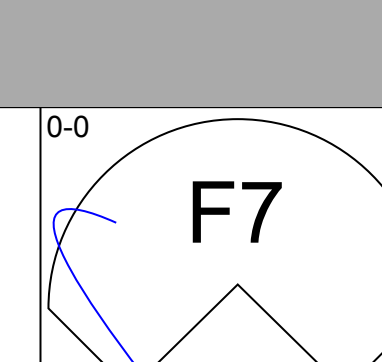
Batter	1	2	3	4	5	6	7	8	9	AB	R	H	RBI	BB	SO	LOB	BOTTOM				
Jack Heidemann, R (1, 6) OBP: 0.252, SLG: 0.269										4	0	0	0	0	0	0	<b>Washington Senators @ Cleveland Indians</b> Cleveland Municipal Stadium, Cleveland, OH Wed Jul 08 1970, 7:05 PM EDT Att: 6,322 - Unknown <a href="http://livebaseballscorecards.com">livebaseballscorecards.com</a>				
Eddie Leon, R (1, 4) OBP: 0.281, SLG: 0.328										4	0	0	0	0	0						
Roy Foster, R (1, 7) OBP: 0.350, SLG: 0.456								 1B		4	2	2	1	0	0	1					
Ray Fosse, R (1, 2) OBP: 0.370, SLG: 0.533								 1B	 BB	3	1	0	0	1	0	1					
Tony Horton, R (1, 3) OBP: 0.337, SLG: 0.451		 BB				 1B		 2H	 1B	4	1	3	1	0	1	0					
Chuck Hinton, R (1, 9) OBP: 0.402, SLG: 0.437		 BB						 2H	 BB	2	1	0	0	2	1	1					
Buddy Bradford, R (1, 8) OBP: 0.267, SLG: 0.311								 2H	 BB	4	1	1	4	0	1	3					
Graig Nettles, L (1, 5) OBP: 0.344, SLG: 0.385						 BB				3	0	0	0	1	1	2					
Steve Dunning, R (1, 1) OBP: 0.100, SLG: 0.100										2	0	0	0	0	0	2					
Rich Rollins, R (7, PH) OBP: 0.290, SLG: 0.345										1	0	0	0	0	0	2					
Mike Paul, L (8, 1) OBP: 0.083, SLG: 0.083										0	0	0	0	0	0	0					
Phil Hennigan, R (8, 1) OBP: 0.444, SLG: 0.333										0	0	0	0	0	0	0					
Dennis Higgins, R (9, 1)										0	0	0	0	0	0	0					
<b>Inning Stats</b>	R: 1 E: 0 K: 0 S: 4	H: 1 LOB: 0 BB: 0 P: 4	R: 0 E: 0 K: 1 S: 6	H: 1 LOB: 2 BB: 1 P: 10	R: 0 E: 0 K: 0 S: 4	H: 0 LOB: 0 BB: 0 P: 4	R: 0 E: 0 K: 2 S: 7	H: 0 LOB: 0 BB: 0 P: 7	R: 0 E: 0 K: 0 S: 3	H: 0 LOB: 0 BB: 0 P: 3	R: 0 E: 0 K: 0 S: 4	H: 0 LOB: 2 BB: 1 P: 8	R: 5 E: 0 K: 1 S: 8	H: 3 LOB: 0 BB: 2 P: 16	1B: 4 2B: 0 3B: 0 HR: 2	SF: 0 SAC: 0 DP: 0 HBP: 0	WP: 0 PB: 0 SB: 0 CS: 0	PA: 35			
<b>PITCHER</b>	IP	WLS	BF	H	R	ER	SO	BB	IBB	HBP	BLK	WP	HR	S	P	ERA	WHIP				
George Brunet, L (1, 1) ERA: 4.56	7.2		32	5	4	4	3	3	0	0	0	0	1	35	47	4.70	1.043				
Darold Knowles, L (8, 1) ERA: 1.92	0.1	L	3	1	2	2	1	1	0	0	0	0	1	4	8	54.00	6.000				

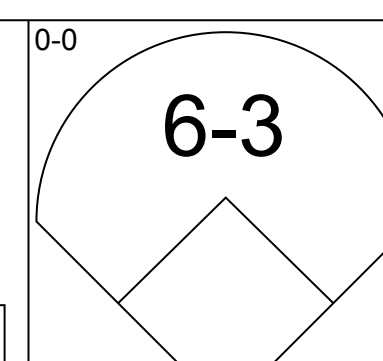
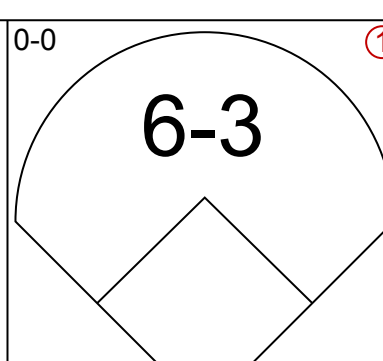
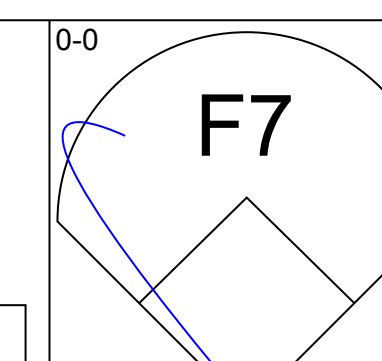
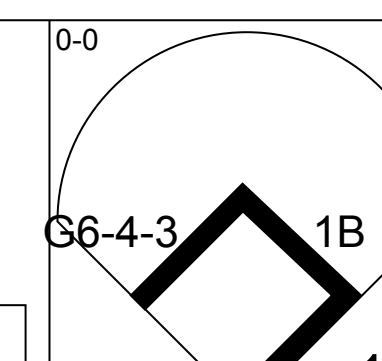
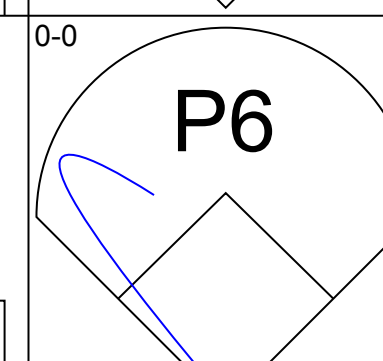
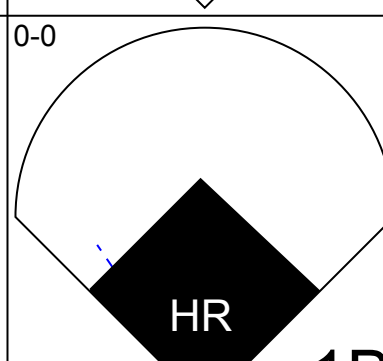
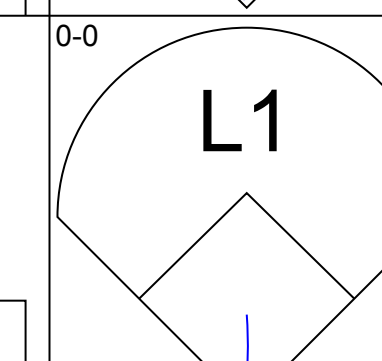
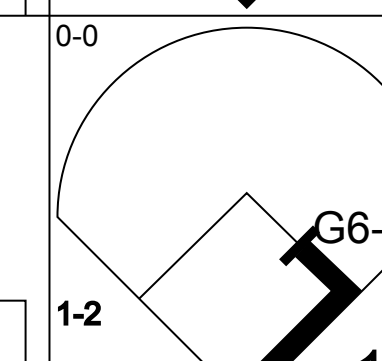
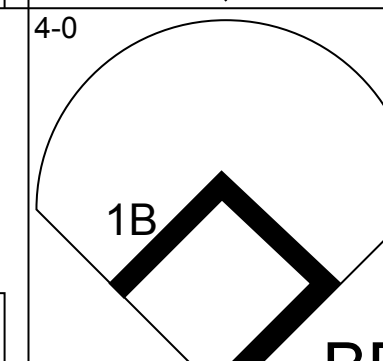
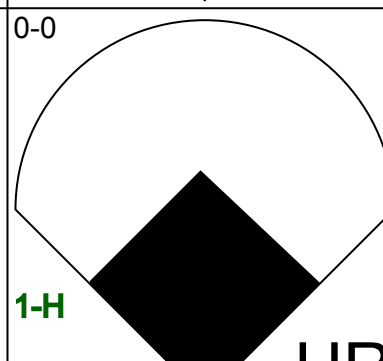
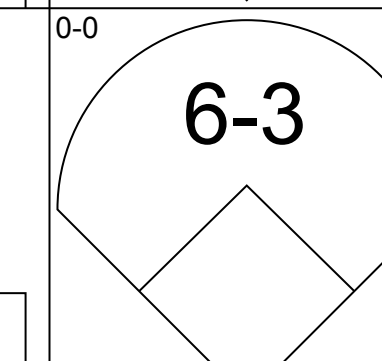
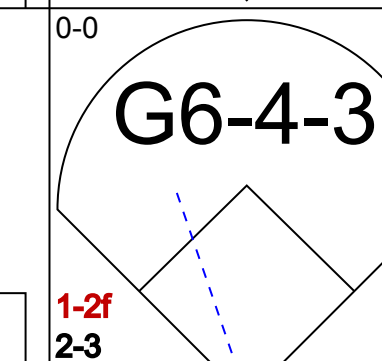
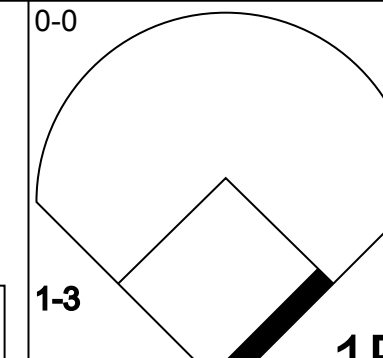
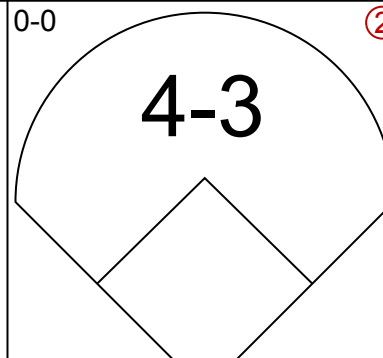
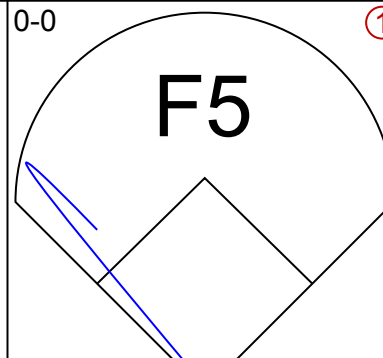
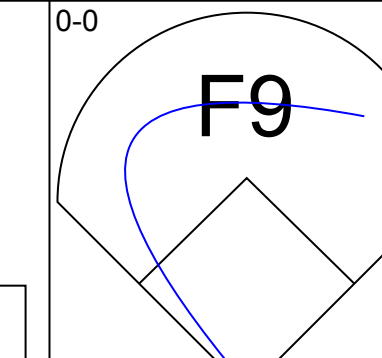
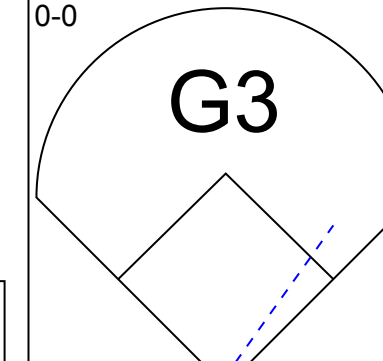
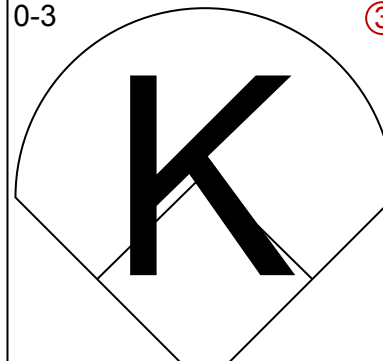
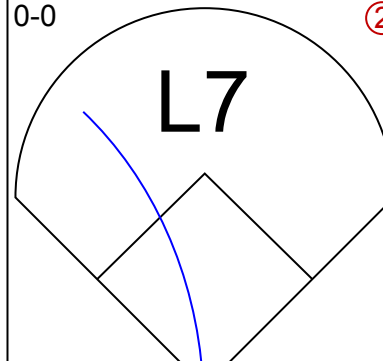
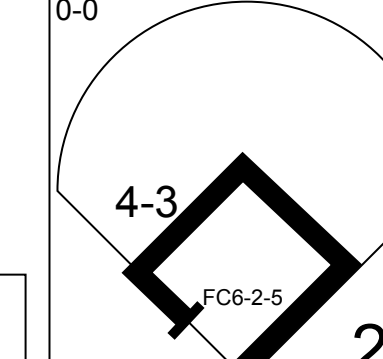
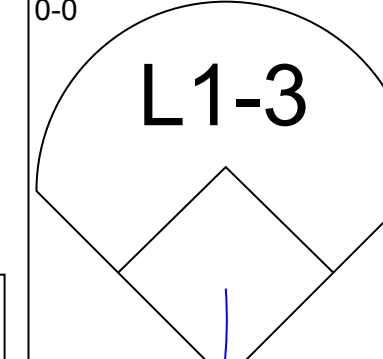
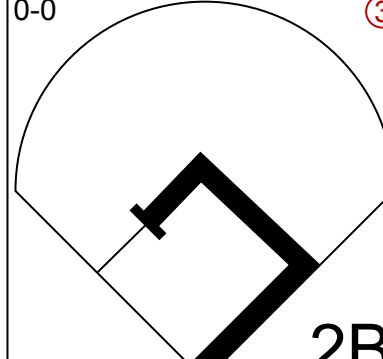
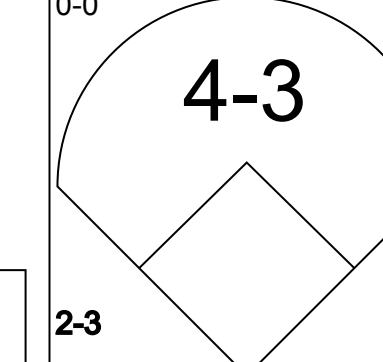
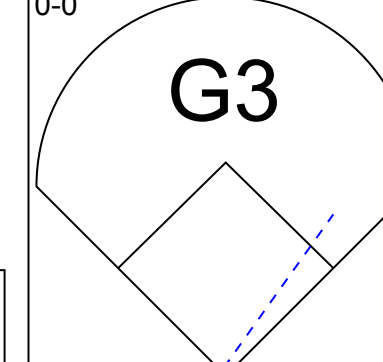
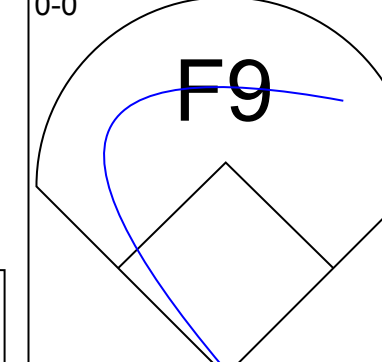
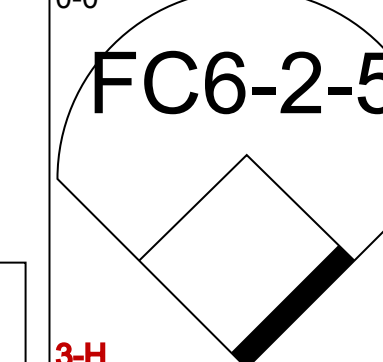
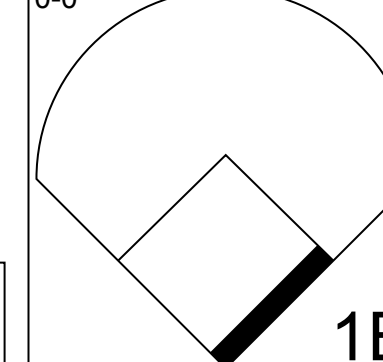
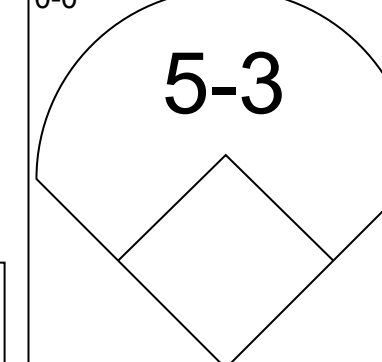
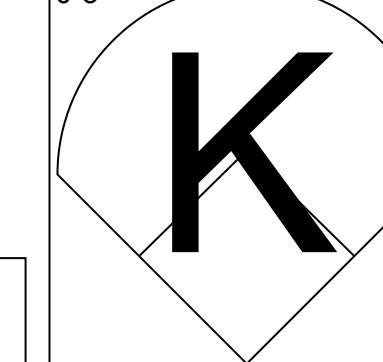
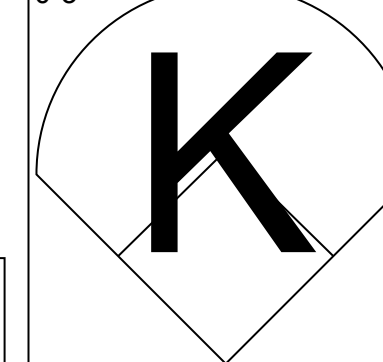
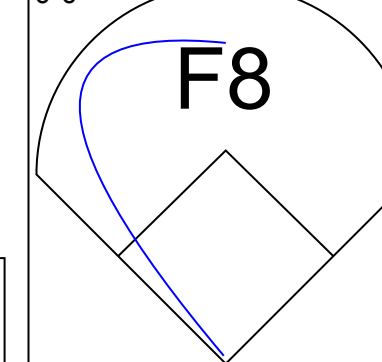








Batter	1	2	3	4	5	6	7	8	9	AB	R	H	RBI	BB	SO	LOB	TOP
<b>Horace Clarke, S</b> OBP: 0.293, SLG: 0.320 (1, 4)										4	0	1	0	0	2	1	<b>New York Yankees @ Washington Senators</b> Robert F. Kennedy Memorial Stadium, Washington, DC Fri Jul 10 1970, 7:05 PM EDT Att: 16,225 - Unknown <a href="http://livebaseballscorecards.com">livebaseballscorecards.com</a>
<b>Jerry Kenney, L</b> OBP: 0.310, SLG: 0.348 (1, 5)										4	1	1	0	0	0	2	
<b>Bobby Murcer, L</b> OBP: 0.352, SLG: 0.433 (1, 8)										3	0	0	1	0	1	1	
<b>Roy White, S</b> OBP: 0.399, SLG: 0.512 (1, 7)										3	0	0	0	0	0	0	
<b>Danny Cater, R</b> OBP: 0.340, SLG: 0.418 (1, 3)										3	0	1	0	0	0	0	
<b>Curt Blefary, L</b> OBP: 0.303, SLG: 0.276 (1, 9)										3	0	0	0	0	0	1	
<b>Jake Gibbs, L</b> OBP: 0.328, SLG: 0.480 (1, 2)										3	0	0	0	0	0	0	
<b>Gene Michael, S</b> OBP: 0.308, SLG: 0.286 (1, 6)										3	0	1	0	0	1	0	
<b>Steve Kline, R</b> <b>Pete Ward, L</b> (9, PH) OBP: 0.273, SLG: 0.342 (1, 1)										2	0	0	0	0	1	1	
<b>Inning Stats</b>	R: 0 E: 0 K: 2 S: 7	H: 0 LOB: 0 BB: 0 P: 7	R: 0 E: 0 K: 0 S: 3	H: 0 LOB: 0 BB: 0 P: 3	R: 0 E: 0 K: 0 S: 3	H: 0 LOB: 0 BB: 0 P: 3	R: 1 E: 0 K: 1 S: 6	H: 1 LOB: 0 BB: 0 P: 6	R: 0 E: 0 K: 0 S: 3	H: 0 LOB: 0 BB: 0 P: 3	R: 0 E: 0 K: 1 S: 5	H: 0 LOB: 0 BB: 0 P: 5	R: 0 E: 0 K: 0 S: 4	H: 1 LOB: 1 BB: 0 P: 4	1B: 3 2B: 0 3B: 1 HR: 0	SF: 1 SAC: 0 DP: 1 HBP: 0	WP: 0 PA: 30 PB: 0 CS: 0
<b>PITCHER</b> <b>Dick Bosman, R</b> ERA: 3.42 (1, 1)	IP: 9.0 WLS: W BF: 30 H: 4 R: 1 ER: 1 SO: 5 BB: 0 IBB: 0 HBP: 0 BLK: 0 WP: 0 HR: 0 S: 40 P: 40 ERA: 1.00 WHIP: 0.444															<b>PITCHER</b> IP: WLS: BF: H: R: ER: SO: BB: IBB: HBP: BLK: WP: HR: S: P: ERA: WHIP	

Batter	1	2	3	4	5	6	7	8	9	AB	R	H	RBI	BB	SO	LOB	BOTTOM
<b>Del Unser, L</b> OBP: 0.276, SLG: 0.306 (1, 8)										4	0	1	0	0	0	0	<b>New York Yankees @ Washington Senators</b> Robert F. Kennedy Memorial Stadium, Washington, DC Fri Jul 10 1970, 7:05 PM EDT Att: 16,225 - Unknown <a href="http://livebaseballscorecards.com">livebaseballscorecards.com</a>
<b>Ed Brinkman, R</b> OBP: 0.356, SLG: 0.334 (1, 6)									4	1	2	0	0	0	0	0	
<b>Frank Howard, R</b> OBP: 0.435, SLG: 0.553 (1, 7) (7, 3)									3	1	1	2	1	0	2	2	
<b>Mike Epstein, L</b> OBP: 0.355, SLG: 0.420 <b>Tom Grievie, R</b> OBP: 0.333, SLG: 0.500 (1, 3) (7, 7)										3	0	1	0	0	0	0	
<b>Bernie Allen, L</b> OBP: 0.373, SLG: 0.423 (1, 4)									3	0	0	0	0	1	2		
<b>Aurelio Rodriguez, R</b> OBP: 0.307, SLG: 0.433 (1, 5)									3	0	2	0	0	0	0		
<b>Lee Maye, L</b> OBP: 0.330, SLG: 0.411 (1, 9)									3	0	0	0	0	0	1		
<b>Paul Casanova, R</b> OBP: 0.316, SLG: 0.429 (1, 2)									3	0	1	0	0	0	1		
<b>Dick Bosman, R</b> OBP: 0.154, SLG: 0.154 (1, 1)									3	0	0	0	0	2	2		
<b>Inning Stats</b>	R: 0 E: 0 K: 0 S: 4	H: 1 LOB: 2 BB: 1 P: 8	R: 0 E: 0 K: 1 S: 6	H: 1 LOB: 0 BB: 0 P: 6	R: 2 E: 0 K: 1 S: 7	H: 2 LOB: 0 BB: 0 P: 7	R: 0 E: 0 K: 1 S: 6	H: 1 LOB: 1 BB: 0 P: 6	R: 0 E: 0 K: 0 S: 3	H: 0 LOB: 0 BB: 0 P: 3	R: 0 E: 0 K: 0 S: 3	H: 0 LOB: 1 BB: 0 P: 3	R: 0 E: 0 K: 0 S: 4	H: 2 LOB: 1 BB: 0 P: 4	1B: 5 2B: 2 3B: 0 HR: 1	SF: 0 SAC: 0 DP: 1 HBP: 0	
<b>PITCHER</b> <b>Steve Kline, R</b> ERA: 2.25 (1, 1)	IP: 8.0 WLS: L BF: 31 H: 8 R: 2 ER: 2 SO: 3 BB: 1 IBB: 0 HBP: 0 BLK: 0 WP: 0 HR: 1 S: 36 P: 40 ERA: 2.25 WHIP: 1.125															<b>PITCHER</b> IP: WLS: BF: H: R: ER: SO: BB: IBB: HBP: BLK: WP: HR: S: P: ERA: WHIP	



Batter	1	2	3	4	5	6	7	8	9	AB	R	H	RBI	BB	SO	LOB	TOP			
Horace Clarke, S OBP: 0.289, SLG: 0.316	6-3		6-3			F9		F7	F8	5	0	0	0	0	0	3				
Bobby Murcer, L OBP: 0.353, SLG: 0.432	FC6-4 1B			G3		G4-6 BB		E4 PB		3	0	1	1	1	0	0				
Roy White, S OBP: 0.401, SLG: 0.511	F5			1B		G4-6 1-2		PB IBB		3	0	1	0	1	0	2				
Danny Cater, R OBP: 0.339, SLG: 0.416	FC6-4 1-2			BB 1B			4-3	F8		4	0	1	0	0	0	3				
Thurman Munson, R OBP: 0.383, SLG: 0.379		F3		G6-4-3 BB			L4			2	0	0	0	2	0	0				
John Ellis, R OBP: 0.297, SLG: 0.404 Jim Lyttle, L	6-3			G6-4-3 1-2			P6	1-3		4	0	0	0	0	0	6				
Curt Bielefy, L Jerry Kenney, L OBP: 0.309, SLG: 0.346	P4				4-3			1B SH 1B	F8	3	1	1	0	0	0	0				
Ron Hansen, R OBP: 0.400, SLG: 0.315			F9		F8			SH E 1B		4	1	2	0	0	0	0				
Stan Bahnsen, R Lindy McDaniel, R OBP: 0.143, SLG: 0.143	1-3				K			SH E	K	3	1	0	0	0	2	1				
<b>Inning Stats</b>	R: 0 E: 0 K: 0 S: 4	H: 1 LOB: 1 BB: 0 P: 4	R: 0 E: 0 K: 0 S: 3	H: 0 LOB: 0 BB: 0 P: 3	R: 0 E: 0 K: 0 S: 3	H: 2 LOB: 2 BB: 1 P: 8	R: 0 E: 0 K: 1 S: 5	H: 0 LOB: 0 BB: 0 P: 5	R: 0 E: 0 K: 0 S: 2	H: 0 LOB: 0 BB: 1 P: 6	R: 0 E: 0 K: 0 S: 3	H: 0 LOB: 0 BB: 0 P: 3	R: 3 E: 2 K: 0 S: 7	H: 2 LOB: 2 BB: 2 P: 15	R: 0 E: 0 K: 1 S: 6	H: 1 LOB: 1 BB: 0 P: 6	1B: 6 2B: 0 3B: 0 HR: 0	SF: 0 SAC: 1 DP: 2 HBP: 0	WP: 0 PB: 1 CS: 0	PA: 37
<b>PITCHER</b>	IP WLS BF H R ER SO BB IBB HBP BLK WP HR S P ERA WHIP	7.1 L 30 5 3 0 1 2 1 0 0 0 0 0 29 41 0.00 0.955	1.2 7 1 0 0 1 1 0 0 0 0 0 0 8 12 0.00 1.200																	

New York Yankees @ Washington Senators  
Robert F. Kennedy Memorial Stadium, Washington, DC

AB 32  
R 3  
H 6  
RBI 1  
BB 4  
SO 2  
LOB 15




Sat Jul 11 1970, 7:05 PM EDT  
Att: 21,836 - Unknown - 80 F

Batter	1	2	3	4	5	6	7	8	9	AB	R	H	RBI	BB	SO	LOB	BOTTOM			
Del Unser, L OBP: 0.280, SLG: 0.304	4-3		5-3 1B		P6		BB		6-3	4	0	1	0	1	0	0				
Ed Brinkman, R OBP: 0.353, SLG: 0.330	5-3		5-3 1-2			5-3	1-3			4	0	0	0	0	0	2				
Frank Howard, R OBP: 0.436, SLG: 0.551	1B		1B IBB			6-3		F8		3	0	1	0	1	0	0				
Rick Reichardt, R OBP: 0.357, SLG: 0.579	1B		K			BB 1B 1B		5-3		4	0	2	0	0	1	2				
Lee Maye, L OBP: 0.333, SLG: 0.419	G3				F8	FC5 BB 1B			2B	4	0	2	0	0	0	2				
Aurelio Rodriguez, R OBP: 0.306, SLG: 0.429		F6		F5		1-2 2-3 BB		L5		3	0	0	0	1	0	1				
Bernie Allen, L OBP: 0.371, SLG: 0.437	G3			3-1		FC5 2-3				4	1	1	1	0	0	3				
Jim French, L OBP: 0.375, SLG: 0.271	4-3				F8		F7		K	4	0	0	0	0	1	0				
Jim Shellenback, L Horacio Pina, R Mike Epstein, L OBP: 0.354, SLG: 0.418		G3		6-3			6-3		K	3	0	0	0	0	0	0				
<b>Inning Stats</b>	R: 0 E: 0 K: 0 S: 5	H: 2 LOB: 2 BB: 0 P: 5	R: 0 E: 0 K: 0 S: 3	H: 0 LOB: 0 BB: 0 P: 3	R: 0 E: 0 K: 1 S: 6	H: 1 LOB: 1 BB: 1 P: 10	R: 0 E: 0 K: 0 S: 3	H: 0 LOB: 0 BB: 0 P: 3	R: 0 E: 0 K: 0 S: 5	H: 2 LOB: 3 BB: 1 P: 9	R: 0 E: 0 K: 0 S: 3	H: 0 LOB: 1 BB: 1 P: 7	R: 0 E: 0 K: 0 S: 4	H: 1 LOB: 1 BB: 0 P: 4	R: 1 E: 0 K: 2 S: 8	H: 1 LOB: 0 BB: 0 P: 8	1B: 5 2B: 1 3B: 0 HR: 1	SF: 0 SAC: 0 DP: 0 HBP: 0	WP: 0 PB: 0 CS: 0	PA: 37
<b>PITCHER</b>	IP WLS BF H R ER SO BB IBB HBP BLK WP HR S P ERA WHIP	8.0 W 34 7 1 1 1 2 0 0 0 0 0 7 7 0.00 0.000	1.0 S 3 0 0 0 2 0 0 0 0 0 0 7 7 0.00 0.000																	

New York Yankees @ Washington Senators  
Robert F. Kennedy Memorial Stadium, Washington, DC

AB 34  
R 1  
H 7  
RBI 1  
BB 3  
SO 3  
LOB 10



Sat Jul 11 1970, 7:05 PM EDT  
Att: 21,836 - Unknown - 80 F



Batter	1	2	3	4	5	6	7	8	9	AB	R	H	RBI	BB	SO	LOB	TOP			
Horace Clarke, S OBP: 0.293, SLG: 0.322 (1, 4)										5	1	3	0	0	0	1				
Jerry Kenney, L OBP: 0.307, SLG: 0.343 (1, 5)										5	0	1	0	0	1	4				
Bobby Murcer, L OBP: 0.354, SLG: 0.432 (1, 8)										5	0	2	1	0	0	3				
Roy White, S OBP: 0.399, SLG: 0.511 (1, 7)										4	0	1	0	0	0	2				
Danny Cater, R OBP: 0.338, SLG: 0.414 (1, 3)										4	0	1	0	0	0	2				
Thurman Munson, R OBP: 0.381, SLG: 0.374 (1, 2)										3	0	0	0	1	1					
Curt Blefary, L OBP: 0.307, SLG: 0.277 (1, 9)										3	1	1	0	1	0	2				
Gene Michael, S OBP: 0.307, SLG: 0.283 (1, 6)										3	0	0	0	1	0	4				
Mel Stottlemyre, R OBP: 0.296, SLG: 0.333 (2, 1)										1	0	0	0	0	0	1				
Steve Hamilton, L OBP: 0.300, SLG: 0.338 (5, PH)										0	0	0	0	0	0	0				
Jim Lytle, L OBP: 0.300, SLG: 0.338 (5, 1)										0	0	0	0	0	0	0				
Ron Klimkowski, R OBP: 0.300, SLG: 0.338 (5, 1)										0	0	0	0	0	0	0				
Pete Ward, L OBP: 0.300, SLG: 0.338 (7, PH)										0	0	0	0	0	0	0				
Jack Aker, R OBP: 0.300, SLG: 0.338 (7, 1)										0	0	0	0	0	0	0				
Ron Hansen, R OBP: 0.300, SLG: 0.338 (9, PH)										1	1	1	2	0	0	0				
<b>Inning Stats</b>	R: 1 E: 0 K: 0 S: 5	H: 2 LOB: 1 BB: 0 P: 5	R: 0 E: 0 K: 0 S: 3	H: 0 LOB: 1 BB: 1 P: 7	R: 0 E: 0 K: 0 S: 4	H: 2 LOB: 1 BB: 0 P: 4	R: 0 E: 0 K: 1 S: 5	H: 0 LOB: 0 BB: 0 P: 9	R: 0 E: 0 K: 0 S: 4	H: 1 LOB: 1 BB: 0 P: 4	R: 0 E: 0 K: 0 S: 4	H: 1 LOB: 1 BB: 0 P: 8	R: 0 E: 0 K: 0 S: 3	H: 1 LOB: 0 BB: 0 P: 3	R: 2 E: 0 K: 1 S: 8	H: 3 LOB: 1 BB: 0 P: 8	1B: 8 2B: 2 3B: 0 HR: 1	SF: 0 SAC: 0 DP: 2 HBP: 0	WP: 0 PB: 0 SB: 0 CS: 0	PA: 39
<b>PITCHER</b>	IP	WLS	BF	H	R	ER	SO	BB	IBB	HBP	BLK	WP	HR	S	P	ERA	WHIP			
Jim Hannan, R ERA: 4.0 (1, 1)	8.1	W	37	11	3	3	1	3	0	0	0	0	1	36	48	3.24	1.680			
Darold Knowles, L ERA: 1.6 (9, 1)	0.2	S	2	0	0	0	1	0	0	0	0	0	0	4	4	0.00	0.000			

New York Yankees @ Washington Senators  
Robert F. Kennedy Memorial Stadium, Washington, DC

AB 36  
R 3  
H 11  
RBI 3  
BB 3  
SO 2  
LOB 20



WP: 0 PA: 39  
PB: 0  
SB: 0  
CS: 0

Sun Jul 12 1970, 3:33 AM EDT  
Att: 30,155 - Sunny - 85 F

Batter	1	2	3	4	5	6	7	8	9	AB	R	H	RBI	BB	SO	LOB	BOTTOM			
Ed Brinkman, R OBP: 0.358, SLG: 0.340 (1, 6)										5	2	4	0	0	0	1				
Lee Maye, L OBP: 0.325, SLG: 0.408 (1, 9)										5	0	0	0	0	1	5				
Tom Grieve, R OBP: 0.333, SLG: 0.500 (9, 9)										0	0	0	0	0	0	0				
Frank Howard, R OBP: 0.438, SLG: 0.550 (1, 3)										4	1	2	2	1	0	1				
Rick Reichardt, R OBP: 0.364, SLG: 0.577 (1, 7)										4	1	2	1	0	1	2				
Bernie Allen, L OBP: 0.373, SLG: 0.439 (1, 4)										4	1	2	1	0	0	2				
Tim Cullen, R OBP: 0.281, SLG: 0.238 (7, PR) (8, 4)										0	0	0	0	0	0	0				
Aurelio Rodriguez, R OBP: 0.306, SLG: 0.425 (1, 5)										3	0	0	0	1	1	3				
Paul Casanova, R OBP: 0.314, SLG: 0.442 (1, 2)										4	1	1	1	0	0	4				
Del Unser, L OBP: 0.279, SLG: 0.303 (1, 8)										4	0	1	2	0	0	0				
Jim Hannan, R OBP: 0.357, SLG: 0.250 (1, 1)										3	1	1	0	1	1	2				
Darold Knowles, L OBP: 0.091, SLG: 0.091 (9, 1)										0	0	0	0	0	0	0				
<b>Inning Stats</b>	R: 4 E: 0 K: 0 S: 7	H: 4 LOB: 2 BB: 1 P: 12	R: 1 E: 0 K: 0 S: 5	H: 2 LOB: 2 BB: 1 P: 9	R: 0 E: 0 K: 0 S: 3	H: 0 LOB: 1 BB: 1 P: 7	R: 0 E: 0 K: 0 S: 3	H: 1 LOB: 0 BB: 0 P: 3	R: 1 E: 0 K: 0 S: 4	H: 1 LOB: 0 BB: 0 P: 4	R: 0 E: 0 K: 1 S: 6	H: 1 LOB: 1 BB: 0 P: 6	R: 0 E: 0 K: 2 S: 8	H: 1 LOB: 1 BB: 0 P: 8	R: 1 E: 0 K: 1 S: 8	H: 3 LOB: 2 BB: 0 P: 8	1B: 11 2B: 1 3B: 0 HR: 1	SF: 0 SAC: 0 DP: 0 HBP: 1	WP: 0 PB: 0 SB: 0 CS: 1	PA: 41
<b>PITCHER</b>	IP	WLS	BF	H	R	ER	SO	BB	IBB	HBP	BLK	WP	HR	S	P	ERA	WHIP			
Mel Stottlemyre, R ERA: 3.57 (1, 1)	1.1	L	13	6	5	5	0	1	0	0	0	0	0	8	12	0.00	0.750			
Steve Hamilton, L ERA: 1.98 (2, 1)	2.2		9	1	0	0	0	1	0	0	0	0	0	10	10	4.50	1.000			
Ron Klimkowski, R ERA: 3.23 (5, 1)	2.0		8	2	1	1	1	0	0	0	0	0	1	10	10	4.50	2.000			
Jack Aker, R ERA: 2.84 (7, 1)	2.0		10	4	1	1	3	0	0	0	0	0	0	16	16	4.50	2.000			

New York Yankees @ Washington Senators  
Robert F. Kennedy Memorial Stadium, Washington, DC

AB 36  
R 7  
H 13  
RBI 7  
BB 3  
SO 4  
LOB 20



WP: 0 PA: 41  
PB: 0  
SB: 0  
CS: 1

Sun Jul 12 1970, 3:33 AM EDT  
Att: 30,155 - Sunny - 85 F



Batter	1	2	3	4	5	6	7	8	9	AB	R	H	RBI	BB	SO	LOB	TOP									
<b>Sandy Alomar Sr. S</b> OBP: 0.293, SLG: 0.293 (1, 4)	0-0 6-3		0-0 L8		0-3 K		0-0 SH1-4		0-0 SH	3	0	0	1	0	1	1	<b>California Angels @ Washington Senators</b> Robert F. Kennedy Memorial Stadium, Washington, DC Thu Jul 16 1970, 7:05 PM EDT Att: 9,292 - Unknown <a href="http://livebaseballscorecards.com">livebaseballscorecards.com</a>									
<b>Roger Repoz L</b> OBP: 0.333, SLG: 0.458 (1, 8) (9, 9)	0-3 K		0-0 1B		4-0 1B BB		0-3 K		0-3 K	4	0	1	0	1	3	3										
<b>Jim Fregosi R</b> OBP: 0.367, SLG: 0.497 (1, 6)	0-0 P6		0-0 L4		0-0 1B		0-0 L1		4-0 BB	4	0	1	1	1	0	2										
<b>Alex Johnson R</b> OBP: 0.364, SLG: 0.457 (1, 7)		0-0 FC6 2B		0-0 5-3	0-0 5-3				0-0 F2 2B	5	0	2	0	0	0	5										
<b>Jim Spencer L</b> OBP: 0.307, SLG: 0.400 (1, 3)		0-0 FC6 2B		0-0 F3		0-0 6-3 SF9 2B			0-0 F2 2B	4	1	1	0	0	0	2										
<b>Ken McMullen R</b> OBP: 0.332, SLG: 0.393 (1, 5)		0-0 2B		0-0 BB		0-0 6-3			0-0 5-3	3	0	1	0	1	0	1										
<b>Bill Voss L</b> OBP: 0.339, SLG: 0.361 <b>Jarvis Tatum R</b> OBP: 0.345, SLG: 0.304 (9, PH) (9, 8)		4-0 IBB		0-3 K		0-0 SF9			0-0 4-3	1	0	0	1	1	1	1										
<b>Tom Egan R</b> OBP: 0.245, SLG: 0.270 <b>Girardo Ruiz S</b> OBP: 0.305, SLG: 0.304 <b>Joe Azcue R</b> OBP: 0.326, SLG: 0.359 (9, PR) (9, 2)		0-3 K		0-0 5-3		0-3 K			0-0 1B SH 2B	4	0	1	0	0	2	3										
<b>Andy Messersmith R</b> OBP: 0.158, SLG: 0.263 <b>Dave LaRoche L</b> OBP: 0.997, SLG: 1.000 <b>Billy Cowan R</b> OBP: 0.373, SLG: 0.582 <b>Paul Doyle L</b> (9, 1)		0-3 K		0-0 1B 2B		0-0 SH1-4 1B			0-0 BB SH FC1-2 1B	2	1	1	0	0	1	3										
<b>Inning Stats</b>	R: 0 E: 0 K: 1 S: 5	H: 0 LOB: 0 BB: 0 P: 5	R: 0 E: 0 K: 2 S: 9	H: 2 LOB: 3 BB: 1 P: 13	R: 0 E: 0 K: 0 S: 3	H: 1 LOB: 0 BB: 0 P: 3	R: 0 E: 0 K: 1 S: 5	H: 0 LOB: 1 BB: 1 P: 9	R: 1 E: 0 K: 1 S: 7	H: 2 LOB: 2 BB: 0 P: 11	R: 1 E: 0 K: 1 S: 6	H: 1 LOB: 0 BB: 0 P: 6	R: 0 E: 0 K: 0 S: 3	H: 1 LOB: 0 BB: 0 P: 3	R: 1 E: 0 K: 1 S: 8	H: 2 LOB: 3 BB: 1 P: 12		1B: 4 2B: 7 3B: 0 HR: 0	SF: 1 SAC: 2 DP: 1 HBP: 0	WP: 0 PB: 0 SB: 0 CS: 0	PA: 40					
<b>PITCHER</b>	IP	WLS	BF	H	R	ER	SO	BB	IBB	HBP	BLK	WP	HR	S	P	ERA		WHIP								
<b>Dick Bosman R</b> ERA: 3.38 <b>Joe Grzenda L</b> ERA: 5.84 <b>Horacio Pina R</b> ERA: 2.61 <b>Jim Shellenback L</b> ERA: 3.69 <b>Joe Coleman R</b> ERA: 4.2	(1, 1)		7.0	31	8	2	2	7	2	1	0	0	0	0	42	54		2.57	1.429							
	(8, 1)	1.1	L	4	1	1	1	0	0	0	0	0	0	0	4	4	6.75	0.750								
	(9, 1)	0.0		2	1	0	0	0	0	0	0	0	0	0	2	2	∞	∞								
	(9, 1)	0.1		1	0	0	0	1	0	0	0	0	0	0	3	3	0.00	0.000								
	(9, 1)	0.1		2	0	0	0	0	1	0	0	0	0	0	1	5	0.00	3.000								

Batter	1	2	3	4	5	6	7	8	9	AB	R	H	RBI	BB	SO	LOB	BOTTOM									
<b>Ed Brinkman R</b> OBP: 0.356, SLG: 0.338 (1, 6)	0-0 1-4-3		0-0 F7		0-0 F8		0-0 4-3 1B		0-0 6-3	5	0	1	0	0	0	1	<b>California Angels @ Washington Senators</b> Robert F. Kennedy Memorial Stadium, Washington, DC Thu Jul 16 1970, 7:05 PM EDT Att: 9,292 - Unknown <a href="http://livebaseballscorecards.com">livebaseballscorecards.com</a>									
<b>Lee Maye L</b> OBP: 0.333, SLG: 0.433 (1, 9) BB	4-0 5-3 BB		0-0 HR		0-0 2B		0-0 4-3			3	1	2	1	1	0	1										
<b>Frank Howard R</b> OBP: 0.438, SLG: 0.547 (1, 3)	0-0 5-3		0-0 6-3		4-0 IBB		4-0 IBB			2	0	0	0	2	0	1										
<b>Rick Reichardt R</b> OBP: 0.367, SLG: 0.570 (1, 7) BB	4-0 BB		4-0 BB		0-3 K		0-3 K			2	0	0	0	2	2	4										
<b>Bernie Allen L</b> OBP: 0.366, SLG: 0.429 (1, 4)	0-0 4-3		0-0 F8		0-3 K				0-0 F9	4	0	0	0	0	1	5										
<b>Aurelio Rodriguez R</b> OBP: 0.305, SLG: 0.432 (1, 5)		0-0 HR		0-0 F7		0-3 K			0-0 P4	4	1	1	1	0	1	0										
<b>Paul Casanova R</b> OBP: 0.307, SLG: 0.432 (1, 2)		0-0 4-3		0-0 F8		0-0 5-3			0-0 F5	4	0	0	0	0	0	0										
<b>Del Unser L</b> OBP: 0.284, SLG: 0.304 (1, 8)		0-0 F8		0-0 1B		0-3 K			4-0 FC1-6 BB	3	0	1	0	1	1	0										
<b>Dick Bosman R</b> OBP: 0.143, SLG: 0.143 <b>Joe Grzenda R</b> <b>Horacio Pina R</b> <b>Jim Shellenback L</b> <b>Joe Coleman R</b> <b>Tim Cullen R</b> (9, PH) OBP: 0.279, SLG: 0.236	(1, 1) (8, 1) (9, 1) (9, 1) (9, 1) (9, PH)		0-0 F3		0-0 P6		0-3 K		0-0 FC1-6	3	0	0	0	0	0	1										
<b>Inning Stats</b>	R: 0 E: 0 K: 0 S: 3	H: 0 LOB: 2 BB: 2 P: 11	R: 1 E: 0 K: 0 S: 4	H: 1 LOB: 0 BB: 0 P: 4	R: 1 E: 0 K: 0 S: 4	H: 1 LOB: 1 BB: 1 P: 8	R: 0 E: 0 K: 0 S: 4	H: 1 LOB: 1 BB: 0 P: 4	R: 0 E: 0 K: 2 S: 8	H: 0 LOB: 0 BB: 0 P: 7	R: 0 E: 0 K: 2 S: 8	H: 1 LOB: 2 BB: 1 P: 12	R: 0 E: 0 K: 0 S: 3	H: 0 LOB: 0 BB: 0 P: 3	R: 0 E: 0 K: 0 S: 2	H: 0 LOB: 0 BB: 1 P: 6		1B: 2 2B: 1 3B: 0 HR: 2	SF: 0 SAC: 0 DP: 0 HBP: 0	WP: 0 PB: 0 SB: 0 CS: 0	PA: 37					
<b>PITCHER</b>	IP	WLS	BF	H	R	ER	SO	BB	IBB	HBP	BLK	WP	HR	S	P	ERA		WHIP								
<b>Andy Messersmith R</b> ERA: 2.62 <b>Dave LaRoche L</b> ERA: 3.6 <b>Paul Doyle L</b> ERA: 6.33	(1, 1)		4.2	22	4	2	2	1	3	1	0	0	0	0	21	25		0.00	0.300							
	(9, 1)	1.0	S	3	0	0	0	0	1	0	0	0	0	2	6	0.00	1.000									



Batter	1	2	3	4	5	6	7	8	9	AB	R	H	RBI	BB	SO	LOB	TOP				
<b>Sandy Alomar Sr. S</b> OBP: 0.296, SLG: 0.296 (1, 4)	0-0 4-3		0-0 HR	4-0 E WP BB		0-0 F8		4-0 1B BB		3	2	1	0	2	0	1	<b>California Angels @ Washington Senators</b> Robert F. Kennedy Memorial Stadium, Washington, DC Fri Jul 17 1970, 7:05 PM EDT Att: 7,859 - Unknown <a href="http://livebaseballscorecards.com">livebaseballscorecards.com</a>				
<b>Roger Repoz L</b> OBP: 0.335, SLG: 0.469 (1, 8)	0-3 K		0-0 HR	0-0 4-3		0-0 F9		0-0 G5-4-3 1B		5	1	2	4	0	1	1					
<b>Jim Fregosi R</b> OBP: 0.370, SLG: 0.516 (1, 6)	0-0 6-3		0-0 HR	0-0 FC6-4 1B				0-0 P3		5	2	3	2	0	0	2					
<b>Alex Johnson R</b> OBP: 0.359, SLG: 0.450 (1, 7)		0-0 6-3	0-0 6-3	0-0 FC6-4				0-0 4-3	0-0 G5-4-3	5	0	0	0	0	0	3					
<b>Jim Spencer L</b> OBP: 0.308, SLG: 0.398 (1, 3)		0-0 P4			4-0 G5-4-3 BB				0-0 6-3	4	0	1	0	1	1	0					
<b>Ken McMullen R</b> OBP: 0.330, SLG: 0.390 (1, 5)		0-0 BLK 1B	0-3 K		0-0 G5-4-3			0-0 5-3	0-0 6-3	5	1	1	0	0	1	2					
<b>Bill Voss L</b> OBP: 0.341, SLG: 0.357 (1, 9)	4-0 1-2 BB	0-3 K			0-0 F7			0-0 E7 WP 1B	0-0 1-3	4	1	1	0	1	1	1					
<b>Tom Egan R</b> OBP: 0.255, SLG: 0.279 (1, 2)	0-0 FC6-4 1B			0-0 F7		0-3 K		0-0 BB 1B		4	1	2	2	0	1	0					
<b>Clyde Wright R</b> OBP: 0.250, SLG: 0.339 (1, 1)	0-0 FC6-4				0-0 HR			0-0 BB 1B		4	2	3	1	0	0	2					
<b>Inning Stats</b>	R: 0 E: 0 K: 1 S: 5	H: 0 LOB: 0 BB: 0 P: 5	R: 1 E: 0 K: 0 S: 5	H: 2 LOB: 2 BB: 1 P: 9	R: 3 E: 0 K: 2 S: 11	H: 4 LOB: 1 BB: 0 P: 11	R: 2 E: 0 K: 0 S: 5	H: 2 LOB: 1 BB: 1 P: 9	R: 0 E: 0 K: 1 S: 6	H: 1 LOB: 0 BB: 0 P: 6	R: 1 E: 0 K: 1 S: 6	H: 1 LOB: 0 BB: 0 P: 6	R: 3 E: 1 K: 0 S: 6	H: 4 LOB: 1 BB: 1 P: 10	R: 0 E: 0 K: 0 S: 3	H: 0 LOB: 0 BB: 0 P: 3	1B: 9 2B: 1 3B: 0 HR: 4	SF: 0 SAC: 0 DP: 2 HBP: 0	WP: 2 PB: 2 SB: 0 CS: 1	PA: 43	
<b>PITCHER</b>	IP	WLS	BF	H	R	ER	SO	BB	IBB	HBP	BLK	WP	HR	S	P	ERA	WHIP				
<b>Casey Cox R</b> ERA: 4.58 (1, 1)	3.0	L	16	6	4	4	3	1	0	0	1	0	2	21	25	12.00	2.333				
<b>Jackie Brown R</b> ERA: 5.14 (4, 1)	3.0		13	3	2	2	1	2	0	0	0	1	1	13	21	6.00	1.667				
<b>Dick Such R</b> ERA: 7.56 (7, 1)	2.0		11	5	4	4	1	1	0	0	0	1	1	12	16	18.00	3.000				
<b>Joe Grzenda L</b> ERA: 5.72 (9, 1)	1.0		3	0	0	0	0	0	0	0	0	0	0	3	3	0.00	0.000				

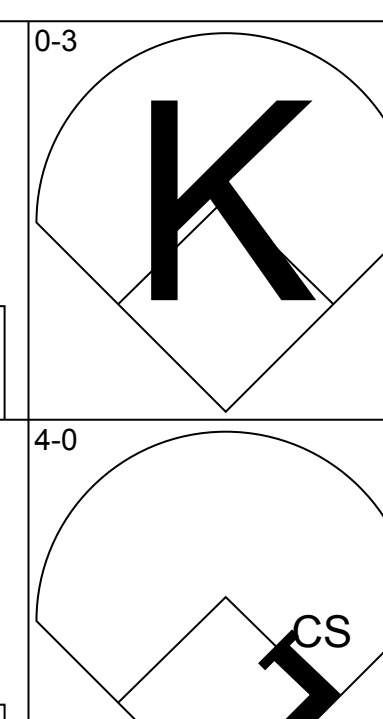
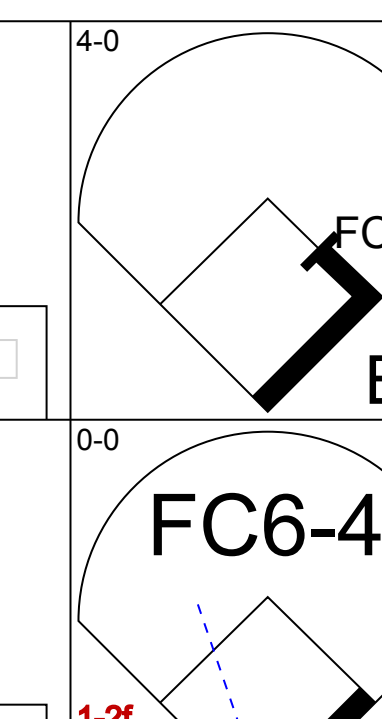
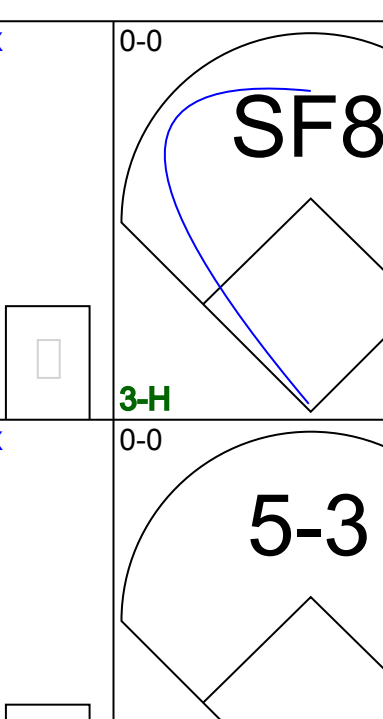
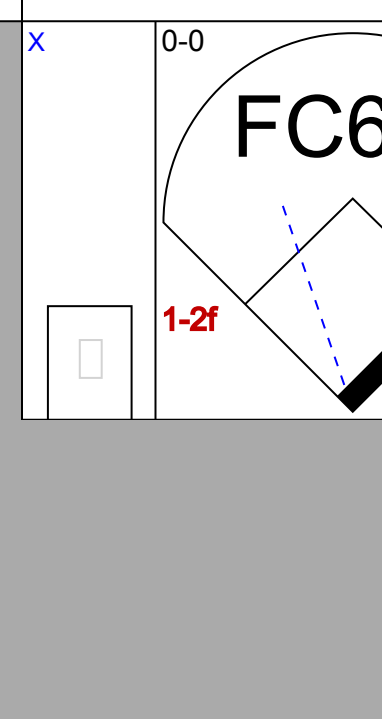
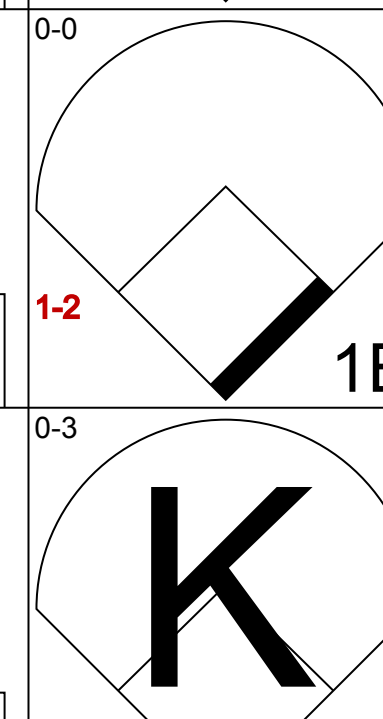
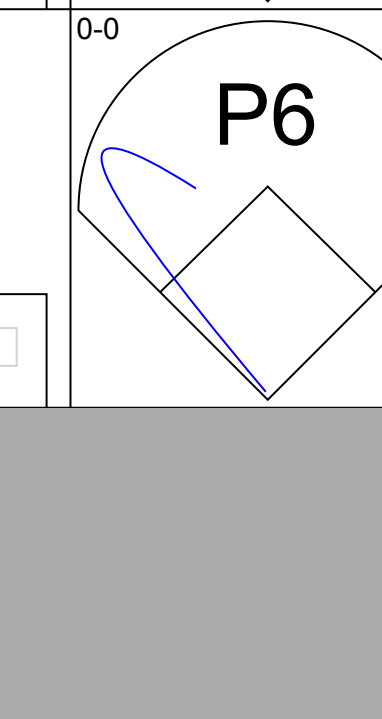

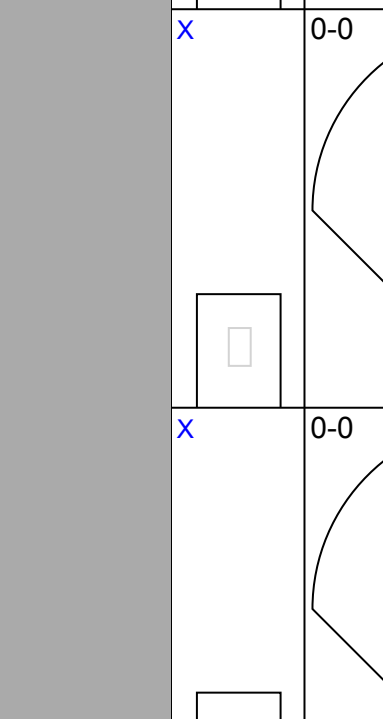



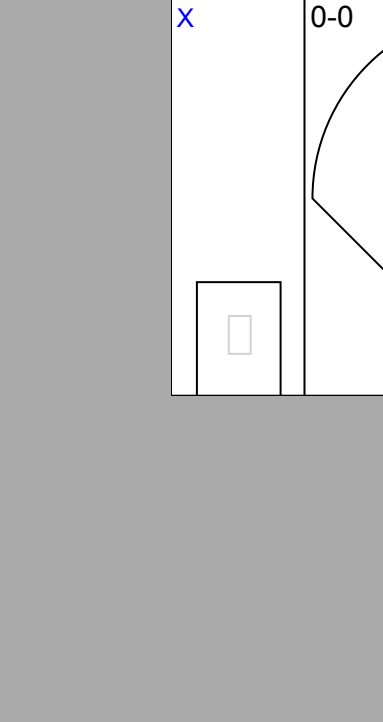


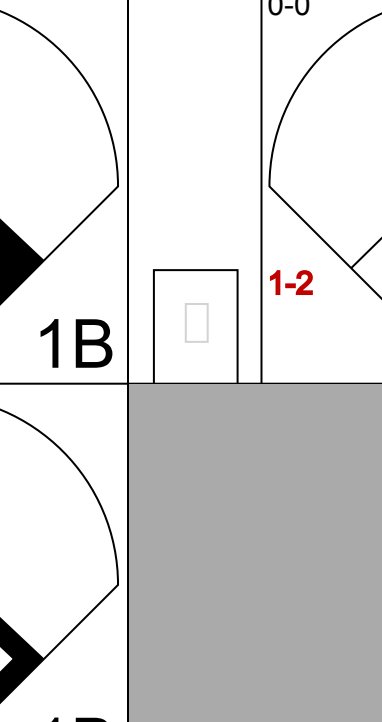
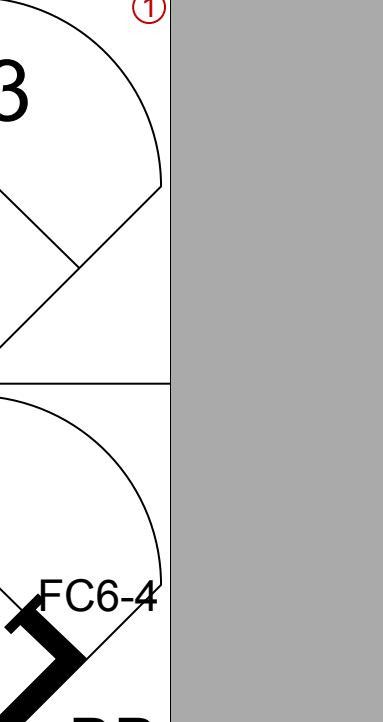
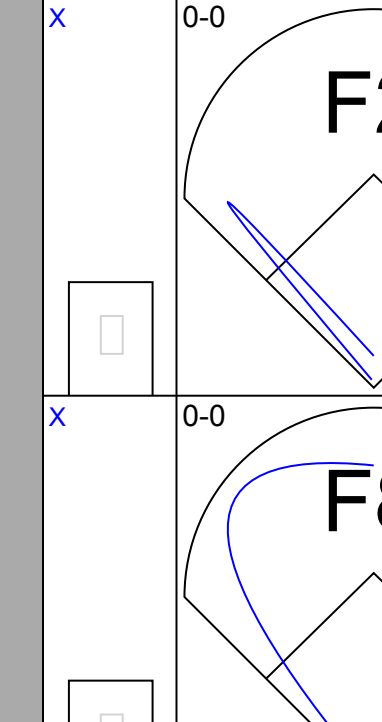
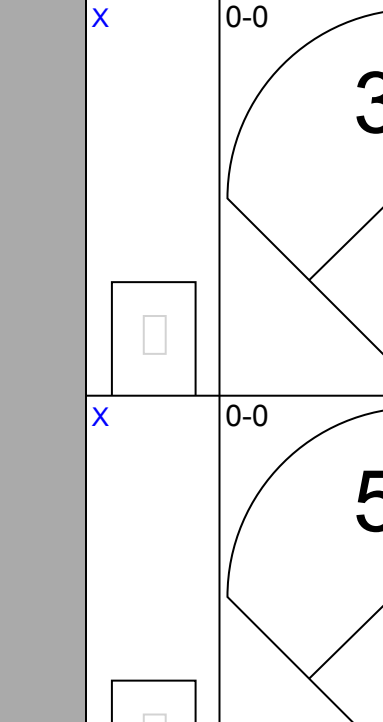
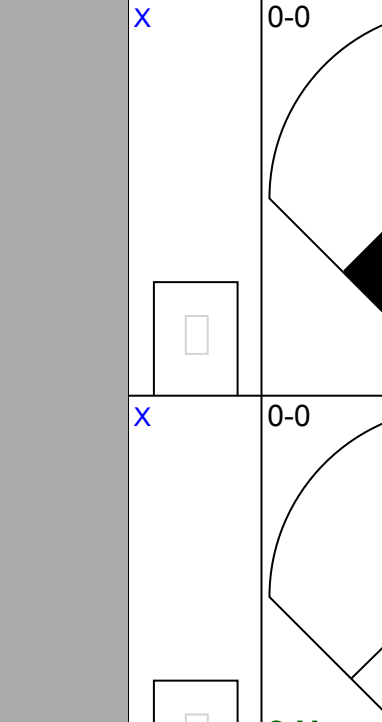
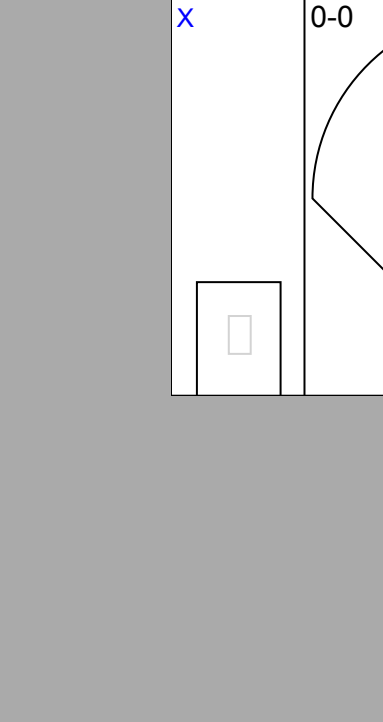
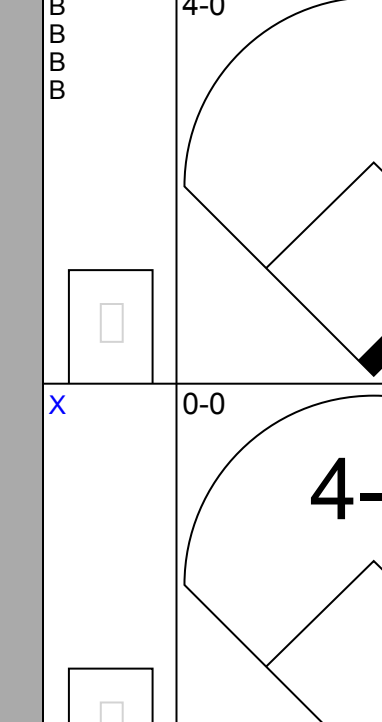

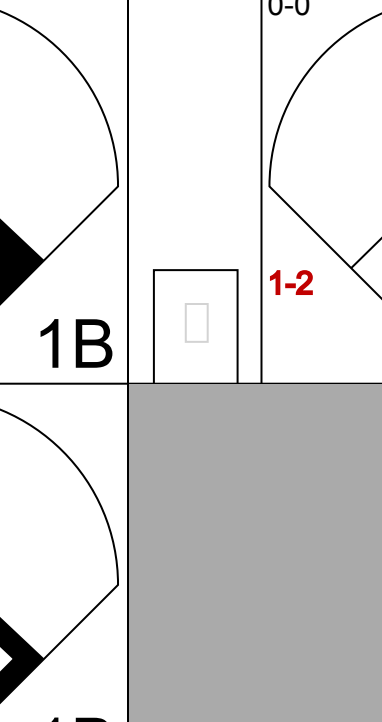
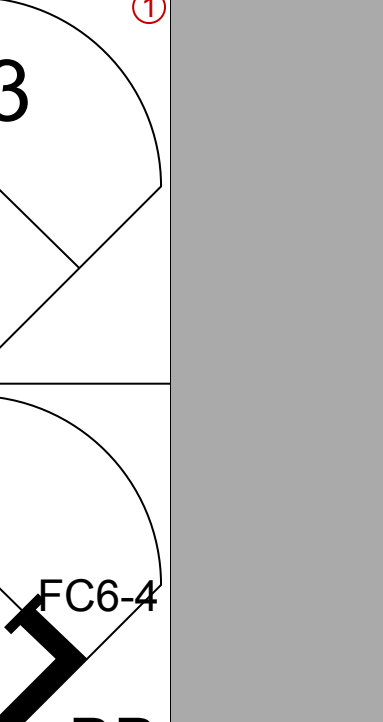
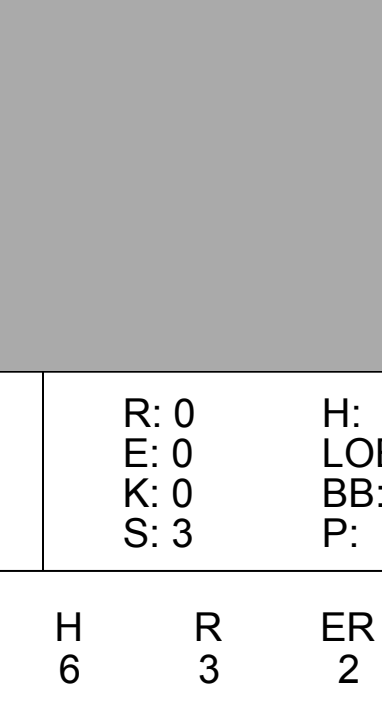
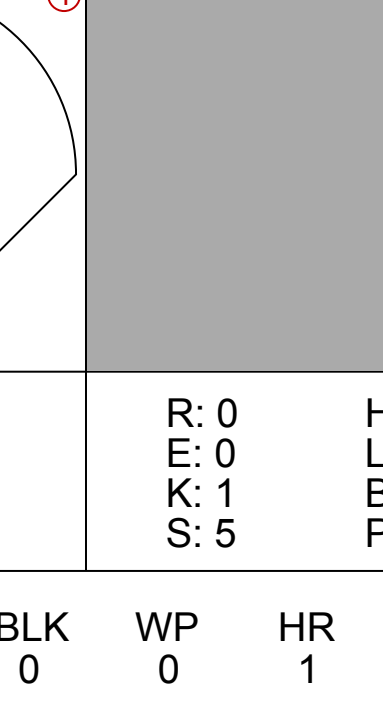
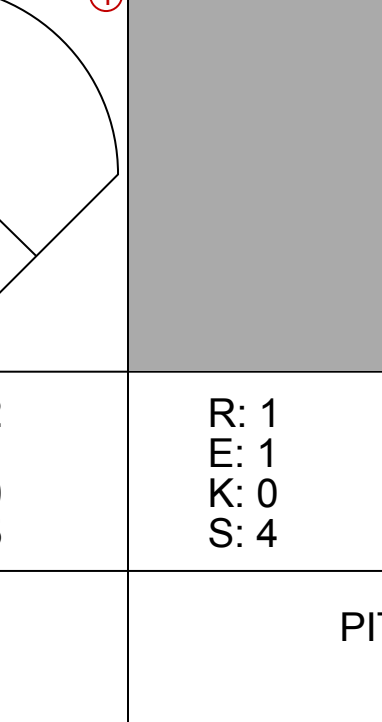
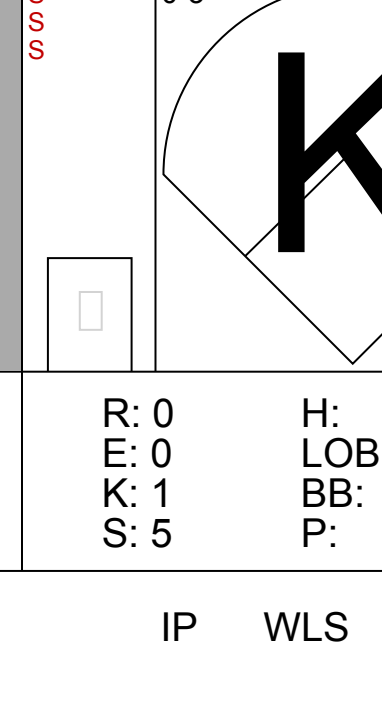
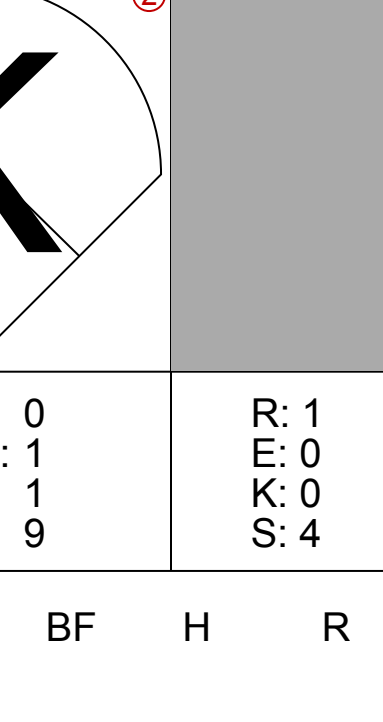
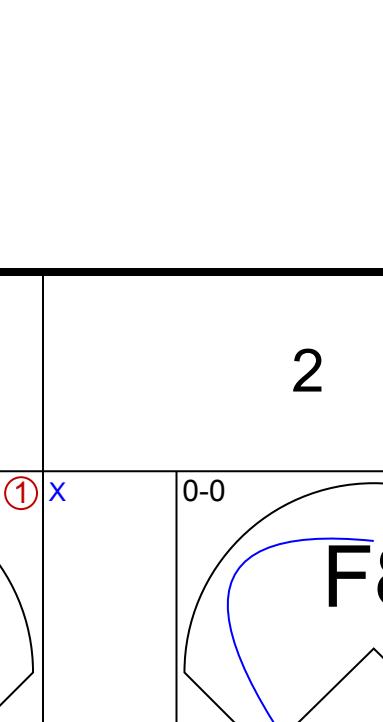
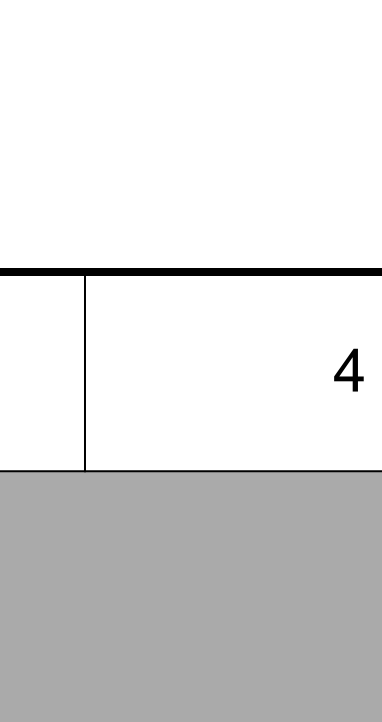
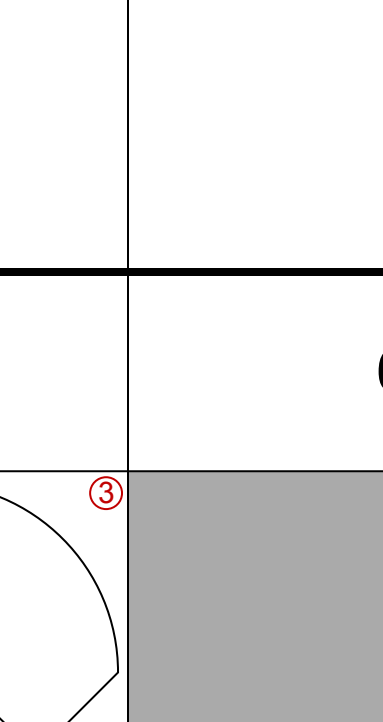
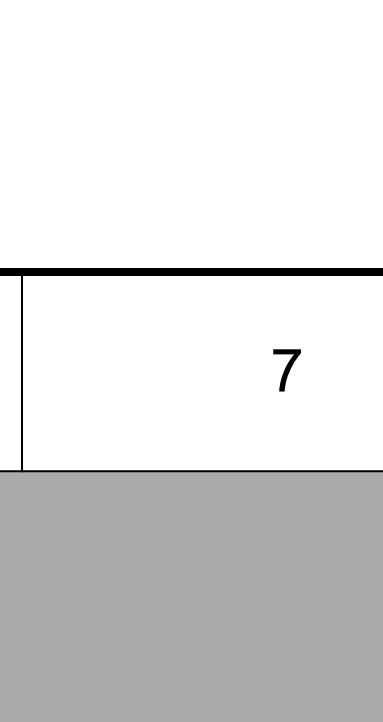
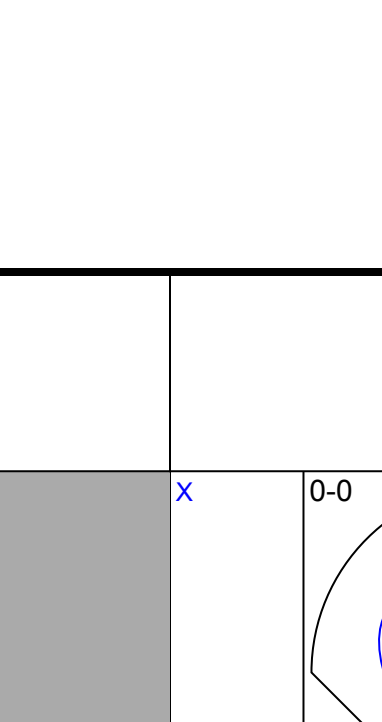
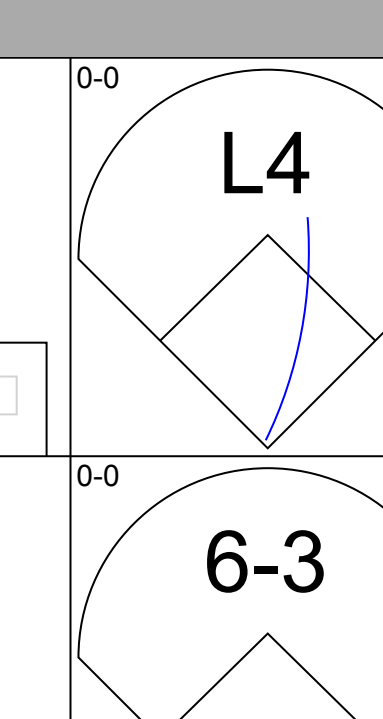


Batter	1	2	3	4	5	6	7	8	9	AB	R	H	RBI	BB	SO	LOB	BOTTOM				
<b>Tim Cullen R</b> OBP: 0.286, SLG: 0.245 (1, 4)	0-0 G3-6-3 1B		0-0 1B			0-0 F8		0-0 F7		4	0	2	0	0	0	1	<b>California Angels @ Washington Senators</b> Robert F. Kennedy Memorial Stadium, Washington, DC Fri Jul 17 1970, 7:05 PM EDT Att: 7,859 - Unknown <a href="http://livebaseballscorecards.com">livebaseballscorecards.com</a>				
<b>Lee Maye L</b> OBP: 0.332, SLG: 0.429 (1, 9)	0-0 G3-6-3		0-0 F8			0-0 1B		0-0 4-3		4	0	1	0	0	0	3					
<b>Frank Howard R</b> OBP: 0.437, SLG: 0.541 (1, 3)	4-0 BB			0-0 4-3		0-0 P6		0-0 P3		3	0	0	0	1	0	1					
<b>Rick Reichardt R</b> OBP: 0.359, SLG: 0.555 (1, 7)	0-3 K			0-0 L3		0-0 F9		0-0 6-3		4	0	0	0	0	1	1					
<b>Aurelio Rodriguez R</b> OBP: 0.304, SLG: 0.428 (1, 6)		0-0 6-3		0-0 6-3		4-0 BB		0-0 P5		3	0	0	0	1	0	0					
<b>Bernie Allen L</b> OBP: 0.361, SLG: 0.421 (1, 5)		0-0 L3			0-0 G3		0-0 P3			3	0	0	0	0	0	1					
<b>Paul Casanova R</b> OBP: 0.302, SLG: 0.424 (1, 2)		0-0 F8			0-0 5-3		0-0 5-3			3	0	0	0	0	0	1					
<b>Del Unser L</b> OBP: 0.285, SLG: 0.310 (1, 8)			0-0 3-1		0-0 1-3			0-0 2B		3	0	1	0	0	0	0					
<b>Inning Stats</b>	R: 0 E: 0 K: 1 S: 5	H: 1 LOB: 1 BB: 1 P: 9	R: 0 E: 0 K: 0 S: 3	H: 0 LOB: 0 BB: 0 P: 3	R: 0 E: 0 K: 0 S: 4	H: 1 LOB: 1 BB: 0 P: 4	R: 0 E: 0 K: 0 S: 3	H: 0 LOB: 0 BB: 0 P: 3	R: 0 E: 0 K: 1 S: 6	H: 1 LOB: 1 BB: 0 P: 6	R: 0 E: 0 K: 0 S: 3	H: 0 LOB: 0 BB: 1 P: 7	R: 0 E: 0 K: 1 S: 6	H: 1 LOB: 1 BB: 0 P: 6	R: 0 E: 0 K: 0 S: 3	H: 0 LOB: 0 BB: 0 P: 3	1B: 3 2B: 1 3B: 0 HR: 0	SF: 0 SAC: 0 DP: 1 HBP: 0	WP: 0 PB: 0 SB: 0 CS: 0	PA: 32	
<b>PITCHER</b>	IP	WLS	BF	H	R	ER	SO	BB	IBB	HBP	BLK	WP	HR	S	P	ERA	WHIP				
<b>Clyde Wright L</b> ERA: 2.69 (1, 1)	9.0	W	32	4	0	0	3	2	0	0	0	0	0	36	44	0.00	0.667				

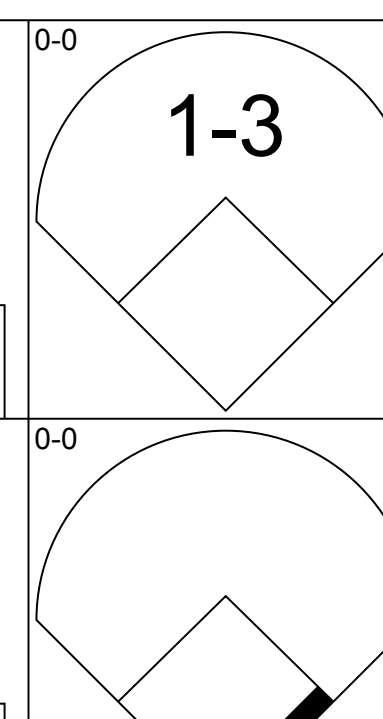
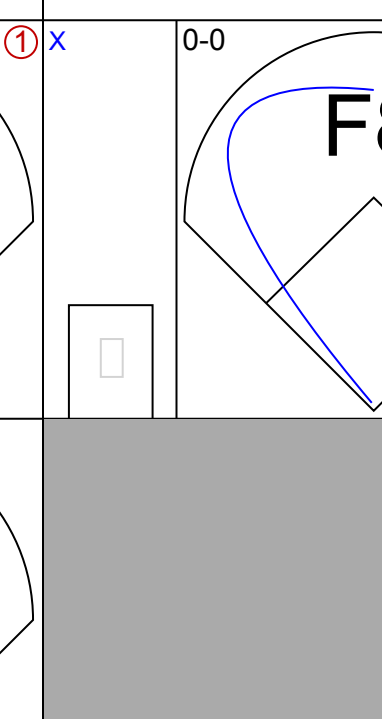
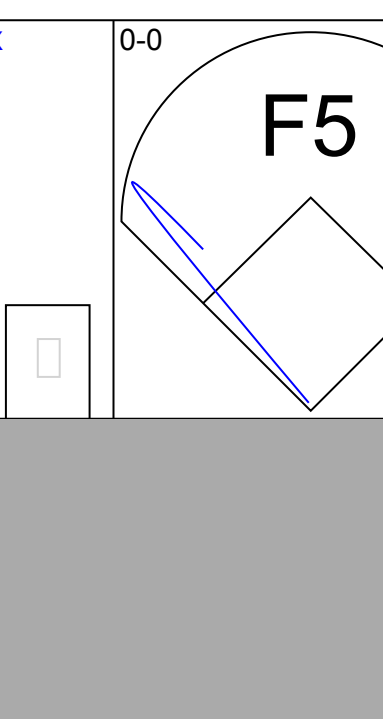
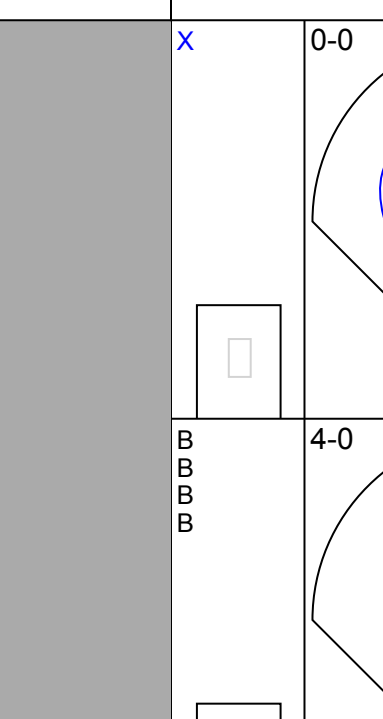
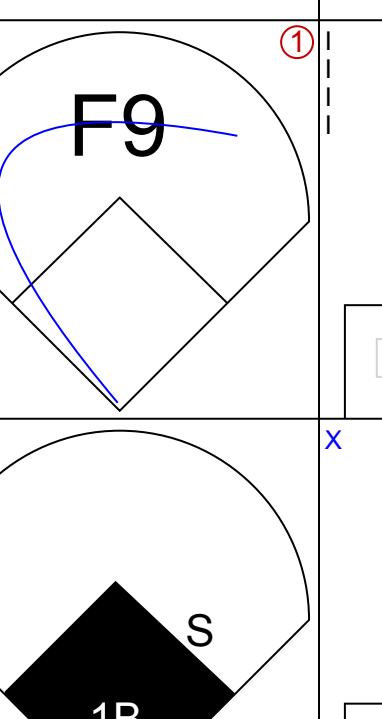
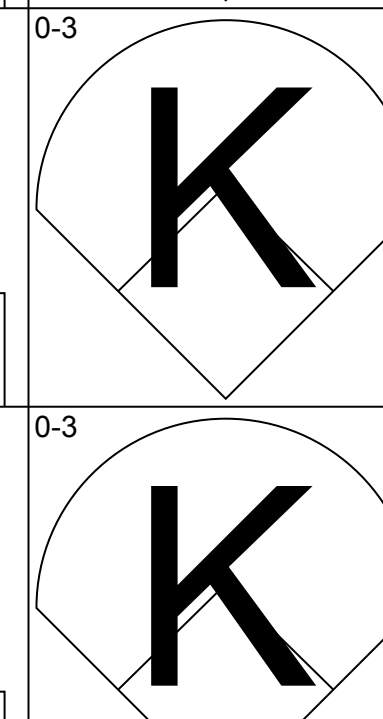
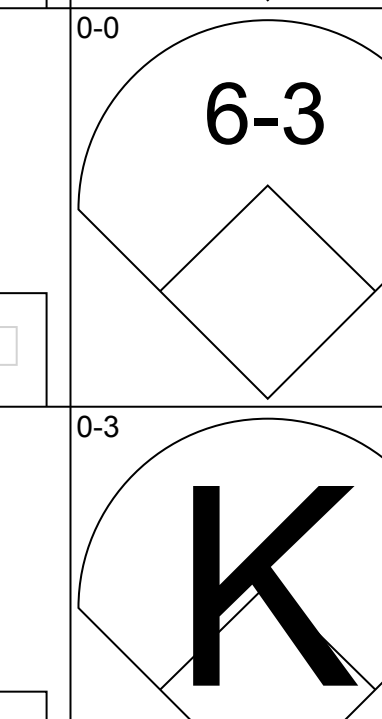


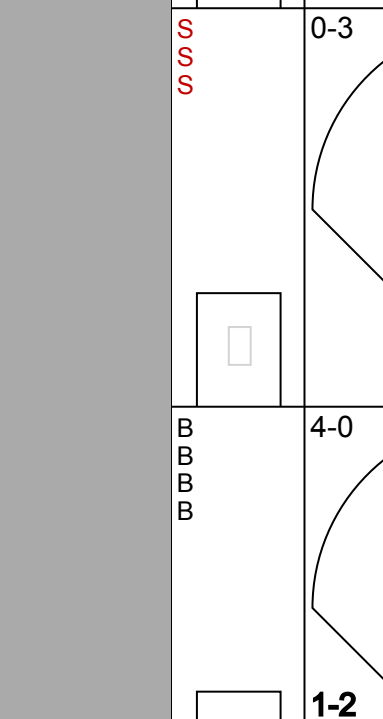
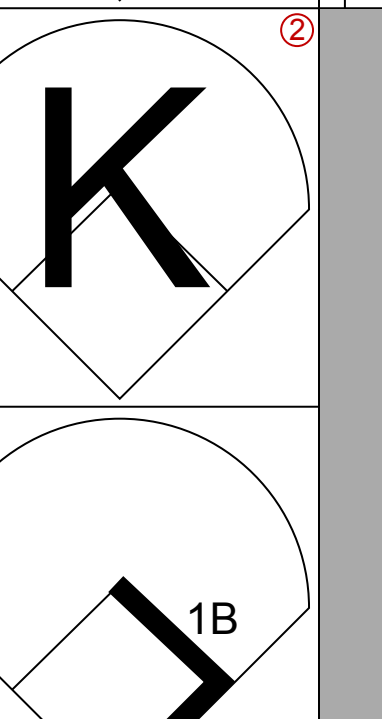






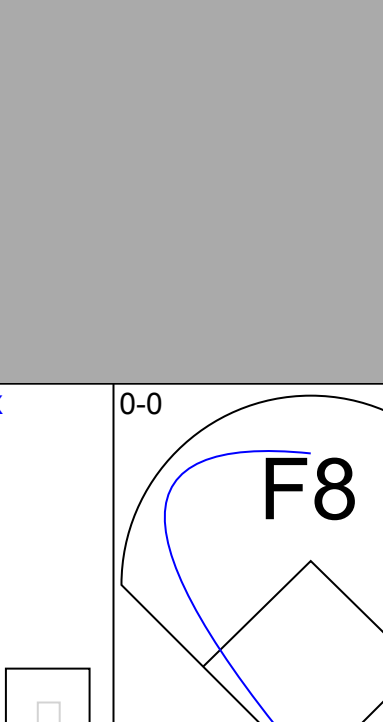
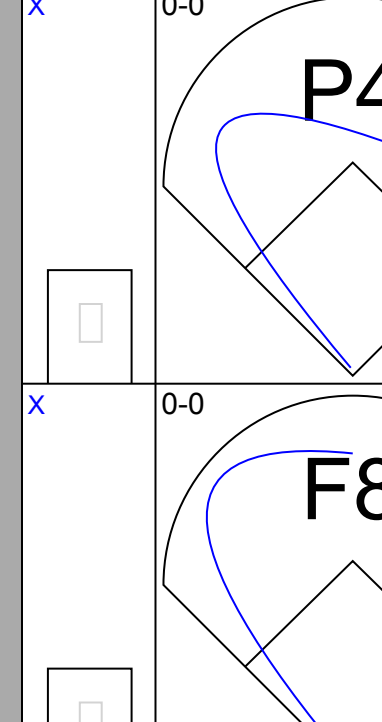
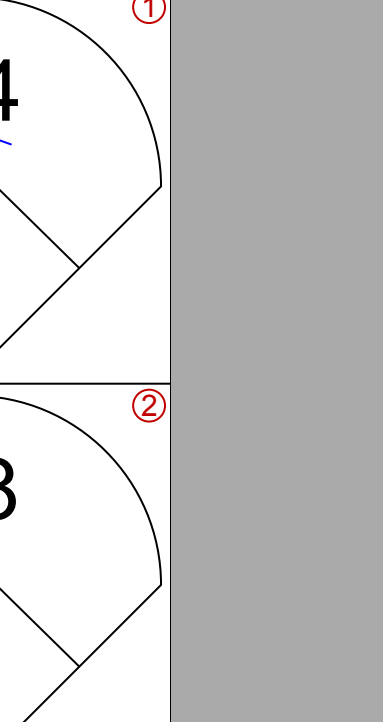
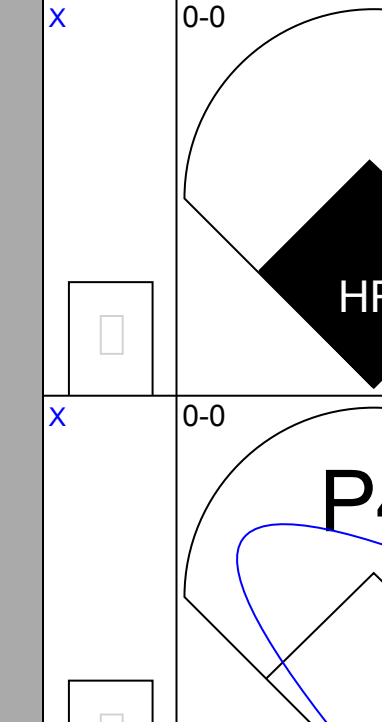
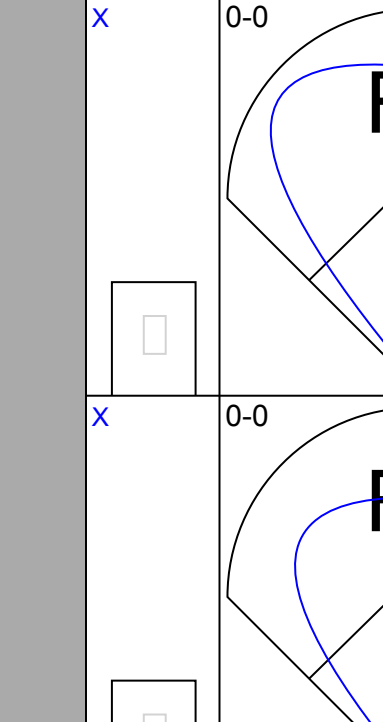


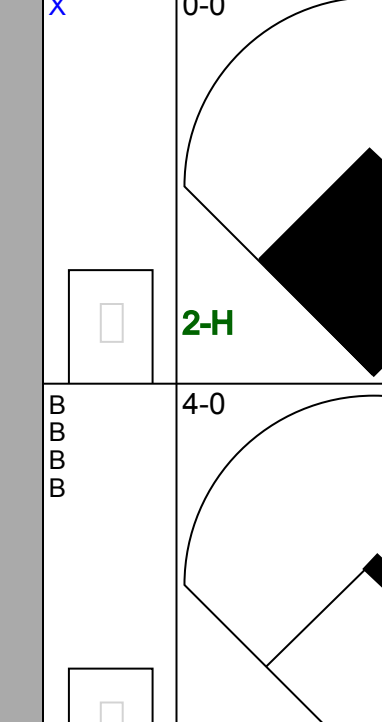
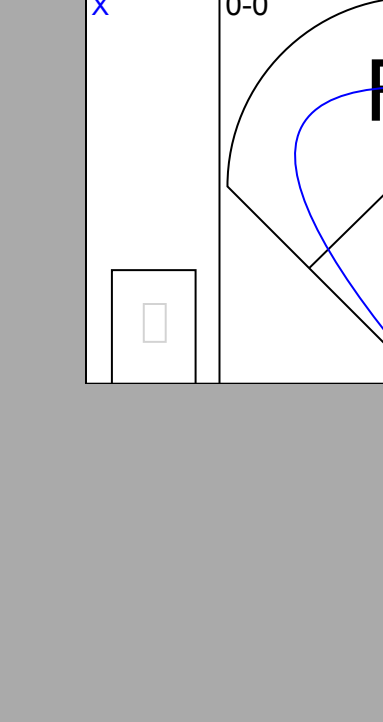
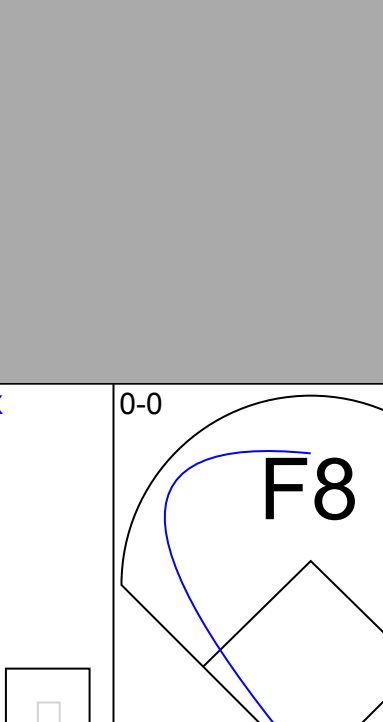
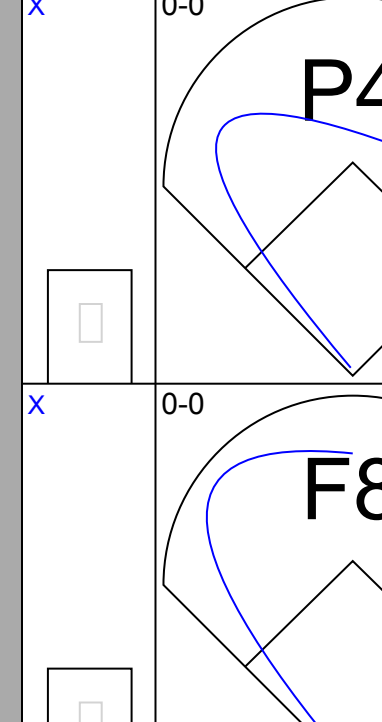
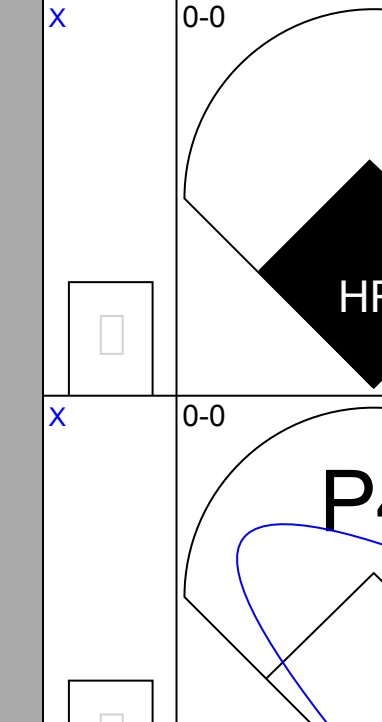
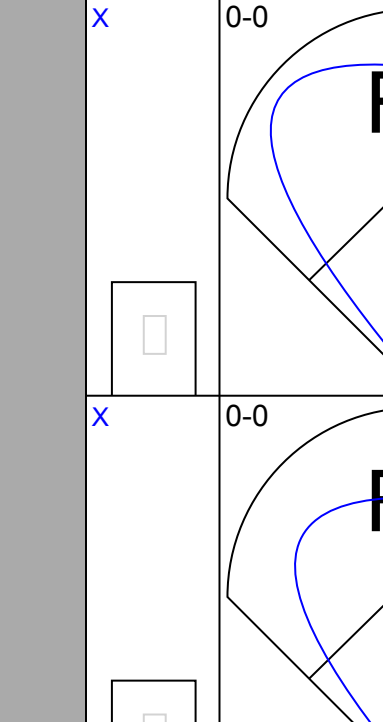


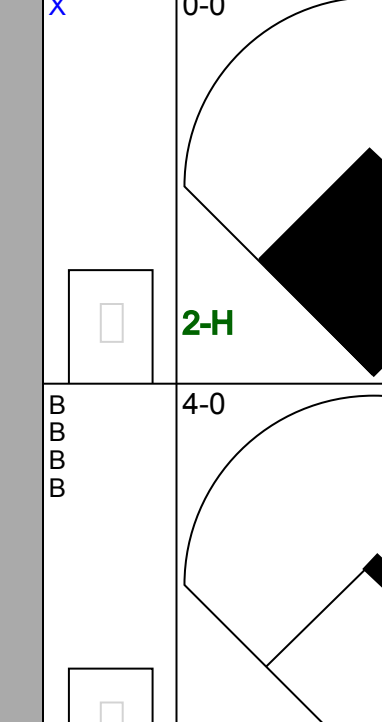
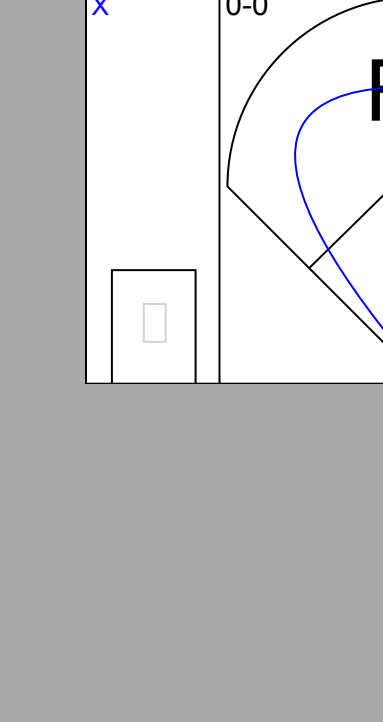
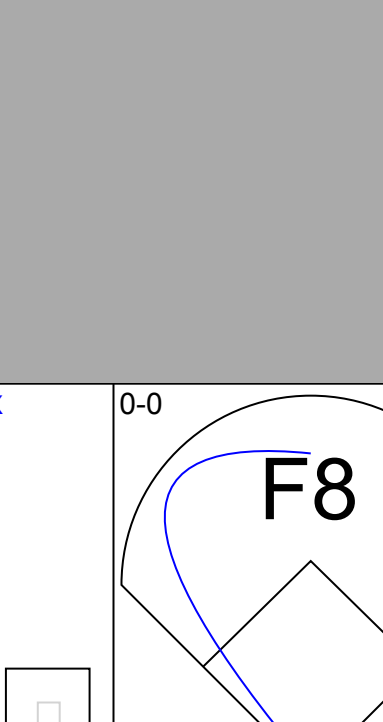
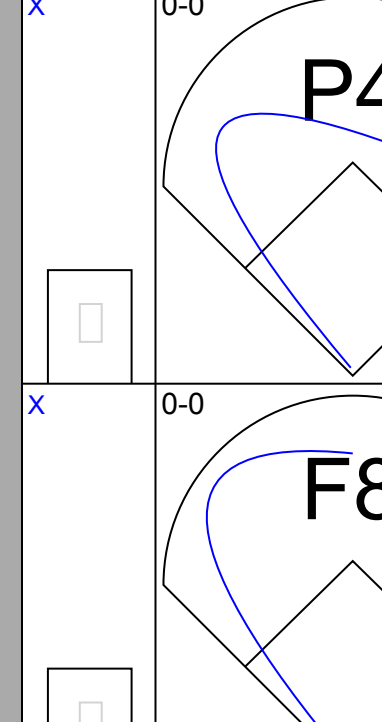
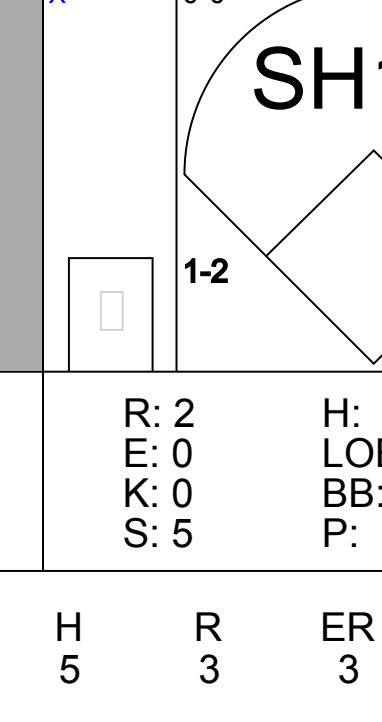

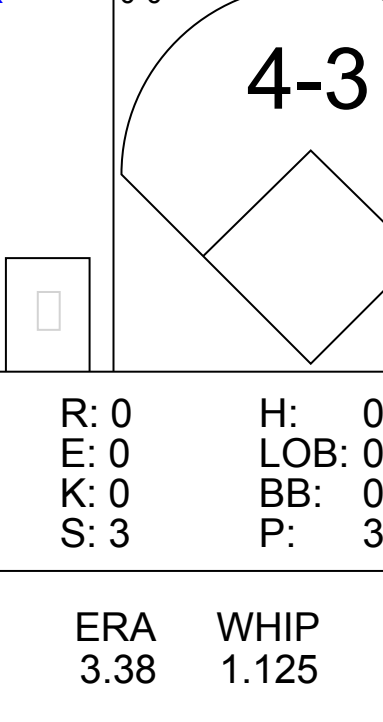
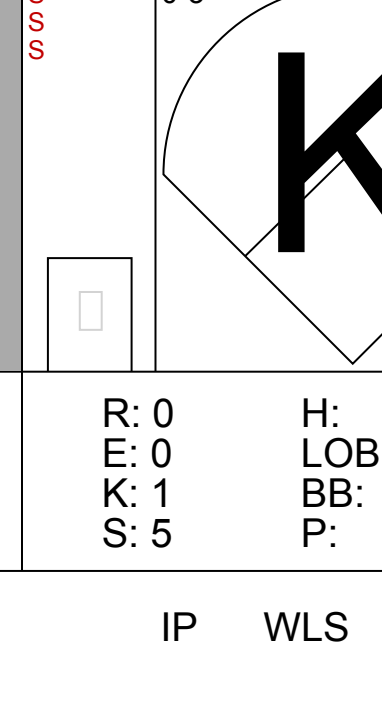


Batter	1	2	3	4	5	6	7	8	9	AB	R	H	RBI	BB	SO	LOB	TOP					
Sandy Alomar Sr. S OBP: 0.296, SLG: 0.296 (1, 4)										4	0	1	0	0	0	1	<b>California Angels @ Washington Senators</b> Robert F. Kennedy Memorial Stadium, Washington, DC Sat Jul 18 1970, 3:33 AM EDT Att: 8,551 - Unknown <a href="http://livebaseballscorecards.com">livebaseballscorecards.com</a>					
Jarvis Tatum R OBP: 0.350, SLG: 0.305 (1, 8)										3	0	1	0	1	0	1						
Jim Fregosi R OBP: 0.369, SLG: 0.513 (1, 6)										4	0	1	0	0	1	3						
Alex Johnson R OBP: 0.358, SLG: 0.448 (1, 7)										4	0	1	0	0	0	3						
Ken McMullen R OBP: 0.326, SLG: 0.384 (1, 5)										4	0	0	0	0	1	2						
Billy Cowan R OBP: 0.354, SLG: 0.549 (1, 9)											4	0	0	0	0	2		1				
Jim Spencer L OBP: 0.309, SLG: 0.397 (1, 3)										3	0	1	0	0	0	1						
Tom Egan R OBP: 0.257, SLG: 0.280 (1, 2)										3	0	1	0	0	1	1						
Tom Bradley R OBP: 0.250, SLG: 0.250 (5, PH) Roger Peckol L OBP: 0.333, SLG: 0.467 (5, 1) Greg Gannett S OBP: 0.200, SLG: 0.500 (7, PH) Tommie Rayburn S OBP: 0.291, SLG: 0.279 Paul Doyle L (7, 1) Ken Tatum R (7, 1)										1	0	0	0	0	0	0		0				
<b>Inning Stats</b>	R: 0 E: 0 K: 0 S: 4	H: 1 LOB: 1 BB: 0 P: 4	R: 0 E: 0 K: 2 S: 7	H: 0 LOB: 0 BB: 0 P: 7	R: 0 E: 0 K: 0 S: 5	H: 2 LOB: 2 BB: 0 P: 5	R: 0 E: 0 K: 0 S: 4	H: 1 LOB: 1 BB: 0 P: 4	R: 0 E: 0 K: 1 S: 5	H: 0 LOB: 0 BB: 0 P: 5	R: 0 E: 0 K: 0 S: 3	H: 1 LOB: 1 BB: 1 P: 7	R: 0 E: 0 K: 0 S: 4	H: 1 LOB: 0 BB: 0 P: 4	R: 0 E: 0 K: 1 S: 5	H: 0 LOB: 0 BB: 0 P: 5		R: 0 E: 0 K: 1 S: 5	H: 0 LOB: 0 BB: 0 P: 5	1B: 6 2B: 0 3B: 0 HR: 0	SF: 0 SAC: 0 DP: 1 HBP: 0	WP: 0 PB: 0 SB: 0 CS: 0
<b>PITCHER</b> George Brunet L ERA: 4.17 (1, 1)	IP: 9.0 WLS: W BF: 33 H: 6 R: 0 ER: 0 SO: 5 BB: 1 IBB: 0 HBP: 0 BLK: 0 WP: 0 HR: 0 S: 42 P: 46 ERA: 0.00 WHIP: 0.778															<b>PITCHER</b>						

Batter	1	2	3	4	5	6	7	8	9	AB	R	H	RBI	BB	SO	LOB	BOTTOM			
Del Unser L OBP: 0.289, SLG: 0.314 (1, 8)										4	1	2	0	0	1	0	<b>California Angels @ Washington Senators</b> Robert F. Kennedy Memorial Stadium, Washington, DC Sat Jul 18 1970, 3:33 AM EDT Att: 8,551 - Unknown <a href="http://livebaseballscorecards.com">livebaseballscorecards.com</a>			
Lee Maye L OBP: 0.327, SLG: 0.423 (1, 9) Rick Reichardt R OBP: 0.357, SLG: 0.551 (7, PH) (8, 9)										3	0	0	0	0	1	1				
Frank Howard R OBP: 0.437, SLG: 0.542 (1, 7)										3	1	1	1	1	0	2				
Mike Epstein L OBP: 0.351, SLG: 0.414 (1, 3)										4	0	1	1	0	0	3				
Aurelio Rodriguez R OBP: 0.304, SLG: 0.435 (1, 6)										4	1	1	1	0	1	1				
Bernie Allen L OBP: 0.358, SLG: 0.414 (1, 5)										3	0	0	0	1	0	0				
Tim Cullen R OBP: 0.292, SLG: 0.248 (1, 4)										3	0	1	0	0	0	2				
Jim French L OBP: 0.368, SLG: 0.260 (1, 2)										3	0	0	0	1	2	1				
George Brunet R OBP: 0.229, SLG: 0.303 (1, 1)										4	1	1	0	0	3	3				
<b>Inning Stats</b>	R: 2 E: 1 K: 1 S: 7	H: 2 LOB: 2 BB: 2 P: 15	R: 0 E: 0 K: 3 S: 9	H: 0 LOB: 0 BB: 0 P: 9	R: 0 E: 0 K: 0 S: 3	H: 0 LOB: 0 BB: 0 P: 3	R: 0 E: 0 K: 1 S: 6	H: 1 LOB: 2 BB: 1 P: 10	R: 0 E: 0 K: 1 S: 6	H: 1 LOB: 1 BB: 0 P: 6	R: 0 E: 0 K: 0 S: 3	H: 0 LOB: 0 BB: 0 P: 3	R: 1 E: 1 K: 1 S: 8	H: 2 LOB: 2 BB: 0 P: 8	R: 1 E: 0 K: 1 S: 6	H: 1 LOB: 1 BB: 0 P: 7		1B: 5 2B: 1 3B: 0 HR: 1	SF: 0 SAC: 0 DP: 0 HBP: 1	WP: 1 PB: 0 SB: 1 CS: 0
<b>PITCHER</b> Tom Bradley R ERA: 1.65 Greg Gannett L ERA: 2.39 Paul Doyle L ERA: 6.26 Ken Tatum R ERA: 2.06	IP: 4.0 WLS: L BF: 18 H: 3 R: 2 ER: 1 SO: 2 BB: 2 IBB: 1 HBP: 0 BLK: 0 WP: 1 HR: 0 S: 25 P: 37 ERA: 2.25 WHIP: 1.250															<b>PITCHER</b>				



Batter	1	2	3	4	5	6	7	8	9	AB	R	H	RBI	BB	SO	LOB	TOP
<b>Tommy Harper, R</b> OBP: 0.390, SLG: 0.564 (1, 5)										2	0	0	1	1	1	1	<b>Milwaukee Brewers @ Washington Senators</b> Robert F. Kennedy Memorial Stadium, Washington, DC Sun Jul 19 1970, 3:33 AM EDT Att: 10,023 - Unknown <a href="http://livebaseballscorecards.com">livebaseballscorecards.com</a>
<b>Mike Hershberger, R</b> OBP: 0.305, SLG: 0.205 (1, 9)										3	0	0	0	1	0	2	
<b>Ted Savage, R</b> OBP: 0.375, SLG: 0.479 (1, 8) (8, 7)										4	1	2	1	0	0	1	
<b>Danny Walton, R</b> OBP: 0.342, SLG: 0.446 <b>Dave May, L</b> OBP: 0.347, SLG: 0.319 (1, 7) (8, 8)										4	0	0	0	0	2	1	
<b>Jerry McNertney, R</b> OBP: 0.318, SLG: 0.381 (1, 3) (9, 2)										4	1	1	0	0	0	0	
<b>Roberto Pena, R</b> OBP: 0.295, SLG: 0.303 (1, 6)										4	0	1	1	0	0	0	
<b>Phil Roof, R</b> OBP: 0.305, SLG: 0.401 <b>Bob Humphreys, R</b> (1, 2) (9, 1)										3	1	1	0	1	0	0	
<b>Ted Kubiak, S</b> OBP: 0.335, SLG: 0.320 (1, 4)										3	0	1	0	1	0	1	
<b>Marty Pattin, R</b> OBP: 0.156, SLG: 0.167 <b>Mike Hegan, L</b> OBP: 0.343, SLG: 0.394 (1, 1) (9, 3)										3	0	0	0	0	1	3	
<b>Inning Stats</b>	R: 0 E: 0 K: 2 S: 7	H: 1 LOB: 1 BB: 1 P: 11	R: 0 E: 0 K: 0 S: 3	H: 0 LOB: 1 BB: 1 P: 7	R: 0 E: 0 K: 0 S: 3	H: 0 LOB: 0 BB: 1 P: 7	R: 0 E: 0 K: 1 S: 5	H: 0 LOB: 0 BB: 0 P: 5	R: 1 E: 0 K: 0 S: 4	H: 2 LOB: 1 BB: 0 P: 4	R: 0 E: 0 K: 1 S: 5	H: 0 LOB: 1 BB: 1 P: 9	R: 1 E: 0 K: 0 S: 3	H: 1 LOB: 0 BB: 0 P: 3	1B: 5 2B: 0 3B: 0 HR: 1	SF: 1 SAC: 0 DP: 0 HBP: 0	
<b>PITCHER</b> <b>Jim Shellenback, L</b> ERA: 3.47 (1, 1)	IP: 9.0 WLS: W BF: 35 H: 6 R: 3 ER: 2 SO: 4 BB: 4 IBB: 0 HBP: 0 BLK: 0 WP: 0 HR: 1 S: 39 P: 55 ERA: 2.00 WHIP: 1.111											<b>PITCHER</b> IP: WLS: BF: H: R: ER: SO: BB: IBB: HBP: BLK: WP: HR: S: P: ERA: WHIP					

Batter	1	2	3	4	5	6	7	8	9	AB	R	H	RBI	BB	SO	LOB	BOTTOM		
<b>Del Unser, L</b> OBP: 0.287, SLG: 0.307 (1, 8)										4	0	0	0	1	0	1	<b>Milwaukee Brewers @ Washington Senators</b> Robert F. Kennedy Memorial Stadium, Washington, DC Sun Jul 19 1970, 3:33 AM EDT Att: 10,023 - Unknown <a href="http://livebaseballscorecards.com">livebaseballscorecards.com</a>		
<b>Lee Maye, L</b> OBP: 0.338, SLG: 0.429 (1, 9)										4	1	3	1	1	0	0			
<b>Frank Howard, R</b> OBP: 0.433, SLG: 0.535 (1, 7)										4	0	0	0	0	2	3			
<b>Mike Epstein, L</b> OBP: 0.353, SLG: 0.410 (1, 3)										2	0	0	0	2	2	1			
<b>Aurelio Rodriguez, R</b> OBP: 0.306, SLG: 0.438 (1, 6)										4	1	2	1	0	0	2			
<b>Bernie Allen, L</b> OBP: 0.352, SLG: 0.405 (1, 5)										4	0	0	0	0	0	5			
<b>Paul Casanova, R</b> OBP: 0.306, SLG: 0.440 (1, 2)										3	2	1	2	1	0	0			
<b>Tim Cullen, R</b> OBP: 0.293, SLG: 0.243 (1, 4)										2	0	0	0	1	0	0			
<b>Jim Shellenback, L</b> OBP: 0.059, SLG: 0.118 (1, 1)										2	0	0	0	0	1	0			
<b>Inning Stats</b>	R: 0 E: 0 K: 2 S: 8	H: 1 LOB: 1 BB: 0 P: 8	R: 2 E: 0 K: 0 S: 5	H: 2 LOB: 1 BB: 1 P: 9	R: 0 E: 0 K: 1 S: 5	H: 0 LOB: 0 BB: 0 P: 5	R: 0 E: 0 K: 0 S: 3	H: 0 LOB: 0 BB: 0 P: 3	R: 0 E: 0 K: 0 S: 4	H: 1 LOB: 2 BB: 1 P: 8	R: 0 E: 0 K: 1 S: 5	H: 0 LOB: 0 BB: 0 P: 5	R: 1 E: 0 K: 1 S: 6	H: 1 LOB: 2 BB: 2 P: 14	R: 1 E: 1 K: 0 S: 3	H: 1 LOB: 3 BB: 2 P: 11		1B: 4 2B: 1 3B: 0 HR: 1	SF: 0 SAC: 3 DP: 0 HBP: 0
<b>PITCHER</b> <b>Marty Pattin, R</b> ERA: 4.35 <b>Bob Humphreys, R</b> ERA: 3.03 (1, 1) (9, 1)	IP: 8.0 WLS: L BF: 5 H: 1 R: 1 ER: 1 SO: 0 BB: 1 IBB: 1 HBP: 0 BLK: 0 WP: 0 HR: 1 S: 3 P: 11 ERA: 27.00 WHIP: 6.000											<b>PITCHER</b> IP: WLS: BF: H: R: ER: SO: BB: IBB: HBP: BLK: WP: HR: S: P: ERA: WHIP							



Batter	1	2	3	4	5	6	7	8	9	AB	R	H	RBI	BB	SO	LOB	TOP			
<b>Tommy Harper, R</b> OBP: 0.388, SLG: 0.561 (1, 5)										4	0	1	0	0	0	1				
<b>Mike Hegan, L</b> OBP: 0.338, SLG: 0.387 (1, 3)										4	0	0	0	0	1	2				
<b>Bob Burda, L</b> OBP: 0.331, SLG: 0.311 (1, 9)										4	0	1	0	0	0	0				
<b>Max Alvis, R</b> OBP: 0.222, SLG: 0.271 (9, PR)										0	0	0	0	0	0	0				
<b>Ted Savage, R</b> OBP: 0.384, SLG: 0.483 (1, 7)										3	0	2	0	1	0	0				
<b>Dave May, L</b> OBP: 0.347, SLG: 0.315 (1, 8)										2	0	0	0	1	1	2				
<b>Jerry McNertney, R</b> OBP: 0.316, SLG: 0.380 (9, PH)										1	0	0	0	0	0	2				
<b>Roberto Pena, R</b> OBP: 0.291, SLG: 0.298 (1, 6)										4	0	0	0	0	2	5				
<b>Phil Roof, R</b> OBP: 0.300, SLG: 0.394 (1, 2)										3	0	0	0	0	1	2				
<b>Ted Kubiak, S</b> OBP: 0.335, SLG: 0.320 (1, 4)										3	0	1	0	0	0	0				
<b>Al Downing, R</b> OBP: 0.125, SLG: 0.125 (1, 1)										1	0	0	0	0	0	0				
<b>Russ Snyder, L</b> OBP: 0.300, SLG: 0.354 (8, PH)										1	0	0	0	0	0	0				
<b>Ken Sanders, R</b> OBP: 0.291, SLG: 0.298 (8, 1)										0	0	0	0	0	0	0				
<b>Inning Stats</b>	R: 0 E: 0 K: 0 S: 3	H: 1 LOB: 0 BB: 0 P: 3	R: 0 E: 0 K: 2 S: 8	H: 1 LOB: 1 BB: 0 P: 8	R: 0 E: 0 K: 1 S: 6	H: 1 LOB: 0 BB: 0 P: 6	R: 0 E: 0 K: 0 S: 3	H: 0 LOB: 1 BB: 1 P: 7	R: 0 E: 0 K: 1 S: 5	H: 0 LOB: 0 BB: 0 P: 5	R: 0 E: 0 K: 1 S: 5	H: 0 LOB: 1 BB: 1 P: 9	R: 0 E: 0 K: 0 S: 3	H: 0 LOB: 0 BB: 0 P: 3	R: 0 E: 0 K: 0 S: 5	H: 2 LOB: 2 BB: 0 P: 5	1B: 5 2B: 0 3B: 0 HR: 0	SF: 0 SAC: 1 DP: 0 HBP: 0	WP: 0 PB: 0 CS: 1	PA: 33
<b>PITCHER</b>	IP	WLS	BF	H	R	ER	SO	BB	IBB	HBP	BLK	WP	HR	S	P	ERA	WHIP			
<b>Jim Hannan, R</b> ERA: 3.47 (1, 1)	8.1	W	31	5	0	0	6	2	0	0	0	0	0	41	49	0.00	0.840			
<b>Darold Knowles, L</b> ERA: 1.78 (9, 1)	0.2	S	2	0	0	0	0	0	0	0	0	0	0	2	2	0.00	0.000			

**Milwaukee Brewers @ Washington Senators**  
Robert F. Kennedy Memorial Stadium, Washington, DC  
Mon Jul 20 1970, 7:05 PM EDT  
Att: 4,897 - Unknown

AB	30
R	0
H	5
RBI	0
BB	2
SO	6
LOB	14



Batter	1	2	3	4	5	6	7	8	9	AB	R	H	RBI	BB	SO	LOB	BOTTOM			
<b>Tim Cullen, R</b> OBP: 0.292, SLG: 0.244 (1, 4)										4	1	1	0	0	0	0				
<b>Tom Grievs, R</b> OBP: 0.292, SLG: 0.435 (1, 8)										3	0	0	0	0	2	1				
<b>Del Unser, L</b> OBP: 0.287, SLG: 0.307 (7, 8)										0	0	0	0	0	0	0				
<b>Frank Howard, R</b> OBP: 0.435, SLG: 0.545 (1, 7)										2	1	1	1	1	1	0				
<b>Rick Reichardt, R</b> OBP: 0.355, SLG: 0.548 (1, 5)										1	0	0	0	0	0	1				
<b>Bernie Allen, L</b> OBP: 0.349, SLG: 0.401 (2, 5)										2	0	0	0	0	0	0				
<b>Aurelio Rodriguez, R</b> OBP: 0.304, SLG: 0.435 (1, 6)										3	0	0	0	0	2	1				
<b>Jeff Burroughs, R</b> OBP: 0.353, SLG: 0.407 (1, 9)										3	0	0	0	0	1	0				
<b>Mike Epstein, L</b> OBP: 0.353, SLG: 0.407 (1, 3)										2	0	0	0	0	1	0				
<b>Paul Casanova, R</b> OBP: 0.302, SLG: 0.433 (1, 2)										3	0	0	0	0	1	1				
<b>Jim Hannan, R</b> OBP: 0.294, SLG: 0.200 (1, 1)										3	0	0	0	0	1	1				
<b>Darold Knowles, L</b> OBP: 0.091, SLG: 0.091 (9, 1)										0	0	0	0	0	0	0				
<b>Inning Stats</b>	R: 1 E: 1 K: 2 S: 8	H: 1 LOB: 1 BB: 1 P: 12	R: 0 E: 0 K: 1 S: 5	H: 0 LOB: 0 BB: 0 P: 5	R: 0 E: 0 K: 2 S: 7	H: 0 LOB: 0 BB: 0 P: 7	R: 0 E: 0 K: 2 S: 7	H: 0 LOB: 0 BB: 0 P: 7	R: 0 E: 0 K: 1 S: 5	H: 0 LOB: 1 BB: 0 P: 6	R: 1 E: 0 K: 0 S: 4	H: 1 LOB: 0 BB: 0 P: 4	R: 0 E: 0 K: 1 S: 5	H: 0 LOB: 0 BB: 0 P: 5	R: 0 E: 0 K: 0 S: 3	H: 0 LOB: 0 BB: 0 P: 3	1B: 1 2B: 0 3B: 0 HR: 1	SF: 0 SAC: 0 DP: 0 HBP: 1	WP: 0 PB: 0 CS: 0	PA: 28
<b>PITCHER</b>	IP	WLS	BF	H	R	ER	SO	BB	IBB	HBP	BLK	WP	HR	S	P	ERA	WHIP			
<b>Al Downing, L</b> ERA: 3.8 (1, 1)	7.0	L	25	2	2	1	9	1	0	1	0	0	0	41	46	1.29	0.429			
<b>Ken Sanders, R</b> ERA: 1.31 (8, 1)	1.0		3	0	0	0	0	0	0	0	0	0	0	3	3	0.00	0.000			

**Milwaukee Brewers @ Washington Senators**  
Robert F. Kennedy Memorial Stadium, Washington, DC  
Mon Jul 20 1970, 7:05 PM EDT  
Att: 4,897 - Unknown

AB	26
R	2
H	2
RBI	1
BB	1
SO	9
LOB	5





Batter	1	2	3	4	5	6	7	8	9	AB	R	H	RBI	BB	SO	LOB	TOP										
<b>Bert Campaneris, R</b> (1, 6) OBP: 0.308, SLG: 0.447	0-3 K		0-3 K														4	0	1	0	0	2	2				
<b>Jim Driscoll, L</b> (1, 4) OBP: 0.207, SLG: 0.179	0-0 F7																										
<b>Tommy Davis, R</b> (8, PH) OBP: 0.309, SLG: 0.377																											
<b>Dick Green, R</b> (8, 4) OBP: 0.265, SLG: 0.265																											
<b>Rick Monday, L</b> (1, 8) OBP: 0.391, SLG: 0.470	0-3 K																										
<b>Sal Bando, R</b> (1, 5) OBP: 0.407, SLG: 0.504																											
<b>Don Mincher, L</b> (1, 3) OBP: 0.311, SLG: 0.454																											
<b>Felipe Alou, R</b> (1, 7) OBP: 0.338, SLG: 0.421																											
<b>Reggie Jackson, L</b> (1, 9) OBP: 0.350, SLG: 0.456																											
<b>Frank Fernandez, R</b> (1, 2) OBP: 0.337, SLG: 0.445																											
<b>Diego Segui, R</b> (1, 1) OBP: 0.100, SLG: 0.105																											
<b>Paul Lindblad, L</b> (9, 1)																											
<b>Inning Stats</b>	R: 0 E: 0 K: 2 S: 7	H: 0 LOB: 0 BB: 0 P: 7	R: 0 E: 0 K: 1 S: 5	H: 0 LOB: 0 BB: 0 P: 5	R: 0 E: 0 K: 2 S: 8	H: 2 LOB: 1 BB: 0 P: 8	R: 2 E: 0 K: 0 S: 5	H: 2 LOB: 0 BB: 0 P: 5	R: 1 E: 0 K: 1 S: 7	H: 2 LOB: 1 BB: 0 P: 7	R: 0 E: 0 K: 1 S: 5	H: 0 LOB: 0 BB: 0 P: 5	R: 1 E: 0 K: 1 S: 6	H: 1 LOB: 1 BB: 1 P: 10	R: 0 E: 0 K: 0 S: 3	H: 1 LOB: 0 BB: 0 P: 3	R: 0 E: 0 K: 0 S: 3	H: 0 LOB: 0 BB: 1 P: 7	R: 0 E: 0 K: 2 S: 8	H: 0 LOB: 1 BB: 1 P: 12	1B: 6 2B: 0 3B: 1 HR: 1	SF: 2 SAC: 0 DP: 0 HBP: 0	WP: 1 PB: 0 SB: 2 CS: 2	PA: 36			
<b>PITCHER</b>	IP	WLS	BF	H	R	ER	SO	BB	IBB	HBP	BLK	WP	HR	S	P	ERA	WHIP										
<b>Dick Bosman, R</b> (1, 1) ERA: 3.45	5.0	L	20	6	3	3	6	0	0	0	0	0	1	32	32	5.40	1.200										
<b>Joe Coleman, R</b> (6, 1) ERA: 4.21	2.0		8	1	1	1	2	1	0	0	0	1	0	11	15	4.50	1.000										
<b>Joe Grzenda, L</b> (8, 1) ERA: 5.5	2.0		7	1	0	0	0	1	0	0	0	0	0	6	10	0.00	1.000										

Oakland Athletics @ Washington Senators  
 Robert F. Kennedy Memorial Stadium, Washington, DC  
 Tue Jul 21 1970, 7:05 PM EDT  
 Att: 8,179 - Unknown

AB	31
R	4
H	8
RBI	4
BB	2
SO	8
LOB	7



Batter	1	2	3	4	5	6	7	8	9	AB	R	H	RBI	BB	SO	LOB	BOTTOM										
<b>Del Unser, L</b> (1, 8) OBP: 0.291, SLG: 0.304	4-0 BB																2	0	0	0	2	0	1				
<b>Tom Grieve, R</b> (9, PH) OBP: 0.280, SLG: 0.417																											
<b>Lee Maye, L</b> (1, 9) OBP: 0.336, SLG: 0.423	0-3 K																										
<b>Rick Reichardt, R</b> (9, PH) OBP: 0.353, SLG: 0.544																											
<b>Frank Howard, R</b> (1, 7) OBP: 0.435, SLG: 0.544	0-0 F2																										
<b>Mike Epstein, L</b> (1, 3) OBP: 0.352, SLG: 0.402	4-0 BB																										
<b>Aurelio Rodriguez, R</b> (1, 6) OBP: 0.306, SLG: 0.438	0-0 F4																										
<b>Bernie Allen, L</b> (1, 5) OBP: 0.342, SLG: 0.393																											
<b>Tim Cullen, R</b> (1, 4) OBP: 0.291, SLG: 0.252																											
<b>Jim French, L</b> (1, 2) OBP: 0.372, SLG: 0.255																											
<b>Dick Bosman, R</b> (1, 1) OBP: 0.140, SLG: 0.140																											
<b>Larry Gintz, L</b> (5, PH)																											
<b>Joe Coleman, R</b> (8, 1) OBP: 0.313, SLG: 0.158																											
<b>John Roseboro, R</b> (7, PH) OBP: 0.346, SLG: 0.273																											
<b>Joe Grzenda, R</b> (8, 1) OBP: 0.306, SLG: 0.343																											
<b>Ed Brinkman, R</b> (9, PH)																											
<b>Inning Stats</b>	R: 0 E: 0 K: 1 S: 5	H: 0 LOB: 2 BB: 2 P: 13	R: 0 E: 0 K: 1 S: 5	H: 0 LOB: 0 BB: 0 P: 5	R: 0 E: 0 K: 0 S: 3	H: 0 LOB: 0 BB: 0 P: 3	R: 0 E: 0 K: 0 S: 4	H: 1 LOB: 1 BB: 0 P: 4	R: 0 E: 0 K: 0 S: 4	H: 1 LOB: 3 BB: 2 P: 12	R: 0 E: 0 K: 0 S: 4	H: 1 LOB: 1 BB: 0 P: 4	R: 0 E: 0 K: 0 S: 3	H: 0 LOB: 1 BB: 1 P: 7	R: 0 E: 0 K: 0 S: 4	H: 2 LOB: 2 BB: 0 P: 4	R: 0 E: 0 K: 2 S: 8	H: 1 LOB: 2 BB: 1 P: 12	1B: 3 2B: 3 3B: 0 HR: 0	SF: 0 SAC: 0 DP: 1 HBP: 0	WP: 0 PB: 0 SB: 0 CS: 0	PA: 38					
<b>PITCHER</b>	IP	WLS	BF	H	R	ER	SO	BB	IBB	HBP	BLK	WP	HR	S	P	ERA	WHIP										
<b>Diego Segui, R</b> (1, 1) ERA: 2.52	8.1	W	36	6	0	0	2	6	0	0	0	0	0	34	58	0.00	1.440										
<b>Paul Lindblad, L</b> (9, 1) ERA: 3.79	0.2	S	2	0	0	0	2	0	0	0	0	0	0	6	6	0.00	0.000										

Oakland Athletics @ Washington Senators  
 Robert F. Kennedy Memorial Stadium, Washington, DC  
 Tue Jul 21 1970, 7:05 PM EDT  
 Att: 8,179 - Unknown

AB	32
R	0
H	6
RBI	0
BB	6
SO	4
LOB	24





Batter	1	2	3	4	5	6	7	8	9	AB	R	H	RBI	BB	SO	LOB	TOP	
<b>Bert Campaneris, R</b> OBP: 0.309, SLG: 0.446 (1, 6)	0-0 SH2-3 1B		0-0 1B		0-0 FC6-4 BB		0-0 F8		0-0 6-3	5	0	2	0	0	0	1		
<b>Rick Monday, L</b> OBP: 0.389, SLG: 0.464 (1, 8)	0-0 SH2-3		0-0 F7		4-0 BB		0-3 K		0-0 P1	3	0	0	0	1	1	1		
<b>Felipe Alou, R</b> OBP: 0.339, SLG: 0.430 (1, 7)	0-0 4-3			0-0 FC6-4 1B	0-0 F3			0-0 HR	0-0 F9	5	1	2	1	0	0	3		
<b>Sal Bando, R</b> OBP: 0.405, SLG: 0.498 (1, 5)	0-3 K			0-0 FC6-4 1B		0-0 5-3		4-0 2B BB		3	1	0	0	1	1	2		
<b>Don Mincher, L</b> OBP: 0.311, SLG: 0.453 (8, PH)		0-0 F8		0-0 F9		0-0 FC6-4 1B		0-0 2B E		3	0	1	0	0	0	1		
<b>Joe Rudi, R</b> OBP: 0.326, SLG: 0.454 (8, 3)								1-H 2B		1	1	1	1	0	0	0		
<b>Reggie Jackson, L</b> OBP: 0.352, SLG: 0.457 (1, 9)	0-0 K2-3-2 1B		0-0 G3		0-0 FC6-4 1B		0-3 K		0-3 K	4	0	2	0	0	1	2		
<b>Frank Fernandez, R</b> OBP: 0.335, SLG: 0.440 (1, 2)	0-3 K2-3-2 1B				0-0 F9 WP 1B	0-0 FC6-4		0-0 5-3		4	1	1	0	0	1	4		
<b>Dick Green, R</b> OBP: 0.264, SLG: 0.261 (1, 4)			0-0 6-3		0-0 F9	0-0 4-3		4-0 E IBB		3	0	0	0	1	0	3		
<b>Calfish Hunter, R</b> Tommy Davis, R Rollie Fingers, R Steve Horvath, L Marcel Lachemann, R Dave Duncan, R Mudcat Grant, R (1, 1) (5, PH) (5, 1) (7, PH) (7, 1) (8, PH) (8, 1)	0-0 F8		0-0 F8		0-0 FC6-4 1B		0-3 K	0-0 4-3		1	0	0	0	0	0	0		
<b>Inning Stats</b>	R: 0 E: 0 K: 1 S: 6	H: 1 LOB: 1 BB: 0 P: 6	R: 0 E: 0 K: 1 S: 5	H: 1 LOB: 1 BB: 0 P: 5	R: 0 E: 0 K: 0 S: 4	H: 1 LOB: 1 BB: 0 P: 4	R: 0 E: 0 K: 0 S: 4	H: 2 LOB: 2 BB: 1 P: 9	R: 0 E: 0 K: 2 S: 7	H: 0 LOB: 0 BB: 0 P: 7	R: 3 E: 1 K: 1 S: 7	H: 2 LOB: 1 BB: 2 P: 15	R: 0 E: 0 K: 0 S: 3	H: 0 LOB: 0 BB: 0 P: 3	1B: 8 2B: 2 3B: 0 HR: 1	SF: 0 SAC: 1 DP: 1 HBP: 0	WP: 1 PA: 39	
<b>PITCHER</b>	IP	WLS	BF	H	R	ER	SO	BB	IBB	HBP	BLK	WP	HR	S	P	ERA	WHIP	
<b>Casey Cox, R</b> ERA: 4.54 (1, 1)	7.0		31	9	3	3	4	2	0	0	0	1	1	37	45	3.86	1.571	
<b>Darold Knowles, L</b> ERA: 1.73 (8, 1)	2.0	L	8	1	1	0	1	0	1	0	0	0	0	9	13	0.00	0.500	

Oakland Athletics @ Washington Senators  
Robert F. Kennedy Memorial Stadium, Washington, DC

AB 35  
R 4  
H 10  
RBI 3  
BB 3  
SO 5  
LOB 18



Wed Jul 22 1970, 7:05 PM EDT  
Att: 9,072 - Unknown

Batter	1	2	3	4	5	6	7	8	9	AB	R	H	RBI	BB	SO	LOB	BOTTOM		
<b>Ed Brinkman, R</b> OBP: 0.357, SLG: 0.342 (1, 6)	0-0 F2	0-0 F7			0-0 FC5-4 PB 1B		0-0 4-3			4	0	1	0	0	0	1			
<b>Lee Maye, L</b> OBP: 0.335, SLG: 0.420 (1, 9)	0-0 WP 1B		0-0 1-3		0-0 F7		0-0 4-3			4	1	1	0	0	0	1			
<b>Frank Howard, R</b> OBP: 0.436, SLG: 0.542 (1, 7)	0-0 WP 1B		0-0 6-3		4-0 FC5-4 IBB		0-0 F8			3	0	1	1	1	0	0			
<b>Aurelio Rodriguez, R</b> OBP: 0.303, SLG: 0.433 (1, 5)	0-0 FC6-2 S		0-3 K		0-0 FC5-4		0-0 5-3			4	0	0	0	0	1	3			
<b>Bernie Allen, L</b> OBP: 0.336, SLG: 0.385 (1, 4)	0-0 4-3			0-0 F8	0-0 F6		0-0 F8			4	0	0	0	0	0	3			
<b>Mike Epstein, L</b> OBP: 0.347, SLG: 0.396 (1, 3)		0-0 F6		0-0 F6		0-0 G3		0-0 F7		4	0	0	0	0	0	0			
<b>Paul Casanova, R</b> OBP: 0.306, SLG: 0.456 (1, 2)		0-0 E3 2B			0-0 HR		0-0 5-3		0-0 P3	4	2	2	1	0	0	0			
<b>Del Unser, L</b> OBP: 0.296, SLG: 0.314 (1, 8)		0-0 2B		0-0 1B		0-0 F8		0-0 4-3		4	0	2	1	0	0	0			
<b>Casey Cox, R</b> OBP: 0.167, SLG: 0.146 (1, 1)		3-H 2B		0-3 K		0-0 6-3				3	0	0	0	0	2	2			
<b>Darold Knowles, L</b> OBP: 0.091, SLG: 0.091 (8, 1)										0	0	0	0	0	0	0			
<b>Inning Stats</b>	R: 1 E: 0 K: 0 S: 5	H: 2 LOB: 1 BB: 0 P: 5	R: 1 E: 1 K: 1 S: 7	H: 2 LOB: 1 BB: 0 P: 7	R: 0 E: 0 K: 1 S: 5	H: 0 LOB: 0 BB: 0 P: 5	R: 1 E: 0 K: 1 S: 7	H: 2 LOB: 1 BB: 0 P: 7	R: 0 E: 0 K: 0 S: 4	H: 1 LOB: 2 BB: 1 P: 8	R: 0 E: 0 K: 0 S: 3	H: 0 LOB: 0 BB: 0 P: 3	R: 0 E: 0 K: 0 S: 3	H: 0 LOB: 0 BB: 0 P: 3	R: 0 E: 0 K: 0 S: 3	H: 0 LOB: 0 BB: 0 P: 3	1B: 4 2B: 2 3B: 0 HR: 1	SF: 0 SAC: 0 DP: 0 HBP: 0	WP: 3 PA: 35
<b>PITCHER</b>	IP	WLS	BF	H	R	ER	SO	BB	IBB	HBP	BLK	WP	HR	S	P	ERA	WHIP		
<b>Calfish Hunter, R</b> ERA: 3.64 (1, 1)	4.0		18	6	3	3	3	0	0	0	0	2	1	24	24	6.75	1.500		
<b>Rollie Fingers, R</b> ERA: 3.76 (5, 1)	2.0		8	1	0	0	0	0	1	0	0	0	0	7	11	0.00	0.500		
<b>Marcel Lachemann, R</b> ERA: 2.37 (7, 1)	1.0	W	3	0	0	0	0	0	0	0	0	0	0	3	3	0.00	0.000		
<b>Mudcat Grant, R</b> ERA: 1.04 (8, 1)	2.0	S	6	0	0	0	0	0	0	0	0	0	0	6	6	0.00	0.000		


Oakland Athletics @ Washington Senators  
Robert F. Kennedy Memorial Stadium, Washington, DC


AB 34  
R 3  
H 7  
RBI 3  
BB 1  
SO 3  
LOB 10



Wed Jul 22 1970, 7:05 PM EDT  
Att: 9,072 - Unknown



Batter	1	2	3	4	5	6	7	8	9	AB	R	H	RBI	BB	SO	LOB	TOP										
<b>Ed Brinkman, R</b> (1, 6) OBP: 0.354, SLG: 0.336	4-0 G6-4-3 BB BB		0-0 F9		0-0 F7			0-0 F9		3	0	0	0	1	0	1	<b>Washington Senators @ Milwaukee Brewers</b> Milwaukee County Stadium, Milwaukee, WI Tue Jul 28 1970, 8:05 PM EDT Att: 12,773 - Unknown 										
<b>Tom Grieve, R</b> (1, 7) OBP: 0.333, SLG: 0.406	4-0 G6-4-3 BB		0-0 1B			4-0 WP SF8 BB		0-3 K		2	1	1	0	2	1	0											
<b>Frank Howard, R</b> (1, 3) OBP: 0.436, SLG: 0.563	0-0 G6-4-3		0-0 F3			0-0 SF8 1-H		0-0 6-3		3	0	0	1	0	0	3											
<b>Rick Reichardt, R</b> (1, 8) OBP: 0.340, SLG: 0.514	0-0 5-3			0-3 K		4-0 BB		0-0 6-3		3	0	0	0	1	1	1											
<b>Aurelio Rodriguez, R</b> (1, 5) OBP: 0.301, SLG: 0.420		4-0 BB BB		0-0 L5		0-3 K		0-0 5-3		3	0	0	0	1	1	1											
<b>Jeff Burroughs, R</b> (1, 9) OBP: 0.308, SLG: 0.182	4-0 G6-4-3 BB		0-0 P4			0-3 K		0-0 6-3		3	0	0	0	1	1	1											
<b>Paul Casanova, R</b> (1, 2) OBP: 0.295, SLG: 0.437	0-0 P4				0-0 P5		0-0 P6			3	0	0	0	0	0	2											
<b>Tim Cullen, R</b> (1, 4) OBP: 0.293, SLG: 0.246	0-0 G6-4-3				0-0 1B		0-0 1-3			3	0	1	0	0	0	2											
<b>Jim Hannan, R</b> (1, 1) OBP: 0.250, SLG: 0.167			0-3 K				0-0 F8			3	0	0	0	0	2	1											
<b>Darold Knowles, L</b> (8, 1) OBP: 0.077, SLG: 0.077										0	0	0	0	0	0	0											
<b>Wayne Comer, R</b> (8, 7) OBP: 0.262, SLG: 0.211										0	0	0	0	0	0	0											
<b>Horacio Pina, R</b> (8, 1) OBP: 0.262, SLG: 0.211										0	0	0	0	0	0	0											
<b>Inning Stats</b>	R: 0 E: 0 K: 0 S: 2	H: 0 LOB: 1 BB: 2 P: 10	R: 0 E: 0 K: 0 S: 2	H: 0 LOB: 1 BB: 2 P: 10	R: 0 E: 0 K: 1 S: 6	H: 1 LOB: 1 BB: 0 P: 6	R: 0 E: 0 K: 1 S: 5	H: 0 LOB: 0 BB: 0 P: 5	R: 0 E: 0 K: 1 S: 6	H: 1 LOB: 1 BB: 0 P: 6	R: 1 E: 0 K: 2 S: 7	H: 0 LOB: 1 BB: 2 P: 15	R: 0 E: 0 K: 0 S: 3	H: 0 LOB: 0 BB: 0 P: 3	R: 0 E: 0 K: 1 S: 5	H: 0 LOB: 0 BB: 0 P: 5	R: 0 E: 0 K: 0 S: 3	H: 0 LOB: 0 BB: 0 P: 3	1B: 2 2B: 0 3B: 0 HR: 0	SF: 1 SAC: 0 DP: 2 HBP: 0	WP: 2 PA: 33 CS: 0						
<b>PITCHER</b>	IP	WLS	BF	H	R	ER	SO	BB	IBB	HBP	BLK	WP	HR	S	P	ERA	WHIP										
<b>Al Downing, L</b> (1, 1) ERA: 3.45	9.0	W	33	2	1	1	6	6	0	0	0	1	0	39	63	1.00	0.889										

Batter	1	2	3	4	5	6	7	8	9	AB	R	H	RBI	BB	SO	LOB	BOTTOM										
<b>Tommy Harper, R</b> (1, 5) OBP: 0.386, SLG: 0.566	0-3 K		0-3 K			0-0 HR		0-0 F8		4	1	1	1	0	2	1	<b>Washington Senators @ Milwaukee Brewers</b> Milwaukee County Stadium, Milwaukee, WI Tue Jul 28 1970, 8:05 PM EDT Att: 12,773 - Unknown 										
<b>Mike Hegan, L</b> (1, 3) OBP: 0.334, SLG: 0.395	0-0 CS 1B			0-0 1-3		0-0 F8		0-3 K		4	0	1	0	0	1	0											
<b>Ted Savage, R</b> (1, 7) OBP: 0.404, SLG: 0.500	0-0 F3			0-0 6-3		0-0 E3 FC6-4 1B		0-0 BB 1B 2B		4	2	1	0	0	0	1											
<b>Bob Burda, L</b> (1, 9) OBP: 0.333, SLG: 0.339		0-0 G3		0-0 4-3		0-0 3-4		4-0 BB 1B IBB		3	1	0	0	1	0	1											
<b>Russ Snyder, L</b> (9, 9) OBP: 0.301, SLG: 0.353										0	0	0	0	0	0	0											
<b>Dave May, L</b> (1, 8) OBP: 0.342, SLG: 0.321		0-0 F8			0-0 3-1		4-0 FC6-4 IBB	4-0 1B BB		2	0	0	0	2	0	0											
<b>Roberto Pena, R</b> (1, 6) OBP: 0.294, SLG: 0.296		0-0 F9			0-0 F9		0-0 FC6-4 1B	0-0 1B 1B		4	1	1	2	0	0	2											
<b>Phil Roof, R</b> (1, 2) OBP: 0.297, SLG: 0.375			0-0 6-3		0-3 K		0-0 1B 1B	0-0 1-3 2-H 3-H	0-0 1-3	4	0	1	1	0	1	2											
<b>Ted Kubiak, S</b> (1, 4) OBP: 0.337, SLG: 0.324			0-0 SH2-4 1B			0-0 4-3		0-0 1B 1B		3	0	2	1	0	0	0											
<b>Al Downing, R</b> (1, 1) OBP: 0.111, SLG: 0.111			0-0 SH2-4			0-0 1-3		0-0 1-3		2	0	0	0	0	0	2											
<b>Inning Stats</b>	R: 0 E: 0 K: 1 S: 5	H: 1 LOB: 0 BB: 0 P: 5	R: 0 E: 0 K: 0 S: 3	H: 0 LOB: 0 BB: 0 P: 3	R: 0 E: 0 K: 1 S: 6	H: 1 LOB: 1 BB: 0 P: 6	R: 0 E: 0 K: 0 S: 3	H: 0 LOB: 0 BB: 0 P: 3	R: 0 E: 0 K: 1 S: 5	H: 0 LOB: 0 BB: 0 P: 5	R: 1 E: 0 K: 0 S: 4	H: 1 LOB: 0 BB: 0 P: 4	R: 2 E: 1 K: 0 S: 6	H: 2 LOB: 2 BB: 1 P: 10	R: 2 E: 0 K: 1 S: 7	H: 2 LOB: 2 BB: 2 P: 15	1B: 5 2B: 1 3B: 0 HR: 1	SF: 0 SAC: 1 DP: 0 HBP: 0	WP: 0 PA: 34 CS: 1								
<b>PITCHER</b>	IP	WLS	BF	H	R	ER	SO	BB	IBB	HBP	BLK	WP	HR	S	P	ERA	WHIP										
<b>Jim Hannan, R</b> (1, 1) ERA: 3.39	7.2	L	31	6	5	3	4	0	2	0	0	0	1	37	45	3.52	0.783										
<b>Darold Knowles, L</b> (8, 1) ERA: 1.53	0.0		1	0	0	0	0	1	0	0	0	0	0	0	4	∞	∞										
<b>Horacio Pina, R</b> (8, 1) ERA: 2.63	0.1		2	1	0	0	0	0	0	0	0	0	0	2	2	0.00	3.000										







Batter	1	2	3	4	5	6	7	8	9	AB	R	H	RBI	BB	SO	LOB	TOP		
<b>Del Unser, L</b> OBP: 0.301, SLG: 0.318 (1, 8)	0-0 4-3		0-0 F7			0-3 K2-3		0-0 1B SF8 1B		4	1	1	0	0	1	0	<b>Washington Senators @ Milwaukee Brewers</b> Milwaukee County Stadium, Milwaukee, WI Thu Jul 30 1970, 8:05 PM EDT Att: 10,938 - Unknown <a href="http://livebaseballscorecards.com">livebaseballscorecards.com</a>		
<b>Lee Maye, L</b> OBP: 0.331, SLG: 0.410 (1, 9)	0-3 K		0-0 F8			0-0 F8		0-0 BB 1B 1B		4	0	1	1	0	1	0			
<b>Frank Howard, R</b> OBP: 0.434, SLG: 0.567 (1, 7)	0-0 1B			0-0 P6		0-3 K		0-0 SF8		3	0	1	1	0	1	0			
<b>Mike Epstein, L</b> OBP: 0.360, SLG: 0.446 (1, 3)	0-0 4-1			0-0 1B 1B			0-0 4-3 1B	0-0 BB 1B		4	0	3	0	0	0	1			
<b>Aurelio Rodriguez, R</b> OBP: 0.306, SLG: 0.421 (1, 5)		0-0 F5		0-0 G4-6-3 1B		0-0 4-3	0-0 BB BB	4-0 1B		3	0	1	0	1	0	1			
<b>Bernie Allen, L</b> OBP: 0.339, SLG: 0.384 (1, 4)		0-0 4-3 1B		0-0 G4-6-3 1B		0-0 F8	0-0 4-3	0-0 BB		4	0	1	0	0	0	6			
<b>Ed Brinkman, R</b> OBP: 0.352, SLG: 0.332 (1, 6)		0-0 4-3			0-3 K		0-0 F8		0-0 4-3	4	0	0	0	0	1	2			
<b>Paul Casanova, R</b> OBP: 0.293, SLG: 0.431 (1, 2)		0-3 K			0-0 P3			0-0 1B 1B	0-0 F8	4	1	1	0	0	1	1			
<b>George Brunet, R</b> OBP: 0.216, SLG: 0.286 (1, 1)			0-3 K					0-0 F8	0-3 K	2	0	0	0	0	2	0			
<b>Horacio Pina, R</b> (6, 1)										0	0	0	0	0	0	0			
<b>John Roseboro, L</b> OBP: 0.356, SLG: 0.271 (8, PH)										1	0	0	0	0	0	1			
<b>Jackie Brown, R</b> (8, 1)										0	0	0	0	0	0	0			
<b>Jeff Burroughs, R</b> OBP: 0.286, SLG: 0.167 (9, PH)										1	0	0	0	0	1	0			
<b>Inning Stats</b>	R: 0 E: 0 K: 1 S: 6	H: 1 LOB: 1 BB: 0 P: 6	R: 0 E: 0 K: 1 S: 6	H: 1 LOB: 1 BB: 0 P: 6	R: 0 E: 0 K: 1 S: 5	H: 0 LOB: 0 BB: 0 P: 5	R: 0 E: 0 K: 0 S: 4	H: 2 LOB: 1 BB: 0 P: 4	R: 0 E: 0 K: 2 S: 7	H: 0 LOB: 0 BB: 0 P: 7	R: 0 E: 0 K: 0 S: 4	H: 1 LOB: 1 BB: 0 P: 4	R: 2 E: 0 K: 0 S: 7	H: 4 LOB: 3 BB: 1 P: 11	R: 0 E: 0 K: 1 S: 5	H: 0 LOB: 0 BB: 0 P: 5	1B: 9 2B: 0 3B: 0 HR: 0	SF: 1 SAC: 0 DP: 1 HBP: 0	WP: 0 PA: 36 SB: 0 CS: 0
<b>PITCHER</b>	IP WLS BF H R ER SO BB IBB HBP BLK WP HR S P ERA WHIP																		
<b>Marty Pattin, R</b> ERA: 4.07 (1, 1)	7.2 W 32 9 2 2 7 1 0 0 0 0 0 0 45 49 2.35 1.304																		
<b>Ken Sanders, R</b> ERA: 1.19 (8, 1)	1.1 S 4 0 0 0 1 0 0 0 0 0 0 0 6 6 0.00 0.000																		

Batter	1	2	3	4	5	6	7	8	9	AB	R	H	RBI	BB	SO	LOB	BOTTOM
<b>Tommy Harper, R</b> OBP: 0.383, SLG: 0.557 (1, 5)	4-0 G1-6-3 BB			0-0 5-3	0-3 K		0-0 BLK E 1B	0-0 F8		4	1	1	0	1	1	4	<b>Washington Senators @ Milwaukee Brewers</b> Milwaukee County Stadium, Milwaukee, WI Thu Jul 30 1970, 8:05 PM EDT Att: 10,938 - Unknown <a href="http://livebaseballscorecards.com">livebaseballscorecards.com</a>
<b>Mike Hegan, L</b> OBP: 0.335, SLG: 0.394 (1, 3)	0-0 G1-6-3 1-2			0-0 P4		4-0 HBP 2B BB	0-0 E4 1B			3	2	0	0	1	0	1	
<b>Ted Savage, R</b> OBP: 0.403, SLG: 0.489 (1, 9)	0-0 5-3			0-3 K		1-0 2B SF8 HBP	0-0 2H 1B			3	1	1	1	0	1	0	
<b>Danny Walton, R</b> OBP: 0.347, SLG: 0.455 (1, 7)		0-0 E4 CS			0-0 SH1-4 6-3 1B	0-0 1-3 2H 2B	0-0 F7			4	1	2	1	0	0	1	
<b>Jerry McNertney, R</b> OBP: 0.319, SLG: 0.392 (1, 2)		0-0 F7			4-0 6-3 SH1-4 1B BB	0-0 5-3	0-0 P4			3	1	0	0	1	0	4	
<b>Roberto Pena, R</b> OBP: 0.287, SLG: 0.290 (1, 6)		0-3 K			0-0 SH1-4	0-0 SF8		0-0 5-3		2	0	0	1	0	1	1	
<b>Dave May, L</b> OBP: 0.350, SLG: 0.351 (1, 8)			0-3 K		0-0 6-3	0-0 3H 4-0 IBB		0-0 1B 1B		3	0	1	1	1	1	1	
<b>Ted Kubiak, S</b> OBP: 0.340, SLG: 0.324 (1, 4)			0-0 5-3		0-0 1B IBB	0-0 F5		0-0 1B 1B		3	0	1	0	1	0	2	
<b>Marty Pattin, R</b> OBP: 0.158, SLG: 0.167 (1, 1)			0-0 6-3		0-0 1-3 3H 1B		0-3 K	0-3 K		3	0	1	1	0	1	0	
<b>Ken Sanders, R</b> (8, 1)										1	0	0	0	0	1	2	
<b>Inning Stats</b>	R: 0 E: 0 K: 0 S: 2	H: 0 LOB: 0 BB: 1 P: 6	R: 0 E: 1 K: 1 S: 5	H: 0 LOB: 1 BB: 0 P: 5	R: 0 E: 0 K: 1 S: 5	H: 0 LOB: 0 BB: 0 P: 5	R: 0 E: 0 K: 1 S: 5	H: 0 LOB: 0 BB: 0 P: 5	R: 2 E: 0 K: 0 S: 4	H: 1 LOB: 2 BB: 2 P: 13	R: 2 E: 1 K: 1 S: 8	H: 2 LOB: 1 BB: 0 P: 8	R: 0 E: 0 K: 1 S: 7	H: 2 LOB: 2 BB: 0 P: 7	1B: 6 2B: 2 3B: 0 HR: 0	SF: 1 SAC: 1 DP: 2 HBP: 1	WP: 0 PA: 37 SB: 0 CS: 1
<b>PITCHER</b>	IP WLS BF H R ER SO BB IBB HBP BLK WP HR S P ERA WHIP																
<b>George Brunet, L</b> ERA: 4.63 (1, 1)	5.0 L 22 3 4 4 4 3 1 1 0 0 0 0 25 42 7.20 1.200																
<b>Horacio Pina, R</b> ERA: 2.72 (6, 1)	2.0 10 2 2 1 1 0 1 0 1 0 0 0 11 15 4.50 1.000																
<b>Jackie Brown, R</b> ERA: 6.0 (8, 1)	1.0 5 2 0 0 0 1 0 0 0 0 0 0 7 7 0.00 2.000																



Batter	1	2	3	4	5	6	7	8	9	AB	R	H	RBI	BB	SO	LOB	TOP			
Del Unser, L OBP: 0.301, SLG: 0.318 Tom Grieve, R OBP: 0.324, SLG: 0.394 Darold Knowles, L OBP: 0.077, SLG: 0.077										3	1	1	1	0	1	1	<p>Washington Senators @ Oakland Athletics Oakland-Alameda County Coliseum, Oakland, CA</p> <p>Fri Jul 31 1970, 7:05 PM PDT Att: 4,382 - Unknown</p> <p>livebaseballscores.com</p>			
Ed Stroud, L OBP: 0.344, SLG: 0.352										4	1	2	2	0	2	0				
Frank Howard, R OBP: 0.433, SLG: 0.562										3	0	0	0	1	2	2				
Mike Epstein, L OBP: 0.358, SLG: 0.443										4	0	1	0	0	2	1				
Aurelio Rodriguez, R OBP: 0.306, SLG: 0.420										3	0	1	1	0	1	0				
Bernie Allen, L OBP: 0.336, SLG: 0.380 Tim Cullen, R OBP: 0.296, SLG: 0.250										2	0	0	0	0	1	1				
Ed Brinkman, R OBP: 0.351, SLG: 0.330										3	1	0	0	1	0	1				
Jim French, L OBP: 0.376, SLG: 0.257 Paul Casanova, R OBP: 0.290, SLG: 0.427										1	1	0	0	1	0	0				
Jim Shellenback, L OBP: 0.095, SLG: 0.143 Wayne Comer, R OBP: 0.259, SLG: 0.208										1	0	0	0	0	0	0				
<b>Inning Stats</b>	R: 2 E: 0 K: 0 S: 6	H: 3 LOB: 1 BB: 0 P: 6	R: 2 E: 0 K: 1 S: 6	H: 1 LOB: 1 BB: 2 P: 14	R: 0 E: 0 K: 1 S: 5	H: 0 LOB: 0 BB: 0 P: 5	R: 0 E: 0 K: 0 S: 3	H: 0 LOB: 0 BB: 0 P: 3	R: 0 E: 0 K: 3 S: 9	H: 2 LOB: 1 BB: 0 P: 4	R: 0 E: 0 K: 2 S: 7	H: 0 LOB: 0 BB: 0 P: 7	R: 0 E: 0 K: 3 S: 9	H: 0 LOB: 0 BB: 0 P: 9	R: 0 E: 0 K: 0 S: 3	H: 0 LOB: 0 BB: 0 P: 3		1B: 4 2B: 2 3B: 0 HR: 0	SF: 1 SAC: 1 DP: 0 HBP: 0	WP: 0 PB: 0 SB: 0 CS: 0
<b>PITCHER</b>	IP WLS BF H R ER SO BB IBB HBP BLK WP HR S P ERA WHIP																			
Rollie Fingers, R ERA: 4.07 Marcel Lachemann, R ERA: 2.75 Jim Roland, L ERA: 3.0 Paul Lindblad, L ERA: 3.51	1.0 8 3 4 4 0 2 0 0 0 0 0 0 6 14 36.00 5.000																			
2.1 4 1 0 0 1 0 0 0 0 0 0 0 6 6 0.00 1.000																				
3.1 4.0 14 2 0 0 4 1 0 0 0 0 0 21 25 0.00 0.750																				
7.1 3.0 W 9 0 0 0 5 0 0 0 0 0 0 0 19 19 0.00 0.000																				

Batter	1	2	3	4	5	6	7	8	9	AB	R	H	RBI	BB	SO	LOB	BOTTOM	
Bert Campaneris, R OBP: 0.304, SLG: 0.438										5	1	1	0	0	0	2	<p>Washington Senators @ Oakland Athletics Oakland-Alameda County Coliseum, Oakland, CA</p> <p>Fri Jul 31 1970, 7:05 PM PDT Att: 4,382 - Unknown</p> <p>livebaseballscores.com</p>	
Rick Monday, L OBP: 0.390, SLG: 0.457										5	0	0	0	0	0	2		
Felipe Alou, R OBP: 0.336, SLG: 0.421										4	1	2	0	0	0	0		
Sal Bando, R OBP: 0.415, SLG: 0.500										1	2	0	1	3	0	1		
Tommy Davis, R OBP: 0.312, SLG: 0.375 Reggie Jackson, L OBP: 0.346, SLG: 0.453										3	0	2	1	1	0	1		
Joe Rudi, R OBP: 0.320, SLG: 0.447										3	0	1	2	0	0	2		
Frank Fernandez, R OBP: 0.330, SLG: 0.444										4	1	2	1	0	0	2		
Dick Green, R OBP: 0.273, SLG: 0.272										4	0	1	0	0	1	2		
Rollie Fingers, R ERA: 4.07 Marcel Lachemann, R ERA: 2.75 Tony La Russa, R OBP: 0.341, SLG: 0.298 Jim Roland, L ERA: 3.0 Don Mincher, L OBP: 0.310, SLG: 0.458 Paul Lindblad, L ERA: 3.51										0	0	0	0	0	0	0		
<b>Inning Stats</b>	R: 0 E: 0 K: 0 S: 3	H: 0 LOB: 0 BB: 0 P: 3	R: 1 E: 0 K: 1 S: 7	H: 2 LOB: 1 BB: 1 P: 11	R: 1 E: 0 K: 0 S: 5	H: 2 LOB: 2 BB: 1 P: 9	R: 0 E: 0 K: 0 S: 3	H: 0 LOB: 1 BB: 1 P: 7	R: 0 E: 0 K: 0 S: 4	H: 1 LOB: 0 BB: 0 P: 4	R: 2 E: 1 K: 0 S: 6	H: 3 LOB: 2 BB: 1 P: 10	R: 0 E: 0 K: 1 S: 6	H: 1 LOB: 1 BB: 0 P: 6	1B: 8 2B: 0 3B: 0 HR: 1	SF: 1 SAC: 0 DP: 0 HBP: 0		WP: 1 PB: 0 SB: 0 CS: 0
<b>PITCHER</b>	IP WLS BF H R ER SO BB IBB HBP BLK WP HR S P ERA WHIP																	
Jim Shellenback, L ERA: 3.18 Darold Knowles, L ERA: 2.01	6.0 27 4 2 2 1 4 0 0 0 0 0 0 12 16 9.00 2.500																	



Batter	1	2	3	4	5	6	7	8	9	AB	R	H	RBI	BB	SO	LOB	TOP					
Ed Stroud, L (1, 8) OBP: 0.340, SLG: 0.347	F4			4-3		K			K	4	0	0	0	0	2	1						
Del Unser, L (1, 9) OBP: 0.305, SLG: 0.322	F7			1B		F5			1B	4	0	2	0	0	0	1						
Frank Howard, R (1, 7) OBP: 0.429, SLG: 0.556	6-3			K			F6		4-3	4	0	0	0	0	1	2						
Mike Epstein, L (1, 3)		G3		F7			F9			3	0	0	0	0	0	1						
Aurelio Rodriguez, R (1, 5) OBP: 0.303, SLG: 0.417		K			F7		5-3			3	0	0	0	0	1	0						
Bernie Allen, L (1, 4) OBP: 0.336, SLG: 0.380					F8					3	0	1	0	0	0	0						
Tim Cullen, R (8, PR) OBP: 0.296, SLG: 0.250	P6								L3 1B	0	0	0	0	0	0	0						
Ed Brinkman, R (1, 6) OBP: 0.349, SLG: 0.327				K	1-3				L3 1-2 1B	3	0	0	0	0	1	1						
John Roseboro, L (1, 2) OBP: 0.356, SLG: 0.288				K					F7 2B	3	0	1	0	0	1	1						
Casey Cox, R (1, 1) OBP: 0.163, SLG: 0.143										1	0	0	0	0	0	0						
Lee Mays, L (6, PH) OBP: 0.329, SLG: 0.408										1	0	0	0	0	0	1						
Jackie Brown, R (6, 1) OBP: 0.316, SLG: 0.382									K	0	0	0	0	0	0	0						
Tom Grieve, R (9, PH) OBP: 0.316, SLG: 0.382										1	0	0	0	0	1	0						
<b>Inning Stats</b>	R: 0 E: 0 K: 0 S: 3	H: 0 LOB: 0 BB: 0 P: 3	R: 0 E: 0 K: 1 S: 5	H: 0 LOB: 0 BB: 0 P: 5	R: 0 E: 0 K: 2 S: 7	H: 0 LOB: 0 BB: 0 P: 7	R: 0 E: 0 K: 1 S: 6	H: 1 LOB: 1 BB: 0 P: 6	R: 0 E: 0 K: 0 S: 3	H: 0 LOB: 0 BB: 0 P: 3	R: 0 E: 0 K: 1 S: 6	H: 1 LOB: 1 BB: 0 P: 6	R: 0 E: 0 K: 0 S: 3	H: 0 LOB: 0 BB: 0 P: 3	R: 0 E: 0 K: 0 S: 3	H: 1 LOB: 1 BB: 0 P: 8	R: 0 E: 0 K: 2 S: 8	H: 1 LOB: 1 BB: 0 P: 8	1B: 3 2B: 2 3B: 0 HR: 0	SF: 0 SAC: 0 DP: 1 HBP: 0	WP: 0 PB: 0 SB: 0 CS: 0	PA: 30
<b>PITCHER</b> Chuck Dobson, R (1, 1) ERA: 3.81	IP: 9.0 WLS: W BF: 30 H: 4 R: 0 ER: 0 SO: 7 BB: 0 IBB: 0 HBP: 0 BLK: 0 WP: 0 HR: 0 S: 44 P: 44 ERA: 0.00 WHIP: 0.444															<b>PITCHER</b>	IP: 9.0 WLS: W BF: 30 H: 4 R: 0 ER: 0 SO: 7 BB: 0 IBB: 0 HBP: 0 BLK: 0 WP: 0 HR: 0 S: 44 P: 44 ERA: 0.00 WHIP: 0.444					

Washington Senators @ Oakland Athletics  
Oakland-Alameda County Coliseum, Oakland, CA  
Sat Aug 01 1970, 3:33 AM PDT  
Att: 14,568 - Unknown

AB 30  
R 0  
H 4  
RBI 0  
BB 0  
SO 7  
LOB 8



Batter	1	2	3	4	5	6	7	8	9	AB	R	H	RBI	BB	SO	LOB	BOTTOM			
Bert Campaneris, R (1, 6) OBP: 0.306, SLG: 0.442	6-3						5-3			4	2	2	0	0	0	0				
Rick Monday, L (1, 8) OBP: 0.395, SLG: 0.467	P6									3	1	2	3	1	0	0				
Felipe Alou, R (1, 7) OBP: 0.335, SLG: 0.419	1-3									4	0	1	1	0	1	2				
Sal Bando, R (1, 5) OBP: 0.413, SLG: 0.495		F9			F2	FC4-6				3	0	0	0	1	0	1				
Don Mincher, L (1, 3) OBP: 0.313, SLG: 0.458					1-3					4	0	2	0	0	0	1				
Reggie Jackson, L (1, 9) OBP: 0.345, SLG: 0.450					L8					4	0	1	0	0	0	2				
Frank Fernandez, R (1, 2) OBP: 0.333, SLG: 0.459					K					3	1	1	1	1	2	2				
Dick Green, R (1, 4) OBP: 0.277, SLG: 0.270										2	0	0	0	2	0	2				
Chuck Dobson, R (1, 1) OBP: 0.169, SLG: 0.185					FC1-6 1B					4	1	0	0	0	0	4				
<b>Inning Stats</b>	R: 0 E: 0 K: 0 S: 3	H: 1 LOB: 0 BB: 0 P: 3	R: 2 E: 0 K: 1 S: 7	H: 2 LOB: 1 BB: 1 P: 11	R: 0 E: 0 K: 0 S: 3	H: 0 LOB: 0 BB: 0 P: 3	R: 3 E: 0 K: 0 S: 7	H: 4 LOB: 1 BB: 0 P: 7	R: 0 E: 0 K: 0 S: 3	H: 1 LOB: 1 BB: 1 P: 7	R: 0 E: 0 K: 1 S: 5	H: 0 LOB: 1 BB: 1 P: 9	R: 0 E: 0 K: 1 S: 6	H: 1 LOB: 3 BB: 2 P: 14	R: 0 E: 0 K: 1 S: 6	H: 1 LOB: 3 BB: 2 P: 14	1B: 6 2B: 2 3B: 1 HR: 1	SF: 0 SAC: 0 DP: 2 HBP: 0	WP: 1 PB: 0 SB: 1 CS: 0	PA: 36
<b>PITCHER</b> Casey Cox, R (1, 1) ERA: 5.03	IP: 5.0 WLS: L BF: 22 H: 7 R: 5 ER: 5 SO: 1 BB: 1 IBB: 0 HBP: 0 BLK: 0 WP: 1 HR: 1 S: 23 P: 27 ERA: 9.00 WHIP: 1.600															<b>PITCHER</b>	IP: 5.0 WLS: L BF: 22 H: 7 R: 5 ER: 5 SO: 1 BB: 1 IBB: 0 HBP: 0 BLK: 0 WP: 1 HR: 1 S: 23 P: 27 ERA: 9.00 WHIP: 1.600			
Jackie Brown, R (6, 1) ERA: 4.5	IP: 3.0 WLS: L BF: 14 H: 2 R: 0 ER: 0 SO: 2 BB: 4 IBB: 0 HBP: 0 BLK: 0 WP: 0 HR: 0 S: 14 P: 30 ERA: 0.00 WHIP: 2.000															<b>PITCHER</b>	IP: 3.0 WLS: L BF: 14 H: 2 R: 0 ER: 0 SO: 2 BB: 4 IBB: 0 HBP: 0 BLK: 0 WP: 0 HR: 0 S: 14 P: 30 ERA: 0.00 WHIP: 2.000			

Washington Senators @ Oakland Athletics  
Oakland-Alameda County Coliseum, Oakland, CA  
Sat Aug 01 1970, 3:33 AM PDT  
Att: 14,568 - Unknown

AB 31  
R 5  
H 9  
RBI 5  
BB 5  
SO 3  
LOB 14





Batter	1	2	3	4	5	6	7	8	9	AB	R	H	RBI	BB	SO	LOB	TOP								
Ed Stroud, L (1, 8) OBP: 0.347, SLG: 0.360										4	3	3	0	1	0	1	<b>Washington Senators @ Oakland Athletics</b> Oakland-Alameda County Coliseum, Oakland, CA Sun Aug 02 1970, 3:33 AM PDT Unknown <a href="http://livebaseballscorecards.com">livebaseballscorecards.com</a>								
Del Unser, L (1, 9) OBP: 0.305, SLG: 0.322										0	0	0	0	0	0	0									
Rick Reichardt, R (3, PH) OBP: 0.343, SLG: 0.514										3	0	1	0	0	1	1									
Lee Mays, L (9, PH) OBP: 0.332, SLG: 0.411										1	0	1	1	0	0	0									
Frank Howard, R (1, 7) OBP: 0.426, SLG: 0.551										5	0	1	1	0	0	3									
Wayne Comer, R (9, 7) OBP: 0.259, SLG: 0.208										0	0	0	0	0	0	0									
Mike Epstein, L (1, 3) OBP: 0.357, SLG: 0.438										3	1	1	0	1	0	1									
Aurelio Rodriguez, R (1, 5) OBP: 0.305, SLG: 0.419										3	1	1	2	1	0	2									
Bernie Allen, L (1, 4) OBP: 0.339, SLG: 0.382										1	1	1	0	0	0	0									
Tim Cullen, R (3, PH) OBP: 0.297, SLG: 0.246										2	0	0	0	1	0	2									
Ed Brinkman, R (1, 6) OBP: 0.346, SLG: 0.325										3	0	0	1	0	0	2									
Jim French, L (1, 2) OBP: 0.373, SLG: 0.255										1	0	0	0	0	0	1									
Paul Casanova, R (4, PH) OBP: 0.286, SLG: 0.421										3	0	0	0	0	0	0									
Jim Hannan, R (1, 1) OBP: 0.273, SLG: 0.200										2	0	1	1	0	0	0									
Darold Knowles, L (6, 1) OBP: 0.067, SLG: 0.067										2	0	0	0	0	0	0									
<b>Inning Stats</b>	R: 1 E: 0 K: 0 S: 4	H: 2 LOB: 0 BB: 4	R: 2 E: 0 K: 0 S: 5	H: 2 LOB: 1 P: 9	R: 0 E: 2 K: 0 S: 5	H: 0 LOB: 2 BB: 0 P: 5	R: 0 E: 0 K: 0 S: 3	H: 0 LOB: 0 BB: 0 P: 3	R: 0 E: 0 K: 1 S: 5	H: 1 LOB: 0 BB: 0 P: 5	R: 0 E: 0 K: 0 S: 3	H: 0 LOB: 0 BB: 0 P: 3	R: 0 E: 0 K: 0 S: 3	H: 0 LOB: 0 BB: 0 P: 3	R: 2 E: 0 K: 0 S: 4	H: 2 LOB: 2 BB: 3 P: 16	R: 1 E: 0 K: 0 S: 5	H: 2 LOB: 1 BB: 0 P: 5	1B: 8 2B: 1 3B: 1 HR: 0	SF: 1 SAC: 1 DP: 1 HBP: 0	WP: 0 PB: 0 SB: 1 CS: 2	PA: 39			
<b>PITCHER</b>	IP	WLS	BF	H	R	ER	SO	BB	IBB	HBP	BLK	WP	HR	S	P	ERA	WHIP								
Diego Segui, R (1, 1) ERA: 2.49	2.0	L	10	4	3	3	0	1	0	0	0	0	0	9	13	13.50	2.500								
Jim Roland, L (3, 1) ERA: 2.81	2.0		8	0	0	0	0	0	0	0	0	0	0	8	8	0.00	0.000								
Marcel Lachemann, R (5, 1) ERA: 2.55	3.0		9	2	0	0	1	0	0	0	0	0	0	11	11	0.00	0.667								
Mudcat Grant, R (8, 1) ERA: 1.15	0.2		6	2	2	2	0	3	0	0	0	0	0	3	15	27.00	7.500								
Bob Locker, R (8, 1) ERA: 3.1	1.1		6	2	1	1	0	0	0	0	0	0	0	6	6	6.75	1.500								

Batter	1	2	3	4	5	6	7	8	9	AB	R	H	RBI	BB	SO	LOB	BOTTOM								
Rick Monday, L (1, 8) OBP: 0.399, SLG: 0.479										4	1	2	1	1	0	1	<b>Washington Senators @ Oakland Athletics</b> Oakland-Alameda County Coliseum, Oakland, CA Sun Aug 02 1970, 3:33 AM PDT Unknown <a href="http://livebaseballscorecards.com">livebaseballscorecards.com</a>								
Jim Driscoll, L (1, 6) OBP: 0.176, SLG: 0.152										5	0	0	0	0	2	6									
Felipe Alou, R (1, 7) OBP: 0.333, SLG: 0.416										5	0	1	0	0	0	3									
Sal Bando, R (1, 5) OBP: 0.411, SLG: 0.492										2	0	0	0	0	1	1									
John Donaldson, L (4, 5) OBP: 0.333, SLG: 0.397										1	0	0	0	0	0	0									
Tony La Russa, R (8, PH) OBP: 0.250, SLG: 0.233										1	0	1	0	0	0	0									
Don Mincher, L (1, 3) OBP: 0.312, SLG: 0.454										3	0	0	0	1	1	0									
Reggie Jackson, L (1, 9) OBP: 0.343, SLG: 0.447										4	1	1	0	0	2	2									
Frank Fernandez, R (1, 2) OBP: 0.341, SLG: 0.459										2	0	1	0	1	0	1									
Dick Green, R (1, 4) OBP: 0.276, SLG: 0.270										4	0	1	1	0	1	2									
Dean Steig, R Tommy Davis, R Jim Roland, R Jim Rupp, R Marcel Lachemann, R Ben Casper, R Cullen Dumas, R Mudcat Grant, R Del Unser, R Dave Duncan, R										0	0	0	0	0	0	0									
<b>Inning Stats</b>	R: 0 E: 0 K: 0 S: 4	H: 1 LOB: 1	R: 1 E: 0 K: 0 S: 5	H: 2 LOB: 3 P: 13	R: 0 E: 0 K: 1 S: 5	H: 0 LOB: 0 BB: 0 P: 5	R: 0 E: 0 K: 2 S: 8	H: 1 LOB: 1 BB: 0 P: 8	R: 1 E: 0 K: 0 S: 4	H: 1 LOB: 0 BB: 0 P: 4	R: 0 E: 0 K: 2 S: 7	H: 0 LOB: 1 BB: 0 P: 8	R: 0 E: 0 K: 1 S: 6	H: 1 LOB: 1 BB: 0 P: 6	R: 0 E: 0 K: 0 S: 3	H: 1 LOB: 1 BB: 1 P: 7	R: 0 E: 0 K: 1 S: 7	H: 2 LOB: 2 BB: 0 P: 7	1B: 7 2B: 1 3B: 0 HR: 1	SF: 0 SAC: 0 DP: 1 HBP: 1	WP: 0 PB: 0 SB: 0 CS: 0	PA: 39			
<b>PITCHER</b>	IP	WLS	BF	H	R	ER	SO	BB	IBB	HBP	BLK	WP	HR	S	P	ERA	WHIP								
Jim Hannan, R (1, 1) ERA: 3.4	5.0	W	22	5	2	2	3	2	0	0	0	0	0	26	34	3.60	1.400								
Darold Knowles, L (6, 1) ERA: 1.91	4.0	S	17	4	0	0	4	1	0	1	0	0	0	23	28	0.00	1.250								





Batter	1	2	3	4	5	6	7	8	9	AB	R	H	RBI	BB	SO	LOB	TOP									
Ed Stroud, L OBP: 0.346, SLG: 0.358 (1, 8)	6-3		K					4-3		4	0	1	0	0	1	1	<b>Washington Senators @ Oakland Athletics</b> Oakland-Alameda County Coliseum, Oakland, CA Sun Aug 02 1970, 3:38 AM PDT Att: 18,997 - Unknown <a href="http://livebaseballscorecards.com">livebaseballscorecards.com</a>									
Del Unser, L OBP: 0.308, SLG: 0.322 (1, 9)	G5-4-3 1B				F9		FC3-6 1B	G1-4-3 BB		3	0	1	0	1	0	1										
Frank Howard, R OBP: 0.427, SLG: 0.550 (1, 7)	G5-4-3 1-2				G5-3 1B		1-3 1B	G1-4-3 1-2		4	0	2	0	0	0	2										
Mike Epstein, L OBP: 0.358, SLG: 0.442 (1, 3)		F9 2B			1-2 1B		K		F5	4	0	2	0	0	1	2										
Aurelio Rodriguez, R OBP: 0.302, SLG: 0.414 (1, 5)		F9 2-3			G5-3 2-3				F2	4	0	0	0	0	0	3										
Bernie Allen, L OBP: 0.339, SLG: 0.379 (1, 4)		P4								2	0	0	0	1	0	1										
Tim Cullen, R OBP: 0.295, SLG: 0.244 (8, 4)					4-3				F8	1	0	0	0	0	0	0										
Ed Brinkman, R OBP: 0.344, SLG: 0.323 (1, 6)		3-1								3	0	0	0	0	0	2										
John Roseboro, L OBP: 0.366, SLG: 0.293 (1, 2)					4-3					2	0	1	0	1	0	0										
Joe Coleman, R OBP: 0.300, SLG: 0.150 (1, 1)					CS SH3-4 1B					1	0	0	0	0	1	0										
Lee Maye, L OBP: 0.331, SLG: 0.409 (7, PH)					SH3-4					1	0	0	0	0	0	2										
Horacio Pina, R OBP: 0.295, SLG: 0.244 (7, 1)					1-2					0	0	0	0	0	0	0										
<b>Inning Stats</b>	R: 0 E: 0 K: 0 S: 3	H: 1 LOB: 0 BB: 0 P: 3	R: 0 E: 0 K: 0 S: 4	H: 1 LOB: 1 BB: 0 P: 4	R: 0 E: 0 K: 1 S: 5	H: 1 LOB: 0 BB: 0 P: 5	R: 0 E: 0 K: 0 S: 4	H: 2 LOB: 1 BB: 0 P: 4	R: 0 E: 0 K: 0 S: 3	H: 0 LOB: 0 BB: 0 P: 3	R: 0 E: 0 K: 2 S: 9	H: 2 LOB: 2 BB: 0 P: 9	R: 0 E: 0 K: 0 S: 3	H: 0 LOB: 2 BB: 2 P: 11	R: 0 E: 0 K: 0 S: 2	H: 0 LOB: 0 BB: 1 P: 6	R: 0 E: 0 K: 0 S: 3	H: 0 LOB: 0 BB: 0 P: 3	1B: 6 2B: 1 3B: 0 HR: 0	SF: 0 SAC: 1 DP: 3 HBP: 0	WP: 0 PB: 0 SB: 0 CS: 1	PA: 33				
<b>PITCHER</b>	IP WLS BF H R ER SO BB IBB HBP BLK WP HR S P ERA WHIP	8.0 30 7 0 0 0 3 2 1 0 0 0 0 0 33 45 0.00 1.125	1.0 W 3 0 0 0 0 0 0 0 0 0 0 0 3 3 0.00 0.000																							

Batter	1	2	3	4	5	6	7	8	9	AB	R	H	RBI	BB	SO	LOB	BOTTOM									
Rick Monday, L OBP: 0.400, SLG: 0.479 (1, 8)	1B S 1B		F8					F7		4	0	2	0	0	0	0	<b>Washington Senators @ Oakland Athletics</b> Oakland-Alameda County Coliseum, Oakland, CA Sun Aug 02 1970, 3:38 AM PDT Att: 18,997 - Unknown <a href="http://livebaseballscorecards.com">livebaseballscorecards.com</a>									
Dick Green, R OBP: 0.272, SLG: 0.265 (1, 4)	K 1-2		1-3					F9		4	0	0	0	0	1	2										
Joe Rudi, R OBP: 0.318, SLG: 0.442 (1, 7)	S 2-3 1B		K							4	0	1	0	0	3	0										
Sal Bando, R OBP: 0.407, SLG: 0.486 (1, 5)	K 1-2									4	0	0	0	0	2	2										
Don Mincher, L OBP: 0.311, SLG: 0.461 (1, 3)	5-3									4	1	1	1	0	1	2										
Reggie Jackson, L OBP: 0.343, SLG: 0.446 (1, 9)										3	0	1	0	0	0	0										
Dave Duncan, R OBP: 0.308, SLG: 0.429 (1, 2)										2	0	0	0	1	0	1										
Jim Driscoll, L OBP: 0.162, SLG: 0.139 (1, 6)										3	0	0	0	0	1	3										
Rollie Fingers, R OBP: 0.161, SLG: 0.103 (1, 1)										2	0	0	0	0	0	1										
Felipe Alou, R OBP: 0.333, SLG: 0.415 (8, PH)										1	0	0	0	0	0	0										
Mudcat Grant, R ERA: 2.76 (9, 1)										0	0	0	0	0	0	0										
<b>Inning Stats</b>	R: 0 E: 0 K: 2 S: 9	H: 2 LOB: 2 BB: 0 P: 9	R: 0 E: 2 K: 0 S: 4	H: 0 LOB: 1 BB: 0 P: 4	R: 0 E: 0 K: 1 S: 5	H: 0 LOB: 0 BB: 0 P: 5	R: 0 E: 0 K: 2 S: 8	H: 1 LOB: 2 BB: 1 P: 12	R: 0 E: 0 K: 0 S: 3	H: 1 LOB: 0 BB: 0 P: 3	R: 0 E: 0 K: 1 S: 5	H: 0 LOB: 0 BB: 0 P: 5	R: 0 E: 0 K: 1 S: 5	H: 0 LOB: 0 BB: 0 P: 5	R: 0 E: 0 K: 0 S: 3	H: 0 LOB: 0 BB: 0 P: 3	R: 1 E: 0 K: 1 S: 5	H: 1 LOB: 0 BB: 0 P: 5	1B: 4 2B: 0 3B: 0 HR: 1	SF: 0 SAC: 0 DP: 0 HBP: 0	WP: 0 PB: 0 SB: 3 CS: 1	PA: 32				
<b>PITCHER</b>	IP WLS BF H R ER SO BB IBB HBP BLK WP HR S P ERA WHIP	6.0 23 4 0 0 0 6 1 0 0 0 0 1 13 13 3.38 0.375																								





Batter	1	2	3	4	5	6	7	8	9	AB	R	H	RBI	BB	SO	LOB	TOP										
Wayne Comer, R OBP: 0.281, SLG: 0.212 Ed Stroud, L OBP: 0.345, SLG: 0.357	L9		1B	K			4-3			3	1	1	0	0	1	0	<b>Washington Senators @ Detroit Tigers</b> Tiger Stadium, Detroit, MI Mon Aug 03 1970, 7:05 PM EDT Att: 26,253 - Unknown										
Ed Brinkman, R OBP: 0.343, SLG: 0.322	K		1B		1-3		6-3			4	1	1	0	0	1	1											
Frank Howard, R OBP: 0.430, SLG: 0.552 Del Unser, L OBP: 0.308, SLG: 0.322			1B	4-3	6-3			CS	1B	4	1	3	1	0	0	0											
Aurelio Rodriguez, R OBP: 0.302, SLG: 0.413	K		1B	4-3	P4			P6		4	1	1	1	0	1	2											
Paul Casanova, R OBP: 0.281, SLG: 0.413		L9	4-3			F5		K		4	0	0	0	0	1	3											
Mike Epstein, L OBP: 0.383, SLG: 0.447			1B			P6			6-3	3	0	2	2	1	0	0											
Tom Grieve, R OBP: 0.286, SLG: 0.342	K		5-3			K			K	4	0	0	0	0	3	3											
Tim Cullen, R OBP: 0.294, SLG: 0.252	5-3			4-3			4-3		6-3	4	0	1	0	0	0	2											
Dick Bosman, R OBP: 0.122, SLG: 0.122 Joe Grzenda, R OBP: 0.326, SLG: 0.382			K	K			K		K	3	0	0	0	0	3	1											
<b>Inning Stats</b>	R: 0 E: 0 K: 2 S: 8	H: 1 LOB: 1 BB: 0 P: 8	R: 0 E: 0 K: 1 S: 6	H: 1 LOB: 1 BB: 0 P: 6	R: 4 E: 0 K: 1 S: 10	H: 5 LOB: 1 BB: 0 P: 10	R: 0 E: 0 K: 2 S: 7	H: 0 LOB: 0 BB: 0 P: 7	R: 0 E: 0 K: 0 S: 3	H: 0 LOB: 0 BB: 0 P: 3	R: 0 E: 0 K: 1 S: 5	H: 1 LOB: 1 BB: 0 P: 6	R: 0 E: 0 K: 1 S: 5	H: 1 LOB: 1 BB: 0 P: 5	R: 0 E: 0 K: 2 S: 7	H: 0 LOB: 1 BB: 1 P: 11	1B: 7 2B: 3 3B: 0 HR: 0	SF: 0 SAC: 0 DP: 1 HBP: 0	WP: 0 PB: 0 SB: 0 CS: 1	PA: 36							
<b>PITCHER</b>	IP	WLS	BF	H	R	ER	SO	BB	IBB	HBP	BLK	WP	HR	S	P	ERA	WHIP										
Mike Kilkenny, L ERA: 5.02	(1, 1)	5.0	L	22	7	4	4	6	0	0	0	0	0	34	34	7.20	1.400										
Lerrin LaGrow, R ERA: 2.09	(6, 1)	2.0		7	1	0	0	2	0	0	0	0	0	11	11	0.00	0.500										
John Hiller, L ERA: 3.12	(8, 1)	2.0		7	1	0	0	3	1	0	0	0	0	12	16	0.00	1.000										

Batter	1	2	3	4	5	6	7	8	9	AB	R	H	RBI	BB	SO	LOB	BOTTOM										
Dick McAuliffe, L OBP: 0.388, SLG: 0.377	5-3		3-1				P6			3	0	0	0	1	0	2	<b>Washington Senators @ Detroit Tigers</b> Tiger Stadium, Detroit, MI Mon Aug 03 1970, 7:05 PM EDT Att: 26,253 - Unknown										
Mickey Stanley, R OBP: 0.323, SLG: 0.404	1B		PO				F8			3	0	2	0	1	0	2											
Al Kaline, R OBP: 0.385, SLG: 0.479	1B		PO	L5-3	L7			L9		4	0	1	0	0	0	3											
Jim Northrup, L OBP: 0.341, SLG: 0.523	P6			3-1			6-3			4	0	1	0	0	0	2											
Norm Cash, L OBP: 0.378, SLG: 0.465	K						4-3			4	0	1	0	0	2	3											
Don Wert, R OBP: 0.323, SLG: 0.360		CS		K			6-3			4	0	1	0	0	1	2											
Jim Price, R OBP: 0.313, SLG: 0.293		F5			4-3		1B			4	0	1	0	0	1	1											
Cesar Gutierrez, R OBP: 0.271, SLG: 0.304 Dalton Jones, L OBP: 0.330, SLG: 0.325 Elliott Maddox, R OBP: 0.332, SLG: 0.382		K					1B		5-3	2	0	1	0	0	1	0											
Mike Kilkenny, R OBP: 0.074, SLG: 0.077 Rube Napoles, L OBP: 0.265, SLG: 0.273 Lerrin LaGrow, R OBP: 0.326, SLG: 0.407 John Hiller, L OBP: 0.326, SLG: 0.407 Ike Brown, R OBP: 0.300, SLG: 0.271			5-3				K		4-3	1	0	0	0	0	0	0											
<b>Inning Stats</b>	R: 0 E: 0 K: 1 S: 7	H: 2 LOB: 2 BB: 0 P: 7	R: 0 E: 0 K: 1 S: 5	H: 1 LOB: 0 BB: 0 P: 5	R: 0 E: 0 K: 0 S: 3	H: 1 LOB: 0 BB: 0 P: 3	R: 0 E: 0 K: 1 S: 6	H: 1 LOB: 1 BB: 0 P: 6	R: 0 E: 0 K: 0 S: 3	H: 0 LOB: 0 BB: 0 P: 3	R: 0 E: 0 K: 1 S: 7	H: 2 LOB: 2 BB: 0 P: 7	R: 0 E: 0 K: 1 S: 6	H: 1 LOB: 1 BB: 0 P: 6	R: 0 E: 0 K: 1 S: 5	H: 0 LOB: 0 BB: 0 P: 5	1B: 9 2B: 0 3B: 0 HR: 0	SF: 0 SAC: 0 DP: 0 HBP: 0	WP: 0 PB: 0 SB: 0 CS: 1	PA: 37							
<b>PITCHER</b>	IP	WLS	BF	H	R	ER	SO	BB	IBB	HBP	BLK	WP	HR	S	P	ERA	WHIP										
Dick Bosman, R ERA: 3.26	(1, 1)	6.0		26	8	0	0	4	2	0	0	0	0	32	40	0.00	1.667										
Joe Grzenda, L ERA: 5.01	(7, 1)	3.0	S	10	1	0	0	3	0	0	0	0	0	16	16	0.00	0.333										



Batter	1	2	3	4	5	6	7	8	9	AB	R	H	RBI	BB	SO	LOB	TOP																			
Ed Stroud, L OBP: 0.346, SLG: 0.358 (1, 8)	L3	L3-6-3							F8	5	0	2	0	0	0	1	Washington Senators @ Detroit Tigers Tiger Stadium, Detroit, MI Tue Aug 04 1970, 7:05 PM EDT Att: 19,016 - Unknown																			
Del Unser, L OBP: 0.303, SLG: 0.316 Tom Grieve, R OBP: 0.279, SLG: 0.333 (9, PH) (9, 7)	F5		F8	F6		L4-3			L6-3	4	0	0	0	0	0	3																				
Frank Howard, R OBP: 0.427, SLG: 0.546 Wayne Comer, R OBP: 0.261, SLG: 0.212 (1, 7) (9, 9)	2B HR		P6	L3			F7		F9	4	1	0	0	1	0	2																				
Mike Epstein, L OBP: 0.367, SLG: 0.451 (1, 3)	HR	2B	1B		L1-3		F8			2	1	1	0	2	0	0																				
Aurelio Rodriguez, R OBP: 0.304, SLG: 0.421 (1, 5)	HR		BB		L1-3		L6-3			4	1	2	3	0	0	1																				
Bernie Allen, L OBP: 0.345, SLG: 0.396 Paul Casanova, R OBP: 0.281, SLG: 0.413 (1, 4) (8, 2)	1B		1B		F9			HR		3	1	2	1	1	0	1																				
Ed Brinkman, R OBP: 0.340, SLG: 0.319 (1, 6)	L4-3		F2		K			L4-3		4	0	0	0	0	1	5																				
John Roseboro, L OBP: 0.371, SLG: 0.316 Tim Cullen, R OBP: 0.234, SLG: 0.252 (1, 2) (8, 4)		L3-6-3	1B	2B		L6-3		K		4	0	2	0	0	1	0																				
George Brunet, R OBP: 0.216, SLG: 0.286 Jackie Brown, R (1, 1) Darold Knowles, L OBP: 0.063, SLG: 0.063 (6, 1)		P5		K		K		K		0	0	0	0	0	0	0																				
Inning Stats	R: 3 E: 0 K: 0 S: 6	H: 3 LOB: 1 BB: 1 P: 10	R: 0 E: 0 K: 0 S: 3	H: 1 LOB: 0 BB: 0 P: 3	R: 0 E: 0 K: 0 S: 4	H: 1 LOB: 3 BB: 2 P: 12	R: 0 E: 0 K: 1 S: 7	H: 2 LOB: 2 BB: 0 P: 7	R: 0 E: 0 K: 1 S: 5	H: 1 LOB: 1 BB: 0 P: 6	R: 0 E: 0 K: 0 S: 3	H: 0 LOB: 0 BB: 0 P: 3	R: 1 E: 0 K: 2 S: 8	H: 1 LOB: 0 BB: 0 P: 8	R: 0 E: 0 K: 0 S: 3	H: 0 LOB: 0 BB: 0 P: 3		1B: 5 2B: 2 3B: 0 HR: 2	SF: 0 SAC: 0 DP: 1 HBP: 0	WP: 0 PB: 0 SB: 1 CS: 0	PA: 39															
PITCHER	IP	WLS	BF	H	R	ER	SO	BB	IBB	HBP	BLK	WP	HR	S	P	ERA	WHIP	PITCHER		IP	WLS	BF	H	R	ER	SO	BB	IBB	HBP	BLK	WP	HR	S	P	ERA	WHIP
Denny McLain, R ERA: 4.84 John Hiller, L ERA: 3.06 (1, 1) (9, 1)	8.0	L	36	9	4	4	5	4	0	0	0	0	2	42	58	4.50	1.625																			

Batter	1	2	3	4	5	6	7	8	9	AB	R	H	RBI	BB	SO	LOB	BOTTOM																			
Mickey Stanley, R OBP: 0.328, SLG: 0.407 (1, 8)	6-3									3	0	2	0	1	0	0	Washington Senators @ Detroit Tigers Tiger Stadium, Detroit, MI Tue Aug 04 1970, 7:05 PM EDT Att: 19,016 - Unknown																			
Ike Brown, R OBP: 0.397, SLG: 0.560 Dick McAuliffe, L OBP: 0.388, SLG: 0.375 (1, 4) (3, PH) (4, 4)	K		K			BB		F7		1	0	0	0	0	1	0																				
Al Kaline, R OBP: 0.381, SLG: 0.473 (1, 3)	L5-3		L4-3			K		K		4	0	0	0	0	2	4																				
Jim Northrup, L OBP: 0.340, SLG: 0.518 (1, 9)		F8	1B	BB	4-3	K		K		3	1	0	0	1	1	2																				
Don Wert, R OBP: 0.326, SLG: 0.359 (1, 5)		FC5-4		6-3		F7		PB		3	0	1	0	1	0	2																				
Elliott Maddox, R OBP: 0.325, SLG: 0.374 (1, 7)		F8		6-3		F9		K		4	0	0	0	0	1	3																				
Jim Price, R OBP: 0.296, SLG: 0.279 (1, 2)		SF7			K	F7		F7		3	0	0	1	0	1	1																				
Cesar Gutierrez, R OBP: 0.268, SLG: 0.301 (1, 6)		3H	FC5-4		6-3	L4				3	0	0	0	0	0	1																				
Denny McLain, R OBP: 0.100, SLG: 0.150 Russ Nagelson, L OBP: 0.256, SLG: 0.265 John Hiller, R (1, 1) (8, PH) (9, 1)			K		K			K		2	0	0	0	0	2	0																				
Inning Stats	R: 0 E: 0 K: 1 S: 5	H: 0 LOB: 0 BB: 0 P: 5	R: 1 E: 0 K: 0 S: 4	H: 1 LOB: 1 BB: 1 P: 8	R: 0 E: 0 K: 2 S: 8	H: 1 LOB: 1 BB: 0 P: 8	R: 0 E: 0 K: 0 S: 3	H: 0 LOB: 0 BB: 0 P: 3	R: 0 E: 0 K: 2 S: 7	H: 0 LOB: 0 BB: 0 P: 7	R: 0 E: 0 K: 2 S: 7	H: 0 LOB: 2 BB: 2 P: 15	R: 0 E: 0 K: 0 S: 3	H: 0 LOB: 0 BB: 0 P: 3	R: 0 E: 0 K: 2 S: 8	H: 1 LOB: 1 BB: 0 P: 8		R: 0 E: 0 K: 1 S: 5	H: 0 LOB: 1 BB: 1 P: 9	1B: 3 2B: 0 3B: 0 HR: 0	SF: 1 SAC: 0 DP: 0 HBP: 0	WP: 0 PB: 1 SB: 0 CS: 0	PA: 34													
PITCHER	IP	WLS	BF	H	R	ER	SO	BB	IBB	HBP	BLK	WP	HR	S	P	ERA	WHIP	PITCHER		IP	WLS	BF	H	R	ER	SO	BB	IBB	HBP	BLK	WP	HR	S	P	ERA	WHIP
George Brunet, L ERA: 4.63 Jackie Brown, R ERA: 3.63 Darold Knowles, L ERA: 1.83 (1, 1) (1, 1) (6, 1)	0.0	W	21	2	1	1	6	3	0	0	0	0	0	30	42	1.69	0.938																			

AB	35
R	4
H	9
RBI	4
BB	4
SO	5
LOB	15









Batter	1	2	3	4	5	6	7	8	9	AB	R	H	RBI	BB	SO	LOB	TOP									
<b>Mike Andrews, R</b> OBP: 0.317, SLG: 0.358 (1, 4)	0-3 K		0-0 HR			0-0 6-3		0-0 1B		4	1	2	1	0	1	0	<b>Boston Red Sox @ Washington Senators</b> Robert F. Kennedy Memorial Stadium, Washington, DC Thu Aug 06 1970, 7:05 PM EDT Att: 12,558 - Unknown <a href="http://livebaseballscorecards.com">livebaseballscorecards.com</a>									
<b>Reggie Smith, S</b> OBP: 0.384, SLG: 0.490 (1, 8)	0-0 6-3		0-0 L6			0-0 F5		0-0 FC3-6		4	0	0	0	0	0	2										
<b>Carl Yastrzemski, L</b> OBP: 0.450, SLG: 0.608 (1, 3)	0-0 F7			0-0 4-3		0-0 2B		0-3 K		4	0	1	0	0	1	2										
<b>Tony Conigliaro, R</b> OBP: 0.334, SLG: 0.470 (1, 9)		0-0 1B		0-0 5-3		0-0 6-3		0-3 K		4	0	1	0	0	1	3										
<b>Rico Petrocelli, R</b> OBP: 0.317, SLG: 0.444 (1, 6)		0-0 1B		0-0 6-3		4-0 BB		0-0 K		3	0	0	0	1	0	1										
<b>Billy Conigliaro, R</b> OBP: 0.341, SLG: 0.503 (1, 7)		0-0 F9			0-0 L7		0-0 FC5-4	0-3 K		4	0	0	0	0	1	1										
<b>John Kennedy, R</b> OBP: 0.299, SLG: 0.467 (1, 5)			0-0 E		0-0 6-3		0-0 FC4-6	0-0 F8		4	1	1	0	0	0	1										
<b>Jerry Moses, R</b> OBP: 0.313, SLG: 0.388 (1, 2)			0-0 E3		0-0 6-3		0-0 6-3			3	0	1	0	0	0	1										
<b>Gary Peters, L</b> OBP: 0.339, SLG: 0.345 <b>Chuck Hartenstein, R</b> OBP: 0.283, SLG: 0.234 <b>Dick Schofield, S</b> OBP: 0.233, SLG: 0.234 <b>Sparky Lyle, L</b> OBP: 0.234, SLG: 0.234 (8, PH)			0-0 G6-4-3		0-0 F3			0-0 E3		2	0	0	0	0	0	2										
<b>Inning Stats</b>	R: 0 E: 0 K: 1 S: 5	H: 0 LOB: 0 BB: 0 P: 5	R: 0 E: 0 K: 0 S: 3	H: 1 LOB: 0 BB: 0 P: 3	R: 2 E: 1 K: 0 S: 5	H: 2 LOB: 0 BB: 0 P: 5	R: 0 E: 0 K: 0 S: 3	H: 0 LOB: 0 BB: 0 P: 3	R: 0 E: 0 K: 0 S: 4	H: 1 LOB: 1 BB: 0 P: 4	R: 0 E: 0 K: 0 S: 4	H: 1 LOB: 1 BB: 0 P: 4	R: 0 E: 0 K: 0 S: 3	H: 0 LOB: 1 BB: 1 P: 7	R: 0 E: 1 K: 2 S: 9	H: 1 LOB: 2 BB: 0 P: 9		R: 0 E: 0 K: 1 S: 5	H: 0 LOB: 0 BB: 0 P: 5	1B: 3 2B: 2 3B: 0 HR: 1	SF: 0 SAC: 0 DP: 2 HBP: 0	WP: 0 PB: 0 SB: 0 CS: 0	PA: 34			
<b>PITCHER</b>	IP	WLS	BF	H	R	ER	SO	BB	IBB	HBP	BLK	WP	HR	S	P	ERA	WHIP									
<b>Casey Cox, R</b> ERA: 4.9 <b>Darold Knowles, L</b> ERA: 1.6	(1, 1)	7.1	W	29	6	2	2	1	1	0	0	0	0	1	30	34	2.46	0.955								
(8, 1)	1.2	S	5	0	0	0	3	0	0	0	0	0	0	0	11	11	0.00	0.000								

Batter	1	2	3	4	5	6	7	8	9	AB	R	H	RBI	BB	SO	LOB	BOTTOM								
<b>Ed Brinkman, R</b> OBP: 0.340, SLG: 0.323 (1, 6)	0-0 L4		0-0 2B		0-0 G3		0-0 BB			4	2	2	0	0	0	0	<b>Boston Red Sox @ Washington Senators</b> Robert F. Kennedy Memorial Stadium, Washington, DC Thu Aug 06 1970, 7:05 PM EDT Att: 12,558 - Unknown <a href="http://livebaseballscorecards.com">livebaseballscorecards.com</a>								
<b>Wayne Comer, R</b> OBP: 0.277, SLG: 0.212 (1, 8)	0-0 5-3		0-0 5-3		4-0 1B		4-0 BB			2	1	0	0	2	0	1									
<b>Frank Howard, R</b> OBP: 0.429, SLG: 0.544 (1, 7)	0-0 E1		0-0 6-3		0-0 1B		0-0 FC5-4			4	0	3	2	0	0	1									
<b>Aurelio Rodriguez, R</b> OBP: 0.305, SLG: 0.421 (1, 5)	1-0 BB		0-0 2B		0-0 FC5-4		0-0 F8			3	0	1	1	0	0	3									
<b>Paul Casanova, R</b> OBP: 0.284, SLG: 0.414 (1, 2)	4-0 BB		0-0 6-3		0-0 F5		0-0 6-3			3	0	0	0	1	0	1									
<b>Mike Epstein, L</b> OBP: 0.385, SLG: 0.446 (1, 3)	0-3 K			0-0 F7		0-3 K		0-0 HR		4	1	1	0	0	2	3									
<b>Tom Grieve, R</b> ERA: 4.08 <b>Del Unser, L</b> OBP: 0.303, SLG: 0.316 (9, 9)		0-3 K		0-3 K		0-0 F4		1-H HR		4	1	1	2	0	2	0									
<b>Tim Cullen, R</b> OBP: 0.281, SLG: 0.240 (1, 4)		0-0 F7		0-0 F7			0-0 F9			4	0	0	0	0	0	0									
<b>Casey Cox, R</b> OBP: 0.152, SLG: 0.133 <b>Darold Knowles, L</b> OBP: 0.059, SLG: 0.059 (8, 1)		0-0 6-3			0-3 K		0-3 K			3	0	0	0	0	2	0									
<b>Inning Stats</b>	R: 0 E: 1 K: 1 S: 6	H: 1 LOB: 3 BB: 1 P: 11	R: 0 E: 0 K: 1 S: 5	H: 0 LOB: 0 BB: 0 P: 5	R: 1 E: 0 K: 0 S: 5	H: 2 LOB: 1 BB: 0 P: 5	R: 0 E: 0 K: 1 S: 5	H: 0 LOB: 0 BB: 0 P: 5	R: 1 E: 0 K: 1 S: 7	H: 2 LOB: 2 BB: 1 P: 11	R: 2 E: 0 K: 0 S: 5	H: 2 LOB: 2 BB: 0 P: 5	R: 0 E: 0 K: 0 S: 5	H: 0 LOB: 0 BB: 0 P: 5	1B: 5 2B: 2 3B: 0 HR: 1	SF: 0 SAC: 0 DP: 0 HBP: 1		WP: 1 PB: 0 SB: 0 CS: 0	PA: 36						
<b>PITCHER</b>	IP	WLS	BF	H	R	ER	SO	BB	IBB	HBP	BLK	WP	HR	S	P	ERA	WHIP								
<b>Gary Peters, L</b> ERA: 4.08 <b>Chuck Hartenstein, R</b> ERA: 5.58 <b>Sparky Lyle, L</b> ERA: 4.72	(1, 1)	6.2	L	30	6	3	3	6	3	0	1	0	0	38	51	4.05	1.350								
(7, 1)	0.1	1	0	0	0	0	0	0	0	0	0	0	0	1	1	0.00	0.000								
(8, 1)	1.0	5	2	2	2	2	0	0	0	0	0	0	1	5	5	18.00	2.000								



Batter	1	2	3	4	5	6	7	8	9	AB	R	H	RBI	BB	SO	LOB	TOP								
Mike Andrews, R OBP: 0.316, SLG: 0.356 (1, 4)	5-3			6-3		1B 1B	6-3			4	1	1	0	0	0	0									
Reggie Smith, S OBP: 0.385, SLG: 0.490 (1, 8)	4-3			1B 1B		1B 2B		5-3		4	2	2	0	0	0	0									
Carl Yastrzemski, L OBP: 0.453, SLG: 0.698 (1, 3)	L5			1B 1B		2B 1B		CS BB		3	0	2	1	1	0	0									
Tony Conigliaro, R OBP: 0.336, SLG: 0.473 (1, 9)		5-3		1B 1B		1B 2B		F4		4	0	2	2	0	0	1									
Rico Petrocelli, R OBP: 0.317, SLG: 0.441 (1, 6)		F8		F9		FC6-4 IBB		F8		3	0	0	0	1	0	1									
Billy Conigliaro, R OBP: 0.339, SLG: 0.498 (1, 7)		CS 1B			5-3	K		E2 6-3		4	0	1	0	0	1	3									
John Kennedy, R OBP: 0.290, SLG: 0.452 (1, 5)		CS 1-2	4-3		F8	FC6-4 1-2		6-3		4	0	0	0	0	0	4									
Jerry Moses, R OBP: 0.315, SLG: 0.391 (1, 2)				FC8-4 2B		F9		F6		3	0	1	0	1	0	0									
Cal Koonce, R Gary Wagner, R Ken Brett, L OBP: 0.286, SLG: 0.368 (1, 1)				FC8-4-3 2-3		5-3		K		4	0	0	0	0	2	3									
<b>Inning Stats</b>	R: 0 E: 0 K: 0 S: 3	H: 0 LOB: 0 BB: 0 P: 3	R: 0 E: 0 K: 0 S: 3	H: 1 LOB: 0 BB: 0 P: 3	R: 0 E: 0 K: 0 S: 3	H: 1 LOB: 0 BB: 0 P: 3	R: 1 E: 0 K: 0 S: 5	H: 3 LOB: 1 BB: 0 P: 5	R: 0 E: 0 K: 0 S: 3	H: 0 LOB: 0 BB: 0 P: 3	R: 2 E: 0 K: 1 S: 9	H: 4 LOB: 3 BB: 1 P: 13	R: 0 E: 0 K: 1 S: 5	H: 0 LOB: 0 BB: 0 P: 5	R: 0 E: 0 K: 0 S: 2	H: 0 LOB: 0 BB: 1 P: 6	R: 0 E: 0 K: 1 S: 6	H: 0 LOB: 2 BB: 1 P: 10	1B: 7 2B: 3 3B: 0 HR: 0	SF: 0 SAC: 0 DP: 1 HBP: 0	WP: 0 PB: 0 CS: 2	PA: 37			
<b>PITCHER</b>	IP	WLS	BF	H	R	ER	SO	BB	IBB	HBP	BLK	WP	HR	S	P	ERA	WHIP								
Jim Hannan, R ERA: 3.51 (1, 1)	5.1	L	22	9	3	3	0	0	0	0	0	0	0	22	22	5.06	1.688								
Joe Grzenda, L ERA: 4.79 (6, 1)	2.2		9	0	0	0	2	1	1	0	0	0	0	11	19	0.00	0.375								
Horacio Pina, R ERA: 2.7 (9, 1)	1.0		5	0	0	0	1	0	1	0	0	0	0	6	10	0.00	0.000								

**Boston Red Sox @ Washington Senators**  
 Robert F. Kennedy Memorial Stadium, Washington, DC  
 Fri Aug 07 1970, 7:05 PM EDT  
 Att: 14,905 - Unknown

AB	33
R	3
H	9
RBI	3
BB	3
SO	3
LOB	12



Batter	1	2	3	4	5	6	7	8	9	AB	R	H	RBI	BB	SO	LOB	BOTTOM								
Ed Stroud, L OBP: 0.344, SLG: 0.355 (1, 8)	G3			PB G3 WP 1B		G3		5-3		4	1	1	0	0	1										
Del Unser, L OBP: 0.302, SLG: 0.315 (1, 9)	4-3			G3		1-3		BB 1B		4	0	1	0	0	1										
Frank Howard, R Wayne Comer, R OBP: 0.277, SLG: 0.212 (9, PR)	6-3			6-3		L8		BB BB 1-2 BB		3	0	0	0	1	0	1									
Mike Epstein, L OBP: 0.363, SLG: 0.447 (1, 3)		4-3		2-3 3-H 2B		F7		K		4	0	1	0	0	1	2									
Aurelio Rodriguez, R OBP: 0.302, SLG: 0.417 (1, 5)		6-3		K		6-3		F7		4	0	0	0	0	1	3									
Bernie Allen, L Rick Reichardt, R OBP: 0.345, SLG: 0.520 (9, PH)				CS 1B		F9		3-1		3	0	1	0	0	0	0									
Ed Brinkman, R OBP: 0.340, SLG: 0.323 (1, 6)		CS 1-2	4-3		1-3			FC3-6 1B		3	0	1	0	0	0	1									
Jim French, L OBP: 0.372, SLG: 0.257 (1, 2)				F8		1B		FC3-6 1-3		3	0	1	0	0	0	1									
Jim Hannan, R Joe Grzenda, R Lee Mays, L Horacio Pina, R OBP: 0.329, SLG: 0.407 (9, 1)				K		F7		1-3		2	0	0	0	0	1	1									
<b>Inning Stats</b>	R: 0 E: 0 K: 0 S: 3	H: 0 LOB: 0 BB: 0 P: 3	R: 0 E: 0 K: 0 S: 3	H: 1 LOB: 0 BB: 0 P: 3	R: 0 E: 0 K: 1 S: 5	H: 0 LOB: 0 BB: 0 P: 5	R: 1 E: 0 K: 1 S: 7	H: 2 LOB: 1 BB: 0 P: 7	R: 0 E: 0 K: 0 S: 4	H: 1 LOB: 1 BB: 0 P: 4	R: 0 E: 0 K: 0 S: 3	H: 0 LOB: 0 BB: 0 P: 3	R: 0 E: 0 K: 0 S: 3	H: 0 LOB: 0 BB: 0 P: 3	R: 0 E: 0 K: 0 S: 4	H: 1 LOB: 1 BB: 0 P: 4	R: 0 E: 0 K: 2 S: 8	H: 1 LOB: 2 BB: 1 P: 12	1B: 5 2B: 1 3B: 0 HR: 0	SF: 0 SAC: 0 DP: 0 HBP: 0	WP: 1 PB: 1 SB: 0 CS: 1	PA: 34			
<b>PITCHER</b>	IP	WLS	BF	H	R	ER	SO	BB	IBB	HBP	BLK	WP	HR	S	P	ERA	WHIP								
Cal Koonce, R GARY WAGNER, R Ken Brett, L ERA: 3.12 (1, 1)	8.0	W	29	6	1	1	2	0	0	0	0	0	0	0	4	1.12	0.750								
Ken Brett, L ERA: 3.99 (9, 1)	1.0	S	3	0	0	0	2	0	0	0	0	0	0	7	7	0.00	0.000								

**Boston Red Sox @ Washington Senators**  
 Robert F. Kennedy Memorial Stadium, Washington, DC  
 Fri Aug 07 1970, 7:05 PM EDT  
 Att: 14,905 - Unknown

AB	32
R	1
H	6
RBI	0
BB	1
SO	4
LOB	13





Batter	1	2	3	4	5	6	7	8	9	AB	R	H	RBI	BB	SO	LOB	TOP															
Vada Pinson, L OBP: 0.315, SLG: 0.446 (1, 9)	F7		F5		F8			P6		4	0	0	0	0	0	1	<b>Cleveland Indians @ Washington Senators</b> Robert F. Kennedy Memorial Stadium, Washington, DC Sat Aug 08 1970, 3:33 AM EDT Att: 8,614 - Unknown															
Graig Nettles, L OBP: 0.341, SLG: 0.399 (1, 5)	P6		F7		F8			5-3		4	0	0	0	0	0	1																
Roy Foster, R OBP: 0.360, SLG: 0.466 (1, 7)	5-3			HR		K			1-3	4	1	1	1	0	1	0																
Duke Sims, L OBP: 0.373, SLG: 0.505 Tony Horton, R OBP: 0.319, SLG: 0.454 (9, PH) (9, 3)		1-3		4-3		3-1			4-3	3	0	0	0	0	0	0		0														
Ray Fosse, R OBP: 0.362, SLG: 0.495 (1, 2)		F9		5-3		5-3			HR	4	1	1	0	0	0	0		0														
Ted Uhlhaender, L OBP: 0.304, SLG: 0.364 Chuck Hinton, R OBP: 0.429, SLG: 0.500 Buddy Bradford, R OBP: 0.297, SLG: 0.331 (9, 8)							F8		HR	3	0	2	0	0	0	0		0														
Eddie Leon, R OBP: 0.300, SLG: 0.350 (1, 4)		2B		2B			F3		F9	4	0	0	0	0	0	2		AB 34														
Jack Heidemann, R OBP: 0.254, SLG: 0.273 (1, 6)			FC5-6 1B		HR		K			3	1	2	1	0	1	0		R 4														
Steve Hargan, R OBP: 0.105, SLG: 0.105 Steve Mingori, L (8, 1) Vince Colbert, R (8, 1)			FC5-6 1-2		P6			F9		3	0	0	0	0	0	0		0	H 7													
										0	0	0	0	0	0	0		0	RBI 4													
										0	0	0	0	0	0	0	0	BB 0														
										0	0	0	0	0	0	0	0	SO 2														
										0	0	0	0	0	0	0	0	LOB 5														
<b>Inning Stats</b>	R: 0 E: 0 K: 0 S: 3	H: 0 LOB: 0 BB: 0 P: 3	R: 0 E: 0 K: 0 S: 4	H: 1 LOB: 1 BB: 0 P: 4	R: 0 E: 0 K: 0 S: 4	H: 1 LOB: 1 BB: 0 P: 4	R: 1 E: 0 K: 0 S: 5	H: 2 LOB: 1 BB: 0 P: 5	R: 1 E: 0 K: 0 S: 4	H: 1 LOB: 0 BB: 0 P: 4	R: 0 E: 0 K: 1 S: 5	H: 0 LOB: 0 BB: 0 P: 5	R: 0 E: 0 K: 1 S: 5	H: 0 LOB: 0 BB: 0 P: 5	R: 0 E: 0 K: 0 S: 3	H: 0 LOB: 0 BB: 0 P: 3	R: 2 E: 0 K: 0 S: 5	H: 2 LOB: 0 BB: 0 P: 5	1B: 1 2B: 3 3B: 0 HR: 3	SF: 0 SAC: 0 DP: 0 HBP: 0	WP: 0 PB: 0 SB: 0 CS: 0	PA: 34										
<b>PITCHER</b>	IP WLS BF H R ER SO BB IBB HBP BLK WP HR S P ERA WHIP																															
Dick Bosman, R ERA: 3.21 Darold Knowles, L ERA: 1.99	(1, 1) (9, 1)	8.0 L	29 5	2 2	2 2	2 0	0 0	0 0	0 0	0 0	0 1	2 5	33 5	33 5	2.25 18.00	0.625 2.000																

Batter	1	2	3	4	5	6	7	8	9	AB	R	H	RBI	BB	SO	LOB	BOTTOM															
Ed Stroud, L OBP: 0.339, SLG: 0.350 (1, 8)	L9		FC6 1-2			F7				4	0	0	0	0	2	<b>Cleveland Indians @ Washington Senators</b> Robert F. Kennedy Memorial Stadium, Washington, DC Sat Aug 08 1970, 3:33 AM EDT Att: 8,614 - Unknown																
Lee Maye, L OBP: 0.336, SLG: 0.410 Darold Knowles, L OBP: 0.059, SLG: 0.059 (9, 1)	4-3			HR		S BB		1B		3	1	2	0	1	0		0	R 2														
Frank Howard, R OBP: 0.428, SLG: 0.546 (9, 3)	F9			1B		K		1B		3	1	1	2	1	1		1	H 5														
Mike Epstein, L OBP: 0.360, SLG: 0.442 Rick Reichardt, R OBP: 0.343, SLG: 0.517 (8, PH) (9, 7)		K		HR		K		K		3	0	0	0	0	3		1	RBI 2														
Aurelio Rodriguez, R OBP: 0.300, SLG: 0.413 (1, 5)		K		K		K		K		1	0	0	0	0	1		3	BB 4														
Bernie Allen, L OBP: 0.340, SLG: 0.389 (1, 4)		K		K		1-3		F7		4	0	0	0	0	2		3	SO 9														
Ed Brinkman, R OBP: 0.340, SLG: 0.321 (1, 6)				G3		K				4	0	0	0	0	2		0	LOB 14														
John Roseboro, L OBP: 0.376, SLG: 0.325 (1, 2)			6-3			E5 CS		5-3		3	0	0	0	1	0		0															
Dick Bosman, R OBP: 0.118, SLG: 0.118 Del Unser, L OBP: 0.304, SLG: 0.313 (8, PH) (9, 9)			FC6 1B		4-3	FC4-6 BB		FC6 1B		4	0	2	0	0	0		2															
			P1		6-3	FC6 1-2		FC6 1B		2	0	0	0	0	0		1															
								1B BB		1	0	0	0	1	0	1																
<b>Inning Stats</b>	R: 0 E: 0 K: 0 S: 3	H: 0 LOB: 0 BB: 0 P: 3	R: 0 E: 0 K: 3 S: 9	H: 0 LOB: 0 BB: 0 P: 9	R: 0 E: 0 K: 0 S: 4	H: 1 LOB: 1 BB: 0 P: 4	R: 2 E: 0 K: 2 S: 9	H: 2 LOB: 0 BB: 0 P: 9	R: 0 E: 1 K: 0 S: 3	H: 0 LOB: 0 BB: 0 P: 3	R: 0 E: 0 K: 2 S: 7	H: 0 LOB: 1 BB: 1 P: 11	R: 0 E: 0 K: 1 S: 5	H: 0 LOB: 1 BB: 1 P: 9	R: 0 E: 0 K: 1 S: 6	H: 1 LOB: 3 BB: 2 P: 14	R: 0 E: 0 K: 0 S: 4	H: 1 LOB: 1 BB: 0 P: 4	1B: 4 2B: 0 3B: 0 HR: 1	SF: 0 SAC: 0 DP: 0 HBP: 0	WP: 0 PB: 0 SB: 1 CS: 1	PA: 36										
<b>PITCHER</b>	IP WLS BF H R ER SO BB IBB HBP BLK WP HR S P ERA WHIP																															
Steve Hargan, R ERA: 2.18 Steve Mingori, L ERA: 19.29 Vince Colbert, R ERA: 5.84	(1, 1) (8, 1) (8, 1)	7.1 0.0 1.2	29 1 6	4 0 1	2 0 0	2 0 0	8 0 1	0 1 0	0 0 0	0 0 0	0 0 0	0 0 8	42 4 8	54 4 8	2.46 ∞ 0.00	0.955 ∞ 0.600																



Batter	1	2	3	4	5	6	7	8	9	AB	R	H	RBI	BB	SO	LOB	TOP					
Vada Pinson, L OBP: 0.314, SLG: 0.445 (1, 9)	G3		G3		F7				F8	5	1	1	0	0	0	2	<b>Cleveland Indians @ Washington Senators</b> Robert F. Kennedy Memorial Stadium, Washington, DC Sun Aug 09 1970, 3:33 AM EDT Unknown					
Graig Nettles, L OBP: 0.342, SLG: 0.399 (1, 5)	G1-6-3 1B		F7				P4		L9	5	0	2	1	0	0	1						
Roy Foster, R OBP: 0.358, SLG: 0.462 (1, 7)	G1-6-3			5-3			K			3	0	0	0	1	1	2						
Duke Sims, L OBP: 0.368, SLG: 0.498 Larry Brown, R OBP: 0.369, SLG: 0.347 (1, 3) (5, 6)		F7		K		F8				3	0	0	0	0	1	3						
Ray Fosse, R OBP: 0.361, SLG: 0.492 (1, 2)		K		5-3			K			4	0	1	0	0	2	1						
Ted Uhlhaender, L OBP: 0.306, SLG: 0.366 (1, 8)						F7			4-3	4	1	2	0	0	0	1						
Eddie Leon, R OBP: 0.304, SLG: 0.350 (1, 4)									4-3	2	1	1	0	2	0	0						
Jack Heidemann, R OBP: 0.254, SLG: 0.272 Tony Horton, R OBP: 0.319, SLG: 0.453 (5, PH) (5, 3)									4-3	1	0	0	0	0	0	2						
Sam McDowell, L OBP: 0.163, SLG: 0.190 Fred Lasher, R (6, 1) Rich Rollins, R OBP: 0.300, SLG: 0.349 (9, PH)									5-3	3	0	0	0	0	2	4						
Inning Stats	R: 0 E: 0 K: 0 S: 3	H: 1 LOB: 0 BB: 0 P: 3	R: 0 E: 0 K: 1 S: 6	H: 1 LOB: 2 BB: 1 P: 10	R: 0 E: 0 K: 1 S: 5	H: 0 LOB: 0 BB: 0 P: 5	R: 0 E: 0 K: 1 S: 5	H: 0 LOB: 0 BB: 0 P: 5	R: 2 E: 0 K: 0 S: 6	H: 3 LOB: 3 BB: 2 P: 14	R: 0 E: 0 K: 2 S: 9	H: 2 LOB: 1 BB: 0 P: 9	R: 1 E: 0 K: 2 S: 9	H: 2 LOB: 1 BB: 0 P: 9	R: 0 E: 0 K: 0 S: 3	H: 0 LOB: 0 BB: 0 P: 3		R: 0 E: 0 K: 0 S: 3	H: 0 LOB: 0 BB: 0 P: 3	1B: 8 2B: 1 3B: 0 HR: 0	SF: 0 SAC: 0 DP: 1 HBP: 0	WP: 0 PB: 0 CS: 0
PITCHER Joe Coleman, R ERA: 3.88 (1, 1)	IP: 9.0 WLS: W BF: 38 H: 9 R: 3 ER: 3 SO: 7 BB: 3 IBB: 0 HBP: 0 BLK: 0 WP: 0 HR: 0 S: 49 P: 61 ERA: 3.00 WHIP: 1.333															PITCHER						

Batter	1	2	3	4	5	6	7	8	9	AB	R	H	RBI	BB	SO	LOB	BOTTOM			
Ed Brinkman, R OBP: 0.342, SLG: 0.322 (1, 6)		F3							F9	4	1	2	0	1	0	1	<b>Cleveland Indians @ Washington Senators</b> Robert F. Kennedy Memorial Stadium, Washington, DC Sun Aug 09 1970, 3:33 AM EDT Unknown			
Wayne Comer, R OBP: 0.282, SLG: 0.206 (1, 8)	F8	F9							5-3	3	1	0	1	2	0	2				
Frank Howard, R OBP: 0.427, SLG: 0.542 (1, 3)	K		E5						K	3	1	0	1	2	2	1				
Rick Reichardt, R OBP: 0.351, SLG: 0.519 (1, 9)										3	0	2	2	1	1	3				
Aurelio Rodriguez, R OBP: 0.297, SLG: 0.409 (1, 5)	K		G5-4-3							4	0	0	0	0	1	8				
Paul Casanova, R OBP: 0.284, SLG: 0.411 (1, 2)										4	1	1	0	0	0	2				
Tom Grieve, R OBP: 0.276, SLG: 0.429 (1, 7)										4	1	1	2	0	0	0				
Tim Cullen, R OBP: 0.287, SLG: 0.255 (1, 4)										3	1	1	0	1	1	0				
Joe Coleman, R OBP: 0.296, SLG: 0.140 (1, 1)										3	1	0	0	1	1	1				
Inning Stats	R: 0 E: 0 K: 2 S: 8	H: 1 LOB: 2 BB: 1 P: 12	R: 2 E: 0 K: 0 S: 6	H: 3 LOB: 1 BB: 0 P: 6	R: 0 E: 1 K: 0 S: 3	H: 1 LOB: 0 BB: 0 P: 3	R: 0 E: 0 K: 0 S: 3	H: 0 LOB: 0 BB: 0 P: 3	R: 0 E: 0 K: 1 S: 5	H: 0 LOB: 0 BB: 0 P: 5	R: 5 E: 1 K: 0 S: 5	H: 1 LOB: 2 BB: 5 P: 25	R: 0 E: 0 K: 1 S: 5	H: 0 LOB: 0 BB: 0 P: 5	R: 0 E: 0 K: 1 S: 5	H: 0 LOB: 0 BB: 0 P: 5		1B: 5 2B: 0 3B: 2 HR: 1	SF: 0 SAC: 0 DP: 0 HBP: 0	WP: 2 PB: 0 CS: 0
PITCHER Sam McDowell, L ERA: 2.79 Fred Lasher, R ERA: 3.62 (1, 1) (6, 1)	IP: 5.2 WLS: L BF: 29 H: 6 R: 6 ER: 6 SO: 4 BB: 7 IBB: 0 HBP: 0 BLK: 0 WP: 2 HR: 1 S: 30 P: 58 ERA: 9.53 WHIP: 2.294															PITCHER				



Batter	1	2	3	4	5	6	7	8	9	AB	R	H	RBI	BB	SO	LOB	TOP										
Vada Pinson, L OBP: 0.315, SLG: 0.447	L9			F7		G1				5	0	2	2	0	0	0	<b>Cleveland Indians @ Washington Senators</b> Robert F. Kennedy Memorial Stadium, Washington, DC Sun Aug 09 1970, 3:38 AM EDT Att: 18,497 - Unknown										
Graig Nettles, L OBP: 0.340, SLG: 0.395		2B		F9		3-1		K		4	0	0	0	1	1	4											
Roy Foster, R OBP: 0.364, SLG: 0.464 Buddy Bradford, R OBP: 0.287, SLG: 0.331						P3				3	2	2	0	2	0	0											
Duke Sims, L OBP: 0.365, SLG: 0.495					HR					0	0	0	0	0	0	0											
Tony Horton, R OBP: 0.320, SLG: 0.461										5	0	1	1	0	1	6											
Ted Uhlhaender, L OBP: 0.307, SLG: 0.372										5	2	2	0	0	0	2											
Eddie Leon, R OBP: 0.303, SLG: 0.348										5	0	1	1	0	1	3											
Jack Heidemann, R OBP: 0.254, SLG: 0.270										3	1	0	0	1	0	2											
Rick Austin, R OBP: 0.250, SLG: 0.214 Dennis Higgins, R OBP: 0.356, SLG: 0.429 Steve Mingori, L										2	0	0	0	1	1	1											
<b>Inning Stats</b>	R: 0 E: 0 K: 1 S: 5	H: 0 LOB: 2 BB: 2 P: 13	R: 2 E: 0 K: 1 S: 7	H: 2 LOB: 3 BB: 3 P: 19	R: 0 E: 0 K: 0 S: 4	H: 1 LOB: 1 BB: 0 P: 4	R: 0 E: 0 K: 1 S: 5	H: 0 LOB: 0 BB: 0 P: 5	R: 3 E: 0 K: 0 S: 7	H: 4 LOB: 1 BB: 0 P: 7	R: 0 E: 0 K: 0 S: 3	H: 0 LOB: 0 BB: 0 P: 3	R: 0 E: 0 K: 0 S: 3	H: 0 LOB: 0 BB: 0 P: 3	R: 0 E: 0 K: 1 S: 7	H: 2 LOB: 2 BB: 0 P: 7	R: 1 E: 0 K: 1 S: 7	H: 2 LOB: 1 BB: 0 P: 7	1B: 6 2B: 4 3B: 0 HR: 1	SF: 0 SAC: 0 DP: 0 HBP: 0	WP: 1 PB: 0 SB: 0 CS: 0	PA: 43					
<b>PITCHER</b>	IP	WLS	BF	H	R	ER	SO	BB	IBB	HBP	BLK	WP	HR	S	P	ERA	WHIP										
Jackie Brown, R ERA: 4.34	1.1	L	10	2	2	2	2	4	0	0	0	0	0	10	26	13.50	4.500										
Joe Grzenda, L ERA: 4.93	3.2		17	5	3	3	1	0	1	0	0	1	1	18	22	7.36	1.364										
Horacio Pina, R ERA: 2.54	3.0		11	2	0	0	1	0	0	0	0	0	0	13	13	0.00	0.667										
Darold Knowles, L ERA: 2.05	1.0		5	2	1	1	1	0	0	0	0	0	0	7	7	9.00	2.000										

Batter	1	2	3	4	5	6	7	8	9	AB	R	H	RBI	BB	SO	LOB	BOTTOM										
Ed Brinkman, R OBP: 0.341, SLG: 0.321	6-3		4-3							5	0	1	1	0	0	2	<b>Cleveland Indians @ Washington Senators</b> Robert F. Kennedy Memorial Stadium, Washington, DC Sun Aug 09 1970, 3:38 AM EDT Att: 18,497 - Unknown										
Wayne Comer, R OBP: 0.294, SLG: 0.220 Lee Mays, L OBP: 0.336, SLG: 0.409										2	0	2	0	0	0	0											
Frank Howard, R OBP: 0.427, SLG: 0.537										3	0	0	0	2	0	2											
Rick Reichardt, R OBP: 0.350, SLG: 0.514 Horacio Pina, R										2	0	0	0	1	0	1											
John Roseboro, L OBP: 0.369, SLG: 0.318										0	0	0	0	0	0	0											
Aurelio Rodriguez, R OBP: 0.295, SLG: 0.406										2	0	0	0	0	1	3											
Paul Casanova, R OBP: 0.280, SLG: 0.405 Mike Epstein, L OBP: 0.359, SLG: 0.441 Darold Knowles, L OBP: 0.059, SLG: 0.059										4	0	0	0	0	0	3											
Tom Grieve, R OBP: 0.304, SLG: 0.440 Del Unser, L OBP: 0.301, SLG: 0.311										3	0	0	0	0	0	0											
Tim Cullen, R OBP: 0.289, SLG: 0.265 Bernie Allen, L OBP: 0.345, SLG: 0.391										1	1	1	0	1	0	0											
Jackie Brown, R Joe Grzenda, R Ed Stroud, L OBP: 0.342, SLG: 0.354										2	0	0	0	0	0	0											
<b>Inning Stats</b>	R: 0 E: 0 K: 0 S: 4	H: 1 LOB: 1 BB: 0 P: 4	R: 0 E: 0 K: 1 S: 5	H: 0 LOB: 1 BB: 1 P: 9	R: 0 E: 0 K: 0 S: 4	H: 1 LOB: 1 BB: 0 P: 4	R: 0 E: 0 K: 0 S: 3	H: 0 LOB: 0 BB: 0 P: 3	R: 2 E: 0 K: 1 S: 8	H: 4 LOB: 3 BB: 2 P: 16	R: 0 E: 0 K: 0 S: 5	H: 0 LOB: 0 BB: 0 P: 9	R: 0 E: 0 K: 1 S: 5	H: 0 LOB: 0 BB: 0 P: 3	R: 0 E: 0 K: 1 S: 5	H: 0 LOB: 0 BB: 0 P: 5	R: 1 E: 0 K: 1 S: 8	H: 3 LOB: 3 BB: 1 P: 12	1B: 8 2B: 2 3B: 0 HR: 0	SF: 0 SAC: 0 DP: 1 HBP: 0	WP: 0 PB: 0 SB: 1 CS: 2	PA: 40					
<b>PITCHER</b>	IP	WLS	BF	H	R	ER	SO	BB	IBB	HBP	BLK	WP	HR	S	P	ERA	WHIP										
Rick Austin, L ERA: 5.56	4.0		18	5	2	2	1	1	0	0	0	0	0	19	23	4.50	1.500										
Dennis Higgins, R ERA: 4.35	4.2	W	20	4	1	1	3	3	0	0	0	0	0	23	35	1.93	1.500										
Steve Mingori, L ERA: 16.88	0.1	S	2	0	0	0	1	0	1	0	0	0	0	3	7	0.00	0.000										







Batter	1	2	3	4	5	6	7	8	9	AB	R	H	RBI	BB	SO	LOB	TOP								
<b>Cesar Tovar, R</b> OBP: 0.351, SLG: 0.439 (1, 8)	F5		P6		F7			BB 1B	G1-6-3	5	1	1	0	0	0	4	<b>Minnesota Twins @ Washington Senators</b> Robert F. Kennedy Memorial Stadium, Washington, DC Wed Aug 12 1970, 7:05 PM EDT Att: 8,811 - Unknown <a href="http://livebaseballscorecards.com">livebaseballscorecards.com</a>								
<b>Leo Cardenas, R</b> OBP: 0.318, SLG: 0.398 (1, 6)	K		6-3			E 2B		F7		4	1	1	1	0	1	2									
<b>Harmon Killebrew, R</b> OBP: 0.427, SLG: 0.625 (1, 3)	P4		F7			5-3		1B BB		3	0	0	0	1	0	2									
<b>Charlie Manuel, L</b> OBP: 0.273, SLG: 0.270 (8, PH)		F8		K				FC4 1B		3	0	0	0	0	2	1									
<b>Tony Oliva, L</b> OBP: 0.354, SLG: 0.501 (8, 9)								1-2 2H 1B		1	0	1	1	0	0	0									
<b>Brant Aleya, R</b> OBP: 0.374, SLG: 0.487 (1, 7)	K			FC5-4 BB		E6		K		3	0	0	0	1	2	2									
<b>Rick Renick, R</b> OBP: 0.342, SLG: 0.477 (1, 5)				FC5-4 1-2		F7		FC4		4	0	1	0	0	0	4									
<b>Paul Ratliff, L</b> OBP: 0.331, SLG: 0.351 (8, PH)								F8		3	0	0	0	0	0	2									
<b>Danny Thompson, R</b> OBP: 0.303, SLG: 0.329 (8, PH)	G3		L3					FC6-4 1B		1	0	1	0	0	0	0									
<b>Frank Quilici, R</b> OBP: 0.294, SLG: 0.264 (1, 4)			2B 6-3 1B		4-3			5-3		4	1	1	0	0	0	1									
<b>Luis Tiant, R</b> OBP: 0.448, SLG: 0.571 (6, 1)										2	0	1	0	0	0	0									
<b>Stan Williams, R</b> OBP: 0.288, SLG: 0.332 (7, PH)										0	0	0	0	0	0	0									
<b>Jim Holt, L</b> OBP: 0.266, SLG: 0.332 (7, 1)										1	0	0	0	0	1	0									
<b>Dick Woodson, R</b> OBP: 0.196, SLG: 0.190 (8, 1)										0	0	0	0	0	0	0									
<b>Tom Hall, L</b> OBP: 0.241, SLG: 0.259 (8, PH)			1-3 2B							1	0	1	0	0	0	0									
<b>Inning Stats</b>	R: 0 E: 0 K: 1 S: 5	H: 0 LOB: 0 BB: 0 P: 5	R: 0 E: 0 K: 1 S: 6	H: 1 LOB: 1 BB: 0 P: 6	R: 1 E: 0 K: 0 S: 5	H: 2 LOB: 1 BB: 0 P: 5	R: 0 E: 0 K: 1 S: 5	H: 0 LOB: 1 BB: 1 P: 9	R: 0 E: 0 K: 1 S: 3	H: 0 LOB: 0 BB: 0 P: 3	R: 1 E: 1 K: 1 S: 7	H: 1 LOB: 1 BB: 0 P: 7	R: 0 E: 0 K: 1 S: 5	H: 0 LOB: 0 BB: 0 P: 5	R: 1 E: 0 K: 1 S: 7	H: 2 LOB: 2 BB: 0 P: 11	R: 0 E: 0 K: 0 S: 4	H: 2 LOB: 1 BB: 0 P: 4	1B: 6 2B: 2 3B: 0 HR: 0	SF: 0 SAC: 0 DP: 1 HBP: 0	WP: 0 PB: 0 SB: 0 CS: 0	PA: 37			
<b>PITCHER</b>	IP	WLS	BF	H	R	ER	SO	BB	IBB	HBP	BLK	WP	HR	S	P	ERA	WHIP								
<b>Jim Hannan, R</b> ERA: 3.43 (1, 1)	7.1	W	30	5	3	2	5	2	0	0	0	0	0	38	46	2.46	0.955								
<b>Joe Grzenda, L</b> ERA: 4.81 (8, 1)	1.2	S	7	3	0	0	1	0	0	0	0	0	0	9	9	0.00	1.800								

Batter	1	2	3	4	5	6	7	8	9	AB	R	H	RBI	BB	SO	LOB	BOTTOM								
<b>Ed Stroud, L</b> OBP: 0.342, SLG: 0.351 (1, 8)	HR 1B		1-3		K			1-3		4	1	1	0	0	1	0	<b>Minnesota Twins @ Washington Senators</b> Robert F. Kennedy Memorial Stadium, Washington, DC Wed Aug 12 1970, 7:05 PM EDT Att: 8,811 - Unknown <a href="http://livebaseballscorecards.com">livebaseballscorecards.com</a>								
<b>Lee Maye, L</b> OBP: 0.333, SLG: 0.406 (1, 9)	F8		4-3			E3 2B		K2-5-2 2B		4	1	1	0	0	1										
<b>Frank Howard, R</b> OBP: 0.429, SLG: 0.546 (1, 7)										3	2	2	3	1	0	0									
<b>Del Unser, L</b> OBP: 0.301, SLG: 0.311 (8, PR)	1-H HR		5-3			HR 2B		BB		0	0	0	0	0	0	0									
<b>Mike Epstein, L</b> OBP: 0.359, SLG: 0.444 (1, 3)	F8				K			F2		4	1	1	2	0	1	2									
<b>Aurelio Rodriguez, R</b> OBP: 0.295, SLG: 0.412 (1, 5)	6-3					L7		K2-5-2 2B		3	0	0	0	0	1	2									
<b>Paul Casanova, R</b> OBP: 0.279, SLG: 0.405 (1, 2)			L7		FC1-6 1-2	4-3				3	0	0	0	0	1										
<b>Ed Brinkman, R</b> OBP: 0.337, SLG: 0.317 (1, 6)			L4		1-3	5-3				3	0	0	0	0	1										
<b>Tim Cullen, R</b> OBP: 0.290, SLG: 0.266 (1, 4)					5-3			6-3		3	0	1	0	0	0	0									
<b>Jim Hannan, R</b> OBP: 0.222, SLG: 0.160 (1, 1)										3	0	0	0	0	2	1									
<b>Joe Grzenda, R</b> ERA: 4.81 (8, 1)			K		G3			K		0	0	0	0	0	0	0									
<b>Inning Stats</b>	R: 2 E: 0 K: 0 S: 5	H: 2 LOB: 0 BB: 0 P: 5	R: 0 E: 0 K: 1 S: 6	H: 1 LOB: 1 BB: 0 P: 6	R: 0 E: 0 K: 0 S: 3	H: 0 LOB: 0 BB: 0 P: 3	R: 0 E: 0 K: 1 S: 5	H: 0 LOB: 1 BB: 0 P: 6	R: 0 E: 0 K: 1 S: 6	H: 0 LOB: 0 BB: 0 P: 5	R: 3 E: 1 K: 0 S: 6	H: 2 LOB: 0 BB: 0 P: 6	R: 0 E: 0 K: 1 S: 5	H: 0 LOB: 0 BB: 0 P: 5	R: 0 E: 0 K: 1 S: 5	H: 1 LOB: 2 BB: 1 P: 9	1B: 2 2B: 3 3B: 0 HR: 2	SF: 0 SAC: 0 DP: 1 HBP: 1	WP: 0 PB: 0 SB: 0 CS: 0	PA: 32					
<b>PITCHER</b>	IP	WLS	BF	H	R	ER	SO	BB	IBB	HBP	BLK	WP	HR	S	P	ERA	WHIP								
<b>Luis Tiant, R</b> ERA: 3.14 (1, 1)	5.0	L	22	5	5	4	3	0	0	1	0	0	0	3	3	0.00	0.000								
<b>Stan Williams, R</b> ERA: 2.06 (6, 1)	1.0		3	0	0	0	0	0	0	0	0	0	0	3	3	0.00	0.000								
<b>Dick Woodson, R</b> ERA: 3.57 (7, 1)	1.0		5	1	0	0	1	1	0	0	0	0	0	6	10	0.00	2.000								
<b>Tom Hall, L</b> ERA: 2.41 (8, 1)	1.0		2	0	0	0	1	0	0	0	0	0	0	4	4	0.00	0.000								



Batter	1	2	3	4	5	6	7	8	9	AB	R	H	RBI	BB	SO	LOB	TOP			
<b>Cesar Tovar, R</b> (1, 7) OBP: 0.350, SLG: 0.437										4	0	1	0	0	0	1				
<b>Danny Thompson, R</b> (1, 4) OBP: 0.297, SLG: 0.322										3	0	0	0	0	1	1				
<b>Tony Oliva, L</b> (1, 9) OBP: 0.351, SLG: 0.498										3	0	0	0	0	2	1				
<b>Harmon Killebrew, R</b> (1, 5) OBP: 0.425, SLG: 0.620										3	0	0	0	0	1	1				
<b>Rich Reese, L</b> (1, 3) OBP: 0.335, SLG: 0.381										3	0	0	0	0	1	0				
<b>Jim Holt, L</b> (1, 8) OBP: 0.284, SLG: 0.328										3	0	0	0	0	1	0				
<b>Leo Cardenas, R</b> (1, 6) OBP: 0.316, SLG: 0.395										3	0	0	0	0	1	0				
<b>Tom Tischinski, R</b> (1, 2) OBP: 0.325, SLG: 0.182										2	0	0	0	0	0	0				
<b>Rick Renick, R</b> (9, PH) OBP: 0.340, SLG: 0.474										1	0	0	0	0	0	0				
<b>Jim Kaat, L</b> (1, 1) OBP: 0.232, SLG: 0.175										1	0	0	0	1	0	0				
<b>Charlie Manuel, L</b> (9, PH) OBP: 0.273, SLG: 0.270										0	0	0	0	0	0	0				
<b>Brant Aylva, R</b> (9, PH) OBP: 0.372, SLG: 0.484										1	0	0	0	0	0	0				
<b>Inning Stats</b>	R: 0 E: 0 K: 2 S: 8	H: 1 LOB: 1 BB: 0 P: 8	R: 0 E: 0 K: 0 S: 3	H: 0 LOB: 0 BB: 0 P: 3	R: 0 E: 0 K: 0 S: 3	H: 0 LOB: 0 BB: 0 P: 3	R: 0 E: 0 K: 2 S: 5	H: 0 LOB: 0 BB: 1 P: 5	R: 0 E: 0 K: 1 S: 2	H: 0 LOB: 0 BB: 0 P: 6	R: 0 E: 0 K: 1 S: 5	H: 0 LOB: 0 BB: 0 P: 5	R: 0 E: 0 K: 1 S: 5	H: 0 LOB: 0 BB: 0 P: 5	R: 0 E: 0 K: 0 S: 3	H: 0 LOB: 0 BB: 0 P: 3	1B: 1 2B: 0 3B: 0 HR: 0	SF: 0 SAC: 0 DP: 1 HBP: 0	WP: 0 PB: 0 SB: 0 CS: 0	PA: 28
<b>PITCHER</b> <b>Dick Bosman, R</b> (1, 1) ERA: 3.03	IP: 9.0 WLS: W BF: 28	H: 1 R: 0 ER: 0 SO: 7	BB: 1 IBB: 0 HBP: 0 BLK: 0	WP: 0 HR: 0 S: 41 P: 45	ERA: 0.00 WHIP: 0.222															

Minnesota Twins @ Washington Senators  
Robert F. Kennedy Memorial Stadium, Washington, DC  
Thu Aug 13 1970, 7:05 PM EDT  
Att: 10,724 - Unknown

AB	27
R	0
H	1
RBI	0
BB	1
SO	7
LOB	4



Batter	1	2	3	4	5	6	7	8	9	AB	R	H	RBI	BB	SO	LOB	BOTTOM			
<b>Ed Brinkman, R</b> (1, 6) OBP: 0.335, SLG: 0.315										4	0	0	0	0	0	0				
<b>Wayne Comer, R</b> (1, 8) OBP: 0.300, SLG: 0.230										4	1	2	0	0	0	0				
<b>Frank Howard, R</b> (1, 3) OBP: 0.433, SLG: 0.547										1	0	1	0	2	0	0				
<b>Rick Reichardt, R</b> (1, 7) OBP: 0.344, SLG: 0.503										3	0	0	1	0	0	4				
<b>Aurelio Rodriguez, R</b> (1, 5) OBP: 0.296, SLG: 0.411										3	0	1	0	0	1	1				
<b>Tom Grieve, R</b> (1, 9) OBP: 0.283, SLG: 0.407										3	0	0	0	0	1	1				
<b>Paul Casanova, R</b> (1, 2) OBP: 0.279, SLG: 0.404										3	0	1	0	0	0	0				
<b>Tim Cullen, R</b> (1, 4) OBP: 0.285, SLG: 0.261										3	0	0	0	0	2	2				
<b>Dick Bosman, R</b> (1, 1) OBP: 0.111, SLG: 0.111										3	0	0	0	1	1	1				
<b>Inning Stats</b>	R: 1 E: 1 K: 1 S: 6	H: 1 LOB: 1 BB: 1 P: 10	R: 0 E: 1 K: 0 S: 4	H: 0 LOB: 1 BB: 0 P: 4	R: 0 E: 0 K: 0 S: 3	H: 2 LOB: 1 BB: 0 P: 4	R: 0 E: 0 K: 0 S: 3	H: 0 LOB: 0 BB: 0 P: 3	R: 0 E: 0 K: 0 S: 2	H: 0 LOB: 0 BB: 1 P: 6	R: 0 E: 0 K: 0 S: 4	H: 2 LOB: 1 BB: 0 P: 4	R: 0 E: 0 K: 1 S: 5	H: 0 LOB: 0 BB: 0 P: 5	R: 0 E: 0 K: 0 S: 3	H: 0 LOB: 0 BB: 0 P: 3	1B: 5 2B: 1 3B: 0 HR: 0	SF: 0 SAC: 0 DP: 2 HBP: 0	WP: 0 PB: 0 SB: 0 CS: 1	PA: 29
<b>PITCHER</b> <b>Jim Kaat, L</b> (1, 1) ERA: 3.52	IP: 8.0 WLS: L BF: 29	H: 5 R: 1 ER: 0 SO: 2	BB: 1 IBB: 1 HBP: 0 BLK: 0	WP: 0 HR: 0 S: 31 P: 39	ERA: 0.00 WHIP: 0.750															

Minnesota Twins @ Washington Senators  
Robert F. Kennedy Memorial Stadium, Washington, DC  
Thu Aug 13 1970, 7:05 PM EDT  
Att: 10,724 - Unknown

AB	27
R	1
H	5
RBI	1
BB	2
SO	2
LOB	9









Batter	1	2	3	4	5	6	7	8	9	AB	R	H	RBI	BB	SO	LOB	TOP					
Tom McCraw, L (1, 3) OBP: 0.304, SLG: 0.359	0-0 3-1		4-0 FC6-4 BB			0-0 HR		0-0 F8		3	1	1	1	1	0	0	Chicago White Sox @ Washington Senators Robert F. Kennedy Memorial Stadium, Washington, DC Sat Aug 15 1970, 7:05 PM EDT Att: 8,610 - Unknown					
Luis Aparicio, R (1, 6) OBP: 0.369, SLG: 0.394	0-0 6-3		0-0 FC6-4 1-2			0-0 6-3		0-0 F8		4	0	0	0	0	0	1						
Carlos May, L (1, 7) OBP: 0.380, SLG: 0.436	0-0 5-3			0-0 4-3		0-0 G3		0-0 L5		4	0	0	0	0	0	0						
Bill Melton, R (1, 9) OBP: 0.329, SLG: 0.469		4-0 1B BB		0-3 K		4-0 BB		0-3 K		2	0	0	0	2	2	0						
Ed Herrmann, L (1, 2) OBP: 0.352, SLG: 0.500		0-3 K		4-0 FC6-4 BB		0-0 G1		0-0 HR		3	1	1	1	1	1	2						
Syd O'Brien, R (1, 5) OBP: 0.297, SLG: 0.345		0-0 L3 1B		0-0 FC6-4 1-2			0-0 5-3		0-3 K	4	0	1	0	0	1	1						
Ken Berry, R (1, 8) OBP: 0.343, SLG: 0.363		0-0 L3 1-2			0-0 1B		0-0 6-3		0-0 4-3	4	0	1	0	0	0	2						
Bobby Knoop, R (1, 4) OBP: 0.277, SLG: 0.296			0-0 L6		0-3 K		4-0 BB			2	0	0	0	1	1	1						
Barry Moore, L (1, 1) OBP: 0.176, SLG: 0.152			0-0 F8		0-3 K		0-0 F7			2	0	0	0	0	1	0						
Jerry Crider, R (5, 1) OBP: 0.095, SLG: 0.143										1	0	0	0	0	0	1						
<b>Inning Stats</b>	R: 0 E: 0 K: 0 S: 3	H: 0 LOB: 0 BB: 0 P: 3	R: 0 E: 0 K: 1 S: 5	H: 1 LOB: 1 BB: 1 P: 9	R: 0 E: 0 K: 0 S: 3	H: 0 LOB: 1 BB: 1 P: 7	R: 0 E: 0 K: 1 S: 5	H: 0 LOB: 1 BB: 1 P: 9	R: 0 E: 0 K: 2 S: 7	H: 1 LOB: 0 BB: 0 P: 7	R: 1 E: 0 K: 0 S: 4	H: 1 LOB: 1 BB: 1 P: 8	R: 0 E: 0 K: 0 S: 3	H: 0 LOB: 1 BB: 1 P: 7	R: 0 E: 0 K: 0 S: 3	H: 0 LOB: 0 BB: 0 P: 3	R: 1 E: 0 K: 2 S: 8	H: 1 LOB: 0 BB: 0 P: 8	1B: 2 2B: 1 3B: 0 HR: 2	SF: 0 SAC: 0 DP: 1 HBP: 0	WP: 0 PB: 0 SB: 0 CS: 0	PA: 34
<b>PITCHER</b> Jackie Brown, R (1, 1) ERA: 3.58	IP: 9.0 WLS: W BF: 34 H: 4 R: 2 ER: 2 SO: 6 BB: 5 IBB: 0 HBP: 0 BLK: 0 WP: 0 HR: 2 S: 41 P: 61 ERA: 2.00 WHIP: 1.000															<b>PITCHER</b>						

Batter	1	2	3	4	5	6	7	8	9	AB	R	H	RBI	BB	SO	LOB	BOTTOM			
Ed Brinkman, R (1, 6) OBP: 0.337, SLG: 0.316	4-0 FC4-6 BB BB	0-0 FC5 2-3			0-3 K		0-0 6-3			3	0	0	0	1	1	3	Chicago White Sox @ Washington Senators Robert F. Kennedy Memorial Stadium, Washington, DC Sat Aug 15 1970, 7:05 PM EDT Att: 8,610 - Unknown			
Wayne Comer, R (1, 9) OBP: 0.321, SLG: 0.254	4-0 FC4-6 1-2 BB		4-0 FC5-4 BB		0-0 HBP BB 1B		0-0 HR 1B			2	1	2	0	2	0	0				
Frank Howard, R (1, 3) OBP: 0.435, SLG: 0.551	0-0 FC4-6 FC5-4 1-2 2-3		0-0 FC5-4 1-2		4-0 HBP BB		0-0 HR			3	1	1	2	1	0	3				
Rick Reichardt, R (1, 7) OBP: 0.354, SLG: 0.518	0-0 F2		0-0 P6		1-0 HBP		0-0 HR			3	1	1	2	0	0	3				
Del Unser, L (8, 7) OBP: 0.303, SLG: 0.312					1-2 2-3 3-1 HBP		0-0 HR			0	0	0	0	0	0	0				
Aurelio Rodriguez, R (1, 5) OBP: 0.296, SLG: 0.410	0-0 FC5-4 1-2		0-0 F7		1-2 2-3 3-1 HBP		0-0 F8			4	0	0	0	0	0	6				
Ed Stroud, L (1, 8) OBP: 0.345, SLG: 0.354		0-0 6-3		0-0 G6-3 1B		0-0 4-3		0-0 CS 1B		4	0	2	0	0	0	0				
Paul Casanova, R (1, 2) OBP: 0.279, SLG: 0.402		0-0 E5 FC5 1B		0-0 F7		0-0 1B		0-0 CS 1-2		4	0	1	0	0	0	1				
Tim Cullen, R (1, 4) OBP: 0.282, SLG: 0.250		0-0 F7		0-0 G6-3 1-2		0-3 K		0-0 F2		4	0	0	0	0	1	3				
Jackie Brown, R (1, 1) OBP: 0.286, SLG: 0.286		0-0 1B			0-0 BB 1B HBP		0-3 K		0-0 F7	4	1	2	0	0	1	1				
<b>Inning Stats</b>	R: 0 E: 0 K: 0 S: 3	H: 0 LOB: 2 BB: 2 P: 11	R: 0 E: 1 K: 0 S: 5	H: 1 LOB: 2 BB: 0 P: 5	R: 0 E: 0 K: 0 S: 3	H: 0 LOB: 1 BB: 1 P: 7	R: 0 E: 0 K: 0 S: 3	H: 1 LOB: 0 BB: 0 P: 3	R: 1 E: 0 K: 1 S: 6	H: 2 LOB: 2 BB: 1 P: 11	R: 0 E: 0 K: 2 S: 8	H: 1 LOB: 1 BB: 0 P: 8	R: 3 E: 0 K: 0 S: 6	H: 4 LOB: 0 BB: 0 P: 6	R: 0 E: 0 K: 0 S: 3	H: 0 LOB: 0 BB: 0 P: 3	1B: 7 2B: 0 3B: 0 HR: 2	SF: 0 SAC: 0 DP: 2 HBP: 1	WP: 0 PB: 0 SB: 0 CS: 1	PA: 37
<b>PITCHER</b> Barry Moore, L (1, 1) ERA: 5.59	IP: 4.1 WLS: L BF: 14 H: 5 R: 3 ER: 3 SO: 2 BB: 0 IBB: 0 HBP: 0 BLK: 0 WP: 0 HR: 0 S: 19 P: 36 ERA: 2.08 WHIP: 1.846															<b>PITCHER</b>				
Jerry Crider, R (5, 1) ERA: 4.11	IP: 3.2 WLS: L BF: 14 H: 5 R: 3 ER: 3 SO: 2 BB: 0 IBB: 0 HBP: 0 BLK: 0 WP: 0 HR: 2 S: 18 P: 18 ERA: 7.36 WHIP: 1.364															<b>PITCHER</b>				



Batter	1	2	3	4	5	6	7	8	9	AB	R	H	RBI	BB	SO	LOB	TOP										
Tom McCraw, L (1, 3) OBP: 0.303, SLG: 0.355	4-3		G3-6-3			4-3			G3 SH2-3 BB	3	0	0	0	1	0	1											
Luis Aparicio, R (1, 6) OBP: 0.369, SLG: 0.394	F7			K					SH2-3	3	0	1	0	0	1	0											
Carlos May, L (1, 7) OBP: 0.379, SLG: 0.437				P6					G3	4	0	1	0	0	0	2											
Bill Melton, R (1, 9) OBP: 0.325, SLG: 0.464	5-3			L1					P4	4	0	0	0	0	0	2											
Ed Herrmann, L (1, 2) OBP: 0.352, SLG: 0.511									F9	3	1	1	1	0	0	0											
Syd O'Brien, R (1, 5) OBP: 0.294, SLG: 0.342									F8	3	0	0	0	0	0	0											
Ken Berry, R (1, 8) OBP: 0.340, SLG: 0.360									F3	3	0	0	0	0	0	0											
Bobby Knoop, R (1, 4) OBP: 0.278, SLG: 0.296									F7	3	0	0	0	0	0	0											
Gerry Janeski, R (1, 1) OBP: 0.109, SLG: 0.093									P4	3	0	0	0	0	0	0											
Wilbur Wood, R (8, 1) OBP: 0.077, SLG: 0.154									G3	3	0	1	0	0	0	0											
									F9	3	0	1	0	0	0	0											
									L8	3	0	1	0	0	0	0											
									P1	3	0	1	0	0	1	1											
									1B	0	0	0	0	0	0	0											
<b>Inning Stats</b>	R: 0 E: 0 K: 0 S: 4	H: 1 LOB: 1 BB: 0 P: 4	R: 0 E: 0 K: 0 S: 3	H: 0 LOB: 0 BB: 0 P: 3	R: 0 E: 0 K: 1 S: 5	H: 1 LOB: 0 BB: 0 P: 5	R: 0 E: 0 K: 1 S: 5	H: 0 LOB: 0 BB: 0 P: 5	R: 1 E: 0 K: 0 S: 4	H: 1 LOB: 0 BB: 0 P: 4	R: 0 E: 0 K: 0 S: 4	H: 2 LOB: 1 BB: 0 P: 4	R: 0 E: 0 K: 0 S: 3	H: 0 LOB: 0 BB: 0 P: 3	R: 0 E: 0 K: 0 S: 3	H: 0 LOB: 1 BB: 1 P: 7	1B: 3 2B: 1 3B: 0 HR: 1	SF: 0 SAC: 1 DP: 1 HBP: 0	WP: 0 PB: 0 CS: 0	PA: 31							
<b>PITCHER</b>	IP	WLS	BF	H	R	ER	SO	BB	IBB	HBP	BLK	WP	HR	S	P	ERA	WHIP										
Casey Cox, R (1, 1) ERA: 4.6	8.0	W	27	5	1	1	2	0	0	0	0	0	1	31	31	1.12	0.625										
Darold Knowles, L (9, 1) ERA: 1.99	1.0	S	4	0	0	0	0	1	0	0	0	0	0	3	7	0.00	1.000										

Chicago White Sox @ Washington Senators  
Robert F. Kennedy Memorial Stadium, Washington, DC  
Sun Aug 16 1970, 3:33 AM EDT  
Att: 8,457 - Unknown

AB 29  
R 1  
H 5  
RBI 1  
BB 1  
SO 2  
LOB 6



Batter	1	2	3	4	5	6	7	8	9	AB	R	H	RBI	BB	SO	LOB	BOTTOM										
Ed Stroud, L (1, 8) OBP: 0.344, SLG: 0.362			1-3			4-3		F8		4	1	1	1	0	0	2											
Lee Maye, L (1, 9) OBP: 0.331, SLG: 0.402										3	0	1	0	0	0	0											
Rick Reichardt, R (8, PH) OBP: 0.352, SLG: 0.515	4-3					F8		FC5-4		1	0	0	0	0	0	2											
Darold Knowles, L (9, 1) OBP: 0.059, SLG: 0.059										0	0	0	0	0	0	0											
Frank Howard, R (1, 7) OBP: 0.434, SLG: 0.550										3	0	1	0	0	1	0											
Mike Epstein, L (1, 3) OBP: 0.355, SLG: 0.438										3	0	0	0	0	1	2											
Aurelio Rodriguez, R (1, 5) OBP: 0.295, SLG: 0.407										3	0	0	0	0	1	1											
Ed Brinkman, R (1, 6) OBP: 0.337, SLG: 0.316										3	1	1	0	0	0	0											
Jim French, L (1, 2) OBP: 0.358, SLG: 0.244										3	0	1	0	0	0	0											
Tim Cullen, R (1, 4) OBP: 0.277, SLG: 0.246										3	0	0	0	0	0	2											
Casey Cox, R (1, 1) OBP: 0.140, SLG: 0.122										2	0	0	0	0	1	0											
Del Unser, L (8, PH) OBP: 0.306, SLG: 0.315										1	0	1	1	0	0	0											
<b>Inning Stats</b>	R: 1 E: 0 K: 0 S: 4	H: 1 LOB: 0 BB: 0 P: 4	R: 0 E: 0 K: 0 S: 3	H: 0 LOB: 0 BB: 0 P: 3	R: 0 E: 0 K: 1 S: 5	H: 0 LOB: 0 BB: 0 P: 5	R: 0 E: 0 K: 1 S: 6	H: 2 LOB: 1 BB: 0 P: 6	R: 0 E: 0 K: 0 S: 3	H: 0 LOB: 0 BB: 0 P: 3	R: 0 E: 0 K: 2 S: 7	H: 0 LOB: 0 BB: 0 P: 7	R: 1 E: 0 K: 0 S: 6	H: 3 LOB: 2 BB: 0 P: 6	R: 0 E: 0 K: 0 S: 6	H: 0 LOB: 0 BB: 0 P: 6	1B: 5 2B: 0 3B: 0 HR: 1	SF: 0 SAC: 0 DP: 1 HBP: 0	WP: 0 PB: 0 CS: 0	PA: 29							
<b>PITCHER</b>	IP	WLS	BF	H	R	ER	SO	BB	IBB	HBP	BLK	WP	HR	S	P	ERA	WHIP										
Gerry Janeski, R (1, 1) ERA: 4.75	7.1	L	27	6	2	2	4	0	0	0	0	0	1	35	35	2.46	0.818										
Wilbur Wood, L (8, 1) ERA: 2.99	0.2		2	0	0	0	0	0	0	0	0	0	0	2	2	0.00	0.000										

Chicago White Sox @ Washington Senators  
Robert F. Kennedy Memorial Stadium, Washington, DC  
Sun Aug 16 1970, 3:33 AM EDT  
Att: 8,457 - Unknown

AB 29  
R 2  
H 6  
RBI 2  
BB 0  
SO 4  
LOB 9





Batter	1	2	3	4	5	6	7	8	9	AB	R	H	RBI	BB	SO	LOB	TOP			
George Spriggs, L OBP: 0.300, SLG: 0.286 (1, 9)	0-0 4-3		0-0 1-3			0-0 F7			0-0 6-3	4	0	0	0	0	0	0	<b>Kansas City Royals @ Washington Senators</b> Robert F. Kennedy Memorial Stadium, Washington, DC Mon Aug 17 1970, 7:05 PM EDT Att: 5,722 - Unknown <a href="http://livebaseballscorecards.com">livebaseballscorecards.com</a>			
Cookie Rojas, R OBP: 0.274, SLG: 0.298 Aurelio Montegudo, R Pat Kelly, L OBP: 0.341, SLG: 0.325 (1, 4) (6, 1) (9, PH)	0-0 5-3			0-0 5-3		0-0 P5			0-0 F8	3	0	0	0	0	0	0				
Amos Otis, R OBP: 0.342, SLG: 0.431 (1, 8)	0-0 E7			0-0 5-3					0-3 K	4	0	0	0	0	1	0				
Lou Piniella, R OBP: 0.350, SLG: 0.446 (1, 7)	0-0 F8			0-0 P4					4-0 FC4-6 BB	2	0	0	0	1	0	1				
Ed Kirkpatrick, L OBP: 0.315, SLG: 0.419 Buck Martinez, R (1, 2) (7, 2)		0-0 6-3			4-0 G5-4-3 BB				0-0 FC4-6	2	0	0	0	1	0	1				
Bob Oliver, R OBP: 0.306, SLG: 0.474 (1, 3)	0-3 K			0-0 G5-4-3					0-0 F8	3	0	0	0	0	1	2				
Paul Schaal, R OBP: 0.349, SLG: 0.338 (1, 5)	0-0 F8								0-3 K	3	0	1	0	0	1	0				
Rich Severson, R OBP: 0.316, SLG: 0.358 (1, 6)			0-3 K						0-3 K	3	0	0	0	0	2	1				
Bob Johnson, L OBP: 0.205, SLG: 0.128 Tom Burgmeier, L Tom Matchick, L OBP: 0.250, SLG: 0.273 (1, 1) (3, 1) (6, PH) (6, 4)			0-3 K						0-0 F7	1	0	0	0	0	1	0				
									0-0 F8	0	0	0	0	0	0	0				
									0-0 F7	2	0	0	0	0	0	0				
<b>Inning Stats</b>	R: 0 E: 1 K: 0 S: 4	H: 0 LOB: 1 BB: 0 P: 4	R: 0 E: 0 K: 1 S: 5	H: 0 LOB: 0 BB: 0 P: 5	R: 0 E: 0 K: 2 S: 7	H: 0 LOB: 0 BB: 0 P: 7	R: 0 E: 0 K: 0 S: 3	H: 1 LOB: 1 BB: 1 P: 7	R: 0 E: 0 K: 0 S: 3	H: 0 LOB: 0 BB: 0 P: 3	R: 0 E: 0 K: 0 S: 3	H: 0 LOB: 1 BB: 1 P: 7	R: 0 E: 0 K: 2 S: 7	H: 0 LOB: 0 BB: 0 P: 7	R: 0 E: 0 K: 1 S: 5	H: 0 LOB: 0 BB: 0 P: 5	1B: 0 2B: 0 3B: 1 HR: 0	SF: 0 SAC: 0 DP: 1 HBP: 0	WP: 0 PB: 0 CS: 0	PA: 30
<b>PITCHER</b> Jim Hannan, R ERA: 3.11 (1, 1)	IP: 9.0 WLS: W BF: 30 H: 1 R: 0 ER: 0 SO: 6 BB: 2 IBB: 0 HBP: 0 BLK: 0 WP: 0 HR: 0 S: 40 P: 48 ERA: 0.00 WHIP: 0.333																			

Batter	1	2	3	4	5	6	7	8	9	AB	R	H	RBI	BB	SO	LOB	BOTTOM			
Ed Stroud, L OBP: 0.348, SLG: 0.363 (1, 8)	4-0 4-3 HR PB BB		0-0 1B S 2B	4-0 FC4-6 BB		0-0 P6				2	2	1	0	2	0	0	<b>Kansas City Royals @ Washington Senators</b> Robert F. Kennedy Memorial Stadium, Washington, DC Mon Aug 17 1970, 7:05 PM EDT Att: 5,722 - Unknown <a href="http://livebaseballscorecards.com">livebaseballscorecards.com</a>			
Del Unser, L OBP: 0.305, SLG: 0.314 (1, 9)	0-0 4-3		0-0 2B BLK 1B	0-0 FC4-6 BB					0-0 F8	4	1	1	1	0	0	2				
Frank Howard, R Wayne Comer, R OBP: 0.554 OBP: 0.321, SLG: 0.254 (1, 7) (8, 7)	0-0 HR		0-3 K	0-0 L6					0-0 6-3	4	1	1	2	0	1	3				
Mike Epstein, L OBP: 0.354, SLG: 0.445 (1, 3)	0-0 HR		0-0 F5		0-0 F9				0-0 F5	4	1	1	1	0	0	2				
Aurelio Rodriguez, R OBP: 0.294, SLG: 0.408 (1, 5)	0-0 F8		0-0 BLK 1B 2B		0-0 6-3				0-3 K	4	1	1	1	0	1	0				
Ed Brinkman, R OBP: 0.338, SLG: 0.316 (1, 6)	0-0 5-3		0-0 2B 1B		4-0 BB				0-0 L5	3	0	1	1	1	0	0				
Paul Casanova, R OBP: 0.275, SLG: 0.395 (1, 2)		0-3 K	0-0 F7		0-0 1-3				0-0 P4	4	0	0	0	0	1	2				
Tim Cullen, R OBP: 0.278, SLG: 0.253 (1, 4)		0-0 F7		0-0 SH1-3 FC4-6 2B		0-0 5-3				3	1	1	0	0	0	0				
Jim Hannan, R OBP: 0.207, SLG: 0.148 (1, 1)		0-0 F8		0-0 SH1-3		0-3 K				2	0	0	0	0	1	0				
<b>Inning Stats</b>	R: 3 E: 0 K: 0 S: 5	H: 2 LOB: 0 BB: 1 P: 9	R: 0 E: 0 K: 1 S: 5	H: 0 LOB: 0 BB: 0 P: 5	R: 3 E: 0 K: 1 S: 9	H: 4 LOB: 1 BB: 0 P: 9	R: 1 E: 0 K: 0 S: 4	H: 1 LOB: 1 BB: 1 P: 8	R: 0 E: 0 K: 0 S: 3	H: 0 LOB: 0 BB: 1 P: 7	R: 0 E: 0 K: 1 S: 5	H: 0 LOB: 0 BB: 0 P: 5	R: 0 E: 0 K: 0 S: 3	H: 0 LOB: 0 BB: 0 P: 3	R: 0 E: 0 K: 1 S: 5	H: 0 LOB: 0 BB: 0 P: 5	1B: 3 2B: 2 3B: 0 HR: 2	SF: 0 SAC: 1 DP: 0 HBP: 0	WP: 0 PB: 1 CS: 0	PA: 34
<b>PITCHER</b> Bob Johnson, R Tom Burgmeier, L Aurelio Montegudo, R ERA: 3.48 ERA: 3.35 ERA: 2.5 (1, 1) (3, 1) (6, 1)	IP: 2.2 WLS: L BF: 15 H: 6 R: 6 ER: 6 SO: 2 BB: 1 IBB: 0 HBP: 0 BLK: 0 WP: 0 HR: 0 S: 18 P: 22 ERA: 20.25 WHIP: 2.625																			
	IP: 3.0 WLS: 9 BF: 10 H: 1 R: 1 ER: 1 SO: 0 BB: 0 IBB: 0 HBP: 0 BLK: 0 WP: 0 HR: 0 S: 13 P: 13 ERA: 0.00 WHIP: 0.000																			























Batter	1	2	3	4	5	6	7	8	9	AB	R	H	RBI	BB	SO	LOB	TOP				
Ed Brinkman, R (1, 6) OBP: 0.334, SLG: 0.311	5-3		6-3		F8		6-3			4	0	0	0	0	0	1	Washington Senators @ Chicago White Sox Comiskey Park, Chicago, IL Tue Aug 25 1970, 8:05 PM EDT Att: 6,774 - Unknown				
Wayne Comer, R (1, 8) OBP: 0.317, SLG: 0.248 Ed Stroud, L (8, PH) OBP: 0.354, SLG: 0.362	K		F7			1B SF9 1B		6-3		3	1	1	0	0	1	0					
Frank Howard, R (1, 3) OBP: 0.432, SLG: 0.561	5-3			4-3		FC6-4 1B		G6-3 1B		4	0	2	0	0	0	0					
Rick Reichardt, R (1, 7) OBP: 0.352, SLG: 0.515		K		BB E 1B		SF9 1B		G6-3 1B		3	0	1	1	0	1	1					
Aurelio Rodriguez, R (1, 5) OBP: 0.296, SLG: 0.411		2B		E5 BB		K		K		4	1	1	0	0	2	2					
Tom Grieve, R (1, 9) OBP: 0.290, SLG: 0.387		L7		G6-4-3 BB		FC6-4 1B		P4		3	0	0	0	1	0	2					
Paul Casanova, R (1, 2) OBP: 0.269, SLG: 0.394		2B		G6-4-3 1B				K		4	1	1	1	0	1	3					
Tim Cullen, R (1, 4) OBP: 0.296, SLG: 0.283		2B		F8						3	0	2	1	0	0	0					
Joe Coleman, R (1, 1) OBP: 0.262, SLG: 0.120 Lee Maye, L (7, PH) OBP: 0.330, SLG: 0.411 Jim Shellenback, L (7, 1) OBP: 0.087, SLG: 0.130 Horacio Pina, R (8, 1) Darold Knowles, L (8, 1) OBP: 0.059, SLG: 0.059			5-3		F2		F8			2	0	0	0	0	0	0					
<b>Inning Stats</b>	R: 0 E: 0 K: 1 S: 5	H: 0 LOB: 0 BB: 0 P: 5	R: 2 E: 0 K: 1 S: 7	H: 3 LOB: 1 BB: 0 P: 7	R: 0 E: 0 K: 0 S: 3	H: 0 LOB: 0 BB: 0 P: 3	R: 0 E: 1 K: 0 S: 4	H: 1 LOB: 2 BB: 1 P: 8	R: 0 E: 0 K: 0 S: 3	H: 0 LOB: 0 BB: 0 P: 3	R: 1 E: 0 K: 1 S: 7	H: 2 LOB: 1 BB: 0 P: 7	R: 0 E: 0 K: 0 S: 4	H: 1 LOB: 1 BB: 0 P: 4	R: 0 E: 0 K: 0 S: 3	H: 1 LOB: 0 BB: 0 P: 3		R: 0 E: 0 K: 2 S: 7	H: 0 LOB: 0 BB: 0 P: 7	1B: 5 2B: 3 3B: 0 HR: 0	SF: 1 SAC: 0 DP: 2 HBP: 0
<b>PITCHER</b>	IP WLS BF H R ER SO BB IBB HBP BLK WP HR S P ERA WHIP	IP WLS BF H R ER SO BB IBB HBP BLK WP HR S P ERA WHIP	IP WLS BF H R ER SO BB IBB HBP BLK WP HR S P ERA WHIP	IP WLS BF H R ER SO BB IBB HBP BLK WP HR S P ERA WHIP	IP WLS BF H R ER SO BB IBB HBP BLK WP HR S P ERA WHIP	IP WLS BF H R ER SO BB IBB HBP BLK WP HR S P ERA WHIP	IP WLS BF H R ER SO BB IBB HBP BLK WP HR S P ERA WHIP	IP WLS BF H R ER SO BB IBB HBP BLK WP HR S P ERA WHIP	IP WLS BF H R ER SO BB IBB HBP BLK WP HR S P ERA WHIP	IP WLS BF H R ER SO BB IBB HBP BLK WP HR S P ERA WHIP	IP WLS BF H R ER SO BB IBB HBP BLK WP HR S P ERA WHIP	IP WLS BF H R ER SO BB IBB HBP BLK WP HR S P ERA WHIP	IP WLS BF H R ER SO BB IBB HBP BLK WP HR S P ERA WHIP	IP WLS BF H R ER SO BB IBB HBP BLK WP HR S P ERA WHIP	IP WLS BF H R ER SO BB IBB HBP BLK WP HR S P ERA WHIP	IP WLS BF H R ER SO BB IBB HBP BLK WP HR S P ERA WHIP	IP WLS BF H R ER SO BB IBB HBP BLK WP HR S P ERA WHIP				
Barry Moore, L (1, 1) ERA: 5.39	6.0	24	6	3	3	3	1	0	0	0	0	0	0	0	0	0	4.50	1.167			
Danny Murphy, R (7, 1) ERA: 4.75	2.0	7	2	0	0	0	0	0	0	0	1	0	0	7	7	0.00	1.000				
Wilbur Wood, L (9, 1) ERA: 2.85	1.0	W 3	0	0	0	2	0	0	0	0	0	0	0	7	7	0.00	0.000				

Batter	1	2	3	4	5	6	7	8	9	AB	R	H	RBI	BB	SO	LOB	BOTTOM				
Syd O'Brien, R (1, 5) OBP: 0.290, SLG: 0.344	K		CS 1B		F7			E 1B SF8 1B		4	1	2	1	0	1	1	Washington Senators @ Chicago White Sox Comiskey Park, Chicago, IL Tue Aug 25 1970, 8:05 PM EDT Att: 6,774 - Unknown				
Luis Aparicio, R (1, 6) OBP: 0.377, SLG: 0.405	6-3		G3			F7		E 1B		4	0	1	0	0	0	1					
Carlos May, L (1, 7) OBP: 0.375, SLG: 0.425	K			1B		E6		E5		4	0	1	0	0	1	2					
Bill Melton, R (1, 9) OBP: 0.325, SLG: 0.480		5-3		K		K		SF8		3	0	0	1	0	2	2					
Ed Herrmann, L (1, 2) OBP: 0.352, SLG: 0.498 Duane Josephson, R (8, PH) OBP: 0.371, SLG: 0.410		F7		F5		G3		1-3		3	0	0	0	0	0	2					
Gail Hopkins, L (1, 3) OBP: 0.337, SLG: 0.366 Tom McCraw, L (9, FR) OBP: 0.292, SLG: 0.340		F5		F8			4-3		E5 1B SF9 1B	4	0	1	0	0	0	1					
Ken Berry, R (1, 8) OBP: 0.359, SLG: 0.369			3B 1B		1-4-3 BB			1B		2	1	2	0	2	0	0					
Bobby Knoop, R (1, 4) OBP: 0.284, SLG: 0.306			1B 3B		K		K2-4-3-2			4	1	2	1	0	2	2					
Barry Moore, L (1, 1) OBP: 0.167, SLG: 0.143 Danny Murphy, L (7, 1) OBP: 0.067, SLG: 1.250 Walt Williams, R (8, PH) OBP: 0.295, SLG: 0.337 Wilbur Wood, R (9, 1) OBP: 0.133, SLG: 0.200 Rich Morales, R (9, PH) OBP: 0.254, SLG: 0.161			5-3		1-4-3			3-1		2	0	0	0	0	0	2					
<b>Inning Stats</b>	R: 0 E: 0 K: 2 S: 7	H: 0 LOB: 0 BB: 0 P: 7	R: 0 E: 0 K: 0 S: 3	H: 0 LOB: 0 BB: 0 P: 3	R: 2 E: 0 K: 0 S: 5	H: 3 LOB: 0 BB: 0 P: 5	R: 0 E: 0 K: 1 S: 6	H: 1 LOB: 1 BB: 0 P: 6	R: 0 E: 0 K: 1 S: 5	H: 0 LOB: 1 BB: 1 P: 9	R: 0 E: 1 K: 1 S: 6	H: 0 LOB: 1 BB: 0 P: 6	R: 0 E: 0 K: 1 S: 5	H: 1 LOB: 1 BB: 0 P: 5	R: 1 E: 1 K: 0 S: 6	H: 2 LOB: 2 BB: 0 P: 6		R: 0 E: 1 K: 0 S: 3	H: 2 LOB: 2 BB: 1 P: 7	1B: 8 2B: 1 3B: 1 HR: 0	SF: 2 SAC: 0 DP: 1 HBP: 0
<b>PITCHER</b>	IP WLS BF H R ER SO BB IBB HBP BLK WP HR S P ERA WHIP	IP WLS BF H R ER SO BB IBB HBP BLK WP HR S P ERA WHIP	IP WLS BF H R ER SO BB IBB HBP BLK WP HR S P ERA WHIP	IP WLS BF H R ER SO BB IBB HBP BLK WP HR S P ERA WHIP	IP WLS BF H R ER SO BB IBB HBP BLK WP HR S P ERA WHIP	IP WLS BF H R ER SO BB IBB HBP BLK WP HR S P ERA WHIP	IP WLS BF H R ER SO BB IBB HBP BLK WP HR S P ERA WHIP	IP WLS BF H R ER SO BB IBB HBP BLK WP HR S P ERA WHIP	IP WLS BF H R ER SO BB IBB HBP BLK WP HR S P ERA WHIP	IP WLS BF H R ER SO BB IBB HBP BLK WP HR S P ERA WHIP	IP WLS BF H R ER SO BB IBB HBP BLK WP HR S P ERA WHIP	IP WLS BF H R ER SO BB IBB HBP BLK WP HR S P ERA WHIP	IP WLS BF H R ER SO BB IBB HBP BLK WP HR S P ERA WHIP	IP WLS BF H R ER SO BB IBB HBP BLK WP HR S P ERA WHIP	IP WLS BF H R ER SO BB IBB HBP BLK WP HR S P ERA WHIP	IP WLS BF H R ER SO BB IBB HBP BLK WP HR S P ERA WHIP					
Joe Coleman, R (1, 1) ERA: 3.8	6.0	23	4	2	2	5	1	0	0	0	0	0	0	0	0	0	3.00	0.833			
Jim Shellenback, L (7, 1) ERA: 3.02	1.1	7	3	1	0	1	0	0	0	0	0	9	9	0.00	2.250						
Horacio Pina, R (8, 1) ERA: 2.14	0.1	1	0	0	0	0	0	0	0	0	0	1	1	0.00	0.000						
Darold Knowles, L (8, 1) ERA: 2.02	0.2	L 5	2	1	1	0	0	1	0	0	0	4	8	13.50	3.000						



Batter	1	2	3	4	5	6	7	8	9	AB	R	H	RBI	BB	SO	LOB	TOP			
Ed Stroud, L (1, 8) OBP: 0.355, SLG: 0.362	0-0 G4-6-3 1B		4-0 G4-6-3 BB			0-3 K		0-3 K		3	0	1	0	1	2	0	<b>Washington Senators @ Chicago White Sox</b> Comiskey Park, Chicago, IL Wed Aug 26 1970, 4:33 AM EDT Att: 3,742 - Unknown <a href="http://livebaseballscorecards.com">livebaseballscorecards.com</a>			
Del Unser, L (1, 9) OBP: 0.317, SLG: 0.328	0-0 G4-6-3 1-2		0-0 G4-6-3 1-2			0-0 F8		0-0 F5		4	0	0	0	0	0	2				
Frank Howard, R (1, 7) OBP: 0.430, SLG: 0.559	0-0 1-3			0-3 K		0-0 F7		0-0 1B		4	0	1	0	0	1	0				
Mike Epstein, L (1, 3) OBP: 0.359, SLG: 0.443		0-0 F7		0-0 1B			0-0 G3	0-3 K		4	0	1	0	0	1	1				
Aurelio Rodriguez, R (1, 5) OBP: 0.298, SLG: 0.418		0-0 1B FC3-2 1B		0-0 F8			0-0 HR		0-0 5-3	4	1	2	1	0	0	1				
Ed Brinkman, R (1, 6) OBP: 0.387, SLG: 0.315		0-0 FC3-2 1B		0-0 F8			0-0 1B		0-0 1B	4	0	3	0	0	0	1				
Jim French, L (1, 2) OBP: 0.260, SLG: 0.260		0-0 FC3-2		0-0 1B			0-0 1B		0-0 F8	3	0	2	0	0	0	2				
Rick Reichardt, R (9, PH) OBP: 0.350, SLG: 0.512		1-2 3-H		0-0 1B			1-3 1B		0-0 F8	1	0	0	0	0	0	1				
Tim Cullen, R (1, 4) OBP: 0.294, SLG: 0.280		0-0 6-3					0-0 F2		0-3 K	2	0	0	0	0	0	3				
Bernie Allen, L (7, PH) OBP: 0.341, SLG: 0.380		0-0 6-3				0-0 G4-6-3 1B			0-0 K	1	0	0	0	0	0	2				
Greg Goossen, R (9, PH) OBP: 0.387, SLG: 0.360						1-2			0-0 K	1	0	0	0	0	1	1				
Casey Cox, R (1, 1) OBP: 0.127, SLG: 0.111				0-3 K			0-0 P6			2	0	0	0	0	1	0				
Lee Mays, L (7, PH) OBP: 0.328, SLG: 0.410						0-0 4-3				1	0	0	0	0	0	2				
Horacio Pina, R (7, 1)										0	0	0	0	0	0	0				
<b>Inning Stats</b>	R: 0 E: 0 K: 0 S: 3	H: 1 LOB: 0 BB: 0 P: 3	R: 0 E: 0 K: 0 S: 5	H: 2 LOB: 2 BB: 0 P: 5	R: 0 E: 0 K: 1 S: 4	H: 0 LOB: 0 BB: 1 P: 8	R: 0 E: 0 K: 1 S: 6	H: 1 LOB: 1 BB: 0 P: 6	R: 0 E: 0 K: 0 S: 3	H: 1 LOB: 0 BB: 0 P: 3	R: 1 E: 0 K: 0 S: 6	H: 3 LOB: 2 BB: 0 P: 6	R: 0 E: 0 K: 2 S: 8	H: 1 LOB: 1 BB: 0 P: 8	R: 0 E: 0 K: 1 S: 6	H: 1 LOB: 1 BB: 0 P: 6	1B: 9 2B: 0 3B: 0 HR: 1	SF: 0 SAC: 0 DP: 3 HBP: 0	WP: 0 PB: 0 CS: 1	PA: 35
<b>PITCHER</b>	IP	WLS	BF	H	R	ER	SO	BB	IBB	HBP	BLK	WP	HR	S	P	ERA	WHIP			
Gerry Janeski, R (1, 1) ERA: 4.58	7.0	W	27	8	1	1	3	1	0	0	0	0	1	32	36	1.29	1.286			
Wilbur Wood, L (8, 1) ERA: 2.6	2.0	S	8	2	0	0	3	0	0	0	0	0	0	14	14	0.00	1.000			


Batter	1	2	3	4	5	6	7	8	9	AB	R	H	RBI	BB	SO	LOB	BOTTOM			
Syd O'Brien, R (1, 5) OBP: 0.293, SLG: 0.354	0-0 HR		0-0 F8			0-0 G4-6-3 1B	0-0 FC5-4			4	1	2	1	0	0	2	<b>Washington Senators @ Chicago White Sox</b> Comiskey Park, Chicago, IL Wed Aug 26 1970, 4:33 AM EDT Att: 3,742 - Unknown <a href="http://livebaseballscorecards.com">livebaseballscorecards.com</a>			
Luis Aparicio, R (1, 6) OBP: 0.374, SLG: 0.402	0-0 1-3		0-0 G3			0-0 G4-6-3 1-2		0-0 P6		4	0	0	0	0	0	1				
Carlos May, L (1, 7) OBP: 0.376, SLG: 0.431	0-0 P6		0-0 P6			0-0 HR		4-0 CS BB		3	1	1	1	1	0	0				
Bill Melton, R (1, 9) OBP: 0.327, SLG: 0.479	0-0 1B 1B			0-0 L6		0-0 F2		4-0 FC4 BB		3	0	1	0	1	0	0				
Duane Josephson, R (1, 2) OBP: 0.369, SLG: 0.407	0-0 1-3 1B			0-0 F8			0-0 5-3	0-0 FC4 1-2		4	0	1	0	0	0	1				
Gail Hopkins, L (1, 3) OBP: 0.333, SLG: 0.362	0-3 K			0-0 G3			0-0 L4			3	0	0	0	0	1	2				
Wilbur Wood, R (8, 1) OBP: 0.133, SLG: 0.200										0	0	0	0	0	0	0				
Ken Berry, R (1, 8) OBP: 0.358, SLG: 0.374		0-0 5-3				0-0 F9		0-0 1B 3B		3	1	1	0	0	0	0				
Bobby Knoop, R (1, 4) OBP: 0.285, SLG: 0.304		0-0 P3				0-0 6-3		4-0 1B IBB		2	0	0	0	1	0	0				
Gerry Janeski, R (1, 1) OBP: 0.102, SLG: 0.086						0-0 F8		1-2 3-H 1B		2	0	0	0	0	1	0				
Tom McCraw, L (7, PH) OBP: 0.295, SLG: 0.342									0-0 FC5-4	1	0	1	1	0	0	0				
<b>Inning Stats</b>	R: 1 E: 0 K: 1 S: 8	H: 3 LOB: 2 BB: 0 P: 8	R: 0 E: 0 K: 1 S: 5	H: 0 LOB: 0 BB: 0 P: 5	R: 0 E: 0 K: 0 S: 3	H: 0 LOB: 0 BB: 0 P: 3	R: 0 E: 0 K: 0 S: 3	H: 0 LOB: 0 BB: 0 P: 3	R: 1 E: 0 K: 0 S: 4	H: 2 LOB: 0 BB: 1 P: 4	R: 1 E: 0 K: 0 S: 5	H: 2 LOB: 2 BB: 1 P: 9	R: 0 E: 0 K: 0 S: 2	H: 0 LOB: 1 BB: 2 P: 10	R: 0 E: 0 K: 1 S: 2	H: 0 LOB: 2 BB: 0 P: 10	1B: 4 2B: 0 3B: 1 HR: 2	SF: 0 SAC: 0 DP: 1 HBP: 0	WP: 0 PB: 0 CS: 1	PA: 32
<b>PITCHER</b>	IP	WLS	BF	H	R	ER	SO	BB	IBB	HBP	BLK	WP	HR	S	P	ERA	WHIP			
Casey Cox, R (1, 1) ERA: 4.58	6.0	L	22	5	2	2	2	0	0	0	0	0	0	26	26	3.00	0.833			
Horacio Pina, R (7, 1) ERA: 2.21	2.0		10	2	1	1	0	2	1	0	0	0	0	7	19	4.50	2.000			




Batter	1	2	3	4	5	6	7	8	9	AB	R	H	RBI	BB	SO	LOB	TOP			
Ed Stroud, L OBP: 0.354, SLG: 0.363 (1, 8)	1-3		K				G3			4	0	1	1	0	1	2	<b>Washington Senators @ Kansas City Royals</b> Municipal Stadium, Kansas City, MO Fri Aug 28 1970, 8:05 PM EDT Unknown - 99 F <a href="http://livebaseballscorecards.com">livebaseballscorecards.com</a>			
Del Unser, L OBP: 0.313, SLG: 0.324 (1, 9)	F7		P6				SF8		L9	3	0	0	1	0	0	1				
Frank Howard, R OBP: 0.429, SLG: 0.556 Paul Casanova, R OBP: 0.269, SLG: 0.394 (9, 2)				F2	F9			K		4	0	1	0	0	1	1				
Mike Epstein, L OBP: 0.361, SLG: 0.441 (1, 3)	F8			BB				F8		0	0	0	0	0	0	0				
Aurelio Rodriguez, R OBP: 0.296, SLG: 0.415 (1, 5)		F3		F8			G5-4-3		F5	4	0	0	0	0	0	2				
Bernie Allen, L OBP: 0.339, SLG: 0.375 Wayne Comer, R OBP: 0.317, SLG: 0.248 (9, 7)		P4		P5			P4		FC3-6 BB	3	0	0	0	1	0	1				
Ed Brinkman, R OBP: 0.338, SLG: 0.316 (1, 6)		F9					FC3-5 1B		FC3-6 BB	4	0	2	0	0	0	1				
Jim French, L OBP: 0.360, SLG: 0.263 Lee Mays, L OBP: 0.327, SLG: 0.408 Tim Cullen, R OBP: 0.294, SLG: 0.280 (9, 4)							P6		K	2	1	1	0	1	0	1				
Dick Bosman, R OBP: 0.127, SLG: 0.113 (1, 1)			K				FC3-5 2B		SH1-4	2	1	0	0	0	1	3				
<b>Inning Stats</b>	R: 0 E: 0 K: 0 S: 4	H: 1 LOB: 1 BB: 0 P: 4	R: 0 E: 0 K: 0 S: 3	H: 0 LOB: 0 BB: 0 P: 3	R: 0 E: 0 K: 2 S: 7	H: 0 LOB: 1 BB: 1 P: 11	R: 0 E: 0 K: 0 S: 3	H: 0 LOB: 1 BB: 1 P: 7	R: 2 E: 0 K: 0 S: 6	H: 3 LOB: 0 BB: 0 P: 6	R: 0 E: 0 K: 0 S: 4	H: 1 LOB: 1 BB: 0 P: 4	R: 0 E: 0 K: 1 S: 5	H: 0 LOB: 0 BB: 1 P: 5	R: 0 E: 0 K: 1 S: 5	H: 0 LOB: 1 BB: 1 P: 9		1B: 4 2B: 1 3B: 0 HR: 0	SF: 1 SAC: 1 DP: 1 HBP: 0	WP: 0 PB: 0 SB: 0 CS: 0
<b>PITCHER</b> Bob Johnson, R ERA: 3.33 (1, 1)	IP: 9.0 WLS: L BF: 35	H: 5 R: 2 ER: 2 SO: 4	BB: 4 IBB: 0 HBP: 0 BLK: 0	WP: 0 HR: 0 S: 39 P: 55	ERA: 2.00 WHIP: 1.000	<b>PITCHER</b>										IP: 9.0 WLS: W BF: 34	H: 5 R: 1 ER: 1 SO: 4	BB: 1 IBB: 1 HBP: 0 BLK: 0	WP: 0 HR: 0 S: 40 P: 48	ERA: 1.00 WHIP: 0.667

Batter	1	2	3	4	5	6	7	8	9	AB	R	H	RBI	BB	SO	LOB	BOTTOM			
George Spriggs, L OBP: 0.323, SLG: 0.316 (1, 9)	K						F7		F4	4	0	1	0	0	1	0	<b>Washington Senators @ Kansas City Royals</b> Municipal Stadium, Kansas City, MO Fri Aug 28 1970, 8:05 PM EDT Unknown - 99 F <a href="http://livebaseballscorecards.com">livebaseballscorecards.com</a>			
Cookie Rojas, R OBP: 0.271, SLG: 0.296 (1, 4)				F7			K		5-3	4	0	1	0	0	1	1				
Amos Otis, R OBP: 0.347, SLG: 0.434 (1, 8)							P1		5-3	4	1	1	0	0	0	1				
Lou Piniella, R OBP: 0.347, SLG: 0.433 (1, 7)	FC6-4						F9		P5	4	0	1	1	0	0	1				
Ed Kirkpatrick, L OBP: 0.330, SLG: 0.427 (1, 2)							K		P6	3	0	0	0	1	1	0				
Bob Oliver, R OBP: 0.312, SLG: 0.481 (1, 3)							K		1-3	4	0	1	0	0	1	2				
Paul Schaal, R OBP: 0.343, SLG: 0.348 (1, 5)									FC5-4 1B	4	0	0	0	0	0	3				
Tom Matchick, L OBP: 0.252, SLG: 0.268 (1, 6)									FC5-4	4	0	0	0	0	0	3				
Bob Johnson, L OBP: 0.180, SLG: 0.111 (1, 1)										3	0	0	0	0	0	3				
<b>Inning Stats</b>	R: 0 E: 0 K: 1 S: 6	H: 1 LOB: 0 BB: 0 P: 6	R: 0 E: 0 K: 0 S: 3	H: 0 LOB: 0 BB: 0 P: 3	R: 0 E: 0 K: 0 S: 4	H: 1 LOB: 1 BB: 0 P: 4	R: 1 E: 0 K: 1 S: 7	H: 2 LOB: 2 BB: 2 P: 15	R: 0 E: 0 K: 1 S: 5	H: 0 LOB: 0 BB: 0 P: 5	R: 0 E: 0 K: 1 S: 3	H: 0 LOB: 0 BB: 0 P: 3	R: 0 E: 0 K: 0 S: 3	H: 0 LOB: 0 BB: 0 P: 3	R: 0 E: 0 K: 0 S: 4	H: 1 LOB: 1 BB: 0 P: 4		1B: 4 2B: 1 3B: 0 HR: 0	SF: 0 SAC: 0 DP: 0 HBP: 0	WP: 0 PB: 0 SB: 0 CS: 0
<b>PITCHER</b> Dick Bosman, R ERA: 2.98 (1, 1)	IP: 9.0 WLS: W BF: 34	H: 5 R: 1 ER: 1 SO: 4	BB: 1 IBB: 1 HBP: 0 BLK: 0	WP: 0 HR: 0 S: 40 P: 48	ERA: 1.00 WHIP: 0.667	<b>PITCHER</b>										IP: 9.0 WLS: W BF: 34	H: 5 R: 1 ER: 1 SO: 4	BB: 1 IBB: 1 HBP: 0 BLK: 0	WP: 0 HR: 0 S: 40 P: 48	ERA: 1.00 WHIP: 0.667



Batter	1	2	3	4	5	6	7	8	9	AB	R	H	RBI	BB	SO	LOB	TOP											
Ed Brinkman, R OBP: 0.336, SLG: 0.314 (1, 6)	4-3		F9			FC1-4 1B		P6		4	1	0	0	0	0	2	<b>Washington Senators @ Kansas City Royals</b> Municipal Stadium, Kansas City, MO Fri Aug 28 1970, 8:05 PM EDT Alt. 9,317 - Unknown - 91 F 											
Wayne Comer, R OBP: 0.329, SLG: 0.258 (1, 8)	G4-3 1B		K			1B 1-2		1B BB		3	0	2	0	1	1	1												
Frank Howard, R OBP: 0.428, SLG: 0.553 (1, 3) (8, 7)	G4-3 1-2			4-3		L7		1B 1-2		4	0	1	0	0	0	3												
Rick Reichardt, R OBP: 0.350, SLG: 0.510 Mike Epstein, L OBP: 0.329, SLG: 0.439 (8, PH) (8, 3)		K		K		1B 1-3 2H		K		3	0	1	1	0	2	0												
Aurelio Rodriguez, R OBP: 0.295, SLG: 0.413 (1, 5)		4-3		CS 1B		1-3			F8	4	0	1	0	0	0	2												
Tom Griewe, R OBP: 0.288, SLG: 0.394 (1, 9)				CS 1-2	F7		P3		K	4	0	1	0	0	1	0												
Paul Casanova, R OBP: 0.265, SLG: 0.388 (1, 2)		F5			F8		F3		K	4	0	0	0	0	1	1												
Tim Cullen, R OBP: 0.294, SLG: 0.277 (1, 4)					6-3		P3			2	0	0	0	1	0	0												
Jim Hannan, R OBP: 0.194, SLG: 0.138 Greg Goossen, R OBP: 0.397, SLG: 0.373 Jackie Brown, R OBP: 0.286, SLG: 0.286 Lee Mays, L OBP: 0.326, SLG: 0.406 Joe Grzenda, L OBP: 0.326, SLG: 0.406 (8, 1)				K		FC1-4 1B		F7		1	0	0	0	0	1	1												
<b>Inning Stats</b>	R: 0 E: 0 K: 0 S: 3	H: 1 LOB: 0 BB: 0 P: 3	R: 0 E: 0 K: 1 S: 6	H: 1 LOB: 1 BB: 0 P: 6	R: 0 E: 0 K: 2 S: 7	H: 0 LOB: 1 BB: 1 P: 11	R: 0 E: 0 K: 1 S: 5	H: 1 LOB: 0 BB: 0 P: 5	R: 0 E: 0 K: 0 S: 3	H: 0 LOB: 0 BB: 0 P: 3	R: 1 E: 0 K: 0 S: 6	H: 3 LOB: 2 BB: 0 P: 6	R: 0 E: 0 K: 0 S: 3	H: 0 LOB: 0 BB: 0 P: 3	R: 0 E: 0 K: 1 S: 6	H: 1 LOB: 2 BB: 1 P: 10		R: 0 E: 0 K: 2 S: 7	H: 0 LOB: 0 BB: 0 P: 7	1B: 6 2B: 1 3B: 0 HR: 0	SF: 0 SAC: 0 DP: 1 HBP: 0	WP: 0 PA: 35 SB: 0 CS: 1						
<b>PITCHER</b>	IP	WLS	BF	H	R	ER	SO	BB	IBB	HBP	BLK	WP	HR	S	P	ERA		WHIP										
Jim Rooker, L ERA: 3.82 Ted Abernathy, R ERA: 2.51 Tom Burgmeier, L ERA: 3.28	7.2	W	29	6	1	1	4	2	0	0	0	0	0	35	43	1.17		1.043										
	0.0		1	1	0	0	0	0	0	0	0	0	0	1	1	∞	∞											
	1.1	S	4	0	0	0	3	0	0	0	0	0	0	10	10	0.00	0.000											

Batter	1	2	3	4	5	6	7	8	9	AB	R	H	RBI	BB	SO	LOB	BOTTOM											
George Spriggs, L OBP: 0.333, SLG: 0.361 (1, 9)			FC6-4 CS			3B		K		4	1	2	0	0	1	1	<b>Washington Senators @ Kansas City Royals</b> Municipal Stadium, Kansas City, MO Fri Aug 28 1970, 8:05 PM EDT Alt. 9,317 - Unknown - 91 F 											
Cookie Rojas, R OBP: 0.271, SLG: 0.295 (1, 4)	1B		CS	6-3		6-3		1B		4	0	1	0	0	0	2												
Amos Otis, R OBP: 0.348, SLG: 0.438 (1, 8)	F9			6-3		6-3		K		3	1	1	1	1	1	2												
Lou Piniella, R OBP: 0.347, SLG: 0.439 (1, 7)	F8			BLK HR BB		FC5-2 3B		K		3	1	1	2	0	0	2												
Bob Oliver, R OBP: 0.312, SLG: 0.479 (1, 3)				HR		6-3				2	0	0	0	1	0	1												
Paul Schaaf, R OBP: 0.340, SLG: 0.345 (1, 5)		G4-6-3 BB				6-3				3	0	0	0	0	0	1												
Tom Matchick, L OBP: 0.254, SLG: 0.270 (1, 6)		G4-6-3 1-2			F5		F8			3	0	1	0	0	0	0												
Buck Martinez, R (1, 2)										3	0	0	0	0	0	1												
Jim Rooker, R OBP: 0.250, SLG: 0.321 Ted Abernathy, R OBP: 0.154, SLG: 0.154 Tom Burgmeier, L OBP: 0.231, SLG: 0.167 (8, 1)										2	0	1	0	0	0	0												
										0	0	0	0	0	0	0												
										1	0	0	0	0	0	0												
<b>Inning Stats</b>	R: 0 E: 0 K: 0 S: 4	H: 1 LOB: 1 BB: 0 P: 4	R: 0 E: 0 K: 0 S: 2	H: 0 LOB: 0 BB: 1 P: 6	R: 0 E: 0 K: 0 S: 3	H: 1 LOB: 0 BB: 0 P: 3	R: 2 E: 0 K: 0 S: 4	H: 1 LOB: 0 BB: 1 P: 8	R: 0 E: 0 K: 0 S: 3	H: 1 LOB: 0 BB: 0 P: 3	R: 1 E: 0 K: 0 S: 5	H: 2 LOB: 1 BB: 0 P: 5	R: 0 E: 0 K: 0 S: 3	H: 0 LOB: 0 BB: 0 P: 3	R: 0 E: 0 K: 2 S: 8	H: 1 LOB: 1 BB: 0 P: 8		1B: 4 2B: 0 3B: 2 HR: 1	SF: 0 SAC: 0 DP: 2 HBP: 0	WP: 0 PA: 31 SB: 0 CS: 1								
<b>PITCHER</b>	IP	WLS	BF	H	R	ER	SO	BB	IBB	HBP	BLK	WP	HR	S	P	ERA	WHIP											
Jim Hannan, R ERA: 3.41 Jackie Brown, R ERA: 4.4 Joe Grzenda, L ERA: 4.92	5.0	L	18	4	2	2	0	4	2	0	0	0	0	1	16	24	3.60	1.200										
	2.0		8	2	1	1	0	0	0	0	0	0	0	8	8	4.50	1.000											
	1.0		4	1	0	0	2	0	0	0	0	0	0	8	8	0.00	1.000											







Batter	1	2	3	4	5	6	7	8	9	AB	R	H	RBI	BB	SO	LOB	TOP								
Ed Stroud, L (1, 8) OBP: 0.351, SLG: 0.360	6-3		K			4-3		K		4	0	0	0	0	2	1	<b>Washington Senators @ Kansas City Royals</b> Municipal Stadium, Kansas City, MO Sun Aug 30 1970, 4:33 AM EDT Att: 9,049 - Unknown								
Del Unser, L (1, 9) OBP: 0.317, SLG: 0.325	1B		P4			4-3		G3-6		3	1	1	0	1	0	1									
Frank Howard, R (1, 7) OBP: 0.430, SLG: 0.564	1B				4-3		4-3		4-3	4	0	1	1	0	0	1									
Mike Epstein, L (1, 3) OBP: 0.355, SLG: 0.431 Rick Reichardt, R (9, PH) OBP: 0.353, SLG: 0.512	E3				F7		6-3		G6-4-3	3	0	0	0	0	0	2									
Aurelio Rodriguez, R (1, 5) OBP: 0.296, SLG: 0.420	G5-4-3				5-3			SH5-3	G6-4-3	4	1	1	0	0	0	3									
Ed Brinkman, R (1, 6) OBP: 0.339, SLG: 0.315		G6-4-3			1B			SH5-3		1	1	1	0	1	0	0									
Paul Casanova, R (1, 2) OBP: 0.261, SLG: 0.381	G6-4-3				G6-4-3			SF7		2	0	1	1	0	0	1									
Tim Cullen, R (1, 4) OBP: 0.301, SLG: 0.289	5-3				G6-4-3			K		3	0	0	0	0	1	1									
Joe Coleman, R (1, 1) OBP: 0.254, SLG: 0.115 Greg Goossen, R (8, PH) OBP: 0.406, SLG: 0.385 Horacio Pina, R (8, 1)			K		6-3			G3-6		2	0	0	0	0	1	0									
										1	0	1	0	0	0	0									
										0	0	0	0	0	0	0									
<b>Inning Stats</b>	R: 1 E: 2 K: 0 S: 4	H: 1 LOB: 1 BB: 1 P: 8	R: 0 E: 0 K: 0 S: 2	H: 0 LOB: 0 BB: 1 P: 6	R: 0 E: 0 K: 2 S: 7	H: 0 LOB: 0 BB: 0 P: 7	R: 0 E: 0 K: 0 S: 3	H: 0 LOB: 0 BB: 0 P: 3	R: 1 E: 0 K: 0 S: 4	H: 2 LOB: 2 BB: 0 P: 4	R: 0 E: 0 K: 0 S: 4	H: 1 LOB: 1 BB: 0 P: 4	R: 1 E: 0 K: 1 S: 6	H: 1 LOB: 0 BB: 0 P: 6	R: 0 E: 0 K: 1 S: 5	H: 1 LOB: 0 BB: 0 P: 5	R: 0 E: 0 K: 0 S: 3	H: 1 LOB: 0 BB: 0 P: 3	1B: 6 2B: 1 3B: 0 HR: 0	SF: 1 SAC: 1 DP: 5 HBP: 0	WP: 0 PB: 0 SB: 0 CS: 0	PA: 32			
<b>PITCHER</b>	IP	WLS	BF	H	R	ER	SO	BB	IBB	HBP	BLK	WP	HR	S	P	ERA	WHIP								
Dick Drago, R (1, 1) ERA: 3.94	7.0		26	5	3	2	3	2	0	0	0	0	0	30	38	2.57	1.000								
Tom Burgmeier, L (8, 1) ERA: 3.17	2.0	W	6	2	0	0	1	0	0	0	0	0	0	8	8	0.00	1.000								

Batter	1	2	3	4	5	6	7	8	9	AB	R	H	RBI	BB	SO	LOB	BOTTOM								
George Spriggs, L (1, 9) OBP: 0.338, SLG: 0.343	FC4-6		K				F8			3	0	1	0	1	1	1	<b>Washington Senators @ Kansas City Royals</b> Municipal Stadium, Kansas City, MO Sun Aug 30 1970, 4:33 AM EDT Att: 9,049 - Unknown								
Cookie Rojas, R (1, 4) OBP: 0.269, SLG: 0.293	F8				F7		F8		1-5-3	4	0	0	0	0	0	3									
Ed Kirkpatrick, L (1, 8) OBP: 0.329, SLG: 0.423	FC4-6				2B		F7		P4	3	1	0	0	1	0	1									
Bob Oliver, R (1, 3) OBP: 0.311, SLG: 0.476	K				F9		F9		HR	3	1	1	1	1	1	1									
Bill Sorrell, L (1, 7) OBP: 0.311, SLG: 0.388		K			F9		F7		HR	4	1	1	2	0	1	1									
Paul Schaaf, R (1, 5) OBP: 0.341, SLG: 0.345	4-3				K		F7			4	0	1	0	0	1	1									
Tom Matchick, L (1, 6) OBP: 0.262, SLG: 0.271	4-3				FC3-6		1B		6-3	3	1	1	0	1	0	1									
Ellie Rodriguez, R (1, 2) OBP: 0.317, SLG: 0.320 Tom Burgmeier, L (8, 1) OBP: 0.231, SLG: 0.167			4-3		P5		E2			3	0	1	0	0	0	1									
Dick Drago, R (1, 1) OBP: 0.078, SLG: 0.048 Amos Otis, R (7, PH) OBP: 0.351, SLG: 0.442			P4		FC3-6					2	0	0	0	0	0	1									
										1	0	1	0	0	0	0									
<b>Inning Stats</b>	R: 0 E: 0 K: 1 S: 6	H: 1 LOB: 1 BB: 0 P: 6	R: 0 E: 0 K: 1 S: 5	H: 0 LOB: 0 BB: 0 P: 5	R: 0 E: 0 K: 1 S: 5	H: 0 LOB: 0 BB: 0 P: 5	R: 1 E: 0 K: 1 S: 6	H: 1 LOB: 1 BB: 1 P: 10	R: 0 E: 0 K: 0 S: 3	H: 0 LOB: 2 BB: 2 P: 11	R: 0 E: 0 K: 0 S: 3	H: 0 LOB: 0 BB: 0 P: 3	R: 1 E: 1 K: 0 S: 5	H: 3 LOB: 1 BB: 0 P: 5	R: 2 E: 0 K: 0 S: 5	H: 2 LOB: 1 BB: 1 P: 9	R: 0 E: 0 K: 0 S: 3	H: 1 LOB: 0 BB: 0 P: 9	1B: 5 2B: 1 3B: 0 HR: 1	SF: 0 SAC: 0 DP: 0 HBP: 0	WP: 0 PB: 0 SB: 0 CS: 0	PA: 34			
<b>PITCHER</b>	IP	WLS	BF	H	R	ER	SO	BB	IBB	HBP	BLK	WP	HR	S	P	ERA	WHIP								
Joe Coleman, R (1, 1) ERA: 3.7	7.0		28	5	2	1	4	3	0	0	0	0	0	33	45	1.29	1.143								
Horacio Pina, R (8, 1) ERA: 2.47	1.0	L	6	2	2	2	0	1	0	0	0	0	1	5	9	18.00	3.000								



Batter	1	2	3	4	5	6	7	8	9	AB	R	H	RBI	BB	SO	LOB	TOP			
Ted Uhlhaender, L (1, 8) OBP: 0.312, SLG: 0.384 Buddy Bradford, R (9, PH) OBP: 0.286, SLG: 0.376	F8		F8				K		4-3 1B 2B	4	0	1	0	0	1	1	<b>Cleveland Indians @ Washington Senators</b> Robert F. Kennedy Memorial Stadium, Washington, DC Mon Aug 31 1970, 7:05 PM EDT Att: 7,379 - Unknown <a href="http://livebaseballscorecards.com">livebaseballscorecards.com</a>			
Roy Foster, R (1, 7) OBP: 0.356, SLG: 0.467	2B BB		5-3			K 1B	HBP		4-3	3	0	0	0	1	1	2				
Vada Pinson, L (1, 9) OBP: 0.320, SLG: 0.467	F2					4-3 HR 2B	FC4-6 1B			5	1	3	2	0	0	2				
Ray Fosse, R (1, 2) OBP: 0.364, SLG: 0.476	1-3 2B		1-3			6-3			F8	5	0	2	0	0	0	3				
Duke Sims, L (1, 3) OBP: 0.358, SLG: 0.498 Chuck Hinton, R (7, PH) OBP: 0.411, SLG: 0.492	P4					4-3	F9			3	0	1	0	0	0	3				
Graig Nettles, L (1, 5) OBP: 0.337, SLG: 0.398 Larry Brown, R (8, PH) OBP: 0.350, SLG: 0.321						G4-6-3 1B			L5	3	1	2	2	0	0	1				
Eddie Leon, R (1, 4) OBP: 0.320, SLG: 0.381			G5-4-3 1B			K			F9	4	0	1	0	0	1	1				
Jack Heidemann, R (1, 6) OBP: 0.269, SLG: 0.292 Dean Chance, R (8, 1) OBP: 0.119, SLG: 0.077						5-3	6-3		K	4	0	1	0	0	1	1				
Steve Dunning, R (1, 1) OBP: 0.148, SLG: 0.115 Fred Lasher, R (6, 1)						1-3			F8	2	0	0	0	0	0	1				
Vern Fuller, R (7, PH) OBP: 0.188, SLG: 0.313 Steve Mingo, L (7, 1)										1	1	1	0	0	0	0				
Lou Camilli, S (8, 6)										1	0	0	0	0	0	0				
<b>Inning Stats</b>	R: 0 E: 0 K: 0 S: 4	H: 1 LOB: 2 BB: 1 P: 8	R: 0 E: 0 K: 0 S: 4	H: 2 LOB: 1 BB: 0 P: 4	R: 0 E: 0 K: 0 S: 4	H: 1 LOB: 1 BB: 0 P: 4	R: 0 E: 0 K: 1 S: 5	H: 1 LOB: 0 BB: 0 P: 5	R: 0 E: 0 K: 1 S: 6	H: 3 LOB: 1 BB: 0 P: 6	R: 1 E: 0 K: 1 S: 7	H: 2 LOB: 2 BB: 0 P: 8	R: 0 E: 0 K: 1 S: 5	H: 0 LOB: 0 BB: 0 P: 5	R: 1 E: 0 K: 0 S: 5	H: 2 LOB: 1 BB: 0 P: 5		1B: 7 2B: 5 3B: 0 HR: 1	SF: 0 SAC: 0 DP: 2 HBP: 1	WP: 1 PB: 0 SB: 1 CS: 0
<b>PITCHER</b>	IP WLS BF H R ER SO BB IBB HBP BLK WP HR S P ERA WHIP																			
Casey Cox, R (1, 1) ERA: 4.53	6.0 W 26 9 2 2 2 1 0 0 0 0 0 1 29 33 3.00 1.667																			
Darold Knowles, L (7, 1) ERA: 2.1	3.0 S 14 4 2 2 2 0 0 1 0 1 0 17 18 6.00 1.333																			

Batter	1	2	3	4	5	6	7	8	9	AB	R	H	RBI	BB	SO	LOB	BOTTOM				
Ed Stroud, L (1, 8) OBP: 0.350, SLG: 0.361	6-3		F8				K		4-3 1B 2B	4	1	1	1	0	1	1	<b>Cleveland Indians @ Washington Senators</b> Robert F. Kennedy Memorial Stadium, Washington, DC Mon Aug 31 1970, 7:05 PM EDT Att: 7,379 - Unknown <a href="http://livebaseballscorecards.com">livebaseballscorecards.com</a>				
Del Unser, L (1, 9) OBP: 0.317, SLG: 0.326 Rick Reichardt, R (7, PH) OBP: 0.351, SLG: 0.510	4-3						K			3	1	1	1	0	0	0					
Frank Howard, R (1, 7) OBP: 0.430, SLG: 0.569 Wayne Comer, R (9, 7) OBP: 0.328, SLG: 0.258	P3						HBP BB		6-3	3	1	1	2	1	0	0					
Mike Epstein, L (1, 3) OBP: 0.354, SLG: 0.427							K			3	0	0	0	0	3	0					
Aurelio Rodriguez, R (1, 5) OBP: 0.297, SLG: 0.426							F3			4	1	2	1	0	1	2					
Ed Brinkman, R (1, 6) OBP: 0.340, SLG: 0.315							K			3	0	1	0	1	1	3					
Jim French, L (1, 2) OBP: 0.359, SLG: 0.259							K			2	1	0	0	1	1	2					
Tim Cullen, R (1, 4) OBP: 0.297, SLG: 0.284							F9			3	0	0	0	0	1	1					
Casey Cox, R (1, 1) ERA: 5.14 Fred Lasher, R (6, 1) ERA: 4.16 Steve Mingo, L (7, 1) ERA: 5.19 Dean Chance, R (8, 1) ERA: 4.39							4-3			1	0	0	0	0	0	0					
<b>Inning Stats</b>	R: 0 E: 0 K: 0 S: 3	H: 0 LOB: 0 BB: 0 P: 3	R: 1 E: 0 K: 2 S: 8	H: 2 LOB: 0 BB: 0 P: 8	R: 0 E: 0 K: 0 S: 3	H: 0 LOB: 0 BB: 0 P: 3	R: 0 E: 0 K: 1 S: 5	H: 0 LOB: 2 BB: 1 P: 10	R: 4 E: 1 K: 1 S: 8	H: 3 LOB: 0 BB: 1 P: 12	R: 0 E: 0 K: 1 S: 4	H: 0 LOB: 1 BB: 1 P: 8	R: 0 E: 0 K: 3 S: 9	H: 0 LOB: 1 BB: 0 P: 10	R: 0 E: 0 K: 1 S: 6	H: 1 LOB: 1 BB: 0 P: 6		1B: 3 2B: 1 3B: 0 HR: 2	SF: 0 SAC: 1 DP: 1 HBP: 2	WP: 0 PB: 0 SB: 1 CS: 1	PA: 33
<b>PITCHER</b>	IP WLS BF H R ER SO BB IBB HBP BLK WP HR S P ERA WHIP																				
Steve Dunning, R (1, 1) ERA: 5.14	5.0 L 22 5 5 5 4 1 0 0 0 0 0 0 27 36 9.00 1.400																				
Fred Lasher, R (6, 1) ERA: 4.16	1.0 3 0 0 0 1 1 0 0 0 0 0 0 4 8 0.00 1.000																				
Steve Mingo, L (7, 1) ERA: 5.19	1.0 4 0 0 0 3 0 0 1 0 0 0 0 9 10 0.00 0.000																				
Dean Chance, R (8, 1) ERA: 4.39	1.0 4 1 0 0 1 0 0 0 0 0 0 0 6 6 0.00 1.000																				



Batter	1	2	3	4	5	6	7	8	9	AB	R	H	RBI	BB	SO	LOB	TOP										
Ted Uhlhaender, L (1, 8) OBP: 0.314, SLG: 0.383 Buddy Bradford, R (9, PH) OBP: 0.285, SLG: 0.374	G5-4-3 1B		4-0 BB		0-3 K			FC5-6 1B 3B	F9	3	1	1	0	1	1	2											
Roy Foster, R (1, 7) OBP: 0.354, SLG: 0.464	G5-4-3 1-2		F7		0-0 6-3			3B 1B	P3	5	1	1	0	0	0	4											
Vada Pinson, L (1, 9) OBP: 0.320, SLG: 0.470	K		K		0-0 P4			3B 1B		4	0	1	2	0	2	1											
Ray Fosse, R (1, 2) OBP: 0.366, SLG: 0.475		E5 1B E		G4-6-3 1B		4-0 BB		P4		3	1	1	0	1	0	1											
Duke Sims, L (1, 3) OBP: 0.357, SLG: 0.496 Chuck Hinton, R (8, PH) OBP: 0.415, SLG: 0.492	E 1-3 WP 1B		G4-6-3		0-0 4-3			4-0 IBB		3	1	1	0	0	0	2											
Graig Nettles, L (1, 5) OBP: 0.334, SLG: 0.394	E3 4-3 1-3 WP 6-3		4-3		0-0 4-3			K		4	0	0	1	0	1	3											
Eddie Leon, R (1, 4) OBP: 0.320, SLG: 0.380	4-3 1-3 3-H		4-3		0-0 K S			4-3		4	0	1	0	0	1	1											
Jack Heidemann, R (1, 6) OBP: 0.268, SLG: 0.291	6-3 3-H		6-3		0-3 K			1-3		4	0	1	0	0	1	2											
Mike Paul, L (1, 1) OBP: 0.133, SLG: 0.133 Rick Austin, R (9, 1) OBP: 0.211, SLG: 0.176			F8		0-3 K			FC5-6 1B	SH	3	0	1	0	0	1	1											
<b>Inning Stats</b>	R: 0 E: 0 K: 1 S: 5	H: 1 LOB: 0 BB: 0 P: 5	R: 2 E: 2 K: 0 S: 5	H: 1 LOB: 0 BB: 0 P: 5	R: 0 E: 0 K: 1 S: 3	H: 0 LOB: 0 BB: 1 P: 9	R: 0 E: 0 K: 0 S: 3	H: 1 LOB: 0 BB: 0 P: 3	R: 0 E: 0 K: 3 S: 10	H: 1 LOB: 1 BB: 0 P: 10	R: 0 E: 0 K: 1 S: 5	H: 0 LOB: 0 BB: 0 P: 5	R: 0 E: 0 K: 1 S: 8	H: 3 LOB: 2 BB: 1 P: 12	R: 0 E: 0 K: 0 S: 5	H: 1 LOB: 2 BB: 0 P: 5	1B: 7 2B: 0 3B: 1 HR: 0	SF: 0 SAC: 1 DP: 2 HBP: 0	WP: 1 PB: 0 SB: 1 CS: 0	PA: 38							
<b>PITCHER</b>	IP	WLS	BF	H	R	ER	SO	BB	IBB	HBP	BLK	WP	HR	S	P	ERA	WHIP										
Jackie Brown, R (1, 1) ERA: 3.58	7.0	L	26	4	2	0	6	2	0	0	0	1	0	36	44	0.00	0.857										
Joe Grzenda, L (8, 1) ERA: 5.15	0.1		4	3	2	2	0	0	0	0	0	0	0	4	4	54.00	9.000										
Horacio Pina, R (8, 1) ERA: 2.45	0.1		1	0	0	0	0	0	0	0	0	0	0	1	1	0.00	0.000										
Jim Shellenback, L (8, 1) ERA: 3.21	1.1		7	1	0	0	1	0	1	0	0	0	0	8	12	0.00	0.750										

Cleveland Indians @ Washington Senators  
Robert F. Kennedy Memorial Stadium, Washington, DC

AB 34  
R 4  
H 8  
RBI 3  
BB 3  
SO 7  
LOB 19



WP: 1 PA: 38  
PB: 0  
SB: 1  
CS: 0

Tue Sep 01 1970, 7:05 PM EDT  
Att: 7,567 - Unknown

livebaseballscorecards.com

Batter	1	2	3	4	5	6	7	8	9	AB	R	H	RBI	BB	SO	LOB	BOTTOM										
Ed Brinkman, R (1, 6) OBP: 0.337, SLG: 0.312	F9		P4		4-3			4-3		5	0	0	0	0	0	2											
Wayne Comer, R (1, 8) OBP: 0.325, SLG: 0.250	G4-6-3 BB		5-3		F7			K	FC6-4	4	0	0	0	1	1	2											
Frank Howard, R (1, 3) OBP: 0.433, SLG: 0.568	G4-6-3 1-2		4-0 BB		4-0 BB			G5-4-3 BB		1	0	0	0	3	0	1											
Rick Reichardt, R (1, 9) OBP: 0.354, SLG: 0.507		4-0 2B SF9 BB	F2		0-0 F9			G5-4-3		3	1	1	0	1	0	2											
Aurelio Rodriguez, R (1, 5) OBP: 0.299, SLG: 0.429		0-0 SF9 1-3 2B		FC5-4 1B		0-0 F9			F8	4	0	2	0	0	0	2											
Greg Goossen, R (1, 7) OBP: 0.397, SLG: 0.382 Del Unser, L (9, FR) OBP: 0.317, SLG: 0.326		0-0 SF9		FC5-4 FC5-4		0-0 G6-4-3				3	0	1	1	0	0	3											
Paul Casanova, R (1, 2) OBP: 0.265, SLG: 0.381		0-0 BB		K		0-0 F3			FC4-6 1B E 1B	3	1	1	0	1	1	1											
Tim Cullen, R (1, 4) OBP: 0.301, SLG: 0.288		0-3 K		FC5-4		0-0 FC5-4			FC4-6 1B	4	0	2	1	0	1	3											
Jackie Brown, R (1, 1) Tom Greco, R (7, PH) Joe Grzenda, R (8, 1) Horacio Pina, R (8, 1) Jim Shellenback, L (8, 1) Ed Stroud, L (9, PH) OBP: 0.340, SLG: 0.390		0-0 1-3		1-3		0-0 5-3			FC4-6 E 1B	2	0	0	0	0	0	2											
<b>Inning Stats</b>	R: 0 E: 0 K: 0 S: 2	H: 0 LOB: 0 BB: 1 P: 6	R: 1 E: 0 K: 1 S: 6	H: 1 LOB: 2 BB: 2 P: 14	R: 0 E: 0 K: 0 S: 3	H: 0 LOB: 1 BB: 1 P: 7	R: 0 E: 0 K: 1 S: 6	H: 1 LOB: 0 BB: 0 P: 6	R: 0 E: 0 K: 0 S: 3	H: 1 LOB: 1 BB: 1 P: 7	R: 0 E: 0 K: 1 S: 6	H: 1 LOB: 1 BB: 0 P: 6	R: 0 E: 0 K: 1 S: 4	H: 0 LOB: 0 BB: 1 P: 8	R: 2 E: 1 K: 0 S: 7	H: 3 LOB: 2 BB: 0 P: 7	1B: 6 2B: 1 3B: 0 HR: 0	SF: 1 SAC: 0 DP: 3 HBP: 0	WP: 0 PB: 0 SB: 0 CS: 0	PA: 38							
<b>PITCHER</b>	IP	WLS	BF	H	R	ER	SO	BB	IBB	HBP	BLK	WP	HR	S	P	ERA	WHIP										
Mike Paul, L (1, 1) ERA: 5.26	8.1	W	35	7	3	2	4	6	0	0	0	0	0	37	61	2.16	1.560										
Rick Austin, L (9, 1) ERA: 5.40	0.2	S	3	0	0	0	0	0	0	0	0	0	0	3	3	0.00	0.000										

Cleveland Indians @ Washington Senators  
Robert F. Kennedy Memorial Stadium, Washington, DC

AB 31  
R 3  
H 7  
RBI 2  
BB 6  
SO 4  
LOB 21



WP: 0 PA: 38  
PB: 0  
SB: 0  
CS: 0

Tue Sep 01 1970, 7:05 PM EDT  
Att: 7,567 - Unknown

livebaseballscorecards.com



Batter	1	2	3	4	5	6	7	8	9	AB	R	H	RBI	BB	SO	LOB	TOP
Ted Uhlhaender, L OBP: 0.313, SLG: 0.382 (1, 8)	0-0 1-3		0-3 K			0-0 4-3			0-0 3B 1B	4	1	1	0	0	1	0	
Roy Foster, R OBP: 0.352, SLG: 0.460 Dean Chance, R OBP: 0.119, SLG: 0.077 John Lowenstein, L (7, 7)	0-0 4-3			0-3 K		0-3 K			0-3 K	3	0	0	0	0	2	0	
Vada Pinson, L OBP: 0.321, SLG: 0.474 (6, 7) (7, 9)	0-0 FC4 1B			0-0 F9				0-0 F5	0-0 1-H 3B	4	0	2	1	0	0	0	
Ray Fosse, R OBP: 0.363, SLG: 0.471 (1, 2)	0-0 FC4 1-2			0-0 L6				0-0 5-3	0-3 K	4	0	0	0	0	1	2	
Duke Sims, L OBP: 0.354, SLG: 0.490 (1, 3) (6, 9) (7, 3)		0-0 3-1			0-0 3-1			0-0 4-3		3	0	0	0	0	0	0	
Graig Nettles, L OBP: 0.334, SLG: 0.394 (1, 5)		0-0 L9			0-0 1B			0-0 F5		3	0	1	0	0	0	0	
Eddie Leon, R OBP: 0.318, SLG: 0.378 (1, 4)		0-0 F9			0-0 F8			0-0 F8		3	0	0	0	0	0	1	
Jack Heidemann, R OBP: 0.267, SLG: 0.289 (1, 6)			0-3 K		0-0 F8			0-0 4-3		3	0	0	0	0	1	1	
Sam McDowell, L OBP: 0.149, SLG: 0.163 (6, 3) (7, 1) Lou Camilli, S (9, PH)			0-3 K			0-0 F9			0-3 K	2	0	0	0	0	1	0	
<b>Inning Stats</b>	R: 0 E: 0 K: 0 S: 4	H: 1 LOB: 1 BB: 0 P: 4	R: 0 E: 0 K: 0 S: 3	H: 0 LOB: 0 BB: 0 P: 3	R: 0 E: 0 K: 3 S: 9	H: 0 LOB: 0 BB: 0 P: 9	R: 0 E: 0 K: 1 S: 5	H: 0 LOB: 1 BB: 0 P: 5	R: 0 E: 0 K: 0 S: 4	H: 0 LOB: 0 BB: 0 P: 3	R: 0 E: 0 K: 0 S: 3	H: 0 LOB: 0 BB: 0 P: 3	R: 1 E: 0 K: 3 S: 11	H: 2 LOB: 1 BB: 0 P: 11	1B: 3 2B: 0 3B: 1 HR: 0	SF: 0 SAC: 0 DP: 0 HBP: 0	WP: 0 PA: 31 CS: 0
<b>PITCHER</b> Dick Bosman, R ERA: 2.89 (1, 1)	IP: 9.0 WLS: W BF: 31 H: 4 R: 1 ER: 1 SO: 8 BB: 0 IBB: 0 HBP: 0 BLK: 0 WP: 0 HR: 0 S: 47 P: 47 ERA: 1.00 WHIP: 0.444																

Cleveland Indians @ Washington Senators  
Robert F. Kennedy Memorial Stadium, Washington, DC  
Wed Sep 02 1970, 7:05 PM EDT  
Att: 10,509 - Unknown


AB	31
R	1
H	4
RBI	1
BB	0
SO	8
LOB	5



Batter	1	2	3	4	5	6	7	8	9	AB	R	H	RBI	BB	SO	LOB	BOTTOM		
Ed Brinkman, R OBP: 0.339, SLG: 0.315 (1, 6)	0-0 1-3 2B	0-0 FC5-4 1-2 1B		0-0 FC5-4 1-2 1B		4-0 1B FC6-4 1B	0-0 1-3			4	1	2	0	1	0	3			
Wayne Comer, R OBP: 0.321, SLG: 0.248 (1, 8)	0-0 5-3	0-0 FC5-4 1-2 1B		0-0 5-3		0-0 FC6-4 1-2 1B		0-0 F8		5	1	1	0	0	0	4			
Frank Howard, R OBP: 0.436, SLG: 0.568 (1, 3)	4-0 1-3 IBB		4-0 FC6-4 1B IBB		4-0 1B WP IBB	0-0 FC6-4 1-2 2-3 1B		0-0 P6		2	1	1	0	3	0	0			
Rick Reichardt, R OBP: 0.351, SLG: 0.500 (1, 9) (8, 7)	0-0 1-3 1-2 2-3		0-3 K		0-0 WP CS 1B	0-0 FC6-4 1-2 2-3 FC6-4		0-3 K		5	0	1	2	0	2	4			
Aurelio Rodriguez, R OBP: 0.302, SLG: 0.430 (1, 5)	4-0 FC5-4 IBB		0-0 FC6-4 1-2 1B		0-0 WP 1B	0-0 FC6-4 1-2 1B				3	0	2	0	1	0	1			
Greg Goossen, R OBP: 0.389, SLG: 0.390 Del Unser, L OBP: 0.317, SLG: 0.326 (7, PR) (8, 9)	0-0 FC5-4 1-2		0-0 FC6-4 1-2 2-3 FC6-4		0-3 K			0-0 1B 2B		4	0	1	0	0	1	7			
Paul Casanova, R OBP: 0.261, SLG: 0.375 (1, 2)		0-0 5-3		0-0 FC6-4 1-2		0-3 K		0-0 F2		4	0	0	0	0	1	5			
Tim Cullen, R OBP: 0.304, SLG: 0.289 (1, 4)		0-0 P6		0-0 FC5-6 1B		4-0 K		0-3 K		3	0	1	0	1	1	1			
Dick Bosman, R OBP: 0.149, SLG: 0.136 (1, 1)		0-0 1B		0-0 FC5-6 1-2 FC5-4		0-0 CS		0-3 K		4	0	2	1	0	1	1			
<b>Inning Stats</b>	R: 0 E: 0 K: 0 S: 4	H: 1 LOB: 3 BB: 2 P: 12	R: 0 E: 0 K: 0 S: 5	H: 2 LOB: 2 BB: 0 P: 5	R: 0 E: 0 K: 1 S: 6	H: 1 LOB: 2 BB: 1 P: 10	R: 0 E: 0 K: 0 S: 4	H: 1 LOB: 1 BB: 0 P: 4	R: 1 E: 0 K: 2 S: 8	H: 2 LOB: 2 BB: 2 P: 16	R: 2 E: 0 K: 1 S: 7	H: 2 LOB: 1 BB: 1 P: 11	R: 1 E: 0 K: 1 S: 7	H: 2 LOB: 2 BB: 0 P: 7	R: 0 E: 0 K: 1 S: 5	H: 0 LOB: 0 BB: 0 P: 5	1B: 9 2B: 2 3B: 0 HR: 0	SF: 0 SAC: 0 DP: 0 HBP: 0	WP: 1 PA: 41 CS: 1
<b>PITCHER</b> Sam McDowell, L ERA: 2.69 Dean Chance, R ERA: 4.37 Sam McDowell, L ERA: 2.69 (1, 1) (6, 1) (7, 1)	IP: 7.1 WLS: L BF: 37 H: 10 R: 4 ER: 4 SO: 6 BB: 1 IBB: 5 HBP: 0 BLK: 0 WP: 1 HR: 0 S: 43 P: 67 ERA: 4.91 WHIP: 1.500																		

Cleveland Indians @ Washington Senators  
Robert F. Kennedy Memorial Stadium, Washington, DC  
Wed Sep 02 1970, 7:05 PM EDT  
Att: 10,509 - Unknown

AB	34
R	4
H	11
RBI	3
BB	6
SO	6
LOB	26





Batter	1	2	3	4	5	6	7	8	9	AB	R	H	RBI	BB	SO	LOB	TOP				
Roy Foster, R (1.7)	5-3		1B	F9			6-3			3	1	0	0	1	0	1	<b>Cleveland Indians @ Washington Senators</b> Robert F. Kennedy Memorial Stadium, Washington, DC Thu Sep 03 1970, 7:05 PM EDT Att: 5,550 - Unknown				
Ted Uhlensder, L (1.8) Buddy Bradford, R (7. PH)	4-3		1B			K	6-3			3	0	1	0	0	1	0					
Vada Pinson, L (1.9)	1-3		1B	F2				L4		4	0	1	1	0	0	0					
Ray Fosse, R (1.2) Chuck Hinton, R (4.3)	5-3		K	F4				F9		2	0	0	0	0	1	2					
Duke Sims, L (1.3)						6-3		1-3		3	1	1	1	1	0	0					
Graig Nettles, L (1.5)										3	1	1	1	1	1	3					
Eddie Leon, R (1.4)										4	0	1	0	0	0	1					
Jack Heidemann, R (1.6)										4	1	2	1	0	0	1					
Steve Hargan, R (1.1) Rick Austin, R (7.1) Dennis Higgins, R (8.1)										2	0	0	0	0	0	0					
										0	0	0	0	0	0	0					
										1	0	0	0	0	1	1					
<b>Inning Stats</b>	R: 0 E: 0 K: 0 S: 3	H: 0 LOB: 0 BB: 0 P: 3	R: 1 E: 0 K: 1 S: 6	H: 1 LOB: 0 BB: 0 P: 6	R: 2 E: 0 K: 1 S: 8	H: 3 LOB: 3 BB: 2 P: 16	R: 0 E: 0 K: 0 S: 4	H: 1 LOB: 1 BB: 0 P: 4	R: 0 E: 0 K: 1 S: 5	H: 0 LOB: 0 BB: 0 P: 5	R: 1 E: 0 K: 0 S: 4	H: 1 LOB: 0 BB: 0 P: 4	R: 0 E: 0 K: 0 S: 3	H: 0 LOB: 0 BB: 0 P: 3	R: 0 E: 0 K: 1 S: 5	H: 1 LOB: 1 BB: 1 P: 9	1B: 4 2B: 0 3B: 0 HR: 3	SF: 0 SAC: 1 DP: 1 HBP: 0	WP: 0 PB: 0 CS: 0	PA: 36	
<b>PITCHER</b>	IP	WLS	BF	H	R	ER	SO	BB	IBB	HBP	BLK	WP	HR	S	P	ERA	WHIP				
Jim Hannan, R (1.1)	2.1	L	11	3	3	3	1	1	0	0	0	0	2	12	16	11.57	1.714				
Bill Gogolewski, R (3.1)	3.2		15	3	1	1	2	1	0	0	0	0	1	18	22	2.46	1.091				
Joe Grzenda, L (7.1)	1.0		3	0	0	0	0	0	0	0	0	0	0	3	3	0.00	0.000				
Darold Knowles, L (8.1)	2.0		7	1	0	0	1	1	0	0	0	0	0	8	12	0.00	1.000				

Batter	1	2	3	4	5	6	7	8	9	AB	R	H	RBI	BB	SO	LOB	BOTTOM					
Ed Stroud, L (1.8) Wayne Comer, R (8. PH)	G3		G6-3			K		6-3		3	0	0	0	0	1	2	<b>Cleveland Indians @ Washington Senators</b> Robert F. Kennedy Memorial Stadium, Washington, DC Thu Sep 03 1970, 7:05 PM EDT Att: 5,550 - Unknown					
Del Unser, L (1.9) Tom Grieve, R (8. PH)	G3							E5		3	0	1	0	0	0	0						
Frank Howard, R (1.7)	6-3									2	1	0	0	2	0	2						
Mike Epstein, L (1.3) Rick Reichardt, R (8. PH) Paul Casanova, R (9.2)										3	0	2	2	0	1	1						
Aurelio Rodriguez, R (1.5)										1	0	0	0	0	1	2						
										0	0	0	0	0	0	0						
Ed Brinkman, R (1.6)										4	0	1	0	0	0	4						
Ed Brinkman, R (1.6)										4	0	0	0	0	0	2						
Jim French, L (1.2)										4	0	2	0	0	0	2						
Tim Cullen, R (1.4)										4	0	0	0	0	1	2						
Jim Hannan, R (1.1) Bill Gogolewski, L (3.1) Bernie Allen, L (6. PH) Joe Grzenda, R (7.1) Lee Maye, L (7. PH) Greg Goossen, R (8. PH) Darold Knowles, R (8.1) Jim Steltenback, R (9. PH)										0	0	0	0	0	0	0						
										0	0	0	0	1	0	0						
										0	1	0	0	1	0	0						
										0	0	0	0	0	0	0						
										0	0	0	0	0	0	0						
										0	0	0	0	0	0	1						
										0	0	0	0	0	0	0						
										1	0	0	0	0	0	1						
										1	0	0	0	0	0	1						
<b>Inning Stats</b>	R: 0 E: 0 K: 0 S: 3	H: 0 LOB: 0 BB: 0 P: 3	R: 0 E: 0 K: 0 S: 4	H: 2 LOB: 1 BB: 0 P: 4	R: 0 E: 0 K: 0 S: 2	H: 0 LOB: 0 BB: 1 P: 6	R: 0 E: 0 K: 1 S: 5	H: 0 LOB: 1 BB: 1 P: 9	R: 0 E: 0 K: 0 S: 3	H: 0 LOB: 0 BB: 0 P: 3	R: 2 E: 0 K: 1 S: 7	H: 2 LOB: 1 BB: 1 P: 11	R: 0 E: 0 K: 0 S: 4	H: 1 LOB: 1 BB: 0 P: 4	R: 0 E: 1 K: 1 S: 6	H: 1 LOB: 2 BB: 1 P: 10	R: 0 E: 0 K: 1 S: 6	H: 1 LOB: 1 BB: 0 P: 6	1B: 6 2B: 1 3B: 0 HR: 0	SF: 0 SAC: 0 DP: 2 HBP: 0	WP: 0 PB: 0 CS: 0	PA: 36
<b>PITCHER</b>	IP	WLS	BF	H	R	ER	SO	BB	IBB	HBP	BLK	WP	HR	S	P	ERA	WHIP					
Steve Hargan, R (1.1)	6.2	W	26	5	2	2	2	3	0	0	0	0	0	27	39	2.70	1.200					
Rick Austin, L (7.1)	0.2		4	1	0	0	0	0	1	0	0	0	0	3	7	0.00	1.500					
Dennis Higgins, R (8.1)	1.2	S	6	1	0	0	2	0	0	0	0	0	0	10	10	0.00	0.600					



Batter	1	2	3	4	5	6	7	8	9	AB	R	H	RBI	BB	SO	LOB	TOP			
Dick McAuliffe, L (1.4) OBP: 0.369, SLG: 0.355	F7		4-3		F9			SF9-2-6	F6	4	0	0	1	0	0	1	<b>Detroit Tigers @ Washington Senators</b> Robert F. Kennedy Memorial Stadium, Washington, DC Fri Sep 04 1970, 7:05 PM EDT Att: 8,726 - Unknown			
Mickey Stanley, R (1.8) OBP: 0.309, SLG: 0.409	2B		6-3			6-3		F4		4	1	1	0	0	0	0				
Al Kaline, R (1.9) OBP: 0.378, SLG: 0.451	G3								1B	3	1	3	1	1	0	0				
Jim Northrup, L (1.7) OBP: 0.355, SLG: 0.494	G3		4-3			G4-6-3			2B	3	1	1	0	1	0	2				
Norm Cash, L (1.3) OBP: 0.386, SLG: 0.457	G3				3-1			F7	F6	4	0	0	0	0	0	4				
Don Wert, R (1.5) OBP: 0.324, SLG: 0.331	K				5-3			5-3	E5	4	1	0	0	0	1	3				
Jim Price, R (1.2) OBP: 0.315, SLG: 0.337					K			5-3	F7	4	0	0	0	0	1	2				
Cesar Gutierrez, R (1.6) OBP: 0.276, SLG: 0.300			6-3					1B		2	0	0	0	0	1	0				
Dalton Jones, L (8, PH) OBP: 0.329, SLG: 0.363								1B		1	1	1	0	0	0	0				
Elliott Maddox, R (8, 6) OBP: 0.318, SLG: 0.353								1B	2B	1	1	1	2	0	0	0				
Mickey Lolich, S (11, 1) Gates Brown, L (8, PH) Daryl Patterson, L (8, 1) Ike Brown, R (8, PH) Mike Killebrew, R (8, PH) Tom Timmermann, R (9, 1)	F1									2	0	0	0	0	1	0				
<b>Inning Stats</b>	R: 1 E: 0 K: 1 S: 7	H: 2 LOB: 2 BB: 1 P: 11	R: 0 E: 0 K: 0 S: 3	H: 0 LOB: 0 BB: 0 P: 3	R: 0 E: 0 K: 0 S: 4	H: 1 LOB: 1 BB: 0 P: 4	R: 0 E: 0 K: 1 S: 5	H: 0 LOB: 0 BB: 0 P: 5	R: 0 E: 0 K: 0 S: 2	H: 0 LOB: 0 BB: 1 P: 6	R: 0 E: 0 K: 0 S: 3	H: 0 LOB: 0 BB: 0 P: 3	R: 1 E: 0 K: 0 S: 4	H: 2 LOB: 0 BB: 0 P: 4	R: 4 E: 1 K: 0 S: 8	H: 4 LOB: 1 BB: 0 P: 8	1B: 5 2B: 4 3B: 1 HR: 0	SF: 1 SAC: 0 DP: 2 HBP: 0	WP: 0 PB: 0 SB: 0 CS: 0	PA: 37
<b>PITCHER</b>	IP WLS BF H R ER SO BB IBB HBP BLK WP HR S P ERA WHIP																			
Joe Coleman, R (1, 1) ERA: 3.66	7.0	L	27	5	2	2	4	2	0	0	0	0	0	0	0	33	41	2.57	1.000	
Darold Knowles, L (8, 1) ERA: 2.03	1.2	L	8	3	4	0	0	0	0	0	0	0	0	0	8	8	0.00	1.800		
Horacio Pina, R (9, 1) ERA: 2.44	0.1		2	1	0	0	0	0	0	0	0	0	0	2	2	0.00	3.000			

AB	34
R	6
H	9
RBI	5
BB	2
SO	4
LOB	12



Batter	1	2	3	4	5	6	7	8	9	AB	R	H	RBI	BB	SO	LOB	BOTTOM			
Ed Brinkman, R (1, 6) OBP: 0.336, SLG: 0.311	6-3			5-3				F8		3	1	0	0	1	0	1	<b>Detroit Tigers @ Washington Senators</b> Robert F. Kennedy Memorial Stadium, Washington, DC Fri Sep 04 1970, 7:05 PM EDT Att: 8,726 - Unknown			
Wayne Comer, R (1, 8) OBP: 0.319, SLG: 0.243	5-3			F7						2	1	0	0	1	0	0				
Ed Stroud, L (8, PH) OBP: 0.348, SLG: 0.357								1B	CS	0	0	0	0	1	0	0				
Frank Howard, R (1, 3) OBP: 0.437, SLG: 0.567	K			F7						4	0	2	3	0	1	0				
Rick Reichardt, R (1, 7) OBP: 0.344, SLG: 0.489			L9		K			F7	CS	4	0	0	0	0	1	1				
Aurelio Rodriguez, R (1, 5) OBP: 0.303, SLG: 0.428			K		L8					3	0	1	0	1	1	0				
Tom Grieve, R (1, 9) OBP: 0.282, SLG: 0.380																				
Del Unser, L (8, 9) OBP: 0.316, SLG: 0.324					5-3			F7		3	0	0	0	0	1	2				
Paul Casanova, R (1, 2) OBP: 0.262, SLG: 0.375										3	0	1	0	0	0	2				
Mike Epstein, L (8, PH) OBP: 0.356, SLG: 0.431				G6-4-3				6-3	L9	1	0	0	0	0	0	1				
Tim Cullen, R (1, 4) OBP: 0.301, SLG: 0.282										1	0	0	0	1	0	1				
Bernie Allen, L (8, PH) OBP: 0.344, SLG: 0.378				G6-4-3						1	1	1	0	0	0	0				
Joe Coleman, R (1, 1) OBP: 0.246, SLG: 0.111										2	0	0	0	0	1	1				
Darold Knowles, L (8, 1) OBP: 0.100, SLG: 0.053										1	0	0	0	0	1	1				
Horacio Pina, R (9, 1) ERA: 3.98					K					0	0	0	0	0	0	0				
<b>Inning Stats</b>	R: 0 E: 0 K: 1 S: 5	H: 0 LOB: 0 BB: 0 P: 5	R: 0 E: 0 K: 2 S: 7	H: 0 LOB: 0 BB: 0 P: 7	R: 0 E: 0 K: 1 S: 5	H: 1 LOB: 0 BB: 0 P: 5	R: 0 E: 0 K: 0 S: 3	H: 0 LOB: 0 BB: 0 P: 3	R: 0 E: 0 K: 0 S: 2	H: 0 LOB: 0 BB: 1 P: 6	R: 2 E: 0 K: 0 S: 4	H: 1 LOB: 2 BB: 3 P: 16	R: 1 E: 0 K: 1 S: 6	H: 2 LOB: 1 BB: 1 P: 10	R: 0 E: 0 K: 0 S: 4	H: 1 LOB: 1 BB: 0 P: 4	1B: 4 2B: 1 3B: 0 HR: 0	SF: 0 SAC: 0 DP: 2 HBP: 0	WP: 0 PB: 0 SB: 0 CS: 1	PA: 35
<b>PITCHER</b>	IP WLS BF H R ER SO BB IBB HBP BLK WP HR S P ERA WHIP																			
Mickey Lolich, L (1, 1) ERA: 3.59	7.0	W	25	2	2	2	5	3	1	0	0	0	0	0	31	47	2.57	0.714		
Daryl Patterson, R (8, 1) ERA: 4.52	1.0	W	5	2	1	1	1	1	0	0	0	0	0	6	10	9.00	3.000			
Tom Timmermann, R (9, 1) ERA: 3.98	1.0	S	4	1	0	0	0	0	0	0	0	0	0	4	4	0.00	1.000			

AB	29
R	3
H	5
RBI	3
BB	5
SO	6
LOB	11





Batter	1	2	3	4	5	6	7	8	9	10	11	12	13	14	AB	R	H	RBI	BB	SO	LOB	TOP
Dick McAuliffe, L OBP: 0.368, SLG: 0.353 (1, 5)	K					6-3		F7		F8		F9		FC4-6 BB	6	0	1	0	1	1	6	
Mickey Stanley, R OBP: 0.307, SLG: 0.404 (1, 8)	5-3		F8			K			L4-3 BB		F8		6-3	FC4-6 1-2r	6	0	0	0	1	1	2	
Al Kaline, R OBP: 0.373, SLG: 0.444 (1, 9)	L8				L5 4-3 SF8	L8			L4-3 1-2		L6-3		L6		6	1	0	0	0	0	1	
Jim Northrup, L OBP: 0.359, SLG: 0.496 (1, 7)		3-1 SF8 2B			4-3			G4-6-3 1B			4-3		BB 1B BB		4	1	2	0	2	0	1	
Norm Cash, L OBP: 0.382, SLG: 0.453 (1, 3)		3-1 2s			SF8			G4-6-3 1-2r				4-3		BB 1B BB	5	0	1	1	0	1	3	
Dalton Jones, L OBP: 0.335, SLG: 0.358 (1, 4)		SF8 3-H			4-3			F5			SH3-4 BB		E BB	1-2 2s BB	2	0	0	1	3	0	0	
Jim Price, R OBP: 0.302, SLG: 0.320 (1, 2)		F4 3-H			5-3			F9			SH3-4 1-2		E6 BB	5-3	5	0	0	0	0	0	4	
Cesar Gutierrez, R OBP: 0.278, SLG: 0.305 (10, PH)			F7		4-3										3	0	1	0	0	0	0	
Russ Nagelson, L OBP: 0.261, SLG: 0.250 (10, PH)					4-3										0	0	0	0	0	0	0	
Elliott Maddox, R OBP: 0.319, SLG: 0.350 (10, 6)					4-3										2	0	0	0	1	1	2	
Mike Kilkenny, R OBP: 0.300, SLG: 0.300 (10, 6)			6-3		4-3			4-3 3B			F6			F7								
<b>Inning Stats</b>	R: 0 E: 0 K: 1 S: 5	H: 0 LOB: 0 BB: 0 P: 5	R: 1 E: 0 K: 0 S: 4	H: 1 LOB: 0 BB: 0 P: 4	R: 0 E: 0 K: 0 S: 4	H: 1 LOB: 0 BB: 0 P: 4	R: 0 E: 0 K: 1 S: 5	H: 0 LOB: 0 BB: 0 P: 5	R: 0 E: 0 K: 1 S: 3	H: 1 LOB: 1 BB: 0 P: 4	R: 0 E: 0 K: 1 S: 4	H: 0 LOB: 2 BB: 2 P: 12	R: 0 E: 0 K: 1 S: 6	H: 0 LOB: 3 BB: 2 P: 14	R: 0 E: 0 K: 0 S: 4	H: 1 LOB: 3 BB: 2 P: 12	R: 0 E: 0 K: 0 S: 3	H: 0 LOB: 1 BB: 1 P: 7	1B: 3 2B: 1 HR: 0	SF: 2 SAC: 1 DP: 0	WP: 0 PB: 0 SB: 0 CS: 0	PA: 56
<b>PITCHER</b>	IP: 6.0 WLS: 21 BF: 22 ERA: 4.42	H: 2 R: 2 ER: 0 SO: 2 BB: 0 IBB: 0 HBP: 0 BLK: 0 WP: 0 HR: 0 S: 25 P: 25 ERA: 1.50 WHIP: 0.333	H: 2 R: 0 ER: 0 SO: 0 BB: 0 IBB: 0 HBP: 0 BLK: 0 WP: 0 HR: 0 S: 7 P: 7 ERA: 0.00 WHIP: 1.000	H: 0 R: 0 ER: 0 SO: 0 BB: 0 IBB: 0 HBP: 0 BLK: 0 WP: 0 HR: 0 S: 17 P: 17 ERA: 0.00 WHIP: 2.250	H: 0 R: 0 ER: 0 SO: 0 BB: 0 IBB: 0 HBP: 0 BLK: 0 WP: 0 HR: 0 S: 9 P: 9 ERA: 0.00 WHIP: 0.000	H: 0 R: 0 ER: 0 SO: 0 BB: 0 IBB: 0 HBP: 0 BLK: 0 WP: 0 HR: 0 S: 6 P: 6 ERA: 0.00 WHIP: 3.000	H: 0 R: 0 ER: 0 SO: 0 BB: 0 IBB: 0 HBP: 0 BLK: 0 WP: 0 HR: 0 S: 11 P: 27 ERA: 0.00 WHIP: 1.875															

**DETROIT TIGERS @ WASHINGTON SENATORS**  
 Robert F. Kennedy Memorial Stadium, Washington, DC  
 Sat Sep 05 1970, 7:05 PM EDT  
 Att. 6,953 - Unknown

AB: 44  
 R: 2  
 H: 5  
 RBI: 2  
 BB: 9  
 SO: 4  
 LOB: 22



Batter	1	2	3	4	5	6	7	8	9	10	11	12	13	14	AB	R	H	RBI	BB	SO	LOB	BOTTOM		
Ed Brinkman, R OBP: 0.336, SLG: 0.311 (1, 6)	6-3					5-3		F7		4-3					6	0	2	0	0	0	1			
Tom Grieve, R OBP: 0.338, SLG: 0.375 (1, 8)	K														4	0	1	0	0	3	1			
Frank Howard, R OBP: 0.432, SLG: 0.560 (1, 3)	F8					K				6-3		6-3			6	0	0	0	0	2	5			
Rick Reichardt, R OBP: 0.344, SLG: 0.489 (8, 7)		K				5-3									6	1	2	0	0	2	3			
Aurelio Rodriguez, R OBP: 0.303, SLG: 0.429 (1, 5)		K													6	2	2	1	0	2	1			
Greg Goossen, R OBP: 0.382, SLG: 0.371 (7, 7)															2	0	0	0	1	0	0			
Ed Stroud, L OBP: 0.346, SLG: 0.354 (8, 8)		5-3				G3									3	0	0	0	0	2	2			
Paul Casanova, R OBP: 0.285, SLG: 0.382 (12, PH)															3	0	1	0	1	0	1			
Mike Epstein, L OBP: 0.357, SLG: 0.431 (13, 2)															1	0	1	1	0	0	0			
Tim Cullen, R OBP: 0.296, SLG: 0.277 (13, 4)															4	0	0	0	0	1	3			
Casey Cox, R OBP: 0.123, SLG: 0.107 (6, PH)															1	0	0	0	0	0	0			
Wayne Comer, R OBP: 0.323, SLG: 0.248 (7, 1)															0	0	1	0	0	0	0			
Del Unser, L OBP: 0.316, SLG: 0.325 (9, 9)															3	0	1	0	0	0	0			
<b>Inning Stats</b>	R: 0 E: 0 K: 1 S: 5	H: 0 LOB: 0 BB: 0 P: 5	R: 0 E: 0 K: 2 S: 7	H: 0 LOB: 0 BB: 0 P: 7	R: 0 E: 0 K: 0 S: 2	H: 0 LOB: 0 BB: 1 P: 6	R: 0 E: 0 K: 1 S: 6	H: 1 LOB: 1 BB: 0 P: 6	R: 0 E: 0 K: 2 S: 8	H: 2 LOB: 1 BB: 1 P: 8	R: 0 E: 0 K: 1 S: 5	H: 0 LOB: 0 BB: 0 P: 5	R: 0 E: 0 K: 2 S: 7	H: 0 LOB: 2 BB: 0 P: 7	R: 0 E: 0 K: 1 S: 5	H: 1 LOB: 1 BB: 0 P: 4	R: 0 E: 0 K: 1 S: 6	H: 2 LOB: 2 BB: 0 P: 7	R: 0 E: 0 K: 0 S: 3	H: 2 LOB: 1 BB: 0 P: 3	1B: 8 2B: 2 HR: 0	SF: 0 SAC: 0 DP: 2	WP: 0 PB: 0 SB: 0 CS: 0	PA: 52
<b>PITCHER</b>	IP: 7.0 WLS: 26 BF: 25 ERA: 4.64	H: 5 R: 2 ER: 2 SO: 7 BB: 2 IBB: 0 HBP: 0 BLK: 0 WP: 0 HR: 0 S: 38 P: 46 ERA: 2.57 WHIP: 1.000	H: 0 R: 0 ER: 0 SO: 3 BB: 0 IBB: 0 HBP: 0 BLK: 0 WP: 0 HR: 0 S: 12 P: 12 ERA: 0.00 WHIP: 0.000	H: 0 R: 0 ER: 0 SO: 1 BB: 0 IBB: 0 HBP: 0 BLK: 0 WP: 0 HR: 0 S: 9 P: 9 ERA: 0.00 WHIP: 0.500	H: 0 R: 0 ER: 0 SO: 2 BB: 0 IBB: 0 HBP: 0 BLK: 0 WP: 0 HR: 0 S: 13 P: 17 ERA: 0.00 WHIP: 1.500	H: 0 R: 0 ER: 0 SO: 0 BB: 0 IBB: 0 HBP: 0 BLK: 0 WP: 0 HR: 0 S: 3 P: 3 ERA: 27.00 WHIP: 6.000	H: 0 R: 0 ER: 0 SO: 13 BB: 0 IBB: 0 HBP: 0 BLK: 0 WP: 0 HR: 0 S: 11 P: 27 ERA: 0.00 WHIP: 1.875																	

**DETROIT TIGERS @ WASHINGTON SENATORS**  
 Robert F. Kennedy Memorial Stadium, Washington, DC  
 Sat Sep 05 1970, 7:05 PM EDT  
 Att. 6,953 - Unknown

AB: 49  
 R: 3  
 H: 11  
 RBI: 2  
 BB: 3  
 SO: 13  
 LOB: 22





Batter	1	2	3	4	5	6	7	8	9	10	11	12	AB	R	H	RBI	BB	SO	LOB	TOP		
Dick McAuliffe, L OBP: 0.267, SLG: 0.353 Don Wert, R OBP: 0.323, SLG: 0.330	4-3 1B	6-3	4-0			4-3		4-3		4-3			5	1	1	1	1	0	1			
Mickey Stanley, R OBP: 0.305, SLG: 0.400	4-3		HR			6-3		6-3			F7		5	1	0	0	1	0	5			
Gates Brown, L OBP: 0.352, SLG: 0.379 Cesar Gutierrez, R OBP: 0.276, SLG: 0.304	G3 E 1B		HR	BB		1-3			F6		L4		3	2	1	1	2	0	0			
Jim Northrup, L OBP: 0.397, SLG: 0.499	G3		HR	BB			K		1-6-3		L5		6	1	1	3	0	1	2			
Norm Cash, L OBP: 0.387, SLG: 0.455	E BB		1B	1B			4-3		E9 1B			E 1B	5	2	3	0	1	0	1			
Dalton Jones, L OBP: 0.333, SLG: 0.352	E9 1B		F5	F8			3-1					F5	5	0	1	1	1	0	3			
Elliott Maddox, R OBP: 0.323, SLG: 0.356	F8		1B	1B			5-3					E9	5	1	2	0	1	0	4			
Jim Price, R OBP: 0.255, SLG: 0.311		K	F4				K					FC5-2-5	6	0	1	0	0	2	3			
Les Cain, L Daryl Patterson, L Mike Brown, R Rube Jangschied, L Bob Reed, R Fred Scherman, L	4-3		FC5	1B			4-3					F6	3	0	1	1	0	0	0			
<b>Inning Stats</b>	R: 2 E: 1 K: 0 S: 6	H: 3 LOB: 2 BB: 1 P: 10	R: 0 E: 0 K: 1 S: 5	H: 0 LOB: 0 BB: 0 P: 5	R: 4 E: 0 K: 0 S: 7	H: 4 LOB: 3 BB: 3 P: 19	R: 0 E: 0 K: 0 S: 3	H: 0 LOB: 1 BB: 1 P: 7	R: 0 E: 0 K: 1 S: 5	H: 0 LOB: 0 BB: 0 P: 5	R: 1 E: 0 K: 0 S: 4	H: 1 LOB: 1 BB: 1 P: 8	R: 0 E: 1 K: 1 S: 5	H: 0 LOB: 0 BB: 0 P: 5	R: 0 E: 0 K: 0 S: 3	H: 2 LOB: 1 BB: 0 P: 3	R: 1 E: 1 K: 0 S: 5	H: 2 LOB: 1 BB: 0 P: 6	1B: 8 2B: 2 3B: 0 HR: 1	SF: 0 SAC: 0 DP: 0 HBP: 0	WP: 0 PB: 0 SB: 0 CS: 0	PA: 54
<b>PITCHER</b>	IP	WLS	BF	H	R	ER	SO	BB	IBB	HBP	BLK	WP	HR	S	P	ERA	WHIP					
Jackie Brown, R ERA: 4.76	2.0		14	5	6	6	1						1	13	25	27.00	4.000					
Bill Gogolewski, R ERA: 1.17	4.0		16	2	0	0	1	2	0	0	0		0	16	24	0.00	1.000					
Joe Grzenda, L ERA: 5.0	1.0		5	1	1	1	1	1	0	0	0		0	6	10	9.00	2.000					
Joe Coleman, R ERA: 3.6	3.0		11	1	0	0	1	0	1	0	0		0	12	16	0.00	0.333					
Jim Hannan, R ERA: 3.48	2.0	L	8	2	1	0	0	0	0	0	0		0	8	8	0.00	1.000					

**Detroit Tigers @ Washington Senators**  
Robert F. Kennedy Memorial Stadium, Washington, DC

Sun Sep 06 1970, 3:33 AM EDT  
Att. 11,580 - Unknown

AB 47  
R 8  
H 11  
RBI 7  
BB 7  
SO 4  
LOB 22




Batter	1	2	3	4	5	6	7	8	9	10	11	12	AB	R	H	RBI	BB	SO	LOB	BOTTOM				
Ed Brinkman, R OBP: 0.336, SLG: 0.311	G1	K											6	1	2	0	0	2	1					
Tom Grieve, R OBP: 0.302, SLG: 0.385	K2-3		E6										3	2	2	0	1	1	0					
Ed Stroud, L OBP: 0.344, SLG: 0.352			1B										2	0	0	0	0	1	1					
Frank Howard, R OBP: 0.436, SLG: 0.576	HBP 1B		5-3										6	2	5	5	0	0	1					
Rick Reichardt, R OBP: 0.343, SLG: 0.481	1-2 HBP		F7										4	1	0	0	1	1	4					
Aurelio Rodriguez, R OBP: 0.302, SLG: 0.426	K		F8										6	0	1	0	0	1	5					
Gren Coossen, R OBP: 0.380, SLG: 0.385 Del Unser, L OBP: 0.313, SLG: 0.321													3	1	1	0	0	1	0					
Paul Casanova, R OBP: 0.260, SLG: 0.374													3	0	0	0	0	1	1					
Tim Cullen, R OBP: 0.305, SLG: 0.281													6	0	0	0	0	1	2					
Jackie Brown, R Wayne Conner, R Joe Coleman, R Mike Epstein, L Jim Hanman, R													4	0	2	1	2	0	0					
<b>Inning Stats</b>	R: 0 E: 0 K: 2 S: 8	H: 1 LOB: 2 BB: 0 P: 11	R: 1 E: 0 K: 3 S: 11	H: 2 LOB: 1 BB: 0 P: 11	R: 0 E: 1 K: 0 S: 7	H: 1 LOB: 1 BB: 0 P: 4	R: 0 E: 0 K: 2 S: 7	H: 0 LOB: 1 BB: 1 P: 11	R: 2 E: 0 K: 2 S: 6	H: 1 LOB: 0 BB: 0 P: 12	R: 0 E: 0 K: 1 S: 6	H: 1 LOB: 2 BB: 0 P: 5	R: 0 E: 0 K: 0 S: 3	H: 0 LOB: 0 BB: 0 P: 3	R: 0 E: 0 K: 1 S: 5	H: 0 LOB: 0 BB: 0 P: 5	R: 0 E: 0 K: 0 S: 3	H: 1 LOB: 0 BB: 0 P: 3	R: 0 E: 0 K: 0 S: 3	H: 0 LOB: 0 BB: 0 P: 3	1B: 10 2B: 1 3B: 0 HR: 2	SF: 0 SAC: 0 DP: 1 HBP: 1	WP: 0 PB: 0 SB: 1 CS: 0	PA: 53
<b>PITCHER</b>	IP	WLS	BF	H	R	ER	SO	BB	IBB	HBP	BLK	WP	HR	S	P	ERA	WHIP							
Les Cain, L ERA: 3.22	6.0		30	9	6	6	10	2	0	1	0		0	2	47	9.00	1.833							
Daryl Patterson, R ERA: 4.45	1.0		6	1	1	0	2	1	1	0	0		0	8	16	0.00	2.000							
Bob Reed, R ERA: 5.28	2.0		8	2	0	0	0	0	0	0	0		0	8	8	0.00	1.000							
Fred Scherman, L ERA: 3.21	3.0	W	9	1	0	0	1	0	0	0	0		0	11	11	0.00	0.333							

**Detroit Tigers @ Washington Senators**  
Robert F. Kennedy Memorial Stadium, Washington, DC

Sun Sep 06 1970, 3:33 AM EDT  
Att. 11,580 - Unknown

AB 48  
R 7  
H 13  
RBI 6  
BB 4  
SO 13  
LOB 20





Batter	1	2	3	4	5	6	7	8	9	AB	R	H	RBI	BB	SO	LOB	TOP										
<b>Horace Clarke, S</b> OBP: 0.283, SLG: 0.306 (1, 4)										4	2	1	0	0	0	1											
<b>Jake Gibbs, L</b> OBP: 0.355, SLG: 0.595 (1, 2)										4	1	3	1	0	0	0											
<b>Roy White, S</b> OBP: 0.391, SLG: 0.473 (1, 7)										4	1	2	1	0	0	2											
<b>Bobby Murcer, L</b> OBP: 0.350, SLG: 0.437 (1, 8)										3	0	1	2	0	0	2											
<b>Danny Cater, R</b> OBP: 0.336, SLG: 0.398 (1, 3)										4	0	1	0	0	0	1											
<b>Jim Lyttle, L</b> OBP: 0.367, SLG: 0.443 (1, 9)										4	0	0	0	0	0	3											
<b>Frank Baker, L</b> OBP: 0.362, SLG: 0.295 (1, 6)										4	0	0	0	0	1	0											
<b>Gene Michael, S</b> OBP: 0.301, SLG: 0.272 (1, 5)										4	0	1	0	0	0	0											
<b>Mike Kekich, R</b> OBP: 0.129, SLG: 0.100 <b>Lindy McDaniel, R</b> OBP: 0.174, SLG: 0.217 (7, 1)										3	0	0	0	0	1	1											
<b>Inning Stats</b>	R: 1 E: 0 K: 0 S: 6	H: 3 LOB: 2 BB: 0 P: 6	R: 0 E: 0 K: 1 S: 5	H: 0 LOB: 0 BB: 0 P: 5	R: 2 E: 1 K: 0 S: 6	H: 2 LOB: 1 BB: 0 P: 6	R: 0 E: 0 K: 1 S: 5	H: 0 LOB: 0 BB: 0 P: 5	R: 0 E: 0 K: 0 S: 4	H: 2 LOB: 1 BB: 0 P: 4	R: 0 E: 0 K: 0 S: 3	H: 0 LOB: 0 BB: 0 P: 3	R: 1 E: 0 K: 0 S: 5	H: 2 LOB: 1 BB: 0 P: 5	R: 0 E: 0 K: 0 S: 3	H: 0 LOB: 0 BB: 0 P: 3	R: 0 E: 0 K: 0 S: 3	H: 0 LOB: 0 BB: 0 P: 3	R: 0 E: 0 K: 0 S: 3	H: 0 LOB: 0 BB: 0 P: 3	1B: 7 2B: 2 3B: 0 HR: 0	SF: 1 SAC: 0 DP: 1 HBP: 0	WP: 0 PB: 0 SB: 3 CS: 0	PA: 36			
<b>PITCHER</b>	IP	WLS	BF	H	R	ER	SO	BB	IBB	HBP	BLK	WP	HR	S	P	ERA	WHIP										
<b>Dick Bosman, R</b> ERA: 2.97 (1, 1)	7.0	L	30	9	4	4	2	0	0	0	0	0	0	34	34	5.14	1.286										
<b>Darold Knowles, L</b> ERA: 2.0 (8, 1)	1.0		3	0	0	0	0	0	0	0	0	0	0	3	3	0.00	0.000										
<b>Joe Grzenda, L</b> ERA: 4.93 (9, 1)	1.0		3	0	0	0	0	0	0	0	0	0	0	3	3	0.00	0.000										

**New York Yankees @ Washington Senators**  
**Robert F. Kennedy Memorial Stadium, Washington, DC**  
 Mon Sep 07 1970, 3:33 AM EDT  
 Att: 13,632 - Unknown - 84 F

AB	35
R	4
H	9
RBI	4
BB	0
SO	2
LOB	10



Batter	1	2	3	4	5	6	7	8	9	AB	R	H	RBI	BB	SO	LOB	BOTTOM										
<b>Ed Brinkman, R</b> OBP: 0.337, SLG: 0.310 (1, 6)										3	1	0	0	2	0	2											
<b>Tom Grieve, R</b> OBP: 0.315, SLG: 0.380 <b>Del Unser, L</b> OBP: 0.312, SLG: 0.320 (7, PH) (8, 8)										1	0	0	0	2	0	1											
<b>Frank Howard, R</b> OBP: 0.438, SLG: 0.574 (1, 3) (8, 7)										3	1	1	0	1	1	1											
<b>Rick Reichardt, R</b> OBP: 0.343, SLG: 0.477 <b>Mike Epstein, L</b> OBP: 0.325, SLG: 0.428 (7, PH) (8, 3)										2	0	0	0	1	0	3											
<b>Aurelio Rodriguez, R</b> OBP: 0.300, SLG: 0.423 (1, 5)										4	0	0	1	0	0	5											
<b>Greg Goossen, R</b> OBP: 0.378, SLG: 0.397 <b>Lee Maye, L</b> OBP: 0.324, SLG: 0.403 (7, PH) (8, 9)										3	0	1	0	0	1	1											
<b>Paul Casanova, R</b> OBP: 0.256, SLG: 0.369 (1, 2)										4	0	0	0	0	0	1											
<b>Tim Cullen, R</b> OBP: 0.305, SLG: 0.286 <b>Bernie Allen, L</b> OBP: 0.342, SLG: 0.374 (8, PH) (9, 4)										3	0	1	0	0	0	1											
<b>Dick Bosman, R</b> OBP: 0.145, SLG: 0.132 <b>Wayne Comer, R</b> OBP: 0.100, SLG: 0.053 <b>Darold Knowles, L</b> OBP: 0.100, SLG: 0.053 <b>Ed Stroud, L</b> OBP: 0.343, SLG: 0.351 <b>Joe Grzenda, R</b> (9, 1)										2	0	0	0	0	1	1											
<b>Inning Stats</b>	R: 2 E: 1 K: 1 S: 6	H: 1 LOB: 1 BB: 2 P: 14	R: 0 E: 0 K: 1 S: 6	H: 1 LOB: 1 BB: 0 P: 6	R: 0 E: 0 K: 0 S: 3	H: 0 LOB: 0 BB: 1 P: 7	R: 0 E: 0 K: 0 S: 3	H: 0 LOB: 0 BB: 0 P: 3	R: 0 E: 0 K: 0 S: 4	H: 1 LOB: 1 BB: 0 P: 4	R: 1 E: 0 K: 0 S: 3	H: 0 LOB: 3 BB: 4 P: 19	R: 0 E: 1 K: 0 S: 4	H: 0 LOB: 1 BB: 0 P: 4	R: 0 E: 0 K: 1 S: 5	H: 0 LOB: 0 BB: 0 P: 5	R: 0 E: 0 K: 1 S: 5	H: 0 LOB: 0 BB: 0 P: 5	1B: 1 2B: 2 3B: 0 HR: 0	SF: 0 SAC: 1 DP: 0 HBP: 1	WP: 0 PB: 0 SB: 1 CS: 0	PA: 40					
<b>PITCHER</b>	IP	WLS	BF	H	R	ER	SO	BB	IBB	HBP	BLK	WP	HR	S	P	ERA	WHIP										
<b>Mike Kekich, L</b> ERA: 5.07 (1, 1)	6.0	W	27	3	3	2	2	5	0	1	0	0	0	25	46	3.00	1.333										
<b>Lindy McDaniel, R</b> ERA: 1.84 (7, 1)	3.0	S	13	0	0	0	1	2	1	0	0	0	0	12	24	0.00	0.667										

**New York Yankees @ Washington Senators**  
**Robert F. Kennedy Memorial Stadium, Washington, DC**  
 Mon Sep 07 1970, 3:33 AM EDT  
 Att: 13,632 - Unknown - 84 F

AB	30
R	3
H	3
RBI	2
BB	8
SO	3
LOB	19





Batter	1	2	3	4	5	6	7	8	9	AB	R	H	RBI	BB	SO	LOB	TOP			
<b>Horace Clarke, S</b> OBP: 0.285, SLG: 0.309 (1, 4)										5	1	2	1	1	0	5	<b>New York Yankees @ Washington Senators</b> Robert F. Kennedy Memorial Stadium, Washington, DC Tue Sep 08 1970, 7:05 PM EDT Att. 4,628 - Unknown - 78 F <a href="http://livebaseballscorecards.com">livebaseballscorecards.com</a>			
<b>Thurman Munson, R</b> OBP: 0.381, SLG: 0.409 (1, 2)										5	1	2	0	0	0	5				
<b>Roy White, S</b> OBP: 0.394, SLG: 0.483 (1, 7)										4	2	3	3	1	0	1				
<b>Danny Cater, R</b> OBP: 0.337, SLG: 0.398 (8, 3)										5	0	2	2	0	0	2				
<b>John Ellis, R</b> OBP: 0.311, SLG: 0.417 <b>Jim Lyttle, L</b> OBP: 0.367, SLG: 0.443 (1, 3) (8, 9)										4	0	1	0	1	2	3				
<b>Ron Woods, R</b> OBP: 0.329, SLG: 0.374 (1, 8)										4	1	0	0	1	0	5				
<b>Ron Hansen, R</b> OBP: 0.440, SLG: 0.463 <b>Frank Baker, L</b> OBP: 0.362, SLG: 0.295 (9, PR) (9, 6)										4	1	3	0	1	0	2				
<b>Gene Michael, S</b> OBP: 0.300, SLG: 0.272 (1, 6) (9, 5)										5	0	1	0	0	0	4				
<b>Mel Stottlemyre, R</b> OBP: 0.318, SLG: 0.360 (1, 1)										4	1	2	1	0	0	2				
<b>Inning Stats</b>	R: 2 E: 0 K: 0 S: 5	H: 2 LOB: 1 BB: 1 P: 9	R: 0 E: 0 K: 0 S: 4	H: 2 LOB: 1 BB: 0 P: 4	R: 0 E: 0 K: 0 S: 5	H: 2 LOB: 2 BB: 1 P: 5	R: 4 E: 0 K: 0 S: 7	H: 4 LOB: 1 BB: 1 P: 11	R: 1 E: 0 K: 1 S: 6	H: 2 LOB: 2 BB: 1 P: 9	R: 0 E: 0 K: 0 S: 4	H: 1 LOB: 1 BB: 0 P: 4	R: 0 E: 0 K: 1 S: 5	H: 1 LOB: 0 BB: 0 P: 5	R: 0 E: 0 K: 0 S: 4	H: 1 LOB: 3 BB: 1 P: 8		1B: 11 2B: 3 3B: 2 HR: 0	SF: 0 SAC: 1 DP: 1 HBP: 0	WP: 1 PB: 0 SB: 0 CS: 1
<b>PITCHER</b>	IP WLS BF H R ER SO BB IBB HBP BLK WP HR S P ERA WHIP																			
<b>Jim Shellenback, L</b> ERA: 3.41 (1, 1)	3.1 L 18 8 4 4 0 0 1 0 0 0 0 0 0 0 10.80 2.700																			
<b>Bill Gogolewski, R</b> ERA: 3.95 (4, 1)	1.2 11 4 3 3 0 2 0 0 0 0 1 0 9 17 16.20 3.600																			
<b>Jackie Brown, R</b> ERA: 4.54 (6, 1)	2.0 9 2 0 0 1 1 0 0 0 0 0 0 10 14 0.00 1.500																			
<b>Jim Hannan, R</b> ERA: 3.41 (8, 1)	2.0 8 2 0 0 1 1 0 0 0 0 0 0 9 13 0.00 1.500																			
Batter	1	2	3	4	5	6	7	8	9	AB	R	H	RBI	BB	SO	LOB	BOTTOM			
<b>Ed Stroud, L</b> OBP: 0.347, SLG: 0.364 (1, 8)										4	2	3	2	0	0	1	<b>New York Yankees @ Washington Senators</b> Robert F. Kennedy Memorial Stadium, Washington, DC Tue Sep 08 1970, 7:05 PM EDT Att. 4,628 - Unknown - 78 F <a href="http://livebaseballscorecards.com">livebaseballscorecards.com</a>			
<b>Del Unser, L</b> OBP: 0.314, SLG: 0.322 (1, 9)										4	0	2	0	0	1	2				
<b>Frank Howard, R</b> OBP: 0.436, SLG: 0.571 (1, 7)										4	0	1	1	0	0	1				
<b>Mike Epstein, L</b> OBP: 0.356, SLG: 0.426 (1, 3)										4	0	1	0	0	0	2				
<b>Aurelio Rodriguez, R</b> OBP: 0.298, SLG: 0.420 (1, 5)										4	0	0	0	0	0	3				
<b>Ed Brinkman, R</b> OBP: 0.336, SLG: 0.309 (1, 6)										4	0	1	0	0	0	4				
<b>Jim French, L</b> OBP: 0.364, SLG: 0.271 (1, 2)										4	1	1	0	0	0	1				
<b>Tim Cullen, R</b> OBP: 0.305, SLG: 0.284 <b>Bernie Allen, L</b> OBP: 0.340, SLG: 0.373 (9, PH) (8, 1)										2	0	0	0	1	1	1				
<b>Jim Shellenback, L</b> OBP: 0.111, SLG: 0.115 (4, 1) <b>Tom Grieve, R</b> OBP: 0.311, SLG: 0.375 (5, PH) <b>Jackie Brown, R</b> OBP: 0.291, SLG: 0.299 (8, 1) <b>Lee Maye, L</b> OBP: 0.222, SLG: 0.402 (7, PH) <b>Jim Hannan, R</b> OBP: 0.184, SLG: 0.138 (8, 1) <b>Rick Reichardt, R</b> OBP: 0.186, SLG: 0.475 (9, PH)										1	0	0	0	0	0	0				
<b>Inning Stats</b>	R: 1 E: 0 K: 0 S: 6	H: 3 LOB: 2 BB: 0 P: 6	R: 0 E: 0 K: 0 S: 3	H: 0 LOB: 0 BB: 0 P: 3	R: 0 E: 0 K: 0 S: 3	H: 1 LOB: 1 BB: 0 P: 3	R: 0 E: 0 K: 0 S: 4	H: 1 LOB: 1 BB: 0 P: 4	R: 0 E: 1 K: 0 S: 4	H: 1 LOB: 1 BB: 0 P: 4	R: 2 E: 0 K: 2 S: 10	H: 3 LOB: 1 BB: 0 P: 10	R: 0 E: 0 K: 0 S: 3	H: 0 LOB: 0 BB: 0 P: 3	R: 0 E: 0 K: 0 S: 3	H: 0 LOB: 0 BB: 0 P: 3		1B: 8 2B: 0 3B: 0 HR: 1	SF: 0 SAC: 0 DP: 1 HBP: 0	WP: 0 PB: 0 SB: 0 CS: 1
<b>PITCHER</b>	IP WLS BF H R ER SO BB IBB HBP BLK WP HR S P ERA WHIP																			
<b>Mel Stottlemyre, R</b> ERA: 3.23 (1, 1)	9.0 W 36 9 3 3 3 1 0 0 0 0 0 1 41 45 3.00 1.111																			




















Batter	1	2	3	4	5	6	7	8	9	AB R H RBI BB SO LOB	TOP											
Ed Stroud, L (1.8) OBP: 0.342, SLG: 0.354										4 1 2 1 2 1 2	<p>Washington Senators @ Detroit Tigers</p> <p>Tiger Stadium, Detroit, MI</p> <p>Sun Sep 13 1970, 4:33 AM EDT</p> <p>Att: 7,168 - Unknown</p>											
Ed Brinkman, R (1.6) OBP: 0.331, SLG: 0.303										5 0 0 1 1 1 4												
Frank Howard, R (1.7) OBP: 0.434, SLG: 0.574										4 0 0 1 0 0 3												
Rick Reichardt, R (1.9) OBP: 0.349, SLG: 0.498										4 4 3 2 0 0 2												
Mike Epstein, L (1.3) OBP: 0.363, SLG: 0.451										4 2 2 0 1 0 0												
Aurelio Rodriguez, R (1.5) OBP: 0.300, SLG: 0.424										4 1 2 3 0 0 0												
Paul Casanova, R (1.2) Dick Billings, R (8.2)										4 0 1 0 0 3 4 1 0 0 0 0 0 2												
Tim Cullen, R (1.4) OBP: 0.307, SLG: 0.290										5 1 1 0 0 0 4												
Joe Coleman, R (1.1) OBP: 0.274, SLG: 0.148										4 1 2 2 1 1 1												
<b>Inning Stats</b>	R: 2 E: 0 K: 0 S: 4	H: 1 LOB: 0 BB: 1 P: 8	R: 0 E: 0 K: 0 S: 4	H: 1 LOB: 1 BB: 0 P: 4	R: 0 E: 0 K: 0 S: 3	H: 0 LOB: 0 BB: 0 P: 3	R: 5 E: 0 K: 1 S: 10	H: 5 LOB: 2 BB: 2 P: 18	R: 0 E: 0 K: 1 S: 5	H: 0 LOB: 0 BB: 0 P: 5		R: 0 E: 0 K: 1 S: 6	H: 1 LOB: 2 BB: 1 P: 10	R: 2 E: 0 K: 2 S: 9	H: 2 LOB: 1 BB: 1 P: 14	R: 1 E: 0 K: 0 S: 5	H: 2 LOB: 2 BB: 0 P: 6	R: 0 E: 0 K: 1 S: 6	H: 1 LOB: 1 BB: 0 P: 6	1B: 9 2B: 3 3B: 0 HR: 1	SF: 1 SAC: 0 DP: 0 HBP: 2	WP: 0 PB: 0 SB: 1 CS: 0
<b>PITCHER</b>	IP WLS BF H R ER SO BB IBB HBP BLK WP HR S P ERA WHIP											IP WLS BF H R ER SO BB IBB HBP BLK WP HR S P ERA WHIP										
Mike Kilkenny, L (1.1) ERA: 5.09	3.1 L 19 7 7 7 1 2 0 0 0 0 1 19 27 18.90 2.700																					
Norm McRae, R (4.1) ERA: 3.09	2.2 11 1 0 0 2 2 0 0 0 0 0 13 21 0.00 1.125																					
Daryl Patterson, R (7.1) ERA: 5.37	2.0 13 4 3 3 2 1 0 2 0 0 0 0 14 20 13.50 2.500																					
Fred Scherman, L (9.1) ERA: 3.12	1.0 4 1 0 0 1 0 0 0 0 0 0 0 6 6 0.00 1.000																					

Batter	1	2	3	4	5	6	7	8	9	AB R H RBI BB SO LOB	BOTTOM									
Dick McAuliffe, L (1.4) OBP: 0.363, SLG: 0.347										4 0 1 0 0 0 0	<p>Washington Senators @ Detroit Tigers</p> <p>Tiger Stadium, Detroit, MI</p> <p>Sun Sep 13 1970, 4:33 AM EDT</p> <p>Att: 7,168 - Unknown</p>									
Mickey Stanley, R (1.8) OBP: 0.312, SLG: 0.406										4 0 1 0 0 0 1										
Al Kaline, R (1.9) OBP: 0.375, SLG: 0.447										4 0 0 0 0 1 2										
Jim Northrup, L (1.7) OBP: 0.354, SLG: 0.484										3 0 0 0 0 1 1										
Norm Cash, L (1.3) OBP: 0.386, SLG: 0.448										3 0 1 0 0 1 0										
Don Wert, R (1.5) OBP: 0.312, SLG: 0.315										3 0 0 0 0 1 1										
Gene Lamont, L (1.2) OBP: 0.476, SLG: 0.722										3 0 0 0 0 1 1										
Ken Szotkiewicz, L (1.6) OBP: 0.220, SLG: 0.241										3 0 0 0 0 0 1										
Mike Kilkenny, R (1.1) Norm McRae, R (4.1) Kevin Collins, L (6.1) Daryl Patterson, L (7.1) Fred Scherman, L (9.1) Russ Nagelski, L (9.1)										1 0 0 0 0 1 0 0 0 0 0 0 0 0 1 0 0 0 0 0 1 0 0 0 0 0 0 0 0 0 0 0 0 0 0 1 0 0 0 0 0 0										
<b>Inning Stats</b>	R: 0 E: 0 K: 0 S: 4	H: 1 LOB: 1 BB: 0 P: 4	R: 0 E: 0 K: 1 S: 5	H: 0 LOB: 0 BB: 0 P: 5	R: 0 E: 0 K: 1 S: 5	H: 0 LOB: 0 BB: 0 P: 5	R: 0 E: 0 K: 2 S: 7	H: 0 LOB: 0 BB: 0 P: 7	R: 0 E: 0 K: 1 S: 5	H: 0 LOB: 0 BB: 0 P: 5		R: 0 E: 0 K: 1 S: 5	H: 0 LOB: 0 BB: 0 P: 5	R: 0 E: 0 K: 0 S: 4	H: 1 LOB: 1 BB: 0 P: 4	R: 0 E: 0 K: 0 S: 4	H: 1 LOB: 1 BB: 0 P: 4	1B: 3 2B: 0 3B: 0 HR: 0	SF: 0 SAC: 0 DP: 0 HBP: 0	WP: 0 PB: 0 SB: 0 CS: 0
<b>PITCHER</b>	IP WLS BF H R ER SO BB IBB HBP BLK WP HR S P ERA WHIP											IP WLS BF H R ER SO BB IBB HBP BLK WP HR S P ERA WHIP								
Joe Coleman, R (1.1) ERA: 3.44	9.0 W 30 3 0 0 7 0 0 0 0 0 0 44 44 0.00 0.333																			

AB 39  
R 10  
H 13  
RBI 10  
BB 5  
SO 6  
LOB 22



AB 30  
R 0  
H 3  
RBI 0  
BB 0  
SO 7  
LOB 7





Batter	1	2	3	4	5	6	7	8	9	AB	R	H	RBI	BB	SO	LOB	TOP										
<b>Don Buford, S</b> OBP: 0.393, SLG: 0.413 (1.7)	0-0 4-3		0-0 SF8	0-0 F6		4-0 BB			0-0 5-3	3	0	1	1	0	1		<b>Baltimore Orioles @ Washington Senators</b> Robert F. Kennedy Memorial Stadium, Washington, DC Tue Sep 15 1970, 7:05 PM EDT Att: 7,942 - Unknown <a href="http://livebaseballscorecards.com">livebaseballscorecards.com</a>										
<b>Mark Belanger, R</b> OBP: 0.291, SLG: 0.234 (1.6)	0-0 5-3		0-0 E6 2B	0-0 1B		0-0 6-3			0-0 L8	5	1	1	0	0	1												
<b>Boog Powell, L</b> OBP: 0.413, SLG: 0.562 (1.3)	0-0 F8		0-0 1B 2B	0-0 G3					0-3 K	5	2	2	2	0	1	2											
<b>Frank Robinson, R</b> OBP: 0.395, SLG: 0.511 (1.9)		0-0 6-3	0-0 1B 1B		0-3 K				0-0 F9	4	1	1	1	0	1	0											
<b>Merv Rettenmund, R</b> OBP: 0.390, SLG: 0.543 (1.8)		0-0 G6-4-3 1B	0-0 1B		4-0 CS BB				0-3 K	3	0	2	0	1	1	0											
<b>Brooks Robinson, R</b> OBP: 0.341, SLG: 0.435 (1.5)		0-0 G6-4-3 1-2	0-0 FC4-6 1B		0-0 1B				0-0 4-3	4	0	2	1	0	0	1											
<b>Davey Johnson, R</b> OBP: 0.367, SLG: 0.402 (1.4)			0-0 SH1-4 1B		0-0 F3				0-0 6-3	4	1	1	0	0	0	3											
<b>Andy Etchebarren, R</b> OBP: 0.323, SLG: 0.355 (1.2)			0-0 SF8 SH1-4 E 1B		4-0 1B BB				0-0 1-4-3	3	1	1	0	1	0	0											
<b>Dave McNally, R</b> OBP: 0.227, SLG: 0.224 (1.1)			0-0 SH1-4 1-2 2-3		0-3 K				0-3 F7 K	3	0	0	0	0	2	1											
<b>Inning Stats</b>	R: 0 E: 0 K: 0 S: 3	H: 0 LOB: 0 BB: 0 P: 3	R: 0 E: 0 K: 0 S: 3	H: 1 LOB: 0 BB: 0 P: 3	R: 5 E: 1 K: 0 S: 10	H: 6 LOB: 2 BB: 0 P: 10	R: 0 E: 0 K: 1 S: 6	H: 1 LOB: 2 BB: 1 P: 10	R: 0 E: 0 K: 1 S: 5	H: 0 LOB: 1 BB: 1 P: 7	R: 1 E: 0 K: 1 S: 6	H: 1 LOB: 0 BB: 0 P: 6	R: 0 E: 0 K: 1 S: 5	H: 0 LOB: 0 BB: 0 P: 5	R: 0 E: 0 K: 1 S: 5	H: 0 LOB: 0 BB: 0 P: 5	1B: 8 2B: 1 3B: 0 HR: 1	SF: 1 SAC: 1 DP: 1 HBP: 0	WP: 0 PB: 0 SB: 0 CS: 1	PA: 39							
<b>PITCHER</b>	IP	WLS	BF	H	R	ER	SO	BB	IBB	HBP	BLK	WP	HR	S	P	ERA	WHIP										
<b>Casey Cox, R</b> ERA: 4.56 (3.1)	2.2	L	13	5	5	1	0	0	0	0	0	0	0	13	13	3.38	1.875										
<b>Cisco Carrico, R</b> ERA: (3.1)	0.1		3	2	0	0	0	0	0	0	0	0	0	3	3	0.00	6.000										
<b>Jackie Brown, R</b> ERA: 5.04 (4.1)	2.0		9	2	0	0	2	2	0	0	0	0	0	11	19	0.00	2.000										
<b>Jim Hannan, R</b> ERA: 3.46 (6.1)	3.0		11	1	1	1	2	1	0	0	0	0	1	14	18	3.00	0.667										
<b>Denny Riddleberger, L</b> ERA: (9.1)	1.0		3	0	0	0	1	0	0	0	0	0	0	5	5	0.00	0.000										

Batter	1	2	3	4	5	6	7	8	9	AB	R	H	RBI	BB	SO	LOB	BOTTOM										
<b>Ed Brinkman, R</b> OBP: 0.330, SLG: 0.303 (1.6)	0-0 BB 1B		0-0 F2		0-0 F9			0-0 F7		4	1	1	0	0	0	1	<b>Baltimore Orioles @ Washington Senators</b> Robert F. Kennedy Memorial Stadium, Washington, DC Tue Sep 15 1970, 7:05 PM EDT Att: 7,942 - Unknown <a href="http://livebaseballscorecards.com">livebaseballscorecards.com</a>										
<b>Tom Grievs, R</b> OBP: 0.305, SLG: 0.357 (1.9)	4-0 1B BB		0-3 K		0-0 F8		0-0 5-3		0-0 K	3	0	0	0	1	1	1											
<b>Frank Howard, R</b> OBP: 0.433, SLG: 0.573 (1.7)	0-3 K		0-0 5-3		0-0 L4				0-0 2B	4	1	1	0	0	1	2											
<b>Rick Reichardt, R</b> OBP: 0.348, SLG: 0.494 (1.8)	0-0 F7		0-0 E8 1B		0-3 K				0-0 F3	4	0	1	0	0	1	3											
<b>Aurelio Rodriguez, R</b> OBP: 0.301, SLG: 0.427 (1.5)	0-0 1-3 2H 1B		0-0 F9		0-0 F4				0-0 2B	4	0	2	2	0	0	1											
<b>Mike Epstein, L</b> OBP: 0.382, SLG: 0.447 (1.3)		0-0 4-3		4-0 FC5-4 BB		0-0 1-3			0-0 F8	3	0	0	0	1	0	1											
<b>Paul Casanova, R</b> OBP: 0.250, SLG: 0.356 (1.2)		0-3 K		0-0 FC5-4 1-2		0-0 F8			0-0 F4	4	0	0	0	0	1	3											
<b>Tim Cullen, R</b> OBP: 0.304, SLG: 0.286 (1.4)		0-0 F8		0-0 6-3		0-0 F1			0-0 BB	3	0	0	0	0	0	0											
<b>Inning Stats</b>	R: 1 E: 0 K: 1 S: 6	H: 2 LOB: 2 BB: 1 P: 10	R: 0 E: 0 K: 1 S: 5	H: 0 LOB: 0 BB: 0 P: 5	R: 0 E: 0 K: 1 S: 5	H: 0 LOB: 0 BB: 0 P: 5	R: 0 E: 0 K: 1 S: 4	H: 1 LOB: 2 BB: 1 P: 8	R: 0 E: 0 K: 1 S: 5	H: 0 LOB: 0 BB: 0 P: 5	R: 0 E: 0 K: 1 S: 3	H: 0 LOB: 1 BB: 0 P: 3	R: 0 E: 0 K: 0 S: 3	H: 0 LOB: 1 BB: 1 P: 7	R: 0 E: 0 K: 0 S: 5	H: 2 LOB: 1 BB: 0 P: 5	1B: 3 2B: 2 3B: 0 HR: 0	SF: 0 SAC: 0 DP: 0 HBP: 0	WP: 0 PB: 0 SB: 0 CS: 0	PA: 34							
<b>PITCHER</b>	IP	WLS	BF	H	R	ER	SO	BB	IBB	HBP	BLK	WP	HR	S	P	ERA	WHIP										
<b>Dave McNally, L</b> ERA: 3.28 (1.1)	9.0	W	34	5	2	2	5	3	0	0	0	0	0	41	53	2.00	0.889										



Batter	1	2	3	4	5	6	7	8	9	AB	R	H	RBI	BB	SO	LOB	TOP					
<b>Don Buford, S</b> (1, 7) OBP: 0.397, SLG: 0.415										2	0	2	0	2	0	0	<b>Baltimore Orioles @ Washington Senators</b> Robert F. Kennedy Memorial Stadium, Washington, DC Wed Sep 16 1970, 7:05 PM EDT Att: 6,196 - Unknown					
<b>Mark Belanger, R</b> (1, 6) OBP: 0.290, SLG: 0.233										3	0	0	0	0	1	3						
<b>Curt Motton, R</b> (8, PH) OBP: 0.347, SLG: 0.403										1	0	0	0	0	0	1						
<b>Eddie Watt, R</b> (8, 1) OBP: 0.125, SLG: 0.125										0	0	0	0	0	0	0						
<b>Boog Powell, L</b> (1, 3) OBP: 0.411, SLG: 0.557											4	0	0	0	0	3						
<b>Frank Robinson, R</b> (1, 9) OBP: 0.394, SLG: 0.511											4	0	1	0	0	1						
<b>Paul Blair, R</b> (1, 8) OBP: 0.345, SLG: 0.424											3	0	0	0	1	0						
<b>Brooks Robinson, R</b> (1, 5) OBP: 0.341, SLG: 0.434											4	0	1	0	0	1						
<b>Mike Cuellar, L</b> (9, PR) OBP: 0.113, SLG: 0.163											0	0	0	0	0	0						
<b>Davey Johnson, R</b> (1, 4) OBP: 0.366, SLG: 0.400											3	0	0	0	1	2						
<b>Andy Etchebarren, R</b> (1, 2) OBP: 0.318, SLG: 0.350											3	0	0	0	0	1						
<b>Jim Palmer, R</b> (1, 1) OBP: 0.178, SLG: 0.190										2	0	0	0	0	1	0						
<b>Terry Crowley, L</b> (8, PH) OBP: 0.416, SLG: 0.424										0	0	0	0	0	0	0						
<b>Merv Rettenmund, R</b> (8, PH) OBP: 0.389, SLG: 0.541										1	0	0	0	0	0	0						
<b>Bobby Grich, R</b> (8, 6) OBP: 0.260, SLG: 0.257										0	0	0	0	0	0	0						
<b>Inning Stats</b>	R: 0 E: 0 K: 0 S: 3	H: 1 LOB: 0 BB: 0 P: 3	R: 0 E: 0 K: 0 S: 4	H: 1 LOB: 1 BB: 0 P: 4	R: 0 E: 0 K: 2 S: 7	H: 0 LOB: 1 BB: 1 P: 11	R: 0 E: 1 K: 1 S: 5	H: 0 LOB: 1 BB: 1 P: 9	R: 0 E: 0 K: 0 S: 3	H: 0 LOB: 0 BB: 0 P: 3	R: 0 E: 0 K: 0 S: 5	H: 0 LOB: 1 BB: 1 P: 9	R: 0 E: 0 K: 0 S: 3	H: 0 LOB: 1 BB: 1 P: 7	R: 0 E: 0 K: 0 S: 4	H: 1 LOB: 1 BB: 0 P: 4	R: 0 E: 0 K: 2 S: 8	H: 1 LOB: 1 BB: 0 P: 8	1B: 3 2B: 1 3B: 0 HR: 0	SF: 0 SAC: 0 DP: 1 HBP: 0	WP: 0 PB: 0 SB: 2 CS: 0	PA: 34
<b>PITCHER</b>	IP	WLS	BF	H	R	ER	SO	BB	IBB	HBP	BLK	WP	HR	S	P	ERA	WHIP					
<b>Bill Gogolewski, R</b> (1, 1) ERA: 2.45	7.0	W	26	2	0	0	4	4	0	0	0	0	0	30	46	0.00	0.857					
<b>Darold Knowles, L</b> (8, 1) ERA: 1.92	2.0	S	8	2	0	0	2	0	0	0	0	0	0	12	12	0.00	1.000					

Batter	1	2	3	4	5	6	7	8	9	AB	R	H	RBI	BB	SO	LOB	BOTTOM				
<b>Ed Stroud, L</b> (1, 8) OBP: 0.341, SLG: 0.358										4	1	1	0	0	0	1	<b>Baltimore Orioles @ Washington Senators</b> Robert F. Kennedy Memorial Stadium, Washington, DC Wed Sep 16 1970, 7:05 PM EDT Att: 6,196 - Unknown				
<b>Del Unser, L</b> (1, 9) OBP: 0.319, SLG: 0.321										3	0	1	1	0	0	1					
<b>Frank Howard, R</b> (1, 7) OBP: 0.433, SLG: 0.576										4	0	2	0	0	0	1					
<b>Wayne Comer, R</b> (9, 7) OBP: 0.320, SLG: 0.241										0	0	0	0	0	0	0					
<b>Mike Epstein, L</b> (1, 3) OBP: 0.359, SLG: 0.443										4	0	0	0	0	1	2					
<b>Aurelio Rodriguez, R</b> (1, 5) OBP: 0.301, SLG: 0.429										4	1	1	0	0	0	2					
<b>Ed Brinkman, R</b> (1, 6) OBP: 0.333, SLG: 0.305										2	0	2	1	1	0	0					
<b>Jim French, L</b> (1, 2) OBP: 0.359, SLG: 0.260										2	0	0	0	1	0	3					
<b>Tim Cullen, R</b> (1, 4) OBP: 0.304, SLG: 0.284										2	0	0	0	1	1	3					
<b>Bill Gogolewski, L</b> (1, 1) ERA: 2.77										2	0	0	0	0	1	0					
<b>Darold Knowles, L</b> (8, 1) ERA: 2.82										0	0	0	0	0	0	0					
<b>Inning Stats</b>	R: 0 E: 0 K: 0 S: 3	H: 1 LOB: 0 BB: 0 P: 3	R: 1 E: 0 K: 0 S: 5	H: 2 LOB: 1 BB: 0 P: 5	R: 1 E: 0 K: 1 S: 6	H: 1 LOB: 0 BB: 0 P: 6	R: 0 E: 0 K: 2 S: 8	H: 1 LOB: 2 BB: 1 P: 12	R: 0 E: 0 K: 0 S: 3	H: 0 LOB: 0 BB: 0 P: 3	R: 0 E: 0 K: 0 S: 4	H: 1 LOB: 1 BB: 1 P: 8	R: 0 E: 0 K: 0 S: 3	H: 0 LOB: 1 BB: 1 P: 7	R: 0 E: 0 K: 0 S: 3	H: 1 LOB: 0 BB: 0 P: 3	1B: 4 2B: 1 3B: 3 HR: 0	SF: 1 SAC: 1 DP: 2 HBP: 0	WP: 0 PB: 0 SB: 1 CS: 0	PA: 32	
<b>PITCHER</b>	IP	WLS	BF	H	R	ER	SO	BB	IBB	HBP	BLK	WP	HR	S	P	ERA	WHIP				
<b>Jim Palmer, R</b> (1, 1) ERA: 2.77	7.0	L	29	6	2	2	3	3	0	0	0	0	0	32	44	2.57	1.286				
<b>Eddie Watt, R</b> (8, 1) ERA: 2.82	1.0		3	1	0	0	0	0	0	0	0	0	0	3	3	0.00	1.000				



Batter	1	2	3	4	5	6	7	8	9	AB	R	H	RBI	BB	SO	LOB	TOP			
Don Buford, S OBP: 0.394, SLG: 0.412 (1, 7)	1-3			4-3		4-3			F8	4	0	0	0	0	0	3	<b>Baltimore Orioles @ Washington Senators</b> Robert F. Kennedy Memorial Stadium, Washington, DC Thu Sep 17 1970, 7:05 PM EDT Att: 7,393 - Unknown <a href="http://livebaseballscorecards.com">livebaseballscorecards.com</a>			
Paul Blair, R OBP: 0.345, SLG: 0.422 (1, 8)	3-1			4-3			G4-6-3 1B		G5-4-3	4	0	1	0	0	0	2				
Boog Powell, L OBP: 0.409, SLG: 0.554 (1, 3)	5-3			F9			G4-6-3 1-2			3	0	0	0	0	0	1				
Brooks Robinson, R OBP: 0.339, SLG: 0.432 (1, 5)		K			1-3					3	0	0	0	0	1	0				
Terry Crowley, L OBP: 0.414, SLG: 0.422 (1, 9)		F9				G5-4-3 1B			F8	3	0	1	0	0	0	0				
Davey Johnson, R OBP: 0.384, SLG: 0.398 (1, 4)		F9			G5-4-3 1-2				6-3	3	0	0	0	0	0	1				
Andy Etchebarren, R OBP: 0.314, SLG: 0.345 (1, 2)			K			K			6-3	3	0	0	0	0	2	0				
Mark Belanger, R OBP: 0.291, SLG: 0.234 (9, PH)			K						F8 1B	2	0	1	0	0	1	0				
Johnny Oates, L OBP: 1.000, SLG: 1.000 (9, PH)										1	0	1	0	0	0	0				
Mike Cuellar, L OBP: 0.111, SLG: 0.160 Curt Motton, R OBP: 0.355, SLG: 0.413 (9, PH)			L4			F6			G5-4-3 1-2 1B	2	0	0	0	0	0	1				
										1	0	1	0	0	0	0				
<b>Inning Stats</b>	R: 0 E: 0 K: 0 S: 3	H: 0 LOB: 0 BB: 0 P: 3	R: 0 E: 0 K: 1 S: 5	H: 0 LOB: 0 BB: 0 P: 5	R: 0 E: 0 K: 2 S: 7	H: 0 LOB: 0 BB: 0 P: 7	R: 0 E: 0 K: 0 S: 3	H: 0 LOB: 0 BB: 0 P: 3	R: 0 E: 0 K: 0 S: 6	H: 1 LOB: 0 BB: 0 P: 6	R: 0 E: 0 K: 0 S: 3	H: 1 LOB: 0 BB: 0 P: 3	R: 0 E: 0 K: 0 S: 3	H: 0 LOB: 0 BB: 0 P: 3	R: 0 E: 0 K: 0 S: 4	H: 2 LOB: 1 BB: 0 P: 4	1B: 5 2B: 0 3B: 0 HR: 0	SF: 0 SAC: 0 DP: 3 HBP: 0	WP: 0 PB: 0 SB: 0 CS: 0	PA: 29
<b>PITCHER</b> Dick Bosman, R ERA: 2.92 (1, 1)	IP: 9.0 WLS: W BF: 29 H: 5 R: 0 ER: 0 SO: 4 BB: 0 IBB: 0 HBP: 0 BLK: 0 WP: 0 HR: 0 S: 37 P: 37 ERA: 0.00 WHIP: 0.556																			

Batter	1	2	3	4	5	6	7	8	9	AB	R	H	RBI	BB	SO	LOB	BOTTOM			
Ed Brinkman, R OBP: 0.331, SLG: 0.303 (1, 6)	L6		F8		6-3			F4		4	0	0	0	0	0	0	<b>Baltimore Orioles @ Washington Senators</b> Robert F. Kennedy Memorial Stadium, Washington, DC Thu Sep 17 1970, 7:05 PM EDT Att: 7,393 - Unknown <a href="http://livebaseballscorecards.com">livebaseballscorecards.com</a>			
Tom Grievie, R OBP: 0.293, SLG: 0.341 (1, 9)	K		5-3			K		F6		4	0	0	0	0	2	0				
Frank Howard, R OBP: 0.431, SLG: 0.573 (1, 7)	F9		F7			5-3				3	0	0	0	0	0	0				
Rick Reichardt, R OBP: 0.347, SLG: 0.492 (1, 8)		1B 1B		K		3-1				3	1	1	0	0	1	0				
Aurelio Rodriguez, R OBP: 0.302, SLG: 0.432 (1, 5)		F8		F9 2B				1B		3	0	2	0	0	0	1				
Mike Epstein, L OBP: 0.359, SLG: 0.442 (1, 3)		1B 1B		F9 2-3		F6				3	1	1	0	0	0	2				
Paul Casanova, R OBP: 0.248, SLG: 0.353 (1, 2)		K		1-3		F8				3	0	0	0	0	1	4				
Tim Cullen, R OBP: 0.304, SLG: 0.285 (1, 4)					F5			F8		3	0	1	2	0	0	1				
Dick Bosman, R OBP: 0.147, SLG: 0.135 (1, 1)		F6			5-3			6-3		3	0	0	0	0	0	1				
<b>Inning Stats</b>	R: 0 E: 0 K: 1 S: 5	H: 3 LOB: 1 BB: 0 P: 5	R: 2 E: 0 K: 1 S: 8	H: 3 LOB: 0 BB: 0 P: 8	R: 0 E: 0 K: 0 S: 3	H: 0 LOB: 0 BB: 0 P: 3	R: 0 E: 0 K: 1 S: 6	H: 1 LOB: 1 BB: 0 P: 6	R: 0 E: 0 K: 0 S: 3	H: 0 LOB: 0 BB: 0 P: 3	R: 0 E: 0 K: 0 S: 5	H: 0 LOB: 0 BB: 0 P: 5	R: 0 E: 0 K: 0 S: 4	H: 1 LOB: 1 BB: 0 P: 4	R: 0 E: 0 K: 0 S: 3	H: 0 LOB: 0 BB: 0 P: 3	1B: 4 2B: 1 3B: 0 HR: 0	SF: 0 SAC: 0 DP: 0 HBP: 0	WP: 0 PB: 0 SB: 0 CS: 0	PA: 29
<b>PITCHER</b> Mike Cuellar, L ERA: 3.53 (1, 1)	IP: 8.0 WLS: L BF: 29 H: 5 R: 2 ER: 2 SO: 4 BB: 0 IBB: 0 HBP: 0 BLK: 0 WP: 0 HR: 0 S: 37 P: 37 ERA: 2.25 WHIP: 0.625																			



Batter	1	2	3	4	5	6	7	8	9	AB	R	H	RBI	BB	SO	LOB	TOP											
<b>Ed Brinkman, R</b> OBP: 0.332, SLG: 0.303 (1, 6)	4-0 BB		0-0 1B		0-0 L7		0-0 F7		0-0 FC6-4 1B	4	0	1	0	1	0	1	<b>Washington Senators @ Boston Red Sox</b> Fenway Park, Boston, MA Sat Sep 19 1970, 3:33 AM EDT Att: 17,285 - Unknown <a href="http://livebaseballscorecards.com">livebaseballscorecards.com</a>											
<b>Tom Grievs, R</b> OBP: 0.301, SLG: 0.352 <b>Dick Billings, R</b> OBP: 0.200, SLG: 0.200 (1, 9) (8, 2)	0-3 K		0-3 K		4-0 FC6-4 BB		0-0 2B	0-0 2B	0-0 1B	3	1	1	0	1	2	2												
<b>Frank Howard, R</b> OBP: 0.428, SLG: 0.568 (1, 7)	0-3 K		0-3 K		0-3 K		0-3 K		0-3 K	5	0	0	0	0	5	6												
<b>Rick Reichardt, R</b> OBP: 0.346, SLG: 0.492 (1, 8) (8, 9)	0-0 F4		0-3 K		0-0 FC6-4		0-0 1B		0-0 2B	4	1	1	1	0	1	3												
<b>Aurelio Rodriguez, R</b> OBP: 0.302, SLG: 0.432 (1, 5)		0-3 K		0-0 E 2B		0-0 F8		0-0 6-3		4	1	1	0	0	1	1												
<b>Mike Epstein, L</b> OBP: 0.380, SLG: 0.443 (1, 3)	0-0 1B		0-0 E5 2H		0-0 G3		0-0 2H	0-0 1B		4	0	2	1	0	0	0												
<b>Paul Casanova, R</b> OBP: 0.305, SLG: 0.349 <b>Ed Stroud, L</b> OBP: 0.340, SLG: 0.357 (8, PH) (8, 8)	0-3 K		0-0 F4		0-0 F4		0-0 F4		0-3 K	3	0	0	0	0	1	2												
<b>Tim Cullen, R</b> OBP: 0.305, SLG: 0.285 <b>Denny Riddleberger, R</b> OBP: 0.351, SLG: 0.321 (1, 4) (7, 1) (9, PH)	0-0 1B		0-0 F8		0-0 F8		0-0 F8		4-0 FC6-4 BB	3	0	1	0	0	0	1												
<b>Joe Coleman, R</b> OBP: 0.270, SLG: 0.145 <b>Jackie Brown, R</b> OBP: 0.200, SLG: 0.200 <b>Greg Gosselin, R</b> OBP: 0.280, SLG: 0.380 <b>Cisco Carlos, R</b> OBP: 0.200, SLG: 0.133 (1, 1) (3, 1) (4, PH) (4, 1) (7, PH) (7, 4)	0-3 K		0-0 5-3		0-3 K		0-0 K		0-0 F8	1	0	0	0	0	1	2												
<b>Inning Stats</b>	R: 0 E: 0 K: 2 S: 7	H: 0 LOB: 1 BB: 1 P: 11	R: 0 E: 0 K: 3 S: 11	H: 2 LOB: 2 BB: 0 P: 11	R: 0 E: 0 K: 3 S: 10	H: 1 LOB: 1 BB: 0 P: 10	R: 1 E: 1 K: 0 S: 5	H: 1 LOB: 3 BB: 0 P: 5	R: 0 E: 0 K: 1 S: 5	H: 0 LOB: 1 BB: 1 P: 9	R: 0 E: 0 K: 0 S: 3	H: 0 LOB: 0 BB: 0 P: 3	R: 0 E: 0 K: 1 S: 5	H: 0 LOB: 0 BB: 0 P: 5	R: 2 E: 0 K: 2 S: 10	H: 3 LOB: 1 BB: 0 P: 10		R: 0 E: 0 K: 1 S: 6	H: 1 LOB: 2 BB: 1 P: 10	1B: 5 2B: 3 3B: 0 HR: 0	SF: 0 SAC: 0 DP: 0 HBP: 0	WP: 0 PB: 0 SB: 0 CS: 0	PA: 39					
<b>PITCHER</b>	IP	WLS	BF	H	R	ER	SO	BB	IBB	HBP	BLK	WP	HR	S	P	ERA		WHIP										
<b>Ken Brett, L</b> ERA: 4.11 <b>Gary Wagner, R</b> ERA: 3.18	(1, 1) (8, 1)	7.2 S	33 6	7 1	3 0	2 0	11 2	2 1	0 0	0 0	0 0	0 0	0 0	53 9	61 13	2.35 0.00		1.174 1.500										


Batter	1	2	3	4	5	6	7	8	9	AB	R	H	RBI	BB	SO	LOB	BOTTOM											
<b>Mike Andrews, R</b> OBP: 0.343, SLG: 0.396 (1, 4)	0-0 1B 2B		0-0 5-3		4-0 BB BB BB		0-0 5-3		0-0 5-3	3	1	1	0	1	0	1	<b>Washington Senators @ Boston Red Sox</b> Fenway Park, Boston, MA Sat Sep 19 1970, 3:33 AM EDT Att: 17,285 - Unknown <a href="http://livebaseballscorecards.com">livebaseballscorecards.com</a>											
<b>Reggie Smith, S</b> OBP: 0.370, SLG: 0.514 (1, 8)	4-0 1B SF9 BB		0-0 4-3		0-0 F7		0-0 3-1		0-0 3-1	3	1	0	0	1	0	3												
<b>Carl Yastrzemski, L</b> OBP: 0.490, SLG: 0.595 <b>Don Pavletich, R</b> OBP: 0.260, SLG: 0.194 (1, 3) (7, 3)	0-0 1B		4-0 WP IBB		4-0 1B 2B		0-0 F8		0-0 F8	1	0	1	1	2	0	0												
<b>Tony Conigliaro, R</b> OBP: 0.322, SLG: 0.474 (1, 9)	0-0 F5		0-0 F9		4-0 FC5-4 BB		0-3 K		0-0 K	3	0	0	1	1	1	3												
<b>Rico Petrocelli, R</b> OBP: 0.324, SLG: 0.452 (1, 6)	0-0 SF9		0-0 L8		0-0 FC5-4		0-0 5-3		0-0 5-3	3	0	0	1	0	0	3												
<b>George Scott, R</b> OBP: 0.357, SLG: 0.463 (1, 5)	0-3 K		0-0 CS 1B		0-0 6-3		0-0 HR		0-0 HR	4	1	2	1	0	1	1												
<b>Billy Conigliaro, R</b> OBP: 0.343, SLG: 0.464 (1, 7)		0-0 1B 2B		0-0 G3		0-0 F9		0-3 K		4	1	1	0	0	1	1												
<b>Bob Montgomery, R</b> OBP: 0.240, SLG: 0.267 (1, 2)		0-0 2B 1B		4-0 BB SH1-4 BB BB		0-0 5-3		0-0 F8		3	2	1	1	1	0	0												
<b>Ken Brett, L</b> OBP: 0.308, SLG: 0.444 <b>Gary Wagner, R</b> OBP: 0.167, SLG: 0.167 (1, 1) (8, 1)		0-0 4-3 WP 2B		0-0 SH1-4		0-0 L7		0-3 K		2	1	1	1	0	0	0												
<b>Inning Stats</b>	R: 2 E: 0 K: 1 S: 7	H: 2 LOB: 1 BB: 1 P: 11	R: 3 E: 0 K: 0 S: 6	H: 3 LOB: 1 BB: 1 P: 10	R: 0 E: 0 K: 0 S: 3	H: 1 LOB: 0 BB: 0 P: 3	R: 1 E: 0 K: 0 S: 3	H: 0 LOB: 3 BB: 4 P: 19	R: 0 E: 0 K: 0 S: 3	H: 0 LOB: 0 BB: 0 P: 3	R: 0 E: 0 K: 1 S: 5	H: 0 LOB: 0 BB: 0 P: 5	R: 0 E: 0 K: 1 S: 5	H: 0 LOB: 0 BB: 0 P: 5	R: 1 E: 0 K: 2 S: 8	H: 1 LOB: 0 BB: 0 P: 8		R: 0 E: 0 K: 2 S: 8	H: 1 LOB: 0 BB: 0 P: 8	1B: 3 2B: 3 3B: 0 HR: 1	SF: 1 SAC: 1 DP: 0 HBP: 0	WP: 1 PB: 0 SB: 0 CS: 1	PA: 36					
<b>PITCHER</b>	IP	WLS	BF	H	R	ER	SO	BB	IBB	HBP	BLK	WP	HR	S	P	ERA		WHIP										
<b>Joe Coleman, R</b> ERA: 3.63 <b>Jackie Brown, R</b> ERA: 4.93 <b>Cisco Carlos, R</b> ERA: 2.7 <b>Denny Riddleberger, L</b> ERA: 3.0	(1, 1) (3, 1) (4, 1) (7, 1)	2.0 1.0 3.0 2.0	L 3 13 7	13 1 0 1	5 0 1 1	5 0 1 1	5 0 1 3	1 0 4 0	0 0 0 0	0 0 0 0	0 0 0 0	0 0 0 0	0 0 9 1	13 25 13	3 3 3 13	22.50 0.00 3.00 4.50		3.000 1.000 1.333 0.500										



Batter	1	2	3	4	5	6	7	8	9	AB	R	H	RBI	BB	SO	LOB	TOP			
Ed Stroud, L OBP: 0.339, SLG: 0.355 (1, 8)	4-3		2B FC6 1B		F5		F9		F8	5	1	1	0	0	0	1				
Del Unser, L OBP: 0.319, SLG: 0.322 (1, 9)	E3		FC6 1B 2B		F7		4-3		F8	5	1	1	0	0	0	1				
Frank Howard, R OBP: 0.427, SLG: 0.564 (1, 7)	5-3		FC6 1B						4-3	3	1	0	1	1	0	2				
Mike Epstein, L OBP: 0.363, SLG: 0.443 (1, 3)			2-3 3-H 1B		F5				1B BB	2	0	1	1	2	0	1				
Aurelio Rodriguez, R OBP: 0.303, SLG: 0.433 (1, 5)	L9		1-3 2-H 1B						1B	4	0	2	1	0	0	2				
Ed Brinkman, R OBP: 0.331, SLG: 0.301 (1, 6)		L4	F8						K	3	0	0	0	1	1	3				
Jim French, L OBP: 0.356, SLG: 0.255 (1, 2)	L7			CS BB					F9	3	0	0	0	1	0	3				
Davey Nelson, R OBP: 0.208, SLG: 0.156 (1, 4)	6-3			F9						4	0	1	0	0	0	2				
Jim Hannan, R Casey Cox, R Bernie Allen, R Joe Grzenda, R Jackie Brown, R Dick Billings, R (1, 1) (4, 1) (7, PH) (7, 1) (7, 1) (6, PH)			4-3-4	4-3					6-3	2	0	0	0	0	0	0				
<b>Inning Stats</b>	R: 0 E: 1 K: 0 S: 4	H: 0 LOB: 2 BB: 1 P: 8	R: 0 E: 0 K: 0 S: 3	H: 0 LOB: 0 BB: 0 P: 3	R: 3 E: 0 K: 0 S: 7	H: 4 LOB: 1 BB: 0 P: 7	R: 0 E: 0 K: 0 S: 2	H: 0 LOB: 1 BB: 1 P: 6	R: 0 E: 0 K: 0 S: 3	H: 0 LOB: 1 BB: 1 P: 7	R: 0 E: 0 K: 0 S: 3	H: 0 LOB: 0 BB: 0 P: 3	R: 0 E: 0 K: 1 S: 6	H: 1 LOB: 2 BB: 1 P: 10	R: 0 E: 0 K: 0 S: 4	H: 1 LOB: 1 BB: 0 P: 4	1B: 4 2B: 2 3B: 0 HR: 0	SF: 0 SAC: 0 DP: 0 HBP: 0	WP: 0 PB: 0 SB: 0 CS: 1	PA: 38
<b>PITCHER</b> Mike Nagy, R ERA: 4.48 (1, 1)	IP: 9.0 WLS: W BF: 38 H: 6 R: 3 ER: 3 SO: 1 BB: 5 IBB: 0 HBP: 0 BLK: 0 WP: 0 HR: 0 S: 35 P: 55 ERA: 3.00 WHIP: 1.222															<b>PITCHER</b>				

Washington Senators @ Boston Red Sox  
Fenway Park, Boston, MA  
Sat Sep 19 1970, 7:05 PM EDT  
Att: 14,868 - Unknown


AB 33  
R 3  
H 6  
RBI 3  
BB 5  
SO 1  
LOB 16



Batter	1	2	3	4	5	6	7	8	9	AB	R	H	RBI	BB	SO	LOB	BOTTOM			
Mike Andrews, R OBP: 0.347, SLG: 0.400 (1, 4)	5-3		FC4 1B	FC4-6 BB		2B				3	0	2	1	2	0	0				
Reggie Smith, S OBP: 0.387, SLG: 0.510 (1, 8)	F8		SF9	FC4-6		F7			K	4	0	0	1	0	1	4				
Carl Yastrzemski, L Luis Alvarado, R (1, 3) (6, 6)	4-3		F5		FC6-4 BB				K WP 1B	3	0	0	0	1	1	2				
Tony Conigliaro, R Joe Lathoud, L (1, 9) (8, 9)		F7	FC4		FC6-4 SF8				F4	4	2	1	1	0	0	3				
Rico Petrocelli, R Don Pavletich, R (1, 6) (8, 3)		5-3 BB		1B HR BB	SF8				K 1B 2B	1	2	1	1	2	0	0				
George Scott, R OBP: 0.357, SLG: 0.463 (1, 5)	5-3			HR 1B	F4				E5 1B 2B	5	2	2	1	0	0	2				
Billy Conigliaro, R OBP: 0.347, SLG: 0.474 (1, 7)	K					6-3 2B BB			1-2 2-H 1B	3	3	2	4	1	1	1				
Tom Satriano, L OBP: 0.326, SLG: 0.358 (1, 2)			1B E SF9 BB		G6-4-3 1B				K	3	1	1	0	1	1	3				
Mike Nagy, R OBP: 0.262, SLG: 0.333 (1, 1)			E5 SF9 1B	G6-4-3		6-3			1-2 2-H 2B	4	0	1	2	0	0	3				
<b>Inning Stats</b>	R: 0 E: 0 K: 0 S: 3	H: 0 LOB: 0 BB: 0 P: 3	R: 0 E: 0 K: 1 S: 5	H: 0 LOB: 1 BB: 1 P: 9	R: 1 E: 1 K: 0 S: 5	H: 1 LOB: 2 BB: 1 P: 9	R: 3 E: 0 K: 0 S: 5	H: 3 LOB: 1 BB: 2 P: 13	R: 1 E: 0 K: 0 S: 3	H: 0 LOB: 0 BB: 1 P: 7	R: 1 E: 0 K: 0 S: 4	H: 1 LOB: 1 BB: 1 P: 8	R: 4 E: 1 K: 3 S: 14	H: 4 LOB: 2 BB: 1 P: 18	R: 1 E: 1 K: 1 S: 6	H: 1 LOB: 1 BB: 0 P: 6	1B: 5 2B: 3 3B: 0 HR: 2	SF: 2 SAC: 0 DP: 1 HBP: 0	WP: 1 PB: 0 SB: 1 CS: 0	PA: 42
<b>PITCHER</b> Jim Hannan, R Casey Cox, R Joe Grzenda, L Jackie Brown, R (1, 1) (4, 1) (7, 1) (7, 1)	IP: 3.0 WLS: L BF: 16 H: 3 R: 4 ER: 3 SO: 1 BB: 3 IBB: 0 HBP: 0 BLK: 0 WP: 0 HR: 1 S: 15 P: 27 ERA: 9.00 WHIP: 2.000															<b>PITCHER</b>				

Washington Senators @ Boston Red Sox  
Fenway Park, Boston, MA  
Sat Sep 19 1970, 7:05 PM EDT  
Att: 14,868 - Unknown

AB 33  
R 11  
H 10  
RBI 11  
BB 7  
SO 5  
LOB 20





Batter	1	2	3	4	5	6	7	8	9	AB	R	H	RBI	BB	SO	LOB	TOP			
<b>Ed Stroud, L</b> OBP: 0.335, SLG: 0.350 (1.8)	1-3		E5 1-3 1B		F2		F9		F7	5	0	0	0	0	0	0				
<b>Del Unser, L</b> OBP: 0.321, SLG: 0.324 (1.9)	G3		1-3 1B		BB 1B		4-3			4	1	2	0	0	0	0				
<b>Frank Howard, R</b> OBP: 0.424, SLG: 0.560 (1.7)	F4		1-3		F6		L7			4	0	0	0	0	0	3				
<b>Mike Epstein, L</b> OBP: 0.366, SLG: 0.442 (1.3)										1	0	0	0	2	1	0				
<b>Aurelio Rodriguez, R</b> OBP: 0.303, SLG: 0.432 (1.5)										4	0	1	1	0	1	4				
<b>Ed Brinkman, R</b> OBP: 0.332, SLG: 0.304 (1.6)										4	0	2	0	0	1	2				
<b>Jim French, L</b> OBP: 0.356, SLG: 0.252 (1.2)										2	0	0	0	1	1	0				
<b>Rick Reichardt, R</b> OBP: 0.345, SLG: 0.490 (8. PH)										1	0	0	0	0	1	1				
<b>Horacio Pina, R</b> OBP: 0.346, SLG: 0.371 (9. PH)										0	0	0	0	0	0	0				
<b>Tim Cullen, R</b> OBP: 0.305, SLG: 0.283 (1.4)										2	0	0	0	0	1	2				
<b>Bernie Allen, L</b> OBP: 0.346, SLG: 0.371 (9. PH)										1	0	0	0	0	1	0				
<b>Jim Shellenback, L</b> OBP: 0.100, SLG: 0.103 (1.1)										3	0	0	0	0	0	1				
<b>Paul Casanova, R</b> OBP: 0.245, SLG: 0.349 (8.2)										0	0	0	0	0	0	0				
<b>Davey Nelson, R</b> OBP: 0.205, SLG: 0.154 (9. PH)										1	0	0	0	0	0	0				
<b>Inning Stats</b>	R: 0 E: 0 K: 0 S: 3	H: 0 LOB: 0 BB: 0 P: 3	R: 0 E: 0 K: 2 S: 7	H: 1 LOB: 2 BB: 1 P: 12	R: 0 E: 1 K: 0 S: 5	H: 1 LOB: 3 BB: 1 P: 9	R: 0 E: 0 K: 2 S: 7	H: 0 LOB: 1 BB: 0 P: 8	R: 1 E: 0 K: 0 S: 5	H: 2 LOB: 2 BB: 1 P: 9	R: 0 E: 0 K: 0 S: 3	H: 0 LOB: 0 BB: 0 P: 3	R: 0 E: 0 K: 0 S: 3	H: 0 LOB: 1 BB: 0 P: 8	R: 0 E: 0 K: 1 S: 5	H: 0 LOB: 0 BB: 0 P: 5	1B: 4 2B: 2 3B: 0 HR: 0	SF: 0 SAC: 0 DP: 1 HBP: 2	WP: 0 PB: 0 SB: 0 CS: 1	PA: 37
<b>PITCHER</b> <b>Ray Culp, R</b> ERA: 3.12 (1.1)	IP: 9.0 WLS: W BF: 37 H: 5 R: 1 ER: 1 SO: 7 BB: 2 IBB: 1 HBP: 2 BLK: 0 WP: 0 HR: 0 S: 46 P: 60 ERA: 1.00 WHIP: 0.778																			

Washington Senators @ Boston Red Sox  
Fenway Park, Boston, MA  
Sun Sep 20 1970, 3:33 AM EDT  
Att: 21,275 - Unknown

AB 32  
R 1  
H 5  
RBI 1  
BB 3  
SO 7  
LOB 13



Batter	1	2	3	4	5	6	7	8	9	AB	R	H	RBI	BB	SO	LOB	BOTTOM			
<b>Mike Andrews, R</b> OBP: 0.347, SLG: 0.399 (1.4)	FC5-4 1B			F8		5-3				3	0	1	0	0	0	0				
<b>Reggie Smith, S</b> OBP: 0.387, SLG: 0.509 (1.8)	FC5-4 1-2 G4-6-3			3-1						3	1	1	0	0	0	1				
<b>Carl Yastrzemski, L</b> OBP: 0.447, SLG: 0.588 (1.3)	G4-6-3 1-2			K						3	0	0	0	0	1	2				
<b>Tony Conigliaro, R</b> OBP: 0.322, SLG: 0.483 (1.9)										3	1	1	1	0	0	1				
<b>Rico Petrocelli, R</b> OBP: 0.327, SLG: 0.459 (1.6)										3	1	1	2	0	0	0				
<b>George Scott, R</b> OBP: 0.357, SLG: 0.462 (1.5)										3	0	1	0	0	0	0				
<b>Billy Conigliaro, R</b> OBP: 0.345, SLG: 0.470 (1.7)										3	0	0	0	0	1	1				
<b>Bob Montgomery, R</b> OBP: 0.245, SLG: 0.271 (1.2)										3	0	1	0	0	1	0				
<b>Ray Culp, R</b> OBP: 0.156, SLG: 0.140 (1.1)										3	0	0	0	0	1	1				
<b>Inning Stats</b>	R: 0 E: 0 K: 0 S: 3	H: 1 LOB: 0 BB: 0 P: 3	R: 0 E: 0 K: 0 S: 3	H: 0 LOB: 0 BB: 0 P: 3	R: 0 E: 0 K: 1 S: 5	H: 1 LOB: 0 BB: 0 P: 3	R: 0 E: 0 K: 1 S: 5	H: 0 LOB: 0 BB: 0 P: 5	R: 1 E: 0 K: 1 S: 6	H: 2 LOB: 1 BB: 0 P: 6	R: 0 E: 0 K: 0 S: 3	H: 0 LOB: 0 BB: 0 P: 3	R: 2 E: 0 K: 0 S: 5	H: 2 LOB: 0 BB: 0 P: 5	R: 0 E: 0 K: 2 S: 7	H: 0 LOB: 0 BB: 0 P: 7	1B: 4 2B: 1 3B: 0 HR: 2	SF: 0 SAC: 0 DP: 3 HBP: 0	WP: 0 PB: 0 SB: 0 CS: 1	PA: 27
<b>PITCHER</b> <b>Jim Shellenback, L</b> ERA: 3.62 (1.1)	IP: 7.0 WLS: L BF: 24 H: 6 R: 3 ER: 3 SO: 2 BB: 0 IBB: 0 HBP: 0 BLK: 0 WP: 0 HR: 2 S: 28 P: 28 ERA: 3.86 WHIP: 0.857																			
<b>Horacio Pina, R</b> ERA: 2.27 (8.1)	IP: 1.0 WLS: 3 BF: 0 H: 0 R: 0 ER: 0 SO: 2 BB: 0 IBB: 0 HBP: 0 BLK: 0 WP: 0 HR: 0 S: 7 P: 7 ERA: 0.00 WHIP: 0.000																			

Washington Senators @ Boston Red Sox  
Fenway Park, Boston, MA  
Sun Sep 20 1970, 3:33 AM EDT  
Att: 21,275 - Unknown

AB 27  
R 3  
H 6  
RBI 3  
BB 0  
SO 4  
LOB 6

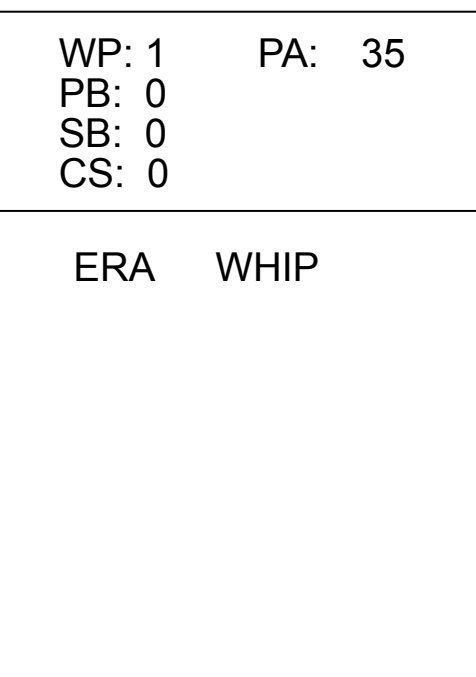




Batter	1	2	3	4	5	6	7	8	9	AB	R	H	RBI	BB	SO	LOB	TOP			
Davey Nelson, R OBP: 0.208, SLG: 0.159 (1, 4)										4	0	1	0	0	0	2				
Ed Brinkman, R OBP: 0.332, SLG: 0.304 (1, 6)										4	1	1	0	0	0	2				
Frank Howard, R OBP: 0.424, SLG: 0.561 (1, 9)										4	0	2	0	0	0	0				
Rick Reichardt, R OBP: 0.344, SLG: 0.486 (1, 8)										4	0	1	1	0	1	2				
Aurelio Rodriguez, R OBP: 0.303, SLG: 0.430 (1, 5)										4	0	1	0	0	0	4				
Mike Epstein, L OBP: 0.386, SLG: 0.447 (1, 3)										4	1	1	1	0	3	3				
Tom Grieve, R OBP: 0.290, SLG: 0.337 (1, 7)										4	0	0	0	0	2	3				
Paul Casanova, R OBP: 0.246, SLG: 0.348 (1, 2)										4	0	1	0	0	0	0				
Bill Gogolewski, L (1, 1)										0	0	0	0	0	0	0				
Greg Goossen, R OBP: 0.372, SLG: 0.389 (5, PH)										1	0	1	0	0	0	0				
Joe Grzenda, R (5, 1)										0	0	0	0	0	0	0				
Dick Billings, R OBP: 0.143, SLG: 0.143 (7, PH)										1	0	0	0	0	0	0				
Denny Riddleberger, R (7, 1)										0	0	0	0	0	0	0				
<b>Inning Stats</b>	R: 0 E: 0 K: 0 S: 3	H: 1 LOB: 0 BB: 0 P: 3	R: 0 E: 0 K: 2 S: 8	H: 1 LOB: 1 BB: 0 P: 8	R: 0 E: 0 K: 0 S: 4	H: 1 LOB: 0 BB: 0 P: 4	R: 0 E: 0 K: 0 S: 3	H: 1 LOB: 0 BB: 0 P: 3	R: 1 E: 0 K: 1 S: 7	H: 2 LOB: 1 BB: 0 P: 7	R: 0 E: 0 K: 0 S: 3	H: 0 LOB: 0 BB: 0 P: 3	R: 0 E: 0 K: 0 S: 4	H: 1 LOB: 1 BB: 0 P: 4	R: 0 E: 0 K: 2 S: 7	H: 0 LOB: 0 BB: 0 P: 7	1B: 7 2B: 1 3B: 0 HR: 1	SF: 0 SAC: 1 DP: 2 HBP: 0	WP: 1 PB: 0 CS: 0	PA: 35
<b>PITCHER</b> Fritz Peterson, L ERA: 2.96 (1, 1)	IP: 9.0 WLS: W BF: 35 H: 9 R: 2 ER: 2 SO: 6 BB: 0 IBB: 0 HBP: 0 BLK: 0 WP: 1 HR: 1 S: 47 P: 47 ERA: 2.00 WHIP: 1.000																			

Washington Senators @ New York Yankees  
Yankee Stadium, Bronx, NY  
Mon Sep 21 1970, 7:05 PM EDT  
Att. 4,749 - Unknown - 78 F

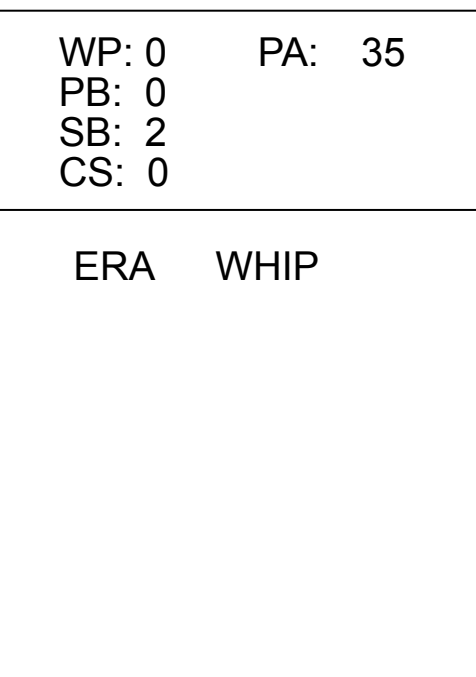
AB	34
R	2
H	9
RBI	2
BB	0
SO	6
LOB	16



Batter	1	2	3	4	5	6	7	8	9	AB	R	H	RBI	BB	SO	LOB	BOTTOM			
Horace Clarke, S OBP: 0.287, SLG: 0.310 (1, 4)										4	0	0	0	0	0	1				
Thurman Munson, R OBP: 0.391, SLG: 0.423 (1, 2)										2	2	1	0	2	1	0				
Roy White, S OBP: 0.393, SLG: 0.480 (1, 7)										3	2	1	0	1	0	3				
Bobby Murcer, L OBP: 0.341, SLG: 0.417 (1, 8)										3	0	2	2	1	0	2				
Danny Cater, R OBP: 0.341, SLG: 0.392 (1, 3)										4	0	1	2	0	0	2				
Jim Lytle, L OBP: 0.345, SLG: 0.431 (1, 9)										4	1	2	1	0	0	2				
Frank Baker, L OBP: 0.319, SLG: 0.258 (1, 6)										4	0	1	0	0	1	0				
Jerry Kenney, L OBP: 0.280, SLG: 0.284 (1, 5)										4	0	0	0	0	0	2				
Fritz Peterson, S OBP: 0.218, SLG: 0.306 (1, 1)										3	0	1	0	0	1	0				
<b>Inning Stats</b>	R: 1 E: 0 K: 1 S: 6	H: 1 LOB: 1 BB: 1 P: 10	R: 1 E: 0 K: 0 S: 4	H: 1 LOB: 0 BB: 0 P: 4	R: 2 E: 0 K: 0 S: 4	H: 2 LOB: 1 BB: 2 P: 12	R: 0 E: 0 K: 1 S: 5	H: 0 LOB: 0 BB: 0 P: 5	R: 1 E: 0 K: 0 S: 4	H: 1 LOB: 1 BB: 1 P: 8	R: 0 E: 0 K: 1 S: 5	H: 0 LOB: 0 BB: 0 P: 5	R: 0 E: 1 K: 0 S: 5	H: 2 LOB: 2 BB: 0 P: 5	R: 0 E: 0 K: 0 S: 4	H: 2 LOB: 1 BB: 0 P: 4	1B: 8 2B: 0 3B: 0 HR: 1	SF: 0 SAC: 0 DP: 2 HBP: 0	WP: 0 PB: 0 CS: 0	PA: 35
<b>PITCHER</b> Bill Gogolewski, R ERA: 3.48 (1, 1)	IP: 4.0 WLS: L BF: 18 H: 4 R: 4 ER: 4 SO: 2 BB: 3 IBB: 0 HBP: 0 BLK: 0 WP: 0 HR: 1 S: 19 P: 31 ERA: 4.50 WHIP: 1.750																			
<b>PITCHER</b> Joe Grzenda, L ERA: 5.07 (5, 1)	IP: 2.0 WLS: 8 BF: 1 H: 1 R: 1 ER: 1 SO: 1 BB: 1 IBB: 0 HBP: 0 BLK: 0 WP: 0 HR: 0 S: 9 P: 13 ERA: 4.50 WHIP: 1.000																			
<b>PITCHER</b> Denny Riddleberger, L ERA: 1.8 (7, 1)	IP: 2.0 WLS: 9 BF: 4 H: 0 R: 0 ER: 0 SO: 0 BB: 0 IBB: 0 HBP: 0 BLK: 0 WP: 0 HR: 0 S: 9 P: 9 ERA: 0.00 WHIP: 2.000																			

Washington Senators @ New York Yankees  
Yankee Stadium, Bronx, NY  
Mon Sep 21 1970, 7:05 PM EDT  
Att. 4,749 - Unknown - 78 F

AB	31
R	5
H	9
RBI	5
BB	4
SO	3
LOB	12





Batter	1	2	3	4	5	6	7	8	9	AB	R	H	RBI	BB	SO	LOB	TOP					
Ed Stroud, L (1.8) OBP: 0.333, SLG: 0.353	G3		F8		F8			4-3	F9	5	0	1	0	0	0	1						
Del Unser, L (1.7) OBP: 0.326, SLG: 0.333	3-1 WP		F7					BB 1B		4	1	3	0	0	0	0						
Frank Howard, R (1.9) OBP: 0.425, SLG: 0.560	3-1						K			3	0	1	0	1	1	2						
Mike Epstein, L (1.3) OBP: 0.367, SLG: 0.446	FC5-4		F8				4-3			3	0	1	0	1	0	2						
Aurelio Rodriguez, R (1.5) OBP: 0.301, SLG: 0.427	FC5-4						P4			4	0	0	0	0	1	5						
Ed Brinkman, R (1.6) OBP: 0.331, SLG: 0.303								F9		4	0	1	0	0	1	3						
Davey Nelson, R (1.4) OBP: 0.198, SLG: 0.151										4	0	0	0	0	3	1						
Dick Billings, R (1.2) OBP: 0.273, SLG: 0.364										4	0	2	0	0	0	1						
Dick Bosman, R (1.1) OBP: 0.143, SLG: 0.132										2	0	0	0	0	0	1						
Bernie Allen, L (7, PH) OBP: 0.345, SLG: 0.369	6-3									1	0	0	0	0	0	1						
Darold Knowles, L (7, 1) OBP: 0.095, SLG: 0.050										0	0	0	0	0	0	0						
Rick Reichardt, R (9, PH) OBP: 0.342, SLG: 0.484										1	0	0	0	0	1	1						
<b>Inning Stats</b>	R: 1 E: 0 K: 0 S: 5	H: 2 LOB: 1 BB: 0 P: 5	R: 0 E: 0 K: 2 S: 8	H: 1 LOB: 1 BB: 0 P: 8	R: 0 E: 0 K: 0 S: 3	H: 1 LOB: 1 BB: 1 P: 7	R: 0 E: 0 K: 1 S: 5	H: 0 LOB: 0 BB: 0 P: 5	R: 0 E: 0 K: 0 S: 3	H: 0 LOB: 0 BB: 0 P: 3	R: 0 E: 0 K: 1 S: 6	H: 1 LOB: 1 BB: 0 P: 6	R: 0 E: 0 K: 0 S: 4	H: 1 LOB: 1 BB: 0 P: 4	R: 0 E: 0 K: 1 S: 7	H: 2 LOB: 3 BB: 1 P: 11	R: 0 E: 0 K: 2 S: 8	H: 1 LOB: 1 BB: 0 P: 8	1B: 6 2B: 2 3B: 1 HR: 0	SF: 0 SAC: 0 DP: 0 HBP: 0	WP: 1 PB: 0 CS: 0	PA: 37
<b>PITCHER</b>	IP WLS BF H R ER SO BB IBB HBP BLK WP HR S P ERA WHIP																					
Mel Stottlemyre, R (1.1) ERA: 3.16	7.1 W 30 8 1 1 4 1 0 0 0 1 0 37 41 1.23 1.227																					
Lindy McDaniel, R (8.1) ERA: 2.04	1.2 S 7 1 0 0 3 1 0 0 0 0 0 12 16 0.00 1.200																					

Washington Senators @ New York Yankees  
Yankee Stadium, Bronx, NY  
Tue Sep 22 1970, 7:05 PM EDT  
Att. 5,631 - Unknown - 86 F

AB	35
R	1
H	9
RBI	0
BB	2
SO	7
LOB	18



Batter	1	2	3	4	5	6	7	8	9	AB	R	H	RBI	BB	SO	LOB	BOTTOM			
Frank Baker, L (1.6) OBP: 0.308, SLG: 0.248	K		F7		F8			F8		4	0	0	0	0	1	2				
Jake Gibbs, L (1.2) OBP: 0.331, SLG: 0.549	F7				L8			P4		4	0	1	0	0	0	0				
Roy White, S (1.7) OBP: 0.392, SLG: 0.479	K				F8			4-3		4	0	1	0	0	1	0				
Bobby Murcer, L (1.8) OBP: 0.340, SLG: 0.415					4-3			4-3		3	0	0	0	1	1	2				
Curt Blefary, L (1.3) OBP: 0.326, SLG: 0.342										2	1	2	0	1	0	0				
Danny Cater, R (8, PH) (9.3) OBP: 0.342, SLG: 0.392										0	0	0	0	1	0	0				
Jim Lytle, L (1.9) OBP: 0.347, SLG: 0.441										2	1	1	0	0	0	1				
Thurman Munson, R (8, PH) (9.9) OBP: 0.390, SLG: 0.422										1	0	0	0	0	0	3				
Bobby Mitchell, R (9.9) OBP: 0.167, SLG: 0.167										0	0	0	0	0	0	0				
Gene Michael, S (1.4) OBP: 0.295, SLG: 0.262										1	0	0	1	0	0	0				
Jerry Kenney, L (1.5) OBP: 0.283, SLG: 0.285										2	0	1	1	1	0	2				
Mel Stottlemyre, R (1.1) OBP: 0.313, SLG: 0.341										3	0	1	0	0	1	3				
Lindy McDaniel, R (8.1) OBP: 0.167, SLG: 0.208										0	0	0	0	0	0	0				
<b>Inning Stats</b>	R: 0 E: 0 K: 2 S: 7	H: 0 LOB: 0 BB: 0 P: 7	R: 0 E: 0 K: 0 S: 2	H: 1 LOB: 0 BB: 1 P: 6	R: 0 E: 0 K: 1 S: 5	H: 0 LOB: 1 BB: 1 P: 9	R: 0 E: 0 K: 0 S: 3	H: 0 LOB: 0 BB: 0 P: 3	R: 2 E: 0 K: 0 S: 6	H: 4 LOB: 1 BB: 0 P: 6	R: 0 E: 0 K: 0 S: 3	H: 0 LOB: 0 BB: 0 P: 3	R: 0 E: 1 K: 0 S: 4	H: 0 LOB: 2 BB: 1 P: 8	R: 0 E: 0 K: 1 S: 7	H: 2 LOB: 3 BB: 1 P: 11	1B: 6 2B: 1 3B: 0 HR: 0	SF: 1 SAC: 2 DP: 1 HBP: 0	WP: 1 PB: 0 CS: 0	PA: 33
<b>PITCHER</b>	IP WLS BF H R ER SO BB IBB HBP BLK WP HR S P ERA WHIP																			
Dick Bosman, R (1.1) ERA: 2.92	6.0 L 22 5 2 2 3 2 0 0 0 1 0 26 34 3.00 1.167																			
Darold Knowles, L (7.1) ERA: 1.99	2.0 11 2 0 0 1 1 1 0 0 1 0 11 19 0.00 1.500																			

Washington Senators @ New York Yankees  
Yankee Stadium, Bronx, NY  
Tue Sep 22 1970, 7:05 PM EDT  
Att. 5,631 - Unknown - 86 F


AB	26
R	2
H	7
RBI	2
BB	4
SO	4
LOB	13









Batter	1	2	3	4	5	6	7	8	9	AB	R	H	RBI	BB	SO	LOB	TOP										
Mike Andrews, R OBP: 0.345, SLG: 0.394	F9		F8		G6-3 1B BB		L6			3	0	0	0	1	0	0	<b>Boston Red Sox @ Washington Senators</b> Robert F. Kennedy Memorial Stadium, Washington, DC Thu Sep 24 1970, 7:05 PM EDT Att: 3,660 - Unknown <a href="http://livebaseballscorecards.com">livebaseballscorecards.com</a>										
Reggie Smith, S OBP: 0.383, SLG: 0.502	F8		F6		G6-3 1B		F4			4	0	1	0	0	0	0											
Carl Yastrzemski, L OBP: 0.449, SLG: 0.590	HR BB		HR 1B		G6-3 1-2 2-3					3	2	2	0	1	0	2											
Tony Conigliaro, R OBP: 0.322, SLG: 0.494	HR		HR		F3		F8			4	2	2	4	0	0	2											
Rico Petrocelli, R OBP: 0.332, SLG: 0.473	6-3		FC6-4 BB		3-1 2B		K			3	0	1	0	1	1	1											
George Scott, R OBP: 0.354, SLG: 0.454		G6-3 WP 1B	FC6-4 1-2		3-1 2-3		K			4	0	1	0	0	1	3											
Joe Lahoud, L OBP: 0.366, SLG: 0.412		G6-3 1-2 BB		3-1	G6-4-3 1BB		F8			2	0	0	0	2	0	0											
Bob Montgomery, R OBP: 0.221, SLG: 0.226		G6-3 1-2 2-3		5-3	G6-4-3 1-2		1-3			4	0	0	0	0	0	4											
Roger Moret, S Vicente Romo, R Bobby Bolin, R	L4			1-3			5-3			2	0	0	0	0	0	1											
<b>Inning Stats</b>	R: 2 E: 0 K: 0 S: 4	H: 1 LOB: 0 BB: 1 P: 8	R: 0 E: 0 K: 0 S: 3	H: 1 LOB: 1 BB: 1 P: 7	R: 2 E: 0 K: 0 S: 5	H: 2 LOB: 1 BB: 1 P: 9	R: 0 E: 0 K: 0 S: 3	H: 0 LOB: 0 BB: 0 P: 3	R: 0 E: 0 K: 0 S: 3	H: 1 LOB: 1 BB: 1 P: 7	R: 0 E: 0 K: 0 S: 3	H: 0 LOB: 0 BB: 0 P: 3	R: 0 E: 0 K: 2 S: 8	H: 1 LOB: 1 BB: 0 P: 8	R: 0 E: 0 K: 0 S: 3	H: 0 LOB: 0 BB: 0 P: 3	1B: 4 2B: 1 3B: 0 HR: 2		SF: 0 SAC: 0 DP: 3 HBP: 0	WP: 1 PB: 0 SB: 0 CS: 0	PA: 36						
<b>PITCHER</b>	IP	WLS	BF	H	R	ER	SO	BB	IBB	HBP	BLK	WP	HR	S	P	ERA	WHIP	<b>PITCHER</b>									
Jim Hannan, R ERA: 3.8	3.0	L	15	4	4	4	0	3	0	0	0	1	2	12	24	12.00	2.333										
Casey Cox, R ERA: 4.45	3.0		11	2	0	0	0	1	1	0	0	0	0	9	17	0.00	1.000										
Horacio Pina, R ERA: 2.21	2.0		7	1	0	0	2	0	0	0	0	0	0	11	11	0.00	0.500										
Darold Knowles, L ERA: 1.87	1.0		3	0	0	0	0	0	0	0	0	0	0	3	3	0.00	0.000										

Batter	1	2	3	4	5	6	7	8	9	AB	R	H	RBI	BB	SO	LOB	BOTTOM										
Davey Nelson, R OBP: 0.220, SLG: 0.181	WP 1B		E5	FC6 FC1-4 1-2 2-3			K		F9	5	0	2	0	0	1	2	<b>Boston Red Sox @ Washington Senators</b> Robert F. Kennedy Memorial Stadium, Washington, DC Thu Sep 24 1970, 7:05 PM EDT Att: 3,660 - Unknown <a href="http://livebaseballscorecards.com">livebaseballscorecards.com</a>										
Ed Brinkman, R OBP: 0.331, SLG: 0.303	F8 1-2		L7	FC1-4 1-2		E1 FC6-5 BB				4	0	0	0	1	0	4											
Frank Howard, R OBP: 0.425, SLG: 0.555	6-3		6-3		K		E FC6-5 BB		4-3	4	0	0	0	1	1	3											
Rick Reichardt, R OBP: 0.332, SLG: 0.468	6-3			F8	F8		FC6-5 E5 E			4	0	0	0	0	0	3											
Aurelio Rodriguez, R OBP: 0.303, SLG: 0.427		5-3		1B BB WP BB		E5		E5		3	1	1	0	1	0	2											
Greg Goossen, R OBP: 0.374, SLG: 0.382			F5	WP 1B BB		CS		F9		3	1	0	0	1	0	0											
Darold Knowles, L OBP: 0.095, SLG: 0.050				WP 1B BB		CS		F8		0	0	0	0	0	0	0											
Tom Grieve, R Horacio Pina, R				WP 1B BB				L5		2	1	1	0	1	0	0											
Del Unser, L Paul Casanova, R				1-2 2-3				F5		1	0	0	0	0	0	0											
Jim Hannan, R Wayne Comer, R Casey Cox, R Ed Stroud, L				FC6 1B 1B				K		4	0	2	2	0	1	1											
<b>Inning Stats</b>	R: 0 E: 0 K: 0 S: 4	H: 1 LOB: 0 BB: 0 P: 4	R: 0 E: 0 K: 0 S: 3	H: 0 LOB: 1 BB: 1 P: 7	R: 0 E: 1 K: 1 S: 6	H: 1 LOB: 1 BB: 0 P: 6	R: 3 E: 0 K: 0 S: 6	H: 3 LOB: 2 BB: 2 P: 14	R: 0 E: 0 K: 1 S: 5	H: 1 LOB: 0 BB: 0 P: 5	R: 0 E: 0 K: 1 S: 6	H: 1 LOB: 1 BB: 0 P: 6	R: 0 E: 2 K: 1 S: 6	H: 0 LOB: 3 BB: 1 P: 10	R: 0 E: 0 K: 1 S: 5	H: 0 LOB: 0 BB: 0 P: 5	R: 0 E: 0 K: 0 S: 3	H: 0 LOB: 1 BB: 1 P: 7	1B: 7 2B: 0 3B: 0 HR: 0	SF: 0 SAC: 0 DP: 0 HBP: 0	WP: 2 PB: 0 SB: 0 CS: 1	PA: 40					
<b>PITCHER</b>	IP	WLS	BF	H	R	ER	SO	BB	IBB	HBP	BLK	WP	HR	S	P	ERA	WHIP	<b>PITCHER</b>									
Roger Moret, L ERA: 3.24	3.1		18	5	3	3	1	3	0	0	0	0	0	17	29	8.10	2.400										
Vicente Romo, R ERA: 4.08	5.1	W	20	2	0	0	4	2	0	0	0	0	0	26	34	0.00	0.750										
Bobby Bolin, R ERA: 4.68	0.1	S	1	0	0	0	0	0	0	0	0	0	0	1	1	0.00	0.000										











Batter	1	2	3	4	5	6	7	8	9	AB	R	H	RBI	BB	SO	LOB	TOP								
Luis Alvarado, R OBP: 0.257, SLG: 0.278 (1, 6)	1-3		K		K		6-3		F6	5	0	0	0	0	0	2	0								
Joe Lahoud, L OBP: 0.340, SLG: 0.400 (1, 7)	F5			4-3	F4			4-3	1B 2B	5	1	1	0	0	0	0	0								
Carl Yastrzemski, L OBP: 0.452, SLG: 0.593 Mike Fiore, L OBP: 0.287, SLG: 0.182 (1, 3) (7, 3)	1B			1B HR	4-3			F5	4-3	3	1	2	0	0	0	0	0								
Tony Conigliaro, R OBP: 0.327, SLG: 0.502 (1, 9)	1-3			1B HR				HR	1B FC5-4	5	3	4	2	0	0	0	1								
George Scott, R OBP: 0.354, SLG: 0.466 (1, 5)		K		1B HR	4-3			HR	1B FC5-4	5	2	2	5	0	1	1									
Billy Conigliaro, R OBP: 0.338, SLG: 0.456 (1, 8)	K			2B 1B	F6			L5		4	0	1	0	0	1	0									
John Kennedy, R OBP: 0.299, SLG: 0.413 (1, 4)	5-3			1-3 2B	F9				1B HR	4	1	2	0	0	0	0									
Bob Montgomery, R OBP: 0.250, SLG: 0.236 (1, 2)			6-3	K			F9		1B HR	4	1	1	0	0	1	2									
Gary Peters, L OBP: 0.311, SLG: 0.341 (1, 1)	1-3		K		K		3-1		1B HR	4	1	1	3	0	1	2									
<b>Inning Stats</b>	R: 0 E: 0 K: 0 S: 4	H: 1 LOB: 1 BB: 0 P: 4	R: 0 E: 0 K: 2 S: 7	H: 0 LOB: 0 BB: 0 P: 7	R: 0 E: 0 K: 1 S: 5	H: 0 LOB: 0 BB: 0 P: 5	R: 3 E: 0 K: 2 S: 12	H: 5 LOB: 2 BB: 0 P: 12	R: 0 E: 0 K: 0 S: 5	H: 0 LOB: 0 BB: 0 P: 5	R: 1 E: 0 K: 0 S: 4	H: 1 LOB: 0 BB: 0 P: 4	R: 0 E: 0 K: 0 S: 3	H: 0 LOB: 0 BB: 0 P: 3	R: 2 E: 0 K: 0 S: 5	H: 2 LOB: 0 BB: 0 P: 5	R: 4 E: 0 K: 0 S: 8	H: 5 LOB: 1 BB: 0 P: 8	1B: 8 2B: 2 3B: 0 HR: 4	SF: 0 SAC: 0 DP: 0 HBP: 0	WP: 0 PB: 0 SB: 0 CS: 0	PA: 41			
<b>PITCHER</b>	IP	WLS	BF	H	R	ER	SO	BB	IBB	HBP	BLK	WP	HR	S	P	ERA	WHIP								
Dick Bosman, R ERA: 3.0 (1, 1)	6.0	L	25	7	4	4	6	0	0	0	0	0	2	37	37	6.00	1.167								
Darold Knowles, L ERA: 1.99 (7, 1)	2.0		8	2	2	2	0	0	0	0	0	0	1	8	8	9.00	1.000								
Horacio Pina, R ERA: 2.71 (9, 1)	0.1		5	4	4	0	0	0	0	0	0	0	1	5	5	108.00	12.000								
Cisco Carlos, R ERA: 1.5 (9, 1)	0.2		3	1	0	0	0	0	0	0	0	0	0	3	3	0.00	1.500								

**Boston Red Sox @ Washington Senators**  
 Robert F. Kennedy Memorial Stadium, Washington, DC  
 Sun Sep 27 1970, 3:33 AM EDT  
 Att: 4,978 - Unknown

AB 41  
 R 10  
 H 14  
 RBI 10  
 BB 0  
 SO 6  
 LOB 7



Batter	1	2	3	4	5	6	7	8	9	AB	R	H	RBI	BB	SO	LOB	BOTTOM								
Ed Brinkman, R OBP: 0.331, SLG: 0.302 (1, 6)	L5		BB			BB 1B		F7		3	0	1	0	1	0	0									
Tom Grieve, R OBP: 0.290, SLG: 0.312 (1, 9)	5-3		F7			G6-4-3 1B		F4		4	0	0	0	0	0	3									
Frank Howard, R OBP: 0.421, SLG: 0.552 (1, 7)	4-3			6-3		BB		F7		3	0	0	0	1	0	0									
Rick Reichardt, R OBP: 0.334, SLG: 0.480 (1, 8)		K		1B		K		HR		4	1	2	1	0	2	1									
Aurelio Rodriguez, R OBP: 0.303, SLG: 0.424 (1, 5)	F9			K		K		2B 1B		4	0	2	0	0	1	1									
Mike Epstein, L OBP: 0.370, SLG: 0.448 (1, 3)	K			K		E8 1B		K		4	0	1	0	0	3	2									
Paul Casanova, R OBP: 0.251, SLG: 0.355 (1, 2)			BB 1B			F4		1B 2B		4	0	2	0	0	0	2									
Tim Cullen, R OBP: 0.301, SLG: 0.279 (1, 4)			F8			F9		F7		4	0	0	0	0	0	4									
Dick Bosman, R OBP: 0.139, SLG: 0.128 Darold Knowles, L OBP: 0.095, SLG: 0.050 Greg Goossen, R OBP: 0.366, SLG: 0.372 Horacio Pina, R (9, 1) Cisco Carlos, R (9, 1)			K			6-3		F9		2	0	0	0	0	1	1									
<b>Inning Stats</b>	R: 0 E: 0 K: 0 S: 3	H: 0 LOB: 0 BB: 0 P: 3	R: 0 E: 0 K: 2 S: 7	H: 0 LOB: 0 BB: 0 P: 7	R: 0 E: 0 K: 1 S: 6	H: 1 LOB: 1 BB: 1 P: 10	R: 0 E: 0 K: 2 S: 8	H: 1 LOB: 1 BB: 0 P: 8	R: 0 E: 0 K: 0 S: 3	H: 0 LOB: 0 BB: 0 P: 3	R: 0 E: 0 K: 1 S: 5	H: 1 LOB: 1 BB: 1 P: 9	R: 0 E: 1 K: 0 S: 4	H: 2 LOB: 1 BB: 0 P: 4	R: 0 E: 0 K: 0 S: 3	H: 0 LOB: 0 BB: 0 P: 3	R: 1 E: 0 K: 1 S: 8	H: 3 LOB: 2 BB: 0 P: 8	1B: 6 2B: 2 3B: 0 HR: 1	SF: 0 SAC: 0 DP: 2 HBP: 0	WP: 0 PB: 0 SB: 0 CS: 0	PA: 35			
<b>PITCHER</b>	IP	WLS	BF	H	R	ER	SO	BB	IBB	HBP	BLK	WP	HR	S	P	ERA	WHIP								
Gary Peters, L ERA: 4.06 (1, 1)	9.0	W	35	8	1	1	7	2	0	0	0	0	1	47	55	1.00	1.111								

**Boston Red Sox @ Washington Senators**  
 Robert F. Kennedy Memorial Stadium, Washington, DC  
 Sun Sep 27 1970, 3:33 AM EDT  
 Att: 4,978 - Unknown

AB 33  
 R 1  
 H 8  
 RBI 1  
 BB 2  
 SO 7  
 LOB 14






Batter	1	2	3	4	5	6	7	8	9	10	AB	R	H	RBI	BB	SO	LOB	TOP
Ed Brinkman, R OBP: 0.330, SLG: 0.300 (1.6)	4-0 2B 1-4-3 BB		0-0 5-3		0-0 FC6-4 1-2			0-0 1-3		0-0 F7	4	1	0	0	1	0	2	
Tom Grieve, R OBP: 0.289, SLG: 0.319 (1.9)	0-0 1-4-3 1-3 2B		0-0 P1			0-0 5-3		0-3 K			4	0	1	0	0	1	1	
Frank Howard, R OBP: 0.418, SLG: 0.548 (1.7)	0-0 5-3			0-0 1-3		0-0 5-3			0-3 K		4	0	0	0	0	1	2	
Rick Reichardt, R OBP: 0.333, SLG: 0.480 (1.8)	0-0 1-4-3			0-3 K		0-0 F9			0-0 2B		4	0	1	1	0	1	1	
Aurelio Rodriguez, R OBP: 0.302, SLG: 0.421 (1.5)	2-3 3-H 0-0 6-3			0-0 4-3			0-3 K		0-0 F8		4	0	0	0	0	1	2	
Mike Epstein, L OBP: 0.289, SLG: 0.445 (1.3)		0-3 K			0-3 K			0-3 K		4-0 IBB	3	0	0	0	1	3	0	
Dick Billings, R OBP: 0.304, SLG: 0.500 (1.2)		0-0 F7			0-0 1B 2B			0-3 K		0-3 K	4	1	1	0	0	2	2	
Davey Nelson, R OBP: 0.204, SLG: 0.168 (1.4)		0-3 K			0-0 FC6-4 1B			0-0 B1-3		0-0 F9	4	0	1	1	0	1	0	
Joe Coleman, R OBP: 0.263, SLG: 0.134 (1.1)			0-3 K		0-3 K			4-0 1-3 BB		0-0 G3	3	0	0	0	1	2	1	
<b>Inning Stats</b>	R: 1 E: 0 K: 0 S: 4	H: 1 LOB: 1 BB: 1 P: 8	R: 0 E: 0 K: 2 S: 7	H: 0 LOB: 0 BB: 0 P: 7	R: 0 E: 0 K: 1 S: 5	H: 0 LOB: 0 BB: 0 P: 5	R: 0 E: 0 K: 2 S: 3	H: 0 LOB: 0 BB: 0 P: 3	R: 0 E: 0 K: 3 S: 9	H: 0 LOB: 0 BB: 0 P: 9	R: 0 E: 0 K: 1 S: 5	H: 1 LOB: 2 BB: 0 P: 12	R: 0 E: 0 K: 0 S: 3	H: 0 LOB: 0 BB: 0 P: 3	1B: 1 2B: 3 3B: 0 HR: 0	SF: 0 SAC: 0 DP: 0 HBP: 0	WP: 0 PA: 37	
<b>PITCHER</b>	IP 8.0	WLS L	BF 29	H 3	R 2	ER 2	SO 10	BB 2	IBB 0	HBP 0	BLK 0	WP 0	HR 0	S 47	P 55	ERA 2.25	WHIP 0.625	
Mike Cuellar, L ERA: 3.48 (1.1)																		
Moe Drabowsky, R ERA: 3.52 (9.1)																		

Washington Senators @ Baltimore Orioles  
Memorial Stadium, Baltimore, MD  
Tue Sep 29 1970, 7:05 PM EDT  
Unknown

AB	34
R	2
H	4
RBI	2
BB	3
SO	12
LOB	11



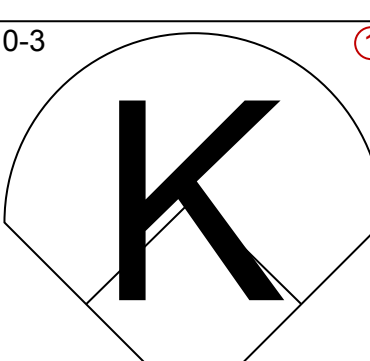
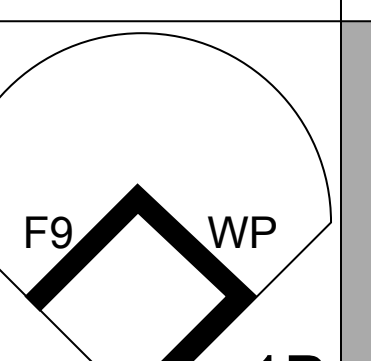
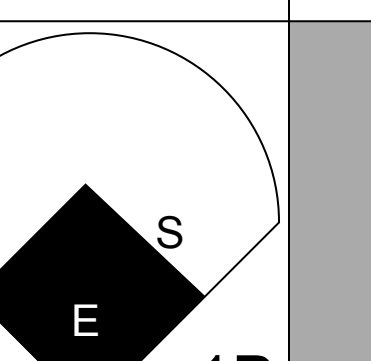
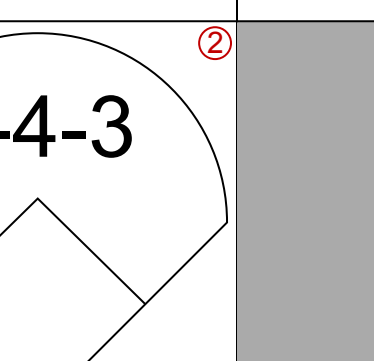
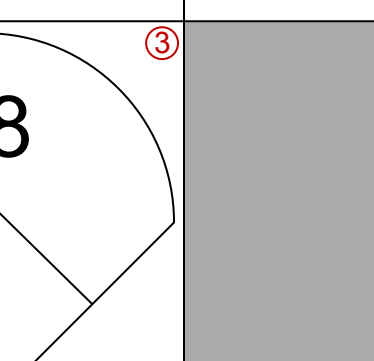
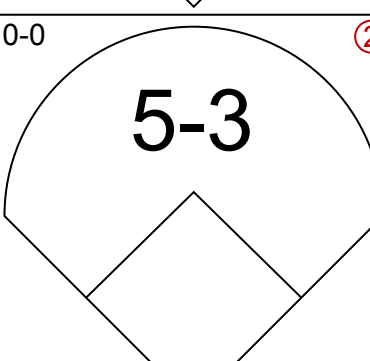
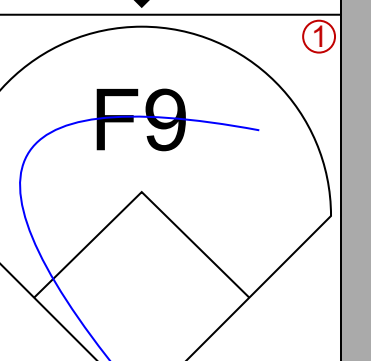
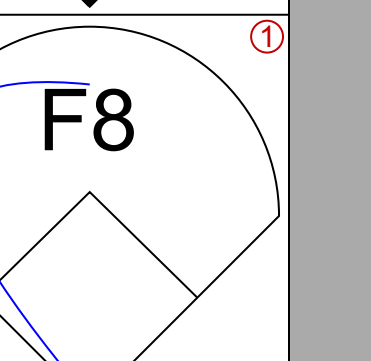
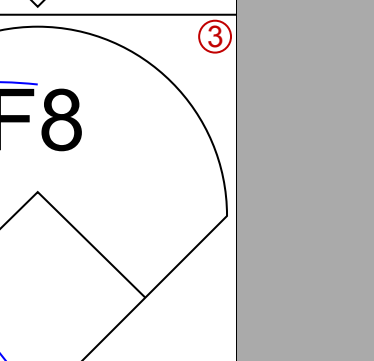
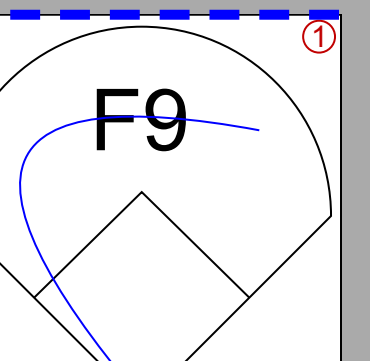
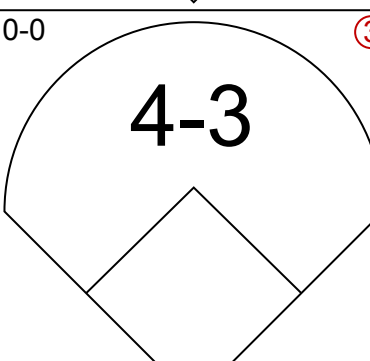
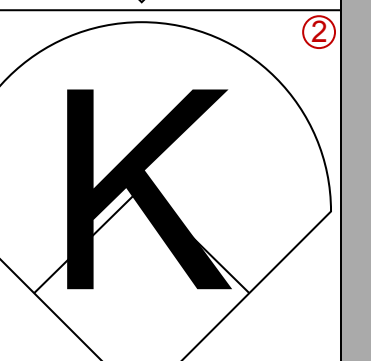
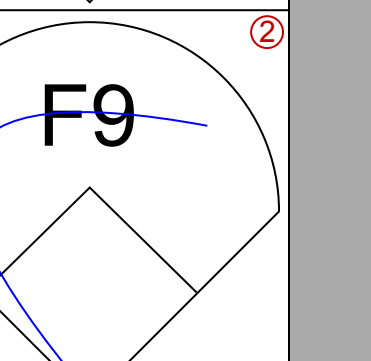
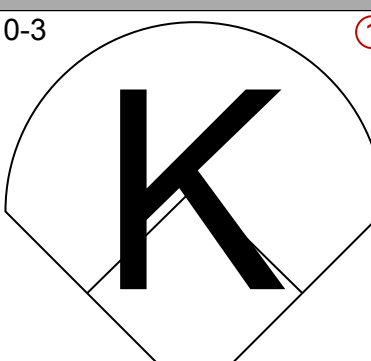
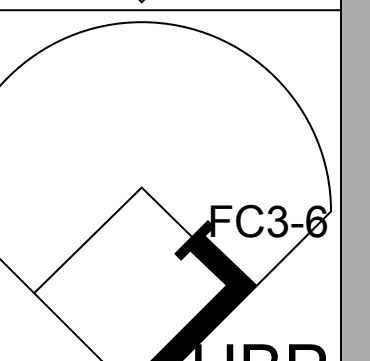
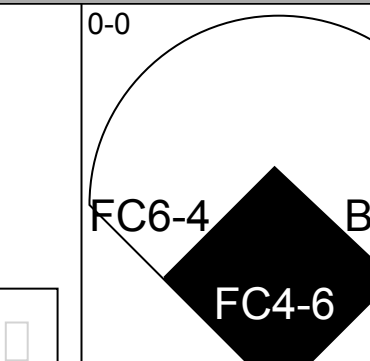
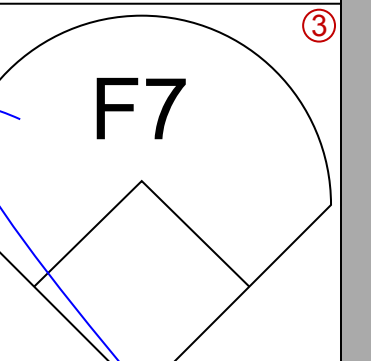
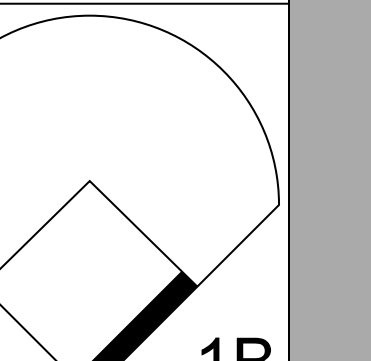
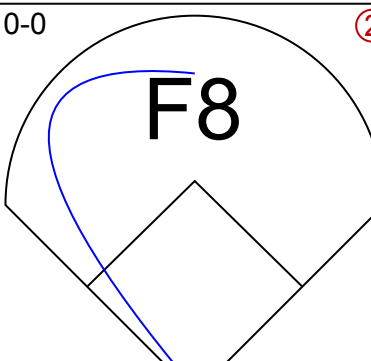
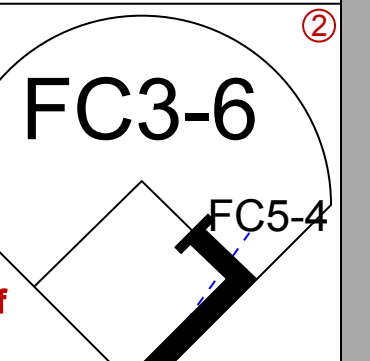
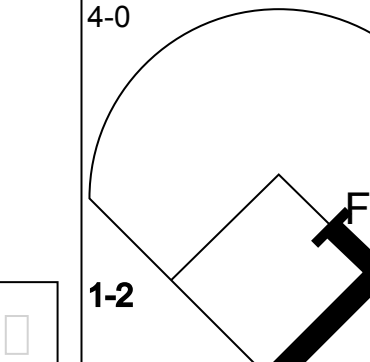
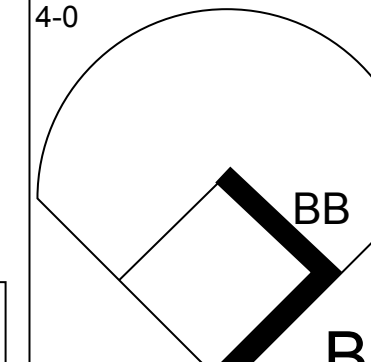
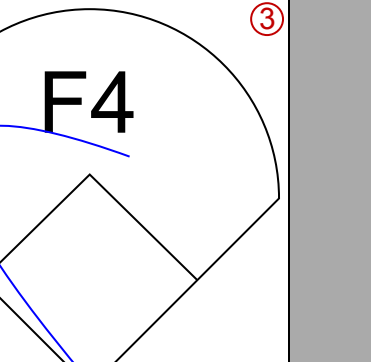
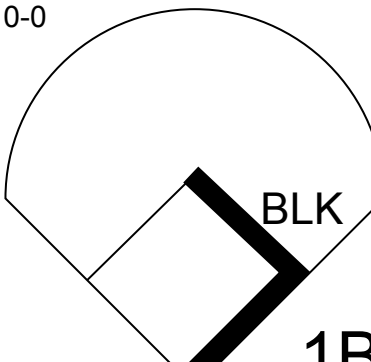
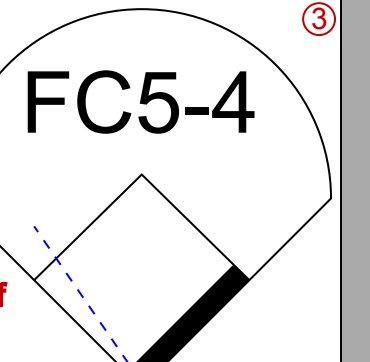
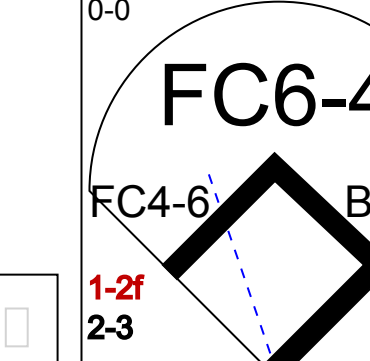
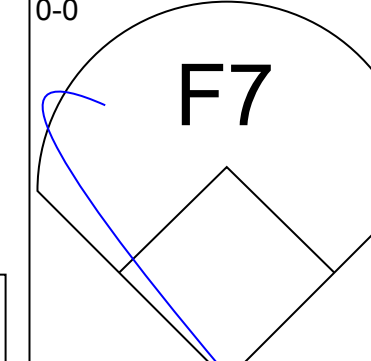
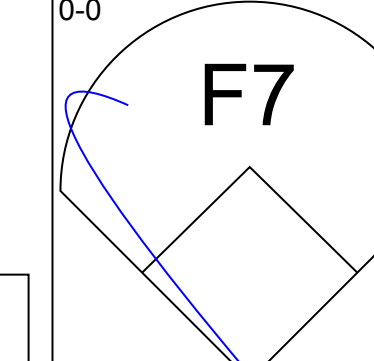
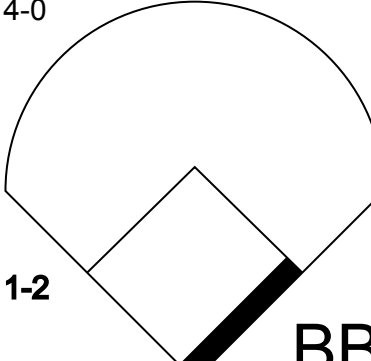

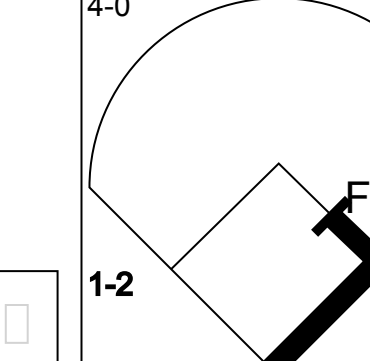
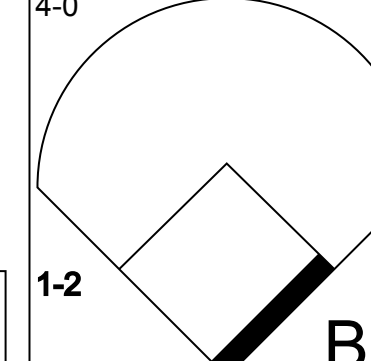
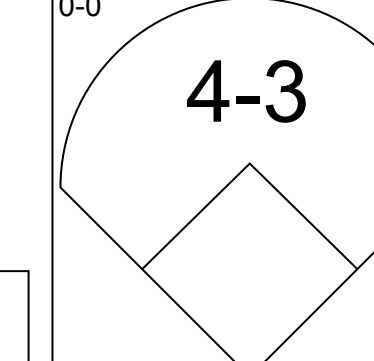
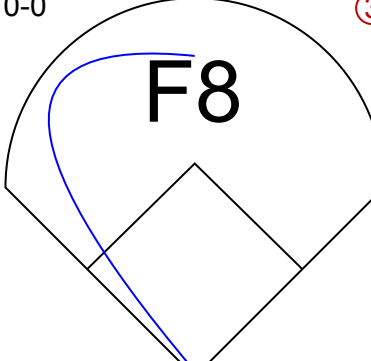

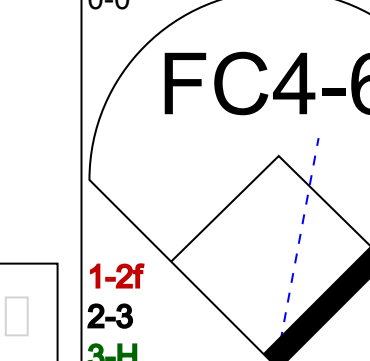
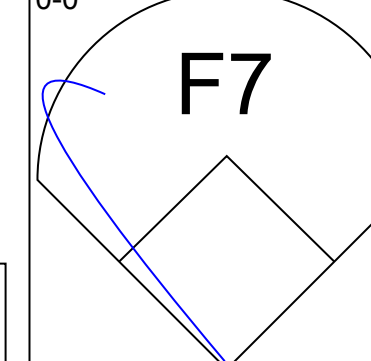
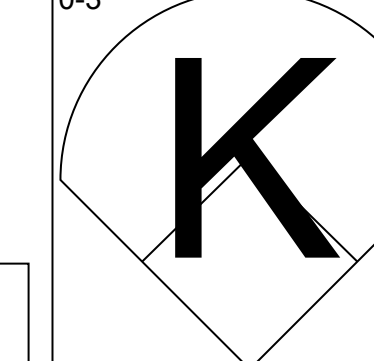
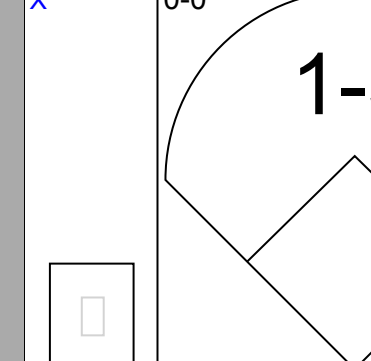

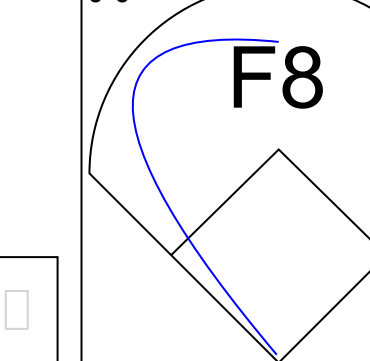
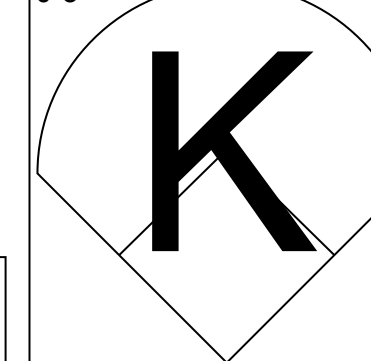
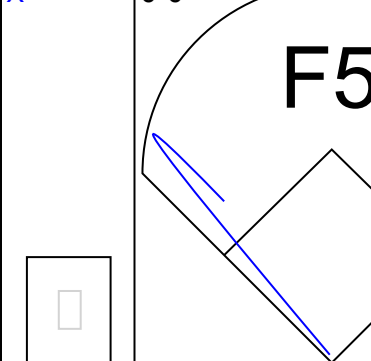
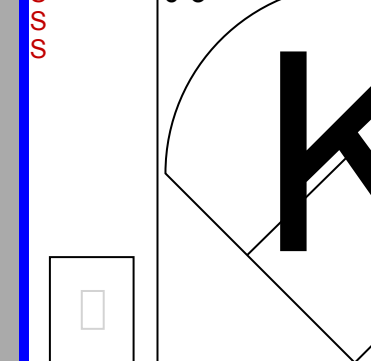
Batter	1	2	3	4	5	6	7	8	9	10	AB	R	H	RBI	BB	SO	LOB	BOTTOM			
Don Buford, S OBP: 0.403, SLG: 0.412 (1.7)	4-0 G6-3 BB		4-0 CS BB			0-0 F9		0-0 HR		4-0 1-2 2-3 BB	2	1	1	1	3	0	0				
Mark Belanger, R OBP: 0.300, SLG: 0.258 (1.6)	0-3 K		0-0 4-3 1-2			0-0 1B		0-0 1B		0-0 SF8 3-H	4	0	2	1	0	1	2				
Boog Powell, L OBP: 0.411, SLG: 0.552 (1.3)	0-0 G6-3 1-2			0-0 6-3		0-0 L4		0-0 6-3			4	0	0	0	0	0	3				
Moe Drabowsky, R OBP: 0.111, SLG: 0.111 (9.1)											0	0	0	0	0	0	0				
Frank Robinson, R OBP: 0.393, SLG: 0.506 (1.9)		0-0 2B SF7 1B		0-0 5-3		0-0 5-3		0-0 6-3		0-0 6-3	4	1	1	0	0	0	0				
Merv Rettenmund, R OBP: 0.393, SLG: 0.547 (1.8)		0-0 E 2B		0-0 F8		0-0 F8		0-0 CS 1B		0-0 CS 1B	4	0	2	0	0	0	0				
Brooks Robinson, R OBP: 0.336, SLG: 0.427 (1.5)		0-0 SF7		0-0 F2		4-0 BB		0-0 1B		0-0 1B	2	0	1	1	1	0	0				
Chico Salmon, R OBP: 0.291, SLG: 0.400 (9, PR) (10.5)		3-H E4 G4-6-3		0-0 F6		0-3 K		0-0 G3		0-0 G3	4	0	0	0	0	1	3				
Elrod Hendricks, L OBP: 0.315, SLG: 0.382 (1.2)		2-3 G4-6-3		0-0 F4							4	0	0	0	0	1	3				
Bobby Grich, R OBP: 0.279, SLG: 0.284 (1.4)		0-0 G4-6-3 1-2		0-0 K		0-0 K		0-0 6-3		0-0 BB WP SF8 1B	4	1	1	0	0	0	2				
Mike Cuellar, L OBP: 0.105, SLG: 0.152 (1.1)			0-3 K			0-3 K		0-0 F7		4-0 BB IBB	2	0	0	0	0	2	0				
Terry Crowley, L OBP: 0.401, SLG: 0.397 (8, PH) (9.3)										1-2	1	0	0	0	1	0	0				
<b>Inning Stats</b>	R: 0 E: 0 K: 1 S: 4	H: 0 LOB: 0 BB: 1 P: 8	R: 1 E: 1 K: 0 S: 5	H: 2 LOB: 1 BB: 0 P: 5	R: 0 E: 0 K: 1 S: 4	H: 0 LOB: 0 BB: 0 P: 8	R: 0 E: 0 K: 0 S: 3	H: 0 LOB: 0 BB: 0 P: 3	R: 0 E: 0 K: 0 S: 3	H: 1 LOB: 1 BB: 0 P: 6	R: 0 E: 0 K: 1 S: 5	H: 0 LOB: 1 BB: 1 P: 9	R: 1 E: 0 K: 0 S: 5	H: 2 LOB: 1 BB: 0 P: 5	R: 0 E: 0 K: 0 S: 4	H: 2 LOB: 1 BB: 0 P: 4	R: 1 E: 0 K: 0 S: 2	H: 1 LOB: 2 BB: 2 P: 10	1B: 6 2B: 1 3B: 0 HR: 1	SF: 2 SAC: 0 DP: 2 HBP: 0	WP: 1 PA: 38
<b>PITCHER</b>	IP 9.1	WLS L	BF 38	H 8	R 3	ER 3	SO 4	BB 4	IBB 1	HBP 0	BLK 0	WP 1	HR 1	S 41	P 61	ERA 2.89	WHIP 1.286				
Joe Coleman, R ERA: 3.58 (1.1)																					

Washington Senators @ Baltimore Orioles  
Memorial Stadium, Baltimore, MD  
Tue Sep 29 1970, 7:05 PM EDT  
Unknown

AB	31
R	3
H	8
RBI	3
BB	5
SO	4
LOB	10



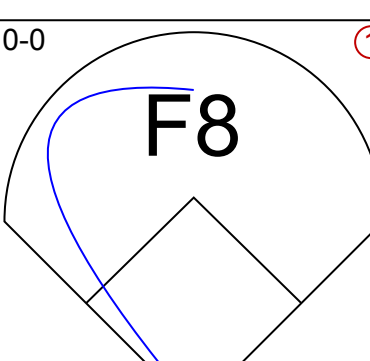
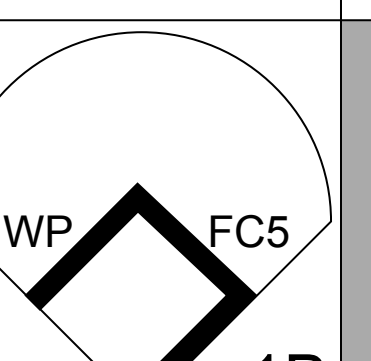
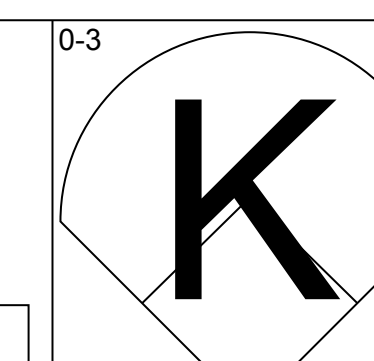
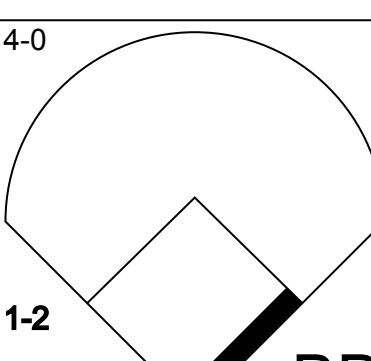
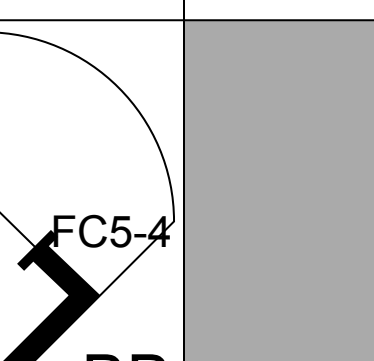
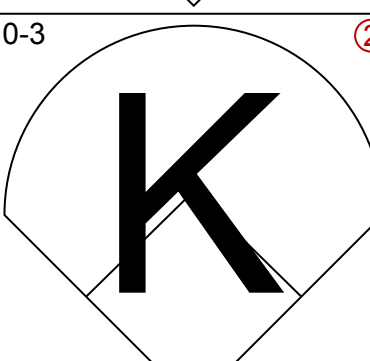
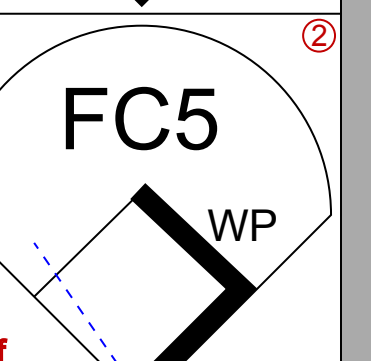
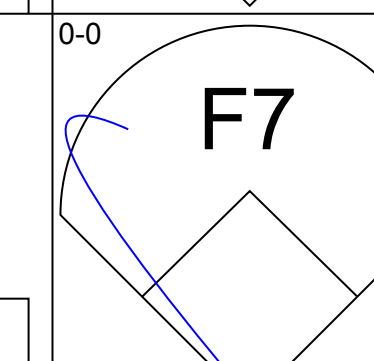
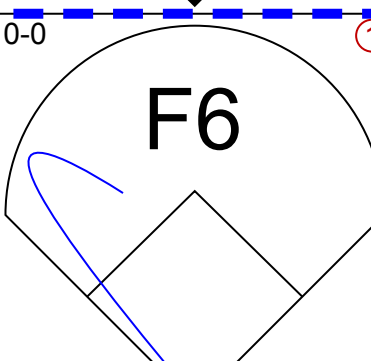

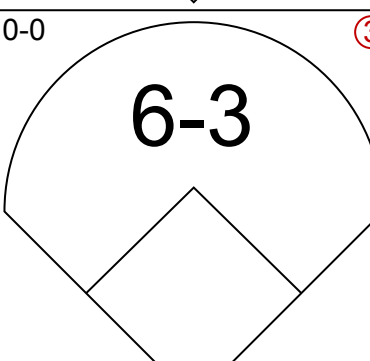
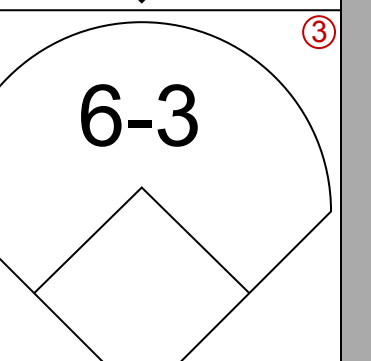
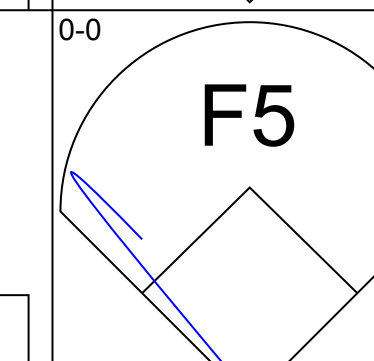
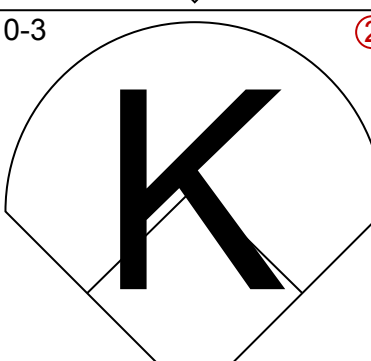
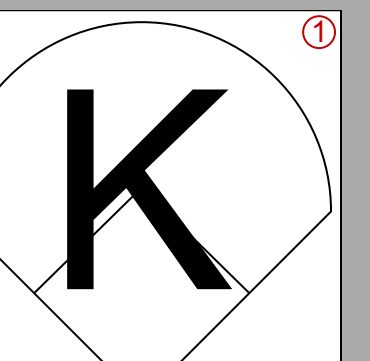
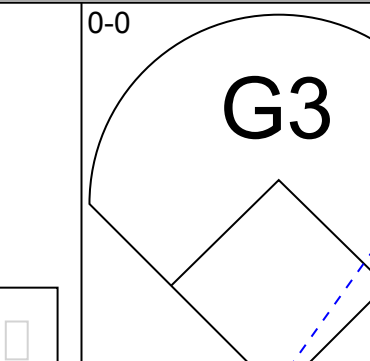
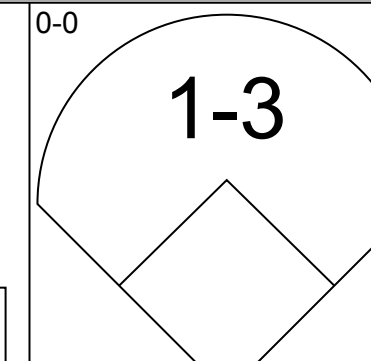
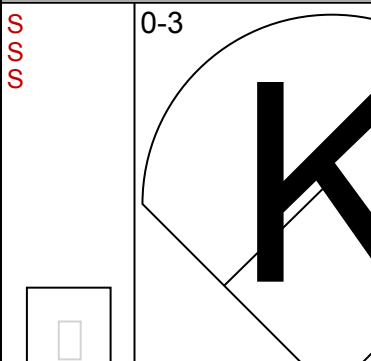
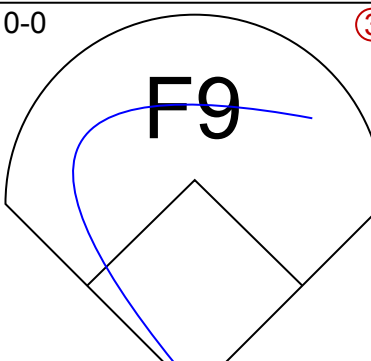
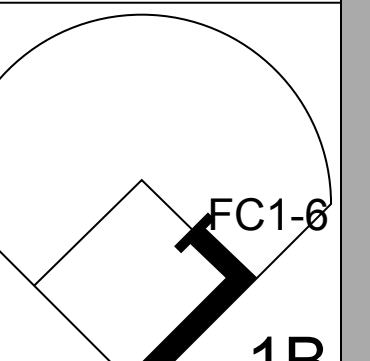
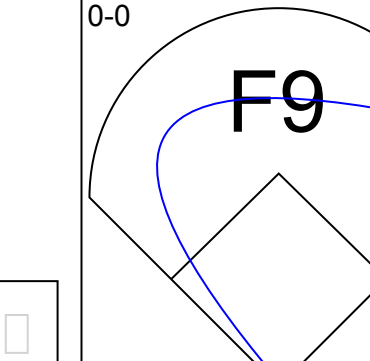
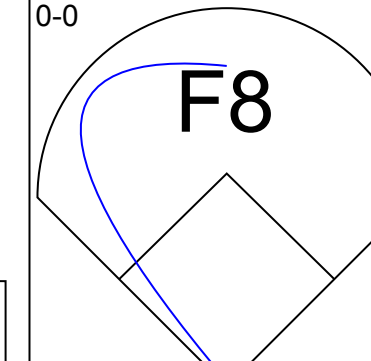
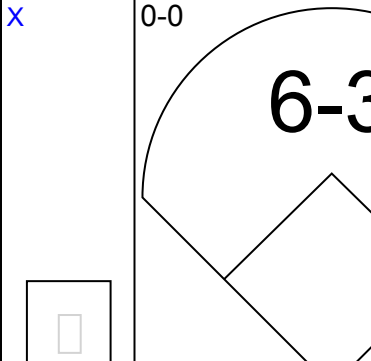
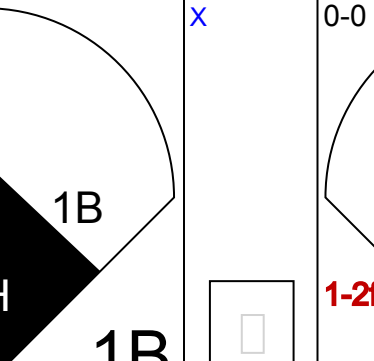
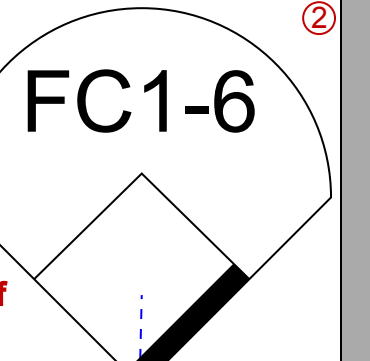
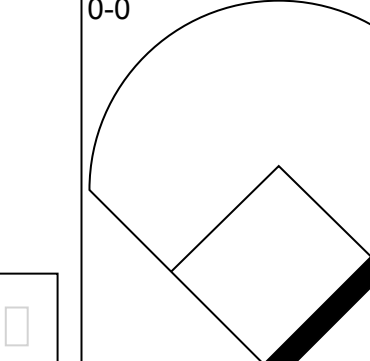
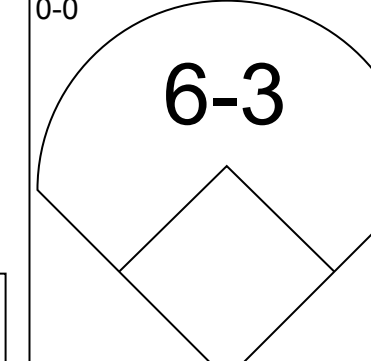
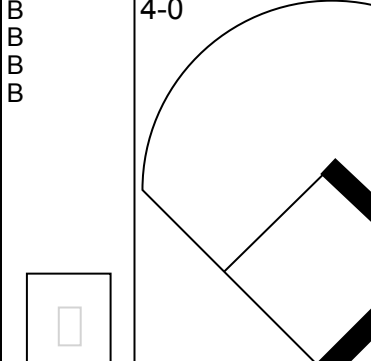
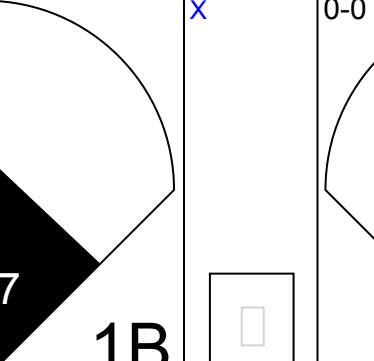
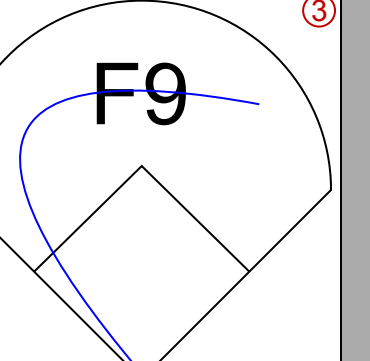
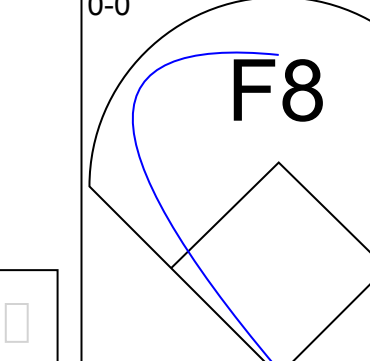
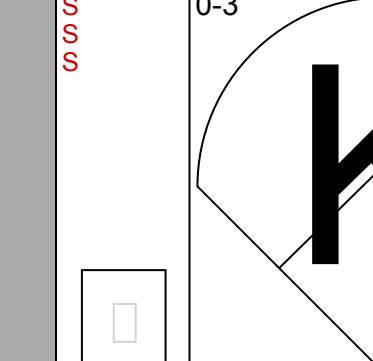
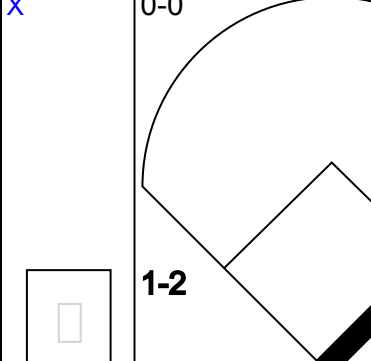
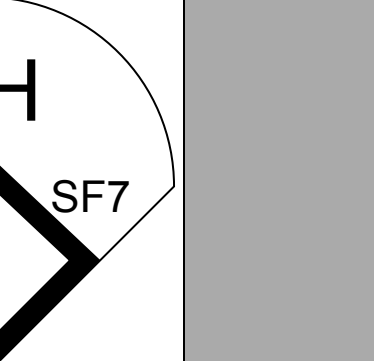
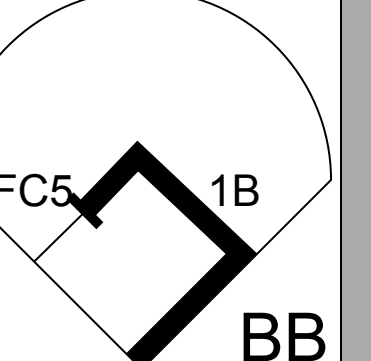
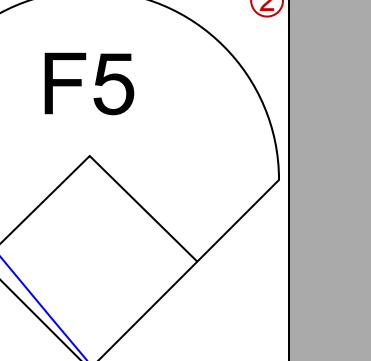
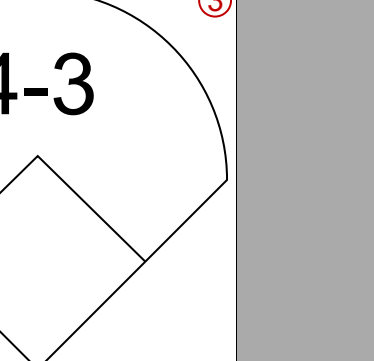
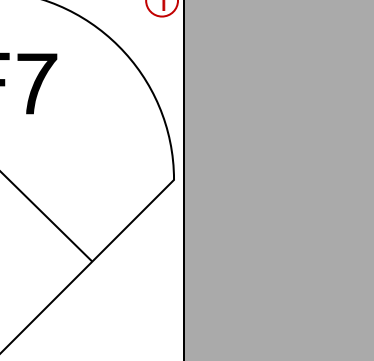



Batter	1	2	3	4	5	6	7	8	9	10	11	AB	R	H	RBI	BB	SO	LOB	TOP						
Ed Stroud, L OBP: 0.333, SLG: 0.352 (1, 8)												5	1	2	0	0	1	0							
Del Unser, L OBP: 0.321, SLG: 0.325 (1, 9)												5	0	0	0	0	0	1							
Frank Howard, R OBP: 0.416, SLG: 0.544 Rick Reichardt, R OBP: 0.335, SLG: 0.480 (1, 7) (8, 7)												4	0	0	0	0	2	1							
Mike Epstein, L OBP: 0.369, SLG: 0.444 (1, 3)												5	1	2	0	0	0	2							
Bernie Allen, L OBP: 0.347, SLG: 0.366 (1, 5)												3	0	1	0	2	0	2							
Ed Brinkman, R OBP: 0.330, SLG: 0.300 (1, 6)												4	0	1	0	1	0	3							
Jim French, L OBP: 0.355, SLG: 0.253 (1, 2)												3	0	0	0	2	0	3							
Davey Nelson, R OBP: 0.194, SLG: 0.160 (1, 4)												5	0	0	1	0	1	5							
Jackie Brown, R OBP: 0.154, SLG: 0.154 Casey Cox, R OBP: 0.136, SLG: 0.121 Darold Knowles, L OBP: 0.095, SLG: 0.050 Horacio Pina, R OBP: 0.331, SLG: 0.279 (1, 1) (8, 1) (9, 1) (11, 1) (11, 4)												3	0	0	0	0	1	4							
<b>Inning Stats</b>	R: 0 E: 0 K: 1 S: 5	H: 0 LOB: 0 BB: 0 P: 5	R: 1 E: 0 K: 0 S: 4	H: 1 LOB: 2 BB: 2 P: 12	R: 0 E: 0 K: 1 S: 6	H: 1 LOB: 1 BB: 0 P: 6	R: 0 E: 0 K: 1 S: 5	H: 0 LOB: 2 BB: 2 P: 13	R: 1 E: 0 K: 0 S: 5	H: 2 LOB: 1 BB: 0 P: 5	R: 0 E: 0 K: 1 S: 5	H: 0 LOB: 0 BB: 0 P: 3	R: 0 E: 0 K: 1 S: 6	H: 1 LOB: 2 BB: 1 P: 10	R: 0 E: 0 K: 1 S: 5	H: 0 LOB: 0 BB: 0 P: 5	R: 0 E: 0 K: 0 S: 3	H: 0 LOB: 1 BB: 0 P: 4	R: 0 E: 0 K: 0 S: 3	H: 1 LOB: 0 BB: 0 P: 3	1B: 6 2B: 0 3B: 0 HR: 0	SF: 0 SAC: 0 DP: 1 HBP: 1	WP: 1 PB: 0 SB: 1 CS: 0	PA: 44	
<b>PITCHER</b>	IP ERA WLS BF H R ER SO BB IBB HBP BLK WP HR S P ERA WHIP	IP ERA WLS BF H R ER SO BB IBB HBP BLK WP HR S P ERA WHIP	IP ERA WLS BF H R ER SO BB IBB HBP BLK WP HR S P ERA WHIP	IP ERA WLS BF H R ER SO BB IBB HBP BLK WP HR S P ERA WHIP	IP ERA WLS BF H R ER SO BB IBB HBP BLK WP HR S P ERA WHIP	IP ERA WLS BF H R ER SO BB IBB HBP BLK WP HR S P ERA WHIP	IP ERA WLS BF H R ER SO BB IBB HBP BLK WP HR S P ERA WHIP	IP ERA WLS BF H R ER SO BB IBB HBP BLK WP HR S P ERA WHIP	IP ERA WLS BF H R ER SO BB IBB HBP BLK WP HR S P ERA WHIP	IP ERA WLS BF H R ER SO BB IBB HBP BLK WP HR S P ERA WHIP	IP ERA WLS BF H R ER SO BB IBB HBP BLK WP HR S P ERA WHIP	IP ERA WLS BF H R ER SO BB IBB HBP BLK WP HR S P ERA WHIP	IP ERA WLS BF H R ER SO BB IBB HBP BLK WP HR S P ERA WHIP	IP ERA WLS BF H R ER SO BB IBB HBP BLK WP HR S P ERA WHIP	IP ERA WLS BF H R ER SO BB IBB HBP BLK WP HR S P ERA WHIP	IP ERA WLS BF H R ER SO BB IBB HBP BLK WP HR S P ERA WHIP	IP ERA WLS BF H R ER SO BB IBB HBP BLK WP HR S P ERA WHIP	IP ERA WLS BF H R ER SO BB IBB HBP BLK WP HR S P ERA WHIP	IP ERA WLS BF H R ER SO BB IBB HBP BLK WP HR S P ERA WHIP	IP ERA WLS BF H R ER SO BB IBB HBP BLK WP HR S P ERA WHIP	IP ERA WLS BF H R ER SO BB IBB HBP BLK WP HR S P ERA WHIP	IP ERA WLS BF H R ER SO BB IBB HBP BLK WP HR S P ERA WHIP	IP ERA WLS BF H R ER SO BB IBB HBP BLK WP HR S P ERA WHIP	IP ERA WLS BF H R ER SO BB IBB HBP BLK WP HR S P ERA WHIP	IP ERA WLS BF H R ER SO BB IBB HBP BLK WP HR S P ERA WHIP
Tom Phoebus, R ERA: 3.07 Dave Leonhard, R ERA: 5.08 Pete Richert, L ERA: 1.98 Eddie Watt, R ERA: 3.25 (1, 1) (7, 1) (9, 1) (10, 1)	6.0 2.0 1.0 2.0	WLS 8 3 7	BF 26 3 7	H 4 0 1	R 2 0 0	ER 0 0 0	SO 4 1 0	BB 4 0 0	IBB 0 0 0	HBP 0 0 1	BLK 0 0 0	WP 1 0 0	HR 0 0 0	S 30 5 6	P 46 13 5 7	ERA 3.00 0.00 0.00 0.00	WHIP 1.333 1.000 0.000 0.500								

Washington Senators @ Baltimore Orioles  
Memorial Stadium, Baltimore, MD  
Tue Sep 29 1970, 7:05 PM EDT  
Att: 5,616 - Unknown

AB 38  
R 2  
H 6  
RBI 1  
BB 5  
SO 6  
LOB 21



Batter	1	2	3	4	5	6	7	8	9	10	11	AB	R	H	RBI	BB	SO	LOB	BOTTOM						
Don Buford, S OBP: 0.404, SLG: 0.411 (1, 7) (5, 5)												3	0	1	0	2	1	0							
Chico Salmon, R OBP: 0.293, SLG: 0.388 (1, 6)												5	0	0	0	0	1	6							
Paul Blair, R OBP: 0.347, SLG: 0.444 (1, 8)												5	0	0	0	0	2	4							
Terry Crowley, L OBP: 0.396, SLG: 0.391 (1, 3)												5	0	1	0	0	1	2							
Brooks Robinson, R OBP: 0.334, SLG: 0.425 Don Baylor, R OBP: 0.300, SLG: 0.235 (1, 5) (5, 9)												2	0	0	0	0	0	0							
Davey Johnson, R OBP: 0.362, SLG: 0.395 (1, 4)												4	1	2	0	1	0	1							
Curt Molton, R OBP: 0.363, SLG: 0.393 (1, 9) (5, 7)												3	1	1	0	1	1	1							
Johnny Cates, L OBP: 0.333, SLG: 0.389 Andy Etchebarren, R OBP: 0.313, SLG: 0.352 (1, 2) (11, PH)												2	0	0	1	1	0	2							
Tom Phoebus, R ERA: 3.95 Dave Leonhard, R ERA: 4.46 Merv Rettenmund, R OBP: 0.336, SLG: 0.348 Pete Richert, L ERA: 1.98 Boog Powell, L OBP: 0.301, SLG: 0.325 Eddie Watt, R ERA: 3.25 Frank Robinson, R ERA: 3.10 (1, 1) (7, 1) (8, PH) (8, 1) (8, PH) (10, 1) (11, PH)	7.0 1.1 1.2 0.0	WLS 7 9 1	BF 28 9 1	H 4 2 1	R 2 1 0	ER 0 1 0	SO 4 1 0	BB 3 0 0	IBB 0 0 0	HBP 0 0 0	BLK 0 0 0	WP 1 0 0	HR 0 0 0	S 35 9 17	P 47 9 17	ERA 0.00 6.75 5.40 ∞	WHIP 1.000 1.500 2.400 ∞								
<b>Inning Stats</b>	R: 0 E: 0 K: 1 S: 5	H: 0 LOB: 0 BB: 0 P: 5	R: 0 E: 0 K: 0 S: 4	H: 1 LOB: 1 BB: 0 P: 4	R: 0 E: 0 K: 1 S: 6	H: 1 LOB: 2 BB: 1 P: 10	R: 0 E: 0 K: 0 S: 3	H: 0 LOB: 0 BB: 0 P: 3	R: 0 E: 0 K: 1 S: 5	H: 1 LOB: 2 BB: 1 P: 10	R: 0 E: 0 K: 1 S: 6	H: 1 LOB: 2 BB: 1 P: 10	R: 2 E: 1 K: 0 S: 6	H: 2 LOB: 2 BB: 1 P: 10	R: 0 E: 0 K: 1 S: 6	H: 1 LOB: 1 BB: 0 P: 6	R: 1 E: 0 K: 0 S: 2	H: 2 LOB: 2 BB: 1 P: 6	1B: 8 2B: 1 3B: 0 HR: 0	SF: 1 SAC: 1 DP: 0 HBP: 0	WP: 1 PB: 0 SB: 0 CS: 0	PA: 45			
<b>PITCHER</b>	IP ERA WLS BF H R ER SO BB IBB HBP BLK WP HR S P ERA WHIP	IP ERA WLS BF H R ER SO BB IBB HBP BLK WP HR S P ERA WHIP	IP ERA WLS BF H R ER SO BB IBB HBP BLK WP HR S P ERA WHIP	IP ERA WLS BF H R ER SO BB IBB HBP BLK WP HR S P ERA WHIP	IP ERA WLS BF H R ER SO BB IBB HBP BLK WP HR S P ERA WHIP	IP ERA WLS BF H R ER SO BB IBB HBP BLK WP HR S P ERA WHIP	IP ERA WLS BF H R ER SO BB IBB HBP BLK WP HR S P ERA WHIP	IP ERA WLS BF H R ER SO BB IBB HBP BLK WP HR S P ERA WHIP	IP ERA WLS BF H R ER SO BB IBB HBP BLK WP HR S P ERA WHIP	IP ERA WLS BF H R ER SO BB IBB HBP BLK WP HR S P ERA WHIP	IP ERA WLS BF H R ER SO BB IBB HBP BLK WP HR S P ERA WHIP	IP ERA WLS BF H R ER SO BB IBB HBP BLK WP HR S P ERA WHIP	IP ERA WLS BF H R ER SO BB IBB HBP BLK WP HR S P ERA WHIP	IP ERA WLS BF H R ER SO BB IBB HBP BLK WP HR S P ERA WHIP	IP ERA WLS BF H R ER SO BB IBB HBP BLK WP HR S P ERA WHIP	IP ERA WLS BF H R ER SO BB IBB HBP BLK WP HR S P ERA WHIP	IP ERA WLS BF H R ER SO BB IBB HBP BLK WP HR S P ERA WHIP	IP ERA WLS BF H R ER SO BB IBB HBP BLK WP HR S P ERA WHIP	IP ERA WLS BF H R ER SO BB IBB HBP BLK WP HR S P ERA WHIP	IP ERA WLS BF H R ER SO BB IBB HBP BLK WP HR S P ERA WHIP	IP ERA WLS BF H R ER SO BB IBB HBP BLK WP HR S P ERA WHIP	IP ERA WLS BF H R ER SO BB IBB HBP BLK WP HR S P ERA WHIP	IP ERA WLS BF H R ER SO BB IBB HBP BLK WP HR S P ERA WHIP	IP ERA WLS BF H R ER SO BB IBB HBP BLK WP HR S P ERA WHIP	IP ERA WLS BF H R ER SO BB IBB HBP BLK WP HR S P ERA WHIP

Washington Senators @ Baltimore Orioles  
Memorial Stadium, Baltimore, MD  
Tue Sep 29 1970, 7:05 PM EDT  
Att: 5,616 - Unknown

AB 38  
R 3  
H 9  
RBI 2  
BB 5  
SO 7  
LOB 19







Batter	1	2	3	4	5	6	7	8	9	AB	R	H	RBI	BB	SO	LOB	TOP					
Davey Nelson, R OBP: 0.196, SLG: 0.163 (1, 4)										4	0	1	0	0	1	1	<p>Washington Senators @ Baltimore Orioles Memorial Stadium, Baltimore, MD Wed Sep 30 1970, 7:05 PM EDT Att: 5,202 - Unknown</p>					
Ed Brinkman, R OBP: 0.330, SLG: 0.300 (1, 6)										4	0	1	1	0	0	1						
Frank Howard, R OBP: 0.417, SLG: 0.548 Del Unser, L OBP: 0.321, SLG: 0.325 (9, PR)										3	1	1	1	1	1	1						
Rick Reichardt, R OBP: 0.331, SLG: 0.473 (1, 8)										4	0	0	0	0	3	3						
Greg Goossen, R OBP: 0.351, SLG: 0.354 (1, 3)										4	0	0	0	0	1	1						
Aurelio Rodriguez, R OBP: 0.302, SLG: 0.420 (1, 5)										2	0	0	0	1	1	0						
Tom Grieve, R OBP: 0.290, SLG: 0.336 (1, 9)										3	0	1	0	0	1	0						
Dick Billings, R OBP: 0.308, SLG: 0.458 (1, 2)										2	1	0	0	1	0	1						
Bill Gogolewski, L Wayne Comer, R OBP: 0.319, SLG: 0.240 Jim Hannan, R OBP: 0.182, SLG: 0.129 Paul Casanova, R OBP: 0.251, SLG: 0.354 Denny Riddleberger, R (8, 1)										1	0	0	0	0	1	0						
<b>Inning Stats</b>	R: 0 E: 0 K: 2 S: 7	H: 0 LOB: 0 BB: 0 P: 7	R: 0 E: 0 K: 1 S: 4	H: 0 LOB: 0 BB: 1 P: 8	R: 0 E: 0 K: 1 S: 5	H: 1 LOB: 0 BB: 0 P: 5	R: 1 E: 0 K: 1 S: 6	H: 2 LOB: 0 BB: 0 P: 6	R: 0 E: 0 K: 0 S: 3	H: 0 LOB: 0 BB: 0 P: 3	R: 1 E: 0 K: 0 S: 4	H: 1 LOB: 2 BB: 2 P: 12	R: 0 E: 0 K: 2 S: 7	H: 0 LOB: 0 BB: 0 P: 7	R: 0 E: 0 K: 0 S: 3	H: 0 LOB: 0 BB: 0 P: 3		R: 0 E: 1 K: 2 S: 8	H: 0 LOB: 1 BB: 0 P: 8	1B: 2 2B: 0 3B: 1 HR: 1	SF: 0 SAC: 1 DP: 1 HBP: 0	WP: 0 PB: 0 CS: 1
<b>PITCHER</b> Dave McNally, L ERA: 3.22 (1, 1)	IP: 9.0 WLS: W BF: 32 H: 4 R: 2 ER: 2 SO: 9 BB: 3 IBB: 0 HBP: 0 BLK: 0 WP: 0 HR: 1 S: 47 P: 59 ERA: 2.00 WHIP: 0.778															<b>PITCHER</b>						

Batter	1	2	3	4	5	6	7	8	9	AB	R	H	RBI	BB	SO	LOB	BOTTOM			
Mark Belanger, R OBP: 0.302, SLG: 0.257 (1, 6)										2	0	0	0	2	0	3	<p>Washington Senators @ Baltimore Orioles Memorial Stadium, Baltimore, MD Wed Sep 30 1970, 7:05 PM EDT Att: 5,202 - Unknown</p>			
Paul Blair, R OBP: 0.346, SLG: 0.440 (1, 8)										4	1	0	0	1	0	3				
Boog Powell, L OBP: 0.411, SLG: 0.552 (1, 3)										3	2	1	0	1	0	2				
Frank Robinson, R OBP: 0.398, SLG: 0.515 Don Buford, S OBP: 0.404, SLG: 0.411 (9, 7)										3	1	3	2	1	0	0				
Merv Rettenmund, R OBP: 0.393, SLG: 0.545 (9, 9)										0	0	0	0	0	0	0				
Merv Rettenmund, R OBP: 0.393, SLG: 0.545 (9, 9)										4	1	1	2	0	1	4				
Brooks Robinson, R OBP: 0.335, SLG: 0.428 (1, 5)										3	0	1	2	1	0	0				
Davey Johnson, R OBP: 0.361, SLG: 0.394 (1, 4)										4	0	1	0	0	0	3				
Andy Etchebarren, R OBP: 0.313, SLG: 0.348 (1, 2)										3	0	0	0	1	2	0				
Dave McNally, R OBP: 0.242, SLG: 0.219 (1, 1)										2	1	0	0	2	0	2				
<b>Inning Stats</b>	R: 0 E: 0 K: 1 S: 6	H: 1 LOB: 2 BB: 1 P: 10	R: 0 E: 0 K: 0 S: 4	H: 1 LOB: 2 BB: 1 P: 8	R: 1 E: 0 K: 0 S: 5	H: 2 LOB: 2 BB: 1 P: 9	R: 0 E: 0 K: 1 S: 4	H: 0 LOB: 0 BB: 1 P: 8	R: 1 E: 0 K: 0 S: 3	H: 1 LOB: 0 BB: 1 P: 7	R: 0 E: 0 K: 1 S: 5	H: 0 LOB: 0 BB: 0 P: 5	R: 4 E: 0 K: 0 S: 5	H: 2 LOB: 1 BB: 3 P: 17	R: 0 E: 0 K: 0 S: 3	H: 0 LOB: 1 BB: 1 P: 7	1B: 4 2B: 2 3B: 1 HR: 0	SF: 0 SAC: 1 DP: 1 HBP: 0	WP: 0 PB: 0 CS: 1	PA: 39
<b>PITCHER</b> Bill Gogolewski, R ERA: 4.81 Jim Hannan, R ERA: 4.01 Denny Riddleberger, L ERA: 1.0 (8, 1)	IP: 5.0 WLS: L BF: 11 H: 2 R: 4 ER: 4 SO: 1 BB: 2 IBB: 1 HBP: 0 BLK: 0 WP: 0 HR: 0 S: 23 P: 22 ERA: 18.00 WHIP: 2.000															<b>PITCHER</b>				



Batter	1	2	3	4	5	6	7	8	9	AB	R	H	RBI	BB	SO	LOB	TOP										
Ed Stroud, L (1.8) OBP: 0.331, SLG: 0.349	G3	BB		K		5-3			F8	4	0	0	0	1	1	2	<b>Washington Senators @ Baltimore Orioles</b> <b>Memorial Stadium, Baltimore, MD</b> Thu Oct 01 1970, 7:05 PM EDT Att: 4,358 - Unknown 										
Del Unser, L (1.9) OBP: 0.319, SLG: 0.326	F7	L8		K			F9	2B	F8	5	0	1	0	0	1	5											
Frank Howard, R (1.3) OBP: 0.416, SLG: 0.546	BB			WP	1B	K		F9	6-3	4	0	1	0	1	1	1											
Rick Reichardt, R (1.7) OBP: 0.330, SLG: 0.473	K			F9	1B			K		4	1	1	0	0	2	3											
Bernie Allen, L (1.5) OBP: 0.342, SLG: 0.360		F7		K		L8		F8		4	0	0	0	0	1	3											
Ed Brinkman, R (1.6) OBP: 0.331, SLG: 0.301		1B		F3				F9		4	1	2	1	0	0	1											
Davey Nelson, R (1.4) OBP: 0.207, SLG: 0.168		1B		F4		6-3		S	BB	3	0	1	0	1	0	1											
Jim French, L (1.2) OBP: 0.358, SLG: 0.259		SH3-4				F9		6-3		4	0	2	1	0	0	1											
Dick Bosman, R (1.1) OBP: 0.148, SLG: 0.138		SH3-4				4-3		F8		2	0	1	0	0	0	0											
Denny Riddleberger, R (7.1) OBP: 0.136, SLG: 0.121										0	0	0	0	0	0	0											
Casey Cox, R (7.1) OBP: 0.136, SLG: 0.121										0	0	0	0	0	0	0											
Greg Goossen, R (8. PH) OBP: 0.347, SLG: 0.349										1	0	0	0	0	0	1											
Horacio Pina, R (8.1)										0	0	0	0	0	0	0											
<b>Inning Stats</b>	R: 0 E: 0 K: 1 S: 5	H: 0 LOB: 1 BB: 1 P: 9	R: 1 E: 0 K: 0 S: 6	H: 3 LOB: 3 BB: 1 P: 10	R: 0 E: 0 K: 1 S: 6	H: 1 LOB: 1 BB: 0 P: 6	R: 0 E: 0 K: 2 S: 9	H: 2 LOB: 2 BB: 0 P: 9	R: 1 E: 0 K: 1 S: 7	H: 2 LOB: 1 BB: 0 P: 7	R: 0 E: 0 K: 0 S: 3	H: 0 LOB: 0 BB: 0 P: 3	R: 0 E: 0 K: 1 S: 6	H: 1 LOB: 1 BB: 0 P: 6	R: 0 E: 0 K: 0 S: 3	H: 0 LOB: 1 BB: 1 P: 7	R: 0 E: 0 K: 0 S: 3	H: 0 LOB: 0 BB: 0 P: 3	1B: 7 2B: 2 3B: 0 HR: 0	SF: 0 SAC: 1 DP: 0 HBP: 0	WP: 1 PB: 0 SB: 1 CS: 0	PA: 39					
<b>PITCHER</b>	IP	WLS	BF	H	R	ER	SO	BB	IBB	HBP	BLK	WP	HR	S	P	ERA	WHIP										
Jim Palmer, R (1.1) ERA: 2.71	8.0		36	9	2	2	6	3	0	0	0	1	0	45	57	2.25	1.500										
Jim Hardin, R (9.1) ERA: 3.53	1.0	W	3	0	0	0	0	0	0	0	0	0	0	3	3	0.00	0.000										

Batter	1	2	3	4	5	6	7	8	9	AB	R	H	RBI	BB	SO	LOB	BOTTOM										
Don Buford, S (1.7) OBP: 0.406, SLG: 0.411	F8									3	0	1	0	2	0	2	<b>Washington Senators @ Baltimore Orioles</b> <b>Memorial Stadium, Baltimore, MD</b> Thu Oct 01 1970, 7:05 PM EDT Att: 4,358 - Unknown 										
Jim Hardin, R (9.1) OBP: 0.143, SLG: 0.111			BB	1B	F9	FC5-4	BB			0	0	0	0	0	0	0											
Paul Blair, R (1.8) OBP: 0.344, SLG: 0.438	6-3			BB		FC5-4	BB		1B	5	0	1	0	0	1	5											
Boog Powell, L (1.3) OBP: 0.411, SLG: 0.549										2	0	0	0	2	1	0											
Terry Crowley, L (8.3) OBP: 0.394, SLG: 0.388	K								1-3	1	0	0	0	0	0	0											
Frank Robinson, R (1.9) OBP: 0.398, SLG: 0.520										3	1	1	1	0	1	4											
Merv Rettenmund, R (6.9) OBP: 0.394, SLG: 0.544		HR		K		F6		6-3		2	1	1	0	0	0	0											
Brooks Robinson, R (1.5) OBP: 0.335, SLG: 0.429										3	1	1	0	0	0	1											
Chico Salmon, R (6.5) OBP: 0.291, SLG: 0.395	F7					F8			1B	2	0	2	0	0	0	0											
Davey Johnson, R (1.4) OBP: 0.380, SLG: 0.392										5	0	1	1	0	1	2											
Eliot Hendricks, L (1.2) OBP: 0.317, SLG: 0.382	F8									3	0	1	1	1	0	0											
Mark Belanger, R (1.6) OBP: 0.303, SLG: 0.259										4	0	2	0	0	1	0											
Jim Palmer, R (1.1) OBP: 0.165, SLG: 0.177										3	0	0	0	0	2	4											
Curt Motton, R (8. PH) OBP: 0.369, SLG: 0.393										0	0	0	0	1	0	0											
<b>Inning Stats</b>	R: 0 E: 0 K: 1 S: 5	H: 0 LOB: 0 BB: 0 P: 5	R: 1 E: 0 K: 0 S: 4	H: 1 LOB: 0 BB: 0 P: 4	R: 0 E: 0 K: 3 S: 10	H: 1 LOB: 3 BB: 2 P: 18	R: 1 E: 1 K: 1 S: 8	H: 3 LOB: 2 BB: 0 P: 8	R: 0 E: 0 K: 0 S: 3	H: 0 LOB: 1 BB: 1 P: 7	R: 0 E: 0 K: 1 S: 6	H: 1 LOB: 3 BB: 2 P: 14	R: 0 E: 0 K: 0 S: 4	H: 1 LOB: 1 BB: 0 P: 4	R: 0 E: 0 K: 1 S: 6	H: 1 LOB: 2 BB: 1 P: 10	R: 1 E: 0 K: 0 S: 4	H: 3 LOB: 2 BB: 0 P: 4	1B: 9 2B: 1 3B: 0 HR: 1	SF: 0 SAC: 0 DP: 0 HBP: 0	WP: 0 PB: 0 SB: 0 CS: 0	PA: 42					
<b>PITCHER</b>	IP	WLS	BF	H	R	ER	SO	BB	IBB	HBP	BLK	WP	HR	S	P	ERA	WHIP										
Dick Bosman, R (1.1) ERA: 3.0	0.1		1	0	0	0	0	0	0	0	0	0	0	1	1	0.00	0.000										
Denny Riddleberger, L (7.1) ERA: 0.96	0.1		3	1	0	0	0	0	0	0	0	0	0	3	3	0.00	1.500										
Casey Cox, R (7.1) ERA: 4.48	0.2	L	9	4	1	1	1	1	0	0	0	0	0	10	14	6.75	3.750										