



# Washington Senators - 1971

Batter	1	2	3	4	5	6	7	8	9	AB	R	H	RBI	BB	SO	LOB	TOP		
Bert Campaneris, R (1,6)	0-0 5-3		0-0 F7		0-0 F7			0-0 P4		4	0	0	0	0	0	2	<b>Oakland Athletics @ Washington Senators</b> Robert F. Kennedy Memorial Stadium, Washington, DC Mon Apr 05 1971, 3:33 AM EST Att: 45,061 - Unknown 		
Felipe Alou, R (1,7) OBP: 0.250, SLG: 0.500	0-0 P3		0-0 L7			0-0 F8		0-0 WP 2B		4	0	1	0	0	0	0			
Reggie Jackson, L (1,9) OBP: 0.250, SLG: 0.500	0-3 K			0-0 P3		0-0 F7 2B		0-3 K 2-3		4	0	1	0	0	2	1			
Don Mincher, L (1,3)		0-0 4-3		0-0 G3		0-0 F7 2-3		0-0 F8		4	0	0	0	0	0	1			
Sal Bando, R (1,5)		0-0 6-3		0-0 P4		0-0 3-1		4-0 FC5-4 BB		3	0	0	0	1	0	1			
Rick Monday, L (1,8) OBP: 0.750, SLG: 0.667		4-0 1B BB			0-0 G5-3 WP 1B		0-0 G5-4-3 1B	0-0 F8		3	0	2	0	1	0	1			
Dave Duncan, R (1,2) OBP: 0.500, SLG: 0.500		0-0 1-2 1B			0-0 G5-3 1B		0-0 G5-4-3 1-2	0-0 FC5-4 1-2		4	0	2	0	0	0	2			
Dick Green, R (1,4)		0-0 F7			0-0 G5-3 1-2 2-3		0-0 F7			3	0	0	0	0	0	4			
Vida Blue, S (1,1) Jim Panther, R (2,1) Ron Clark, R (3,PH) Jim Roland, R (3,1) Steve Hovley, L (5,PH) Bob Locker, S (5,1) Angel Mangual, R (8,PH) Paul Lindblad, L (8,1)			0-0 F8		4-0 BB		0-0 F9			0	0	0	0	0	0	0			
<b>Inning Stats</b>	R: 0 E: 0 K: 1 S: 5	H: 0 LOB: 0 BB: 0 P: 5	R: 0 E: 0 K: 0 S: 4	H: 1 LOB: 2 BB: 1 P: 8	R: 0 E: 0 K: 0 S: 3	H: 0 LOB: 0 BB: 0 P: 3	R: 0 E: 0 K: 0 S: 3	H: 2 LOB: 2 BB: 1 P: 8	R: 0 E: 0 K: 0 S: 4	H: 1 LOB: 1 BB: 0 P: 4	R: 0 E: 0 K: 0 S: 3	H: 1 LOB: 0 BB: 0 P: 3	R: 0 E: 0 K: 1 S: 6	H: 1 LOB: 1 BB: 0 P: 6	R: 0 E: 0 K: 0 S: 3	H: 0 LOB: 1 BB: 1 P: 7		1B: 4 2B: 2 3B: 0 HR: 0	SF: 0 SAC: 0 DP: 2 HBP: 0
<b>PITCHER</b> Dick Bosman, R (1,1) ERA:	IP: 9.0 WLS: W BF: 34 H: 6 R: 0 ER: 0 SO: 2 BB: 3 IBB: 0 HBP: 0 BLK: 0 WP: 2 HR: 0 S: 35 P: 47 ERA: 0.00 WHIP: 1.000																		

Batter	1	2	3	4	5	6	7	8	9	AB	R	H	RBI	BB	SO	LOB	BOTTOM		
Toby Harrah, R (1,6) OBP: 0.600, SLG: 0.500	0-0 1B BB		0-0 F7	4-0 SF9 1B 1-2 SF7 BB	0-0 1B		0-0 6-3			4	2	2	0	1	0	1	<b>Oakland Athletics @ Washington Senators</b> Robert F. Kennedy Memorial Stadium, Washington, DC Mon Apr 05 1971, 3:33 AM EST Att: 45,061 - Unknown 		
Curt Flood, R (1,8) OBP: 0.600, SLG: 0.333 Del Unser, L (9,9)	4-0 E 1B 1-2 BB	4-0 BB E WP BB		0-0 HBP 1B 1-2 2-3	0-3 K		0-0 F7			3	2	1	0	2	1	2			
Frank Howard, R (1,7) OBP: 0.200, SLG: 0.250 Tom McCraw, L (9,7)	0-3 K	0-0 E6 WP BB		0-0 SF9 1B 2-3 3-H	0-0 1B 1-2 2-H		0-0 P4			4	0	1	2	0	1	4			
Mike Epstein, L (1,3)	0-0 E 1B 1-2 2-H	4-0 1B 1-2 2-3 3-H		0-0 FC6-4 HBP 1B	0-3 K		0-0 F3			3	0	1	2	1	1	2			
Joe Foy, R (1,5)	0-0 E6 1B 1-2 2-3	0-0 F7 2-3 3-H		0-0 SF7 3-H		4-0 L4-3 BB				2	0	0	1	1	0	4			
Elliott Maddox, R (1,9) (9,8)	0-3 K		0-0 5-3	0-0 FC6-4 1-2		0-0 L4-3				4	0	0	0	0	1	6			
Paul Casanova, R (1,2) OBP: 0.500, SLG: 0.750	0-0 1-2 2-H 3-H 1B		0-0 5-3		0-0 1B 2B		0-0 P3			4	1	2	1	0	0	0			
Tim Cullen, R (1,4) OBP: 0.250, SLG: 0.250 Tom Ragland, R (8,4)		0-0 L8	0-0 P4		0-0 1B 1B 2-H		0-0 L6			4	1	1	1	0	0	0			
Dick Bosman, R (1,1)		4-0 E BB BB		4-0 1B BB SF9 BB	0-3 K		0-0 5-3			2	2	0	0	2	1	1			
<b>Inning Stats</b>	R: 2 E: 1 K: 2 S: 10	H: 3 LOB: 2 BB: 1 P: 14	R: 2 E: 1 K: 0 S: 4	H: 0 LOB: 2 BB: 3 P: 16	R: 0 E: 0 K: 0 S: 3	H: 0 LOB: 0 BB: 0 P: 3	R: 2 E: 0 K: 0 S: 4	H: 1 LOB: 2 BB: 2 P: 13	R: 2 E: 0 K: 3 S: 13	H: 4 LOB: 2 BB: 0 P: 13	R: 0 E: 0 K: 0 S: 2	H: 0 LOB: 0 BB: 1 P: 6	R: 0 E: 0 K: 0 S: 3	H: 0 LOB: 0 BB: 0 P: 3	R: 0 E: 0 K: 0 S: 3	H: 0 LOB: 0 BB: 0 P: 3		1B: 7 2B: 2 3B: 0 HR: 0	SF: 2 SAC: 0 DP: 1 HBP: 1
<b>PITCHER</b> Vida Blue, L (1,1) ERA: 5.4 Jim Panther, R (2,1) ERA Jim Roland, L (3,1) ERA: 9.0 Bob Locker, R (5,1) ERA: 6.0 Paul Lindblad, L (8,1) ERA:	IP: 1.2 WLS: L BF: 13 H: 3 R: 4 ER: 1 SO: 1 BB: 4 IBB: 0 HBP: 0 BLK: 0 WP: 0 HR: 0 S: 13 P: 29 ERA: 5.40 WHIP: 4.200																		

Batter	1	2	3	4	5	6	7	8	9	AB	R	H	RBI	BB	SO	LOB	TOP					
<b>Toby Harrah, R</b> OBP: 0.300, SLG: 0.222 (1, 6)	F7		K	5-3		K			P4	5	0	0	0	0	2	1	<b>Washington Senators @ Baltimore Orioles</b> <b>Memorial Stadium, Baltimore, MD</b> Wed Apr 07 1971, 3:33 AM EST Att: 36,423 - Unknown <a href="http://livebaseballscorecards.com">livebaseballscorecards.com</a>					
<b>Curt Flood, R</b> OBP: 0.400, SLG: 0.250 (1, 8)	1B		5-3		F8		E4	6-3	5	0	1	0	0	0	0							
<b>Frank Howard, R</b> OBP: 0.200, SLG: 0.222 (1, 7)	F9		1B	1B	F8		K	4-3	5	1	1	0	0	1	2							
<b>Mike Epstein, L</b> OBP: 0.667, SLG: 0.500 (1, 3)	BB		1B	1B	1B		4-3		3	1	2	0	0	0	0							
<b>Joe Foy, R</b> OBP: 0.500, SLG: 0.400 (1, 5)	FC6-4		E	1B	1B		HBP		3	0	2	1	1	0	0							
<b>Elliott Maddox, R</b> OBP: 0.125, SLG: 0.125 (1, 9)	FC6-4		E8	1B	3-1			F8	4	0	1	1	0	0	6							
<b>Paul Casanova, R</b> OBP: 0.375, SLG: 0.625 (1, 2)			P6				4-3	2B	4	0	1	0	0	2	3							
<b>Tim Cullen, R</b> OBP: 0.250, SLG: 0.250 (1, 4)	6-3			1-3		4-3			4	0	1	0	0	0	1							
<b>Casey Cox, R</b> (1, 1)						6-3			2	0	0	0	0	1	0							
<b>Richie Scheinblum, S</b> (8, PH)								G3	1	0	0	0	0	0	1							
<b>Gerry Janeski, R</b> (6, 1)									0	0	0	0	0	0	0							
<b>Dick Billings, R</b> (8, PH)									1	0	0	0	0	0	2							
<b>Denny Riddleberger, R</b> (8, 1)									0	0	0	0	0	0	0							
<b>Inning Stats</b>	R: 0 E: 0 K: 0 S: 5	H: 2 LOB: 3 BB: 1 P: 9	R: 0 E: 0 K: 2 S: 7	H: 0 LOB: 0 BB: 0 P: 7	R: 2 E: 1 K: 1 S: 9	H: 4 LOB: 2 BB: 0 P: 9	R: 0 E: 0 K: 0 S: 3	H: 0 LOB: 0 BB: 0 P: 3	R: 0 E: 0 K: 0 S: 4	H: 1 LOB: 2 BB: 0 P: 5	R: 0 E: 0 K: 1 S: 6	H: 1 LOB: 1 BB: 0 P: 6	R: 0 E: 1 K: 1 S: 5	H: 0 LOB: 0 BB: 0 P: 5	R: 0 E: 1 K: 1 S: 7	H: 1 LOB: 2 BB: 0 P: 7	R: 0 E: 0 K: 0 S: 3	H: 0 LOB: 0 BB: 0 P: 3	1B: 8 2B: 2 3B: 0 HR: 0	SF: 0 SAC: 0 DP: 1 HBP: 1	WP: 0 PB: 0 CS: 1	PA: 39
<b>PITCHER</b> <b>Dave McNally, L</b> ERA: 2.0 (1, 1)	IP: 9.0 WLS: W BF: 39 H: 9 R: 2 ER: 2 SO: 6 BB: 1 IBB: 0 HBP: 1 BLK: 0 WP: 0 HR: 0 S: 49 P: 54 ERA: 2.00 WHIP: 1.111															<b>PITCHER</b>						

Batter	1	2	3	4	5	6	7	8	9	AB	R	H	RBI	BB	SO	LOB	BOTTOM			
<b>Paul Blair, R</b> OBP: 0.500, SLG: 0.500 (1, 8)	1B		4-3	SH1-3		F8		F8		4	0	2	0	0	0	2	<b>Washington Senators @ Baltimore Orioles</b> <b>Memorial Stadium, Baltimore, MD</b> Wed Apr 07 1971, 3:33 AM EST Att: 36,423 - Unknown <a href="http://livebaseballscorecards.com">livebaseballscorecards.com</a>			
<b>Davey Johnson, R</b> OBP: 0.333, SLG: 0.333 (1, 4)	F7		SH1-3		1B	2B		G5-4-3	3	1	1	0	0	0	3					
<b>Boog Powell, L</b> OBP: 0.250, SLG: 0.250 (1, 3)	P6		4-3		2B	1B		4-3	4	0	1	1	0	0	2					
<b>Frank Robinson, R</b> OBP: 0.500, SLG: 0.750 (1, 9)			5-3		1B			5-3	4	0	2	1	0	0	1					
<b>Merv Rettenmund, R</b> (1, 7)	6-3			5-3		IBB		S	2	0	0	0	2	0	2					
<b>Brooks Robinson, R</b> (1, 5)			F8	E6	1B	P5		F7	4	1	0	0	0	0	4					
<b>Elirod Hendricks, L</b> OBP: 0.250, SLG: 0.250 (1, 2)	F8			FC5-4	1B	6-3		3-1	4	0	1	1	0	0	3					
<b>Mark Belanger, R</b> (1, 6)	F8			F7		F8		K	3	0	0	0	1	1	1					
<b>Dave McNally, R</b> OBP: 0.500, SLG: 0.500 (1, 1)			SH1-3	FC5-4	1B	G5-4-3		5-3	4	1	2	0	0	0	1					
<b>Inning Stats</b>	R: 0 E: 0 K: 0 S: 5	H: 2 LOB: 0 BB: 0 P: 5	R: 1 E: 0 K: 0 S: 5	H: 2 LOB: 1 BB: 0 P: 5	R: 1 E: 1 K: 0 S: 5	H: 1 LOB: 1 BB: 0 P: 5	R: 1 E: 0 K: 0 S: 6	H: 3 LOB: 3 BB: 1 P: 10	R: 0 E: 0 K: 0 S: 3	H: 1 LOB: 1 BB: 1 P: 7	R: 0 E: 0 K: 0 S: 3	H: 0 LOB: 1 BB: 1 P: 7	R: 0 E: 0 K: 1 S: 5	H: 0 LOB: 0 BB: 0 P: 5	R: 0 E: 0 K: 0 S: 3	H: 0 LOB: 0 BB: 0 P: 5		1B: 8 2B: 1 3B: 0 HR: 0	SF: 0 SAC: 1 DP: 1 HBP: 0	WP: 1 PB: 0 CS: 0
<b>PITCHER</b> <b>Casey Cox, R</b> ERA: 3.6 (1, 1)	IP: 5.0 WLS: L BF: 25 H: 3 R: 3 ER: 3 SO: 2 BB: 0 IBB: 0 HBP: 0 BLK: 0 WP: 1 HR: 0 S: 24 P: 28 ERA: 3.60 WHIP: 1.600															<b>PITCHER</b>				
<b>Gerry Janeski, R</b> ERA: (6, 1)	IP: 2.0 WLS: 8 BF: 1 H: 0 R: 0 ER: 0 SO: 0 BB: 2 IBB: 0 HBP: 0 BLK: 0 WP: 0 HR: 0 S: 6 P: 14 ERA: 0.00 WHIP: 1.500															<b>PITCHER</b>				
<b>Denny Riddleberger, L</b> ERA: (8, 1)	IP: 1.0 WLS: 3 BF: 0 H: 0 R: 0 ER: 0 SO: 1 BB: 0 IBB: 0 HBP: 0 BLK: 0 WP: 0 HR: 0 S: 5 P: 5 ERA: 0.00 WHIP: 0.000															<b>PITCHER</b>				


Batter	1	2	3	4	5	6	7	8	9	10	AB	R	H	RBI	BB	SO	LOB
Horace Clarke, S OBP: 0.333, SLG: 0.333 (1, 4)	0-0 4-3	0-0 4-3			0-0 G5-4-3 1B		0-0 F8		0-0 1-3 2H 1B		5	0	2	1	0	0	2
Thurman Munson, R OBP: 0.333, SLG: 0.250 (1, 2)	4-0 2B BB		0-0 5-3		0-0 G5-4-3 1-2f		0-0 6-3		0-0 4-3		4	1	0	0	1	0	3
Roy White, S OBP: 0.111, SLG: 0.444 (1, 7)	0-3 K		0-0 HR		0-3 K		0-0 F7		0-0 P6		5	1	1	1	0	2	1
Bobby Murcer, L OBP: 0.222, SLG: 0.333 (1, 8)	0-0 1H 2B		0-0 F7		0-0 G4-6-3 1B		0-0 P6		0-0 F8		5	0	2	1	0	0	0
Danny Cater, R OBP: 0.333, SLG: 0.250 (1, 3)	4-0 BB		0-0 L5		0-0 F9		0-0 F9		0-0 1B 1B		4	1	1	0	1	0	1
Jim Lytle, L OBP: 0.286, SLG: 0.286 (1, 9)	0-0 F2		0-0 FC6-4 1B		0-0 G4-6-3 1-2f		0-0 G4-6-3 1B		0-0 L6		4	0	1	0	0	0	4
Jerry Kenney, L OBP: 0.143, SLG: 0.143 (1, 5)		0-3 K		0-0 F7		0-0 F9		0-0 F9		0-0 1B 1B		4	1	1	0	0	1
Gene Michael, S OBP: 0.500, SLG: 0.667 (1, 6)		0-0 2B		0-0 F8		0-0 S 1B		0-0 S 1B		0-0 1B 1B		4	0	3	1	0	0
Fritz Peterson, S (1, 1)		0-3 K		0-0 FC6-4		0-0 F5		0-0 F5		0-3 K		2	0	0	0	0	1
Curt Blefary, L (7, PH)											1	0	0	0	0	0	1
Gary Waslewski, R (7, 1)											0	0	0	0	0	0	0
Jake Gibbs, L (9, PH)											1	0	0	0	0	1	2
Lindy McDaniel, R (9, 1)											0	0	0	0	0	0	0
<b>Inning Stats</b>	R: 1 E: 0 K: 1 S: 6	H: 1 LOB: 2 BB: 2 P: 14	R: 0 E: 0 K: 2 S: 8	H: 1 LOB: 1 BB: 0 P: 8	R: 1 E: 0 K: 1 S: 4	H: 1 LOB: 1 BB: 0 P: 4	R: 0 E: 0 K: 0 S: 3	H: 1 LOB: 0 BB: 0 P: 3	R: 0 E: 0 K: 0 S: 3	H: 0 LOB: 0 BB: 0 P: 3	R: 2 E: 0 K: 1 S: 9	H: 4 LOB: 2 BB: 0 P: 9	R: 0 E: 0 K: 0 S: 3	H: 0 LOB: 0 BB: 0 P: 3	1B: 8 2B: 2 3B: 0 HR: 1	SF: 0 SAC: 0 DP: 2 HBP: 0	WP: 0 PA: 41
<b>PITCHER</b> Denny McLain, R ERA: 3.6 (1, 1)	IP 10.0	WLS W 41	H 11	R 4	ER 4	SO 5	BB 2	IBB 0	HBP 0	BLK 0	WP 0	HR 1	S 49	P 57	ERA 3.60	WHIP 1.300	
<b>PITCHER</b>	IP	WLS	BF	H	R	ER	SO	BB	IBB	HBP	BLK	WP	HR	S	P	ERA	WHIP

**TOP**

**New York Yankees @ Washington Senators**  
Robert F. Kennedy Memorial Stadium, Washington, DC

Fri Apr 09 1971, 6:05 PM EST  
Att: 25,079 - Unknown - 68 F

AB	39
R	4
H	11
RBI	4
BB	2
SO	5
LOB	18




Batter	1	2	3	4	5	6	7	8	9	10	AB	R	H	RBI	BB	SO	LOB				
Toby Harrah, R OBP: 0.214, SLG: 0.154 (1, 6)	0-0 P3	0-0 F7			0-0 5-3			0-0 F7			4	0	0	0	0	0	1				
Curt Flood, R OBP: 0.357, SLG: 0.250 (1, 8)	0-0 1B		0-0 F9		0-0 1-3			0-0 1-3			4	0	1	0	0	0	0				
Frank Howard, R OBP: 0.286, SLG: 0.308 Del Unser, L (9, 9)	0-3 K		0-0 FC6-4 1B		0-0 1B SF7 1B			0-3 K			4	1	2	0	0	2	1				
Mike Epstein, L OBP: 0.538, SLG: 0.400 (1, 3)	0-0 5-3		0-3 K		0-0 FC6-4 1B			0-0 K			4	0	1	0	0	2	2				
Joe Foy, R OBP: 0.500, SLG: 0.750 (1, 5)		0-0 3B 2B	0-0 FC6-4		0-0 SF7			0-0 1B 2B			3	2	2	1	0	0	1				
Elliot Maddox, R OBP: 0.250, SLG: 0.417 (9, 7)		0-0 5-3 3B		0-0 F9		0-0 FC6-4 CS		0-0 1B 2B			4	1	2	2	0	0	1				
Paul Casanova, R OBP: 0.333, SLG: 0.455 (1, 2)		4-0 5-3 BB		0-0 F9		0-0 CS		0-0 F8		0-0 P4	3	0	0	0	1	0	1				
Tim Cullen, R OBP: 0.167, SLG: 0.167 (1, 4)		0-0 L4		0-0 6-3				0-3 K		0-0 F7	4	0	0	0	0	1	3				
Denny McLain, R (1, 1)		0-0 5-3			0-0 6-3			0-3 K2-3			3	0	0	1	0	1	1				
Tom McCraw, L OBP: 1.000, SLG: 4.000 (10, PH)		1-2 3H								0-0 HR	1	1	1	1	0	0	0				
<b>Inning Stats</b>	R: 0 E: 0 K: 1 S: 6	H: 1 LOB: 1 BB: 0 P: 6	R: 2 E: 0 K: 0 S: 5	H: 2 LOB: 1 BB: 1 P: 9	R: 0 E: 0 K: 1 S: 6	H: 1 LOB: 1 BB: 0 P: 6	R: 0 E: 0 K: 0 S: 3	H: 0 LOB: 0 BB: 0 P: 3	R: 1 E: 0 K: 2 S: 4	H: 2 LOB: 0 BB: 0 P: 4	R: 0 E: 0 K: 2 S: 7	H: 0 LOB: 0 BB: 0 P: 7	R: 0 E: 0 K: 1 S: 5	H: 0 LOB: 0 BB: 0 P: 5	R: 1 E: 0 K: 1 S: 7	H: 2 LOB: 1 BB: 0 P: 7	R: 1 E: 0 K: 0 S: 1	H: 1 LOB: 0 BB: 0 P: 1	1B: 5 2B: 2 3B: 1 HR: 1	SF: 1 SAC: 0 DP: 0 HBP: 0	WP: 0 PA: 37
<b>PITCHER</b> Fritz Peterson, L ERA: 4.5 (1, 1)	IP 6.0	WLS B 24	H 6	R 3	ER 3	SO 2	BB 1	IBB 0	HBP 0	BLK 0	WP 0	HR 0	S 27	P 31	ERA 4.50	WHIP 1.167					
<b>PITCHER</b>	IP	WLS	BF	H	R	ER	SO	BB	IBB	HBP	BLK	WP	HR	S	P	ERA	WHIP				

**BOTTOM**

**New York Yankees @ Washington Senators**  
Robert F. Kennedy Memorial Stadium, Washington, DC

Fri Apr 09 1971, 6:05 PM EST  
Att: 25,079 - Unknown - 68 F

AB	34
R	5
H	9
RBI	5
BB	1
SO	6
LOB	11



Batter	1	2	3	4	5	6	7	8	9	AB	R	H	RBI	BB	SO	LOB	TOP				
<b>Horace Clarke, S</b> OBP: 0.429, SLG: 0.385 (1.4)										4	1	2	0	1	0	2					
<b>Ron Woods, R</b> OBP: 0.600, SLG: 0.667 (1.9)										3	1	2	0	2	0	0					
<b>Thurman Munson, R</b> OBP: 0.214, SLG: 0.154 (1.2)										5	0	0	0	0	0	6					
<b>Roy White, S</b> OBP: 0.214, SLG: 0.500 (1.7)										5	0	2	1	0	0	0					
<b>Danny Cater, R</b> OBP: 0.357, SLG: 0.308 (7.3)										5	2	2	0	0	0	2					
<b>John Ellis, R</b> OBP: 0.333, SLG: 0.333 <b>Jerry Kenney, L</b> OBP: 0.250, SLG: 0.250 (7.5)										3	1	1	0	0	0	0					
<b>Bobby Murcer, L</b> OBP: 0.231, SLG: 0.385 (1.8)										4	0	1	1	0	1	2					
<b>Gene Michael, S</b> OBP: 0.400, SLG: 0.500 (1.6)										4	0	1	1	0	0	1					
<b>Mel Stottlemyre, R</b> OBP: 0.250, SLG: 0.250 (1.1)										4	0	1	1	0	2	1					
<b>Inning Stats</b>	R: 1 E: 0 K: 0 S: 3	H: 1 LOB: 0 BB: 1 P: 7	R: 0 E: 0 K: 0 S: 3	H: 0 LOB: 0 BB: 0 P: 3	R: 0 E: 0 K: 1 S: 6	H: 1 LOB: 2 BB: 1 P: 10	R: 2 E: 0 K: 1 S: 9	H: 4 LOB: 2 BB: 0 P: 9	R: 0 E: 0 K: 0 S: 4	H: 0 LOB: 0 BB: 0 P: 3	R: 0 E: 0 K: 0 S: 4	H: 2 LOB: 1 BB: 0 P: 4	R: 0 E: 1 K: 1 S: 8	H: 3 LOB: 1 BB: 0 P: 8	R: 1 E: 0 K: 0 S: 4	H: 1 LOB: 1 BB: 1 P: 8	1B: 11 2B: 2 3B: 0 HR: 0	SF: 0 SAC: 0 DP: 2 HBP: 0	WP: 0 PB: 0 SB: 2 CS: 0	PA: 41	
<b>PITCHER</b>	IP	WLS	BF	H	R	ER	SO	BB	IBB	HBP	BLK	WP	HR	S	P	ERA	WHIP				
<b>Jim Shellenback, L</b> ERA: 5.4 (1.1)	5.0	L	23	7	3	3	2	2	0	0	0	0	0	25	33	5.40	1.800				
<b>Gerry Janeski, R</b> ERA: 2.08 (6.1)	2.1		10	4	2	1	0	0	0	0	0	0	0	10	10	3.86	1.714				
<b>Denny Riddleberger, L</b> ERA: (8.1)	0.2		3	1	0	0	1	0	0	0	0	0	0	5	5	0.00	1.500				
<b>Horacio Pina, R</b> ERA: 9.0 (9.1)	1.0		5	1	1	1	0	1	0	0	0	0	0	4	8	9.00	2.000				

**New York Yankees @ Washington Senators**  
Robert F. Kennedy Memorial Stadium, Washington, DC  
Sat Apr 10 1971, 3:33 AM EST  
Att: 6,412 - Unknown

AB	38
R	6
H	13
RBI	4
BB	3
SO	3
LOB	14



Batter	1	2	3	4	5	6	7	8	9	AB	R	H	RBI	BB	SO	LOB	BOTTOM				
<b>Toby Harrah, R</b> OBP: 0.222, SLG: 0.125 (1.6)										3	0	0	0	1	0	0					
<b>Curt Flood, R</b> OBP: 0.276, SLG: 0.188 (1.8)										4	0	0	0	0	0	1					
<b>Frank Howard, R</b> OBP: 0.222, SLG: 0.235 (1.7)										4	0	0	0	0	2	1					
<b>Mike Epstein, L</b> OBP: 0.529, SLG: 0.429 (1.3)										4	0	2	0	0	0	0					
<b>Joe Foy, R</b> OBP: 0.467, SLG: 0.727 (1.5)										3	0	1	0	0	0	3					
<b>Elliott Maddox, R</b> OBP: 0.200, SLG: 0.333 (1.9)										3	0	0	0	0	0	1					
<b>Paul Casanova, R</b> OBP: 0.267, SLG: 0.357 (1.2)										3	0	0	0	0	0	1					
<b>Tim Cullen, R</b> OBP: 0.200, SLG: 0.143 (1.4)										2	0	0	0	1	0	0					
<b>Jim Shellenback, L</b> <b>Richie Scheinblum, S</b> <b>Gerry Janeski, R</b> <b>Denny Riddleberger, R</b> <b>Tom McCraw, L</b> <b>Horacio Pina, R</b> (1.1) (5. P6) (8.1) (8.1) (8. P6) (9.1)										1	0	0	0	0	0	0					
<b>Inning Stats</b>	R: 0 E: 0 K: 1 S: 6	H: 1 LOB: 2 BB: 1 P: 10	R: 0 E: 0 K: 0 S: 3	H: 0 LOB: 0 BB: 0 P: 3	R: 0 E: 0 K: 1 S: 5	H: 1 LOB: 0 BB: 0 P: 5	R: 0 E: 0 K: 0 S: 3	H: 0 LOB: 1 BB: 1 P: 7	R: 0 E: 0 K: 0 S: 4	H: 0 LOB: 0 BB: 0 P: 3	R: 0 E: 0 K: 0 S: 3	H: 1 LOB: 1 BB: 0 P: 4	R: 0 E: 0 K: 0 S: 3	H: 0 LOB: 0 BB: 0 P: 3	R: 0 E: 0 K: 0 S: 3	H: 0 LOB: 0 BB: 0 P: 3	1B: 2 2B: 1 3B: 0 HR: 0	SF: 0 SAC: 0 DP: 1 HBP: 0	WP: 0 PB: 0 SB: 0 CS: 0	PA: 31	
<b>PITCHER</b>	IP	WLS	BF	H	R	ER	SO	BB	IBB	HBP	BLK	WP	HR	S	P	ERA	WHIP				
<b>Mel Stottlemyre, R</b> ERA: (1.1)	9.0	W	31	3	0	0	2	2	0	0	0	0	0	33	41	0.00	0.556				

**New York Yankees @ Washington Senators**  
Robert F. Kennedy Memorial Stadium, Washington, DC  
Sat Apr 10 1971, 3:33 AM EST  
Att: 6,412 - Unknown

AB	29
R	0
H	3
RBI	0
BB	2
SO	2
LOB	8



Batter	1	2	3	4	5	6	7	8	9	AB	R	H	RBI	BB	SO	LOB	TOP				
Horace Clarke, S OBP: 0.444, SLG: 0.438 (1,4)	4-3		1-4-3			G6-4-3 HBP			5-3 2B	3	0	1	0	0	0	0	<b>New York Yankees @ Washington Senators</b> Robert F. Kennedy Memorial Stadium, Washington, DC Sun Apr 11 1971, 3:33 AM EST Unknown - 68 F <a href="http://livebaseballscorecards.com">livebaseballscorecards.com</a>				
Jerry Kenney, L OBP: 0.250, SLG: 0.250 (1,5)	K			P4-6 BB 1B		G6-4-3 1-2		5-3	4	0	1	0	0	1	2						
Roy White, S OBP: 0.278, SLG: 0.438 (1,7)	4-3			1-2 BB			3-1	4-0 S IBB	2	0	0	0	2	0	0						
Bobby Murcer, L OBP: 0.176, SLG: 0.294 (1,8)		4-1		F7			4-3	0-3 K	4	0	0	0	0	1	4						
Danny Cater, R OBP: 0.353, SLG: 0.313 (1,3)		6-3		P4-6 2-3			CS 1B		3	0	1	0	0	0	2						
Curt Blefary, L OBP: 0.250, SLG: 1.000 Ron Woods, R OBP: 0.800, SLG: 0.667 (8,9)					P5		CS 1-2	F8	3	1	1	1	0	0	0						
Thurman Munson, R OBP: 0.176, SLG: 0.125 (1,2)					F9			5-3	3	0	0	0	0	0	0						
Gene Michael, S OBP: 0.308, SLG: 0.385 (1,6)			4-1		3-1			K	3	0	0	0	0	1	0						
Steve Kline, R (1,1)			L1-3			L4		L5-3	3	0	0	0	0	0	0						
<b>Inning Stats</b>	R: 0 E: 0 K: 1 S: 5	H: 0 LOB: 0 BB: 0 P: 5	R: 1 E: 0 K: 0 S: 4	H: 1 LOB: 0 BB: 0 P: 4	R: 0 E: 0 K: 0 S: 3	H: 0 LOB: 0 BB: 0 P: 3	R: 0 E: 0 K: 0 S: 3	H: 1 LOB: 1 BB: 1 P: 7	R: 0 E: 0 K: 0 S: 3	H: 0 LOB: 0 BB: 0 P: 3	R: 0 E: 0 K: 0 S: 3	H: 1 LOB: 0 BB: 0 P: 3	R: 0 E: 0 K: 1 S: 5	H: 0 LOB: 0 BB: 0 P: 5	R: 0 E: 0 K: 1 S: 6	H: 1 LOB: 2 BB: 1 P: 10	1B: 2 2B: 2 3B: 0 HR: 1	SF: 0 SAC: 0 DP: 2 HBP: 1	WP: 0 PB: 0 CS: 1	PA: 32	
<b>PITCHER</b>	IP	WLS	BF	H	R	ER	SO	BB	IBB	HBP	BLK	WP	HR	S	P	ERA	WHIP				
Dick Bosman, R ERA: 0.53 (1,1)	8.0	L	26	3	1	1	2	1	0	1	0	0	1	28	33	1.12	0.500				
Darold Knowles, L ERA: (9,1)	1.0		5	1	0	0	1	0	1	0	0	0	0	6	10	0.00	1.000				


Batter	1	2	3	4	5	6	7	8	9	AB	R	H	RBI	BB	SO	LOB	BOTTOM				
Del Unser, L OBP: 0.250, SLG: 0.250 (1,9) (9,8)	F7		L1			1B		FC4-6 1-2		4	0	1	0	0	0	2	<b>New York Yankees @ Washington Senators</b> Robert F. Kennedy Memorial Stadium, Washington, DC Sun Apr 11 1971, 3:33 AM EST Unknown - 68 F <a href="http://livebaseballscorecards.com">livebaseballscorecards.com</a>				
Curt Flood, R OBP: 0.227, SLG: 0.150 Darold Knowles, L (9,1)	6-3			6-3		5-3		5-3	4	0	0	0	0	0	2						
Frank Howard, R OBP: 0.182, SLG: 0.190 (1,7)	F7			6-3			F8	K	4	0	0	0	0	1	0						
Mike Epstein, L OBP: 0.524, SLG: 0.471 Elliott Maddox, R OBP: 0.200, SLG: 0.333 (9, PR)		F8		K		1B 2B		L1-3 BB	3	0	1	0	1	1	0						
Joe Foy, R OBP: 0.474, SLG: 0.667 (1,5)		6-3			FC3-6 1B		2-3 1B	L1-3	4	0	2	0	0	0	1						
Jim French, L (1,2) Tom McCraw, L OBP: 0.333, SLG: 1.333 (7, PH) Paul Casanova, R OBP: 0.250, SLG: 0.333 (8, 2)		4-3			FC3-6 CS 1-2		L6	P6	2	0	0	0	0	0	1						
Toby Harrah, R OBP: 0.250, SLG: 0.222 Bernie Allen, L (7, PH) Tom Ragland, R (8, 4)			6-3 2B		K		4-3		2	0	1	0	0	0	2						
Tim Cullen, R OBP: 0.167, SLG: 0.118 (1,4) (8, 6)			6-3 2-3		CS 1-2	6-3		6-3	3	0	0	0	0	0	1						
Dick Bosman, R Richie Scheinblum, S (8, PH) (9, 9)			K			F3		FC4-6 BB	2	0	0	0	0	1	0						
<b>Inning Stats</b>	R: 0 E: 0 K: 0 S: 3	H: 0 LOB: 0 BB: 0 P: 3	R: 0 E: 0 K: 0 S: 3	H: 0 LOB: 0 BB: 0 P: 3	R: 0 E: 0 K: 1 S: 6	H: 1 LOB: 1 BB: 0 P: 6	R: 0 E: 0 K: 1 S: 5	H: 0 LOB: 0 BB: 0 P: 5	R: 0 E: 0 K: 0 S: 4	H: 1 LOB: 1 BB: 0 P: 4	R: 0 E: 0 K: 0 S: 5	H: 2 LOB: 2 BB: 0 P: 5	R: 0 E: 0 K: 0 S: 3	H: 0 LOB: 1 BB: 1 P: 7	R: 0 E: 0 K: 1 S: 5	H: 0 LOB: 2 BB: 1 P: 9	1B: 3 2B: 2 3B: 0 HR: 0	SF: 0 SAC: 0 DP: 0 HBP: 0	WP: 0 PB: 0 CS: 1	PA: 34	
<b>PITCHER</b>	IP	WLS	BF	H	R	ER	SO	BB	IBB	HBP	BLK	WP	HR	S	P	ERA	WHIP				
Steve Kline, R ERA: (1,1)	9.0	W	33	5	0	0	4	2	0	0	0	0	0	39	47	0.00	0.778				

Batter	1	2	3	4	5	6	7	8	9	AB	R	H	RBI	BB	SO	LOB	TOP				
<b>Horace Clarke, S</b> OBP: 0.435, SLG: 0.400 (1, 4)	5-3		1B S 1B BB		G1-6-3 1B		P4		F7	4	1	1	0	1	0	1	<b>New York Yankees @ Washington Senators</b> <b>Robert F. Kennedy Memorial Stadium, Washington, DC</b> Sun Apr 11 1971, 3:38 AM EST Att: 24,358 - Unknown - 70 F <a href="http://livebaseballscorecards.com">livebaseballscorecards.com</a>				
<b>Jerry Kenney, L</b> OBP: 0.313, SLG: 0.267 (1, 5)			F7		G1-6-3 1-2		FC5-4 1B			3	0	1	0	1	0	2					
<b>Roy White, S</b> OBP: 0.273, SLG: 0.400 (1, 7)	F8		P3-4 1B 1-3		6-3		FC5-4 1-2			4	0	1	0	0	0	2					
<b>Bobby Murcer, L</b> OBP: 0.286, SLG: 0.350 (1, 8)						WP S 1B 1B		K		3	1	2	1	1	1	0					
<b>Danny Cater, R</b> OBP: 0.286, SLG: 0.250 (1, 3)	L3		P3-4 2-3		K		F9			4	0	0	0	0	1	5					
<b>Curt Blefary, L</b> OBP: 0.286, SLG: 0.714 (8, PH) Ron Woods, R OBP: 0.667, SLG: 0.500 (8, 9)			F7		F7		P6			3	1	1	1	0	0	0					
<b>Jake Gibbs, L</b> OBP: 0.167, SLG: 0.333 (1, 2)			F7		5-3		2B 1B		F9	4	0	1	1	0	0	0					
<b>Gene Michael, S</b> OBP: 0.294, SLG: 0.412 (1, 6)					1-3		K		K	4	0	1	0	0	2	1					
<b>Mike Kekich, R</b> Jack Aker, R Ron Hansen, R Lindy McDaniel, R John Ellis, R Frank Baker, L			K		5-3		K		BB	2	0	0	0	0	1	1					
<b>Inning Stats</b>	R: 0 E: 0 K: 0 S: 3	H: 0 LOB: 2 BB: 2 P: 11	R: 0 E: 0 K: 1 S: 6	H: 1 LOB: 1 BB: 0 P: 6	R: 1 E: 0 K: 0 S: 4	H: 2 LOB: 1 BB: 1 P: 8	R: 0 E: 0 K: 0 S: 3	H: 0 LOB: 0 BB: 0 P: 3	R: 0 E: 0 K: 0 S: 3	H: 1 LOB: 0 BB: 0 P: 3	R: 2 E: 0 K: 2 S: 10	H: 3 LOB: 1 BB: 0 P: 10	R: 0 E: 0 K: 1 S: 6	H: 1 LOB: 1 BB: 0 P: 6	R: 0 E: 0 K: 1 S: 5	H: 0 LOB: 0 BB: 0 P: 5		R: 0 E: 0 K: 1 S: 5	H: 0 LOB: 1 BB: 1 P: 9	1B: 6 2B: 3 3B: 0 HR: 0	SF: 0 SAC: 0 DP: 2 HBP: 0
<b>PITCHER</b>	IP	WLS	BF	H	R	ER	SO	BB	IBB	HBP	BLK	WP	HR	S	P	ERA	WHIP				
<b>Casey Cox, R</b> ERA: 4.22	(1, 1)	5.2	24	6	3	3	2	3	0	0	0	1	0	25	37	4.76	1.588				
<b>Darold Knowles, L</b> ERA:	(6, 1)	3.1	W	13	2	0	0	4	1	0	0	0	0	20	24	0.00	0.900				

Batter	1	2	3	4	5	6	7	8	9	AB	R	H	RBI	BB	SO	LOB	BOTTOM				
<b>Toby Harrah, R</b> OBP: 0.250, SLG: 0.227 (1, 6)	E5 F8					K	L6			4	0	1	0	0	1	0	<b>New York Yankees @ Washington Senators</b> <b>Robert F. Kennedy Memorial Stadium, Washington, DC</b> Sun Apr 11 1971, 3:38 AM EST Att: 24,358 - Unknown - 70 F <a href="http://livebaseballscorecards.com">livebaseballscorecards.com</a>				
<b>Elliott Maddox, R</b> OBP: 0.211, SLG: 0.316 (1, 8)	K		P4			2B 1B	K			4	1	1	0	0	2	2					
<b>Frank Howard, R</b> OBP: 0.222, SLG: 0.320 Del Unser, L OBP: 0.250, SLG: 0.250 (9, 9)	F8					WP 1B 2B		K		4	1	2	1	0	1	1					
<b>Mike Epstein, L</b> OBP: 0.480, SLG: 0.400 (1, 3)	K				1-3	BB 1B BB		K		3	1	0	0	1	2	2					
<b>Joe Foy, R</b> OBP: 0.435, SLG: 0.556 (1, 5)			G1-6-3 BB			F2		F7		3	0	0	0	1	1	3					
<b>Richie Scheinblum, S</b> (9, 7)			P4			1B E BB				2	1	0	0	1	0	2					
<b>Paul Casanova, R</b> OBP: 0.222, SLG: 0.294 Bernie Allen, L OBP: 0.500, SLG: 0.500 Jim French, L (7, 2)	G1-6-3					F9	E9 1B			2	0	0	0	0	0	1					
<b>Tim Cullen, R</b> OBP: 0.143, SLG: 0.100 (1, 4)			4-3			F8	P4			3	0	0	0	0	0	1					
<b>Casey Cox, R</b> Darold Knowles, L (6, 1)			K			K	4-3			2	0	0	0	0	2	0					
<b>Inning Stats</b>	R: 0 E: 1 K: 2 S: 8	H: 0 LOB: 1 BB: 0 P: 8	R: 0 E: 0 K: 0 S: 2	H: 0 LOB: 0 BB: 1 P: 6	R: 0 E: 0 K: 1 S: 6	H: 1 LOB: 1 BB: 0 P: 6	R: 0 E: 0 K: 1 S: 6	H: 1 LOB: 1 BB: 0 P: 6	R: 0 E: 0 K: 1 S: 5	H: 0 LOB: 0 BB: 0 P: 5	R: 4 E: 1 K: 1 S: 8	H: 3 LOB: 1 BB: 2 P: 16	R: 0 E: 0 K: 1 S: 5	H: 0 LOB: 0 BB: 0 P: 5	R: 0 E: 0 K: 2 S: 7	H: 0 LOB: 0 BB: 0 P: 7		1B: 3 2B: 2 3B: 0 HR: 0	SF: 0 SAC: 0 DP: 1 HBP: 0	WP: 1 PA: 32 PB: 0 CS: 0	
<b>PITCHER</b>	IP	WLS	BF	H	R	ER	SO	BB	IBB	HBP	BLK	WP	HR	S	P	ERA	WHIP				
<b>Mike Kekich, L</b> ERA: 5.06	(1, 1)	5.1	22	4	3	3	6	2	0	0	0	0	0	3	7	0.00	3.000				
<b>Jack Aker, R</b> ERA: 5.4	(6, 1)	0.2	L	4	1	1	0	0	1	0	0	0	0	3	7	0.00	3.000				
<b>Lindy McDaniel, R</b> ERA: 6.0	(7, 1)	2.0	6	0	0	0	3	0	0	0	0	0	0	12	12	0.00	0.000				





Batter	1	2	3	4	5	6	7	8	9	AB	R	H	RBI	BB	SO	LOB	TOP										
Luis Aparicio, R OBP: 0.393, SLG: 0.625 (1, 6)	L4		K			G6-3 E BLK 1B		6-3		4	1	1	0	0	1	0	<b>Boston Red Sox @ Washington Senators</b> Robert F. Kennedy Memorial Stadium, Washington, DC Tue Apr 13 1971, 6:05 PM EST Att: 12,154 - Unknown <a href="http://livebaseballscorecards.com">livebaseballscorecards.com</a>										
Reggie Smith, S OBP: 0.333, SLG: 0.360 (1, 9)			L4			E6 G6-3		F8 G1-2-3 2B		4	0	2	0	0	0	1											
Carl Yastrzemski, L OBP: 0.320, SLG: 0.455 (1, 7)	F8					G6-3 1-2 2-3		F8 2-3		4	1	1	1	0	0	4											
Rico Petrocelli, R OBP: 0.462, SLG: 0.389 (1, 5)	F8					1-3 3-H				3	0	0	0	1	1	1											
George Scott, R OBP: 0.346, SLG: 0.364 (1, 3)						2B SF9 1B				2	2	2	0	1	0	0											
Duane Josephson, R OBP: 0.375, SLG: 0.476 (1, 2)						SF9 1-3 2B				4	1	2	2	0	0	4											
Billy Conigliaro, R OBP: 0.200, SLG: 0.318 (1, 8)	P4					SF9 2-3 3-H				3	0	0	1	0	1	0											
Doug Griffin, R OBP: 0.318, SLG: 0.263 (1, 4)	5-3					P4 0-0				4	0	0	0	0	0	1											
Sonny Siebert, R OBP: 0.286, SLG: 0.667 Sparky Lyle, L (9, 1)	K					5-3				4	0	0	0	0	2	1											
<b>Inning Stats</b>	R: 0 E: 0 K: 0 S: 4	H: 1 LOB: 1 BB: 0 P: 4	R: 2 E: 0 K: 1 S: 7	H: 2 LOB: 0 BB: 0 P: 7	R: 1 E: 0 K: 2 S: 8	H: 1 LOB: 0 BB: 0 P: 8	R: 1 E: 0 K: 0 S: 5	H: 2 LOB: 1 BB: 0 P: 5	R: 1 E: 1 K: 0 S: 4	H: 0 LOB: 0 BB: 0 P: 5	R: 0 E: 0 K: 0 S: 3	H: 0 LOB: 0 BB: 0 P: 3	R: 0 E: 0 K: 0 S: 3	H: 1 LOB: 2 BB: 2 P: 11	R: 0 E: 0 K: 1 S: 5	H: 0 LOB: 0 BB: 0 P: 5		1B: 4 2B: 2 3B: 0 HR: 2	SF: 1 SAC: 0 DP: 3 HBP: 1	WP: 1 PB: 0 SB: 0 CS: 0	PA: 36						
<b>PITCHER</b>	IP	WLS	BF	H	R	ER	SO	BB	IBB	HBP	BLK	WP	HR	S	P	ERA	WHIP										
Denny McLain, R ERA: 4.8 (1, 1)	5.0	L	22	7	5	4	3	0	0	0	1	0	2	28	28	7.20	1.400										
Casey Cox, R ERA: 3.55 (6, 1)	2.0		7	1	0	0	1	0	0	1	0	0	0	8	9	0.00	0.500										
Joe Grzenda, L ERA: (8, 1)	0.1		1	0	0	0	0	0	0	0	0	0	0	1	1	0.00	0.000										
Horacio Pina, R ERA: 2.25 (8, 1)	1.2		6	0	0	0	1	0	2	0	0	1	0	6	14	0.00	0.000										

Batter	1	2	3	4	5	6	7	8	9	AB	R	H	RBI	BB	SO	LOB	BOTTOM										
Del Unser, L OBP: 0.308, SLG: 0.385 (1, 8)	K		E5 1B			6-3 2B		F8		4	0	1	0	0	1	0	<b>Boston Red Sox @ Washington Senators</b> Robert F. Kennedy Memorial Stadium, Washington, DC Tue Apr 13 1971, 6:05 PM EST Att: 12,154 - Unknown <a href="http://livebaseballscorecards.com">livebaseballscorecards.com</a>										
Tim Cullen, R OBP: 0.233, SLG: 0.207 (1, 4) (8, 6)						K		F8		4	0	2	0	0	1	1											
Frank Howard, R OBP: 0.235, SLG: 0.313 Curt Flood, R OBP: 0.227, SLG: 0.150 (9, PR)						K				3	0	0	0	1	0	4											
Mike Epstein, L OBP: 0.441, SLG: 0.379 (1, 3)						6-3				0	1	0	0	0	0	0											
Joe Foy, R OBP: 0.438, SLG: 0.556 (1, 5)						K		E4 1B		4	0	0	0	0	1	2											
Richie Scheinblum, S OBP: 0.287, SLG: 0.187 (1, 9)										4	0	1	1	0	0	0											
Toby Harrah, R OBP: 0.188, SLG: 0.167 Horacio Pina, R (8, 1)										3	1	0	0	0	0	0											
Paul Casanova, R OBP: 0.238, SLG: 0.350 (1, 2)										0	0	0	0	0	0	0											
Denny McLain, R (1, 1)										0	0	0	0	0	0	0											
Bernie Allen, L OBP: 0.250, SLG: 0.250 (5, PH)										1	0	0	0	0	0	0											
Casey Cox, R (6, 1)										0	0	0	0	0	0	0											
Joe Grzenda, R (8, 1)										0	0	0	0	0	0	0											
Tom Ragland, R (8, 4)										1	0	0	0	0	0	0											
<b>Inning Stats</b>	R: 0 E: 0 K: 1 S: 5	H: 1 LOB: 0 BB: 0 P: 5	R: 0 E: 0 K: 0 S: 3	H: 0 LOB: 0 BB: 0 P: 3	R: 2 E: 2 K: 0 S: 6	H: 2 LOB: 1 BB: 0 P: 6	R: 0 E: 0 K: 0 S: 3	H: 0 LOB: 0 BB: 0 P: 3	R: 0 E: 0 K: 2 S: 8	H: 1 LOB: 1 BB: 0 P: 8	R: 0 E: 0 K: 0 S: 3	H: 0 LOB: 0 BB: 0 P: 3	R: 0 E: 0 K: 0 S: 3	H: 0 LOB: 0 BB: 0 P: 3	R: 0 E: 1 K: 0 S: 4	H: 0 LOB: 2 BB: 1 P: 8	1B: 3 2B: 2 3B: 0 HR: 0	SF: 0 SAC: 1 DP: 3 HBP: 0	WP: 0 PB: 1 SB: 0 CS: 0	PA: 33							
<b>PITCHER</b>	IP	WLS	BF	H	R	ER	SO	BB	IBB	HBP	BLK	WP	HR	S	P	ERA	WHIP										
Sonny Siebert, R ERA: 0.59 (1, 1)	8.1	W	32	5	3	0	3	1	0	0	0	0	0	37	41	0.00	0.720										
Sparky Lyle, L ERA: (9, 1)	0.2	S	1	0	0	0	0	0	0	0	0	0	0	1	1	0.00	0.000										



Batter	1	2	3	4	5	6	7	8	9	AB	R	H	RBI	BB	SO	LOB	TOP								
Toby Harrah, R OBP: 0.162, SLG: 0.143 Bernie Allen, L OBP: 0.286, SLG: 0.167	5-3		6-3		F8		FC5 1B BB		F7	3	0	0	0	0	0	0	1 0 0 0 0 0 0								
Curt Flood, R OBP: 0.250, SLG: 0.160	FC4-6 BB		K			5-3	1-2 2-3 3-H		4-3	4	0	1	1	1	1	0	4 0 1 1 1 1 0								
Mike Epstein, L OBP: 0.415, SLG: 0.343 Dick Billings, R Darold Knowles, L	K		4-3			K	SF8			3	0	0	0	0	2	1	3 0 0 0 0 0 2 1 0 0 0 1 0 0 0 0 0 0 0 0 0 0 0 0								
Joe Foy, R OBP: 0.400, SLG: 0.471	FC4-6			6-3		6-3	FC5			4	0	0	0	0	0	3	4 0 0 0 0 0 0 3								
Frank Howard, R OBP: 0.286, SLG: 0.333		K					FC4 1B 1B		F2	4	1	2	0	0	1	0	4 1 2 0 0 1 0								
Tom McCraw, L OBP: 0.500, SLG: 0.778		2B 1B			F8		FC4 1B		F7	4	1	2	0	0	0	1	4 1 2 0 0 0 1								
Jim French, L OBP: 0.400, SLG: 0.462		1B CS 2B			4-3		FC4 1B BB		E8	4	1	1	1	0	0	3	4 1 1 1 0 0 0 3								
Tim Cullen, R OBP: 0.263, SLG: 0.243					P4		BB 1B FC4 1B		6-3	4	1	2	1	0	0	1	4 1 2 1 0 0 0 1								
Dick Bosman, R Rchie Scheinblum, S OBP: 0.286, SLG: 0.116			K		2-3		FC4 1B BB		6-3	2	0	0	0	0	1	2	2 0 0 0 0 0 1 2 2 1 0 0 0 0 0 2								
<b>Inning Stats</b>	R: 0 E: 0 K: 1 S: 5	H: 0 LOB: 1 BB: 1 P: 9	R: 1 E: 0 K: 2 S: 9	H: 3 LOB: 1 BB: 0 P: 9	R: 0 E: 0 K: 1 S: 5	H: 0 LOB: 0 BB: 0 P: 5	R: 0 E: 0 K: 0 S: 4	H: 1 LOB: 1 BB: 0 P: 4	R: 0 E: 0 K: 0 S: 3	H: 0 LOB: 0 BB: 0 P: 3	R: 0 E: 0 K: 1 S: 5	H: 0 LOB: 0 BB: 0 P: 5	R: 4 E: 0 K: 0 S: 8	H: 4 LOB: 2 BB: 1 P: 12	R: 0 E: 1 K: 0 S: 4	H: 0 LOB: 1 BB: 0 P: 4	R: 0 E: 0 K: 0 S: 3	H: 0 LOB: 0 BB: 0 P: 3	1B: 7 2B: 1 3B: 0 HR: 0	SF: 1 SAC: 0 DP: 0 HBP: 0	WP: 0 PB: 0 SB: 0 CS: 2	PA: 38			
<b>PITCHER</b>	IP	WLS	BF	H	R	ER	SO	BB	IBB	HBP	BLK	WP	HR	S	P	ERA	WHIP								
Steve Hargan, R ERA: 12.19	6.1	L	29	8	5	5	5	2	0	0	0	0	0	37	45	7.11	1.579								
Steve Mingori, L ERA:	0.2		2	0	0	0	0	0	0	0	0	0	0	2	2	0.00	0.000								
Vince Colbert, R ERA: 2.35	2.0		7	0	0	0	0	0	0	0	0	0	0	7	7	0.00	0.000								

Washington Senators @ Cleveland Indians  
Cleveland Municipal Stadium, Cleveland, OH

AB 35  
R 5  
H 8  
RBI 5  
BB 2  
SO 5  
LOB 13



WP: 0 PA: 38  
PB: 0  
SB: 0  
CS: 2

Sat Apr 17 1971, 3:33 AM EST  
Alt. 5,108 - Unknown - 53 F

livebaseballscorecards.com

Batter	1	2	3	4	5	6	7	8	9	AB	R	H	RBI	BB	SO	LOB	BOTTOM								
John Lowenstein, L OBP: 0.600, SLG: 0.429	K			K		2B 4-3 1B			4-3	4	1	1	0	0	2	0	4 1 1 0 0 2 0								
Vada Pinson, L OBP: 0.346, SLG: 0.333	F7			2B 1B		4-3 2B				4	1	3	0	0	0	0	4 1 3 0 0 0 0								
Ray Fosse, R OBP: 0.267, SLG: 0.346	P6			1B 2B		4-3 BB			F7	3	1	1	0	1	0	1	3 1 1 0 1 0 1								
Graig Nettles, L OBP: 0.345, SLG: 0.417		4-3		1B IBB		4-3			F9	3	0	0	1	1	0	3	3 0 0 1 1 0 3								
Ken Harrelson, R OBP: 0.207, SLG: 0.148		6-3		G6-4-3 1B		G3-6-1 IBB			4-3	3	0	1	2	1	0	0	3 0 1 2 1 0 0								
Roy Foster, R OBP: 0.267, SLG: 0.357 Ted Uhlhaender, L OBP: 0.500, SLG: 0.750 Buddy Bradford, R OBP: 0.316, SLG: 0.375				G6-4-3 1B		G3-6-1 IBB			F8	2	0	0	0	0	0	2	2 0 0 0 0 0 0 2 1 0 0 0 0 0 0 3 1 0 0 0 0 0 0 0								
Larry Brown, R OBP: 0.333, SLG: 0.269				5-3		4-3				4	0	1	0	0	0	0	4 0 1 0 0 0 0 0								
Eddie Leon, R OBP: 0.231, SLG: 0.167			1-4-3		L8				1B	4	0	0	0	0	1	1	4 0 0 0 0 1 1								
Steve Hargan, R Steve Mingori, L Ted Ford, R Vince Colbert, R			F7		K				5-3	2	0	0	0	0	1	0	2 0 0 0 0 1 0 0 0 0 0 0 0 0 0 1 0 0 0 0 0 0 0 0 0 0 0 0 0 0 0								
<b>Inning Stats</b>	R: 0 E: 0 K: 1 S: 5	H: 0 LOB: 0 BB: 0 P: 5	R: 0 E: 0 K: 0 S: 3	H: 0 LOB: 0 BB: 0 P: 3	R: 0 E: 0 K: 1 S: 7	H: 3 LOB: 1 BB: 1 P: 11	R: 0 E: 0 K: 1 S: 5	H: 0 LOB: 0 BB: 0 P: 5	R: 1 E: 0 K: 0 S: 4	H: 2 LOB: 2 BB: 2 P: 12	R: 0 E: 0 K: 0 S: 3	H: 0 LOB: 0 BB: 0 P: 3	R: 0 E: 0 K: 0 S: 4	H: 1 LOB: 1 BB: 0 P: 4	R: 0 E: 0 K: 1 S: 6	H: 1 LOB: 1 BB: 0 P: 6	1B: 5 2B: 2 3B: 0 HR: 0	SF: 0 SAC: 0 DP: 2 HBP: 0	WP: 0 PB: 0 SB: 0 CS: 0	PA: 35					
<b>PITCHER</b>	IP	WLS	BF	H	R	ER	SO	BB	IBB	HBP	BLK	WP	HR	S	P	ERA	WHIP								
Dick Bosman, R ERA: 1.57	6.0	W	24	5	3	3	3	1	2	0	0	0	0	27	39	4.50	1.000								
Darold Knowles, L ERA:	3.0	S	11	2	0	0	1	0	0	0	0	0	0	13	13	0.00	0.667								

Washington Senators @ Cleveland Indians  
Cleveland Municipal Stadium, Cleveland, OH

AB 32  
R 3  
H 7  
RBI 3  
BB 3  
SO 4  
LOB 10

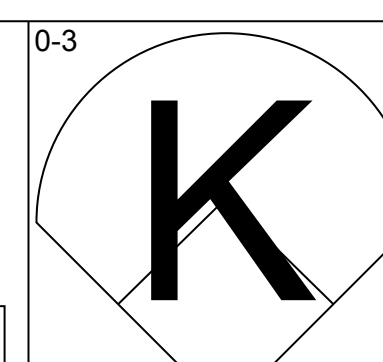
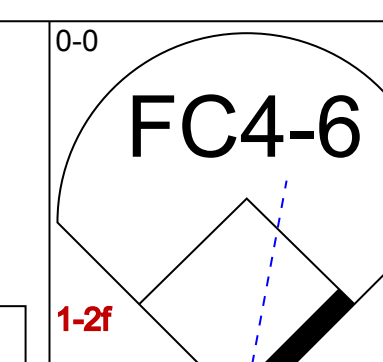
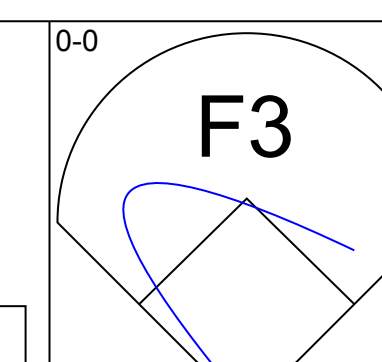
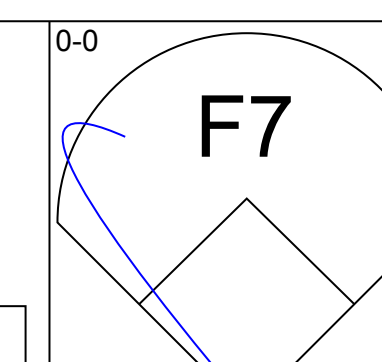
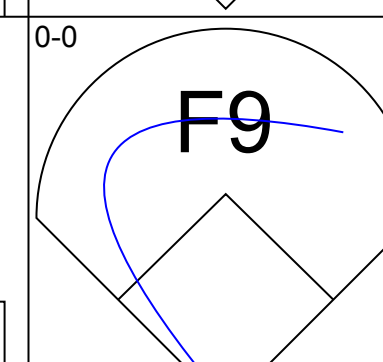
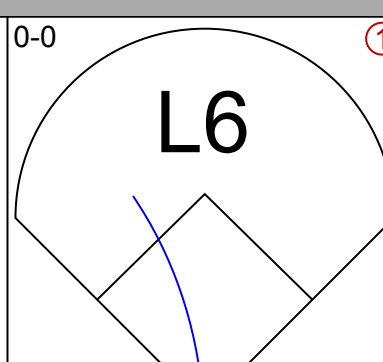
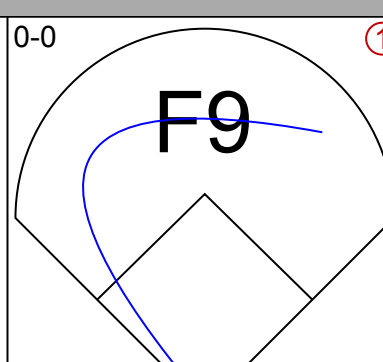
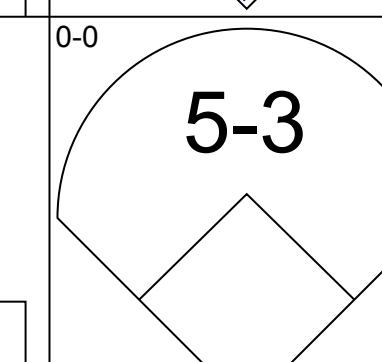
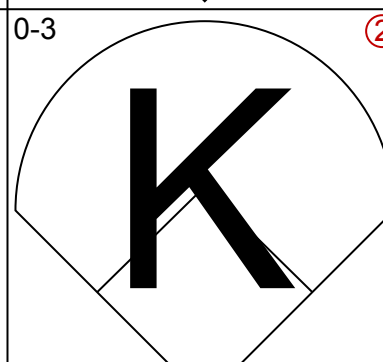
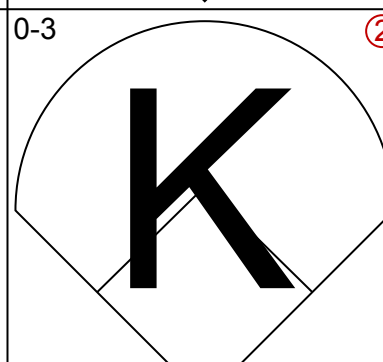
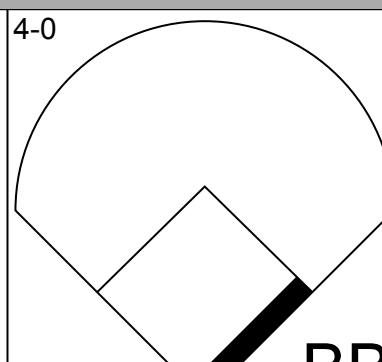
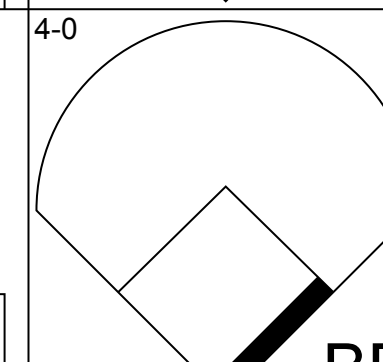
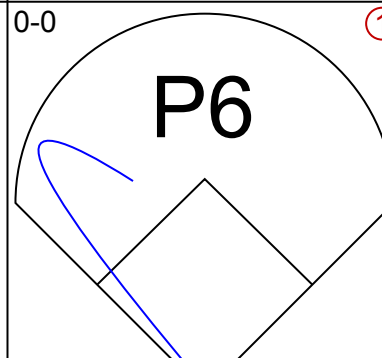
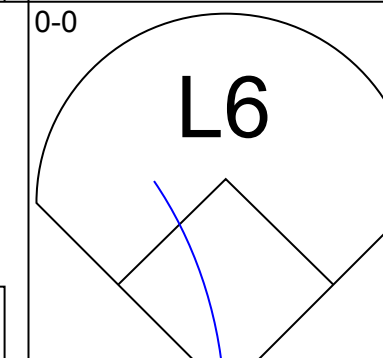
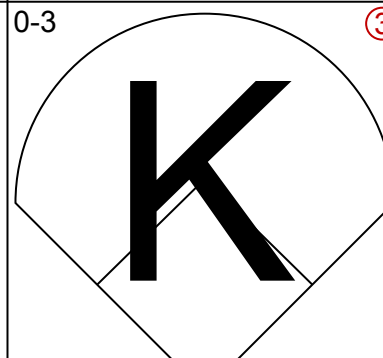
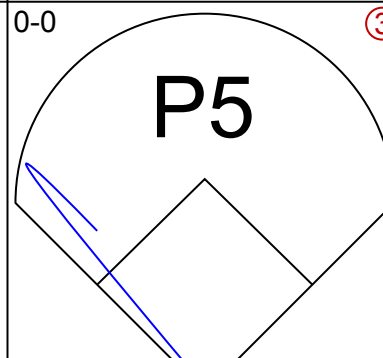
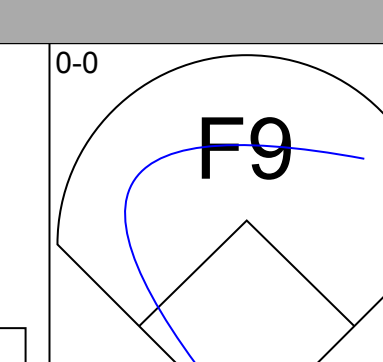
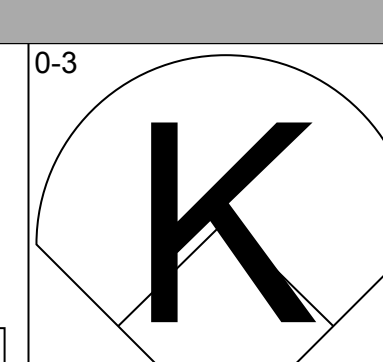
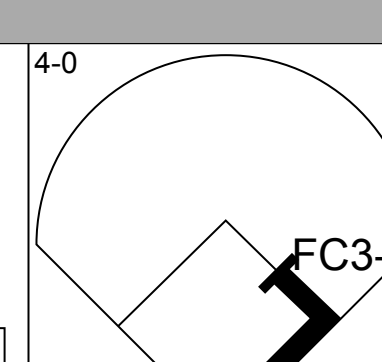
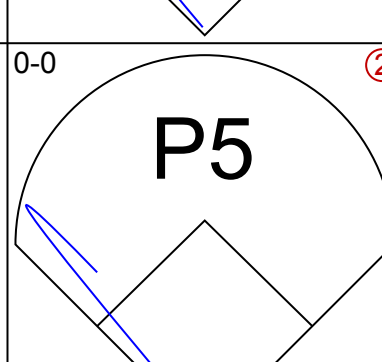
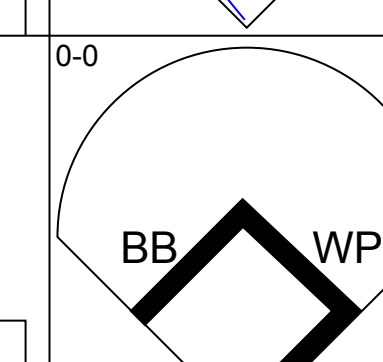
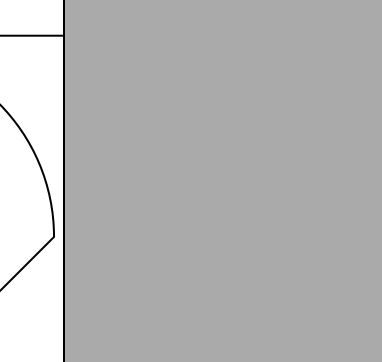
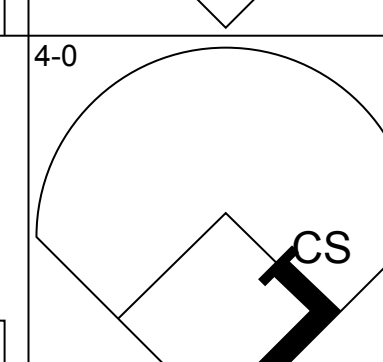
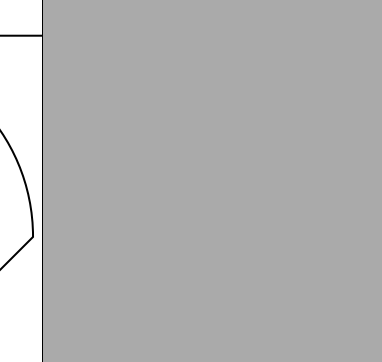
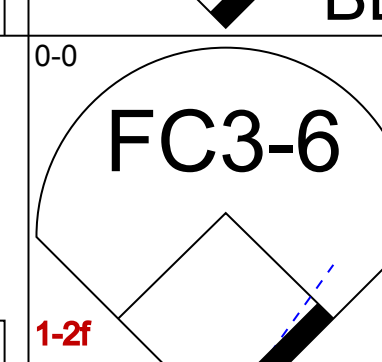
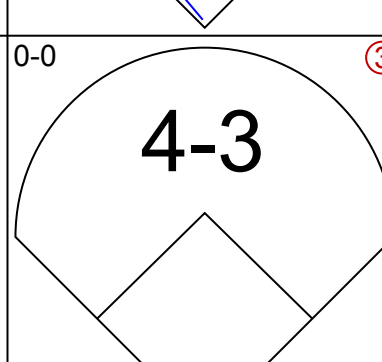
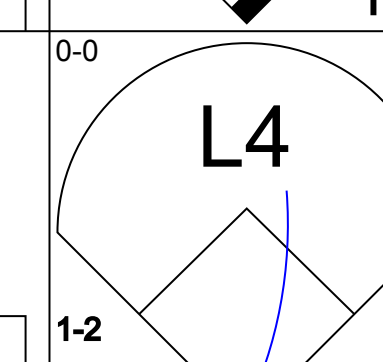
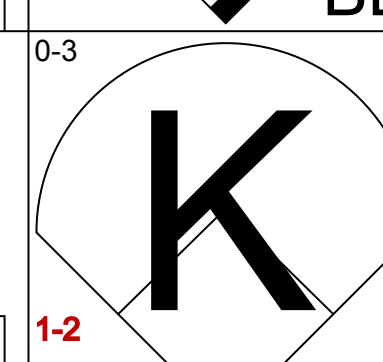
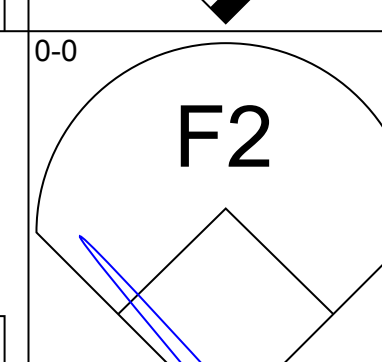
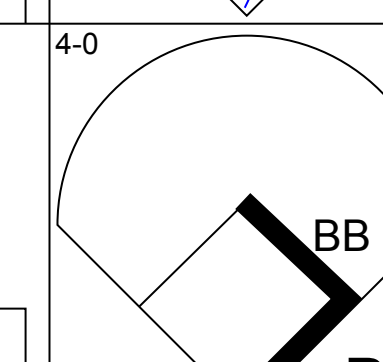

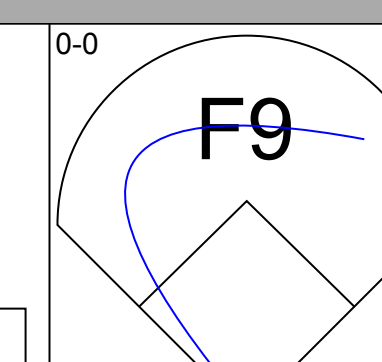
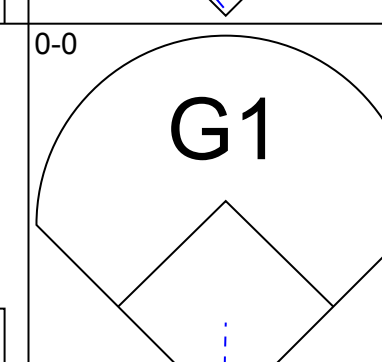
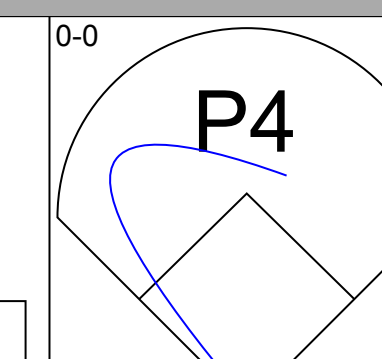


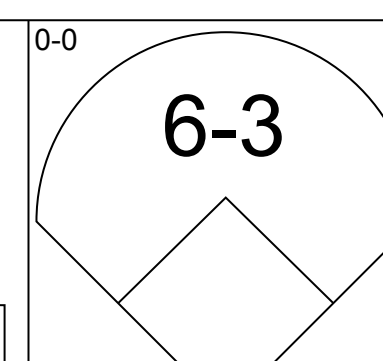
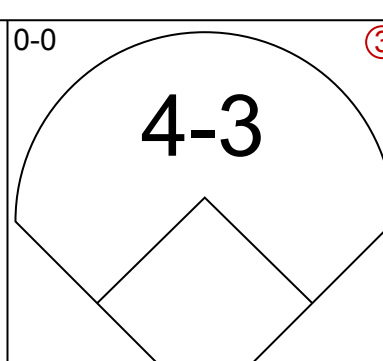
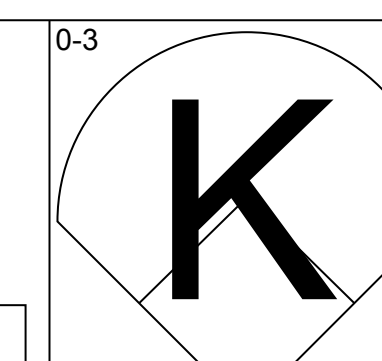
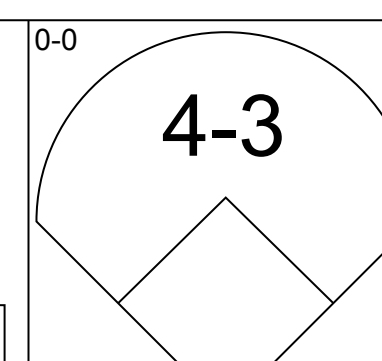


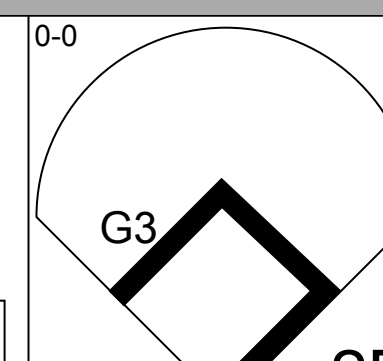

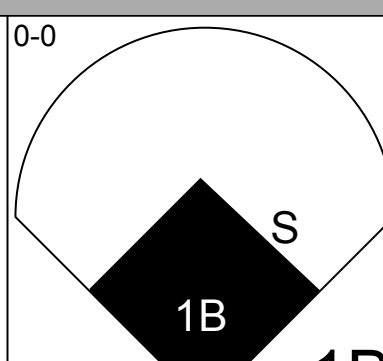

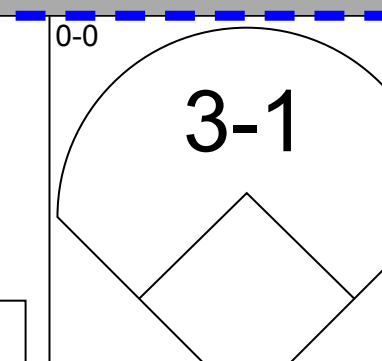
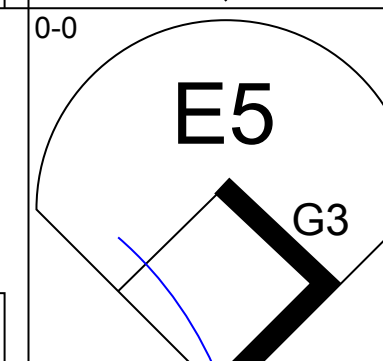
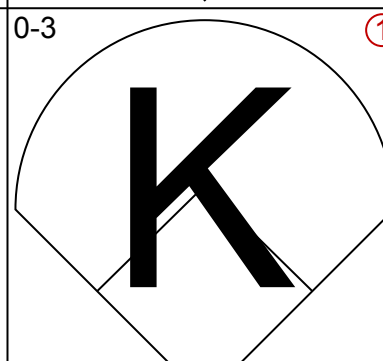
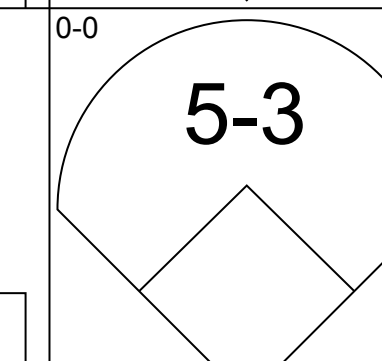
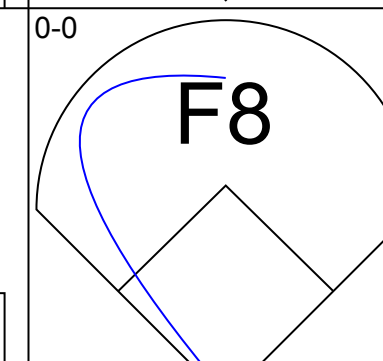
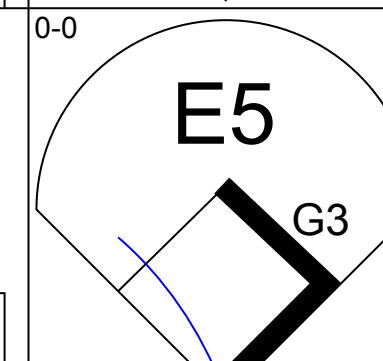
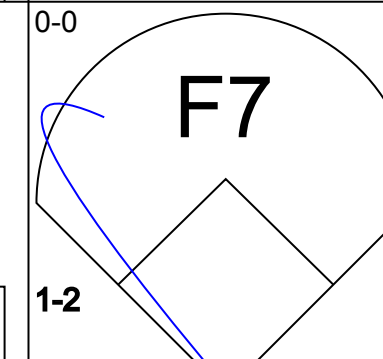
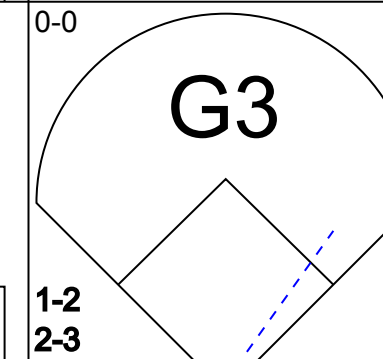
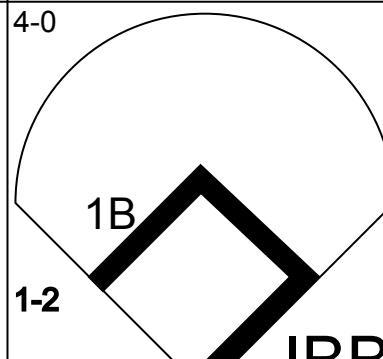

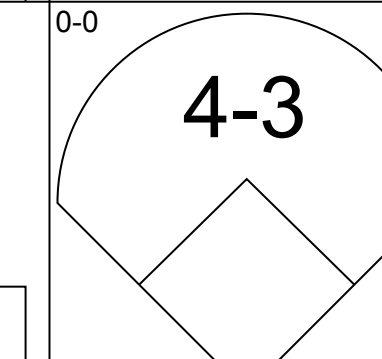
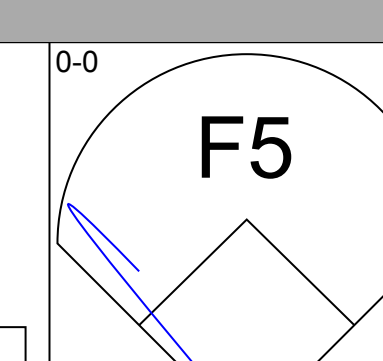
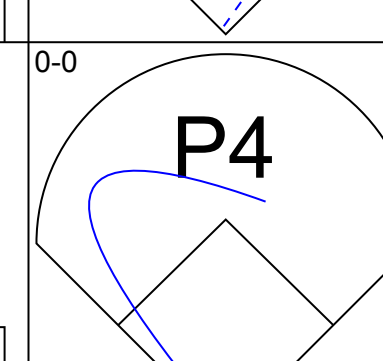
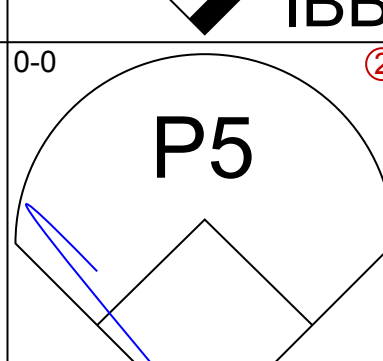
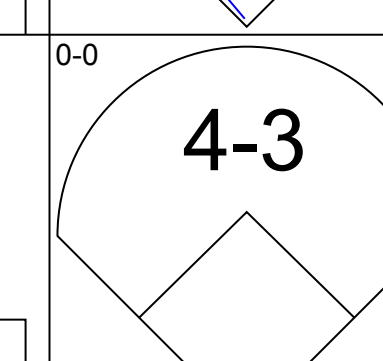
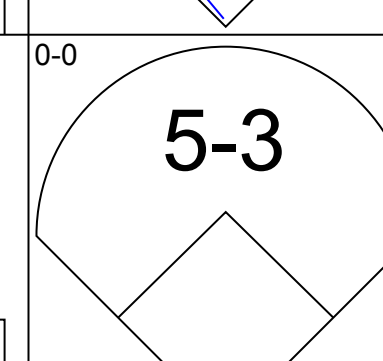
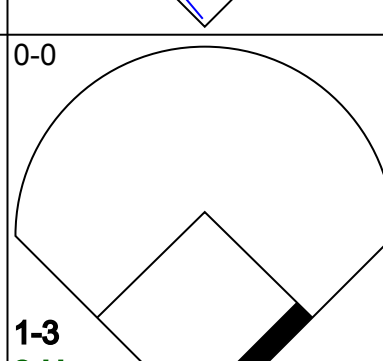
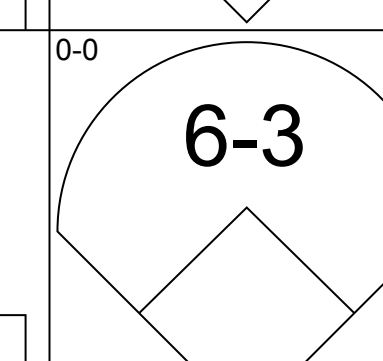
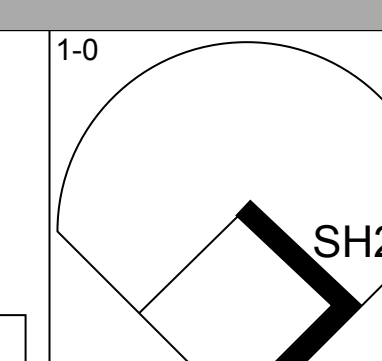
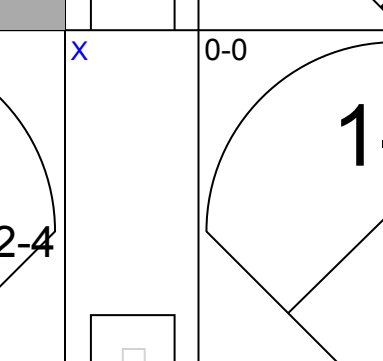
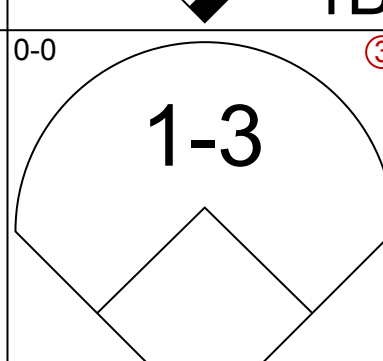
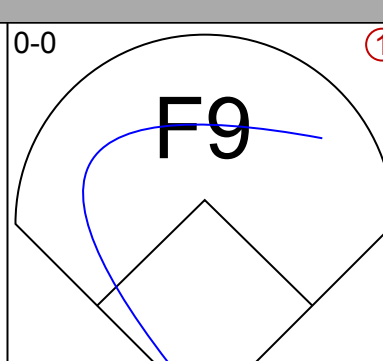
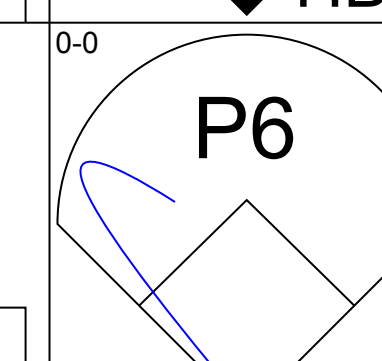
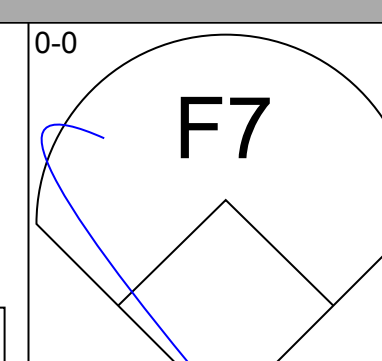
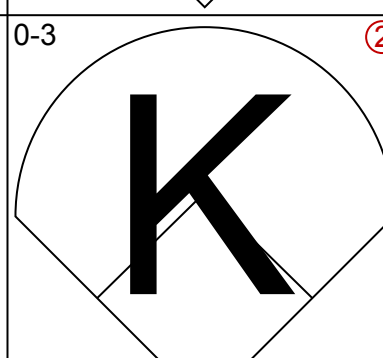
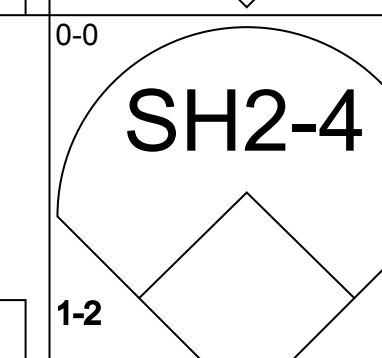
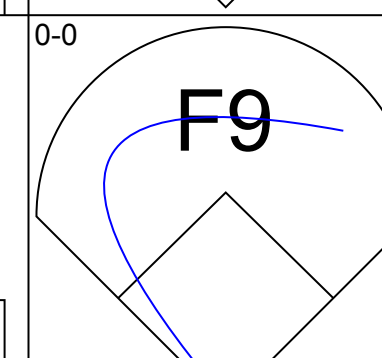
WP: 0 PA: 35  
PB: 0  
SB: 0  
CS: 0

Sat Apr 17 1971, 3:33 AM EST  
Alt. 5,108 - Unknown - 53 F

livebaseballscorecards.com



Batter	1	2	3	4	5	6	7	8	9	AB	R	H	RBI	BB	SO	LOB	TOP									
<b>Del Unser, L</b> OBP: 0.300, SLG: 0.316 (1, 8)										4	0	0	0	0	1	3	<b>Washington Senators @ Cleveland Indians</b> Cleveland Municipal Stadium, Cleveland, OH Sun Apr 18 1971, 3:38 AM EST Att: 11,400 - Unknown <a href="http://livebaseballscorecards.com">livebaseballscorecards.com</a>									
<b>Tim Cullen, R</b> OBP: 0.255, SLG: 0.222 (1, 4)										4	0	0	0	0	0	0										
<b>Mike Epstein, L</b> OBP: 0.422, SLG: 0.324 (1, 3)										2	0	0	0	2	2	0										
<b>Curt Flood, R</b> OBP: 0.242, SLG: 0.167 (9, PR)										0	0	0	0	0	0	0										
<b>Joe Foy, R</b> OBP: 0.426, SLG: 0.447 (1, 3)										2	0	0	0	0	1	1										
<b>Bernie Allen, L</b> OBP: 0.222, SLG: 0.125 (3, 5)										2	0	0	0	0	0	1										
<b>Frank Howard, R</b> OBP: 0.294, SLG: 0.304 (1, 7)										3	0	0	0	1	1	1										
<b>Tom McCraw, L</b> OBP: 0.500, SLG: 0.667 (1, 9)										3	0	1	0	1	0	2										
<b>Jim French, L</b> OBP: 0.333, SLG: 0.375 (1, 2)										3	0	0	0	0	1	3										
<b>Toby Harrah, R</b> OBP: 0.205, SLG: 0.128 (1, 6)										2	0	0	0	1	0	1										
<b>Casey Cox, R</b> OBP: 0.200, SLG: 0.136 (8, PH)										1	0	0	0	1	1	0										
<b>Richie Scheinblum, S</b> OBP: 0.259, SLG: 0.136 (8, 1)										1	0	0	0	0	0	0										
<b>Gerry Janeski, R</b> OBP: 0.242, SLG: 0.167 (8, 1)										0	0	0	0	0	0	0										
<b>Inning Stats</b>	R: 0 E: 0 K: 1 S: 5	H: 0 LOB: 1 BB: 1 P: 9	R: 0 E: 0 K: 0 S: 4	H: 1 LOB: 3 BB: 2 P: 12	R: 0 E: 0 K: 2 S: 7	H: 0 LOB: 0 BB: 0 P: 7	R: 0 E: 0 K: 2 S: 6	H: 0 LOB: 0 BB: 1 P: 10	R: 0 E: 0 K: 1 S: 5	H: 0 LOB: 0 BB: 0 P: 5	R: 0 E: 0 K: 1 S: 5	H: 0 LOB: 1 BB: 1 P: 7	R: 0 E: 0 K: 0 S: 3	H: 0 LOB: 0 BB: 1 P: 3	R: 0 E: 0 K: 0 S: 3	H: 0 LOB: 1 BB: 1 P: 7	1B: 1 2B: 0 3B: 0 HR: 0	SF: 0 SAC: 0 DP: 0 HBP: 0	WP: 1 PB: 0 SB: 0 CS: 1	PA: 33						
<b>PITCHER</b> <b>Steve Dunning, R</b> ERA:	IP: 9.0 WLS: W BF: 33	H: 1 R: 0 ER: 0 SO: 7	BB: 6 IBB: 0 HBP: 0 BLK: 0	WP: 1 HR: 0 S: 41 P: 65	ERA: 0.00 WHIP: 0.778											ERA: 0.00 WHIP: 0.778										

Batter	1	2	3	4	5	6	7	8	9	AB	R	H	RBI	BB	SO	LOB	BOTTOM									
<b>John Lowenstein, L</b> OBP: 0.444, SLG: 0.357 (1, 4)										4	0	0	0	0	1	1	<b>Washington Senators @ Cleveland Indians</b> Cleveland Municipal Stadium, Cleveland, OH Sun Apr 18 1971, 3:38 AM EST Att: 11,400 - Unknown <a href="http://livebaseballscorecards.com">livebaseballscorecards.com</a>									
<b>Vada Pinson, L</b> OBP: 0.382, SLG: 0.387 (1, 8)										3	1	2	0	1	0	0										
<b>Roy Foster, R</b> OBP: 0.263 (1, 9)										4	0	0	0	0	1	3										
<b>Buddy Bradford, R</b> OBP: 0.316, SLG: 0.375 (9, 8)										0	0	0	0	0	0	0										
<b>Graig Nettles, L</b> OBP: 0.297, SLG: 0.323 (1, 5)										3	0	0	0	1	0	3										
<b>Ray Fosse, R</b> OBP: 0.270, SLG: 0.290 (1, 2)										3	0	0	0	0	0	4										
<b>Ted Uhlhaender, L</b> OBP: 0.300, SLG: 0.400 (1, 7)										3	0	1	1	0	0	2										
<b>Gomer Hodge, S</b> OBP: 0.625, SLG: 0.857 (1, 3)										2	0	0	0	0	0	2										
<b>Larry Brown, R</b> OBP: 0.306, SLG: 0.250 (1, 6)										3	0	0	0	0	0	1										
<b>Steve Dunning, R</b> ERA: 4.5 (1, 1)										2	0	0	0	0	1	0										
<b>Inning Stats</b>	R: 0 E: 0 K: 0 S: 3	H: 0 LOB: 1 BB: 1 P: 7	R: 0 E: 0 K: 0 S: 3	H: 0 LOB: 0 BB: 0 P: 3	R: 0 E: 0 K: 1 S: 5	H: 0 LOB: 0 BB: 0 P: 5	R: 0 E: 1 K: 0 S: 5	H: 1 LOB: 2 BB: 0 P: 5	R: 0 E: 0 K: 1 S: 5	H: 0 LOB: 1 BB: 0 P: 6	R: 1 E: 0 K: 0 S: 7	H: 2 LOB: 2 BB: 1 P: 11	R: 0 E: 0 K: 0 S: 3	H: 0 LOB: 0 BB: 0 P: 3	R: 0 E: 0 K: 0 S: 3	H: 0 LOB: 0 BB: 0 P: 3	1B: 2 2B: 1 3B: 0 HR: 0	SF: 0 SAC: 1 DP: 0 HBP: 1	WP: 0 PB: 0 SB: 2 CS: 0	PA: 31						
<b>PITCHER</b> <b>Casey Cox, R</b> ERA: 2.75	IP: 7.0 WLS: L BF: 28	H: 3 R: 1 ER: 1 SO: 3	BB: 1 IBB: 1 HBP: 1 BLK: 0	WP: 0 HR: 0 S: 31 P: 40	ERA: 1.29 WHIP: 0.571											ERA: 1.29 WHIP: 0.571										
<b>Gerry Janeski, R</b> ERA: 4.5 (8, 1)	IP: 1.0 WLS: L BF: 3	H: 0 R: 0 ER: 0 SO: 0	BB: 0 IBB: 0 HBP: 0 BLK: 0	WP: 0 HR: 0 S: 3 P: 3	ERA: 0.00 WHIP: 0.000											ERA: 0.00 WHIP: 0.000										

Batter	1	2	3	4	5	6	7	8	9	AB	R	H	RBI	BB	SO	LOB	TOP
<b>Tim Cullen, R</b> <small>OBP: 0.269, SLG: 0.300</small> 										5	1	2	2	0	1	0	<b>Washington Senators @ New York Yankees</b> Yankee Stadium, Bronx, NY Tue Apr 20 1971, 3:33 AM EST Alt. 6,851 - Unknown - 69 F  <b>AB</b> 37 <b>R</b> 7 <b>H</b> 11 <b>RBI</b> 6 <b>BB</b> 4 <b>SO</b> 4 <b>LOB</b> 15 
<b>Curt Flood, R</b> <small>OBP: 0.263, SLG: 0.176</small> 										4	1	1	0	1	0	1	
<b>Frank Howard, R</b> <small>OBP: 0.321, SLG: 0.380</small> <b>Del Unser, L</b> <small>OBP: 0.300, SLG: 0.316</small> 										4	3	2	1	1	0	1	
<b>Joe Foy, R</b> <small>OBP: 0.404, SLG: 0.419</small> 										5	0	1	1	0	0	2	
<b>Elliott Maddox, R</b> <small>OBP: 0.355, SLG: 0.280</small> 										4	0	1	0	1	0	1	
<b>Mike Epstein, L</b> <small>OBP: 0.420, SLG: 0.317</small> 										4	1	1	1	0	1	1	
<b>Paul Casanova, R</b> <small>OBP: 0.300, SLG: 0.483</small> 										4	0	1	1	0	1	4	
<b>Toby Harrah, R</b> <small>OBP: 0.250, SLG: 0.167</small> 										3	0	2	0	1	0	0	
<b>Jim Shellenback, L</b> <small>OBP: 0.250, SLG: 0.167</small> 										4	1	0	0	0	1	5	
<b>Inning Stats</b> R: 2 H: 2 E: 1 K: 0 S: 5 WLS: 2 LOB: 2 BB: 1 P: 10	R: 0 H: 1 E: 0 K: 1 S: 6 WLS: 0 LOB: 1 BB: 0 P: 6	R: 2 H: 4 E: 0 K: 0 S: 6 WLS: 0 LOB: 2 BB: 1 P: 10	R: 1 H: 1 E: 0 K: 1 S: 4 WLS: 0 LOB: 0 BB: 0 P: 4	R: 0 H: 1 E: 0 K: 1 S: 6 WLS: 0 LOB: 2 BB: 1 P: 10	R: 0 H: 0 E: 0 K: 1 S: 5 WLS: 0 LOB: 1 BB: 1 P: 9	R: 0 H: 0 E: 0 K: 1 S: 5 WLS: 0 LOB: 0 BB: 0 P: 5	R: 2 H: 2 E: 0 K: 0 S: 5 WLS: 0 LOB: 0 BB: 0 P: 3	R: 0 H: 0 E: 0 K: 1 S: 3 WLS: 0 LOB: 0 BB: 0 P: 3	1B: 8 SF: 0 2B: 0 SAC: 0 3B: 1 DP: 1 HR: 2 HBP: 1	WP: 0 PA: 42 SB: 0 CS: 0							
<b>PITCHER</b> <b>Fritz Peterson, L</b> <small>ERA: 4.95</small> <b>Gary Waslewski, R</b> <small>ERA: 1.13</small> <b>Mike Kekich, L</b> <small>ERA: 5.54</small>	IP: 4.0 WLS: L BF: 22 H: 8 R: 5 ER: 4 SO: 1 BB: 1 IBB: 1 HBP: 1 BLK: 0 WP: 0 HR: 1 S: 21 P: 30 ERA: 9.00 WHIP: 2.250	IP: 3.0 WLS: 12 BF: 1 H: 0 R: 0 ER: 0 SO: 3 BB: 2 IBB: 0 HBP: 0 BLK: 0 WP: 0 HR: 0 S: 16 P: 24 ERA: 0.00 WHIP: 1.000	IP: 2.0 WLS: 8 BF: 2 H: 2 R: 2 ER: 2 SO: 0 BB: 0 IBB: 0 HBP: 0 BLK: 0 WP: 0 HR: 1 S: 8 P: 8 ERA: 9.00 WHIP: 1.000														
<b>Batter</b>	1	2	3	4	5	6	7	8	9	AB	R	H	RBI	BB	SO	LOB	BOTTOM
<b>Horace Clarke, S</b> <small>OBP: 0.393, SLG: 0.367</small> 										5	0	1	0	0	0	3	<b>Washington Senators @ New York Yankees</b> Yankee Stadium, Bronx, NY Tue Apr 20 1971, 3:33 AM EST Alt. 6,851 - Unknown - 69 F  <b>AB</b> 32 <b>R</b> 2 <b>H</b> 8 <b>RBI</b> 2 <b>BB</b> 4 <b>SO</b> 2 <b>LOB</b> 22 
<b>Thurman Munson, R</b> <small>OBP: 0.214, SLG: 0.162</small> 										3	0	2	1	0	0	1	
<b>Roy White, S</b> <small>OBP: 0.405, SLG: 0.613</small> 										3	1	2	1	1	0	1	
<b>Danny Cater, R</b> <small>OBP: 0.269, SLG: 0.280</small> 										4	0	0	0	0	0	4	
<b>Felipe Alou, R</b> <small>OBP: 0.278, SLG: 0.543</small> 										4	0	0	0	0	0	4	
<b>John Ellis, R</b> <small>OBP: 0.600, SLG: 0.667</small> 										3	0	1	0	1	0	0	
<b>Bobby Murcer, L</b> <small>OBP: 0.440, SLG: 0.571</small> 										4	0	1	0	0	1	3	
<b>Gene Michael, S</b> <small>OBP: 0.371, SLG: 0.355</small> 										3	0	1	0	1	0	2	
<b>Fritz Peterson, S</b> <small>OBP: 0.420, SLG: 0.200</small> <b>Ron Hansen, R</b> <small>OBP: 0.227, SLG: 0.125</small> <b>Gary Waslewski, R</b> <small>OBP: 0.250, SLG: 0.133</small> <b>Mike Kekich, R</b> <small>OBP: 0.250, SLG: 0.375</small>	IP: 9.0 WLS: W BF: 37 H: 8 R: 2 ER: 2 SO: 2 BB: 4 IBB: 0 HBP: 0 BLK: 0 WP: 0 HR: 1 S: 37 P: 43 ERA: 2.00 WHIP: 1.333	IP: 4.0 WLS: 4 BF: 16 H: 1 R: 0 ER: 0 SO: 1 BB: 1 IBB: 0 HBP: 0 BLK: 0 WP: 0 HR: 0 S: 16 P: 24 ERA: 0.00 WHIP: 1.000	IP: 2.0 WLS: 8 BF: 2 H: 2 R: 2 ER: 2 SO: 0 BB: 0 IBB: 0 HBP: 0 BLK: 0 WP: 0 HR: 1 S: 8 P: 8 ERA: 9.00 WHIP: 1.000														
<b>Inning Stats</b> R: 0 H: 1 E: 0 K: 0 S: 4	R: 0 H: 0 E: 1 K: 1 S: 5 WLS: 0 LOB: 0 BB: 0 P: 6	R: 1 H: 2 E: 0 K: 0 S: 5 WLS: 0 LOB: 2 BB: 1 P: 9	R: 0 H: 0 E: 0 K: 0 S: 3 WLS: 0 LOB: 1 BB: 1 P: 7	R: 0 H: 1 E: 0 K: 0 S: 4 WLS: 0 LOB: 0 BB: 0 P: 4	R: 0 H: 1 E: 0 K: 0 S: 4 WLS: 0 LOB: 1 BB: 0 P: 4	R: 1 H: 1 E: 0 K: 0 S: 4 WLS: 0 LOB: 0 BB: 0 P: 4	R: 0 H: 1 E: 0 K: 1 S: 5 WLS: 0 LOB: 1 BB: 1 P: 9	1B: 7 SF: 1 2B: 1 SAC: 0 3B: 0 DP: 3 HR: 1 HBP: 0	WP: 0 PA: 37 SB: 0 CS: 0								
<b>PITCHER</b> <b>Jim Shellenback, L</b> <small>ERA: 4.76</small>																	

Batter	1	2	3	4	5	6	7	8	9	AB	R	H	RBI	BB	SO	LOB	TOP					
<b>Del Unser, L</b> OBP: 0.385, SLG: 0.522 (1.8)										4	3	2	1	0	0		<b>Washington Senators @ New York Yankees</b> Yankee Stadium, Bronx, NY Wed Apr 21 1971, 3:33 AM EST Alt. 5,415 - Unknown - 73 F					
<b>Tim Cullen, R</b> OBP: 0.281, SLG: 0.309 (1.4)										5	2	2	0	0	2							
<b>Mike Epstein, L</b> OBP: 0.455, SLG: 0.400 (1.3)										4	0	3	3	1	0	1						
<b>Joe Foy, R</b> OBP: 0.386, SLG: 0.396 (1.5)										5	0	1	0	0	0	6						
<b>Frank Howard, R</b> OBP: 0.344, SLG: 0.400 (8.7)										5	0	3	1	0	1	2						
<b>Elliott Maddox, R</b> OBP: 0.355, SLG: 0.280 (8.9)										4	2	2	1	1	2	3						
<b>Tom McCraw, L</b> OBP: 0.526, SLG: 0.938 (1.7)										3	1	1	1	1	1	1						
<b>Jim French, L</b> OBP: 0.364, SLG: 0.368 (1.2)										5	0	2	0	0	1	3						
<b>Toby Harrah, R</b> OBP: 0.264, SLG: 0.191 (1.6)									2	0	0	0	0	1	2							
<b>Dick Bosman, R</b> OBP: 0.300, SLG: 0.556 (6, PH)									1	1	1	1	0	0	0							
<b>Darold Knowles, L</b> OBP: 0.300, SLG: 0.556 (6, PH)									1	0	0	0	0	0	2							
<b>Gerry Janeski, R</b> OBP: 0.300, SLG: 0.556 (7, PH)									0	0	0	0	0	0	0							
<b>Inning Stats</b>	R: 0 E: 0 K: 0 S: 4	H: 1 LOB: 1 BB: 0 P: 4	R: 0 E: 0 K: 1 S: 5	H: 1 LOB: 0 BB: 0 P: 5	R: 2 E: 0 K: 1 S: 8	H: 4 LOB: 1 BB: 0 P: 8	R: 1 E: 0 K: 1 S: 6	H: 1 LOB: 1 BB: 1 P: 10	R: 1 E: 1 K: 2 S: 10	H: 2 LOB: 2 BB: 0 P: 10	R: 2 E: 0 K: 1 S: 9	H: 4 LOB: 2 BB: 0 P: 9	R: 0 E: 0 K: 0 S: 4	H: 1 LOB: 2 BB: 1 P: 8	R: 1 E: 0 K: 0 S: 3	H: 1 LOB: 2 BB: 2 P: 11	R: 2 E: 0 K: 0 S: 6	H: 3 LOB: 1 BB: 0 P: 6	1B: 13 2B: 2 3B: 2 HR: 3	SF: 1 SAC: 3 DP: 1 HBP: 0	WP: 0 PB: 0 SB: 1 CS: 0	PA: 47
<b>PITCHER</b>	IP WLS BF H R ER SO BB IBB HBP BLK WP HR S P ERA WHIP																					
<b>Mel Stottlemyre, R</b> ERA: 2.78 (1.1)	5.2 28 11 6 5 6 1 0 0 0 0 3 39 43 7.94 2.118																					
<b>Lindy McDaniel, R</b> ERA: 4.91 (6.1)	0.1 3 2 0 0 0 0 0 0 0 0 0 3 3 0.00 6.000																					
<b>Jack Aker, R</b> ERA: 3.0 (7.1)	2.0 L 10 2 1 1 0 2 1 0 0 0 0 0 7 19 4.50 2.000																					
<b>Stan Bahnsen, R</b> ERA: 6.27 (9.1)	1.0 6 3 2 2 0 0 0 0 0 0 0 0 6 6 18.00 3.000																					

Batter	1	2	3	4	5	6	7	8	9	AB	R	H	RBI	BB	SO	LOB	BOTTOM					
<b>Horace Clarke, S</b> OBP: 0.393, SLG: 0.346 (1.4)										3	1	0	0	2	0	1	<b>Washington Senators @ New York Yankees</b> Yankee Stadium, Bronx, NY Wed Apr 21 1971, 3:33 AM EST Alt. 5,415 - Unknown - 73 F					
<b>Jake Gibbs, L</b> OBP: 0.167, SLG: 0.389 (1.2)										5	2	2	3	0	1							
<b>Roy White, S</b> OBP: 0.405, SLG: 0.583 (1.7)										5	0	2	0	0	1							
<b>Bobby Murcer, L</b> OBP: 0.436, SLG: 0.596 (1.8)										5	0	2	1	0	2							
<b>Danny Cater, R</b> OBP: 0.250, SLG: 0.259 (1.3)										4	1	0	0	0	3							
<b>Curt Blefary, L</b> OBP: 0.263, SLG: 0.353 (1.9)										1	0	0	0	1	0							
<b>Felipe Alou, R</b> OBP: 0.263, SLG: 0.514 (6, PH) (7.9)										2	0	0	0	1	2							
<b>Jerry Kenney, L</b> OBP: 0.344, SLG: 0.250 (1.5)										4	0	2	1	0	0							
<b>Gene Michael, S</b> OBP: 0.385, SLG: 0.382 (1.6)										3	1	1	0	1	3							
<b>Mel Stottlemyre, R</b> ERA: 2.22, SLG: 0.333 (6.1)										2	1	1	1	0	0	2						
<b>Lindy McDaniel, R</b> ERA: 4.91 (6.1)										0	0	0	0	0	0							
<b>John Ellis, R</b> OBP: 0.227, SLG: 0.615 (6, PH) (7.1)										1	0	0	0	0	1							
<b>Jack Aker, R</b> ERA: 3.0 (7.1)										0	0	0	0	0	0							
<b>Frank Tepedino, L</b> OBP: 0.107, SLG: 0.500 (9.1)										1	0	0	0	0	2							
<b>Stan Bahnsen, R</b> ERA: 6.27 (9.1)										0	0	0	0	0	0							
<b>Inning Stats</b>	R: 0 E: 0 K: 0 S: 3	H: 0 LOB: 0 BB: 0 P: 3	R: 1 E: 0 K: 0 S: 5	H: 2 LOB: 2 BB: 1 P: 9	R: 0 E: 0 K: 0 S: 3	H: 0 LOB: 0 BB: 1 P: 7	R: 0 E: 0 K: 0 S: 3	H: 0 LOB: 0 BB: 0 P: 3	R: 4 E: 0 K: 0 S: 6	H: 3 LOB: 0 BB: 1 P: 10	R: 0 E: 0 K: 1 S: 5	H: 0 LOB: 1 BB: 1 P: 9	R: 1 E: 0 K: 0 S: 6	H: 3 LOB: 2 BB: 0 P: 6	R: 0 E: 1 K: 0 S: 4	H: 1 LOB: 1 BB: 0 P: 4	R: 0 E: 0 K: 0 S: 3	H: 1 LOB: 0 BB: 0 P: 3	1B: 6 2B: 2 3B: 1 HR: 1	SF: 0 SAC: 0 DP: 1 HBP: 0	WP: 0 PB: 0 SB: 1 CS: 0	PA: 40
<b>PITCHER</b>	IP WLS BF H R ER SO BB IBB HBP BLK WP HR S P ERA WHIP																					
<b>Dick Bosman, R</b> ERA: 2.89 (1.1)	5.0 23 5 5 5 5 3 0 0 0 0 1 20 32 9.00 1.600																					
<b>Darold Knowles, L</b> ERA: 0.93 (6.1)	1.1 8 3 1 1 1 1 0 0 0 0 0 0 9 13 6.75 3.000																					
<b>Gerry Janeski, R</b> ERA: 3.68 (7.1)	2.2 W 9 2 0 0 0 0 0 0 0 0 0 0 9 9 0.00 0.750																					

Batter	1	2	3	4	5	6	7	8	9	AB	R	H	RBI	BB	SO	LOB	TOP								
<b>Tommy Harper, R</b> OBP: 0.290, SLG: 0.218 (1, 5)										4	0	0	0	0	0	1									
<b>Mike Hegan, L</b> OBP: 0.376, SLG: 0.452 (1, 3)										3	1	0	0	1	2	0									
<b>John Briggs, L</b> OBP: 0.344, SLG: 0.231 (1, 7)										4	1	1	0	0	2	0									
<b>Dave May, L</b> OBP: 0.293, SLG: 0.302 (1, 8)										4	1	1	2	0	2	0									
<b>Bill Voss, L</b> OBP: 0.300, SLG: 0.333 (1, 9)										3	0	0	0	1	0	0									
<b>Roberto Pena, R</b> OBP: 0.310, SLG: 0.240 (1, 6)										3	0	1	2	1	1	0									
<b>Phil Roof, R</b> OBP: 0.250, SLG: 0.189 (1, 2)										4	0	1	0	0	2	3									
<b>Ted Kubiak, S</b> OBP: 0.333, SLG: 0.392 (1, 4)										4	1	2	0	0	1	0									
<b>Bill Parsons, R</b> <b>Ken Sanders, R</b> (1, 1) (8, 1)										2	0	0	0	0	1	0									
<b>Inning Stats</b>	R: 0 E: 0 K: 2 S: 7	H: 0 LOB: 0 BB: 0 P: 7	R: 0 E: 0 K: 0 S: 3	H: 0 LOB: 0 BB: 0 P: 3	R: 0 E: 0 K: 1 S: 5	H: 0 LOB: 0 BB: 0 P: 5	R: 0 E: 0 K: 0 S: 3	H: 0 LOB: 1 BB: 0 P: 3	R: 0 E: 0 K: 2 S: 7	H: 0 LOB: 1 BB: 1 P: 11	R: 4 E: 0 K: 0 S: 7	H: 4 LOB: 2 BB: 2 P: 15	R: 0 E: 0 K: 2 S: 9	H: 0 LOB: 0 BB: 0 P: 7	R: 0 E: 0 K: 3 S: 9	H: 0 LOB: 0 BB: 0 P: 9	R: 0 E: 0 K: 1 S: 7	H: 2 LOB: 2 BB: 0 P: 7	1B: 5 2B: 1 3B: 0 HR: 0	SF: 0 SAC: 1 DP: 0 HBP: 0	WP: 0 PB: 0 CS: 0	PA: 36			
<b>PITCHER</b>	IP	WLS	BF	H	R	ER	SO	BB	IBB	HBP	BLK	WP	HR	S	P	ERA	WHIP								
<b>Denny McLain, R</b> ERA: 3.64 <b>Horacio Pina, R</b> ERA: 1.29 <b>Denny Riddleberger, L</b> ERA: 7.71 <b>Bill Gogolewski, R</b> ERA:	5.2	L	24	4	4	4	5	2	1	0	0	0	0	31	43	6.35	1.059								
	1.1		4	0	0	0	2	0	0	0	0	0	0	8	8	0.00	0.000								
	1.2		7	2	0	0	4	0	0	0	0	0	0	15	15	0.00	1.200								
	0.1		1	0	0	0	0	0	0	0	0	0	0	1	1	0.00	0.000								

**Milwaukee Brewers @ Washington Senators**  
Robert F. Kennedy Memorial Stadium, Washington, DC  
Fri Apr 23 1971, 6:05 PM EST  
Att: 17,149 - Unknown


AB 32  
R 4  
H 6  
RBI 4  
BB 3  
SO 11  
LOB 6



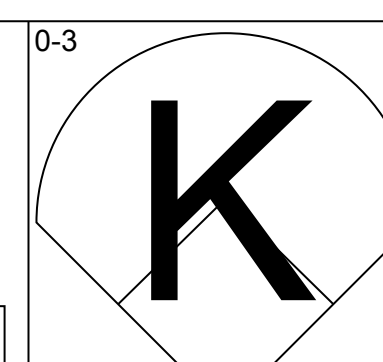
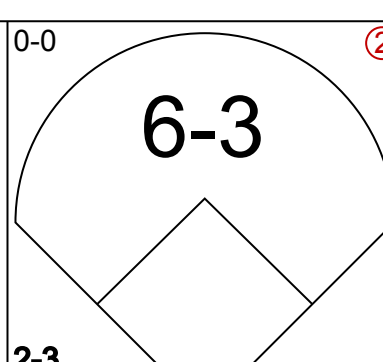
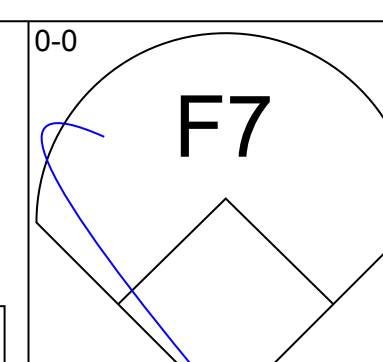
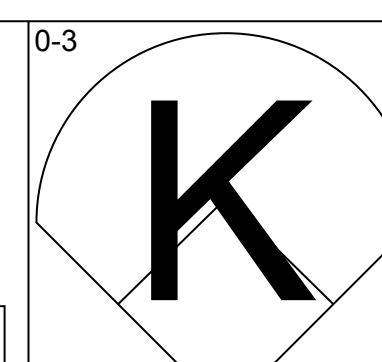
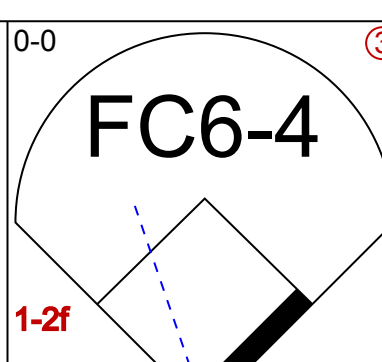
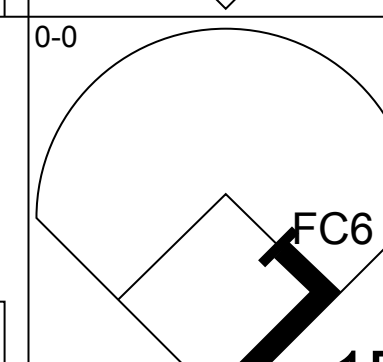
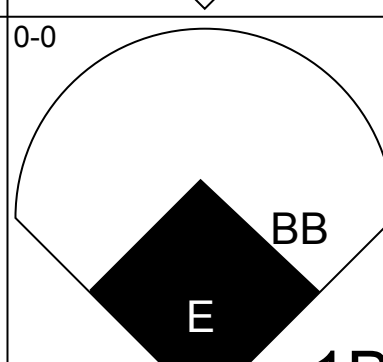
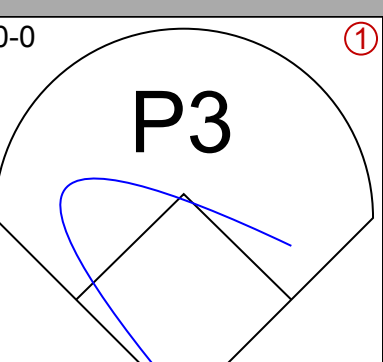
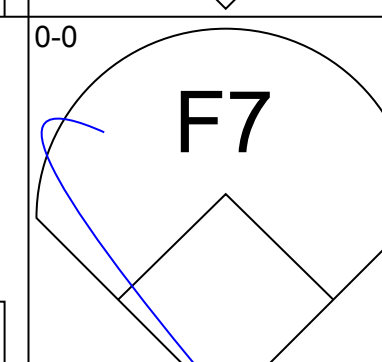
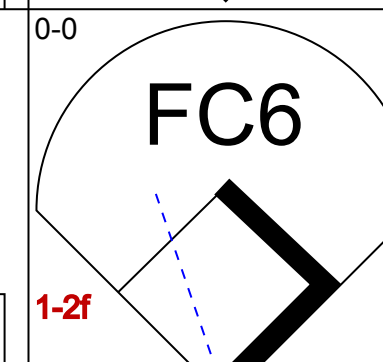
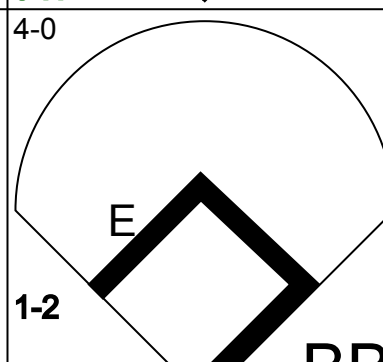
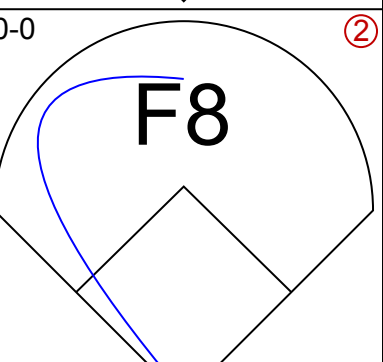
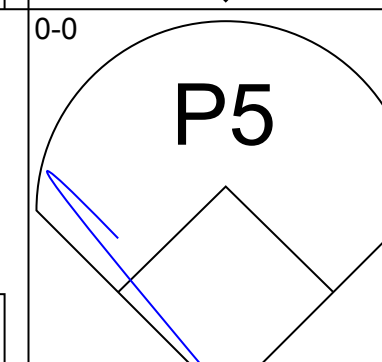
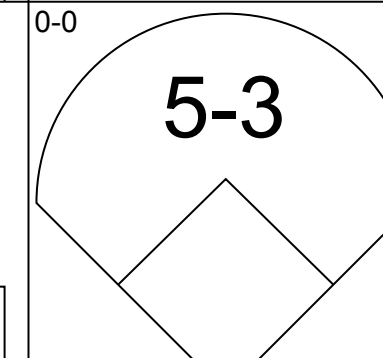
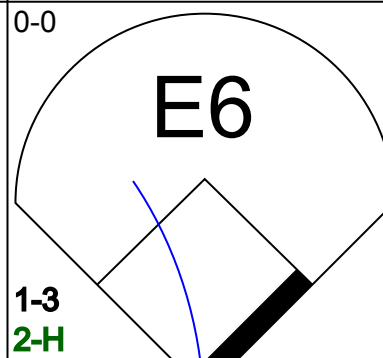
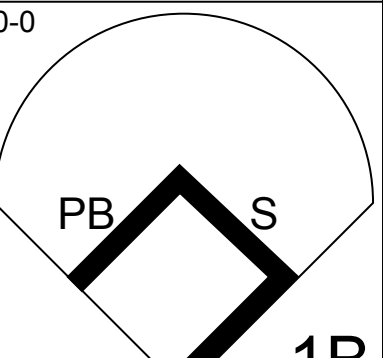
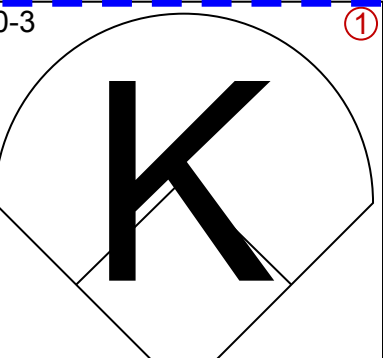
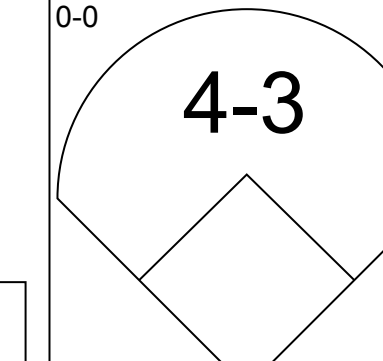
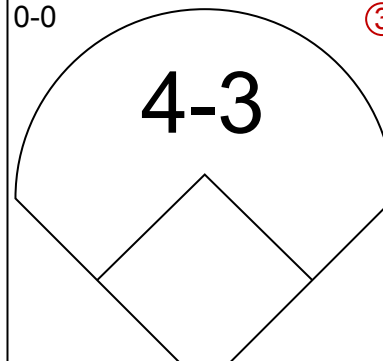
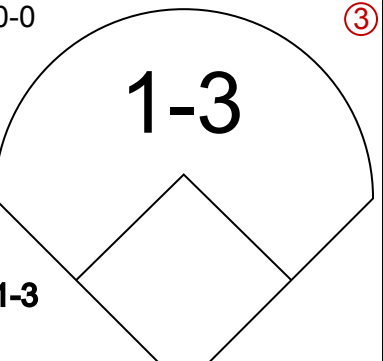
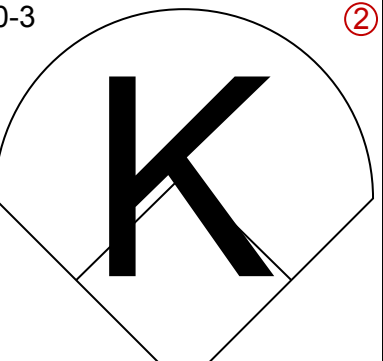
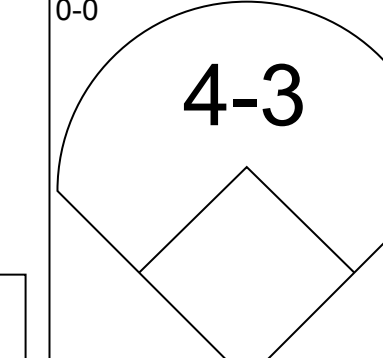
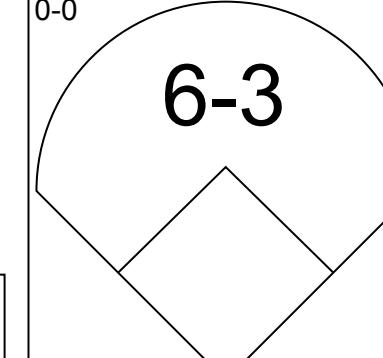
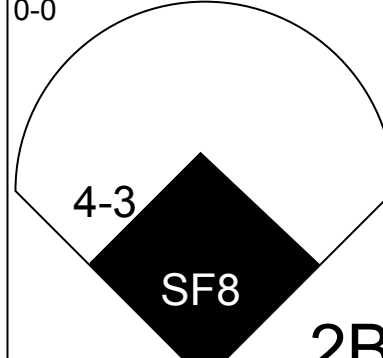
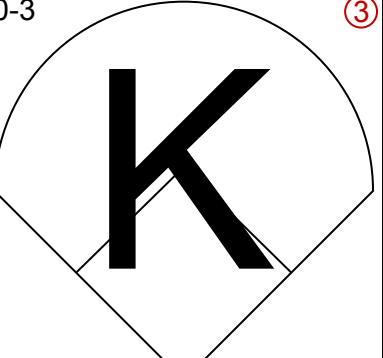
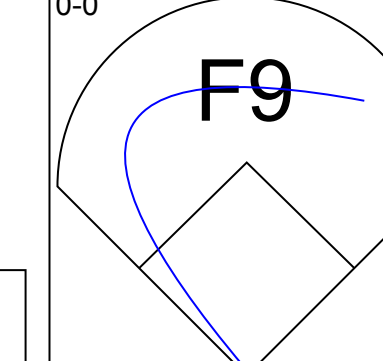
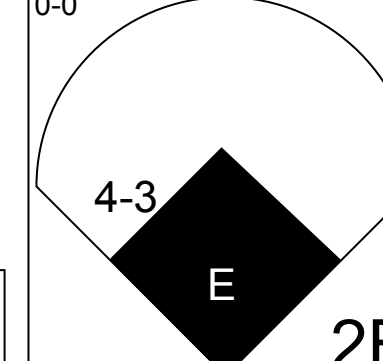
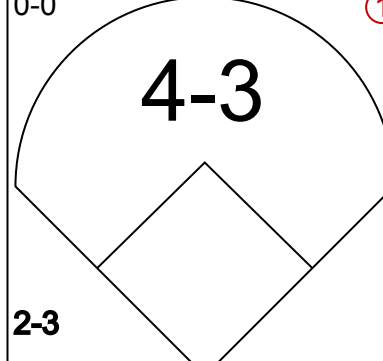
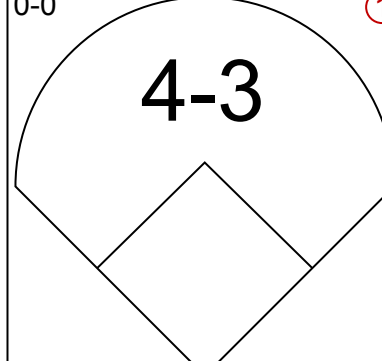
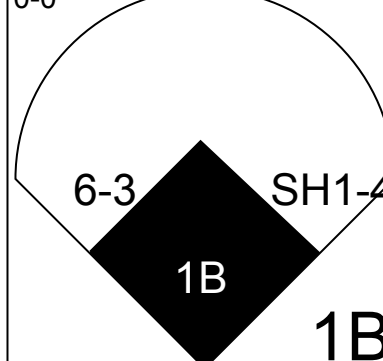
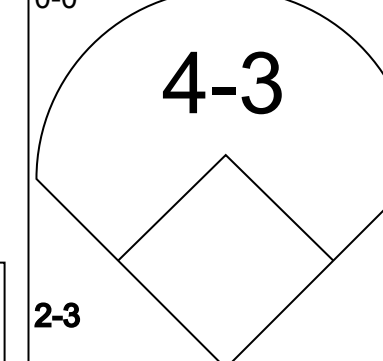
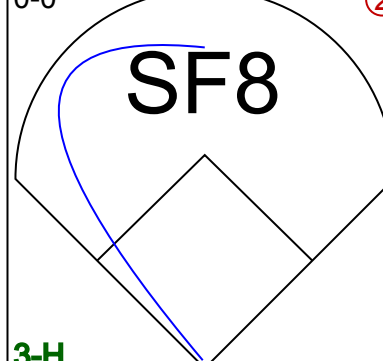
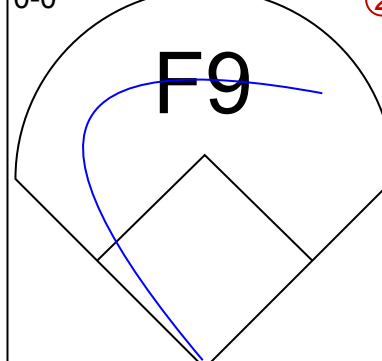
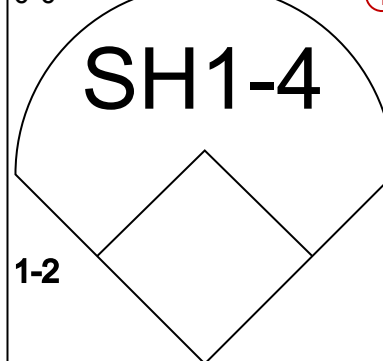
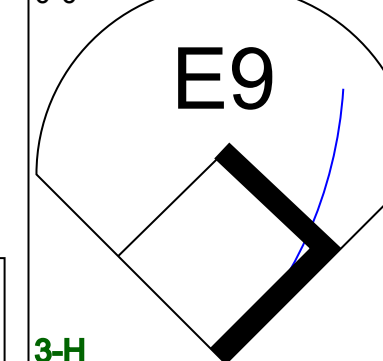
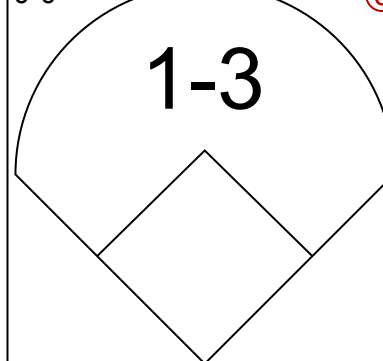
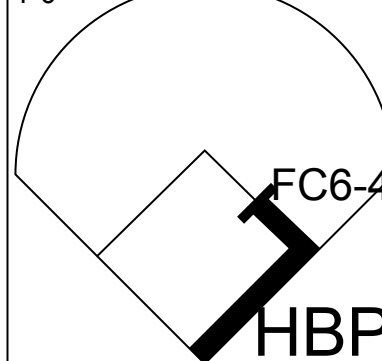
Batter	1	2	3	4	5	6	7	8	9	AB	R	H	RBI	BB	SO	LOB	BOTTOM								
<b>Del Unser, L</b> OBP: 0.397, SLG: 0.500 (1, 8)										5	0	2	0	0	1	3									
<b>Tim Cullen, R</b> OBP: 0.279, SLG: 0.293 (1, 4)										3	0	0	0	1	1	1									
<b>Mike Epstein, L</b> OBP: 0.458, SLG: 0.383 (1, 3)										2	0	0	0	1	1	2									
<b>Joe Foy, R</b> OBP: 0.377, SLG: 0.385 (1, 5)										4	0	1	0	0	1	4									
<b>Frank Howard, R</b> OBP: 0.323, SLG: 0.373 (1, 7)										4	0	0	0	0	0	6									
<b>Tom McCraw, L</b> OBP: 0.435, SLG: 0.750 (1, 9)										4	0	0	0	0	2	2									
<b>Paul Casanova, R</b> OBP: 0.294, SLG: 0.455 (1, 2)										4	0	1	0	0	0	0									
<b>Toby Harrah, R</b> OBP: 0.283, SLG: 0.200 <b>Richie Scheinblum, S</b> OBP: 0.286, SLG: 0.174 (1, 6) (9, PH)										3	0	1	0	0	0	1									
<b>Denny McLain, R</b> <b>Horacio Pina, R</b> <b>Bernie Allen, L</b> <b>Denny Riddleberger, R</b> <b>Bill Gogolewski, L</b> <b>Dick Billings, R</b> (1, 1) (8, 1) (7, PH) (8, 1) (9, 1) (9, PH)										2	0	0	0	0	1	1									
<b>Inning Stats</b>	R: 0 E: 0 K: 1 S: 5	H: 0 LOB: 0 BB: 0 P: 5	R: 0 E: 0 K: 1 S: 5	H: 0 LOB: 0 BB: 0 P: 5	R: 0 E: 1 K: 1 S: 6	H: 1 LOB: 2 BB: 0 P: 7	R: 0 E: 0 K: 0 S: 4	H: 1 LOB: 1 BB: 0 P: 4	R: 0 E: 0 K: 1 S: 6	H: 1 LOB: 2 BB: 1 P: 10	R: 0 E: 0 K: 2 S: 9	H: 2 LOB: 2 BB: 0 P: 9	R: 0 E: 0 K: 0 S: 4	H: 1 LOB: 2 BB: 1 P: 8	R: 0 E: 0 K: 0 S: 4	H: 1 LOB: 1 BB: 0 P: 4	R: 0 E: 0 K: 0 S: 4	H: 1 LOB: 1 BB: 0 P: 4	1B: 7 2B: 0 3B: 0 HR: 0	SF: 0 SAC: 0 DP: 0 HBP: 1	WP: 0 PB: 0 CS: 0	PA: 37			
<b>PITCHER</b>	IP	WLS	BF	H	R	ER	SO	BB	IBB	HBP	BLK	WP	HR	S	P	ERA	WHIP								
<b>Bill Parsons, R</b> ERA: 1.42 <b>Ken Sanders, R</b> ERA: 2.25	7.1	W	31	6	0	0	7	6	0	0	0	0	0	42	51	0.00	1.091								
	1.2	S	6	1	0	0	0	0	0	0	0	0	0	6	6	0.00	0.600								

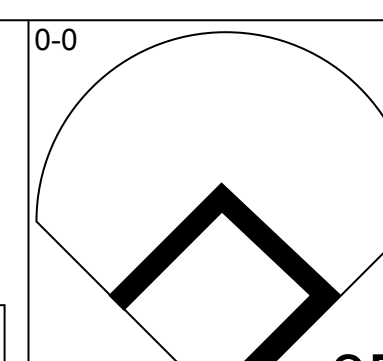
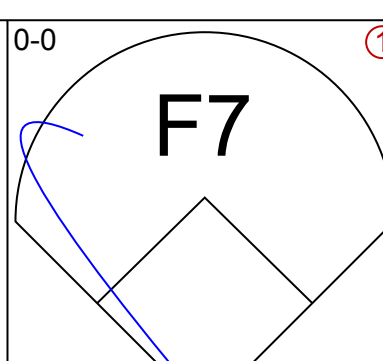
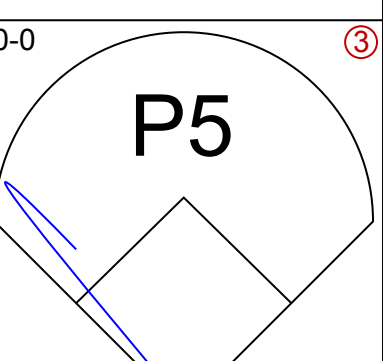
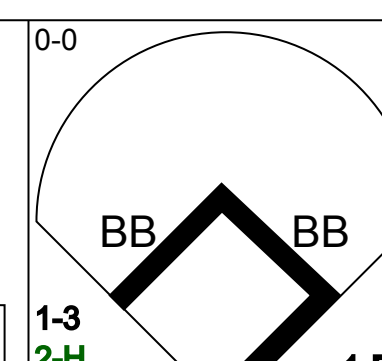

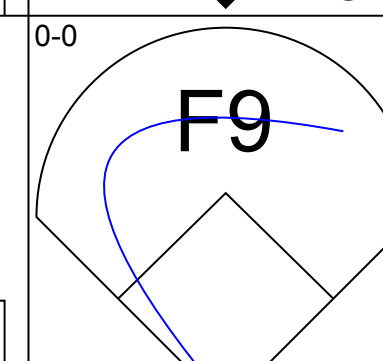
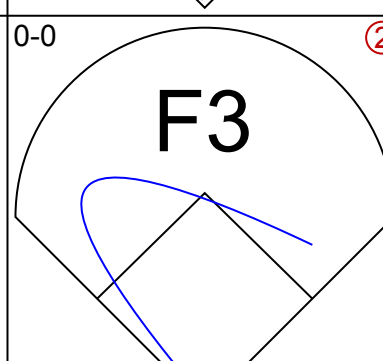
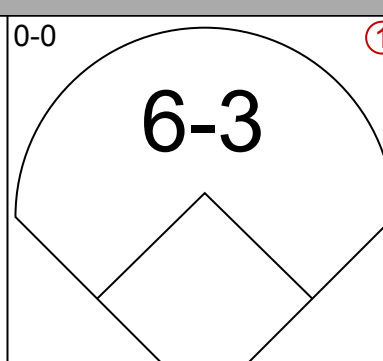
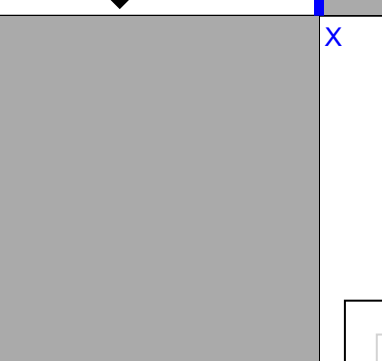
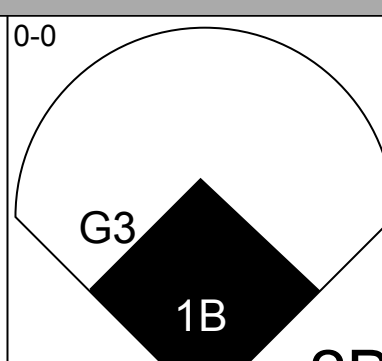
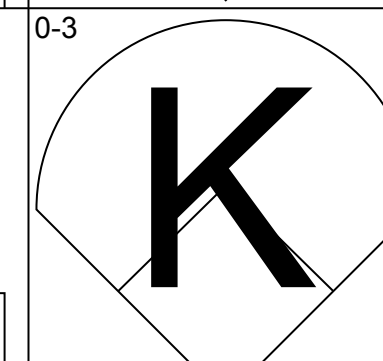
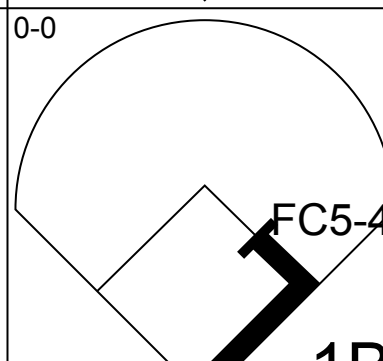
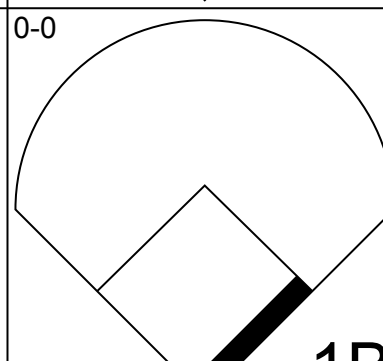

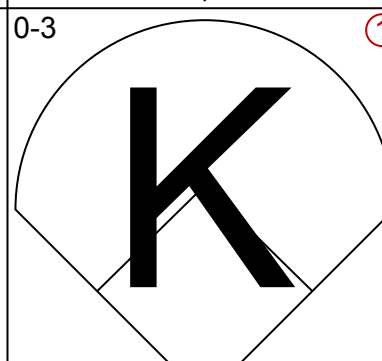
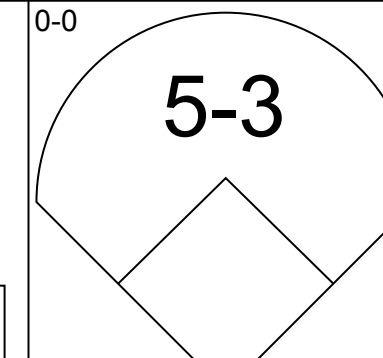
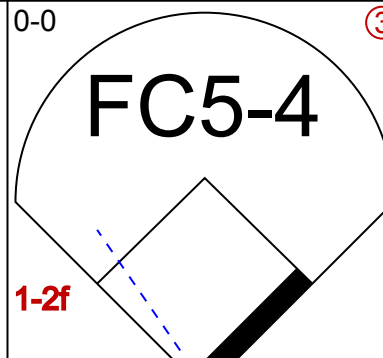
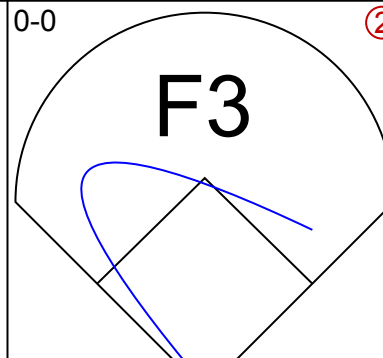

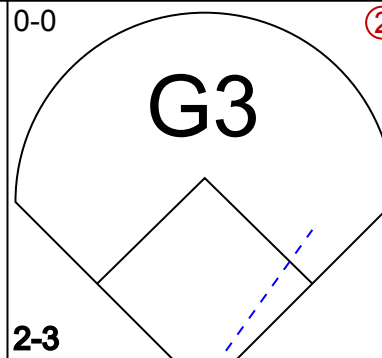


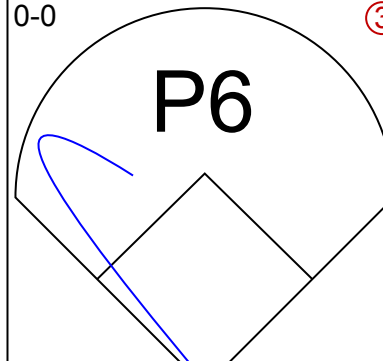

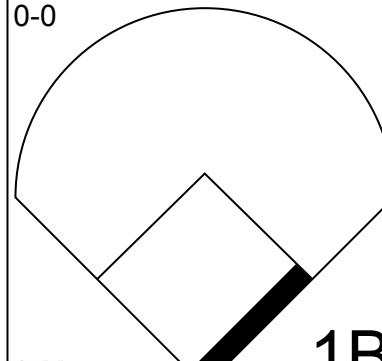
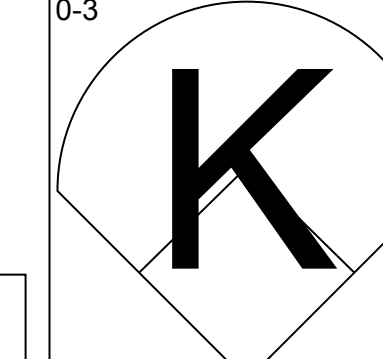
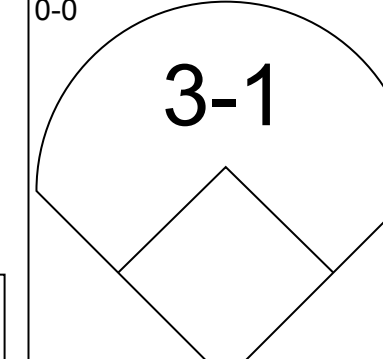

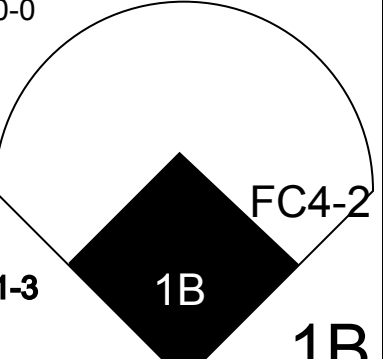

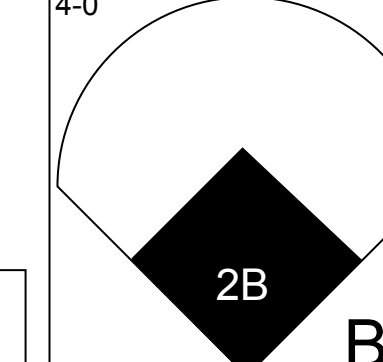
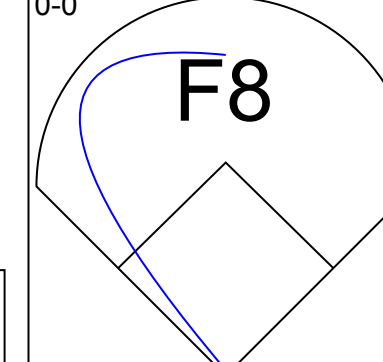
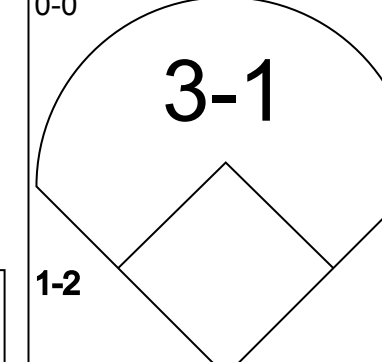
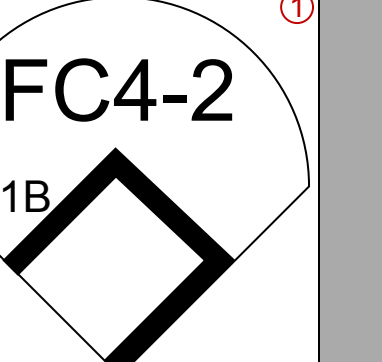

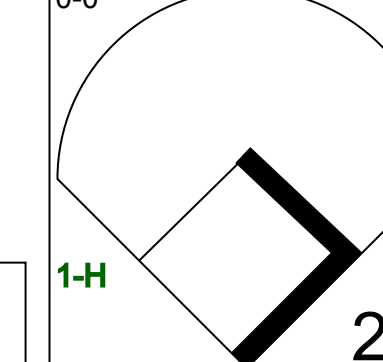

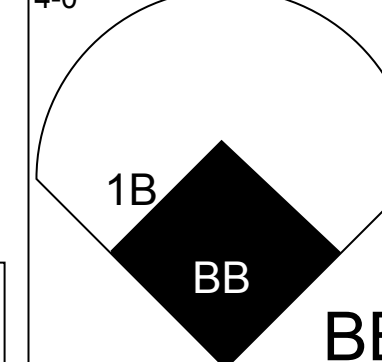


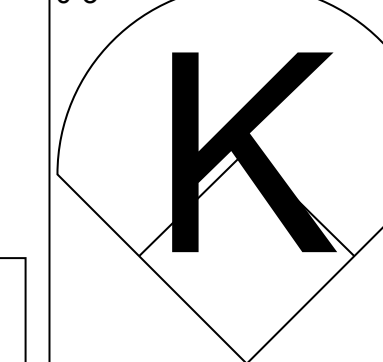
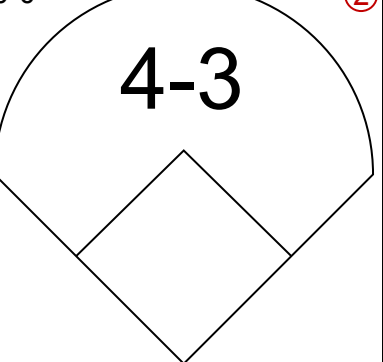
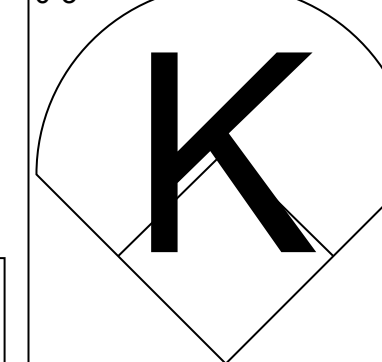
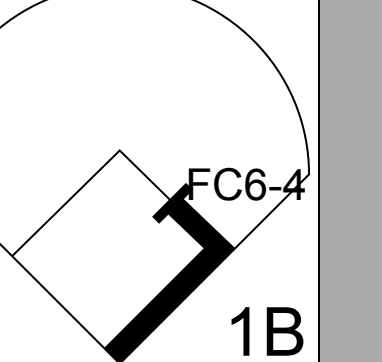

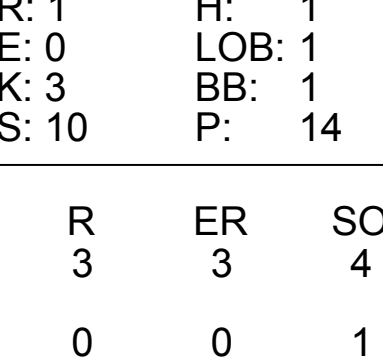
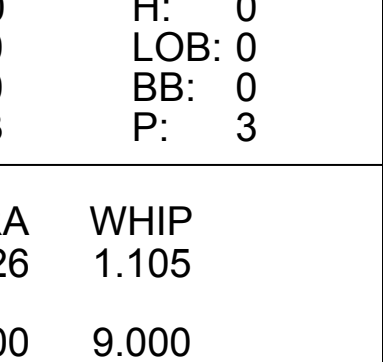
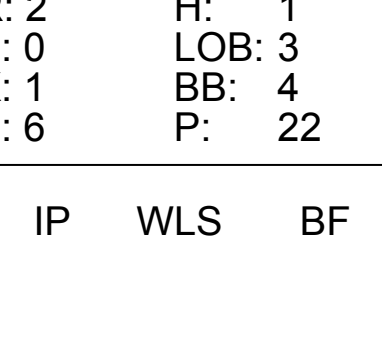
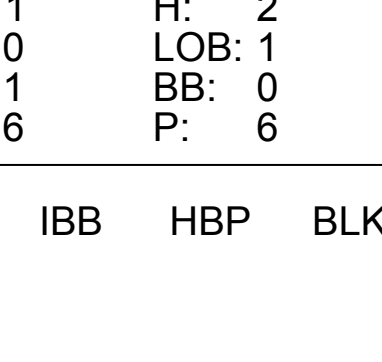
**Milwaukee Brewers @ Washington Senators**  
Robert F. Kennedy Memorial Stadium, Washington, DC  
Fri Apr 23 1971, 6:05 PM EST  
Att: 17,149 - Unknown

AB 34  
R 0  
H 7  
RBI 0  
BB 2  
SO 7  
LOB 21





Batter	1	2	3	4	5	6	7	8	9	AB	R	H	RBI	BB	SO	LOB	TOP			
Tommy Harper, R OBP: 0.266, SLG: 0.200 (1, 5)										5	0	0	0	0	2	3	<b>Milwaukee Brewers @ Washington Senators</b> Robert F. Kennedy Memorial Stadium, Washington, DC Sat Apr 24 1971, 6:05 PM EST Att: 6,597 - Unknown <a href="http://livebaseballscorecards.com">livebaseballscorecards.com</a>			
Mike Hegan, L OBP: 0.390, SLG: 0.457 (1, 3)										4	1	2	1	0	0	0				
John Briggs, L OBP: 0.333, SLG: 0.207 Ken Sanders, R (7, 1)										3	0	0	0	1	0	1				
Dave May, L OBP: 0.290, SLG: 0.298 (1, 8)										4	0	1	0	0	1	2				
Bill Voss, L OBP: 0.265, SLG: 0.290 (1, 9)										4	0	0	0	0	1	3				
Roberto Pena, R OBP: 0.303, SLG: 0.276 (1, 6)										4	1	1	0	0	1	0				
Elie Rodriguez, R OBP: 0.283, SLG: 0.278 (1, 2)										4	1	1	0	0	0	1				
Ted Kubiak, S OBP: 0.328, SLG: 0.389 (1, 4)										3	1	1	1	0	0	1				
Lew Krausse, R Marcelino Lopez, R Bernie Smith, R OBP: 0.182, SLG: 0.281 (1, 1)										2	0	0	0	0	0	0				
<b>Inning Stats</b>	R: 0 E: 1 K: 1 S: 6	H: 1 LOB: 1 BB: 0 P: 6	R: 0 E: 0 K: 0 S: 3	H: 0 LOB: 0 BB: 0 P: 3	R: 2 E: 1 K: 0 S: 6	H: 2 LOB: 2 BB: 1 P: 10	R: 1 E: 1 K: 0 S: 5	H: 1 LOB: 1 BB: 0 P: 5	R: 0 E: 0 K: 0 S: 4	H: 1 LOB: 1 BB: 0 P: 4	R: 0 E: 0 K: 1 S: 5	H: 0 LOB: 0 BB: 0 P: 5	R: 0 E: 0 K: 3 S: 9	H: 0 LOB: 0 BB: 0 P: 9	R: 0 E: 0 K: 0 S: 3	H: 0 LOB: 1 BB: 0 P: 4		1B: 4 2B: 2 3B: 0 HR: 0	SF: 1 SAC: 1 DP: 0 HBP: 1	WP: 0 PB: 1 SB: 1 CS: 0
<b>PITCHER</b>	IP WLS BF H R ER SO BB IBB HBP BLK WP HR S P ERA WHIP	7.0 3 0 0 2 2 1 0 0 0 0 0 0 33 37 2.57 1.000	1.0 3 0 0 0 3 0 0 0 0 0 0 0 9 9 0.00 0.000	1.0 W 4 0 0 0 0 0 0 1 0 0 0 3 4 0.00 0.000	<b>PITCHER</b>															


Batter	1	2	3	4	5	6	7	8	9	AB	R	H	RBI	BB	SO	LOB	BOTTOM			
Del Unser, L OBP: 0.382, SLG: 0.548 Dick Billings, R OBP: 0.280, SLG: 0.250 Joe Grzenda, R (7, PH)										3	0	1	0	0	0	0	<b>Milwaukee Brewers @ Washington Senators</b> Robert F. Kennedy Memorial Stadium, Washington, DC Sat Apr 24 1971, 6:05 PM EST Att: 6,597 - Unknown <a href="http://livebaseballscorecards.com">livebaseballscorecards.com</a>			
Elliott Maddox, R OBP: 0.344, SLG: 0.269 Horacio Pina, R ERA: 1.13 (8, PH)										4	1	1	0	1	0	1				
Tim Cullen, R OBP: 0.285, SLG: 0.306 (1, 4)										4	0	2	1	1	2	2				
Mike Epstein, L OBP: 0.469, SLG: 0.392 (1, 3)										4	0	2	1	1	2	2				
Joe Foy, R OBP: 0.348, SLG: 0.351 (1, 5)										5	0	0	0	0	0	7				
Frank Howard, R OBP: 0.329, SLG: 0.365 (1, 7)										4	0	1	1	1	1	1				
Tom McCraw, L OBP: 0.444, SLG: 0.696 (1, 9)										3	2	1	0	1	1	0				
Jim French, L OBP: 0.346, SLG: 0.318 (1, 2)										3	1	0	0	1	0	3				
Toby Harrah, R OBP: 0.288, SLG: 0.231 Bernie Allen, L OBP: 0.333, SLG: 0.545 (8, PH)										2	1	1	1	1	0	0				
Casey Cox, R Richie Scheinblum, S Curt Flood, R OBP: 0.282, SLG: 0.200 (7, PH)										2	0	0	0	0	1	1				
<b>Inning Stats</b>	R: 0 E: 0 K: 1 S: 6	H: 1 LOB: 1 BB: 0 P: 6	R: 1 E: 0 K: 3 S: 10	H: 1 LOB: 1 BB: 1 P: 14	R: 0 E: 0 K: 0 S: 4	H: 1 LOB: 0 BB: 0 P: 4	R: 0 E: 0 K: 0 S: 3	H: 0 LOB: 0 BB: 0 P: 3	R: 0 E: 0 K: 0 S: 4	H: 1 LOB: 1 BB: 0 P: 4	R: 2 E: 0 K: 1 S: 6	H: 1 LOB: 3 BB: 4 P: 22	R: 1 E: 0 K: 1 S: 7	H: 2 LOB: 2 BB: 1 P: 11	R: 1 E: 0 K: 1 S: 6	H: 2 LOB: 1 BB: 0 P: 6	1B: 6 2B: 2 3B: 1 HR: 0	SF: 0 SAC: 0 DP: 0 HBP: 0	WP: 0 PB: 0 SB: 0 CS: 0	PA: 41
<b>PITCHER</b>	IP WLS BF H R ER SO BB IBB HBP BLK WP HR S P ERA WHIP	6.1 4 1 0 0 1 2 0 0 0 0 0 0 31 43 4.26 1.105	0.1 4 1 0 0 1 2 0 0 0 0 0 0 4 12 0.00 9.000	2.0 L 11 4 2 2 2 1 0 0 0 0 0 14 18 9.00 2.500	<b>PITCHER</b>															

Batter	1	2	3	4	5	6	7	8	9	10	AB	R	H	RBI	BB	SO	LOB
<b>Tommy Harper, R</b> OBP: 0.264, SLG: 0.200 (1, 5)	F7		F7			FC1-5 1B		K		5-3	5	1	1	0	0	1	1
<b>Mike Hegan, L</b> OBP: 0.391, SLG: 0.450 (1, 3)	F8		F8			FC1-5 1B		1B			5	0	2	0	0	0	3
<b>John Briggs, L</b> OBP: 0.350, SLG: 0.242 (1, 7)	F7			K						K	4	0	2	1	0	1	0
<b>Ted Savage, R</b> OBP: 0.273, SLG: 0.111 (10, PH) (10, 7)	F7					G4-6-3 1B				K	1	0	0	0	0	1	1
<b>Dave May, L</b> OBP: 0.285, SLG: 0.285 (1, 8)											4	0	1	0	0	0	4
<b>Bernie Smith, R</b> OBP: 0.176, SLG: 0.273 (10, PH) (10, 8)				4-3		G4-6-3 1B		4-3		F9	1	0	0	0	0	1	
<b>Bill Voss, L</b> OBP: 0.237, SLG: 0.257 (1, 9)											4	0	0	0	0	0	1
<b>Roberto Pena, R</b> OBP: 0.297, SLG: 0.364 (1, 6)											4	1	1	1	0	0	1
<b>Elie Rodriguez, R</b> OBP: 0.304, SLG: 0.318 (1, 2)											4	0	2	0	0	0	1
<b>Ted Kubiak, S</b> OBP: 0.323, SLG: 0.368 (1, 4)											3	0	0	0	1	0	1
<b>Skip Lockwood, R</b> OBP: 0.250, SLG: 0.182 (9, 1)											4	0	2	0	0	1	2
<b>Marcelino Lopez, R</b> (9, 1)											0	0	0	0	0	0	0
<b>Ken Sanders, R</b> (9, 1)											0	0	0	0	0	0	0
<b>Dick Ellsworth, L</b> (9, 1)											0	0	0	0	0	0	0
<b>Inning Stats</b>	R: 0 E: 0 K: 1 S: 3	H: 0 LOB: 0 BB: 0 P: 3	R: 0 E: 0 K: 0 S: 4	H: 1 LOB: 1 BB: 0 P: 4	R: 0 E: 0 K: 0 S: 4	H: 1 LOB: 1 BB: 0 P: 4	R: 0 E: 0 K: 1 S: 5	H: 0 LOB: 0 BB: 0 P: 5	R: 0 E: 0 K: 2 S: 9	H: 2 LOB: 2 BB: 0 P: 9	R: 0 E: 0 K: 0 S: 6	H: 1 LOB: 2 BB: 1 P: 6	R: 0 E: 0 K: 1 S: 6	H: 1 LOB: 1 BB: 0 P: 6	1B: 10 2B: 0 3B: 0 HR: 1	SF: 0 SAC: 0 DP: 1 HBP: 0	WP: 0 PA: 40 PB: 0 SB: 0 CS: 1
<b>PITCHER</b>	IP WLS BF H R ER SO BB IBB HBP BLK WP HR S P ERA WHIP																
<b>Dick Bosman, R</b> ERA: 2.83 (1, 1)	7.0	0.2	2	0	0	2	0	0	0	0	0	0	0	6	6	0.00	0.000
<b>Horacio Pina, R</b> ERA: 1.04 (8, 1)	1.0	7	3	0	0	0	1	0	0	0	0	0	6	10	0.00	4.000	
<b>Darold Knowles, L</b> ERA: 0.84 (8, 1)	0.1	1	0	0	0	0	0	0	0	0	0	0	1	1	0.00	0.000	
<b>Gerry Janeski, R</b> ERA: 3.6 (10, 1)	1.0	W	4	1	0	0	1	0	0	0	0	0	6	6	0.00	1.000	

**Milwaukee Brewers @ Washington Senators**  
**Robert F. Kennedy Memorial Stadium, Washington, DC**  
 Sun Apr 25 1971, 3:33 AM EDT  
 Att: 9,780 - Sunny - 65 F

livebaseballscorecards.com

AB	39
R	2
H	11
RBI	2
BB	1
SO	4
LOB	16




Batter	1	2	3	4	5	6	7	8	9	10	AB	R	H	RBI	BB	SO	LOB		
<b>Del Unser, L</b> OBP: 0.368, SLG: 0.543 (1, 8)	6-3										4	0	1	0	0	0	1		
<b>Curt Flood, R</b> OBP: 0.300, SLG: 0.200 (9, PH) (10, 8)											0	0	0	0	1	0	0		
<b>Tim Cullen, R</b> OBP: 0.282, SLG: 0.299 (1, 4)	L5										5	0	1	0	0	0	5		
<b>Mike Epstein, L</b> OBP: 0.439, SLG: 0.357 (1, 3) (10, 1)	K										5	1	0	0	0	3	5		
<b>Joe Foy, R</b> OBP: 0.357, SLG: 0.367 (1, 5)											3	0	1	1	1	0	0		
<b>Don Wert, R</b> OBP: 1.000, SLG: 1.000 (10, 6)											1	1	1	0	0	0	0		
<b>Frank Howard, R</b> OBP: 0.347, SLG: 0.373 (1, 7) (10, 3)											4	0	2	0	1	0	1		
<b>Tom McCraw, L</b> OBP: 0.469, SLG: 0.704 (1, 9)											4	1	2	1	1	0	1		
<b>Paul Casanova, R</b> OBP: 0.289, SLG: 0.432 (1, 2)											4	0	1	0	0	0	4		
<b>Toby Harrah, R</b> OBP: 0.274, SLG: 0.218 (1, 6)											3	0	0	0	0	1	2		
<b>Bernie Allen, L</b> OBP: 0.385, SLG: 0.545 (9, PH)											0	0	0	0	1	0	0		
<b>Elliott Maddox, R</b> OBP: 0.344, SLG: 0.289 (10, 5)											0	0	0	0	0	0	0		
<b>Dick Bosman, R</b> (1, 1)											2	0	0	0	0	0	2		
<b>Richie Scheinblum, S</b> OBP: 0.305, SLG: 0.167 (7, PH)											0	0	0	0	1	0	0		
<b>Horacio Pina, R</b> (8, 1)											0	0	0	0	0	0	0		
<b>Darold Knowles, L</b> (8, 1)											0	0	0	0	0	0	0		
<b>Gerry Janeski, R</b> (9, 1)											0	0	0	0	0	0	0		
<b>Dick Billings, R</b> OBP: 0.303, SLG: 0.400 (9, PH) (10, 7)											1	0	1	1	0	0	0		
<b>Inning Stats</b>	R: 0 E: 0 K: 1 S: 5	H: 0 LOB: 0 BB: 0 P: 5	R: 0 E: 0 K: 0 S: 4	H: 1 LOB: 2 BB: 1 P: 8	R: 0 E: 0 K: 0 S: 8	H: 1 LOB: 1 BB: 0 P: 8	R: 0 E: 0 K: 0 S: 3	H: 0 LOB: 0 BB: 0 P: 3	R: 0 E: 0 K: 2 S: 7	H: 0 LOB: 0 BB: 1 P: 7	R: 0 E: 0 K: 0 S: 2	H: 0 LOB: 0 BB: 1 P: 6	R: 1 E: 0 K: 1 S: 7	H: 3 LOB: 3 BB: 2 P: 15	R: 1 E: 0 K: 0 S: 3	H: 3 LOB: 3 BB: 0 P: 3	1B: 7 2B: 3 3B: 0 HR: 0	SF: 0 SAC: 0 DP: 1 HBP: 0	WP: 0 PA: 42 PB: 0 SB: 0 CS: 0
<b>PITCHER</b>	IP WLS BF H R ER SO BB IBB HBP BLK WP HR S P ERA WHIP																		
<b>Skip Lockwood, R</b> ERA: 2.35 (1, 1)	8.1	0.0	1	0	0	0	2	0	0	0	0	0	0	4	∞	∞			
<b>Marcelino Lopez, L</b> ERA: (9, 1)	0.0	1	0	0	0	0	0	0	0	0	0	0	1	1	0.00	0.000			
<b>Ken Sanders, R</b> ERA: 3.14 (9, 1)	0.1	L	4	3	1	1	1	0	0	0	0	0	6	6	27.00	9.000			

**Milwaukee Brewers @ Washington Senators**  
**Robert F. Kennedy Memorial Stadium, Washington, DC**  
 Sun Apr 25 1971, 3:33 AM EDT  
 Att: 9,780 - Sunny - 65 F

livebaseballscorecards.com

AB	36
R	3
H	10
RBI	3
BB	6
SO	6
LOB	19




Batter	1	2	3	4	5	6	7	8	9	AB	R	H	RBI	BB	SO	LOB	TOP											
<b>Cesar Tovar, R</b> OBP: 0.407, SLG: 0.395 (1, 8)	5-3		1B		6-3		1B		SH3-4	3	1	1	0	1	0	0	<b>Minnesota Twins @ Washington Senators</b> Robert F. Kennedy Memorial Stadium, Washington, DC Mon Apr 26 1971, 7:05 PM EDT Att: 3,931 - Unknown <a href="http://livebaseballscorecards.com">livebaseballscorecards.com</a>											
<b>Rod Carew, L</b> OBP: 0.268, SLG: 0.277 (1, 4)	E1		K		5-3		E8		4-3	5	2	2	1	0	1	3												
<b>Harmon Killebrew, R</b> OBP: 0.392, SLG: 0.542 (1, 3)	HR		1B		K		5-3		F3	5	1	2	3	0	1	2												
<b>Tony Oliva, L</b> OBP: 0.420, SLG: 0.813 (1, 9)	P3		G1-6-3				1B		HR	4	1	2	2	0	0	2												
<b>Brant Aylea, R</b> OBP: 0.333, SLG: 0.368 (1, 7)	6-3				BB		1B		6-3	2	0	1	0	0	0	0												
<b>Jim Holt, L</b> OBP: 0.292, SLG: 0.333 (4, 8)					G3-2-3		1B			2	0	1	0	0	0	0												
<b>George Mitterwald, R</b> OBP: 0.239, SLG: 0.190 (6, PH)							1B			1	0	0	0	1	0	0												
<b>Steve Braun, L</b> OBP: 0.438, SLG: 0.308 (6, 2)							1B			1	0	0	0	0	0	2												
<b>Tom Tischenki, R</b> OBP: 0.143, SLG: 0.286 (6, 2)										1	0	0	0	0	0	0												
<b>Leo Cardenas, R</b> OBP: 0.311, SLG: 0.286 (1, 6)										3	0	0	0	1	1	2												
<b>Danny Thompson, R</b> OBP: 0.250, SLG: 0.222 (4, PH)										1	0	0	0	0	0	0												
<b>Rich Reese, L</b> OBP: 0.271, SLG: 0.222 (4, 3)										2	1	0	0	1	0	3												
<b>Jim Perry, S</b> OBP: 0.357, SLG: 0.182 (1, 1)										2	1	0	0	2	1	4												
<b>Inning Stats</b>	R: 2 E: 1 K: 0 S: 5	H: 2 LOB: 0 BB: 0 P: 5	R: 0 E: 0 K: 1 S: 5	H: 0 LOB: 0 BB: 0 P: 5	R: 1 E: 0 K: 1 S: 6	H: 2 LOB: 1 BB: 1 P: 10	R: 0 E: 0 K: 0 S: 3	H: 1 LOB: 2 BB: 2 P: 11	R: 0 E: 0 K: 1 S: 4	H: 2 LOB: 1 BB: 0 P: 4	R: 4 E: 1 K: 1 S: 7	H: 2 LOB: 0 BB: 2 P: 15	R: 0 E: 0 K: 0 S: 3	H: 0 LOB: 0 BB: 1 P: 3	R: 0 E: 0 K: 0 S: 3	H: 0 LOB: 1 BB: 1 P: 7	1B: 7 2B: 0 3B: 0 HR: 2	SF: 0 SAC: 1 DP: 3 HBP: 0	WP: 1 PB: 0 SB: 0 CS: 0	PA: 39								
<b>PITCHER</b>	IP	WLS	BF	H	R	ER	SO	BB	IBB	HBP	BLK	WP	HR	S	P	ERA	WHIP											
<b>Jim Shellenback, L</b> ERA: 5.4	(1, 1)	3.0	L	15	5	3	3	2	2	0	0	0	0	1	17	25	9.00	2.333										
<b>Bill Gogolewski, R</b> ERA: 12.8	(4, 1)	3.0		10	2	0	0	1	1	0	0	0	0	0	11	15	0.00	1.000										
<b>Denny Riddleberger, L</b> ERA: 3.52	(7, 1)	0.1		4	1	3	3	1	2	0	0	0	1	0	4	12	81.00	9.000										
<b>Gerry Janeski, R</b> ERA: 1.84	(7, 1)	0.1		1	0	0	0	0	0	0	0	0	0	0	1	1	0.00	0.000										
<b>Darold Knowles, L</b>	(7, 1)	0.1		2	1	1	1	0	0	0	0	0	0	1	2	2	27.00	3.000										

Batter	1	2	3	4	5	6	7	8	9	AB	R	H	RBI	BB	SO	LOB	BOTTOM										
<b>Del Unser, L</b> OBP: 0.397, SLG: 0.513 (1, 8)	K		F9			FC6-4				4	0	1	0	0	1	1	<b>Minnesota Twins @ Washington Senators</b> Robert F. Kennedy Memorial Stadium, Washington, DC Mon Apr 26 1971, 7:05 PM EDT Att: 3,931 - Unknown <a href="http://livebaseballscorecards.com">livebaseballscorecards.com</a>										
<b>Tim Cullen, R</b> OBP: 0.280, SLG: 0.296 (1, 4)	P3				F9	FC1-6				4	0	1	0	0	0	1											
<b>Mike Epstein, L</b> OBP: 0.411, SLG: 0.333 (1, 3)	F9				F8	K			P4	4	0	0	0	0	1	3											
<b>Tom McCraw, L</b> OBP: 0.444, SLG: 0.742 (1, 9)					3-1				G3	4	1	1	1	0	0	2											
<b>Frank Howard, R</b> OBP: 0.354, SLG: 0.414 (1, 7)										3	1	1	1	0	0	0											
<b>Bernie Allen, L</b> OBP: 0.471, SLG: 0.643 (1, 5)										3	0	2	0	1	0	3											
<b>Jim French, L</b> OBP: 0.300, SLG: 0.269 (1, 2)										4	0	0	0	0	0	3											
<b>Toby Harrah, R</b> OBP: 0.258, SLG: 0.203 (1, 6)										4	0	0	0	0	0	1											
<b>Del Unser, L</b>										1	0	0	0	0	0	0											
<b>Bill Gogolewski, L</b>										0	0	0	0	0	0	0											
<b>Robbie Schlegel, R</b>										0	0	0	0	0	0	0											
<b>Denny Riddleberger, R</b>										0	0	0	0	0	0	0											
<b>Gerry Janeski, R</b>										0	0	0	0	0	0	0											
<b>Darold Knowles, L</b>										0	0	0	0	0	0	0											
<b>Dick Blazyn, R</b>										0	0	0	0	0	0	0											
<b>Horacio Pina, R</b>										0	0	0	0	0	0	0											
<b>Edgar Martinez, R</b>										0	0	0	0	0	0	0											
<b>Inning Stats</b>	R: 0 E: 0 K: 1 S: 5	H: 0 LOB: 0 BB: 0 P: 5	R: 0 E: 0 K: 0 S: 4	H: 1 LOB: 1 BB: 0 P: 4	R: 0 E: 0 K: 1 S: 5	H: 0 LOB: 0 BB: 0 P: 5	R: 0 E: 0 K: 0 S: 3	H: 0 LOB: 0 BB: 0 P: 3	R: 1 E: 0 K: 0 S: 3	H: 1 LOB: 1 BB: 1 P: 7	R: 0 E: 1 K: 1 S: 6	H: 0 LOB: 1 BB: 0 P: 6	R: 1 E: 1 K: 0 S: 6	H: 2 LOB: 2 BB: 0 P: 6	R: 0 E: 0 K: 0 S: 5	H: 2 LOB: 3 BB: 0 P: 6	R: 0 E: 0 K: 1 S: 5	H: 0 LOB: 0 BB: 0 P: 5	1B: 3 2B: 1 3B: 0 HR: 2	SF: 0 SAC: 0 DP: 1 HBP: 1	WP: 0 PB: 0 SB: 0 CS: 0	PA: 36					
<b>PITCHER</b>	IP	WLS	BF	H	R	ER	SO	BB	IBB	HBP	BLK	WP	HR	S	P	ERA	WHIP										
<b>Jim Perry, R</b> ERA: 3.82	(1, 1)	9.0	W	36	6	2	2	4	1	0	1	0	0	2	47	2.00	0.778										

Batter	1	2	3	4	5	6	7	8	9	AB	R	H	RBI	BB	SO	LOB	TOP					
Cesar Tovar, R OBP: 0.400, SLG: 0.388 (1, 7)										4	0	1	0	0	1	1						
Rod Carew, L OBP: 0.254, SLG: 0.261 Ron Perranoski, L (8, 1)										4	0	0	0	0	1	2						
Tony Oliva, L OBP: 0.425, SLG: 0.809 (1, 9)										4	0	2	0	0	1	0						
Harmon Killebrew, R OBP: 0.373, SLG: 0.513 (1, 5)										4	0	0	0	0	2	2						
Rich Reese, L OBP: 0.270, SLG: 0.211 (1, 3)										3	0	0	0	1	0	0						
Jim Holt, L OBP: 0.275, SLG: 0.314 (1, 8)										3	0	0	0	0	1	1						
Leo Cardenas, R OBP: 0.325, SLG: 0.303 (1, 6)										3	0	2	0	0	0	0						
George Mitterwald, R OBP: 0.229, SLG: 0.162 Charlie Manuel, L OBP: 0.400, SLG: 0.250 Tom Tischinski, R OBP: 0.143, SLG: 0.286 (7, PH) (7, 2)										2	0	0	0	0	0	1						
Bert Blyleven, R OBP: 0.231, SLG: 0.167 Steve Braun, L OBP: 0.412, SLG: 0.286 (8, PH) (8, 4)										2	0	1	0	0	1	1						
1	2	3	4	5	6	7	8	9														
<b>Inning Stats</b>	R: 0 E: 0 K: 2 S: 8	H: 1 LOB: 1 BB: 0 P: 8	R: 0 E: 0 K: 0 S: 3	H: 0 LOB: 0 BB: 0 P: 3	R: 0 E: 0 K: 1 S: 6	H: 1 LOB: 1 BB: 0 P: 6	R: 0 E: 0 K: 0 S: 3	H: 1 LOB: 0 BB: 0 P: 3	R: 0 E: 0 K: 1 S: 6	H: 1 LOB: 1 BB: 0 P: 6	R: 0 E: 0 K: 2 S: 5	H: 1 LOB: 2 BB: 1 P: 5	R: 0 E: 0 K: 1 S: 8	H: 1 LOB: 0 BB: 0 P: 12	R: 0 E: 0 K: 0 S: 3	H: 0 LOB: 0 BB: 0 P: 3	R: 0 E: 0 K: 1 S: 5	H: 0 LOB: 0 BB: 0 P: 5	1B: 5 2B: 1 3B: 0 HR: 0	SF: 0 SAC: 0 DP: 1 HBP: 0	WP: 0 PB: 0 SB: 0 CS: 1	PA: 32
<b>PITCHER</b> Denny McLain, R ERA: 2.79 (1, 1)	IP: 9.0 WLS: W BF: 32 H: 6 R: 0 ER: 0 SO: 8 BB: 1 IBB: 0 HBP: 0 BLK: 0 WP: 0 HR: 0 S: 47 P: 51 ERA: 0.00 WHIP: 0.778																					

Minnesota Twins @ Washington Senators  
Robert F. Kennedy Memorial Stadium, Washington, DC  
Tue Apr 27 1971, 7:05 PM EDT  
Att: 7,971 - Unknown


AB	31
R	0
H	6
RBI	0
BB	1
SO	8
LOB	10



Batter	1	2	3	4	5	6	7	8	9	AB	R	H	RBI	BB	SO	LOB	BOTTOM			
Del Unser, L OBP: 0.370, SLG: 0.500 (1, 8)										3	0	1	0	1	1	1				
Tim Cullen, R OBP: 0.276, SLG: 0.293 (1, 4)										4	0	1	1	0	1	3				
Mike Epstein, L OBP: 0.395, SLG: 0.317 (1, 3)										3	0	0	0	0	3	2				
Tom McCraw, L OBP: 0.462, SLG: 0.765 (1, 9)										3	1	2	0	0	1	1				
Frank Howard, R OBP: 0.341, SLG: 0.397 Elliott Maddox, R OBP: 0.333, SLG: 0.259 (8, 7)										3	0	0	0	0	2	2				
Bernie Allen, L OBP: 0.450, SLG: 0.588 (1, 5)										3	0	1	1	0	1	0				
Jim French, L OBP: 0.273, SLG: 0.241 (1, 2)										3	0	0	0	0	0	1				
Toby Harrah, R OBP: 0.275, SLG: 0.213 (1, 6)										2	1	1	0	1	0	0				
Denny McLain, R (1, 1)										1	0	0	0	0	0	0				
<b>Inning Stats</b>	R: 0 E: 0 K: 3 S: 9	H: 0 LOB: 0 BB: 0 P: 9	R: 0 E: 0 K: 2 S: 7	H: 1 LOB: 0 BB: 0 P: 7	R: 0 E: 0 K: 0 S: 3	H: 0 LOB: 0 BB: 0 P: 3	R: 0 E: 0 K: 2 S: 8	H: 1 LOB: 1 BB: 0 P: 8	R: 0 E: 0 K: 1 S: 6	H: 0 LOB: 0 BB: 0 P: 3	R: 1 E: 0 K: 1 S: 6	H: 1 LOB: 1 BB: 1 P: 10	R: 1 E: 0 K: 1 S: 6	H: 2 LOB: 0 BB: 0 P: 6	R: 0 E: 0 K: 0 S: 3	H: 1 LOB: 1 BB: 1 P: 7	1B: 5 2B: 2 3B: 0 HR: 0	SF: 0 SAC: 2 DP: 2 HBP: 0	WP: 0 PB: 0 SB: 0 CS: 1	PA: 29
<b>PITCHER</b> Bert Blyleven, R ERA: 2.61 Ron Perranoski, L ERA: 3.45 (1, 1) (8, 1)	IP: 7.0 WLS: L BF: 25 H: 5 R: 2 ER: 2 SO: 9 BB: 1 IBB: 0 HBP: 0 BLK: 0 WP: 0 HR: 0 S: 42 P: 46 ERA: 2.57 WHIP: 0.857																			

Minnesota Twins @ Washington Senators  
Robert F. Kennedy Memorial Stadium, Washington, DC  
Tue Apr 27 1971, 7:05 PM EDT  
Att: 7,971 - Unknown

AB	25
R	2
H	6
RBI	2
BB	2
SO	9
LOB	10



Batter	1	2	3	4	5	6	7	8	9	AB	R	H	RBI	BB	SO	LOB	TOP										
<b>Cesar Tovar, R</b> OBP: 0.394, SLG: 0.381 (1, 7)										4	0	1	0	0	0	0	<b>Minnesota Twins @ Washington Senators</b> Robert F. Kennedy Memorial Stadium, Washington, DC Wed Apr 28 1971, 7:05 PM EDT Att: 3,804 - Unknown <a href="http://livebaseballscorecards.com">livebaseballscorecards.com</a>										
<b>Rod Carew, L</b> OBP: 0.276, SLG: 0.278 (1, 4)										3	0	1	0	2	1	1											
<b>Tony Oliva, L</b> OBP: 0.436, SLG: 0.795 (1, 9)										5	0	3	0	0	1	4											
<b>Harmon Killebrew, R</b> OBP: 0.379, SLG: 0.506 (1, 5)										3	0	1	2	1	0	3											
<b>Rich Reese, L</b> OBP: 0.254, SLG: 0.197 (1, 3)										4	0	0	0	0	1	7											
<b>Jim Holt, L</b> OBP: 0.278, SLG: 0.315 <b>George Mitterwald, R</b> OBP: 0.224, SLG: 0.178 (1, 8) (7, 2)										3	0	1	0	0	0	3											
<b>Leo Cardenas, R</b> OBP: 0.321, SLG: 0.300 (1, 6)										4	1	1	0	0	0	1											
<b>Paul Ratliff, L</b> OBP: 0.267, SLG: 0.417 <b>Paul Powell, R</b> OBP: 0.364, SLG: 0.421 (1, 2) (7, PR) (7, 8)										3	0	1	0	0	0	1											
<b>Tom Hall, L</b> OBP: 0.333, SLG: 0.364 <b>Stan Williams, R</b> <b>Ron Perranoski, L</b> <b>Brant Aylea, R</b> OBP: 0.318, SLG: 0.350 (1, 1) (8, 1) (8, 1) (8, PH)										3	1	1	0	0	0	1											
<b>Inning Stats</b>	R: 0 E: 0 K: 1 S: 6	H: 2 LOB: 1 BB: 0 P: 6	R: 0 E: 0 K: 0 S: 3	H: 0 LOB: 0 BB: 0 P: 3	R: 0 E: 0 K: 0 S: 3	H: 0 LOB: 0 BB: 0 P: 3	R: 0 E: 0 K: 0 S: 4	H: 1 LOB: 1 BB: 0 P: 4	R: 0 E: 0 K: 0 S: 4	H: 2 LOB: 2 BB: 0 P: 4	R: 0 E: 0 K: 0 S: 4	H: 1 LOB: 3 BB: 2 P: 12	R: 3 E: 1 K: 2 S: 11	H: 3 LOB: 3 BB: 1 P: 15	R: 0 E: 0 K: 1 S: 5	H: 0 LOB: 0 BB: 0 P: 5		R: 0 E: 0 K: 1 S: 6	H: 1 LOB: 1 BB: 0 P: 6	1B: 8 2B: 2 3B: 0 HR: 0	SF: 0 SAC: 1 DP: 1 HBP: 0	WP: 0 PB: 0 SB: 0 CS: 0	PA: 39				
<b>PITCHER</b>	IP	WLS	BF	H	R	ER	SO	BB	IBB	HBP	BLK	WP	HR	S	P	ERA	WHIP										
<b>Casey Cox, R</b> ERA: 3.0 <b>Darold Knowles, L</b> ERA: 1.59 <b>Horacio Pina, R</b> ERA: 0.84 <b>Denny Riddleberger, L</b> ERA: 11.81 <b>Joe Grzenda, L</b> ERA: 1.23 (1, 1) (7, 1) (7, 1) (7, 1) (8, 1)	6.1		28	8	3	3	1	2	0	0	0	0	0	28	36	4.26	1.579										

Batter	1	2	3	4	5	6	7	8	9	AB	R	H	RBI	BB	SO	LOB	BOTTOM										
<b>Tim Cullen, R</b> OBP: 0.277, SLG: 0.282 (1, 4)										3	1	0	0	1	0	0	<b>Minnesota Twins @ Washington Senators</b> Robert F. Kennedy Memorial Stadium, Washington, DC Wed Apr 28 1971, 7:05 PM EDT Att: 3,804 - Unknown <a href="http://livebaseballscorecards.com">livebaseballscorecards.com</a>										
<b>Elliott Maddox, R</b> OBP: 0.324, SLG: 0.233 (1, 8)										3	1	0	0	1	1	1											
<b>Frank Howard, R</b> OBP: 0.360, SLG: 0.416 (1, 3)										4	0	3	0	0	0	1											
<b>Joe Foy, R</b> OBP: 0.351, SLG: 0.349 (1, 5)										3	1	0	0	1	0	4											
<b>Dick Billings, R</b> OBP: 0.200, SLG: 0.222 <b>Tom McCraw, L</b> OBP: 0.475, SLG: 0.771 (1, 7) (8, PH) (9, 7)										3	0	0	0	0	2	4											
<b>Richie Scheinblum, S</b> OBP: 0.294, SLG: 0.148 <b>Del Unser, L</b> OBP: 0.370, SLG: 0.500 (1, 9) (9, 9)										3	0	0	0	1	1	1											
<b>Paul Casanova, R</b> OBP: 0.310, SLG: 0.439 (1, 2)										4	0	2	2	0	0	0											
<b>Toby Harrah, R</b> OBP: 0.260, SLG: 0.200 (1, 6)										4	0	0	0	0	0	3											
<b>Casey Cox, R</b> <b>Darold Knowles, L</b> <b>Horacio Pina, R</b> <b>Denny Riddleberger, R</b> <b>Don Wert, R</b> <b>Joe Grzenda, R</b> (1, 1) (7, 1) (7, 1) (7, 1) (7, PH) (8, 1)										2	0	0	0	0	1	0											
<b>Inning Stats</b>	R: 1 E: 1 K: 1 S: 6	H: 1 LOB: 1 BB: 1 P: 10	R: 0 E: 0 K: 1 S: 5	H: 0 LOB: 0 BB: 0 P: 5	R: 0 E: 0 K: 2 S: 7	H: 0 LOB: 0 BB: 0 P: 7	R: 0 E: 0 K: 1 S: 6	H: 1 LOB: 1 BB: 0 P: 6	R: 0 E: 1 K: 0 S: 5	H: 1 LOB: 2 BB: 0 P: 5	R: 0 E: 0 K: 1 S: 6	H: 1 LOB: 1 BB: 0 P: 6	R: 3 E: 0 K: 0 S: 5	H: 2 LOB: 2 BB: 3 P: 17	R: 0 E: 0 K: 1 S: 6	H: 0 LOB: 0 BB: 0 P: 17		1B: 6 2B: 0 3B: 0 HR: 0	SF: 0 SAC: 0 DP: 0 HBP: 0	WP: 1 PB: 0 SB: 0 CS: 0	PA: 35						
<b>PITCHER</b>	IP	WLS	BF	H	R	ER	SO	BB	IBB	HBP	BLK	WP	HR	S	P	ERA	WHIP										
<b>Tom Hall, L</b> ERA: 3.41 <b>Stan Williams, R</b> ERA: 4.6 <b>Ron Perranoski, L</b> ERA: 4.22 (1, 1) (8, 1) (8, 1)	7.1		29	4	2	1	6	2	0	0	0	0	0	39	47	1.23	0.818										



Batter	1	2	3	4	5	6	7	8	9	AB	R	H	RBI	BB	SO	LOB	TOP			
Lee Richard, R (1.6) OBP: 0.296, SLG: 0.328	1-3		6-3		K	L4		G4-6-3		5	1	1	0	0	0	0	<b>Chicago White Sox @ Washington Senators</b> Robert F. Kennedy Memorial Stadium, Washington, DC Fri Apr 30 1971, 7:05 PM EDT Att: 6,502 - Unknown <a href="http://livebaseballscorecards.com">livebaseballscorecards.com</a>			
Ed Stroud, L (1.9) OBP: 0.256, SLG: 0.184	1B		WP		1B	2B		6-3		4	2	2	0	1	0	0				
Carlos May, L (1.3) OBP: 0.374, SLG: 0.495	F8		WP		1B	1B		4-3		5	2	2	2	0	0	2				
Rick Reichardt, R (1.7) OBP: 0.262, SLG: 0.355	F9				4-3	1B		4-3		5	2	2	1	0	0	4				
Bill Melton, R (1.5) OBP: 0.369, SLG: 0.438		P6			5-3			5-3		3	0	1	0	0	1	0				
Rich Morales, R (6.5) OBP: 0.667, SLG: 0.600				HR				5-3		1	0	1	1	1	0	0				
Mike Andrews, R (1.4) OBP: 0.384, SLG: 0.427	4-3				5-3			1B		4	0	2	1	0	0	1				
Ed Herrmann, L (1.2) OBP: 0.400, SLG: 0.465	4-3				5-3			1B		5	1	2	1	0	0	4				
Jay Johnstone, L (1.8) OBP: 0.304, SLG: 0.366	F9				4-3			4-3		5	0	2	1	0	0	3				
Bart Johnson, R (1.1) OBP: 0.176, SLG: 0.235			6-3		F9			4-3		4	0	0	0	0	1	2				
<b>Inning Stats</b>	R: 0 E: 0 K: 0 S: 4	H: 1 LOB: 1 BB: 0 P: 4	R: 0 E: 0 K: 0 S: 4	H: 1 LOB: 1 BB: 0 P: 4	R: 0 E: 0 K: 0 S: 3	H: 1 LOB: 0 BB: 0 P: 3	R: 1 E: 0 K: 0 S: 5	H: 2 LOB: 1 BB: 0 P: 5	R: 2 E: 0 K: 1 S: 7	H: 2 LOB: 1 BB: 1 P: 7	R: 2 E: 0 K: 0 S: 6	H: 3 LOB: 2 BB: 0 P: 7	R: 0 E: 0 K: 0 S: 3	H: 1 LOB: 0 BB: 0 P: 3	R: 2 E: 1 K: 0 S: 6	H: 2 LOB: 2 BB: 1 P: 10	1B: 10 2B: 4 3B: 0 HR: 1	SF: 1 SAC: 0 DP: 1 HBP: 1	WP: 1 PB: 0 CS: 2	PA: 45
<b>PITCHER</b>	IP	WLS	BF	H	R	ER	SO	BB	IBB	HBP	BLK	WP	HR	S	P	ERA	WHIP			
Gerry Janesi, R (1.1) ERA: 3.98	5.0	L	23	7	3	3	1	1	0	0	0	1	1	23	27	5.40	1.600			
Bill Gogolewski, R (6.1) ERA: 4.75	2.0		12	5	3	3	1	0	0	1	0	0	0	13	14	13.50	2.500			
Joe Grzenda, L (8.1) ERA: 0.96	2.0		10	3	2	0	0	0	1	0	0	0	0	9	13	0.00	1.500			

Batter	1	2	3	4	5	6	7	8	9	AB	R	H	RBI	BB	SO	LOB	BOTTOM			
Del Unser, L (1.8) OBP: 0.352, SLG: 0.480	K		2B		F9		F2			4	0	1	1	0	1	1	<b>Chicago White Sox @ Washington Senators</b> Robert F. Kennedy Memorial Stadium, Washington, DC Fri Apr 30 1971, 7:05 PM EDT Att: 6,502 - Unknown <a href="http://livebaseballscorecards.com">livebaseballscorecards.com</a>			
Tim Cullen, R (1.4) OBP: 0.253, SLG: 0.256	K		6-3		4-3			F9		4	0	0	0	0	1	2				
Mike Epstein, L (1.3) OBP: 0.393, SLG: 0.348	FC5-4		BB		G3			K		2	0	0	0	2	1	1				
Frank Howard, R (1.7) OBP: 0.340, SLG: 0.381	FC5-4		K					L6		3	0	0	0	1	1	3				
Elliott Maddox, R (9.7) OBP: 0.324, SLG: 0.233	1-2									0	0	0	0	0	0	0				
Tom McCraw, L (1.9) OBP: 0.417, SLG: 0.651		4-3			F8		F8		4-3	4	0	0	0	0	0	1				
Bernie Allen, L (1.5) OBP: 0.484, SLG: 0.667	F8				G3		F8		1B	4	0	1	0	0	0	1				
Don Wert, R (1.6) OBP: 0.333, SLG: 0.200	K						F8		K	3	0	0	0	1	2	2				
Paul Casanova, R (1.2) OBP: 0.304, SLG: 0.422			L4		K			5-3		4	0	1	0	0	1	1				
Gerry Janesi, R (1.1) OBP: 0.296, SLG: 0.328										1	1	1	0	0	0	0				
Richie Schenck, L (5.9) OBP: 0.206, SLG: 0.207										1	0	1	0	0	0	0				
Bill Gogolewski, L (8.1) OBP: 0.206, SLG: 0.207										0	0	0	0	0	0	0				
Dick Billings, R (7.9) OBP: 0.182, SLG: 0.200										1	0	0	0	0	0	0				
Joe Grzenda, R (8.1) OBP: 0.304, SLG: 0.366										0	0	0	0	0	0	0				
Joe Foy, R (9.9) OBP: 0.342, SLG: 0.338			2B		1B					1	0	0	0	0	1	2				
<b>Inning Stats</b>	R: 0 E: 0 K: 2 S: 7	H: 0 LOB: 1 BB: 1 P: 11	R: 0 E: 0 K: 1 S: 5	H: 0 LOB: 0 BB: 0 P: 5	R: 1 E: 0 K: 1 S: 7	H: 2 LOB: 2 BB: 1 P: 11	R: 0 E: 0 K: 1 S: 5	H: 0 LOB: 1 BB: 1 P: 9	R: 0 E: 0 K: 0 S: 4	H: 1 LOB: 1 BB: 0 P: 4	R: 0 E: 0 K: 0 S: 3	H: 0 LOB: 1 BB: 1 P: 7	R: 0 E: 0 K: 1 S: 5	H: 0 LOB: 0 BB: 0 P: 3	R: 0 E: 0 K: 2 S: 9	H: 2 LOB: 2 BB: 0 P: 9	1B: 3 2B: 2 3B: 0 HR: 0	SF: 0 SAC: 0 DP: 0 HBP: 0	WP: 0 PB: 0 CS: 0	PA: 36
<b>PITCHER</b>	IP	WLS	BF	H	R	ER	SO	BB	IBB	HBP	BLK	WP	HR	S	P	ERA	WHIP			
Bart Johnson, R (1.1) ERA: 3.13	9.0	W	36	5	1	1	8	4	0	0	0	0	0	48	64	1.00	1.000			

Batter	1	2	3	4	5	6	7	8	9	AB	R	H	RBI	BB	SO	LOB	TOP									
Lee Richard, R OBP: 0.289, SLG: 0.319	0-3 K		0-0 CS 1B		0-0 F2		0-0 F8	0-3 K		5	0	1	1	0	2	1										
Ed Stroud, L OBP: 0.250, SLG: 0.186	0-0 4-3		0-0 G3		0-0 3-1				0-3 K	5	1	1	0	0	1	1										
Carlos May, L OBP: 0.385, SLG: 0.452	0-0 P6			0-0 BB S 1B		0-0 HR			0-3 K	5	1	3	1	0	1	0										
Rick Reichardt, R OBP: 0.271, SLG: 0.373		0-0 6-3		0-0 K		0-0 2B			0-0 4-3	5	1	2	1	0	1	1										
Bill Melton, R OBP: 0.375, SLG: 0.447		4-0 FC6-4 BB		0-0 F7		0-0 SH1 E 2B				3	1	1	1	1	0	3										
Mike Andrews, R OBP: 0.383, SLG: 0.416		0-0 FC6-4		0-0 BB BB		0-0 SH1				2	0	0	0	1	1	3										
Ed Herrmann, L OBP: 0.389, SLG: 0.435		0-0 F7		0-0 BB BB		0-0 F2			0-0 4-3	3	0	0	0	1	0	2										
Jay Johnstone, L OBP: 0.325, SLG: 0.370			0-0 SH1-4 1B 1B		0-0 K		0-0 E4 IBB			2	1	1	0	2	1	3										
Tommy John, R			0-0 SH1-4		0-0 F2		0-0 E4			2	0	0	0	0	0	1										
Don Eddy, R					0-0 F2					0	0	0	0	0	0	0										
Steve Kealey, R										1	0	0	0	0	0	1										
Terry Forster, L										0	0	0	0	0	0	0										
<b>Inning Stats</b>	R: 0 E: 0 K: 1 S: 5	H: 0 LOB: 0 BB: 0 P: 5	R: 0 E: 0 K: 0 S: 3	H: 0 LOB: 1 BB: 1 P: 7	R: 1 E: 0 K: 0 S: 4	H: 2 LOB: 0 BB: 0 P: 4	R: 0 E: 0 K: 2 S: 8	H: 1 LOB: 3 BB: 2 P: 16	R: 0 E: 0 K: 0 S: 3	H: 0 LOB: 0 BB: 0 P: 3	R: 3 E: 1 K: 0 S: 6	H: 3 LOB: 1 BB: 1 P: 10	R: 1 E: 0 K: 1 S: 8	H: 3 LOB: 2 BB: 0 P: 8	R: 0 E: 0 K: 1 S: 5	H: 0 LOB: 1 BB: 1 P: 9	R: 0 E: 0 K: 2 S: 7	H: 0 LOB: 0 BB: 0 P: 7	1B: 6 2B: 2 3B: 0 HR: 1	SF: 0 SAC: 2 DP: 0 HBP: 0	WP: 0 PB: 0 SB: 2 CS: 1	PA: 40				
<b>PITCHER</b>	IP	WLS	BF	H	R	ER	SO	BB	IBB	HBP	BLK	WP	HR	S	P	ERA	WHIP									
Denny McLain, R ERA: 3.15	(1, 1)	7.0	L	33	9	5	4	4	3	1	0	0	0	1	37	53	5.14	1.714								
Darold Knowles, L ERA: 2.7	(8, 1)	2.0		7	0	0	0	3	1	0	0	0	0	0	12	16	0.00	0.500								

Chicago White Sox @ Washington Senators  
Robert F. Kennedy Memorial Stadium, Washington, DC

AB	33
R	5
H	9
RBI	4
BB	5
SO	7
LOB	16



Sat May 01 1971, 7:05 PM EDT  
Att: 12,073 - Unknown

Batter	1	2	3	4	5	6	7	8	9	AB	R	H	RBI	BB	SO	LOB	BOTTOM								
Tim Cullen, R OBP: 0.242, SLG: 0.244	0-0 6-3		0-0 5-3		0-0 F9		0-0 F8		0-3 K	4	0	0	0	0	0	1									
Bernie Allen, L OBP: 0.448, SLG: 0.640										1	0	0	0	0	1	1									
Elliott Maddox, R OBP: 0.317, SLG: 0.212	0-0 1-3		0-0 E6 FC4			0-0 E6 2B 6-3				3	1	0	0	1	0	0									
Frank Howard, R OBP: 0.337, SLG: 0.386	0-0 F7		0-0 FC4			0-0 2B 2B				4	1	1	0	0	1	2									
Joe Foy, R OBP: 0.325, SLG: 0.319		0-0 6-3		0-0 6-3		0-0 P4				4	0	0	0	0	0	2									
Richie Scheinblum, S OBP: 0.275, SLG: 0.182		0-0 5-3		0-3 K		0-0 6-3				4	0	0	1	0	1	1									
Paul Casanova, R OBP: 0.320, SLG: 0.417		0-0 E 1B		0-3 K		0-0 2B BB				3	1	1	0	1	1	0									
Don Wert, R OBP: 0.300, SLG: 0.333		0-0 E6		0-0 6-3		0-0 E6				4	0	1	2	0	0	1									
Del Unser, L OBP: 0.362, SLG: 0.519		0-0 F3		0-0 K		0-0 4-3				4	0	2	0	0	0	3									
Denny McLain, R			0-0 4-1		0-3 K		0-3 K			2	0	0	0	0	1	1									
Dick Billings, R OBP: 0.187, SLG: 0.182										1	0	0	0	0	1	0									
Darold Knowles, L										0	0	0	0	0	0	0									
Tom McCraw, L OBP: 0.408, SLG: 0.636										1	0	0	0	0	0	1									
<b>Inning Stats</b>	R: 0 E: 0 K: 0 S: 3	H: 1 LOB: 2 BB: 0 P: 3	R: 0 E: 1 K: 0 S: 5	H: 1 LOB: 0 BB: 0 P: 5	R: 0 E: 1 K: 0 S: 4	H: 0 LOB: 1 BB: 0 P: 4	R: 0 E: 0 K: 2 S: 7	H: 0 LOB: 0 BB: 0 P: 7	R: 0 E: 0 K: 1 S: 6	H: 1 LOB: 1 BB: 0 P: 6	R: 3 E: 1 K: 0 S: 6	H: 2 LOB: 1 BB: 1 P: 10	R: 0 E: 0 K: 2 S: 7	H: 0 LOB: 1 BB: 1 P: 11	R: 0 E: 0 K: 0 S: 3	H: 0 LOB: 0 BB: 0 P: 3	R: 0 E: 0 K: 1 S: 6	H: 1 LOB: 1 BB: 0 P: 6	1B: 2 2B: 2 3B: 1 HR: 0	SF: 0 SAC: 0 DP: 0 HBP: 0	WP: 0 PB: 0 SB: 0 CS: 0	PA: 37			
<b>PITCHER</b>	IP	WLS	BF	H	R	ER	SO	BB	IBB	HBP	BLK	WP	HR	S	P	ERA	WHIP								
Tommy John, L ERA: 5.31	(1, 1)	5.2	W	25	4	3	0	3	1	0	0	0	0	5	9	0.00	1.000								
Don Eddy, L ERA: 3.24	(6, 1)	1.0		4	0	0	0	1	1	0	0	0	0	9	9	0.00	1.000								
Steve Kealey, R ERA: 2.57	(7, 1)	2.0		7	1	0	0	1	0	0	0	0	0	9	9	0.00	0.500								
Terry Forster, L ERA: 2.61	(9, 1)	0.1	S	1	0	0	0	1	0	0	0	0	0	3	3	0.00	0.000								


Chicago White Sox @ Washington Senators  
Robert F. Kennedy Memorial Stadium, Washington, DC


AB	35
R	3
H	5
RBI	3
BB	2
SO	6
LOB	13

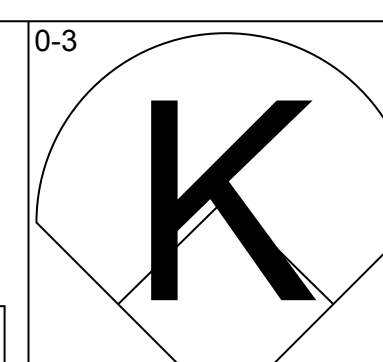
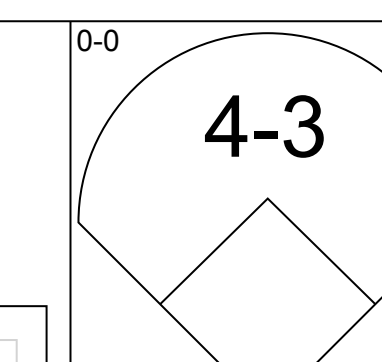
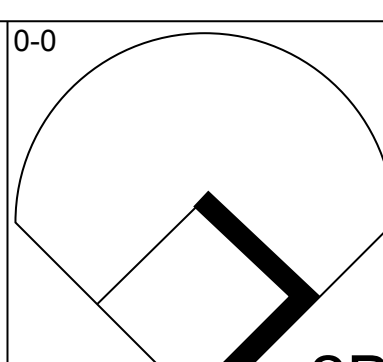
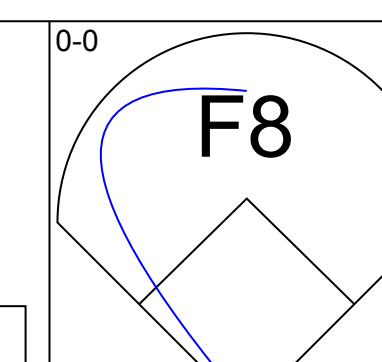
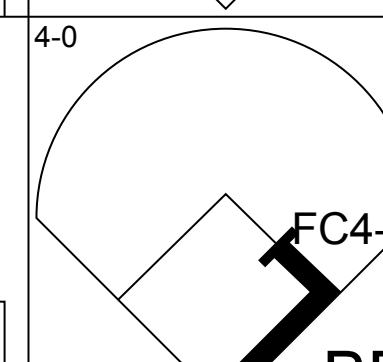
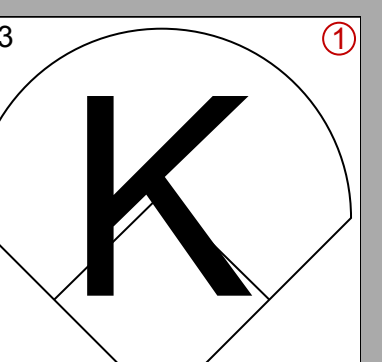
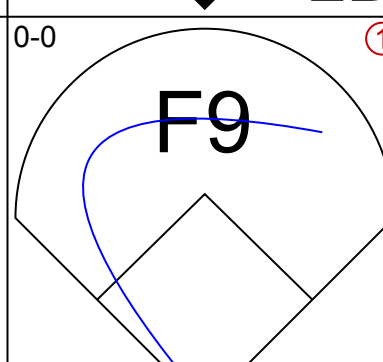
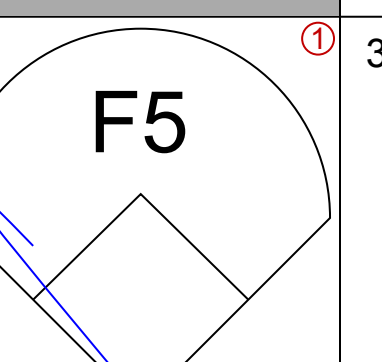
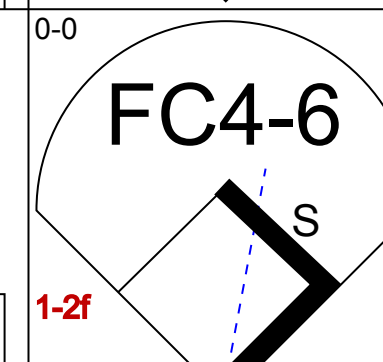
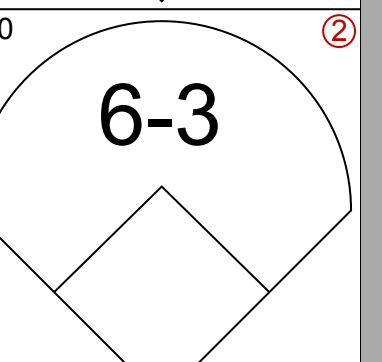
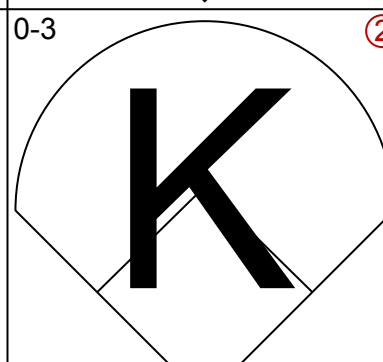
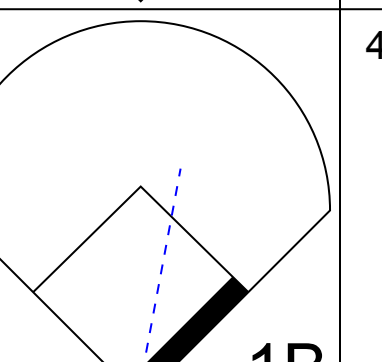
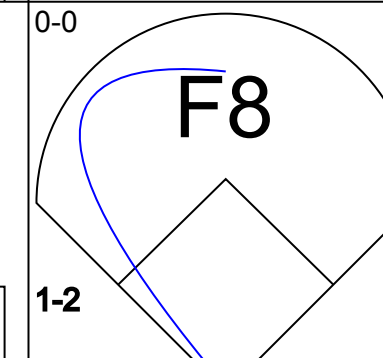
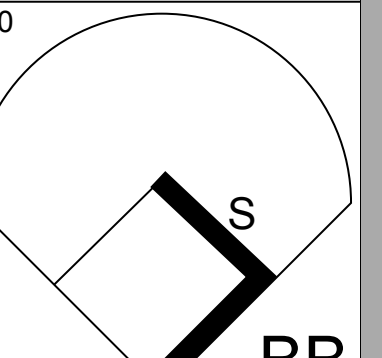
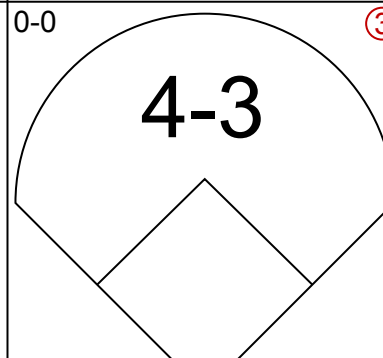
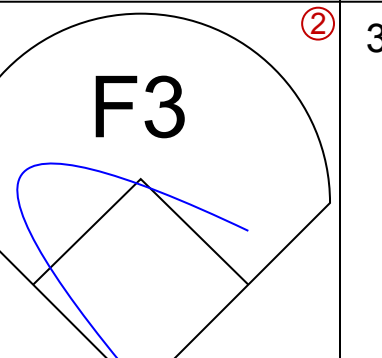
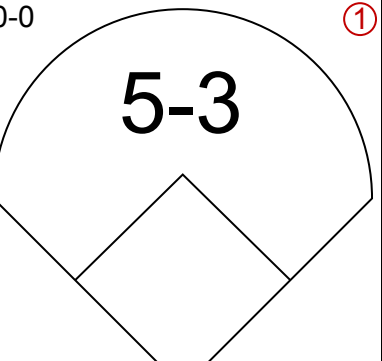
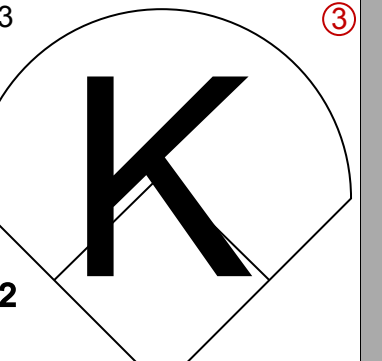
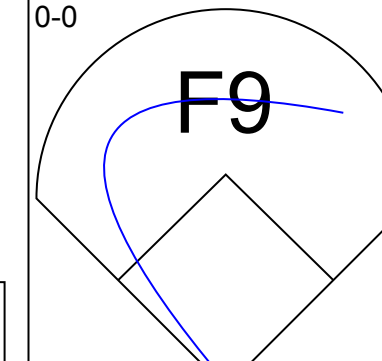
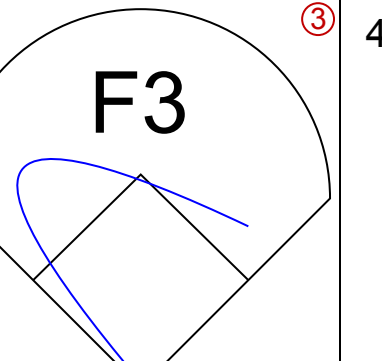
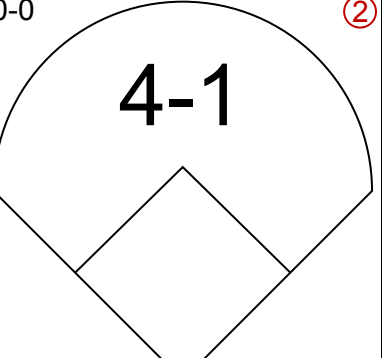
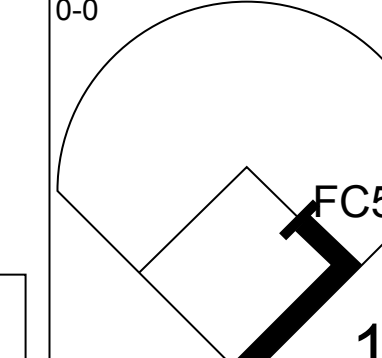
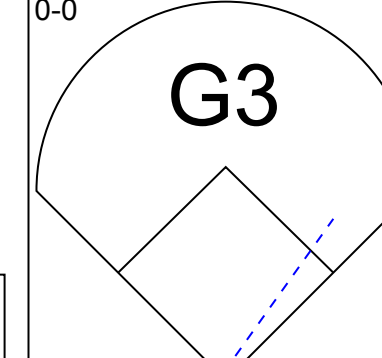
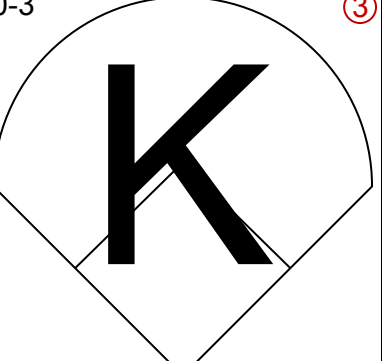
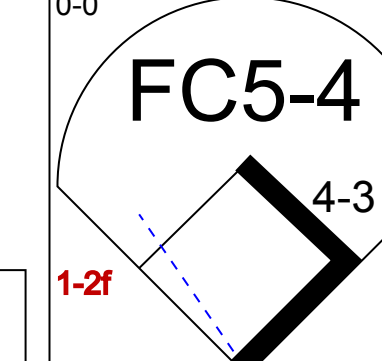
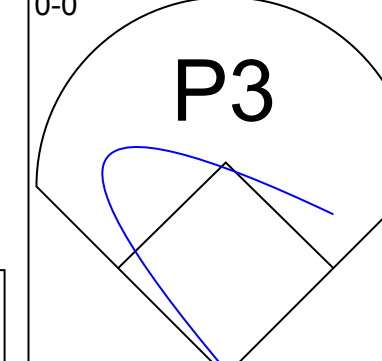
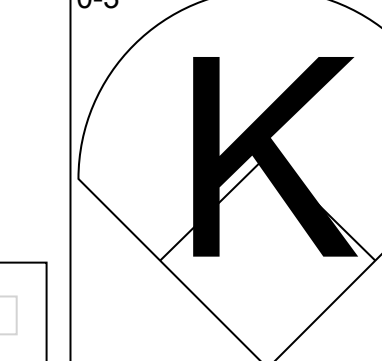
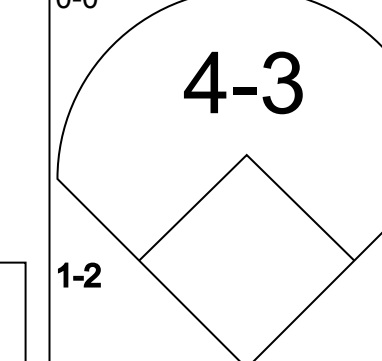
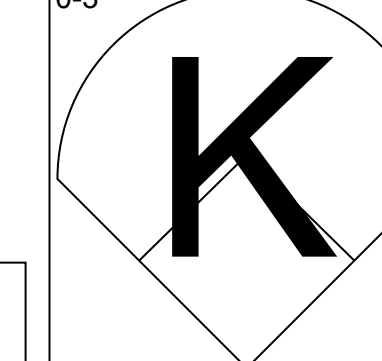
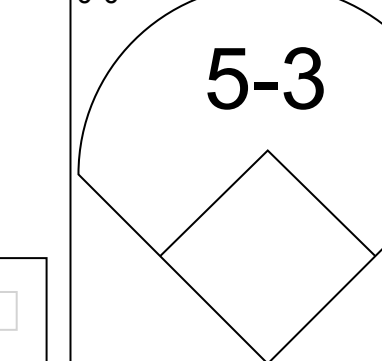
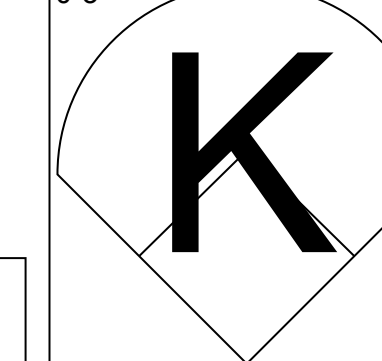
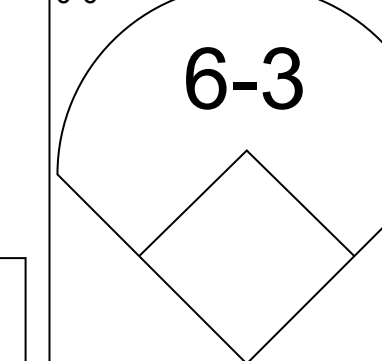


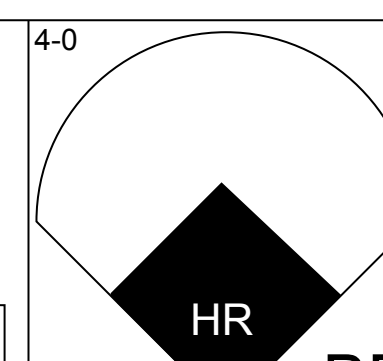
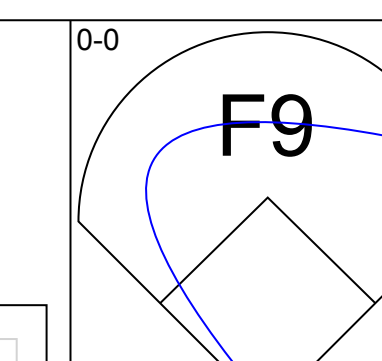
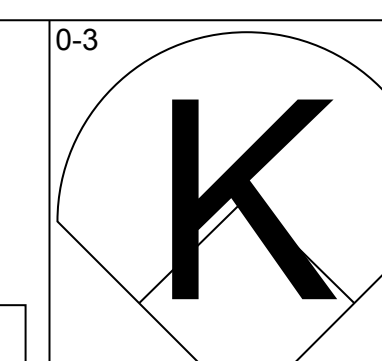
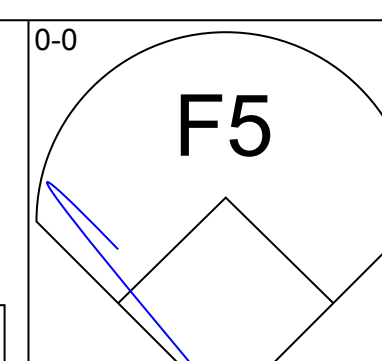
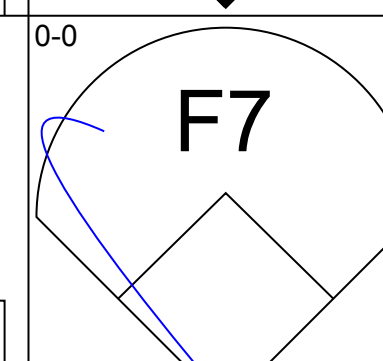
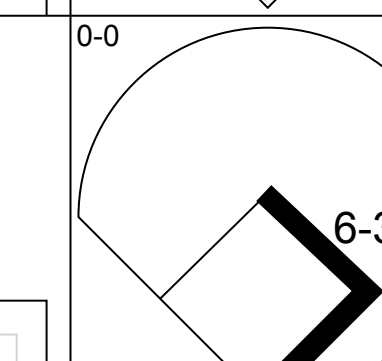
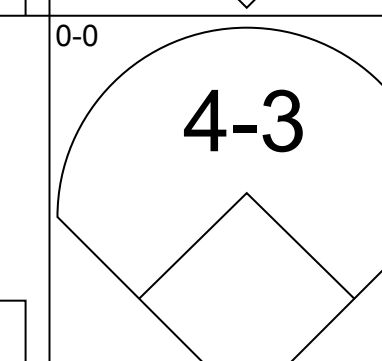
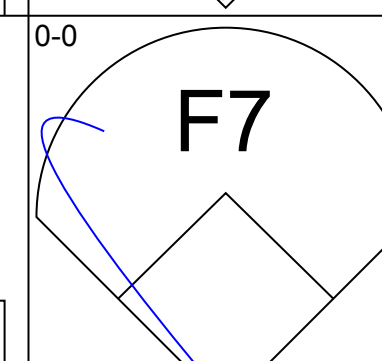
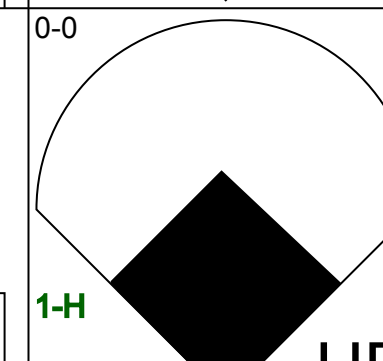
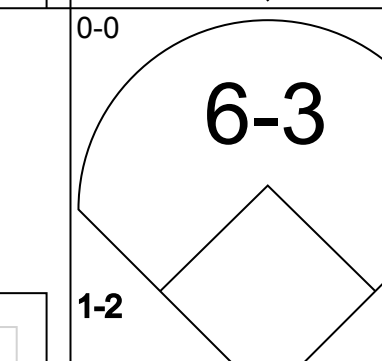
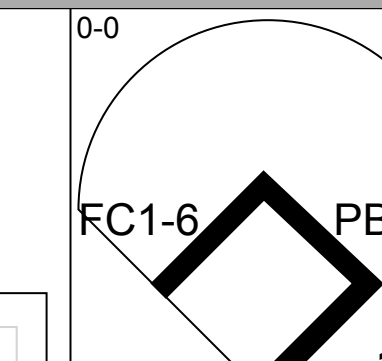
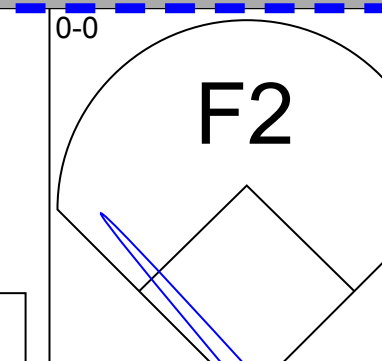
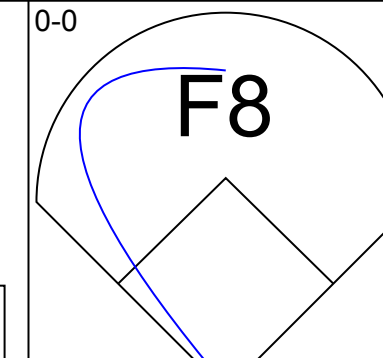
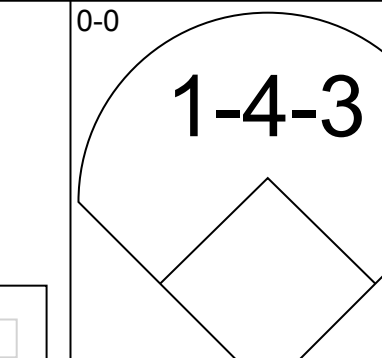
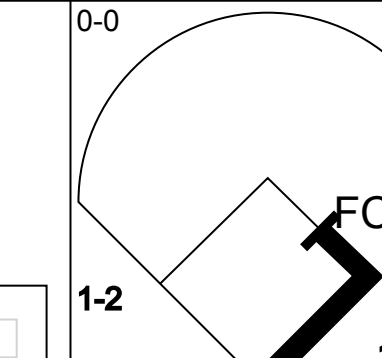
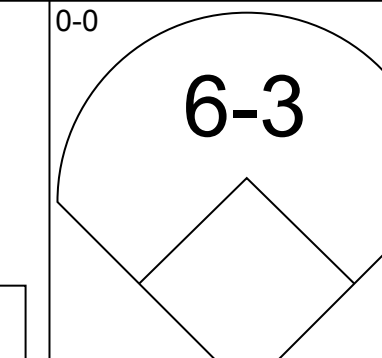
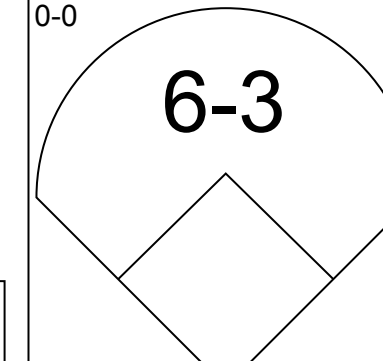
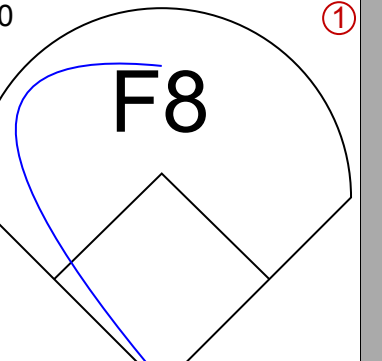
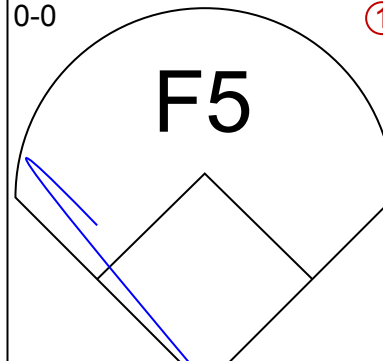
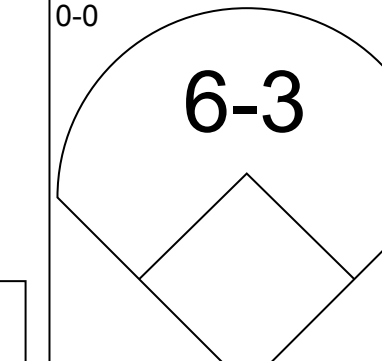
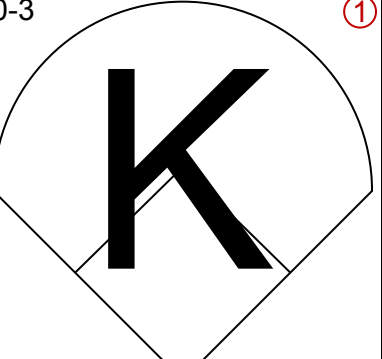
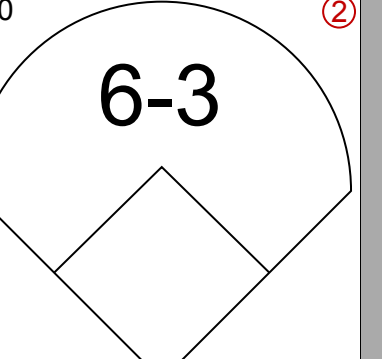
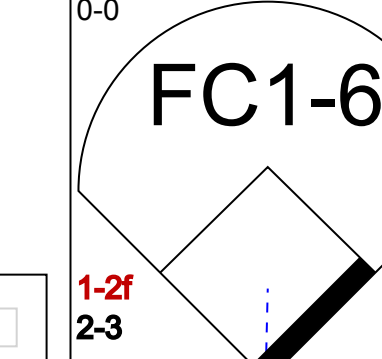
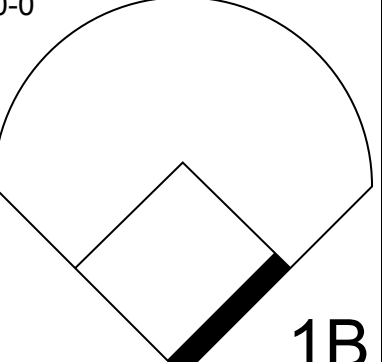
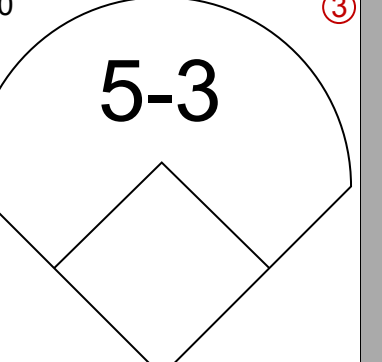
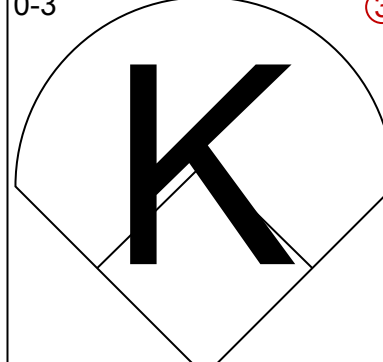
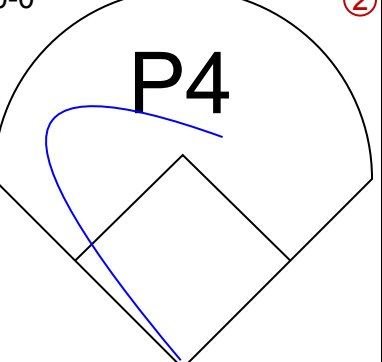
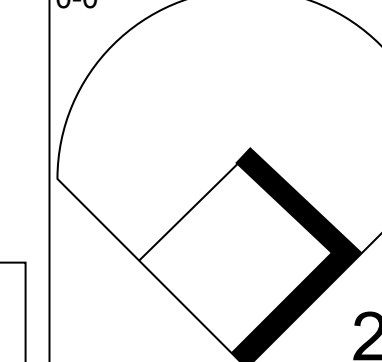
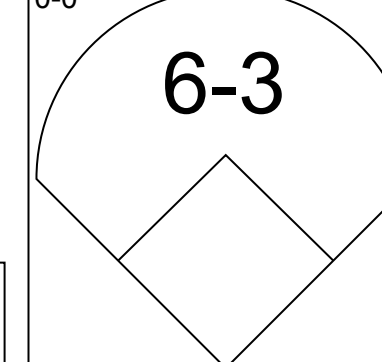
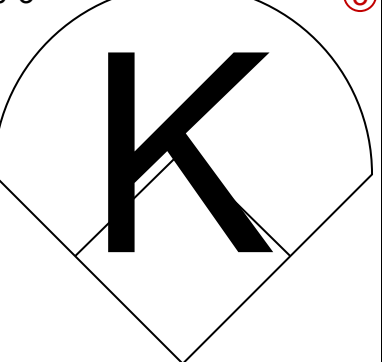
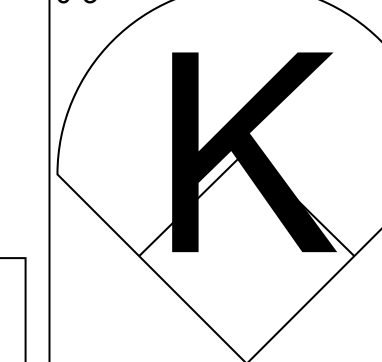
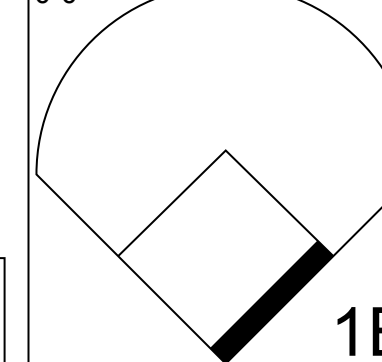
Sat May 01 1971, 7:05 PM EDT  
Att: 12,073 - Unknown

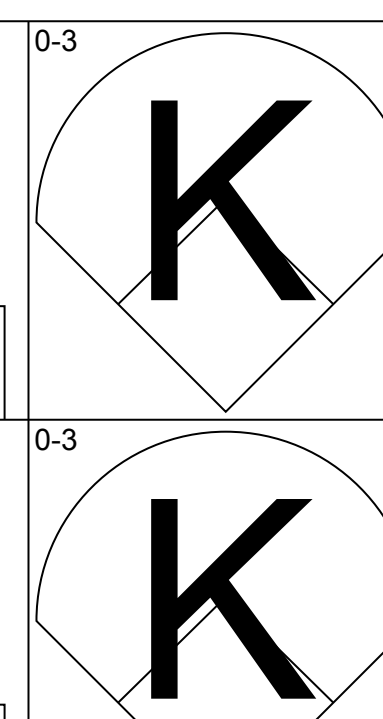
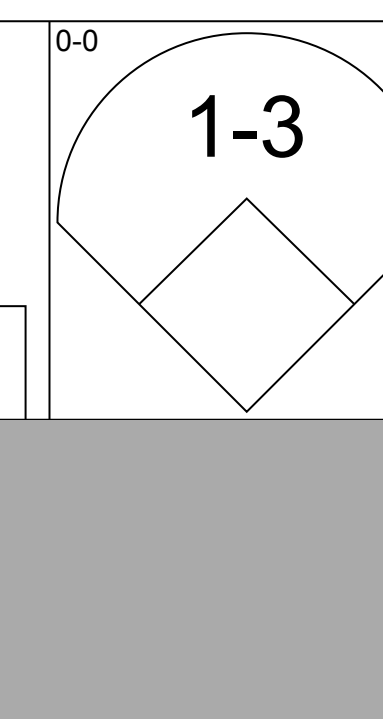
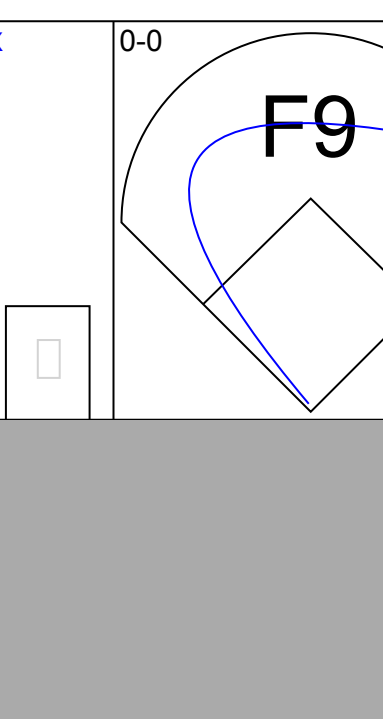
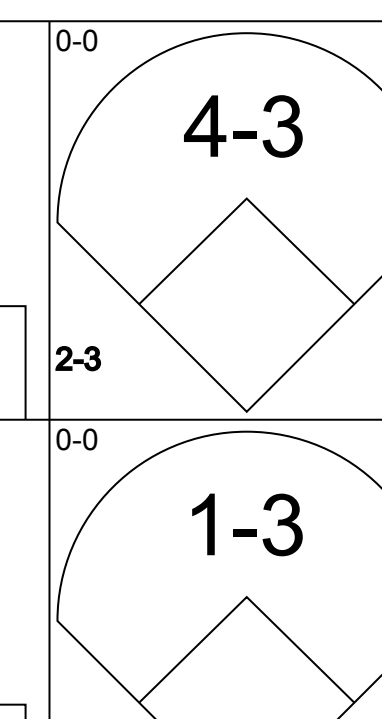
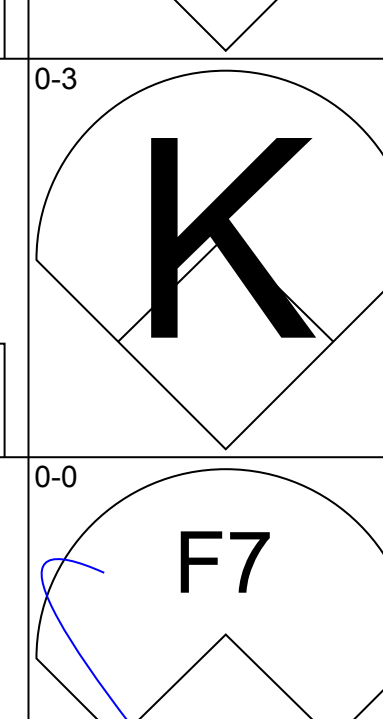
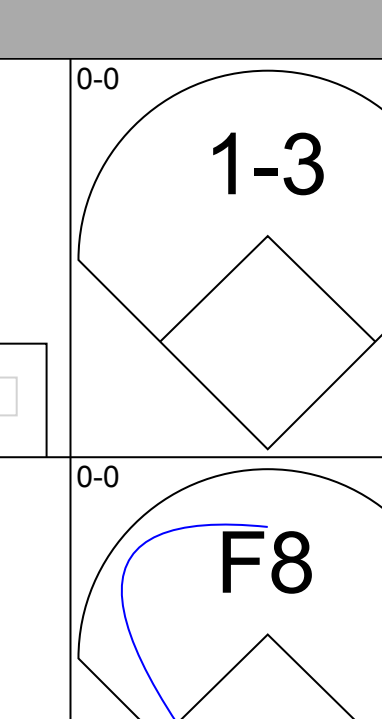
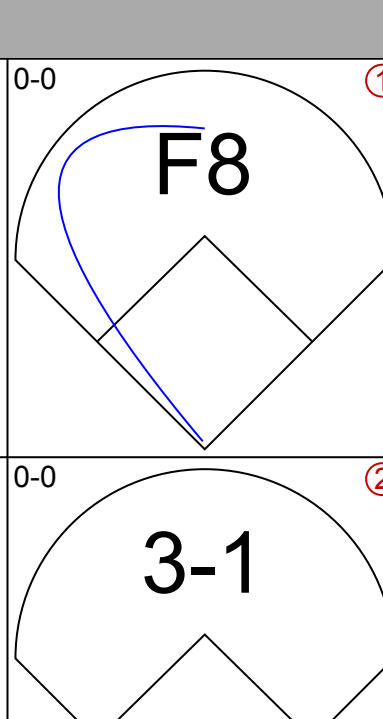
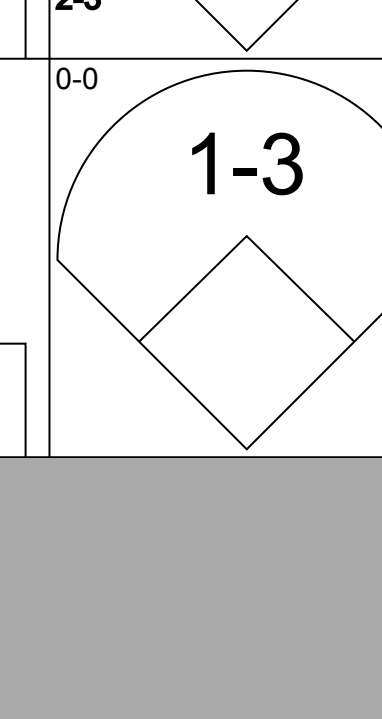
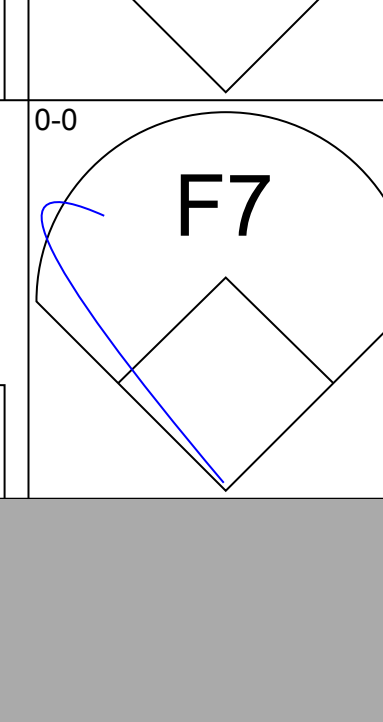
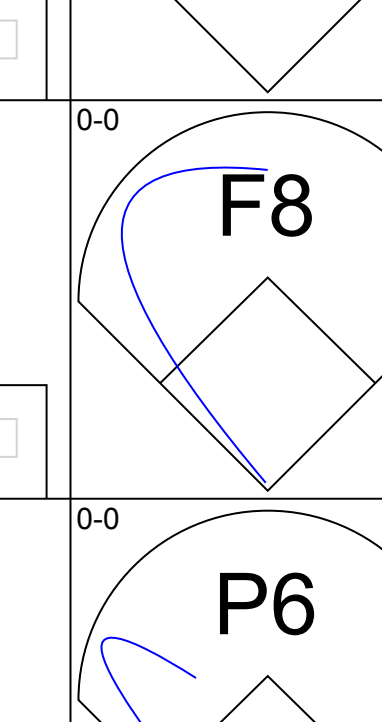
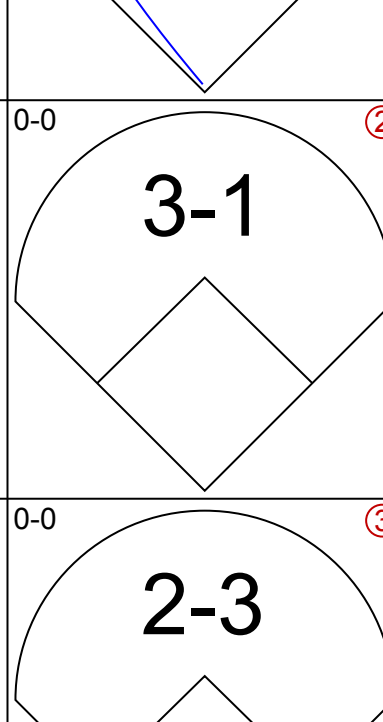
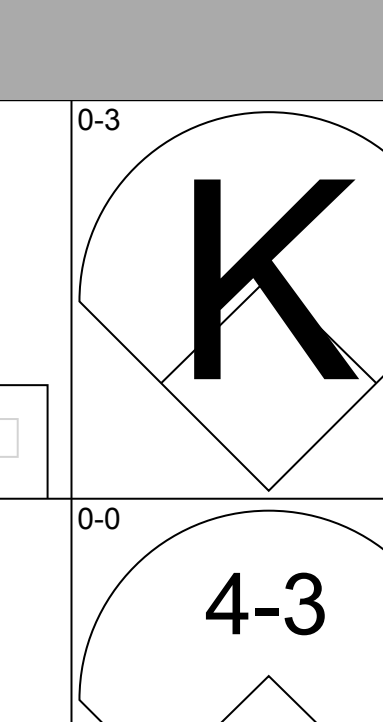
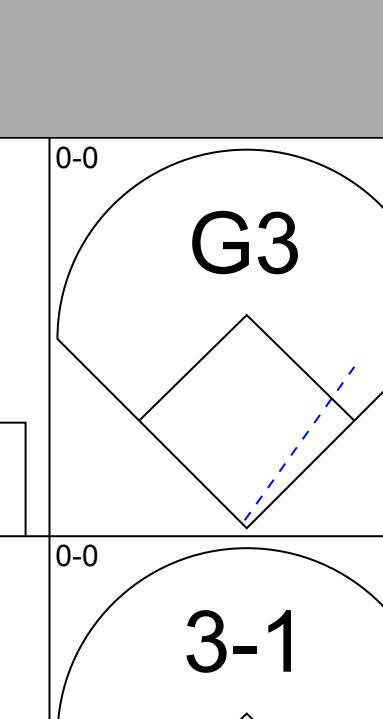
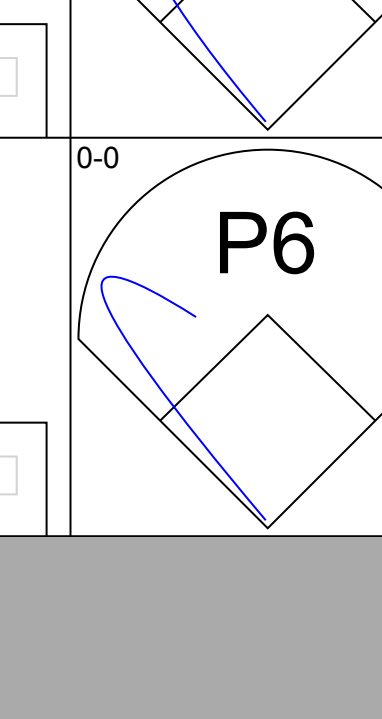
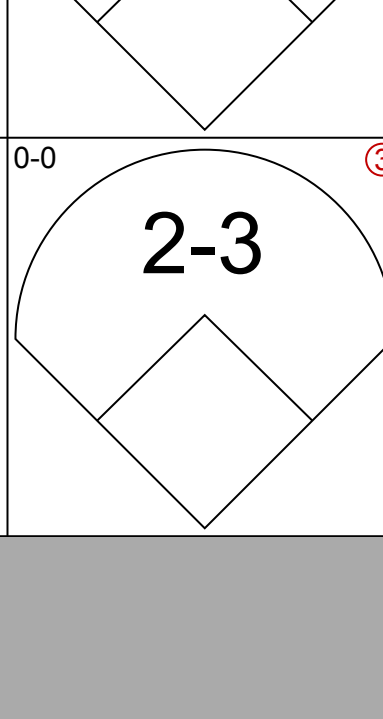
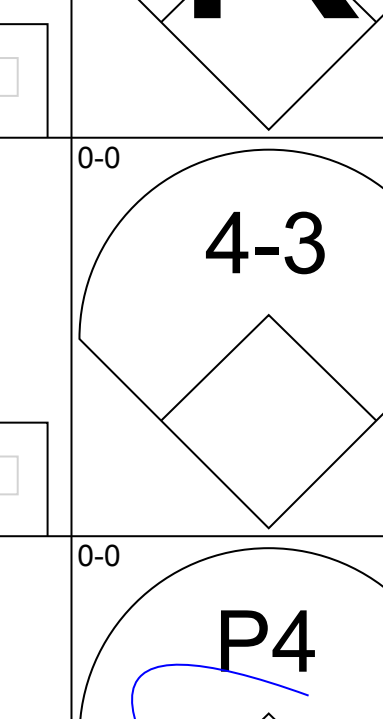
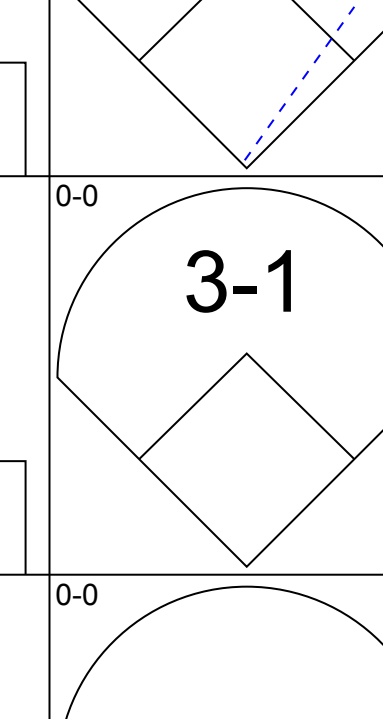
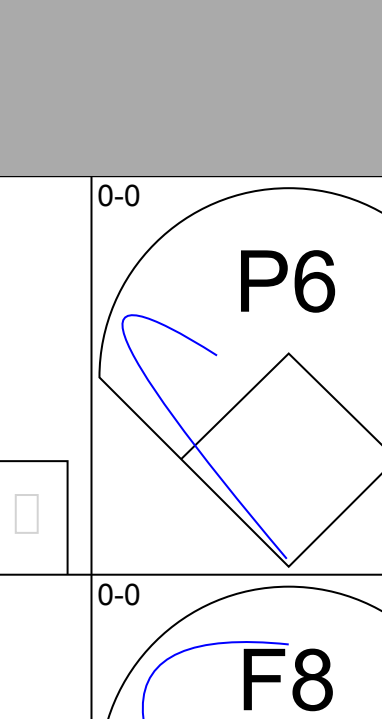
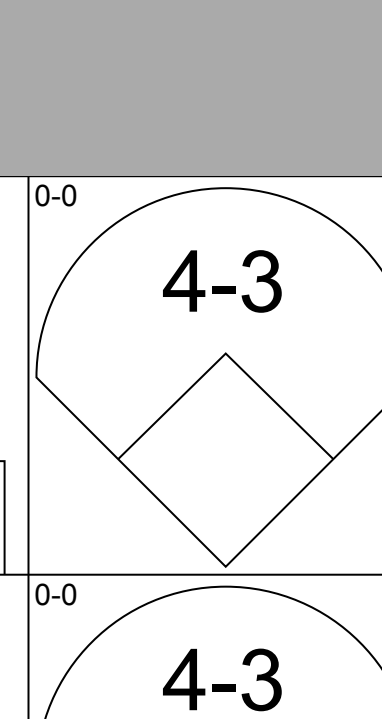
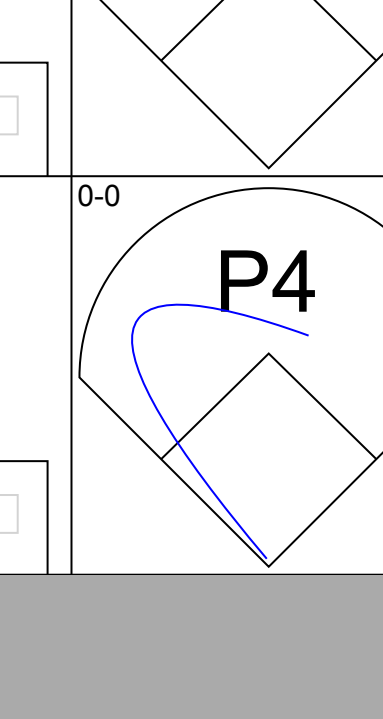
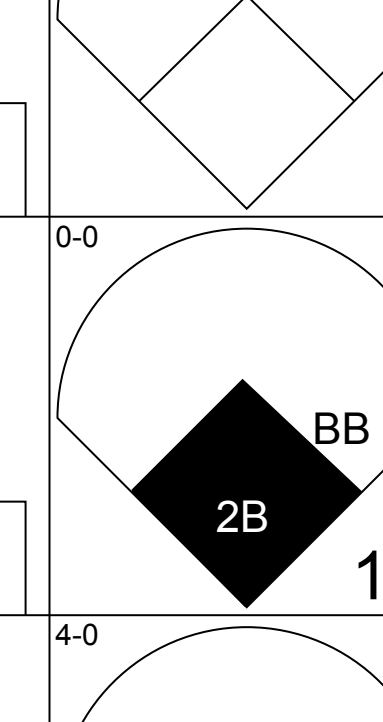
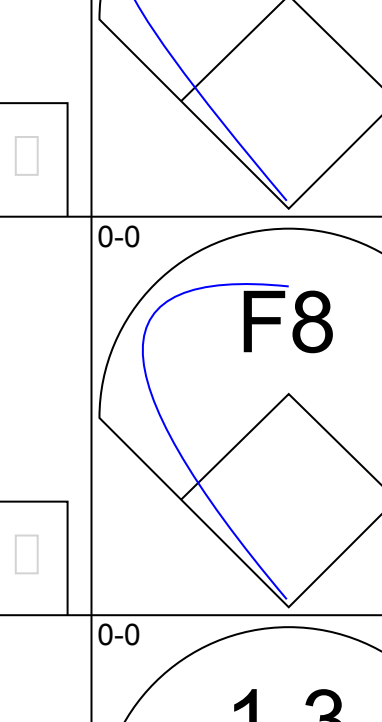
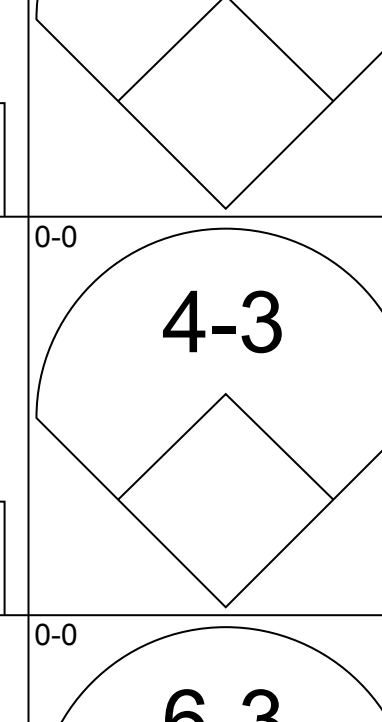
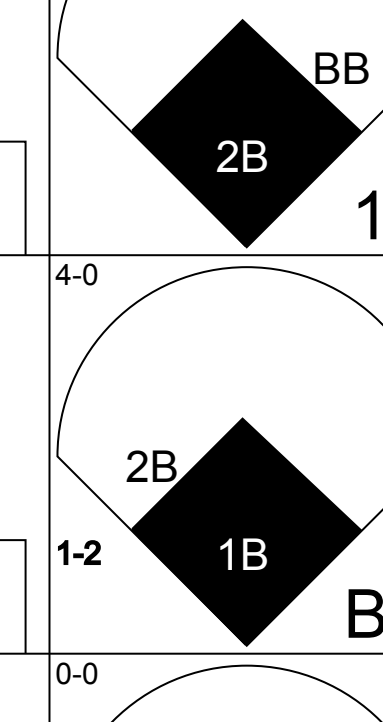
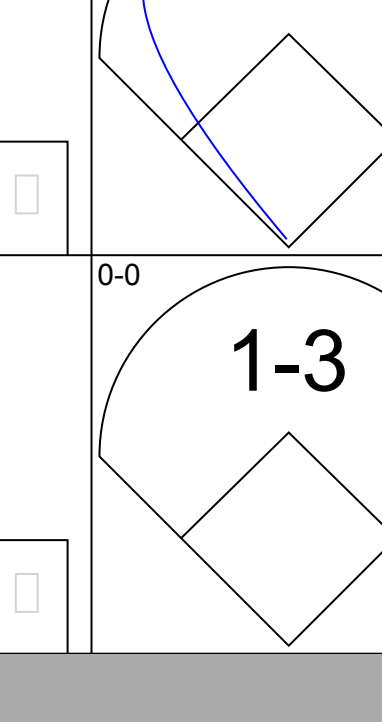
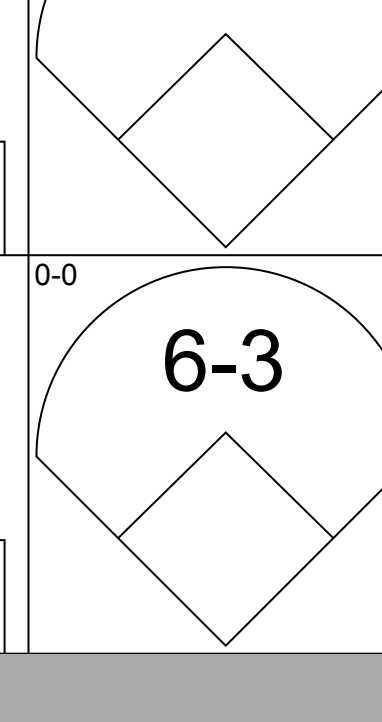
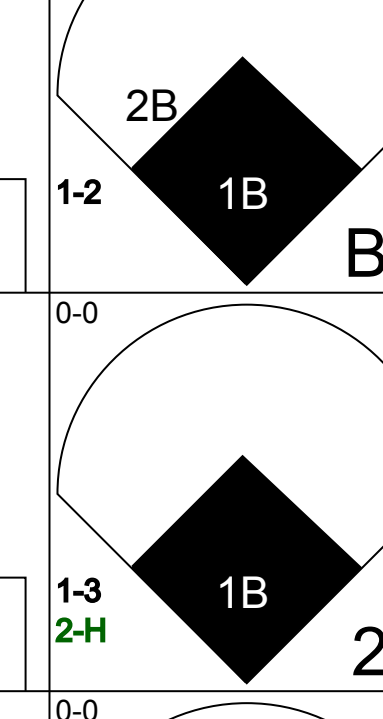
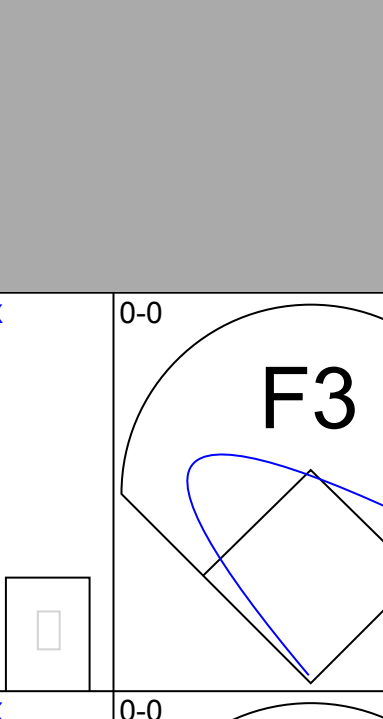
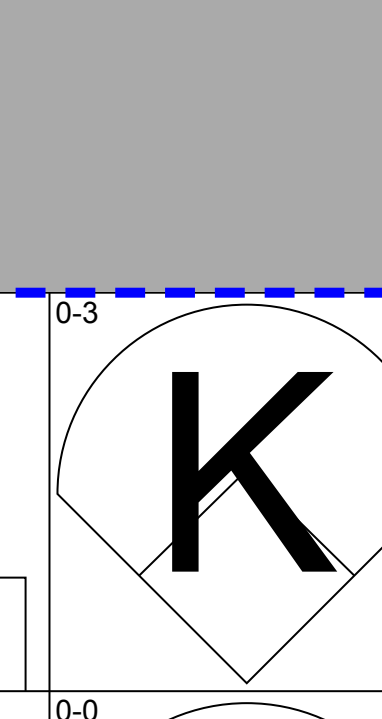
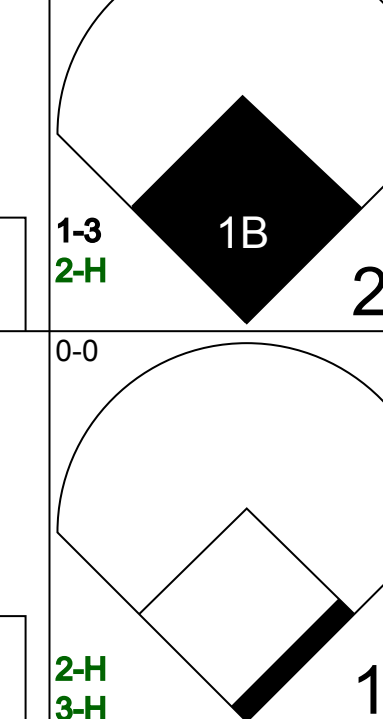
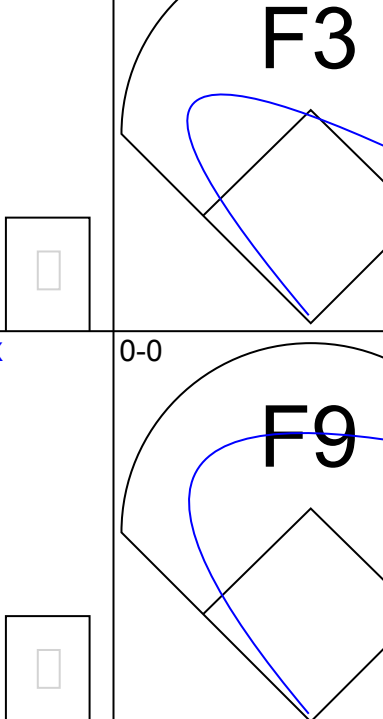
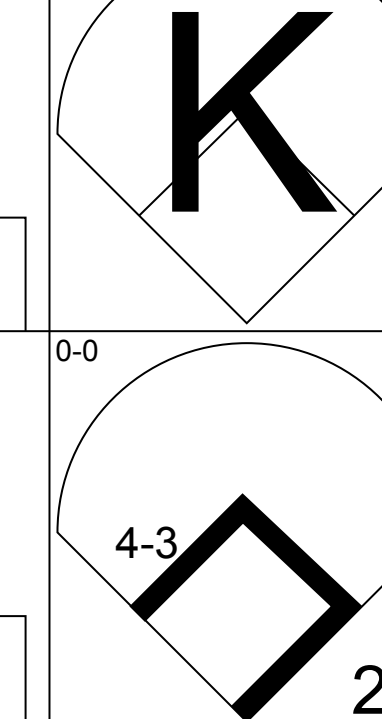


Batter	1	2	3	4	5	6	7	8	9	AB	R	H	RBI	BB	SO	LOB	TOP										
Lee Richard, R (1, 6) OBP: 0.300, SLG: 0.329	0-0 1-3		0-0 1B			0-0 4-3 S 1B			0-0 F7	4	0	2	0	0	0	0	<b>Chicago White Sox @ Washington Senators</b> Robert F. Kennedy Memorial Stadium, Washington, DC Sun May 02 1971, 3:33 AM EDT Att: 8,684 - Unknown <a href="http://livebaseballscorecards.com">livebaseballscorecards.com</a>										
Ed Stroud, L (1, 9) OBP: 0.235, SLG: 0.174 Walt Williams, R (9, PH) OBP: 0.286, SLG: 0.342	0-0 6-3		0-0 4-3			0-0 4-3			0-0 HR 1B	3	0	0	0	0	0	2											
Carlos May, L (1, 3) OBP: 0.370, SLG: 0.432	0-0 4-3			0-0 F8		0-3 K			0-3 K	4	0	0	0	0	2	2											
Rick Reichardt, R (1, 7) OBP: 0.284, SLG: 0.423		0-0 F9		0-0 F9			0-0 CS 1B		0-0 HR	4	1	2	2	0	0	0											
Bill Melton, R (1, 5) OBP: 0.359, SLG: 0.425		0-0 F8		0-0 5-3			0-0 P4		0-3 K	4	0	0	0	0	1	1											
Mike Andrews, R (1, 4) OBP: 0.351, SLG: 0.400		0-0 F8			0-0 F8		0-0 F8 1-2			3	0	0	0	0	0	1											
Ed Herrmann, L (1, 2) OBP: 0.368, SLG: 0.408			0-0 F8		0-0 F9			0-0 F9		3	0	0	0	0	0	0											
Jay Johnstone, L (1, 8) OBP: 0.326, SLG: 0.408			0-0 HR		0-0 F9			0-0 6-3		3	1	1	1	0	0	0											
Wilbur Wood, R (1, 1) Vicente Romo, R (9, 1)			0-3 K			0-3 K		0-0 F8		3	0	0	0	0	2	0											
<b>Inning Stats</b>	R: 0 E: 0 K: 0 S: 3	H: 0 LOB: 0 BB: 0 P: 3	R: 0 E: 0 K: 0 S: 3	H: 0 LOB: 0 BB: 0 P: 3	R: 1 E: 0 K: 1 S: 7	H: 2 LOB: 1 BB: 0 P: 7	R: 0 E: 0 K: 0 S: 3	H: 0 LOB: 0 BB: 0 P: 3	R: 0 E: 0 K: 2 S: 8	H: 1 LOB: 1 BB: 0 P: 8	R: 0 E: 0 K: 0 S: 3	H: 1 LOB: 0 BB: 0 P: 3	R: 0 E: 0 K: 0 S: 3	H: 0 LOB: 0 BB: 0 P: 3	R: 2 E: 0 K: 2 S: 9	H: 2 LOB: 0 BB: 0 P: 9		1B: 4 2B: 0 3B: 0 HR: 2	SF: 0 SAC: 0 DP: 0 HBP: 0	WP: 0 PB: 0 CS: 1	PA: 32						
<b>PITCHER</b>	IP	WLS	BF	H	R	ER	SO	BB	IBB	HBP	BLK	WP	HR	S	P	ERA	WHIP										
Casey Cox, R (1, 1) ERA: 2.63	8.0		27	4	1	1	3	0	0	0	0	0	1	33	33	1.12	0.500										
Darold Knowles, L (9, 1) ERA: 3.77	1.0	L	5	2	2	2	2	0	0	0	0	0	1	9	9	18.00	2.000										

Batter	1	2	3	4	5	6	7	8	9	AB	R	H	RBI	BB	SO	LOB	BOTTOM										
Del Unser, L (1, 9) OBP: 0.371, SLG: 0.526	0-3 K		0-0 4-3							3	0	1	1	1	1	0	<b>Chicago White Sox @ Washington Senators</b> Robert F. Kennedy Memorial Stadium, Washington, DC Sun May 02 1971, 3:33 AM EDT Att: 8,684 - Unknown <a href="http://livebaseballscorecards.com">livebaseballscorecards.com</a>										
Elliott Maddox, R (1, 8) OBP: 0.311, SLG: 0.216	0-0 G5-4-3 1B			0-0 P6	0-0 5-3			0-3 K 1-2		4	0	1	0	0	1	2											
Frank Howard, R (1, 7) OBP: 0.333, SLG: 0.380	0-0 G5-4-3 1-2			0-0 BB 1B		0-0 F2			0-0 6-3	4	0	1	0	0	0	1											
Joe Foy, R (1, 5) OBP: 0.321, SLG: 0.306		0-3 K		0-0 BB	0-0 5-3				0-0 6-3	3	0	0	0	1	1	0											
Mike Epstein, L (1, 3) OBP: 0.398, SLG: 0.347		0-0 E BB		0-3 K		0-3 K			0-0 1B	3	0	1	0	1	2	2											
Paul Casanova, R (1, 2) OBP: 0.315, SLG: 0.404		0-0 E6		0-0 F9			0-0 6-3		0-0 1B	4	0	1	0	0	0	3											
Don Wert, R (1, 6) OBP: 0.231, SLG: 0.250 Tom McCraw, L (9, PH) OBP: 0.400, SLG: 0.622	0-0 G5-4-3 1-2				0-0 5-3				0-0 F9	3	0	0	0	0	0	2											
Tim Cullen, R (1, 4) OBP: 0.245, SLG: 0.247			0-0 P5		0-0 PB SH1-4 2B 1B			0-0 F7		3	1	1	0	0	0	0											
Casey Cox, R (1, 1) Dick Billings, R (9, PH) OBP: 0.134, SLG: 0.167 Darold Knowles, L (9, 1)			0-3 K		0-0 SH1-4			0-0 L6		1	0	0	0	0	1	0											
<b>Inning Stats</b>	R: 0 E: 0 K: 1 S: 5	H: 1 LOB: 0 BB: 0 P: 5	R: 0 E: 1 K: 1 S: 5	H: 0 LOB: 1 BB: 1 P: 9	R: 0 E: 0 K: 1 S: 5	H: 0 LOB: 0 BB: 0 P: 5	R: 0 E: 0 K: 1 S: 6	H: 1 LOB: 2 BB: 1 P: 10	R: 1 E: 0 K: 0 S: 5	H: 2 LOB: 1 BB: 0 P: 5	R: 0 E: 0 K: 1 S: 5	H: 0 LOB: 0 BB: 0 P: 5	R: 0 E: 0 K: 0 S: 3	H: 0 LOB: 0 BB: 0 P: 3	R: 0 E: 0 K: 1 S: 4	H: 0 LOB: 0 BB: 1 P: 8		R: 0 E: 0 K: 0 S: 5	H: 2 LOB: 2 BB: 0 P: 5	1B: 5 2B: 1 3B: 0 HR: 0	SF: 0 SAC: 1 DP: 2 HBP: 0	WP: 0 PB: 2 CS: 1	PA: 34				
<b>PITCHER</b>	IP	WLS	BF	H	R	ER	SO	BB	IBB	HBP	BLK	WP	HR	S	P	ERA	WHIP										
Wilbur Wood, L (1, 1) ERA: 2.51	8.2	W	33	6	1	1	6	3	0	0	0	0	0	42	54	1.04	1.038										
Vicente Romo, R (9, 1) ERA: 5.79	0.1	S	1	0	0	0	0	0	0	0	0	0	0	1	1	0.00	0.000										

Batter	1	2	3	4	5	6	7	8	9	AB	R	H	RBI	BB	SO	LOB	TOP			
<b>Del Unser, L</b> OBP: 0.364, SLG: 0.525 (1, 8)										4	0	1	0	0	1	0	<b>Washington Senators @ Milwaukee Brewers</b> Milwaukee County Stadium, Milwaukee, WI Tue May 04 1971, 8:05 PM EDT Att: 3,857 - Unknown <a href="http://livebaseballscorecards.com">livebaseballscorecards.com</a>			
<b>Tim Cullen, R</b> OBP: 0.245, SLG: 0.240 (1, 4) (8, 6)										3	0	0	0	1	1	1				
<b>Mike Epstein, L</b> OBP: 0.391, SLG: 0.342 (1, 3)										4	0	1	0	0	1	2				
<b>Tom McCraw, L</b> OBP: 0.389, SLG: 0.583 (1, 9)										3	0	0	0	1	0	3				
<b>Bernie Allen, L</b> OBP: 0.394, SLG: 0.552 (1, 5) (8, 4)										4	0	0	0	0	1	2				
<b>Richie Scheinblum, S</b> OBP: 0.279, SLG: 0.194 (1, 7)										3	0	1	0	0	0	0				
<b>Paul Casanova, R</b> OBP: 0.298, SLG: 0.382 (1, 2)										3	0	0	0	0	1	1				
<b>Toby Harrah, R</b> OBP: 0.256, SLG: 0.188 (8, PH) <b>Elliott Maddox, R</b> OBP: 0.304, SLG: 0.211 (8, 5)										2	0	0	0	0	1	1				
<b>Dick Bosman, R</b> (1, 1) <b>Dick Billings, R</b> OBP: 0.143, SLG: 0.154 (8, PH) <b>Jim Shellenback, L</b> (8, 1)										1	0	0	0	0	0	0				
<b>Inning Stats</b>	R: 0 E: 0 K: 1 S: 5	H: 0 LOB: 1 BB: 1 P: 9	R: 0 E: 0 K: 1 S: 5	H: 0 LOB: 0 BB: 0 P: 5	R: 0 E: 0 K: 1 S: 5	H: 0 LOB: 0 BB: 0 P: 5	R: 0 E: 0 K: 2 S: 7	H: 1 LOB: 1 BB: 1 P: 11	R: 0 E: 0 K: 1 S: 6	H: 1 LOB: 1 BB: 0 P: 6	R: 0 E: 0 K: 0 S: 3	H: 0 LOB: 0 BB: 0 P: 3	R: 0 E: 0 K: 1 S: 5	H: 0 LOB: 0 BB: 0 P: 5	R: 0 E: 0 K: 0 S: 4	H: 1 LOB: 1 BB: 0 P: 4		1B: 2 2B: 1 3B: 0 HR: 0	SF: 0 SAC: 0 DP: 0 HBP: 0	WP: 0 PB: 0 CS: 2
<b>PITCHER</b> <b>Bill Parsons, R</b> ERA: 2.11 (1, 1)	IP: 9.0 WLS: W BF: 32	H: 3 R: 0 ER: 0 SO: 8	BB: 2 IBB: 0 HBP: 0 BLK: 0	WP: 0 HR: 0 S: 46 P: 54	ERA: 0.00 WHIP: 0.556															

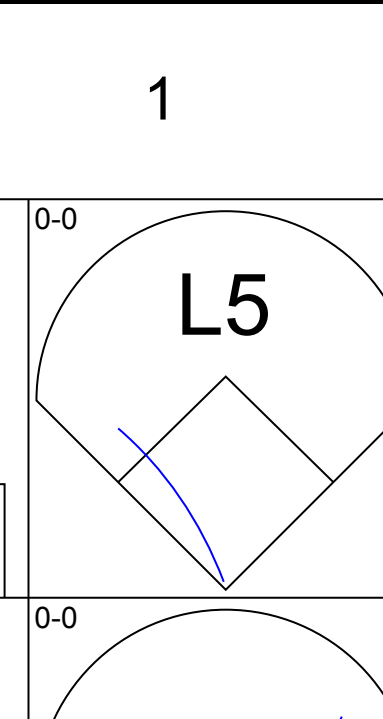
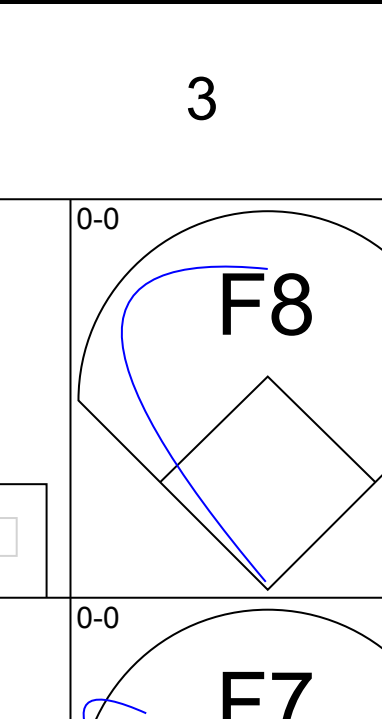
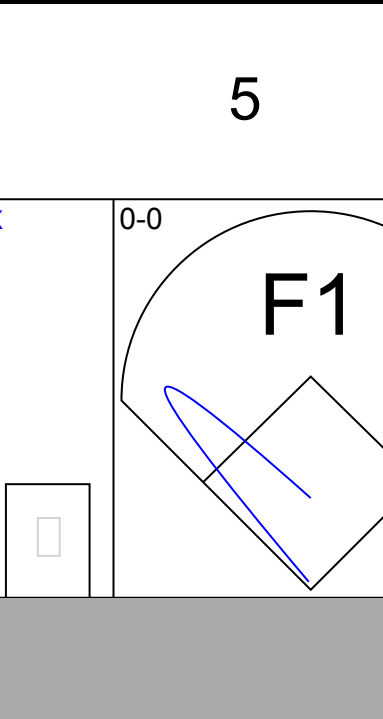
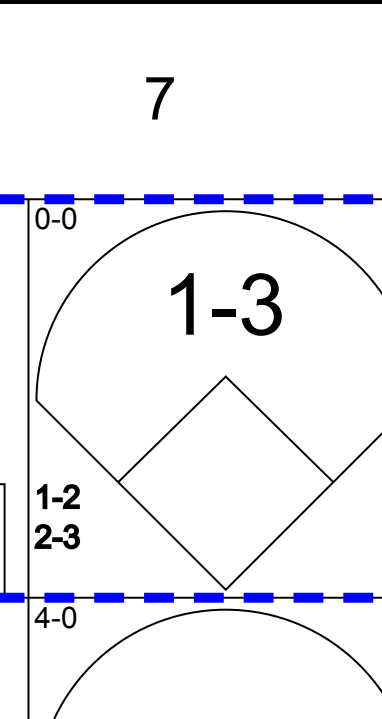
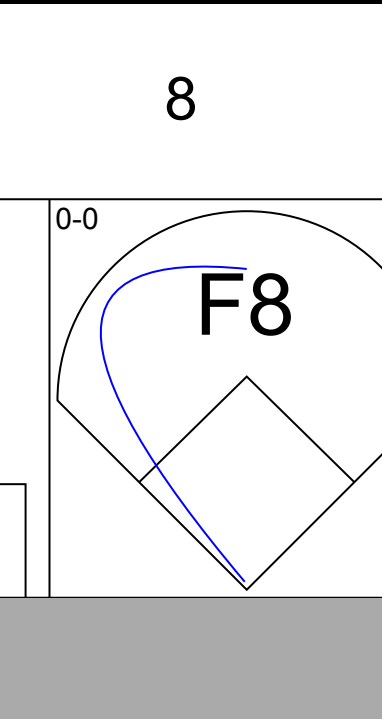
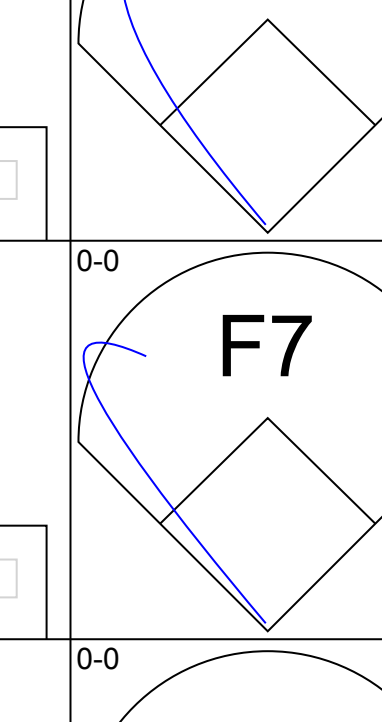
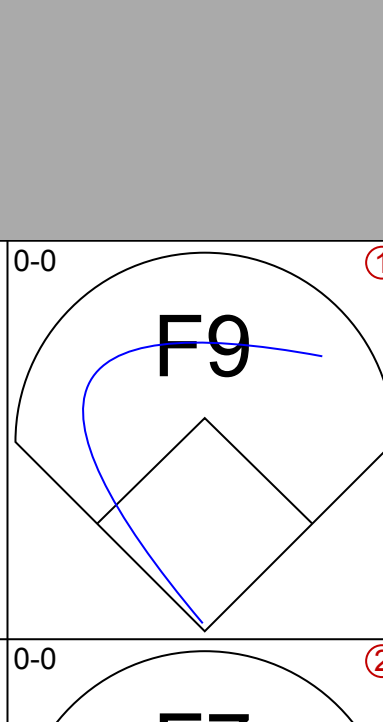
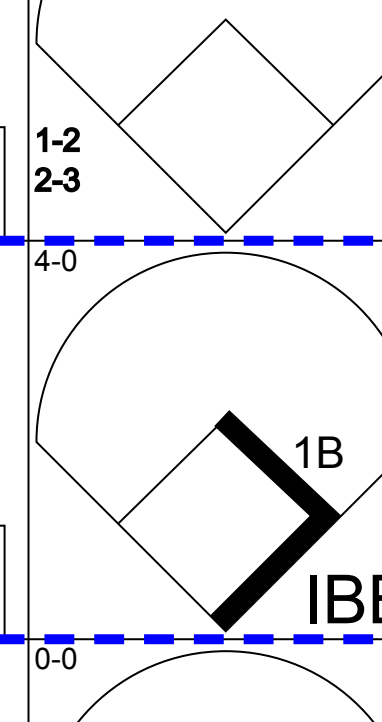
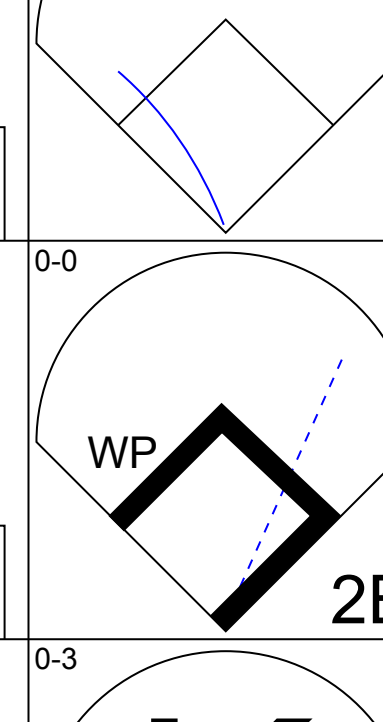
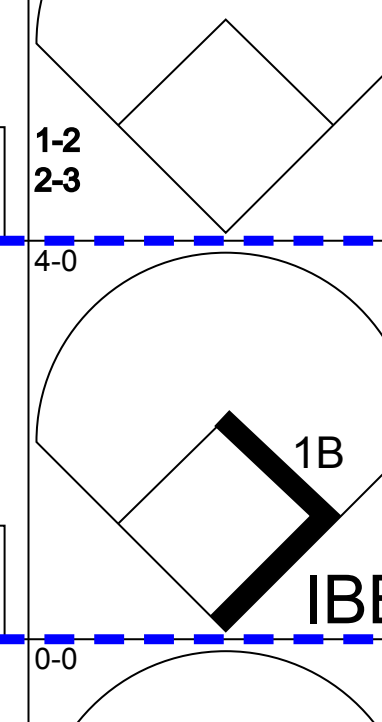
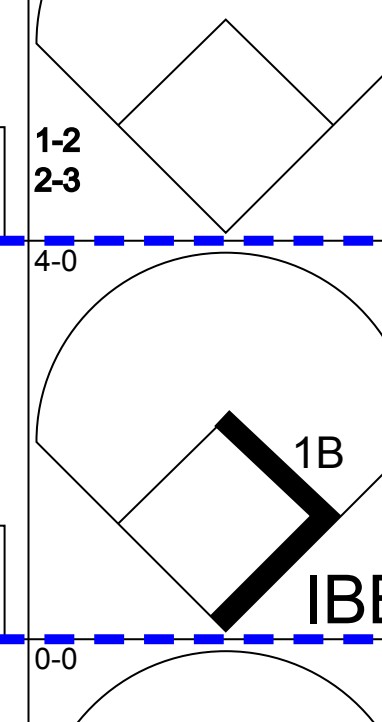
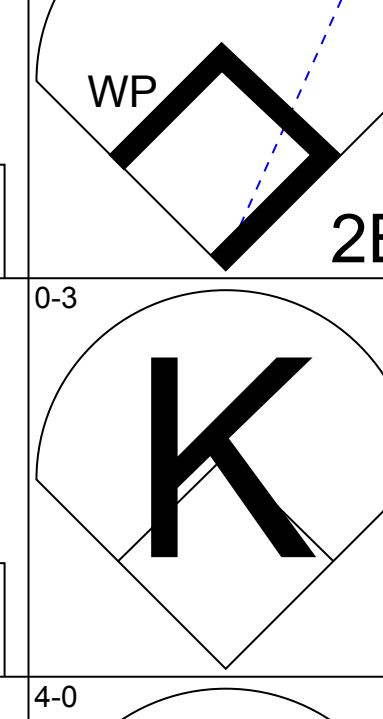
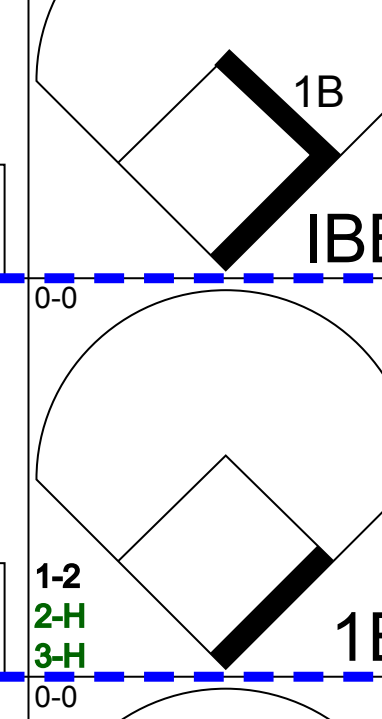
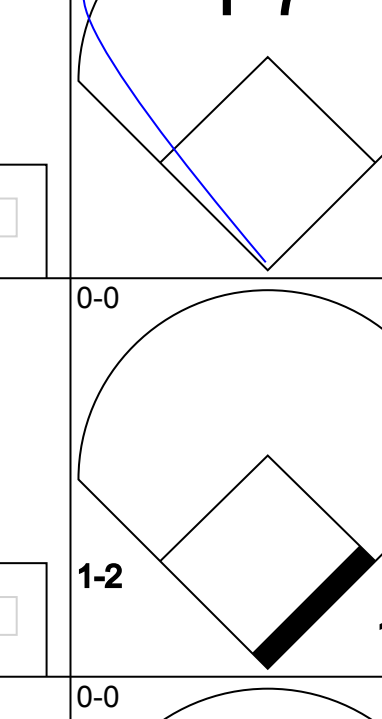
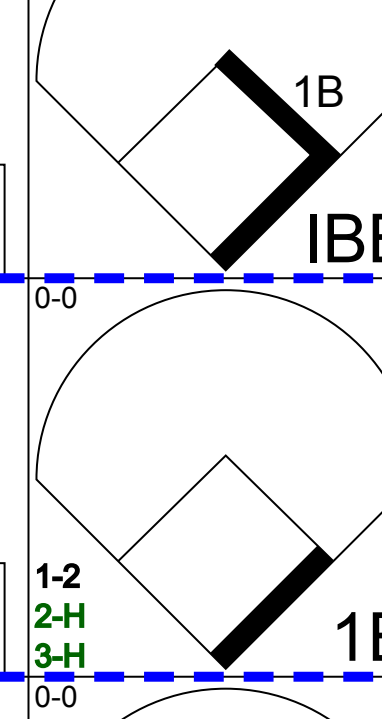
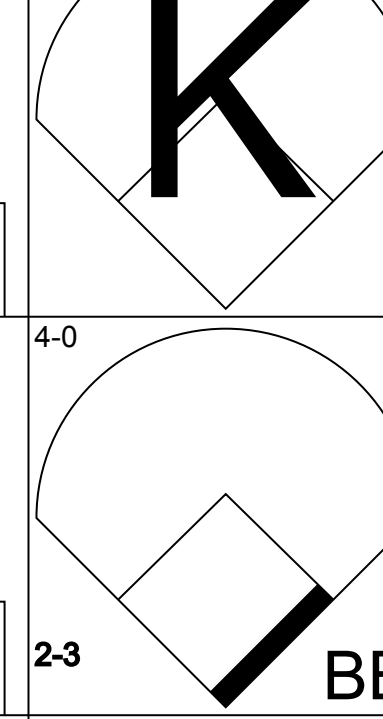
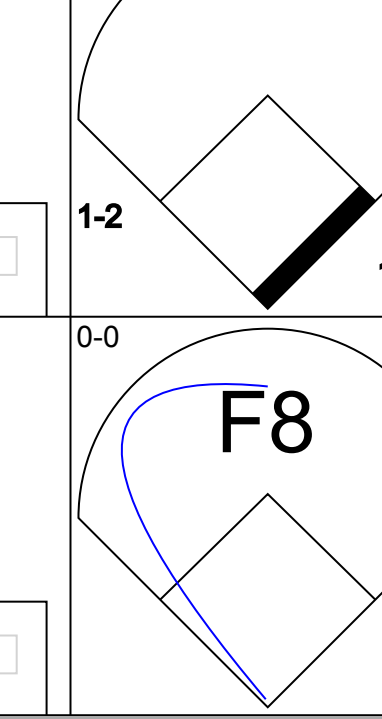
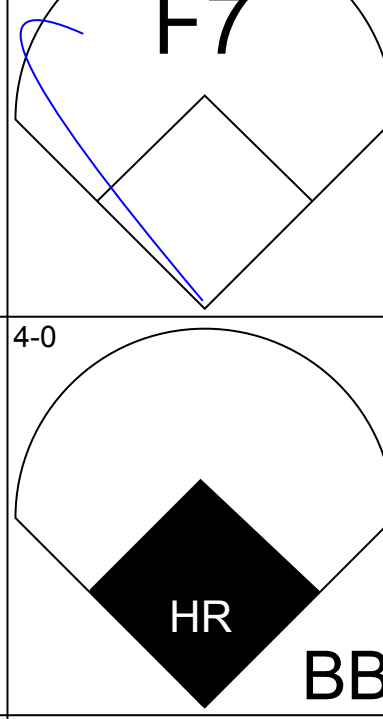
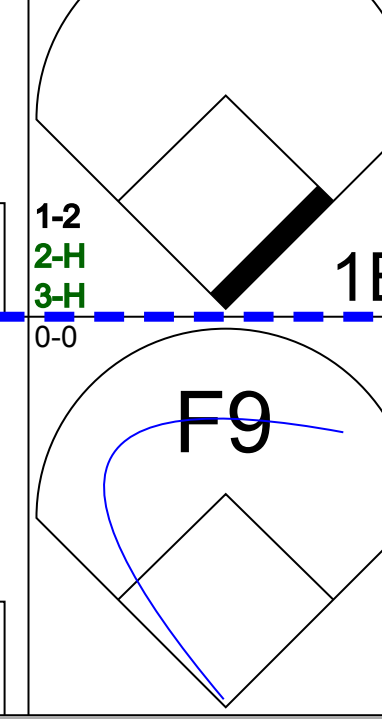
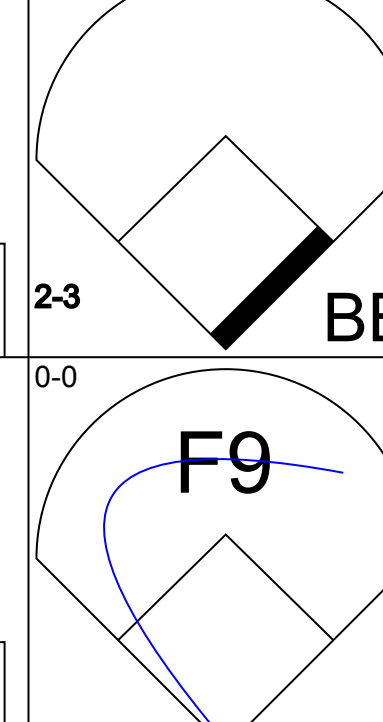
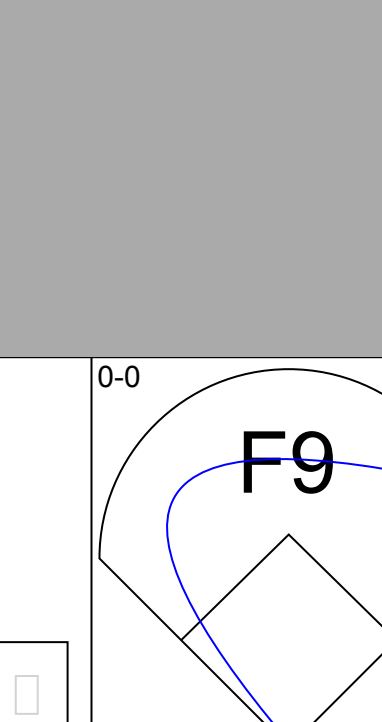
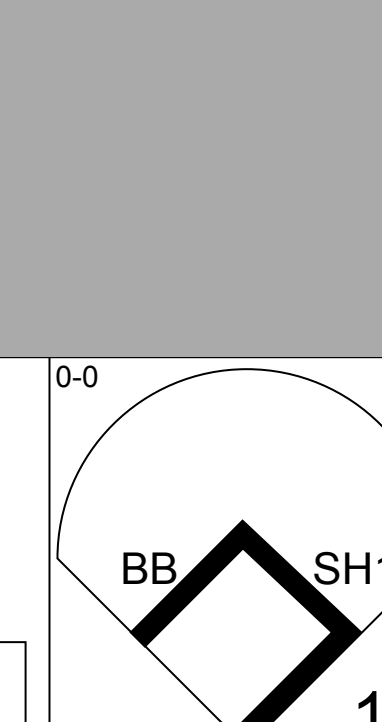
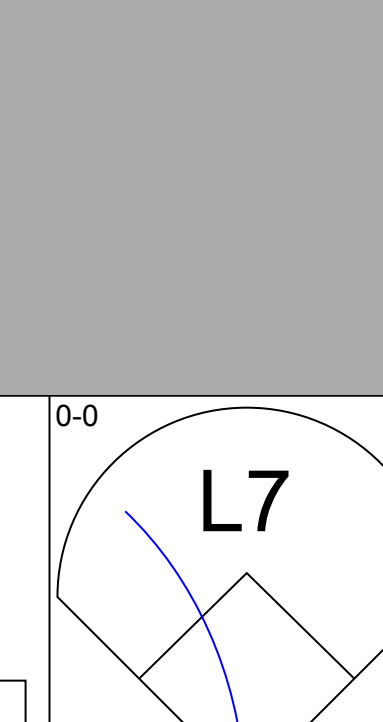
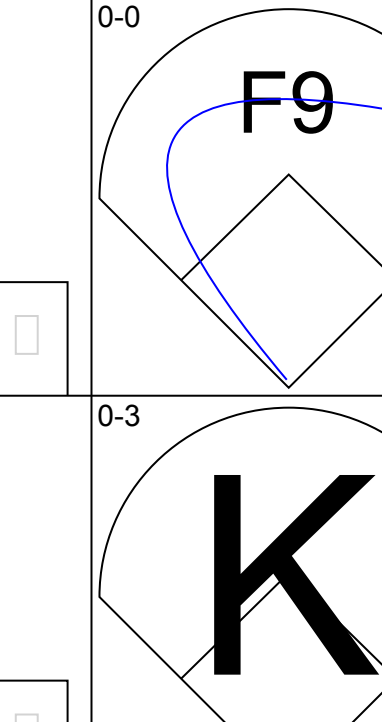
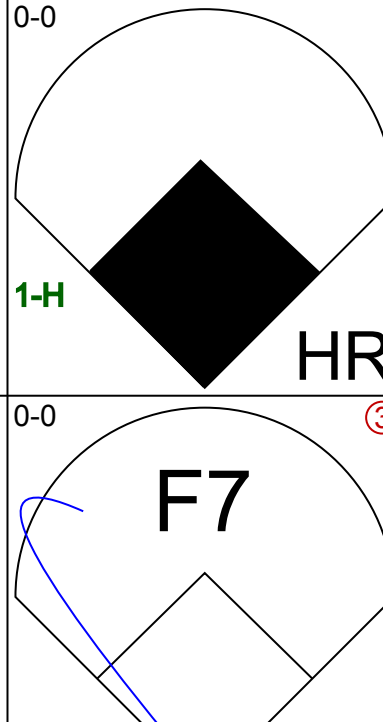
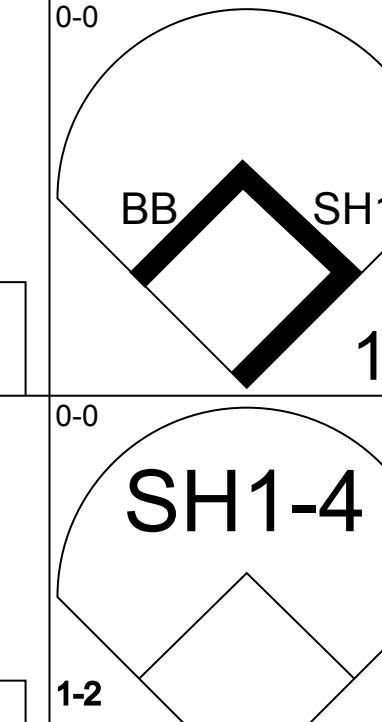
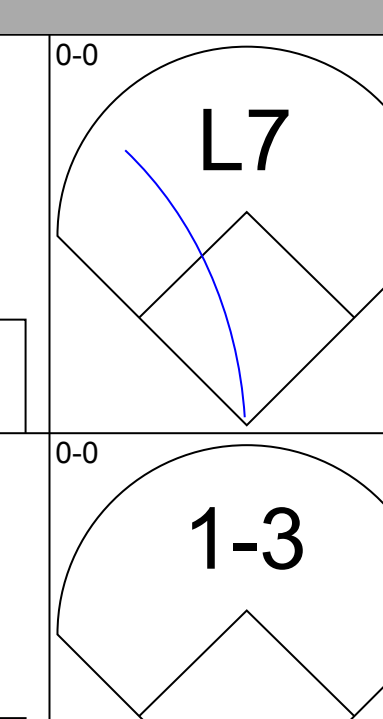
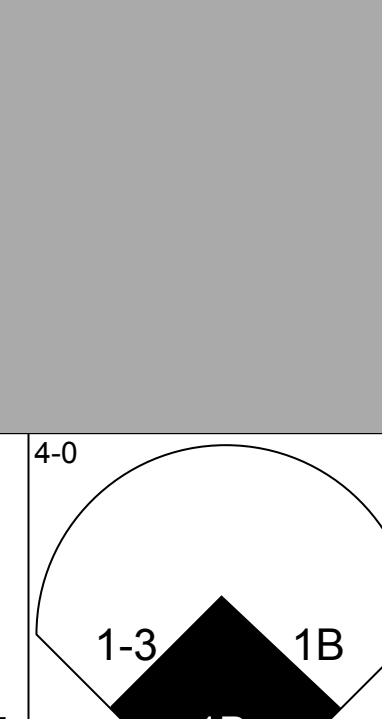
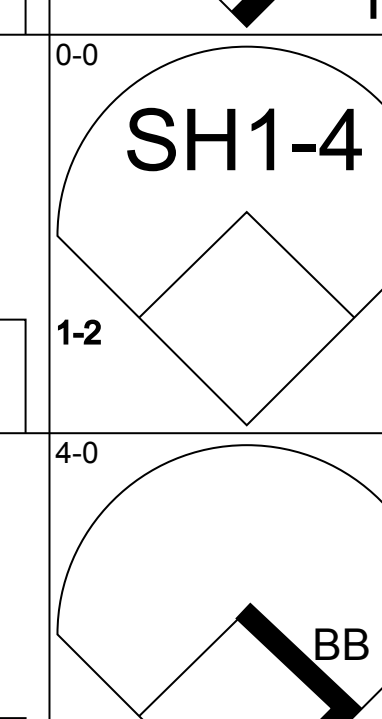
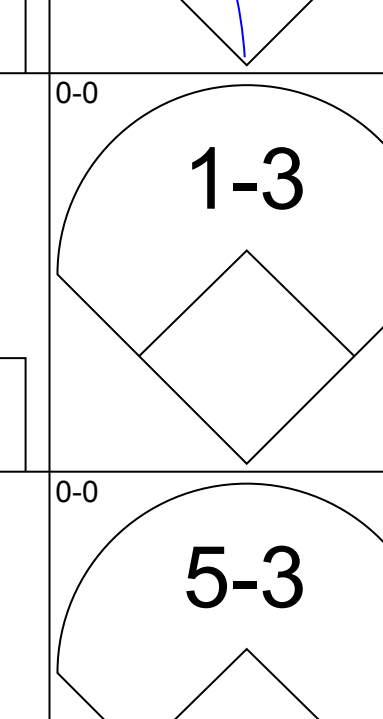
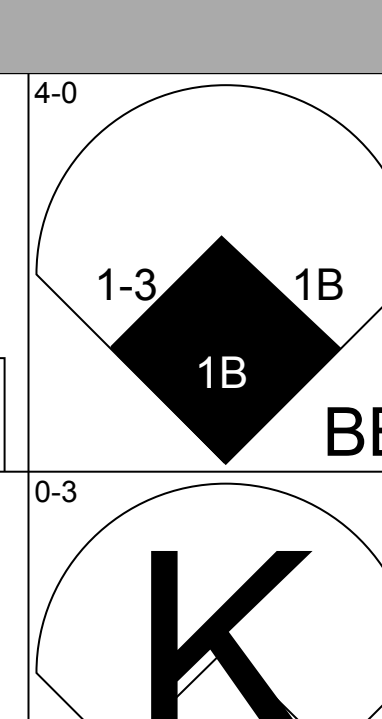
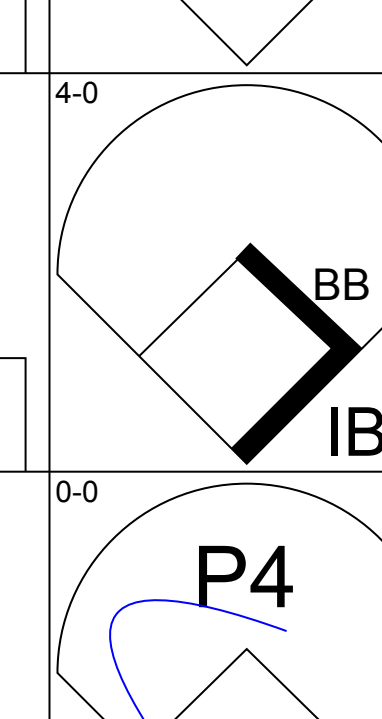
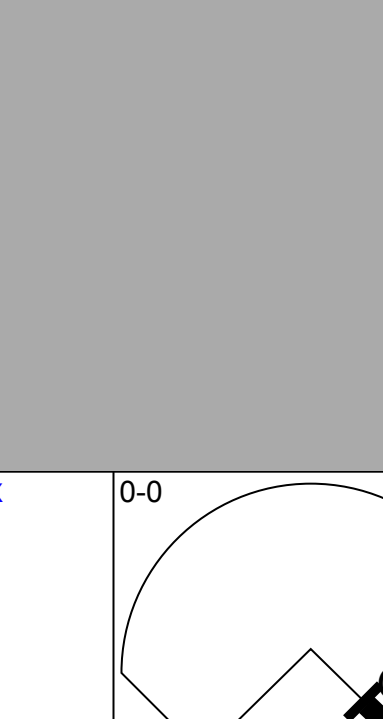

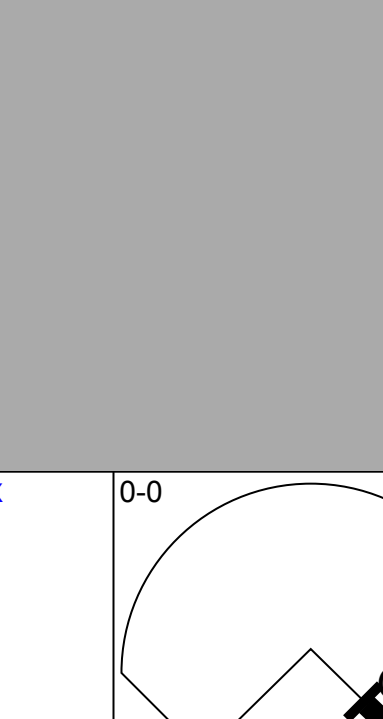
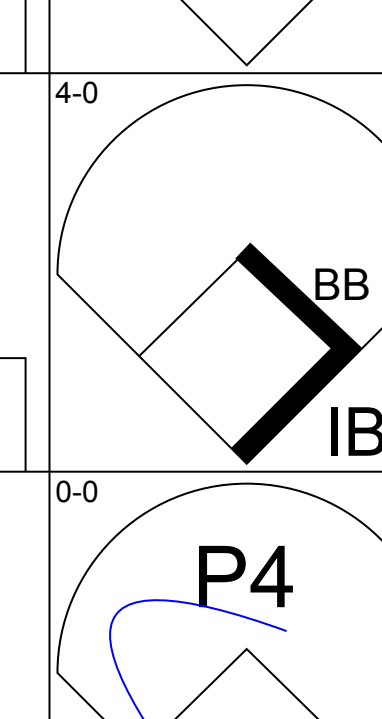
Batter	1	2	3	4	5	6	7	8	9	AB	R	H	RBI	BB	SO	LOB	BOTTOM			
<b>Tommy Harper, R</b> OBP: 0.262, SLG: 0.228 (1, 5) (8, 6)										3	1	0	0	1	1	2	<b>Washington Senators @ Milwaukee Brewers</b> Milwaukee County Stadium, Milwaukee, WI Tue May 04 1971, 8:05 PM EDT Att: 3,857 - Unknown <a href="http://livebaseballscorecards.com">livebaseballscorecards.com</a>			
<b>Mike Hegan, L</b> OBP: 0.361, SLG: 0.413 (1, 3)										4	0	1	0	0	0	3				
<b>John Briggs, L</b> OBP: 0.323, SLG: 0.315 (1, 7)										4	1	2	2	0	0	1				
<b>Dave May, L</b> OBP: 0.300, SLG: 0.405 (1, 8)										4	0	1	0	0	0	1				
<b>Bill Voss, L</b> OBP: 0.226, SLG: 0.237 (1, 9)										4	0	0	0	0	0	2				
<b>Ted Kubiak, S</b> OBP: 0.302, SLG: 0.308 (1, 4)										3	0	0	0	0	1	2				
<b>Phil Roof, R</b> OBP: 0.255, SLG: 0.227 (1, 2)										3	0	1	0	0	1	2				
<b>Rick Auerbach, R</b> OBP: 0.268, SLG: 0.237 (1, 6)										3	0	1	0	0	0	1				
<b>Bill Parsons, R</b> OBP: 0.111, SLG: 0.111 (1, 1)										3	0	1	0	0	2	2				
<b>Inning Stats</b>	R: 2 E: 0 K: 0 S: 4	H: 1 LOB: 0 BB: 1 P: 8	R: 0 E: 0 K: 2 S: 8	H: 1 LOB: 0 BB: 0 P: 8	R: 0 E: 0 K: 0 S: 3	H: 0 LOB: 0 BB: 0 P: 3	R: 0 E: 0 K: 1 S: 7	H: 2 LOB: 2 BB: 0 P: 7	R: 0 E: 0 K: 0 S: 4	H: 1 LOB: 1 BB: 0 P: 4	R: 0 E: 0 K: 0 S: 3	H: 0 LOB: 0 BB: 0 P: 3	R: 0 E: 0 K: 0 S: 3	H: 0 LOB: 0 BB: 0 P: 3	R: 0 E: 0 K: 0 S: 3	H: 0 LOB: 0 BB: 0 P: 3		1B: 5 2B: 1 3B: 0 HR: 1	SF: 0 SAC: 0 DP: 0 HBP: 0	WP: 0 PB: 1 CS: 0
<b>PITCHER</b> <b>Dick Bosman, R</b> ERA: 2.81 (8, 1) <b>Jim Shellenback, L</b> ERA: 4.7	IP: 7.0 WLS: L BF: 29	H: 7 R: 2 ER: 2 SO: 5	BB: 1 IBB: 0 HBP: 0 BLK: 0	WP: 0 HR: 1 S: 38 P: 42	ERA: 2.57 WHIP: 1.143															

Batter	1	2	3	4	5	6	7	8	9	AB	R	H	RBI	BB	SO	LOB	TOP	
<b>Del Unser, L</b> OBP: 0.343, SLG: 0.492 (1, 8)										4	0	0	0	0	1	2		
<b>Tim Cullen, R</b> OBP: 0.236, SLG: 0.230 (1, 4)										4	0	0	0	0	1	1		
<b>Mike Epstein, L</b> OBP: 0.375, SLG: 0.325 (1, 3)										4	0	0	0	0	1	0		
<b>Tom McCraw, L</b> OBP: 0.362, SLG: 0.538 (1, 9)										4	0	0	0	0	0	0		
<b>Bernie Allen, L</b> OBP: 0.351, SLG: 0.485 (1, 5)										4	0	0	0	0	0	0		
<b>Richie Scheinblum, S</b> OBP: 0.283, SLG: 0.205 (1, 7)										3	1	1	0	0	0	0		
<b>Jim French, L</b> OBP: 0.275, SLG: 0.206 (1, 2)										2	1	0	0	1	0	0		
<b>Toby Harrah, R</b> OBP: 0.259, SLG: 0.208 (1, 6)										3	1	1	1	0	1	0		
<b>Denny McLain, R</b> OBP: 0.077, SLG: 0.077 (7, 1) <b>Horacio Pina, R</b> OBP: 0.256, SLG: 0.256 (7, 1) <b>Joe Grzenda, R</b> OBP: 0.256, SLG: 0.256 (7, 1) <b>Gerry Janeski, R</b> OBP: 0.256, SLG: 0.256 (7, 1) <b>Paul Casanova, R</b> OBP: 0.256, SLG: 0.256 (7, 1) <b>Denny Riddleberger, R</b> OBP: 0.256, SLG: 0.256 (7, 1)										2	0	1	2	0	0	0		
<b>Inning Stats</b>	R: 0 E: 0 K: 2 S: 7	H: 0 LOB: 0 BB: 0 P: 7	R: 3 E: 0 K: 0 S: 6	H: 3 LOB: 1 BB: 1 P: 10	R: 0 E: 0 K: 0 S: 3	H: 0 LOB: 0 BB: 0 P: 3	R: 0 E: 0 K: 0 S: 3	H: 0 LOB: 0 BB: 0 P: 3	R: 0 E: 0 K: 0 S: 3	H: 0 LOB: 0 BB: 0 P: 3	R: 0 E: 0 K: 1 S: 6	H: 1 LOB: 1 BB: 0 P: 6	R: 0 E: 0 K: 1 S: 5	H: 0 LOB: 0 BB: 0 P: 5	1B: 2 2B: 2 3B: 0 HR: 0	SF: 0 SAC: 0 DP: 0 HBP: 0	WP: 0 PA: 32 CS: 0	
<b>PITCHER</b>	IP	WLS	BF	H	R	ER	SO	BB	IBB	HBP	BLK	WP	HR	S	P	ERA	WHIP	
<b>Skip Lockwood, R</b> ERA: 2.95 (1, 1)	7.0	W	25	3	3	3	2	1	0	0	0	0	0	28	32	3.86	0.571	
<b>Ken Sanders, R</b> ERA: 2.29 (8, 1)	2.0	S	7	1	0	0	2	0	0	0	0	0	0	11	11	0.00	0.500	

Washington Senators @ Milwaukee Brewers  
Milwaukee County Stadium, Milwaukee, WI  
Wed May 05 1971, 8:05 PM EDT  
Att. 4,769 - Unknown - 47 F

AB 31  
R 3  
H 4  
RBI 3  
BB 1  
SO 4  
LOB 3



Batter	1	2	3	4	5	6	7	8	9	AB	R	H	RBI	BB	SO	LOB	BOTTOM		
<b>Tommy Harper, R</b> OBP: 0.250, SLG: 0.216 (1, 5)										5	0	0	0	0	0	6			
<b>Mike Hegan, L</b> OBP: 0.360, SLG: 0.424 (1, 3)										3	0	1	0	0	0	1			
<b>Roberto Pena, R</b> OBP: 0.313, SLG: 0.349 (7, PH)										0	0	0	0	1	0	0			
<b>John Briggs, L</b> OBP: 0.323, SLG: 0.316 (1, 7)										3	0	1	0	0	1	1			
<b>Andy Kosco, R</b> OBP: 0.308, SLG: 0.371 (7, PH)										1	0	1	2	0	0	0			
<b>Ken Sanders, R</b> (8, 1)										0	0	0	0	0	0	0			
<b>Dave May, L</b> OBP: 0.309, SLG: 0.395 (1, 8)										2	1	0	0	2	0	4			
<b>Bill Voss, L</b> OBP: 0.242, SLG: 0.302 (1, 9)										4	1	2	2	0	0	2			
<b>Ted Kubiak, S</b> OBP: 0.292, SLG: 0.296 (1, 4)										3	0	0	0	0	1	0			
<b>Elie Rodriguez, R</b> OBP: 0.286, SLG: 0.282 (1, 2)										2	0	0	0	0	1	0			
<b>Floyd Wicker, L</b> OBP: 0.500, SLG: 0.333 (7, PH)										0	0	0	0	1	0	0			
<b>Ron Theobald, R</b> (7, PR)										0	1	0	0	0	0	0			
<b>Phil Roof, R</b> OBP: 0.271, SLG: 0.227 (8, 2)										0	0	0	0	1	0	0			
<b>Rick Auerbach, R</b> OBP: 0.267, SLG: 0.238 (1, 6)										4	0	1	0	0	1	3			
<b>Skip Lockwood, R</b> OBP: 0.267, SLG: 0.154 (1, 1)										1	0	0	0	1	0	1			
<b>Ted Savage, R</b> OBP: 0.368, SLG: 0.200 (7, PH)										1	1	1	0	1	0	0			
<b>Inning Stats</b>	R: 0 E: 0 K: 1 S: 6	H: 1 LOB: 2 BB: 1 P: 10	R: 0 E: 0 K: 0 S: 3	H: 0 LOB: 0 BB: 0 P: 3	R: 0 E: 0 K: 0 S: 4	H: 1 LOB: 2 BB: 1 P: 8	R: 0 E: 0 K: 2 S: 7	H: 0 LOB: 0 BB: 0 P: 7	R: 0 E: 0 K: 0 S: 3	H: 1 LOB: 0 BB: 0 P: 3	R: 2 E: 0 K: 0 S: 4	H: 1 LOB: 0 BB: 1 P: 8	R: 2 E: 0 K: 1 S: 7	H: 2 LOB: 2 BB: 2 P: 15	R: 0 E: 0 K: 0 S: 4	H: 1 LOB: 3 BB: 2 P: 12	1B: 5 2B: 1 3B: 0 HR: 1	SF: 0 SAC: 1 DP: 1 HBP: 0	WP: 1 PA: 37 CS: 0
<b>PITCHER</b>	IP	WLS	BF	H	R	ER	SO	BB	IBB	HBP	BLK	WP	HR	S	P	ERA	WHIP		
<b>Denny McLain, R</b> ERA: 3.48 (7, 1)	6.1	L	27	5	4	4	4	4	0	0	0	0	0	31	47	5.68	1.421		
<b>Joe Grzenda, L</b> ERA: 1.59 (7, 1)	0.0		1	0	0	0	0	0	1	0	0	0	0	4	4	0.00	0.000		
<b>Gerry Janeski, R</b> ERA: 3.98 (7, 1)	0.0		1	1	0	0	0	0	0	0	0	0	0	1	1	0.00	0.000		
<b>Denny Riddleberger, L</b> ERA: 9.0 (7, 1)	1.1		7	1	0	0	0	1	1	0	0	0	0	5	13	0.00	1.500		

Washington Senators @ Milwaukee Brewers  
Milwaukee County Stadium, Milwaukee, WI  
Wed May 05 1971, 8:05 PM EDT  
Att. 4,769 - Unknown - 47 F

AB 29  
R 4  
H 7  
RBI 4  
BB 7  
SO 4  
LOB 18




Batter	1	2	3	4	5	6	7	8	9	AB	R	H	RBI	BB	SO	LOB	TOP										
<b>Del Unser, L</b> OBP: 0.360, SLG: 0.493 (1, 8)										4	0	2	1	1	1	0	<b>Washington Senators @ Minnesota Twins</b> Metropolitan Stadium, Bloomington, MI Fri May 07 1971, 8:05 PM EDT Att. 7,646 - Unknown - 65 F										
<b>Tim Cullen, R</b> OBP: 0.229, SLG: 0.223 (1, 4)										3	0	0	0	0	0	2											
<b>Joe Foy, R</b> OBP: 0.326, SLG: 0.301 (8, FH)										1	0	0	0	1	0	2											
<b>Mike Epstein, L</b> OBP: 0.366, SLG: 0.318 (1, 3)										5	0	1	0	0	1	5											
<b>Frank Howard, R</b> OBP: 0.340, SLG: 0.379 (1, 7)										3	0	1	0	1	1	1											
<b>Tom McCraw, L</b> OBP: 0.355, SLG: 0.554 (1, 9)										4	1	1	0	0	0	2											
<b>Bernie Allen, L</b> OBP: 0.341, SLG: 0.459 (1, 5)										4	1	1	1	0	0	0											
<b>Paul Casanova, R</b> OBP: 0.306, SLG: 0.450 (1, 2)										4	1	1	2	0	0	0											
<b>Toby Harrah, R</b> OBP: 0.282, SLG: 0.237 (1, 6)										4	3	3	0	0	0	0											
<b>Casey Cox, R</b> OBP: 0.338, SLG: 0.338 (1, 1)										0	0	0	0	0	0	0											
<b>Joe Grzenda, R</b> OBP: 0.267, SLG: 0.296 (9, FH)										0	0	0	0	0	0	0											
<b>Jim Shellenback, L</b> OBP: 0.279, SLG: 0.377 (7, 8)										0	0	0	0	0	0	0											
<b>Bill Gogolewski, R</b> OBP: 0.338, SLG: 0.500 (9, 1)										0	0	0	0	0	0	0											
<b>Denny Riddleberger, L</b> OBP: 0.267, SLG: 0.296 (8, 1)										0	0	0	0	0	0	0											
<b>Inning Stats</b>	R: 0 E: 0 K: 2 S: 7	H: 0 LOB: 0 BB: 0 P: 7	R: 0 E: 0 K: 0 S: 2	H: 0 LOB: 0 BB: 1 P: 6	R: 1 E: 0 K: 0 S: 5	H: 2 LOB: 2 BB: 1 P: 9	R: 0 E: 0 K: 1 S: 5	H: 0 LOB: 0 BB: 0 P: 5	R: 0 E: 0 K: 0 S: 3	H: 0 LOB: 0 BB: 0 P: 3	R: 0 E: 0 K: 0 S: 3	H: 1 LOB: 0 BB: 0 P: 3	R: 0 E: 0 K: 0 S: 5	H: 3 LOB: 1 BB: 0 P: 5	R: 4 E: 1 K: 0 S: 8	H: 5 LOB: 3 BB: 2 P: 16	1B: 9 2B: 0 3B: 1 HR: 1	SF: 0 SAC: 0 DP: 4 HBP: 0	WP: 3 PB: 0 SB: 0 CS: 0	PA: 39							
<b>PITCHER</b>	IP	WLS	BF	H	R	ER	SO	BB	IBB	HBP	BLK	WP	HR	S	P	ERA	WHIP										
<b>Bert Blyleven, R</b> ERA: 2.63 (1, 1)	8.2		34	10	5	5	3	2	0	0	0	1	1	38	46	5.19	1.385										
<b>Ray Corbin, R</b> ERA: 0.0 (9, 1)	0.0	L	4	1	1	0	0	1	1	0	0	2	0	2	10	∞	∞										
<b>Ron Perranoski, L</b> ERA: 5.4 (9, 1)	0.1		1	0	0	0	0	0	0	0	0	0	0	1	1	0.00	0.000										


Batter	1	2	3	4	5	6	7	8	9	AB	R	H	RBI	BB	SO	LOB	BOTTOM										
<b>Cesar Tovar, R</b> OBP: 0.368, SLG: 0.353 (1, 8)										4	0	0	0	1	0	3	<b>Washington Senators @ Minnesota Twins</b> Metropolitan Stadium, Bloomington, MI Fri May 07 1971, 8:05 PM EDT Att. 7,646 - Unknown - 65 F										
<b>Rod Carew, L</b> OBP: 0.266, SLG: 0.300 (1, 4)										5	0	0	0	0	0	4											
<b>Tony Oliva, L</b> OBP: 0.409, SLG: 0.688 (1, 9)										5	1	2	1	0	0	2											
<b>Brant Alyea, R</b> OBP: 0.412, SLG: 0.439 (1, 7)										4	1	1	0	0	1	1											
<b>Jim Holt, L</b> OBP: 0.279, SLG: 0.377 (7, 8)										1	0	0	0	0	0	0											
<b>Steve Braun, L</b> OBP: 0.451, SLG: 0.381 (1, 5)										1	1	1	0	1	0	0											
<b>Rick Renick, R</b> OBP: 0.417, SLG: 0.375 (6, 5)										2	0	1	0	0	0	0											
<b>Rich Reese, L</b> OBP: 0.233, SLG: 0.188 (1, 3)										4	1	1	1	0	0	3											
<b>Paul Powell, R</b> OBP: 0.267, SLG: 0.296 (9, FH)										1	0	0	0	0	1	1											
<b>Leo Cardenas, R</b> OBP: 0.327, SLG: 0.357 (1, 6)										3	1	2	2	2	0	1											
<b>George Mitterwald, R</b> OBP: 0.293, SLG: 0.254 (1, 2)										3	0	1	0	2	0	3											
<b>Bert Blyleven, R</b> OBP: 0.211, SLG: 0.167 (1, 1)										4	0	1	1	0	2	7											
<b>Ray Corbin, R</b> OBP: 0.500, SLG: 0.500 (9, 1)										0	0	0	0	0	0	0											
<b>Ron Perranoski, L</b> ERA: 7.86 (9, 1)										0	0	0	0	0	0	0											
<b>Inning Stats</b>	R: 0 E: 0 K: 0 S: 2	H: 0 LOB: 1 BB: 1 P: 6	R: 4 E: 2 K: 0 S: 8	H: 4 LOB: 2 BB: 1 P: 12	R: 0 E: 0 K: 0 S: 3	H: 1 LOB: 0 BB: 0 P: 3	R: 0 E: 0 K: 1 S: 6	H: 1 LOB: 2 BB: 1 P: 10	R: 1 E: 0 K: 1 S: 6	H: 1 LOB: 3 BB: 2 P: 15	R: 0 E: 0 K: 1 S: 6	H: 1 LOB: 1 BB: 0 P: 6	R: 0 E: 0 K: 0 S: 4	H: 1 LOB: 2 BB: 1 P: 8	R: 0 E: 0 K: 0 S: 3	H: 0 LOB: 0 BB: 0 P: 3	R: 0 E: 1 K: 1 S: 7	H: 1 LOB: 2 BB: 0 P: 7	1B: 7 2B: 2 3B: 0 HR: 1	SF: 0 SAC: 0 DP: 2 HBP: 1	WP: 0 PB: 0 SB: 0 CS: 0	PA: 44					
<b>PITCHER</b>	IP	WLS	BF	H	R	ER	SO	BB	IBB	HBP	BLK	WP	HR	S	P	ERA	WHIP										
<b>Casey Cox, R</b> ERA: 3.38 (1, 1)	1.2		10	4	4	4	0	2	0	0	0	0	0	8	16	21.60	3.600										
<b>Joe Grzenda, L</b> ERA: 0.0 (2, 1)	0.1		2	0	0	0	0	0	0	0	0	0	0	2	2	0.00	0.000										
<b>Jim Shellenback, L</b> ERA: 4.56 (3, 1)	2.2		13	3	1	1	1	2	0	1	0	0	1	12	21	3.38	1.875										
<b>Bill Gogolewski, R</b> ERA: 3.38 (5, 1)	2.1		11	2	1	0	2	1	1	0	0	0	0	13	21	0.00	1.286										
<b>Denny Riddleberger, L</b> ERA: 7.86 (8, 1)	1.0	W	3	0	0	0	0	0	0	0	0	0	0	3	3	0.00	0.000										

AB	35
R	6
H	11
RBI	5
BB	4
SO	3
LOB	12

AB	37
R	5
H	10
RBI	5
BB	6
SO	4
LOB	25



Batter	1	2	3	4	5	6	7	8	9	AB	R	H	RBI	BB	SO	LOB	TOP					
<b>Elliott Maddox, R</b> OBP: 0.308, SLG: 0.209 (1, 9)	0-0 6-3		4-0 1B BB		0-0 L5		0-3 K		0-0 4-3	4	0	0	0	1	1	4	<b>Washington Senators @ Minnesota Twins</b> Metropolitan Stadium, Bloomington, MI Sat May 08 1971, 4:33 AM EDT Alt. 9,091 - Unknown - 58 F 					
<b>Tim Cullen, R</b> OBP: 0.228, SLG: 0.222 (1, 4)	0-0 BB 1B		0-0 P6		0-0 F7		0-0 G6-4-3		0-0 5-3	5	0	1	0	0	0	5						
<b>Frank Howard, R</b> OBP: 0.355, SLG: 0.418 (1, 3)	4-0 1-2 BB		0-0 1B		0-0 4-3				0-0 HR	3	1	2	1	1	0	0						
<b>Joe Foy, R</b> OBP: 0.322, SLG: 0.299 (1, 5)	0-0 F8		0-0 F9						0-0 L7	4	0	1	0	0	0	4						
<b>Paul Casanova, R</b> OBP: 0.303, SLG: 0.438 (1, 2)	0-0 F8				0-0 1B SF9 1B		0-0 FC5-4 1B		0-0 6-3	4	1	1	0	0	0	3						
<b>Richie Scheinblum, S</b> OBP: 0.275, SLG: 0.188 (1, 7)		0-0 5-3		0-0 1-3 1B		0-0 P1		0-3 K		4	0	0	0	0	1	2						
<b>Del Unser, L</b> OBP: 0.367, SLG: 0.493 (1, 8)		0-0 F7		0-0 1B		0-0 4-3			0-0 4-3 1B	4	0	2	0	0	0	1						
<b>Toby Harrah, R</b> OBP: 0.292, SLG: 0.253 (1, 6)		0-0 F8		0-0 SF9					0-0 1B 4-3 1B	3	0	2	1	0	0	0						
<b>Dick Bosman, R</b> OBP: 0.245, SLG: 0.250 (7, PH)			0-0 G3		0-3 K				0-3 K	2	0	0	0	0	0	1						
<b>Don Wert, R</b> OBP: 0.244, SLG: 0.231 (9, PH)									0-3 K	1	0	0	0	0	0	1						
<b>Inning Stats</b>	R: 0 E: 0 K: 0 S: 4	H: 1 LOB: 2 BB: 1 P: 8	R: 0 E: 0 K: 0 S: 3	H: 0 LOB: 0 BB: 0 P: 3	R: 0 E: 0 K: 0 S: 4	H: 1 LOB: 2 BB: 1 P: 8	R: 1 E: 0 K: 1 S: 7	H: 2 LOB: 1 BB: 0 P: 7	R: 0 E: 0 K: 0 S: 3	H: 0 LOB: 0 BB: 0 P: 3	R: 0 E: 0 K: 0 S: 4	H: 1 LOB: 1 BB: 0 P: 4	R: 0 E: 0 K: 1 S: 6	H: 2 LOB: 1 BB: 0 P: 6	R: 1 E: 0 K: 1 S: 6	H: 1 LOB: 0 BB: 0 P: 6	R: 0 E: 0 K: 1 S: 7	H: 2 LOB: 2 BB: 0 P: 7	1B: 9 2B: 0 3B: 0 HR: 1	SF: 1 SAC: 0 DP: 1 HBP: 0	WP: 0 PB: 0 SB: 0 CS: 0	PA: 38
<b>PITCHER</b> <b>Jim Kaat, L</b> ERA: 2.65 (1, 1)	IP: 9.0 WLS: W BF: 38 H: 10 R: 2 ER: 2 SO: 4 BB: 2 IBB: 0 HBP: 0 BLK: 0 WP: 0 HR: 1 S: 44 P: 52 ERA: 2.00 WHIP: 1.333															<b>PITCHER</b>						

Batter	1	2	3	4	5	6	7	8	9	AB	R	H	RBI	BB	SO	LOB	BOTTOM			
<b>Rod Carew, L</b> OBP: 0.273, SLG: 0.305 (1, 4)	0-0 F7		0-3 K2-3		0-0 1B HR		0-0 4-3		0-0 1B FC6-4 1B	5	2	2	0	0	1	0	<b>Washington Senators @ Minnesota Twins</b> Metropolitan Stadium, Bloomington, MI Sat May 08 1971, 4:33 AM EDT Alt. 9,091 - Unknown - 58 F 			
<b>Leo Cardenas, R</b> OBP: 0.339, SLG: 0.369 (1, 6)	0-0 F7		0-0 1B 1B		0-0 1B HR		0-0 5-3		0-0 FC6-4 1B	5	2	3	0	0	0	0				
<b>Tony Oliva, L</b> OBP: 0.425, SLG: 0.719 (7, PH)	0-0 1B		0-0 1B 1B		0-0 1B HR				0-0 FC6-4 1B BB	5	3	4	4	0	0	1				
<b>Charlie Manuel, L</b> OBP: 0.333, SLG: 0.200 (9, 9)	0-0 1B		0-0 1B		0-0 1B 1B				0-0 1B BB	0	0	0	0	0	0	0				
<b>Harmon Killebrew, R</b> OBP: 0.427, SLG: 0.510 (1, 5)	0-0 P4		0-0 FC6-4 1B		0-0 1B 1B				0-0 1B BB	4	2	3	1	1	0	1				
<b>Jim Holt, L</b> OBP: 0.318, SLG: 0.400 (8, 7)		0-0 BB 1B	0-0 FC6-4		0-0 1B BB				0-0 FC6-4 1B	4	0	3	2	1	0	2				
<b>Brant Aleva, R</b> OBP: 0.400, SLG: 0.422 (1, 7)		0-0 F8		0-0 6-3		0-0 1B			0-0 FC6-4	4	0	1	1	0	0	3				
<b>Paul Powell, R</b> OBP: 0.258, SLG: 0.286 (8, 8)		0-0 F8		0-0 P3		0-0 1B			0-0 FC6-4	1	0	0	0	0	0	2				
<b>Rich Reese, L</b> OBP: 0.256, SLG: 0.195 (1, 3)		4-0 G5-4-3 BB		0-0 P3		0-0 IBB			0-0 FC6-4 1B	2	0	1	1	2	0	0				
<b>Tom Tischinski, R</b> OBP: 0.091, SLG: 0.182 (1, 2)		0-0 G5-4-3		0-3 K		0-0 FC6-4			0-0 FC6-4	4	0	0	0	0	1	5				
<b>Jim Kaat, L</b> OBP: 0.238, SLG: 0.333 (1, 1)		0-0 F7		0-0 4-3		0-0 3-1			0-0 P6	4	0	0	0	0	0	0				
<b>Inning Stats</b>	R: 0 E: 0 K: 0 S: 4	H: 1 LOB: 1 BB: 0 P: 4	R: 0 E: 0 K: 0 S: 3	H: 1 LOB: 1 BB: 1 P: 7	R: 1 E: 0 K: 1 S: 8	H: 3 LOB: 0 BB: 0 P: 8	R: 0 E: 0 K: 1 S: 5	H: 0 LOB: 0 BB: 0 P: 5	R: 4 E: 0 K: 0 S: 7	H: 5 LOB: 2 BB: 2 P: 15	R: 0 E: 0 K: 0 S: 3	H: 0 LOB: 0 BB: 0 P: 3	R: 2 E: 0 K: 0 S: 6	H: 4 LOB: 1 BB: 0 P: 6	R: 2 E: 0 K: 0 S: 6	H: 3 LOB: 2 BB: 1 P: 10	1B: 16 2B: 0 3B: 0 HR: 1	SF: 0 SAC: 0 DP: 2 HBP: 0	WP: 0 PB: 0 SB: 0 CS: 0	PA: 42
<b>PITCHER</b> <b>Denny Riddleberger, L</b> ERA: 7.88 (5, 1)	IP: 0.0 WLS: L BF: 1 H: 0 R: 0 ER: 0 SO: 0 BB: 1 IBB: 0 HBP: 0 BLK: 0 WP: 0 HR: 0 S: 25 P: 29 ERA: 10.38 WHIP: 2.308															<b>PITCHER</b>				



Batter	1	2	3	4	5	6	7	8	9	AB	R	H	RBI	BB	SO	LOB	TOP			
Del Unser, L OBP: 0.352, SLG: 0.500 (1, 8)	F8		FC5-6		WP 3-1 1B		4-3			4	0	1	0	0	0	1	<b>Washington Senators @ Chicago White Sox</b> Comiskey Park, Chicago, IL Wed May 12 1971, 8:05 PM EDT Unknown			
Tom McCraw, L OBP: 0.310, SLG: 0.477 (1, 9)	F8		K		3-1			K		4	0	0	0	0	2	2				
Frank Howard, R OBP: 0.356, SLG: 0.404 (1, 7)	1B BB		6-3		6-3			K		3	0	0	0	1	1	2				
Don Mincher, L OBP: 0.379, SLG: 0.396 (1, 3)	1-3 1B			BB 1B			F8	G3		4	0	2	0	0	0	0				
Joe Foy, R OBP: 0.327, SLG: 0.289 (1, 5)	F2			F8 1B					6-3	4	0	1	0	0	0	3				
Paul Casanova, R OBP: 0.300, SLG: 0.418 (1, 2)		F9		BB 1-2 BB			P4	6-3		3	0	0	0	1	0	1				
Don Wert, R OBP: 0.167, SLG: 0.176 (1, 6)		6-3		BB K			4-3		F9	4	0	0	0	0	1	3				
Tim Cullen, R OBP: 0.233, SLG: 0.246 (7, PH)		6-3		F8						2	0	0	0	0	0	2				
Bernie Allen, L OBP: 0.333, SLG: 0.447 (7, 4)							K			1	0	0	0	0	1	0				
Dick Bosman, R OBP: 0.150, SLG: 0.056 (5, 1)					6-3					2	0	1	0	0	0	0				
Jim Shellenback, L OBP: 0.289, SLG: 0.162 (7, PH)							4-3			0	0	0	0	0	0	0				
Richie Scheinblum, S OBP: 0.289, SLG: 0.162 (7, PH)										1	0	0	0	0	0	0				
Bill Gogolewski, L OBP: 0.355, SLG: 0.447 (7, 1)										0	0	0	0	0	0	0				
<b>Inning Stats</b>	R: 0 E: 0 K: 0 S: 4	H: 1 LOB: 2 BB: 1 P: 8	R: 0 E: 0 K: 0 S: 3	H: 0 LOB: 0 BB: 0 P: 3	R: 0 E: 0 K: 1 S: 6	H: 1 LOB: 1 BB: 0 P: 6	R: 0 E: 0 K: 1 S: 6	H: 1 LOB: 2 BB: 1 P: 10	R: 0 E: 0 K: 0 S: 4	H: 0 LOB: 0 BB: 0 P: 4	R: 0 E: 0 K: 1 S: 5	H: 0 LOB: 0 BB: 0 P: 5	R: 0 E: 0 K: 2 S: 7	H: 0 LOB: 0 BB: 0 P: 7	R: 0 E: 0 K: 0 S: 3	H: 0 LOB: 0 BB: 0 P: 3	1B: 5 2B: 0 3B: 0 HR: 0	SF: 0 SAC: 0 DP: 0 HBP: 0	WP: 1 PB: 0 CS: 0	PA: 34
<b>PITCHER</b> Tom Bradley, R ERA: 1.27 (1, 1)	IP: 9.0 WLS: W BF: 34 H: 5 R: 0 ER: 0 SO: 5 BB: 2 IBB: 0 HBP: 0 BLK: 0 WP: 1 HR: 0 S: 42 P: 50 ERA: 0.00 WHIP: 0.778															<b>PITCHER</b>				

Batter	1	2	3	4	5	6	7	8	9	AB	R	H	RBI	BB	SO	LOB	BOTTOM			
Lee Richard, R OBP: 0.276, SLG: 0.297 (1, 6)	F8		FC5-4 FC6-4	S 1B	1-2 2-3 1B				F7	5	0	2	1	0	0	2	<b>Washington Senators @ Chicago White Sox</b> Comiskey Park, Chicago, IL Wed May 12 1971, 8:05 PM EDT Unknown			
Ed Stroud, L OBP: 0.235, SLG: 0.217 (1, 9)	P5		FC6-4 2B	1-2 BB	F7			1B 3B		4	2	1	0	1	0	4				
Carlos May, L OBP: 0.349, SLG: 0.404 (1, 3)			1B 2B	K			1-3	1B		5	1	3	2	0	1	2				
Bill Melton, R OBP: 0.376, SLG: 0.442 (1, 5)	P4		BB 1B BB		SH2-4 1B			P3		4	1	2	0	1	0	2				
Rick Reichardt, R OBP: 0.293, SLG: 0.402 (1, 7)		K	1-2 2-H 1B	BB 1B	1B SH2-4 1B		F9	F8		5	1	2	1	0	1	2				
Mike Andrews, R OBP: 0.380, SLG: 0.435 (1, 4)			1-2 2-3 BB		SH2-4		F9			3	0	2	0	1	0	1				
Ed Herrmann, L OBP: 0.352, SLG: 0.410 (1, 2)	F9		F7		1B 1B IBB			F8 G3		4	0	0	0	1	0	6				
Jay Johnstone, L OBP: 0.309, SLG: 0.373 (1, 8)										2	0	0	0	0	1	1				
Rich McKinney, R OBP: 0.456, SLG: 0.420 (5, PH)										1	0	1	1	0	0	0				
Mike Hersherberger, R ERA: 5.29 (6, 8)										1	0	1	0	0	0	0				
Tom Bradley, R OBP: 0.150, SLG: 0.105 (1, 1)					FC5-4 1B		5-3	K		3	0	1	0	0	1	3				
<b>Inning Stats</b>	R: 0 E: 0 K: 0 S: 4	H: 1 LOB: 1 BB: 0 P: 4	R: 0 E: 0 K: 1 S: 6	H: 1 LOB: 1 BB: 0 P: 6	R: 2 E: 0 K: 0 S: 6	H: 3 LOB: 3 BB: 2 P: 14	R: 0 E: 0 K: 2 S: 8	H: 1 LOB: 2 BB: 1 P: 12	R: 2 E: 0 K: 1 S: 9	H: 4 LOB: 3 BB: 1 P: 13	R: 0 E: 0 K: 0 S: 4	H: 1 LOB: 1 BB: 0 P: 4	R: 0 E: 0 K: 0 S: 4	H: 1 LOB: 1 BB: 0 P: 4	R: 1 E: 0 K: 0 S: 6	H: 3 LOB: 2 BB: 0 P: 6	1B: 13 2B: 1 3B: 1 HR: 0	SF: 0 SAC: 2 DP: 0 HBP: 0	WP: 0 PB: 0 CS: 0	PA: 43
<b>PITCHER</b> Dick Bosman, R ERA: 3.81 (1, 1)	IP: 4.1 WLS: L BF: 25 H: 8 R: 4 ER: 4 SO: 3 BB: 3 IBB: 0 HBP: 0 BLK: 0 WP: 0 HR: 0 S: 27 P: 43 ERA: 8.31 WHIP: 2.538															<b>PITCHER</b>				
Jim Shellenback, L ERA: 5.29 (5, 1)	1.2 8 3 0 0 1 0 0 0 0 0 0 10 10 0.00 1.800																			
Bill Gogolewski, R ERA: 3.48 (7, 1)	2.0 10 4 1 1 0 0 0 0 0 0 0 10 10 4.50 2.000																			

AB	32
R	0
H	5
RBI	0
BB	2
SO	5
LOB	14

AB	37
R	5
H	15
RBI	5
BB	4
SO	4
LOB	23

Batter	1	2	3	4	5	6	7	8	9	AB	R	H	RBI	BB	SO	LOB	TOP										
Del Unser, L OBP: 0.359, SLG: 0.494 Horacio Pina, R (7, 1) Frank Fernandez, R (9, PH)	4-0 E G6-4-3 BB	0-0 E 1B 1B		0-3 K			0-3 K		0-3 K	3	2	1	2	1	2	1											
Tom McCraw, L OBP: 0.311, SLG: 0.471 Elliott Maddox, R OBP: 0.293, SLG: 0.204 (7, PH) (7, 8)	0-0 E6 G6-4-3	0-0 E8 1B			0-0 F8		0-0 6-3		0-0 6-3	3	0	1	1	0	0	1											
Frank Howard, R OBP: 0.344, SLG: 0.389 (1, 7)	0-0 G6-4-3	0-0 P4			0-3 K		0-0 6-3			4	0	0	0	0	1	3											
Don Mincher, L OBP: 0.383, SLG: 0.404 (1, 3)	4-0 BB	0-0 4-3			0-0 2B			0-0 F8		3	0	1	0	1	0	1											
Joe Foy, R OBP: 0.314, SLG: 0.276 (1, 5)	0-0 F9		0-3 K		0-0 6-3			0-0 5-3		4	0	0	0	0	1	2											
Paul Casanova, R OBP: 0.297, SLG: 0.408 (1, 2)		0-0 FC1-6 1B		0-0 P5		0-0 F9		0-3 K		4	0	1	0	0	1	0											
Don Wert, R OBP: 0.136, SLG: 0.143 (1, 6)		0-0 FC1-6 1B 1B		0-3 K		0-0 F3		0-0 F9		4	1	0	0	0	1	1											
Tim Cullen, R OBP: 0.236, SLG: 0.241 Dick Billings, R OBP: 0.235, SLG: 0.250 (9, PH)		4-0 1B 1B BB		0-0 6-3		0-0 F8		0-0 1B		2	1	0	0	1	0	0											
Casey Cox, R OBP: 0.154, SLG: 0.383 Denny Riddleberger, R Gerry Janeski, R Joe Grzenda, R Richie Scheinblum, S OBP: 0.276, SLG: 0.217 (7, 9)		0-0 1B 1B		0-3 K			0-0 6-3 2B		0-3 K	2	1	1	0	0	1	0											
<b>Inning Stats</b>	R: 1 E: 1 K: 0 S: 3	H: 0 LOB: 1 BB: 2 P: 11	R: 4 E: 1 K: 0 S: 7	H: 4 LOB: 1 BB: 1 P: 11	R: 0 E: 0 K: 2 S: 7	H: 0 LOB: 0 BB: 0 P: 7	R: 0 E: 0 K: 2 S: 7	H: 0 LOB: 0 BB: 0 P: 7	R: 0 E: 0 K: 1 S: 6	H: 1 LOB: 1 BB: 0 P: 6	R: 0 E: 0 K: 0 S: 3	H: 0 LOB: 0 BB: 0 P: 3	R: 0 E: 0 K: 1 S: 6	H: 1 LOB: 1 BB: 0 P: 6	R: 0 E: 0 K: 1 S: 5	H: 0 LOB: 0 BB: 0 P: 5	R: 0 E: 0 K: 2 S: 8	H: 1 LOB: 1 BB: 0 P: 8	1B: 5 2B: 2 3B: 0 HR: 0	SF: 0 SAC: 0 DP: 1 HBP: 0	WP: 0 PB: 0 CS: 0	PA: 37					
<b>PITCHER</b>	IP	WLS	BF	H	R	ER	SO	BB	IBB	HBP	BLK	WP	HR	S	P	ERA	WHIP										
Bart Johnson, R ERA: 4.05 Vicente Romo, R ERA: 3.8 Steve Kealey, R ERA: 3.44 Terry Forster, L ERA: 2.57 Joe Horlen, R ERA: 1.13	1.1		11	4	5	3	0	3	0	0	0	0	0	8	20	20.25	5.250										

Washington Senators @ Chicago White Sox  
Comiskey Park, Chicago, IL  
Wed May 12 1971, 8:05 PM EDT  
Att: 7,333 - Unknown

livebaseballscorecards.com

AB 34  
R 5  
H 7  
RBI 3  
BB 3  
SO 9  
LOB 12



Batter	1	2	3	4	5	6	7	8	9	AB	R	H	RBI	BB	SO	LOB	BOTTOM										
Lee Richard, R OBP: 0.266, SLG: 0.286 (1, 6)	0-3 K		0-0 6-3	0-0 P4		0-0 SH5-4	0-0 1-3			4	0	0	0	0	1	4											
Ed Stroud, L OBP: 0.229, SLG: 0.206 Rich McKinney, R OBP: 0.475, SLG: 0.442 (6, PH) (7, 9)	0-0 F7		0-0 5-3		0-0 F8	0-0 FC5-4 1B 1B	0-0 2B 1B			3	0	0	0	0	0	0											
Carlos May, L OBP: 0.366, SLG: 0.432 (1, 3)	4-0 E 2B BB		0-0 P6		0-0 1B 2B	0-0 FC5-4 1B	0-0 1B 2B			4	2	3	2	1	0	0											
Bill Melton, R OBP: 0.369, SLG: 0.431 (1, 5)	0-0 E5 2B			0-0 F8	0-0 1B 1B	0-0 FC5-4 1B		0-0 F7		5	0	1	1	0	0	3											
Rick Reichardt, R OBP: 0.330, SLG: 0.478 (1, 7)	0-0 2B			0-0 HR	0-0 1B	0-0 1B		0-0 1B		5	1	5	3	0	0	0											
Mike Andrews, R OBP: 0.372, SLG: 0.417 (1, 4)	0-0 6-3			0-0 1B BB	0-0 P4	0-0 6-3		0-0 F4		4	0	0	0	1	0	7											
Ed Herrmann, L OBP: 0.211, SLG: 0.415 Rich Morales, R OBP: 0.450, SLG: 0.444 Chuck Brinkman, R OBP: 0.111, SLG: 0.111 (7, PR) (8, 2)		0-3 K		0-0 F7	0-0 F8		0-0 2B 2B	0-0 PO		4	0	1	0	0	1	3											
Jay Johnstone, L OBP: 0.313, SLG: 0.376 Mike Hershberger, R OBP: 0.571, SLG: 0.600 (6, PH) (7, 8)		0-0 F8		0-0 BB 1B	0-0 BB 1B	4-0 SH5-4 1B BB	0-0 S SF7 2B			2	0	1	0	0	0	0											
Bart Johnson, R Vicente Romo, R Walt Williams, R Steve Kealey, R Luis Alvarado, R Terry Forster, L Joe Horlen, R (1, 1) (2, 1) (4, PH) (5, 1) (5, PH) (7, 1) (7, 1)		0-0 4-3		4-0 BB	0-0 BB	4-0 1B SH5-4 1B BB	0-0 SF7			0	0	0	0	0	0	0											
<b>Inning Stats</b>	R: 1 E: 1 K: 1 S: 7	H: 1 LOB: 2 BB: 1 P: 11	R: 0 E: 0 K: 1 S: 5	H: 0 LOB: 0 BB: 0 P: 5	R: 0 E: 0 K: 0 S: 3	H: 0 LOB: 0 BB: 0 P: 3	R: 1 E: 0 K: 0 S: 5	H: 2 LOB: 2 BB: 2 P: 13	R: 1 E: 0 K: 0 S: 6	H: 3 LOB: 2 BB: 0 P: 6	R: 3 E: 0 K: 0 S: 6	H: 3 LOB: 2 BB: 2 P: 14	R: 3 E: 0 K: 0 S: 6	H: 4 LOB: 1 BB: 0 P: 6	R: 0 E: 0 K: 0 S: 3	H: 1 LOB: 0 BB: 0 P: 3	1B: 8 2B: 5 3B: 0 HR: 1	SF: 1 SAC: 1 DP: 0 HBP: 0	WP: 0 PB: 0 CS: 0	PA: 43							
<b>PITCHER</b>	IP	WLS	BF	H	R	ER	SO	BB	IBB	HBP	BLK	WP	HR	S	P	ERA	WHIP										
Casey Cox, R ERA: 3.4 Denny Riddleberger, L ERA: 9.0 Gerry Janeski, R ERA: 4.03 Joe Grzenda, L ERA: 1.74 Horacio Pina, R ERA: 3.38	5.0		25	6	3	2	2	3	0	0	0	0	0	1	26	3.60	1.800										

Washington Senators @ Chicago White Sox  
Comiskey Park, Chicago, IL  
Wed May 12 1971, 8:05 PM EDT  
Att: 7,333 - Unknown

livebaseballscorecards.com

AB 35  
R 9  
H 14  
RBI 9  
BB 5  
SO 2  
LOB 17





Batter	1	2	3	4	5	6	7	8	9	AB	R	H	RBI	BB	SO	LOB	TOP					
Dick McAuliffe, L (1, 4) OBP: 0.259, SLG: 0.350	4-3		K					L8	K	5	0	1	0	0	2	3	Detroit Tigers @ Washington Senators Robert F. Kennedy Memorial Stadium, Washington, DC Fri May 14 1971, 7:05 PM EDT Att: 18,694 - Unknown					
Aurelio Rodriguez, R (1, 5) OBP: 0.252, SLG: 0.322	6-3		F7					HBP	FC6-4	4	0	0	0	0	1	4						
Jim Northrup, L (1, 8) OBP: 0.390, SLG: 0.479					F8			L7		4	0	1	0	0	1	4						
Al Kaline, R (1, 9) OBP: 0.430, SLG: 0.333								L8		4	0	1	0	0	1	5						
Norm Cash, L (1, 3) OBP: 0.392, SLG: 0.636										4	1	2	0	0	1	1						
Willie Horton, R (1, 7) OBP: 0.284, SLG: 0.388										3	1	0	0	1	0	1						
Jim Price, R (1, 2) OBP: 0.200, SLG: 0.222										3	0	0	0	1	0	4						
Ed Brinkman, R (1, 6) OBP: 0.263, SLG: 0.241 (9, PH) Kevin Collins, L (9, PH) Cesar Gutierrez, R (9, 6)										3	0	0	0	0	0	3						
Bill Zepp, R (1, 1) Dalton Jones, L (9, PH) Fred Scherman, L (9, 1) Gates Brown, L (9, PH) Tom Timmermann, R (9, 1) Ike Brown, R (9, PH) Daryl Patterson, L (9, 1) Mike Kilkeny, R (9, 1)										1	0	0	0	0	1	0						
<b>Inning Stats</b>	R: 0 E: 0 K: 1 S: 6	H: 1 LOB: 1 BB: 0 P: 6	R: 0 E: 0 K: 0 S: 3	H: 0 LOB: 1 BB: 1 P: 7	R: 0 E: 0 K: 2 S: 7	H: 0 LOB: 0 BB: 0 P: 7	R: 0 E: 0 K: 1 S: 5	H: 1 LOB: 1 BB: 0 P: 5	R: 0 E: 0 K: 0 S: 3	H: 0 LOB: 2 BB: 0 P: 3	R: 0 E: 0 K: 2 S: 9	H: 2 LOB: 2 BB: 0 P: 9	R: 0 E: 0 K: 0 S: 3	H: 1 LOB: 1 BB: 1 P: 7	R: 0 E: 0 K: 0 S: 3	H: 0 LOB: 2 BB: 1 P: 8		R: 2 E: 1 K: 1 S: 9	H: 3 LOB: 2 BB: 0 P: 9	1B: 5 2B: 4 3B: 0 HR: 0	SF: 0 SAC: 0 DP: 2 HBP: 1	WP: 0 PB: 0 SB: 0 CS: 1
<b>PITCHER</b> Denny McLain, R (1, 1) ERA: 3.44	IP: 9.0 WLS: W BF: 38 H: 8 R: 2 ER: 1 SO: 7 BB: 3 IBB: 0 HBP: 1 BLK: 0 WP: 0 HR: 0 S: 48 P: 61 ERA: 1.00 WHIP: 1.222											<b>PITCHER</b>	IP: 9.0 WLS: W BF: 38 H: 8 R: 2 ER: 1 SO: 7 BB: 3 IBB: 0 HBP: 1 BLK: 0 WP: 0 HR: 0 S: 48 P: 61 ERA: 1.00 WHIP: 1.222									

Batter	1	2	3	4	5	6	7	8	9	AB	R	H	RBI	BB	SO	LOB	BOTTOM			
Del Unser, L (1, 8) OBP: 0.381, SLG: 0.523	F7									3	1	2	0	1	0	0	Detroit Tigers @ Washington Senators Robert F. Kennedy Memorial Stadium, Washington, DC Fri May 14 1971, 7:05 PM EDT Att: 18,694 - Unknown			
Jim French, L (1, 2) OBP: 0.271, SLG: 0.195 (9, PH) Paul Casanova, R (9, PH) OBP: 0.293, SLG: 0.408										4	0	0	0	0	2	3				
Tom McCraw, L (1, 9) OBP: 0.312, SLG: 0.479 (7, PH) Elliott Maddox, R (8, 9) OBP: 0.288, SLG: 0.200										3	0	1	1	0	0	0				
Frank Howard, R (1, 7) OBP: 0.349, SLG: 0.429 (9, 3)										4	1	2	1	0	0	1				
Don Mincher, L (1, 3) OBP: 0.403, SLG: 0.431 (8, PR) Dick Billings, R (9, 7) OBP: 0.235, SLG: 0.250										3	0	3	0	1	0	0				
Joe Foy, R (1, 5) OBP: 0.302, SLG: 0.264										4	0	0	0	0	0	5				
Tim Cullen, R (1, 4) OBP: 0.228, SLG: 0.233										4	0	0	0	0	0	3				
Toby Harrah, R (1, 6) OBP: 0.320, SLG: 0.294										3	1	3	0	1	0	0				
Denny McLain, R (1, 1) OBP: 0.105, SLG: 0.211 (9, PH) Riche Scheinblum, S (9, PH) OBP: 0.273, SLG: 0.213										3	0	0	0	0	3	5				
<b>Inning Stats</b>	R: 0 E: 0 K: 1 S: 5	H: 0 LOB: 0 BB: 0 P: 5	R: 1 E: 0 K: 1 S: 8	H: 3 LOB: 2 BB: 0 P: 8	R: 0 E: 0 K: 0 S: 3	H: 1 LOB: 1 BB: 0 P: 4	R: 0 E: 0 K: 1 S: 6	H: 1 LOB: 2 BB: 1 P: 10	R: 1 E: 0 K: 0 S: 5	H: 2 LOB: 2 BB: 1 P: 9	R: 0 E: 0 K: 1 S: 5	H: 1 LOB: 0 BB: 0 P: 5	R: 0 E: 0 K: 0 S: 4	H: 1 LOB: 1 BB: 0 P: 4	R: 0 E: 0 K: 0 S: 3	H: 1 LOB: 1 BB: 1 P: 7		1B: 5 2B: 4 3B: 1 HR: 1	SF: 1 SAC: 0 DP: 2 HBP: 1	WP: 0 PB: 0 SB: 0 CS: 1
<b>PITCHER</b> Bill Zepp, R (1, 1) ERA: 6.28 Fred Scherman, L (9, 1) ERA: 2.21 Tom Timmermann, R (9, 1) ERA: 3.06 Daryl Patterson, R (9, 1) ERA: 4.82 Mike Kilkeny, L (9, 1) ERA: 30.86	IP: 5.0 WLS: 24 BF: 24 H: 7 R: 2 ER: 2 SO: 3 BB: 1 IBB: 0 HBP: 1 BLK: 0 WP: 0 HR: 1 S: 10 P: 36 ERA: 3.60 WHIP: 1.600											<b>PITCHER</b>	IP: 5.0 WLS: 24 BF: 24 H: 7 R: 2 ER: 2 SO: 3 BB: 1 IBB: 0 HBP: 1 BLK: 0 WP: 0 HR: 1 S: 10 P: 36 ERA: 3.60 WHIP: 1.600							

Batter	1	2	3	4	5	6	7	8	9	10	11	12	13	14	15	AB	R	H	RBI	BB	SO	LOB	TOP																			
Dick McAuliffe, L OBP: 0.268, SLG: 0.344 (1.4)																5	0	1	0	1	2	0																				
Al Kaline, R OBP: 0.429, SLG: 0.330 (10. PFR)																4	0	1	0	0	1	3																				
Mickey Stanley, R OBP: 0.300, SLG: 0.303 (10.8)																2	0	1	0	0	0	0																				
Jim Northrup, L OBP: 0.378, SLG: 0.457 (10.3)																6	1	0	0	1	0	3																				
Willie Horton, R OBP: 0.277, SLG: 0.423 (1.7)																6	1	3	1	0	1	1																				
Norm Cash, L OBP: 0.386, SLG: 0.609 (10. PFR)																3	0	0	0	1	1	0																				
Ike Brown, R OBP: 0.429, SLG: 0.923 (10. PFR)																1	0	0	0	0	2																					
Dalton Jones, L OBP: 0.471, SLG: 0.438 (10.9)																1	0	0	0	0	0	1																				
Aurelio Rodriguez, R OBP: 0.294, SLG: 0.341 (1.5)																5	1	1	1	1	1	2																				
Bill Freehan, R OBP: 0.324, SLG: 0.426 (1.2)																5	0	0	0	1	0	1																				
Ed Brinkman, R OBP: 0.268, SLG: 0.237 (1.6)																6	0	1	0	0	0	3																				
Mickey Lolich, S OBP: 0.303, SLG: 0.207 (14.1)																5	0	0	0	0	1	4																				
Tom Timmermann, R (14.1)																1	0	0	0	0	0	0																				
<b>Inning Stats</b>	R: 0 E: 0 K: 1 S: 5	H: 1 LOB: 0 BB: 0 P: 5	R: 1 E: 0 K: 0 S: 3	H: 1 LOB: 0 BB: 1 P: 7	R: 0 E: 0 K: 0 S: 3	H: 0 LOB: 1 BB: 0 P: 4	R: 0 E: 0 K: 0 S: 3	H: 0 LOB: 0 BB: 0 P: 3	R: 1 E: 0 K: 1 S: 7	H: 2 LOB: 2 BB: 1 P: 11	R: 0 E: 0 K: 0 S: 5	H: 0 LOB: 1 BB: 0 P: 6	R: 0 E: 0 K: 1 S: 7	H: 0 LOB: 0 BB: 0 P: 7	R: 0 E: 0 K: 0 S: 3	H: 0 LOB: 0 BB: 0 P: 3	R: 0 E: 0 K: 0 S: 5	H: 0 LOB: 0 BB: 0 P: 5	R: 0 E: 1 K: 0 S: 3	H: 0 LOB: 0 BB: 0 P: 3	R: 0 E: 0 K: 0 S: 3	H: 0 LOB: 0 BB: 0 P: 3	R: 0 E: 0 K: 1 S: 6	H: 1 LOB: 1 BB: 0 P: 6	1B: 5 2B: 2 3B: 0 HR: 2	SF: 0 SAC: 0 DP: 1 HBP: 2	WP: 0 PB: 0 CS: 1	PA: 58														
<b>PITCHER</b>																																										
Gerry Janeski, R ERA: 3.81 (1.1)	IP: 6.0	WLS: 2.0	BF: 27	H: 5	R: 3	ER: 2	SO: 2	BB: 3	IBB: 0	HBP: 1	BLK: 0	WP: 0	HR: 2	S: 25	P: 46	ERA: 3.00	WHIP: 1.333																									
Joe Grzenda, L ERA: 1.46 (7.1)	IP: 7.1	WLS: 2.0	BF: 7	H: 0	R: 0	ER: 0	SO: 3	BB: 0	IBB: 0	HBP: 0	BLK: 0	WP: 0	HR: 0	S: 12	P: 13	ERA: 0.00	WHIP: 0.000																									
Jim Shellenback, L ERA: 5.04 (9.1)	IP: 9.1	WLS: 1.1	BF: 5	H: 1	R: 0	ER: 0	SO: 0	BB: 0	IBB: 0	HBP: 0	BLK: 0	WP: 0	HR: 0	S: 5	P: 5	ERA: 0.00	WHIP: 0.750																									
Horacio Pina, R ERA: 3.38 (10.1)	IP: 10.1	WLS: 0.0	BF: 1	H: 1	R: 0	ER: 0	SO: 0	BB: 0	IBB: 0	HBP: 0	BLK: 0	WP: 0	HR: 0	S: 1	P: 1	ERA: ∞	WHIP: ∞																									
Paul Lindblad, L ERA: 2.91 (10.1)	IP: 10.1	WLS: 5.2	BF: 17	H: 1	R: 0	ER: 0	SO: 2	BB: 0	IBB: 0	HBP: 0	BLK: 0	WP: 0	HR: 0	S: 21	P: 21	ERA: 0.00	WHIP: 0.176																									

**Detroit Tigers @ Washington Senators**  
 Robert F. Kennedy Memorial Stadium, Washington, DC  
 Sat May 15 1971, 7:05 PM EDT  
 Att: 6,237 - Unknown

AB	50
R	3
H	8
RBI	2
BB	5
SO	7
LOB	20



Batter	1	2	3	4	5	6	7	8	9	10	11	12	13	14	15	AB	R	H	RBI	BB	SO	LOB	BOTTOM																			
Toby Harrah, R OBP: 0.320, SLG: 0.289 (1.6)																5	0	1	1	1	0	0																				
Elliott Maddox, R OBP: 0.292, SLG: 0.185 (1.9)																4	0	0	0	2	1	4																				
Frank Howard, R OBP: 0.391, SLG: 0.417 (1.3)																3	0	0	0	2	0	0																				
Tom McCraw, L OBP: 0.308, SLG: 0.472 (12.3)																1	0	0	0	0	1	0																				
Joe Eddy, R OBP: 0.288, SLG: 0.250 (1.5)																	5	0	0	0	0	2	2																			
Dick Billings, R OBP: 0.217, SLG: 0.227 (1.7)																	6	1	1	0	0	2	5																			
Paul Casanova, R OBP: 0.296, SLG: 0.442 (1.2)																	6	2	2	2	0	0	2																			
Del Unser, L OBP: 0.369, SLG: 0.500 (1.8)																	6	0	1	0	0	1	0																			
Tim O'Brien, R OBP: 0.218, SLG: 0.222 (1.4)																	6	0	0	0	0	0	2																			
Gerry Janeski, R ERA: 3.81 (11.1)	IP: 13.0	WLS: 1.2	BF: 48	H: 5	R: 3	ER: 3	SO: 6	BB: 5	IBB: 1	HBP: 0	BLK: 0	WP: 2	HR: 1	S: 54	P: 78	ERA: 2.08	WHIP: 0.769																									
Joe Grzenda, L ERA: 1.46 (7.1)	IP: 7.1	WLS: 2.0	BF: 7	H: 0	R: 0	ER: 0	SO: 3	BB: 0	IBB: 0	HBP: 0	BLK: 0	WP: 0	HR: 0	S: 12	P: 13	ERA: 0.00	WHIP: 0.000																									
Jim Shellenback, L ERA: 5.04 (9.1)	IP: 9.1	WLS: 1.1	BF: 5	H: 1	R: 0	ER: 0	SO: 0	BB: 0	IBB: 0	HBP: 0	BLK: 0	WP: 0	HR: 0	S: 5	P: 5	ERA: 0.00	WHIP: 0.750																									
Horacio Pina, R ERA: 3.38 (10.1)	IP: 10.1	WLS: 0.0	BF: 1	H: 1	R: 0	ER: 0	SO: 0	BB: 0	IBB: 0	HBP: 0	BLK: 0	WP: 0	HR: 0	S: 1	P: 1	ERA: ∞	WHIP: ∞																									
Paul Lindblad, L ERA: 2.91 (10.1)	IP: 10.1	WLS: 5.2	BF: 17	H: 1	R: 0	ER: 0	SO: 2	BB: 0	IBB: 0	HBP: 0	BLK: 0	WP: 0	HR: 0	S: 21	P: 21	ERA: 0.00	WHIP: 0.176																									
<b>Inning Stats</b>	R: 0 E: 0 K: 0 S: 3	H: 0 LOB: 0 BB: 0 P: 3	R: 0 E: 0 K: 0 S: 3	H: 0 LOB: 0 BB: 0 P: 3	R: 0 E: 0 K: 0 S: 3	H: 0 LOB: 0 BB: 0 P: 3	R: 0 E: 0 K: 0 S: 3	H: 0 LOB: 2 BB: 2 P: 13	R: 0 E: 0 K: 0 S: 3	H: 0 LOB: 0 BB: 0 P: 3	R: 0 E: 0 K: 0 S: 5	H: 0 LOB: 0 BB: 0 P: 5	R: 1 E: 0 K: 1 S: 4	H: 2 LOB: 2 BB: 2 P: 12	R: 2 E: 0 K: 0 S: 5	H: 2 LOB: 0 BB: 0 P: 5	R: 0 E: 0 K: 1 S: 5	H: 0 LOB: 0 BB: 0 P: 5	R: 0 E: 0 K: 0 S: 3	H: 0 LOB: 2 BB: 2 P: 11	R: 0 E: 0 K: 1 S: 5	H: 1 LOB: 0 BB: 0 P: 7	R: 0 E: 0 K: 2 S: 7	H: 0 LOB: 0 BB: 0 P: 7	R: 0 E: 0 K: 1 S: 5	H: 1 LOB: 0 BB: 0 P: 5	1B: 4 2B: 1 3B: 0 HR: 2	SF: 0 SAC: 1 DP: 2 HBP: 0	WP: 2 PB: 0 CS: 1	PA: 54												
<b>PITCHER</b>																																										
Mickey Lolich, L ERA: 3.02 (1.1)	IP: 13.0	WLS: 1.2	BF: 48	H: 5	R: 3	ER: 3	SO: 6	BB: 5	IBB: 1	HBP: 0	BLK: 0	WP: 2	HR: 1	S: 54	P: 78	ERA: 2.08	WHIP: 0.769																									
Tom Timmermann, R ERA: 3.28 (14.1)	IP: 14.1	WLS: 1.2	BF: 6	H: 1	R: 1	ER: 1	SO: 3	BB: 0	IBB: 0	HBP: 0	BLK: 0	WP: 0	HR: 1	S: 12	P: 12	ERA: 5.40	WHIP: 0.600																									

**Detroit Tigers @ Washington Senators**  
 Robert F. Kennedy Memorial Stadium, Washington, DC  
 Sat May 15 1971, 7:05 PM EDT  
 Att: 6,237 - Unknown

AB	47
R	4
H	6
RBI	4
BB	6
SO	9
LOB	15



Batter	1	2	3	4	5	6	7	8	9	AB	R	H	RBI	BB	SO	LOB	TOP			
<b>Aurelio Rodriguez, R</b> OBP: 0.299, SLG: 0.341 (1, 5)										3	0	1	1	1	1	0	3			
<b>Dick McAuliffe, L</b> OBP: 0.259, SLG: 0.331 (1, 4)										5	0	0	0	0	0	0	6			
<b>Willie Horton, R</b> OBP: 0.274, SLG: 0.413 (1, 7)										5	0	1	0	0	1	4				
<b>Jim Northrup, L</b> OBP: 0.378, SLG: 0.446 (1, 9)										3	1	0	0	2	1	2				
<b>Norm Cash, L</b> OBP: 0.396, SLG: 0.635 (1, 3)										5	1	2	1	0	3	2				
<b>Bill Freehan, R</b> OBP: 0.328, SLG: 0.443 (1, 2)										5	0	2	1	0	0	1				
<b>Mickey Stanley, R</b> OBP: 0.206, SLG: 0.383 (1, 8)										5	2	2	2	0	0	4				
<b>Ed Brinkman, R</b> OBP: 0.271, SLG: 0.239 (1, 6)										3	1	1	0	2	0	0				
<b>Joe Coleman, R</b> OBP: 0.158, SLG: 0.111 (1, 1)										4	0	2	0	1	0	4				
<b>Inning Stats</b>	R: 0 E: 0 K: 0 S: 4	H: 1 LOB: 1 BB: 0 P: 4	R: 2 E: 0 K: 0 S: 6	H: 3 LOB: 1 BB: 0 P: 6	R: 1 E: 0 K: 0 S: 5	H: 2 LOB: 2 BB: 1 P: 9	R: 1 E: 1 K: 0 S: 5	H: 1 LOB: 1 BB: 0 P: 5	R: 0 E: 0 K: 2 S: 7	H: 0 LOB: 0 BB: 0 P: 7	R: 0 E: 0 K: 1 S: 6	H: 1 LOB: 2 BB: 1 P: 8	R: 0 E: 0 K: 1 S: 6	H: 1 LOB: 2 BB: 2 P: 14	R: 1 E: 0 K: 1 S: 6	H: 1 LOB: 3 BB: 2 P: 14	1B: 6 2B: 2 3B: 0 HR: 3	SF: 1 SAC: 0 DP: 0 HBP: 0	WP: 1 PB: 0 SB: 0 CS: 0	PA: 45
<b>PITCHER</b>	IP	WLS	BF	H	R	ER	SO	BB	IBB	HBP	BLK	WP	HR	S	P	ERA	WHIP			
<b>Casey Cox, R</b> ERA: 3.71 (1, 1)	3.1	2	19	7	4	3	0	1	0	0	0	0	2	18	22	8.10	2.400			
<b>Jim Shellenback, L</b> ERA: 4.94 (4, 1)	0.2	0	7	0	0	0	0	0	0	0	0	0	0	2	2	0.00	0.000			
<b>Denny Riddleberger, L</b> ERA: 7.36 (5, 1)	3.0	L	13	3	1	1	3	0	1	0	0	1	1	18	22	3.00	1.000			
<b>Horacio Pina, R</b> ERA: 2.93 (8, 1)	2.0		11	1	0	0	2	3	1	0	0	0	0	11	27	0.00	2.000			

**Detroit Tigers @ Washington Senators**  
 Robert F. Kennedy Memorial Stadium, Washington, DC  
 Sun May 16 1971, 3:33 AM EDT  
 Att: 7,293 - Unknown

AB	38
R	5
H	11
RBI	5
BB	6
SO	5
LOB	26



Batter	1	2	3	4	5	6	7	8	9	AB	R	H	RBI	BB	SO	LOB	BOTTOM					
<b>Toby Harrah, R</b> OBP: 0.315, SLG: 0.284 (1, 6)										5	1	1	0	0	0	1						
<b>Del Unser, L</b> OBP: 0.364, SLG: 0.510 (1, 8)										4	1	1	1	0	1	0						
<b>Tom McCraw, L</b> OBP: 0.293, SLG: 0.447 (1, 9)										4	0	0	0	0	1	2						
<b>Frank Howard, R</b> OBP: 0.363, SLG: 0.454 (1, 7)										4	1	3	2	0	1	0						
<b>Don Mincher, L</b> OBP: 0.419, SLG: 0.472 (1, 3)										3	1	2	0	1	0	0						
<b>Joe Foy, R</b> OBP: 0.287, SLG: 0.250 (1, 5)										4	0	1	0	0	0	5						
<b>Paul Casanova, R</b> OBP: 0.294, SLG: 0.432 (1, 2)										4	0	1	1	0	0	0						
<b>Tim Cullen, R</b> OBP: 0.213, SLG: 0.217 (1, 4)										3	0	0	0	0	1	1						
<b>Richie Scheinburn, S</b> OBP: 0.263, SLG: 0.204 (9, PH)										1	0	0	0	0	0	0						
<b>Casey Cox, R</b> OBP: 0.143, SLG: 0.077 (4, 1)										1	0	0	0	0	1	0						
<b>Bernie Allen, L</b> OBP: 0.295, SLG: 0.439 (4, PH)										0	0	0	0	0	0	0						
<b>Denny Riddleberger, R</b> (5, 1)										1	0	0	0	0	1	0						
<b>Horacio Pina, R</b> (8, 1)										0	0	0	0	0	0	0						
<b>Dick Billings, R</b> OBP: 0.250, SLG: 0.291 (9, PH)										1	0	1	0	0	0	0						
<b>Inning Stats</b>	R: 0 E: 1 K: 1 S: 7	H: 1 LOB: 3 BB: 1 P: 11	R: 0 E: 0 K: 1 S: 5	H: 0 LOB: 0 BB: 0 P: 5	R: 0 E: 0 K: 0 S: 3	H: 0 LOB: 0 BB: 0 P: 3	R: 2 E: 0 K: 0 S: 6	H: 4 LOB: 1 BB: 0 P: 6	R: 2 E: 0 K: 0 S: 6	H: 4 LOB: 1 BB: 0 P: 6	R: 0 E: 0 K: 2 S: 7	H: 0 LOB: 0 BB: 0 P: 7	R: 0 E: 0 K: 1 S: 5	H: 0 LOB: 0 BB: 0 P: 5	R: 0 E: 0 K: 1 S: 5	H: 0 LOB: 0 BB: 0 P: 5	R: 0 E: 0 K: 0 S: 4	H: 1 LOB: 1 BB: 0 P: 4	1B: 8 2B: 0 3B: 1 HR: 1	SF: 0 SAC: 0 DP: 1 HBP: 0	WP: 0 PB: 0 SB: 2 CS: 0	PA: 37
<b>PITCHER</b>	IP	WLS	BF	H	R	ER	SO	BB	IBB	HBP	BLK	WP	HR	S	P	ERA	WHIP					
<b>Joe Coleman, R</b> ERA: 2.8 (1, 1)	9.0	W	37	10	4	4	6	1	0	0	0	0	1	48	52	4.00	1.222					

**Detroit Tigers @ Washington Senators**  
 Robert F. Kennedy Memorial Stadium, Washington, DC  
 Sun May 16 1971, 3:33 AM EDT  
 Att: 7,293 - Unknown

AB	36
R	4
H	10
RBI	4
BB	1
SO	6
LOB	10



Batter	1	2	3	4	5	6	7	8	9	AB	R	H	RBI	BB	SO	LOB	TOP								
John Lowenstein, L (1, 7) Lou Camilli, S (4, 6)	F8		K	K			K		K	3	1	1	1	0	1	0	<b>Cleveland Indians @ Washington Senators</b> <b>Robert F. Kennedy Memorial Stadium, Washington, DC</b> Mon May 17 1971, 7:05 PM EDT Att: 3,186 - Unknown								
Vada Pinson, L (1, 8) Chuck Hinton, R (4, 7)	F8 1B 2B		K				K			2	1	1	0	0	1	0									
Graig Nettles, L (1, 5)	F8 2-3		K				FC1-6 BB			2	1	1	1	2	0	2									
Ray Fosse, R (1, 2)			5-3				6-3			5	0	1	1	0	1	5									
Ken Harrelson, R (1, 3)	F7									5	1	1	2	0	0	3									
Roy Foster, R (1, 9)										3	1	2	0	0	0	0									
Eddie Leon, R (1, 4)										4	0	2	0	0	1	2									
Jack Heidemann, R (1, 6) Ted Ford, R (4, 8)										2	0	0	0	0	2	1									
Steve Dunning, R (1, 1) Phil Hennigan, R (9, 1)										4	1	1	0	0	1	2									
										0	0	0	0	0	0	0									
<b>Inning Stats</b>	R: 1 E: 0 K: 0 S: 5	H: 2 LOB: 1 P: 5	R: 0 E: 0 K: 1 S: 6	H: 1 LOB: 1 BB: 0 P: 6	R: 3 E: 0 K: 2 S: 10	H: 3 LOB: 1 BB: 1 P: 14	R: 0 E: 0 K: 2 S: 7	H: 0 LOB: 0 BB: 0 P: 7	R: 0 E: 0 K: 1 S: 5	H: 1 LOB: 0 BB: 0 P: 5	R: 0 E: 0 K: 0 S: 4	H: 1 LOB: 1 BB: 0 P: 4	R: 1 E: 0 K: 1 S: 6	H: 1 LOB: 1 BB: 1 P: 10	R: 1 E: 0 K: 1 S: 6	H: 1 LOB: 1 BB: 0 P: 7	R: 0 E: 0 K: 2 S: 8	H: 1 LOB: 2 BB: 1 P: 12	1B: 6 2B: 3 3B: 0 HR: 2	SF: 0 SAC: 0 DP: 1 HBP: 1	WP: 2 PB: 0 SB: 1 CS: 0	PA: 41			
<b>PITCHER</b>	IP	WLS	BF	H	R	ER	SO	BB	IBB	HBP	BLK	WP	HR	S	P	ERA	WHIP								
Dick Bosman, R (1, 1) ERA: 4.09	5.0	L	22	7	4	4	6	1	0	0	0	0	2	33	37	7.20	1.600								
Bill Gogolewski, R (6, 1) ERA: 3.95	1.1		7	2	1	1	1	1	0	0	0	1	0	8	12	6.75	2.250								
Jim Shellenback, L (7, 1) ERA: 4.88	0.1		1	0	0	0	0	0	0	0	0	0	0	1	1	0.00	0.000								
Gerry Janeski, R (7, 1) ERA: 3.94	1.1		6	1	1	1	1	0	0	1	0	0	0	7	8	6.75	0.750								
Horacio Pina, R (9, 1) ERA: 2.79	1.0		5	1	0	0	2	0	1	0	0	0	0	8	12	0.00	1.000								

Batter	1	2	3	4	5	6	7	8	9	AB	R	H	RBI	BB	SO	LOB	BOTTOM								
Toby Harrah, R (1, 6) OBP: 0.310, SLG: 0.280	6-3		3-1						K	5	0	1	0	0	1	3	<b>Cleveland Indians @ Washington Senators</b> <b>Robert F. Kennedy Memorial Stadium, Washington, DC</b> Mon May 17 1971, 7:05 PM EDT Att: 3,186 - Unknown								
Del Unser, L (1, 8) OBP: 0.351, SLG: 0.490	5-3		4-3							4	0	0	0	0	0	4									
Tom McCraw, L (1, 9) OBP: 0.291, SLG: 0.475	K									4	1	1	1	0	1	0									
Frank Howard, R (1, 7) OBP: 0.367, SLG: 0.467										3	1	1	0	0	2	0									
Don Mincher, L (1, 3) OBP: 0.406, SLG: 0.455										4	0	0	1	0	1	1									
Joe Foy, R (1, 5) OBP: 0.297, SLG: 0.248										1	0	0	0	2	0	0									
Jim Shellenback, L (7, 1) ERA: 3.95										0	0	0	0	0	0	0									
Gerry Janeski, R (7, 1) ERA: 3.94										0	0	0	0	0	0	0									
Frank Fernandez, R (8, PH) ERA: 3.94										1	0	0	0	0	1	1									
Horacio Pina, R (9, 1) ERA: 2.79										0	0	0	0	0	0	0									
Paul Casanova, R (1, 2) OBP: 0.303, SLG: 0.471										4	1	2	1	0	1	2									
Tim Cullen, R (1, 4) OBP: 0.207, SLG: 0.211										4	0	0	0	0	0	1									
Dick Bosman, R (1, 1) ERA: 4.09										0	0	0	0	1	0	0									
Bernie Allen, L (5, PH) OBP: 0.341, SLG: 0.450										1	0	1	0	0	0	0									
Bill Gogolewski, L (6, 1) ERA: 3.95										0	0	0	0	0	0	0									
Dick Billings, R (7, 5) OBP: 0.269, SLG: 0.280										2	0	1	0	0	1	0									
<b>Inning Stats</b>	R: 0 E: 0 K: 1 S: 5	H: 0 LOB: 0 P: 5	R: 0 E: 0 K: 2 S: 7	H: 0 LOB: 1 BB: 1 P: 11	R: 0 E: 0 K: 0 S: 3	H: 0 LOB: 1 BB: 1 P: 7	R: 1 E: 0 K: 1 S: 6	H: 1 LOB: 0 BB: 0 P: 6	R: 0 E: 0 K: 0 S: 5	H: 2 LOB: 2 BB: 0 P: 5	R: 1 E: 0 K: 1 S: 6	H: 1 LOB: 1 BB: 1 P: 10	R: 0 E: 0 K: 0 S: 4	H: 2 LOB: 1 BB: 0 P: 4	R: 0 E: 0 K: 1 S: 5	H: 0 LOB: 1 BB: 0 P: 6	R: 1 E: 0 K: 2 S: 8	H: 1 LOB: 0 BB: 0 P: 8	1B: 4 2B: 0 3B: 1 HR: 2	SF: 0 SAC: 0 DP: 0 HBP: 1	WP: 0 PB: 0 SB: 1 CS: 0	PA: 37			
<b>PITCHER</b>	IP	WLS	BF	H	R	ER	SO	BB	IBB	HBP	BLK	WP	HR	S	P	ERA	WHIP								
Steve Dunning, R (1, 1) ERA: 3.95	8.0	W	34	7	3	3	6	3	0	1	0	0	1	42	55	3.38	1.250								
Phil Hennigan, R (9, 1) ERA: 2.79	1.0	S	3	0	0	0	2	0	0	0	0	0	0	7	7	0.00	0.000								




Batter	1	2	3	4	5	6	7	8	9	AB	R	H	RBI	BB	SO	LOB	TOP										
<b>Don Buford, S</b> OBP: 0.400, SLG: 0.404 (1, 7)										4	1	0	0	1	0	4	<b>Baltimore Orioles @ Washington Senators</b> Robert F. Kennedy Memorial Stadium, Washington, DC Wed May 19 1971, 7:05 PM EDT Att: 6,833 - Unknown <a href="http://livebaseballscorecards.com">livebaseballscorecards.com</a>										
<b>Davey Johnson, R</b> OBP: 0.384, SLG: 0.449 (1, 4)										4	0	0	0	1	1	4											
<b>Boog Powell, L</b> OBP: 0.347, SLG: 0.423 (1, 3)										3	0	1	0	1	0	2											
<b>Frank Robinson, R</b> OBP: 0.376, SLG: 0.390 (1, 9)										3	1	0	0	1	0	2											
<b>Paul Blair, R</b> OBP: 0.290, SLG: 0.359 (1, 8)										3	0	0	0	1	0	0											
<b>Brooks Robinson, R</b> OBP: 0.353, SLG: 0.357 (1, 5)										2	1	1	0	2	1	1											
<b>Eliot Hendricks, L</b> OBP: 0.235, SLG: 0.288 (1, 2)										3	1	1	1	1	0	2											
<b>Mark Belanger, R</b> OBP: 0.396, SLG: 0.348 (1, 6)										3	0	1	1	1	0	2											
<b>Jim Palmer, R</b> OBP: 0.214, SLG: 0.185 (1, 1)										3	0	1	0	0	0	2											
<b>Inning Stats</b>	R: 2 E: 0 K: 1 S: 4	H: 0 LOB: 1 BB: 4 P: 20	R: 0 E: 0 K: 0 S: 4	H: 1 LOB: 2 BB: 1 P: 8	R: 0 E: 0 K: 0 S: 2	H: 0 LOB: 0 BB: 1 P: 6	R: 0 E: 0 K: 0 S: 3	H: 0 LOB: 1 BB: 1 P: 7	R: 0 E: 0 K: 0 S: 3	H: 0 LOB: 0 BB: 0 P: 7	R: 0 E: 0 K: 0 S: 3	H: 0 LOB: 1 BB: 1 P: 7	R: 0 E: 0 K: 0 S: 3	H: 1 LOB: 0 BB: 0 P: 3	R: 2 E: 0 K: 1 S: 8	H: 3 LOB: 1 BB: 0 P: 8		1B: 4 2B: 0 3B: 1 HR: 0	SF: 0 SAC: 1 DP: 2 HBP: 0	WP: 1 PB: 1 SB: 2 CS: 0	PA: 38						
<b>PITCHER</b>	IP	WLS	BF	H	R	ER	SO	BB	IBB	HBP	BLK	WP	HR	S	P	ERA	WHIP										
<b>Mike Thompson, R</b> ERA: 1.29 (1, 1)	7.0	L	29	1	2	1	1	9	0	0	0	1	0	22	58	1.29	1.429										
<b>Horacio Pina, R</b> ERA: 3.44 (8, 1)	2.0		9	4	2	2	1	0	0	0	0	0	0	11	11	9.00	2.000										

Batter	1	2	3	4	5	6	7	8	9	AB	R	H	RBI	BB	SO	LOB	BOTTOM										
<b>Del Unser, L</b> OBP: 0.336, SLG: 0.467 (1, 8)										4	0	0	0	0	0	2	<b>Baltimore Orioles @ Washington Senators</b> Robert F. Kennedy Memorial Stadium, Washington, DC Wed May 19 1971, 7:05 PM EDT Att: 6,833 - Unknown <a href="http://livebaseballscorecards.com">livebaseballscorecards.com</a>										
<b>Joe Foy, R</b> OBP: 0.315, SLG: 0.252 (1, 5)										3	0	0	0	1	0	2											
<b>Don Mincher, L</b> OBP: 0.409, SLG: 0.478 (1, 3)										3	1	1	1	1	1	1											
<b>Frank Howard, R</b> OBP: 0.372, SLG: 0.453 (1, 7)										3	0	1	0	1	0	0											
<b>Larry Bittner, L</b> OBP: 0.200, SLG: 0.200 (1, 9)										4	0	0	0	0	1	3											
<b>Paul Casanova, R</b> OBP: 0.289, SLG: 0.435 (1, 2)										4	0	0	0	0	0	0											
<b>Toby Harrah, R</b> OBP: 0.303, SLG: 0.278 (1, 6)										3	0	1	0	1	0	0											
<b>Tim Cullen, R</b> OBP: 0.207, SLG: 0.204 (1, 4)										2	0	0	0	0	0	1											
<b>Bernie Allen, L</b> OBP: 0.346, SLG: 0.452 (7, PH) (8, 4)										2	0	1	0	0	1	1											
<b>Mike Thompson, R</b> (1, 1)										2	0	0	0	0	2	1											
<b>Tom McCraw, L</b> OBP: 0.299, SLG: 0.481 (7, PH)										1	0	1	0	0	0	0											
<b>Horacio Pina, R</b> (8, 1)										0	0	0	0	0	0	0											
<b>Dick Billings, R</b> OBP: 0.226, SLG: 0.233 (8, PH)										1	0	0	0	0	0	1											
<b>Inning Stats</b>	R: 1 E: 0 K: 1 S: 6	H: 1 LOB: 1 BB: 1 P: 10	R: 0 E: 0 K: 1 S: 6	H: 1 LOB: 0 BB: 0 P: 6	R: 0 E: 0 K: 0 S: 4	H: 1 LOB: 2 BB: 1 P: 8	R: 0 E: 0 K: 0 S: 3	H: 0 LOB: 0 BB: 0 P: 3	R: 0 E: 0 K: 2 S: 7	H: 0 LOB: 1 BB: 1 P: 11	R: 0 E: 0 K: 0 S: 3	H: 0 LOB: 0 BB: 0 P: 3	R: 0 E: 0 K: 0 S: 5	H: 2 LOB: 2 BB: 0 P: 5	R: 0 E: 0 K: 0 S: 3	H: 0 LOB: 0 BB: 0 P: 3	R: 0 E: 0 K: 1 S: 5	H: 0 LOB: 1 BB: 1 P: 9	1B: 3 2B: 1 3B: 0 HR: 1	SF: 0 SAC: 0 DP: 0 HBP: 0	WP: 0 PB: 0 SB: 0 CS: 0	PA: 36					
<b>PITCHER</b>	IP	WLS	BF	H	R	ER	SO	BB	IBB	HBP	BLK	WP	HR	S	P	ERA	WHIP										
<b>Jim Palmer, R</b> ERA: 2.19 (1, 1)	9.0	W	36	5	1	1	5	4	0	0	0	0	1	42	58	1.00	1.000										



Batter	1	2	3	4	5	6	7	8	9	AB	R	H	RBI	BB	SO	LOB	TOP			
Del Unser, L OBP: 0.352, SLG: 0.460 (1, 8)										3	1	1	0	2	0	2	<p>Washington Senators @ Detroit Tigers</p> <p>Tiger Stadium, Detroit, MI</p> <p>Sat May 22 1971, 4:33 AM EDT</p> <p>Att: 24,342 - Unknown</p>			
Bernie Allen, L OBP: 0.333, SLG: 0.420 Frank Fernandez, R (9, PH)										4	0	1	0	0	0	2				
Don Mincher, L OBP: 0.404, SLG: 0.458 (1, 3)										5	0	1	0	0	1	5				
Frank Howard, R OBP: 0.385, SLG: 0.474 (1, 7)										4	0	3	1	0	1	0				
Larry Bittner, L OBP: 0.250, SLG: 0.100 (1, 9)										3	0	0	0	1	0	4				
Paul Casanova, R OBP: 0.286, SLG: 0.414 (1, 2)										3	0	1	0	0	0	2				
Toby Harrah, R OBP: 0.291, SLG: 0.265 Tom McCraw, L OBP: 0.292, SLG: 0.470 Don Wert, R OBP: 0.200, SLG: 0.136 (6, PH)										2	0	0	0	0	0	2				
Tim Cullen, R OBP: 0.201, SLG: 0.199 Joe Foy, R OBP: 0.315, SLG: 0.248 (7, PH)										2	0	0	0	0	1	1				
Dick Bosman, R OBP: 0.261, SLG: 0.150 Dick Billings, R OBP: 0.212, SLG: 0.219 Joe Grzenda, R (7, PH)										2	0	2	0	0	0	0				
Elliott Maddox, R OBP: 0.310, SLG: 0.190 (9, PH)										1	0	0	0	0	0	0				
<b>Inning Stats</b>	R: 1 E: 0 K: 1 S: 6	H: 1 LOB: 1 BB: 1 P: 10	R: 0 E: 0 K: 1 S: 5	H: 1 LOB: 0 BB: 0 P: 5	R: 0 E: 0 K: 0 S: 4	H: 1 LOB: 1 BB: 0 P: 4	R: 0 E: 0 K: 0 S: 4	H: 1 LOB: 0 BB: 0 P: 3	R: 0 E: 0 K: 0 S: 5	H: 2 LOB: 3 BB: 0 P: 6	R: 0 E: 0 K: 1 S: 6	H: 1 LOB: 2 BB: 1 P: 10	R: 0 E: 0 K: 2 S: 7	H: 0 LOB: 2 BB: 1 P: 12	R: 0 E: 0 K: 1 S: 6	H: 1 LOB: 1 BB: 0 P: 6	1B: 7 2B: 2 3B: 0 HR: 0	SF: 0 SAC: 0 DP: 1 HBP: 2	WP: 0 PB: 0 SB: 0 CS: 1	PA: 39
<b>PITCHER</b>	IP WLS BF H R ER SO BB IBB HBP BLK WP HR S P ERA WHIP																			
Bill Zepp, R ERA: 4.5 (1, 1)	6.2 W 29 8 1 1 3 2 0 0 0 0 0 0 0 0 0 0 1.35 1.500																			
Fred Scherman, L ERA: 1.85 (7, 1)	0.1 1 0 0 0 0 0 0 0 0 0 0 0 0 0 0 1 0.00 0.000																			
Bill Denehy, R ERA: 2.31 (8, 1)	1.1 7 1 0 0 2 1 0 0 1 0 0 0 0 0 9 14 0.00 1.500																			
Mike Kilkenny, L ERA: 24.0 (9, 1)	0.2 S 2 0 0 0 1 0 0 0 0 0 0 0 0 0 4 4 0.00 0.000																			

AB	34
R	1
H	9
RBI	1
BB	3
SO	6
LOB	24

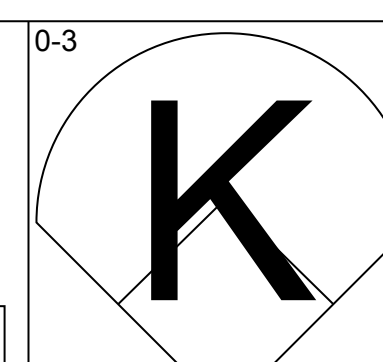
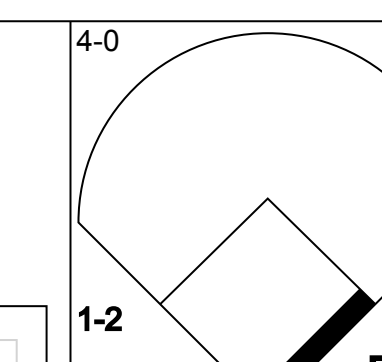
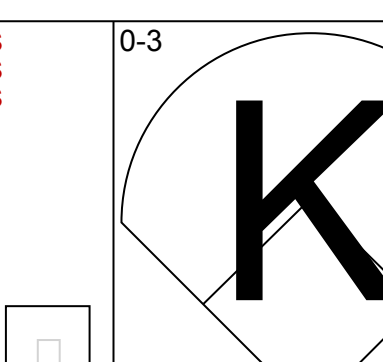
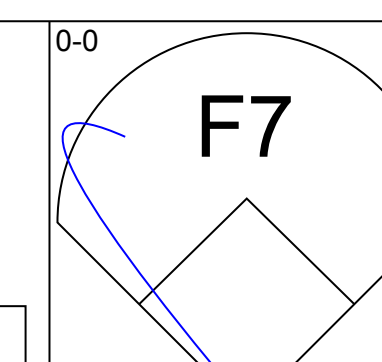
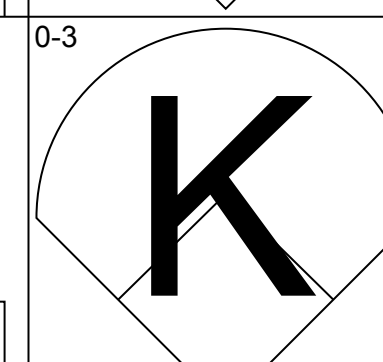
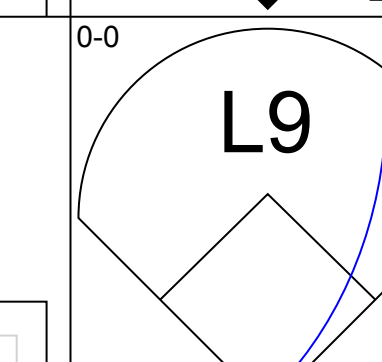
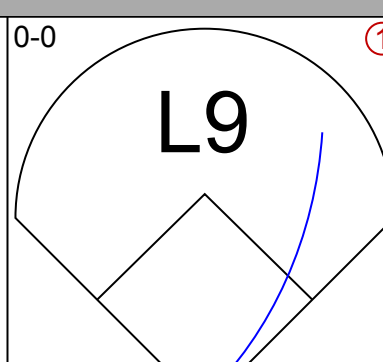
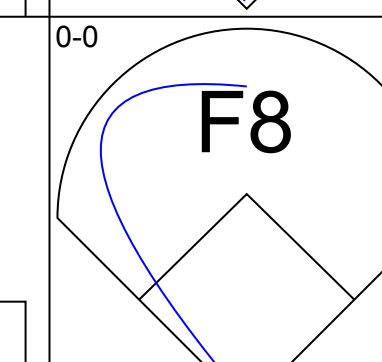
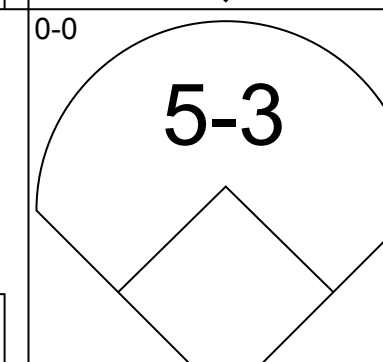
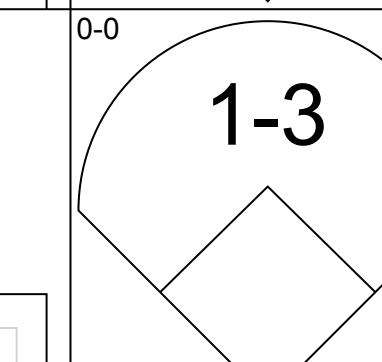
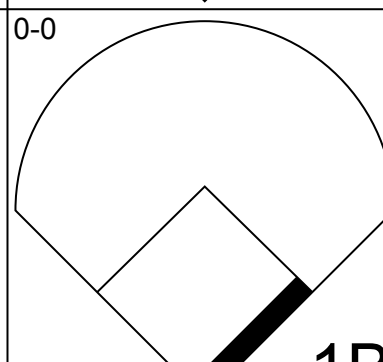
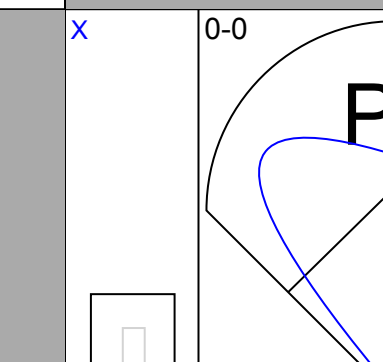
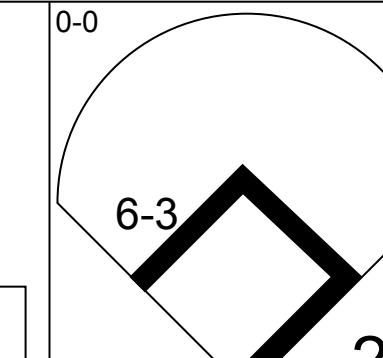
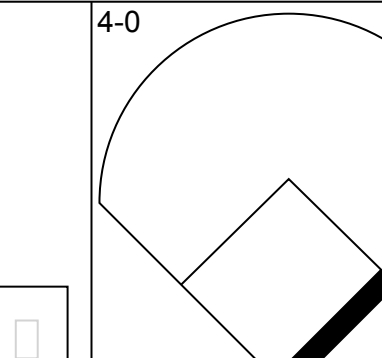
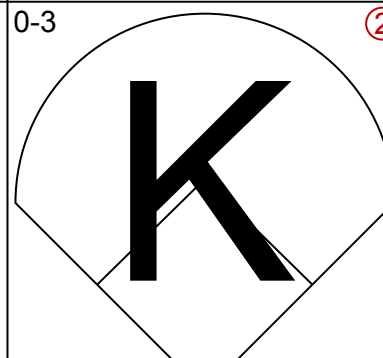
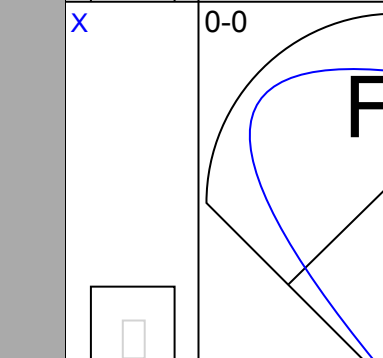
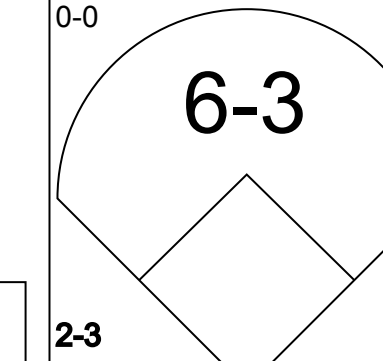
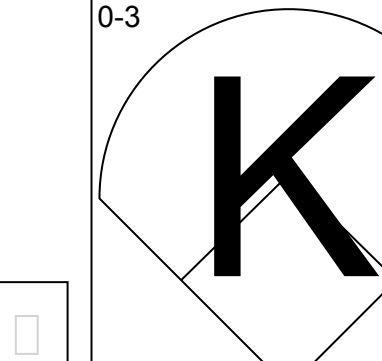
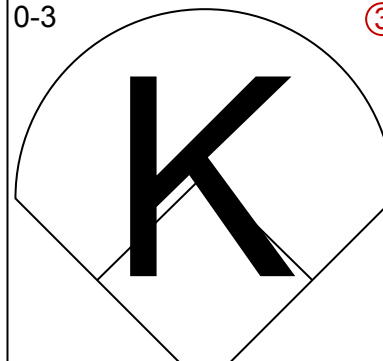
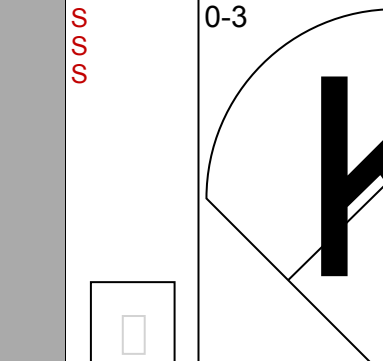
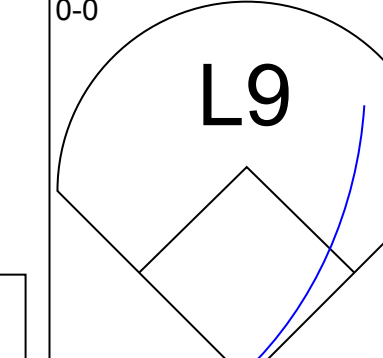
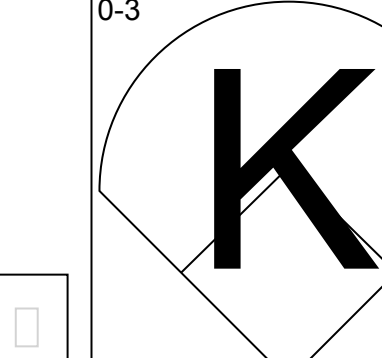
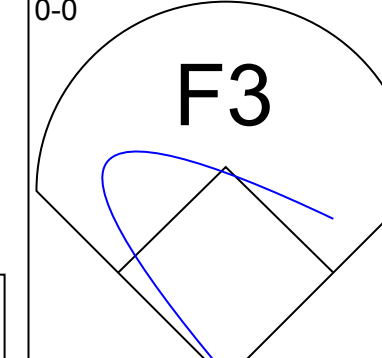
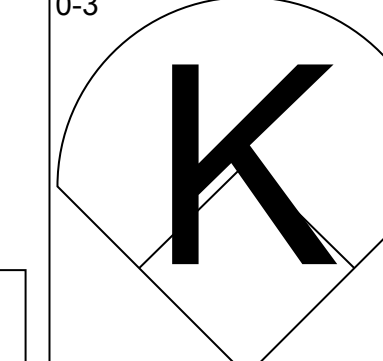
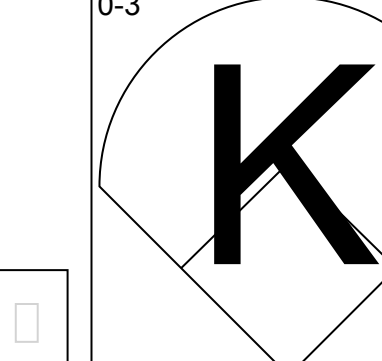
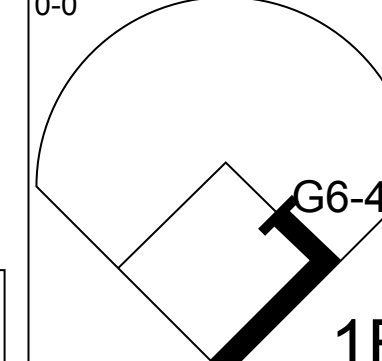
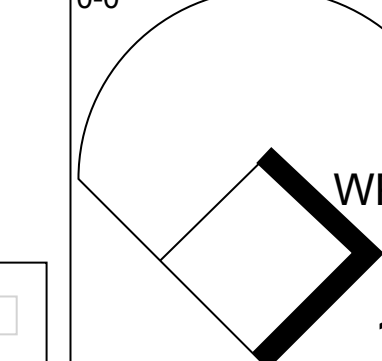
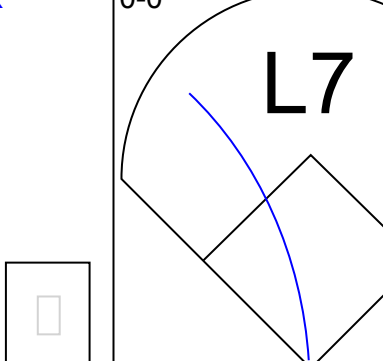
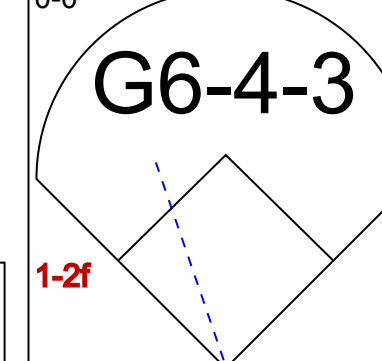
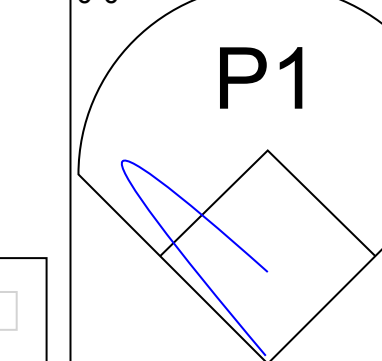
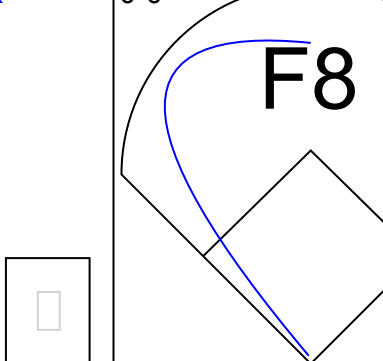
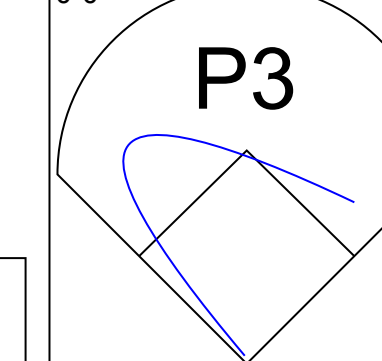


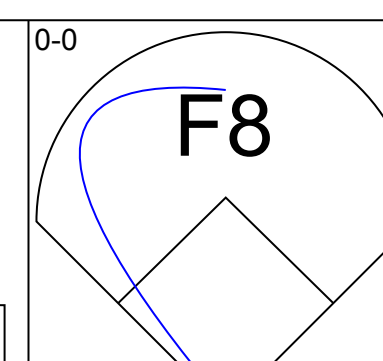
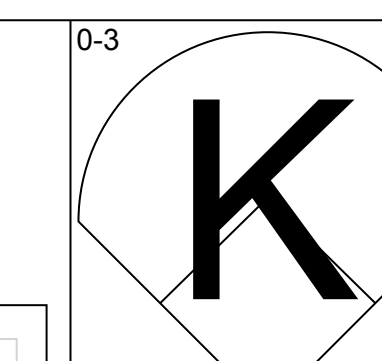
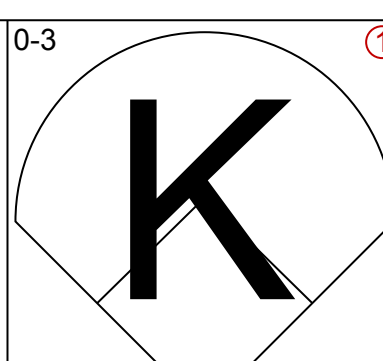
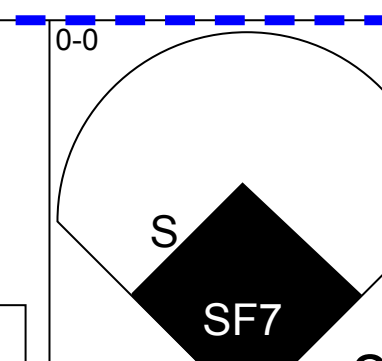
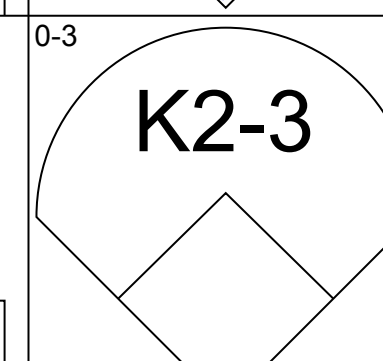
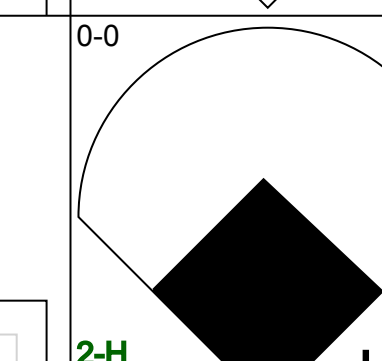
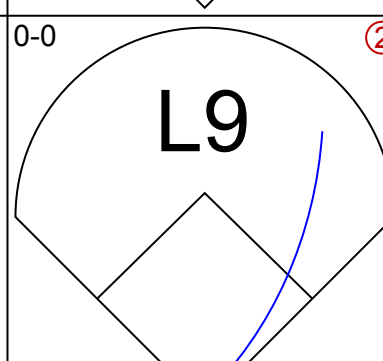
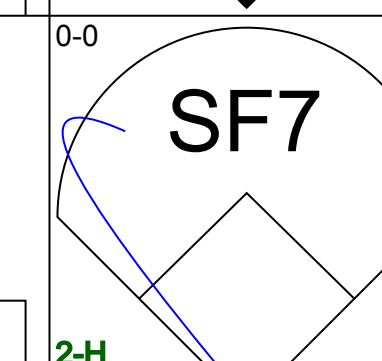
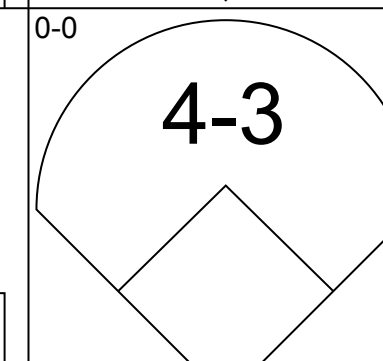
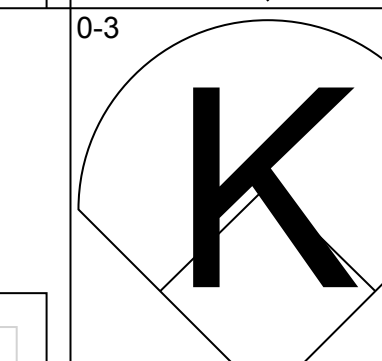
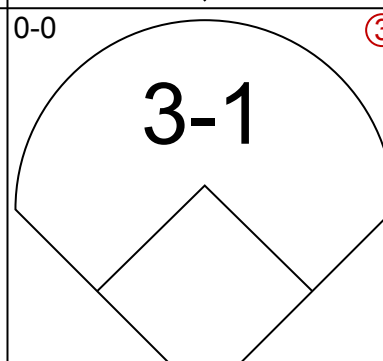
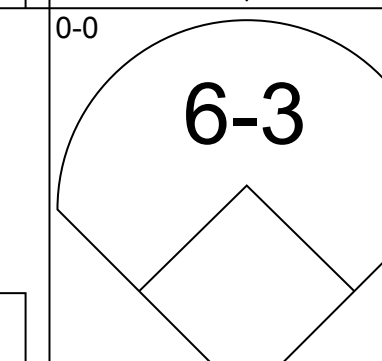
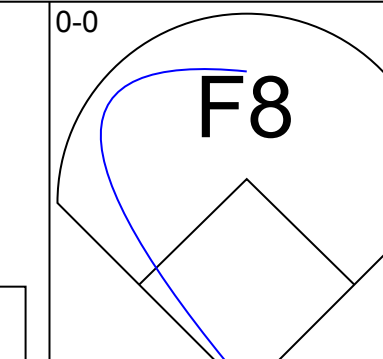
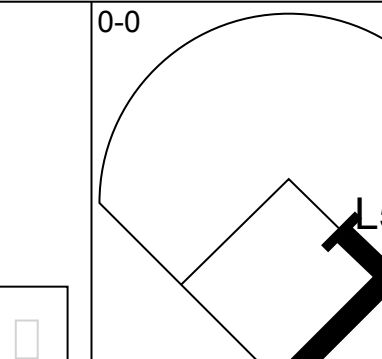
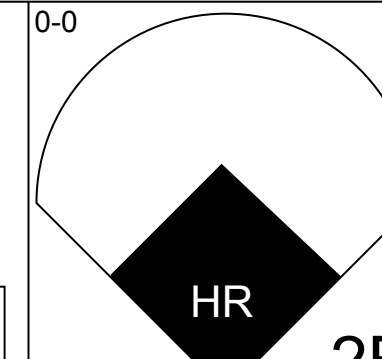
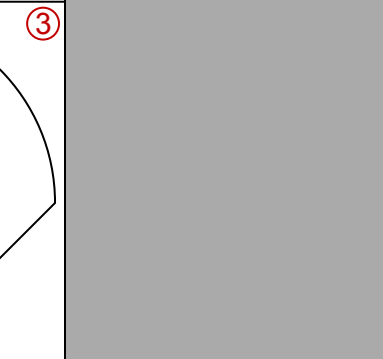
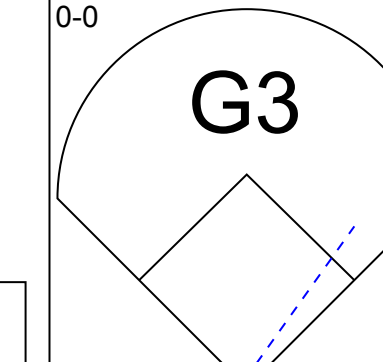
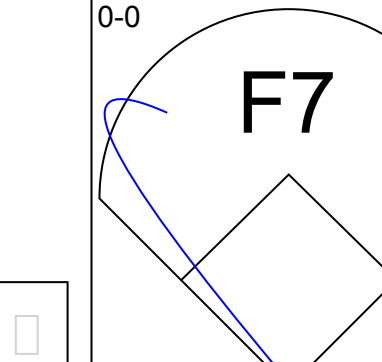
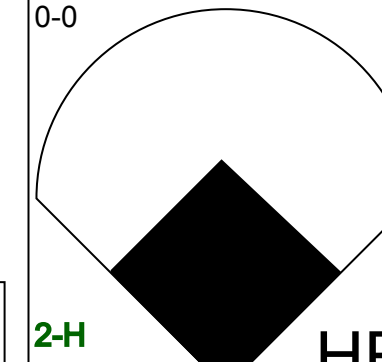
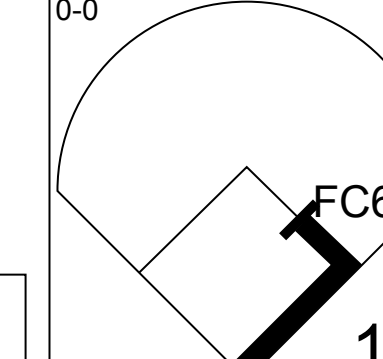
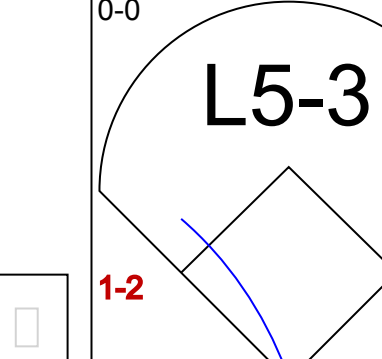
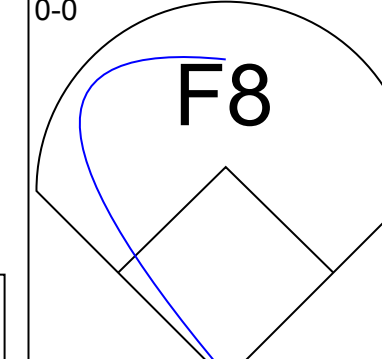
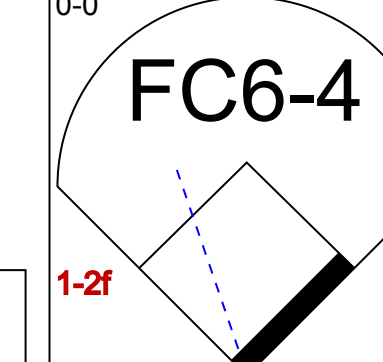
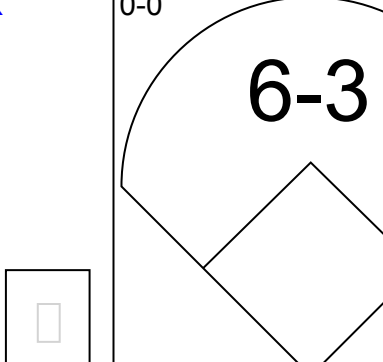
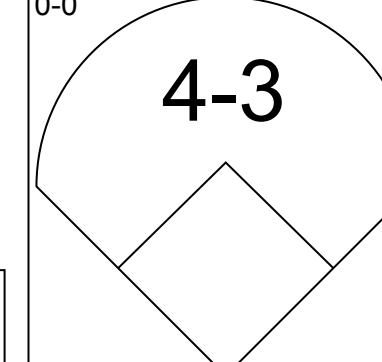
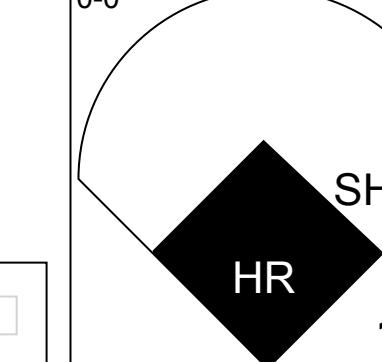
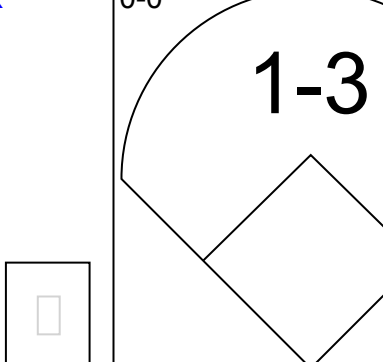
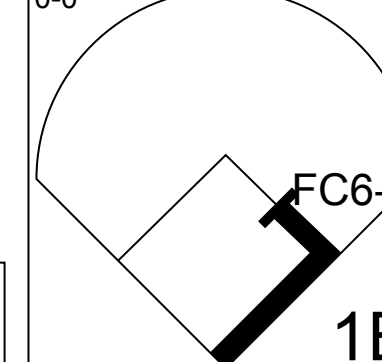
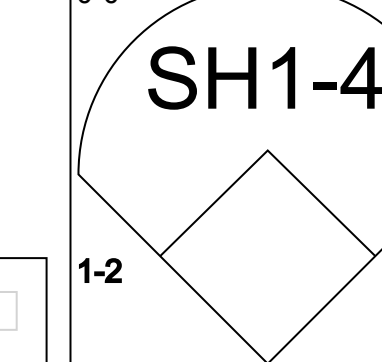
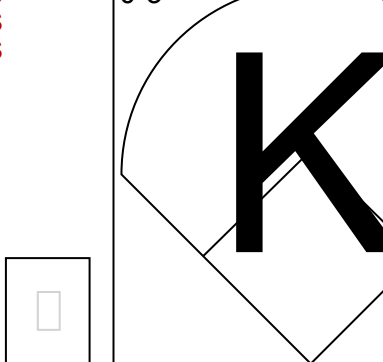
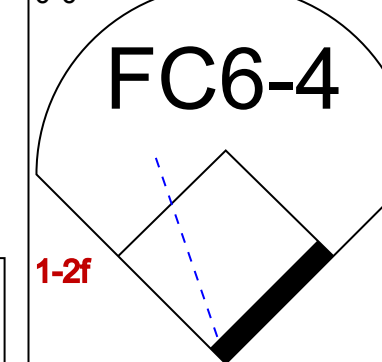
Batter	1	2	3	4	5	6	7	8	9	AB	R	H	RBI	BB	SO	LOB	BOTTOM			
Dick McAuliffe, L OBP: 0.273, SLG: 0.357 (1, 4)										4	1	1	0	0	2	0	<p>Washington Senators @ Detroit Tigers</p> <p>Tiger Stadium, Detroit, MI</p> <p>Sat May 22 1971, 4:33 AM EDT</p> <p>Att: 24,342 - Unknown</p>			
Aurelio Rodriguez, R OBP: 0.273, SLG: 0.329 (1, 5)										4	1	1	1	0	0	1				
Jim Northrup, L OBP: 0.389, SLG: 0.450 (8, 9)										2	1	1	1	1	0	0				
Willie Horton, R OBP: 0.270, SLG: 0.435 (1, 7)										2	0	0	1	0	0	0				
Norm Cash, L OBP: 0.374, SLG: 0.600 (1, 3)										3	0	0	0	0	2	2				
Dalton Jones, L OBP: 0.387, SLG: 0.500 Bill Denehy, S Mike Kilkenny, R (8, 1)										3	0	0	0	0	0	0				
Bill Freehan, R OBP: 0.338, SLG: 0.429 (1, 2)										2	0	0	0	1	0	0				
Ed Brinkman, R OBP: 0.252, SLG: 0.232 (1, 6)										3	0	0	0	0	1	1				
Bill Zepp, R Fred Scherman, L Mickey Stanley, R OBP: 0.289, SLG: 0.355 (8, 8)										2	0	0	0	0	1	0				
<b>Inning Stats</b>	R: 2 E: 0 K: 2 S: 9	H: 2 LOB: 0 BB: 0 P: 9	R: 0 E: 0 K: 0 S: 2	H: 0 LOB: 0 BB: 1 P: 6	R: 1 E: 1 K: 0 S: 5	H: 1 LOB: 2 BB: 1 P: 9	R: 0 E: 0 K: 0 S: 3	H: 0 LOB: 0 BB: 0 P: 3	R: 0 E: 0 K: 1 S: 5	H: 0 LOB: 0 BB: 0 P: 5	R: 0 E: 0 K: 1 S: 5	H: 0 LOB: 0 BB: 0 P: 5	R: 0 E: 0 K: 2 S: 7	H: 0 LOB: 0 BB: 0 P: 7	R: 0 E: 0 K: 2 S: 7	H: 0 LOB: 0 BB: 0 P: 7		1B: 0 2B: 0 3B: 1 HR: 2	SF: 1 SAC: 0 DP: 0 HBP: 0	WP: 0 PB: 0 SB: 0 CS: 1
<b>PITCHER</b>	IP WLS BF H R ER SO BB IBB HBP BLK WP HR S P ERA WHIP																			
Dick Bosman, R ERA: 3.99 Joe Grzenda, L ERA: 1.23 (7, 1)	6.0 L 23 3 3 2 4 2 0 0 0 0 0 0 0 0 12 12 0.00 0.000																			

AB	26
R	3
H	3
RBI	3
BB	2
SO	7
LOB	4





Batter	1	2	3	4	5	6	7	8	9	AB	R	H	RBI	BB	SO	LOB	TOP			
<b>Del Unser, L</b> OBP: 0.349, SLG: 0.448 (1.8)										3	0	0	0	1	2	0	<b>Washington Senators @ Detroit Tigers</b> Tiger Stadium, Detroit, MI Sun May 23 1971, 4:33 AM EDT Unknown			
<b>Elliott Maddox, R</b> OBP: 0.293, SLG: 0.177 (1.7)										4	0	0	0	0	1	2				
<b>Frank Howard, R</b> OBP: 0.381, SLG: 0.468 (1.3)										4	0	1	0	0	0	2				
<b>Joe Foy, R</b> OBP: 0.321, SLG: 0.259 (1.5)										3	0	1	0	1	1	1				
<b>Dick Billings, R</b> OBP: 0.189, SLG: 0.194 (1.9)										4	0	0	0	0	3	3				
<b>Paul Casanova, R</b> OBP: 0.278, SLG: 0.402 (1.2)										3	0	0	0	0	1	2				
<b>Toby Harrah, R</b> OBP: 0.292, SLG: 0.267 (1.6)										3	0	1	0	0	2	2				
<b>Tim Cullen, R</b> OBP: 0.204, SLG: 0.201 (1.4)										3	0	1	0	0	0	1				
<b>Denny McLain, R</b> OBP: 0.130, SLG: 0.182 (1.1)										2	0	0	0	0	0	1				
<b>Don Wert, R</b> OBP: 0.152, SLG: 0.130 (8. PH)										1	0	0	0	0	0	0				
<b>Denny Riddleberger, R</b> OBP: 0.130, SLG: 0.130 (8.1)										0	0	0	0	0	0	0				
<b>Inning Stats</b>	R: 0 E: 0 K: 2 S: 7	H: 0 LOB: 0 BB: 0 P: 7	R: 0 E: 0 K: 1 S: 6	H: 1 LOB: 1 BB: 0 P: 6	R: 0 E: 0 K: 0 S: 4	H: 1 LOB: 2 BB: 1 P: 8	R: 0 E: 0 K: 3 S: 9	H: 0 LOB: 1 BB: 1 P: 13	R: 0 E: 0 K: 1 S: 5	H: 0 LOB: 0 BB: 0 P: 5	R: 0 E: 0 K: 0 S: 3	H: 1 LOB: 0 BB: 0 P: 3	R: 0 E: 0 K: 0 S: 3	H: 0 LOB: 0 BB: 0 P: 3	R: 0 E: 0 K: 1 S: 5	H: 0 LOB: 0 BB: 0 P: 5	1B: 3 2B: 1 3B: 0 HR: 0	SF: 0 SAC: 0 DP: 1 HBP: 0	WP: 1 PB: 0 CS: 0	PA: 32
<b>PITCHER</b>	IP	WLS	BF	H	R	ER	SO	BB	IBB	HBP	BLK	WP	HR	S	P	ERA	WHIP			
<b>Mickey Lolich, L</b> ERA: 2.63 (1.1)	9.0	W	32	4	0	0	10	2	0	0	0	1	0	50	58	0.00	0.667			

Batter	1	2	3	4	5	6	7	8	9	AB	R	H	RBI	BB	SO	LOB	BOTTOM			
<b>Dick McAuliffe, L</b> OBP: 0.273, SLG: 0.361 (1.4)										4	1	1	0	0	2	1	<b>Washington Senators @ Detroit Tigers</b> Tiger Stadium, Detroit, MI Sun May 23 1971, 4:33 AM EDT Unknown			
<b>Al Kaline, R</b> OBP: 0.449, SLG: 0.439 (1.9)										3	1	1	3	0	1	0				
<b>Jim Northrup, L</b> OBP: 0.380, SLG: 0.439 (1.8)										4	0	0	0	0	1	0				
<b>Willie Horton, R</b> OBP: 0.276, SLG: 0.444 (1.7)										4	1	2	0	0	1	0				
<b>Norm Cash, L</b> OBP: 0.373, SLG: 0.624 (1.3)										3	1	1	2	0	0	1				
<b>Bill Freehan, R</b> OBP: 0.338, SLG: 0.426 (1.2)										3	0	1	0	0	0	1				
<b>Aurelio Rodriguez, R</b> OBP: 0.269, SLG: 0.322 (1.5)										3	0	0	0	0	0	1				
<b>Ed Brinkman, R</b> OBP: 0.260, SLG: 0.241 (1.6)										3	1	2	0	0	0	0				
<b>Mickey Lolich, S</b> OBP: 0.316, SLG: 0.188 (1.1)										2	0	0	0	0	1	1				
<b>Inning Stats</b>	R: 0 E: 0 K: 1 S: 5	H: 0 LOB: 0 BB: 0 P: 5	R: 0 E: 0 K: 0 S: 4	H: 1 LOB: 1 BB: 0 P: 4	R: 2 E: 0 K: 2 S: 9	H: 2 LOB: 0 BB: 0 P: 9	R: 0 E: 0 K: 0 S: 3	H: 1 LOB: 0 BB: 0 P: 3	R: 0 E: 0 K: 1 S: 5	H: 0 LOB: 0 BB: 0 P: 5	R: 2 E: 0 K: 0 S: 6	H: 3 LOB: 1 BB: 0 P: 6	R: 1 E: 0 K: 1 S: 6	H: 1 LOB: 0 BB: 0 P: 6	R: 1 E: 0 K: 1 S: 6	H: 1 LOB: 0 BB: 0 P: 6		1B: 4 2B: 3 3B: 0 HR: 2	SF: 1 SAC: 1 DP: 1 HBP: 0	WP: 0 PB: 0 CS: 0
<b>PITCHER</b>	IP	WLS	BF	H	R	ER	SO	BB	IBB	HBP	BLK	WP	HR	S	P	ERA	WHIP			
<b>Denny McLain, R</b> ERA: 4.09 (1.1)	7.0	L	27	7	4	4	5	0	0	0	0	0	0	6	37	5.14	1.000			
<b>Denny Riddleberger, L</b> ERA: 6.0 (8.1)	1.0		4	1	1	1	1	0	0	0	0	0	0	6	6	9.00	1.000			

Batter	1	2	3	4	5	6	7	8	9	AB	R	H	RBI	BB	SO	LOB	TOP								
<b>Del Unser, L</b> OBP: 0.343, SLG: 0.438 (1.8)	0-0 6-3		0-0 F7		0-0 FC4-6		0-0 WP 1B		0-0 4-3	5	0	1	0	0	0	2									
<b>Elliott Maddox, R</b> OBP: 0.291, SLG: 0.197 (1.7)	0-3 K		0-0 2B		0-0 FC6-4		0-0 F9			4	0	1	0	0	1	2									
<b>Frank Howard, R</b> OBP: 0.378, SLG: 0.469 (1.3)	0-3 K		0-3 K							4	0	1	0	0	2	2									
<b>Frank Fernandez, R</b> (1.9)		0-3 K		4-0 FC1-4 BB		0-0 5-3		0-0 F7		3	0	0	0	1	1	1									
<b>Joe Foy, R</b> OBP: 0.333, SLG: 0.257 (1.5)		4-0 BB		0-0 FC1-4 FC6-4		4-0 FC6-4 BB		4-0 1B BB		1	0	0	0	3	0	1									
<b>Paul Casanova, R</b> OBP: 0.277, SLG: 0.396 (1.2)	0-3 K		0-0 F8		0-0 F8		0-0 F8		0-0 1B	4	0	1	0	0	1	4									
<b>Toby Harrah, R</b> OBP: 0.284, SLG: 0.258 (1.6)	0-0 L3		0-0 FC6-4		0-0 FC6-4		0-0 FC6-4		0-0 G3	4	0	0	0	0	0	6									
<b>Tim Cullen, R</b> OBP: 0.213, SLG: 0.205 (1.4)			4-0 2B BB		0-0 6-3		0-0 G4-6-3 1B		0-3 K	2	0	1	0	1	0	0									
<b>Bernie Allen, L</b> OBP: 0.327, SLG: 0.412 (9, PH)			0-3 K		0-0 FC4-6 1B		0-0 G4-6-3		0-0 F2	1	0	0	0	0	1	0									
<b>Mike Thompson, R</b> OBP: 0.250, SLG: 0.250 (1.1)			0-3 K							2	0	1	0	0	1	1									
<b>Jim Shellenback, L</b> (5.1)										0	0	0	0	0	0	0									
<b>Larry Bittner, L</b> OBP: 0.231, SLG: 0.091 (7, PH)										1	0	0	0	0	0	1									
<b>Denny Riddleberger, R</b> (7.1)										0	0	0	0	0	0	0									
<b>Don Mincher, L</b> OBP: 0.491, SLG: 0.455 (9, PH)										1	0	0	0	0	0	0									
<b>Inning Stats</b>	R: 0 E: 0 K: 2 S: 7	H: 0 LOB: 0 BB: 0 P: 7	R: 0 E: 0 K: 2 S: 7	H: 0 LOB: 1 BB: 1 P: 11	R: 0 E: 0 K: 2 S: 8	H: 1 LOB: 2 BB: 1 P: 12	R: 0 E: 0 K: 0 S: 3	H: 0 LOB: 1 BB: 1 P: 7	R: 0 E: 0 K: 0 S: 4	H: 1 LOB: 1 BB: 0 P: 4	R: 0 E: 0 K: 0 S: 4	H: 1 LOB: 2 BB: 1 P: 8	R: 0 E: 0 K: 0 S: 4	H: 2 LOB: 1 BB: 0 P: 4	R: 0 E: 0 K: 0 S: 4	H: 1 LOB: 0 BB: 0 P: 8	R: 0 E: 0 K: 1 S: 5	H: 0 LOB: 0 BB: 0 P: 5	1B: 4 2B: 2 3B: 0 HR: 0	SF: 0 SAC: 0 DP: 1 HBP: 0	WP: 1 PB: 0 SB: 0 CS: 0	PA: 37			
<b>PITCHER</b>	IP	WLS	BF	H	R	ER	SO	BB	IBB	HBP	BLK	WP	HR	S	P	ERA	WHIP								
<b>Les Cain, L</b> ERA: 5.08 (1.1)	6.0	W	25	3	0	0	6	4	0	0	0	0	0	33	49	0.00	1.167								
<b>Joe Niekro, R</b> ERA: 5.08 (7.1)	3.0	S	12	3	0	0	1	1	0	0	0	1	0	13	17	0.00	1.333								

Washington Senators @ Detroit Tigers  
Tiger Stadium, Detroit, MI  
Sun May 23 1971, 4:38 AM EDT  
Att: 53,337 - Unknown

AB 32  
R 0  
H 6  
RBI 0  
BB 5  
SO 7  
LOB 20



Batter	1	2	3	4	5	6	7	8	9	AB	R	H	RBI	BB	SO	LOB	BOTTOM								
<b>Dick McAuliffe, L</b> OBP: 0.276, SLG: 0.358 (1.4)	0-0 4-3		0-0 P6		4-0 2B HR BB		0-0 6-3		0-0 F8-3 1B	4	1	1	2	1	0	1									
<b>Aurelio Rodriguez, R</b> OBP: 0.260, SLG: 0.312 (1.5)	0-0 5-3		0-3 K		0-0 F7		0-0 F8		0-0 F8-3 1B	5	0	0	0	0	1	4									
<b>Jim Northrup, L</b> OBP: 0.377, SLG: 0.440 (1.8)	0-0 6-3				0-0 1-3 2H HR 2B		0-0 4-3			4	1	1	1	0	0	0									
<b>Willie Horton, R</b> OBP: 0.282, SLG: 0.464 (1.7)		0-0 6-3		0-3 K		4-0 HR IBB		0-0 HR		3	2	1	1	1	1	0									
<b>Norm Cash, L</b> OBP: 0.386, SLG: 0.701 (1.3)		0-0 2B		0-0 HR		0-0 HR 1H 2H 3H		0-0 HR		4	2	3	5	0	0	0									
<b>Dalton Jones, L</b> OBP: 0.441, SLG: 0.625 (1.9)		4-0 2B		0-0 HR		0-0 HR				2	1	2	1	1	0	0									
<b>Mickey Stanley, R</b> OBP: 0.296, SLG: 0.362 (6.8)		0-0 BB		0-0 HR		0-0 1B		0-0 FC2-5 BB 1B		1	0	1	0	0	0	0									
<b>Jim Price, R</b> OBP: 0.280, SLG: 0.238 (1.2)		0-0 G6-3		0-0 P6		0-0 1B		4-0 FC2-5 BB 1B		3	1	1	0	1	0	2									
<b>Ed Brinkman, R</b> OBP: 0.259, SLG: 0.236 (1.6)				4-0 BB		0-0 L7		0-0 FC2-5 2B 1B		3	1	0	0	1	0	2									
<b>Les Cain, L</b> (1.1)				0-0 F5		4-0 2B BB		0-0 1B 2B		1	1	0	0	1	0	1									
<b>Al Kaline, R</b> OBP: 0.448, SLG: 0.435 (6, PH)						0-0 K		0-0 1B		1	0	0	0	0	1	0									
<b>Joe Niekro, R</b> OBP: 0.357, SLG: 0.333 (7.1)						0-0 2B BB		0-0 K		1	1	1	1	0	0	0									
<b>Inning Stats</b>	R: 0 E: 0 K: 0 S: 3	H: 0 LOB: 0 BB: 0 P: 3	R: 0 E: 0 K: 0 S: 3	H: 1 LOB: 1 BB: 1 P: 7	R: 0 E: 0 K: 1 S: 5	H: 0 LOB: 1 BB: 1 P: 9	R: 2 E: 0 K: 1 S: 7	H: 2 LOB: 0 BB: 0 P: 7	R: 5 E: 0 K: 0 S: 6	H: 4 LOB: 2 BB: 3 P: 18	R: 0 E: 0 K: 1 S: 5	H: 0 LOB: 0 BB: 0 P: 5	R: 1 E: 0 K: 0 S: 4	H: 1 LOB: 0 BB: 0 P: 4	R: 3 E: 0 K: 0 S: 5	H: 3 LOB: 0 BB: 1 P: 9	1B: 4 2B: 4 3B: 0 HR: 4	SF: 0 SAC: 0 DP: 2 HBP: 0	WP: 0 PB: 0 SB: 0 CS: 0	PA: 38					
<b>PITCHER</b>	IP	WLS	BF	H	R	ER	SO	BB	IBB	HBP	BLK	WP	HR	S	P	ERA	WHIP								
<b>Mike Thompson, R</b> ERA: 5.4 (1.1)	4.2	L	22	4	6	6	2	4	1	0	0	0	2	21	41	11.57	1.714								
<b>Jim Shellenback, L</b> ERA: 4.96 (5.1)	1.1		6	3	1	1	1	0	0	0	0	0	1	8	8	6.75	2.250								
<b>Denny Riddleberger, L</b> ERA: 7.41 (7.1)	2.0		10	4	4	4	0	1	0	0	0	0	1	9	13	18.00	2.500								

Washington Senators @ Detroit Tigers  
Tiger Stadium, Detroit, MI  
Sun May 23 1971, 4:38 AM EDT  
Att: 53,337 - Unknown

AB 32  
R 11  
H 11  
RBI 11  
BB 6  
SO 3  
LOB 10





Batter	1	2	3	4	5	6	7	8	9	10	11	AB	R	H	RBI	BB	SO	LOB	TOP							
Del Unser, L OBP: 0.345, SLG: 0.417 (1, 8)	HBP 1B HBP	K	K	K			F7		1-3		FC5 1B IBB	4	1	0	0	1	2	1								
Joe Foy, R OBP: 0.369, SLG: 0.311 (1, 5)	HBP 1B		F7									5	1	4	1	1	0	0								
Don Mincher, L OBP: 0.392, SLG: 0.437 Jim Shellenback, L (9, 1)			F7									4	1	0	0	0	1	3								
Casey Cox, R OBP: 0.200, SLG: 0.143 Bernie Allen, L OBP: 0.321, SLG: 0.404 Paul Lindblad, L OBP: 0.200, SLG: 0.200 (11, 1)	E 1B HBP										F3	0	0	0	0	0	0	0								
Frank Howard, R OBP: 0.377, SLG: 0.481 (9, 3)	E9 1B		K								FC5	6	0	1	2	0	1	4								
Larry Blittner, L OBP: 0.333, SLG: 0.250 Elliott Maddox, R OBP: 0.282, SLG: 0.183 (8, PR)	L4-3 1B											4	1	3	1	0	0	1								
Paul Casanova, R OBP: 0.279, SLG: 0.397 (1, 2)	K											5	0	2	0	0	2	2								
Toby Harrah, R OBP: 0.292, SLG: 0.271 (1, 6)	L4-3											4	1	1	1	1	0	4								
Tim Cullen, R OBP: 0.212, SLG: 0.200 (1, 4)			F8									4	1	0	0	1	1	4								
Bill Gogolewski, L OBP: 0.200, SLG: 0.500 Tom McCann, L OBP: 0.200, SLG: 0.454 Denny Riddleberger, R Horacio Pina, R Frank Fernandez, R (8, PR)	1-3											2	0	1	1	0	0	0								
<b>Inning Stats</b>	R: 3 E: 0 K: 1 S: 7	H: 3 LOB: 1 BB: 0 P: 9	R: 0 E: 0 K: 1 S: 5	H: 0 LOB: 0 BB: 0 P: 5	R: 0 E: 0 K: 1 S: 5	H: 0 LOB: 0 BB: 0 P: 5	R: 2 E: 0 K: 1 S: 8	H: 4 LOB: 1 BB: 0 P: 8	R: 0 E: 0 K: 0 S: 4	H: 1 LOB: 1 BB: 0 P: 4	R: 0 E: 0 K: 1 S: 5	H: 0 LOB: 0 BB: 0 P: 5	R: 0 E: 0 K: 2 S: 8	H: 1 LOB: 1 BB: 0 P: 8	R: 0 E: 0 K: 1 S: 7	H: 2 LOB: 2 BB: 0 P: 7	R: 0 E: 0 K: 0 S: 3	H: 0 LOB: 0 BB: 1 P: 7	R: 0 E: 0 K: 1 S: 5	H: 0 LOB: 0 BB: 0 P: 5	R: 1 E: 0 K: 0 S: 4	H: 1 LOB: 3 BB: 3 P: 16	1B: 11 2B: 2 3B: 0 HR: 0	SF: 0 SAC: 1 DP: 1 HBP: 2	WP: 0 PB: 0 SB: 0 CS: 2	PA: 49
<b>PITCHER</b>	IP: 3.2 WLS: 18 BF: 18 H: 7 R: 5 ER: 5 SO: 3 BB: 0 IBB: 0 HBP: 0 BLK: 0 WP: 0 HR: 0 S: 22 P: 24 ERA: 12.27 WHIP: 1.909	IP: 1.0 WLS: 5 BF: 5 H: 1 R: 0 ER: 0 SO: 0 BB: 0 IBB: 1 HBP: 0 BLK: 0 WP: 0 HR: 0 S: 4 P: 8 ERA: 0.00 WHIP: 1.000																								
Jim Lonborg, R ERA: 5.28 Ken Brett, L ERA: 2.7 Bobby Bolin, R ERA: 3.6 Sparky Lyle, L ERA: 1.45 Cal Koonce, R ERA: 7.84																										

Washington Senators @ Boston Red Sox  
Fenway Park, Boston, MA  
Tue May 25 1971, 7:05 PM EDT  
Att: 13,760 - Unknown

AB 42  
R 6  
H 12  
RBI 6  
BB 4  
SO 9  
LOB 22



Batter	1	2	3	4	5	6	7	8	9	10	11	AB	R	H	RBI	BB	SO	LOB	BOTTOM					
Luis Aparicio, R OBP: 0.222, SLG: 0.275 (1, 6)	6-3		F8	5-3		FC5		L5			6-3	6	0	0	0	0	4							
Reggie Smith, S OBP: 0.366, SLG: 0.515 (1, 9)	F9											6	1	1	1	0	3	1						
Carl Yastrzemski, L OBP: 0.472, SLG: 0.551 (1, 7)	2B 1B		HR									1	2	1	0	5	0	0						
Rico Petrocelli, R OBP: 0.381, SLG: 0.414 (1, 5)	FC5 1B		6-3									5	0	2	1	0	1	3						
George Scott, R OBP: 0.340, SLG: 0.432 (1, 3)	FC5		5-3									5	0	0	1	0	0	5						
Billy Conigliaro, R OBP: 0.328, SLG: 0.486 (1, 8)												5	1	3	0	0	0	2						
Duane Josephson, R OBP: 0.273, SLG: 0.381 (1, 2)			F8									4	1	1	0	1	0	2						
Doug Griffin, R OBP: 0.331, SLG: 0.343 (1, 4)			P3									4	0	2	1	0	0	2						
Jim Lonborg, R ERA: 4.08 Denny Riddleberger, L ERA: 7.79 Horacio Pina, R ERA: 3.15 Jim Shellenback, L ERA: 4.91 Casey Cox, R ERA: 4.37	5-3											1	0	0	0	0	0	1						
<b>Inning Stats</b>	R: 1 E: 0 K: 0 S: 5	H: 2 LOB: 1 BB: 0 P: 5	R: 0 E: 0 K: 0 S: 4	H: 1 LOB: 1 BB: 0 P: 4	R: 1 E: 0 K: 0 S: 4	H: 1 LOB: 1 BB: 0 P: 8	R: 1 E: 0 K: 0 S: 5	H: 2 LOB: 1 BB: 0 P: 5	R: 0 E: 0 K: 1 S: 4	H: 1 LOB: 2 BB: 0 P: 5	R: 1 E: 0 K: 1 S: 6	H: 1 LOB: 1 BB: 1 P: 10	R: 1 E: 1 K: 1 S: 6	H: 1 LOB: 1 BB: 1 P: 10	R: 0 E: 0 K: 0 S: 3	H: 0 LOB: 1 BB: 1 P: 7	R: 0 E: 0 K: 0 S: 3	H: 1 LOB: 0 BB: 0 P: 3	R: 0 E: 0 K: 1 S: 5	H: 0 LOB: 1 BB: 1 P: 9	1B: 4 2B: 5 3B: 0 HR: 1	SF: 2 SAC: 1 DP: 1 HBP: 1	WP: 0 PB: 0 SB: 0 CS: 0	PA: 49
<b>PITCHER</b>	IP: 6.0 WLS: 28 BF: 28 H: 7 R: 3 ER: 3 SO: 1 BB: 2 IBB: 0 HBP: 1 BLK: 0 WP: 0 HR: 1 S: 27 P: 36 ERA: 4.50 WHIP: 1.500	IP: 1.0 WLS: 4 BF: 4 H: 0 R: 0 ER: 0 SO: 1 BB: 1 IBB: 0 HBP: 0 BLK: 0 WP: 0 HR: 0 S: 5 P: 9 ERA: 0.00 WHIP: 1.000																						
Bill Gogolewski, R ERA: 4.08 Denny Riddleberger, L ERA: 7.79 Horacio Pina, R ERA: 3.15 Jim Shellenback, L ERA: 4.91 Casey Cox, R ERA: 4.37																								

Washington Senators @ Boston Red Sox  
Fenway Park, Boston, MA  
Tue May 25 1971, 7:05 PM EDT  
Att: 13,760 - Unknown

AB 39  
R 5  
H 10  
RBI 5  
BB 6  
SO 4  
LOB 22



Batter	1	2	3	4	5	6	7	8	9	AB	R	H	RBI	BB	SO	LOB	TOP			
Del Unser, L OBP: 0.356, SLG: 0.423 (1, 8)	F9		1B		2H 1B		BB			3	0	2	1	1	0	0	<b>Washington Senators @ Boston Red Sox</b> Fenway Park, Boston, MA Wed May 26 1971, 7:05 PM EDT Att: 13,526 - Unknown			
Joe Foy, R OBP: 0.359, SLG: 0.302 (1, 5)	6-3		K		F8		P5			4	0	0	0	0	1	3				
Don Mincher, L OBP: 0.382, SLG: 0.423 (1, 3)	G3		K		L6				P6	4	0	0	0	0	1	2				
Frank Howard, R OBP: 0.380, SLG: 0.487 Elliott Maddox, R OBP: 0.292, SLG: 0.183 (8, PR) (8, 7)		1B 2B		K		F9		G3-6-3 1B		4	1	2	0	0	1	0				
Larry Bittner, L OBP: 0.364, SLG: 0.300 (1, 9)		E S 2H 1B		5-3		2B 1B		G3-6-3		4	0	2	1	0	0	1				
Paul Casanova, R OBP: 0.278, SLG: 0.392 (1, 2)	F7			PB 1B		K		6-3		4	0	1	0	0	1	2				
Toby Harrah, R OBP: 0.291, SLG: 0.278 (1, 6)	F7		L3						K	4	0	1	0	0	1	2				
Tim Cullen, R OBP: 0.214, SLG: 0.203 Bernie Allen, L OBP: 0.316, SLG: 0.396 (9, PH)	K			SH1-4 1B			G3		F7	3	1	1	0	0	1	1				
Gerry Janeski, R OBP: 0.125, SLG: 0.125 Tom McCraw, L OBP: 0.286, SLG: 0.459 Jim Shellenback, L (7, 1)			P6		SH1-4		K			1	0	0	0	0	0	0				
										1	0	0	0	0	1	0				
										0	0	0	0	0	0	0				
<b>Inning Stats</b>	R: 0 E: 0 K: 0 S: 3	H: 0 LOB: 0 BB: 0 P: 3	R: 1 E: 0 K: 1 S: 7	H: 2 LOB: 1 BB: 0 P: 7	R: 0 E: 0 K: 2 S: 8	H: 1 LOB: 1 BB: 0 P: 8	R: 0 E: 0 K: 1 S: 6	H: 1 LOB: 1 BB: 0 P: 6	R: 1 E: 0 K: 0 S: 5	H: 2 LOB: 2 BB: 0 P: 5	R: 0 E: 0 K: 1 S: 6	H: 0 LOB: 1 BB: 1 P: 9	R: 0 E: 0 K: 0 S: 3	H: 1 LOB: 1 BB: 0 P: 3	R: 0 E: 0 K: 1 S: 5	H: 0 LOB: 0 BB: 0 P: 5	1B: 7 2B: 2 3B: 0 HR: 0	SF: 0 SAC: 1 DP: 1 HBP: 0	WP: 0 PB: 1 SB: 2 CS: 0	PA: 35
<b>PITCHER</b> Ray Culp, R ERA: 4.15 (1, 1)	IP: 9.0 WLS: W BF: 35 H: 9 R: 2 ER: 2 SO: 7 BB: 1 IBB: 0 HBP: 0 BLK: 0 WP: 0 HR: 0 S: 48 P: 52 ERA: 2.00 WHIP: 1.111															<b>PITCHER</b>				

Batter	1	2	3	4	5	6	7	8	9	AB	R	H	RBI	BB	SO	LOB	BOTTOM			
Luis Aparicio, R OBP: 0.223, SLG: 0.270 (1, 6)	F2	5-3		1-3		BB				3	0	0	0	1	0	3	<b>Washington Senators @ Boston Red Sox</b> Fenway Park, Boston, MA Wed May 26 1971, 7:05 PM EDT Att: 13,526 - Unknown			
Reggie Smith, S OBP: 0.383, SLG: 0.515 (1, 9)	G3		3-1 SF9 2B		F7		K			4	1	1	0	0	1	2				
Carl Yastrzemski, L OBP: 0.473, SLG: 0.553 (1, 7)			3-1		E9 2B		K			3	0	1	0	1	1	1				
Rico Petrocelli, R OBP: 0.378, SLG: 0.413 (1, 5)	P5		SF9		FC6 G6-4-3 1B					3	0	1	1	0	0	2				
George Scott, R OBP: 0.337, SLG: 0.433 (1, 3)		2-3			G6-4-3 1-2F		K			4	0	1	0	0	1	3				
Billy Conigliaro, R OBP: 0.325, SLG: 0.500 (1, 8)		1B 2B		K		SH3 1B 2B		1-3		4	2	2	0	0	1	2				
Doug Griffin, R OBP: 0.331, SLG: 0.343 (1, 4)		1B 1B		1-3		SH3		K		3	0	1	1	0	1	0				
Bob Montgomery, R OBP: 0.750, SLG: 0.750 (1, 2)				SH1-4 1B		SH1-4 1B		1-3		4	0	3	1	0	0	0				
Ray Culp, R OBP: 0.136, SLG: 0.136 (1, 1)	K			SH1-4		SH1-4		L7		2	0	0	0	0	1	2				
										1B: 5 2B: 5 3B: 0 HR: 0	SF: 1 SAC: 3 DP: 1 HBP: 0	WP: 0 PB: 0 SB: 0 CS: 0	PA: 36							
<b>Inning Stats</b>	R: 0 E: 0 K: 0 S: 3	H: 0 LOB: 1 BB: 1 P: 7	R: 1 E: 0 K: 1 S: 8	H: 3 LOB: 2 BB: 0 P: 8	R: 1 E: 0 K: 1 S: 7	H: 2 LOB: 1 BB: 0 P: 7	R: 0 E: 0 K: 0 S: 4	H: 1 LOB: 1 BB: 0 P: 4	R: 0 E: 1 K: 0 S: 4	H: 1 LOB: 1 BB: 0 P: 4	R: 1 E: 0 K: 1 S: 7	H: 2 LOB: 2 BB: 1 P: 11	R: 0 E: 0 K: 2 S: 8	H: 1 LOB: 1 BB: 0 P: 8	R: 0 E: 0 K: 1 S: 5	H: 0 LOB: 0 BB: 0 P: 5	1B: 5 2B: 5 3B: 0 HR: 0	SF: 1 SAC: 3 DP: 1 HBP: 0	WP: 0 PB: 0 SB: 0 CS: 0	PA: 36
<b>PITCHER</b> Gerry Janeski, R ERA: 3.7 Jim Shellenback, L ERA: 4.63 (7, 1)	IP: 6.0 WLS: L BF: 29 H: 9 R: 3 ER: 3 SO: 3 BB: 2 IBB: 0 HBP: 0 BLK: 0 WP: 0 HR: 0 S: 33 P: 41 ERA: 4.50 WHIP: 1.833															<b>PITCHER</b>				



Batter	1	2	3	4	5	6	7	8	9	AB	R	H	RBI	BB	SO	LOB	TOP								
<b>Freddie Patek, R</b> OBP: 0.306, SLG: 0.316 (1, 6)										5	0	0	0	0	0	1									
<b>Paul Schaaf, R</b> OBP: 0.404, SLG: 0.448 (1, 5)										5	1	1	0	0	0	1									
<b>Amos Otis, R</b> OBP: 0.329, SLG: 0.472 (1, 8)										5	0	1	0	0	0	1									
<b>Ed Kirkpatrick, L</b> OBP: 0.345, SLG: 0.331 (1, 7)										4	2	1	0	1	0	1									
<b>Cookie Rojas, R</b> OBP: 0.387, SLG: 0.404 (1, 4)										3	1	3	1	1	0	0									
<b>Bob Oliver, R</b> OBP: 0.286, SLG: 0.328 (1, 3)										4	0	1	0	0	2	4									
<b>Joe Keough, L</b> OBP: 0.341, SLG: 0.295 (1, 9)										2	1	1	1	2	0	0									
<b>Jerry May, R</b> OBP: 0.313, SLG: 0.366 (1, 2)										2	0	1	2	0	1	0									
<b>Ken Wright, R</b> OBP: 0.154, SLG: 0.083 (1, 1)										4	0	0	0	0	2	5									
<b>Inning Stats</b>	R: 2 E: 1 K: 1 S: 7	H: 2 LOB: 1 BB: 1 P: 11	R: 1 E: 0 K: 0 S: 5	H: 2 LOB: 1 BB: 0 P: 5	R: 0 E: 0 K: 0 S: 3	H: 0 LOB: 1 BB: 1 P: 7	R: 0 E: 0 K: 2 S: 7	H: 0 LOB: 0 BB: 0 P: 7	R: 0 E: 0 K: 0 S: 3	H: 0 LOB: 0 BB: 0 P: 3	R: 1 E: 0 K: 1 S: 7	H: 2 LOB: 2 BB: 1 P: 11	R: 0 E: 0 K: 0 S: 3	H: 0 LOB: 0 BB: 0 P: 3	R: 1 E: 0 K: 0 S: 7	H: 2 LOB: 2 BB: 1 P: 11	R: 0 E: 0 K: 0 S: 4	H: 1 LOB: 1 BB: 0 P: 4	1B: 7 2B: 1 3B: 0 HR: 1	SF: 2 SAC: 0 DP: 0 HBP: 0	WP: 1 PB: 0 SB: 1 CS: 0	PA: 40			
<b>PITCHER</b>	IP	WLS	BF	H	R	ER	SO	BB	IBB	HBP	BLK	WP	HR	S	P	ERA	WHIP								
<b>Denny McLain, R</b> ERA: 4.07 (1, 1)	7.0	L	30	6	4	3	4	2	1	0	0	1	1	35	47	3.86	1.143								
<b>Jim Shellenback, L</b> ERA: 4.62 (8, 1)	2.0		10	3	1	1	1	1	0	0	0	0	0	11	15	4.50	2.000								

**Kansas City Royals @ Washington Senators**  
**Robert F. Kennedy Memorial Stadium, Washington, DC**  
 Fri May 28 1971, 7:05 PM EDT  
 Att: 4,139 - Unknown

AB	34
R	5
H	9
RBI	4
BB	4
SO	5
LOB	13



Batter	1	2	3	4	5	6	7	8	9	AB	R	H	RBI	BB	SO	LOB	BOTTOM								
<b>Del Unser, L</b> OBP: 0.350, SLG: 0.409 (1, 8)										4	0	0	0	0	1	2									
<b>Bernie Allen, L</b> OBP: 0.323, SLG: 0.414 (1, 5)										4	0	2	0	0	1	0									
<b>Don Mincher, L</b> OBP: 0.373, SLG: 0.410 (1, 3)										4	0	0	0	0	1	2									
<b>Frank Howard, R</b> OBP: 0.367, SLG: 0.470 (1, 7)										4	0	0	0	0	3	2									
<b>Larry Bittner, L</b> OBP: 0.370, SLG: 0.320 (1, 9)										4	0	1	0	0	0	0									
<b>Paul Casanova, R</b> OBP: 0.276, SLG: 0.383 (1, 2)										4	0	1	0	0	2	2									
<b>Toby Harrah, R</b> OBP: 0.293, SLG: 0.291 (1, 6)										3	0	1	0	1	0	0									
<b>Tim Cullen, R</b> OBP: 0.215, SLG: 0.199 (1, 4)										1	0	0	0	1	0	0									
<b>Tom McCraw, L</b> OBP: 0.283, SLG: 0.453 (7, PH)										1	0	0	0	0	0	2									
<b>Jim Shellenback, L</b> OBP: 0.286, SLG: 0.208 (8, PH)										0	0	0	0	0	0	0									
<b>Elliott Maddox, R</b> OBP: 0.286, SLG: 0.208 (9, PH)										1	0	0	0	0	0	1									
<b>Denny McLain, R</b> OBP: 0.167, SLG: 0.217 (1, 1)										1	0	1	0	0	0	0									
<b>Dick Billings, R</b> OBP: 0.277, SLG: 0.304 (7, PH)										1	0	0	0	0	1	2									
<b>Inning Stats</b>	R: 0 E: 0 K: 2 S: 7	H: 0 LOB: 0 BB: 0 P: 7	R: 0 E: 0 K: 2 S: 7	H: 0 LOB: 0 BB: 0 P: 7	R: 0 E: 0 K: 0 S: 3	H: 0 LOB: 1 BB: 1 P: 7	R: 0 E: 0 K: 2 S: 9	H: 2 LOB: 2 BB: 0 P: 9	R: 0 E: 0 K: 0 S: 4	H: 1 LOB: 1 BB: 0 P: 4	R: 0 E: 0 K: 0 S: 3	H: 0 LOB: 0 BB: 0 P: 3	R: 0 E: 0 K: 1 S: 7	H: 2 LOB: 2 BB: 0 P: 7	R: 0 E: 0 K: 0 S: 8	H: 1 LOB: 1 BB: 0 P: 8	R: 0 E: 0 K: 0 S: 3	H: 0 LOB: 1 BB: 1 P: 7	1B: 5 2B: 1 3B: 0 HR: 0	SF: 0 SAC: 1 DP: 0 HBP: 0	WP: 0 PB: 0 SB: 0 CS: 0	PA: 35			
<b>PITCHER</b>	IP	WLS	BF	H	R	ER	SO	BB	IBB	HBP	BLK	WP	HR	S	P	ERA	WHIP								
<b>Ken Wright, R</b> ERA: 2.75 (1, 1)	9.0	W	35	6	0	0	9	2	0	0	0	0	0	51	59	0.00	0.889								

**Kansas City Royals @ Washington Senators**  
**Robert F. Kennedy Memorial Stadium, Washington, DC**  
 Fri May 28 1971, 7:05 PM EDT  
 Att: 4,139 - Unknown

AB	32
R	0
H	6
RBI	0
BB	2
SO	9
LOB	13








Batter	1	2	3	4	5	6	7	8	9	AB	R	H	RBI	BB	SO	LOB
Roger Repoz, L (1.8) OBP: 0.417, SLG: 0.438 (8, 3)	L3															
Syd O'Brien, R (9, PH) OBP: 0.267, SLG: 0.364				K	BB			2B								
Alex Johnson, R (1.7) OBP: 0.299, SLG: 0.311	6-3			4-3	F9			1B								
Jim Fregosi, R (1.6) OBP: 0.321, SLG: 0.333	6-3			5-3				4-3								
Jim Spencer, L (1.3) OBP: 0.259, SLG: 0.343 Billy Cowan, R (8, PH) OBP: 0.263, SLG: 0.222 (8, 9)		P4			K	G3-6-3		F2								
Ken McMullen, R (1.5) OBP: 0.309, SLG: 0.429		F2			HR	K										
Tony Conigliaro, R (1.9) OBP: 0.313, SLG: 0.383 Mel Queen, L (8, 1)		F8														
John Stephenson, L (1.2) OBP: 0.368, SLG: 0.438				F8												
Sandy Alomar Sr., S (1.4) OBP: 0.262, SLG: 0.264				K												
Jim Maloney, L (1.1) Lloyd Allen, R (5, 1) Dave LaRoche, L (8, 1) Tony Esposito, R (8, PH) Ken Berry, R (9, PH)				K												

Inning Stats	R: 0	H: 0	E: 0	LOB: 0	K: 0	BB: 0	S: 3	P: 3									
<b>PITCHER</b>	IP	WLS	BF	H	R	ER	SO	BB	IBB	HBP	BLK	WP	HR	S	P	ERA	WHIP
Dick Bosman, R (1.1) ERA: 4.41	7.0	W	28	6	4	4	6	3	0	0	0	0	1	37	49	5.14	1.286
Horacio Pina, R (8, 1) ERA: 3.39	0.1		2	1	0	0	0	0	0	0	0	0	0	2	2	0.00	3.000
Joe Grzenda, L (8, 1) ERA: 0.9	0.1		1	0	0	0	0	0	0	0	0	0	0	1	1	0.00	0.000
Casey Cox, R (8, 1) ERA: 4.24	0.2		4	2	1	1	0	0	0	0	0	0	0	4	4	13.50	3.000
Paul Lindblad, L (9, 1) ERA: 2.22	0.2	S	3	1	0	0	1	0	0	0	0	0	0	5	5	0.00	1.500

**California Angels @ Washington Senators**  
 Robert F. Kennedy Memorial Stadium, Washington, DC  
 Tue Jun 01 1971, 7:05 PM EDT  
 Att: 3,675 - Unknown

AB 35  
R 5  
H 10  
RBI 5  
BB 3  
SO 7  
LOB 12




Batter	1	2	3	4	5	6	7	8	9	AB	R	H	RBI	BB	SO	LOB
Tom McCraw, L (1.8) OBP: 0.281, SLG: 0.444 Elliott Maddox, R (6, PH) OBP: 0.301, SLG: 0.266 (7, 8)	F7		F9	P6												
Bernie Allen, L (1.5) OBP: 0.333, SLG: 0.453 Don Wert, R (6, PH) OBP: 0.200, SLG: 0.115 (7, 5)	F9		1B	K				HR								
Don Mincher, L (1.3) OBP: 0.376, SLG: 0.408			1B													
Frank Howard, R (1.7) OBP: 0.365, SLG: 0.466 Dick Billings, R (8, PR) OBP: 0.277, SLG: 0.304 (9, 7)	FC4		1B	E6												
Larry Bittner, L (1.9) OBP: 0.444, SLG: 0.394			FC5	F5												
Paul Casanova, R (1.2) OBP: 0.286, SLG: 0.360			K	G6-4-3												
Toby Harrah, R (1.6) OBP: 0.307, SLG: 0.309			1-3	F9												
Tim Cullen, R (1.4) OBP: 0.244, SLG: 0.212				SH												
Dick Bosman, R (1.1) OBP: 0.214, SLG: 0.120 Horacio Pina, R (8, 1) Joe Grzenda, R (8, 1) Casey Cox, R (8, 1) OBP: 0.200, SLG: 0.143 Paul Lindblad, L (9, 1) OBP: 0.200, SLG: 0.200			FC5	SH												

Inning Stats	R: 0	H: 0	E: 0	LOB: 1	K: 0	BB: 1	S: 3	P: 7									
<b>PITCHER</b>	IP	WLS	BF	H	R	ER	SO	BB	IBB	HBP	BLK	WP	HR	S	P	ERA	WHIP
Jim Maloney, R (1.1) ERA: 6.0	4.2	L	26	5	3	2	2	5	1	0	0	0	0	3	3	3.86	2.143
Lloyd Allen, R (5, 1) ERA: 4.91	0.1		1	0	0	0	1	0	0	0	0	0	0	3	3	0.00	0.000
Dave LaRoche, L (6, 1) ERA: 1.82	2.0		11	4	3	3	0	0	1	0	0	0	1	10	14	13.50	2.000
Mel Queen, R (8, 1) ERA: 0.78	1.0		5	1	0	0	0	0	1	0	0	0	0	4	8	0.00	1.000

**California Angels @ Washington Senators**  
 Robert F. Kennedy Memorial Stadium, Washington, DC  
 Tue Jun 01 1971, 7:05 PM EDT  
 Att: 3,675 - Unknown

AB 34  
R 6  
H 10  
RBI 6  
BB 8  
SO 3  
LOB 25



Batter	1	2	3	4	5	6	7	8	9	AB	R	H	RBI	BB	SO	LOB	TOP				
Roger Repoz, L OBP: 0.405, SLG: 0.420 (1, 8)										4	0	0	0	0	1	2	<b>California Angels @ Washington Senators</b> Robert F. Kennedy Memorial Stadium, Washington, DC Wed Jun 02 1971, 7:05 PM EDT Att: 3,606 - Unknown <a href="http://livebaseballscorecards.com">livebaseballscorecards.com</a>				
Alex Johnson, R OBP: 0.307, SLG: 0.313 (1, 7)										2	0	1	0	1	0	0					
Jim Fregosi, R OBP: 0.318, SLG: 0.323 (1, 6)										3	0	0	0	1	1	2					
Jim Spencer, L OBP: 0.259, SLG: 0.341 (1, 3)										4	0	1	0	0	0	4					
Ken McMullen, R OBP: 0.308, SLG: 0.422 (1, 5)										3	0	0	0	1	0	0					
Tony Conigliaro, R OBP: 0.319, SLG: 0.388 (1, 9)										3	1	2	0	0	0	2					
John Stephenson, L OBP: 0.378, SLG: 0.458 (1, 2)										3	1	2	0	0	0	1					
Sandy Alomar Sr., S OBP: 0.283, SLG: 0.265 (1, 4)										3	0	1	1	0	0	1					
Clyde Wright, R OBP: 0.200, SLG: 0.212 (1, 1)										2	0	1	1	1	0	1					
<b>Inning Stats</b>	R: 0 E: 0 K: 0 S: 3	H: 0 LOB: 1 BB: 1 P: 7	R: 2 E: 0 K: 0 S: 6	H: 4 LOB: 1 BB: 0 P: 6	R: 0 E: 0 K: 0 S: 4	H: 2 LOB: 2 BB: 1 P: 8	R: 0 E: 0 K: 0 S: 3	H: 1 LOB: 0 BB: 0 P: 3	R: 0 E: 0 K: 1 S: 5	H: 0 LOB: 0 BB: 0 P: 5	R: 0 E: 0 K: 0 S: 4	H: 1 LOB: 1 BB: 0 P: 4	R: 0 E: 0 K: 1 S: 5	H: 0 LOB: 3 BB: 2 P: 14	R: 0 E: 0 K: 0 S: 1	H: 0 LOB: 0 BB: 0 P: 1		1B: 7 2B: 1 3B: 0 HR: 0	SF: 0 SAC: 0 DP: 1 HBP: 1	WP: 0 PB: 0 SB: 1 CS: 1	PA: 32
<b>PITCHER</b> Denny McLain, R ERA: 3.95 (1, 1)	IP: 7.1 WLS: L BF: 32 H: 8 R: 2 ER: 2 SO: 2 BB: 4 IBB: 0 HBP: 1 BLK: 0 WP: 0 HR: 0 S: 31 P: 48 ERA: 2.46 WHIP: 1.636																				
<b>Batter</b>	<b>1</b>	<b>2</b>	<b>3</b>	<b>4</b>	<b>5</b>	<b>6</b>	<b>7</b>	<b>8</b>	<b>9</b>	<b>AB</b>	<b>R</b>	<b>H</b>	<b>RBI</b>	<b>BB</b>	<b>SO</b>	<b>LOB</b>	<b>BOTTOM</b>				
Toby Harrah, R OBP: 0.314, SLG: 0.311 (1, 6)										2	1	1	0	1	0	0	<b>California Angels @ Washington Senators</b> Robert F. Kennedy Memorial Stadium, Washington, DC Wed Jun 02 1971, 7:05 PM EDT Att: 3,606 - Unknown <a href="http://livebaseballscorecards.com">livebaseballscorecards.com</a>				
Elliott Maddox, R OBP: 0.302, SLG: 0.268 (1, 8)										3	0	1	0	0	0	1					
Frank Howard, R OBP: 0.370, SLG: 0.466 (1, 3)										2	0	1	0	1	0	0					
Dick Billings, R OBP: 0.260, SLG: 0.296 (1, 7)										3	0	0	0	0	0	3					
Larry Bittner, L OBP: 0.410, SLG: 0.361 (1, 9)										3	0	0	0	0	1	2					
Paul Casanova, R OBP: 0.287, SLG: 0.360 (1, 2)										3	0	1	0	0	1	2					
Don Wert, R OBP: 0.182, SLG: 0.103 (1, 5)										3	0	0	0	0	0	1					
Tim Cullen, R OBP: 0.240, SLG: 0.208 (1, 4)										3	0	0	0	0	0	1					
Denny McLain, R OBP: 0.154, SLG: 0.200 (1, 1)										2	0	0	0	0	1	0					
<b>Inning Stats</b>	R: 1 E: 1 K: 1 S: 6	H: 1 LOB: 2 BB: 2 P: 14	R: 0 E: 0 K: 0 S: 3	H: 0 LOB: 0 BB: 0 P: 3	R: 0 E: 0 K: 0 S: 4	H: 2 LOB: 1 BB: 0 P: 4	R: 0 E: 0 K: 0 S: 4	H: 1 LOB: 1 BB: 0 P: 4	R: 0 E: 0 K: 1 S: 5	H: 0 LOB: 0 BB: 0 P: 5	R: 0 E: 0 K: 0 S: 3	H: 0 LOB: 0 BB: 0 P: 3	R: 0 E: 0 K: 1 S: 5	H: 0 LOB: 0 BB: 0 P: 5	R: 0 E: 0 K: 0 S: 5	H: 0 LOB: 0 BB: 0 P: 5		1B: 4 2B: 0 3B: 0 HR: 0	SF: 0 SAC: 0 DP: 1 HBP: 0	WP: 0 PB: 0 SB: 0 CS: 0	PA: 26
<b>PITCHER</b> Clyde Wright, L ERA: 2.83 (1, 1)	IP: 7.0 WLS: W BF: 26 H: 4 R: 1 ER: 1 SO: 3 BB: 2 IBB: 0 HBP: 0 BLK: 0 WP: 0 HR: 0 S: 30 P: 38 ERA: 1.29 WHIP: 0.857																				















Batter	1	2	3	4	5	6	7	8	9	AB	R	H	RBI	BB	SO	LOB	TOP										
<b>Toby Harrah, R</b> OBP: 0.327, SLG: 0.322 (1, 6)	5-3		FC5 1B			2B 3B	5-3			4	1	2	0	0	0	0	<b>Washington Senators @ California Angels</b> Anaheim Stadium, Anaheim, CA Sat Jun 12, 1971, 10:05 PM EDT Att: 12,836 - Unknown <a href="http://livebaseballscorecards.com">livebaseballscorecards.com</a>										
<b>Elliott Maddox, R</b> OBP: 0.293, SLG: 0.245 (1, 5)	F 1B BB		FC5 1-2 2-3f			P4		F7		3	0	0	0	1	0	3											
<b>Frank Howard, R</b> OBP: 0.380, SLG: 0.488 (1, 3)	E6 1-3 1B		6-3			2B 1BB		5-3		3	1	1	0	1	0	2											
<b>Frank Fernandez, R</b> OBP: 0.205, SLG: 0.094 <b>Tom McCraw, L</b> OBP: 0.230, SLG: 0.473 (7, 7)	G1-4-3			5-3		K		PB BB		3	0	0	0	0	1	4											
<b>Dick Billings, R</b> OBP: 0.239, SLG: 0.250 (1, 9)										0	0	0	0	1	0	0											
<b>Paul Casanova, R</b> OBP: 0.254, SLG: 0.331 (1, 2)	F8		G6-4-3			1B 2B		PO BB		2	1	1	2	1	1	0											
<b>Del Unser, L</b> OBP: 0.332, SLG: 0.371 (1, 8)	F8							PO	4-3	4	0	1	1	0	0	1											
<b>Tim Cullen, R</b> OBP: 0.239, SLG: 0.223 (1, 4)										4	0	0	0	0	1	0											
<b>Dick Bosman, R</b> OBP: 0.212, SLG: 0.103 <b>Joe Grzenda, R</b> (8, 1) <b>Horacio Pina, R</b> (8, 1) <b>Paul Lindblad, L</b> OBP: 0.143, SLG: 0.143 (9, 1)			FC5 1B BB							2	0	0	0	1	1	0											
<b>Inning Stats</b>	R: 0 E: 1 K: 0 S: 3	H: 1 LOB: 1 BB: 1 P: 7	R: 0 E: 0 K: 1 S: 5	H: 0 LOB: 0 BB: 0 P: 5	R: 0 E: 0 K: 1 S: 6	H: 1 LOB: 2 BB: 1 P: 10	R: 0 E: 0 K: 0 S: 2	H: 0 LOB: 0 BB: 0 P: 3	R: 0 E: 0 K: 2 S: 7	H: 0 LOB: 0 BB: 0 P: 7	R: 3 E: 0 K: 1 S: 8	H: 3 LOB: 1 BB: 1 P: 12	R: 0 E: 0 K: 0 S: 3	H: 0 LOB: 0 BB: 0 P: 3	R: 0 E: 0 K: 0 S: 2	H: 0 LOB: 0 BB: 2 P: 10		R: 0 E: 0 K: 0 S: 3	H: 0 LOB: 0 BB: 3 P: 3	1B: 3 2B: 1 3B: 1 HR: 0	SF: 0 SAC: 0 DP: 2 HBP: 1	WP: 0 PB: 2 CS: 0	PA: 36				
<b>PITCHER</b>	IP	WLS	BF	H	R	ER	SO	BB	IBB	HBP	BLK	WP	HR	S	P	ERA	WHIP										
<b>Andy Hassler, L</b> ERA: 3.6 (1, 1)	6.0	L	25	5	3	3	5	2	1	1	0	0	0	31	44	4.50	1.167										
<b>Eddie Fisher, R</b> ERA: 2.27 (7, 1)	2.0		7	0	0	0	0	2	0	0	0	0	0	5	13	0.00	1.000										
<b>Lloyd Allen, R</b> ERA: 5.34 (9, 1)	1.0		3	0	0	0	0	0	0	0	0	0	0	3	3	0.00	0.000										

Batter	1	2	3	4	5	6	7	8	9	AB	R	H	RBI	BB	SO	LOB	BOTTOM										
<b>Sandy Alomar Sr., S</b> OBP: 0.266, SLG: 0.267 (1, 4)	F8			4-3		F7		1B 4-3 BB		3	1	0	0	1	0	1	<b>Washington Senators @ California Angels</b> Anaheim Stadium, Anaheim, CA Sat Jun 12, 1971, 10:05 PM EDT Att: 12,836 - Unknown <a href="http://livebaseballscorecards.com">livebaseballscorecards.com</a>										
<b>Jim Spencer, L</b> OBP: 0.274, SLG: 0.358 <b>Billy Cowan, R</b> OBP: 0.308, SLG: 0.440 (8, PH) (9, 9)	P6					FC4-3 1B		4-3 HBP 1B		3	0	2	0	0	0	0											
<b>Jim Fregosi, R</b> OBP: 0.314, SLG: 0.347 (1, 6)	K					FC4-3 FC4-6		4-3 HBP		3	0	0	0	0	2	3											
<b>Tony Gonzalez, L</b> OBP: 0.311, SLG: 0.278 <b>Lloyd Allen, R</b> (9, 1)	F8			4-3		FC4-6		4-3		4	0	0	1	0	0	5											
<b>Ken McMullen, R</b> OBP: 0.300, SLG: 0.407 (1, 5)	P4									4	0	1	0	0	1	2											
<b>John Stephenson, L</b> OBP: 0.361, SLG: 0.430 <b>Giraldo Ruiz, S</b> OBP: 0.333, SLG: 0.231 (9, PH) (1, 2)	F9					1B 1B				3	0	1	0	0	0	0											
<b>Roger Repoz, L</b> OBP: 0.365, SLG: 0.358 (9, 3)										0	0	0	0	0	0	2											
<b>Jerry Moses, R</b> OBP: 0.263, SLG: 0.368 (9, PH) (1, 8)										0	0	0	0	1	0	0											
<b>Ken Berry, R</b> OBP: 0.291, SLG: 0.352 (1, 8)										3	1	0	0	1	0	3											
<b>Andy Hassler, L</b> (1, 1) <b>Syd O'Brien, R</b> OBP: 0.270, SLG: 0.371 <b>Eddie Fisher, R</b> (7, 1) <b>Alex Johnson, R</b> OBP: 0.306, SLG: 0.308 (8, PH) (9, 7)	F8					1B 1B		F8	P4	1	0	0	0	0	0	0											
<b>Inning Stats</b>	R: 0 E: 0 K: 1 S: 5	H: 0 LOB: 0 BB: 0 P: 5	R: 0 E: 0 K: 0 S: 3	H: 0 LOB: 0 BB: 0 P: 3	R: 0 E: 0 K: 1 S: 6	H: 1 LOB: 1 BB: 0 P: 6	R: 0 E: 0 K: 0 S: 4	H: 2 LOB: 1 BB: 0 P: 4	R: 0 E: 0 K: 0 S: 5	H: 2 LOB: 2 BB: 0 P: 5	R: 0 E: 0 K: 0 S: 3	H: 0 LOB: 0 BB: 0 P: 3	R: 2 E: 0 K: 1 S: 6	H: 1 LOB: 2 BB: 2 P: 15	R: 0 E: 0 K: 0 S: 3	H: 0 LOB: 1 BB: 1 P: 7	R: 0 E: 0 K: 0 S: 3	H: 0 LOB: 0 BB: 1 P: 7	1B: 5 2B: 1 3B: 0 HR: 0	SF: 0 SAC: 0 DP: 1 HBP: 1	WP: 0 PB: 0 CS: 0	PA: 36					
<b>PITCHER</b>	IP	WLS	BF	H	R	ER	SO	BB	IBB	HBP	BLK	WP	HR	S	P	ERA	WHIP										
<b>Dick Bosman, R</b> ERA: 4.21 (1, 1)	7.1	W	28	5	2	2	2	2	0	0	0	0	0	30	38	2.46	0.955										
<b>Joe Grzenda, L</b> ERA: 1.96 (8, 1)	0.0		1	1	0	0	0	0	0	0	0	0	0	1	1	∞	∞										
<b>Horacio Pina, R</b> ERA: 2.96 (8, 1)	0.2		3	0	0	0	1	0	0	1	0	0	0	4	5	0.00	0.000										
<b>Paul Lindblad, L</b> ERA: 2.88 (9, 1)	1.0	S	4	0	0	0	0	1	0	0	0	0	0	3	7	0.00	1.000										

Batter	1	2	3	4	5	6	7	8	9	AB	R	H	RBI	BB	SO	LOB	TOP										
<b>Del Unser, L</b> OBP: 0.343, SLG: 0.385 (1, 8)										4	2	3	0	1	0	0	<b>Washington Senators @ California Angels</b> Anaheim Stadium, Anaheim, CA Sun Jun 13 1971, 6:33 AM EDT Att: 20,051 - Unknown										
<b>Bernie Allen, L</b> OBP: 0.341, SLG: 0.419 (1, 5)										5	0	1	1	0	1	3											
<b>Don Mincher, L</b> OBP: 0.405, SLG: 0.426 <b>Tom McCraw, L</b> OBP: 0.290, SLG: 0.473 (9, PR) (9, 7)										3	0	1	0	2	0	1											
<b>Frank Howard, R</b> OBP: 0.381, SLG: 0.483 (9, 3)										4	0	1	0	1	1	3											
<b>Larry Blittner, L</b> OBP: 0.317, SLG: 0.271 <b>Elliott Maddox, R</b> OBP: 0.298, SLG: 0.262 (9, PH) (9, 8)										3	0	0	0	1	0	3											
<b>Paul Casanova, R</b> OBP: 0.253, SLG: 0.327 (1, 2)										5	1	1	0	0	3	6											
<b>Toby Harrah, R</b> OBP: 0.330, SLG: 0.339 (1, 6)										3	1	1	2	1	0	1											
<b>Tim Cullen, R</b> OBP: 0.239, SLG: 0.229 (1, 4)										4	0	1	0	0	1	3											
<b>Jackie Brown, R</b> <b>Casey Cox, R</b> OBP: 0.167, SLG: 0.116 (5, 1)										2	0	0	0	0	2	1											
										2	0	0	0	0	2	0											
<b>Inning Stats</b>	R: 0 E: 0 K: 0 S: 4	H: 1 LOB: 2 BB: 1 P: 8	R: 3 E: 0 K: 1 S: 9	H: 5 LOB: 1 BB: 0 P: 9	R: 0 E: 0 K: 1 S: 6	H: 1 LOB: 1 BB: 1 P: 6	R: 0 E: 0 K: 2 S: 7	H: 0 LOB: 1 BB: 1 P: 11	R: 0 E: 0 K: 0 S: 4	H: 1 LOB: 3 BB: 2 P: 12	R: 0 E: 0 K: 1 S: 5	H: 0 LOB: 0 BB: 0 P: 5	R: 0 E: 0 K: 1 S: 5	H: 0 LOB: 0 BB: 0 P: 5	R: 0 E: 0 K: 1 S: 5	H: 0 LOB: 0 BB: 0 P: 5	R: 2 E: 0 K: 3 S: 11	H: 2 LOB: 3 BB: 2 P: 19	1B: 5 2B: 4 3B: 0 HR: 1	SF: 0 SAC: 0 DP: 0 HBP: 0	WP: 0 PB: 0 SB: 2 CS: 0	PA: 42					
<b>PITCHER</b>	IP	WLS	BF	H	R	ER	SO	BB	IBB	HBP	BLK	WP	HR	S	P	ERA	WHIP	<b>PITCHER</b>									
<b>Jim Maloney, R</b> ERA: 6.14 (1, 1)	4.0	L	21	8	3	3	4	2	0	0	0	0	1	27	35	6.75	2.500										
<b>Archie Reynolds, R</b> ERA: 5.09 (5, 1)	1.0		5	0	0	0	0	1	1	0	0	0	0	3	11	0.00	1.000										
<b>Eddie Fisher, R</b> ERA: 2.21 (6, 1)	1.0		3	0	0	0	1	0	0	0	0	0	0	5	5	0.00	0.000										
<b>Mel Queen, R</b> ERA: 1.38 (7, 1)	2.2		11	1	2	2	4	1	1	0	1	0	0	17	25	6.75	0.750										
<b>Dave LaRoche, L</b> ERA: 1.45 (9, 1)	0.1		2	1	0	0	1	0	0	0	0	0	0	4	4	0.00	3.000										
<b>Batter</b>	<b>1</b>	<b>2</b>	<b>3</b>	<b>4</b>	<b>5</b>	<b>6</b>	<b>7</b>	<b>8</b>	<b>9</b>	<b>AB</b>	<b>R</b>	<b>H</b>	<b>RBI</b>	<b>BB</b>	<b>SO</b>	<b>LOB</b>	<b>BOTTOM</b>										
<b>Sandy Alomar Sr., S</b> OBP: 0.268, SLG: 0.267 (1, 4)										4	0	1	0	1	0	0	<b>Washington Senators @ California Angels</b> Anaheim Stadium, Anaheim, CA Sun Jun 13 1971, 6:33 AM EDT Att: 20,051 - Unknown										
<b>Jim Spencer, L</b> OBP: 0.279, SLG: 0.354 (1, 3)										2	0	0	0	2	0	1											
<b>Jim Fregosi, R</b> OBP: 0.313, SLG: 0.344 (1, 6)										4	1	1	0	0	0	3											
<b>Tony Gonzalez, L</b> OBP: 0.338, SLG: 0.298 (1, 7)										3	1	2	0	1	0	2											
<b>Ken McMullen, R</b> OBP: 0.305, SLG: 0.411 (1, 5)										3	0	2	1	0	0	2											
<b>John Stephenson, L</b> OBP: 0.395, SLG: 0.422 <b>Jerry Moses, R</b> OBP: 0.267, SLG: 0.371 (6, 2)										2	0	0	1	0	0	1											
<b>Roger Repoz, L</b> OBP: 0.363, SLG: 0.349 (1, 9)										3	0	0	0	1	0	3											
<b>Ken Berry, R</b> OBP: 0.284, SLG: 0.342 (1, 8)										4	0	0	0	0	1	5											
<b>Jim Maloney, L</b> OBP: 0.268, SLG: 0.267 <b>Archie Reynolds, R</b> OBP: 0.313, SLG: 0.354 <b>Graldo Ruiz, S</b> OBP: 0.214 <b>Eddie Fisher, R</b> OBP: 0.338, SLG: 0.344 <b>Alex Johnson, R</b> OBP: 0.326, SLG: 0.336 <b>Mel Queen, L</b> OBP: 0.267, SLG: 0.371 <b>Dave LaRoche, L</b> OBP: 0.268, SLG: 0.267 <b>Syd O'Brien, R</b> OBP: 0.268, SLG: 0.267 (11, 1) (5, PH) (8, 1) (5, PH) (7, 1) (9, 1) (9, PH)										1	0	0	0	0	0	0											
<b>Inning Stats</b>	R: 0 E: 0 K: 0 S: 4	H: 1 LOB: 2 BB: 1 P: 8	R: 0 E: 1 K: 0 S: 3	H: 0 LOB: 0 BB: 0 P: 3	R: 0 E: 0 K: 0 S: 3	H: 0 LOB: 0 BB: 0 P: 3	R: 2 E: 1 K: 1 S: 8	H: 3 LOB: 1 BB: 0 P: 8	R: 0 E: 0 K: 0 S: 4	H: 1 LOB: 2 BB: 1 P: 8	R: 0 E: 0 K: 0 S: 2	H: 2 LOB: 2 BB: 1 P: 8	R: 0 E: 0 K: 0 S: 3	H: 0 LOB: 1 BB: 1 P: 7	R: 0 E: 0 K: 0 S: 3	H: 0 LOB: 0 BB: 0 P: 3		1B: 7 2B: 1 3B: 0 HR: 0	SF: 0 SAC: 1 DP: 3 HBP: 0	WP: 1 PB: 0 SB: 1 CS: 0	PA: 37						
<b>PITCHER</b>	IP	WLS	BF	H	R	ER	SO	BB	IBB	HBP	BLK	WP	HR	S	P	ERA	WHIP	<b>PITCHER</b>									
<b>Jackie Brown, R</b> ERA: 2.7 (1, 1)	4.1		20	5	2	2	1	2	0	0	0	0	1	20	28	4.15	1.615										
<b>Casey Cox, R</b> ERA: 3.9 (5, 1)	4.2	W	17	2	0	0	0	3	0	0	0	0	0	14	26	0.00	1.071										

Batter	1	2	3	4	5	6	7	8	9	AB	R	H	RBI	BB	SO	LOB	TOP				
Del Unser, L OBP: 0.342, SLG: 0.382 (1, 8)	0-0 4-3		0-0 4-3				0-0 L9 BB 1B 1-2 3-H		0-0 FC3-6								4 0 1 1 0 0 1				
Bernie Allen, L OBP: 0.590, SLG: 0.442 Denny Riddleberger, R (7, 1)	0-0 1B			0-0 4-3 2B			4-0 1-2 BB		0-0 G3								3 0 2 0 1 0 1 0 0 0 0 0 0 0				
Don Mincher, L OBP: 0.402, SLG: 0.418 (1, 3)	0-0 P6			0-0 4-3 2-3			0-0 L9		4-0 G5-4-3 BB								3 0 0 0 1 0 4				
Frank Howard, R OBP: 0.374, SLG: 0.474 (1, 7)	0-0 P4			0-3 K			0-3 K		0-0 G5-4-3 1-2								4 0 0 0 0 2 5				
Larry Blittner, L OBP: 0.299, SLG: 0.254 (1, 9)		0-0 L9		0-0 P4			0-3 K		0-0 6-3								4 0 0 0 0 1 3				
Paul Casanova, R OBP: 0.258, SLG: 0.331 (1, 2)	0-0 4-3				0-0 F9				0-0 BB WP SF9 1B								4 1 2 0 0 0 0				
Toby Harrah, R OBP: 0.329, SLG: 0.333 (1, 6)	0-3 K				0-3 K			4-0 SF9 BB 1-2 FC3-6 BB		0-0 2-3 1-2							3 1 0 0 1 2 1				
Tim Cullen, R OBP: 0.244, SLG: 0.227 (1, 4)			0-0 F8		4-0 BB			4-0 FC3-6 1-2 2-3 BB		0-0 F8							2 0 0 0 2 0 1				
Gerry Janeski, R OBP: 0.214, SLG: 0.214 Tom McCraw, L OBP: 0.287, SLG: 0.468 Jim Shellenback, L (5, 1) Elliott Maddox, R OBP: 0.294, SLG: 0.259 (7, 5)	0-0 F9			0-0 F9		0-0 4-3		0-0 SF9		0-0 5-3							1 0 0 0 0 0 0 1 0 0 0 0 0 1 0 0 0 0 0 0 0 1 0 0 1 0 0 1				
<b>Inning Stats</b>	R: 0 E: 0 K: 0 S: 4	H: 1 LOB: 1 BB: 0 P: 4	R: 0 E: 0 K: 1 S: 5	H: 0 LOB: 0 BB: 0 P: 5	R: 0 E: 0 K: 0 S: 3	H: 0 LOB: 0 BB: 0 P: 3	R: 0 E: 0 K: 1 S: 6	H: 1 LOB: 1 BB: 0 P: 6	R: 0 E: 0 K: 1 S: 5	H: 0 LOB: 1 BB: 1 P: 9	R: 0 E: 0 K: 2 S: 8	H: 1 LOB: 2 BB: 1 P: 12	R: 2 E: 0 K: 0 S: 4	H: 1 LOB: 1 BB: 2 P: 12	R: 0 E: 0 K: 0 S: 2	H: 0 LOB: 0 BB: 1 P: 6	R: 0 E: 0 K: 0 S: 4	H: 1 LOB: 1 BB: 0 P: 4	1B: 4 2B: 1 3B: 0 HR: 0	SF: 1 SAC: 0 DP: 1 HBP: 0	WP: 1 PA: 36 CS: 0
<b>PITCHER</b> Chuck Dobson, R ERA: 2.48 (1, 1)	IP: 9.0 WLS: W BF: 36 H: 5 R: 2 ER: 2 SO: 5 BB: 5 IBB: 0 HBP: 0 BLK: 0 WP: 1 HR: 0 S: 41 P: 61 ERA: 2.00 WHIP: 1.111															<b>PITCHER</b>					

Washington Senators @ Oakland Athletics  
Oakland-Alameda County Coliseum, Oakland, CA  
Tue Jun 15 1971, 7:05 PM PDT  
Att: 8,392 - Unknown

AB 30  
R 2  
H 5  
RBI 2  
BB 5  
SO 5  
LOB 18



Batter	1	2	3	4	5	6	7	8	9	AB	R	H	RBI	BB	SO	LOB	BOTTOM		
Bert Campaneris, R OBP: 0.285, SLG: 0.352 (1, 6)	0-0 P6		0-0 5-3	0-0 1-H 2-H HR		0-0 2B		0-0 P4		5	2	3	0	0	0				
Joe Rudi, R OBP: 0.324, SLG: 0.425 (1, 7)	0-3 K		0-0 F3	0-0 1B		0-0 2B		0-0 G3		5	0	2	1	0	1	0			
Reggie Jackson, L OBP: 0.366, SLG: 0.489 (1, 9)	0-0 1B		4-0 BB	0-0 F8		0-3 K				3	1	1	0	1	1	2			
Mike Epstein, L OBP: 0.365, SLG: 0.411 Mike Hegan, L OBP: 0.356, SLG: 0.369 (8, 3)	0-0 1B		0-0 F8		0-0 HR		0-0 HR			4	2	3	3	0	0	1			
Sal Bando, R OBP: 0.390, SLG: 0.467 (1, 5)	0-0 P4			0-0 6-3	0-0 6-3		4-0 FC4-6 BB			3	0	0	0	1	0	1			
Rick Monday, L OBP: 0.337, SLG: 0.404 (1, 8)		0-0 4-3		0-0 F7	0-3 K		0-0 FC4-6 1-2			4	0	0	0	0	1	1			
Dave Duncan, R OBP: 0.281, SLG: 0.401 (1, 2)		0-3 K2-3		0-0 1B	0-0 5-3		0-3 K			4	1	1	0	0	2	1			
Dick Green, R OBP: 0.361, SLG: 0.434 (1, 4)		0-0 E6 1B		4-0 1B HR IBB		0-0 G3	0-3 K			3	1	1	0	1	1	1			
Chuck Dobson, R OBP: 0.333, SLG: 0.435 (1, 1)		0-3 K		0-0 1-2 3-H HR 1B		0-0 F9		0-0 F7		4	1	1	1	0	1	1			
<b>Inning Stats</b>	R: 1 E: 0 K: 1 S: 7	H: 2 LOB: 1 BB: 0 P: 7	R: 0 E: 1 K: 2 S: 8	H: 1 LOB: 1 BB: 0 P: 8	R: 0 E: 0 K: 0 S: 3	H: 0 LOB: 1 BB: 1 P: 7	R: 4 E: 0 K: 0 S: 7	H: 4 LOB: 1 BB: 1 P: 11	R: 1 E: 0 K: 1 S: 6	H: 1 LOB: 0 BB: 0 P: 6	R: 1 E: 0 K: 1 S: 7	H: 2 LOB: 1 BB: 0 P: 7	R: 1 E: 0 K: 2 S: 8	H: 1 LOB: 1 BB: 1 P: 12	R: 0 E: 0 K: 0 S: 3	H: 0 LOB: 0 BB: 0 P: 3	1B: 5 2B: 2 3B: 1 HR: 3	SF: 0 SAC: 0 DP: 0 HBP: 0	WP: 0 PA: 38 CS: 0
<b>PITCHER</b> Gerry Janeski, R ERA: 4.4 Jim Shellenback, L ERA: 4.92 Denny Riddleberger, L ERA: 5.28 (1, 1) (5, 1) (7, 1)	IP: 4.0 WLS: L BF: 21 H: 7 R: 5 ER: 5 SO: 3 BB: 1 IBB: 0 HBP: 0 BLK: 0 WP: 0 HR: 1 S: 25 P: 33 ERA: 11.25 WHIP: 2.000															<b>PITCHER</b>			

Washington Senators @ Oakland Athletics  
Oakland-Alameda County Coliseum, Oakland, CA  
Tue Jun 15 1971, 7:05 PM PDT  
Att: 8,392 - Unknown

AB 35  
R 8  
H 11  
RBI 8  
BB 3  
SO 7  
LOB 8



Batter	1	2	3	4	5	6	7	8	9	AB	R	H	RBI	BB	SO	LOB	TOP		
<b>Del Unser, L</b> OBP: 0.354, SLG: 0.392 (1, 8)	4-0 BB 1B BB		0-0 G3-6-3 1B			0-0 FC4-6 1B		0-0 FC5-4 1B		3	1	3	0	1	0	0			
<b>Davey Nelson, R</b> (1, 5)	4-0 1B 1-2 BB		0-0 G3-6-3 1-2			0-0 FC4-6 1-2		0-0 FC5-4 1-2		3	0	0	0	1	0	3			
<b>Frank Howard, R</b> OBP: 0.368, SLG: 0.466 (1, 7)	0-3 K		0-0 4-3			0-3 K		0-0 5-3		4	0	0	0	0	2	4			
<b>Dick Billings, R</b> OBP: 0.254, SLG: 0.265 (1, 9)	0-0 2H 2H 1B			0-0 F8		0-0 F8			0-0 1B	4	0	2	1	0	0	1			
<b>Don Mincher, L</b> OBP: 0.394, SLG: 0.408 (1, 3)	0-3 K			0-0 5-3			0-0 6-3		0-0 F9	4	0	0	0	0	1	3			
<b>Paul Casanova, R</b> OBP: 0.253, SLG: 0.324 (1, 2)	0-0 F9			0-3 K			0-0 G3		0-0 F9	4	0	0	0	0	1	3			
<b>Lenny Randle, S</b> OBP: 0.250, SLG: 0.250 (1, 4)		0-0 F7			0-3 K			0-0 FC5-4 1B	0-3 K	4	0	1	0	0	2	1			
<b>Tim Cullen, R</b> OBP: 0.241, SLG: 0.223 (1, 6)		0-0 4-3			0-0 P4			0-0 FC5-4 1-2		3	0	0	0	0	0	1			
<b>Denny McLain, R</b> OBP: 0.138, SLG: 0.179 (4, 1)					0-0 F7				0-3 K	1	0	0	0	0	1	0			
<b>Joe Girzenda, R</b> (4, 1)										0	0	0	0	0	0	0			
<b>Frank Fernandez, R</b> OBP: 0.200, SLG: 0.091 (5, PH)										0	0	0	0	0	0	0			
<b>Paul Lindblad, L</b> OBP: 0.256, SLG: 0.143 (5, 1)										0	0	0	0	0	0	0			
<b>Casey Cox, R</b> OBP: 0.110, SLG: 0.118 (7, 1)										0	0	0	0	0	0	0			
<b>Elliott Maddox, R</b> OBP: 0.100, SLG: 0.257 (8, PH)										1	0	0	0	0	1	0			
<b>Denny Riddleberger, R</b> (8, 1)										0	0	0	0	0	0	0			
<b>Inning Stats</b>	R: 1 E: 0 K: 2 S: 8	H: 1 LOB: 2 BB: 2 P: 16	R: 0 E: 0 K: 1 S: 5	H: 0 LOB: 0 BB: 0 P: 5	R: 0 E: 0 K: 0 S: 3	H: 1 LOB: 0 BB: 0 P: 3	R: 0 E: 0 K: 1 S: 5	H: 0 LOB: 0 BB: 0 P: 5	R: 0 E: 0 K: 1 S: 6	H: 1 LOB: 1 BB: 0 P: 6	R: 0 E: 0 K: 0 S: 4	H: 1 LOB: 1 BB: 0 P: 4	R: 0 E: 0 K: 1 S: 6	H: 1 LOB: 1 BB: 0 P: 6	R: 0 E: 0 K: 1 S: 6	H: 1 LOB: 1 BB: 0 P: 6	1B: 6 2B: 0 3B: 0 HR: 0	SF: 0 SAC: 0 DP: 1 HBP: 0	WP: 0 PA: 34 CS: 0
<b>PITCHER</b> <b>Vida Blue, L</b> ERA: 1.42 (1, 1)	IP: 9.0 WLS: W BF: 34 H: 6 R: 1 ER: 1 SO: 8 BB: 2 IBB: 0 HBP: 0 BLK: 0 WP: 0 HR: 0 S: 48 P: 56 ERA: 1.00 WHIP: 0.889															<b>PITCHER</b>			

Washington Senators @ Oakland Athletics  
Oakland-Alameda County Coliseum, Oakland, CA  
Wed Jun 16 1971, 7:05 PM PDT  
Att: 19,893 - Unknown

AB	32
R	1
H	6
RBI	1
BB	2
SO	8
LOB	16


1	0	0	0	0	1	0
0	0	0	0	0	0	0
1	0	0	0	0	0	0
0	0	0	0	0	0	0
0	0	0	0	0	0	0
1	0	0	0	0	1	0
0	0	0	0	0	0	0

Batter	1	2	3	4	5	6	7	8	9	AB	R	H	RBI	BB	SO	LOB	BOTTOM		
<b>Bert Campaneris, R</b> OBP: 0.281, SLG: 0.347 (1, 6)	0-0 F7		0-0 F8		0-0 6-3		0-3 K			4	0	0	0	0	1	1			
<b>Joe Rudi, R</b> OBP: 0.327, SLG: 0.452 (1, 7)	0-0 HR		0-0 HR		0-0 4-3			0-0 P3		4	2	2	2	0	0	0			
<b>Reggie Jackson, L</b> OBP: 0.360, SLG: 0.481 (1, 9)	0-3 K		0-3 K			0-0 F9		0-3 K		4	0	0	0	0	3	0			
<b>Mike Epstein, L</b> OBP: 0.372, SLG: 0.449 (1, 3)	0-0 HR		0-0 HR			0-3 K		1-0 HBP		3	2	2	2	0	1	0			
<b>Sal Bando, R</b> OBP: 0.388, SLG: 0.461 (1, 5)	0-3 K		0-0 F2			4-0 BB		0-0 F7		3	0	0	0	1	1	1			
<b>Rick Monday, L</b> OBP: 0.331, SLG: 0.396 (1, 8)		0-3 K		0-0 4-3			0-3 K			3	0	0	0	0	2	1			
<b>Dave Duncan, R</b> OBP: 0.287, SLG: 0.422 (1, 2)		0-0 HR		0-0 F7			0-0 SH2-3 1B			3	1	2	1	0	0	0			
<b>Dick Green, R</b> OBP: 0.357, SLG: 0.427 (1, 4)		0-0 5-3		0-3 K			0-0 F7			3	0	0	0	0	1	1			
<b>Vida Blue, S</b> OBP: 0.167, SLG: 0.152 (1, 1)		0-3 K		0-0 4-3			0-0 SH2-3 1-2			2	0	0	0	0	1	0			
<b>Inning Stats</b>	R: 2 E: 0 K: 2 S: 9	H: 2 LOB: 0 BB: 0 P: 9	R: 1 E: 0 K: 2 S: 8	H: 1 LOB: 0 BB: 0 P: 8	R: 2 E: 0 K: 1 S: 7	H: 2 LOB: 0 BB: 0 P: 7	R: 0 E: 0 K: 1 S: 5	H: 0 LOB: 0 BB: 0 P: 5	R: 0 E: 0 K: 0 S: 3	H: 0 LOB: 0 BB: 0 P: 3	R: 0 E: 0 K: 2 S: 7	H: 1 LOB: 1 BB: 1 P: 11	R: 0 E: 0 K: 1 S: 6	H: 0 LOB: 1 BB: 0 P: 6	R: 0 E: 0 K: 1 S: 5	H: 0 LOB: 1 BB: 0 P: 6	1B: 1 2B: 0 3B: 0 HR: 5	SF: 0 SAC: 1 DP: 0 HBP: 1	WP: 0 PA: 32 CS: 0
<b>PITCHER</b> <b>Denny McLain, R</b> ERA: 4.34 (1, 1)	IP: 3.0 WLS: L BF: 14 H: 5 R: 5 ER: 5 SO: 5 BB: 0 IBB: 0 HBP: 0 BLK: 0 WP: 0 HR: 5 S: 24 P: 24 ERA: 15.00 WHIP: 1.667															<b>PITCHER</b>			
<b>Joe Girzenda, L</b> ERA: 1.88 (4, 1)	1.0	3	0	0	0	1	0	0	0	0	0	5	5	0.00	0.000				
<b>Paul Lindblad, L</b> ERA: 2.54 (5, 1)	2.0	7	0	0	0	2	1	0	0	0	0	10	14	0.00	0.500				
<b>Casey Cox, R</b> ERA: 3.84 (7, 1)	1.0	4	1	0	0	1	0	0	0	0	0	6	6	0.00	1.000				
<b>Denny Riddleberger, L</b> ERA: 5.1 (8, 1)	1.0	4	0	0	0	1	0	0	0	1	0	5	6	0.00	0.000				

Washington Senators @ Oakland Athletics  
Oakland-Alameda County Coliseum, Oakland, CA  
Wed Jun 16 1971, 7:05 PM PDT  
Att: 19,893 - Unknown

AB	29
R	5
H	6
RBI	5
BB	1
SO	10
LOB	4

1	0	0	0	0	1	0
0	0	0	0	0	0	0
0	0	0	0	0	0	0
0	0	0	0	0	0	0
0	0	0	0	0	0	0
0	0	0	0	0	0	0
0	0	0	0	0	0	0



Batter	1	2	3	4	5	6	7	8	9	AB	R	H	RBI	BB	SO	LOB	TOP					
<b>John Kennedy, R</b> OBP: 0.424, SLG: 0.431 (1, 6)										5	1	2	1	0	1	2	<b>Boston Red Sox @ Washington Senators</b> Robert F. Kennedy Memorial Stadium, Washington, DC Fri Jun 18 1971, 7:05 PM EDT Att: 9,420 - Unknown					
<b>Joe Lahoud, L</b> OBP: 0.404, SLG: 0.620 (1, 9)										4	1	1	3	0	0	1						
<b>Reggie Smith, S</b> OBP: 0.362, SLG: 0.496 (1, 8)										4	0	1	0	0	0	1						
<b>Carl Yastrzemski, L</b> OBP: 0.423, SLG: 0.471 (1, 7)										3	0	0	0	1	0	1						
<b>Rico Petrocelli, R</b> OBP: 0.356, SLG: 0.425 (1, 5)										4	0	1	0	0	2	1						
<b>George Scott, R</b> OBP: 0.329, SLG: 0.423 (1, 3)										4	0	0	0	0	1	3						
<b>Doug Griffin, R</b> OBP: 0.293, SLG: 0.288 (1, 4)										4	1	2	0	0	0	1						
<b>Duane Josephson, R</b> OBP: 0.290, SLG: 0.378 (1, 2)										4	1	2	0	0	0	1						
<b>Sonny Siebert, R</b> OBP: 0.263, SLG: 0.486 (5, PH)										1	0	0	0	0	0	0						
<b>Cal Koonce, R</b> OBP: 0.350, SLG: 0.625 (9, PH)										1	0	1	1	0	0	0						
<b>Inning Stats</b>	R: 0 E: 0 K: 0 S: 3	H: 0 LOB: 0 BB: 0 P: 3	R: 0 E: 1 K: 1 S: 6	H: 0 LOB: 1 BB: 0 P: 6	R: 0 E: 0 K: 1 S: 5	H: 0 LOB: 0 BB: 0 P: 5	R: 0 E: 0 K: 1 S: 6	H: 1 LOB: 2 BB: 1 P: 10	R: 0 E: 0 K: 0 S: 3	H: 1 LOB: 0 BB: 0 P: 3	R: 0 E: 0 K: 0 S: 3	H: 0 LOB: 0 BB: 0 P: 5	R: 4 E: 0 K: 0 S: 7	H: 5 LOB: 0 BB: 0 P: 7	R: 1 E: 0 K: 1 S: 8	H: 3 LOB: 2 BB: 0 P: 8	1B: 10 2B: 0 3B: 0 HR: 1	SF: 0 SAC: 0 DP: 3 HBP: 0	WP: 0 PA: 37 PB: 0 SB: 0 CS: 0			
<b>PITCHER</b>	IP WLS BF H R ER SO BB IBB HBP BLK WP HR S P ERA WHIP	IP WLS BF H R ER SO BB IBB HBP BLK WP HR S P ERA WHIP	IP WLS BF H R ER SO BB IBB HBP BLK WP HR S P ERA WHIP	IP WLS BF H R ER SO BB IBB HBP BLK WP HR S P ERA WHIP	IP WLS BF H R ER SO BB IBB HBP BLK WP HR S P ERA WHIP	IP WLS BF H R ER SO BB IBB HBP BLK WP HR S P ERA WHIP	IP WLS BF H R ER SO BB IBB HBP BLK WP HR S P ERA WHIP	IP WLS BF H R ER SO BB IBB HBP BLK WP HR S P ERA WHIP	IP WLS BF H R ER SO BB IBB HBP BLK WP HR S P ERA WHIP	IP WLS BF H R ER SO BB IBB HBP BLK WP HR S P ERA WHIP	IP WLS BF H R ER SO BB IBB HBP BLK WP HR S P ERA WHIP	IP WLS BF H R ER SO BB IBB HBP BLK WP HR S P ERA WHIP	IP WLS BF H R ER SO BB IBB HBP BLK WP HR S P ERA WHIP	IP WLS BF H R ER SO BB IBB HBP BLK WP HR S P ERA WHIP	IP WLS BF H R ER SO BB IBB HBP BLK WP HR S P ERA WHIP	IP WLS BF H R ER SO BB IBB HBP BLK WP HR S P ERA WHIP	IP WLS BF H R ER SO BB IBB HBP BLK WP HR S P ERA WHIP	IP WLS BF H R ER SO BB IBB HBP BLK WP HR S P ERA WHIP	IP WLS BF H R ER SO BB IBB HBP BLK WP HR S P ERA WHIP	IP WLS BF H R ER SO BB IBB HBP BLK WP HR S P ERA WHIP		
<b>Dick Bosman, R</b> ERA: 4.26 (1, 1)	7.1 W 30 8 4 4 4 1 0 0 0 0 1 37 41 4.91 1.227	7.1 W 30 8 4 4 4 1 0 0 0 0 1 37 41 4.91 1.227	7.1 W 30 8 4 4 4 1 0 0 0 0 1 37 41 4.91 1.227	7.1 W 30 8 4 4 4 1 0 0 0 0 1 37 41 4.91 1.227	7.1 W 30 8 4 4 4 1 0 0 0 0 1 37 41 4.91 1.227	7.1 W 30 8 4 4 4 1 0 0 0 0 1 37 41 4.91 1.227	7.1 W 30 8 4 4 4 1 0 0 0 0 1 37 41 4.91 1.227	7.1 W 30 8 4 4 4 1 0 0 0 0 1 37 41 4.91 1.227	7.1 W 30 8 4 4 4 1 0 0 0 0 1 37 41 4.91 1.227	7.1 W 30 8 4 4 4 1 0 0 0 0 1 37 41 4.91 1.227	7.1 W 30 8 4 4 4 1 0 0 0 0 1 37 41 4.91 1.227	7.1 W 30 8 4 4 4 1 0 0 0 0 1 37 41 4.91 1.227	7.1 W 30 8 4 4 4 1 0 0 0 0 1 37 41 4.91 1.227	7.1 W 30 8 4 4 4 1 0 0 0 0 1 37 41 4.91 1.227	7.1 W 30 8 4 4 4 1 0 0 0 0 1 37 41 4.91 1.227	7.1 W 30 8 4 4 4 1 0 0 0 0 1 37 41 4.91 1.227	7.1 W 30 8 4 4 4 1 0 0 0 0 1 37 41 4.91 1.227	7.1 W 30 8 4 4 4 1 0 0 0 0 1 37 41 4.91 1.227	7.1 W 30 8 4 4 4 1 0 0 0 0 1 37 41 4.91 1.227	7.1 W 30 8 4 4 4 1 0 0 0 0 1 37 41 4.91 1.227	7.1 W 30 8 4 4 4 1 0 0 0 0 1 37 41 4.91 1.227	
<b>Denny Riddleberger, L</b> ERA: 4.99 (8, 1)	0.2 1 0 0 0 0 0 0 0 0 0 0 0 1 1 0.00 0.000	0.2 1 0 0 0 0 0 0 0 0 0 0 0 1 1 0.00 0.000	0.2 1 0 0 0 0 0 0 0 0 0 0 0 1 1 0.00 0.000	0.2 1 0 0 0 0 0 0 0 0 0 0 0 1 1 0.00 0.000	0.2 1 0 0 0 0 0 0 0 0 0 0 0 1 1 0.00 0.000	0.2 1 0 0 0 0 0 0 0 0 0 0 0 1 1 0.00 0.000	0.2 1 0 0 0 0 0 0 0 0 0 0 0 1 1 0.00 0.000	0.2 1 0 0 0 0 0 0 0 0 0 0 0 1 1 0.00 0.000	0.2 1 0 0 0 0 0 0 0 0 0 0 0 1 1 0.00 0.000	0.2 1 0 0 0 0 0 0 0 0 0 0 0 1 1 0.00 0.000	0.2 1 0 0 0 0 0 0 0 0 0 0 0 1 1 0.00 0.000	0.2 1 0 0 0 0 0 0 0 0 0 0 0 1 1 0.00 0.000	0.2 1 0 0 0 0 0 0 0 0 0 0 0 1 1 0.00 0.000	0.2 1 0 0 0 0 0 0 0 0 0 0 0 1 1 0.00 0.000	0.2 1 0 0 0 0 0 0 0 0 0 0 0 1 1 0.00 0.000	0.2 1 0 0 0 0 0 0 0 0 0 0 0 1 1 0.00 0.000	0.2 1 0 0 0 0 0 0 0 0 0 0 0 1 1 0.00 0.000	0.2 1 0 0 0 0 0 0 0 0 0 0 0 1 1 0.00 0.000	0.2 1 0 0 0 0 0 0 0 0 0 0 0 1 1 0.00 0.000	0.2 1 0 0 0 0 0 0 0 0 0 0 0 1 1 0.00 0.000	0.2 1 0 0 0 0 0 0 0 0 0 0 0 1 1 0.00 0.000	0.2 1 0 0 0 0 0 0 0 0 0 0 0 1 1 0.00 0.000
<b>Horacio Pina, R</b> ERA: 3.2 (9, 1)	1.0 S 6 3 1 1 1 1 0 0 0 0 0 0 0 8 8 9.00 3.000	1.0 S 6 3 1 1 1 1 0 0 0 0 0 0 0 8 8 9.00 3.000	1.0 S 6 3 1 1 1 1 0 0 0 0 0 0 0 8 8 9.00 3.000	1.0 S 6 3 1 1 1 1 0 0 0 0 0 0 0 8 8 9.00 3.000	1.0 S 6 3 1 1 1 1 0 0 0 0 0 0 0 8 8 9.00 3.000	1.0 S 6 3 1 1 1 1 0 0 0 0 0 0 0 8 8 9.00 3.000	1.0 S 6 3 1 1 1 1 0 0 0 0 0 0 0 8 8 9.00 3.000	1.0 S 6 3 1 1 1 1 0 0 0 0 0 0 0 8 8 9.00 3.000	1.0 S 6 3 1 1 1 1 0 0 0 0 0 0 0 8 8 9.00 3.000	1.0 S 6 3 1 1 1 1 0 0 0 0 0 0 0 8 8 9.00 3.000	1.0 S 6 3 1 1 1 1 0 0 0 0 0 0 0 8 8 9.00 3.000	1.0 S 6 3 1 1 1 1 0 0 0 0 0 0 0 8 8 9.00 3.000	1.0 S 6 3 1 1 1 1 0 0 0 0 0 0 0 8 8 9.00 3.000	1.0 S 6 3 1 1 1 1 0 0 0 0 0 0 0 8 8 9.00 3.000	1.0 S 6 3 1 1 1 1 0 0 0 0 0 0 0 8 8 9.00 3.000	1.0 S 6 3 1 1 1 1 0 0 0 0 0 0 0 8 8 9.00 3.000	1.0 S 6 3 1 1 1 1 0 0 0 0 0 0 0 8 8 9.00 3.000	1.0 S 6 3 1 1 1 1 0 0 0 0 0 0 0 8 8 9.00 3.000	1.0 S 6 3 1 1 1 1 0 0 0 0 0 0 0 8 8 9.00 3.000	1.0 S 6 3 1 1 1 1 0 0 0 0 0 0 0 8 8 9.00 3.000	1.0 S 6 3 1 1 1 1 0 0 0 0 0 0 0 8 8 9.00 3.000	1.0 S 6 3 1 1 1 1 0 0 0 0 0 0 0 8 8 9.00 3.000



Batter	1	2	3	4	5	6	7	8	9	AB	R	H	RBI	BB	SO	LOB	BOTTOM					
<b>Del Unser, L</b> OBP: 0.355, SLG: 0.392 (1, 8)										5	1	2	1	0	1	1	<b>Boston Red Sox @ Washington Senators</b> Robert F. Kennedy Memorial Stadium, Washington, DC Fri Jun 18 1971, 7:05 PM EDT Att: 9,420 - Unknown					
<b>Davey Nelson, R</b> OBP: 0.222, SLG: 0.500 (1, 5)										5	2	1	3	0	0	3						
<b>Don Mincher, L</b> OBP: 0.401, SLG: 0.419 (1, 3)										3	1	2	0	1	0	1						
<b>Elliott Maddox, R</b> OBP: 0.291, SLG: 0.257 (7, PR)										0	1	0	0	0	0	0						
<b>Frank Howard, R</b> OBP: 0.371, SLG: 0.468 (1, 7)										3	0	1	1	1	0	2						
<b>Tom McCraw, L</b> OBP: 0.286, SLG: 0.459 (1, 9)										4	0	1	1	0	2	2						
<b>Paul Casanova, R</b> OBP: 0.253, SLG: 0.322 (1, 2)										4	1	1	1	0	1	2						
<b>Lenny Randle, S</b> OBP: 0.375, SLG: 0.375 (1, 4)										4	1	2	1	0	0	0						
<b>Tim Cullen, R</b> OBP: 0.241, SLG: 0.220 (1, 6)										3	0	0	0	1	1	2						
<b>Dick Bosman, R</b> OBP: 0.222, SLG: 0.097 (1, 1)										2	1	0	0	1	1	1						
<b>Inning Stats</b>	R: 1 E: 1 K: 1 S: 7	H: 2 LOB: 2 BB: 1 P: 11	R: 0 E: 0 K: 1 S: 5	H: 0 LOB: 0 BB: 0 P: 5	R: 1 E: 0 K: 2 S: 9	H: 2 LOB: 1 BB: 0 P: 9	R: 4 E: 0 K: 0 S: 7	H: 4 LOB: 1 BB: 1 P: 11	R: 0 E: 0 K: 0 S: 3	H: 0 LOB: 0 BB: 0 P: 3	R: 0 E: 1 K: 0 S: 3	H: 0 LOB: 1 BB: 1 P: 7	R: 2 E: 0 K: 2 S: 9	H: 2 LOB: 1 BB: 1 P: 13	R: 0 E: 0 K: 0 S: 3	H: 0 LOB: 0 BB: 0 P: 3	1B: 7 2B: 3 3B: 0 HR: 1	SF: 0 SAC: 0 DP: 1 HBP: 0	WP: 1 PA: 38 PB: 0 SB: 2 CS: 0			
<b>PITCHER</b>	IP WLS BF H R ER SO BB IBB HBP BLK WP HR S P ERA WHIP	IP WLS BF H R ER SO BB IBB HBP BLK WP HR S P ERA WHIP	IP WLS BF H R ER SO BB IBB HBP BLK WP HR S P ERA WHIP	IP WLS BF H R ER SO BB IBB HBP BLK WP HR S P ERA WHIP	IP WLS BF H R ER SO BB IBB HBP BLK WP HR S P ERA WHIP	IP WLS BF H R ER SO BB IBB HBP BLK WP HR S P ERA WHIP	IP WLS BF H R ER SO BB IBB HBP BLK WP HR S P ERA WHIP	IP WLS BF H R ER SO BB IBB HBP BLK WP HR S P ERA WHIP	IP WLS BF H R ER SO BB IBB HBP BLK WP HR S P ERA WHIP	IP WLS BF H R ER SO BB IBB HBP BLK WP HR S P ERA WHIP	IP WLS BF H R ER SO BB IBB HBP BLK WP HR S P ERA WHIP	IP WLS BF H R ER SO BB IBB HBP BLK WP HR S P ERA WHIP	IP WLS BF H R ER SO BB IBB HBP BLK WP HR S P ERA WHIP	IP WLS BF H R ER SO BB IBB HBP BLK WP HR S P ERA WHIP	IP WLS BF H R ER SO BB IBB HBP BLK WP HR S P ERA WHIP	IP WLS BF H R ER SO BB IBB HBP BLK WP HR S P ERA WHIP	IP WLS BF H R ER SO BB IBB HBP BLK WP HR S P ERA WHIP	IP WLS BF H R ER SO BB IBB HBP BLK WP HR S P ERA WHIP	IP WLS BF H R ER SO BB IBB HBP BLK WP HR S P ERA WHIP	IP WLS BF H R ER SO BB IBB HBP BLK WP HR S P ERA WHIP		
<b>Sonny Siebert, R</b> ERA: 2.86 (5, 1)	3.0 13 2 2 2 2 2 0 0 0 0 1 0 15 23 6.00 1.333	3.0 13 2 2 2 2 2 0 0 0 0 1 0 15 23 6.00 1.333	3.0 13 2 2 2 2 2 0 0 0 0 1 0 15 23 6.00 1.333	3.0 13 2 2 2 2 2 0 0 0 0 1 0 15 23 6.00 1.333	3.0 13 2 2 2 2 2 0 0 0 0 1 0 15 23 6.00 1.333	3.0 13 2 2 2 2 2 0 0 0 0 1 0 15 23 6.00 1.333	3.0 13 2 2 2 2 2 0 0 0 0 1 0 15 23 6.00 1.333	3.0 13 2 2 2 2 2 0 0 0 0 1 0 15 23 6.00 1.333	3.0 13 2 2 2 2 2 0 0 0 0 1 0 15 23 6.00 1.333	3.0 13 2 2 2 2 2 0 0 0 0 1 0 15 23 6.00 1.333	3.0 13 2 2 2 2 2 0 0 0 0 1 0 15 23 6.00 1.333	3.0 13 2 2 2 2 2 0 0 0 0 1 0 15 23 6.00 1.333	3.0 13 2 2 2 2 2 0 0 0 0 1 0 15 23 6.00 1.333	3.0 13 2 2 2 2 2 0 0 0 0 1 0 15 23 6.00 1.333	3.0 13 2 2 2 2 2 0 0 0 0 1 0 15 23 6.00 1.333	3.0 13 2 2 2 2 2 0 0 0 0 1 0 15 23 6.00 1.333	3.0 13 2 2 2 2 2 0 0 0 0 1 0 15 23 6.00 1.333	3.0 13 2 2 2 2 2 0 0 0 0 1 0 15 23 6.00 1.333	3.0 13 2 2 2 2 2 0 0 0 0 1 0 15 23 6.00 1.333	3.0 13 2 2 2 2 2 0 0 0 0 1 0 15 23 6.00 1.333	3.0 13 2 2 2 2 2 0 0 0 0 1 0 15 23 6.00 1.333	
<b>Luis Tiant, R</b> ERA: 15.75 (8, 1)	1.0 3 0 0 0 0 0 0 0 0 0 0 0 3 3 0.00 0.000	1.0 3 0 0 0 0 0 0 0 0 0 0 0 3 3 0.00 0.000	1.0 3 0 0 0 0 0 0 0 0 0 0 0 3 3 0.00 0.000	1.0 3 0 0 0 0 0 0 0 0 0 0 0 3 3 0.00 0.000	1.0 3 0 0 0 0 0 0 0 0 0 0 0 3 3 0.00 0.000	1.0 3 0 0 0 0 0 0 0 0 0 0 0 3 3 0.00 0.000	1.0 3 0 0 0 0 0 0 0 0 0 0 0 3 3 0.00 0.000	1.0 3 0 0 0 0 0 0 0 0 0 0 0 3 3 0.00 0.000	1.0 3 0 0 0 0 0 0 0 0 0 0 0 3 3 0.00 0.000	1.0 3 0 0 0 0 0 0 0 0 0 0 0 3 3 0.00 0.000	1.0 3 0 0 0 0 0 0 0 0 0 0 0 3 3 0.00 0.000	1.0 3 0 0 0 0 0 0 0 0 0 0 0 3 3 0.00 0.000	1.0 3 0 0 0 0 0 0 0 0 0 0 0 3 3 0.00 0.000	1.0 3 0 0 0 0 0 0 0 0 0 0 0 3 3 0.00 0.000	1.0 3 0 0 0 0 0 0 0 0 0 0 0 3 3 0.00 0.000	1.0 3 0 0 0 0 0 0 0 0 0 0 0 3 3 0.00 0.000	1.0 3 0 0 0 0 0 0 0 0 0 0 0 3 3 0.00 0.000	1.0 3 0 0 0 0 0 0 0 0 0 0 0 3 3 0.00 0.000	1.0 3 0 0 0 0 0 0 0 0 0 0 0 3 3 0.00 0.000	1.0 3 0 0 0 0 0 0 0 0 0 0 0 3 3 0.00 0.000	1.0 3 0 0 0 0 0 0 0 0 0 0 0 3 3 0.00 0.000	1.0 3 0 0 0 0 0 0 0 0 0 0 0 3 3 0.00 0.000



Batter	1	2	3	4	5	6	7	8	9	AB	R	H	RBI	BB	SO	LOB	TOP				
<b>John Kennedy, R</b> OBP: 0.423, SLG: 0.419 (1, 6)	0-0 1-3		0-3 K		1-0 CS HBP		0-0 1B		0-3 K	4	0	1	0	0	2	1	<b>Boston Red Sox @ Washington Senators</b> Robert F. Kennedy Memorial Stadium, Washington, DC Sat Jun 19 1971, 7:05 PM EDT Att: 8,954 - Unknown <a href="http://livebaseballscorecards.com">livebaseballscorecards.com</a>				
<b>Joe Lahoud, L</b> OBP: 0.393, SLG: 0.585 (1, 9)	0-0 F8		4-0 BB		0-3 K 1-2		0-0 P4			3	0	0	0	1	1	3					
<b>Reggie Smith, S</b> OBP: 0.361, SLG: 0.492 (1, 8)	0-0 CS 1B		0-0 L8		0-0 L7		0-0 4-3		0-0 4-3	4	0	1	0	0	0	1					
<b>Carl Yastrzemski, L</b> OBP: 0.424, SLG: 0.469 (1, 7)	0-0 CS 1-2	0-0 4-3		0-0 WP 1B		0-0 4-3		4-0 BB		3	0	1	0	1	0	0					
<b>Rico Petrocelli, R</b> OBP: 0.358, SLG: 0.421 (1, 5)		4-0 1B BB		0-0 F2		4-0 BB		0-0 F8		2	0	0	0	2	0	2					
<b>George Scott, R</b> OBP: 0.328, SLG: 0.420 (1, 3)		0-0 1B		0-3 K 1-2		0-3 K		0-0 6-3		4	0	1	0	0	2	3					
<b>Doug Griffin, R</b> OBP: 0.297, SLG: 0.289 (1, 4)		0-0 P6		4-0 BB		0-0 1B SH5-4 1B		0-0 5-3		3	0	1	0	1	0	2					
<b>Bob Montgomery, R</b> OBP: 0.304, SLG: 0.273 (9, PH)		0-0 F8		0-0 5-3		0-0 F4		0-0 G3 2B		3	0	0	0	0	0	5					
<b>Gary Peters, L</b> OBP: 0.326, SLG: 0.415 (9, PH)										1	0	1	0	0	0	0					
<b>Ray Culp, R</b> OBP: 0.235, SLG: 0.188 (1, 1)										2	0	0	0	0	1	0					
<b>Mike Fiore, L</b> OBP: 0.281, SLG: 0.115 (9, PH)			0-3 K		0-0 1-3		0-0 SH5-4 1-2		0-0 G3 2-3	1	0	0	0	0	0	1					
<b>Inning Stats</b>	R: 0 E: 0 K: 0 S: 3	H: 1 LOB: 0 BB: 0 P: 3	R: 0 E: 0 K: 0 S: 4	H: 1 LOB: 2 BB: 1 P: 8	R: 0 E: 0 K: 2 S: 7	H: 0 LOB: 1 BB: 1 P: 11	R: 0 E: 0 K: 1 S: 6	H: 1 LOB: 2 BB: 1 P: 10	R: 0 E: 0 K: 1 S: 4	H: 0 LOB: 1 BB: 0 P: 5	R: 0 E: 0 K: 1 S: 5	H: 2 LOB: 2 BB: 0 P: 5	R: 0 E: 0 K: 0 S: 3	H: 0 LOB: 1 BB: 1 P: 7	R: 0 E: 0 K: 1 S: 6	H: 1 LOB: 1 BB: 0 P: 6	1B: 5 2B: 2 3B: 0 HR: 0	SF: 0 SAC: 1 DP: 1 HBP: 1	WP: 1 PB: 0 SB: 0 CS: 2	PA: 38	
<b>PITCHER</b>	IP	WLS	BF	H	R	ER	SO	BB	IBB	HBP	BLK	WP	HR	S	P	ERA	WHIP				
<b>Jackie Brown, R</b> ERA: 1.29 (1, 1)	7.1	W	31	5	0	0	5	5	0	1	0	1	0	35	56	0.00	1.364				
<b>Casey Cox, R</b> ERA: 3.75 (8, 1)	1.2	S	6	1	0	0	1	0	0	0	0	0	0	8	8	0.00	0.600				

Batter	1	2	3	4	5	6	7	8	9	AB	R	H	RBI	BB	SO	LOB	BOTTOM				
<b>Del Unser, L</b> OBP: 0.358, SLG: 0.395 (1, 8)	0-0 3B 1B		0-0 F7			0-0 CS 1B		0-0 G3		4	1	2	0	0	0	0	<b>Boston Red Sox @ Washington Senators</b> Robert F. Kennedy Memorial Stadium, Washington, DC Sat Jun 19 1971, 7:05 PM EDT Att: 8,954 - Unknown <a href="http://livebaseballscorecards.com">livebaseballscorecards.com</a>				
<b>Bernie Allen, L</b> OBP: 0.341, SLG: 0.415 (1, 5)	0-3 K		0-0 4-3			0-0 F8		0-0 F8		4	0	0	0	0	1	2					
<b>Don Mincher, L</b> OBP: 0.400, SLG: 0.429 (1, 3)	0-0 1H 3B		0-0 4-3			0-3 K 1-2				3	0	1	1	0	1	1					
<b>Frank Howard, R</b> OBP: 0.366, SLG: 0.462 (1, 7)	0-0 6-3			0-0 5-3		0-0 F8				3	0	0	0	0	0	1					
<b>Tom McCraw, L</b> OBP: 0.296, SLG: 0.460 (1, 9)	4-0 IBB			0-0 4-3		0-0 S 1B				2	1	1	0	1	0	0					
<b>Dick Billings, R</b> OBP: 0.237, SLG: 0.268 (1, 2)	0-0 F7			0-0 5-3		0-0 4-3 1H 1B				3	0	1	1	0	0	2					
<b>Lenny Randle, S</b> OBP: 0.273, SLG: 0.273 (1, 4)		0-0 F7			0-3 K		0-0 4-3			3	0	0	0	0	1	1					
<b>Tim Cullen, R</b> OBP: 0.238, SLG: 0.217 (1, 6)		0-0 4-3			0-0 6-3		0-0 P6			3	0	0	0	0	0	1					
<b>Jackie Brown, R</b> Casey Cox, R OBP: 0.158, SLG: 0.111 (8, 1)		0-3 K			0-3 K			0-0 F3		2	0	0	0	0	2	0					
<b>Inning Stats</b>	R: 1 E: 0 K: 1 S: 7	H: 2 LOB: 2 BB: 1 P: 11	R: 0 E: 0 K: 1 S: 5	H: 0 LOB: 0 BB: 0 P: 5	R: 0 E: 0 K: 0 S: 3	H: 0 LOB: 0 BB: 0 P: 3	R: 0 E: 0 K: 0 S: 3	H: 0 LOB: 0 BB: 0 P: 3	R: 0 E: 0 K: 2 S: 7	H: 0 LOB: 0 BB: 0 P: 7	R: 0 E: 0 K: 1 S: 5	H: 1 LOB: 1 BB: 0 P: 5	R: 1 E: 0 K: 0 S: 5	H: 2 LOB: 1 BB: 0 P: 5	R: 0 E: 0 K: 0 S: 3	H: 0 LOB: 0 BB: 0 P: 3		1B: 4 2B: 1 3B: 1 HR: 0	SF: 0 SAC: 0 DP: 1 HBP: 0	WP: 0 PB: 0 SB: 1 CS: 1	PA: 29
<b>PITCHER</b>	IP	WLS	BF	H	R	ER	SO	BB	IBB	HBP	BLK	WP	HR	S	P	ERA	WHIP				
<b>Ray Culp, R</b> ERA: 3.59 (1, 1)	8.0	L	29	5	2	2	5	0	1	0	0	0	0	38	42	2.25	0.625				

Batter	1	2	3	4	5	6	7	8	9	AB	R	H	RBI	BB	SO	LOB	TOP										
<b>John Kennedy, R</b> OBP: 0.408, SLG: 0.403 (1, 6)										5	0	1	1	0	1	2	<b>Boston Red Sox @ Washington Senators</b> Robert F. Kennedy Memorial Stadium, Washington, DC Sun Jun 20 1971, 3:33 AM EDT Att: 19,884 - Unknown <a href="http://livebaseballscorecards.com">livebaseballscorecards.com</a>										
<b>Joe Lahoud, L</b> OBP: 0.375, SLG: 0.554 (1, 9)										3	0	0	0	0	1	1											
<b>Phil Gagliano, R</b> OBP: 0.636, SLG: 0.667 (7, PH)										1	0	1	1	0	0	0											
<b>Bobby Bolin, R</b> OBP: 0.500, SLG: 0.500 (7, 1)										1	0	0	0	0	1	1											
<b>Reggie Smith, S</b> OBP: 0.359, SLG: 0.488 (1, 8) (7, 9)										4	0	1	0	0	0	1											
<b>Carl Yastrzemski, L</b> OBP: 0.425, SLG: 0.468 (1, 7)										3	0	1	0	1	2	0											
<b>Rico Petrocelli, R</b> OBP: 0.357, SLG: 0.415 (1, 5)										3	0	0	0	1	0	2											
<b>George Scott, R</b> OBP: 0.327, SLG: 0.415 (1, 3)										3	1	0	0	0	2	2											
<b>Doug Griffin, R</b> OBP: 0.300, SLG: 0.289 (1, 4)										3	1	1	0	1	1	1											
<b>Bob Montgomery, R</b> OBP: 0.308, SLG: 0.280 (1, 2)										3	1	1	0	0	1	4											
<b>Gary Peters, L</b> OBP: 0.333, SLG: 0.405 (1, 1)										1	0	0	0	1	0	0											
<b>Billy Conigliaro, R</b> OBP: 0.321, SLG: 0.476 (7, PH) (7, 8)										2	1	1	2	0	0	1											
<b>Inning Stats</b>	R: 0 E: 0 K: 1 S: 5	H: 0 LOB: 0 BB: 0 P: 5	R: 0 E: 0 K: 3 S: 9	H: 0 LOB: 2 BB: 2 P: 17	R: 0 E: 0 K: 1 S: 5	H: 0 LOB: 1 BB: 1 P: 9	R: 0 E: 0 K: 1 S: 6	H: 1 LOB: 2 BB: 1 P: 10	R: 0 E: 0 K: 0 S: 3	H: 1 LOB: 0 BB: 0 P: 3	R: 3 E: 0 K: 1 S: 8	H: 4 LOB: 2 BB: 0 P: 9	R: 0 E: 0 K: 1 S: 5	H: 0 LOB: 0 BB: 0 P: 5	R: 1 E: 1 K: 1 S: 7	H: 1 LOB: 1 BB: 0 P: 7	1B: 6 2B: 1 3B: 0 HR: 0	SF: 0 SAC: 1 DP: 1 HBP: 1	WP: 0 PB: 0 SB: 0 CS: 0	PA: 38							
<b>PITCHER</b>	IP	WLS	BF	H	R	ER	SO	BB	IBB	HBP	BLK	WP	HR	S	P	ERA	WHIP										
<b>Pete Broberg, R</b> ERA: 2.84 (1, 1)	6.1		26	3	2	2	7	4	0	1	1	0	0	35	52	2.84	1.105										
<b>Paul Lindblad, L</b> ERA: 2.72 (7, 1)	0.2		4	3	1	1	0	0	0	0	0	0	0	4	4	13.50	4.500										
<b>Joe Grzenda, L</b> ERA: 1.85 (8, 1)	0.1		1	0	0	0	1	0	0	0	0	0	0	3	3	0.00	0.000										
<b>Horacio Pina, R</b> ERA: 3.0 (8, 1)	1.2	L	7	1	1	0	1	0	0	0	0	0	0	9	9	0.00	0.600										

Batter	1	2	3	4	5	6	7	8	9	AB	R	H	RBI	BB	SO	LOB	BOTTOM										
<b>Toby Harrah, R</b> OBP: 0.327, SLG: 0.328 (1, 6)										3	1	0	0	1	0	1	<b>Boston Red Sox @ Washington Senators</b> Robert F. Kennedy Memorial Stadium, Washington, DC Sun Jun 20 1971, 3:33 AM EDT Att: 19,884 - Unknown <a href="http://livebaseballscorecards.com">livebaseballscorecards.com</a>										
<b>Davey Nelson, R</b> OBP: 0.250, SLG: 0.455 (1, 5)										3	1	1	0	0	0	1											
<b>Frank Howard, R</b> OBP: 0.372, SLG: 0.485 (1, 3)										4	1	3	3	0	0	1											
<b>Dick Billings, R</b> OBP: 0.244, SLG: 0.253 (1, 7)										4	0	0	0	0	1	3											
<b>Paul Casanova, R</b> OBP: 0.247, SLG: 0.316 (1, 2)										4	0	0	0	0	0	1											
<b>Del Unser, L</b> OBP: 0.361, SLG: 0.397 (1, 9)										4	0	2	0	0	0	0											
<b>Elliott Maddox, R</b> OBP: 0.282, SLG: 0.248 (1, 8)										4	0	0	0	0	0	1											
<b>Lenny Randle, S</b> OBP: 0.286, SLG: 0.286 (1, 4)										3	0	1	0	0	1	1											
<b>Pete Broberg, R</b> (1, 1)										1	0	0	0	0	0	1											
<b>Paul Lindblad, L</b> OBP: 0.143, SLG: 0.143 (7, 1)										0	0	0	0	0	0	0											
<b>Don Mincher, L</b> OBP: 0.398, SLG: 0.426 (7, PH)										1	0	0	0	0	0	0											
<b>Joe Grzenda, R</b> (8, 1)										0	0	0	0	0	0	0											
<b>Horacio Pina, R</b> (8, 1)										0	0	0	0	0	0	0											
<b>Inning Stats</b>	R: 0 E: 0 K: 0 S: 4	H: 1 LOB: 1 BB: 0 P: 4	R: 0 E: 0 K: 0 S: 3	H: 0 LOB: 0 BB: 0 P: 3	R: 0 E: 0 K: 0 S: 4	H: 1 LOB: 1 BB: 0 P: 4	R: 0 E: 0 K: 0 S: 3	H: 1 LOB: 0 BB: 0 P: 3	R: 0 E: 0 K: 1 S: 6	H: 1 LOB: 1 BB: 0 P: 6	R: 3 E: 0 K: 1 S: 7	H: 2 LOB: 0 BB: 1 P: 11	R: 0 E: 0 K: 0 S: 3	H: 0 LOB: 0 BB: 0 P: 3	R: 0 E: 0 K: 0 S: 4	H: 1 LOB: 1 BB: 0 P: 4	R: 0 E: 0 K: 0 S: 3	H: 0 LOB: 0 BB: 0 P: 3	1B: 5 2B: 1 3B: 0 HR: 1	SF: 0 SAC: 2 DP: 1 HBP: 0	WP: 0 PB: 0 SB: 0 CS: 1	PA: 35					
<b>PITCHER</b>	IP	WLS	BF	H	R	ER	SO	BB	IBB	HBP	BLK	WP	HR	S	P	ERA	WHIP										
<b>Gary Peters, L</b> ERA: 5.09 (1, 1)	6.0		24	6	3	3	2	1	0	0	0	0	0	10	10	4.50	1.167										
<b>Bobby Bolin, R</b> ERA: 2.45 (7, 1)	3.0	W	10	1	0	0	0	0	0	0	0	0	0	10	10	0.00	0.333										

Batter	1	2	3	4	5	6	7	8	9	AB	R	H	RBI	BB	SO	LOB	TOP					
Merv Rettenmund, R OBP: 0.392, SLG: 0.352 (1, 7)										4	1	0	0	1	1	3	<p><b>Baltimore Orioles @ Washington Senators</b> Robert F. Kennedy Memorial Stadium, Washington, DC</p> <p>Mon Jun 21 1971, 7:05 PM EDT Att: 5,106 - Unknown</p> <p>livebaseballscorecards.com</p>					
Paul Blair, R OBP: 0.300, SLG: 0.380 (1, 8)										5	3	4	1	0	0	2						
Frank Robinson, R OBP: 0.399, SLG: 0.514 (1, 9)										5	1	2	3	0	0	2						
Boog Powell, L OBP: 0.344, SLG: 0.367 (1, 3)										5	0	4	3	0	0	1						
Brooks Robinson, R OBP: 0.367, SLG: 0.413 (1, 5)										5	0	2	0	0	0	3						
Eliod Hendricks, L OBP: 0.342, SLG: 0.400 (1, 2)										4	0	1	0	1	1	3						
Davey Johnson, R OBP: 0.379, SLG: 0.436 (1, 4)										5	0	0	0	0	1	6						
Mark Belanger, R OBP: 0.394, SLG: 0.341 (1, 6)										5	2	3	0	0	0	0						
Pat Dobson, R OBP: 0.143, SLG: 0.091 (1, 1)										1	0	0	0	0	1	0						
<b>Inning Stats</b>	R: 2 E: 0 K: 0 S: 5	H: 3 LOB: 2 BB: 2 P: 13	R: 0 E: 1 K: 0 S: 4	H: 1 LOB: 1 BB: 0 P: 4	R: 0 E: 0 K: 1 S: 7	H: 2 LOB: 2 BB: 0 P: 7	R: 1 E: 0 K: 0 S: 5	H: 2 LOB: 1 BB: 0 P: 5	R: 0 E: 0 K: 0 S: 4	H: 1 LOB: 1 BB: 0 P: 4	R: 3 E: 0 K: 1 S: 10	H: 5 LOB: 2 BB: 0 P: 10	R: 0 E: 0 K: 1 S: 5	H: 0 LOB: 0 BB: 0 P: 5	R: 1 E: 0 K: 0 S: 5	H: 2 LOB: 1 BB: 0 P: 5	R: 0 E: 0 K: 1 S: 5	H: 0 LOB: 0 BB: 0 P: 5	1B: 13 2B: 2 3B: 1 HR: 0	SF: 0 SAC: 3 DP: 2 HBP: 0	WP: 0 PB: 1 SB: 0 CS: 0	PA: 44
<b>PITCHER</b>	IP WLS BF H R ER SO BB IBB HBP BLK WP HR S P ERA WHIP	8.0 L 41 16 7 7 3 1 1 0 0 0 0 0 45 53 7.88 2.125	1.0 3 0 0 0 1 0 0 0 0 0 0 0 5 5 0.00 0.000	<b>PITCHER</b>																		


Batter	1	2	3	4	5	6	7	8	9	AB	R	H	RBI	BB	SO	LOB	BOTTOM					
Del Unser, L OBP: 0.359, SLG: 0.394 (1, 8)										4	0	1	1	0	1	0	<p><b>Baltimore Orioles @ Washington Senators</b> Robert F. Kennedy Memorial Stadium, Washington, DC</p> <p>Mon Jun 21 1971, 7:05 PM EDT Att: 5,106 - Unknown</p> <p>livebaseballscorecards.com</p>					
Davey Nelson, R OBP: 0.250, SLG: 0.400 (1, 5)										4	0	1	0	0	0	0						
Don Mincher, L OBP: 0.400, SLG: 0.425 (1, 3)										3	1	1	0	1	1	1						
Frank Howard, R OBP: 0.374, SLG: 0.485 (1, 7)										4	0	2	0	0	1	1						
Elliott Maddox, R OBP: 0.292, SLG: 0.248 (9, PR)										0	0	0	0	0	0	0						
Larry Bittner, L OBP: 0.296, SLG: 0.254 (1, 9)										4	0	1	1	0	1	1						
Paul Casanova, R OBP: 0.247, SLG: 0.319 (1, 2)										4	0	1	0	0	0	3						
Toby Harrah, R OBP: 0.330, SLG: 0.337 (1, 6)										4	1	2	0	0	0	1						
Lenny Randle, S OBP: 0.235, SLG: 0.235 (1, 4)										3	0	0	0	0	1	2						
Bernie Allen, L OBP: 0.337, SLG: 0.410 (9, PH)										1	0	0	0	0	0	2						
Denny McLain, R OBP: 0.129, SLG: 0.167 (1, 1)										2	0	0	0	0	0	1						
Tom McCraw, L OBP: 0.234, SLG: 0.455 (8, PH)										1	0	0	0	0	1	0						
Denny Riddleberger, R (9, 1)										0	0	0	0	0	0	0						
<b>Inning Stats</b>	R: 1 E: 0 K: 0 S: 5	H: 2 LOB: 2 BB: 1 P: 9	R: 1 E: 0 K: 1 S: 6	H: 2 LOB: 1 BB: 0 P: 6	R: 0 E: 0 K: 1 S: 5	H: 0 LOB: 0 BB: 0 P: 5	R: 0 E: 0 K: 0 S: 4	H: 1 LOB: 1 BB: 0 P: 4	R: 0 E: 0 K: 0 S: 5	H: 0 LOB: 0 BB: 0 P: 5	R: 0 E: 0 K: 1 S: 5	H: 1 LOB: 0 BB: 0 P: 5	R: 0 E: 0 K: 0 S: 3	H: 0 LOB: 0 BB: 0 P: 3	R: 0 E: 0 K: 2 S: 8	H: 1 LOB: 1 BB: 0 P: 8	R: 0 E: 0 K: 0 S: 5	H: 2 LOB: 2 BB: 0 P: 5	1B: 7 2B: 2 3B: 0 HR: 0	SF: 0 SAC: 0 DP: 1 HBP: 0	WP: 0 PB: 0 SB: 0 CS: 0	PA: 35
<b>PITCHER</b>	IP WLS BF H R ER SO BB IBB HBP BLK WP HR S P ERA WHIP	9.0 W 35 9 2 2 6 1 0 0 0 0 0 46 50 2.00 1.111	<b>PITCHER</b>																			












Batter	1	2	3	4	5	6	7	8	9	AB	R	H	RBI	BB	SO	LOB	TOP						
<b>Mery Rettenmund, R</b> OBP: 0.408, SLG: 0.376 (1, 7)	4-0 FC6-4 BB		0-0 6-3		0-0 L6		0-0 1B		4-0 BB E BB	3	1	1	1	2	0	0	<b>Baltimore Orioles @ Washington Senators</b> Robert F. Kennedy Memorial Stadium, Washington, DC Wed Jun 23 1971, 7:05 PM EDT Att: 7,867 - Unknown <a href="http://livebaseballscorecards.com">livebaseballscorecards.com</a>	<b>AB</b> 35 <b>R</b> 7 <b>H</b> 11 <b>RBI</b> 7 <b>BB</b> 4 <b>SO</b> 4 <b>LOB</b> 11					
<b>Paul Blair, R</b> OBP: 0.295, SLG: 0.379 (1, 8)	0-0 FC6-4 HR		0-0 5-3			0-0 SF9 3B	0-0 F9		0-0 F8	5	2	1	0	0	0	3							
<b>Boog Powell, L</b> OBP: 0.359, SLG: 0.405 (1, 3)	0-0 HR		0-0 FC5-4 1B			0-0 P4		0-0 HR	4-0 E 1B BB	4	2	3	3	1	0	1							
<b>Frank Robinson, R</b> OBP: 0.397, SLG: 0.500 (1, 9)	0-0 5-3		0-0 FC5-4			4-0 IBB		0-3 K	0-0 E9 1B	4	0	1	1	1	1	1							
<b>Brooks Robinson, R</b> OBP: 0.359, SLG: 0.395 (1, 5)	0-0 F9			0-0 F9		0-0 SF9		0-0 F9	0-0 F9	4	0	0	1	0	0	1							
<b>Davey Johnson, R</b> OBP: 0.374, SLG: 0.436 (1, 4)		0-0 P3		0-0 4-3		0-3 K		0-0 1B		4	1	1	0	0	1	1							
<b>Mark Belanger, R</b> OBP: 0.391, SLG: 0.345 (1, 6)		0-0 F7		0-0 P4			0-0 FC3-6 1B			4	0	2	1	0	0	0							
<b>Elirod Hendricks, L</b> OBP: 0.340, SLG: 0.394 (1, 2)		0-0 1B			0-0 F9		0-0 FC3-6 SH1-4 1B			4	1	2	0	0	0	1							
<b>Jim Palmer, R</b> OBP: 0.216, SLG: 0.200 Eddie Watt, R Pete Richert, L		0-3 K			0-0 6-3			0-0 SH1-4 1-2	0-3 K	3	0	0	0	0	2	3							
<b>Inning Stats</b>	R: 2 E: 0 K: 0 S: 4	H: 1 LOB: 0 BB: 1 P: 8	R: 0 E: 0 K: 1 S: 6	H: 1 LOB: 1 BB: 0 P: 6	R: 0 E: 0 K: 0 S: 4	H: 1 LOB: 1 BB: 0 P: 4	R: 0 E: 0 K: 0 S: 3	H: 0 LOB: 0 BB: 0 P: 3	R: 0 E: 0 K: 0 S: 3	H: 0 LOB: 0 BB: 0 P: 3	R: 1 E: 0 K: 0 S: 6	H: 1 LOB: 1 BB: 1 P: 10	R: 1 E: 0 K: 0 S: 5	H: 2 LOB: 1 BB: 0 P: 5	R: 2 E: 0 K: 2 S: 11	H: 4 LOB: 2 BB: 0 P: 11		R: 1 E: 1 K: 0 S: 3	H: 1 LOB: 1 BB: 2 P: 11	1B: 7 2B: 1 3B: 1 HR: 2	SF: 1 SAC: 1 DP: 0 HBP: 0	WP: 0 PB: 0 CS: 0	PA: 41
<b>PITCHER</b>	IP	WLS	BF	H	R	ER	SO	BB	IBB	HBP	BLK	WP	HR	S	P	ERA		WHIP			ERA	WHIP	
<b>Dick Bosman, R</b> ERA: 4.45	(1, 1)	8.0	L	36	10	6	6	4	1	1	0	0	0	2	42	50	6.75	1.375					
<b>Horacio Pina, R</b> ERA: 3.21	(9, 1)	1.0	S	5	1	1	1	0	2	0	0	0	0	0	3	11	9.00	3.000					

Batter	1	2	3	4	5	6	7	8	9	AB	R	H	RBI	BB	SO	LOB	BOTTOM					
<b>Del Unser, L</b> OBP: 0.346, SLG: 0.374 (1, 8)	4-0 G6-3 BB		0-0 6-3			0-0 1B		0-0 G3	0-0 P4	4	0	1	0	1	0	1	<b>Baltimore Orioles @ Washington Senators</b> Robert F. Kennedy Memorial Stadium, Washington, DC Wed Jun 23 1971, 7:05 PM EDT Att: 7,867 - Unknown <a href="http://livebaseballscorecards.com">livebaseballscorecards.com</a>	<b>AB</b> 34 <b>R</b> 5 <b>H</b> 9 <b>RBI</b> 4 <b>BB</b> 3 <b>SO</b> 2 <b>LOB</b> 9				
<b>Bernie Allen, L</b> OBP: 0.333, SLG: 0.393 (1, 5)	0-0 G6-3 1-2t		4-0 G6-4-3 BB			0-0 F7		0-0 4-3		3	0	0	0	1	0	2						
<b>Don Mincher, L</b> OBP: 0.410, SLG: 0.455 (1, 3)	0-0 1B		0-0 G6-4-3 1-2t			0-0 F8			0-0 HR 1B	4	2	2	0	0	0	2						
<b>Frank Howard, R</b> OBP: 0.375, SLG: 0.494 (1, 7)	0-0 1B			0-0 L4		0-0 F9			0-0 HR 1B	4	1	2	2	0	0	1						
<b>Larry Bittner, L</b> OBP: 0.289, SLG: 0.250 (1, 9)	0-0 1-2 2H			0-0 P1			0-0 F4		0-0 F3	4	0	1	1	0	0	0						
<b>Paul Casanova, R</b> OBP: 0.244, SLG: 0.318 (1, 2)	0-0 F9			0-0 4-3			0-0 F9		0-0 F8	4	0	0	0	0	0	2						
<b>Lenny Randle, S</b> OBP: 0.320, SLG: 0.292 Elliott Maddox, R		0-0 P5			0-3 K		0-0 E 1B		4-0 1B E BB	3	0	1	0	0	1	0						
<b>Tim Cullen, R</b> OBP: 0.236, SLG: 0.216 Dick Billings, R		0-0 F7			0-0 K		0-0 F8		0-0 E8 1B 1B	3	0	0	0	0	1	1						
<b>Dick Bosman, R</b> OBP: 0.211, SLG: 0.091 Tom McCraw, L Horacio Pina, R Toby Harrah, R		0-0 1-3			0-0 P4			0-0 6-3	0-0 2H 1B	2	0	0	0	0	0	0						
<b>Inning Stats</b>	R: 1 E: 0 K: 0 S: 5	H: 3 LOB: 2 BB: 1 P: 9	R: 0 E: 0 K: 0 S: 3	H: 0 LOB: 0 BB: 0 P: 3	R: 0 E: 0 K: 0 S: 3	H: 0 LOB: 0 BB: 0 P: 3	R: 0 E: 0 K: 2 S: 7	H: 0 LOB: 0 BB: 0 P: 7	R: 0 E: 0 K: 0 S: 4	H: 1 LOB: 1 BB: 0 P: 4	R: 0 E: 1 K: 0 S: 4	H: 1 LOB: 1 BB: 0 P: 4	R: 0 E: 0 K: 0 S: 3	H: 0 LOB: 0 BB: 0 P: 3	R: 4 E: 1 K: 0 S: 7	H: 4 LOB: 1 BB: 1 P: 11		1B: 8 2B: 0 3B: 0 HR: 1	SF: 0 SAC: 0 DP: 2 HBP: 0	WP: 0 PB: 0 CS: 0	PA: 37	
<b>PITCHER</b>	IP	WLS	BF	H	R	ER	SO	BB	IBB	HBP	BLK	WP	HR	S	P	ERA		WHIP			ERA	WHIP
<b>Jim Palmer, R</b> ERA: 2.63	(1, 1)	8.2	W	35	8	5	4	2	3	0	0	0	0	1	36	48	4.15	1.269				
<b>Eddie Watt, R</b> ERA: 1.78	(9, 1)	0.0	S	1	1	0	0	0	0	0	0	0	0	1	1							
<b>Pete Richert, L</b> ERA: 3.21	(9, 1)	0.1	S	1	0	0	0	0	0	0	0	0	0	1	1	0.00	0.000					

Batter	1	2	3	4	5	6	7	8	9	AB R H RBI BB SO LOB	TOP											
Don Buford, S OBP: 0.432, SLG: 0.535 Paul Blair, R OBP: 0.295, SLG: 0.379	0-0 HR	0-0 4-3	0-0 4-3	4-0 BB BB	0-0 1B 2B	0-0 1B 2B		0-0 2-3		4 1 2 1 1 0 1 0 0 0 0 0 0 0	Baltimore Orioles @ Washington Senators Robert F. Kennedy Memorial Stadium, Washington, DC Thu Jun 24 1971, 7:05 PM EDT Att: 5,765 - Unknown  livebaseballscorecards.com											
Jerry Davanon, R OBP: 0.571, SLG: 0.400 Mark Belanger, R OBP: 0.391, SLG: 0.345	0-3 K		0-0 5-3	4-0 1-2 2-3 BB	0-0 1B 2B	0-0 1B		0-0 1B	4 0 2 1 1 1 0 0 0 0 0 0 0 0													
Boog Powell, L OBP: 0.364, SLG: 0.401	4-0 1B BB		4-0 BB 1B SF8	0-0 1-2 BB	4-0 BB			0-0 P4	2 2 0 0 3 0 4													
Frank Robinson, R OBP: 0.402, SLG: 0.500	4-0 1B BB		0-0 SF8 BB 1B		0-0 F9	0-0 F8		0-0 G6-4-3 1B	4 0 2 0 1 0 2													
Merv Rettenmund, R OBP: 0.412, SLG: 0.385	0-0 F9		4-0 1-2 2-3 BB		0-0 1B 2B		0-0 G4-3 1B	0-0 G6-4-3 1B	4 1 2 0 1 0 3													
Brooks Robinson, R OBP: 0.359, SLG: 0.397	0-0 1-3 2-H 1B		0-0 SF8	0-0 FC4 BB CS 1B			0-0 G4-3 1B	0-0 F9	4 1 2 3 0 0 1													
Davey Johnson, R OBP: 0.372, SLG: 0.430	0-0 F8		0-0 F8	4-0 1-2 FC4 BB			0-3 K		3 0 0 0 1 1 4													
Andy Etchebarren, R OBP: 0.287, SLG: 0.317		0-0 6-3		0-0 BB SH1-4 1B	0-0 FC4 CS			0-0 2-3 1B	4 1 2 0 0 0 2													
Dave McNally, R OBP: 0.152, SLG: 0.156	0-3 K	0-3 K	0-0 SH1-4	0-0 SH1-4	0-0 CS	0-3 K		0-3 K	3 0 0 0 0 3 1	AB 32 R 6 H 12 RBI 5 BB 8 SO 5 LOB 18  												
<b>Inning Stats</b>	R: 2 E: 0 K: 1 S: 7	H: 2 LOB: 2 BB: 2 P: 15	R: 0 E: 0 K: 1 S: 5	H: 0 LOB: 0 BB: 0 P: 5	R: 1 E: 0 K: 0 S: 4	H: 1 LOB: 2 BB: 2 P: 12	R: 0 E: 0 K: 0 S: 3	H: 1 LOB: 2 BB: 1 P: 11	R: 2 E: 0 K: 1 S: 4	H: 2 LOB: 0 BB: 1 P: 8	R: 0 E: 0 K: 1 S: 6	H: 2 LOB: 2 BB: 1 P: 10	R: 0 E: 0 K: 1 S: 5	H: 1 LOB: 0 BB: 0 P: 5	R: 1 E: 0 K: 1 S: 7	H: 2 LOB: 1 BB: 0 P: 7	R: 0 E: 0 K: 0 S: 3	H: 1 LOB: 0 BB: 0 P: 3	1B: 9 2B: 2 3B: 0 HR: 1	SF: 1 SAC: 1 DP: 3 HBP: 0	WP: 0 PB: 0 SB: 0 CS: 2	PA: 43
<b>PITCHER</b>	IP WLS BF H R ER SO BB IBB HBP BLK WP HR S P ERA WHIP															IP WLS BF H R ER SO BB IBB HBP BLK WP HR S P ERA WHIP						
Jackie Brown, R ERA: 2.76	(1, 1) 2.1 L 14 3 3 3 2 4 0 0 0 0 0 1 14 30 11.57 3.000																					
Gerry Janeski, R ERA: 4.9	(3, 1) 2.0 11 3 2 2 0 3 0 0 0 0 0 0 8 20 9.00 3.000																					
Horacio Pina, R ERA: 3.14	(5, 1) 0.2 1 0 0 0 0 0 0 0 0 0 0 0 1 1 0.00 0.000																					
Denny Riddleberger, L ERA: 4.67	(6, 1) 3.0 13 5 1 1 3 1 0 0 0 0 0 0 18 22 3.00 2.000																					
Joe Grzenda, L ERA: 1.75	(9, 1) 1.0 3 1 0 0 0 0 0 0 0 0 0 0 3 3 0.00 1.000																					

Batter	1	2	3	4	5	6	7	8	9	AB R H RBI BB SO LOB	BOTTOM											
Del Unser, L OBP: 0.350, SLG: 0.376	0-0 4-3		0-0 SH2-3		0-0 1B			4-0 BB		2 0 1 0 1 0 0	Baltimore Orioles @ Washington Senators Robert F. Kennedy Memorial Stadium, Washington, DC Thu Jun 24 1971, 7:05 PM EDT Att: 5,765 - Unknown  livebaseballscorecards.com											
Davey Nelson, R OBP: 0.310, SLG: 0.464 Joe Grzenda, R	0-0 5-3		0-0 G5-4-3 1B		0-0 F9			0-0 F9	4 0 1 1 0 0 2 0 0 0 0 0 0 0													
Frank Howard, R OBP: 0.373, SLG: 0.488	4-0 1B BB		0-0 G5-4-3			0-3 K		0-0 4-3	3 0 0 0 1 1 2													
Dick Billings, R OBP: 0.250, SLG: 0.259	0-0 FC6-4 1B		0-0 6-3		0-0 F9			0-0 5-3	4 0 1 0 0 0 0													
Elliott Maddox, R OBP: 0.299, SLG: 0.246	0-0 FC6-4		0-0 F3		0-0 6-3			0-0 6-3	4 0 0 0 0 0 2													
Don Mincher, L OBP: 0.411, SLG: 0.454		0-0 4-3		4-0 BB		0-0 G6-4-3 1B		0-3 K	3 0 1 0 1 1 0													
Lenny Randle, S OBP: 0.286, SLG: 0.259		0-0 5-3		0-0 F2		0-0 F2			3 0 0 0 0 0 2													
Tim Cullen, R OBP: 0.233, SLG: 0.213		0-0 6-3			0-0 1-3		0-0 G6-4-3		3 0 0 0 0 0 1													
Jackie Brown, R Gerry Janeski, R Horacio Pina, R Larry Blittner, L Denny Riddleberger, R Toby Harrah, R	(1, 1) 0-0 (3, 1) 0-0 (5, 1) 0-0 (6, PH) 4-0 (8, PH) 1B (9, 5) BB		4-0 SH2-3 1B BB		0-0 3-1			0-3 K	0 0 0 0 0 0 0 0 1 0 0 0 1 0 0 0 0 0 0 0 0 1 0 0 0 0 0 0 0 0 0 0 0 0 0 1 0 0 0 0 1 0	AB 28 R 1 H 4 RBI 1 BB 4 SO 3 LOB 9  												
<b>Inning Stats</b>	R: 0 E: 0 K: 0 S: 4	H: 1 LOB: 1 BB: 1 P: 8	R: 0 E: 0 K: 0 S: 3	H: 0 LOB: 0 BB: 0 P: 3	R: 1 E: 0 K: 0 S: 3	H: 1 LOB: 1 BB: 1 P: 7	R: 0 E: 0 K: 0 S: 3	H: 0 LOB: 1 BB: 1 P: 7	R: 0 E: 0 K: 1 S: 5	H: 1 LOB: 0 BB: 0 P: 4	R: 0 E: 0 K: 1 S: 5	H: 0 LOB: 0 BB: 0 P: 5	R: 0 E: 0 K: 0 S: 3	H: 1 LOB: 0 BB: 0 P: 3	R: 0 E: 0 K: 1 S: 5	H: 0 LOB: 1 BB: 1 P: 9	R: 0 E: 0 K: 1 S: 5	H: 0 LOB: 0 BB: 0 P: 5	1B: 4 2B: 0 3B: 0 HR: 0	SF: 0 SAC: 1 DP: 2 HBP: 0	WP: 0 PB: 0 SB: 0 CS: 0	PA: 33
<b>PITCHER</b>	IP WLS BF H R ER SO BB IBB HBP BLK WP HR S P ERA WHIP															IP WLS BF H R ER SO BB IBB HBP BLK WP HR S P ERA WHIP						
Dave McNally, L ERA: 3.07	(1, 1) 9.0 W 33 4 1 1 3 4 0 0 0 0 0 0 35 51 1.00 0.889																					

Batter	1	2	3	4	5	6	7	8	9	AB	R	H	RBI	BB	SO	LOB	TOP			
Del Unser, L OBP: 0.344, SLG: 0.369 (1, 7)	0-0 6-3	0-0 4-3			0-0 G3			0-0 F7		4	0	0	0	0	0	1	Washington Senators @ New York Yankees Yankee Stadium, Bronx, NY Fri Jun 25 1971, 7:05 PM EDT Att: 13,261 - Unknown - 86 F	livebaseballscorecards.com		
Bernie Allen, L OBP: 0.333, SLG: 0.391 Toby Harrah, R OBP: 0.332, SLG: 0.338 (1, 5) (6, 5) (7, 6)	0-0 FC5-4 BB 1B		0-0 4-3		0-0 L3-1		0-0 E4		3	0	1	0	0	0	0	0				
Don Mincher, L OBP: 0.409, SLG: 0.447 (1, 3)	4-0 FC5-4 BB 1-2		0-0 F7		0-0 G3		0-0 F5		3	0	0	0	1	0	1					
Frank Howard, R OBP: 0.371, SLG: 0.496 (1, 9)	0-0 FC5-4 1-2 2-3		0-0 6-3		0-0 HR		0-3 K		4	1	1	1	0	1	3					
Elliott Maddox, R OBP: 0.291, SLG: 0.238 (1, 8)	0-0 F4			0-0 5-3		0-3 K			4	0	0	0	0	1	2					
Paul Casanova, R OBP: 0.242, SLG: 0.315 Rick Stelmazek, L (7, PH) (7, 2)		0-0 6-3		0-0 F8			0-0 6-3		2	0	0	0	0	0	0					
Lenny Randle, S OBP: 0.281, SLG: 0.258 (1, 4)		0-0 2B 1B		0-3 K			0-0 6-3		4	1	1	0	0	1	0					
Tim Cullen, R OBP: 0.238, SLG: 0.224 Horacio Pina, R (7, 1)		0-0 4-3 1-H 2B			0-0 F9		0-0 E7 1B		3	0	2	1	0	0	0					
Pete Broberg, R Casey Cox, R Larry Ginter Jackie Brown, R Davey Nelson, R (1, 1) (3, 1) (5, PH) (5, 1) (7, PH) (7, 9)		0-0 4-3 2-3			0-3 K		0-3 K		1	0	0	0	0	0	1					
<b>Inning Stats</b>	R: 0 E: 0 K: 0 S: 4	H: 1 LOB: 2 BB: 1 P: 8	R: 1 E: 0 K: 0 S: 5	H: 2 LOB: 1 BB: 0 P: 5	R: 0 E: 0 K: 1 S: 3	H: 0 LOB: 0 BB: 0 P: 3	R: 0 E: 0 K: 1 S: 5	H: 0 LOB: 0 BB: 0 P: 5	R: 1 E: 0 K: 1 S: 6	H: 1 LOB: 0 BB: 0 P: 6	R: 0 E: 0 K: 1 S: 6	H: 1 LOB: 1 BB: 0 P: 6	R: 0 E: 1 K: 0 S: 3	H: 0 LOB: 0 BB: 0 P: 3	R: 0 E: 0 K: 0 S: 3	H: 0 LOB: 0 BB: 0 P: 3			1B: 3 2B: 1 3B: 0 HR: 1	SF: 0 SAC: 0 DP: 0 HBP: 0
<b>PITCHER</b> Steve Kline, R ERA: 3.07 (1, 1)	IP: 9.0 WLS: W BF: 34 H: 5 R: 2 ER: 2 SO: 5 BB: 1 IBB: 0 HBP: 0 BLK: 0 WP: 0 HR: 1 S: 43 P: 47 ERA: 2.00 WHIP: 0.667															<b>PITCHER</b>				


Batter	1	2	3	4	5	6	7	8	9	AB	R	H	RBI	BB	SO	LOB	BOTTOM			
Horace Clarke, S OBP: 0.348, SLG: 0.342 (1, 4)	0-0 3B 1B	0-0 1-3		0-3 K	4-0 BB		0-0 6-3		4	1	1	0	1	1	1	Washington Senators @ New York Yankees Yankee Stadium, Bronx, NY Fri Jun 25 1971, 7:05 PM EDT Att: 13,261 - Unknown - 86 F	livebaseballscorecards.com			
Jerry Kenney, L OBP: 0.348, SLG: 0.319 (1, 5)	0-3 K		0-0 3B 1B	4-0 3B BB	0-0 1-3		0-0 2B 1B		4	3	2	0	1	1	3					
Bobby Murcer, L OBP: 0.460, SLG: 0.571 Jim Lyttle, L OBP: 0.227, SLG: 0.302 (1, 8) (7, 8)	0-0 1-H E 3B		4-0 1-2 3B BB	0-0 1-H 3B	4-0 4-3 BB		0-0 1-3 2B		2	2	2	2	2	0	0					
Felipe Alou, R OBP: 0.300, SLG: 0.353 (1, 3)	0-0 FC5 4-3 1B		0-0 1-H 2-H 3B	0-0 L6		0-0 4-3		0-0 2-H 3-H 1B	5	2	2	4	0	0	2					
Ron Blomberg, L OBP: 0.400, SLG: 1.200 (1, 9)	0-0 4-3 2-3		0-0 3-H HR		0-0 6-3 HR 2B		0-0 L8		5	2	2	2	0	0	2					
Ron Swoboda, R OBP: 0.366, SLG: 0.380 (1, 7)	0-0 3-H 1B		0-0 3-H 5-3		0-0 6-3		0-0 4-3		4	0	1	1	1	0	2					
Jake Gibbs, L OBP: 0.274, SLG: 0.311 (1, 2)	0-0 F5		0-3 K		0-0 HR		0-0 L8		5	1	1	2	0	1	2					
Gene Michael, S OBP: 0.338, SLG: 0.291 (1, 6)		0-3 K	0-0 6-3		0-0 SH1 1B		0-0 E5 FC1-8		4	0	1	0	0	1	0					
Steve Kline, R OBP: 0.237, SLG: 0.222 (1, 1)	0-0 L3		0-0 L6-3		0-0 SH1		0-0 FC1-6		3	0	0	0	0	0	1					
<b>Inning Stats</b>	R: 3 E: 1 K: 1 S: 9	H: 3 LOB: 1 BB: 0 P: 9	R: 0 E: 0 K: 1 S: 5	H: 0 LOB: 0 BB: 0 P: 5	R: 4 E: 1 K: 1 S: 8	H: 3 LOB: 1 BB: 1 P: 12	R: 1 E: 0 K: 1 S: 6	H: 1 LOB: 1 BB: 1 P: 10	R: 2 E: 0 K: 0 S: 6	H: 3 LOB: 2 BB: 1 P: 10	R: 0 E: 0 K: 0 S: 3	H: 0 LOB: 1 BB: 1 P: 7	R: 0 E: 1 K: 0 S: 4	H: 0 LOB: 1 BB: 0 P: 4	R: 2 E: 0 K: 0 S: 5			H: 3 LOB: 1 BB: 1 P: 9	1B: 6 2B: 2 3B: 3 HR: 2	SF: 0 SAC: 1 DP: 0 HBP: 0
<b>PITCHER</b> Pete Broberg, R ERA: 7.56 Casey Cox, R ERA: 3.5 Jackie Brown, R ERA: 3.44 Horacio Pina, R ERA: 3.52 (1, 1) (3, 1) (5, 1) (7, 1)	IP: 2.0 WLS: L BF: 14 H: 6 R: 7 ER: 5 SO: 2 BB: 1 IBB: 0 HBP: 0 BLK: 0 WP: 0 HR: 1 S: 17 P: 21 ERA: 22.50 WHIP: 3.500															<b>PITCHER</b>				



Batter	1	2	3	4	5	6	7	8	9	AB	R	H	RBI	BB	SO	LOB	TOP							
Del Unser, L OBP: 0.341, SLG: 0.378 (1,8)										4	1	1	2	0	0	0								
Tom McCraw, L OBP: 0.296, SLG: 0.427 (1,7)										4	0	1	0	0	0	0								
Don Mincher, L OBP: 0.407, SLG: 0.438 Elliott Maddox, R OBP: 0.289, SLG: 0.236 (9, PR)										2	0	0	0	1	0	1								
Frank Howard, R OBP: 0.364, SLG: 0.485 (1,9)										4	0	0	0	0	2	3								
Bernie Allen, L OBP: 0.321, SLG: 0.367 (1,5)										3	0	0	0	1	0	2								
Paul Casanova, R OBP: 0.242, SLG: 0.314 (1,2)										4	0	1	0	0	1	2								
Lenny Randle, S OBP: 0.237, SLG: 0.216 (1,4)										3	0	0	0	0	0	2								
Tim Cullen, R OBP: 0.237, SLG: 0.222 (1,6)										3	1	1	0	0	0	1								
Gerry Janeski, R OBP: 0.267, SLG: 0.214 Joe Grzenda, R (1,1)										0	0	0	0	0	0	0								
Casey Cox, R OBP: 0.150, SLG: 0.105 Paul Lindblad, L OBP: 0.200, SLG: 0.300 Horacio Pina, R (9,1)										1	0	0	0	0	1	0								
										1	0	0	0	0	1	0								
										0	0	0	0	0	0	0								
										0	0	0	0	0	0	0								
<b>Inning Stats</b>	R: 0 E: 0 K: 0 S: 3	H: 0 LOB: 0 BB: 0 P: 3	R: 0 E: 0 K: 1 S: 5	H: 0 LOB: 1 BB: 1 P: 9	R: 2 E: 0 K: 0 S: 5	H: 2 LOB: 1 BB: 0 P: 6	R: 0 E: 0 K: 1 S: 5	H: 0 LOB: 0 BB: 0 P: 5	R: 0 E: 0 K: 1 S: 6	H: 1 LOB: 0 BB: 0 P: 6	R: 0 E: 0 K: 0 S: 3	H: 1 LOB: 0 BB: 0 P: 3	R: 0 E: 0 K: 1 S: 5	H: 0 LOB: 0 BB: 1 P: 7	R: 0 E: 0 K: 0 S: 3	H: 0 LOB: 1 BB: 1 P: 7	1B: 3 2B: 0 3B: 0 HR: 1	SF: 0 SAC: 1 DP: 0 HBP: 1	WP: 0 PB: 0 CS: 1	PA: 33				
<b>PITCHER</b>	IP	WLS	BF	H	R	ER	SO	BB	IBB	HBP	BLK	WP	HR	S	P	ERA	WHIP							
Stan Bahnsen, R ERA: 3.01 Lindy McDaniel, R ERA: 5.99	(1,1) (9,1)		8.0 4	L 0	29 0	4 0	2 0	2 0	5 0	1 1	0 0	0 0	0 0	1 3	37 7	42 7	2.25 0.00	0.625 1.000						

Washington Senators @ New York Yankees  
Yankee Stadium, Bronx, NY  
Sun Jun 27 1971, 3:33 AM EDT  
Sunny - 84 F

AB 29  
R 2  
H 4  
RBI 2  
BB 2  
SO 5  
LOB 11



Batter	1	2	3	4	5	6	7	8	9	AB	R	H	RBI	BB	SO	LOB	BOTTOM						
Horace Clarke, S OBP: 0.348, SLG: 0.337 (1,4)										3	1	0	0	1	0	1							
Jerry Kenney, L OBP: 0.348, SLG: 0.310 Ron Hansen, R OBP: 0.265, SLG: 0.250 (6, PH)										1	0	0	0	1	1	1							
Bobby Murcer, L OBP: 0.458, SLG: 0.589 (1,8)										4	0	0	0	0	1	3							
Ron Blomberg, L OBP: 0.364, SLG: 0.700 Felipe Alou, R OBP: 0.305, SLG: 0.362 (7, PH)										2	0	1	1	0	0	0							
Jake Gibbs, L OBP: 0.276, SLG: 0.311 Thurman Munson, R OBP: 0.344, SLG: 0.366 (9, PH)										3	0	1	0	0	1	2							
Danny Cater, R OBP: 0.273, SLG: 0.308 (1,3)										3	0	1	0	1	0	0							
Jim Lytle, L OBP: 0.224, SLG: 0.297 Ron Swoboda, R OBP: 0.370, SLG: 0.369 (6, PH)										1	0	0	0	0	0	0							
Frank Baker, L OBP: 0.306, SLG: 0.179 Gene Michael, S OBP: 0.338, SLG: 0.289 (6,6)										2	0	0	0	1	1	4							
Stan Bahnsen, R OBP: 0.189, SLG: 0.278 Roy White, S OBP: 0.377, SLG: 0.502 Lindy McDaniel, R OBP: 0.200, SLG: 0.200 (9,1)										2	0	1	0	0	0	0							
										1	0	0	0	0	0	0							
										0	0	0	0	0	0	0							
<b>Inning Stats</b>	R: 1 E: 0 K: 0 S: 3	H: 1 LOB: 1 BB: 2 P: 11	R: 0 E: 0 K: 0 S: 3	H: 0 LOB: 0 BB: 0 P: 3	R: 0 E: 0 K: 1 S: 6	H: 1 LOB: 1 BB: 0 P: 6	R: 0 E: 0 K: 1 S: 5	H: 0 LOB: 0 BB: 0 P: 5	R: 0 E: 0 K: 0 S: 2	H: 0 LOB: 0 BB: 1 P: 6	R: 0 E: 0 K: 0 S: 3	H: 0 LOB: 2 BB: 1 P: 10	R: 0 E: 1 K: 0 S: 3	H: 0 LOB: 0 BB: 0 P: 3	R: 0 E: 0 K: 1 S: 7	H: 2 LOB: 2 BB: 0 P: 7	1B: 4 2B: 1 3B: 0 HR: 0	SF: 0 SAC: 0 DP: 3 HBP: 0	WP: 1 PB: 0 CS: 0	PA: 34			
<b>PITCHER</b>	IP	WLS	BF	H	R	ER	SO	BB	IBB	HBP	BLK	WP	HR	S	P	ERA	WHIP						
Gerry Janeski, R ERA: 5.04 Joe Grzenda, L ERA: 1.39 Casey Cox, R ERA: 3.48 Paul Lindblad, L ERA: 2.7 Horacio Pina, R ERA: 3.48	(1,1) (1,1) (7,1) (9,1) (9,1)		0.0 6.1 1.2 0.2 0.1	W 0	21 0	3 0	0 0	2 1	1 0	0 0	0 0	0 0	0 0	24 7	28 11	0.00 0.00	0.632 0.600						

Washington Senators @ New York Yankees  
Yankee Stadium, Bronx, NY  
Sun Jun 27 1971, 3:33 AM EDT  
Sunny - 84 F

AB 30  
R 1  
H 5  
RBI 1  
BB 4  
SO 4  
LOB 15



Batter	1	2	3	4	5	6	7	8	9	AB R H RBI BB SO LOB	TOP											
<b>Toby Harrah, R</b> OBP: 0.333, SLG: 0.340 (1, 5)	F9		K			F8		E	1B SF7	5 1 2 2 0 1 0	<b>Washington Senators @ New York Yankees</b> Yankee Stadium, Bronx, NY Sun Jun 27 1971, 3:38 AM EDT Att: 41,173 - Sunny - 89 F <a href="http://livebaseballscorecards.com">livebaseballscorecards.com</a>											
<b>Elliott Maddox, R</b> OBP: 0.292, SLG: 0.258 (1, 8)	1B		F7			1B SF8		E5	1B K	5 2 2 0 0 1 3												
<b>Frank Howard, R</b> OBP: 0.366, SLG: 0.483 <b>Tom McCraw, L</b> OBP: 0.292, SLG: 0.432 (6, PR) (8, 9)	K			K				FC5	1B	3 0 1 0 1 2 1 1 0 1 0 0 0 0												
<b>Dick Billings, R</b> OBP: 0.253, SLG: 0.264 <b>Don Mincher, L</b> OBP: 0.406, SLG: 0.439 (8, PH) (8, 3)	1B			3-1		SF8		FC6-2-5	1B	2 0 1 2 0 0 0 2 0 1 1 0 0 3												
<b>Paul Casanova, R</b> OBP: 0.236, SLG: 0.308 (1, 2)	F9			K		6-3		FC5	SF7	4 0 0 1 0 1 4												
<b>Del Unser, L</b> OBP: 0.342, SLG: 0.376 (1, 7)		G5-4-3			4-3		4-3		1B	4 1 1 0 1 0 2												
<b>Lenny Randle, S</b> OBP: 0.238, SLG: 0.220 (1, 4)		G5-4-3			P3		F7		E4	4 1 1 0 0 0 1												
<b>Tim Cullen, R</b> OBP: 0.241, SLG: 0.232 (1, 6)		F9					P4		1B	3 1 1 0 1 0 0												
<b>Jim Shellenback, L</b> OBP: 0.154, SLG: 0.154 (1, 1)			L6		K			E	1B	4 2 2 1 0 1 1												
<b>Inning Stats</b>	R: 1 E: 0 K: 1 S: 7	H: 2 LOB: 1 BB: 0 P: 7	R: 0 E: 0 K: 0 S: 2	H: 0 LOB: 0 BB: 1 P: 6	R: 0 E: 0 K: 2 S: 5	H: 0 LOB: 0 BB: 0 P: 5	R: 0 E: 0 K: 2 S: 7	H: 0 LOB: 0 BB: 0 P: 7	R: 0 E: 0 K: 1 S: 6	H: 1 LOB: 1 BB: 0 P: 6	R: 1 E: 0 K: 0 S: 5	H: 2 LOB: 1 BB: 0 P: 5	R: 0 E: 0 K: 0 S: 3	H: 0 LOB: 0 BB: 0 P: 3	R: 1 E: 1 K: 0 S: 5	H: 2 LOB: 2 BB: 1 P: 9	R: 5 E: 1 K: 1 S: 11	H: 6 LOB: 2 BB: 1 P: 15	1B: 11 2B: 0 3B: 2 HR: 0	SF: 2 SAC: 0 DP: 2 HBP: 0	WP: 0 PB: 0 CS: 0	PA: 42
<b>PITCHER</b>	IP WLS BF H R ER SO BB IBB HBP BLK WP HR S P ERA WHIP																					
<b>Mike Kekich, L</b> ERA: 5.04 (1, 1)	7.0 L 30 7 3 2 5 1 1 0 0 0 0 38 46 2.57 1.143																					
<b>Jack Aker, R</b> ERA: 2.35 (8, 1)	1.0 2 0 0 0 0 0 0 0 0 0 0 2 2 0.00 0.000																					
<b>Gary Jones, L</b> ERA: 8.25 (9, 1)	1.0 10 6 5 5 1 0 1 0 0 0 0 0 11 15 45.00 6.000																					


Batter	1	2	3	4	5	6	7	8	9	AB R H RBI BB SO LOB	BOTTOM											
<b>Horace Clarke, S</b> OBP: 0.343, SLG: 0.332 (1, 4)	6-3		P3			5-3		P4		4 0 0 0 0 0 1	<b>Washington Senators @ New York Yankees</b> Yankee Stadium, Bronx, NY Sun Jun 27 1971, 3:38 AM EDT Att: 41,173 - Sunny - 89 F <a href="http://livebaseballscorecards.com">livebaseballscorecards.com</a>											
<b>Thurman Munson, R</b> OBP: 0.347, SLG: 0.370 (1, 2)	F7		K			1B		E	BB	3 0 1 0 1 1 1												
<b>Bobby Murcer, L</b> OBP: 0.460, SLG: 0.590 <b>Ron Blomberg, L</b> OBP: 0.333, SLG: 0.636 (6, PR) (7, 9)	1B			4-3				E6		3 0 2 0 0 0 0 1 0 0 0 0 0 1												
<b>Felipe Alou, R</b> OBP: 0.300, SLG: 0.355 (1, 9) (7, 8)	FC6-4			F8		F8		L8		4 0 0 0 0 0 4												
<b>Danny Cater, R</b> OBP: 0.269, SLG: 0.304 (1, 3)		5-3		L8				1-3		4 0 0 0 0 0 0												
<b>Ron Swoboda, R</b> OBP: 0.375, SLG: 0.375 (1, 7)	K					F7			F8	4 0 2 0 0 1 0												
<b>Ron Hansen, R</b> OBP: 0.245, SLG: 0.229 (1, 5)	K					F7		F9		4 0 0 0 0 1 2												
<b>Gene Michael, S</b> OBP: 0.338, SLG: 0.290 (1, 6)			SH1-4			P4		F9		3 0 1 0 0 0 2												
<b>Mike Kekich, R</b> OBP: 0.214, SLG: 0.214 <b>Jack Aker, R</b> (8, 1) <b>Jerry Kenney, L</b> OBP: 0.347, SLG: 0.308 <b>Gary Jones, L</b> (9, 1)	SH1-4					F9			6-3	1 0 0 0 0 0 1 0 0 0 0 0 0 0 1 0 0 0 0 0 0 0 0 0 0 0 0 0												
<b>Inning Stats</b>	R: 0 E: 0 K: 0 S: 4	H: 1 LOB: 1 BB: 0 P: 4	R: 0 E: 0 K: 2 S: 7	H: 0 LOB: 0 BB: 0 P: 7	R: 0 E: 0 K: 1 S: 6	H: 1 LOB: 1 BB: 0 P: 6	R: 0 E: 0 K: 0 S: 3	H: 0 LOB: 0 BB: 0 P: 3	R: 0 E: 0 K: 0 S: 4	H: 1 LOB: 1 BB: 0 P: 4	R: 0 E: 0 K: 0 S: 4	H: 2 LOB: 1 BB: 0 P: 4	R: 0 E: 0 K: 0 S: 4	H: 1 LOB: 1 BB: 0 P: 4	R: 0 E: 1 K: 0 S: 4	H: 0 LOB: 2 BB: 1 P: 8	R: 0 E: 0 K: 0 S: 3	H: 0 LOB: 0 BB: 0 P: 3	1B: 5 2B: 1 3B: 0 HR: 0	SF: 0 SAC: 1 DP: 0 HBP: 0	WP: 0 PB: 0 CS: 0	PA: 34
<b>PITCHER</b>	IP WLS BF H R ER SO BB IBB HBP BLK WP HR S P ERA WHIP																					
<b>Jim Shellenback, L</b> ERA: 3.92 (1, 1)	9.0 W 34 6 0 0 3 1 0 0 0 0 0 39 43 0.00 0.778																					






Batter	1	2	3	4	5	6	7	8	9	AB	R	H	RBI	BB	SO	LOB	TOP									
<b>Del Unser, L</b> OBP: 0.347, SLG: 0.378 (1, 9)										4	0	2	0	1	0	1	<b>Washington Senators @ Boston Red Sox</b> Fenway Park, Boston, MA Mon Jun 28 1971, 7:05 PM EDT Att: 21,000 - Unknown									
<b>Elliott Maddox, R</b> OBP: 0.283, SLG: 0.248 (1, 8)										5	0	0	0	0	1	5										
<b>Don Mincher, L</b> OBP: 0.406, SLG: 0.433 (1, 3)										3	1	0	0	1	1	1										
<b>Frank Howard, R</b> OBP: 0.365, SLG: 0.479 (1, 7)										4	1	1	0	0	1	1										
<b>Bernie Allen, L</b> OBP: 0.327, SLG: 0.373 (1, 5)										4	1	2	1	0	0	0										
<b>Dick Billings, R</b> OBP: 0.283, SLG: 0.256 (1, 2)										3	1	0	0	0	1	3										
<b>Lenny Randle, S</b> OBP: 0.283, SLG: 0.311 (1, 4)										4	0	3	2	0	0	1										
<b>Tim Cullen, R</b> OBP: 0.242, SLG: 0.234 (9, PH)										3	0	1	0	0	0	2										
<b>Larry Blittner, L</b> OBP: 0.288, SLG: 0.253 (9, PH)										0	0	0	1	0	0	0										
<b>Jackie Brown, R</b> Denny Riddleberger, R Casey Cox, R Paul Lindblad, L Tom McCraw, L										1	0	0	0	0	0	1										
<b>Inning Stats</b>	R: 0 E: 0 K: 1 S: 5	H: 0 LOB: 1 BB: 1 P: 9	R: 0 E: 0 K: 0 S: 4	H: 1 LOB: 1 BB: 0 P: 4	R: 0 E: 0 K: 1 S: 5	H: 1 LOB: 0 BB: 0 P: 5	R: 3 E: 0 K: 1 S: 8	H: 3 LOB: 1 BB: 1 P: 12	R: 0 E: 0 K: 1 S: 5	H: 0 LOB: 0 BB: 0 P: 5	R: 0 E: 0 K: 0 S: 4	H: 1 LOB: 1 BB: 0 P: 4	R: 0 E: 0 K: 0 S: 4	H: 1 LOB: 0 BB: 0 P: 4	R: 0 E: 0 K: 1 S: 5	H: 0 LOB: 0 BB: 0 P: 5	R: 1 E: 0 K: 0 S: 5	H: 2 LOB: 2 BB: 0 P: 6	1B: 7 2B: 2 3B: 0 HR: 0	SF: 1 SAC: 0 DP: 1 HBP: 1	WP: 1 PB: 0 SB: 1 CS: 0	PA: 38				
<b>PITCHER</b>	IP WLS BF H R ER SO BB IBB HBP BLK WP HR S P ERA WHIP															ERA WHIP										
<b>Luis Tiant, R</b> ERA: 11.25	4.0	18	5	3	3	3	2	0	0	0	0	0	0	0	22	30	6.75	1.750								
<b>Bill Lee, L</b> ERA: 3.26	2.0	7	1	0	0	1	0	0	0	0	0	0	0	9	9	0.00	0.500									
<b>Bobby Bolin, R</b> ERA: 3.09	2.0	W	7	1	0	0	1	0	0	0	0	0	0	9	9	0.00	0.500									
<b>Ken Tatum, R</b> ERA: 3.32	1.0	S	6	2	1	1	0	0	0	1	0	0	1	0	5	6	9.00	2.000								



Batter	1	2	3	4	5	6	7	8	9	AB	R	H	RBI	BB	SO	LOB	BOTTOM									
<b>Doug Griffin, R</b> OBP: 0.305, SLG: 0.318 (1, 4)										1	2	1	1	1	0	0	<b>Washington Senators @ Boston Red Sox</b> Fenway Park, Boston, MA Mon Jun 28 1971, 7:05 PM EDT Att: 21,000 - Unknown									
<b>John Kennedy, R</b> OBP: 0.407, SLG: 0.444 (5, 4)										2	2	1	2	0	0	0										
<b>Luis Aparicio, R</b> OBP: 0.246, SLG: 0.278 (1, 6)										4	1	2	1	0	0	0										
<b>Reggie Smith, S</b> OBP: 0.364, SLG: 0.509 (1, 8)										5	0	2	1	0	1	3										
<b>Carl Yastrzemski, L</b> OBP: 0.421, SLG: 0.452 (1, 7)										3	1	1	2	2	0	1										
<b>Rico Petrocelli, R</b> OBP: 0.351, SLG: 0.423 (1, 5)										5	1	2	2	0	0	4										
<b>George Scott, R</b> OBP: 0.322, SLG: 0.414 (1, 3)										5	1	1	0	0	1	0										
<b>Joe Lahoud, L</b> OBP: 0.365, SLG: 0.507 (1, 9)										2	0	0	0	1	0	0										
<b>Bob Montgomery, R</b> OBP: 0.357, SLG: 0.289 (1, 2)										3	1	2	0	1	0	2										
<b>Luis Tiant, R</b> Gary Peters, L Bill Lee, L Mike Eruzione, R Bobby Bolin, R Phil Gagliano, R Ken Tatum, R										1	0	0	0	0	0	1										
<b>Inning Stats</b>	R: 1 E: 0 K: 0 S: 4	H: 2 LOB: 2 BB: 1 P: 8	R: 0 E: 0 K: 0 S: 4	H: 1 LOB: 1 BB: 0 P: 4	R: 1 E: 0 K: 0 S: 4	H: 1 LOB: 0 BB: 0 P: 4	R: 0 E: 0 K: 1 S: 6	H: 1 LOB: 2 BB: 1 P: 10	R: 0 E: 0 K: 0 S: 4	H: 1 LOB: 2 BB: 1 P: 8	R: 0 E: 0 K: 1 S: 6	H: 1 LOB: 1 BB: 0 P: 6	R: 1 E: 0 K: 0 S: 4	H: 2 LOB: 1 BB: 1 P: 8	R: 7 E: 1 K: 1 S: 11	H: 4 LOB: 0 BB: 1 P: 15	1B: 7 2B: 3 3B: 0 HR: 3	SF: 0 SAC: 3 DP: 1 HBP: 0	WP: 0 PB: 0 SB: 1 CS: 0	PA: 42						
<b>PITCHER</b>	IP WLS BF H R ER SO BB IBB HBP BLK WP HR S P ERA WHIP															ERA WHIP										
<b>Jackie Brown, R</b> ERA: 3.68	6.1	30	3	3	3	2	3	0	0	0	0	0	0	4	4	4.26	1.895									
<b>Denny Riddleberger, L</b> ERA: 4.66	0.0	1	0	0	0	0	1	0	0	0	0	0	0	0	0	0	4	4.66								
<b>Casey Cox, R</b> ERA: 3.45	1.1	L	8	2	5	2	1	0	1	0	0	0	0	9	13	13.50	1.500									
<b>Paul Lindblad, L</b> ERA: 3.06	0.1	3	2	2	0	0	0	0	0	0	0	0	0	1	3	3	0.00	6.000								


Batter	1	2	3	4	5	6	7	8	9	AB	R	H	RBI	BB	SO	LOB	TOP					
<b>Del Unser, L</b> OBP: 0.348, SLG: 0.378 (1, 8)	0-0 2B 1B		0-0 G3		0-0 SF9 1B		0-0 F7		0-0 6-3	5	0	2	0	0	0	1	<b>Washington Senators @ Boston Red Sox</b> Fenway Park, Boston, MA Tue Jun 29 1971, 7:05 PM EDT Att: 25,024 - Unknown 					
<b>Lenny Randle, S</b> OBP: 0.294, SLG: 0.340 (1, 4)	0-3 K		0-0 F8 2B		0-0 1-2 2-3 1B		0-3 K		0-0 F8	5	0	2	0	0	2	2						
<b>Don Mincher, L</b> OBP: 0.406, SLG: 0.436 (1, 3)	0-0 1-3 2B		0-0 F8 2-3		0-0 SF9 2-3 3-H 0-3 1B			4-0 1B BB 1B BB	0-0 F7	3	1	1	1	1	0	1						
<b>Frank Howard, R</b> OBP: 0.363, SLG: 0.474 (1, 7)	0-3 K		0-0 5-3		0-0 K			4-0 1B 1B BB		3	0	0	0	1	2	5						
<b>Bernie Allen, L</b> OBP: 0.328, SLG: 0.365 (1, 5)	4-0 BB							0-3 BB		2	0	0	0	1	0	0						
<b>Elliott Maddox, R</b> OBP: 0.281, SLG: 0.246 (8, PH)								0-0 K		1	0	0	0	0	1	2						
<b>Larry Bittner, L</b> OBP: 0.277, SLG: 0.244 (1, 9)	0-0 G1							0-0 1B		3	0	0	0	0	1	3						
<b>Dick Billings, R</b> OBP: 0.260, SLG: 0.264 (8, PH)								1-2 2-3 1B		1	0	1	0	0	0	0						
<b>Paul Casanova, R</b> OBP: 0.236, SLG: 0.307 (1, 2)			0-0 5-3		0-0 P6			0-0 1B		4	0	1	1	0	1	0						
<b>Tim Cullen, R</b> OBP: 0.246, SLG: 0.238 (1, 6)			0-0 6-3					0-0 1B SF9 1B		4	1	2	0	0	0	3						
<b>Pete Broberg, R</b> OBP: 0.327, SLG: 0.425 (7, PH)			0-3 K		0-3 K			0-3 K		2	0	0	0	0	2	1						
<b>Tom McCraw, L</b> OBP: 0.277, SLG: 0.425 (7, PH)								0-0 G3		1	0	0	0	0	1	1						
<b>Denny Riddleberger, R</b> OBP: 0.287, SLG: 0.214 (8, PH)										0	0	0	0	0	0	0						
<b>Rick Stelmazek, L</b> OBP: 0.287, SLG: 0.214 (8, PH)										1	0	0	0	0	0	3						
<b>Gery Janeski, R</b> OBP: 0.287, SLG: 0.214 (8, PH)										0	0	0	0	0	0	0						
<b>Inning Stats</b>	R: 0 E: 0 K: 2 S: 9	H: 2 LOB: 3 BB: 1 P: 13	R: 0 E: 0 K: 1 S: 5	H: 0 LOB: 0 BB: 0 P: 5	R: 0 E: 0 K: 0 S: 4	H: 1 LOB: 1 BB: 0 P: 4	R: 0 E: 0 K: 0 S: 3	H: 0 LOB: 0 BB: 0 P: 3	R: 1 E: 0 K: 2 S: 10	H: 3 LOB: 2 BB: 0 P: 10	R: 0 E: 0 K: 2 S: 7	H: 0 LOB: 0 BB: 0 P: 7	R: 0 E: 0 K: 2 S: 8	H: 1 LOB: 1 BB: 0 P: 8	R: 1 E: 0 K: 1 S: 7	H: 2 LOB: 2 BB: 2 P: 15		R: 0 E: 0 K: 0 S: 3	H: 0 LOB: 0 BB: 0 P: 3	1B: 7 2B: 2 3B: 0 HR: 0	SF: 1 SAC: 0 DP: 0 HBP: 0	WP: 0 PB: 0 SB: 0 CS: 0
<b>PITCHER</b>	IP	WLS	BF	H	R	ER	SO	BB	IBB	HBP	BLK	WP	HR	S	P	ERA	WHIP					
<b>Jim Lonborg, R</b> ERA: 4.15	7.0	W	31	7	2	2	9	3	0	0	0	0	0	46	58	2.57	1.429					
<b>Sparky Lyle, L</b> ERA: 2.67	2.0	S	8	2	0	0	1	0	0	0	0	0	0	10	10	0.00	1.000					

Batter	1	2	3	4	5	6	7	8	9	AB	R	H	RBI	BB	SO	LOB	BOTTOM						
<b>John Kennedy, R</b> OBP: 0.407, SLG: 0.506 (1, 4)	0-0 4-3			0-0 3B		0-0 6-3		0-0 FC3-2 FC6-4		5	1	2	2	0	0	3	<b>Washington Senators @ Boston Red Sox</b> Fenway Park, Boston, MA Tue Jun 29 1971, 7:05 PM EDT Att: 25,024 - Unknown 						
<b>Luis Aparicio, R</b> OBP: 0.245, SLG: 0.277 (1, 6)	0-0 1B	3-H HR	0-3 K	0-0 F8		0-0 F9		0-0 FC6-4		5	0	1	0	0	1	4							
<b>Reggie Smith, S</b> OBP: 0.359, SLG: 0.502 (1, 9)	0-3 K		0-0 F8		0-0 F5		0-3 K			4	0	0	0	0	2	0							
<b>Carl Yastrzemski, L</b> OBP: 0.422, SLG: 0.455 (1, 7)		4-0 BB 1B BB	0-3 K	0-0 F9 2B		0-0 F8				3	1	1	0	1	1	0							
<b>Rico Petrocelli, R</b> OBP: 0.356, SLG: 0.428 (1, 5)		0-0 F8	0-0 1B 2B	0-0 BB	4-0 BB	0-0 BB				2	1	1	0	2	0	1							
<b>George Scott, R</b> OBP: 0.321, SLG: 0.412 (1, 3)		0-0 E5 1B BB	0-0 1B	0-0 F9		0-3 K				4	1	1	1	0	1	4							
<b>Billy Conigliaro, R</b> OBP: 0.325, SLG: 0.487 (1, 8)		4-0 1B BLK BB	0-0 L4	0-0 F8		0-0 3-1				3	1	0	0	1	0	3							
<b>Bob Montgomery, R</b> OBP: 0.391, SLG: 0.341 (1, 2)		0-0 BLK HR 1B	0-0 F8	0-0 SH3-4 HBP		0-0 1B FC3-2 2B				3	1	2	2	0	0	0							
<b>Jim Lonborg, R</b> OBP: 0.222, SLG: 0.125 (1, 1)		0-0 K	0-0 6-3		0-0 SH3-4		0-0 FC3-2 1B			2	0	0	0	0	1	1							
<b>Sparky Lyle, L</b> OBP: 1.000, SLG: 1.000 (8, 1)		0-0 K	0-0 6-3		0-0 SH3-4		0-0 FC3-2 1B			1	0	1	0	0	0	0							
<b>Inning Stats</b>	R: 0 E: 0 K: 1 S: 5	H: 1 LOB: 0 BB: 0 P: 5	R: 5 E: 1 K: 2 S: 10	H: 2 LOB: 0 BB: 2 P: 18	R: 1 E: 0 K: 1 S: 7	H: 2 LOB: 1 BB: 0 P: 7	R: 0 E: 0 K: 0 S: 4	H: 1 LOB: 1 BB: 0 P: 4	R: 0 E: 0 K: 0 S: 3	H: 0 LOB: 0 BB: 0 P: 4	R: 0 E: 0 K: 2 S: 7	H: 0 LOB: 1 BB: 1 P: 11	R: 0 E: 0 K: 0 S: 5	H: 2 LOB: 2 BB: 0 P: 5	R: 0 E: 0 K: 0 S: 5	H: 0 LOB: 0 BB: 0 P: 5		1B: 4 2B: 3 3B: 1 HR: 1	SF: 0 SAC: 1 DP: 0 HBP: 1	WP: 0 PB: 0 SB: 0 CS: 0	PA: 38		
<b>PITCHER</b>	IP	WLS	BF	H	R	ER	SO	BB	IBB	HBP	BLK	WP	HR	S	P	ERA		WHIP					
<b>Pete Broberg, R</b> ERA: 6.28	6.0	L	29	7	6	3	4	3	0	1	1	0	0	33	46	4.50		1.667					
<b>Denny Riddleberger, L</b> ERA: 4.54	1.0		4	0	0	0	2	1	0	0	0	0	0	7	11	0.00		1.000					
<b>Gery Janeski, R</b> ERA: 4.96	1.0		5	2	0	0	0	0	0	0	0	0	0	5	5	0.00		2.000					

Batter	1	2	3	4	5	6	7	8	9	AB	R	H	RBI	BB	SO	LOB	TOP			
Horace Clarke, S OBP: 0.333, SLG: 0.321										4	0	0	0	0	0	1	<b>New York Yankees @ Washington Senators</b> Robert F. Kennedy Memorial Stadium, Washington, DC Wed Jun 30 1971, 7:05 PM EDT Att: 8,747 - Unknown			
Jerry Kenney, L OBP: 0.374, SLG: 0.318										4	0	1	0	0	0	2				
Felipe Alou, R OBP: 0.303, SLG: 0.365										4	0	0	0	0	0	2				
Roy White, S OBP: 0.375, SLG: 0.511 Jim Lytle, L OBP: 0.269, SLG: 0.315										4	1	1	1	0	0	1				
Ron Blomberg, L OBP: 0.448, SLG: 0.542										3	0	1	0	1	0	0				
Thurman Munson, R OBP: 0.345, SLG: 0.360										3	0	0	0	1	0	2				
Danny Cater, R OBP: 0.269, SLG: 0.303										3	0	1	0	0	0	3				
Gene Michael, S OBP: 0.336, SLG: 0.292										3	0	1	0	0	0	0				
Mel Stottlemyre, R OBP: 0.235, SLG: 0.196										3	0	1	0	0	0	0				
<b>Inning Stats</b>	R: 0 E: 1 K: 0 S: 3	H: 0 LOB: 0 BB: 0 P: 3	R: 0 E: 1 K: 0 S: 4	H: 0 LOB: 1 BB: 0 P: 4	R: 0 E: 0 K: 0 S: 4	H: 1 LOB: 1 BB: 0 P: 4	R: 0 E: 0 K: 0 S: 3	H: 0 LOB: 0 BB: 0 P: 3	R: 0 E: 0 K: 0 S: 3	H: 1 LOB: 0 BB: 0 P: 3	R: 0 E: 0 K: 0 S: 4	H: 2 LOB: 2 BB: 0 P: 4	R: 0 E: 0 K: 0 S: 3	H: 0 LOB: 0 BB: 0 P: 3	R: 1 E: 0 K: 0 S: 4	H: 2 LOB: 0 BB: 0 P: 4		1B: 5 2B: 1 3B: 0 HR: 1	SF: 0 SAC: 0 DP: 1 HBP: 0	WP: 0 PB: 0 SB: 2 CS: 2
<b>PITCHER</b> Denny McLain, R ERA: 4.37	IP: 9.0 WLS: W BF: 33 H: 6 R: 1 ER: 1 SO: 0 BB: 2 IBB: 0 HBP: 0 BLK: 0 WP: 0 HR: 1 S: 31 P: 39 ERA: 1.00 WHIP: 0.889															<b>PITCHER</b>				

Batter	1	2	3	4	5	6	7	8	9	AB	R	H	RBI	BB	SO	LOB	BOTTOM					
Del Unser, L OBP: 0.343, SLG: 0.372										4	0	0	0	0	2	0	<b>New York Yankees @ Washington Senators</b> Robert F. Kennedy Memorial Stadium, Washington, DC Wed Jun 30 1971, 7:05 PM EDT Att: 8,747 - Unknown					
Lenny Randle, S OBP: 0.291, SLG: 0.352										4	1	1	0	0	0	0						
Don Mincher, L OBP: 0.403, SLG: 0.430										3	0	0	0	1	2	1						
Frank Howard, R OBP: 0.362, SLG: 0.471 Elliott Maddox, R OBP: 0.291, SLG: 0.246										4	0	1	0	0	2	1						
Bernie Allen, L OBP: 0.325, SLG: 0.361										4	0	1	1	0	0	1						
Larry Bittner, L OBP: 0.299, SLG: 0.268										4	0	3	1	0	0	0						
Dick Billings, R OBP: 0.285, SLG: 0.258										2	0	0	0	0	0	1						
Tim Cullen, R OBP: 0.244, SLG: 0.236 Tom McCraw, L OBP: 0.265, SLG: 0.421 Toby Harrah, R OBP: 0.333, SLG: 0.340										2	0	0	0	0	0	0						
Denny McLain, R OBP: 0.114, SLG: 0.147										3	0	0	0	0	1	1						
<b>Inning Stats</b>	R: 0 E: 0 K: 2 S: 7	H: 0 LOB: 0 BB: 0 P: 7	R: 0 E: 0 K: 1 S: 5	H: 0 LOB: 0 BB: 0 P: 5	R: 0 E: 0 K: 1 S: 5	H: 0 LOB: 0 BB: 0 P: 5	R: 0 E: 0 K: 0 S: 3	H: 0 LOB: 0 BB: 0 P: 3	R: 0 E: 0 K: 0 S: 4	H: 1 LOB: 1 BB: 0 P: 4	R: 0 E: 0 K: 1 S: 5	H: 0 LOB: 0 BB: 0 P: 5	R: 0 E: 0 K: 0 S: 5	H: 0 LOB: 1 BB: 1 P: 9	R: 0 E: 0 K: 0 S: 4	H: 1 LOB: 1 BB: 0 P: 4		R: 2 E: 0 K: 1 S: 8	H: 4 LOB: 2 BB: 0 P: 8	1B: 5 2B: 1 3B: 0 HR: 0	SF: 0 SAC: 1 DP: 0 HBP: 0	WP: 0 PB: 0 SB: 0 CS: 0
<b>PITCHER</b> Mel Stottlemyre, R ERA: 2.69	IP: 8.2 WLS: L BF: 33 H: 6 R: 2 ER: 2 SO: 7 BB: 1 IBB: 0 HBP: 0 BLK: 0 WP: 0 HR: 0 S: 46 P: 50 ERA: 2.08 WHIP: 0.808															<b>PITCHER</b>						

Batter	1	2	3	4	5	6	7	8	9	AB	R	H	RBI	BB	SO	LOB	TOP														
Gene Michael, S (1,6) OBP: 0.335, SLG: 0.291	SH5-3 1B		L6		FC6-4			L9		4	0	1	0	0	0	1	<p><b>New York Yankees @ Washington Senators</b>  <b>Robert F. Kennedy Memorial Stadium, Washington, DC</b>  Thu Jul 01 1971, 7:05 PM EDT  Att: 3,775 - Unknown</p> <p>livebaseballscorecards.com</p> <table border="0"> <tr><td>AB</td><td>30</td></tr> <tr><td>R</td><td>1</td></tr> <tr><td>H</td><td>4</td></tr> <tr><td>RBI</td><td>1</td></tr> <tr><td>BB</td><td>0</td></tr> <tr><td>SO</td><td>0</td></tr> <tr><td>LOB</td><td>9</td></tr> </table> 	AB	30	R	1	H	4	RBI	1	BB	0	SO	0	LOB	9
AB	30																														
R	1																														
H	4																														
RBI	1																														
BB	0																														
SO	0																														
LOB	9																														
Thurman Munson, R (1,2) OBP: 0.340, SLG: 0.355	SH5-3		5-3				L8	F8		3	0	0	0	0	0	0															
Ron Swoboda, R (1,7) OBP: 0.364, SLG: 0.343	G6-4-3 HBP				F9		F9		6-3	3	0	0	0	0	0	0															
Felipe Alou, R (1,8) OBP: 0.299, SLG: 0.359	G6-4-3				E5 1B		F9		5-3	4	0	0	0	0	2	0															
Danny Cater, R (1,3) OBP: 0.272, SLG: 0.310		P4 E 2B			G5-4-3 1B				6-3	4	1	2	0	0	0	0															
Ron Hansen, R (1,4) OBP: 0.217, SLG: 0.200	P4				G5-4-3				L8	3	0	0	0	0	3	0															
Ron Blomberg, L (1,9) OBP: 0.438, SLG: 0.519									E4 1B	3	0	1	1	0	0	0															
Len Boehmer, R (1,5)									FC4 1B	3	0	0	0	0	2	0															
Mike Kekich, R (1,1) OBP: 0.188, SLG: 0.188										2	0	0	0	0	1																
Horace Clarke, S (8, PH) OBP: 0.332, SLG: 0.320			5-3							1	0	0	0	0	0																
Gary Waslewski, R (8, 1)										0	0	0	0	0	0																
<b>Inning Stats</b>	R: 0 E: 0 K: 0 S: 3	H: 1 LOB: 1 BB: 0 P: 4	R: 1 E: 1 K: 0 S: 4	H: 1 LOB: 0 BB: 0 P: 4	R: 0 E: 0 K: 0 S: 3	H: 0 LOB: 0 BB: 0 P: 3	R: 0 E: 1 K: 0 S: 4	H: 1 LOB: 1 BB: 0 P: 4	R: 0 E: 0 K: 0 S: 4	H: 0 LOB: 0 BB: 0 P: 3	R: 0 E: 1 K: 0 S: 4	H: 0 LOB: 1 BB: 0 P: 4	R: 0 E: 0 K: 0 S: 3	H: 0 LOB: 0 BB: 0 P: 3	R: 0 E: 0 K: 0 S: 3	H: 0 LOB: 0 BB: 0 P: 3	1B: 3 2B: 1 3B: 0 HR: 0	SF: 0 SAC: 1 DP: 2 HBP: 1	WP: 0 PB: 0 SB: 0 CS: 0	PA: 32											
<b>PITCHER</b> Jim Shellenback, L (1,1) ERA: 3.53	IP: 9.0 WLS: W BF: 32 H: 4 R: 1 ER: 1 SO: 0 BB: 0 IBB: 0 HBP: 1 BLK: 0 WP: 0 HR: 0 S: 31 P: 32 ERA: 1.00 WHIP: 0.444															<b>PITCHER</b>															

Batter	1	2	3	4	5	6	7	8	9	AB	R	H	RBI	BB	SO	LOB	BOTTOM														
Del Unser, L (1,9) OBP: 0.344, SLG: 0.370	6-3		F8				F5	FC6-4 IBB		4	0	1	0	1	0	0	<p><b>New York Yankees @ Washington Senators</b>  <b>Robert F. Kennedy Memorial Stadium, Washington, DC</b>  Thu Jul 01 1971, 7:05 PM EDT  Att: 3,775 - Unknown</p> <p>livebaseballscorecards.com</p> <table border="0"> <tr><td>AB</td><td>32</td></tr> <tr><td>R</td><td>3</td></tr> <tr><td>H</td><td>9</td></tr> <tr><td>RBI</td><td>2</td></tr> <tr><td>BB</td><td>5</td></tr> <tr><td>SO</td><td>5</td></tr> <tr><td>LOB</td><td>24</td></tr> </table> 	AB	32	R	3	H	9	RBI	2	BB	5	SO	5	LOB	24
AB	32																														
R	3																														
H	9																														
RBI	2																														
BB	5																														
SO	5																														
LOB	24																														
Elliott Maddox, R (1,8) OBP: 0.279, SLG: 0.239	5-3		K		F3		2B BB	FC6-4		4	0	0	0	1	1	3															
Frank Howard, R (1,7) OBP: 0.370, SLG: 0.480										3	2	3	0	1	0	0															
Tom McCraw, L (7, PR) OBP: 0.285, SLG: 0.421	E 1B									0	0	0	0	0	0	0															
Dick Billings, R (1,2) OBP: 0.275, SLG: 0.281	E6 1B									3	0	2	0	1	0	1															
Don Mincher, L (1,3) OBP: 0.405, SLG: 0.431										4	1	2	2	0	1	5															
Toby Harrah, R (1,5) OBP: 0.328, SLG: 0.333	CS		K		P4		FC6-2 E 1B	F2		4	0	0	0	0	1	7															
Lenny Randle, S (1,4) OBP: 0.288, SLG: 0.333			K		P4		L8			3	0	0	0	1	1	4															
Tim Cullen, R (1,6) OBP: 0.241, SLG: 0.233		6-3					F7	E6		3	0	0	0	0	0	1															
Jim Shellenback, L (1,1) OBP: 0.176, SLG: 0.176							1-3	K		4	0	1	0	0	1	3															
<b>Inning Stats</b>	R: 1 E: 1 K: 0 S: 5	H: 2 LOB: 1 BB: 0 P: 5	R: 0 E: 0 K: 2 S: 7	H: 0 LOB: 0 BB: 0 P: 7	R: 0 E: 0 K: 1 S: 5	H: 1 LOB: 0 BB: 0 P: 5	R: 0 E: 0 K: 1 S: 6	H: 1 LOB: 2 BB: 1 P: 10	R: 0 E: 0 K: 0 S: 4	H: 1 LOB: 1 BB: 0 P: 4	R: 2 E: 1 K: 1 S: 9	H: 3 LOB: 2 BB: 0 P: 9	R: 0 E: 0 K: 0 S: 4	H: 1 LOB: 3 BB: 2 P: 12	R: 0 E: 0 K: 0 S: 3	H: 0 LOB: 2 BB: 2 P: 11	1B: 7 2B: 2 3B: 0 HR: 0	SF: 0 SAC: 1 DP: 0 HBP: 0	WP: 0 PB: 0 SB: 0 CS: 1	PA: 39											
<b>PITCHER</b> Mike Kekich, L (1,1) ERA: 4.62	IP: 7.0 WLS: L BF: 33 H: 9 R: 3 ER: 3 SO: 5 BB: 2 IBB: 1 HBP: 0 BLK: 0 WP: 0 HR: 0 S: 40 P: 52 ERA: 1.29 WHIP: 1.571															<b>PITCHER</b>															
Gary Waslewski, R (8, 1) ERA: 3.16	IP: 1.0 WLS: L BF: 5 H: 0 R: 0 ER: 0 SO: 0 BB: 1 IBB: 1 HBP: 0 BLK: 0 WP: 0 HR: 0 S: 3 P: 11 ERA: 0.00 WHIP: 1.000															<b>PITCHER</b>															

Batter	1	2	3	4	5	6	7	8	9	AB	R	H	RBI	BB	SO	LOB	TOP										
<b>Del Unser, L</b> OBP: 0.342, SLG: 0.364 (1, 8)	4-3		6-3		6-3			P5	WP BB	4	0	0	1	1	0	1	<b>Washington Senators @ Cleveland Indians</b> Cleveland Municipal Stadium, Cleveland, OH Fri Jul 02 1971, 7:05 PM EDT Att: 12,087 - Unknown - 72 F										
<b>Lenny Randle, S</b> OBP: 0.281, SLG: 0.311 (1, 4)	5-3		6-3		K			HR BB	F8	4	1	0	0	1	1	3											
<b>Don Mincher, L</b> OBP: 0.401, SLG: 0.439 (1, 3)	F7		K					HR	P6	5	1	1	2	0	1	2											
<b>Frank Howard, R</b> OBP: 0.368, SLG: 0.477 <b>Elliott Maddox, R</b> OBP: 0.279, SLG: 0.239 (8, PR) (8, 8)	5-3		K		5-3			S 1B		4	0	1	0	0	1	0											
<b>Larry Bittner, L</b> OBP: 0.308, SLG: 0.279 (1, 9)	E PB HR 1B		5-3					K		4	1	2	0	0	1	1											
<b>Bernie Allen, L</b> OBP: 0.323, SLG: 0.351 (1, 5)	E1 HR		F7		F7				BB	3	1	0	0	1	0	2											
<b>Dick Billings, R</b> OBP: 0.283, SLG: 0.320 (1, 2)	HR		SH1-4 6-3 1B					F8	K	4	2	2	3	0	1	2											
<b>Tim Cullen, R</b> OBP: 0.242, SLG: 0.234 (1, 6)	F9		6-3 SH1-4 1B					K	F8	4	0	1	0	0	1	0											
<b>Dick Bosman, R</b> OBP: 0.205, SLG: 0.088 <b>Rick Stelmazek, L</b> (7, PH) <b>Paul Lindblad, L</b> OBP: 0.273, SLG: 0.364 (7, 1)	K		SH1-4					K	WP BB 1B	1	0	0	0	0	1	0											
<b>Inning Stats</b>	R: 0 E: 0 K: 0 S: 3	H: 0 LOB: 0 BB: 0 P: 3	R: 3 E: 1 K: 1 S: 8	H: 2 LOB: 0 BB: 0 P: 8	R: 0 E: 0 K: 1 S: 5	H: 0 LOB: 0 BB: 0 P: 5	R: 0 E: 0 K: 1 S: 5	H: 0 LOB: 0 BB: 0 P: 5	R: 1 E: 0 K: 1 S: 7	H: 2 LOB: 1 BB: 0 P: 7	R: 0 E: 0 K: 0 S: 4	H: 1 LOB: 1 BB: 0 P: 4	R: 0 E: 0 K: 2 S: 7	H: 0 LOB: 0 BB: 0 P: 7	R: 2 E: 0 K: 2 S: 9	H: 2 LOB: 2 BB: 2 P: 17		R: 0 E: 0 K: 0 S: 4	H: 1 LOB: 2 BB: 1 P: 8	1B: 6 2B: 0 3B: 0 HR: 2	SF: 0 SAC: 1 DP: 0 HBP: 0	WP: 1 PB: 1 CS: 1	PA: 39				
<b>PITCHER</b>	IP	WLS	BF	H	R	ER	SO	BB	IBB	HBP	BLK	WP	HR	S	P	ERA	WHIP										
<b>Ray Lamb, R</b> ERA: 2.28 <b>Phil Hennigan, R</b> ERA: 2.12 <b>Rich Hand, R</b> ERA: 4.42 <b>Steve Mingo, L</b> ERA: 2.43	(1, 1)	6.0	L	24	5	4	3	4	0	0	0	0	1	32	32	4.50	0.833										
(7, 1)	1.1	7	2	2	2	2	1	0	0	0	0	0	1	10	14	13.50	2.250										
(8, 1)	1.1	7	1	0	0	2	2	0	0	0	0	1	0	9	17	0.00	2.250										
(9, 1)	0.1	1	0	0	0	0	0	0	0	0	0	0	0	1	1	0.00	0.000										

AB	35
R	6
H	8
RBI	6
BB	3
SO	8
LOB	11



Batter	1	2	3	4	5	6	7	8	9	AB	R	H	RBI	BB	SO	LOB	BOTTOM										
<b>Vada Pinson, L</b> OBP: 0.301, SLG: 0.382 (1, 8)	F8		L6		3-1 PB BB		5-3		FC4-6	4	0	0	0	1	0	1	<b>Washington Senators @ Cleveland Indians</b> Cleveland Municipal Stadium, Cleveland, OH Fri Jul 02 1971, 7:05 PM EDT Att: 12,087 - Unknown - 72 F										
<b>Graig Nettles, L</b> OBP: 0.354, SLG: 0.406 (1, 5)	P6		2B		3-1		F5		6-3	5	0	1	1	0	0	2											
<b>Ray Fosse, R</b> OBP: 0.316, SLG: 0.361 (1, 2)	L4		P4		5-3		6-3			4	0	0	0	0	0	2											
<b>Chris Chambliss, L</b> OBP: 0.388, SLG: 0.485 (1, 3)		1B 1B			1B BB		F7		BB	2	1	1	0	2	0	0											
<b>Frank Baker, L</b> OBP: 0.303, SLG: 0.441 <b>Ted Ford, R</b> OBP: 0.237, SLG: 0.262 (8, PH) (9, 9)		L3-6 1B			L6-3 1B		E 2B		K	3	1	3	0	0	0	0											
<b>Ted Uhlhaender, L</b> OBP: 0.326, SLG: 0.317 <b>Roy Foster, R</b> OBP: 0.345, SLG: 0.461 (8, PH) (9, 7)		FC6-4 1B			L6-3		E BB		P4	2	0	1	1	1	0	2											
<b>Eddie Leon, R</b> OBP: 0.332, SLG: 0.312 (1, 4)		L3-6			L9		E6		F9	4	0	0	0	0	0	5											
<b>Jack Heidemann, R</b> OBP: 0.255, SLG: 0.235 (1, 6)		FC6-4			1-3		F5		E6 FC3-6	4	0	0	0	0	0	3											
<b>Ray Lamb, R</b> OBP: 0.331, SLG: 0.103 <b>Graig Nettles, L</b> OBP: 0.207, SLG: 0.311 <b>Phil Hennigan, R</b> OBP: 0.182 <b>Rich Hand, R</b> OBP: 0.281, SLG: 0.182 <b>Steve Mingo, L</b> OBP: 0.262, SLG: 0.190 <b>Kurt Bevacqua, R</b> OBP: 0.201, SLG: 0.237 (1, 1) (6, PR) (7, 1) (8, 1) (9, 1) (9, PH)		F9			PB BB 3-1 1B		K		FC3-6 FC4-6	2	1	1	0	0	0	0											
<b>Inning Stats</b>	R: 0 E: 0 K: 0 S: 3	H: 0 LOB: 0 BB: 0 P: 3	R: 1 E: 0 K: 0 S: 5	H: 3 LOB: 1 BB: 0 P: 5	R: 0 E: 0 K: 0 S: 4	H: 1 LOB: 1 BB: 0 P: 4	R: 0 E: 0 K: 0 S: 3	H: 1 LOB: 1 BB: 1 P: 7	R: 1 E: 1 K: 1 S: 7	H: 1 LOB: 2 BB: 1 P: 11	R: 0 E: 0 K: 0 S: 3	H: 0 LOB: 0 BB: 0 P: 3	R: 0 E: 0 K: 1 S: 5	H: 0 LOB: 1 BB: 1 P: 9	R: 0 E: 1 K: 0 S: 4	H: 0 LOB: 1 BB: 0 P: 4		1B: 5 2B: 4 3B: 0 HR: 0	SF: 0 SAC: 0 DP: 2 HBP: 0	WP: 0 PB: 1 CS: 0	PA: 38						
<b>PITCHER</b>	IP	WLS	BF	H	R	ER	SO	BB	IBB	HBP	BLK	WP	HR	S	P	ERA	WHIP										
<b>Dick Bosman, R</b> ERA: 4.21 <b>Paul Lindblad, L</b> ERA: 2.69	(1, 1)	6.0	W	27	7	3	0	1	3	0	0	0	0	26	38	0.00	1.667										
(7, 1)	3.0	S	11	0	0	0	1	1	0	0	0	0	0	12	16	0.00	0.333										



Batter	1	2	3	4	5	6	7	8	9	AB R H RBI BB SO LOB	TOP									
Del Unser, L (1,8) OBP: 0.343, SLG: 0.366	F8		F8	2B		IBB			4-3	4 0 1 0 1 0 0	Washington Senators @ Cleveland Indians Cleveland Municipal Stadium, Cleveland, OH Sat Jul 03 1971, 3:33 AM EDT Att. 4,849 - Unknown - 73 F									
Lenny Randle, S (1,4) OBP: 0.275, SLG: 0.292	5-3		F7		6-3	K			BB	4 0 0 0 1 1 2										
Don Mincher, L (1,3) OBP: 0.404, SLG: 0.438	1B		1B		FC6-4 BB			4-3		3 1 1 0 2 0 1										
Frank Howard, R (1,7) OBP: 0.370, SLG: 0.475	1B		K		FC6-4 BLK E			2-6 1B		3 1 1 0 1 1 2										
Larry Blittner, L (1,9) OBP: 0.316, SLG: 0.289				4-3	E3 1B			P4		4 0 2 1 0 0 1										
Bernie Allen, L (1,5) OBP: 0.320, SLG: 0.374	P6		HR		K			2-6 1-2	6-3	4 1 1 1 0 1 3										
Dick Billings, R (1,2)			F9		5-3				F7	4 1 1 0 0 0 0										
Tim Cullen, R (1,6) OBP: 0.242, SLG: 0.238	L5			5-3					6-3	4 0 1 0 0 0 1										
Jackie Brown, R (1,1) OBP: 0.100, SLG: 0.100									5-3	3 0 1 1 0 1 1										
Denny Riddleberger, R (6,1) Horacio Pina, R (6,1) Joe Grzenda, R (7,1) Elliott Maddox, R (7,8) OBP: 0.277, SLG: 0.238	6-3			2B 1B		K				0 1 0 0 0 0 0 0										
<b>Inning Stats</b>	R: 1 E: 0 K: 0 S: 4	H: 1 LOB: 2 BB: 2 P: 12	R: 0 E: 0 K: 0 S: 3	H: 0 LOB: 0 BB: 0 P: 3	R: 0 E: 0 K: 1 S: 6	H: 1 LOB: 1 BB: 0 P: 6	R: 2 E: 0 K: 0 S: 6	H: 4 LOB: 2 BB: 0 P: 6	R: 1 E: 1 K: 1 S: 6	H: 1 LOB: 1 BB: 1 P: 10		R: 0 E: 0 K: 0 S: 3	H: 1 LOB: 0 BB: 0 P: 3	R: 0 E: 0 K: 0 S: 3	H: 0 LOB: 0 BB: 0 P: 3	R: 0 E: 0 K: 0 S: 3	H: 0 LOB: 1 BB: 1 P: 7	1B: 5 2B: 3 3B: 0 HR: 1	SF: 0 SAC: 0 DP: 0 HBP: 0	WP: 0 PB: 0 SB: 1 CS: 1
<b>PITCHER</b>	IP WLS BF H R ER SO BB IBB HBP BLK WP HR S P ERA WHIP											IP WLS BF H R ER SO BB IBB HBP BLK WP HR S P ERA WHIP								
Alan Foster, R (1,1) ERA: 3.77	4.0 L 19 6 3 3 1 2 0 0 0 0 0 1 19 27 6.75 2.000																			
Vince Colbert, R (5,1) ERA: 4.02	2.0 10 2 1 0 3 1 1 0 1 0 0 14 22 0.00 1.500																			
Steve Mingo, L (7,1) ERA: 2.36	1.0 4 1 0 0 0 0 0 0 0 0 0 3 3 0.00 1.000																			
Ed Farmer, R (8,1) ERA: 2.77	2.0 7 0 0 0 0 1 0 0 0 0 0 6 10 0.00 0.500																			

Batter	1	2	3	4	5	6	7	8	9	AB R H RBI BB SO LOB	BOTTOM											
Vada Pinson, L (1,8) OBP: 0.304, SLG: 0.388	L4		F9			1B 2B				4 1 2 0 0 0 0	Washington Senators @ Cleveland Indians Cleveland Municipal Stadium, Cleveland, OH Sat Jul 03 1971, 3:33 AM EDT Att. 4,849 - Unknown - 73 F											
Graig Nettles, L (1,5) OBP: 0.356, SLG: 0.405				4-3		BB 1B BB			F8	3 1 1 0 1 0 1												
Ray Fosse, R (1,2) OBP: 0.315, SLG: 0.359	G6-4-3 1B			3-1		BB 1B 1B			K	4 1 1 1 0 1 1												
Chris Chambliss, L (1,3) OBP: 0.391, SLG: 0.496			F7			1B BB			6-3	3 0 1 0 1 0 0												
Frank Baker, L (1,9) OBP: 0.300, SLG: 0.429		F8			G3				K	4 0 1 2 0 1 1												
Ted Uhlhaender, L (1,7) OBP: 0.326, SLG: 0.314					4-3	1-3 2-H 2-H			1B	2 0 0 0 1 1 1												
Kurt Bevacqua, R (8, FH) OBP: 0.225, SLG: 0.231			K		4-3				K	1 0 0 0 0 1 0												
Eddie Leon, R (1,4) OBP: 0.327, SLG: 0.307					K				4-3	4 0 0 0 0 3 4												
Jack Heidemann, R (1,6) OBP: 0.251, SLG: 0.232						6-3				2 0 0 0 0 1 0												
Roy Foster, R (7, FH) OBP: 0.348, SLG: 0.464									G6-4-3 1B	1 0 1 0 0 0 0												
Fred Stanley, R (8,6) OBP: 0.475, SLG: 0.222										1 0 1 0 0 0 0												
Alan Foster, R (1,1) OBP: 0.100, SLG: 0.100										1 0 0 0 0 0 0												
Vince Colbert, R (5,1) OBP: 0.275, SLG: 0.374										0 0 0 0 0 0 0												
Ted Uhlhaender, L (1,7) OBP: 0.298, SLG: 0.290										1 0 0 0 0 0 0												
Steve Mingo, L (7,1) OBP: 0.326, SLG: 0.314										0 0 0 0 0 0 0												
Chuck Hinton, R (7, FH) OBP: 0.345, SLG: 0.430										1 0 0 0 0 0 1												
Ed Farmer, R (8,1) OBP: 0.277, SLG: 0.238										0 0 0 0 0 0 0												
Gomer Hodges, S (9, PH) OBP: 0.288, SLG: 0.304										1 0 0 0 0 0 1												
<b>Inning Stats</b>	R: 0 E: 0 K: 0 S: 3	H: 1 LOB: 0 BB: 0 P: 3	R: 0 E: 0 K: 2 S: 8	H: 1 LOB: 1 BB: 0 P: 8	R: 0 E: 0 K: 1 S: 5	H: 0 LOB: 0 BB: 0 P: 5	R: 0 E: 0 K: 0 S: 3	H: 0 LOB: 0 BB: 0 P: 3	R: 0 E: 0 K: 1 S: 5	H: 0 LOB: 0 BB: 0 P: 5	R: 3 E: 0 K: 1 S: 8	H: 3 LOB: 3 BB: 3 P: 20	R: 0 E: 0 K: 0 S: 4	H: 2 LOB: 1 BB: 0 P: 4	R: 0 E: 0 K: 2 S: 7	H: 0 LOB: 0 BB: 0 P: 7	R: 0 E: 0 K: 2 S: 8	H: 1 LOB: 1 BB: 0 P: 8	1B: 6 2B: 1 3B: 1 HR: 0	SF: 0 SAC: 0 DP: 2 HBP: 0	WP: 0 PB: 0 SB: 0 CS: 0	PA: 36
<b>PITCHER</b>	IP WLS BF H R ER SO BB IBB HBP BLK WP HR S P ERA WHIP											IP WLS BF H R ER SO BB IBB HBP BLK WP HR S P ERA WHIP										
Jackie Brown, R (1,1) ERA: 3.98	0.0 W 23 5 3 3 3 2 0 0 0 0 0 0 31 39 4.76 1.235																					
Denny Riddleberger, L (6,1) ERA: 4.54	0.0 1 0 0 0 0 1 0 0 0 0 0 0 4 4 - - -																					
Horacio Pina, R (6,1) ERA: 3.45	0.1 2 1 0 0 0 0 0 0 0 0 0 0 2 2 0.00 3.000																					
Joe Grzenda, L (7,1) ERA: 1.27	3.0 S 10 2 0 0 4 0 0 0 0 0 0 0 18 18 0.00 0.667																					

Batter	1	2	3	4	5	6	7	8	9	AB	R	H	RBI	BB	SO	LOB	TOP				
<b>Del Unser, L</b> OBP: 0.344, SLG: 0.376 (1, 8)	F8		G3				F7	G3 BB		4	1	1	2	1	0	0	<b>Washington Senators @ Cleveland Indians</b> Cleveland Municipal Stadium, Cleveland, OH Sun Jul 04 1971, 3:33 AM EDT Att: 11,264 - Unknown <a href="http://livebaseballscorecards.com">livebaseballscorecards.com</a>				
<b>Lenny Randle, S</b> OBP: 0.297, SLG: 0.362 (1, 4)	K			4-3 HR	2B		HR	K		4	2	2	1	1	2	1					
<b>Don Mincher, L</b> OBP: 0.401, SLG: 0.434 <b>Tom McCraw, L</b> OBP: 0.294, SLG: 0.422 (1, 3) (4, 7) (8, 3)	K			4-3	HBP		BLK 2B	G3		2	0	0	0	0	1	1					
<b>Frank Howard, R</b> OBP: 0.370, SLG: 0.483 (4, 3)		K			F8		2B	K		4	2	1	2	1	2	3					
<b>Elliott Maddox, R</b> OBP: 0.277, SLG: 0.238 (8, 8)				HR	F8		2B	K		0	0	0	0	0	0	0					
<b>Bernie Allen, L</b> OBP: 0.316, SLG: 0.375 (1, 5)		F7		4-3			F7	5-3		5	1	1	1	0	0	0					
<b>Larry Bittner, L</b> OBP: 0.330, SLG: 0.283 (1, 9)		FC5-4 BB		3-1			BB	K		2	1	0	0	3	1	0					
<b>Dick Billings, R</b> OBP: 0.278, SLG: 0.321 (1, 2)		FC5-4			6-3		F8	5-3		5	0	1	2	0	0	2					
<b>Tim Cullen, R</b> OBP: 0.245, SLG: 0.242 (1, 6)			F8		HR		4-3			4	1	2	1	0	0	1					
<b>Pete Broberg, R</b> (1, 1)			K		F3		K			4	0	0	0	0	3	3					
<b>Inning Stats</b>	R: 0 E: 0 K: 2 S: 7	H: 0 LOB: 0 BB: 0 P: 7	R: 0 E: 0 K: 1 S: 5	H: 0 LOB: 1 BB: 1 P: 9	R: 0 E: 0 K: 1 S: 5	H: 0 LOB: 0 BB: 0 P: 5	R: 2 E: 0 K: 0 S: 5	H: 2 LOB: 0 BB: 0 P: 5	R: 2 E: 0 K: 0 S: 5	H: 2 LOB: 2 BB: 1 P: 10	R: 0 E: 0 K: 0 S: 3	H: 0 LOB: 1 BB: 1 P: 7	R: 5 E: 0 K: 2 S: 12	H: 5 LOB: 2 BB: 2 P: 20	R: 0 E: 0 K: 2 S: 7	H: 0 LOB: 1 BB: 0 P: 11	R: 0 E: 0 K: 1 S: 5	H: 0 LOB: 0 BB: 0 P: 5	1B: 4 2B: 2 3B: 0 HR: 3	SF: 0 SAC: 0 DP: 0 HBP: 1	WP: 0 PA: 43 PB: 0 SB: 1 CS: 0
<b>PITCHER</b>	IP	WLS	BF	H	R	ER	SO	BB	IBB	HBP	BLK	WP	HR	S	P	ERA	WHIP				
<b>Steve Dunning, R</b> ERA: 4.31 (1, 1)	6.2	L	33	7	9	9	5	3	2	1	1	0	3	37	58	12.15	1.500				
<b>Phil Hennigan, R</b> ERA: 2.1 (7, 1)	0.1		3	2	0	0	1	0	0	0	0	0	0	5	5	0.00	6.000				
<b>Ed Farmer, R</b> ERA: 2.4 (8, 1)	2.0		7	0	0	0	3	1	0	0	0	0	0	12	16	0.00	0.500				

Batter	1	2	3	4	5	6	7	8	9	AB	R	H	RBI	BB	SO	LOB	BOTTOM				
<b>Vada Pinson, L</b> OBP: 0.303, SLG: 0.386 (1, 8)	K		WP 2B		4-3			P6		4	1	1	0	0	1	0	<b>Washington Senators @ Cleveland Indians</b> Cleveland Municipal Stadium, Cleveland, OH Sun Jul 04 1971, 3:33 AM EDT Att: 11,264 - Unknown <a href="http://livebaseballscorecards.com">livebaseballscorecards.com</a>				
<b>Graig Nettles, L</b> OBP: 0.352, SLG: 0.401 (1, 5)	F8		SF8		4-3			4-3		3	0	0	1	0	0	0					
<b>Ray Fosse, R</b> OBP: 0.314, SLG: 0.355 (1, 2)	1-3		2B		5-3			5-3		3	0	0	0	1	0	0					
<b>Chris Chambliss, L</b> OBP: 0.400, SLG: 0.507 (1, 3)		L5-4 BB			F7			F8		3	1	2	1	1	0	0					
<b>Frank Baker, L</b> OBP: 0.311, SLG: 0.424 (1, 9)		FC5-4 BB			F7			SF8		3	1	1	0	1	0	2					
<b>Ted Uhlhaender, L</b> OBP: 0.330, SLG: 0.318 (1, 7)		L5-4			G6-4-3 1B			F8		4	0	2	0	0	0	4					
<b>Kurt Bevacqua, R</b> OBP: 0.205, SLG: 0.214 (1, 4)		FC5-4			K			G6-4-3		3	0	0	1	0	1	3					
<b>Fred Stanley, R</b> OBP: 0.477, SLG: 0.207 (1, 6)					G6-4-3			1-6-3		2	1	0	0	2	0	1					
<b>Steve Dunning, R</b> OBP: 0.184, SLG: 0.278 (1, 1)					SH1-4					1	0	0	0	0	1	0					
<b>Phil Hennigan, R</b> (7, 1)					SH1-4					0	0	0	0	0	0	0					
<b>Gomer Hodge, S</b> OBP: 0.288, SLG: 0.298 (7, PH)										1	0	0	0	0	1	1					
<b>Ed Farmer, R</b> (8, 1)										0	0	0	0	0	0	0					
<b>Inning Stats</b>	R: 0 E: 0 K: 1 S: 5	H: 0 LOB: 0 BB: 0 P: 5	R: 0 E: 0 K: 0 S: 2	H: 0 LOB: 2 BB: 2 P: 10	R: 2 E: 0 K: 0 S: 5	H: 2 LOB: 2 BB: 2 P: 13	R: 0 E: 0 K: 1 S: 5	H: 1 LOB: 0 BB: 0 P: 5	R: 0 E: 0 K: 1 S: 5	H: 0 LOB: 0 BB: 0 P: 3	R: 0 E: 0 K: 1 S: 5	H: 1 LOB: 1 BB: 1 P: 9	R: 0 E: 0 K: 0 S: 3	H: 0 LOB: 0 BB: 0 P: 3	R: 2 E: 1 K: 0 S: 5	H: 2 LOB: 0 BB: 0 P: 5	1B: 5 2B: 2 3B: 0 HR: 0	SF: 2 SAC: 1 DP: 3 HBP: 0	WP: 1 PA: 35 PB: 0 SB: 1 CS: 0		
<b>PITCHER</b>	IP	WLS	BF	H	R	ER	SO	BB	IBB	HBP	BLK	WP	HR	S	P	ERA	WHIP				
<b>Pete Broberg, R</b> ERA: 5.01 (1, 1)	9.0	W	35	6	4	3	4	5	0	0	0	1	0	38	58	3.00	1.222				

Batter	1	2	3	4	5	6	7	8	9	AB	R	H	RBI	BB	SO	LOB	TOP																			
<b>Del Unser, L</b> OBP: 0.350, SLG: 0.402 (1, 8)	SH 2B		3-1	1B BB HR 1B	P6	HR		1-H 2-H 2B		6	2	4	4	0	0	0	<b>Washington Senators @ Cleveland Indians</b> Cleveland Municipal Stadium, Cleveland, OH Mon Jul 05 1971, 3:33 AM EDT Att: 13,813 - Unknown - 83 F																			
<b>Lenny Randle, S</b> OBP: 0.316, SLG: 0.361 (1, 4)	SH FC4		BB HR 1B	1-2 HR BB	P4	BB		K		3	2	1	0	2	1	1																				
<b>Larry Bittner, L</b> OBP: 0.340, SLG: 0.299 (1, 9)	F5		1-2 HR BB	1-2 2-3 3-H HR 1B		F9			4-3	5	2	2	1	1	0	3																				
<b>Frank Howard, R</b> OBP: 0.368, SLG: 0.488 <b>Rick Steimaszek, L</b> (7, 2)	K		1-H 2-H HR	K	K				G3	5	1	1	3	0	4	6																				
<b>Bernie Allen, L</b> OBP: 0.321, SLG: 0.374 <b>Toby Harrah, R</b> OBP: 0.325, SLG: 0.330 (6, PR)	FC4		1B SF8 1B	P6		1B BB		F9	5-3	2	1	0	0	0	0	0																				
<b>Dick Billings, R</b> OBP: 0.292, SLG: 0.360 <b>Denny Riddleberger, R</b> (7, 1)		6-3	1-3 1B	1-H 2-H 3-H HR		FC5 1B		1-3		5	1	3	4	0	0	0																				
<b>Tom McCraw, L</b> OBP: 0.290, SLG: 0.417 (7, 3)	K		SF8	2B 1B		F3		K		4	1	1	1	0	2	2																				
<b>Tim Cullen, R</b> OBP: 0.253, SLG: 0.258 <b>Davey Nelson, R</b> OBP: 0.323, SLG: 0.467 (6, 5)			F9	1-H 2B		FC5 HR 1B		2B 1B		4	1	3	2	0	0	1																				
<b>Denny McLain, R</b> OBP: 0.311, SLG: 0.143 <b>Paul Lindblad, L</b> OBP: 0.286, SLG: 0.429 <b>Elliott Maddox, R</b> OBP: 0.275, SLG: 0.236 (7, 8)	6-3		1B 2B 4-3			FC5 HR		F9		1	0	0	0	0	0	1																				
<b>Inning Stats</b>	R: 0 E: 1 K: 1 S: 7	H: 1 LOB: 2 BB: 0 P: 7	R: 0 E: 0 K: 1 S: 6	H: 1 LOB: 1 BB: 0 P: 6	R: 4 E: 0 K: 0 S: 7	H: 4 LOB: 1 BB: 1 P: 11	R: 6 E: 0 K: 1 S: 11	H: 6 LOB: 1 BB: 1 P: 15	R: 0 E: 0 K: 1 S: 6	H: 1 LOB: 1 BB: 0 P: 6	R: 4 E: 0 K: 0 S: 6	H: 3 LOB: 1 BB: 2 P: 14	R: 0 E: 0 K: 1 S: 5	H: 0 LOB: 0 BB: 0 P: 5	R: 1 E: 0 K: 2 S: 9	H: 2 LOB: 1 BB: 0 P: 9		R: 0 E: 0 K: 0 S: 3	H: 0 LOB: 0 BB: 0 P: 3	1B: 9 2B: 6 3B: 0 HR: 3	SF: 1 SAC: 1 DP: 0 HBP: 0	WP: 0 PA: 50 PB: 0 SB: 0 CS: 0														
<b>PITCHER</b>	IP	WLS	BF	H	R	ER	SO	BB	IBB	HBP	BLK	WP	HR	S	P	ERA	WHIP	<b>PITCHER</b>		IP	WLS	BF	H	R	ER	SO	BB	IBB	HBP	BLK	WP	HR	S	P	ERA	WHIP
<b>Steve Hagan, R</b> ERA: 6.1 (1, 1)	2.1	L	15	6	4	4	2	1	0	0	0	0	1	18	22	15.43	3.000																			
<b>Phil Hennigan, R</b> ERA: 4.29 (3, 1)	3.2		24	10	10	10	2	3	0	0	0	0	2	25	37	24.55	3.545																			
<b>Vince Colbert, R</b> ERA: 4.04 (7, 1)	2.0		8	2	1	1	3	0	0	0	0	0	0	14	14	4.50	1.000																			
<b>Steve Mingo, L</b> ERA: 2.29 (9, 1)	1.0		3	0	0	0	0	0	0	0	0	0	0	3	3	0.00	0.000																			

Batter	1	2	3	4	5	6	7	8	9	AB	R	H	RBI	BB	SO	LOB	BOTTOM																			
<b>Vada Pinson, L</b> OBP: 0.302, SLG: 0.387 (1, 8)	3-1		P3			F9		HR 2B		4	1	1	1	0	0	0	<b>Washington Senators @ Cleveland Indians</b> Cleveland Municipal Stadium, Cleveland, OH Mon Jul 05 1971, 3:33 AM EDT Att: 13,813 - Unknown - 83 F																			
<b>Graig Nettles, L</b> OBP: 0.354, SLG: 0.413 (1, 5)	1-3		4-3			1B		HR 2B		4	1	2	2	0	0	0																				
<b>Ray Fosse, R</b> OBP: 0.313, SLG: 0.354 <b>Ken Suarez, R</b> OBP: 0.318, SLG: 0.270 (1, 2)	F3		P6			K		6-3		1	0	0	0	0	0	0																				
<b>Chris Chambliss, L</b> OBP: 0.405, SLG: 0.507 <b>Vince Colbert, R</b> OBP: 0.290, SLG: 0.375 <b>Roy Foster, R</b> OBP: 0.351, SLG: 0.467 <b>Steve Mingo, L</b> OBP: 0.500, SLG: 0.500 (8, PH)		FC6-4 BB		G4-6-3 1B		F8		G3 1B		2	0	1	0	1	0	1																				
<b>Frank Baker, L</b> OBP: 0.295, SLG: 0.400 (1, 9)		FC6-4 2B E		G4-6-3 1-2		F8		G3		4	1	0	0	0	0	3																				
<b>Ted Uhlhaender, L</b> OBP: 0.328, SLG: 0.322 (1, 7)		E8 HR 2B		2-3		3-1		K		4	1	1	0	0	1	1																				
<b>Eddie Leon, R</b> OBP: 0.329, SLG: 0.323 (1, 4)		HR		1-3		FC6-4 1B		6-3		4	1	2	2	0	0	0																				
<b>Jack Heidemann, R</b> OBP: 0.246, SLG: 0.226 (1, 6)		F9		5-3		FC6-4 1-2		5-3		4	0	0	0	0	0	1																				
<b>Steve Hagan, R</b> OBP: 0.105, SLG: 0.105 <b>Phil Hennigan, R</b> ERA: 4.43 (3, 1)		6-3		1-3				2B 2B		1	0	0	0	0	0	0																				
<b>Chuck Hinton, R</b> OBP: 0.357, SLG: 0.417 (7, 3)								K		2	1	1	0	0	1	0																				
<b>Inning Stats</b>	R: 0 E: 0 K: 0 S: 3	H: 0 LOB: 0 BB: 0 P: 3	R: 3 E: 1 K: 0 S: 5	H: 2 LOB: 0 BB: 1 P: 9	R: 0 E: 0 K: 0 S: 3	H: 0 LOB: 0 BB: 0 P: 3	R: 0 E: 0 K: 0 S: 3	H: 1 LOB: 0 BB: 0 P: 3	R: 0 E: 0 K: 1 S: 6	H: 1 LOB: 1 BB: 0 P: 6	R: 0 E: 0 K: 0 S: 4	H: 1 LOB: 1 BB: 0 P: 4	R: 3 E: 0 K: 1 S: 9	H: 4 LOB: 1 BB: 0 P: 9	R: 0 E: 0 K: 1 S: 5	H: 0 LOB: 0 BB: 0 P: 5	1B: 4 2B: 3 3B: 0 HR: 2	SF: 0 SAC: 0 DP: 1 HBP: 0	WP: 0 PA: 36 PB: 0 SB: 0 CS: 0																	
<b>PITCHER</b>	IP	WLS	BF	H	R	ER	SO	BB	IBB	HBP	BLK	WP	HR	S	P	ERA	WHIP	<b>PITCHER</b>		IP	WLS	BF	H	R	ER	SO	BB	IBB	HBP	BLK	WP	HR	S	P	ERA	WHIP
<b>Denny McLain, R</b> ERA: 4.43 (1, 1)	2.0		9	2	3	2	0	1	0	0	0	0	1	8	12	9.00	1.500																			
<b>Paul Lindblad, L</b> ERA: 2.67 (3, 1)	4.0	W	13	2	0	0	1	0	0	0	0	0	0	15	15	0.00	0.500																			
<b>Denny Riddleberger, L</b> ERA: 4.87 (7, 1)	3.0	S	14	5	3	3	2	0	0	0	0	0	1	18	18	9.00	1.667																			





Batter	1	2	3	4	5	6	7	8	9	AB	R	H	RBI	BB	SO	LOB	TOP					
<b>Davey Nelson, R</b> OBP: 0.343, SLG: 0.559 (1, 5)										4	1	2	1	0	0	0	<b>Washington Senators @ Baltimore Orioles</b> Memorial Stadium, Baltimore, MD Tue Jul 06 1971, 7:05 PM EDT Unknown					
<b>Lenny Randle, S</b> OBP: 0.305, SLG: 0.347 (1, 4)										3	0	0	0	0	1	0						
<b>Frank Howard, R</b> OBP: 0.369, SLG: 0.497 (1, 3)										3	1	1	1	1	0	2						
<b>Dick Billings, R</b> OBP: 0.282, SLG: 0.347 (1, 7)										4	0	0	0	0	2	2						
<b>Elliott Maddox, R</b> OBP: 0.275, SLG: 0.231 (1, 8)										3	0	0	0	1	1	0						
<b>Del Unser, L</b> OBP: 0.352, SLG: 0.403 (1, 9)										4	0	2	0	0	0	0						
<b>Paul Casanova, R</b> OBP: 0.232, SLG: 0.301 (1, 2)										4	0	0	0	0	0	3						
<b>Tim Cullen, R</b> OBP: 0.254, SLG: 0.259 (1, 6)										3	0	1	0	0	0	1						
<b>Jim Shellenback, L</b> OBP: 0.158, SLG: 0.158 (7, PH)										2	0	0	0	0	1	1						
<b>Larry Bittner, L</b> OBP: 0.336, SLG: 0.296 (7, 1)										1	0	0	0	0	0	0						
<b>Horacio Pina, R</b> (7, 1)										0	0	0	0	0	0	0						
<b>Inning Stats</b>	R: 0 E: 1 K: 1 S: 6	H: 1 LOB: 1 BB: 0 P: 6	R: 0 E: 0 K: 0 S: 4	H: 1 LOB: 1 BB: 0 P: 4	R: 1 E: 0 K: 1 S: 6	H: 1 LOB: 1 BB: 1 P: 10	R: 0 E: 0 K: 0 S: 3	H: 0 LOB: 0 BB: 0 P: 3	R: 0 E: 0 K: 0 S: 3	H: 1 LOB: 0 BB: 0 P: 3	R: 1 E: 0 K: 0 S: 5	H: 2 LOB: 2 BB: 1 P: 9	R: 0 E: 0 K: 0 S: 3	H: 0 LOB: 0 BB: 0 P: 3	R: 0 E: 0 K: 2 S: 7	H: 0 LOB: 0 BB: 0 P: 7	R: 0 E: 0 K: 1 S: 5	H: 0 LOB: 0 BB: 0 P: 5	1B: 4 2B: 0 3B: 0 HR: 2	SF: 0 SAC: 1 DP: 2 HBP: 0	WP: 0 PB: 0 CS: 0	PA: 34
<b>PITCHER</b> <b>Dave McNally, L</b> ERA: 3.03 (1, 1)	IP: 9.0 WLS: W BF: 34 H: 6 R: 2 ER: 2 SO: 5 BB: 2 IBB: 0 HBP: 0 BLK: 0 WP: 0 HR: 2 S: 42 P: 50 ERA: 2.00 WHIP: 0.889															<b>PITCHER</b>						

Batter	1	2	3	4	5	6	7	8	9	AB	R	H	RBI	BB	SO	LOB	BOTTOM	
<b>Don Buford, S</b> OBP: 0.435, SLG: 0.531 (1, 7)										5	1	1	1	0	0	1	<b>Washington Senators @ Baltimore Orioles</b> Memorial Stadium, Baltimore, MD Tue Jul 06 1971, 7:05 PM EDT Unknown	
<b>Mark Belanger, R</b> OBP: 0.375, SLG: 0.343 (1, 6)										4	0	2	0	0	0	1		
<b>Frank Robinson, R</b> OBP: 0.394, SLG: 0.491 (1, 3) (6, 9)										3	1	0	0	1	0	2		
<b>Brooks Robinson, R</b> OBP: 0.344, SLG: 0.399 (1, 5)										3	2	2	2	1	0	2		
<b>Paul Blair, R</b> OBP: 0.293, SLG: 0.376 (1, 8)										4	1	1	0	0	0	3		
<b>Mery Rettenmund, R</b> OBP: 0.437, SLG: 0.427 (7, PH)										2	1	1	1	1	0	0		
<b>Boog Powell, L</b> OBP: 0.364, SLG: 0.425 (8, 3)										1	0	0	0	0	0	1		
<b>Andy Etchebarren, R</b> OBP: 0.256, SLG: 0.297 (1, 2)										4	0	1	1	0	0	3		
<b>Chico Salmon, R</b> OBP: 0.150, SLG: 0.205 (7, PH)										3	0	0	0	0	0	3		
<b>Jerry Davanon, R</b> OBP: 0.425, SLG: 0.382 (8, 4)										1	0	0	0	0	1	0		
<b>Dave McNally, R</b> OBP: 0.185, SLG: 0.208 (1, 1)										4	0	1	0	0	0	1		
<b>Inning Stats</b>	R: 4 E: 1 K: 0 S: 8	H: 4 LOB: 1 BB: 0 P: 8	R: 0 E: 0 K: 0 S: 4	H: 1 LOB: 1 BB: 0 P: 4	R: 2 E: 1 K: 0 S: 5	H: 2 LOB: 1 BB: 1 P: 9	R: 0 E: 0 K: 0 S: 4	H: 1 LOB: 1 BB: 0 P: 4	R: 0 E: 0 K: 0 S: 3	H: 0 LOB: 1 BB: 1 P: 7	R: 0 E: 0 K: 1 S: 5	H: 0 LOB: 0 BB: 0 P: 5	R: 0 E: 0 K: 1 S: 5	H: 0 LOB: 0 BB: 0 P: 5	1B: 4 2B: 2 3B: 0 HR: 3	SF: 0 SAC: 0 DP: 1 HBP: 0	WP: 0 PB: 0 CS: 0	PA: 37
<b>PITCHER</b> <b>Jim Shellenback, L</b> ERA: 3.61 (7, 1)	IP: 6.0 WLS: L BF: 30 H: 9 R: 6 ER: 3 SO: 6 BB: 2 IBB: 0 HBP: 0 BLK: 0 WP: 0 HR: 3 S: 28 P: 36 ERA: 4.50 WHIP: 1.833															<b>PITCHER</b>		
<b>Horacio Pina, R</b> ERA: 3.24 (7, 1)	IP: 2.0 WLS: 7 BF: 7 H: 0 R: 0 ER: 0 SO: 1 BB: 1 IBB: 0 HBP: 0 BLK: 0 WP: 0 HR: 0 S: 8 P: 12 ERA: 0.00 WHIP: 0.500															<b>PITCHER</b>		

AB	31
R	2
H	6
RBI	2
BB	2
SO	5
LOB	9

AB	34
R	6
H	9
RBI	5
BB	3
SO	1
LOB	17



Batter	1	2	3	4	5	6	7	8	9	AB R H RBI BB SO LOB	TOP											
Davey Nelson, R OBP: 0.350, SLG: 0.526 (1, 5)	F7		BB 1B BB		6-3		E 1-3 1B		5-3	4 0 1 0 1 0 1	<b>Washington Senators @ Baltimore Orioles</b> Memorial Stadium, Baltimore, MD Tue Jul 06 1971, 7:05 PM EDT Att: 11,349 - Unknown											
Toby Harrah, R OBP: 0.326, SLG: 0.332 (1, 6)	5-3		BB 1-2 1B		4-3		E1 1-3 3-H 4-0		1B	5 0 2 0 0 0 2												
Frank Howard, R OBP: 0.376, SLG: 0.507 Tom McCraw, L OBP: 0.290, SLG: 0.417 (1, 3) (9, 3)	HR		BB 1-2 2-3 BB			2B G6-4-3 BB			K	2 2 1 1 3 1 1 0 0 0 0 0 0 0												
Dick Billings, R OBP: 0.281, SLG: 0.352 (1, 7)	1-3		F2			G6-4-3 1-3 2B			F8	4 0 1 0 0 0 6												
Elliott Maddox, R OBP: 0.274, SLG: 0.227 (1, 8)		L5			K	G6-4-3 BB			1-3	3 0 0 0 1 1 3												
Del Unser, L OBP: 0.351, SLG: 0.401 (1, 9)		F8			F7	G6-4-3 1-2 2-3 3-H 0-0			1B	4 0 1 0 0 0 2												
Paul Casanova, R OBP: 0.228, SLG: 0.295 (1, 2)		F9			L9	1-2 2-3 3-H 0-0			G4-6-3 1B	4 0 0 0 0 0 2												
Lenny Randle, S OBP: 0.314, SLG: 0.354 (1, 4)			5-3			SH1-3 1B			K	4 1 2 0 0 1 0												
Bill Gogolewski, L OBP: 0.250, SLG: 0.250 Casey Cox, R OBP: 0.136, SLG: 0.095 (1, 1) (6, 1)			L6		L6	1-2 SH1-3			K	1 0 0 0 0 0 0 2 0 0 0 0 2 1												
<b>Inning Stats</b>	R: 1 E: 0 K: 0 S: 4	H: 1 LOB: 0 BB: 0 P: 4	R: 0 E: 0 K: 0 S: 3	H: 0 LOB: 0 BB: 0 P: 3	R: 0 E: 0 K: 0 S: 4	H: 1 LOB: 3 BB: 2 P: 12	R: 0 E: 0 K: 1 S: 5	H: 0 LOB: 0 BB: 0 P: 5	R: 0 E: 0 K: 0 S: 4	H: 1 LOB: 1 BB: 2 P: 4		R: 1 E: 1 K: 1 S: 8	H: 2 LOB: 3 BB: 1 P: 12	R: 0 E: 0 K: 1 S: 5	H: 1 LOB: 0 BB: 0 P: 5	R: 0 E: 0 K: 2 S: 8	H: 1 LOB: 1 BB: 0 P: 8	1B: 6 2B: 1 3B: 0 HR: 1	SF: 0 SAC: 1 DP: 2 HBP: 0	WP: 0 PB: 0 SB: 0 CS: 0	PA: 39	
<b>PITCHER</b>	IP WLS BF H R ER SO BB IBB HBP BLK WP HR S P ERA WHIP	IP WLS BF H R ER SO BB IBB HBP BLK WP HR S P ERA WHIP																				
Grant Jackson, L ERA: 2.7 (1, 1)	6.0 L 26 5 3 2 1 4 0 0 0 0 1 24 40 3.00 1.500																					
Dick Hall, R ERA: 4.97 (7, 1)	1.0 6 1 0 0 1 0 1 0 0 0 0 7 11 0.00 1.000																					
Eddie Watt, R ERA: 1.88 (8, 1)	2.0 7 2 0 0 3 0 0 0 0 0 0 13 13 0.00 1.000																					
Batter	1	2	3	4	5	6	7	8	9	AB R H RBI BB SO LOB	BOTTOM											
Don Buford, S OBP: 0.436, SLG: 0.533 (1, 7)	K		4-3			2B 2B	S BB			3 1 1 0 1 1 0	<b>Washington Senators @ Baltimore Orioles</b> Memorial Stadium, Baltimore, MD Tue Jul 06 1971, 7:05 PM EDT Att: 11,349 - Unknown											
Paul Blair, R OBP: 0.293, SLG: 0.378 (1, 8)	5-3		6-3			2H 1B 2B	F9 1-2			4 1 1 1 0 0 1												
Boog Powell, L OBP: 0.375, SLG: 0.424 Chico Salmon, R OBP: 0.140, SLG: 0.190 (1, 3) (2, 3)	K				6-3				F8	1 0 0 0 0 1 0 3 0 0 0 0 0 1												
Merv Rettenmund, R OBP: 0.438, SLG: 0.425 (1, 9)		F8			CS BB	1B 2H 1B	4-3			3 0 1 1 1 0 0												
Brooks Robinson, R OBP: 0.343, SLG: 0.397 (1, 5)		E1 1B			F9 1-2	1B	F8			4 0 1 0 0 0 1												
Elrod Hendricks, L OBP: 0.353, SLG: 0.405 (1, 2)					G3	F9	F8			4 0 1 0 0 0 2												
Mark Belanger, R OBP: 0.375, SLG: 0.339 Frank Robinson, R OBP: 0.393, SLG: 0.489 (9, PH) (9, PH)					K	K	F7		F8	3 0 0 0 0 2 4 1 0 0 0 0 0 0												
Jerry Davanon, R OBP: 0.409, SLG: 0.351 (1, 4)		FC6-4				BB	6-3		K	3 0 0 0 1 1 2												
Grant Jackson, S OBP: 0.222, SLG: 0.500 Dick Hall, R OBP: 0.333, SLG: 0.333 Tom Shopay, L OBP: 0.350, SLG: 0.316 Eddie Watt, R (8, 1)			K		K		4-3			2 0 0 0 0 2 1 0 0 0 0 0 0 0 1 0 0 0 0 0 0 0 0 0 0 0 0 0												
<b>Inning Stats</b>	R: 0 E: 0 K: 2 S: 7	H: 0 LOB: 0 BB: 0 P: 7	R: 0 E: 1 K: 1 S: 7	H: 1 LOB: 2 BB: 0 P: 7	R: 0 E: 0 K: 1 S: 5	H: 0 LOB: 0 BB: 0 P: 5	R: 0 E: 0 K: 0 S: 2	H: 0 LOB: 0 BB: 1 P: 6	R: 0 E: 0 K: 2 S: 7	H: 0 LOB: 1 BB: 1 P: 11		R: 2 E: 0 K: 0 S: 7	H: 4 LOB: 2 BB: 0 P: 7	R: 0 E: 0 K: 0 S: 3	H: 0 LOB: 0 BB: 1 P: 7	R: 0 E: 0 K: 0 S: 3	H: 0 LOB: 0 BB: 0 P: 3	R: 0 E: 0 K: 1 S: 5	H: 0 LOB: 0 BB: 0 P: 5	1B: 3 2B: 2 3B: 0 HR: 0	SF: 0 SAC: 0 DP: 0 HBP: 0	WP: 0 PB: 0 SB: 0 CS: 1
<b>PITCHER</b>	IP WLS BF H R ER SO BB IBB HBP BLK WP HR S P ERA WHIP	IP WLS BF H R ER SO BB IBB HBP BLK WP HR S P ERA WHIP																				
Bill Gogolewski, R ERA: 3.18 (1, 1)	5.0 20 3 2 2 6 2 0 0 0 0 0 30 38 3.60 1.000																					
Casey Cox, R ERA: 3.25 (6, 1)	4.0 W 15 2 0 0 1 1 0 0 0 0 0 16 20 0.00 0.750																					

Batter	1	2	3	4	5	6	7	8	9	AB	R	H	RBI	BB	SO	LOB	TOP			
<b>Del Unser, L</b> OBP: 0.353, SLG: 0.402 (1, 8)										4	0	2	0	0	0	3	<b>Washington Senators @ Baltimore Orioles</b> <b>Memorial Stadium, Baltimore, MD</b> Wed Jul 07 1971, 7:05 PM EDT Att: 10,685 - Unknown <a href="http://livebaseballscorecards.com">livebaseballscorecards.com</a>			
<b>Toby Harrah, R</b> OBP: 0.321, SLG: 0.326 (1, 6)										4	0	0	0	0	1	2				
<b>Don Mincher, L</b> OBP: 0.399, SLG: 0.429 (1, 3)										3	0	0	0	1	1	2				
<b>Frank Howard, R</b> OBP: 0.371, SLG: 0.500 (1, 7)										4	0	0	0	0	1	2				
<b>Larry Bittner, L</b> OBP: 0.324, SLG: 0.284 (1, 9)										4	0	0	0	0	1	1				
<b>Dick Billings, R</b> OBP: 0.280, SLG: 0.349 (1, 2)										4	0	1	0	0	0	0				
<b>Bernie Allen, L</b> OBP: 0.326, SLG: 0.373 (1, 5)										3	0	1	0	1	0	1				
<b>Lenny Randle, S</b> OBP: 0.311, SLG: 0.341 (1, 4)										3	0	0	0	1	0	4				
<b>Dick Bosman, R</b> OBP: 0.200, SLG: 0.086 (7, PH)										1	0	0	0	0	0	0				
<b>Tom McCraw, L</b> OBP: 0.288, SLG: 0.413 (7, 1)										1	0	0	0	0	1	2				
<b>Joe Grzenda, R</b> (7, 1)										0	0	0	0	0	0	0				
<b>Inning Stats</b>	R: 0 E: 0 K: 1 S: 6	H: 1 LOB: 1 BB: 0 P: 6	R: 0 E: 0 K: 0 S: 3	H: 0 LOB: 1 BB: 1 P: 7	R: 0 E: 0 K: 0 S: 4	H: 1 LOB: 1 BB: 0 P: 4	R: 0 E: 0 K: 1 S: 5	H: 0 LOB: 0 BB: 0 P: 5	R: 0 E: 0 K: 0 S: 3	H: 0 LOB: 1 BB: 1 P: 7	R: 0 E: 0 K: 1 S: 5	H: 2 LOB: 2 BB: 0 P: 7	R: 0 E: 0 K: 1 S: 5	H: 0 LOB: 0 BB: 0 P: 5	R: 0 E: 1 K: 0 S: 4	H: 0 LOB: 1 BB: 0 P: 4	1B: 4 2B: 0 3B: 0 HR: 0	SF: 0 SAC: 1 DP: 0 HBP: 0	WP: 0 PB: 0 SB: 1 CS: 0	PA: 35
<b>PITCHER</b> <b>Pat Dobson, R</b> ERA: 3.15 (1, 1)	IP: 9.0 WLS: W BF: 35 H: 4 R: 0 ER: 0 SO: 5 BB: 3 IBB: 0 HBP: 0 BLK: 0 WP: 0 HR: 0 S: 42 P: 54 ERA: 0.00 WHIP: 0.778															<b>PITCHER</b>				

Batter	1	2	3	4	5	6	7	8	9	AB	R	H	RBI	BB	SO	LOB	BOTTOM			
<b>Don Buford, S</b> OBP: 0.430, SLG: 0.524 (1, 7)										4	0	0	0	0	1	0	<b>Washington Senators @ Baltimore Orioles</b> <b>Memorial Stadium, Baltimore, MD</b> Wed Jul 07 1971, 7:05 PM EDT Att: 10,685 - Unknown <a href="http://livebaseballscorecards.com">livebaseballscorecards.com</a>			
<b>Paul Blair, R</b> OBP: 0.292, SLG: 0.376 (1, 8)										4	1	1	0	0	2	0				
<b>Frank Robinson, R</b> OBP: 0.401, SLG: 0.511 (1, 3)										4	2	4	1	0	0	0				
<b>Merv Rettenmund, R</b> OBP: 0.435, SLG: 0.422 (1, 9)										4	1	1	0	0	0	2				
<b>Eliot Hendricks, L</b> OBP: 0.351, SLG: 0.398 (1, 2)										3	0	0	0	1	0	2				
<b>Brooks Robinson, R</b> OBP: 0.342, SLG: 0.395 (1, 5)										4	0	1	1	0	0	3				
<b>Mark Belanger, R</b> OBP: 0.376, SLG: 0.343 (1, 6)										3	0	2	1	0	0	3				
<b>Jerry Davanon, R</b> OBP: 0.375, SLG: 0.317 (1, 4)										4	0	0	0	0	0	4				
<b>Pat Dobson, R</b> OBP: 0.184, SLG: 0.149 (1, 1)										3	0	0	0	0	0	2				
<b>Inning Stats</b>	R: 0 E: 0 K: 2 S: 8	H: 1 LOB: 1 BB: 0 P: 8	R: 0 E: 0 K: 0 S: 4	H: 1 LOB: 0 BB: 0 P: 4	R: 0 E: 0 K: 0 S: 3	H: 0 LOB: 0 BB: 0 P: 3	R: 2 E: 1 K: 0 S: 7	H: 3 LOB: 2 BB: 0 P: 7	R: 1 E: 1 K: 0 S: 6	H: 2 LOB: 3 BB: 1 P: 10	R: 0 E: 0 K: 0 S: 3	H: 0 LOB: 0 BB: 0 P: 3	R: 1 E: 0 K: 1 S: 6	H: 1 LOB: 0 BB: 0 P: 6	R: 0 E: 0 K: 0 S: 3	H: 1 LOB: 0 BB: 0 P: 3		1B: 8 2B: 0 3B: 0 HR: 1	SF: 0 SAC: 1 DP: 0 HBP: 0	WP: 0 PB: 0 SB: 0 CS: 1
<b>PITCHER</b> <b>Dick Bosman, R</b> ERA: 4.15 (1, 1)	IP: 6.0 WLS: L BF: 28 H: 7 R: 3 ER: 2 SO: 2 BB: 0 IBB: 1 HBP: 0 BLK: 0 WP: 0 HR: 0 S: 31 P: 35 ERA: 3.00 WHIP: 1.167															<b>PITCHER</b>				
<b>Joe Grzenda, L</b> ERA: 1.45 (7, 1)	IP: 2.0 WLS: 7 BF: 2 H: 2 R: 1 ER: 1 SO: 1 BB: 0 IBB: 0 HBP: 0 BLK: 0 WP: 0 HR: 1 S: 9 P: 9 ERA: 4.50 WHIP: 1.000															<b>PITCHER</b>				

Batter	1	2	3	4	5	6	7	8	9	AB	R	H	RBI	BB	SO	LOB	TOP					
<b>Del Unser, L</b> OBP: 0.350, SLG: 0.399 (1,9)										5	1	1	0	0	0	3	<b>Washington Senators @ Baltimore Orioles</b> Memorial Stadium, Baltimore, MD Thu Jul 08 1971, 7:05 PM EDT Att: 8,093 - Unknown					
<b>Davey Nelson, R</b> OBP: 0.364, SLG: 0.524 (1,5)										4	0	2	0	0	0	0						
<b>Frank Howard, R</b> OBP: 0.367, SLG: 0.495 (1,7)										3	0	0	1	0	1	1						
<b>Dick Billings, R</b> OBP: 0.279, SLG: 0.346 (1,2)										4	1	1	0	0	0	0						
<b>Don Mincher, L</b> OBP: 0.404, SLG: 0.433 (1,3)										2	1	1	1	2	1	0						
<b>Elliott Maddox, R</b> OBP: 0.279, SLG: 0.229 (1,8)										3	0	1	0	1	1	1						
<b>Toby Harrah, R</b> OBP: 0.316, SLG: 0.320 (1,6)										4	0	0	0	0	1	5						
<b>Lenny Randle, S</b> OBP: 0.304, SLG: 0.333 (1,4)										2	0	0	0	0	1	1						
<b>Denny Riddleberger, R</b> OBP: 0.279, SLG: 0.409 (7,1)										0	0	0	0	0	0	0						
<b>Larry Bittner, L</b> OBP: 0.330, SLG: 0.284 (9, PH)										0	0	0	0	1	0	0						
<b>Jackie Brown, R</b> OBP: 0.100, SLG: 0.100 (1,1)										0	0	0	0	0	0	0						
<b>Horacio Pina, R</b> OBP: 0.227, SLG: 0.294 (6, PH)										1	0	0	0	0	0	0						
<b>Paul Casanova, R</b> OBP: 0.227, SLG: 0.294 (6, PH)										1	0	0	0	0	0	0						
<b>Paul Lindblad, L</b> OBP: 0.255, SLG: 0.409 (6,1)										0	0	0	0	0	0	0						
<b>Tim Cullen, R</b> OBP: 0.252, SLG: 0.257 (7, PH)										2	0	0	0	0	0	4						
<b>Tim Cullen, R</b> OBP: 0.252, SLG: 0.257 (7,4)										2	0	0	0	0	0	4						
<b>Inning Stats</b>	R: 1 E: 0 K: 0 S: 4	H: 2 LOB: 0 BB: 0 P: 4	R: 0 E: 0 K: 2 S: 7	H: 0 LOB: 1 BB: 1 P: 11	R: 0 E: 0 K: 0 S: 3	H: 0 LOB: 0 BB: 0 P: 3	R: 0 E: 0 K: 2 S: 7	H: 0 LOB: 0 BB: 0 P: 7	R: 0 E: 0 K: 0 S: 3	H: 0 LOB: 0 BB: 0 P: 3	R: 0 E: 0 K: 0 S: 4	H: 1 LOB: 1 BB: 0 P: 4	R: 1 E: 0 K: 1 S: 7	H: 2 LOB: 2 BB: 1 P: 11	R: 0 E: 0 K: 0 S: 3	H: 0 LOB: 0 BB: 0 P: 3	R: 1 E: 1 K: 0 S: 5	H: 1 LOB: 3 BB: 2 P: 13	1B: 5 2B: 1 3B: 0 HR: 0	SF: 1 SAC: 1 DP: 0 HBP: 0	WP: 0 PB: 0 CS: 1	PA: 37
<b>PITCHER</b>	IP WLS BF H R ER SO BB IBB HBP BLK WP HR S P ERA WHIP																					
<b>Mike Cuellar, L</b> ERA: 2.88 (1,1)	9.0 W 37 6 3 2 5 4 0 0 0 0 0 0 43 59 2.00 1.111																					

Batter	1	2	3	4	5	6	7	8	9	AB	R	H	RBI	BB	SO	LOB	BOTTOM			
<b>Don Buford, S</b> OBP: 0.431, SLG: 0.522 (1,7)										3	2	1	0	1	1	0	<b>Washington Senators @ Baltimore Orioles</b> Memorial Stadium, Baltimore, MD Thu Jul 08 1971, 7:05 PM EDT Att: 8,093 - Unknown			
<b>Paul Blair, R</b> OBP: 0.295, SLG: 0.375 (1,8)										3	2	1	0	1	0	0				
<b>Frank Robinson, R</b> OBP: 0.403, SLG: 0.523 (1,3)										4	1	2	3	0	2	2				
<b>Merv Rettenmund, R</b> OBP: 0.432, SLG: 0.432 (1,9)										4	1	1	3	0	0	1				
<b>Elirod Hendricks, L</b> OBP: 0.349, SLG: 0.394 (1,2)										4	1	1	0	0	2	1				
<b>Brooks Robinson, R</b> OBP: 0.346, SLG: 0.402 (1,5)										4	0	3	0	0	0	0				
<b>Mark Belanger, R</b> OBP: 0.376, SLG: 0.342 (1,6)										4	0	1	1	0	0	2				
<b>Jerry Davanon, R</b> OBP: 0.365, SLG: 0.311 (1,4)										4	0	1	0	0	1	3				
<b>Mike Cuellar, L</b> OBP: 0.092, SLG: 0.111 (1,1)										4	0	0	0	0	2	2				
<b>Inning Stats</b>	R: 4 E: 0 K: 1 S: 8	H: 4 LOB: 1 BB: 2 P: 16	R: 0 E: 0 K: 2 S: 7	H: 0 LOB: 0 BB: 0 P: 7	R: 0 E: 0 K: 2 S: 7	H: 1 LOB: 1 BB: 0 P: 4	R: 0 E: 0 K: 0 S: 4	H: 1 LOB: 1 BB: 0 P: 4	R: 3 E: 0 K: 0 S: 7	H: 4 LOB: 1 BB: 0 P: 7	R: 0 E: 0 K: 0 S: 3	H: 0 LOB: 0 BB: 0 P: 3	R: 0 E: 0 K: 1 S: 6	H: 1 LOB: 1 BB: 0 P: 6	R: 0 E: 0 K: 2 S: 8	H: 1 LOB: 1 BB: 0 P: 8		1B: 8 2B: 1 3B: 0 HR: 2	SF: 0 SAC: 0 DP: 1 HBP: 0	WP: 0 PB: 0 CS: 0
<b>PITCHER</b>	IP WLS BF H R ER SO BB IBB HBP BLK WP HR S P ERA WHIP																			
<b>Jackie Brown, R</b> ERA: 4.99 (1,1)	0.1 L 6 3 4 4 1 2 0 0 0 0 0 0 1 27 27 5.79 1.286																			
<b>Horacio Pina, R</b> ERA: 3.55 (1,1)	4.2 19 6 3 3 4 0 0 0 0 0 0 1 27 27 5.79 1.286																			
<b>Paul Lindblad, L</b> ERA: 2.65 (6,1)	1.0 3 0 0 0 0 0 0 0 0 0 0 0 3 3 0.00 0.000																			
<b>Denny Riddleberger, L</b> ERA: 4.64 (7,1)	2.0 8 2 0 0 3 0 0 0 0 0 0 0 14 14 0.00 1.000																			



Batter	1	2	3	4	5	6	7	8	9	10	11	AB	R	H	RBI	BB	SO	LOB	TOP						
Dalton Jones, L OBP: 0.293, SLG: 0.448 Mickey Stanley, R OBP: 0.339, SLG: 0.377	(1, 7) X 0-0 WP S 1B		H 1-0 HBP 1.5-4-3	0-3 K			0-0 K		X 0-0 F8			4	0	1	0	0	2	2							
Al Kaline, R OBP: 0.447, SLG: 0.472	(1, 9) X 0-0 L8		X 0-0 L5-4-3		X 0-0 L3		X 0-0 1B		X 0-0 L8			5	0	1	0	0	0	2							
Norm Cash, L OBP: 0.394, SLG: 0.610	(1, 3) X 0-0 F8		H 1-0 BB HBP		X 0-0 F8		X 0-0 F5		X 0-0 K			4	0	0	0	0	1	2							
Bill Freehan, R OBP: 0.349, SLG: 0.485	(1, 2) H 1-0 WP HBP		B 4-0 FC6 BB		X 0-0 F8			X 0-0 WP 2B		X 0-0 P6		3	0	1	0	1	0	0							
Jim Northrup, L OBP: 0.367, SLG: 0.464	(1, 8) X (9, 7) X 0-0 P6		X 0-0 FC6			0-3 K		X 0-0 P5			X 0-0 F9 WP SH1-4 1B	5	1	1	0	0	1	5							
Aurelio Rodriguez, R OBP: 0.286, SLG: 0.371	(1, 5)		X 0-0 5-3 1B		X 0-0 F2		0-3 K		X 0-0 F2		B 4-0 SH1-4 BB	4	0	1	0	1	1	1							
Dick McAuliffe, L OBP: 0.288, SLG: 0.337	(1, 4)		X 0-0 P6		X 0-0 WP 1B		B 4-0 BB		X 0-0 K		X 0-0 F9	4	0	1	0	1	1	4							
Ed Brinkman, R OBP: 0.264, SLG: 0.249	(1, 6)		X 0-0 5-3		X 0-0 F7		X 0-0 6-3		X 0-0 L6		X 0-0 SH1-4	4	0	0	1	0	0	3							
Joe Coleman, R OBP: 0.189, SLG: 0.159 Kevin Collins, L OBP: 0.278, SLG: 0.444 Fred Scherman, L OBP: 0.333, SLG: 0.273	(1, 1) (11, PH)		S 0-3 K		B 4-0 BB		X 0-0 L3		X 0-0 4-3		B 0-3 K	3	0	0	0	1	1	1							
<b>Inning Stats</b>	R: 0 E: 0 K: 0 S: 4	H: 1 LOB: 2 BB: 0 P: 5	R: 0 E: 0 K: 1 S: 6	H: 1 LOB: 1 BB: 0 P: 6	R: 0 E: 0 K: 0 S: 2	H: 0 LOB: 2 BB: 1 P: 8	R: 0 E: 0 K: 1 S: 6	H: 1 LOB: 2 BB: 1 P: 10	R: 0 E: 0 K: 2 S: 7	H: 0 LOB: 1 BB: 0 P: 11	R: 0 E: 0 K: 1 S: 6	H: 1 LOB: 1 BB: 0 P: 6	R: 0 E: 0 K: 1 S: 3	H: 0 LOB: 0 BB: 0 P: 3	R: 0 E: 0 K: 1 S: 5	H: 0 LOB: 0 BB: 0 P: 5	R: 1 E: 0 K: 1 S: 6	H: 1 LOB: 1 BB: 1 P: 10	1B: 5 2B: 1 3B: 0 HR: 0	SF: 0 SAC: 1 DP: 1 HBP: 3	WP: 4 PB: 0 SB: 1 CS: 0	PA: 45			
<b>PITCHER</b>	IP 9.0	WLS L	BF 37	H 5	R 0	ER 0	SO 6	BB 3	IBB 0	HBP 0	BLK 0	WP 3	HR 0	S 43	P 58	ERA 0.00	WHIP 0.889								
Pete Broberg, R ERA: 3.62 Casey Cox, R ERA: 3.28	(1, 1) (10, 1)	2.0	L	8	1	1	1	2	1	0	0	0	1	0	11	15	4.50	1.000							

Detroit Tigers @ Washington Senators  
Robert F. Kennedy Memorial Stadium, Washington, DC

AB 37  
R 1  
H 6  
RBI 1  
BB 4  
SO 8  
LOB 21



Fri Jul 09 1971, 7:05 PM EDT  
Att: 12,800 - Unknown

livebaseballscorecards.com

Batter	1	2	3	4	5	6	7	8	9	10	11	AB	R	H	RBI	BB	SO	LOB	BOTTOM					
Del Unser, L OBP: 0.351, SLG: 0.396	(1, 8) X 0-0 G1-6-3 1B		X 0-0 6-3		0-3 K			X 0-0 F8			B 4-0 SH1-3 BB	4	0	1	0	1	1	1						
Toby Harrah, R OBP: 0.311, SLG: 0.314	(1, 6) X 0-0 G1-6-3		X 0-0 6-3		0-3 K			X 0-0 L9			X 0-0 SH1-3	4	0	0	0	0	1	2						
Don Mincher, L OBP: 0.404, SLG: 0.430	(1, 3) B 4-0 1B BB		X 0-0 1B		X 0-0 F7			X 0-0 6-3		X 0-0 K		4	0	1	0	1	1	1						
Frank Howard, R OBP: 0.369, SLG: 0.494 Elliott Maddox, R OBP: 0.253, SLG: 0.229	(1, 7) X (9, PR) (10, 7) X 0-0 1B		X 0-0 F8		X 0-0 L9			B 4-0 FC4-6 BB		B 4-0 BB		3	0	1	0	1	0	1						
Larry Britner, L OBP: 0.319, SLG: 0.274 Davey Nelson, R OBP: 0.356, SLG: 0.512	(1, 9) X (11, PH) X 0-0 F8		X 0-0 F8		X 0-0 K			X 0-0 FC4-6		X 0-0 L9		4	0	0	0	0	1	3						
Bernie Allen, L OBP: 0.324, SLG: 0.369	(1, 5)		X 0-0 G3		X 0-0 CS 1B			X 0-0 F7		X 0-0 4-3		4	0	1	0	0	0	1						
Dick Billings, R OBP: 0.279, SLG: 0.338	(1, 2)		H 1-0 HBP		X 0-0 K			X 0-0 L9		X 0-0 6-3		3	0	0	0	0	1	1						
Lenny Randle, S OBP: 0.302, SLG: 0.322	(1, 4)		X 0-0 F2		B 4-0 SH3-4 BB			X 0-0 K		X 0-0 1-3		3	0	0	0	1	1	1						
Pete Broberg, R ERA: 3.61 Casey Cox, R OBP: 0.130, SLG: 0.091	(1, 1) (10, 1)		S 0-3 K		X 0-0 SH3-4			X 0-0 K		X 0-0 K		2	0	0	0	0	2	1						
<b>Inning Stats</b>	R: 0 E: 0 K: 0 S: 4	H: 2 LOB: 2 BB: 1 P: 8	R: 0 E: 0 K: 1 S: 5	H: 0 LOB: 1 BB: 0 P: 6	R: 0 E: 0 K: 0 S: 4	H: 1 LOB: 1 BB: 0 P: 4	R: 0 E: 0 K: 1 S: 5	H: 1 LOB: 0 BB: 1 P: 5	R: 0 E: 0 K: 2 S: 7	H: 0 LOB: 0 BB: 0 P: 11	R: 0 E: 0 K: 1 S: 5	H: 0 LOB: 0 BB: 0 P: 5	R: 0 E: 0 K: 1 S: 3	H: 0 LOB: 1 BB: 1 P: 7	R: 0 E: 0 K: 1 S: 5	H: 0 LOB: 0 BB: 0 P: 5	R: 0 E: 0 K: 1 S: 6	H: 0 LOB: 2 BB: 2 P: 13	1B: 4 2B: 0 3B: 0 HR: 0	SF: 0 SAC: 2 DP: 1 HBP: 1	WP: 0 PB: 0 SB: 0 CS: 0	PA: 41		
<b>PITCHER</b>	IP 10.0	WLS W	BF 36	H 4	R 0	ER 0	SO 8	BB 3	IBB 0	HBP 0	BLK 0	WP 0	HR 0	S 48	P 61	ERA 0.00	WHIP 0.700							
Joe Coleman, R ERA: 2.59 Fred Scherman, L ERA: 2.59	(1, 1) (11, 1)	1.0	S	5	0	0	0	1	2	0	0	0	0	0	5	13	0.00	2.000						

Detroit Tigers @ Washington Senators  
Robert F. Kennedy Memorial Stadium, Washington, DC

AB 33  
R 0  
H 4  
RBI 0  
BB 5  
SO 9  
LOB 14



Fri Jul 09 1971, 7:05 PM EDT  
Att: 12,800 - Unknown

livebaseballscorecards.com

Batter	1	2	3	4	5	6	7	8	9	AB	R	H	RBI	BB	SO	LOB	TOP											
Dalton Jones, L OBP: 0.282, SLG: 0.430 Mickey Stanley, R OBP: 0.338, SLG: 0.376	0-0 3-1		0-0 FC4-6 1B SF7	0-0 L3			0-0 4-3		0-0 5-3	4	1	0	0	0	0	3												
Al Kaline, R OBP: 0.445, SLG: 0.468	0-0 L4		0-0 1B		0-0 L6		0-3 K			4	0	1	0	0	1	0												
Jim Northrup, L OBP: 0.372, SLG: 0.478	4-0 FC6-4 BB		0-0 SF7		0-0 HR		4-0 BB			1	1	1	2	2	0	0												
Bill Freehan, R OBP: 0.344, SLG: 0.478	0-0 FC6-4		0-0 1-3		0-0 F8		0-0 F8			4	0	0	0	0	0	3												
Norm Cash, L OBP: 0.388, SLG: 0.599		0-0 4-3		0-0 F9	0-0 F4			0-0 5-3		4	0	0	0	0	0	0												
Aurelio Rodriguez, R OBP: 0.284, SLG: 0.379		0-0 5-3		0-0 HR		0-0 6-3		0-3 K		4	1	1	1	0	1	0												
Dick McAuliffe, L OBP: 0.268, SLG: 0.333		0-0 4-3		4-0 BB BB		0-0 F8		0-0 F9		3	0	0	0	1	0	0												
Ed Brinkman, R OBP: 0.270, SLG: 0.257			0-0 E 2B	4-0 1-2 BB		0-0 1B		0-3 K		3	1	2	0	1	1	0												
Mickey Lolich, S OBP: 0.253, SLG: 0.125			0-0 FC4-6 1B		0-0 F9		0-0 G3		0-0 1-3	4	0	1	0	0	0	3												
<b>Inning Stats</b>	R: 0 E: 0 K: 0 S: 3	H: 0 LOB: 1 BB: 1 P: 7	R: 0 E: 0 K: 0 S: 3	H: 0 LOB: 0 BB: 0 P: 3	R: 2 E: 1 K: 0 S: 6	H: 3 LOB: 1 BB: 0 P: 6	R: 1 E: 0 K: 0 S: 4	H: 1 LOB: 2 BB: 2 P: 12	R: 1 E: 0 K: 0 S: 4	H: 1 LOB: 0 BB: 0 P: 4	R: 0 E: 0 K: 1 S: 5	H: 0 LOB: 1 BB: 1 P: 9	R: 0 E: 0 K: 1 S: 5	H: 0 LOB: 0 BB: 0 P: 5	R: 0 E: 0 K: 1 S: 5	H: 0 LOB: 0 BB: 0 P: 5	R: 0 E: 0 K: 1 S: 5	H: 0 LOB: 0 BB: 0 P: 5	1B: 3 2B: 1 3B: 0 HR: 2	SF: 1 SAC: 0 DP: 0 HBP: 0	WP: 0 PB: 0 SB: 0 CS: 0	PA: 37						
<b>PITCHER</b>	IP	WLS	BF	H	R	ER	SO	BB	IBB	HBP	BLK	WP	HR	S	P	ERA	WHIP											
Denny McLain, R ERA: 4.47	(1, 1)	5.0	L	23	5	4	3	0	3	0	0	0	0	2	20	32	5.40	1.600										
Jim Shellenback, L ERA: 3.51	(6, 1)	2.0		8	1	0	0	1	1	0	0	0	0	0	9	13	0.00	1.000										
Joe Grzenda, L ERA: 1.37	(8, 1)	2.0		6	0	0	0	2	0	0	0	0	0	0	10	10	0.00	0.000										

Detroit Tigers @ Washington Senators  
Robert F. Kennedy Memorial Stadium, Washington, DC

AB 32  
R 4  
H 6  
RBI 3  
BB 4  
SO 3  
LOB 9



WP: 0 PA: 37  
PB: 0  
SB: 0  
CS: 0

Batter	1	2	3	4	5	6	7	8	9	AB	R	H	RBI	BB	SO	LOB	BOTTOM										
Davey Nelson, R OBP: 0.340, SLG: 0.479	0-0 F7		0-0 L9			0-0 FC1-6 1B		0-0 5-3	0-0 FC6-4	5	0	1	0	0	0	2											
Lenny Randle, S OBP: 0.310, SLG: 0.330			0-0 L9		0-0 FC1-6 G2		0-0 1B			4	1	2	0	0	0	1											
Frank Howard, R OBP: 0.370, SLG: 0.503	0-0 1B HR		0-0 1B		0-0 G2		0-0 F7			4	1	2	2	0	0	2											
Dick Billings, R OBP: 0.271, SLG: 0.328	0-3 K		0-0 F8		0-3 K			0-0 P4		4	0	0	0	0	2	2											
Elliott Maddox, R OBP: 0.293, SLG: 0.237	0-0 1B		0-0 FC5-4 1B		4-0 S BB		0-0 F3			3	0	2	0	1	0	0											
Paul Casanova, R OBP: 0.223, SLG: 0.289	0-0 F7		0-0 FC5-4		0-0 P6		0-3 K			4	0	0	0	0	1	4											
Del Unser, L OBP: 0.353, SLG: 0.398		0-0 1B		0-0 F3		0-3 K		0-0 FC6-4 1B		4	0	2	0	0	1	1											
Toby Harrah, R OBP: 0.306, SLG: 0.309		0-0 F2		0-0 5-3		0-3 K		0-0 FC6-4 FC6-4		4	0	0	0	0	1	3											
Denny McLain, R OBP: 0.105, SLG: 0.135 Jim Shellenback, L OBP: 0.158, SLG: 0.158 Tom McCraw, L OBP: 0.286, SLG: 0.410 Joe Grzenda, R OBP: 0.403, SLG: 0.429	(1, 1) (6, 1) (7, PH) (8, 1)	0-0 F8		0-0 F8		0-3 K		0-3 K		2	0	0	0	0	0	1											
<b>Inning Stats</b>	R: 2 E: 0 K: 1 S: 8	H: 3 LOB: 1 BB: 0 P: 8	R: 0 E: 0 K: 0 S: 4	H: 1 LOB: 0 BB: 0 P: 4	R: 0 E: 0 K: 0 S: 5	H: 2 LOB: 2 BB: 0 P: 5	R: 0 E: 0 K: 0 S: 3	H: 0 LOB: 0 BB: 0 P: 3	R: 0 E: 0 K: 1 S: 6	H: 1 LOB: 1 BB: 1 P: 6	R: 0 E: 0 K: 2 S: 7	H: 0 LOB: 1 BB: 1 P: 11	R: 0 E: 0 K: 1 S: 6	H: 1 LOB: 0 BB: 0 P: 6	R: 0 E: 0 K: 1 S: 5	R: 0 E: 0 K: 1 S: 6	R: 0 E: 0 K: 1 S: 6	R: 0 E: 0 K: 1 S: 6	R: 0 E: 0 K: 1 S: 6	R: 0 E: 0 K: 1 S: 6	R: 0 E: 0 K: 1 S: 6	1B: 8 2B: 0 3B: 0 HR: 1	SF: 0 SAC: 0 DP: 0 HBP: 0	WP: 0 PB: 0 SB: 1 CS: 0	PA: 37		
<b>PITCHER</b>	IP	WLS	BF	H	R	ER	SO	BB	IBB	HBP	BLK	WP	HR	S	P	ERA	WHIP										
Mickey Lolich, L ERA: 2.96	(1, 1)	9.0	W	37	9	2	2	7	1	0	0	0	1	50	54	2.00	1.111										

Detroit Tigers @ Washington Senators  
Robert F. Kennedy Memorial Stadium, Washington, DC

AB 36  
R 2  
H 9  
RBI 2  
BB 1  
SO 7  
LOB 17



WP: 0 PA: 37  
PB: 0  
SB: 1  
CS: 0

Batter	1	2	3	4	5	6	7	8	9	10	AB	R	H	RBI	BB	SO	LOB							
Dalton Jones, L OBP: 0.290, SLG: 0.433 Tom Timmermann, R OBP: 0.250, SLG: 0.143	0-0 1B		0-0 CS 1B			0-0 F8	0-0 F8		0-0 FC6-4 1B		4	0	2	0	0	0	1							
Al Kaline, R OBP: 0.441, SLG: 0.461	0-3 K		0-0 CS	0-0 L8		4-0 BB 1B		0-0 L4	0-0 FC6-4		4	0	0	0	1	1	2							
Jim Northrup, L OBP: 0.372, SLG: 0.474	0-0 F7			4-0 L5-3 BB		0-0 BB 1B		0-0 F9		0-0 F8	4	0	1	0	1	0	1							
Bill Freehan, R OBP: 0.345, SLG: 0.478	0-3 K			0-0 L5-3		4-0 BB 1B		0-0 HR		0-0 P4	4	1	1	0	1	1	2							
Norm Cash, L OBP: 0.388, SLG: 0.608		0-0 P6				0-0 1B	0-3 K		0-0 HR	0-0 G3	5	1	2	2	0	1	3							
Aurelio Rodriguez, R OBP: 0.283, SLG: 0.377		0-3 K				0-0 F9		0-0 E5 FC1-6 6-3			4	0	1	0	0	1	1							
Dick McAuliffe, L OBP: 0.266, SLG: 0.331 Tony Taylor, R OBP: 0.303, SLG: 0.319		0-0 G3				0-0 K		0-0 6-3	0-0 F9		2	0	0	0	0	1	1							
Ed Brinkman, R OBP: 0.267, SLG: 0.254			0-0 F5			0-0 6-3		0-0 FC1-6 2B		0-0 1-3	4	1	0	0	0	0	2							
Dean Chance, R Tim Hosley, R Bill Gilbreth, L Mickey Stanley, R			0-3 K			0-0 5-3		0-0 1B		0-0 G3	1	0	0	0	0	1	0							
<b>Inning Stats</b>	R: 0 E: 0 K: 2 S: 8	H: 1 LOB: 1 BB: 0 P: 8	R: 0 E: 0 K: 1 S: 5	H: 0 LOB: 0 BB: 0 P: 5	R: 0 E: 0 K: 1 S: 5	H: 1 LOB: 0 BB: 0 P: 5	R: 0 E: 0 K: 0 S: 2	H: 0 LOB: 0 BB: 1 P: 6	R: 0 E: 0 K: 1 S: 6	H: 1 LOB: 3 BB: 2 P: 14	R: 1 E: 1 K: 0 S: 5	H: 1 LOB: 1 BB: 0 P: 5	R: 2 E: 0 K: 0 S: 6	H: 3 LOB: 1 BB: 0 P: 6	R: 0 E: 0 K: 0 S: 4	H: 1 LOB: 1 BB: 0 P: 4	R: 0 E: 0 K: 0 S: 3	H: 0 LOB: 0 BB: 0 P: 3	1B: 6 2B: 3 3B: 0 HR: 1	SF: 0 SAC: 0 DP: 1 HBP: 0	WP: 0 PB: 0 SB: 0 CS: 1	PA: 42		
<b>PITCHER</b>	IP WLS BF H R ER SO ERA WHIP	IP WLS BF H R ER SO ERA WHIP	IP WLS BF H R ER SO ERA WHIP	IP WLS BF H R ER SO ERA WHIP	IP WLS BF H R ER SO ERA WHIP	IP WLS BF H R ER SO ERA WHIP	IP WLS BF H R ER SO ERA WHIP	IP WLS BF H R ER SO ERA WHIP	IP WLS BF H R ER SO ERA WHIP	IP WLS BF H R ER SO ERA WHIP	IP WLS BF H R ER SO ERA WHIP	IP WLS BF H R ER SO ERA WHIP	IP WLS BF H R ER SO ERA WHIP	IP WLS BF H R ER SO ERA WHIP	IP WLS BF H R ER SO ERA WHIP	IP WLS BF H R ER SO ERA WHIP	IP WLS BF H R ER SO ERA WHIP	IP WLS BF H R ER SO ERA WHIP	IP WLS BF H R ER SO ERA WHIP	IP WLS BF H R ER SO ERA WHIP	IP WLS BF H R ER SO ERA WHIP	IP WLS BF H R ER SO ERA WHIP	IP WLS BF H R ER SO ERA WHIP	IP WLS BF H R ER SO ERA WHIP

**TOP**

**Detroit Tigers @ Washington Senators**  
Robert F. Kennedy Memorial Stadium, Washington, DC

Sun Jul 11 1971, 3:33 AM EDT  
Att: 10,674 - Unknown

AB	38
R	3
H	9
RBI	3
BB	3
SO	6
LOB	15

Batter	1	2	3	4	5	6	7	8	9	10	AB	R	H	RBI	BB	SO	LOB							
Del Unser, L OBP: 0.354, SLG: 0.396	0-0 3-1		4-0 2B FC4-2 BB		0-0 E1 SF7 1B		0-0 F7			0-0 F8	4	1	1	0	1	0	0							
Lenny Randle, S OBP: 0.314, SLG: 0.358	0-0 E 4-1 2B		0-0 FC4-2 1-3 2H 1B 2B		0-0 SF7		0-3 K			0-3 K	4	1	2	2	0	2	0							
Don Mincher, L OBP: 0.404, SLG: 0.430 Tom McCraw, L OBP: 0.291, SLG: 0.431	0-0 4-1		0-0 FC4-2 2-3 3H 1B		0-0 G6-4-3 1B		0-0 G5-4-3 1B			0-0 1B 3B	4	0	2	0	0	0	3							
Frank Howard, R OBP: 0.370, SLG: 0.500		0-3 K	0-0 1B		0-0 G6-4-3		0-0 G5-4-3			4-0 1B BB IBB	4	0	1	1	1	1	2							
Larry Blittner, L OBP: 0.314, SLG: 0.269 Elliott Maddox, R OBP: 0.294, SLG: 0.234		0-0 1-3	0-0 1-3				0-0 F7		0-0 5-3	4-0 1B BB	2	0	0	0	0	0	2							
Bernie Allen, L OBP: 0.327, SLG: 0.366 Davey Nelson, R OBP: 0.340, SLG: 0.471		4-0 FC6-4 BB		0-3 K		0-0 1-3			0-0 1-3	0-0 1B	1	0	0	0	1	1	0							
Dick Billings, R OBP: 0.277, SLG: 0.324		0-0 FC6-4		4-0 FC6-4 BB		1-0 HBP				0-3 K	2	0	0	0	1	1	1							
Toby Harrah, R OBP: 0.309, SLG: 0.309			0-0 SH1-3 2B 1B		0-0 FC6-4		0-0 F7			4-0 BB	3	1	1	0	1	0	2							
Bill Gogolewski, L OBP: 0.200, SLG: 0.200 Paul Lindblad, L OBP: 0.267, SLG: 0.400 Casey Cox, R OBP: 0.125, SLG: 0.087 Denny Riddleberger, R OBP: 0.125, SLG: 0.087			0-0 SH1-3		0-3 K		0-0 F8			0-3 K	1	0	0	0	0	1	1							
<b>Inning Stats</b>	R: 0 E: 1 K: 0 S: 3	H: 1 LOB: 1 BB: 3 P: 3	R: 0 E: 0 K: 1 S: 5	H: 0 LOB: 1 BB: 1 P: 9	R: 2 E: 0 K: 0 S: 6	H: 3 LOB: 2 BB: 1 P: 10	R: 0 E: 0 K: 2 S: 7	H: 0 LOB: 1 BB: 1 P: 11	R: 1 E: 1 K: 0 S: 4	H: 2 LOB: 0 BB: 0 P: 4	R: 0 E: 0 K: 1 S: 5	H: 0 LOB: 0 BB: 0 P: 5	R: 0 E: 0 K: 0 S: 3	H: 1 LOB: 1 BB: 0 P: 3	R: 0 E: 0 K: 2 S: 7	H: 0 LOB: 1 BB: 2 P: 11	R: 1 E: 0 K: 1 S: 6	H: 2 LOB: 3 BB: 2 P: 14	1B: 6 2B: 2 3B: 1 HR: 0	SF: 1 SAC: 1 DP: 2 HBP: 1	WP: 0 PB: 0 SB: 0 CS: 0	PA: 42		
<b>PITCHER</b>	IP WLS BF H R ER SO ERA WHIP	IP WLS BF H R ER SO ERA WHIP	IP WLS BF H R ER SO ERA WHIP	IP WLS BF H R ER SO ERA WHIP	IP WLS BF H R ER SO ERA WHIP	IP WLS BF H R ER SO ERA WHIP	IP WLS BF H R ER SO ERA WHIP	IP WLS BF H R ER SO ERA WHIP	IP WLS BF H R ER SO ERA WHIP	IP WLS BF H R ER SO ERA WHIP	IP WLS BF H R ER SO ERA WHIP	IP WLS BF H R ER SO ERA WHIP	IP WLS BF H R ER SO ERA WHIP	IP WLS BF H R ER SO ERA WHIP	IP WLS BF H R ER SO ERA WHIP	IP WLS BF H R ER SO ERA WHIP	IP WLS BF H R ER SO ERA WHIP	IP WLS BF H R ER SO ERA WHIP	IP WLS BF H R ER SO ERA WHIP	IP WLS BF H R ER SO ERA WHIP	IP WLS BF H R ER SO ERA WHIP	IP WLS BF H R ER SO ERA WHIP	IP WLS BF H R ER SO ERA WHIP	IP WLS BF H R ER SO ERA WHIP

**BOTTOM**

**Detroit Tigers @ Washington Senators**  
Robert F. Kennedy Memorial Stadium, Washington, DC


Sun Jul 11 1971, 3:33 AM EDT  
Att: 10,674 - Unknown


AB	33
R	4
H	9
RBI	4
BB	6
SO	7
LOB	13

Batter	1	2	3	4	5	6	7	8	9	AB	R	H	RBI	BB	SO	LOB	TOP	
Lee Richard, R OBP: 0.294, SLG: 0.316 (1, 6)	K 1	PO 1-2 3-H	5-3 1		K 1		F9 2		4-3 2	5	0	0	0	0	2	0	Chicago White Sox @ Washington Senators Robert F. Kennedy Memorial Stadium, Washington, DC Thu Jul 15 1971, 7:05 PM EDT Att: 7,526 - Unknown livebaseballscorecards.com	
Pat Kelly, L OBP: 0.444, SLG: 0.318 (1, 9)	6-3 2		4-3 2		K BB 1		FC5 HBP 1B 1		6-3 3	4	0	1	0	1	0	0		
Rick Reichardt, R OBP: 0.355, SLG: 0.474 (1, 7)					K 1-2 1					3	1	2	0	0	1	1		
Bill Melton, R OBP: 0.363, SLG: 0.542 (1, 5)	FC6-4 1B 1-2 1									4	0	1	1	0	0	3		
Carlos May, L OBP: 0.357, SLG: 0.366 (1, 3)		F7 1	K 3							4	1	1	0	0	2	1		
Mike Andrews, R OBP: 0.380, SLG: 0.394 (1, 4)					K 1					4	1	2	0	0	1	0		
Ed Herrmann, L OBP: 0.325, SLG: 0.387 (1, 2)										3	0	1	1	0	1	1		
Jay Johnstone, L OBP: 0.317, SLG: 0.361 (1, 8)		E9 1B 1-H PO								4	0	2	0	0	1	2		
Wilbur Wood, R OBP: 0.151, SLG: 0.043 (5, 1) Bart Johnson, R OBP: 0.206, SLG: 0.225 (7, PH) Bob Spierdie, L (7, 1) Vicente Romo, R (7, 1) Terry Forster, L (8, 1) Rich McKinney, R OBP: 0.046, SLG: 0.015 (8, PH)										1	0	0	0	1	0	1		
<b>Inning Stats</b>	R: 0 E: 0 K: 1 S: 6	H: 1 LOB: 1 BB: 0 P: 6	R: 1 E: 1 K: 1 S: 6	H: 2 LOB: 1 BB: 1 P: 10	R: 1 E: 0 K: 1 S: 7	H: 2 LOB: 1 BB: 0 P: 7	R: 0 E: 0 K: 1 S: 6	H: 0 LOB: 0 BB: 1 P: 10	R: 0 E: 0 K: 0 S: 4	H: 1 LOB: 2 BB: 0 P: 5	R: 0 E: 0 K: 1 S: 6	H: 1 LOB: 1 BB: 0 P: 6	R: 0 E: 0 K: 0 S: 3	H: 0 LOB: 0 BB: 0 P: 3	1B: 10 2B: 0 3B: 0 HR: 0	SF: 1 SAC: 0 DP: 0 HBP: 1	WP: 0 PB: 0 SB: 2 CS: 0	PA: 39
<b>PITCHER</b>	IP WLS BF H R ER SO BB IBB HBP BLK WP HR S P ERA WHIP	<b>PITCHER</b>										IP WLS BF H R ER SO BB IBB HBP BLK WP HR S P ERA WHIP						
Dick Bosman, R ERA: 4.1 (1, 1)	6.0 W 26 8 3 2 7 2 0 0 0 0 0 38 46 3.00 1.667											6.0 W 26 8 3 2 7 2 0 0 0 0 0 38 46 3.00 1.667						
Casey Cox, R ERA: 3.11 (7, 1)	3.0 S 12 2 0 0 1 0 0 1 0 0 0 13 14 0.00 0.667											3.0 S 12 2 0 0 1 0 0 1 0 0 0 13 14 0.00 0.667						

Batter	1	2	3	4	5	6	7	8	9	AB	R	H	RBI	BB	SO	LOB	BOTTOM	
Davey Nelson, R OBP: 0.351, SLG: 0.527 (1, 5)		K 3								4	1	2	3	0	1	0	Chicago White Sox @ Washington Senators Robert F. Kennedy Memorial Stadium, Washington, DC Thu Jul 15 1971, 7:05 PM EDT Att: 7,526 - Unknown livebaseballscorecards.com	
Lenny Randle, S OBP: 0.321, SLG: 0.357 (1, 4)	HR 5-3 1B BB 1		K 1							3	2	1	0	1	1	0		
Frank Howard, R OBP: 0.497, SLG: 0.497 (1, 7)										4	1	1	0	0	1	1		
Larry Blattner, L OBP: 0.314, SLG: 0.269 (8, 7)										0	0	0	0	0	0	0		
Dick Billings, R OBP: 0.276, SLG: 0.322 (1, 2)										4	1	1	1	0	0	1		
Don Mincher, L OBP: 0.409, SLG: 0.435 (1, 3)										4	1	3	1	0	0	0		
Ellicott Maddox, R OBP: 0.296, SLG: 0.238 (1, 8)										2	0	1	0	0	1	0		
Tom McCraw, L OBP: 0.294, SLG: 0.427 (6, PH) (7, 9)										1	0	0	1	1	1	1		
Del Unser, L OBP: 0.349, SLG: 0.391 (1, 9) (7, 8)										4	1	0	1	0	0	5		
Toby Harrah, R OBP: 0.312, SLG: 0.306 (1, 6)										2	1	0	0	2	0	0		
Dick Bosman, R OBP: 0.190, SLG: 0.081 (1, 1)										2	0	0	0	0	0	0		
Bernie Allen, L OBP: 0.324, SLG: 0.364 (6, PH)										1	0	0	0	0	0	2		
Casey Cox, R OBP: 0.120, SLG: 0.083 (7, 1)										1	0	0	0	0	1	2		
<b>Inning Stats</b>	R: 2 E: 0 K: 0 S: 6	H: 3 LOB: 2 BB: 1 P: 10	R: 0 E: 0 K: 1 S: 5	H: 0 LOB: 0 BB: 0 P: 5	R: 0 E: 0 K: 2 S: 7	H: 0 LOB: 0 BB: 0 P: 7	R: 0 E: 0 K: 1 S: 5	H: 0 LOB: 0 BB: 0 P: 5	R: 0 E: 0 K: 0 S: 3	H: 5 LOB: 2 BB: 2 P: 15	R: 0 E: 0 K: 0 S: 3	H: 0 LOB: 0 BB: 0 P: 3	R: 0 E: 0 K: 2 S: 8	H: 1 LOB: 2 BB: 1 P: 12	1B: 8 2B: 0 3B: 0 HR: 1	SF: 0 SAC: 0 DP: 0 HBP: 0	WP: 1 PB: 0 SB: 0 CS: 1	PA: 37
<b>PITCHER</b>	IP WLS BF H R ER SO BB IBB HBP BLK WP HR S P ERA WHIP	<b>PITCHER</b>										IP WLS BF H R ER SO BB IBB HBP BLK WP HR S P ERA WHIP						
Wilbur Wood, L ERA: 1.99 (1, 1)	5.0 L 23 7 6 6 4 2 0 0 0 1 0 3 11 18.00 3.000											5.0 L 23 7 6 6 4 2 0 0 0 1 0 3 11 18.00 3.000						
Bart Johnson, R ERA: 3.31 (6, 1)	1.0 5 1 2 2 0 2 0 0 0 0 1 0 3 11 18.00 3.000											1.0 5 1 2 2 0 2 0 0 0 0 1 0 3 11 18.00 3.000						
Vicente Romo, R ERA: 5.4 (7, 1)	1.0 3 0 0 0 0 0 0 0 0 0 0 0 3 3 0.00 0.000											1.0 3 0 0 0 0 0 0 0 0 0 0 0 3 3 0.00 0.000						
Terry Forster, L ERA: 4.13 (8, 1)	1.0 5 1 0 0 2 0 1 0 0 0 0 0 8 12 0.00 1.000											1.0 5 1 0 0 2 0 1 0 0 0 0 0 8 12 0.00 1.000						



Batter	1	2	3	4	5	6	7	8	9	AB	R	H	RBI	BB	SO	LOB	TOP										
Lee Richard, R (1.6) OBP: 0.294, SLG: 0.315	L4		6-3		K					4	0	1	0	0	1	0	<b>Chicago White Sox @ Washington Senators</b> Robert F. Kennedy Memorial Stadium, Washington, DC Fri Jul 16 1971, 7:05 PM EDT Att: 6,671 - Unknown <a href="http://livebaseballscorecards.com">livebaseballscorecards.com</a>										
Pat Kelly, L (1.9) OBP: 0.452, SLG: 0.423			K			HR	CS	F7	4	1	2	0	0	1	0												
Rick Reichardt, R (1.7) OBP: 0.354, SLG: 0.471				K				5-3	4	0	1	0	0	2	1												
Bill Melton, R (1.5) OBP: 0.364, SLG: 0.551	F8				HR			K	4	1	2	2	0	1	1												
Carlos May, L (1.3) OBP: 0.359, SLG: 0.366		F9		FC4		4-3			3	0	1	0	1	0	1												
Mike Andrews, R (1.4) OBP: 0.384, SLG: 0.394		K						SH5-3	2	0	1	0	1	1	1												
Ed Herrmann, L (1.2) OBP: 0.323, SLG: 0.379		F9		F9		F4		IBB	3	0	0	0	1	0	4												
Mike Hershberger, R (1.8) OBP: 0.434, SLG: 0.376		F9			L9		CS	IBB	2	0	0	0	2	0	1												
Tommy John, R (1.1) OBP: 0.140, SLG: 0.098			6-3		6-3		5-3	G3	4	0	0	0	0	0	3	<b>AB 30</b> <b>R 2</b> <b>H 8</b> <b>RBI 2</b> <b>BB 5</b> <b>SO 6</b> <b>LOB 12</b> 											
<b>Inning Stats</b>	R: 0 E: 0 K: 0 S: 4	H: 2 LOB: 1 BB: 0 P: 4	R: 0 E: 0 K: 1 S: 6	H: 1 LOB: 1 BB: 0 P: 6	R: 0 E: 0 K: 1 S: 5	H: 0 LOB: 0 BB: 0 P: 5	R: 0 E: 0 K: 1 S: 7	H: 2 LOB: 2 BB: 0 P: 7	R: 0 E: 0 K: 1 S: 5	H: 0 LOB: 0 BB: 0 P: 5	R: 2 E: 0 K: 1 S: 7	H: 2 LOB: 1 BB: 1 P: 11	R: 0 E: 0 K: 1 S: 2	H: 1 LOB: 0 BB: 1 P: 6	R: 0 E: 0 K: 1 S: 5		H: 0 LOB: 0 BB: 0 P: 5	R: 0 E: 0 K: 0 S: 2	H: 0 LOB: 2 BB: 3 P: 14	1B: 6 2B: 0 3B: 1 HR: 1	SF: 0 SAC: 1 DP: 0 HBP: 0	WP: 0 PB: 0 SB: 1 CS: 2	PA: 37				
<b>PITCHER</b>	IP	WLS	BF	H	R	ER	SO	BB	IBB	HBP	BLK	WP	HR	S	P	ERA	WHIP										
Pete Broberg, R (1.1) ERA: 3.43	7.0	L	28	8	2	2	5	2	0	0	0	0	1	36	44	2.57	1.429										
Horacio Pina, R (8.1) ERA: 3.38	2.0		8	0	0	0	1	1	2	0	0	0	0	7	19	0.00	0.500										

Batter	1	2	3	4	5	6	7	8	9	AB	R	H	RBI	BB	SO	LOB	BOTTOM										
Davey Nelson, R (1.5) OBP: 0.328, SLG: 0.492	5-3		1-3			K		F8		4	0	0	0	0	1	0	<b>Chicago White Sox @ Washington Senators</b> Robert F. Kennedy Memorial Stadium, Washington, DC Fri Jul 16 1971, 7:05 PM EDT Att: 6,671 - Unknown <a href="http://livebaseballscorecards.com">livebaseballscorecards.com</a>										
Lenny Randle, S (1.4) OBP: 0.310, SLG: 0.343	E5		P4			F8		K		4	0	0	0	0	1	0											
Frank Howard, R (1.7) OBP: 0.371, SLG: 0.497	4-3			4-3						4	0	2	0	0	0	1											
Dick Billings, R (1.2) OBP: 0.276, SLG: 0.320	6-3			1B		6-3		5-3		4	0	1	0	0	0	3											
Don Mincher, L (1.3) OBP: 0.407, SLG: 0.432		G3			1B		F8		F2	4	0	1	0	0	0	0											
Elliott Maddox, R (1.8) OBP: 0.295, SLG: 0.244					F9		F9		F9	4	0	1	0	0	0	1											
Del Unser, L (1.9) OBP: 0.345, SLG: 0.385		4-3				K		E6		3-1	4	0	0	0	1	1											
Toby Harrah, R (1.6) OBP: 0.308, SLG: 0.303		K				F3		E6			3	0	0	0	1	2											
Pete Broberg, R (1.1) Paul Casanova, R (7, PH) Horacio Pina, R (8.1)					K			F8		2	0	0	0	0	2	0	<b>AB 34</b> <b>R 0</b> <b>H 5</b> <b>RBI 0</b> <b>BB 0</b> <b>SO 6</b> <b>LOB 10</b> 										
<b>Inning Stats</b>	R: 0 E: 1 K: 0 S: 4	H: 0 LOB: 1 BB: 0 P: 4	R: 0 E: 0 K: 1 S: 6	H: 1 LOB: 1 BB: 0 P: 6	R: 0 E: 0 K: 1 S: 5	H: 0 LOB: 0 BB: 0 P: 5	R: 0 E: 0 K: 0 S: 4	H: 2 LOB: 1 BB: 0 P: 4	R: 0 E: 0 K: 2 S: 7	H: 0 LOB: 0 BB: 0 P: 7	R: 0 E: 0 K: 1 S: 6	H: 1 LOB: 1 BB: 0 P: 6	R: 0 E: 2 K: 0 S: 5	H: 0 LOB: 2 BB: 0 P: 5	R: 0 E: 0 K: 1 S: 6	H: 1 LOB: 1 BB: 0 P: 6		R: 0 E: 0 K: 0 S: 3	H: 0 LOB: 0 BB: 0 P: 3	1B: 4 2B: 1 3B: 0 HR: 0	SF: 0 SAC: 0 DP: 0 HBP: 0	WP: 0 PB: 0 SB: 0 CS: 0	PA: 34				
<b>PITCHER</b>	IP	WLS	BF	H	R	ER	SO	BB	IBB	HBP	BLK	WP	HR	S	P	ERA	WHIP										
Tommy John, L (1.1) ERA: 2.99	9.0	W	34	5	0	0	6	0	0	0	0	0	0	46	46	0.00	0.556										

Batter	1	2	3	4	5	6	7	8	9	AB	R	H	RBI	BB	SO	LOB	TOP							
<b>Cesar Tovar, R</b> OBP: 0.354, SLG: 0.355 (1,9)	0-0 4-3		0-0 E F4 HBP 1B	0-0 FC4-6 S 1B		0-0 SH1-4		4-0 G4-6-3 IBB		3	2	1	1	1	0	1	Minnesota Twins @ Washington Senators Robert F. Kennedy Memorial Stadium, Washington, DC Sat Jul 17 1971, 7:05 PM EDT Att: 7,124 - Unknown							
<b>Steve Braun, L</b> OBP: 0.355, SLG: 0.358 (1,5)	0-0 4-3		1-0 F4 E HBP 1B	4-0 BB 1B BB		0-0 F7		0-0 G4-6-3 1-2		3	0	0	0	1	0	4								
<b>Rod Carew, L</b> OBP: 0.325, SLG: 0.368 (1,4)	0-0 BB 1B		0-0 E4 G6-4-3	0-0 BB 1B		0-0 4-3		0-0 P6		5	0	2	2	0	0	3								
<b>Harmon Killebrew, R</b> OBP: 0.379, SLG: 0.429 (1,3)	4-0 1-2 BB		0-0 F4 2-3 3-H	4-0 FC6-4 BB		0-0 4-3		0-0 5-3		3	0	0	1	2	0	2								
<b>Leo Cardenas, R</b> OBP: 0.336, SLG: 0.452 (1,6)	0-0 F7		0-0 G6-4-3 1-2	0-0 FC6-4 BB		0-0 5-3		0-0 6-3		5	0	0	0	0	0	7								
<b>Brant Aylva, R</b> OBP: 0.274, SLG: 0.262 (1,7)		0-0 F8		0-3 K	0-3 K		0-0 6-3			4	0	0	0	0	2	0								
<b>Jim Holt, L</b> OBP: 0.289, SLG: 0.329 (7,7)										0	0	0	0	0	0	0								
<b>Jim Nettles, L</b> OBP: 0.378, SLG: 0.605 (1,8)		0-0 5-3		4-0 2B SH BB	0-0 3-1		0-0 SH5-4 1B			3	1	1	0	1	0	0								
<b>George Mitterwald, R</b> OBP: 0.322, SLG: 0.350 (1,2)		0-0 4-3		0-0 SH FC4-6 2B	0-0 F9		0-0 SH5-4 1B			4	1	2	0	0	0	0								
<b>Jim Kaat, L</b> OBP: 0.245, SLG: 0.269 (1,1)			4-0 1B E BB	0-0 SH FC4-6		0-0 SH1-4 1B		0-0 SH5-4		0	0	0	0	0	0	0								
<b>Hal Haydel, R</b> (2,1)								0-0 SH5-4		0	0	0	0	0	0	0								
<b>George Thomas, R</b> OBP: 0.192, SLG: 0.125 (3,PH)								1-2 2-3		0	1	0	0	1	0	0								
<b>Ray Corbin, R</b> OBP: 0.231, SLG: 0.231 (3,1)								1-2 2-3		1	0	1	1	0	0	0								
<b>Inning Stats</b>	R: 0 E: 0 K: 0 S: 4	H: 1 LOB: 2 BB: 1 P: 8	R: 0 E: 0 K: 0 S: 3	H: 0 LOB: 0 BB: 0 P: 3	R: 2 E: 1 K: 0 S: 4	H: 1 LOB: 1 BB: 1 P: 9	R: 3 E: 1 K: 1 S: 8	H: 2 LOB: 3 BB: 3 P: 20	R: 0 E: 0 K: 1 S: 5	H: 0 LOB: 0 BB: 0 P: 5	R: 0 E: 0 K: 0 S: 4	H: 1 LOB: 1 BB: 0 P: 4	R: 0 E: 0 K: 0 S: 3	H: 0 LOB: 0 BB: 0 P: 3	R: 0 E: 0 K: 0 S: 4	H: 2 LOB: 2 BB: 1 P: 8	R: 0 E: 0 K: 0 S: 3	H: 0 LOB: 0 BB: 0 P: 3	1B: 6 2B: 1 3B: 0 HR: 0	SF: 0 SAC: 3 DP: 2 HBP: 1	WP: 0 PB: 0 SB: 1 CS: 1	PA: 41		
<b>PITCHER</b>	IP	WLS	BF	H	R	ER	SO	BB	IBB	HBP	BLK	WP	HR	S	P	ERA	WHIP							
<b>Jim Shellenback, L</b> ERA: 3.71 (1,1)	3.1	L	17	3	4	3	1	3	0	1	0	0	0	15	28	8.10	1.800							
<b>Horacio Pina, R</b> ERA: 3.38 (4,1)	0.1		3	0	0	0	0	1	0	0	0	0	0	2	6	0.00	3.000							
<b>Denny Riddleberger, L</b> ERA: 4.6 (4,1)	0.0		1	1	1	0	0	0	0	0	0	0	0	1	1	∞	∞							
<b>Casey Cox, R</b> ERA: 3.03 (4,1)	2.1		9	1	0	0	1	1	0	0	0	0	0	10	14	0.00	0.857							
<b>Joe Grzenda, L</b> ERA: 1.31 (7,1)	2.0		8	2	0	0	0	0	1	0	0	0	0	7	11	0.00	1.000							

Batter	1	2	3	4	5	6	7	8	9	AB	R	H	RBI	BB	SO	LOB	BOTTOM						
<b>Davey Nelson, R</b> OBP: 0.348, SLG: 0.531 (1,5)	0-0 F8 2B	0-0 1B 2B		0-3 K		0-0 1B		0-3 K		5	2	3	1	0	2	0	Minnesota Twins @ Washington Senators Robert F. Kennedy Memorial Stadium, Washington, DC Sat Jul 17 1971, 7:05 PM EDT Att: 7,124 - Unknown						
<b>Lenny Randle, S</b> OBP: 0.297, SLG: 0.327 (1,4)	0-0 F8 2-3	0-0 F7		0-0 F7		0-3 K		0-0 5-3		5	0	0	0	0	1	3							
<b>Frank Howard, R</b> OBP: 0.371, SLG: 0.492 (1,3)	4-0 2B IBB	4-0 1B IBB		0-3 K		0-0 P3		0-0 P1		3	0	0	0	2	1	0							
<b>Dick Billings, R</b> OBP: 0.281, SLG: 0.320 (1,7)	0-3 K	0-0 1B		4-0 G5-4-3 BB		0-0 P6		0-0 6-3		3	0	1	1	1	1	2							
<b>Elliott Maddox, R</b> OBP: 0.294, SLG: 0.250 (1,8)	0-0 1B	0-0 F9		0-0 G5-4-3		0-0 6-3				4	0	1	1	0	0	3							
<b>Paul Casanova, R</b> OBP: 0.228, SLG: 0.289 (1,2)	4-0 2B		0-0 F8		0-0 1B		0-0 G3 1B			2	0	1	0	1	0	0							
<b>Joe Grzenda, R</b> (7,1)										0	0	0	0	0	0	0							
<b>Bernie Allen, L</b> OBP: 0.329, SLG: 0.368 (8,PH)										1	0	1	0	0	0	0							
<b>Paul Lindblad, L</b> OBP: 0.267, SLG: 0.400 (9,1)										0	0	0	0	0	0	0							
<b>Del Unser, L</b> OBP: 0.341, SLG: 0.380 (1,9)	0-0 1-3		0-0 G3		0-0 1-3		0-0 G3			4	0	0	0	0	0	5							
<b>Toby Harrah, R</b> OBP: 0.311, SLG: 0.306 (1,6)		0-0 SH1-4 2B 1B		0-0 1B		0-0 F3		0-0 F8		4	1	2	0	0	0	1							
<b>Jim Shellenback, L</b> OBP: 0.156, SLG: 0.150 (1,1)			0-0 SH1-4		0-0 6-3		0-0 4-3		0-0 6-3	1	0	0	0	0	0	1							
<b>Horacio Pina, R</b> (4,1)										0	0	0	0	0	0	0							
<b>Denny Riddleberger, R</b> (4,1)										0	0	0	0	0	0	0							
<b>Casey Cox, R</b> OBP: 0.289, SLG: 0.303 (4,1)										0	0	0	0	0	0	0							
<b>Tom McCraw, L</b> OBP: 0.299, SLG: 0.423 (6,PH)										2	0	0	0	0	0	1							
<b>Tom McCraw, L</b> OBP: 0.299, SLG: 0.423 (7,7)										0	0	0	0	0	0	0							
<b>Inning Stats</b>	R: 1 E: 0 K: 1 S: 7	H: 2 LOB: 3 BB: 2 P: 15	R: 2 E: 0 K: 0 S: 6	H: 3 LOB: 2 BB: 1 P: 10	R: 0 E: 0 K: 0 S: 4	H: 1 LOB: 0 BB: 0 P: 4	R: 0 E: 0 K: 2 S: 7	H: 0 LOB: 0 BB: 0 P: 7	R: 0 E: 0 K: 1 S: 6	H: 1 LOB: 1 BB: 0 P: 6	R: 0 E: 0 K: 0 S: 3	H: 0 LOB: 0 BB: 0 P: 3	R: 0 E: 0 K: 0 S: 4	H: 1 LOB: 1 BB: 0 P: 4	R: 0 E: 0 K: 1 S: 5	H: 0 LOB: 0 BB: 0 P: 5	1B: 6 2B: 3 3B: 0 HR: 0	SF: 0 SAC: 1 DP: 1 HBP: 0	WP: 0 PB: 0 SB: 0 CS: 0	PA: 39			
<b>PITCHER</b>	IP	WLS	BF	H	R	ER	SO	BB	IBB	HBP	BLK	WP	HR	S	P	ERA	WHIP						
<b>Jim Kaat, L</b> ERA: 3.62 (1,1)	1.2		13	5	3	3	1	3	0	0	0	0	0	12	24	16.20	3.000						
<b>Hal Haydel, R</b> ERA: 5.4 (2,1)	0.1		1	0	0	0	0	0	0	0	0	0	0	1	1	0.00	0.000						
<b>Ray Corbin, R</b> ERA: 3.14 (3,1)	7.0	W	25	4	0	0	4	1	0	0	0	0	0	32	36	0.00	0.714						

Batter	1	2	3	4	5	6	7	8	9	AB	R	H	RBI	BB	SO	LOB	TOP					
<b>Cesar Tovar, R</b> OBP: 0.357, SLG: 0.356 (1, 7)	5-3		E5 6-3 1B	FC6 1-2				IBB		4	1	2	0	1	0	3	<b>Minnesota Twins @ Washington Senators</b> Robert F. Kennedy Memorial Stadium, Washington, DC Sun Jul 18 1971, 3:33 AM EDT Att: 9,850 - Unknown <a href="http://livebaseballscorecards.com">livebaseballscorecards.com</a>					
<b>Rod Carew, L</b> OBP: 0.323, SLG: 0.366 (1, 4)	K		6-3		G3			F5		5	0	1	0	0	1	3						
<b>Tony Oliva, L</b> OBP: 0.405, SLG: 0.647 <b>Jim Holt, L</b> OBP: 0.292, SLG: 0.332 (1, 9) (8, 7)				G5-4-3 1B	1-3		K		G6-4-3 1B	4	0	2	1	0	1	1						
<b>Harmon Killebrew, R</b> OBP: 0.382, SLG: 0.433 (1, 3)			G5-4-3 1B						G6-4-3 1B	4	1	2	0	1	0	2						
<b>Leo Cardenas, R</b> OBP: 0.340, SLG: 0.456 (1, 6)	F5								G6-4-3 1B	4	0	2	1	1	0	3						
<b>Jim Nettles, L</b> OBP: 0.380, SLG: 0.596 (1, 8)									G6-4-3 1B	4	0	1	0	1	1	2						
<b>Steve Braun, L</b> OBP: 0.357, SLG: 0.354 (1, 5)									G6-4-3 1B	2	0	0	0	2	0	1						
<b>Phil Roof, R</b> OBP: 0.261, SLG: 0.266 (1, 2)									G6-4-3 1B	3	0	1	0	1	1	4						
<b>Steve Luebber, R</b> <b>Ron Perranoski, L</b> (1, 1) (7, 1)									G6-4-3 1B	3	0	0	0	0	1	4						
<b>Inning Stats</b>	R: 0 E: 0 K: 1 S: 6	H: 1 LOB: 2 BB: 1 P: 10	R: 0 E: 0 K: 2 S: 7	H: 0 LOB: 1 BB: 1 P: 11	R: 1 E: 1 K: 0 S: 4	H: 2 LOB: 0 BB: 0 P: 4	R: 0 E: 0 K: 0 S: 4	H: 1 LOB: 3 BB: 2 P: 12	R: 1 E: 0 K: 0 S: 6	H: 3 LOB: 3 BB: 1 P: 10	R: 0 E: 0 K: 1 S: 6	H: 2 LOB: 1 BB: 0 P: 6	R: 0 E: 0 K: 1 S: 5	H: 1 LOB: 0 BB: 0 P: 5	R: 0 E: 0 K: 0 S: 4	H: 1 LOB: 2 BB: 1 P: 8		R: 0 E: 0 K: 0 S: 3	H: 1 LOB: 1 BB: 1 P: 7	1B: 9 2B: 3 3B: 0 HR: 0	SF: 0 SAC: 1 DP: 3 HBP: 0	WP: 0 PB: 0 SB: 0 CS: 0
<b>PITCHER</b>	IP	WLS	BF	H	R	ER	SO	BB	IBB	HBP	BLK	WP	HR	S	P	ERA	WHIP					
<b>Bill Gogolewski, R</b> ERA: 2.77 <b>Joe Grzenda, L</b> ERA: 1.25 <b>Paul Lindblad, L</b> ERA: 2.73 <b>Denny Riddleberger, L</b> ERA: 4.6 <b>Casey Cox, R</b> ERA: 3.0 (1, 1) (6, 1) (8, 1) (9, 1) (9, 1)	5.0	26	7	2	2	3	3	2	0	0	0	0	0	27	47	3.60	2.000					

Batter	1	2	3	4	5	6	7	8	9	AB	R	H	RBI	BB	SO	LOB	BOTTOM				
<b>Del Unser, L</b> OBP: 0.340, SLG: 0.377 (1, 8) (8, 9)			P6			P6	4-3			3	0	0	0	1	0	1	<b>Minnesota Twins @ Washington Senators</b> Robert F. Kennedy Memorial Stadium, Washington, DC Sun Jul 18 1971, 3:33 AM EDT Att: 9,850 - Unknown <a href="http://livebaseballscorecards.com">livebaseballscorecards.com</a>				
<b>Lenny Randle, S</b> OBP: 0.295, SLG: 0.324 (1, 4)	FC5-4 BB		K			1B		K		4	1	1	0	0	2	1					
<b>Don Mincher, L</b> OBP: 0.411, SLG: 0.435 (1, 3)					F7	1B				3	0	2	0	1	0	0					
<b>Frank Howard, R</b> OBP: 0.375, SLG: 0.492 (1, 7)						1B				2	0	1	1	2	0	1					
<b>Tom McCraw, L</b> OBP: 0.284, SLG: 0.411 <b>Paul Lindblad, L</b> OBP: 0.297, SLG: 0.400 <b>Paul Casanova, R</b> OBP: 0.297, SLG: 0.288 <b>Denny Riddleberger, R</b> <b>Casey Cox, R</b> OBP: 0.120, SLG: 0.083 (1, 9) (8, 1) (8, PH) (9, 1) (9, 1)					P4	P6		6-3		3	0	0	0	0	0	6					
<b>Dick Billings, R</b> OBP: 0.274, SLG: 0.312 (1, 2)					F8	P3				4	0	0	0	0	0	3					
<b>Davey Nelson, R</b> OBP: 0.357, SLG: 0.529 (1, 5)										4	1	2	0	0	0	0					
<b>Toby Harrah, R</b> OBP: 0.310, SLG: 0.305 (1, 6)										4	1	1	0	0	1	1					
<b>Bill Gogolewski, L</b> OBP: 0.167, SLG: 0.167 <b>Rick Stelmaszek, L</b> (5, PH) <b>Joe Grzenda, R</b> <b>Elliott Maddox, R</b> OBP: 0.296, SLG: 0.253 (7, PH) (8, 8)										1	0	0	0	0	1	0					
<b>Inning Stats</b>	R: 0 E: 0 K: 0 S: 2	H: 0 LOB: 0 BB: 0 P: 5	R: 0 E: 0 K: 2 S: 7	H: 0 LOB: 0 BB: 0 P: 7	R: 0 E: 0 K: 0 S: 3	H: 0 LOB: 1 BB: 1 P: 7	R: 0 E: 0 K: 0 S: 6	H: 3 LOB: 2 BB: 0 P: 6	R: 0 E: 0 K: 1 S: 4	H: 1 LOB: 1 BB: 0 P: 4	R: 0 E: 0 K: 1 S: 6	H: 1 LOB: 1 BB: 0 P: 6	R: 2 E: 0 K: 0 S: 4	H: 3 LOB: 1 BB: 0 P: 4	1B: 8 2B: 0 3B: 0 HR: 0	SF: 0 SAC: 0 DP: 1 HBP: 0		WP: 0 PB: 0 SB: 0 CS: 0	PA: 36		
<b>PITCHER</b>	IP	WLS	BF	H	R	ER	SO	BB	IBB	HBP	BLK	WP	HR	S	P	ERA	WHIP				
<b>Steve Luebber, R</b> ERA: 5.4 <b>Ron Perranoski, L</b> ERA: 6.53 (1, 1) (7, 1)	6.1	L	10	4	2	2	1	0	0	0	0	0	0	12	12	9.00	2.000				

Batter	1	2	3	4	5	6	7	8	9	AB	R	H	RBI	BB	SO	LOB	TOP										
Cesar Tovar, R OBP: 0.356, SLG: 0.355 (1, 7)	F9		P6			E 1B	FC6-4			4	1	1	0	0	0	1											
Rod Carew, L OBP: 0.322, SLG: 0.364 (1, 4)	4-3			1-3 1B		E9 1B		F8		4	0	1	0	0	0	2											
Tony Oliva, L OBP: 0.407, SLG: 0.649 Jim Holt, L OBP: 0.289, SLG: 0.329 Danny Thompson, R OBP: 0.318, SLG: 0.237 (8, FH)	WP 1B			1-3		K			G6-4-3 BB	1	0	1	0	0	0	0											
Harmon Killebrew, R OBP: 0.380, SLG: 0.431 (1, 3)	6-3			F8		1-3 1B		G6-4-3		4	0	1	2	0	0	3											
Leo Cardenas, R OBP: 0.339, SLG: 0.452 (1, 6)		L3 BB		K		1-3			4-3	3	0	0	0	1	1	3											
Jim Nettles, L OBP: 0.352, SLG: 0.549 (1, 8)	L3					P4			G3	4	0	0	0	0	0	3											
Steve Braun, L OBP: 0.355, SLG: 0.352 (8, 7)	6-3					G5-4-3 1B			F9	4	0	1	0	0	0	0											
George Mitterwald, R OBP: 0.319, SLG: 0.346 (1, 2)			F7			G5-4-3			6-3	3	0	0	0	0	0	1											
Jim Perry, S OBP: 0.250, SLG: 0.182 Rich Reese, L OBP: 0.247, SLG: 0.319 Stan Williams, R George Thomas, R OBP: 0.222, SLG: 0.160 Tom Hall, L OBP: 0.333, SLG: 0.350 (7, 1)	G3									1	0	0	0	0	0	0											
<b>Inning Stats</b>	R: 0 E: 0 K: 0 S: 4	H: 1 LOB: 1 BB: 0 P: 4	R: 0 E: 0 K: 0 S: 2	H: 0 LOB: 0 BB: 1 P: 6	R: 0 E: 0 K: 0 S: 3	H: 0 LOB: 0 BB: 0 P: 3	R: 0 E: 0 K: 1 S: 6	H: 1 LOB: 1 BB: 0 P: 6	R: 0 E: 0 K: 0 S: 3	H: 1 LOB: 0 BB: 0 P: 3	R: 2 E: 1 K: 1 S: 9	H: 3 LOB: 2 BB: 0 P: 9	R: 0 E: 0 K: 0 S: 4	H: 1 LOB: 1 BB: 0 P: 4	R: 0 E: 0 K: 0 S: 2	H: 0 LOB: 0 BB: 1 P: 6	R: 0 E: 0 K: 0 S: 3	H: 0 LOB: 0 BB: 0 P: 3	1B: 7 2B: 1 3B: 0 HR: 0	SF: 0 SAC: 0 DP: 3 HBP: 0	WP: 1 PB: 0 SB: 0 CS: 0	PA: 34					
<b>PITCHER</b>	IP	WLS	BF	H	R	ER	SO	BB	IBB	HBP	BLK	WP	HR	S	P	ERA	WHIP										
Jackie Brown, R ERA: 4.54 Jim Shellenback, L ERA: 3.69 Horacio Pina, R ERA: 3.32 Paul Lindblad, L ERA: 2.59	5.0	W	18	4	1	1	1	1	0	0	0	1	0	19	23	1.80	1.000										

Minnesota Twins @ Washington Senators  
Robert F. Kennedy Memorial Stadium, Washington, DC  
Mon Jul 19 1971, 7:05 PM EDT  
Att: 5,317 - Unknown

AB	32
R	2
H	7
RBI	2
BB	2
SO	2
LOB	17



Batter	1	2	3	4	5	6	7	8	9	AB	R	H	RBI	BB	SO	LOB	BOTTOM										
Del Unser, L OBP: 0.345, SLG: 0.379 (8, 9)	G4-3 1B		SF8 E 2B							3	2	2	0	1	0	0											
Lenny Randle, S OBP: 0.294, SLG: 0.322 (1, 4)	G4-3		F5							4	0	1	0	0	0	4											
Don Mincher, L OBP: 0.441 Elliott Maddox, R OBP: 0.296, SLG: 0.253 (7, PR)	1B		SF8							3	0	2	2	0	0	1											
Frank Howard, R OBP: 0.379, SLG: 0.497 (8, 3)	K		HR 2B							3	1	2	1	1	1	1											
Dick Billings, R OBP: 0.274, SLG: 0.329 (1, 2)		5-3	HR							4	1	1	2	0	0	4											
Tom McCraw, L OBP: 0.283, SLG: 0.414 (8, 7)		6-3 2B	4-3							4	0	1	0	0	0	0											
Davey Nelson, R OBP: 0.351, SLG: 0.507 (1, 5)		6-3								3	0	0	0	1	0	1											
Toby Harrah, R OBP: 0.306, SLG: 0.300 (1, 6)	F2									4	0	0	0	0	1	2											
Jackie Brown, R OBP: 0.167, SLG: 0.167 Jim Shellenback, L OBP: 0.150, SLG: 0.150 Horacio Pina, R Paul Lindblad, L OBP: 0.250, SLG: 0.375 (6, 1)			E 1B SF8							2	1	1	0	0	1	0											
<b>Inning Stats</b>	R: 0 E: 0 K: 1 S: 6	H: 2 LOB: 1 BB: 0 P: 6	R: 0 E: 0 K: 0 S: 4	H: 1 LOB: 1 BB: 0 P: 4	R: 4 E: 1 K: 0 S: 7	H: 4 LOB: 0 BB: 0 P: 7	R: 0 E: 0 K: 1 S: 5	H: 0 LOB: 0 BB: 0 P: 5	R: 0 E: 0 K: 0 S: 3	H: 0 LOB: 0 BB: 0 P: 3	R: 1 E: 0 K: 0 S: 4	H: 1 LOB: 2 BB: 2 P: 12	R: 0 E: 0 K: 1 S: 4	H: 0 LOB: 0 BB: 1 P: 8	1B: 6 2B: 3 3B: 0 HR: 1	SF: 1 SAC: 0 DP: 1 HBP: 0	WP: 0 PB: 0 SB: 0 CS: 1	PA: 35									
<b>PITCHER</b>	IP	WLS	BF	H	R	ER	SO	BB	IBB	HBP	BLK	WP	HR	S	P	ERA	WHIP										
Jim Perry, R ERA: 3.94 Stan Williams, R ERA: 3.64 Tom Hall, L ERA: 3.24	5.0	L	23	9	4	4	2	0	0	0	0	0	0	3	3	0.00	0.000										

Minnesota Twins @ Washington Senators  
Robert F. Kennedy Memorial Stadium, Washington, DC  
Mon Jul 19 1971, 7:05 PM EDT  
Att: 5,317 - Unknown

AB	31
R	5
H	10
RBI	5
BB	3
SO	3
LOB	13



Batter	1	2	3	4	5	6	7	8	9	AB	R	H	RBI	BB	SO	LOB	TOP							
Tommy Harper, R (1, 8) OBP: 0.305, SLG: 0.357										5	1	2	0	0	1	2	<b>Milwaukee Brewers @ Washington Senators</b> Robert F. Kennedy Memorial Stadium, Washington, DC Tue Jul 20 1971, 7:05 PM EDT Att: 3,887 - Unknown <a href="http://livebaseballscorecards.com">livebaseballscorecards.com</a>							
Ron Theobald, R (1, 4) OBP: 0.355, SLG: 0.348 Andy Kosco, R (9, PH) OBP: 0.306, SLG: 0.356										3	0	2	0	0	0	1								
Dave May, L (1, 9) OBP: 0.361, SLG: 0.436										4	0	3	1	0	1	0								
John Briggs, L (1, 7) OBP: 0.391, SLG: 0.460										2	0	0	0	2	1	2								
Roberto Pena, R (1, 5) OBP: 0.296, SLG: 0.375										4	0	0	0	0	1	6								
Frank Tepedino, L (1, 3) OBP: 0.200, SLG: 0.315										4	0	0	0	0	1	2								
Paul Ratliff, L (1, 2) OBP: 0.233, SLG: 0.418										4	0	1	0	0	2	0								
Bob Heise, R (1, 6) OBP: 0.186, SLG: 0.209 Bill Voss, L (9, PH) OBP: 0.313, SLG: 0.382										3	0	1	0	0	0	1								
Marcelino Lopez, R (1, 1) OBP: 0.077, SLG: 0.077 Lew Krausse, R (2, 1) Al Yates, R (6, PH) OBP: 0.306, SLG: 0.386 Floyd Weaver, R (6, 1) Ted Kubiak, S (9, PH) OBP: 0.335, SLG: 0.303										1	0	0	0	0	1	0								
										1	0	0	0	0	1	1								
										0	0	0	0	0	0	0								
										1	0	1	0	0	0	0								
<b>Inning Stats</b>	R: 1 E: 0 K: 1 S: 7	H: 2 LOB: 2 BB: 1 P: 11	R: 0 E: 0 K: 1 S: 5	H: 0 LOB: 0 BB: 0 P: 5	R: 0 E: 0 K: 1 S: 7	H: 2 LOB: 2 BB: 0 P: 7	R: 0 E: 0 K: 0 S: 4	H: 1 LOB: 1 BB: 0 P: 4	R: 0 E: 0 K: 3 S: 10	H: 1 LOB: 1 BB: 0 P: 10	R: 0 E: 0 K: 1 S: 5	H: 1 LOB: 0 BB: 0 P: 5	R: 0 E: 0 K: 1 S: 5	H: 0 LOB: 0 BB: 0 P: 5	R: 0 E: 0 K: 2 S: 9	H: 2 LOB: 2 BB: 0 P: 9		1B: 11 2B: 0 3B: 0 HR: 0	SF: 0 SAC: 1 DP: 1 HBP: 0	WP: 0 PB: 0 SB: 1 CS: 2	PA: 38			
<b>PITCHER</b> Dick Bosman, R (1, 1) ERA: 3.89	IP: 9.0 WLS: W BF: 38 H: 11 R: 1 ER: 1 SO: 10 BB: 2 IBB: 0 HBP: 0 BLK: 0 WP: 0 HR: 0 S: 56 P: 64 ERA: 1.00 WHIP: 1.444											<b>PITCHER</b>	IP: 9.0 WLS: W BF: 38 H: 11 R: 1 ER: 1 SO: 10 BB: 2 IBB: 0 HBP: 0 BLK: 0 WP: 0 HR: 0 S: 56 P: 64 ERA: 1.00 WHIP: 1.444											

Batter	1	2	3	4	5	6	7	8	9	AB	R	H	RBI	BB	SO	LOB	BOTTOM							
Davey Nelson, R (1, 5) OBP: 0.342, SLG: 0.487										5	0	1	1	0	0	2	<b>Milwaukee Brewers @ Washington Senators</b> Robert F. Kennedy Memorial Stadium, Washington, DC Tue Jul 20 1971, 7:05 PM EDT Att: 3,887 - Unknown <a href="http://livebaseballscorecards.com">livebaseballscorecards.com</a>							
Lenny Randle, S (1, 4) OBP: 0.292, SLG: 0.314										3	0	0	0	1	0	2								
Frank Howard, R (1, 3) OBP: 0.380, SLG: 0.494 Tom McCraw, L (7, PR) OBP: 0.283, SLG: 0.414										2	0	0	0	2	1	1								
Dick Billings, R (1, 2) OBP: 0.267, SLG: 0.321										4	0	0	0	0	1	5								
Jeff Burroughs, R (1, 7) OBP: 0.500, SLG: 0.333										3	1	1	0	1	1	0								
Elliott Maddox, R (1, 8) OBP: 0.300, SLG: 0.250										2	2	0	0	2	0	2								
Del Unser, L (1, 9) OBP: 0.348, SLG: 0.378										1	0	0	0	2	1	1								
Toby Harrah, R (1, 6) OBP: 0.309, SLG: 0.298										2	2	0	0	2	1	1								
Dick Bosman, R (1, 1) OBP: 0.217, SLG: 0.146										4	0	2	3	0	1	1								
<b>Inning Stats</b>	R: 0 E: 0 K: 1 S: 5	H: 0 LOB: 1 BB: 1 P: 9	R: 3 E: 0 K: 0 S: 5	H: 2 LOB: 3 BB: 4 P: 21	R: 0 E: 0 K: 0 S: 2	H: 0 LOB: 0 BB: 1 P: 6	R: 0 E: 0 K: 2 S: 7	H: 0 LOB: 0 BB: 0 P: 7	R: 0 E: 0 K: 1 S: 5	H: 0 LOB: 0 BB: 0 P: 5	R: 2 E: 0 K: 2 S: 8	H: 1 LOB: 1 BB: 2 P: 16	R: 0 E: 0 K: 0 S: 4	H: 1 LOB: 2 BB: 1 P: 8	R: 0 E: 0 K: 0 S: 3	H: 0 LOB: 1 BB: 1 P: 7		1B: 3 2B: 1 3B: 0 HR: 0	SF: 0 SAC: 1 DP: 0 HBP: 0	WP: 1 PB: 0 SB: 1 CS: 0	PA: 38			
<b>PITCHER</b> Marcelino Lopez, L (1, 1) ERA: 3.7 Lew Krausse, R (2, 1) ERA: 3.53 Floyd Weaver, R (6, 1) ERA: 6.14	IP: 1.1 WLS: L BF: 10 H: 2 R: 3 ER: 3 SO: 3 BB: 4 IBB: 0 HBP: 0 BLK: 0 WP: 0 HR: 0 S: 24 P: 24 ERA: 20.25 WHIP: 4.500											<b>PITCHER</b>	IP: 3.2 WLS: L BF: 12 H: 0 R: 0 ER: 0 SO: 3 BB: 1 IBB: 1 HBP: 0 BLK: 0 WP: 0 HR: 0 S: 16 P: 24 ERA: 0.00 WHIP: 0.273											

Batter	1	2	3	4	5	6	7	8	9	AB	R	H	RBI	BB	SO	LOB	TOP					
<b>Tommy Harper, R</b> OBP: 0.310, SLG: 0.364 (1, 8)	0-0 6-3		0-0 2B		0-0 1B			0-0 FC4 1B		4	0	3	1	0	0	0	<b>Milwaukee Brewers @ Washington Senators</b> Robert F. Kennedy Memorial Stadium, Washington, DC Wed Jul 21 1971, 7:05 PM EDT Att: 7,313 - Unknown					
<b>Ron Theobald, R</b> OBP: 0.348, SLG: 0.339 (1, 4)	0-0 6-3		0-0 6-3		0-0 5-3			0-0 FC4 G4-3-6 1-2f		4	0	0	0	0	0	3						
<b>Dave May, L</b> OBP: 0.360, SLG: 0.432 (1, 9)	4-0 BB		0-0 3-1			0-0 F8		0-0 G4-3-6 1-2f		3	0	0	0	1	0	2						
<b>John Briggs, L</b> OBP: 0.389, SLG: 0.460 (1, 7)	0-3 K		0-0 2B		0-0 E4			0-0 F9		4	0	1	0	0	1	1						
<b>Frank Tepedino, L</b> OBP: 0.186, SLG: 0.293 (1, 3)		0-0 F8		0-3 K		0-0 F5		0-0 F9		4	0	0	0	0	1	2						
<b>Rob Ellis, R</b> OBP: 0.297, SLG: 0.264 (1, 5)		0-0 G3		0-0 P4		0-0 F8		4-0 BB		3	0	0	0	1	0	2						
<b>Paul Ratliff, L</b> OBP: 0.219, SLG: 0.390 (1, 2)		0-3 K		0-3 K			0-0 6-3		0-3 K	4	0	0	0	0	3	2						
<b>Bob Heise, R</b> OBP: 0.196, SLG: 0.217 (1, 6)			0-0 E9 2B 1B		0-0 6-3		0-0 4-3			3	1	1	0	0	0	0						
<b>Marty Pattin, R</b> OBP: 0.218, SLG: 0.180 (7, PH)			0-3 K		0-3 K		0-0 4-3			2	0	0	0	0	2	1						
<b>Roberto Pena, R</b> OBP: 0.294, SLG: 0.373 (7, PH)										1	0	0	0	0	0	0						
<b>John Morris, R</b> OBP: 0.167, SLG: 0.200 (8, 1)										0	0	0	0	0	0	0						
<b>Jim Hannan, R</b> (8, 1)										0	0	0	0	0	0	0						
<b>Inning Stats</b>	R: 0 E: 0 K: 1 S: 5	H: 0 LOB: 1 BB: 1 P: 9	R: 0 E: 0 K: 1 S: 5	H: 0 LOB: 0 BB: 0 P: 5	R: 1 E: 1 K: 1 S: 7	H: 2 LOB: 1 BB: 0 P: 7	R: 0 E: 0 K: 2 S: 8	H: 1 LOB: 1 BB: 0 P: 8	R: 0 E: 0 K: 1 S: 6	H: 1 LOB: 1 BB: 0 P: 6	R: 0 E: 1 K: 0 S: 4	H: 0 LOB: 1 BB: 0 P: 4	R: 0 E: 0 K: 0 S: 3	H: 0 LOB: 0 BB: 0 P: 3	R: 0 E: 0 K: 0 S: 3	H: 1 LOB: 0 BB: 0 P: 3	R: 0 E: 0 K: 1 S: 5	H: 0 LOB: 1 BB: 1 P: 9	1B: 3 2B: 2 3B: 0 HR: 0	SF: 0 SAC: 0 DP: 1 HBP: 0	WP: 0 PB: 0 CS: 0	PA: 34
<b>PITCHER</b> <b>Pete Broberg, R</b> ERA: 2.98 (1, 1)	IP: 9.0 WLS: W BF: 34 H: 5 R: 1 ER: 1 SO: 7 BB: 2 IBB: 0 HBP: 0 BLK: 0 WP: 0 HR: 0 S: 46 P: 54 ERA: 1.00 WHIP: 0.778															<b>PITCHER</b> <b>Pete Broberg, R</b> ERA: 2.98 (1, 1)	IP: 9.0 WLS: W BF: 34 H: 5 R: 1 ER: 1 SO: 7 BB: 2 IBB: 0 HBP: 0 BLK: 0 WP: 0 HR: 0 S: 46 P: 54 ERA: 1.00 WHIP: 0.778					

Batter	1	2	3	4	5	6	7	8	9	AB	R	H	RBI	BB	SO	LOB	BOTTOM					
<b>Del Unser, L</b> OBP: 0.352, SLG: 0.383 (1, 8)	0-0 E4		0-0 1B		0-0 1B			0-0 1B		4	0	3	1	0	0	0	<b>Milwaukee Brewers @ Washington Senators</b> Robert F. Kennedy Memorial Stadium, Washington, DC Wed Jul 21 1971, 7:05 PM EDT Att: 7,313 - Unknown					
<b>Lenny Randle, S</b> OBP: 0.294, SLG: 0.306 (1, 4)	0-0 9-3		0-0 SF8		0-3 K		0-0 F9			3	0	0	1	0	1	4						
<b>Don Mincher, L</b> OBP: 0.407, SLG: 0.435 (1, 3)	0-3 K		0-3 4-3		0-0 4-3		0-3 K			4	0	0	0	0	2	4						
<b>Frank Howard, R</b> OBP: 0.381, SLG: 0.497 (8, PR)		0-0 F7		0-0 F9		0-0 G4-6-3 1B		0-0 1B E 2B		4	0	2	0	0	0	0						
<b>Tom McCraw, L</b> OBP: 0.293, SLG: 0.414 (9, 7)		0-0 F9		0-0 G4-6-3 1B		0-0 G4-6-3 1-2f		0-0 E WP 1B 1B		4	1	2	0	0	0	1						
<b>Larry Bittner, L</b> OBP: 0.320, SLG: 0.277 (8, PR)		0-0 F9		1-3 1B 1B		0-0 1-2f		0-0 E WP 1B 1B		0	1	0	0	0	0	0						
<b>Elliott Maddox, R</b> OBP: 0.300, SLG: 0.250 (9, 8)		0-0 F9		0-0 1-3 1B 1B		0-0 1-2f		0-0 E WP 1B 1B		4	1	2	0	0	0	3						
<b>Dick Billings, R</b> OBP: 0.273, SLG: 0.325 (1, 2)		0-0 S E 1B		0-0 1-3		0-0 1B		0-0 E5 CS 1B		4	1	2	0	0	0	3						
<b>Davey Nelson, R</b> OBP: 0.349, SLG: 0.488 (1, 5)		0-0 L6		0-0 CS 1B		0-0 F9		0-0 CS 1B		4	0	2	2	0	0	1						
<b>Tim Cullen, R</b> OBP: 0.259, SLG: 0.265 (1, 6)			0-0 1B SF8 1B		0-0 CS 1-2		4-0 1B BB		0-3 K	3	2	2	0	1	1	2						
<b>Pete Broberg, R</b> (1, 1)			0-3 K		0-0 P6		0-3 K		0-0 5-3	4	0	0	0	0	2	5						
<b>Inning Stats</b>	R: 0 E: 1 K: 1 S: 5	H: 0 LOB: 0 BB: 0 P: 5	R: 1 E: 0 K: 0 S: 4	H: 1 LOB: 0 BB: 0 P: 4	R: 1 E: 0 K: 1 S: 7	H: 2 LOB: 1 BB: 0 P: 7	R: 1 E: 0 K: 0 S: 4	H: 2 LOB: 0 BB: 0 P: 4	R: 0 E: 0 K: 0 S: 4	H: 1 LOB: 2 BB: 1 P: 10	R: 0 E: 0 K: 0 S: 4	H: 2 LOB: 1 BB: 0 P: 4	R: 1 E: 0 K: 2 S: 9	H: 2 LOB: 1 BB: 0 P: 9	R: 2 E: 1 K: 1 S: 8	H: 3 LOB: 2 BB: 0 P: 8	R: 0 E: 0 K: 1 S: 5	H: 0 LOB: 1 BB: 1 P: 9	1B: 11 2B: 4 3B: 0 HR: 0	SF: 1 SAC: 0 DP: 3 HBP: 0	WP: 1 PB: 0 SB: 1 CS: 3	PA: 37
<b>PITCHER</b> <b>Marty Pattin, R</b> ERA: 3.07 (7, 1)	IP: 6.0 WLS: L BF: 25 H: 8 R: 3 ER: 2 SO: 3 BB: 1 IBB: 0 HBP: 0 BLK: 0 WP: 0 HR: 0 S: 30 P: 34 ERA: 3.00 WHIP: 1.500															<b>PITCHER</b> <b>John Morris, L</b> ERA: 3.5 (8, 1)	IP: 1.0 WLS: 5 BF: 2 H: 2 R: 1 ER: 1 SO: 2 BB: 0 IBB: 0 HBP: 0 BLK: 0 WP: 0 HR: 0 S: 9 P: 9 ERA: 9.00 WHIP: 2.000					
<b>John Morris, L</b> ERA: 3.5 (8, 1)	IP: 1.0 WLS: 5 BF: 2 H: 2 R: 1 ER: 1 SO: 2 BB: 0 IBB: 0 HBP: 0 BLK: 0 WP: 0 HR: 0 S: 9 P: 9 ERA: 9.00 WHIP: 2.000															<b>PITCHER</b> <b>Jim Hannan, R</b> ERA: 4.06 (8, 1)	IP: 1.0 WLS: 6 BF: 3 H: 2 R: 2 ER: 1 SO: 1 BB: 0 IBB: 0 HBP: 0 BLK: 0 WP: 1 HR: 0 S: 8 P: 8 ERA: 9.00 WHIP: 3.000					

Batter	1	2	3	4	5	6	7	8	9	AB	R	H	RBI	BB	SO	LOB	TOP										
<b>Tommy Harper, R</b> OBP: 0.307, SLG: 0.360 (1, 7)										4	0	0	0	0	0	2	<b>Milwaukee Brewers @ Washington Senators</b> Robert F. Kennedy Memorial Stadium, Washington, DC Thu Jul 22 1971, 7:05 PM EDT Att: 5,585 - Unknown <a href="http://livebaseballscorecards.com">livebaseballscorecards.com</a>										
<b>Bob Heise, R</b> OBP: 0.200, SLG: 0.220 (1, 6)										4	0	1	0	0	0	1											
<b>Roberto Pena, R</b> OBP: 0.293, SLG: 0.370 (1, 3)										4	0	1	0	0	1	1											
<b>Andy Kosco, R</b> OBP: 0.301, SLG: 0.350 (8, PH)										3	0	0	0	0	1	2											
<b>Bill Voss, L</b> OBP: 0.315, SLG: 0.382 (8, 9)										0	0	0	0	1	0	0											
<b>Rob Ellis, R</b> OBP: 0.286, SLG: 0.253 (1, 5)										4	0	0	0	0	1	1											
<b>Ted Kubiak, S</b> OBP: 0.337, SLG: 0.312 (1, 4)										3	2	1	0	1	1	0											
<b>Dave May, L</b> OBP: 0.359, SLG: 0.431 (1, 8)										3	0	1	1	0	0	0											
<b>Ellie Rodriguez, R</b> OBP: 0.275, SLG: 0.225 (1, 2)										3	0	1	0	1	0	2											
<b>Skip Lockwood, R</b> OBP: 0.211, SLG: 0.147 (1, 1)										2	0	0	0	0	0	2											
<b>Ken Sanders, R</b> (7, 1)										0	0	0	0	0	0	0											
<b>Inning Stats</b>	R: 0 E: 0 K: 1 S: 6	H: 1 LOB: 1 BB: 0 P: 6	R: 1 E: 0 K: 0 S: 5	H: 2 LOB: 1 BB: 0 P: 5	R: 0 E: 0 K: 0 S: 4	H: 1 LOB: 1 BB: 0 P: 4	R: 0 E: 0 K: 0 S: 3	H: 0 LOB: 0 BB: 0 P: 3	R: 0 E: 0 K: 0 S: 3	H: 0 LOB: 1 BB: 1 P: 7	R: 0 E: 0 K: 2 S: 7	H: 0 LOB: 0 BB: 0 P: 7	R: 1 E: 1 K: 0 S: 4	H: 1 LOB: 1 BB: 1 P: 8	R: 0 E: 0 K: 0 S: 3	H: 0 LOB: 0 BB: 1 P: 7	R: 0 E: 0 K: 1 S: 5	H: 0 LOB: 0 BB: 0 P: 5	R: 0 E: 0 K: 1 S: 5	H: 0 LOB: 0 BB: 0 P: 5	1B: 4 2B: 0 3B: 1 HR: 0	SF: 1 SAC: 1 DP: 0 HBP: 0	WP: 0 PB: 0 SB: 0 CS: 0	PA: 35			
<b>PITCHER</b>	IP	WLS	BF	H	R	ER	SO	BB	IBB	HBP	BLK	WP	HR	S	P	ERA	WHIP										
<b>Jim Shellenback, L</b> ERA: 3.49 (1, 1)	7.0	L	28	5	2	1	3	2	0	0	0	0	0	32	40	1.29	1.000										
<b>Casey Cox, R</b> ERA: 2.94 (8, 1)	2.0		7	0	0	0	1	1	0	0	0	0	0	8	12	0.00	0.500										

Batter	1	2	3	4	5	6	7	8	9	AB	R	H	RBI	BB	SO	LOB	BOTTOM										
<b>Del Unser, L</b> OBP: 0.351, SLG: 0.381 (1, 8)										4	0	1	0	0	0	2	<b>Milwaukee Brewers @ Washington Senators</b> Robert F. Kennedy Memorial Stadium, Washington, DC Thu Jul 22 1971, 7:05 PM EDT Att: 5,585 - Unknown <a href="http://livebaseballscorecards.com">livebaseballscorecards.com</a>										
<b>Lenny Randle, S</b> OBP: 0.283, SLG: 0.304 (1, 4)										4	0	1	0	0	0	1											
<b>Don Mincher, L</b> OBP: 0.411, SLG: 0.439 (1, 3)										2	0	1	0	2	0	1											
<b>Frank Howard, R</b> OBP: 0.378, SLG: 0.491 (1, 7)										4	0	0	0	0	1	5											
<b>Larry Bittner, L</b> OBP: 0.310, SLG: 0.267 (1, 9)										4	0	0	0	0	2	4											
<b>Dick Billings, R</b> OBP: 0.272, SLG: 0.329 (1, 2)										4	0	1	0	0	1	0											
<b>Davey Nelson, R</b> OBP: 0.356, SLG: 0.482 (1, 5)										3	0	1	0	1	0	0											
<b>Tim Cullen, R</b> OBP: 0.257, SLG: 0.263 (1, 6)										2	0	0	0	0	0	1											
<b>Tom McCraw, L</b> OBP: 0.327, SLG: 0.410 (9, PH)										1	0	0	0	0	1	0											
<b>Jim Shellenback, L</b> OBP: 0.136, SLG: 0.136 (1, 1)										2	0	0	0	0	1	1											
<b>Bernie Allen, L</b> OBP: 0.327, SLG: 0.366 (7, PH)										1	0	0	0	0	0	2											
<b>Casey Cox, R</b> OBP: 0.120, SLG: 0.083 (8, 1)										0	0	0	0	0	0	0											
<b>Inning Stats</b>	R: 0 E: 0 K: 2 S: 8	H: 1 LOB: 2 BB: 1 P: 12	R: 0 E: 0 K: 1 S: 6	H: 1 LOB: 1 BB: 0 P: 6	R: 0 E: 0 K: 0 S: 3	H: 0 LOB: 1 BB: 1 P: 7	R: 0 E: 0 K: 0 S: 3	H: 0 LOB: 0 BB: 0 P: 3	R: 0 E: 0 K: 0 S: 3	H: 1 LOB: 1 BB: 0 P: 4	R: 0 E: 0 K: 0 S: 4	H: 1 LOB: 2 BB: 1 P: 4	R: 0 E: 0 K: 0 S: 4	H: 1 LOB: 2 BB: 1 P: 8	R: 0 E: 0 K: 1 S: 6	H: 1 LOB: 1 BB: 0 P: 6	R: 0 E: 0 K: 2 S: 7	H: 0 LOB: 0 BB: 0 P: 7	R: 0 E: 0 K: 1 S: 7	H: 0 LOB: 0 BB: 0 P: 7	1B: 3 2B: 2 3B: 0 HR: 0	SF: 0 SAC: 1 DP: 0 HBP: 0	WP: 0 PB: 0 SB: 0 CS: 0	PA: 35			
<b>PITCHER</b>	IP	WLS	BF	H	R	ER	SO	BB	IBB	HBP	BLK	WP	HR	S	P	ERA	WHIP										
<b>Skip Lockwood, R</b> ERA: 3.04 (1, 1)	6.0		25	4	0	0	3	3	0	0	0	0	0	28	40	0.00	1.167										
<b>Ken Sanders, R</b> ERA: 1.85 (7, 1)	3.0	S	10	1	0	0	3	0	0	0	0	0	0	16	16	0.00	0.333										



Batter	1	2	3	4	5	6	7	8	9	10	AB	R	H	RBI	BB	SO	LOB	TOP						
Davey Nelson, R OBP: 0.348, SLG: 0.466 (1,5)	6-3		F9		FC6-4		K											5 0 1 0 0 1 3						
Lenny Randle, S OBP: 0.294, SLG: 0.305 (1,4)	HR 1B		K2-3			1B BB		2B 1B BB		K								3 3 1 0 2 2 1						
Frank Howard, R OBP: 0.383, SLG: 0.507 Toby Harrah, R OBP: 0.309, SLG: 0.298 Joe Grzenda, R (10, 1)	HR			1-3				1B 2B		1B								5 2 4 2 0 0 0 0 0 0 0 0 0 0 0 0 0 0 0 0 0						
Dick Billings, R OBP: 0.276, SLG: 0.331 (1,2)	F9			6-3			K	CS 1B										5 0 2 2 0 1 2						
Jeff Burroughs, R OBP: 0.275, SLG: 0.286 Casey Cox, R OBP: 0.120, SLG: 0.083 Horacio Pina, R (8, 1)	6-3				K		FC1-4-6			K								4 0 1 1 0 1 1 0 0 0 0 0 0 0 0 0 0 0 0 0 0 1 0 0 0 0 1 2						
Don Mincher, L OBP: 0.410, SLG: 0.437 (10, 3)								1-2 1B										4 0 0 0 1 1 5						
Elliott Maddox, R OBP: 0.258, SLG: 0.244 (1, 8)		F8				SH3-4 CS BB			F8									5 0 2 0 0 1 4						
Del Unser, L OBP: 0.352, SLG: 0.382 (1, 9)		1-3				CS SH3-4 1B		E5 6-3 1B		K								3 0 0 0 0 0 1						
Tim Cullen, R OBP: 0.254, SLG: 0.260 (1, 6)		6-3				SH3-4		6-3		CS								2 0 0 0 1 1 1 0 0 0 0 0 0 0 1 0 0 0 0 0 0						
Bill Gogolewski, L OBP: 0.222, SLG: 0.125 Paul Lindblad, L OBP: 0.250, SLG: 0.375 Tom McCraw, L OBP: 0.279, SLG: 0.407 (8, 7)					K			5-3										2 0 0 0 1 1 1 0 0 0 0 0 0 0 1 0 0 0 0 0 0						
<b>Inning Stats</b>	R: 2 E: 0 K: 0 S: 5	H: 2 LOB: 0 BB: 0 P: 5	R: 0 E: 0 K: 0 S: 3	H: 0 LOB: 0 BB: 0 P: 3	R: 0 E: 0 K: 2 S: 7	H: 0 LOB: 0 BB: 0 P: 7	R: 0 E: 0 K: 1 S: 5	H: 0 LOB: 0 BB: 0 P: 5	R: 0 E: 0 K: 0 S: 3	H: 1 LOB: 2 BB: 2 P: 11	R: 1 E: 0 K: 2 S: 8	H: 1 LOB: 1 BB: 1 P: 12	R: 0 E: 1 K: 1 S: 6	H: 1 LOB: 1 BB: 0 P: 6	R: 2 E: 0 K: 1 S: 7	H: 3 LOB: 1 BB: 1 P: 11	R: 0 E: 0 K: 1 S: 6	H: 1 LOB: 2 BB: 0 P: 7	1B: 9 2B: 1 3B: 0 HR: 1	SF: 0 SAC: 1 DP: 0 HBP: 0	WP: 0 PB: 1 SB: 0 CS: 3	PA: 44		
<b>PITCHER</b>	IP 7.0	WLS 28	BF 5	H 3	R 3	ER 3	SO 6	BB 3	IBB 0	HBP 0	BLK 0	WP 0	HR 1	S 37	P 49	ERA 3.86	WHIP 1.143							
Tommy John, L ERA: 2.86 Steve Kealey, R ERA: 4.72 Rich Hinton, L ERA: Bart Johnson, R ERA: 3.15	(1, 1)	(8, 1)	(8, 1)	(9, 1)	(1, 1)	(7, 1)	(8, 7)	(8, 1)	(8, 1)	(8, 1)	(8, 1)	(8, 1)	(8, 1)	(8, 1)	(8, 1)	(8, 1)	(8, 1)	(8, 1)	(8, 1)	(8, 1)	(8, 1)	(8, 1)	(8, 1)	(8, 1)

Washington Senators @ Chicago White Sox  
Comiskey Park, Chicago, IL  
Sat Jul 24 1971, 4:33 AM EDT  
Unknown


AB	38
R	5
H	11
RBI	5
BB	4
SO	9
LOB	20



Batter	1	2	3	4	5	6	7	8	9	10	AB	R	H	RBI	BB	SO	LOB	BOTTOM						
Pat Kelly, L OBP: 0.308, SLG: 0.308 Tom Egarr, R OBP: 0.042, SLG: 0.042 Bill Mottson, R OBP: 0.264, SLG: 0.522 Steve Kealey, R (8, 1) Rich Hinton, L (8, 1) Mike Harshbarger, R OBP: 0.421, SLG: 0.367 Bart Johnson, R OBP: 0.200, SLG: 0.225 (8, 1)	F8		G3		F7		1B BB	K										3 0 0 0 0 0 2 0 0 0 0 0 1 0 0 0 0 0 0 0 0 0 0 0 0 0 0 0 0 0 0 1 0 0 0 0 1 3 0 0 0 0 0 0 0 0 0						
Mike Andrews, R OBP: 0.372, SLG: 0.394 (1, 4)	5-3		F4						5-3									5 0 2 1 0 0 0						
Carlos May, L OBP: 0.365, SLG: 0.377 (1, 3)	4-3				K		1-3	4-3		F7								5 0 0 0 0 1 3						
Rich McKinney, R OBP: 0.360, SLG: 0.435 (8, 9)		K		6-3			F8		E 1B 1B	F2								5 1 1 0 0 1 1						
Rick Reichardt, R OBP: 0.341, SLG: 0.451 (1, 7)			FC5 BB 1B		F9		F6		E5 1B 1B									5 2 2 0 0 0 2						
Ed Herrmann, L OBP: 0.326, SLG: 0.401 Tom Bradley, R OBP: 0.135, SLG: 0.176 Chuck Brinkman, R OBP: 0.263, SLG: 0.176 (9, 2)		F5			FC5 BB BB				HR	BB 1B 1B								3 1 2 2 1 0 1 0 0 0 0 0 0 0 1 0 0 0 0 0 1						
Jay Johnstone, L OBP: 0.320, SLG: 0.369 (1, 8)					F4					FC5-2 BB 1B								4 1 2 2 1 1 1						
Rich Morales, R OBP: 0.404, SLG: 0.373 (8, 5)			FC5							FC5-2 CS BB								2 0 0 0 2 1 2						
Tommy John, R OBP: 0.128, SLG: 0.089 Bob Spence, L OBP: 0.300, SLG: 0.125 Luis Alvarado, R OBP: 0.225, SLG: 0.267 (8, 6)			1-3				FC5			FC5-2 1B BB								2 0 0 0 0 0 2 0 0 0 0 1 0 0 1 1 0 1 0 0 2						
<b>Inning Stats</b>	R: 0 E: 0 K: 0 S: 3	H: 0 LOB: 0 BB: 0 P: 3	R: 0 E: 0 K: 1 S: 6	H: 1 LOB: 2 BB: 1 P: 10	R: 0 E: 0 K: 0 S: 3	H: 0 LOB: 0 BB: 0 P: 3	R: 0 E: 0 K: 1 S: 5	H: 0 LOB: 0 BB: 0 P: 5	R: 0 E: 0 K: 0 S: 3	H: 0 LOB: 2 BB: 2 P: 11	R: 0 E: 0 K: 0 S: 4	H: 1 LOB: 1 BB: 0 P: 4	R: 2 E: 0 K: 2 S: 9	H: 2 LOB: 2 BB: 2 P: 17	R: 3 E: 1 K: 1 S: 8	H: 3 LOB: 2 BB: 1 P: 12	R: 0 E: 0 K: 0 S: 3	H: 0 LOB: 0 BB: 0 P: 3	R: 1 E: 0 K: 0 S: 3	H: 2 LOB: 1 BB: 0 P: 3	1B: 6 2B: 1 3B: 1 HR: 1	SF: 0 SAC: 0 DP: 0 HBP: 0	WP: 0 PB: 0 SB: 0 CS: 1	PA: 43
<b>PITCHER</b>	IP 6.2	WLS 27	BF 3	H 1	R 2	ER 2	SO 4	BB 4	IBB 0	HBP 0	BLK 0	WP 0	HR 1	S 31	P 47	ERA 2.70	WHIP 1.050							
Bill Gogolewski, R ERA: 2.76 Paul Lindblad, L ERA: 2.57 Casey Cox, R ERA: 3.13 Horacio Pina, R ERA: 3.16 Joe Grzenda, L ERA: 1.44	(1, 1)	(7, 1)	(8, 1)	(8, 1)	(10, 1)	(1, 1)	(7, 1)	(8, 1)	(8, 1)	(10, 1)	(1, 1)	(7, 1)	(8, 1)	(8, 1)	(10, 1)	(1, 1)	(7, 1)	(8, 1)	(8, 1)	(10, 1)	(1, 1)	(7, 1)	(8, 1)	(8, 1)

Washington Senators @ Chicago White Sox  
Comiskey Park, Chicago, IL  
Sat Jul 24 1971, 4:33 AM EDT  
Unknown

AB	37
R	6
H	9
RBI	6
BB	6
SO	5
LOB	20





Batter	1	2	3	4	5	6	7	8	9	AB	R	H	RBI	BB	SO	LOB	TOP										
<b>Del Unser, L</b> OBP: 0.352, SLG: 0.385 (1, 8)	F7		4-3		4-3		2B		SH3 2B	5	2	2	1	0	0	2	<b>Washington Senators @ Chicago White Sox</b> Comiskey Park, Chicago, IL Sat Jul 24 1971, 4:38 AM EDT Att: 10,397 - Unknown										
<b>Lenny Randle, S</b> OBP: 0.293, SLG: 0.311 (1, 4)	K			K		F9	2B		SH3	4	0	1	1	1	0	2											
<b>Don Mincher, L</b> OBP: 0.419, SLG: 0.444 <b>Elliott Maddox, R</b> OBP: 0.298, SLG: 0.244 (9, PR)							1B		2B	3	0	3	0	2	0	0											
<b>Frank Howard, R</b> OBP: 0.386, SLG: 0.510 <b>Jeff Burroughs, R</b> OBP: 0.375, SLG: 0.286 (9, PR)				1B			1B		BB	0	1	0	0	0	0	0											
<b>Tom McCraw, L</b> OBP: 0.283, SLG: 0.403 (9, 3)		5-3				1B	FC4-6		F7	4	1	1	0	1	0	5											
<b>Dick Billings, R</b> OBP: 0.279, SLG: 0.333 (1, 2)						1B	FC6-4		F2	5	0	2	0	0	1	4											
<b>Davey Nelson, R</b> OBP: 0.340, SLG: 0.446 (1, 5)									F7	4	0	0	0	1	1	3											
<b>Tim Cullen, R</b> OBP: 0.253, SLG: 0.258 <b>Bernie Allen, L</b> OBP: 0.331, SLG: 0.370 <b>Toby Harrah, R</b> OBP: 0.306, SLG: 0.295 (7, PR)			5-3						F9	2	0	0	0	0	0	2											
<b>Mike Thompson, R</b> OBP: 0.200, SLG: 0.200 <b>Larry Bittner, L</b> OBP: 0.315, SLG: 0.274 <b>Paul Lindblad, L</b> OBP: 0.222, SLG: 0.333 (5, PH)									F8	1	0	1	0	0	0	0											
<b>Paul Lindblad, L</b> OBP: 0.222, SLG: 0.333 (5, 1)									F8	2	1	0	0	0	0	4											
<b>Mike Thompson, R</b> OBP: 0.200, SLG: 0.200 <b>Larry Bittner, L</b> OBP: 0.315, SLG: 0.274 <b>Paul Lindblad, L</b> OBP: 0.222, SLG: 0.333 (5, 1)									F8	1	0	0	0	0	1	0											
<b>Mike Thompson, R</b> OBP: 0.200, SLG: 0.200 <b>Larry Bittner, L</b> OBP: 0.315, SLG: 0.274 <b>Paul Lindblad, L</b> OBP: 0.222, SLG: 0.333 (5, 1)									F8	1	0	1	1	0	0	0											
<b>Mike Thompson, R</b> OBP: 0.200, SLG: 0.200 <b>Larry Bittner, L</b> OBP: 0.315, SLG: 0.274 <b>Paul Lindblad, L</b> OBP: 0.222, SLG: 0.333 (5, 1)									F8	2	0	0	0	0	0	2											
<b>Inning Stats</b>	R: 0 E: 0 K: 2 S: 8	H: 1 LOB: 1 BB: 0 P: 8	R: 0 E: 0 K: 1 S: 5	H: 0 LOB: 0 BB: 0 P: 5	R: 0 E: 0 K: 1 S: 5	H: 0 LOB: 0 BB: 0 P: 5	R: 0 E: 0 K: 1 S: 5	H: 1 LOB: 1 BB: 0 P: 5	R: 1 E: 0 K: 0 S: 6	H: 3 LOB: 2 BB: 0 P: 6	R: 0 E: 0 K: 0 S: 5	H: 2 LOB: 2 BB: 0 P: 5	R: 2 E: 0 K: 1 S: 8	H: 3 LOB: 3 BB: 2 P: 16	R: 0 E: 0 K: 0 S: 4	H: 1 LOB: 1 BB: 0 P: 4	R: 2 E: 0 K: 0 S: 5	H: 2 LOB: 3 BB: 3 P: 17	1B: 10 2B: 3 3B: 0 HR: 0	SF: 0 SAC: 1 DP: 0 HBP: 0	WP: 1 PB: 0 CS: 0	PA: 44					
<b>PITCHER</b>	IP	WLS	BF	H	R	ER	SO	BB	IBB	HBP	BLK	WP	HR	S	P	ERA	WHIP										
<b>Tom Bradley, R</b> ERA: 3.04	(1, 1)	6.2	29	10	3	3	6	0	0	0	0	0	0	41	41	4.05	1.500										
<b>Terry Forster, L</b> ERA: 4.91	(7, 1)	0.0	1	0	0	0	0	1	0	0	0	0	0	0	4	∞	∞										
<b>Vicente Romo, R</b> ERA: 4.37	(7, 1)	1.1	6	1	0	0	0	1	0	0	0	1	0	5	9	0.00	1.500										
<b>Rich Hinton, L</b> ERA: 2.45	(9, 1)	0.1	L	3	1	2	2	1	0	0	0	0	0	2	6	54.00	6.000										
<b>Steve Kealey, R</b> ERA: 4.66	(9, 1)	0.2	5	1	0	0	0	1	1	0	0	0	0	3	11	0.00	3.000										

Batter	1	2	3	4	5	6	7	8	9	AB	R	H	RBI	BB	SO	LOB	BOTTOM										
<b>Pat Kelly, L</b> OBP: 0.369, SLG: 0.291 <b>Mike Hershberger, R</b> OBP: 0.419, SLG: 0.364 <b>Rich Hinton, L</b> <b>Steve Kealey, R</b> (9, 1)	1-3			1-3	4-3				K	3	0	0	0	0	0	1	<b>Washington Senators @ Chicago White Sox</b> Comiskey Park, Chicago, IL Sat Jul 24 1971, 4:38 AM EDT Att: 10,397 - Unknown										
<b>Mike Andrews, R</b> OBP: 0.374, SLG: 0.391 (1, 4)	6-3			1B	FC6-4				F8	2	1	0	0	2	0												
<b>Carlos May, L</b> OBP: 0.363, SLG: 0.376 (1, 3)	G3			BB	BB				K	4	1	1	0	0	2												
<b>Rich McKinney, R</b> OBP: 0.358, SLG: 0.429 (9, 9)				FC6-4	BB				F8	3	0	0	0	1	1												
<b>Rick Reichardt, R</b> OBP: 0.340, SLG: 0.448 (1, 7)	6-3			FC6-4	BB				1B	4	1	1	1	0	0												
<b>Ed Herrmann, L</b> OBP: 0.326, SLG: 0.400 <b>Tom Egan, R</b> OBP: 0.339, SLG: 0.455 <b>Bill Melton, R</b> OBP: 0.354, SLG: 0.522 (9, PR)	F7			1B	FC6-4				1B	3	0	1	1	0	1												
<b>Jay Johnstone, L</b> OBP: 0.327, SLG: 0.373 (1, 8)				1-3	1B				K	3	0	2	0	0	1												
<b>Rich Morales, R</b> OBP: 0.391, SLG: 0.359 (9, 5)				1-3	1B				K	3	0	0	0	0	1												
<b>Tom Bradley, R</b> OBP: 0.130, SLG: 0.170 <b>Terry Forster, L</b> <b>Vicente Romo, R</b> OBP: 0.286, SLG: 0.167 <b>Luis Alvarado, R</b> OBP: 0.224, SLG: 0.265 (9, 6)				K					K	2	0	0	0	0	0												
<b>Tom Bradley, R</b> OBP: 0.130, SLG: 0.170 <b>Terry Forster, L</b> <b>Vicente Romo, R</b> OBP: 0.286, SLG: 0.167 <b>Luis Alvarado, R</b> OBP: 0.224, SLG: 0.265 (9, 6)				K					K	1	0	0	0	0	1												
<b>Inning Stats</b>	R: 0 E: 0 K: 0 S: 3	H: 0 LOB: 0 BB: 0 P: 3	R: 0 E: 0 K: 1 S: 5	H: 0 LOB: 0 BB: 0 P: 5	R: 0 E: 0 K: 1 S: 5	H: 1 LOB: 0 BB: 0 P: 5	R: 3 E: 1 K: 0 S: 4	H: 2 LOB: 1 BB: 2 P: 12	R: 0 E: 0 K: 1 S: 6	H: 1 LOB: 1 BB: 0 P: 6	R: 0 E: 0 K: 1 S: 4	H: 0 LOB: 0 BB: 1 P: 8	R: 0 E: 0 K: 1 S: 5	H: 0 LOB: 1 BB: 0 P: 6	R: 0 E: 0 K: 2 S: 7	H: 0 LOB: 0 BB: 0 P: 7	R: 0 E: 0 K: 2 S: 9	H: 2 LOB: 2 BB: 0 P: 9	1B: 6 2B: 0 3B: 0 HR: 0	SF: 0 SAC: 0 DP: 1 HBP: 1	WP: 0 PB: 1 CS: 0	PA: 34					
<b>PITCHER</b>	IP	WLS	BF	H	R	ER	SO	BB	IBB	HBP	BLK	WP	HR	S	P	ERA	WHIP										
<b>Mike Thompson, R</b> ERA: 4.34	(1, 1)	4.0	15	3	3	2	2	2	0	0	0	0	0	17	25	4.50	1.250										
<b>Paul Lindblad, L</b> ERA: 2.39	(5, 1)	5.0	W	19	3	0	0	7	1	0	1	0	0	31	36	0.00	0.800										



Batter	1	2	3	4	5	6	7	8	9	AB	R	H	RBI	BB	SO	LOB	TOP					
Davey Nelson, R OBP: 0.347, SLG: 0.448 (1, 5)										4	0	2	0	0	0	0	<b>Washington Senators @ Chicago White Sox</b> Comiskey Park, Chicago, IL Sun Jul 25 1971, 4:33 AM EDT Unknown <a href="http://livebaseballscorecards.com">livebaseballscorecards.com</a>					
Lenny Randle, S OBP: 0.293, SLG: 0.311 (1, 4)										3	0	1	0	0	0	1						
Frank Howard, R OBP: 0.384, SLG: 0.507 (1, 3)										4	0	1	0	0	1	2						
Dick Billings, R OBP: 0.278, SLG: 0.328 (1, 2)										3	0	0	0	0	1	1						
Jeff Burroughs, R OBP: 0.250, SLG: 0.182 (1, 7)										4	0	0	0	0	1	2						
Elliott Maddox, R OBP: 0.294, SLG: 0.240 (1, 8)										3	0	0	0	0	0	2						
Del Unser, L OBP: 0.352, SLG: 0.393 Jim Shellenback, L OBP: 0.136, SLG: 0.136 (7, 1)										3	1	1	1	0	0	2						
Tim Cullen, R OBP: 0.251, SLG: 0.256 Denny Riddleberger, R (5, 1)										2	0	0	0	0	0	0						
Tom McCraw, L OBP: 0.281, SLG: 0.400 Horacio Pina, R (7, 1)										1	0	0	0	0	1	0						
Dick Bosman, R OBP: 0.213, SLG: 0.143 Toby Harrah, R OBP: 0.304, SLG: 0.293 (5, 6)										2	0	0	0	0	0	0						
<b>Inning Stats</b>	R: 0 E: 0 K: 1 S: 6	H: 1 LOB: 1 BB: 0 P: 6	R: 0 E: 0 K: 0 S: 3	H: 0 LOB: 0 BB: 0 P: 3	R: 0 E: 0 K: 0 S: 3	H: 0 LOB: 0 BB: 0 P: 3	R: 0 E: 0 K: 0 S: 5	H: 1 LOB: 0 BB: 0 P: 5	R: 1 E: 0 K: 0 S: 4	H: 1 LOB: 0 BB: 0 P: 4	R: 0 E: 0 K: 0 S: 3	H: 0 LOB: 0 BB: 0 P: 3	R: 0 E: 0 K: 1 S: 6	H: 1 LOB: 2 BB: 0 P: 7	R: 0 E: 0 K: 1 S: 6	H: 1 LOB: 1 BB: 0 P: 6	R: 0 E: 0 K: 0 S: 3	H: 0 LOB: 0 BB: 0 P: 3	1B: 4 2B: 0 3B: 0 HR: 1	SF: 0 SAC: 1 DP: 1 HBP: 1	WP: 0 PB: 0 CS: 0	PA: 32
<b>PITCHER</b> Wilbur Wood, L ERA: 1.91 (1, 1)	IP: 9.0 WLS: W BF: 32	H: 5 R: 1 ER: 1 SO: 4	BB: 0 IBB: 0 HBP: 1 BLK: 0	WP: 0 HR: 1 S: 39 P: 40	ERA: 1.00 WHIP: 0.556	<b>PITCHER</b>										IP: 9.0 WLS: W BF: 32	H: 5 R: 1 ER: 1 SO: 4	BB: 0 IBB: 0 HBP: 1 BLK: 0	WP: 0 HR: 1 S: 39 P: 40	ERA: 1.00 WHIP: 0.556		

Batter	1	2	3	4	5	6	7	8	9	AB	R	H	RBI	BB	SO	LOB	BOTTOM					
Pat Kelly, L OBP: 0.386, SLG: 0.322 (1, 9)										4	0	2	2	1	0	0	<b>Washington Senators @ Chicago White Sox</b> Comiskey Park, Chicago, IL Sun Jul 25 1971, 4:33 AM EDT Unknown <a href="http://livebaseballscorecards.com">livebaseballscorecards.com</a>					
Rich McKinney, R OBP: 0.356, SLG: 0.425 (1, 4)										4	0	1	0	0	0	2						
Carlos May, L OBP: 0.362, SLG: 0.375 (1, 3)										4	0	1	0	0	1	2						
Bill Melton, R OBP: 0.353, SLG: 0.528 (1, 5)										4	1	1	1	0	1	3						
Rick Reichardt, R OBP: 0.342, SLG: 0.446 (1, 7)										2	0	0	0	1	0	2						
Ed Herrmann, L OBP: 0.330, SLG: 0.395 (1, 2)										2	2	0	0	2	0	3						
Jay Johnstone, L OBP: 0.333, SLG: 0.379 (1, 8)										2	2	1	0	2	0	2						
Rich Morales, R OBP: 0.396, SLG: 0.366 (1, 6)										4	0	2	1	0	0	2						
Wilbur Wood, R OBP: 0.145, SLG: 0.036 (1, 1)										3	0	0	0	0	2	1						
<b>Inning Stats</b>	R: 0 E: 0 K: 2 S: 9	H: 2 LOB: 2 BB: 0 P: 9	R: 2 E: 0 K: 1 S: 6	H: 2 LOB: 1 BB: 2 P: 14	R: 0 E: 0 K: 0 S: 3	H: 0 LOB: 0 BB: 0 P: 3	R: 2 E: 1 K: 0 S: 4	H: 1 LOB: 1 BB: 2 P: 12	R: 1 E: 0 K: 0 S: 4	H: 2 LOB: 2 BB: 1 P: 9	R: 0 E: 0 K: 0 S: 3	H: 0 LOB: 0 BB: 0 P: 3	R: 0 E: 0 K: 0 S: 4	H: 1 LOB: 2 BB: 1 P: 8	R: 0 E: 0 K: 1 S: 5	H: 0 LOB: 0 BB: 0 P: 5		R: 0 E: 0 K: 0 S: 3	H: 0 LOB: 0 BB: 0 P: 3	1B: 5 2B: 2 3B: 0 HR: 1	SF: 0 SAC: 1 DP: 0 HBP: 1	WP: 0 PB: 0 CS: 0
<b>PITCHER</b> Dick Bosman, R ERA: 4.08 Denny Riddleberger, L ERA: 4.43 Horacio Pina, R ERA: 3.14 Jim Shellenback, L ERA: 3.43 (7, 1)	IP: 4.1 WLS: L BF: 23	H: 6 R: 5 ER: 5 SO: 3	BB: 3 IBB: 1 HBP: 0 BLK: 0	WP: 0 HR: 1 S: 24 P: 41	ERA: 10.38 WHIP: 2.077	<b>PITCHER</b>										IP: 1.2 WLS: L BF: 7	H: 2 R: 0 ER: 0 SO: 0	BB: 1 IBB: 0 HBP: 0 BLK: 0	WP: 0 HR: 0 S: 6 P: 10	ERA: 0.00 WHIP: 1.800		

Batter	1	2	3	4	5	6	7	8	9	AB	R	H	RBI	BB	SO	LOB	TOP				
<b>Del Unser, L</b> OBP: 0.347, SLG: 0.388 (1, 8)										5	0	0	0	0	0	1					
<b>Lenny Randle, S</b> OBP: 0.310, SLG: 0.350 (1, 4)										5	2	4	1	0	1	0					
<b>Don Mincher, L</b> OBP: 0.419, SLG: 0.458 (1, 3)										5	1	2	2	0	0	1					
<b>Frank Howard, R</b> OBP: 0.385, SLG: 0.515 <b>Elliott Maddox, R</b> OBP: 0.294, SLG: 0.240 (1, 7)										4	1	2	1	0	1	2					
<b>Larry Bittner, L</b> OBP: 0.321, SLG: 0.289 (8, 7)										4	0	2	0	0	0	1					
<b>Davey Nelson, R</b> OBP: 0.333, SLG: 0.430 (1, 5)										4	0	0	0	0	2	4					
<b>Paul Casanova, R</b> OBP: 0.223, SLG: 0.283 (1, 2)										4	0	0	0	0	0	0					
<b>Tim Cullen, R</b> OBP: 0.251, SLG: 0.256 (1, 6)										4	1	1	0	0	1	0					
<b>Jackie Brown, R</b> OBP: 0.154, SLG: 0.154 <b>Casey Cox, R</b> OBP: 0.115, SLG: 0.080 <b>Bernie Allen, L</b> OBP: 0.306, SLG: 0.370 <b>Joe Grzenda, R</b> <b>Horacio Pina, R</b> <b>Tom McCraw, L</b> OBP: 0.299, SLG: 0.428 (1, 1)										1	0	0	0	0	1	0					
<b>Inning Stats</b>	R: 0 E: 0 K: 0 S: 4	H: 2 LOB: 1 BB: 0 P: 4	R: 0 E: 0 K: 0 S: 3	H: 0 LOB: 0 BB: 0 P: 3	R: 0 E: 0 K: 2 S: 7	H: 0 LOB: 0 BB: 0 P: 7	R: 1 E: 0 K: 2 S: 9	H: 2 LOB: 1 BB: 0 P: 9	R: 0 E: 0 K: 1 S: 5	H: 0 LOB: 0 BB: 0 P: 5	R: 2 E: 0 K: 1 S: 8	H: 3 LOB: 1 BB: 0 P: 8	R: 0 E: 0 K: 0 S: 3	H: 0 LOB: 1 BB: 1 P: 7	R: 0 E: 0 K: 1 S: 7	H: 2 LOB: 2 BB: 0 P: 7	R: 3 E: 1 K: 0 S: 6	H: 3 LOB: 0 BB: 0 P: 6	1B: 6 2B: 2 3B: 0 HR: 4	SF: 0 SAC: 0 DP: 0 HBP: 0	WP: 0 PA: 39
<b>PITCHER</b>	IP	WLS	BF	H	R	ER	SO	BB	IBB	HBP	BLK	WP	HR	S	P	ERA	WHIP				
<b>Joe Horlen, R</b> ERA: 4.12	5.1	W	22	7	3	3	5	0	0	0	0	0	2	32	32	5.06	1.312				
<b>Bart Johnson, R</b> ERA: 3.27	6.1	S	17	5	3	3	2	1	0	0	0	0	2	20	24	7.36	1.636				

Washington Senators @ Chicago White Sox  
Comiskey Park, Chicago, IL  
Sun Jul 25 1971, 4:38 AM EDT  
Att: 24,318 - Unknown

AB 38  
R 6  
H 12  
RBI 6  
BB 1  
SO 7  
LOB 9

WP: 0	PA: 39
SB: 0	
CS: 0	

Batter	1	2	3	4	5	6	7	8	9	AB	R	H	RBI	BB	SO	LOB	BOTTOM				
<b>Pat Kelly, L</b> OBP: 0.387, SLG: 0.317 (1, 9)										4	0	1	0	1	0	1					
<b>Rich McKinney, R</b> OBP: 0.353, SLG: 0.420 (1, 4)										5	0	1	0	0	0	4					
<b>Carlos May, L</b> OBP: 0.363, SLG: 0.376 (1, 3)										4	0	1	0	1	0	1					
<b>Bill Melton, R</b> OBP: 0.356, SLG: 0.531 <b>Luis Alvarado, R</b> OBP: 0.221, SLG: 0.262 (1, 5)										2	1	1	0	0	0	0					
<b>Rick Reichardt, R</b> OBP: 0.349, SLG: 0.468 (1, 7)										4	2	3	3	1	1	1					
<b>Jay Johnstone, L</b> OBP: 0.335, SLG: 0.381 (1, 8)										4	2	1	1	1	1	2					
<b>Tom Egan, R</b> OBP: 0.347, SLG: 0.485 (1, 2)										4	2	3	3	0	0	0					
<b>Rich Morales, R</b> OBP: 0.410, SLG: 0.376 (5, 5)										3	1	2	1	1	1	0					
<b>Joe Horlen, R</b> OBP: 0.040, SLG: 0.042 <b>Bart Johnson, R</b> OBP: 0.214, SLG: 0.238 (1, 1)										1	0	0	0	0	0	1					
<b>Inning Stats</b>	R: 0 E: 0 K: 0 S: 3	H: 1 LOB: 0 BB: 0 P: 3	R: 2 E: 0 K: 1 S: 8	H: 3 LOB: 2 BB: 2 P: 16	R: 3 E: 0 K: 0 S: 6	H: 3 LOB: 1 BB: 1 P: 10	R: 0 E: 0 K: 0 S: 4	H: 2 LOB: 0 BB: 0 P: 5	R: 0 E: 0 K: 1 S: 5	H: 0 LOB: 0 BB: 0 P: 5	R: 0 E: 0 K: 0 S: 3	H: 0 LOB: 0 BB: 0 P: 3	R: 4 E: 0 K: 1 S: 9	H: 4 LOB: 1 BB: 1 P: 13	R: 0 E: 0 K: 1 S: 6	H: 1 LOB: 2 BB: 1 P: 10	1B: 7 2B: 4 3B: 0 HR: 3	SF: 0 SAC: 1 DP: 1 HBP: 1	WP: 0 PA: 42		
<b>PITCHER</b>	IP	WLS	BF	H	R	ER	SO	BB	IBB	HBP	BLK	WP	HR	S	P	ERA	WHIP				
<b>Jackie Brown, R</b> ERA: 5.4	2.2	L	16	6	5	5	1	2	0	0	0	0	0	15	27	16.88	3.000				
<b>Casey Cox, R</b> ERA: 3.02	3.1		13	3	0	0	1	0	0	1	0	0	0	14	15	0.00	0.900				
<b>Joe Grzenda, L</b> ERA: 2.22	1.0		8	4	4	4	1	1	0	0	0	0	1	9	13	36.00	5.000				
<b>Horacio Pina, R</b> ERA: 3.07	1.0		5	1	0	0	1	1	0	0	0	0	0	6	10	0.00	2.000				

Washington Senators @ Chicago White Sox  
Comiskey Park, Chicago, IL  
Sun Jul 25 1971, 4:38 AM EDT  
Att: 24,318 - Unknown

AB 35  
R 9  
H 14  
RBI 9  
BB 5  
SO 4  
LOB 12

WP: 0	PA: 42
SB: 0	
CS: 0	

Batter	1	2	3	4	5	6	7	8	9	AB	R	H	RBI	BB	SO	LOB	TOP					
<b>Del Unser, L</b> OBP: 0.391, SLG: 0.389 (1, 8)										4	0	2	0	1	0	0	<b>Washington Senators @ Minnesota Twins</b> Metropolitan Stadium, Bloomington, MI Tue Jul 27 1971, 8:05 PM EDT Att: 7,939 - Unknown <a href="http://livebaseballscorecards.com">livebaseballscorecards.com</a>					
<b>Lenny Randle, S</b> OBP: 0.313, SLG: 0.347 (1, 4)										4	0	1	0	1	1	3						
<b>Don Mincher, L</b> OBP: 0.414, SLG: 0.451 <b>Toby Harrah, R</b> OBP: 0.303, SLG: 0.292 (1, 3)										4	0	0	0	0	1	3						
<b>Frank Howard, R</b> OBP: 0.386, SLG: 0.514 <b>Elliott Maddox, R</b> OBP: 0.294, SLG: 0.240 (1, 7)										3	1	1	0	1	0	0						
<b>Larry Bittner, L</b> OBP: 0.326, SLG: 0.285 (1, 9)										2	1	0	0	2	0	1						
<b>Dick Billings, R</b> OBP: 0.288, SLG: 0.342 (1, 2)										4	0	3	1	0	0	2						
<b>Davey Nelson, R</b> OBP: 0.339, SLG: 0.422 (1, 5)										2	0	0	0	2	0	3						
<b>Tim Cullen, R</b> OBP: 0.249, SLG: 0.254 <b>Bernie Allen, L</b> OBP: 0.340, SLG: 0.370 <b>Horacio Pina, R</b> <b>Paul Lindblad, L</b> OBP: 0.222, SLG: 0.333 (1, 6)										2	0	0	0	0	0	0						
<b>Jim Shellenback, L</b> OBP: 0.120, SLG: 0.120 <b>Tom McCraw, L</b> OBP: 0.284, SLG: 0.423 (1, 1)										3	0	0	0	0	1	1						
<b>Inning Stats</b>	R: 0 E: 0 K: 0 S: 2	H: 0 LOB: 0 BB: 1 P: 6	R: 0 E: 0 K: 0 S: 3	H: 1 LOB: 1 BB: 1 P: 7	R: 0 E: 0 K: 0 S: 4	H: 1 LOB: 1 BB: 0 P: 4	R: 1 E: 0 K: 1 S: 6	H: 1 LOB: 1 BB: 1 P: 10	R: 0 E: 0 K: 0 S: 5	H: 2 LOB: 2 BB: 0 P: 5	R: 0 E: 0 K: 0 S: 3	H: 1 LOB: 0 BB: 0 P: 3	R: 0 E: 0 K: 2 S: 7	H: 0 LOB: 2 BB: 2 P: 15	R: 1 E: 0 K: 0 S: 4	H: 1 LOB: 3 BB: 3 P: 16		R: 0 E: 0 K: 0 S: 3	H: 0 LOB: 0 BB: 0 P: 3	1B: 6 2B: 1 3B: 0 HR: 0	SF: 0 SAC: 1 DP: 2 HBP: 0	WP: 0 PB: 0 SB: 1 CS: 0
<b>PITCHER</b>	IP	WLS	BF	H	R	ER	SO	BB	IBB	HBP	BLK	WP	HR	S	P	ERA	WHIP					
<b>Steve Luebber, R</b> ERA: 5.76 <b>Stan Williams, R</b> ERA: 3.71 <b>Ray Corbin, R</b> ERA: 3.16 <b>Hal Haydel, R</b> ERA: 7.36	7.0		29	6	1	1	3	4	1	0	0	0	0	30	50	1.29	1.429					

Batter	1	2	3	4	5	6	7	8	9	AB	R	H	RBI	BB	SO	LOB	BOTTOM				
<b>Cesar Tovar, R</b> OBP: 0.359, SLG: 0.356 (1, 7)										4	1	0	0	1	0	2	<b>Washington Senators @ Minnesota Twins</b> Metropolitan Stadium, Bloomington, MI Tue Jul 27 1971, 8:05 PM EDT Att: 7,939 - Unknown <a href="http://livebaseballscorecards.com">livebaseballscorecards.com</a>				
<b>Rod Carew, L</b> OBP: 0.312, SLG: 0.347 (1, 4)										4	0	0	1	0	1	3					
<b>Harmon Killebrew, R</b> OBP: 0.384, SLG: 0.429 (1, 5)										2	1	1	0	3	0	0					
<b>Tony Oliva, L</b> OBP: 0.389, SLG: 0.618 (1, 9)										5	1	2	2	0	0	2					
<b>Leo Cardenas, R</b> OBP: 0.346, SLG: 0.441 (1, 6)										1	1	0	0	3	0	0					
<b>Rich Reese, L</b> OBP: 0.258, SLG: 0.335 <b>George Thomas, R</b> OBP: 0.233, SLG: 0.179 <b>Steve Braun, L</b> OBP: 0.347, SLG: 0.341 (1, 3)										3	0	1	0	0	0	4					
<b>George Mitterwald, R</b> OBP: 0.325, SLG: 0.399 (1, 2)										4	0	1	0	0	2	2					
<b>Jim Nettles, L</b> OBP: 0.329, SLG: 0.519 <b>Brant Aiyee, R</b> OBP: 0.281, SLG: 0.266 (1, 8)										2	0	1	0	1	0	1					
<b>Steve Luebber, R</b> <b>Danny Thompson, R</b> <b>Stan Williams, R</b> <b>Ray Corbin, R</b> <b>Phil Roof, R</b> <b>Hal Haydel, R</b> (1, 1)										2	0	0	0	0	0	3					
<b>Inning Stats</b>	R: 0 E: 0 K: 0 S: 3	H: 0 LOB: 1 BB: 1 P: 7	R: 0 E: 0 K: 1 S: 5	H: 0 LOB: 2 BB: 2 P: 13	R: 0 E: 0 K: 1 S: 6	H: 1 LOB: 3 BB: 2 P: 14	R: 0 E: 0 K: 0 S: 4	H: 1 LOB: 1 BB: 0 P: 4	R: 0 E: 0 K: 1 S: 6	H: 0 LOB: 0 BB: 0 P: 3	R: 1 E: 1 K: 0 S: 4	H: 1 LOB: 1 BB: 1 P: 8	R: 0 E: 0 K: 0 S: 4	H: 2 LOB: 3 BB: 3 P: 16	R: 2 E: 0 K: 0 S: 2	H: 2 LOB: 0 BB: 0 P: 2		1B: 3 2B: 4 3B: 0 HR: 1	SF: 1 SAC: 0 DP: 1 HBP: 0	WP: 0 PB: 0 SB: 1 CS: 0	PA: 40
<b>PITCHER</b>	IP	WLS	BF	H	R	ER	SO	BB	IBB	HBP	BLK	WP	HR	S	P	ERA	WHIP				
<b>Jim Shellenback, L</b> ERA: 3.17 <b>Horacio Pina, R</b> ERA: 3.27 <b>Paul Lindblad, L</b> ERA: 2.61	7.0		31	4	1	0	3	5	1	0	0	0	0	31	55	0.00	1.286				

Batter	1	2	3	4	5	6	7	8	9	AB	R	H	RBI	BB	SO	LOB	TOP										
<b>Del Unser, L</b> OBP: 0.353, SLG: 0.389 (1, 8) (7, 9)										5	0	2	1	1	0	4	<b>Washington Senators @ Minnesota Twins</b> Metropolitan Stadium, Bloomington, MI Wed Jul 28 1971, 8:05 PM EDT Att: 10,139 - Unknown										
<b>Lenny Randle, S</b> OBP: 0.315, SLG: 0.349 <b>Bernie Allen, L</b> OBP: 0.350, SLG: 0.388 (1, 4) (4, 4)										2	1	1	0	0	0	1											
<b>Don Mincher, L</b> OBP: 0.415, SLG: 0.448 <b>Elliott Maddox, R</b> OBP: 0.291, SLG: 0.238 (1, 3) (7, 8)										2	1	0	0	2	1	1											
<b>Frank Howard, R</b> OBP: 0.384, SLG: 0.512 (1, 7) (7, 3)										5	0	1	2	0	1	6											
<b>Tom McCraw, L</b> OBP: 0.284, SLG: 0.423 (8, 3) (8, 3)										0	0	0	0	0	0	0											
<b>Larry Bittner, L</b> OBP: 0.326, SLG: 0.280 <b>Jeff Burroughs, R</b> OBP: 0.357, SLG: 0.250 (1, 9) (7, PH) (7, 7)										2	0	0	0	1	1	1											
<b>Dick Billings, R</b> OBP: 0.296, SLG: 0.347 (1, 2)										3	0	2	1	1	1	1											
<b>Davey Nelson, R</b> OBP: 0.345, SLG: 0.425 (1, 5)										4	1	2	1	0	0	3											
<b>Tim Cullen, R</b> OBP: 0.248, SLG: 0.251 (1, 6)										4	1	0	0	1	2	4											
<b>Bill Gogolewski, L</b> OBP: 0.167, SLG: 0.091 <b>Joe Grzenda, R</b> OBP: 0.333, SLG: 0.333 (1, 1) (7, 1)										3	0	0	0	0	2	3											
<b>Inning Stats</b>	R: 0 E: 0 K: 0 S: 3	H: 1 LOB: 1 BB: 1 P: 7	R: 0 E: 0 K: 2 S: 9	H: 2 LOB: 3 BB: 1 P: 13	R: 1 E: 1 K: 1 S: 7	H: 1 LOB: 2 BB: 1 P: 11	R: 0 E: 0 K: 1 S: 5	H: 0 LOB: 0 BB: 0 P: 5	R: 2 E: 0 K: 1 S: 7	H: 2 LOB: 1 BB: 1 P: 11	R: 0 E: 0 K: 2 S: 5	H: 0 LOB: 1 BB: 1 P: 9	R: 1 E: 0 K: 2 S: 9	H: 2 LOB: 2 BB: 1 P: 13	R: 0 E: 0 K: 0 S: 5	H: 2 LOB: 2 BB: 0 P: 5	R: 3 E: 1 K: 0 S: 7	H: 3 LOB: 2 BB: 1 P: 11	1B: 11 2B: 2 3B: 0 HR: 0	SF: 1 DP: 1 HBP: 0	WP: 1 PB: 1 CS: 0	PA: 48					
<b>PITCHER</b>	IP	WLS	BF	H	R	ER	SO	BB	IBB	HBP	BLK	WP	HR	S	P	ERA	WHIP										
<b>Jim Perry, R</b> ERA: 3.94 <b>Tom Hall, L</b> ERA: 3.29 <b>Hal Haydel, R</b> ERA: 7.04 <b>Ron Perranoski, L</b> ERA: 6.96 <b>Stan Williams, R</b> ERA: 3.65	6.0	L	29	6	3	2	6	5	0	0	0	1	0	36	56	3.00	1.833										
<b>Batter</b>	<b>1</b>	<b>2</b>	<b>3</b>	<b>4</b>	<b>5</b>	<b>6</b>	<b>7</b>	<b>8</b>	<b>9</b>	<b>AB</b>	<b>R</b>	<b>H</b>	<b>RBI</b>	<b>BB</b>	<b>SO</b>	<b>LOB</b>	<b>BOTTOM</b>										
<b>Cesar Tovar, R</b> OBP: 0.356, SLG: 0.352 (1, 7) (8, 8)										4	0	0	0	0	0	0	<b>Washington Senators @ Minnesota Twins</b> Metropolitan Stadium, Bloomington, MI Wed Jul 28 1971, 8:05 PM EDT Att: 10,139 - Unknown										
<b>Rod Carew, L</b> OBP: 0.314, SLG: 0.350 (1, 4)										3	0	1	0	1	1	0											
<b>Harmon Killebrew, R</b> OBP: 0.382, SLG: 0.425 (1, 5)										3	1	0	0	1	1	2											
<b>Tony Oliva, L</b> OBP: 0.384, SLG: 0.610 (1, 9)										4	0	0	0	0	0	2											
<b>Rich Reese, L</b> OBP: 0.266, SLG: 0.343 (1, 3)										3	0	2	0	1	0	0											
<b>Leo Cardenas, R</b> OBP: 0.347, SLG: 0.440 (1, 6)										3	0	1	1	1	1	1											
<b>Jim Nettles, L</b> OBP: 0.322, SLG: 0.506 <b>Brant Aveya, R</b> OBP: 0.280, SLG: 0.264 (1, 8) (7, PH) (8, 7)										2	0	0	0	0	0	2											
<b>George Mitterwald, R</b> OBP: 0.321, SLG: 0.395 (1, 2)										3	0	0	0	0	1	3											
<b>Jim Perry, S</b> OBP: 0.277, SLG: 0.203 <b>Steve Strickland, L</b> OBP: 0.345, SLG: 0.340 <b>Tom Hall, L</b> OBP: 0.344, SLG: 0.364 <b>Hal Haydel, R</b> <b>George Thomas, R</b> <b>Ron Perranoski, L</b> <b>Stan Williams, R</b> (1, 1) (6, PH) (7, 1) (8, 1) (8, PH) (9, 1) (9, 1)										1	0	0	0	0	1	0											
<b>Inning Stats</b>	R: 0 E: 0 K: 0 S: 3	H: 1 LOB: 0 BB: 0 P: 3	R: 0 E: 0 K: 1 S: 5	H: 0 LOB: 0 BB: 0 P: 5	R: 0 E: 0 K: 1 S: 5	H: 0 LOB: 1 BB: 1 P: 9	R: 0 E: 0 K: 2 S: 7	H: 0 LOB: 0 BB: 0 P: 7	R: 1 E: 0 K: 2 S: 9	H: 2 LOB: 1 BB: 1 P: 13	R: 0 E: 0 K: 1 S: 5	H: 0 LOB: 0 BB: 0 P: 5	R: 0 E: 0 K: 0 S: 4	H: 1 LOB: 1 BB: 0 P: 4	1B: 2 2B: 3 3B: 0 HR: 0	SF: 0 DP: 1 HBP: 0		WP: 0 PB: 0 SB: 0 CS: 0	PA: 33								
<b>PITCHER</b>	IP	WLS	BF	H	R	ER	SO	BB	IBB	HBP	BLK	WP	HR	S	P	ERA	WHIP										
<b>Bill Gogolewski, R</b> ERA: 2.6 <b>Joe Grzenda, L</b> ERA: 2.09	6.1	W	24	3	1	1	5	4	0	0	0	0	0	15	15	0.00	0.375										

Batter	1	2	3	4	5	6	7	8	9	AB	R	H	RBI	BB	SO	LOB	TOP											
<b>Davey Nelson, R</b> OBP: 0.347, SLG: 0.450 (1, 5)										5	1	2	1	0	0	1	<b>Washington Senators @ Milwaukee Brewers</b> Milwaukee County Stadium, Milwaukee, WI Fri Jul 30 1971, 8:05 PM EDT Att. 9,224 - Unknown - 62 F											
<b>Elliott Maddox, R</b> OBP: 0.300, SLG: 0.245 (1, 8)										3	1	2	0	1	0	0												
<b>Frank Howard, R</b> OBP: 0.385, SLG: 0.511 (1, 3)										3	0	1	1	1	1	3												
<b>Dick Billings, R</b> OBP: 0.290, SLG: 0.340 (1, 2)										4	0	0	0	0	2	7												
<b>Jeff Burroughs, R</b> OBP: 0.278, SLG: 0.188 (1, 7)										4	0	0	1	0	2	3												
<b>Toby Harrah, R</b> OBP: 0.302, SLG: 0.288 (1, 6)										3	0	0	0	1	0	2												
<b>Del Unser, L</b> OBP: 0.349, SLG: 0.385 (1, 9)										4	0	0	0	0	1	2												
<b>Tim Cullen, R</b> OBP: 0.245, SLG: 0.247 (1, 4)										4	0	0	0	0	0	0												
<b>Dick Bosman, R</b> OBP: 0.240, SLG: 0.140 <b>Paul Lindblad, L</b> OBP: 0.211, SLG: 0.316 (8, 1)										1	1	0	0	2	0	0												
<b>Inning Stats</b>	R: 2 E: 0 K: 1 S: 6	H: 1 LOB: 2 BB: 3 P: 18	R: 1 E: 0 K: 1 S: 7	H: 2 LOB: 2 BB: 1 P: 11	R: 0 E: 0 K: 1 S: 5	H: 0 LOB: 0 BB: 1 P: 5	R: 0 E: 0 K: 0 S: 2	H: 0 LOB: 0 BB: 1 P: 6	R: 0 E: 1 K: 1 S: 7	H: 1 LOB: 2 BB: 0 P: 7	R: 0 E: 0 K: 0 S: 3	H: 0 LOB: 0 BB: 0 P: 3	R: 0 E: 0 K: 1 S: 6	H: 1 LOB: 1 BB: 0 P: 6	R: 0 E: 0 K: 1 S: 5	H: 0 LOB: 0 BB: 0 P: 5		R: 0 E: 0 K: 1 S: 5	H: 0 LOB: 0 BB: 0 P: 5	1B: 4 2B: 0 3B: 0 HR: 1	SF: 0 SAC: 0 DP: 1 HBP: 0	WP: 0 PB: 1 SB: 1 CS: 0	PA: 37					
<b>PITCHER</b>	IP	WLS	BF	H	R	ER	SO	BB	IBB	HBP	BLK	WP	HR	S	P	ERA	WHIP											
<b>Marcelino Lopez, L</b> ERA: 4.63 <b>Lew Krausse, R</b> ERA: 3.5 <b>Floyd Weaver, R</b> ERA: 4.05 <b>Ken Sanders, R</b> ERA: 2.1	(1, 1)	1.1	L	11	3	3	3	1	4	0	0	0	0	1	9	25	20.25	5.250										
(2, 1)	3.2		13	1	0	0	3	1	0	0	0	0	0	18	22	0.00	0.545											
(6, 1)	2.0		7	1	0	0	1	0	0	0	0	0	0	9	9	0.00	0.500											
(8, 1)	2.0		6	0	0	0	2	0	0	0	0	0	0	10	10	0.00	0.000											

Batter	1	2	3	4	5	6	7	8	9	AB	R	H	RBI	BB	SO	LOB	BOTTOM										
<b>Tommy Harper, R</b> OBP: 0.308, SLG: 0.372 (1, 7)										4	0	0	0	0	0	3	<b>Washington Senators @ Milwaukee Brewers</b> Milwaukee County Stadium, Milwaukee, WI Fri Jul 30 1971, 8:05 PM EDT Att. 9,224 - Unknown - 62 F										
<b>Ron Theobald, R</b> OBP: 0.345, SLG: 0.325 (1, 4)										3	1	1	0	1	0	1											
<b>Dave May, L</b> OBP: 0.355, SLG: 0.420 (1, 9)										3	0	1	1	1	0	1											
<b>Bill Voss, L</b> OBP: 0.311, SLG: 0.389 (1, 8)										4	0	0	0	0	2	2											
<b>Frank Tepedino, L</b> OBP: 0.229, SLG: 0.288 <b>Andy Kosco, R</b> OBP: 0.301, SLG: 0.339 (8, PH) (9, 3)										3	0	1	0	0	0	0											
<b>Tom Matchick, L</b> (1, 5)										4	0	0	0	0	0	2											
<b>Bob Heise, R</b> OBP: 0.246, SLG: 0.267 (1, 6)										3	1	1	0	1	0	1											
<b>Ellie Rodriguez, R</b> OBP: 0.278, SLG: 0.213 (1, 2)										4	0	0	0	0	1	3											
<b>Marcelino Lopez, R</b> OBP: 0.277, SLG: 0.077 <b>Lew Krausse, R</b> OBP: 0.333, SLG: 0.375 <b>Bobby Mitchell, R</b> OBP: 0.333, SLG: 0.375 <b>Floyd Weaver, R</b> OBP: 0.362, SLG: 0.464 <b>John Briggs, L</b> OBP: 0.250, SLG: 0.350 <b>Ken Sanders, R</b> OBP: 0.250, SLG: 0.350 (8, PH) (9, PH)	(1, 1)										0	0	0	0	0	0											
(2, 1)										1	0	0	0	0	1	0											
(5, PH)										1	0	1	0	0	0	0											
(8, 1)										0	0	0	0	0	0	0											
(7, PH)										0	0	0	0	1	0	0											
(8, 1)										0	0	0	0	0	0	0											
(9, PH)										1	0	0	0	0	0	0											
<b>Inning Stats</b>	R: 0 E: 0 K: 1 S: 5	H: 0 LOB: 1 BB: 1 P: 9	R: 0 E: 0 K: 0 S: 4	H: 1 LOB: 1 BB: 0 P: 4	R: 0 E: 0 K: 1 S: 5	H: 0 LOB: 1 BB: 1 P: 9	R: 0 E: 0 K: 0 S: 3	H: 0 LOB: 0 BB: 0 P: 3	R: 0 E: 0 K: 0 S: 3	H: 0 LOB: 0 BB: 0 P: 3	R: 0 E: 0 K: 0 S: 3	H: 0 LOB: 2 BB: 2 P: 11	R: 1 E: 1 K: 1 S: 7	H: 2 LOB: 1 BB: 0 P: 7	R: 0 E: 0 K: 0 S: 3	H: 0 LOB: 1 BB: 0 P: 3	R: 0 E: 0 K: 0 S: 3	H: 0 LOB: 0 BB: 0 P: 3	1B: 4 2B: 0 3B: 1 HR: 0	SF: 0 SAC: 0 DP: 0 HBP: 0	WP: 0 PB: 1 SB: 0 CS: 0	PA: 36					
<b>PITCHER</b>	IP	WLS	BF	H	R	ER	SO	BB	IBB	HBP	BLK	WP	HR	S	P	ERA	WHIP										
<b>Dick Bosman, R</b> ERA: 3.96 <b>Paul Lindblad, L</b> ERA: 2.54	(1, 1)	7.0	W	29	4	2	1	3	4	0	0	0	0	31	47	1.29	1.143										
(8, 1)	2.0	S	7	1	0	0	1	0	0	0	0	0	0	9	9	0.00	0.500										

Batter	1	2	3	4	5	6	7	8	9	AB	R	H	RBI	BB	SO	LOB	TOP										
Del Unser, L OBP: 0.350, SLG: 0.388 (1, 8)	P5		6-3		FC4-6 1B		F9 SF8 2B		F8	5	1	2	1	0	0	0											
Davey Nelson, R OBP: 0.333, SLG: 0.431 (1, 5)	P5		F8		FC4-6		F9		1-3	5	0	0	0	0	0	3											
Don Mincher, L OBP: 0.413, SLG: 0.446 Casey Cox, R OBP: 0.115, SLG: 0.080 (1, 3) (7, 1)	FC5-4 1B		6-3		K		SF8			3	0	1	1	0	1	2											
Frank Howard, R OBP: 0.384, SLG: 0.508 (1, 7) (7, 3)	FC5-4 1B		6-3		K		K			4	1	1	0	0	1	1											
Larry Bittner, L OBP: 0.345, SLG: 0.320 (1, 9) (7, 7)		FC3-6 1B BB		6-3		1B FC6-4 1B			1B 2B	3	1	3	0	1	0	0											
Dick Billings, R OBP: 0.294, SLG: 0.343 (1, 2)		FC3-6 1B		F2		FC6-4 1B			P6 1B	4	0	2	2	0	0	2											
Bernie Allen, L OBP: 0.342, SLG: 0.378 (1, 4)		FC3-6 1B		3-1		K			P6 1B	4	0	0	0	0	1	5											
Tim Cullen, R OBP: 0.245, SLG: 0.247 (1, 6)		K				FC4-6 1B			F7	4	0	1	0	0	1	3											
Mike Thompson, R OBP: 0.187, SLG: 0.187 Tom McCraw, L OBP: 0.228, SLG: 0.427 Denny Riddleberger, R OBP: 0.322, SLG: 0.462 Horacio Pina, R OBP: 0.301, SLG: 0.247 (1, 1) (5, PH) (5, 1) (6, 1) (7, PH) (7, 8)		6-3				1B			6-3	1	0	0	0	0	0	2											
<b>Inning Stats</b>	R: 0 E: 0 K: 0 S: 4	H: 1 LOB: 1 BB: 0 P: 4	R: 0 E: 0 K: 1 S: 6	H: 1 LOB: 2 BB: 1 P: 10	R: 0 E: 0 K: 0 S: 3	H: 0 LOB: 0 BB: 0 P: 3	R: 0 E: 0 K: 0 S: 4	H: 1 LOB: 1 BB: 0 P: 4	R: 0 E: 0 K: 1 S: 7	H: 3 LOB: 2 BB: 0 P: 7	R: 1 E: 0 K: 1 S: 7	H: 2 LOB: 1 BB: 0 P: 7	R: 2 E: 0 K: 1 S: 7	H: 2 LOB: 0 BB: 0 P: 7	R: 1 E: 0 K: 0 S: 4	H: 2 LOB: 0 BB: 0 P: 4	R: 0 E: 0 K: 0 S: 3	H: 0 LOB: 0 BB: 0 P: 3	1B: 9 2B: 2 3B: 1 HR: 0	SF: 1 SAC: 0 DP: 0 HBP: 0	WP: 0 PB: 0 SB: 0 CS: 0	PA: 38					
<b>PITCHER</b>	IP	WLS	BF	H	R	ER	SO	BB	IBB	HBP	BLK	WP	HR	S	P	ERA	WHIP										
Bill Parsons, R ERA: 2.57 (1, 1)	6.1		29	10	3	3	3	1	0	0	0	0	0	34	38	4.26	1.737										
John Morris, L ERA: 3.17 (7, 1)	0.2		2	0	0	0	1	0	0	0	0	0	0	4	4	0.00	0.000										
Ken Sanders, R ERA: 2.16 (8, 1)	2.0	L	7	2	1	1	0	0	0	0	0	0	0	7	7	4.50	1.000										

Washington Senators @ Milwaukee Brewers  
Milwaukee County Stadium, Milwaukee, WI

AB 36  
R 4  
H 12  
RBI 4  
BB 1  
SO 4  
LOB 18



WP: 0 PA: 38  
PB: 0  
SB: 0  
CS: 0

Sat Jul 31 1971, 4:33 AM EDT  
Att: 15,166 - Unknown - 71 F

livebaseballscorecards.com

Batter	1	2	3	4	5	6	7	8	9	AB	R	H	RBI	BB	SO	LOB	BOTTOM										
Tommy Harper, R OBP: 0.312, SLG: 0.375 (1, 7)	K		E SF8 1B		F3		S 1B		FC6 1B	5	2	3	0	0	1	0											
Ron Theobald, R OBP: 0.347, SLG: 0.323 (1, 4)	K		F9		K BB		1B		FC6	4	0	1	1	1	1	3											
Dave May, L OBP: 0.354, SLG: 0.418 Ken Sanders, R (1, 9) (8, 1)		4-0 BB	SF8		K		5-3			2	0	0	1	1	1	2											
Bill Voss, L OBP: 0.310, SLG: 0.386 (1, 8)	L8		F8		K				F7	4	0	1	0	0	0	1											
Frank Tepedino, L OBP: 0.233, SLG: 0.289 (1, 3)		K		1-3		SH2-4 1B			CS 1B	3	0	1	0	0	1	0											
Tom Matchick, L Roberto Pena, R OBP: 0.280, SLG: 0.348 (1, 5) (6, PH) (7, 5)		F9		WP 2B BB		K			K	1	1	0	0	1	0	0											
Dick Schofield, S OBP: 0.342, SLG: 0.295 (8, PH) (9, 5)				2B BB		K			K	1	0	0	0	0	1	1											
Bob Heise, R OBP: 0.246, SLG: 0.254 (1, 6)		4-0 HBP BB	F7		K		FC5		4-3	3	0	0	0	1	0	2											
Ellie Rodriguez, R OBP: 0.282, SLG: 0.219 (1, 2)		1-0 HBP			3-1				6-3	3	0	1	1	0	0	0											
Bill Parsons, R OBP: 0.200, SLG: 0.200 John Morris, R OBP: 0.167, SLG: 0.200 John Briggs, L OBP: 0.395, SLG: 0.462 (1, 1) (7, 1) (7, PH) (8, 9)		2-3		K		K			1B BB	2	0	0	0	0	1	3											
<b>Inning Stats</b>	R: 0 E: 0 K: 2 S: 7	H: 0 LOB: 1 BB: 1 P: 11	R: 0 E: 0 K: 1 S: 5	H: 0 LOB: 2 BB: 1 P: 10	R: 1 E: 1 K: 0 S: 4	H: 1 LOB: 0 BB: 0 P: 4	R: 1 E: 0 K: 1 S: 6	H: 1 LOB: 1 BB: 1 P: 10	R: 0 E: 0 K: 1 S: 4	H: 0 LOB: 0 BB: 1 P: 8	R: 0 E: 0 K: 1 S: 6	H: 1 LOB: 1 BB: 0 P: 6	R: 1 E: 0 K: 1 S: 7	H: 2 LOB: 1 BB: 0 P: 7	R: 0 E: 0 K: 1 S: 5	H: 1 LOB: 1 BB: 0 P: 5	R: 0 E: 0 K: 0 S: 4	H: 1 LOB: 2 BB: 1 P: 8	1B: 6 2B: 2 3B: 0 HR: 0	SF: 1 SAC: 1 DP: 1 HBP: 1	WP: 1 PB: 0 SB: 1 CS: 1	PA: 38					
<b>PITCHER</b>	IP	WLS	BF	H	R	ER	SO	BB	IBB	HBP	BLK	WP	HR	S	P	ERA	WHIP										
Mike Thompson, R ERA: 3.97 (1, 1)	4.0		18	2	2	1	4	3	0	1	0	0	0	22	35	2.25	1.250										
Denny Riddleberger, L ERA: 4.3 (5, 1)	1.1		5	1	0	0	1	1	0	0	0	0	0	6	10	0.00	1.500										
Horacio Pina, R ERA: 3.22 (6, 1)	0.2		2	0	0	0	1	0	0	0	0	0	0	4	4	0.00	0.000										
Casey Cox, R ERA: 3.02 (7, 1)	3.0	W	13	4	1	1	2	1	0	0	0	0	0	16	20	3.00	1.667										

Washington Senators @ Milwaukee Brewers  
Milwaukee County Stadium, Milwaukee, WI

AB 30  
R 3  
H 7  
RBI 3  
BB 5  
SO 8  
LOB 13



WP: 1 PA: 38  
PB: 0  
SB: 1  
CS: 1

Sat Jul 31 1971, 4:33 AM EDT  
Att: 15,166 - Unknown - 71 F

livebaseballscorecards.com

Batter	1	2	3	4	5	6	7	8	9	AB	R	H	RBI	BB	SO	LOB	TOP											
<b>Del Unser, L</b> OBP: 0.391, SLG: 0.388 (1, 8)	0-0 4-3		0-0 3-1		0-0 F8		0-0 1B		0-0 1B	5	0	2	1	0	0	2	<b>Washington Senators @ Milwaukee Brewers</b> <b>Milwaukee County Stadium, Milwaukee, WI</b> Sun Aug 01 1971, 4:33 AM EDT Unknown <a href="http://livebaseballscorecards.com">livebaseballscorecards.com</a>											
<b>Davey Nelson, R</b> OBP: 0.320, SLG: 0.413 (1, 5)	0-0 F9		0-0 P4			0-3 K	0-0 F3		0-3 K	5	0	0	0	0	2	6												
<b>Don Mincher, L</b> OBP: 0.414, SLG: 0.445 <b>Elliott Maddox, R</b> OBP: 0.301, SLG: 0.247 (8, 8)	0-0 1B			0-0 F9		4-0 G5-4-3 BB		0-0 1-3		3	0	1	0	1	0	0												
<b>Frank Howard, R</b> OBP: 0.381, SLG: 0.503 (8, 3)	0-0 5-3			0-3 K		0-0 G5-4-3		0-0 5-3		4	0	0	0	0	1	2												
<b>Larry Bittner, L</b> OBP: 0.342, SLG: 0.318 (8, 7)		0-0 G6-3 1B		0-0 F7			0-0 F7		0-0 6-3	4	0	1	0	0	0	0												
<b>Dick Billings, R</b> OBP: 0.298, SLG: 0.358 (1, 2)	0-0 F9			4-0 1B FC4-6 BB		0-3 K		0-0 HR		3	2	1	1	1	1	1												
<b>Bernie Allen, L</b> OBP: 0.345, SLG: 0.381 (1, 4)	0-0 G6-3			0-0 FC4-6 1B		0-0 BB 1B		0-0 1-3		4	1	2	0	0	0	1												
<b>Tim Cullen, R</b> OBP: 0.248, SLG: 0.248 <b>Toby Harrah, R</b> OBP: 0.302, SLG: 0.288 (9, PR)			0-0 F8		0-0 FC4-6		4-0 1B BB		0-0 1B	3	0	1	1	1	0	1												
<b>Jim Shellenback, L</b> OBP: 0.154, SLG: 0.192 <b>Jackie Brown, R</b> OBP: 0.154, SLG: 0.154 <b>Tom McCraw, R</b> OBP: 0.267, SLG: 0.434 <b>Horacio Pina, R</b> OBP: 0.198, SLG: 0.188 <b>Jeff Burroughs, R</b> OBP: 0.198, SLG: 0.188 <b>Denny Riddleberger, R</b> OBP: 0.222, SLG: 0.282 (9, PH)			0-0 3-1 2B		0-0 F5		4-0 1-2 2-3 BB		0-0 F8	1	0	1	0	0	0	0												
<b>Inning Stats</b>	R: 0 E: 0 K: 0 S: 4	H: 1 LOB: 1 BB: 0 P: 4	R: 0 E: 0 K: 0 S: 3	H: 1 LOB: 0 BB: 0 P: 3	R: 0 E: 0 K: 0 S: 4	H: 1 LOB: 0 BB: 0 P: 4	R: 0 E: 0 K: 1 S: 5	H: 0 LOB: 0 BB: 0 P: 5	R: 1 E: 0 K: 0 S: 4	H: 1 LOB: 1 BB: 1 P: 8	R: 0 E: 0 K: 1 S: 4	H: 0 LOB: 0 BB: 1 P: 8	R: 1 E: 0 K: 1 S: 7	H: 2 LOB: 3 BB: 2 P: 15	R: 0 E: 0 K: 0 S: 3	H: 0 LOB: 0 BB: 0 P: 3		R: 1 E: 0 K: 1 S: 8	H: 3 LOB: 2 BB: 0 P: 8	1B: 7 2B: 1 3B: 0 HR: 1	SF: 0 SAC: 0 DP: 2 HBP: 0	WP: 0 PB: 0 SB: 0 CS: 0	PA: 38					
<b>PITCHER</b>	IP	WLS	BF	H	R	ER	SO	BB	IBB	HBP	BLK	WP	HR	S	P	ERA	WHIP											
<b>Jim Slaton, R</b> ERA: 3.63	(1, 1)	7.0	W	29	6	2	2	3	4	0	0	0	0	0	31	47	2.57	1.429										
<b>Ken Sanders, R</b> ERA: 2.21	(8, 1)	2.0	S	9	3	1	1	1	0	0	0	0	0	1	11	11	4.50	1.500										

Batter	1	2	3	4	5	6	7	8	9	AB	R	H	RBI	BB	SO	LOB	BOTTOM											
<b>Tommy Harper, R</b> OBP: 0.311, SLG: 0.373 (1, 7)	4-0 FC1-4 PB SF8 BB		0-0 P4		0-0 4-3		0-0 6-3			3	1	0	0	1	0	1	<b>Washington Senators @ Milwaukee Brewers</b> <b>Milwaukee County Stadium, Milwaukee, WI</b> Sun Aug 01 1971, 4:33 AM EDT Unknown <a href="http://livebaseballscorecards.com">livebaseballscorecards.com</a>											
<b>Ron Theobald, R</b> OBP: 0.354, SLG: 0.325 (1, 4)	4-0 FC1-4 1-2 BB		0-0 HR		4-0 WP BB		0-0 F9			2	1	1	0	2	0	0												
<b>Bobby Mitchell, R</b> OBP: 0.318, SLG: 0.500 (1, 8)	0-0 FC1-4 CS		0-0 HR		0-3 K		0-0 5-3			4	1	1	3	0	1	3												
<b>Andy Kosco, R</b> OBP: 0.295, SLG: 0.333 (1, 9)	0-0 SF8		0-0 P4		0-0 F9		0-0 6-3			3	0	0	1	0	0	0												
<b>Roberto Pena, R</b> OBP: 0.286, SLG: 0.357 (1, 3)	0-0 CS		0-0 P4		0-0 1-3 1B					3	0	2	0	0	0	0												
<b>Dick Schofield, S</b> OBP: 0.325, SLG: 0.281 (1, 5)		0-0 5-3		0-0 3-1		0-0 1-3		0-0 1-2		3	0	0	0	0	0	2												
<b>Elie Rodriguez, R</b> OBP: 0.276, SLG: 0.216 (1, 2)		0-3 K		0-0 5-3		0-3 K				3	0	0	0	0	2	2												
<b>Bob Heise, R</b> OBP: 0.235, SLG: 0.242 (1, 6)		0-0 6-3		0-0 5-3			0-0 F7			3	0	0	0	0	0	1												
<b>Jim Slaton, R</b> OBP: 0.261, SLG: 0.150 <b>Ken Sanders, R</b> ERA: 2.21 (8, 1)			4-0 1B HR BB		0-3 K		0-0 6-3			2	1	0	0	1	1	0												
<b>Inning Stats</b>	R: 1 E: 0 K: 0 S: 2	H: 0 LOB: 0 BB: 2 P: 10	R: 0 E: 0 K: 1 S: 6	H: 1 LOB: 1 BB: 0 P: 6	R: 3 E: 0 K: 0 S: 5	H: 2 LOB: 0 BB: 1 P: 9	R: 0 E: 0 K: 0 S: 3	H: 0 LOB: 0 BB: 0 P: 3	R: 0 E: 0 K: 2 S: 7	H: 0 LOB: 1 BB: 1 P: 11	R: 0 E: 0 K: 1 S: 6	H: 1 LOB: 0 BB: 0 P: 6	R: 0 E: 0 K: 0 S: 3	H: 0 LOB: 0 BB: 0 P: 3	R: 0 E: 0 K: 0 S: 3	H: 0 LOB: 0 BB: 0 P: 3		1B: 2 2B: 1 3B: 0 HR: 1	SF: 1 SAC: 0 DP: 0 HBP: 0	WP: 1 PB: 1 SB: 0 CS: 1	PA: 32							
<b>PITCHER</b>	IP	WLS	BF	H	R	ER	SO	BB	IBB	HBP	BLK	WP	HR	S	P	ERA	WHIP											
<b>Jim Shellenback, L</b> ERA: 3.47	(1, 1)	2.1	L	12	3	4	4	1	3	0	0	0	0	0	5	5	0.00	0.000										
<b>Jackie Brown, R</b> ERA: 5.18	(3, 1)	1.2		5	0	0	0	0	0	0	0	0	0	5	5	0.00	0.000											
<b>Horacio Pina, R</b> ERA: 3.09	(5, 1)	2.0		8	1	0	0	3	1	0	0	1	0	13	17	0.00	1.000											
<b>Denny Riddleberger, L</b> ERA: 4.13	(7, 1)	2.0		6	0	0	0	0	0	0	0	0	0	6	6	0.00	0.000											



Batter	1	2	3	4	5	6	7	8	9	AB	R	H	RBI	BB	SO	LOB	TOP						
<b>Del Unser, L</b> (1, 8) OBP: 0.347, SLG: 0.384	0-3 K			0-0 F7		0-0 F5		0-0 6-3		4	0	0	0	0	1	0	<b>Washington Senators @ Milwaukee Brewers</b> Milwaukee County Stadium, Milwaukee, WI Sun Aug 01 1971, 4:38 AM EDT Att: 10,032 - Unknown <a href="http://livebaseballscorecards.com">livebaseballscorecards.com</a>						
<b>Davey Nelson, R</b> (1, 5) OBP: 0.311, SLG: 0.400	0-3 K			0-0 F7		0-0 F3		0-0 6-3		4	0	0	0	0	1	0							
<b>Don Mincher, L</b> (1, 3) OBP: 0.415, SLG: 0.446	0-3 K			0-0 HR	1B	0-0 BB		0-0 F8		4	1	2	0	0	1	0							
<b>Frank Howard, R</b> (1, 7) OBP: 0.384, SLG: 0.511 <b>Elliott Maddox, R</b> (9, PR) OBP: 0.301, SLG: 0.247		0-0 6-3		0-0 HR		4-0 BB		4-0 G6-3	BB	2	1	1	2	2	0	0							
<b>Larry Bittner, L</b> (1, 9) OBP: 0.333, SLG: 0.309	0-0 F8			0-0 G3		0-0 1-3		0-0 G6-3	BB	4	0	0	0	0	0	3							
<b>Toby Harrah, R</b> (1, 6) OBP: 0.299, SLG: 0.285	0-3 K				0-0 4-3			0-0 F9		3	0	0	0	0	1	0							
<b>Paul Casanova, R</b> (1, 2) OBP: 0.224, SLG: 0.283			0-0 F8		0-0 1B		0-3 K			3	0	1	0	0	1	0							
<b>Tim Cullen, R</b> (1, 4) OBP: 0.249, SLG: 0.249			0-0 G6-3	1B	0-3 K		0-0 6-3			3	0	1	0	0	1	1							
<b>Bill Gogolewski, L</b> (1, 1) OBP: 0.143, SLG: 0.077 <b>Denny Riddleberger, R</b> (6, PH) OBP: 0.235, SLG: 0.421 <b>Tom McCraw, L</b> (8, PH) OBP: 0.211, SLG: 0.316 <b>Paul Lindblad, L</b> (8, 1) OBP: 0.211, SLG: 0.316			0-0 G6-3	1B	0-3 K			0-0 P6		2	0	0	0	0	1	2							
<b>Inning Stats</b>	R: 0 E: 0 K: 3 S: 9	H: 0 LOB: 0 BB: 0 P: 9	R: 0 E: 0 K: 1 S: 5	H: 0 LOB: 0 BB: 0 P: 5	R: 0 E: 0 K: 0 S: 3	H: 1 LOB: 0 BB: 0 P: 3	R: 2 E: 0 K: 0 S: 5	H: 2 LOB: 0 BB: 0 P: 5	R: 0 E: 0 K: 2 S: 8	H: 1 LOB: 1 BB: 0 P: 8	R: 0 E: 0 K: 0 S: 4	H: 0 LOB: 2 BB: 1 P: 8	R: 0 E: 0 K: 1 S: 5	H: 0 LOB: 0 BB: 0 P: 5	R: 0 E: 0 K: 0 S: 3	H: 0 LOB: 0 BB: 0 P: 3		R: 0 E: 0 K: 0 S: 2	H: 0 LOB: 1 BB: 1 P: 6	1B: 4 2B: 0 3B: 0 HR: 1	SF: 0 SAC: 0 DP: 2 HBP: 0	WP: 0 PB: 0 CS: 0	PA: 32
<b>PITCHER</b> <b>Skip Lockwood, R</b> (1, 1) ERA: 3.01	IP: 9.0 WLS: W BF: 32 H: 5 R: 2 ER: 2 SO: 7 BB: 2 IBB: 0 HBP: 0 BLK: 0 WP: 0 HR: 1 S: 44 P: 52 ERA: 2.00 WHIP: 0.778											<b>PITCHER</b>	IP: 9.0 WLS: W BF: 32 H: 5 R: 2 ER: 2 SO: 7 BB: 2 IBB: 0 HBP: 0 BLK: 0 WP: 0 HR: 1 S: 44 P: 52 ERA: 2.00 WHIP: 0.778										

Batter	1	2	3	4	5	6	7	8	9	AB	R	H	RBI	BB	SO	LOB	BOTTOM						
<b>Tommy Harper, R</b> (1, 7) OBP: 0.313, SLG: 0.375	0-0 E 1B		4-0 SH2-4 BB		0-0 4-3		0-0 5-3			3	1	1	0	1	0	0	<b>Washington Senators @ Milwaukee Brewers</b> Milwaukee County Stadium, Milwaukee, WI Sun Aug 01 1971, 4:38 AM EDT Att: 10,032 - Unknown <a href="http://livebaseballscorecards.com">livebaseballscorecards.com</a>						
<b>Ron Theobald, R</b> (1, 4) OBP: 0.358, SLG: 0.330	0-0 E6 F8 1B		0-0 SH2-4 1-2		0-0 1B		0-0 F7			3	0	2	0	0	0	0							
<b>Dave May, L</b> (1, 9) OBP: 0.353, SLG: 0.416	0-0 1-2 3-H 1B		0-0 3-1		0-0 1-3		0-0 4-3			4	0	1	1	0	0	2							
<b>John Briggs, L</b> (1, 3) OBP: 0.397, SLG: 0.464	0-0 F9		4-0 1B		0-0 HR	2B	0-0 P6			3	1	1	0	1	0	2							
<b>Bobby Mitchell, R</b> (1, 8) OBP: 0.308, SLG: 0.583	0-0 F8 2-3		0-0 F7		0-0 HR	HR	0-0 5-3			4	1	1	2	0	0	4							
<b>Tom Matchick, L</b> (1, 5) OBP: 0.313, SLG: 0.375	0-0 F3		0-0 F7		0-0 F9		0-0 F9			3	0	0	0	0	0	2							
<b>Paul Ratliff, L</b> (1, 2) OBP: 0.205, SLG: 0.347 <b>Ellie Rodriguez, R</b> (6, PH) OBP: 0.277, SLG: 0.215 <b>Bob Heise, R</b> (1, 6) OBP: 0.225, SLG: 0.232		0-3 K		0-3 K		0-0 G3		0-0 5-3		2	0	0	0	0	2	0							
<b>Skip Lockwood, R</b> (1, 1) OBP: 0.186, SLG: 0.128	0-0 F8		0-0 F7		0-3 K					1	0	0	0	0	0	0							
<b>Inning Stats</b>	R: 1 E: 1 K: 0 S: 6	H: 3 LOB: 2 BB: 0 P: 6	R: 0 E: 0 K: 1 S: 5	H: 0 LOB: 0 BB: 0 P: 5	R: 0 E: 0 K: 1 S: 5	H: 0 LOB: 2 BB: 2 P: 11	R: 0 E: 0 K: 1 S: 5	H: 0 LOB: 0 BB: 0 P: 5	R: 0 E: 0 K: 0 S: 4	H: 1 LOB: 1 BB: 0 P: 4	R: 2 E: 0 K: 0 S: 5	H: 2 LOB: 0 BB: 0 P: 5	R: 0 E: 0 K: 1 S: 5	H: 0 LOB: 0 BB: 0 P: 5	R: 0 E: 0 K: 0 S: 3	H: 0 LOB: 0 BB: 0 P: 3		1B: 3 2B: 2 3B: 0 HR: 1	SF: 0 SAC: 1 DP: 0 HBP: 0	WP: 0 PB: 0 CS: 0	PA: 32		
<b>PITCHER</b> <b>Bill Gogolewski, R</b> (1, 1) ERA: 2.84 <b>Denny Riddleberger, L</b> (6, 1) ERA: 3.96 <b>Paul Lindblad, L</b> (8, 1) ERA: 2.5	IP: 5.0 WLS: L BF: 23 H: 6 R: 3 ER: 3 SO: 2 BB: 3 IBB: 0 HBP: 0 BLK: 0 WP: 0 HR: 1 S: 25 P: 33 ERA: 5.40 WHIP: 1.400											<b>PITCHER</b>	IP: 5.0 WLS: L BF: 23 H: 6 R: 3 ER: 3 SO: 2 BB: 3 IBB: 0 HBP: 0 BLK: 0 WP: 0 HR: 1 S: 25 P: 33 ERA: 5.40 WHIP: 1.400										



Batter	1	2	3	4	5	6	7	8	9	AB	R	H	RBI	BB	SO	LOB	TOP			
<b>Del Unser, L</b> OBP: 0.344, SLG: 0.375 (1, 8)	4-3	K			5-3			F2	FC5-6 1B S	5	0	0	0	0	1	4	<b>Washington Senators @ Detroit Tigers</b> Tiger Stadium, Detroit, MI Tue Aug 03 1971, 7:05 PM EDT Att: 22,171 - Unknown <a href="http://livebaseballscorecards.com">livebaseballscorecards.com</a>			
<b>Davey Nelson, R</b> OBP: 0.324, SLG: 0.398 (1, 5)	BB		6-3		6-3			CS 1B	BB FC5-2 1-3 3-H 1B	4	0	2	1	1	0	0				
<b>Don Mincher, L</b> OBP: 0.412, SLG: 0.441 <b>Elliott Maddox, R</b> OBP: 0.300, SLG: 0.246 (9, PR) (9, 8)	FC1-6-4 BB 1-2		3-1		4-3			BB BB 1-2	FC5-2 BB 1-2	4	0	0	0	0	1	0		3		
<b>Frank Howard, R</b> OBP: 0.387, SLG: 0.513 <b>Lenny Randle, S</b> OBP: 0.313, SLG: 0.347 <b>Casey Cox, R</b> OBP: 0.115, SLG: 0.080 (9, PR) (9, 1)	BB BB BB 1-2		HR			L8		FC6-4 BB 1-2	BB BB 1-2 2-3 BB	2	1	1	1	3	0	0				
<b>Dick Billings, R</b> OBP: 0.293, SLG: 0.344 (1, 2)	F8		5-3			L3		FC6-4 BB 1-2	BB BB 1-2 2-3 BB	5	0	0	0	0	1	7				
<b>Bernie Allen, L</b> OBP: 0.349, SLG: 0.375 <b>Toby Harrah, R</b> OBP: 0.298, SLG: 0.284 (9, PR) (9, 6)		BB BB BB 1B BB			P4				BB BB 1B 1B	3	0	1	0	1	0	0				
<b>Tom McCraw, L</b> OBP: 0.288, SLG: 0.427 (1, 9) (9, 3)			F5					K	BB BB 1B BB 1B	4	1	2	0	0	1	0				
<b>Tim Cullen, R</b> OBP: 0.252, SLG: 0.256 (1, 6) (9, 4)			P1					6-3	BB BB 1B BB 1B	4	1	2	1	0	0	2				
<b>Denny McLain, R</b> OBP: 0.098, SLG: 0.125 <b>Jeff Burroughs, R</b> OBP: 0.333, SLG: 0.389 (9, PH) (9, 7)			K		4-3			L9	FC5-6 E BB BB 1B 1B	3	0	0	0	0	1	3				
<b>Inning Stats</b>	R: 0 E: 0 K: 1 S: 3	H: 0 LOB: 2 BB: 2 P: 11	R: 0 E: 0 K: 2 S: 8	H: 1 LOB: 2 BB: 1 P: 12	R: 1 E: 0 K: 0 S: 4	H: 1 LOB: 0 BB: 0 P: 4	R: 0 E: 0 K: 0 S: 4	H: 1 LOB: 1 BB: 0 P: 4	R: 0 E: 0 K: 1 S: 5	H: 0 LOB: 0 BB: 0 P: 3	R: 0 E: 0 K: 1 S: 5	H: 0 LOB: 0 BB: 0 P: 5	R: 0 E: 0 K: 0 S: 3	H: 1 LOB: 2 BB: 2 P: 11	R: 3 E: 1 K: 1 S: 10	H: 4 LOB: 3 BB: 1 P: 14	1B: 5 2B: 2 3B: 0 HR: 1	SF: 0 SAC: 0 DP: 0 HBP: 0	WP: 0 PB: 0 SB: 1 CS: 1	PA: 41
<b>PITCHER</b>	IP WLS BF H R ER SO	IP WLS BF H R ER SO	IP WLS BF H R ER SO	IP WLS BF H R ER SO	IP WLS BF H R ER SO	IP WLS BF H R ER SO	IP WLS BF H R ER SO	IP WLS BF H R ER SO	IP WLS BF H R ER SO	IP WLS BF H R ER SO	IP WLS BF H R ER SO	IP WLS BF H R ER SO	IP WLS BF H R ER SO	IP WLS BF H R ER SO	IP WLS BF H R ER SO	IP WLS BF H R ER SO	ERA WHIP	ERA WHIP		
<b>Joe Niekro, R</b> ERA: 4.83	8.0	L	34	6	4	4	3	5	0	0	0	0	0	0	0	0	0	4.50	1.375	
<b>Tom Timmermann, R</b> ERA: 3.51	0.0		2	1	0	0	0	0	0	0	0	0	0	0	0	2	2	∞	∞	
<b>Fred Scherman, L</b> ERA: 2.59	0.2		4	1	0	0	0	1	0	0	0	0	0	0	3	7	0.00	3.000		
<b>Dean Chance, R</b> ERA: 3.34	0.1		1	0	0	0	1	0	0	0	0	0	0	0	3	3	0.00	0.000		

Batter	1	2	3	4	5	6	7	8	9	AB	R	H	RBI	BB	SO	LOB	BOTTOM					
<b>Dick McAuliffe, L</b> OBP: 0.280, SLG: 0.348 (1, 4)	L9		F5					F7	G3	5	0	1	1	0	0	3	<b>Washington Senators @ Detroit Tigers</b> Tiger Stadium, Detroit, MI Tue Aug 03 1971, 7:05 PM EDT Att: 22,171 - Unknown <a href="http://livebaseballscorecards.com">livebaseballscorecards.com</a>					
<b>Al Kaline, R</b> OBP: 0.427, SLG: 0.438 (1, 9)	F3			L9	L6			L5-3		4	0	0	0	0	0	1						
<b>Gates Brown, L</b> OBP: 0.462, SLG: 0.617 (1, 7)	K			G1	4-3			BB 1B		4	0	1	0	0	1	2						
<b>Jim Northrup, L</b> OBP: 0.370, SLG: 0.476 (1, 3)		F7			BB 2B			F8		4	1	2	0	0	0	1						
<b>Bill Freehan, R</b> OBP: 0.344, SLG: 0.456 (1, 2)		BB BB BB 4-3 PB BB			BB BB BB 2H 1B			F8	F8	3	0	1	1	1	0	1						
<b>Kevin Collins, L</b> OBP: 0.258, SLG: 0.452 <b>Aurelio Rodriguez, R</b> OBP: 0.278, SLG: 0.388 (1, 5) (8, 5)					BB BB BB 4-3 K			P6		3	0	0	0	0	1	2						
<b>Mickey Stanley, R</b> OBP: 0.325, SLG: 0.358 (1, 8)								P6		1	0	0	0	0	0	0						
<b>Ed Brinkman, R</b> OBP: 0.286, SLG: 0.274 <b>Dalton Jones, L</b> OBP: 0.315, SLG: 0.405 (9, PH) (9, 1)								6-3		4	0	0	0	0	0	1						
<b>Joe Niekro, R</b> OBP: 0.273, SLG: 0.292 <b>Tom Timmermann, R</b> OBP: 0.200, SLG: 0.111 <b>Fred Scherman, L</b> OBP: 0.333, SLG: 0.287 <b>Dean Chance, R</b> OBP: 0.278, SLG: 0.388 <b>Norm Cash, L</b> OBP: 0.375, SLG: 0.560 <b>Ike Brown, R</b> OBP: 0.300, SLG: 0.500 (1, 1) (9, 1) (9, 1) (9, 1) (9, PH) (9, PH)								6-3		1	0	0	0	0	0	0						
<b>Inning Stats</b>	R: 0 E: 0 K: 1 S: 5	H: 0 LOB: 0 BB: 0 P: 5	R: 0 E: 0 K: 0 S: 3	H: 0 LOB: 1 BB: 1 P: 7	R: 0 E: 0 K: 0 S: 3	H: 0 LOB: 0 BB: 0 P: 3	R: 1 E: 0 K: 1 S: 7	H: 2 LOB: 1 BB: 0 P: 7	R: 1 E: 1 K: 0 S: 5	H: 1 LOB: 2 BB: 1 P: 9	R: 0 E: 0 K: 0 S: 3	H: 1 LOB: 0 BB: 0 P: 3	R: 0 E: 0 K: 0 S: 4	H: 1 LOB: 1 BB: 0 P: 4	R: 0 E: 0 K: 0 S: 4	H: 1 LOB: 1 BB: 0 P: 4	R: 0 E: 0 K: 0 S: 5	H: 2 LOB: 2 BB: 0 P: 5	1B: 6 2B: 2 3B: 0 HR: 0	SF: 0 SAC: 2 DP: 0 HBP: 0	WP: 0 PB: 1 SB: 0 CS: 0	PA: 37
<b>PITCHER</b>	IP WLS BF H R ER SO	IP WLS BF H R ER SO	IP WLS BF H R ER SO	IP WLS BF H R ER SO	IP WLS BF H R ER SO	IP WLS BF H R ER SO	IP WLS BF H R ER SO	IP WLS BF H R ER SO	IP WLS BF H R ER SO	IP WLS BF H R ER SO	IP WLS BF H R ER SO	IP WLS BF H R ER SO	IP WLS BF H R ER SO	IP WLS BF H R ER SO	IP WLS BF H R ER SO	IP WLS BF H R ER SO	ERA WHIP	ERA WHIP				
<b>Denny McLain, R</b> ERA: 4.35	8.0	W	32	6	2	2	2	2	0	0	0	0	0	0	0	0	2.25	1.000				
<b>Casey Cox, R</b> ERA: 3.06	1.0	S	5	2	0	0	0	0	0	0	0	5	5	0.00	2.000							



Batter	1	2	3	4	5	6	7	8	9	AB	R	H	RBI	BB	SO	LOB	TOP			
Davey Nelson, R OBP: 0.336, SLG: 0.409	0-0 L4-3 WP 1B		0-0 S 1B		0-3 K		0-0 1B			4	0	3	0	0	1	0	Washington Senators @ Detroit Tigers Tiger Stadium, Detroit, MI Wed Aug 04 1971, 7:05 PM EDT Att: 30,410 - Unknown			
Toby Harrah, R OBP: 0.294, SLG: 0.280	0-0 L4-3		0-3 K		0-0 L6-3		0-0 L5-3			4	0	0	0	0	1	3				
Frank Howard, R OBP: 0.385, SLG: 0.509	4-0 L6-4-3 BB		0-3 K		0-0 F8			0-0 L5-3		3	0	0	0	1	1	1				
Dick Billings, R OBP: 0.293, SLG: 0.347	0-0 L6-4-3			0-0 E 1B 2B		0-3 K		0-3 K		4	1	1	0	0	2	2				
Jeff Burroughs, R OBP: 0.320, SLG: 0.409		0-3 K		0-0 E4 SH1-3 1B 2-3		0-0 2B		0-0 L3		4	0	1	0	0	1	1				
Paul Casanova, R OBP: 0.223, SLG: 0.281		0-3 K		0-0 SH1-3 1B		0-0 F7		0-0 L6-3		4	0	1	1	0	1	1				
Del Unser, L OBP: 0.344, SLG: 0.375		0-0 S 1B		0-0 SH1-3		0-3 K		0-0 F8		3	0	1	0	0	1	1				
Tim Cullen, R OBP: 0.249, SLG: 0.252		0-3 K		0-3 K			0-3 K		0-3 K	4	0	0	0	0	4	3				
Dick Bosman, R OBP: 0.226, SLG: 0.130			0-3 K	0-3 K			0-0 F8			3	0	0	0	0	2	2				
<b>Inning Stats</b>	R: 0 E: 0 K: 0 S: 3	H: 1 LOB: 1 BB: 1 P: 7	R: 0 E: 0 K: 3 S: 10	H: 1 LOB: 1 BB: 0 P: 10	R: 0 E: 0 K: 2 S: 10	H: 2 LOB: 2 BB: 0 P: 10	R: 0 E: 0 K: 1 S: 5	H: 0 LOB: 0 BB: 0 P: 5	R: 0 E: 0 K: 2 S: 8	H: 1 LOB: 1 BB: 0 P: 8	R: 0 E: 0 K: 1 S: 6	H: 1 LOB: 1 BB: 0 P: 6	R: 0 E: 0 K: 1 S: 5	H: 0 LOB: 0 BB: 0 P: 5	R: 0 E: 0 K: 1 S: 5	H: 0 LOB: 0 BB: 0 P: 5	1B: 5 2B: 2 3B: 0 HR: 0	SF: 0 SAC: 1 DP: 1 HBP: 0	WP: 1 PB: 0 CS: 0	PA: 35
<b>PITCHER</b> Mickey Lolich, L ERA: 2.97	IP: 9.0 WLS: W BF: 35 H: 7 R: 1 ER: 1 SO: 14 BB: 1 IBB: 0 HBP: 0 BLK: 0 WP: 1 HR: 0 S: 62 P: 66 ERA: 1.00 WHIP: 0.889															<b>PITCHER</b>				

AB	33
R	1
H	7
RBI	1
BB	1
SO	14
LOB	14



Batter	1	2	3	4	5	6	7	8	9	AB	R	H	RBI	BB	SO	LOB	BOTTOM			
Dick McAuliffe, L OBP: 0.277, SLG: 0.343	0-0 4-3		0-0 4-3		0-0 3-1			0-0 P4		4	0	0	0	0	0	0	Washington Senators @ Detroit Tigers Tiger Stadium, Detroit, MI Wed Aug 04 1971, 7:05 PM EDT Att: 30,410 - Unknown			
Al Kaline, R OBP: 0.432, SLG: 0.460	0-0 1B 3B		0-0 HR		1-0 G4-6-3 HBP					2	2	2	1	0	0	0				
Gates Brown, L OBP: 0.447, SLG: 0.595	0-0 G3		0-0 3-1		0-0 G4-6-3 1-2		0-0 4-3			3	0	0	0	0	0	2				
Willie Horton, R OBP: 0.344, SLG: 0.480	0-0 1B 3-H		0-0 F8		0-0 4-3					3	0	1	1	0	0	0				
Jim Northrup, L OBP: 0.373, SLG: 0.476	0-0 1B		0-0 F8		0-0 5-3		4-0 G4-6-3 BB			2	0	1	0	1	0	0				
Aurelio Rodriguez, R OBP: 0.276, SLG: 0.365	0-0 F8		0-0 6-3		0-0 5-3		0-0 G4-6-3 1-2		0-0 F7	3	0	0	0	0	0	3				
Jim Price, R OBP: 0.333, SLG: 0.350		0-0 F9		0-0 5-3			0-0 F7			3	0	0	0	0	0	0				
Ed Brinkman, R OBP: 0.284, SLG: 0.271		0-0 F9		0-0 5-3			0-0 1-3			3	0	0	0	0	0	0				
Mickey Lolich, S OBP: 0.228, SLG: 0.101		0-3 K		0-3 K			0-3 K			3	0	0	0	0	3	0				
<b>Inning Stats</b>	R: 1 E: 0 K: 0 S: 6	H: 3 LOB: 2 BB: 0 P: 6	R: 0 E: 0 K: 1 S: 5	H: 0 LOB: 0 BB: 0 P: 5	R: 1 E: 0 K: 0 S: 4	H: 1 LOB: 0 BB: 0 P: 4	R: 0 E: 0 K: 0 S: 3	H: 0 LOB: 0 BB: 0 P: 3	R: 0 E: 0 K: 1 S: 5	H: 0 LOB: 0 BB: 0 P: 5	R: 0 E: 0 K: 0 S: 2	H: 0 LOB: 0 BB: 1 P: 6	R: 0 E: 0 K: 1 S: 5	H: 0 LOB: 0 BB: 0 P: 5	R: 0 E: 0 K: 1 S: 5	H: 0 LOB: 0 BB: 0 P: 5	1B: 2 2B: 0 3B: 1 HR: 1	SF: 0 SAC: 0 DP: 2 HBP: 1	WP: 0 PB: 0 CS: 0	PA: 28
<b>PITCHER</b> Dick Bosman, R ERA: 3.87	IP: 8.0 WLS: L BF: 28 H: 4 R: 2 ER: 2 SO: 3 BB: 1 IBB: 0 HBP: 1 BLK: 0 WP: 0 HR: 1 S: 32 P: 37 ERA: 2.25 WHIP: 0.625															<b>PITCHER</b>				





Batter	1	2	3	4	5	6	7	8	9	AB	R	H	RBI	BB	SO	LOB	TOP					
<b>Ted Uhlhaender, L</b> (1, 8) OBP: 0.329, SLG: 0.306										5	1	2	0	0	0	1						
<b>Vada Pinson, L</b> (1, 9) OBP: 0.294, SLG: 0.365										4	1	1	0	0	0	1						
<b>Chris Chambliss, L</b> (1, 3) OBP: 0.360, SLG: 0.418										4	0	1	1	0	0	1						
<b>Graig Nettles, L</b> (1, 5) OBP: 0.369, SLG: 0.465										4	0	1	1	0	1	1						
<b>Frank Baker, L</b> (1, 7) OBP: 0.270, SLG: 0.341										3	0	1	0	1	0	0						
<b>Ray Fosse, R</b> (1, 2) OBP: 0.310, SLG: 0.345										4	0	1	0	0	1	4						
<b>John Lowenstein, L</b> (1, 4) OBP: 0.276, SLG: 0.325										4	1	1	0	0	0	5						
<b>Eddie Leon, R</b> (1, 6) OBP: 0.313, SLG: 0.327										4	0	1	1	0	1	2						
<b>Steve Hargan, R</b> (1, 1) OBP: 0.074, SLG: 0.074										2	0	0	0	0	2	0						
<b>Mark Ballinger, R</b> (4, 1) ERA: 6.87										0	0	0	0	0	0	0						
<b>Roy Foster, R</b> (7, PR) ERA: 5.09										0	0	0	0	0	0	0						
<b>Rick Austin, L</b> (7, 1) ERA: 5.09										0	0	0	0	0	0	0						
<b>Ray Lamb, R</b> (7, 1) ERA: 2.98										0	0	0	0	0	1	1						
<b>Chuck Hinton, R</b> (9, PR) ERA: 2.98										1	0	0	0	0	0	1						
<b>Inning Stats</b>	R: 0 E: 0 K: 1 S: 6	H: 1 LOB: 1 BB: 0 P: 6	R: 0 E: 0 K: 1 S: 6	H: 1 LOB: 1 BB: 0 P: 6	R: 2 E: 0 K: 1 S: 9	H: 4 LOB: 3 BB: 1 P: 13	R: 0 E: 0 K: 1 S: 5	H: 0 LOB: 0 BB: 0 P: 5	R: 0 E: 0 K: 0 S: 3	H: 0 LOB: 0 BB: 0 P: 3	R: 0 E: 0 K: 0 S: 4	H: 1 LOB: 1 BB: 0 P: 4	R: 0 E: 0 K: 0 S: 3	H: 0 LOB: 0 BB: 0 P: 3	R: 0 E: 0 K: 0 S: 3	H: 0 LOB: 0 BB: 0 P: 3	R: 1 E: 0 K: 2 S: 9	H: 2 LOB: 1 BB: 0 P: 9	1B: 7 2B: 1 3B: 1 HR: 0	SF: 0 SAC: 0 DP: 0 HBP: 0	WP: 0 PB: 0 SB: 0 CS: 0	PA: 37
<b>PITCHER</b>	IP: 9.0 WLS: W BF: 37 H: 9 R: 3 ER: 3 SO: 6 BB: 0 IBB: 1 HBP: 0 BLK: 0 WP: 0 HR: 0 S: 48 P: 52 ERA: 3.00 WHIP: 1.000																					

Cleveland Indians @ Washington Senators  
Robert F. Kennedy Memorial Stadium, Washington, DC  
Fri Aug 06 1971, 7:05 PM EDT  
Att: 8,211 - Unknown

AB 36  
R 3  
H 9  
RBI 3  
BB 1  
SO 6  
LOB 16



Batter	1	2	3	4	5	6	7	8	9	AB	R	H	RBI	BB	SO	LOB	BOTTOM			
<b>Del Unser, L</b> (1, 8) OBP: 0.343, SLG: 0.369										4	0	0	0	1	1	3				
<b>Davey Nelson, R</b> (1, 5) OBP: 0.329, SLG: 0.397										5	1	2	2	0	0	0				
<b>Don Mincher, L</b> (1, 3) OBP: 0.414, SLG: 0.444										4	0	0	0	0	1	3				
<b>Frank Howard, R</b> (1, 7) OBP: 0.383, SLG: 0.501										3	0	0	0	1	1	0				
<b>Elliott Maddox, R</b> (7, PR) ERA: 5.09										0	1	0	0	0	0	0				
<b>Tom McCraw, L</b> (1, 9) OBP: 0.288, SLG: 0.419										2	1	0	1	0	1	0				
<b>Bernie Allen, L</b> (1, 4) OBP: 0.369, SLG: 0.392										4	2	3	0	0	0	0				
<b>Tim Cullen, R</b> (7, PR) ERA: 5.09										0	0	0	0	0	0	0				
<b>Paul Casanova, R</b> (1, 2) OBP: 0.231, SLG: 0.298										3	1	2	2	1	1	2				
<b>Toby Harrah, R</b> (1, 6) OBP: 0.299, SLG: 0.283										4	1	2	1	0	0	3				
<b>Bill Gogolewski, L</b> (1, 1) OBP: 0.188, SLG: 0.071										1	0	0	0	1	1	0				
<b>Inning Stats</b>	R: 0 E: 0 K: 0 S: 3	H: 0 LOB: 0 BB: 0 P: 3	R: 2 E: 0 K: 1 S: 8	H: 3 LOB: 2 BB: 1 P: 12	R: 0 E: 0 K: 0 S: 3	H: 0 LOB: 0 BB: 0 P: 3	R: 3 E: 0 K: 1 S: 8	H: 3 LOB: 2 BB: 1 P: 13	R: 0 E: 0 K: 1 S: 5	H: 0 LOB: 0 BB: 0 P: 5	R: 0 E: 0 K: 0 S: 3	H: 0 LOB: 1 BB: 1 P: 7	R: 2 E: 0 K: 1 S: 8	H: 3 LOB: 2 BB: 1 P: 12	R: 0 E: 0 K: 2 S: 7	H: 0 LOB: 0 BB: 0 P: 7	1B: 8 2B: 0 3B: 0 HR: 1	SF: 1 SAC: 2 DP: 0 HBP: 1	WP: 0 PB: 0 SB: 0 CS: 0	PA: 38
<b>PITCHER</b>	IP: 3.2 WLS: L BF: 20 H: 6 R: 5 ER: 5 SO: 2 BB: 1 IBB: 1 HBP: 0 BLK: 0 WP: 0 HR: 1 S: 21 P: 30 ERA: 12.27 WHIP: 1.909																			

Cleveland Indians @ Washington Senators  
Robert F. Kennedy Memorial Stadium, Washington, DC  
Fri Aug 06 1971, 7:05 PM EDT  
Att: 8,211 - Unknown

AB 30  
R 7  
H 9  
RBI 6  
BB 4  
SO 6  
LOB 11



Batter	1	2	3	4	5	6	7	8	9	AB	R	H	RBI	BB	SO	LOB	TOP						
Ted Uhlhaender, L (1, 8) OBP: 0.328, SLG: 0.306	E5 G3 1B		FC4-6 1B		L5			5-3		4	0	1	0	0	0	0	<b>Cleveland Indians @ Washington Senators</b> Robert F. Kennedy Memorial Stadium, Washington, DC Sat Aug 07 1971, 7:05 PM EDT Att: 5,202 - Unknown						
Vada Pinson, L (1, 9) OBP: 0.293, SLG: 0.364	G3 1-2 1B		FC4-6 1B		F8			F8		4	0	1	0	0	0	1							
Chris Chambliss, L (1, 3) OBP: 0.362, SLG: 0.419	K		1-2 1B		WP 1B			F7		4	0	2	0	0	1	2							
Graig Nettles, L (1, 5) OBP: 0.368, SLG: 0.462	G3 1-2 2-3		K		F7			HBP		3	0	0	0	0	1	5							
Frank Baker, L (1, 7) OBP: 0.270, SLG: 0.338	6-3			CS 1B				P4		4	0	1	0	0	1	4							
Ray Fosse, R (1, 2) OBP: 0.307, SLG: 0.341		6-3		1-2 K				F8		4	0	0	0	0	2	2							
John Lowenstein, L (1, 4) OBP: 0.267, SLG: 0.313		F8		K				4-3		3	0	0	0	0	1	0							
Eddie Leon, R (1, 6) OBP: 0.310, SLG: 0.324					4-3					3	0	0	0	0	0	0							
Kurt Bevacqua, R (7, 6) OBP: 0.202, SLG: 0.228		6-3						3-1		0	0	0	0	0	0	0							
Mike Paul, L (1, 1) Ed Farmer, R (4, 1) Ray Lamb, R (4, 1) Gomer Hodge, S (8, FH) Phil Hennigan, R (8, 1)			K					K		1	0	0	0	0	1	0							
<b>Inning Stats</b>	R: 0 E: 1 K: 1 S: 7	H: 1 LOB: 2 BB: 0 P: 7	R: 0 E: 0 K: 0 S: 3	H: 0 LOB: 0 BB: 0 P: 3	R: 0 E: 0 K: 2 S: 9	H: 2 LOB: 2 BB: 0 P: 9	R: 0 E: 0 K: 2 S: 7	H: 1 LOB: 0 BB: 0 P: 7	R: 0 E: 0 K: 1 S: 5	H: 0 LOB: 0 BB: 0 P: 5	R: 0 E: 0 K: 1 S: 6	H: 1 LOB: 1 BB: 0 P: 6	R: 0 E: 0 K: 0 S: 3	H: 0 LOB: 0 BB: 0 P: 3	R: 0 E: 0 K: 1 S: 5	H: 0 LOB: 0 BB: 0 P: 5	R: 0 E: 0 K: 1 S: 5	H: 0 LOB: 1 BB: 0 P: 6	1B: 5 2B: 0 3B: 0 HR: 0	SF: 0 SAC: 0 DP: 0 HBP: 1	WP: 1 PB: 0 SB: 0 CS: 1	PA: 33	
<b>PITCHER</b> Pete Broberg, R (1, 1) ERA: 3.28	IP: 9.0 WLS: W BF: 33 H: 5 R: 0 ER: 0 SO: 9 BB: 0 IBB: 0 HBP: 1 BLK: 0 WP: 1 HR: 0 S: 50 P: 51 ERA: 0.00 WHIP: 0.556											<b>PITCHER</b>	IP: 9.0 WLS: W BF: 33 H: 5 R: 0 ER: 0 SO: 9 BB: 0 IBB: 0 HBP: 1 BLK: 0 WP: 1 HR: 0 S: 50 P: 51 ERA: 0.00 WHIP: 0.556										

Batter	1	2	3	4	5	6	7	8	9	AB	R	H	RBI	BB	SO	LOB	BOTTOM						
Del Unser, L (1, 9) OBP: 0.342, SLG: 0.367	K		4-3	1-3 1B		F7		4-3		5	0	1	1	0	1	1	<b>Cleveland Indians @ Washington Senators</b> Robert F. Kennedy Memorial Stadium, Washington, DC Sat Aug 07 1971, 7:05 PM EDT Att: 5,202 - Unknown						
Lenny Randle, S (1, 4) OBP: 0.304, SLG: 0.336	K		4-3	1-3 1B		K				4	0	0	0	0	2	2							
Frank Howard, R (1, 3) OBP: 0.382, SLG: 0.497	K		1-3	4-0 IBB		F3				3	0	0	0	1	1	0							
Tom McCraw, L (9, 3) OBP: 0.288, SLG: 0.419	K		1-3							0	0	0	0	0	0	0							
Jeff Burroughs, R (1, 7) OBP: 0.333, SLG: 0.444		4-3 1B 2B		1B F5				6-3		4	2	2	0	0	0	3							
Davey Nelson, R (1, 5) OBP: 0.327, SLG: 0.400		4-3 2-3		1B F3				6-3		4	1	1	0	0	0	4							
Paul Casanova, R (1, 2) OBP: 0.236, SLG: 0.301		1B SF9 1B		BB 1B 1B				F9		4	2	2	3	0	0	0							
Elliott Maddox, R (1, 8) OBP: 0.311, SLG: 0.253		3-H SF9 1B		BB 1B 1B		F8		BB		3	1	2	0	1	0	0							
Toby Harrah, R (1, 6) OBP: 0.302, SLG: 0.288		SF9		1B 1B BB				F8		2	1	1	1	1	0	1							
Pete Broberg, R (1, 1) OBP: 0.050, SLG: 0.050		3-H K		1-3 1B 1B		F9		K		4	0	1	2	0	2	3							
<b>Inning Stats</b>	R: 0 E: 0 K: 3 S: 9	H: 0 LOB: 0 BB: 0 P: 9	R: 2 E: 0 K: 1 S: 8	H: 3 LOB: 1 BB: 0 P: 8	R: 0 E: 0 K: 0 S: 3	H: 0 LOB: 0 BB: 0 P: 3	R: 5 E: 0 K: 0 S: 9	H: 6 LOB: 3 BB: 2 P: 17	R: 0 E: 0 K: 0 S: 4	H: 1 LOB: 1 BB: 0 P: 4	R: 0 E: 0 K: 1 S: 5	H: 0 LOB: 0 BB: 0 P: 5	R: 0 E: 0 K: 0 S: 3	H: 0 LOB: 0 BB: 0 P: 3	R: 0 E: 0 K: 1 S: 5	H: 0 LOB: 1 BB: 1 P: 9	1B: 7 2B: 3 3B: 0 HR: 0	SF: 1 SAC: 0 DP: 0 HBP: 0	WP: 0 PB: 0 SB: 0 CS: 0	PA: 37			
<b>PITCHER</b> Mike Paul, L (1, 1) ERA: 5.79 Ed Farmer, R (4, 1) Ray Lamb, R (4, 1) Phil Hennigan, R (8, 1) ERA: 4.45	IP: 3.0 WLS: L BF: 15 H: 6 R: 5 ER: 5 SO: 4 BB: 0 IBB: 0 HBP: 0 BLK: 0 WP: 0 HR: 0 S: 23 P: 23 ERA: 15.00 WHIP: 2.000											<b>PITCHER</b>	IP: 3.0 WLS: L BF: 15 H: 6 R: 5 ER: 5 SO: 4 BB: 0 IBB: 0 HBP: 0 BLK: 0 WP: 0 HR: 0 S: 23 P: 23 ERA: 15.00 WHIP: 2.000										

Batter	1	2	3	4	5	6	7	8	9	AB	R	H	RBI	BB	SO	LOB	TOP					
Ted Uhlhaender, L (1, 7) OBP: 0.326, SLG: 0.304	E4 G4-3		FC4-6 1-2		F7		PB 2B 1B	G6-3 1-2		5	1	1	1	0	0	6	<b>Cleveland Indians @ Washington Senators</b> Robert F. Kennedy Memorial Stadium, Washington, DC Sun Aug 08 1971, 3:33 AM EDT Att: 13,921 - Unknown					
Vada Pinson, L (1, 8) OBP: 0.292, SLG: 0.364	G4-3 1-2		K			1B 2B	F7		K	5	1	1	0	0	2	4						
Chris Chambliss, L (1, 3) OBP: 0.366, SLG: 0.424	K			F8		1-3 1B 2H	1-3 1B 1H		BB	4	1	2	2	1	1	0						
Graig Nettles, L (1, 5) OBP: 0.366, SLG: 0.459		F7		G4-6-3 1B		1-3 1-2	F9		F9	5	0	1	0	0	0	3						
Frank Baker, L (1, 9) OBP: 0.267, SLG: 0.333	P4		G4-6-3 1-2		F7			SH5-4 1B	P4	5	1	1	0	0	0	3						
John Lowenstein, L (1, 4) OBP: 0.289, SLG: 0.313	L3				G3			SH5-4 1-2		3	0	1	1	0	0	0						
Ken Suarez, R (1, 2) OBP: 0.311, SLG: 0.290			SH1-3 1B		P6		F9		1B SH 1B	4	1	2	1	0	0	1						
Eddie Leon, R (1, 6) OBP: 0.316, SLG: 0.326		SH1-3							SH 1B	1	1	1	0	2	0	0						
Steve Dunning, R (1, 1) OBP: 0.229, SLG: 0.273									SH	0	0	0	0	2	0	0						
Phil Hennigan, R (7, 1)			FC4-6 BB						SH G6-3	0	0	0	1	0	0	0						
<b>Inning Stats</b>	R: 0 E: 1 K: 1 S: 5	H: 0 LOB: 0 BB: 0 P: 5	R: 0 E: 0 K: 0 S: 3	H: 0 LOB: 0 BB: 0 P: 3	R: 0 E: 0 K: 1 S: 6	H: 1 LOB: 2 BB: 1 P: 10	R: 0 E: 0 K: 0 S: 3	H: 1 LOB: 0 BB: 0 P: 3	R: 0 E: 0 K: 0 S: 3	H: 0 LOB: 0 BB: 0 P: 11	R: 2 E: 0 K: 0 S: 6	H: 3 LOB: 1 BB: 0 P: 6	R: 2 E: 0 K: 0 S: 5	H: 2 LOB: 1 BB: 1 P: 9	R: 2 E: 0 K: 0 S: 6	H: 3 LOB: 1 BB: 0 P: 6	R: 0 E: 0 K: 1 S: 5	H: 0 LOB: 1 BB: 1 P: 9	1B: 8 2B: 2 3B: 0 HR: 0	SF: 0 SAC: 4 DP: 3 HBP: 0	WP: 0 PB: 1 SB: 0 CS: 0	PA: 41
<b>PITCHER</b>	IP WLS BF H R ER SO BB IBB HBP BLK WP HR S P ERA WHIP																					
Denny McLain, R (1, 1) ERA: 4.34	6.2 L 30 7 4 3 2 4 0 0 0 0 0 0 30 46 4.05 1.650																					
Denny Riddleberger, L (7, 1) ERA: 3.96	0.1 1 0 0 0 0 0 0 0 0 0 0 0 1 1 0.00 0.000																					
Paul Lindblad, L (8, 1) ERA: 2.98	2.0 10 3 2 2 1 1 0 0 0 0 0 0 11 15 9.00 2.000																					

Batter	1	2	3	4	5	6	7	8	9	AB	R	H	RBI	BB	SO	LOB	BOTTOM					
Del Unser, L (1, 8) OBP: 0.342, SLG: 0.367	5-3		CS 1B		FC4-6 BB FC5-4		BB FC4-6 1B		F7	5	2	2	0	0	0	1	<b>Cleveland Indians @ Washington Senators</b> Robert F. Kennedy Memorial Stadium, Washington, DC Sun Aug 08 1971, 3:33 AM EDT Att: 13,921 - Unknown					
Lenny Randle, S (1, 4) OBP: 0.308, SLG: 0.331	5-3				FC5-4 BB		FC4-6 BB		6-3	2	0	0	0	2	1	1						
Paul Lindblad, L (8, 1) OBP: 0.211, SLG: 0.316			K							0	0	0	0	0	0	0						
Jeff Burroughs, R (9, PH) OBP: 0.323, SLG: 0.429										1	0	0	0	0	0	0						
Don Mincher, L (1, 3) OBP: 0.417, SLG: 0.442										1	0	0	0	3	1	0						
Elliott Maddox, R (7, PR) OBP: 0.314, SLG: 0.257										1	0	1	0	0	0	0						
Frank Howard, R (1, 7) OBP: 0.380, SLG: 0.494	K				1B F8		FC5-4 FC6-4		1B	5	0	1	2	0	1	6						
Tom McCraw, L (1, 9) OBP: 0.282, SLG: 0.409		3-1			F8		FC6-4		G3	4	0	0	0	0	0	5						
Davey Nelson, R (1, 5) OBP: 0.337, SLG: 0.405									F7	3	0	2	0	1	0	0						
Paul Casanova, R (1, 2) OBP: 0.240, SLG: 0.302		6-3 1B								3	0	1	0	1	0	2						
Toby Harrah, R (1, 6) OBP: 0.298, SLG: 0.284		6-3								4	0	0	0	0	0	6						
Denny McLain, R (1, 1) OBP: 0.116, SLG: 0.122										1	0	0	0	1	1	0						
Denny Riddleberger, R (7, 1) ERA: 4.15										0	0	0	0	0	0	0						
Bernie Allen, L (7, PH) OBP: 0.385, SLG: 0.388			K							2	0	0	0	0	0	1						
<b>Inning Stats</b>	R: 0 E: 0 K: 1 S: 5	H: 0 LOB: 1 BB: 1 P: 9	R: 0 E: 0 K: 0 S: 4	H: 1 LOB: 0 BB: 0 P: 4	R: 0 E: 0 K: 2 S: 7	H: 1 LOB: 0 BB: 0 P: 7	R: 0 E: 0 K: 1 S: 7	H: 2 LOB: 3 BB: 1 P: 11	R: 1 E: 0 K: 0 S: 3	H: 0 LOB: 2 BB: 3 P: 15	R: 0 E: 0 K: 0 S: 3	H: 1 LOB: 0 BB: 0 P: 3	R: 1 E: 0 K: 0 S: 4	H: 1 LOB: 2 BB: 2 P: 12	R: 0 E: 0 K: 0 S: 3	H: 0 LOB: 1 BB: 1 P: 7	R: 0 E: 0 K: 0 S: 4	H: 1 LOB: 1 BB: 0 P: 4	1B: 7 2B: 1 3B: 0 HR: 0	SF: 0 SAC: 0 DP: 1 HBP: 0	WP: 0 PB: 0 SB: 0 CS: 1	PA: 40
<b>PITCHER</b>	IP WLS BF H R ER SO BB IBB HBP BLK WP HR S P ERA WHIP																					
Steve Dunning, R (1, 1) ERA: 4.15	6.1 W 29 6 2 2 4 6 0 0 0 0 0 0 31 55 2.84 1.895																					
Phil Hennigan, R (7, 1) ERA: 4.26	2.2 S 11 1 0 0 0 2 0 0 0 0 0 0 9 17 0.00 1.125																					



Batter	1	2	3	4	5	6	7	8	9	AB	R	H	RBI	BB	SO	LOB	TOP								
<b>Freddie Patek, R</b> OBP: 0.319, SLG: 0.363 (1, 6)										5	1	1	0	0	0	3									
<b>Joe Keough, L</b> OBP: 0.337, SLG: 0.328 (1, 9)										4	2	1	0	1	0	2									
<b>Amos Otis, R</b> OBP: 0.367, SLG: 0.495 (1, 8)										5	0	1	0	0	0	3									
<b>Gail Hopkins, L</b> OBP: 0.397, SLG: 0.494 (1, 3)										4	2	1	3	1	0	2									
<b>Cookie Rojas, R</b> OBP: 0.367, SLG: 0.418 (1, 4)										3	1	1	1	2	0	0									
<b>Lou Piniella, R</b> OBP: 0.306, SLG: 0.375 (1, 7)										5	2	3	0	0	0	1									
<b>Paul Schaal, R</b> OBP: 0.384, SLG: 0.382 <b>Bobby Floyd, R</b> OBP: 0.286, SLG: 0.118 (1, 5) (9, 5)										3	1	2	2	0	0	1									
<b>Dennis Paepke, R</b> OBP: 0.270, SLG: 0.343 (1, 2)										5	0	2	2	0	0	3									
<b>Al Fitzmorris, S</b> OBP: 0.190, SLG: 0.190 <b>Jim York, R</b> OBP: 0.200, SLG: 0.429 (1, 1) (6, 1)										3	0	1	0	0	1	1									
<b>Inning Stats</b>	R: 3 E: 1 K: 0 S: 6	H: 2 LOB: 1 BB: 1 P: 10	R: 0 E: 0 K: 0 S: 4	H: 1 LOB: 1 BB: 0 P: 4	R: 0 E: 0 K: 1 S: 3	H: 0 LOB: 0 BB: 0 P: 3	R: 1 E: 0 K: 1 S: 6	H: 2 LOB: 0 BB: 0 P: 6	R: 0 E: 0 K: 0 S: 3	H: 1 LOB: 1 BB: 1 P: 7	R: 1 E: 0 K: 0 S: 5	H: 2 LOB: 1 BB: 0 P: 5	R: 0 E: 0 K: 0 S: 3	H: 0 LOB: 0 BB: 0 P: 3	R: 2 E: 1 K: 0 S: 6	H: 2 LOB: 2 BB: 1 P: 10	R: 2 E: 0 K: 0 S: 6	H: 3 LOB: 2 BB: 1 P: 10	1B: 11 2B: 1 3B: 0 HR: 1	SF: 2 SAC: 0 DP: 2 HBP: 0	WP: 0 PB: 1 SB: 0 CS: 0	PA: 44			
<b>PITCHER</b>	IP	WLS	BF	H	R	ER	SO	BB	IBB	HBP	BLK	WP	HR	S	P	ERA	WHIP								
<b>Dick Bosman, R</b> ERA: 3.95 (1, 1)	6.0	L	27	8	5	4	1	2	0	0	0	0	1	27	35	6.00	1.667								
<b>Denny Riddleberger, L</b> ERA: 3.88 (7, 1)	1.0		3	0	0	0	0	0	0	0	0	0	0	3	3	0.00	0.000								
<b>Casey Cox, R</b> ERA: 0.34 (8, 1)	2.0		14	5	4	4	0	1	1	0	0	0	0	12	20	18.00	3.000								

Kansas City Royals @ Washington Senators  
Robert F. Kennedy Memorial Stadium, Washington, DC  
Tue Aug 10 1971, 7:05 PM EDT  
Unknown

AB	38
R	9
H	13
RBI	8
BB	4
SO	1
LOB	17



Batter	1	2	3	4	5	6	7	8	9	AB	R	H	RBI	BB	SO	LOB	BOTTOM								
<b>Del Unser, L</b> OBP: 0.342, SLG: 0.366 (1, 8)										4	1	1	0	0	0	1									
<b>Lenny Randle, S</b> OBP: 0.307, SLG: 0.325 <b>Casey Cox, R</b> OBP: 0.115, SLG: 0.080 (1, 4) (8, 1)										3	0	0	0	1	2	1									
<b>Don Mincher, L</b> OBP: 0.413, SLG: 0.436 (1, 3)										4	0	0	0	0	2	3									
<b>Frank Howard, R</b> OBP: 0.379, SLG: 0.491 (1, 7)										4	1	1	0	0	1	2									
<b>Jeff Burroughs, R</b> OBP: 0.314, SLG: 0.406 (1, 9)										4	0	1	1	0	1	0									
<b>Davey Nelson, R</b> OBP: 0.329, SLG: 0.395 (1, 5)										4	0	0	0	0	0	1									
<b>Paul Casanova, R</b> OBP: 0.243, SLG: 0.305 (1, 2)										4	0	2	0	0	0	1									
<b>Toby Harrah, R</b> OBP: 0.297, SLG: 0.284 (1, 6)										4	0	1	0	0	1	2									
<b>Dick Bosman, R</b> OBP: 0.236, SLG: 0.128 <b>Denny Riddleberger, R</b> <b>Bernie Allen, L</b> OBP: 0.363, SLG: 0.385 (1, 1) (7, 1) (7, PH) (8, 4)										1	0	0	0	1	0	2									
<b>Inning Stats</b>	R: 1 E: 1 K: 1 S: 6	H: 1 LOB: 0 BB: 0 P: 6	R: 0 E: 0 K: 0 S: 5	H: 2 LOB: 2 BB: 0 P: 5	R: 0 E: 0 K: 1 S: 5	H: 0 LOB: 0 BB: 0 P: 5	R: 1 E: 0 K: 0 S: 5	H: 2 LOB: 1 BB: 0 P: 5	R: 0 E: 0 K: 1 S: 5	H: 0 LOB: 2 BB: 2 P: 13	R: 0 E: 0 K: 2 S: 8	H: 1 LOB: 0 BB: 0 P: 8	R: 0 E: 0 K: 2 S: 7	H: 0 LOB: 0 BB: 0 P: 7	R: 0 E: 0 K: 1 S: 5	H: 0 LOB: 0 BB: 0 P: 5	R: 0 E: 0 K: 0 S: 3	H: 0 LOB: 0 BB: 0 P: 3	1B: 6 2B: 0 3B: 0 HR: 0	SF: 0 SAC: 0 DP: 1 HBP: 0	WP: 1 PB: 0 SB: 0 CS: 0	PA: 35			
<b>PITCHER</b>	IP	WLS	BF	H	R	ER	SO	BB	IBB	HBP	BLK	WP	HR	S	P	ERA	WHIP								
<b>Al Fitzmorris, R</b> ERA: 3.73 (1, 1)	5.0	W	22	5	2	1	3	2	0	0	0	0	0	26	34	1.80	1.400								
<b>Jim York, R</b> ERA: 2.54 (6, 1)	4.0	S	13	1	0	0	5	0	0	0	0	0	0	23	23	0.00	0.250								

Kansas City Royals @ Washington Senators  
Robert F. Kennedy Memorial Stadium, Washington, DC  
Tue Aug 10 1971, 7:05 PM EDT  
Unknown

AB	33
R	2
H	6
RBI	1
BB	2
SO	8
LOB	13



Batter	1	2	3	4	5	6	7	8	9	AB	R	H	RBI	BB	SO	LOB	TOP											
<b>Freddie Patek, R</b> OBP: 0.322, SLG: 0.365 (1, 6)										3	1	2	0	1	0	1	<b>Kansas City Royals @ Washington Senators</b> Robert F. Kennedy Memorial Stadium, Washington, DC Tue Aug 10 1971, 7:05 PM EDT Att: 6,409 - Unknown											
<b>Joe Keough, L</b> OBP: 0.336, SLG: 0.326 (1, 9)										4	0	1	0	0	1	2												
<b>Amos Otis, R</b> OBP: 0.368, SLG: 0.494 (1, 8)										3	1	1	1	1	0	1												
<b>Gail Hopkins, L</b> OBP: 0.389, SLG: 0.483 (1, 3)										4	0	0	0	0	0	4												
<b>Cookie Rojas, R</b> OBP: 0.368, SLG: 0.417 (1, 4)											3	1	1	1	1	0		0										
<b>Lou Piniella, R</b> OBP: 0.305, SLG: 0.373 (1, 7)											4	0	1	1	0	0		1										
<b>Paul Schaal, R</b> OBP: 0.385, SLG: 0.380 (1, 5)											2	0	0	0	2	0		1										
<b>Ed Kirkpatrick, L</b> OBP: 0.303, SLG: 0.347 (1, 2)											3	0	0	0	0	0		2										
<b>Mike Hedlund, R</b> OBP: 0.136, SLG: 0.095 <b>Ted Abernathy, R</b> OBP: 0.111, SLG: 0.111 (8, 1)											2	0	0	0	1	1		0										
										0	0	0	0	0	0	0												
<b>Inning Stats</b>	R: 0 E: 0 K: 1 S: 5	H: 0 LOB: 1 BB: 1 P: 9	R: 0 E: 0 K: 0 S: 3	H: 0 LOB: 1 BB: 1 P: 7	R: 0 E: 0 K: 1 S: 5	H: 1 LOB: 0 BB: 0 P: 5	R: 1 E: 0 K: 0 S: 4	H: 1 LOB: 1 BB: 1 P: 8	R: 0 E: 0 K: 0 S: 2	H: 0 LOB: 0 BB: 1 P: 6	R: 0 E: 0 K: 0 S: 3	H: 0 LOB: 0 BB: 0 P: 3	R: 1 E: 0 K: 0 S: 2	H: 1 LOB: 0 BB: 2 P: 10	R: 1 E: 0 K: 0 S: 5	H: 3 LOB: 1 BB: 0 P: 5	R: 0 E: 0 K: 0 S: 3	H: 0 LOB: 0 BB: 0 P: 3	1B: 6 2B: 0 3B: 0 HR: 0	SF: 0 SAC: 0 DP: 4 HBP: 0	WP: 2 PB: 0 SB: 0 CS: 0	PA: 34						
<b>PITCHER</b>	IP	WLS	BF	H	R	ER	SO	BB	IBB	HBP	BLK	WP	HR	S	P	ERA	WHIP											
<b>Mike Thompson, R</b> ERA: 4.58	(1, 1)	7.1	L	29	5	3	3	2	6	0	0	0	2	0	27	51	3.68	1.500										
<b>Horacio Pina, R</b> ERA: 2.98	(8, 1)	0.0		1	1	0	0	0	0	0	0	0	0	0	1	1	=	=										
<b>Denny Riddleberger, L</b> ERA: 3.83	(8, 1)	0.2		1	0	0	0	0	0	0	0	0	0	0	1	1	0.00	0.000										
<b>Casey Cox, R</b> ERA: 3.31	(9, 1)	1.0		3	0	0	0	0	0	0	0	0	0	0	3	3	0.00	0.000										

Batter	1	2	3	4	5	6	7	8	9	AB	R	H	RBI	BB	SO	LOB	BOTTOM										
<b>Del Unser, L</b> OBP: 0.343, SLG: 0.366 (1, 8)										3	0	1	0	1	0	1	<b>Kansas City Royals @ Washington Senators</b> Robert F. Kennedy Memorial Stadium, Washington, DC Tue Aug 10 1971, 7:05 PM EDT Att: 6,409 - Unknown										
<b>Lenny Randle, S</b> OBP: 0.300, SLG: 0.317 (1, 4)										4	0	0	0	0	1	2											
<b>Don Mincher, L</b> OBP: 0.411, SLG: 0.434 (1, 3)											4	1	1	0	0	0		1									
<b>Frank Howard, R</b> OBP: 0.378, SLG: 0.489 (1, 7)											4	0	1	1	0	0		1									
<b>Jeff Burroughs, R</b> OBP: 0.308, SLG: 0.371 (1, 9)											3	0	0	0	1	3		0									
<b>Davey Nelson, R</b> OBP: 0.324, SLG: 0.388 <b>Horacio Pina, R</b> ERA: 2.98 <b>Denny Riddleberger, R</b> ERA: 3.83 <b>Casey Cox, R</b> OBP: 0.115, SLG: 0.080 (1, 5)											3	0	0	0	0	0		2									
<b>Dick Billings, R</b> OBP: 0.286, SLG: 0.338 (1, 2)											2	0	0	0	1	0		0									
<b>Tim Cullen, R</b> OBP: 0.247, SLG: 0.250 (1, 6)										3	0	1	0	0	0	0											
<b>Mike Thompson, R</b> OBP: 0.200, SLG: 0.111 <b>Bernie Allen, L</b> OBP: 0.361, SLG: 0.383 (8, 5)										2	0	0	0	0	1	2											
										1	0	0	0	0	0	0											
<b>Inning Stats</b>	R: 1 E: 0 K: 0 S: 4	H: 1 LOB: 2 BB: 2 P: 12	R: 0 E: 0 K: 0 S: 3	H: 0 LOB: 0 BB: 0 P: 3	R: 0 E: 0 K: 1 S: 5	H: 0 LOB: 0 BB: 0 P: 5	R: 0 E: 0 K: 1 S: 5	H: 0 LOB: 0 BB: 0 P: 5	R: 0 E: 0 K: 1 S: 5	H: 0 LOB: 0 BB: 0 P: 5	R: 0 E: 0 K: 1 S: 4	H: 1 LOB: 1 BB: 0 P: 4	R: 0 E: 0 K: 1 S: 5	H: 1 LOB: 0 BB: 0 P: 5	R: 0 E: 0 K: 1 S: 5	H: 1 LOB: 0 BB: 0 P: 5	1B: 4 2B: 1 3B: 0 HR: 0	SF: 0 SAC: 0 DP: 1 HBP: 0	WP: 0 PB: 0 SB: 1 CS: 0	PA: 32							
<b>PITCHER</b>	IP	WLS	BF	H	R	ER	SO	BB	IBB	HBP	BLK	WP	HR	S	P	ERA	WHIP										
<b>Mike Hedlund, R</b> ERA: 3.03	(1, 1)	7.0	W	25	2	1	1	4	3	0	0	0	0	30	42	1.29	0.714										
<b>Ted Abernathy, R</b> ERA: 2.36	(8, 1)	2.0	S	7	2	0	0	1	0	0	0	0	0	9	9	0.00	1.000										

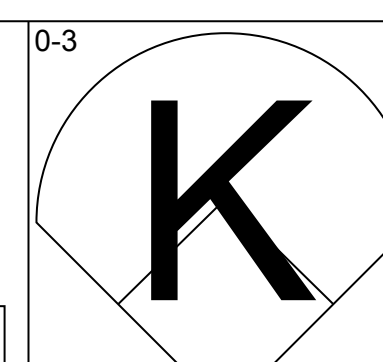
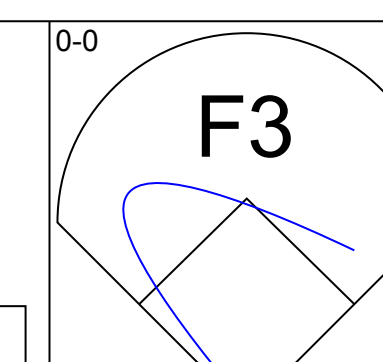
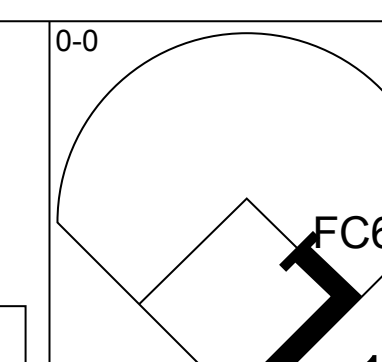
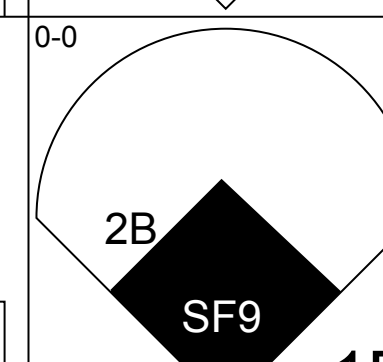
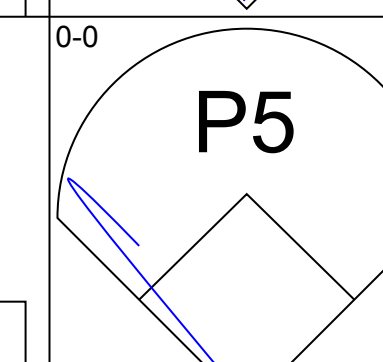
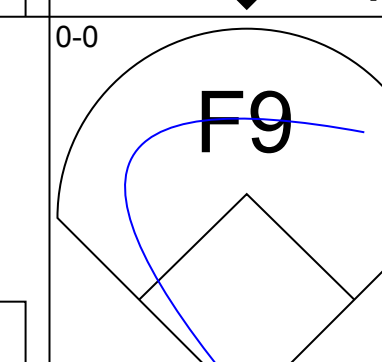
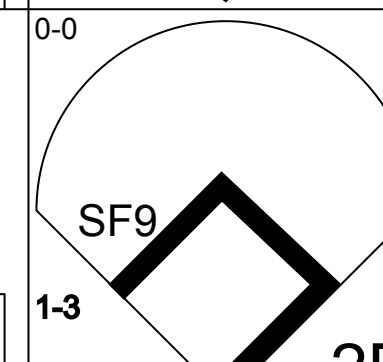
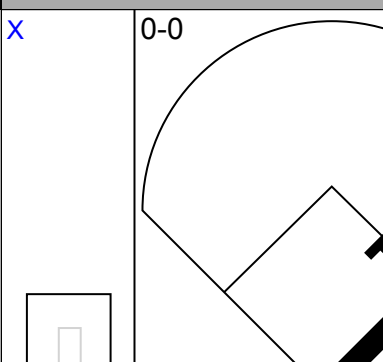
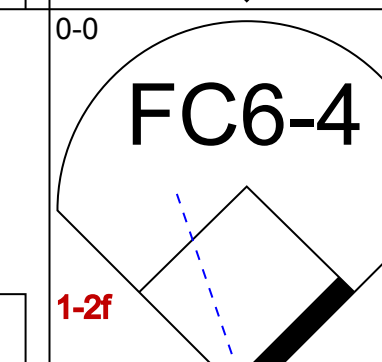
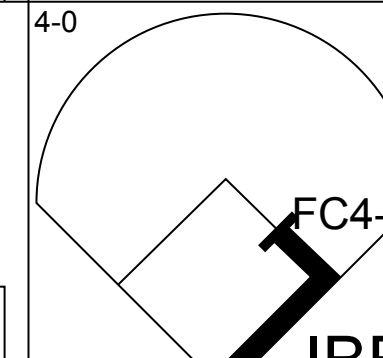
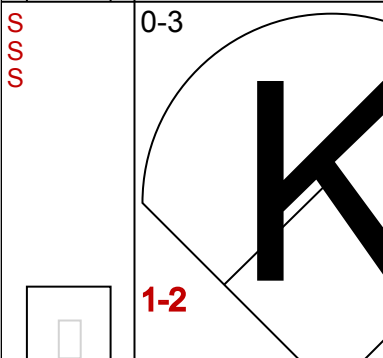
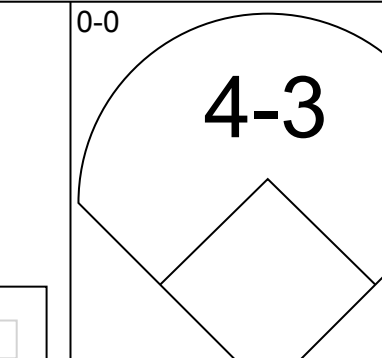
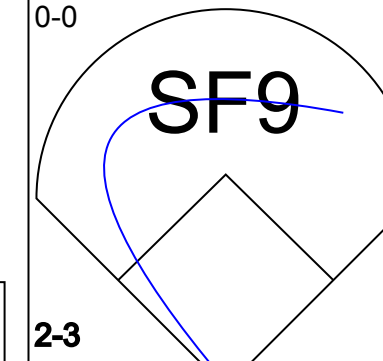
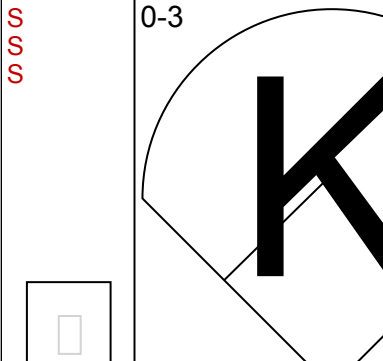
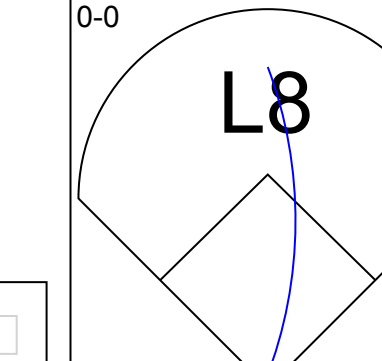
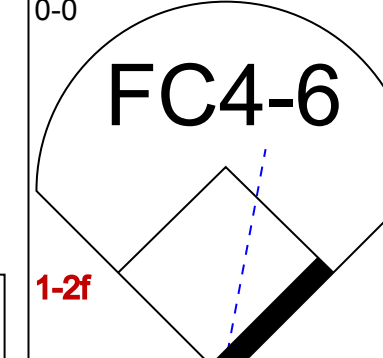
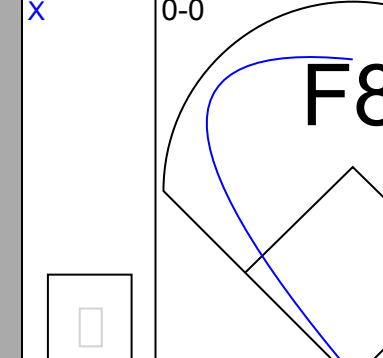
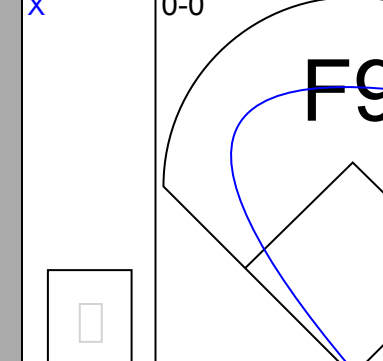
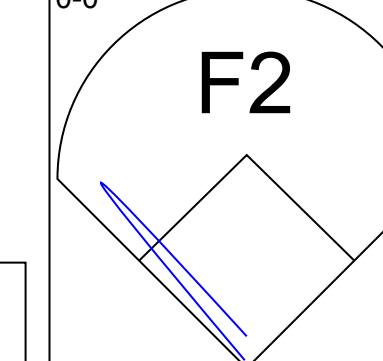
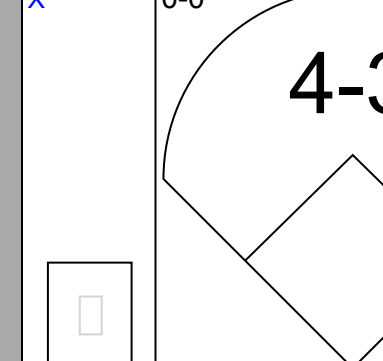
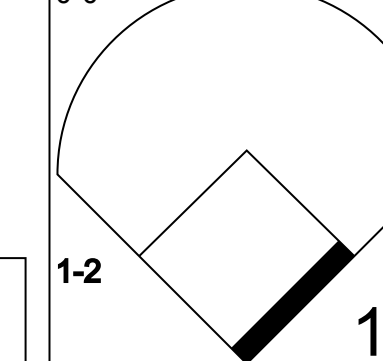
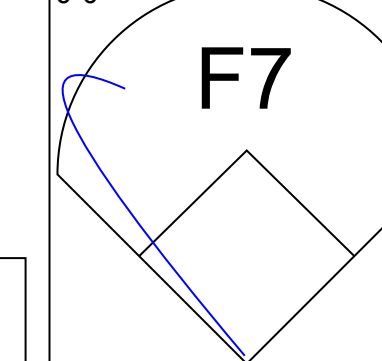
AB	28
R	3
H	6
RBI	3
BB	6
SO	2
LOB	12

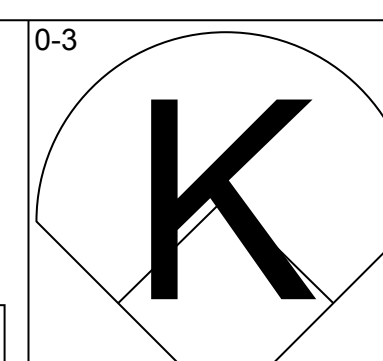
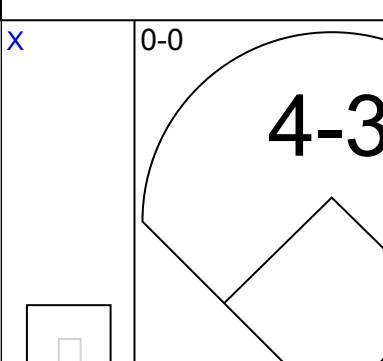
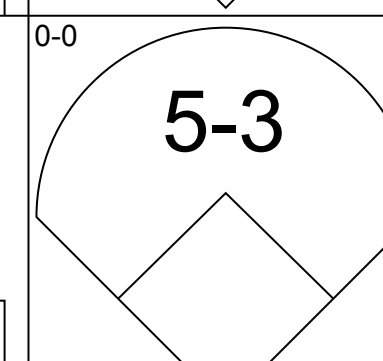
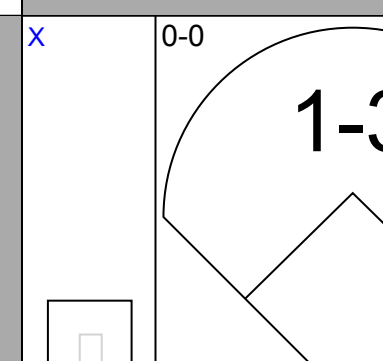
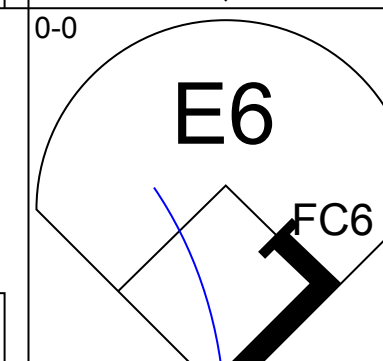
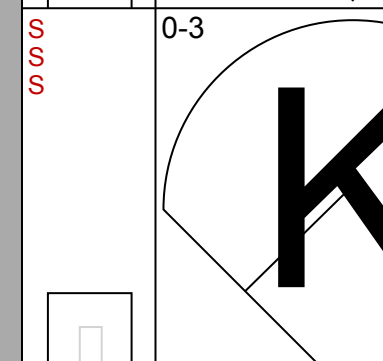
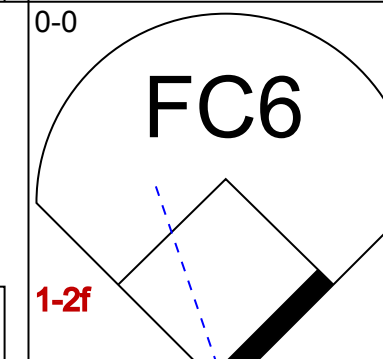
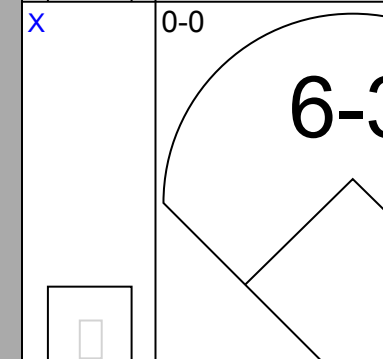
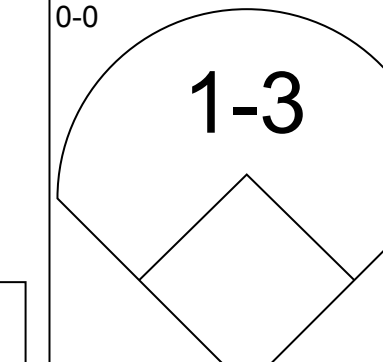
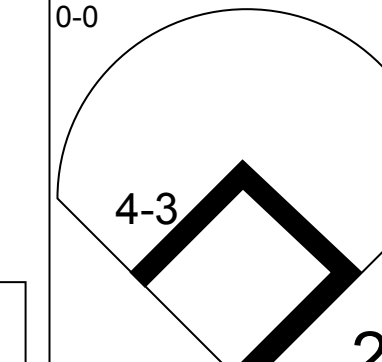
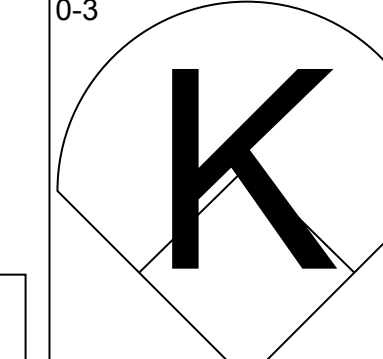
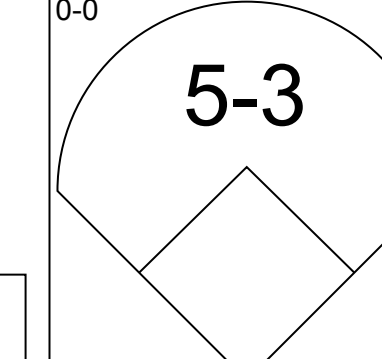
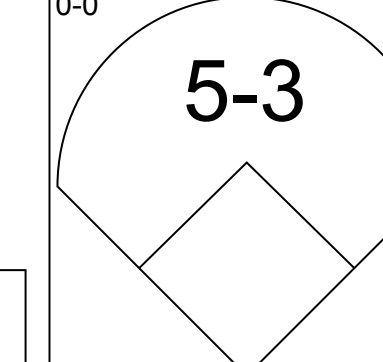
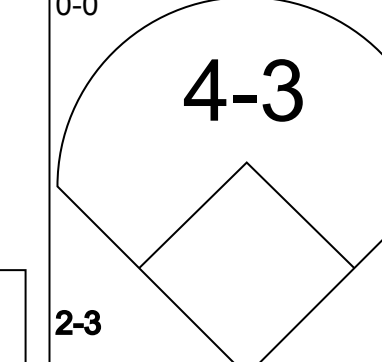
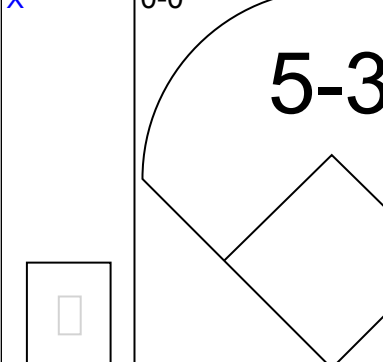
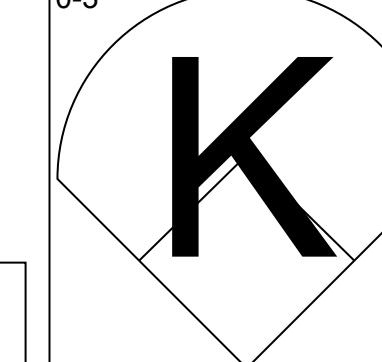
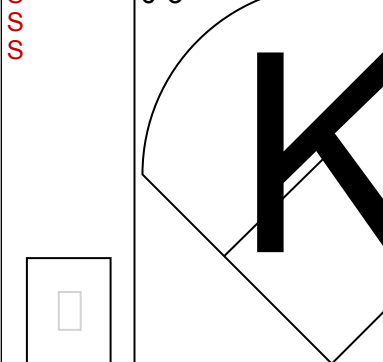


**BOTTOM**

AB	29
R	1
H	4
RBI	1
BB	3
SO	5
LOB	9



Batter	1	2	3	4	5	6	7	8	9	AB	R	H	RBI	BB	SO	LOB	TOP
Freddie Patek, R OBP: 0.323, SLG: 0.365 (1, 6)										3	0	1	0	0	1	2	<b>Kansas City Royals @ Washington Senators</b> Robert F. Kennedy Memorial Stadium, Washington, DC Wed Aug 11 1971, 7:05 PM EDT Att: 2,799 - Unknown <a href="http://livebaseballscorecards.com">livebaseballscorecards.com</a>
Joe Keough, L OBP: 0.336, SLG: 0.326 (1, 9)										3	1	1	0	0	0	3	
Amos Otis, R OBP: 0.370, SLG: 0.498 (1, 8)										3	0	2	0	0	0	1	
Gail Hopkins, L OBP: 0.388, SLG: 0.477 (1, 3)										2	0	0	0	1	1	1	
Cookie Rojas, R OBP: 0.365, SLG: 0.415 (1, 4)										2	0	0	1	0	1	0	
Lou Piniella, R OBP: 0.303, SLG: 0.371 (1, 7)										2	0	0	0	0	0	2	
Paul Schaal, R OBP: 0.386, SLG: 0.380 (1, 5)										2	0	1	0	0	0	0	
Ed Kirkpatrick, L OBP: 0.301, SLG: 0.344 (1, 2)										2	0	0	0	0	0	1	
Paul Splittorf, L OBP: 0.156, SLG: 0.100 (1, 1)										2	0	1	0	0	0	0	
<b>Inning Stats</b>	R: 1 E: 0 K: 1 S: 7	H: 2 LOB: 2 BB: 1 P: 11	R: 0 E: 0 K: 0 S: 5	H: 2 LOB: 2 BB: 0 P: 5	R: 0 E: 0 K: 2 S: 7	H: 1 LOB: 0 BB: 0 P: 7	R: 0 E: 0 K: 0 S: 3	H: 0 LOB: 0 BB: 0 P: 3	R: 0 E: 0 K: 0 S: 4	H: 1 LOB: 1 BB: 0 P: 4	R: 0 E: 0 K: 0 S: 2	H: 0 LOB: 0 BB: 0 P: 2					
<b>PITCHER</b> Bill Gogolewski, R ERA: 2.76 (1, 1)	IP: 5.2 WLS: L BF: 23 H: 6 R: 1 ER: 1 SO: 3 BB: 0 IBB: 1 HBP: 0 BLK: 0 WP: 0 HR: 0 S: 28 P: 32 ERA: 1.59 WHIP: 1.059					<b>PITCHER</b>				IP: WLS: BF: H: R: ER: SO: BB: IBB: HBP: BLK: WP: HR: S: P: ERA: WHIP:							

Batter	1	2	3	4	5	6	7	8	9	AB	R	H	RBI	BB	SO	LOB	BOTTOM
Davey Nelson, R OBP: 0.320, SLG: 0.383 (1, 5)										2	0	0	0	0	1	0	<b>Kansas City Royals @ Washington Senators</b> Robert F. Kennedy Memorial Stadium, Washington, DC Wed Aug 11 1971, 7:05 PM EDT Att: 2,799 - Unknown <a href="http://livebaseballscorecards.com">livebaseballscorecards.com</a>
Lenny Randle, S OBP: 0.297, SLG: 0.313 (1, 4)										2	0	0	0	0	0	0	
Frank Howard, R OBP: 0.376, SLG: 0.487 (1, 3)										2	0	0	0	0	1	0	
Dick Billings, R OBP: 0.286, SLG: 0.335 (1, 7)										2	0	0	0	0	0	1	
Jeff Burroughs, R OBP: 0.317, SLG: 0.405 (1, 9)										2	0	1	0	0	0	0	
Paul Casanova, R OBP: 0.242, SLG: 0.302 (1, 2)										2	0	0	0	0	1	1	
Del Unser, L OBP: 0.342, SLG: 0.364 (1, 8)										2	0	0	0	0	0	1	
Toby Harrah, R OBP: 0.296, SLG: 0.282 (1, 6)										2	0	0	0	0	1	1	
Bill Gogolewski, L OBP: 0.176, SLG: 0.067 (1, 1)										1	0	0	0	0	1	0	
<b>Inning Stats</b>	R: 0 E: 1 K: 1 S: 6	H: 0 LOB: 1 BB: 0 P: 6	R: 0 E: 0 K: 1 S: 5	H: 0 LOB: 0 BB: 0 P: 5	R: 0 E: 0 K: 1 S: 5	H: 0 LOB: 0 BB: 0 P: 5	R: 0 E: 0 K: 1 S: 5	H: 0 LOB: 0 BB: 0 P: 5	R: 0 E: 0 K: 1 S: 6	H: 1 LOB: 1 BB: 0 P: 6							
<b>PITCHER</b> Paul Splittorf, L ERA: 2.37 (1, 1)	IP: 5.0 WLS: W BF: 17 H: 1 R: 0 ER: 0 SO: 5 BB: 0 IBB: 0 HBP: 0 BLK: 0 WP: 0 HR: 0 S: 27 P: 27 ERA: 0.00 WHIP: 0.200					<b>PITCHER</b>				IP: WLS: BF: H: R: ER: SO: BB: IBB: HBP: BLK: WP: HR: S: P: ERA: WHIP:							

Batter	1	2	3	4	5	6	7	8	9	AB	R	H	RBI	BB	SO	LOB	TOP					
<b>Freddie Patek, R</b> OBP: 0.324, SLG: 0.366 (1, 6)										4	0	2	0	0	0	0	<b>Kansas City Royals @ Washington Senators</b> Robert F. Kennedy Memorial Stadium, Washington, DC Thu Aug 12 1971, 7:05 PM EDT Unknown <a href="http://livebaseballscorecards.com">livebaseballscorecards.com</a>					
<b>Cookie Rojas, R</b> OBP: 0.367, SLG: 0.421 (1, 4)										4	1	2	1	0	0	1						
<b>Amos Otis, R</b> OBP: 0.369, SLG: 0.495 (1, 8)										4	0	1	1	0	0	0						
<b>Lou Piniella, R</b> OBP: 0.299, SLG: 0.366 (1, 7)										4	0	0	0	0	0	1						
<b>Bob Oliver, R</b> OBP: 0.280, SLG: 0.335 (1, 9)										4	0	1	0	0	1	0						
<b>Chuck Harrison, R</b> OBP: 0.286, SLG: 0.333 (1, 3)										3	0	2	0	0	0	0						
<b>Paul Schaal, R</b> OBP: 0.383, SLG: 0.377 (1, 5)										3	0	0	0	0	0	3						
<b>Dennis Paepke, R</b> OBP: 0.272, SLG: 0.336 (1, 2)										2	0	0	0	1	0	1						
<b>Ken Wright, R</b> OBP: 0.091, SLG: 0.048 <b>Tom Burgmeier, L</b> OBP: 0.267, SLG: 0.286 (9, 1)										3	1	0	0	0	2	1						
<b>Inning Stats</b>	R: 0 E: 0 K: 0 S: 3	H: 0 LOB: 0 BB: 0 P: 3	R: 0 E: 0 K: 1 S: 5	H: 0 LOB: 0 BB: 0 P: 5	R: 1 E: 0 K: 0 S: 4	H: 2 LOB: 1 BB: 1 P: 8	R: 0 E: 0 K: 0 S: 3	H: 0 LOB: 0 BB: 0 P: 3	R: 0 E: 0 K: 0 S: 3	H: 1 LOB: 0 BB: 0 P: 3	R: 1 E: 0 K: 1 S: 7	H: 2 LOB: 1 BB: 0 P: 7	R: 0 E: 0 K: 0 S: 4	H: 2 LOB: 1 BB: 0 P: 4	R: 0 E: 0 K: 1 S: 5	H: 1 LOB: 0 BB: 0 P: 5	R: 0 E: 0 K: 0 S: 3	H: 0 LOB: 0 BB: 0 P: 3	1B: 7 2B: 1 3B: 1 HR: 0	SF: 0 SAC: 0 DP: 3 HBP: 0	WP: 0 PB: 0 SB: 0 CS: 1	PA: 33
<b>PITCHER</b>	IP	WLS	BF	H	R	ER	SO	BB	IBB	HBP	BLK	WP	HR	S	P	ERA	WHIP					
<b>Jim Shellenback, L</b> ERA: 3.41 <b>Casey Cox, R</b> ERA: 3.22	(1, 1) (7, 1)	6.0 9	L 23	6 2	2 0	2 0	2 1	2 0	0 0	0 0	0 0	0 0	0 0	26 11	30 11	3.00 0.00	1.167 0.667					

Batter	1	2	3	4	5	6	7	8	9	AB	R	H	RBI	BB	SO	LOB	BOTTOM					
<b>Del Unser, L</b> OBP: 0.344, SLG: 0.365 (1, 8)										4	0	2	0	1	1	1	<b>Kansas City Royals @ Washington Senators</b> Robert F. Kennedy Memorial Stadium, Washington, DC Thu Aug 12 1971, 7:05 PM EDT Unknown <a href="http://livebaseballscorecards.com">livebaseballscorecards.com</a>					
<b>Lenny Randle, S</b> OBP: 0.297, SLG: 0.319 <b>Bernie Allen, L</b> OBP: 0.359, SLG: 0.380 (7, PH) (8, 4)										3	0	1	0	0	0	1						
<b>Dick Billings, R</b> OBP: 0.285, SLG: 0.333 (9, PH)										1	0	0	0	0	0	1						
<b>Don Mincher, L</b> OBP: 0.415, SLG: 0.438 (1, 3)										2	0	1	0	2	0	1						
<b>Frank Howard, R</b> OBP: 0.375, SLG: 0.483 (1, 7)										3	0	0	0	1	0	3						
<b>Jeff Burroughs, R</b> OBP: 0.311, SLG: 0.415 (1, 9)										4	0	1	0	0	0	3						
<b>Davey Nelson, R</b> OBP: 0.318, SLG: 0.380 (1, 5)										4	0	1	0	0	0	1						
<b>Paul Casanova, R</b> OBP: 0.242, SLG: 0.299 (1, 2)										3	0	0	0	1	1	1						
<b>Tim Cullen, R</b> OBP: 0.245, SLG: 0.248 (1, 6)										3	0	0	0	0	3	3						
<b>Jim Shellenback, L</b> OBP: 0.179, SLG: 0.185 <b>Toby Harrah, R</b> OBP: 0.294, SLG: 0.280 <b>Casey Cox, R</b> OBP: 0.115, SLG: 0.080 <b>Tom McCraw, L</b> OBP: 0.280, SLG: 0.406 (9, PH)										1	0	0	0	1	0	0						
<b>Inning Stats</b>	R: 0 E: 0 K: 1 S: 5	H: 1 LOB: 1 BB: 1 P: 9	R: 0 E: 0 K: 1 S: 6	H: 1 LOB: 0 BB: 0 P: 6	R: 0 E: 0 K: 1 S: 5	H: 0 LOB: 1 BB: 1 P: 9	R: 0 E: 0 K: 1 S: 6	H: 1 LOB: 2 BB: 1 P: 10	R: 0 E: 0 K: 0 S: 4	H: 0 LOB: 3 BB: 2 P: 12	R: 0 E: 0 K: 2 S: 7	H: 0 LOB: 0 BB: 0 P: 7	R: 0 E: 0 K: 0 S: 4	H: 1 LOB: 2 BB: 1 P: 8	R: 0 E: 0 K: 0 S: 3	H: 0 LOB: 0 BB: 0 P: 3	R: 0 E: 0 K: 0 S: 4	H: 1 LOB: 1 BB: 0 P: 4	1B: 3 2B: 3 3B: 0 HR: 0	SF: 0 SAC: 0 DP: 0 HBP: 0	WP: 0 PB: 0 SB: 0 CS: 1	PA: 38
<b>PITCHER</b>	IP	WLS	BF	H	R	ER	SO	BB	IBB	HBP	BLK	WP	HR	S	P	ERA	WHIP					
<b>Ken Wright, R</b> ERA: 2.7 <b>Tom Burgmeier, L</b> ERA: 1.74	(1, 1) (9, 1)	8.2 1	W S	37 1	6 0	0 0	0 0	0 0	0 0	0 0	0 0	0 0	0 0	43 1	67 1	0.00 0.00	1.385 0.000					

Batter	1	2	3	4	5	6	7	8	9	AB	R	H	RBI	BB	SO	LOB	TOP					
Freddie Patek, R OBP: 0.325, SLG: 0.365										4	0	1	0	1	0	1	<b>Kansas City Royals @ Washington Senators</b> Robert F. Kennedy Memorial Stadium, Washington, DC Thu Aug 12 1971, 7:05 PM EDT Att: 5,477 - Unknown <a href="http://livebaseballscorecards.com">livebaseballscorecards.com</a>					
Joe Keough, L OBP: 0.331, SLG: 0.321										4	0	0	0	0	0	2						
Amos Otis, R OBP: 0.368, SLG: 0.493										4	1	1	0	0	0	2						
Gail Hopkins, L OBP: 0.385, SLG: 0.469										3	0	0	0	0	0	2						
Bobby Floyd, R OBP: 0.299, SLG: 0.118										0	0	0	0	0	0	0						
Dennis Paepke, R OBP: 0.272, SLG: 0.336										0	0	0	0	0	0	0						
Cookie Rojas, R OBP: 0.368, SLG: 0.420										3	0	1	1	1	0	0						
Ed Kirkpatrick, L OBP: 0.302, SLG: 0.344										3	0	1	0	0	1	1						
Chuck Harrison, R OBP: 0.293, SLG: 0.330										1	0	0	0	0	0	3						
Paul Schaal, R OBP: 0.384, SLG: 0.377										3	0	1	0	1	0	4						
Buck Martinez, R OBP: 0.154, SLG: 0.091										2	0	0	0	0	1	1						
Lou Piniella, R OBP: 0.299, SLG: 0.365										1	0	0	0	0	0	1						
Jim York, R OBP: 0.200, SLG: 0.429										0	0	0	0	0	0	0						
Bobby Knoop, R OBP: 0.306, SLG: 0.345										1	0	0	0	0	0	0						
Lance Clemons, L OBP: 0.282, SLG: 0.336										1	0	0	0	0	0	0						
Roger Nelson, R										1	0	0	0	0	0	0						
Bob Oliver, R										2	0	1	0	0	1	0						
<b>Inning Stats</b>	R: 0 E: 0 K: 0 S: 4	H: 1 LOB: 1 BB: 0 P: 4	R: 0 E: 0 K: 2 S: 7	H: 0 LOB: 1 BB: 1 P: 11	R: 0 E: 0 K: 0 S: 3	H: 0 LOB: 1 BB: 1 P: 7	R: 0 E: 0 K: 0 S: 4	H: 1 LOB: 1 BB: 0 P: 4	R: 0 E: 0 K: 0 S: 3	H: 0 LOB: 0 BB: 0 P: 3	R: 1 E: 1 K: 0 S: 5	H: 1 LOB: 1 BB: 0 P: 5	R: 0 E: 0 K: 0 S: 4	H: 2 LOB: 1 BB: 0 P: 4	R: 0 E: 0 K: 0 S: 4	H: 1 LOB: 3 BB: 1 P: 9	R: 0 E: 0 K: 1 S: 5	H: 0 LOB: 0 BB: 0 P: 5	1B: 6 2B: 0 3B: 0 HR: 0	SF: 0 SAC: 0 DP: 1 HBP: 1	WP: 0 PB: 0 SB: 2 CS: 0	PA: 37
<b>PITCHER</b>	IP WLS BF H R ER SO BB IBB HBP BLK WP HR S P ERA WHIP																					
Pete Broberg, R ERA: 2.91	(1, 1) 7.1 W 32 6 1 0 2 3 0 0 1 0 0 0 0 32 45 0.00 1.227																					
Paul Lindblad, L ERA: 2.57	(8, 1) 0.1 1 0 0 0 0 0 0 0 0 0 0 0 1 1 0.00 0.000																					
Casey Cox, R ERA: 3.18	(8, 1) 1.1 S 4 0 0 0 1 0 0 0 0 0 0 0 0 6 6 0.00 0.000																					

Batter	1	2	3	4	5	6	7	8	9	AB	R	H	RBI	BB	SO	LOB	BOTTOM				
Davey Nelson, R OBP: 0.311, SLG: 0.371										4	0	0	0	0	1	2	<b>Kansas City Royals @ Washington Senators</b> Robert F. Kennedy Memorial Stadium, Washington, DC Thu Aug 12 1971, 7:05 PM EDT Att: 5,477 - Unknown <a href="http://livebaseballscorecards.com">livebaseballscorecards.com</a>				
Lenny Randle, S OBP: 0.302, SLG: 0.320										3	1	1	0	1	1	0					
Frank Howard, R OBP: 0.272, SLG: 0.479										4	0	0	0	0	3	3					
Tom McCraw, L OBP: 0.280, SLG: 0.406										0	0	0	0	0	0	0					
Jeff Burroughs, R OBP: 0.306, SLG: 0.400										4	0	1	1	0	2	1					
Del Unser, L OBP: 0.344, SLG: 0.365										0	0	0	0	0	0	0					
Dick Billings, R OBP: 0.285, SLG: 0.333										3	0	1	1	0	0	0					
Paul Casanova, R OBP: 0.239, SLG: 0.295										3	0	0	0	0	1	2					
Elliott Maddox, R OBP: 0.314, SLG: 0.258										3	0	1	0	0	0	0					
Toby Harrah, R OBP: 0.291, SLG: 0.277										3	0	0	0	0	1	1					
Pete Broberg, R OBP: 0.087, SLG: 0.045										2	1	0	0	1	2	1					
Paul Lindblad, L OBP: 0.211, SLG: 0.316										0	0	0	0	0	0	0					
Casey Cox, R OBP: 0.115, SLG: 0.080										0	0	0	0	0	0	0					
<b>Inning Stats</b>	R: 0 E: 0 K: 1 S: 5	H: 0 LOB: 1 BB: 1 P: 9	R: 0 E: 0 K: 0 S: 4	H: 1 LOB: 0 BB: 0 P: 4	R: 2 E: 0 K: 1 S: 8	H: 3 LOB: 2 BB: 1 P: 12	R: 0 E: 1 K: 1 S: 6	H: 0 LOB: 1 BB: 0 P: 6	R: 0 E: 0 K: 3 S: 9	H: 0 LOB: 0 BB: 0 P: 9	R: 0 E: 0 K: 1 S: 5	H: 0 LOB: 0 BB: 0 P: 5	R: 0 E: 0 K: 3 S: 9	H: 0 LOB: 0 BB: 0 P: 9	R: 0 E: 0 K: 1 S: 5	R: 0 E: 0 K: 1 S: 5		1B: 4 2B: 0 3B: 0 HR: 0	SF: 0 SAC: 0 DP: 0 HBP: 0	WP: 0 PB: 0 SB: 0 CS: 0	PA: 31
<b>PITCHER</b>	IP WLS BF H R ER SO BB IBB HBP BLK WP HR S P ERA WHIP																				
Lance Clemons, L ERA: 5.49	(1, 1) 2.0 L 17 3 2 2 6 1 0 0 0 0 0 0 0 28 32 4.50 1.000																				
Roger Nelson, R ERA: 2.77	(7, 1) 2.0 6 0 0 0 4 0 0 0 0 0 0 0 14 14 0.00 0.000																				

Batter	1	2	3	4	5	6	7	8	9	AB	R	H	RBI	BB	SO	LOB	TOP				
Sandy Alomar Sr. S OBP: 0.313, SLG: 0.326 (1.4)										5	0	3	0	0	0	3	<b>California Angels @ Washington Senators</b> Robert F. Kennedy Memorial Stadium, Washington, DC Fri Aug 13 1971, 7:05 PM EDT Att: 4,928 - Unknown				
Mickey Rivers L OBP: 0.305, SLG: 0.333 (1.8)										5	0	1	0	0	0	7					
Tony Gonzalez L OBP: 0.335, SLG: 0.350 (1.7)										5	0	1	0	0	0	5					
Jim Fregosi R OBP: 0.280, SLG: 0.293 (1.6)										4	0	0	0	0	1	3					
Jim Spencer L OBP: 0.306, SLG: 0.397 (1.3)										4	0	2	0	0	0	2					
Ken McMullen R OBP: 0.305, SLG: 0.390 (1.5)										4	0	1	0	0	0	1					
Roger Repoz L OBP: 0.363, SLG: 0.387 (1.9)										4	0	0	0	0	1	2					
John Stephenson L OBP: 0.289, SLG: 0.344 (1.2)										3	0	1	0	1	0	0					
Andy Messersmith R OBP: 0.215, SLG: 0.230 (7. PH)										1	0	0	0	1	0	0					
Tommie Reynolds R OBP: 0.322, SLG: 0.390 (7. 1)										0	0	0	0	0	0	0					
Mel Queen L OBP: 0.263, SLG: 0.300 (9. PH)										1	0	1	0	0	0	0					
<b>Inning Stats</b>	R: 0 E: 0 K: 0 S: 4	H: 1 LOB: 1 BB: 0 P: 4	R: 0 E: 0 K: 0 S: 3	H: 1 LOB: 0 BB: 0 P: 3	R: 0 E: 0 K: 1 S: 5	H: 0 LOB: 2 BB: 0 P: 11	R: 0 E: 0 K: 1 S: 5	H: 0 LOB: 0 BB: 0 P: 5	R: 0 E: 0 K: 0 S: 3	H: 0 LOB: 0 BB: 0 P: 3	R: 0 E: 0 K: 0 S: 5	H: 2 LOB: 2 BB: 0 P: 5	R: 0 E: 0 K: 0 S: 5	H: 2 LOB: 2 BB: 0 P: 6	R: 0 E: 0 K: 1 S: 7	H: 2 LOB: 2 BB: 0 P: 7	R: 0 E: 0 K: 0 S: 5	H: 2 LOB: 2 BB: 0 P: 5	1B: 10 2B: 0 3B: 0 HR: 0	SF: 0 SAC: 0 DP: 1 HBP: 1	WP: 0 PA: 39 PB: 0 SB: 1 CS: 0
<b>PITCHER</b> Denny McLain R ERA: 4.1 (1.1)	IP: 9.0 WLS: W BF: 39 H: 10 R: 0 ER: 0 SO: 2 BB: 2 IBB: 0 HBP: 1 BLK: 0 WP: 0 HR: 0 S: 40 P: 49 ERA: 0.00 WHIP: 1.333															<b>PITCHER</b>					

Batter	1	2	3	4	5	6	7	8	9	AB	R	H	RBI	BB	SO	LOB	BOTTOM		
Del Unser L OBP: 0.346, SLG: 0.365 (1.8)										3	1	1	0	1	0	1	<b>California Angels @ Washington Senators</b> Robert F. Kennedy Memorial Stadium, Washington, DC Fri Aug 13 1971, 7:05 PM EDT Att: 4,928 - Unknown		
Lenny Randle S OBP: 0.301, SLG: 0.318 (1.4)										4	1	1	0	0	2	2			
Don Mincher L OBP: 0.413, SLG: 0.434 (1.3)										3	1	0	0	1	0	0			
Jeff Burroughs R OBP: 0.283, SLG: 0.367 (1.7)										4	0	0	0	0	2	3			
Tom McCraw L OBP: 0.279, SLG: 0.399 (1.9)										3	0	0	1	1	0	1			
Davey Nelson R OBP: 0.311, SLG: 0.370 (1.5)										3	0	1	2	0	0	1			
Dick Billings R OBP: 0.282, SLG: 0.329 (1.2)										3	1	0	0	0	0	3			
Tim Cullen R OBP: 0.249, SLG: 0.255 (1.6)										3	0	2	1	0	0	0			
Denny McLain R OBP: 0.111, SLG: 0.116 (1.1)										2	0	0	0	0	2	0			
<b>Inning Stats</b>	R: 3 E: 0 K: 1 S: 6	H: 2 LOB: 1 BB: 3 P: 18	R: 0 E: 0 K: 0 S: 4	H: 1 LOB: 1 BB: 0 P: 4	R: 0 E: 0 K: 0 S: 3	H: 0 LOB: 0 BB: 0 P: 3	R: 1 E: 1 K: 1 S: 6	H: 1 LOB: 0 BB: 0 P: 6	R: 0 E: 0 K: 1 S: 5	H: 0 LOB: 0 BB: 0 P: 5	R: 0 E: 0 K: 0 S: 4	H: 0 LOB: 1 BB: 0 P: 4	R: 0 E: 0 K: 2 S: 8	H: 1 LOB: 1 BB: 0 P: 8	R: 0 E: 0 K: 1 S: 5	H: 0 LOB: 0 BB: 0 P: 5		1B: 4 2B: 1 3B: 0 HR: 0	SF: 0 SAC: 1 DP: 1 HBP: 0
<b>PITCHER</b> Andy Messersmith R ERA: 3.95 Mel Queen R ERA: 1.62 (1.1)	IP: 6.0 WLS: L BF: 25 H: 4 R: 4 ER: 3 SO: 3 BB: 3 IBB: 0 HBP: 0 BLK: 0 WP: 0 HR: 0 S: 28 P: 40 ERA: 4.50 WHIP: 1.167															<b>PITCHER</b>			

Batter	1	2	3	4	5	6	7	8	9	AB	R	H	RBI	BB	SO	LOB	TOP			
Sandy Alomar Sr. <i>S</i> OBP: 0.312, SLG: 0.325 (1.4)			L1		1-3			4-3	FC4-6 BB	5	0	1	0	0	0	2	<b>California Angels @ Washington Senators</b> Robert F. Kennedy Memorial Stadium, Washington, DC Sat Aug 14 1971, 7:05 PM EDT Att: 4,011 - Unknown <a href="http://livebaseballscorecards.com">livebaseballscorecards.com</a>			
Mickey Rivers <i>L</i> OBP: 0.315, SLG: 0.333 (1.8)	F9				L3			FC4-6 BB	BB BB BB BB	3	0	1	0	2	0	1				
Tony Gonzalez <i>L</i> OBP: 0.329, SLG: 0.344 (1.7)	F7		G3					E4	FC4-6 BB	4	0	0	0	0	0	3				
Billy Cowan <i>R</i> OBP: 0.326, SLG: 0.458 (9, PH)						3-1			P6	1	0	0	0	0	0	3				
Jim Fregosi <i>R</i> OBP: 0.280, SLG: 0.292 (1.6)	6-3					F7		FC4-6 BB		4	0	1	0	0	0	3				
Jim Spencer <i>L</i> OBP: 0.306, SLG: 0.394 (1.3)		K				3-1				3	0	0	0	1	2	1				
Ken McMullen <i>R</i> OBP: 0.313, SLG: 0.391 (1.5)		BB								3	0	2	0	1	0	3				
Roger Repoz <i>L</i> OBP: 0.361, SLG: 0.384 (1.9)			P6					F8		4	0	1	0	0	1	4				
John Stephenson <i>L</i> OBP: 0.285, SLG: 0.338 (1.2)			F9					P5		4	0	0	0	0	0	5				
Clyde Wright <i>R</i> OBP: 0.224, SLG: 0.229 (1.1)								F8		3	0	0	0	0	0	1				
Lloyd Allen <i>R</i> OBP: 0.337, SLG: 0.571 (8.1)										0	0	0	0	0	0	0				
Tommie Reynolds <i>R</i> OBP: 0.333, SLG: 0.500 (9, PH)			6-3							0	0	0	0	0	0	0				
Bruce Christensen <i>L</i> OBP: 0.313, SLG: 0.233 (9, PR)								F8		0	0	0	0	0	0	0				
									FC4-6 HBP	0	0	0	0	0	0	0				
<b>Inning Stats</b>	R: 0 E: 0 K: 0 S: 4	H: 1 LOB: 1 BB: 0 P: 4	R: 0 E: 0 K: 1 S: 5	H: 0 LOB: 1 BB: 1 P: 9	R: 0 E: 0 K: 2 S: 4	H: 1 LOB: 1 BB: 0 P: 4	R: 0 E: 0 K: 2 S: 9	H: 2 LOB: 2 BB: 0 P: 9	R: 0 E: 0 K: 0 S: 3	H: 0 LOB: 0 BB: 0 P: 3	R: 0 E: 0 K: 0 S: 4	H: 1 LOB: 1 BB: 0 P: 4	R: 0 E: 1 K: 0 S: 4	H: 0 LOB: 3 BB: 2 P: 12	R: 0 E: 0 K: 0 S: 4	H: 1 LOB: 3 BB: 1 P: 9	1B: 6 2B: 0 3B: 0 HR: 0	SF: 0 SAC: 0 DP: 0 HBP: 1	WP: 0 PB: 0 SB: 0 CS: 0	PA: 39
<b>PITCHER</b>	IP WLS BF H R ER SO BB IBB HBP BLK WP HR S P ERA WHIP																			
Mike Thompson <i>R</i> ERA: 3.68 (1.1)	8.2 W 38 6 0 0 3 4 0 0 1 0 0 0 39 56 0.00 1.154																			
Paul Lindblad <i>L</i> ERA: 2.56 (9.1)	0.1 S 1 0 0 0 0 0 0 0 0 0 0 0 1 1 0.00 0.000																			

Batter	1	2	3	4	5	6	7	8	9	AB	R	H	RBI	BB	SO	LOB	BOTTOM			
Davey Nelson <i>R</i> OBP: 0.305, SLG: 0.362 (1.5)	F9		K					6-3		4	0	0	0	0	1	0	<b>California Angels @ Washington Senators</b> Robert F. Kennedy Memorial Stadium, Washington, DC Sat Aug 14 1971, 7:05 PM EDT Att: 4,011 - Unknown <a href="http://livebaseballscorecards.com">livebaseballscorecards.com</a>			
Lenny Randle <i>S</i> OBP: 0.299, SLG: 0.316 (1.4)	6-3				F8			1B		4	0	1	0	0	0	0				
Frank Howard <i>R</i> OBP: 0.475 (1.3)										3	1	0	0	1	0	1				
Tom McCraw <i>L</i> OBP: 0.279, SLG: 0.399 (9.3)	1-3				FC6-4 BB			F9		0	0	0	0	0	0	0				
Jeff Burroughs <i>R</i> OBP: 0.298, SLG: 0.434 (1.7)										4	1	2	2	0	0	1				
Del Unser <i>L</i> OBP: 0.346, SLG: 0.365 (9.9)		1-3			FC6-4 FC5-4					0	0	0	0	0	0	0				
Dick Billings <i>R</i> OBP: 0.285, SLG: 0.336 (1.9)										4	0	2	0	0	0	3				
Paul Casanova <i>R</i> OBP: 0.237, SLG: 0.293 (1.2)										2	0	0	0	0	0	1				
Elliott Maddox <i>R</i> OBP: 0.315, SLG: 0.255 (1.8)										2	0	0	0	1	1	1				
Tim Cullen <i>R</i> OBP: 0.246, SLG: 0.252 (1.6)										3	0	0	0	0	0	2				
Mike Thompson <i>R</i> OBP: 0.194, SLG: 0.083 (1.1)										3	0	0	0	0	3	2				
Paul Lindblad <i>L</i> OBP: 0.211, SLG: 0.316 (9.1)										0	0	0	0	0	0	0				
<b>Inning Stats</b>	R: 0 E: 0 K: 0 S: 3	H: 0 LOB: 0 BB: 0 P: 3	R: 0 E: 0 K: 0 S: 4	H: 1 LOB: 1 BB: 0 P: 4	R: 0 E: 0 K: 2 S: 7	H: 0 LOB: 0 BB: 0 P: 7	R: 0 E: 0 K: 0 S: 3	H: 0 LOB: 1 BB: 1 P: 7	R: 0 E: 0 K: 1 S: 5	H: 0 LOB: 0 BB: 0 P: 5	R: 2 E: 1 K: 1 S: 8	H: 2 LOB: 2 BB: 1 P: 12	R: 0 E: 0 K: 0 S: 5	H: 2 LOB: 2 BB: 0 P: 5	R: 0 E: 0 K: 0 S: 5	H: 2 LOB: 2 BB: 0 P: 5	1B: 3 2B: 1 3B: 0 HR: 1	SF: 0 SAC: 1 DP: 0 HBP: 0	WP: 0 PB: 0 SB: 0 CS: 0	PA: 32
<b>PITCHER</b>	IP WLS BF H R ER SO BB IBB HBP BLK WP HR S P ERA WHIP																			
Clyde Wright <i>L</i> ERA: 3.25 (1.1)	7.1 L 29 4 2 1 5 1 0 0 0 0 0 0 37 45 1.23 0.682																			
Lloyd Allen <i>R</i> ERA: 2.65 (8.1)	0.2 3 1 0 0 0 0 0 0 0 0 0 3 3 0.00 1.500																			





Batter	1	2	3	4	5	6	7	8	9	AB	R	H	RBI	BB	SO	LOB	TOP					
Bert Campaneris, R (1, 6) OBP: 0.291, SLG: 0.342	L4		F7		F9			F8		4	0	2	1	0	0	1	<b>Oakland Athletics @ Washington Senators</b> Robert F. Kennedy Memorial Stadium, Washington, DC Tue Aug 17 1971, 7:05 PM EDT Att: 8,847 - Unknown <a href="http://livebaseballscorecards.com">livebaseballscorecards.com</a>					
Joe Rudi, R (1, 7) OBP: 0.295, SLG: 0.397	1-3		F8		F9					4	0	1	0	0	0	2						
Reggie Jackson, L (1, 9) OBP: 0.355, SLG: 0.468			K		5-3			K		4	0	1	0	0	2	4						
Mike Epstein, L (1, 3) OBP: 0.372, SLG: 0.418					F8			F8		3	0	0	0	1	0	2						
Sal Bando, R (1, 5) OBP: 0.386, SLG: 0.462	F8							F8		4	0	1	0	0	0	4						
Angel Mangual, R (1, 8) OBP: 0.329, SLG: 0.361		L4		5-3					6-3	4	0	0	0	0	0	1						
Dave Duncan, R (1, 2) OBP: 0.299, SLG: 0.428		F9		1-3				F7		4	0	1	0	0	0	1						
Dick Green, R (1, 4) OBP: 0.337, SLG: 0.373									F7	3	1	1	0	0	1	0						
Larry Brown, R (7, 4) OBP: 0.243, SLG: 0.242		6-3						K		1	0	0	0	0	0	1						
Blue Moon Odom, R (1, 1) Jim Roland, L (6, 1) Curt Bilefy, L (7, PH) Ron Klimkowski, R (7, 1) Bob Locker, R (8, 1) Mike Hegan, L (8, PH)									F8	2	0	1	0	0	0	1						
<b>Inning Stats</b>	R: 0 E: 0 K: 0 S: 4	H: 1 LOB: 2 BB: 1 P: 8	R: 0 E: 0 K: 0 S: 3	H: 0 LOB: 0 BB: 0 P: 3	R: 0 E: 0 K: 1 S: 6	H: 1 LOB: 1 BB: 0 P: 6	R: 0 E: 0 K: 0 S: 4	H: 1 LOB: 1 BB: 0 P: 4	R: 1 E: 0 K: 1 S: 7	H: 2 LOB: 1 BB: 0 P: 7	R: 0 E: 0 K: 0 S: 3	H: 0 LOB: 0 BB: 0 P: 3	R: 0 E: 0 K: 1 S: 5	H: 0 LOB: 0 BB: 0 P: 5	R: 0 E: 0 K: 1 S: 7	H: 2 LOB: 2 BB: 0 P: 7	R: 0 E: 0 K: 0 S: 4	H: 1 LOB: 1 BB: 0 P: 4	1B: 6 2B: 2 3B: 0 HR: 0	SF: 0 SAC: 0 DP: 0 HBP: 0	WP: 0 PB: 0 SB: 0 CS: 0	PA: 36
<b>PITCHER</b> Bill Gogolewski, R (1, 1) ERA: 2.57	IP: 9.0 WLS: W BF: 36 H: 8 R: 1 ER: 1 SO: 4 BB: 1 IBB: 0 HBP: 0 BLK: 0 WP: 0 HR: 0 S: 43 P: 47 ERA: 1.00 WHIP: 1.000															<b>PITCHER</b>						

Batter	1	2	3	4	5	6	7	8	9	AB	R	H	RBI	BB	SO	LOB	BOTTOM			
Del Unser, L (1, 8) OBP: 0.348, SLG: 0.365						FC6-4		SH1-3		3	1	2	0	1	0	1	<b>Oakland Athletics @ Washington Senators</b> Robert F. Kennedy Memorial Stadium, Washington, DC Tue Aug 17 1971, 7:05 PM EDT Att: 8,847 - Unknown <a href="http://livebaseballscorecards.com">livebaseballscorecards.com</a>			
Davey Nelson, R (1, 5) OBP: 0.305, SLG: 0.360		FC5-4		FC6-4		WP				5	2	2	2	0	0	4				
Don Mincher, L (1, 3) Elliott Maddox, R (6, PR) OBP: 0.318, SLG: 0.259				F7						3	2	2	4	2	0	1				
Frank Howard, R (1, 7) Tom McCraw, L (9, 3) OBP: 0.298, SLG: 0.398										0	0	0	0	0	0	0				
Jeff Burroughs, R (1, 9) OBP: 0.303, SLG: 0.400										3	0	0	0	1	2	1				
Bernie Allen, L (1, 4) OBP: 0.349, SLG: 0.369										4	0	0	0	0	0	4				
Paul Casanova, R (1, 2) OBP: 0.234, SLG: 0.289										4	0	0	0	0	0	0				
Tim Cullen, R (1, 6) OBP: 0.241, SLG: 0.246										4	1	0	0	0	0	0				
Bill Gogolewski, L (1, 1) OBP: 0.286, SLG: 0.211										4	1	3	0	0	0	0				
<b>Inning Stats</b>	R: 2 E: 0 K: 1 S: 6	H: 1 LOB: 1 BB: 2 P: 14	R: 0 E: 0 K: 0 S: 3	H: 0 LOB: 0 BB: 0 P: 3	R: 0 E: 0 K: 0 S: 4	H: 1 LOB: 3 BB: 2 P: 12	R: 0 E: 0 K: 0 S: 5	H: 2 LOB: 2 BB: 0 P: 5	R: 2 E: 0 K: 1 S: 6	H: 3 LOB: 1 BB: 0 P: 6	R: 0 E: 0 K: 0 S: 3	H: 0 LOB: 0 BB: 0 P: 3	R: 2 E: 1 K: 0 S: 5	H: 2 LOB: 2 BB: 1 P: 9	R: 2 E: 1 K: 0 S: 5	H: 2 LOB: 2 BB: 1 P: 9		1B: 7 2B: 1 3B: 0 HR: 2	SF: 0 SAC: 1 DP: 1 HBP: 0	WP: 2 PB: 0 SB: 1 CS: 0
<b>PITCHER</b> Blue Moon Odom, R (1, 1) ERA: 3.86 Jim Roland, L (6, 1) ERA: 2.53 Ron Klimkowski, R (7, 1) ERA: 4.36 Bob Locker, R (8, 1) ERA: 3.09	IP: 5.2 WLS: L BF: 29 H: 7 R: 6 ER: 6 SO: 2 BB: 5 IBB: 0 HBP: 0 BLK: 0 WP: 1 HR: 2 S: 28 P: 48 ERA: 9.53 WHIP: 2.118															<b>PITCHER</b>				



Batter	1	2	3	4	5	6	7	8	9	AB	R	H	RBI	BB	SO	LOB	TOP			
<b>Bert Campaneris, R</b> OBP: 0.291, SLG: 0.341 (1, 6)										4	1	1	0	0	0	0	<b>Oakland Athletics @ Washington Senators</b> Robert F. Kennedy Memorial Stadium, Washington, DC Wed Aug 18 1971, 7:05 PM EDT Att: 8,146 - Unknown <a href="http://livebaseballscorecards.com">livebaseballscorecards.com</a>			
<b>Joe Rudi, R</b> OBP: 0.292, SLG: 0.393 (1, 9)										4	0	0	0	0	0	1				
<b>Mike Hegan, L</b> OBP: 0.360, SLG: 0.370 (1, 3)										3	2	1	0	1	1	0				
<b>Tommy Davis, R</b> OBP: 0.369, SLG: 0.425 (1, 7)										3	0	2	1	1	0	0				
<b>Gene Tenace, R</b> OBP: 0.407, SLG: 0.480 (1, 2)										3	0	0	1	1	1	2				
<b>George Hendrick, R</b> OBP: 0.276, SLG: 0.330 (1, 8)										3	0	1	1	0	1	1				
<b>Larry Brown, R</b> OBP: 0.238, SLG: 0.236 (1, 5)										4	0	0	0	0	0	4				
<b>Dick Green, R</b> OBP: 0.334, SLG: 0.369 (1, 4)										4	0	0	0	0	0	2				
<b>Chuck Dobson, R</b> OBP: 0.245, SLG: 0.327 <b>Rollie Fingers, R</b> OBP: 0.226, SLG: 0.200 (8, 1)										3	0	0	0	0	1	0				
										0	0	0	0	0	0	0				
<b>Inning Stats</b>	R: 0 E: 0 K: 1 S: 5	H: 0 LOB: 0 BB: 0 P: 5	R: 0 E: 0 K: 2 S: 7	H: 0 LOB: 0 BB: 0 P: 7	R: 0 E: 0 K: 1 S: 5	H: 0 LOB: 0 BB: 0 P: 5	R: 2 E: 1 K: 0 S: 4	H: 1 LOB: 2 BB: 3 P: 16	R: 0 E: 0 K: 0 S: 3	H: 0 LOB: 0 BB: 0 P: 3	R: 1 E: 0 K: 0 S: 5	H: 2 LOB: 1 BB: 0 P: 5	R: 0 E: 0 K: 0 S: 3	H: 0 LOB: 0 BB: 0 P: 3	R: 0 E: 0 K: 0 S: 5	H: 2 LOB: 2 BB: 0 P: 5		1B: 4 2B: 1 3B: 0 HR: 0	SF: 1 SAC: 0 DP: 0 HBP: 0	WP: 1 PB: 0 SB: 0 CS: 0
<b>PITCHER</b> <b>Pete Broberg, R</b> ERA: 2.68 (1, 1)	IP: 9.0 WLS: W BF: 35 H: 5 R: 3 ER: 1 SO: 4 BB: 3 IBB: 0 HBP: 0 BLK: 0 WP: 1 HR: 0 S: 40 P: 52 ERA: 1.00 WHIP: 0.889															<b>PITCHER</b>				

Batter	1	2	3	4	5	6	7	8	9	AB	R	H	RBI	BB	SO	LOB	BOTTOM				
<b>Del Unser, L</b> OBP: 0.350, SLG: 0.368 (1, 8) (9, 9)										5	2	3	0	0	0	2	<b>Oakland Athletics @ Washington Senators</b> Robert F. Kennedy Memorial Stadium, Washington, DC Wed Aug 18 1971, 7:05 PM EDT Att: 8,146 - Unknown <a href="http://livebaseballscorecards.com">livebaseballscorecards.com</a>				
<b>Davey Nelson, R</b> OBP: 0.313, SLG: 0.384 (1, 5)										4	1	3	0	0	0	1					
<b>Don Mincher, L</b> OBP: 0.416, SLG: 0.452 <b>Tom McCraw, L</b> OBP: 0.286, SLG: 0.395 (6, PR) (9, 3)										3	1	2	3	1	0	1					
<b>Frank Howard, R</b> OBP: 0.373, SLG: 0.481 <b>Elliott Maddox, R</b> OBP: 0.316, SLG: 0.259 (8, PR) (9, 8)										3	0	1	1	1	0	2					
<b>Bernie Allen, L</b> OBP: 0.352, SLG: 0.365 <b>Toby Harrah, R</b> OBP: 0.291, SLG: 0.277 (8, PR) (9, 6)										2	0	0	0	2	0	1					
<b>Jeff Burroughs, R</b> OBP: 0.300, SLG: 0.391 (1, 9) (9, 7)										4	1	1	2	0	1	2					
<b>Paul Casanova, R</b> OBP: 0.234, SLG: 0.292 (1, 2)										4	1	1	1	0	1	2					
<b>Tim Cullen, R</b> OBP: 0.241, SLG: 0.252 (1, 6) (9, 4)										4	1	1	2	0	0	1					
<b>Lenny Randle, S</b> OBP: 0.302, SLG: 0.315 (9, 4)										0	0	0	0	0	0	0					
<b>Pete Broberg, R</b> OBP: 0.074, SLG: 0.038 (1, 1)										4	0	0	1	0	0	2					
<b>Inning Stats</b>	R: 0 E: 0 K: 0 S: 3	H: 1 LOB: 0 BB: 0 P: 3	R: 0 E: 0 K: 0 S: 3	H: 0 LOB: 1 BB: 1 P: 7	R: 1 E: 0 K: 0 S: 6	H: 3 LOB: 2 BB: 0 P: 6	R: 0 E: 0 K: 2 S: 7	H: 0 LOB: 1 BB: 1 P: 11	R: 2 E: 0 K: 0 S: 5	H: 2 LOB: 0 BB: 0 P: 5	R: 0 E: 0 K: 0 S: 3	H: 0 LOB: 0 BB: 0 P: 3	R: 0 E: 0 K: 0 S: 3	H: 0 LOB: 0 BB: 0 P: 3	R: 7 E: 0 K: 1 S: 11	H: 6 LOB: 3 BB: 2 P: 19		1B: 6 2B: 4 3B: 2 HR: 1	SF: 0 SAC: 1 DP: 1 HBP: 0	WP: 0 PB: 0 SB: 0 CS: 0	PA: 39
<b>PITCHER</b> <b>Chuck Dobson, R</b> ERA: 3.73 <b>Rollie Fingers, R</b> ERA: 2.66 (8, 1)	IP: 7.0 WLS: L BF: 32 H: 8 R: 7 ER: 7 SO: 2 BB: 3 IBB: 0 HBP: 0 BLK: 0 WP: 0 HR: 1 S: 32 P: 48 ERA: 9.00 WHIP: 1.571															<b>PITCHER</b>					

Batter	1	2	3	4	5	6	7	8	9	AB	R	H	RBI	BB	SO	LOB	TOP					
<b>Del Unser, L</b> OBP: 0.391, SLG: 0.367 (1, 8)										4	1	1	0	1	0	2	<b>Washington Senators @ Kansas City Royals</b> Municipal Stadium, Kansas City, MO Fri Aug 20 1971, 8:05 PM EDT Unknown - 92 F					
<b>Davey Nelson, R</b> OBP: 0.311, SLG: 0.390 (1, 5)										5	1	1	0	0	1	4						
<b>Don Mincher, L</b> OBP: 0.415, SLG: 0.448 <b>Tom McCraw, L</b> OBP: 0.286, SLG: 0.395 (8, 3)										5	1	1	1	0	0	2						
<b>Frank Howard, R</b> OBP: 0.376, SLG: 0.483 <b>Elliott Maddox, R</b> OBP: 0.316, SLG: 0.259 (8, 8)										3	1	2	1	1	1	1						
<b>Bernie Allen, L</b> OBP: 0.399, SLG: 0.364 <b>Toby Harrah, R</b> OBP: 0.291, SLG: 0.277 (9, 6)										0	0	0	0	0	0	0						
<b>Jeff Burroughs, R</b> OBP: 0.307, SLG: 0.406 (1, 9)										5	1	2	3	0	3	2						
<b>Dick Billings, R</b> OBP: 0.290, SLG: 0.339 (1, 2)										5	0	1	1	0	1	5						
<b>Tim Cullen, R</b> OBP: 0.240, SLG: 0.249 (9, 4)										4	0	0	0	1	0	2						
<b>Denny McLain, R</b> OBP: 0.143, SLG: 0.130 (1, 1)										3	0	1	0	1	1	2						
<b>Inning Stats</b>	R: 2 E: 0 K: 0 S: 6	H: 3 LOB: 2 BB: 1 P: 10	R: 0 E: 0 K: 0 S: 4	H: 1 LOB: 1 BB: 0 P: 4	R: 0 E: 0 K: 2 S: 8	H: 1 LOB: 1 BB: 0 P: 8	R: 0 E: 0 K: 0 S: 3	H: 0 LOB: 1 BB: 1 P: 7	R: 4 E: 0 K: 0 S: 6	H: 3 LOB: 1 BB: 2 P: 14	R: 0 E: 1 K: 0 S: 5	H: 1 LOB: 2 BB: 0 P: 5	R: 0 E: 0 K: 3 S: 10	H: 0 LOB: 1 BB: 0 P: 10	R: 0 E: 0 K: 2 S: 8	H: 1 LOB: 1 BB: 0 P: 8		R: 0 E: 0 K: 1 S: 4	H: 0 LOB: 1 BB: 2 P: 12	1B: 8 2B: 1 3B: 1 HR: 0	SF: 1 SAC: 0 DP: 0 HBP: 0	WP: 0 PB: 1 CS: 2 ERA: 1
<b>PITCHER</b>	IP WLS BF H R ER SO BB IBB HBP BLK WP HR S P ERA WHIP																					
<b>Al Fitzmorris, R</b> ERA: 4.07 (1, 1)	4.1 L 24 7 6 6 2 4 0 0 0 0 0 0 24 40 12.46 2.538																					
<b>Jim York, R</b> ERA: 2.55 (5, 1)	2.2 12 2 0 0 3 0 0 0 0 0 0 0 18 18 0.00 0.750																					
<b>Ted Abernathy, R</b> ERA: 2.43 (8, 1)	2.0 8 1 0 0 3 2 0 0 0 0 0 0 0 12 20 0.00 1.500																					

Batter	1	2	3	4	5	6	7	8	9	AB	R	H	RBI	BB	SO	LOB	BOTTOM					
<b>Freddie Patek, R</b> OBP: 0.329, SLG: 0.372 (1, 6)										4	1	3	0	0	1	2	<b>Washington Senators @ Kansas City Royals</b> Municipal Stadium, Kansas City, MO Fri Aug 20 1971, 8:05 PM EDT Unknown - 92 F					
<b>Joe Kaough, L</b> OBP: 0.176, SLG: 0.340 (1, 9)										4	0	1	2	0	0	4						
<b>Amos Otis, R</b> OBP: 0.357, SLG: 0.475 (1, 8)										4	1	1	0	0	0	2						
<b>Gail Hopkins, L</b> OBP: 0.382, SLG: 0.463 (1, 3)										4	0	1	1	0	0	1						
<b>Cookie Rojas, R</b> OBP: 0.358, SLG: 0.407 (1, 4)										4	0	1	0	0	0	1						
<b>Lou Piniella, R</b> OBP: 0.298, SLG: 0.365 (1, 7)										4	0	1	0	0	0	1						
<b>Paul Schaal, R</b> OBP: 0.382, SLG: 0.386 (1, 5)										3	0	1	0	1	0	2						
<b>Ed Kirkpatrick, L</b> OBP: 0.306, SLG: 0.343 (1, 2)										3	0	0	0	1	1	1						
<b>Al Fitzmorris, S</b> OBP: 0.200, SLG: 0.200 (1, 1)										1	1	1	0	0	0	0						
<b>Jim York, R</b> OBP: 0.176, SLG: 0.375 (5, 1)										1	0	0	0	0	1	0						
<b>Bob Oliver, R</b> OBP: 0.276, SLG: 0.326 (7, PH)										1	0	0	0	0	0	2						
<b>Ted Abernathy, R</b> OBP: 0.111, SLG: 0.111 (8, PH)										0	0	0	0	0	0	0						
<b>Chuck Harrison, R</b> OBP: 0.394, SLG: 0.347 (9, PH)										1	0	0	0	0	1	1						
<b>Inning Stats</b>	R: 0 E: 0 K: 0 S: 4	H: 1 LOB: 0 BB: 0 P: 4	R: 0 E: 0 K: 0 S: 3	H: 1 LOB: 0 BB: 0 P: 3	R: 3 E: 0 K: 0 S: 7	H: 5 LOB: 1 BB: 0 P: 7	R: 0 E: 0 K: 1 S: 5	H: 1 LOB: 0 BB: 0 P: 5	R: 0 E: 0 K: 0 S: 6	H: 1 LOB: 1 BB: 0 P: 6	R: 0 E: 0 K: 0 S: 3	H: 0 LOB: 0 BB: 0 P: 3	R: 0 E: 0 K: 1 S: 6	H: 1 LOB: 2 BB: 1 P: 10	R: 0 E: 0 K: 0 S: 3	H: 0 LOB: 0 BB: 0 P: 3	R: 0 E: 0 K: 1 S: 5	H: 0 LOB: 1 BB: 1 P: 9	1B: 8 2B: 2 3B: 0 HR: 0	SF: 0 SAC: 0 DP: 2 HBP: 0	WP: 0 PB: 0 CS: 0 ERA: 1	PA: 36
<b>PITCHER</b>	IP WLS BF H R ER SO BB IBB HBP BLK WP HR S P ERA WHIP																					
<b>Denny McLain, R</b> ERA: 4.04 (1, 1)	9.0 W 36 10 3 3 3 4 2 0 0 0 0 0 0 42 50 3.00 1.333																					

Batter	1	2	3	4	5	6	7	8	9	AB	R	H	RBI	BB	SO	LOB	TOP										
<b>Del Unser, L</b> OBP: 0.349, SLG: 0.364 (1, 8)										6	1	1	0	0	0	4	<b>Washington Senators @ Kansas City Royals</b> Municipal Stadium, Kansas City, MO Fri Aug 20 1971, 8:05 PM EDT Att: 11,523 - Unknown - 87 F										
<b>Davey Nelson, R</b> OBP: 0.316, SLG: 0.393 (1, 5)										6	2	3	0	0	0	2											
<b>Don Mincher, L</b> OBP: 0.415, SLG: 0.451 (1, 3)										5	1	2	1	0	0	2											
<b>Tom McCraw, L</b> OBP: 0.286, SLG: 0.395 (8, 3)										0	1	0	0	0	0	0											
<b>Frank Howard, R</b> OBP: 0.380, SLG: 0.489 (1, 7)										5	2	4	2	0	1	1											
<b>Elliott Maddox, R</b> OBP: 0.316, SLG: 0.259 (8, 8)										0	0	0	0	0	0	0											
<b>Bernie Allen, L</b> OBP: 0.363, SLG: 0.381 (1, 4)										3	1	2	2	0	0	1											
<b>Toby Harrah, R</b> OBP: 0.289, SLG: 0.275 (5, 6)										2	0	0	0	0	0	2											
<b>Jeff Burroughs, R</b> OBP: 0.338, SLG: 0.425 (1, 9)										4	0	3	2	1	0	1											
<b>Paul Casanova, R</b> OBP: 0.234, SLG: 0.290 (1, 2)										5	0	1	0	0	1	6											
<b>Tim Cullen, R</b> OBP: 0.243, SLG: 0.249 (1, 6)										4	0	1	0	1	1	5											
<b>Dick Bosman, R</b> OBP: 0.206, SLG: 0.109 (1, 1)										5	0	0	0	0	4	4	 <b>Senators</b>										
<b>Inning Stats</b>	R: 2 E: 0 K: 2 S: 11	H: 4 LOB: 3 BB: 1 P: 15	R: 0 E: 0 K: 1 S: 5	H: 0 LOB: 0 BB: 0 P: 5	R: 0 E: 0 K: 0 S: 4	H: 1 LOB: 1 BB: 0 P: 4	R: 0 E: 0 K: 1 S: 5	H: 0 LOB: 0 BB: 0 P: 5	R: 3 E: 0 K: 0 S: 8	H: 5 LOB: 2 BB: 0 P: 8	R: 0 E: 0 K: 1 S: 6	H: 1 LOB: 1 BB: 0 P: 6	R: 1 E: 1 K: 1 S: 8	H: 2 LOB: 3 BB: 1 P: 12	R: 2 E: 0 K: 1 S: 8	H: 3 LOB: 2 BB: 0 P: 8		R: 0 E: 0 K: 0 S: 4	H: 1 LOB: 1 BB: 0 P: 4	1B: 14 2B: 2 3B: 1 HR: 0	SF: 0 SAC: 0 DP: 0 HBP: 0	WP: 0 PB: 0 CS: 1	PA: 47				
<b>PITCHER</b>	IP	WLS	BF	H	R	ER	SO	BB	IBB	HBP	BLK	WP	HR	S	P	ERA	WHIP										
<b>Ken Wright, R</b> ERA: 2.94 (1, 1)	0.1	L	6	4	2	2	0	1	0	0	0	0	0	5	9	54.00	15.000										
<b>Roger Nelson, R</b> ERA: 5.63 (1, 1)	4.1		18	5	3	3	4	0	0	0	0	0	0	26	26	6.23	1.154										
<b>Tom Burgmeier, L</b> ERA: 1.83 (5, 1)	2.1		13	4	1	0	2	0	1	0	0	0	0	16	20	0.00	1.714										
<b>Ted Abernathy, R</b> ERA: 2.63 (8, 1)	2.0		10	4	2	2	1	0	0	0	0	0	0	12	12	9.00	2.000										
Batter	1	2	3	4	5	6	7	8	9	AB	R	H	RBI	BB	SO	LOB	BOTTOM										
<b>Freddie Patek, R</b> OBP: 0.328, SLG: 0.373 (1, 6)										4	1	1	0	0	2	2	<b>Washington Senators @ Kansas City Royals</b> Municipal Stadium, Kansas City, MO Fri Aug 20 1971, 8:05 PM EDT Att: 11,523 - Unknown - 87 F										
<b>Joe Keough, L</b> OBP: 0.347, SLG: 0.350 (1, 9)										4	1	3	1	0	0	2											
<b>Amos Otis, R</b> OBP: 0.356, SLG: 0.473 (1, 8)										4	0	1	0	0	0	2											
<b>Gail Hopkins, L</b> OBP: 0.375, SLG: 0.454 (1, 3)										4	0	0	0	0	0	3											
<b>Lou Piniella, R</b> OBP: 0.294, SLG: 0.361 (1, 7)										4	0	0	0	0	0	3											
<b>Paul Schaaf, R</b> OBP: 0.379, SLG: 0.383 (1, 5)										4	0	0	0	0	0	2											
<b>Bobby Knoop, R</b> OBP: 0.271, SLG: 0.302 (1, 4)										4	0	0	0	0	2	0											
<b>Dennis Paepke, R</b> OBP: 0.250, SLG: 0.304 (1, 2)										4	0	2	0	0	0	0											
<b>Ken Wright, R</b> OBP: 0.091, SLG: 0.048 (1, 1)										0	0	0	0	0	0	0											
<b>Roger Nelson, R</b> OBP: 0.400, SLG: 0.250 (1, 1)										1	0	1	0	0	0	0											
<b>Tom Burgmeier, L</b> OBP: 0.235, SLG: 0.250 (5, 1)										1	0	0	0	0	1	1											
<b>Bob Oliver, R</b> OBP: 0.275, SLG: 0.325 (7, PH)										1	0	0	0	0	0	0											
<b>Ted Abernathy, R</b> OBP: 0.311, SLG: 0.111 (8, 1)										0	0	0	0	0	0	0											
<b>Inning Stats</b>	R: 0 E: 0 K: 1 S: 6	H: 1 LOB: 1 BB: 0 P: 6	R: 0 E: 0 K: 1 S: 5	H: 0 LOB: 0 BB: 0 P: 5	R: 0 E: 0 K: 1 S: 6	H: 2 LOB: 1 BB: 0 P: 6	R: 0 E: 0 K: 0 S: 3	H: 0 LOB: 0 BB: 0 P: 3	R: 0 E: 0 K: 1 S: 6	H: 1 LOB: 1 BB: 0 P: 6	R: 1 E: 1 K: 0 S: 6	H: 2 LOB: 2 BB: 0 P: 6	R: 0 E: 0 K: 1 S: 5	H: 0 LOB: 0 BB: 0 P: 5	R: 1 E: 0 K: 0 S: 5	H: 2 LOB: 1 BB: 0 P: 5	R: 0 E: 0 K: 0 S: 3	H: 0 LOB: 0 BB: 0 P: 3	1B: 6 2B: 2 3B: 0 HR: 0	SF: 0 SAC: 0 DP: 1 HBP: 0	WP: 0 PB: 0 CS: 0	PA: 35					
<b>PITCHER</b>	IP	WLS	BF	H	R	ER	SO	BB	IBB	HBP	BLK	WP	HR	S	P	ERA	WHIP										
<b>Dick Bosman, R</b> ERA: 3.76 (1, 1)	9.0	W	35	8	2	1	5	0	0	0	0	0	0	45	45	1.00	0.889										

Batter	1	2	3	4	5	6	7	8	9	AB	R	H	RBI	BB	SO	LOB	TOP								
Del Unser, L OBP: 0.349, SLG: 0.366 (1, 8)										4	1	1	1	1	0	2									
Davey Nelson, R OBP: 0.316, SLG: 0.392 (1, 5)										3	0	1	2	0	0	0									
Don Mincher, L OBP: 0.411, SLG: 0.447 (1, 3)										3	0	0	1	0	0	2									
Frank Howard, R OBP: 0.379, SLG: 0.486 (1, 7)										4	0	1	0	0	1	0									
Bernie Allen, L OBP: 0.363, SLG: 0.376 Lenny Randle, S OBP: 0.302, SLG: 0.315 Toby Harrah, R OBP: 0.288, SLG: 0.274 (7, 6)										2	0	0	0	1	0	1									
Jeff Burroughs, R OBP: 0.345, SLG: 0.434 (1, 9)										3	1	1	0	1	1	0									
Dick Billings, R OBP: 0.289, SLG: 0.337 (1, 2)										4	1	1	1	0	1	1									
Tim Cullen, R OBP: 0.243, SLG: 0.252 (7, 4)										4	0	1	0	0	1	2									
Mike Thompson, R OBP: 0.200, SLG: 0.077 Casey Cox, R OBP: 0.115, SLG: 0.080 Tom McCraw, L OBP: 0.290, SLG: 0.395 Paul Lindblad, L OBP: 0.211, SLG: 0.316 Elliott Maddox, R OBP: 0.321, SLG: 0.263 (9, PH)										1	0	0	0	1	1	1									
<b>Inning Stats</b>	R: 1 E: 0 K: 0 S: 5	H: 2 LOB: 1 BB: 0 P: 5	R: 0 E: 0 K: 2 S: 8	H: 1 LOB: 1 BB: 0 P: 8	R: 0 E: 0 K: 1 S: 3	H: 0 LOB: 0 BB: 0 P: 3	R: 0 E: 0 K: 1 S: 6	H: 1 LOB: 1 BB: 0 P: 6	R: 0 E: 0 K: 1 S: 4	H: 0 LOB: 0 BB: 1 P: 8	R: 0 E: 0 K: 0 S: 3	H: 0 LOB: 0 BB: 0 P: 3	R: 4 E: 0 K: 0 S: 4	H: 2 LOB: 2 BB: 3 P: 17	R: 0 E: 0 K: 1 S: 5	H: 0 LOB: 0 BB: 0 P: 5	R: 0 E: 0 K: 0 S: 4	H: 1 LOB: 1 BB: 0 P: 4	1B: 4 2B: 5 3B: 0 HR: 0	SF: 1 SAC: 1 DP: 2 HBP: 1	WP: 0 PB: 0 SB: 0 CS: 0	PA: 37			
<b>PITCHER</b>	IP	WLS	BF	H	R	ER	SO	BB	IBB	HBP	BLK	WP	HR	S	P	ERA	WHIP								
Mike Hedlund, R ERA: 2.95 Jim York, R ERA: 2.99 Tom Burgmeier, L ERA: 1.76	(1, 1)	6.0	W	23	4	2	2	4	2	0	0	0	0	29	37	3.00	1.000								
	(7, 1)	0.1		6	2	3	3	0	2	0	1	0	0	3	12	81.00	12.000								
	(7, 1)	2.2	S	8	1	0	0	1	0	0	0	0	0	10	10	0.00	0.375								

Washington Senators @ Kansas City Royals  
Municipal Stadium, Kansas City, MO  
Sat Aug 21 1971, 8:05 PM EDT  
Alt: 8,489 - Unknown - 82 F

AB 30  
R 5  
H 7  
RBI 5  
BB 4  
SO 5  
LOB 9



Batter	1	2	3	4	5	6	7	8	9	AB	R	H	RBI	BB	SO	LOB	BOTTOM									
Freddie Patek, R OBP: 0.331, SLG: 0.374 (1, 6)										4	1	2	0	1	2	1										
Joe Keough, L OBP: 0.344, SLG: 0.347 (1, 8)										5	1	1	0	0	0	2										
Gail Hopkins, L OBP: 0.376, SLG: 0.455 (1, 3)										4	2	1	1	1	0	2										
Lou Piniella, R OBP: 0.296, SLG: 0.365 (1, 7)										5	2	2	3	0	0	1										
Cookie Rojas, R OBP: 0.357, SLG: 0.406 Bobby Knoop, R OBP: 0.301, SLG: 0.323 (4, PH)										1	0	0	0	0	0	0										
Bob Oliver, R OBP: 0.281, SLG: 0.331 (1, 9)										4	0	3	2	0	0	1										
Paul Schaal, R OBP: 0.380, SLG: 0.382 (1, 5)										3	0	1	0	1	1	1										
Ed Kirkpatrick, L OBP: 0.306, SLG: 0.340 (1, 2)										3	0	0	0	1	1	4										
Mike Hedlund, R OBP: 0.120, SLG: 0.083 Jim York, R OBP: 0.176, SLG: 0.375 Tom Burgmeier, L OBP: 0.278, SLG: 0.294 (7, 1)										3	0	0	0	0	0	4										
<b>Inning Stats</b>	R: 0 E: 0 K: 0 S: 4	H: 1 LOB: 1 BB: 0 P: 4	R: 0 E: 0 K: 0 S: 5	H: 2 LOB: 2 BB: 0 P: 5	R: 0 E: 0 K: 0 S: 3	H: 1 LOB: 0 BB: 0 P: 3	R: 0 E: 0 K: 0 S: 3	H: 0 LOB: 2 BB: 2 P: 11	R: 5 E: 0 K: 1 S: 10	H: 5 LOB: 2 BB: 2 P: 18	R: 3 E: 0 K: 1 S: 7	H: 3 LOB: 1 BB: 1 P: 11	R: 0 E: 0 K: 2 S: 8	H: 1 LOB: 1 BB: 0 P: 8	R: 0 E: 0 K: 0 S: 3	H: 0 LOB: 0 BB: 0 P: 3	1B: 11 2B: 2 3B: 0 HR: 0	SF: 0 SAC: 0 DP: 0 HBP: 0	WP: 1 PB: 0 SB: 1 CS: 1	PA: 40						
<b>PITCHER</b>	IP	WLS	BF	H	R	ER	SO	BB	IBB	HBP	BLK	WP	HR	S	P	ERA	WHIP									
Mike Thompson, R ERA: 4.28 Casey Cox, R ERA: 3.36 Paul Lindblad, L ERA: 2.61	(1, 1)	4.1	L	23	8	5	5	0	3	0	0	0	1	0	20	32	10.38	2.538								
	(5, 1)	1.2		10	4	3	3	2	1	1	0	0	1	0	12	20	16.20	3.000								
	(7, 1)	2.0		7	1	0	0	2	0	0	0	0	0	11	11	0.00	0.500									

Washington Senators @ Kansas City Royals  
Municipal Stadium, Kansas City, MO  
Sat Aug 21 1971, 8:05 PM EDT  
Alt: 8,489 - Unknown - 82 F

AB 35  
R 8  
H 13  
RBI 7  
BB 5  
SO 4  
LOB 16



Batter	1	2	3	4	5	6	7	8	9	AB	R	H	RBI	BB	SO	LOB	TOP										
<b>Del Unser, L</b> OBP: 0.350, SLG: 0.367 (1, 9)										4	0	2	0	0	0	0											
<b>Davey Nelson, R</b> OBP: 0.311, SLG: 0.385 (1, 5)										4	0	0	0	0	1	2											
<b>Frank Howard, R</b> OBP: 0.376, SLG: 0.482 (1, 3)										4	0	0	0	0	0	2											
<b>Jeff Burroughs, R</b> OBP: 0.341, SLG: 0.463 (1, 7)										4	1	1	1	0	1	1											
<b>Dick Billings, R</b> OBP: 0.296, SLG: 0.345 (1, 2)										3	0	2	0	1	0	0											
<b>Elliott Maddox, R</b> OBP: 0.328, SLG: 0.269 (1, 8)										3	0	2	0	1	0	1											
<b>Toby Harrah, R</b> OBP: 0.285, SLG: 0.270 (1, 6)										4	0	0	0	0	1	5											
<b>Tim Cullen, R</b> OBP: 0.243, SLG: 0.251 (1, 4)										2	0	0	0	1	0	0											
<b>Jackie Brown, R</b> OBP: 0.133, SLG: 0.133 (1, 1)										2	0	0	0	0	2	2											
<b>Horacio Pina, R</b> (5, 1)										0	0	0	0	0	0	0											
<b>Lenny Randle, S</b> OBP: 0.300, SLG: 0.313 (8, PH)										1	0	0	0	0	0	0											
<b>Casey Cox, R</b> OBP: 0.115, SLG: 0.080 (8, 1)										0	0	0	0	0	0	0											
<b>Inning Stats</b>	R: 0 E: 0 K: 0 S: 3	H: 1 LOB: 0 BB: 0 P: 3	R: 0 E: 0 K: 1 S: 5	H: 1 LOB: 0 BB: 0 P: 5	R: 0 E: 0 K: 2 S: 7	H: 0 LOB: 0 BB: 0 P: 7	R: 0 E: 0 K: 1 S: 6	H: 1 LOB: 1 BB: 0 P: 6	R: 0 E: 0 K: 1 S: 6	H: 0 LOB: 0 BB: 0 P: 3	R: 0 E: 0 K: 0 S: 4	H: 2 LOB: 1 BB: 0 P: 4	R: 0 E: 0 K: 0 S: 3	H: 0 LOB: 0 BB: 0 P: 3	R: 1 E: 0 K: 0 S: 4	H: 1 LOB: 2 BB: 2 P: 12	1B: 5 2B: 1 3B: 0 HR: 1	SF: 0 SAC: 0 DP: 3 HBP: 0	WP: 0 PB: 0 SB: 0 CS: 0	PA: 34							
<b>PITCHER</b>	IP	WLS	BF	H	R	ER	SO	BB	IBB	HBP	BLK	WP	HR	S	P	ERA	WHIP										
<b>Paul Spittorff, L</b> ERA: 2.27 (1, 1)	8.2	W	32	7	1	1	5	2	0	0	0	0	1	40	48	1.04	1.038										
<b>Tom Burgmeier, L</b> ERA: 1.75 (9, 1)	0.1	S	2	0	0	0	0	1	0	0	0	0	0	1	5	0.00	3.000										

Washington Senators @ Kansas City Royals  
Municipal Stadium, Kansas City, MO  
Sun Aug 22 1971, 4:33 AM EDT  
Att: 12,502 - Unknown

AB	31
R	1
H	7
RBI	1
BB	3
SO	5
LOB	13



Batter	1	2	3	4	5	6	7	8	9	AB	R	H	RBI	BB	SO	LOB	BOTTOM										
<b>Freddie Patek, R</b> OBP: 0.332, SLG: 0.378 (1, 6)										4	2	2	0	0	0	1											
<b>Joe Keough, L</b> OBP: 0.340, SLG: 0.342 (1, 8)										4	0	0	0	0	0	3											
<b>Gail Hopkins, L</b> OBP: 0.373, SLG: 0.450 (1, 3)										4	1	1	1	1	0	2											
<b>Lou Piniella, R</b> OBP: 0.298, SLG: 0.366 (1, 7)										4	1	2	1	0	0	1											
<b>Bob Oliver, R</b> OBP: 0.281, SLG: 0.333 (1, 9)										4	0	1	2	0	1	1											
<b>Paul Schaaf, R</b> OBP: 0.381, SLG: 0.384 (1, 5)										4	0	2	0	0	0	1											
<b>Ed Kirkpatrick, L</b> OBP: 0.305, SLG: 0.339 (1, 2)										4	0	1	0	0	0	2											
<b>Bobby Knoop, R</b> OBP: 0.286, SLG: 0.304 (1, 4)										4	0	0	0	0	0	3											
<b>Paul Spittorff, L</b> OBP: 0.162, SLG: 0.088 (1, 1)										2	0	0	0	1	0	1											
<b>Tom Burgmeier, L</b> OBP: 0.278, SLG: 0.294 (9, 1)										0	0	0	0	0	0	0											
<b>Inning Stats</b>	R: 1 E: 1 K: 1 S: 7	H: 1 LOB: 1 BB: 0 P: 7	R: 0 E: 0 K: 0 S: 4	H: 1 LOB: 1 BB: 0 P: 4	R: 0 E: 0 K: 0 S: 4	H: 1 LOB: 1 BB: 0 P: 4	R: 0 E: 0 K: 0 S: 4	H: 1 LOB: 1 BB: 0 P: 4	R: 3 E: 0 K: 0 S: 7	H: 4 LOB: 1 BB: 0 P: 7	R: 0 E: 0 K: 0 S: 3	H: 0 LOB: 0 BB: 0 P: 3	R: 0 E: 0 K: 0 S: 4	H: 1 LOB: 1 BB: 0 P: 4	1B: 7 2B: 2 3B: 0 HR: 0	SF: 0 SAC: 0 DP: 0 HBP: 0	WP: 0 PB: 1 SB: 3 CS: 0	PA: 35									
<b>PITCHER</b>	IP	WLS	BF	H	R	ER	SO	BB	IBB	HBP	BLK	WP	HR	S	P	ERA	WHIP										
<b>Jackie Brown, R</b> ERA: 5.4 (1, 1)	4.2	L	23	8	4	3	1	0	0	0	0	0	0	25	25	5.79	1.714										
<b>Horacio Pina, R</b> ERA: 2.84 (5, 1)	2.1		8	0	0	0	0	1	0	0	0	0	0	7	11	0.00	0.429										
<b>Casey Cox, R</b> ERA: 3.34 (8, 1)	1.0		4	1	0	0	0	0	0	0	0	0	0	4	4	0.00	1.000										

Washington Senators @ Kansas City Royals  
Municipal Stadium, Kansas City, MO  
Sun Aug 22 1971, 4:33 AM EDT  
Att: 12,502 - Unknown

AB	34
R	4
H	9
RBI	4
BB	1
SO	1
LOB	15



Batter	1	2	3	4	5	6	7	8	9	AB	R	H	RBI	BB	SO	LOB	TOP			
<b>Del Unser, L</b> OBP: 0.347, SLG: 0.363 (1, 9)	0-0 4-3		0-0 6-3			0-0 P6			0-0 F8	4	0	0	0	0	0	0	<b>Washington Senators @ California Angels</b> Anaheim Stadium, Anaheim, CA Tue Aug 24 1971, 10:05 PM EDT Att: 9,004 - Unknown <a href="http://livebaseballscorecards.com">livebaseballscorecards.com</a>			
<b>Lenny Randle, S</b> OBP: 0.295, SLG: 0.306 (1, 4)	0-0 5-3			0-3 K		0-0 F8			0-3 K	4	0	0	0	0	2	0				
<b>Frank Howard, R</b> OBP: 0.379, SLG: 0.481 (1, 3)	4-0 BB			4-0 BB		0-0 F9			4-0 BB 1B	1	1	0	0	3	0	0				
<b>Tom McCraw, L</b> OBP: 0.290, SLG: 0.395 (9, 3)										0	0	0	0	0	0	0				
<b>Jeff Burroughs, R</b> OBP: 0.337, SLG: 0.446 (1, 7)	0-0 1-3			0-0 F8			0-3 K		4-0 1B 1-2 BB	3	0	0	0	1	1	2				
<b>Davey Nelson, R</b> OBP: 0.309, SLG: 0.382 (1, 5)		0-0 F7		0-0 F3			0-0 1-3		0-0 1-3 2-H 1B	4	0	1	1	0	0	1				
<b>Elliott Maddox, R</b> OBP: 0.322, SLG: 0.263 (1, 8)		0-0 F8			0-0 5-3				0-3 K	4	0	0	0	0	1	2				
<b>Paul Casanova, R</b> OBP: 0.231, SLG: 0.287 (1, 2)		0-0 F7			0-0 5-3			0-3 K		3	0	0	0	0	1	0				
<b>Tim Cullen, R</b> OBP: 0.244, SLG: 0.251 (1, 6)			0-0 F8		0-0 1B			0-3 K		3	0	1	0	0	1	0				
<b>Pete Broberg, R</b> OBP: 0.067, SLG: 0.034 (1, 1)			0-3 K		0-3 K			0-3 K		3	0	0	0	0	3	1				
<b>Inning Stats</b>	R: 0 E: 0 K: 0 S: 3	H: 0 LOB: 1 BB: 1 P: 7	R: 0 E: 0 K: 0 S: 3	H: 0 LOB: 0 BB: 0 P: 3	R: 0 E: 0 K: 1 S: 5	H: 0 LOB: 1 BB: 1 P: 9	R: 0 E: 0 K: 1 S: 6	H: 1 LOB: 1 BB: 0 P: 6	R: 0 E: 0 K: 3 S: 9	H: 0 LOB: 0 BB: 0 P: 3	R: 0 E: 0 K: 1 S: 5	H: 0 LOB: 0 BB: 0 P: 5	R: 0 E: 0 K: 3 S: 9	H: 0 LOB: 0 BB: 0 P: 9	R: 1 E: 0 K: 2 S: 8	H: 1 LOB: 2 BB: 2 P: 16	1B: 2 2B: 0 3B: 0 HR: 0	SF: 0 SAC: 0 DP: 0 HBP: 0	WP: 0 PB: 0 CS: 0	PA: 33
<b>PITCHER</b> <b>Clyde Wright, L</b> ERA: 3.15 (1, 1)	IP: 9.0 WLS: W BF: 33 H: 2 R: 1 ER: 1 SO: 9 BB: 4 IBB: 0 HBP: 0 BLK: 0 WP: 0 HR: 0 S: 47 P: 63 ERA: 1.00 WHIP: 0.667																			

Batter	1	2	3	4	5	6	7	8	9	AB	R	H	RBI	BB	SO	LOB	BOTTOM			
<b>Sandy Alomar Sr., S</b> OBP: 0.308, SLG: 0.321 (1, 4)	0-3 K		0-0 SH2-3 1B		0-3 K			0-0 G3		4	0	1	0	0	2	0	<b>Washington Senators @ California Angels</b> Anaheim Stadium, Anaheim, CA Tue Aug 24 1971, 10:05 PM EDT Att: 9,004 - Unknown <a href="http://livebaseballscorecards.com">livebaseballscorecards.com</a>			
<b>Mickey Rivers, L</b> OBP: 0.318, SLG: 0.335 (1, 8)	0-0 1B		0-0 SH2-3 1-2		0-0 F6			0-0 4-3		3	0	1	0	0	0	0				
<b>Tony Gonzalez, L</b> OBP: 0.327, SLG: 0.336 (1, 7)	0-0 F8		4-0 BB		0-0 BB		0-0 6-3		0-0 4-3	3	0	0	0	1	0	1				
<b>Jim Fregosi, R</b> OBP: 0.299, SLG: 0.299 (1, 6)	0-3 K		0-0 G3		0-0 G3		0-0 F8		4-0 HR BB	3	1	0	0	1	1	3				
<b>Jim Spencer, L</b> OBP: 0.315, SLG: 0.420 (1, 3)		0-0 F8		0-0 F8		0-3 K			0-0 1-H HR	4	1	1	2	0	1	0				
<b>Ken McMullen, R</b> OBP: 0.313, SLG: 0.380 (1, 5)		4-0 BB		4-0 BB			0-0 F8			1	0	0	0	2	0	0				
<b>Roger Repoz, L</b> OBP: 0.346, SLG: 0.384 (1, 9)		0-3 K		0-0 F9			0-3 K			3	0	0	0	0	2	2				
<b>John Stephenson, L</b> OBP: 0.273, SLG: 0.320 (1, 2)		0-0 F8		0-0 F9			0-0 F9			3	0	0	0	0	0	2				
<b>Clyde Wright, R</b> OBP: 0.213, SLG: 0.216 (1, 1)			0-3 K		0-0 F8			0-0 6-3		3	0	0	0	0	1	0				
<b>Inning Stats</b>	R: 0 E: 0 K: 2 S: 8	H: 1 LOB: 1 BB: 0 P: 8	R: 0 E: 0 K: 1 S: 5	H: 0 LOB: 1 BB: 1 P: 9	R: 0 E: 0 K: 1 S: 6	H: 1 LOB: 2 BB: 1 P: 10	R: 0 E: 0 K: 0 S: 3	H: 0 LOB: 1 BB: 1 P: 7	R: 0 E: 0 K: 1 S: 5	H: 0 LOB: 0 BB: 0 P: 5	R: 0 E: 0 K: 1 S: 5	H: 0 LOB: 0 BB: 0 P: 5	R: 0 E: 0 K: 3 S: 9	H: 0 LOB: 0 BB: 0 P: 3	R: 2 E: 0 K: 0 S: 2	H: 1 LOB: 0 BB: 1 P: 6		1B: 2 2B: 0 3B: 0 HR: 1	SF: 0 SAC: 1 DP: 0 HBP: 0	WP: 0 PB: 0 CS: 0
<b>PITCHER</b> <b>Pete Broberg, R</b> ERA: 2.62 (1, 1)	IP: 8.1 WLS: L BF: 32 H: 3 R: 2 ER: 2 SO: 7 BB: 4 IBB: 0 HBP: 0 BLK: 0 WP: 0 HR: 1 S: 42 P: 58 ERA: 2.16 WHIP: 0.840																			

Batter	1	2	3	4	5	6	7	8	9	AB	R	H	RBI	BB	SO	LOB	TOP		
Del Unser, L OBP: 0.350, SLG: 0.367 (1, 9)										4	1	2	0	1	0	1	<b>Washington Senators @ California Angels</b> Anaheim Stadium, Anaheim, CA Wed Aug 25 1971, 10:05 PM EDT Att: 7,114 - Unknown		
Lenny Randle, S OBP: 0.294, SLG: 0.302 (1, 4)										3	0	0	0	1	1	4			
Frank Howard, R OBP: 0.379, SLG: 0.487 Larry Blittner, L OBP: 0.335, SLG: 0.307 (9, 3)										5	1	2	1	0	2	3			
Jeff Burroughs, R OBP: 0.351, SLG: 0.448 (1, 7)										4	1	2	1	1	0	1			
Dick Billings, R OBP: 0.295, SLG: 0.348 (1, 2)										4	1	1	1	0	0	3			
Davey Nelson, R OBP: 0.313, SLG: 0.384 (1, 5)										4	1	2	0	0	0	2			
Elliott Maddox, R OBP: 0.325, SLG: 0.261 (1, 8)									2	0	0	0	2	0	1	<b>AB 34</b> <b>R 5</b> <b>H 11</b> <b>RBI 5</b> <b>BB 5</b> <b>SO 5</b> <b>LOB 18</b>			
Toby Harrah, R OBP: 0.284, SLG: 0.270 (1, 6)								4	0	1	2	0	1	1					
Denny McLain, R OBP: 0.157, SLG: 0.167 Tom McCraw, L OBP: 0.289, SLG: 0.393 Joe Grzenda, R OBP: 0.250, SLG: 0.250 (6, PH)								2	0	1	0	0	1	0	2	 <b>WP: 1</b> <b>PA: 40</b> <b>FB: 0</b> <b>SB: 0</b> <b>CS: 0</b>			
Joe Grzenda, R OBP: 0.250, SLG: 0.250 (6, 1)								1	0	0	0	0	0	0	2				
<b>Inning Stats</b>	R: 1 E: 0 K: 1 S: 7	H: 2 LOB: 1 BB: 0 P: 7	R: 0 E: 0 K: 1 S: 5	H: 1 LOB: 0 BB: 0 P: 5	R: 0 E: 0 K: 2 S: 8	H: 1 LOB: 1 BB: 0 P: 8	R: 0 E: 0 K: 0 S: 3	H: 0 LOB: 0 BB: 0 P: 3	R: 0 E: 0 K: 0 S: 3	H: 1 LOB: 1 BB: 1 P: 7	R: 4 E: 0 K: 1 S: 9	H: 4 LOB: 3 BB: 3 P: 21	R: 0 E: 0 K: 0 S: 4	H: 2 LOB: 1 BB: 0 P: 4	R: 0 E: 0 K: 0 S: 3	H: 0 LOB: 1 BB: 1 P: 7	1B: 7 2B: 3 3B: 0 HR: 1	SF: 0 SAC: 1 DP: 2 HBP: 0	WP: 1 PA: 40 FB: 0 SB: 0 CS: 0
<b>PITCHER</b>	IP WLS BF H R ER SO BB IBB HBP BLK WP HR S P ERA WHIP	IP WLS BF H R ER SO BB IBB HBP BLK WP HR S P ERA WHIP																	
Rudy May, L ERA: 2.99 (1, 1)	5.1	23	7	4	4	4	4	2	0	0	0	0	0	1	29	37	6.75	1.688	
Lloyd Allen, R ERA: 2.55 (6, 1)	0.2	L	8	4	1	1	1	1	1	0	0	0	1	0	8	16	13.50	7.500	
Mel Queen, R ERA: 1.56 (7, 1)	1.0		2	0	0	0	0	0	0	0	0	0	0	2	2	2	0.00	0.000	
Eddie Fisher, R ERA: 2.3 (8, 1)	2.0		7	0	0	0	0	1	0	0	0	0	0	0	6	10	0.00	0.500	

Batter	1	2	3	4	5	6	7	8	9	AB	R	H	RBI	BB	SO	LOB	BOTTOM				
Sandy Alomar Sr, S OBP: 0.307, SLG: 0.319 (1, 4)										3	0	0	1	0	0	2	<b>Washington Senators @ California Angels</b> Anaheim Stadium, Anaheim, CA Wed Aug 25 1971, 10:05 PM EDT Att: 7,114 - Unknown				
Mickey Rivers, L OBP: 0.317, SLG: 0.333 (8, 9)									4	0	1	1	0	0	0	0					
Tony Gonzalez, L OBP: 0.324, SLG: 0.332 Tommie Reynolds, R OBP: 0.308, SLG: 0.273 (6, PH)									3	0	0	0	0	0	1	1					
Jim Fregosi, R OBP: 0.302, SLG: 0.315 (1, 6)									4	1	2	1	0	2	0	2					
Jim Spencer, L OBP: 0.312, SLG: 0.417 (1, 3)									4	0	0	0	0	1	1	1					
Ken McMullen, R OBP: 0.311, SLG: 0.377 (1, 5)									4	0	0	0	0	0	1	1					
Roger Repoz, L OBP: 0.347, SLG: 0.385 Ken Berry, R OBP: 0.263, SLG: 0.298 (7, PH)										2	1	1	0	0	0	0		<b>AB 31</b> <b>R 4</b> <b>H 7</b> <b>RBI 4</b> <b>BB 1</b> <b>SO 4</b> <b>LOB 6</b>			
John Stephenson, L OBP: 0.275, SLG: 0.333 Jerry Moses, R OBP: 0.271, SLG: 0.367 (7, PH)								2	1	1	1	0	0	0	1						
Rudy May, L OBP: 0.222, SLG: 0.196 Lloyd Allen, R OBP: 0.357, SLG: 0.571 Mel Queen, L (7, 1)										2	1	1	0	0	1	0					
Billy Cowan, R OBP: 0.324, SLG: 0.439 Eddie Fisher, R OBP: 0.188, SLG: 0.071 (8, 1)										0	0	0	0	0	0	0					
<b>Inning Stats</b>	R: 0 E: 0 K: 0 S: 3	H: 0 LOB: 0 BB: 0 P: 3	R: 0 E: 0 K: 1 S: 5	H: 0 LOB: 0 BB: 0 P: 5	R: 2 E: 1 K: 0 S: 6	H: 3 LOB: 1 BB: 0 P: 6	R: 1 E: 0 K: 0 S: 4	H: 1 LOB: 0 BB: 0 P: 4	R: 1 E: 0 K: 1 S: 6	H: 1 LOB: 1 BB: 0 P: 6	R: 0 E: 0 K: 1 S: 6	H: 1 LOB: 1 BB: 0 P: 6	R: 0 E: 0 K: 0 S: 3	H: 1 LOB: 1 BB: 1 P: 7	R: 0 E: 0 K: 1 S: 5	H: 0 LOB: 0 BB: 0 P: 5	R: 0 E: 0 K: 0 S: 3	H: 0 LOB: 0 BB: 0 P: 3	1B: 5 2B: 0 3B: 0 HR: 2	SF: 0 SAC: 2 DP: 1 HBP: 0	WP: 0 PA: 34 FB: 0 SB: 0 CS: 0
<b>PITCHER</b>	IP WLS BF H R ER SO BB IBB HBP BLK WP HR S P ERA WHIP	IP WLS BF H R ER SO BB IBB HBP BLK WP HR S P ERA WHIP																			
Denny McLain, R ERA: 4.13 (1, 1)	5.0	W	20	5	4	4	2	0	0	0	0	0	0	0	17	21	0.00	0.750			
Joe Grzenda, L ERA: 2.19 (6, 1)	4.0	S	14	2	0	0	2	1	0	0	0	0	0	0	17	21	0.00	0.750			







Batter	1	2	3	4	5	6	7	8	9	AB	R	H	RBI	BB	SO	LOB	TOP										
<b>Del Unser, L</b> OBP: 0.350, SLG: 0.374 (1, 8)	0-3 K	0-0 K		0-3 K			0-0 F4	0-0 FC1-4-6		5	0	1	2	0	2	3											
<b>Davey Nelson, R</b> OBP: 0.320, SLG: 0.384 (1, 5)	0-0 4-3	0-3 K			0-0 E6 HR		0-0 1B		0-0 1-3	5	2	1	0	0	1	1											
<b>Don Mincher, L</b> OBP: 0.406, SLG: 0.447 (1, 3)	0-0 1B		0-0 4-3		0-0 HR		0-0 L3		0-0 P6	5	1	2	2	0	0	1											
<b>Frank Howard, R</b> OBP: 0.374, SLG: 0.477 (1, 7)	0-3 K		0-3 K		0-0 5-3		0-0 1B		0-0 6-3	5	0	1	0	0	2	1											
<b>Bernie Allen, L</b> OBP: 0.358, SLG: 0.364 (1, 4)		0-0 F8	0-0 1-3		0-3 K		0-0 1B			4	0	1	1	0	1	0											
<b>Jeff Burroughs, R</b> OBP: 0.394, SLG: 0.474 (1, 9)		0-0 BB 1B		0-0 2B	0-3 K		0-3 K			4	1	2	0	0	2	2											
<b>Paul Casanova, R</b> OBP: 0.232, SLG: 0.284 (1, 2)		4-0 1B 2B BB		0-0 F8		0-0 6-3		0-3 K		3	1	0	0	1	1	1											
<b>Toby Harrah, R</b> OBP: 0.289, SLG: 0.274 (1, 6)		0-0 2B 1B		4-0 BB	0-0 6-3		4-0 BB			2	1	1	1	2	0	0											
<b>Mike Thompson, R</b> OBP: 0.188, SLG: 0.087 <b>Denny Riddleberger, R</b> OBP: 0.342, SLG: 0.515 <b>Larry Bittner, L</b> OBP: 0.342, SLG: 0.515 <b>Horacio Pina, R</b> OBP: 0.289, SLG: 0.381 <b>Lenny Rendle, S</b> OBP: 0.208, SLG: 0.302 <b>Casey Cox, R</b> OBP: 0.170, SLG: 0.090 <b>Tom McCraw, L</b> OBP: 0.289, SLG: 0.388 <b>Jim Shellenback, L</b> OBP: 0.170, SLG: 0.090 (1, 1) (2, 1) (4, PH) (4, 1) (6, PH) (6, 1) (8, PH) (8, 1)	0-3 K		0-3 K		0-0 F6		0-0 1-3		0-3 K	1	0	0	0	0	1	2											
<b>Inning Stats</b>	R: 0 E: 0 K: 2 S: 8	H: 1 LOB: 1 BB: 0 P: 8	R: 3 E: 0 K: 2 S: 10	H: 3 LOB: 1 BB: 1 P: 14	R: 0 E: 0 K: 1 S: 5	H: 0 LOB: 0 BB: 0 P: 5	R: 0 E: 0 K: 1 S: 6	H: 1 LOB: 2 BB: 1 P: 10	R: 2 E: 1 K: 2 S: 9	H: 1 LOB: 0 BB: 0 P: 9	R: 0 E: 0 K: 0 S: 3	H: 0 LOB: 0 BB: 0 P: 3	R: 1 E: 0 K: 1 S: 8	H: 3 LOB: 2 BB: 0 P: 8	R: 0 E: 0 K: 2 S: 7	H: 0 LOB: 1 BB: 1 P: 11	R: 0 E: 0 K: 0 S: 3	H: 0 LOB: 0 BB: 0 P: 3	1B: 6 2B: 2 3B: 0 HR: 1	SF: 0 SAC: 0 DP: 0 HBP: 0	WP: 0 PB: 0 CS: 0	PA: 40					
<b>PITCHER</b>	IP	WLS	BF	H	R	ER	SO	BB	IBB	HBP	BLK	WP	HR	S	P	ERA	WHIP										
<b>Chuck Dobson, R</b> ERA: 3.8 (1, 1)	7.0	W	33	9	6	5	9	2	0	0	0	0	1	49	57	6.43	1.571										
<b>Rollie Fingers, R</b> ERA: 2.79 (8, 1)	1.0		4	0	0	0	2	1	0	0	0	0	0	7	11	0.00	1.000										
<b>Darold Knowles, L</b> ERA: 4.39 (9, 1)	1.0	S	3	0	0	0	0	0	0	0	0	0	0	3	3	0.00	0.000										

Washington Senators @ Oakland Athletics  
Oakland-Alameda County Coliseum, Oakland, CA  
Sat Aug 28 1971, 3:33 AM PDT  
Att: 7,414 - Unknown

AB 37  
R 6  
H 9  
RBI 6  
BB 3  
SO 11  
LOB 14





Batter	1	2	3	4	5	6	7	8	9	AB	R	H	RBI	BB	SO	LOB	BOTTOM										
<b>Bert Campaneris, R</b> OBP: 0.293, SLG: 0.340 (1, 6)	0-0 WP 1B	4-0 E HR BB	0-3 K			0-0 E G3 1B	0-0 F8			4	3	2	0	1	1	0											
<b>Joe Rudi, R</b> OBP: 0.289, SLG: 0.381 (1, 7)	0-0 1-4-3 1-2	0-0 F1		0-0 6-3		0-0 E3 G3 1B		0-0 G6-4-3 1B		5	1	1	0	0	0	4											
<b>Curt Blefary, L</b> OBP: 0.333, SLG: 0.429 (1, 9)	4-0 1B IBB	4-0 E HR BB		0-0 P6		0-0 G3		0-0 F8		3	2	0	1	2	0	2											
<b>Mike Epstein, L</b> OBP: 0.371, SLG: 0.412 <b>Tommy Davis, R</b> OBP: 0.359, SLG: 0.409 (1, 3) (2, PH) (3, 3)	0-0 E 1B	0-0 E4 HR		0-0 5-3		0-0 F8		0-0 G6-4-3		1	0	1	1	0	0	0											
<b>Sal Bando, R</b> OBP: 0.387, SLG: 0.464 (1, 5)	0-0 F8	0-0 HR		0-0 6-3		0-0 1B		0-0 2H 1B		4	1	2	5	0	0	2											
<b>Rick Monday, L</b> OBP: 0.331, SLG: 0.433 (1, 8)	0-0 FC5 1-2 2H	0-3 K		0-0 HR		0-0 HR		0-0 1B		4	1	3	2	0	1	0											
<b>Gene Tenace, R</b> OBP: 0.399, SLG: 0.459 (1, 2)	0-0 E5 1-2 2-3	0-3 K		4-0 FC6-4 BB		0-3 K				3	0	0	0	1	2	4											
<b>Larry Brown, R</b> OBP: 0.223, SLG: 0.221 (1, 4)	0-0 FC5 2-3		0-0 F7		0-0 L9		0-0 F8			4	0	0	0	0	0	4											
<b>Chuck Dobson, R</b> OBP: 0.237, SLG: 0.296 <b>Mike Hegan, L</b> OBP: 0.348, SLG: 0.355 <b>Rollie Fingers, R</b> OBP: 0.250, SLG: 0.226 <b>Darold Knowles, L</b> OBP: 0.167, SLG: 0.167 (1, 1) (7, PH) (8, 1) (9, 1)		4-0 BB BB E BB		0-0 F7		0-0 FC6-4		0-0 F8		2	1	0	0	1	0	1											
<b>Inning Stats</b>	R: 2 E: 1 K: 0 S: 7	H: 3 LOB: 3 BB: 1 P: 11	R: 5 E: 1 K: 2 S: 9	H: 1 LOB: 0 BB: 3 P: 21	R: 0 E: 0 K: 1 S: 5	H: 0 LOB: 0 BB: 0 P: 5	R: 0 E: 0 K: 0 S: 3	H: 0 LOB: 0 BB: 0 P: 3	R: 1 E: 0 K: 0 S: 4	H: 1 LOB: 1 BB: 1 P: 8	R: 2 E: 1 K: 1 S: 9	H: 3 LOB: 2 BB: 0 P: 9	R: 0 E: 0 K: 0 S: 3	H: 0 LOB: 0 BB: 0 P: 3	R: 0 E: 0 K: 0 S: 3	H: 1 LOB: 0 BB: 0 P: 3	1B: 7 2B: 0 3B: 0 HR: 2	SF: 0 SAC: 0 DP: 1 HBP: 0	WP: 1 PB: 0 CS: 0	PA: 40							
<b>PITCHER</b>	IP	WLS	BF	H	R	ER	SO	BB	IBB	HBP	BLK	WP	HR	S	P	ERA	WHIP										
<b>Mike Thompson, R</b> ERA: 5.07 (1, 1)	1.1	L	12	3	5	5	0	3	1	0	0	0	1	8	24	33.75	4.500										
<b>Denny Riddleberger, L</b> ERA: 3.72 (2, 1)	1.2		7	1	2	1	3	0	0	0	0	0	1	13	13	5.40	0.600										
<b>Horacio Pina, R</b> ERA: 2.89 (4, 1)	2.0		8	1	1	1	0	1	0	0	0	0	1	7	11	4.50	1.000										
<b>Casey Cox, R</b> ERA: 3.25 (6, 1)	2.0		10	3	2	0	1	0	0	0	0	0	0	12	12	0.00	1.500										
<b>Jim Shellenback, L</b> ERA: 3.31 (8, 1)	1.0		3	1	0	0	0	0	0	0	0	0	0	3	3	0.00	1.000										

Washington Senators @ Oakland Athletics  
Oakland-Alameda County Coliseum, Oakland, CA  
Sat Aug 28 1971, 3:33 AM PDT  
Att: 7,414 - Unknown

AB 35  
R 10  
H 9  
RBI 10  
BB 5  
SO 4  
LOB 21



Batter	1	2	3	4	5	6	7	8	9	AB	R	H	RBI	BB	SO	LOB	TOP		
<b>Del Unser, L</b> OBP: 0.349, SLG: 0.380 (1, 9)	0-0 6-3		0-0 F8		0-0 HR			0-3 K		4	1	1	1	0	1	0	<b>Washington Senators @ Oakland Athletics</b> Oakland-Alameda County Coliseum, Oakland, CA Sun Aug 29 1971, 3:33 AM PDT Unknown 		
<b>Lenny Randle, S</b> OBP: 0.301, SLG: 0.303 (1, 4)	0-3 K		4-0 FC5-4 BB		0-3 K			0-0 1B		3	0	1	0	1	2	0			
<b>Frank Howard, R</b> OBP: 0.373, SLG: 0.474 (1, 3)	4-0 FC6-4 BB		0-0 FC5-4 1-2		0-3 K			0-0 F7		3	0	0	0	1	1	2			
<b>Jeff Burroughs, R</b> OBP: 0.351, SLG: 0.455 (1, 7)	0-0 FC6-4 1-2			0-0 F9				0-3 K		4	0	0	0	0	1	2			
<b>Davey Nelson, R</b> OBP: 0.314, SLG: 0.378 (1, 5)		0-0 F9		0-0 1-3				0-0 F8		4	0	0	0	0	0	0			
<b>Elliott Maddox, R</b> OBP: 0.335, SLG: 0.271 (1, 8)		0-0 2B		0-0 1B				4-0 HR BB		3	1	2	0	1	0	0			
<b>Paul Casanova, R</b> OBP: 0.232, SLG: 0.283 (1, 2)	0-3 K			0-0 1-2 1B				0-0 F8		4	0	1	0	0	2	2			
<b>Tim Cullen, R</b> OBP: 0.244, SLG: 0.260 (1, 6)	0-3 K			0-0 P6				0-0 1-3		4	1	1	2	0	1	3			
<b>Pete Broberg, R</b> OBP: 0.063, SLG: 0.032 (1, 1)			0-3 K		0-0 5-3			0-3 K		2	0	0	0	0	1	0			
<b>Dick Billings, R</b> OBP: 0.280, SLG: 0.341 (7, PH)									0-0 L8	1	0	0	0	0	1	0			
<b>Joe Grzenda, R</b> OBP: 0.250, SLG: 0.250 (7, 1)										0	0	0	0	0	0	0			
<b>Don Mincher, L</b> OBP: 0.405, SLG: 0.446 (9, PH)										1	0	0	0	0	0	0			
<b>Inning Stats</b>	R: 0 E: 0 K: 1 S: 5	H: 0 LOB: 1 BB: 1 P: 9	R: 0 E: 0 K: 2 S: 8	H: 1 LOB: 1 BB: 0 P: 8	R: 0 E: 0 K: 1 S: 5	H: 0 LOB: 1 BB: 1 P: 9	R: 0 E: 0 K: 0 S: 5	H: 2 LOB: 2 BB: 0 P: 5	R: 1 E: 0 K: 2 S: 8	H: 1 LOB: 0 BB: 0 P: 8	R: 0 E: 0 K: 0 S: 3	H: 0 LOB: 0 BB: 0 P: 3	R: 0 E: 0 K: 1 S: 5	H: 0 LOB: 0 BB: 0 P: 5	R: 0 E: 0 K: 2 S: 8	H: 1 LOB: 1 BB: 1 P: 10	1B: 3 2B: 1 3B: 0 HR: 2	SF: 0 SAC: 0 DP: 0 HBP: 0	WP: 0 PA: 36 CS: 0
<b>PITCHER</b> <b>Vida Blue, L</b> ERA: 1.7 (1, 1)	IP: 9.0 WLS: W BF: 36 H: 6 R: 3 ER: 3 SO: 10 BB: 3 IBB: 0 HBP: 0 BLK: 0 WP: 0 HR: 2 S: 53 P: 65 ERA: 3.00 WHIP: 1.000																		

Batter	1	2	3	4	5	6	7	8	9	AB	R	H	RBI	BB	SO	LOB	BOTTOM
<b>Bert Campaneris, R</b> OBP: 0.293, SLG: 0.340 (1, 6)	0-0 F9 1B 2B		0-0 F9				0-0 F7		0-0 F8	4	1	1	0	0	0	1	<b>Washington Senators @ Oakland Athletics</b> Oakland-Alameda County Coliseum, Oakland, CA Sun Aug 29 1971, 3:33 AM PDT Unknown 
<b>Joe Rudi, R</b> OBP: 0.289, SLG: 0.380 (1, 7)	0-0 2B 1-2 SF7 1B		0-0 F4		0-0 3-1		0-0 E5 FC6-4			4	1	1	0	0	0	0	
<b>Reggie Jackson, L</b> OBP: 0.356, SLG: 0.491 (1, 9)	0-0 F9		0-0 HR		0-0 F7		0-0 FC6-4 1B 1-2			4	1	1	1	0	0	3	
<b>Angel Mangual, R</b> OBP: 0.338, SLG: 0.395 (9, 9)	2-3 F9									0	0	0	0	0	0	0	
<b>Mike Epstein, L</b> OBP: 0.374, SLG: 0.417 (1, 3)	0-0 E		0-0 F7			1-0 FC6-4 HBP		0-0 1B		3	0	2	1	0	0	0	
<b>Mike Hegan, L</b> OBP: 0.346, SLG: 0.355 (9, 3)	1-3 3-H 2B									0	0	0	0	0	0	0	
<b>Sal Bando, R</b> OBP: 0.386, SLG: 0.462 (1, 5)	0-0 SF7		4-0 WP BB		0-0 FC6-4 E 1-2		0-0 5-3			2	1	0	1	1	0	3	
<b>Rick Monday, L</b> OBP: 0.327, SLG: 0.427 (1, 8)	2-3 3-H K		0-3 K			0-3 K		0-0 4-3		4	0	0	0	0	3	3	
<b>Dave Duncan, R</b> OBP: 0.311, SLG: 0.440 (1, 2)		0-0 F9		0-0 G5-4-3 1B		0-0 E7 2-H 1B		0-3 K		4	0	2	1	0	1	0	
<b>Dick Green, R</b> OBP: 0.327, SLG: 0.361 (1, 4)		4-0 FC5-6 BB		0-0 G5-4-3 1-2		4-0 IBB		0-3 K		2	0	0	0	2	1	1	
<b>Vida Blue, S</b> OBP: 0.182, SLG: 0.140 (1, 1)	0-0 FC5-6 1-2		0-0 K		0-3 K		0-0 1-3			3	0	0	0	0	1	3	
<b>Inning Stats</b>	R: 2 E: 1 K: 1 S: 8	H: 3 LOB: 1 BB: 0 P: 8	R: 0 E: 1 K: 0 S: 3	H: 0 LOB: 1 BB: 1 P: 7	R: 1 E: 0 K: 1 S: 6	H: 1 LOB: 1 BB: 1 P: 10	R: 0 E: 0 K: 1 S: 5	H: 1 LOB: 0 BB: 0 P: 5	R: 0 E: 1 K: 2 S: 7	H: 0 LOB: 0 BB: 0 P: 7	R: 0 E: 0 K: 2 S: 7	H: 0 LOB: 0 BB: 0 P: 7	R: 0 E: 0 K: 2 S: 7	H: 0 LOB: 0 BB: 0 P: 7	1B: 5 2B: 1 3B: 0 HR: 1	SF: 1 SAC: 0 DP: 1 HBP: 1	WP: 1 PA: 35 CS: 0
<b>PITCHER</b> <b>Pete Broberg, R</b> ERA: 2.75 (1, 1)	IP: 6.0 WLS: L BF: 27 H: 6 R: 4 ER: 3 SO: 4 BB: 2 IBB: 1 HBP: 1 BLK: 0 WP: 1 HR: 1 S: 31 P: 44 ERA: 4.50 WHIP: 1.333																
<b>Joe Grzenda, L</b> ERA: 2.11 (7, 1)	IP: 2.0 WLS: L BF: 8 H: 1 R: 0 ER: 0 SO: 2 BB: 0 IBB: 0 HBP: 0 BLK: 0 WP: 0 HR: 0 S: 12 P: 12 ERA: 0.00 WHIP: 0.500																



Batter	1	2	3	4	5	6	7	8	9	AB	R	H	RBI	BB	SO	LOB	TOP					
Del Unser, L OBP: 0.347, SLG: 0.379 (1, 7)										5	1	2	0	0	1	1	<b>Washington Senators @ New York Yankees</b> Yankee Stadium, Bronx, NY Tue Aug 31 1971, 7:05 PM EDT Att: 8,950 - Unknown - 67 F					
Elliott Maddox, R OBP: 0.332, SLG: 0.266 (1, 8)										4	1	0	0	1	0	2						
Frank Howard, R OBP: 0.287, SLG: 0.471 Tom McCraw, L OBP: 0.289, SLG: 0.385 (9, PR) (9, 3)										4	1	1	0	1	1	1						
Jeff Burroughs, R OBP: 0.366, SLG: 0.458 (1, 9)										2	1	0	0	3	0	1						
Davey Nelson, R OBP: 0.311, SLG: 0.369 (1, 5)										4	1	0	1	1	2	5						
Paul Casanova, R OBP: 0.232, SLG: 0.280 (1, 2)										3	0	0	0	1	0	3						
Toby Harrah, R OBP: 0.287, SLG: 0.272 Don Mincher, L OBP: 0.402, SLG: 0.451 Lenny Randle, S OBP: 0.300, SLG: 0.301 (6, PH) (6, 4)										2	0	0	0	0	1	1						
Tim Cullen, R OBP: 0.245, SLG: 0.260 (6, 6)										4	0	1	0	0	0	0						
Dick Bosman, R OBP: 0.221, SLG: 0.133 Horacio Pina, R (8, 1)										3	0	1	0	0	2	1						
Joe Grzenda, R OBP: 0.250, SLG: 0.250 Casey Cox, R OBP: 0.115, SLG: 0.080 Paul Lindblad, L OBP: 0.300, SLG: 0.300 (8, 1)										0	0	0	0	0	0	0						
<b>Inning Stats</b>	R: 0 E: 0 K: 0 S: 4	H: 1 LOB: 2 BB: 1 P: 8	R: 0 E: 0 K: 2 S: 8	H: 1 LOB: 1 BB: 0 P: 8	R: 0 E: 0 K: 1 S: 3	H: 0 LOB: 1 BB: 1 P: 3	R: 0 E: 0 K: 1 S: 5	H: 0 LOB: 1 BB: 1 P: 9	R: 0 E: 0 K: 2 S: 7	H: 0 LOB: 0 BB: 0 P: 7	R: 5 E: 0 K: 0 S: 6	H: 3 LOB: 1 BB: 3 P: 18	R: 0 E: 0 K: 1 S: 5	H: 0 LOB: 1 BB: 1 P: 9	R: 0 E: 0 K: 0 S: 3	H: 0 LOB: 0 BB: 0 P: 3	R: 1 E: 1 K: 2 S: 9	H: 1 LOB: 3 BB: 1 P: 13	1B: 4 2B: 1 3B: 0 HR: 1	SF: 0 SAC: 0 DP: 0 HBP: 0	WP: 0 PB: 0 SB: 1 CS: 0	PA: 41
<b>PITCHER</b>	IP WLS BF H R ER SO BB IBB HBP BLK WP HR S P ERA WHIP																					
Mike Kekich, L ERA: 3.58 (1, 1)	5.0 23 3 4 4 5 5 0 0 0 0 0 0 28 48 7.20 1.600																					
Roger Hambricht, R ERA: 4.58 (6, 1)	2.0 9 2 1 1 1 1 0 0 0 0 0 1 10 14 4.50 1.500																					
Jack Aker, R ERA: 2.7 (8, 1)	1.0 3 0 0 0 0 0 0 0 0 0 0 0 3 3 0.00 0.000																					
Lindy McDaniel, R ERA: 4.81 (9, 1)	1.0 L 6 1 1 0 2 0 1 0 0 0 0 0 9 13 0.00 1.000																					

Batter	1	2	3	4	5	6	7	8	9	AB	R	H	RBI	BB	SO	LOB	BOTTOM					
Jerry Kenney, L OBP: 0.363, SLG: 0.299 Ron Hansen, R OBP: 0.247, SLG: 0.262 (8, PH) (9, 5)										4	0	2	1	0	1	1	<b>Washington Senators @ New York Yankees</b> Yankee Stadium, Bronx, NY Tue Aug 31 1971, 7:05 PM EDT Att: 8,950 - Unknown - 67 F					
Jake Gibbs, L OBP: 0.257, SLG: 0.305 Ron Swoboda, R OBP: 0.381, SLG: 0.354 Lindy McDaniel, R OBP: 0.111, SLG: 0.111 (1, 2) (8, PH) (9, 1)										3	0	1	0	0	0	1						
Bobby Murcer, L OBP: 0.418, SLG: 0.535 (1, 8)										4	1	0	0	1	2	2						
Roy White, S OBP: 0.378, SLG: 0.464 (1, 7)										3	1	1	0	2	0	1						
Ron Blomberg, L OBP: 0.377, SLG: 0.510 (1, 9)										5	1	1	1	0	0	3						
Felipe Alou, R OBP: 0.319, SLG: 0.389 (1, 3)										3	1	2	0	1	0	0						
Horace Clarke, S OBP: 0.319, SLG: 0.308 (1, 4)										5	0	1	1	0	0	4						
Gene Michael, S OBP: 0.316, SLG: 0.303 Thurman Munson, R OBP: 0.340, SLG: 0.381 (8, PH) (9, 2)										3	1	2	0	0	0	1						
Mike Kekich, R OBP: 0.205, SLG: 0.182 Roger Hambricht, R OBP: 0.300, SLG: 0.500 Danny Calder, R OBP: 0.346, SLG: 0.364 Jack Aker, R John Ellis, R OBP: 0.310, SLG: 0.353 Frank Baker, L OBP: 0.254, SLG: 0.127 (1, 1) (6, 1) (7, PH) (8, 1) (8, PH) (9, 6)										1	0	0	0	0	0	1						
<b>Inning Stats</b>	R: 0 E: 0 K: 1 S: 6	H: 1 LOB: 1 BB: 0 P: 10	R: 0 E: 0 K: 0 S: 4	H: 1 LOB: 0 BB: 0 P: 4	R: 0 E: 0 K: 1 S: 5	H: 0 LOB: 0 BB: 1 P: 9	R: 0 E: 0 K: 0 S: 3	H: 0 LOB: 0 BB: 0 P: 3	R: 1 E: 0 K: 0 S: 5	H: 3 LOB: 1 BB: 0 P: 5	R: 0 E: 0 K: 0 S: 4	H: 1 LOB: 1 BB: 0 P: 4	R: 0 E: 0 K: 0 S: 4	H: 1 LOB: 1 BB: 0 P: 4	R: 4 E: 1 K: 1 S: 10	H: 4 LOB: 2 BB: 0 P: 11		R: 0 E: 0 K: 1 S: 5	H: 0 LOB: 2 BB: 2 P: 13	1B: 8 2B: 3 3B: 0 HR: 0	SF: 0 SAC: 2 DP: 0 HBP: 1	WP: 0 PB: 0 SB: 0 CS: 0
<b>PITCHER</b>	IP WLS BF H R ER SO BB IBB HBP BLK WP HR S P ERA WHIP																					
Dick Bosman, R ERA: 3.69 (1, 1)	7.0 32 9 4 3 2 2 0 0 1 0 0 0 0 1 3.86 1.571																					
Horacio Pina, R ERA: 3.74 (8, 1)	0.0 1 0 0 0 0 0 0 0 1 0 0 0 0 1 0.00 0.000																					
Joe Grzenda, L ERA: 2.11 (8, 1)	0.0 1 1 0 0 0 0 0 0 0 0 0 0 0 1 0.00 0.000																					
Casey Cox, R ERA: 3.24 (8, 1)	0.1 2 1 1 1 0 0 0 0 0 0 0 0 0 2 27.00 3.000																					
Paul Lindblad, L ERA: 2.99 (8, 1)	1.2 W 7 0 0 0 2 2 0 0 0 0 0 0 0 9 0.00 1.200																					

Batter	1	2	3	4	5	6	7	8	9	AB	R	H	RBI	BB	SO	LOB	TOP			
<b>Del Unser, L</b> OBP: 0.344, SLG: 0.376 (1, 8)	L1-3		L6		4-3			L3-1		4	0	0	0	0	0	1				
<b>Davey Nelson, R</b> OBP: 0.310, SLG: 0.367 (1, 5)	4-3 3B 1B		6-3			4-3		P6		4	1	1	0	0	0	0				
<b>Don Mincher, L</b> OBP: 0.401, SLG: 0.449 <b>Elliott Maddox, R</b> OBP: 0.332, SLG: 0.266 (9, PR) (9, 8)	4-3 1-2			F8		L3-1			S 1B 1B	4	0	1	0	0	0	1				
<b>Tom McCraw, L</b> OBP: 0.288, SLG: 0.393 (1, 7) (9, 3)	2H 3B			G3		4-3				4	0	1	1	0	1	1				
<b>Jeff Burroughs, R</b> OBP: 0.362, SLG: 0.450 (1, 9)	K			E5 FC6				G5-3 BB 1B		4	0	1	0	0	2	2				
<b>Bernie Allen, L</b> OBP: 0.356, SLG: 0.354 (1, 4)		L3-1		FC6 1-2				1-2 BB		2	0	0	0	2	0	1				
<b>Dick Billings, R</b> OBP: 0.285, SLG: 0.335 (1, 2)		5-3				5-3				4	0	1	1	0	1	2				
<b>Tim Cullen, R</b> OBP: 0.245, SLG: 0.260 (1, 6)		P4						G5-3 2-3f		4	0	1	0	0	0	4				
<b>Bill Gogolewski, L</b> OBP: 0.240, SLG: 0.174 (1, 1)			K			F3			F7	3	0	0	0	0	1	1				
<b>Inning Stats</b>	R: 1 E: 0 K: 1 S: 7	H: 2 LOB: 1 BB: 0 P: 7	R: 0 E: 0 K: 0 S: 3	H: 0 LOB: 0 BB: 0 P: 3	R: 0 E: 0 K: 1 S: 5	H: 0 LOB: 0 BB: 0 P: 5	R: 0 E: 1 K: 0 S: 4	H: 0 LOB: 1 BB: 0 P: 4	R: 0 E: 0 K: 0 S: 4	H: 1 LOB: 1 BB: 0 P: 4	R: 0 E: 0 K: 1 S: 5	H: 1 LOB: 1 BB: 1 P: 9	R: 0 E: 0 K: 0 S: 3	H: 0 LOB: 0 BB: 0 P: 3	R: 1 E: 0 K: 2 S: 9	H: 2 LOB: 2 BB: 1 P: 13	1B: 5 2B: 0 3B: 1 HR: 0	SF: 0 SAC: 0 DP: 1 HBP: 0	WP: 0 PB: 0 CS: 1	PA: 35
<b>PITCHER</b> <b>Steve Kline, R</b> ERA: 2.89 (1, 1)	IP: 9.0 WLS: L BF: 35	H: 6 R: 2 ER: 2 SO: 5	BB: 1 IBB: 1 HBP: 0 BLK: 0	WP: 0 HR: 0 S: 43 P: 51	ERA: 2.00 WHIP: 0.778															

Washington Senators @ New York Yankees  
Yankee Stadium, Bronx, NY  
Wed Sep 01 1971, 3:33 AM EDT  
Att: 8,467 - Sunny - 78 F

AB 33  
R 2  
H 6  
RBI 2  
BB 2  
SO 5  
LOB 13





Batter	1	2	3	4	5	6	7	8	9	AB	R	H	RBI	BB	SO	LOB	BOTTOM			
<b>Jerry Kenney, L</b> OBP: 0.362, SLG: 0.302 (1, 5)	6-3			4-3 2B		FC5-6 1-2f			3-1	4	0	1	0	0	0	1				
<b>Thurman Munson, R</b> OBP: 0.337, SLG: 0.377 (1, 2)	K			4-3 2-3		K 1-2			F9	4	0	0	0	0	2	2				
<b>Bobby Murcer, L</b> OBP: 0.418, SLG: 0.534 (1, 8)	F7			F8				G3-6 1B		3	0	1	0	0	0	1				
<b>Roy White, S</b> OBP: 0.376, SLG: 0.460 (1, 7)		F7		4-3				G3-6 1-2f		3	0	0	0	0	0	2				
<b>Ron Blomberg, L</b> OBP: 0.377, SLG: 0.507 (1, 9)		6-3						K		3	0	1	0	0	1	0				
<b>Danny Cater, R</b> OBP: 0.302, SLG: 0.362 (1, 3)		F9				F9			6-3	3	0	0	0	0	0	1				
<b>Horace Clarke, S</b> OBP: 0.317, SLG: 0.306 (1, 4)				F8		P4			K	3	0	0	0	0	1	1				
<b>Gene Michael, S</b> OBP: 0.314, SLG: 0.300 (1, 6)				K		G3			G3	3	0	0	0	0	1	1				
<b>Steve Kline, R</b> OBP: 0.206, SLG: 0.169 <b>Felipe Alou, R</b> OBP: 0.318, SLG: 0.388 (9, PH)				L8				FC5-6 1B		2	0	1	0	0	0	0				
<b>Inning Stats</b>	R: 0 E: 0 K: 1 S: 5	H: 0 LOB: 0 BB: 0 P: 5	R: 0 E: 0 K: 0 S: 3	H: 0 LOB: 0 BB: 0 P: 3	R: 0 E: 0 K: 1 S: 5	H: 0 LOB: 0 BB: 0 P: 5	R: 0 E: 0 K: 0 S: 4	H: 1 LOB: 1 BB: 0 P: 4	R: 0 E: 0 K: 0 S: 4	H: 1 LOB: 1 BB: 0 P: 4	R: 0 E: 0 K: 1 S: 5	H: 1 LOB: 1 BB: 0 P: 5	R: 0 E: 0 K: 1 S: 5	H: 0 LOB: 0 BB: 0 P: 5	R: 0 E: 0 K: 0 S: 3	H: 0 LOB: 0 BB: 0 P: 3	1B: 3 2B: 1 3B: 0 HR: 0	SF: 0 SAC: 0 DP: 1 HBP: 0	WP: 0 PB: 1 CS: 0	PA: 29
<b>PITCHER</b> <b>Bill Gogolewski, R</b> ERA: 2.79 (1, 1)	IP: 9.0 WLS: W BF: 29	H: 4 R: 0 ER: 0 SO: 5	BB: 0 IBB: 0 HBP: 0 BLK: 0	WP: 0 HR: 0 S: 39 P: 39	ERA: 0.00 WHIP: 0.444															

Washington Senators @ New York Yankees  
Yankee Stadium, Bronx, NY  
Wed Sep 01 1971, 3:33 AM EDT  
Att: 8,467 - Sunny - 78 F

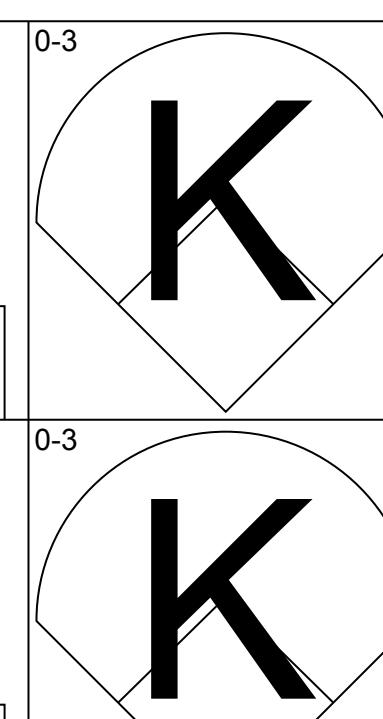
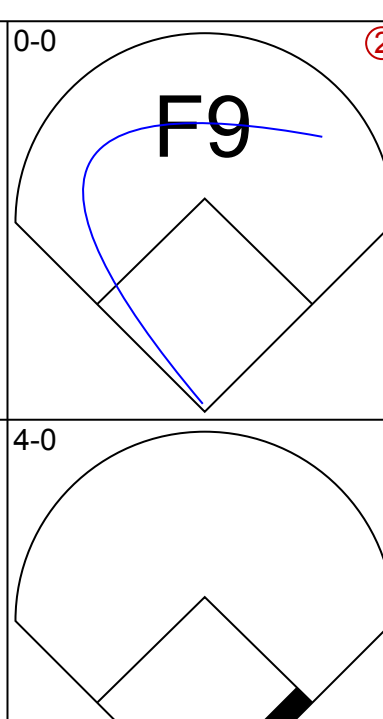
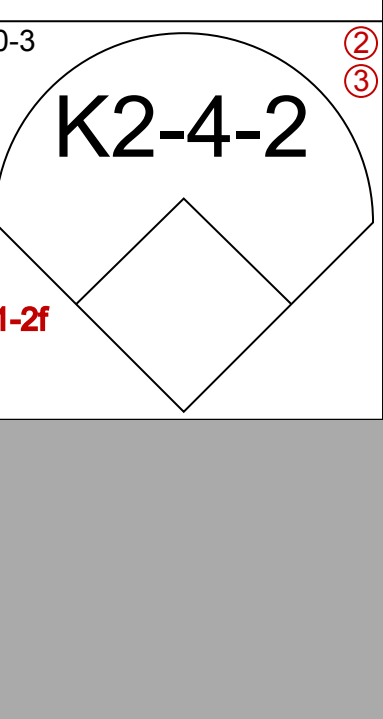
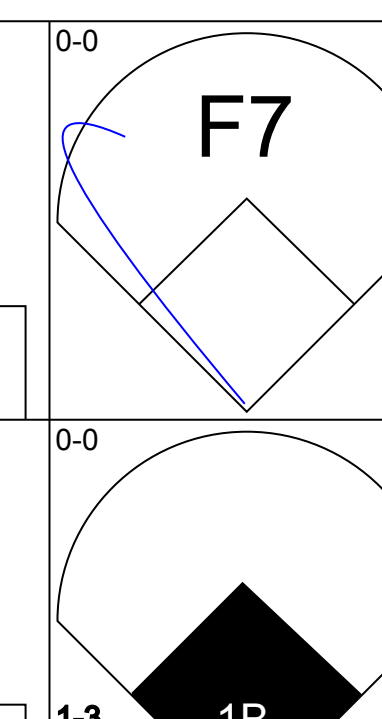
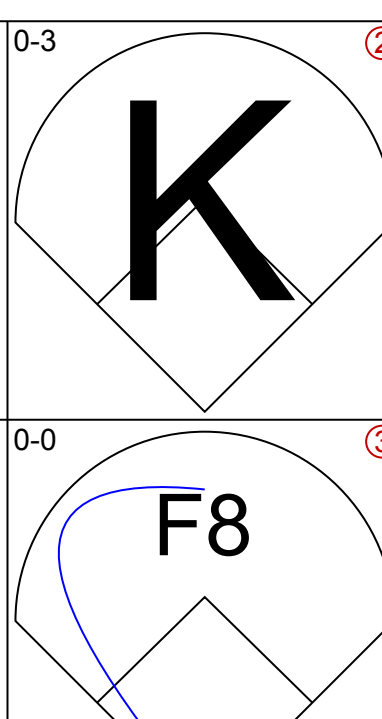
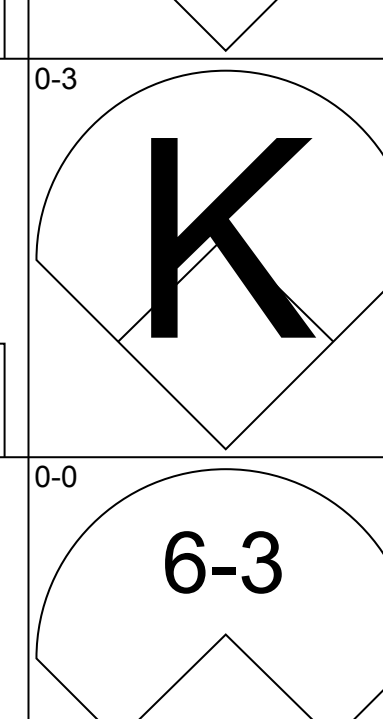
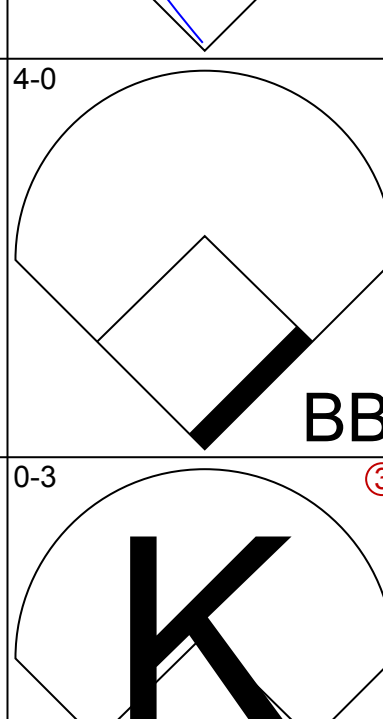
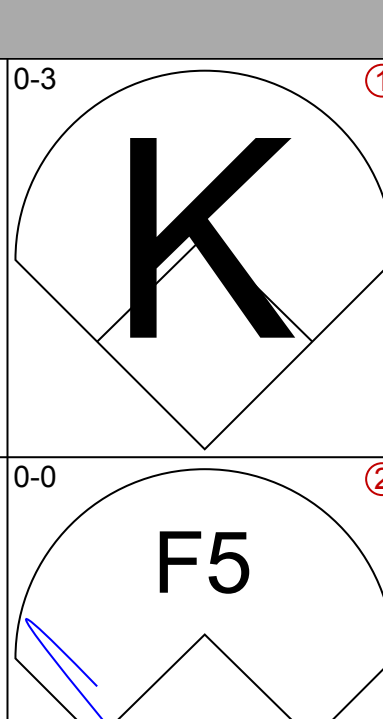
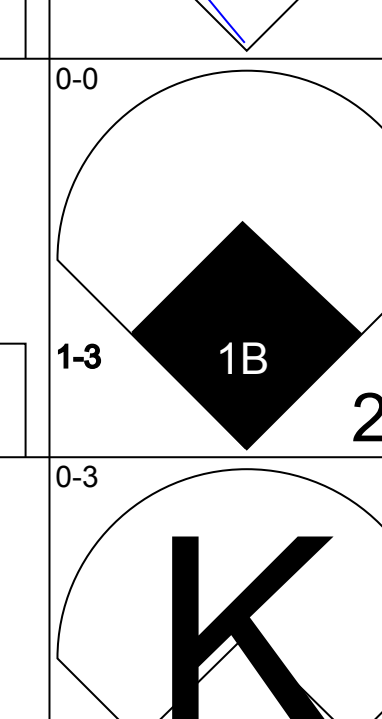
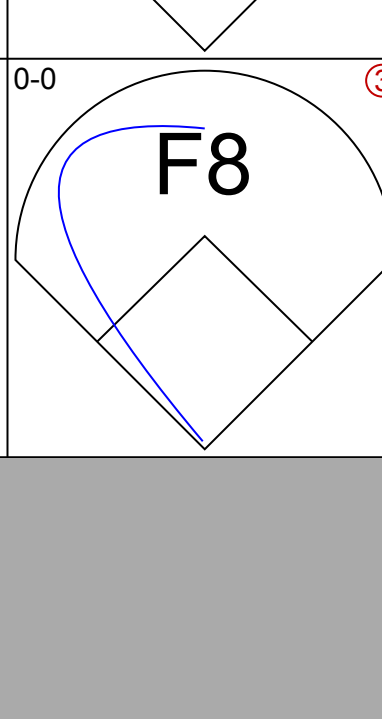
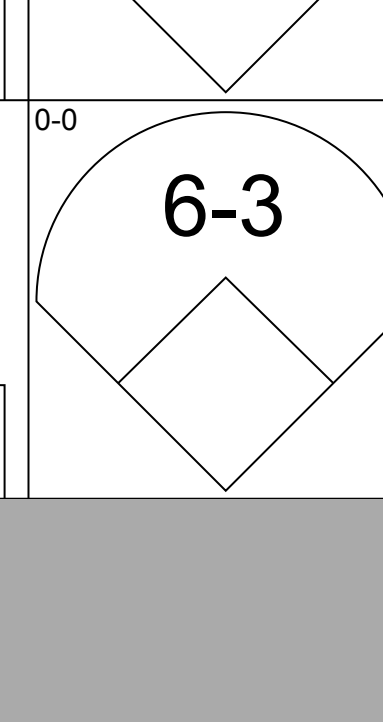
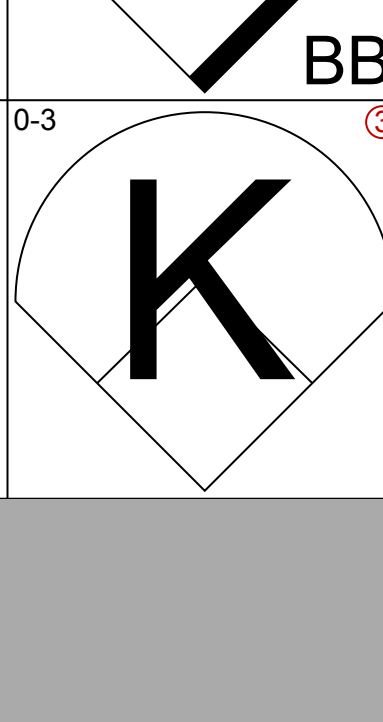
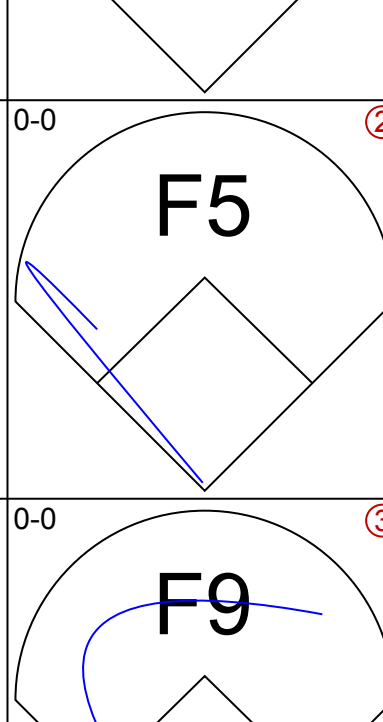
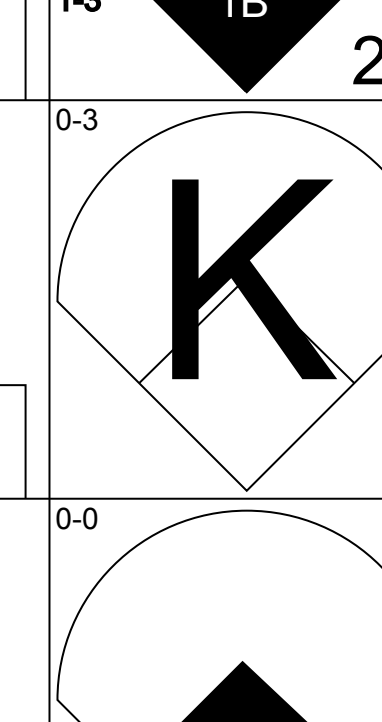
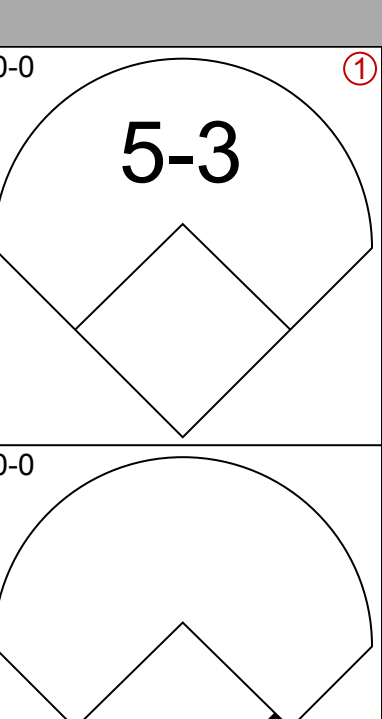
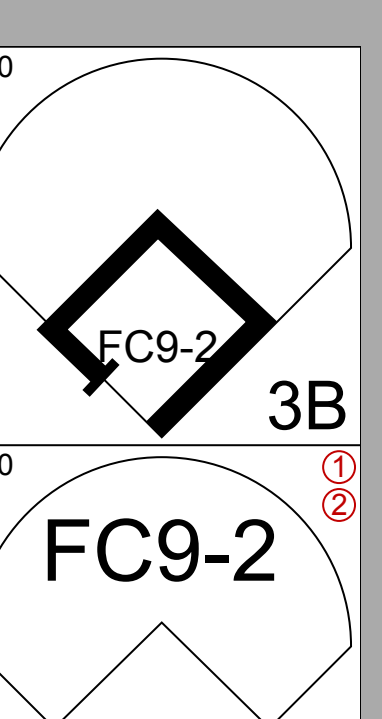
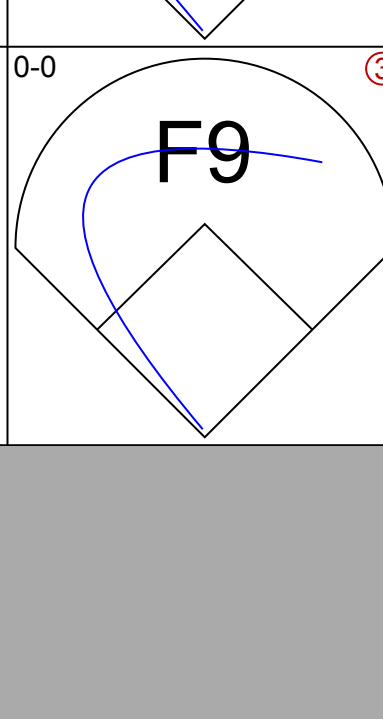
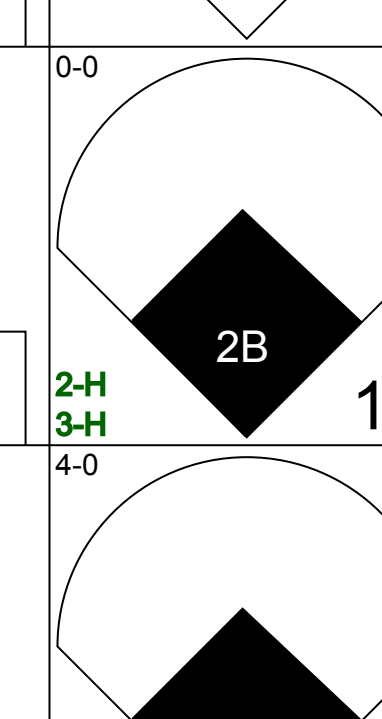
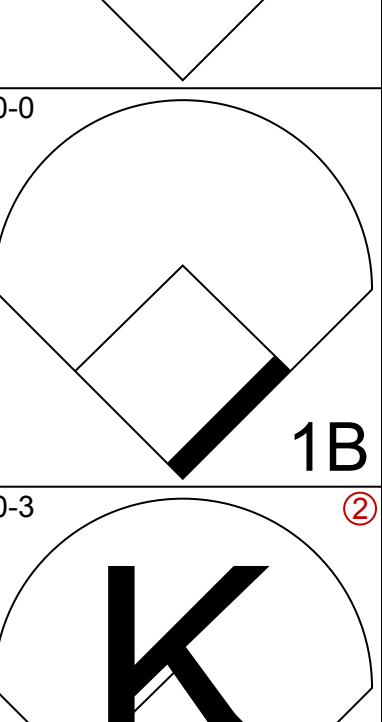
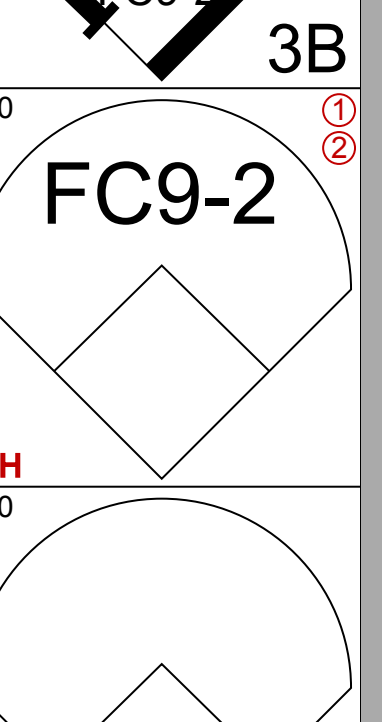
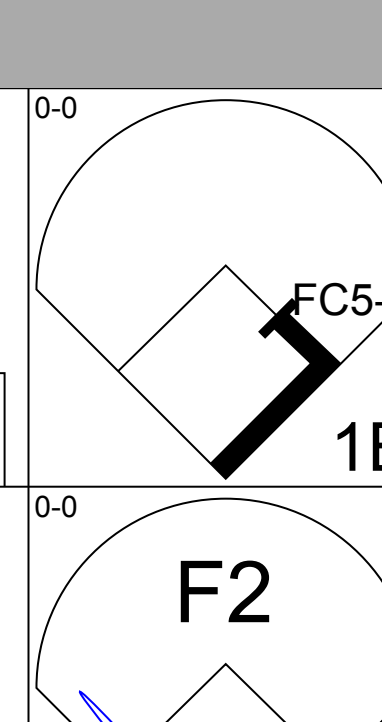
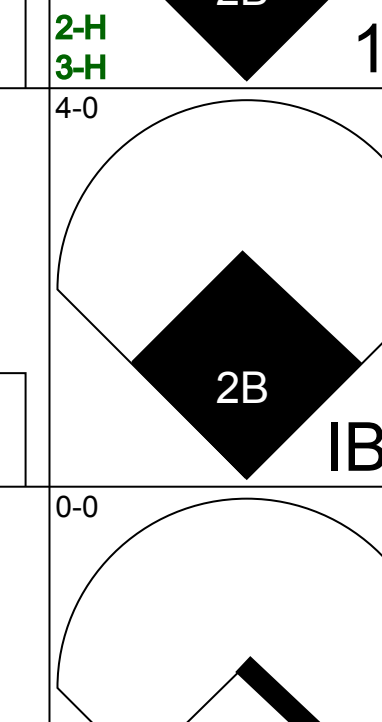


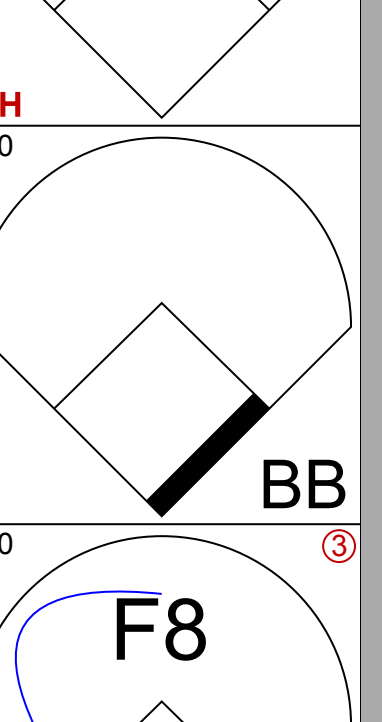
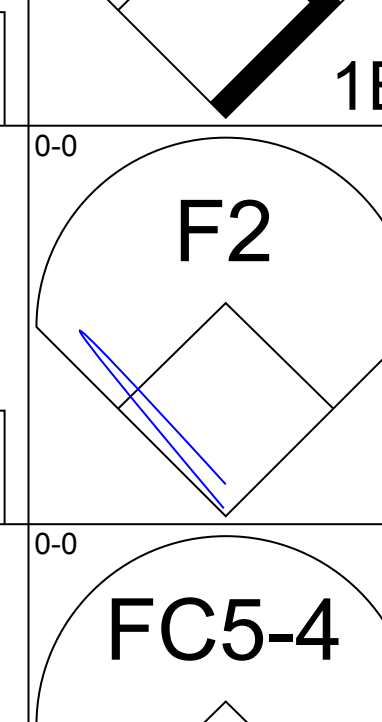
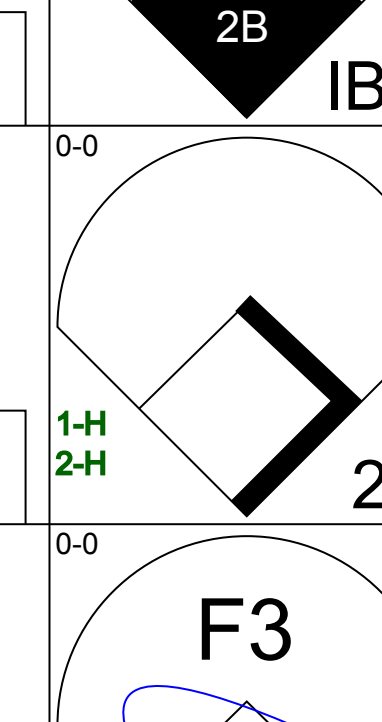

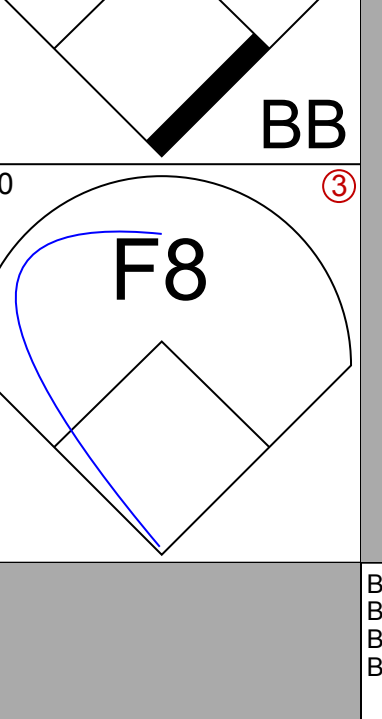
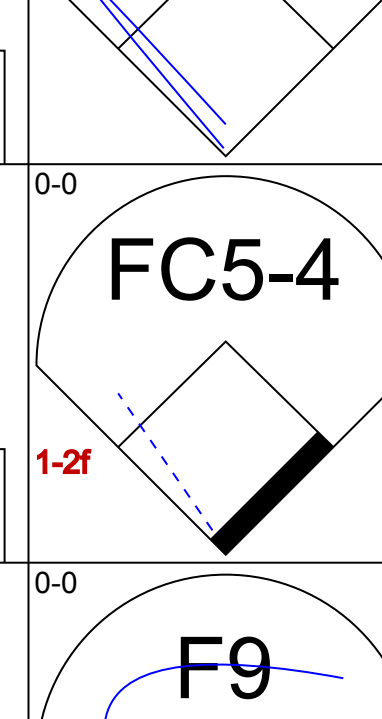
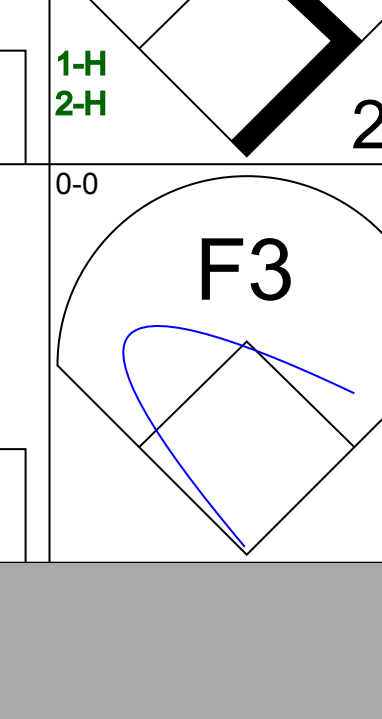
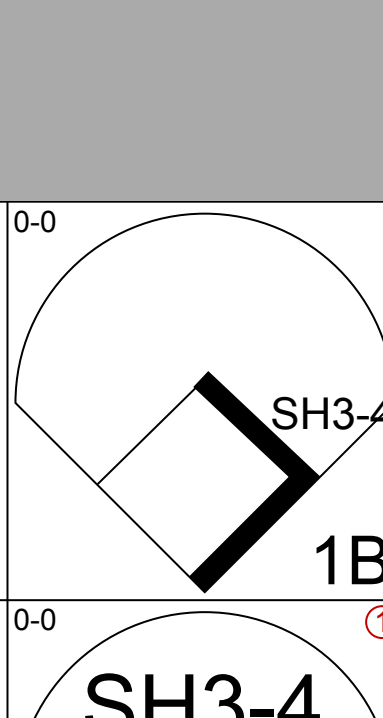
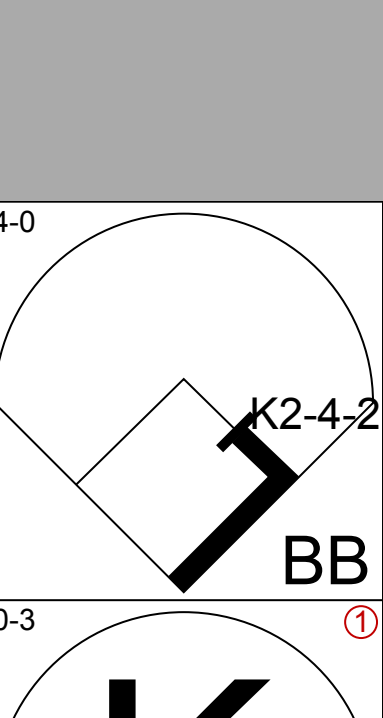
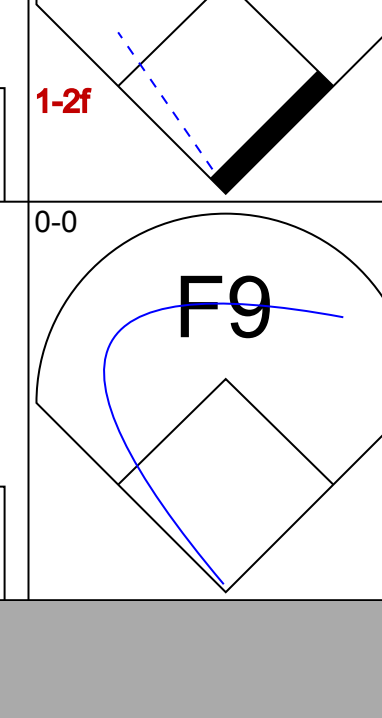
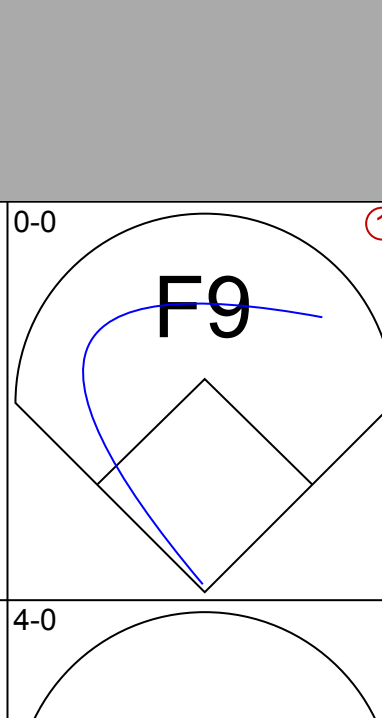
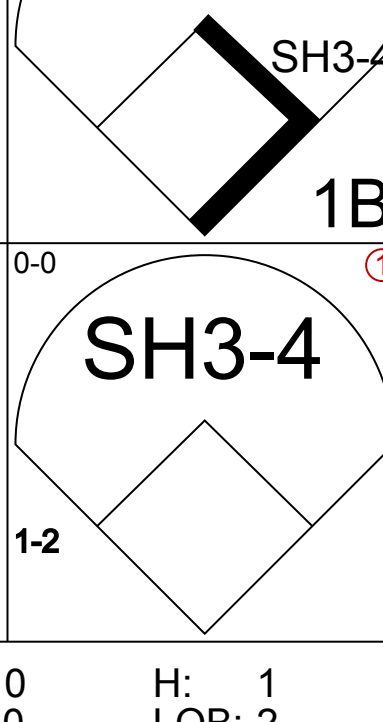
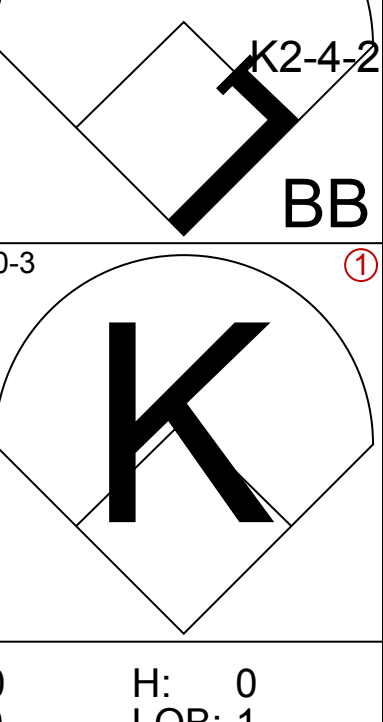
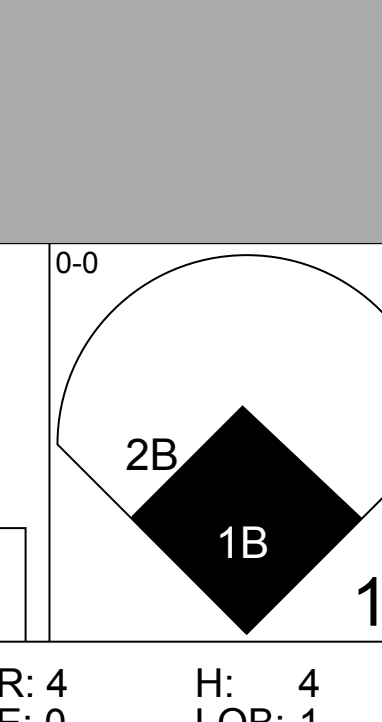
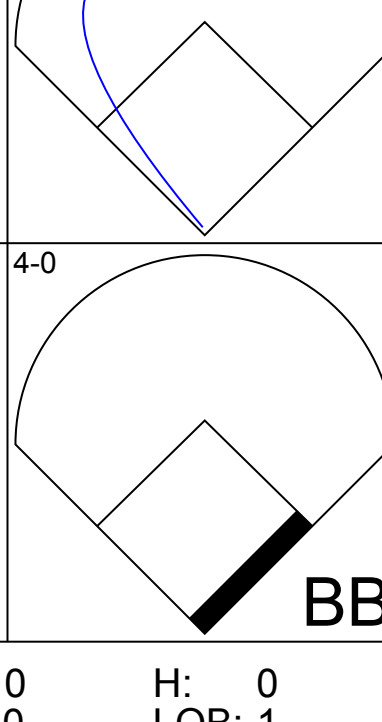
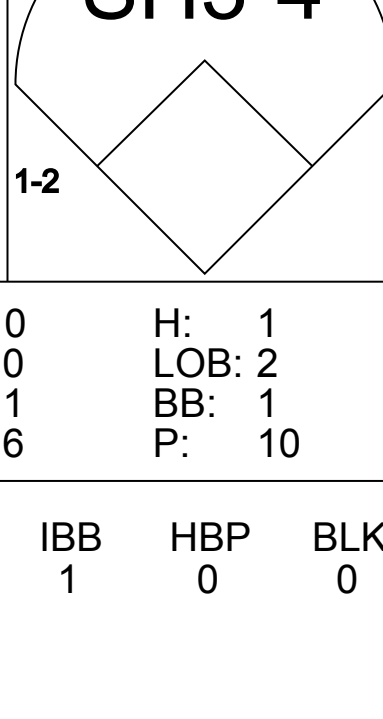
AB 29  
R 0  
H 4  
RBI 0  
BB 0  
SO 5  
LOB 9

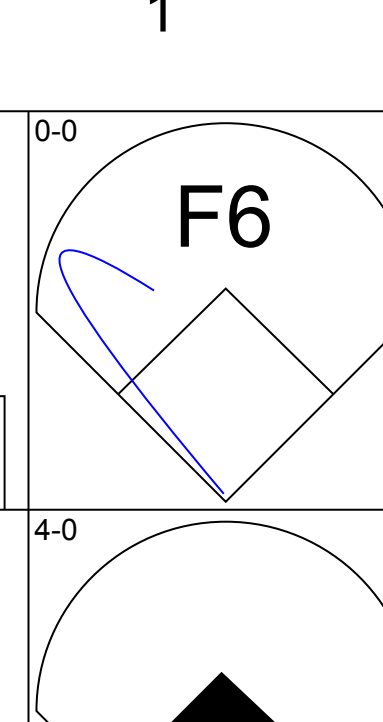
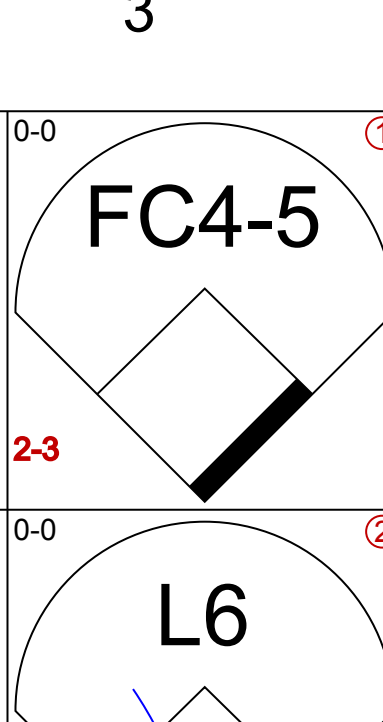
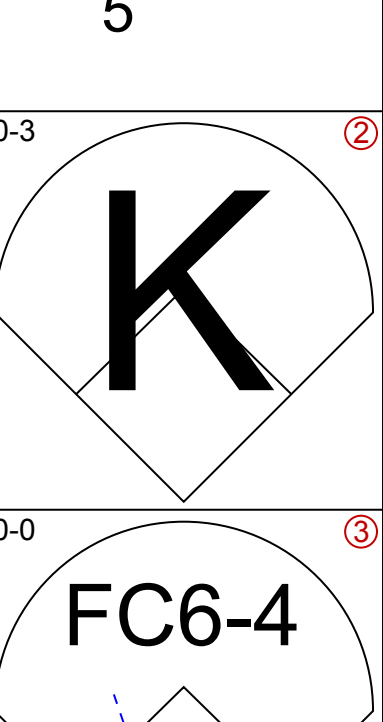
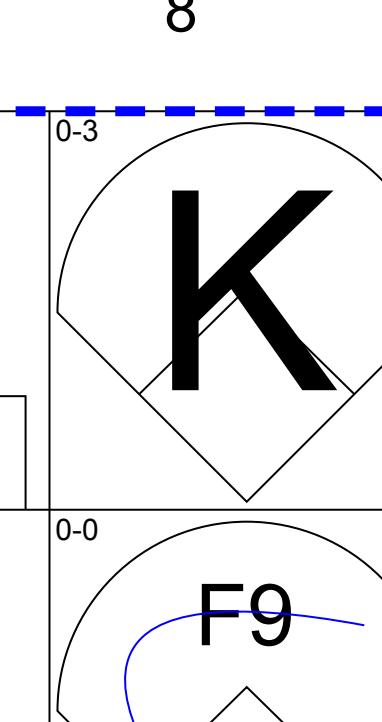
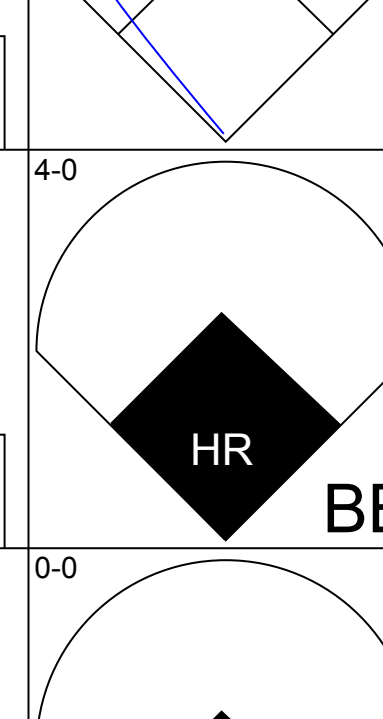
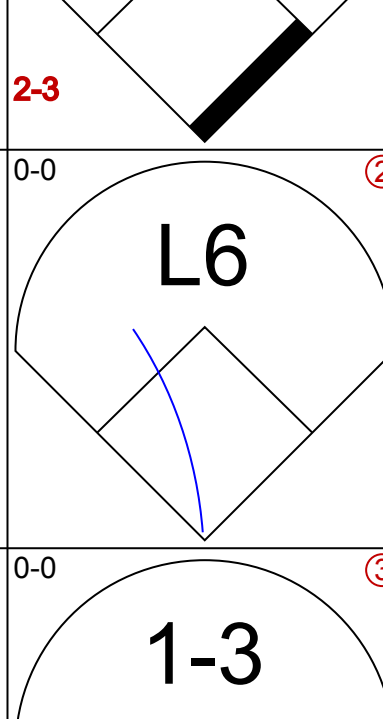
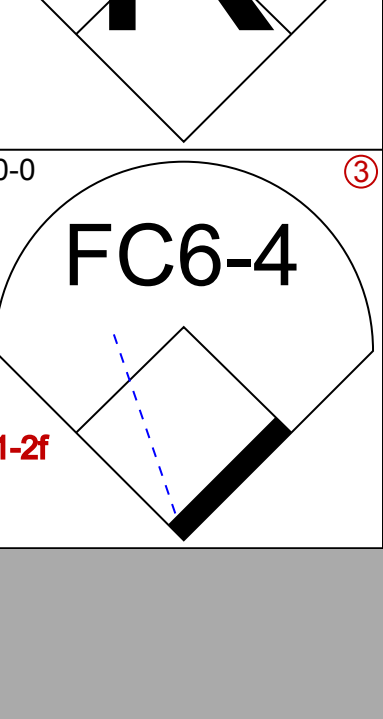
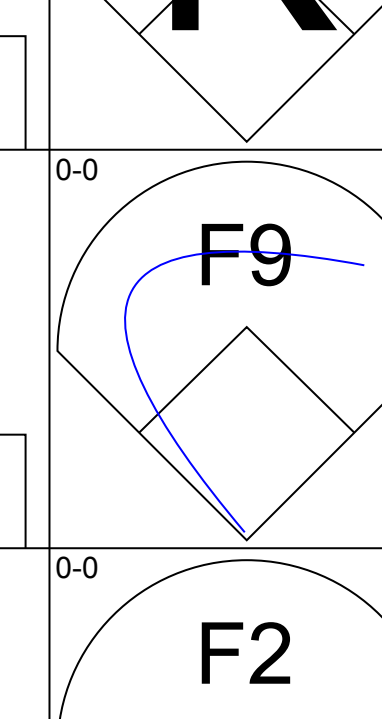
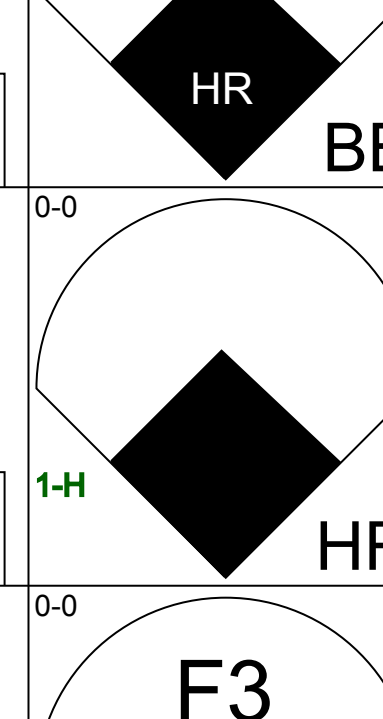
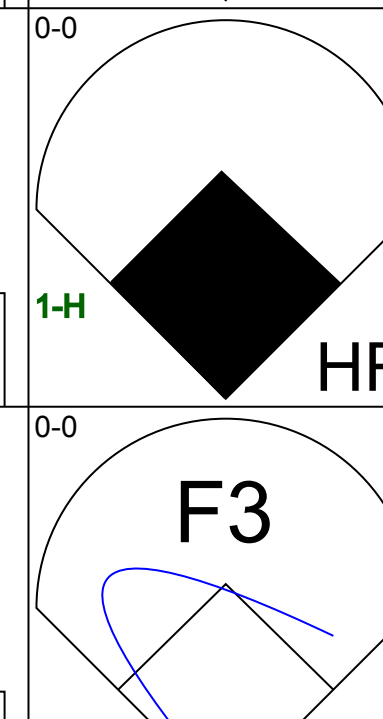
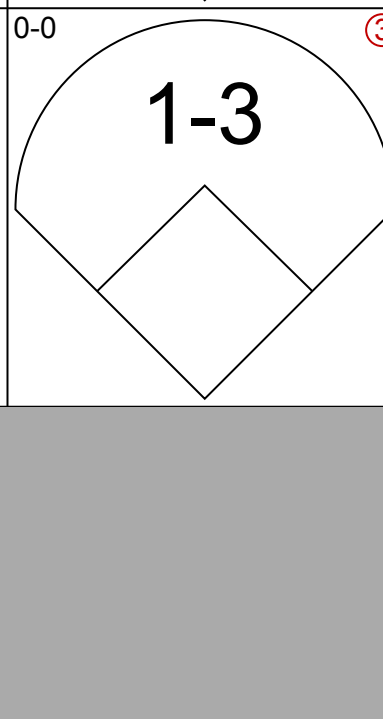
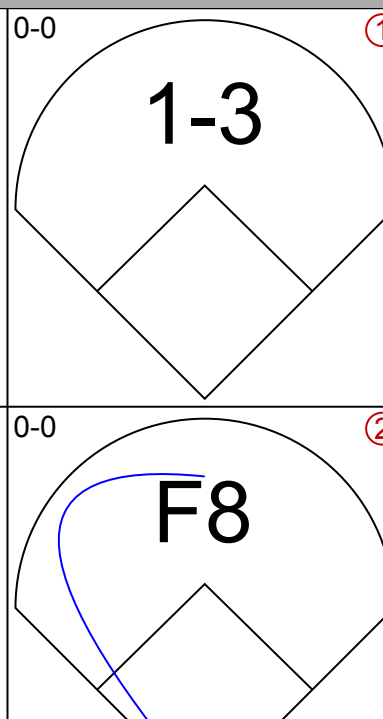
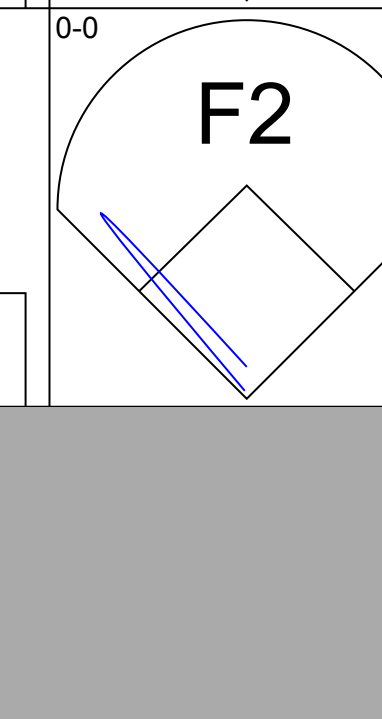
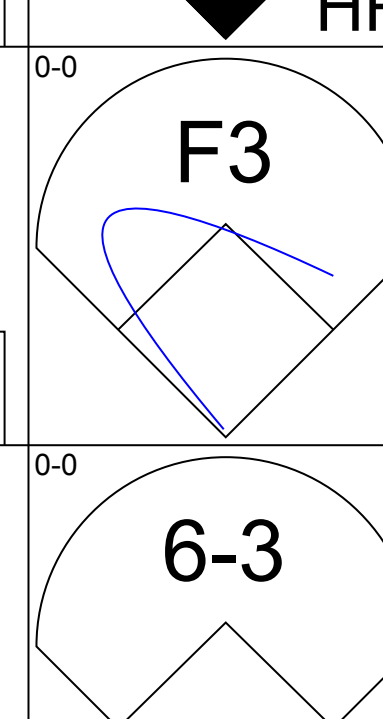
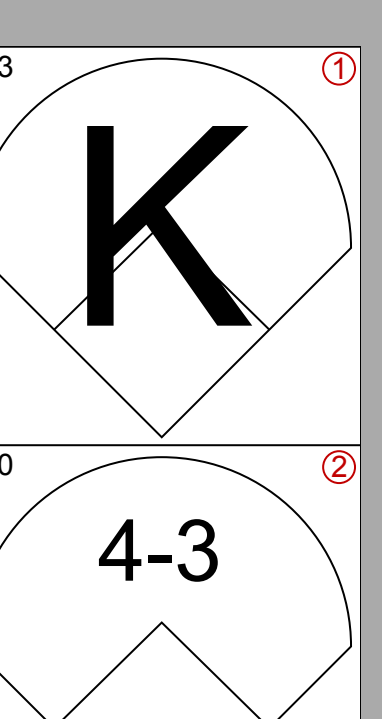
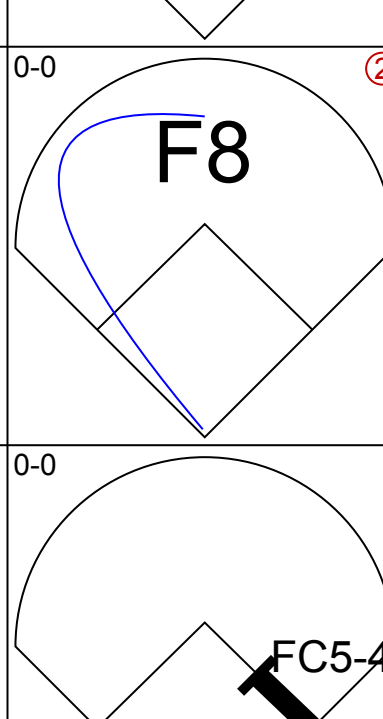
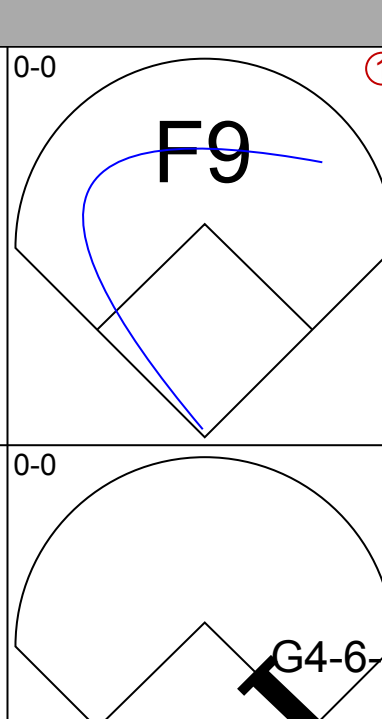
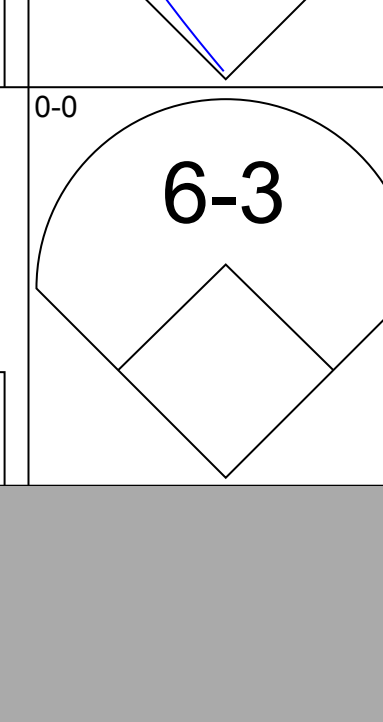
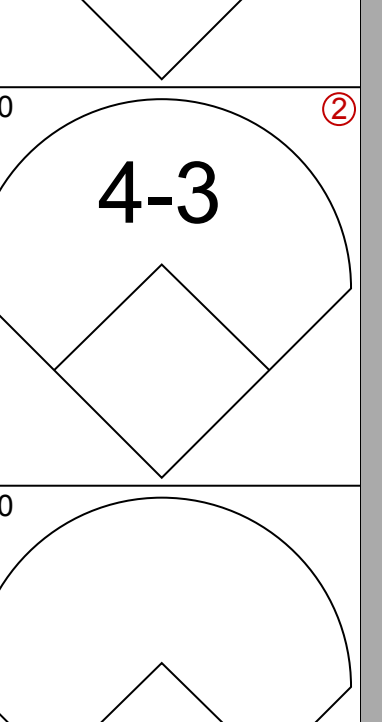
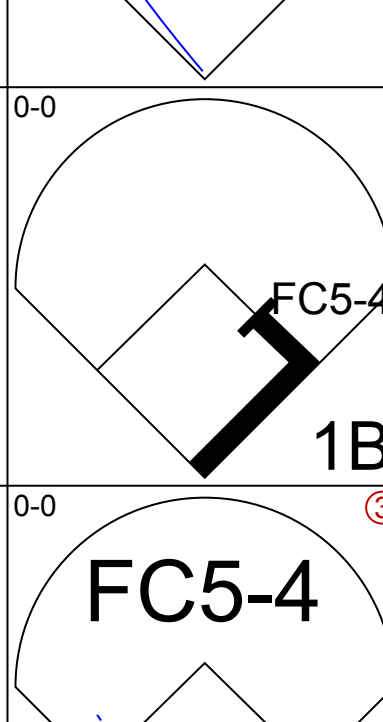
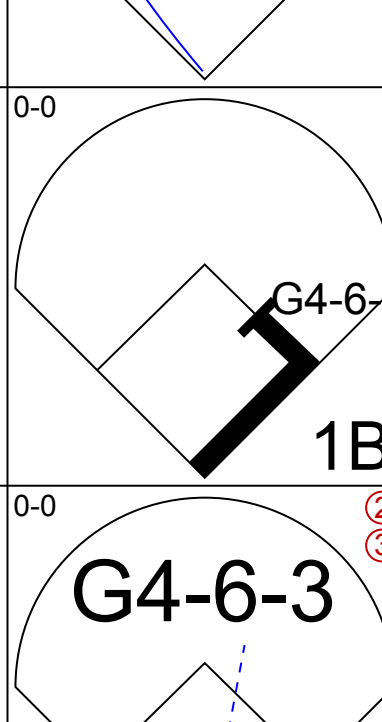
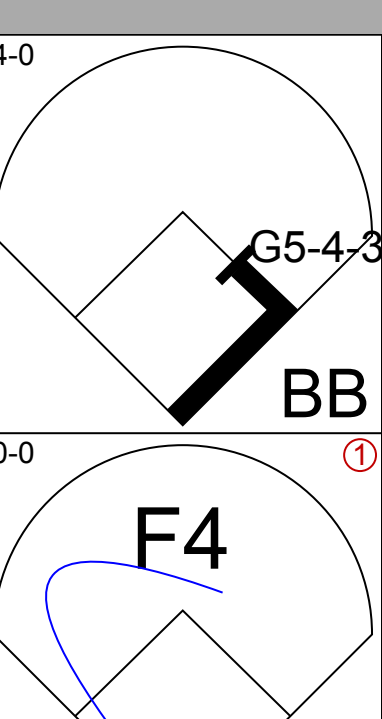

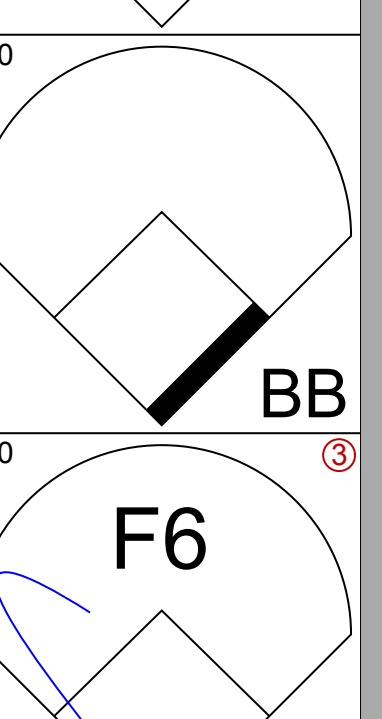
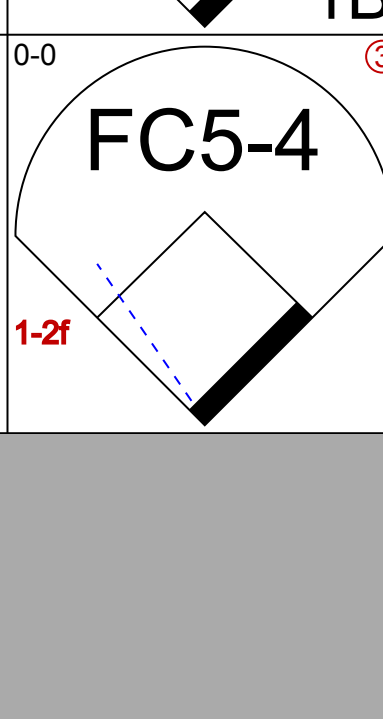
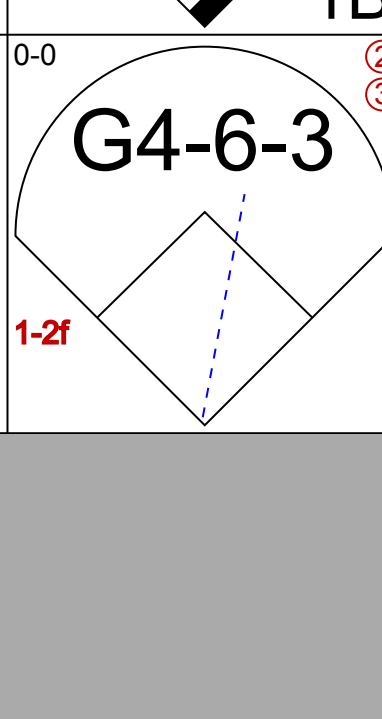

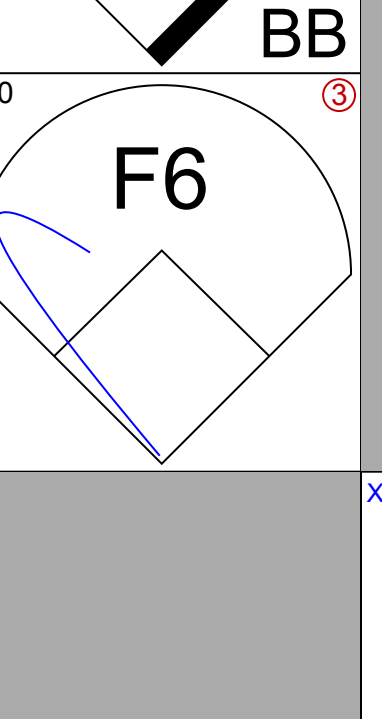
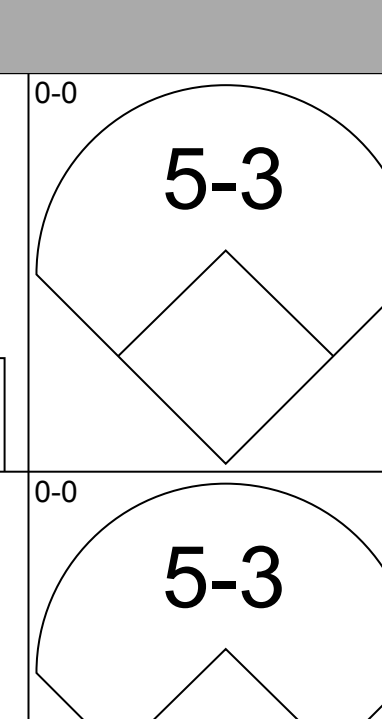
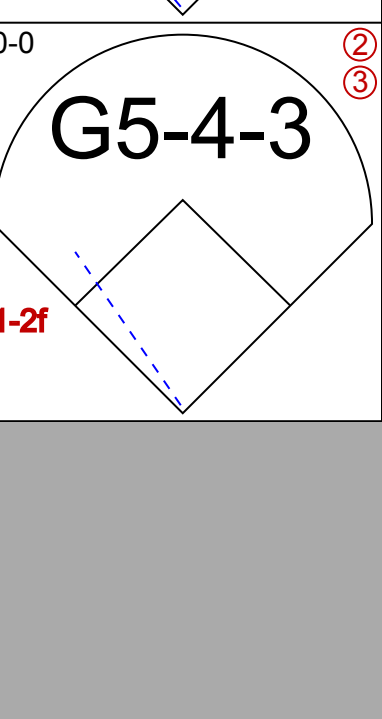
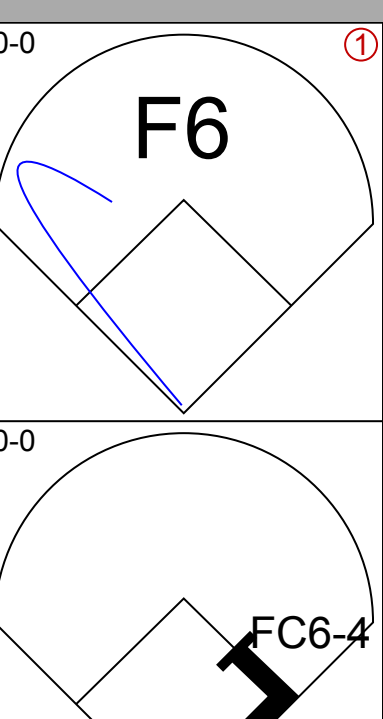
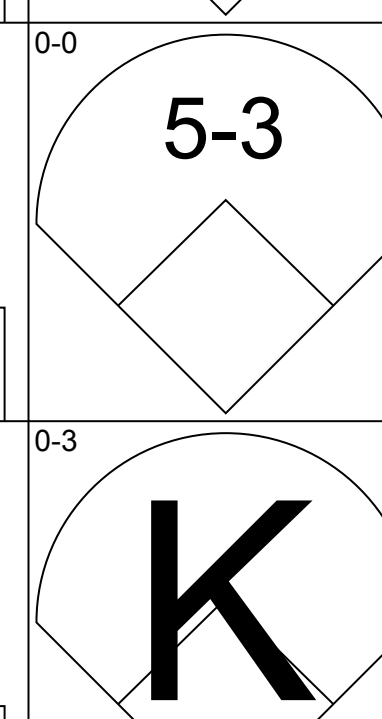
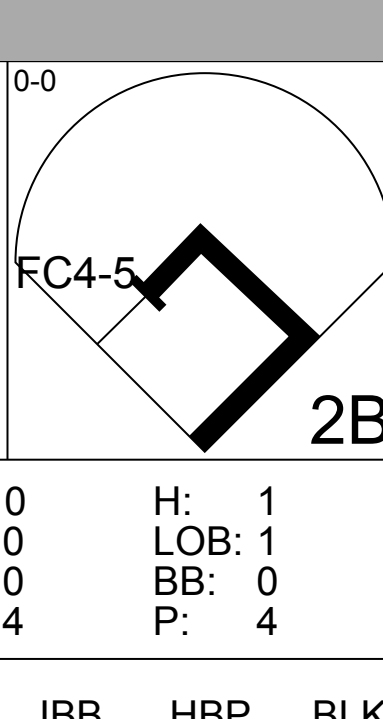
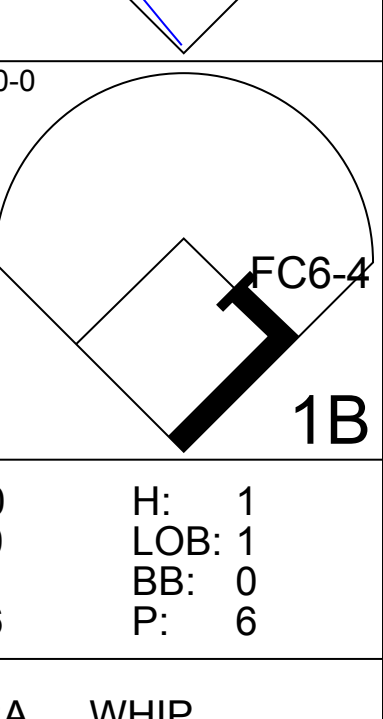
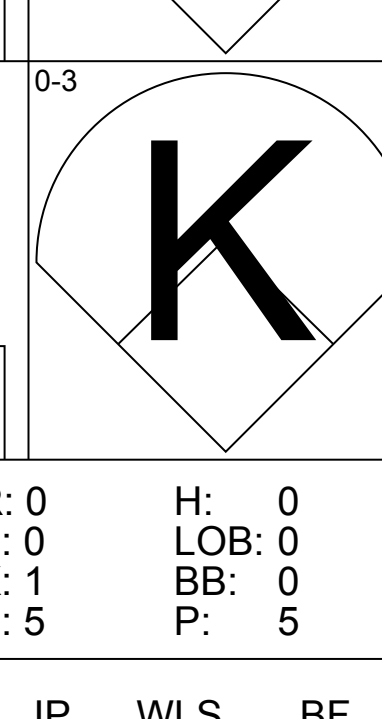



Batter	1	2	3	4	5	6	7	8	9	AB	R	H	RBI	BB	SO	LOB	TOP					
<b>Del Unser, L</b> OBP: 0.343, SLG: 0.375 (1, 8)	F5		1B		4-3			4-3		4	0	1	0	0	0	1	<b>Washington Senators @ New York Yankees</b> Yankee Stadium, Bronx, NY Thu Sep 02 1971, 7:05 PM EDT Alt. 7, 461 - Unknown - 70 F  <b>AB 31</b> <b>R 1</b> <b>H 4</b> <b>RBI 1</b> <b>BB 2</b> <b>SO 4</b> <b>LOB 9</b> 					
<b>Davey Nelson, R</b> OBP: 0.305, SLG: 0.361 (1, 5)	5-3		K			F8		6-3		4	0	0	0	0	1	2						
<b>Don Mincher, L</b> OBP: 0.400, SLG: 0.447 (1, 3)	1B		F7			F8		F8		4	0	1	0	0	0	2						
<b>Tom McCraw, L</b> OBP: 0.282, SLG: 0.385 (1, 7)	K			K		K			L7	4	0	0	0	0	3	1						
<b>Larry Blittner, L</b> OBP: 0.337, SLG: 0.311 (1, 9)		F5		F7			F7		F8	4	0	0	0	0	0	0						
<b>Dick Billings, R</b> OBP: 0.281, SLG: 0.330 (1, 2)		4-3		F8			6-3		1-3	4	0	0	0	0	0	0						
<b>Bernie Allen, L</b> OBP: 0.360, SLG: 0.361 (1, 4)		L7						BLK 1B BB		2	1	1	0	1	0	0						
<b>Tim Cullen, R</b> OBP: 0.244, SLG: 0.259 (1, 6)										2	0	0	0	0	0	1						
<b>Denny Riddleberger, R</b> (5, 1)										0	0	0	0	0	0	0						
<b>Jeff Burroughs, R</b> OBP: 0.367, SLG: 0.455 (7, PH)			6-3		F9			FC4-6 1B		1	0	1	1	0	0	0						
<b>Horacio Pina, R</b> (7, 1)										0	0	0	0	0	0	0						
<b>Jim Shellenback, L</b> OBP: 0.179, SLG: 0.185 (1, 1)										0	0	0	0	0	0	0						
<b>Casey Cox, R</b> OBP: 0.115, SLG: 0.080 (1, 1)										0	0	0	0	0	0	0						
<b>Mike Thompson, R</b> OBP: 0.235, SLG: 0.071 (2, 1)			1B		1-3			FC4-6		0	0	0	0	1	0	0						
<b>Toby Harrah, R</b> OBP: 0.286, SLG: 0.271 (5, PH)								1-2		2	0	0	0	0	0	2						
<b>Inning Stats</b>	R: 0 E: 0 K: 1 S: 6	H: 1 LOB: 1 BB: 0 P: 6	R: 0 E: 0 K: 0 S: 3	H: 0 LOB: 0 BB: 0 P: 3	R: 0 E: 0 K: 1 S: 6	H: 1 LOB: 2 BB: 1 P: 10	R: 0 E: 0 K: 1 S: 5	H: 0 LOB: 0 BB: 0 P: 5	R: 0 E: 0 K: 0 S: 4	H: 1 LOB: 1 BB: 0 P: 4	R: 0 E: 0 K: 0 S: 5	H: 0 LOB: 0 BB: 0 P: 5	R: 1 E: 0 K: 0 S: 4	H: 1 LOB: 1 BB: 1 P: 8	R: 0 E: 0 K: 0 S: 3	H: 0 LOB: 0 BB: 0 P: 3	R: 0 E: 0 K: 0 S: 3	H: 0 LOB: 0 BB: 0 P: 3	1B: 3 2B: 1 3B: 0 HR: 0	SF: 0 SAC: 0 DP: 0 HBP: 0	WP: 0 PB: 0 SB: 0 CS: 0	PA: 33
<b>PITCHER</b> <b>Stan Bahnsen, R</b> ERA: 3.56 (1, 1)	IP: 9.0 WLS: W BF: 33 H: 4 R: 1 ER: 1 SO: 4 BB: 2 IBB: 0 HBP: 0 BLK: 1 WP: 0 HR: 0 S: 39 P: 47 ERA: 1.00 WHIP: 0.667															<b>PITCHER</b>						


Batter	1	2	3	4	5	6	7	8	9	AB	R	H	RBI	BB	SO	LOB	BOTTOM				
<b>Horace Clarke, S</b> OBP: 0.320, SLG: 0.309 (1, 4)	PB BB				6-3			F7		4	2	2	2	1	0	0	<b>Washington Senators @ New York Yankees</b> Yankee Stadium, Bronx, NY Thu Sep 02 1971, 7:05 PM EDT Alt. 7, 461 - Unknown - 70 F  <b>AB 34</b> <b>R 11</b> <b>H 13</b> <b>RBI 9</b> <b>BB 6</b> <b>SO 3</b> <b>LOB 18</b> 				
<b>Thurman Munson, R</b> OBP: 0.340, SLG: 0.380 (1, 2)	E7 PB 1B							6-3		5	2	3	0	0	0	2					
<b>Bobby Murcer, L</b> OBP: 0.419, SLG: 0.533 (1, 8)	PB WP 2H 3H	1B	1B	HR	1B			G3-6-3 1B		4	2	2	2	1	0	1					
<b>Roy White, S</b> OBP: 0.378, SLG: 0.461 (1, 7)	WP PB 4-3	BB		HR	1B			4-3		4	2	2	1	1	0	0					
<b>Felipe Alou, R</b> OBP: 0.323, SLG: 0.398 (1, 3)	4-3	BB		HR	1B			FC4-6 1B		3	1	2	3	2	0	2					
<b>Danny Cater, R</b> OBP: 0.303, SLG: 0.362 (1, 5)	4-3			HR	BB			WP BB		5	1	2	1	0	0	4					
<b>Ron Swoboda, R</b> ERA: 3.65 (1, 9)										1	0	0	0	0	0	1					
<b>Ron Blomberg, L</b> OBP: 0.372, SLG: 0.500 (2, PR)	6-3							SH1-3 2B HBP		2	1	0	0	0	1	2					
<b>Gene Michael, S</b> OBP: 0.313, SLG: 0.298 (1, 6)								K		3	0	0	0	1	1	4					
<b>Stan Bahnsen, R</b> OBP: 0.136, SLG: 0.185 (1, 1)	P3							6-3		3	0	0	0	0	1	2					
<b>Inning Stats</b>	R: 4 E: 1 K: 0 S: 5	H: 2 LOB: 2 BB: 4 P: 21	R: 7 E: 0 K: 1 S: 12	H: 7 LOB: 2 BB: 0 P: 13	R: 0 E: 0 K: 0 S: 3	H: 0 LOB: 0 BB: 1 P: 7	R: 0 E: 0 K: 2 S: 7	H: 0 LOB: 0 BB: 0 P: 7	R: 0 E: 0 K: 0 S: 3	H: 1 LOB: 0 BB: 0 P: 3	R: 0 E: 0 K: 0 S: 5	H: 2 LOB: 2 BB: 0 P: 5	R: 0 E: 0 K: 0 S: 3	H: 0 LOB: 0 BB: 0 P: 3	R: 0 E: 0 K: 0 S: 3	H: 1 LOB: 1 BB: 1 P: 7		1B: 11 2B: 1 3B: 0 HR: 1	SF: 0 SAC: 1 DP: 2 HBP: 1	WP: 2 PB: 2 SB: 0 CS: 0	PA: 42
<b>PITCHER</b> <b>Jim Shellenback, L</b> ERA: 3.59 (1, 1)	IP: 0.0 WLS: L BF: 4 H: 2 R: 4 ER: 4 SO: 4 BB: 2 IBB: 0 HBP: 0 BLK: 0 WP: 1 HR: 0 S: 2 P: 10 ERA: 45.00 WHIP: 6.000															<b>PITCHER</b>					
<b>Casey Cox, R</b> (1, 1)	IP: 1.0 WLS: L BF: 10 H: 5 R: 5 ER: 5 SO: 0 BB: 1 IBB: 1 HBP: 0 BLK: 0 WP: 1 HR: 1 S: 8 P: 16 ERA: 6.00 WHIP: 1.000																				
<b>Mike Thompson, R</b> ERA: 3.54 (2, 1)	IP: 3.0 WLS: L BF: 13 H: 2 R: 2 ER: 2 SO: 3 BB: 1 IBB: 0 HBP: 1 BLK: 0 WP: 1 HR: 0 S: 17 P: 22 ERA: 6.00 WHIP: 1.500																				
<b>Denny Riddleberger, L</b> (5, 1)	IP: 2.0 WLS: L BF: 8 H: 3 R: 0 ER: 0 SO: 0 BB: 0 IBB: 0 HBP: 0 BLK: 0 WP: 0 HR: 0 S: 8 P: 8 ERA: 0.00 WHIP: 1.500																				
<b>Horacio Pina, R</b> ERA: 5.6 (7, 1)	IP: 2.0 WLS: L BF: 7 H: 1 R: 0 ER: 0 SO: 0 BB: 1 IBB: 0 HBP: 0 BLK: 0 WP: 0 HR: 0 S: 6 P: 10 ERA: 0.00 WHIP: 1.000																				



Batter	1	2	3	4	5	6	7	8	9	AB	R	H	RBI	BB	SO	LOB	TOP					
<b>Paul Blair, R</b> OBP: 0.299, SLG: 0.387 (1, 8)										5	0	0	0	0	3	4	<b>Baltimore Orioles @ Washington Senators</b> Robert F. Kennedy Memorial Stadium, Washington, DC Fri Sep 03 1971, 7:05 PM EDT Att: 7,761 - Unknown <a href="http://livebaseballscorecards.com">livebaseballscorecards.com</a>					
<b>Mery Rettenmund, R</b> OBP: 0.421, SLG: 0.455 (1, 7)										4	1	1	0	1	2	1						
<b>Boog Powell, L</b> OBP: 0.369, SLG: 0.427 (1, 3)										4	0	0	0	0	2	4						
<b>Frank Robinson, R</b> OBP: 0.390, SLG: 0.503 (1, 9)										4	1	2	2	0	0	0						
<b>Elrod Hendricks, L</b> OBP: 0.337, SLG: 0.376 (1, 2)										3	1	2	0	1	0	1						
<b>Brooks Robinson, R</b> OBP: 0.346, SLG: 0.395 (1, 5)										3	0	1	2	1	1	2						
<b>Davey Johnson, R</b> OBP: 0.347, SLG: 0.435 (1, 4)										4	0	0	0	0	0	4						
<b>Mark Belanger, R</b> OBP: 0.365, SLG: 0.313 (1, 6)										3	0	1	0	1	0	1						
<b>Dave McNally, R</b> OBP: 0.200, SLG: 0.270 (1, 1)										1	0	0	0	0	1	1						
<b>Tom Shopay, L</b> OBP: 0.263, SLG: 0.241 (8, PH)										1	1	1	0	0	0	0						
<b>Eddie Watt, R</b> (8, 1)										0	0	0	0	1	0	0						
<b>Inning Stats</b>	R: 0 E: 0 K: 2 S: 7	H: 0 LOB: 0 BB: 0 P: 7	R: 0 E: 0 K: 1 S: 6	H: 1 LOB: 1 BB: 0 P: 6	R: 0 E: 0 K: 1 S: 6	H: 1 LOB: 2 BB: 1 P: 10	R: 0 E: 0 K: 0 S: 3	H: 1 LOB: 1 BB: 1 P: 7	R: 0 E: 0 K: 2 S: 6	H: 0 LOB: 1 BB: 0 P: 10	R: 0 E: 0 K: 1 S: 5	H: 0 LOB: 0 BB: 0 P: 5	R: 0 E: 0 K: 0 S: 4	H: 1 LOB: 1 BB: 0 P: 4	R: 4 E: 0 K: 1 S: 9	H: 4 LOB: 1 BB: 1 P: 13	R: 0 E: 0 K: 1 S: 5	H: 0 LOB: 1 BB: 1 P: 9	1B: 5 2B: 4 3B: 1 HR: 0	SF: 0 SAC: 1 DP: 2 HBP: 0	WP: 0 PB: 0 SB: 0 CS: 0	PA: 38
<b>PITCHER</b> <b>Pete Broberg, R</b> ERA: 2.87 (1, 1)	IP: 9.0 WLS: L BF: 38 H: 8 R: 4 ER: 4 SO: 9 BB: 4 IBB: 1 HBP: 0 BLK: 0 WP: 0 HR: 0 S: 51 P: 71 ERA: 4.00 WHIP: 1.333															<b>PITCHER</b>						

Batter	1	2	3	4	5	6	7	8	9	AB	R	H	RBI	BB	SO	LOB	BOTTOM					
<b>Del Unser, L</b> OBP: 0.341, SLG: 0.372 (1, 9)										4	0	0	0	0	2	2	<b>Baltimore Orioles @ Washington Senators</b> Robert F. Kennedy Memorial Stadium, Washington, DC Fri Sep 03 1971, 7:05 PM EDT Att: 7,761 - Unknown <a href="http://livebaseballscorecards.com">livebaseballscorecards.com</a>					
<b>Toby Harrah, R</b> OBP: 0.286, SLG: 0.269 (1, 6)										2	1	0	0	1	0	2						
<b>Bernie Allen, L</b> OBP: 0.358, SLG: 0.359 (8, PH)										1	0	0	0	0	0	0						
<b>Frank Howard, R</b> OBP: 0.371, SLG: 0.476 (1, 3)										4	1	1	2	0	0	1						
<b>Jeff Burroughs, R</b> OBP: 0.356, SLG: 0.440 (1, 7)										4	0	0	0	0	1	0						
<b>Davey Nelson, R</b> OBP: 0.308, SLG: 0.364 (1, 5)										4	0	2	0	0	0	0						
<b>Elliott Maddox, R</b> OBP: 0.336, SLG: 0.265 (1, 8)										1	0	0	0	2	0	1						
<b>Don Mincher, L</b> OBP: 0.399, SLG: 0.445 (9, PH)										1	0	0	0	0	0	1						
<b>Paul Casanova, R</b> OBP: 0.230, SLG: 0.278 (1, 2)										3	0	0	0	0	0	2						
<b>Tim Cullen, R</b> OBP: 0.242, SLG: 0.257 (1, 4)										3	0	0	0	0	0	1						
<b>Pete Broberg, R</b> OBP: 0.114, SLG: 0.118 (1, 1)										3	0	2	0	0	1	0						
<b>Inning Stats</b>	R: 2 E: 0 K: 0 S: 4	H: 1 LOB: 0 BB: 1 P: 8	R: 0 E: 0 K: 0 S: 2	H: 0 LOB: 0 BB: 1 P: 6	R: 0 E: 0 K: 0 S: 4	H: 1 LOB: 1 BB: 0 P: 4	R: 0 E: 0 K: 1 S: 5	H: 0 LOB: 1 BB: 1 P: 9	R: 0 E: 0 K: 1 S: 6	H: 1 LOB: 1 BB: 0 P: 6	R: 0 E: 0 K: 0 S: 4	H: 1 LOB: 0 BB: 0 P: 4	R: 0 E: 0 K: 1 S: 5	H: 0 LOB: 0 BB: 0 P: 5	R: 0 E: 0 K: 1 S: 5	H: 0 LOB: 0 BB: 0 P: 5	R: 0 E: 0 K: 0 S: 3	H: 1 LOB: 0 BB: 0 P: 3	1B: 3 2B: 1 3B: 0 HR: 1	SF: 0 SAC: 0 DP: 2 HBP: 0	WP: 0 PB: 0 SB: 0 CS: 0	PA: 33
<b>PITCHER</b> <b>Dave McNally, L</b> ERA: 3.03 (1, 1)	IP: 7.0 WLS: W BF: 27 H: 4 R: 2 ER: 2 SO: 3 BB: 3 IBB: 0 HBP: 0 BLK: 0 WP: 0 HR: 1 S: 30 P: 42 ERA: 2.57 WHIP: 1.000															<b>PITCHER</b>						
<b>Eddie Watt, R</b> ERA: 2.14 (8, 1)	IP: 2.0 WLS: S BF: 6 H: 1 R: 0 ER: 0 SO: 1 BB: 0 IBB: 0 HBP: 0 BLK: 0 WP: 0 HR: 0 S: 8 P: 8 ERA: 0.00 WHIP: 0.500															<b>PITCHER</b>						

Batter	1	2	3	4	5	6	7	8	9	AB R H RBI BB SO LOB	TOP											
Paul Blair, R OBP: 0.300, SLG: 0.390 (1, 8)	E6 1B 1B		1B 3B	BB			F8	F7		4 2 1 0 1 0 2	<p><b>Baltimore Orioles @ Washington Senators</b> Robert F. Kennedy Memorial Stadium, Washington, DC</p> <p>Sat Sep 04 1971, 7:05 PM EDT Att: 7,909 - Unknown</p> <p>livebaseballscorecards.com</p> <p>AB 35 R 6 H 10 RBI 6 BB 3 SO 7 LOB 17</p> 											
Mery Rettenmund, R OBP: 0.421, SLG: 0.455 (1, 7)	1B SF8 1B		K	SF7			4-3 BB	F6		3 1 1 1 1 1 1												
Boog Powell, L OBP: 0.372, SLG: 0.429 (1, 3)	FC5-4 1B		1B	4-3			4-3	1B		5 0 3 2 0 0 2												
Frank Robinson, R OBP: 0.388, SLG: 0.500 (1, 9)	SF8		1B		K		K	K		4 0 1 1 0 3 2												
Eliud Hendricks, L OBP: 0.333, SLG: 0.372 Andy Etchebarren, R OBP: 0.332, SLG: 0.437 (8, PH) (8, 2)	F8		P3		3-1			1B 2B	1-3	3 0 0 0 0 0 3 2 1 1 0 0 0 1												
Brooks Robinson, R OBP: 0.343, SLG: 0.392 (1, 5)	FC5-4 1-2		F2		F7			K		4 0 0 0 0 1 4												
Davey Johnson, R OBP: 0.349, SLG: 0.443 (1, 4)		F8		HR		K		1B		4 1 2 2 0 1 0												
Mark Belanger, R OBP: 0.366, SLG: 0.315 (1, 6)	F8		SH1-4 SF7 2B		K			IBB		3 1 1 0 1 1 0												
Jim Palmer, R OBP: 0.233, SLG: 0.207 (1, 1)	F8		SH1-4 2-3		L3			F4		3 0 0 0 0 0 2												
<b>Inning Stats</b>	R: 2 E: 1 K: 0 S: 6	H: 2 LOB: 1 BB: 0 P: 6	R: 0 E: 0 K: 0 S: 3	H: 0 LOB: 0 BB: 0 P: 3	R: 1 E: 0 K: 1 S: 8	H: 3 LOB: 2 BB: 0 P: 8	R: 2 E: 0 K: 0 S: 5	H: 2 LOB: 1 BB: 0 P: 9	R: 0 E: 0 K: 1 S: 5	H: 0 LOB: 0 BB: 0 P: 5		R: 0 E: 0 K: 2 S: 7	H: 0 LOB: 0 BB: 0 P: 7	R: 0 E: 0 K: 1 S: 5	H: 0 LOB: 1 BB: 1 P: 9	R: 1 E: 0 K: 1 S: 7	H: 2 LOB: 2 BB: 1 P: 11	R: 0 E: 0 K: 1 S: 6	H: 1 LOB: 1 BB: 0 P: 6	1B: 6 2B: 2 3B: 1 HR: 1	SF: 2 SAC: 1 DP: 0 HBP: 0	WP: 0 PB: 0 SB: 0 CS: 0
<b>PITCHER</b>	IP WLS BF H R ER SO BB IBB HBP BLK WP HR S P ERA WHIP											IP WLS BF H R ER SO BB IBB HBP BLK WP HR S P ERA WHIP										
Denny McLain, R ERA: 4.22 (1, 1)	4.0 L 21 7 5 4 1 1 0 0 0 0 1 22 26 9.00 2.000																					
Mike Thompson, R ERA: 4.85 (5, 1)	3.0 10 0 0 0 4 1 0 0 0 0 0 0 17 21 0.00 0.333																					
Joe Grzenda, L ERA: 2.24 (8, 1)	1.0 6 2 1 1 1 0 1 0 0 0 0 0 7 11 9.00 2.000																					
Paul Lindblad, L ERA: 2.95 (9, 1)	1.0 4 1 0 0 1 0 0 0 0 0 0 0 6 6 0.00 1.000																					

Batter	1	2	3	4	5	6	7	8	9	AB R H RBI BB SO LOB	BOTTOM											
Del Unser, L OBP: 0.339, SLG: 0.376 (1, 8)	HR	K		F3			F2		K	5 1 1 1 0 2 3	<p><b>Baltimore Orioles @ Washington Senators</b> Robert F. Kennedy Memorial Stadium, Washington, DC</p> <p>Sat Sep 04 1971, 7:05 PM EDT Att: 7,909 - Unknown</p> <p>livebaseballscorecards.com</p> <p>AB 37 R 2 H 9 RBI 2 BB 1 SO 10 LOB 21</p> 											
Davey Nelson, R OBP: 0.314, SLG: 0.372 (1, 5)	WP S 1B		1B		E5 1-3		1B 2B		F3	5 1 3 0 0 0 0												
Don Mincher, L OBP: 0.397, SLG: 0.443 (1, 3)	K		F7		1-3		1B			4 0 1 1 0 1 3												
Frank Howard, R OBP: 0.369, SLG: 0.472 (1, 7)	5-3		K		5-3		K			4 0 0 0 0 2 4												
Bernie Allen, L OBP: 0.357, SLG: 0.354 (1, 4)	2-3 BB		F2		F7			K		3 0 0 0 1 1 2												
Jeff Burroughs, R OBP: 0.360, SLG: 0.442 (1, 9)	K			1B 1B			F8		FC1-6 1B	4 0 2 0 0 1 2												
Dick Billings, R OBP: 0.281, SLG: 0.328 (1, 2)		K		1B			F9		FC1-6 1-2	4 0 1 0 0 1 1												
Tim Cullen, R OBP: 0.242, SLG: 0.257 Paul Lindblad, L OBP: 0.200, SLG: 0.300 (9, 1)	FC3-6 1B		K		K		F6		F3	4 0 1 0 0 1 3 0 0 0 0 0 0 0												
Denny McLain, R OBP: 0.170, SLG: 0.180 Larry Githner, L OBP: 0.335, SLG: 0.309 Mike Thompson, R OBP: 0.228, SLG: 0.071 Tom McCraw, R OBP: 0.290, SLG: 0.383 Joe Grzenda, R OBP: 0.290, SLG: 0.250 Toby Harrah, R OBP: 0.250, SLG: 0.290 (4, PH) (5, 1) (7, PH) (8, 1) (9, 6)	FC3-6 1-2		F6				K		6-3	1 0 0 0 0 0 1 1 0 0 0 0 0 2 0 0 0 0 0 0 0 1 0 0 0 0 1 0 0 0 0 0 0 0 0 1 0 0 0 0 0 0												
<b>Inning Stats</b>	R: 1 E: 0 K: 2 S: 9	H: 2 LOB: 2 BB: 1 P: 13	R: 0 E: 0 K: 2 S: 8	H: 1 LOB: 1 BB: 0 P: 8	R: 0 E: 0 K: 1 S: 6	H: 1 LOB: 1 BB: 0 P: 6	R: 0 E: 0 K: 1 S: 7	H: 2 LOB: 2 BB: 0 P: 7	R: 0 E: 1 K: 0 S: 4	H: 0 LOB: 1 BB: 0 P: 4		R: 0 E: 0 K: 0 S: 3	H: 0 LOB: 0 BB: 0 P: 3	R: 1 E: 0 K: 2 S: 9	H: 2 LOB: 1 BB: 0 P: 9	R: 0 E: 0 K: 1 S: 6	H: 1 LOB: 1 BB: 0 P: 6	R: 0 E: 0 K: 1 S: 5	H: 0 LOB: 0 BB: 0 P: 5	1B: 7 2B: 1 3B: 0 HR: 1	SF: 0 SAC: 0 DP: 0 HBP: 0	WP: 1 PB: 0 SB: 1 CS: 0
<b>PITCHER</b>	IP WLS BF H R ER SO BB IBB HBP BLK WP HR S P ERA WHIP											IP WLS BF H R ER SO BB IBB HBP BLK WP HR S P ERA WHIP										
Jim Palmer, R ERA: 2.79 (1, 1)	9.0 W 38 9 2 2 10 1 0 0 0 1 1 57 61 2.00 1.111																					

Batter	1	2	3	4	5	6	7	8	9	AB	R	H	RBI	BB	SO	LOB	TOP			
<b>Paul Blair, R</b> OBP: 0.297, SLG: 0.387 (1, 8)										4	0	0	0	0	1	2	<b>Baltimore Orioles @ Washington Senators</b> Robert F. Kennedy Memorial Stadium, Washington, DC Sun Sep 05 1971, 3:33 AM EDT Att: 9,623 - Unknown <a href="http://livebaseballscorecards.com">livebaseballscorecards.com</a>			
<b>Mery Rettenmund, R</b> OBP: 0.424, SLG: 0.455 (1, 7)										2	0	1	0	2	0	0				
<b>Boog Powell, L</b> OBP: 0.371, SLG: 0.426 (1, 3)										3	0	0	0	1	0	3				
<b>Frank Robinson, R</b> OBP: 0.385, SLG: 0.495 (1, 9)										4	0	0	0	0	0	3				
<b>Eliot Hendricks, L</b> OBP: 0.329, SLG: 0.367 (1, 2)										4	0	0	0	0	0	1				
<b>Brooks Robinson, R</b> OBP: 0.346, SLG: 0.401 (1, 5)										4	2	3	1	0	0	0				
<b>Davey Johnson, R</b> OBP: 0.350, SLG: 0.444 (1, 4)										3	1	1	0	0	0	1				
<b>Mark Belanger, R</b> OBP: 0.367, SLG: 0.317 (1, 6)										4	0	2	1	0	0	1				
<b>Mike Cuellar, L</b> OBP: 0.097, SLG: 0.121 (1, 1)										3	0	0	0	0	2	2				
<b>Tom Shopay, L</b> OBP: 0.259, SLG: 0.236 (9, PH)										1	0	0	0	0	0	0				
<b>Inning Stats</b>	R: 0 E: 0 K: 1 S: 6	H: 1 LOB: 1 BB: 0 P: 6	R: 2 E: 1 K: 0 S: 6	H: 3 LOB: 1 BB: 0 P: 6	R: 0 E: 0 K: 0 S: 2	H: 0 LOB: 0 BB: 1 P: 6	R: 0 E: 0 K: 0 S: 3	H: 0 LOB: 1 BB: 0 P: 4	R: 0 E: 0 K: 1 S: 5	H: 1 LOB: 1 BB: 0 P: 4	R: 0 E: 0 K: 1 S: 5	H: 1 LOB: 0 BB: 1 P: 5	R: 0 E: 0 K: 0 S: 3	H: 0 LOB: 1 BB: 1 P: 7	R: 1 E: 0 K: 0 S: 4	H: 1 LOB: 0 BB: 0 P: 4	1B: 5 2B: 2 3B: 0 HR: 1	SF: 0 SAC: 0 DP: 1 HBP: 1	WP: 0 PB: 0 SB: 0 CS: 1	PA: 37
<b>PITCHER</b> <b>Dick Bosman, R</b> ERA: 3.66 (1, 1)	IP: 9.0 WLS: W BF: 36 H: 7 R: 3 ER: 3 SO: 3 BB: 3 IBB: 0 HBP: 1 BLK: 0 WP: 0 HR: 1 S: 38 P: 51 ERA: 3.00 WHIP: 1.111															<b>PITCHER</b>				

Batter	1	2	3	4	5	6	7	8	9	AB	R	H	RBI	BB	SO	LOB	BOTTOM	
<b>Del Unser, L</b> OBP: 0.338, SLG: 0.373 (1, 9)										4	0	0	0	1	0	2	<b>Baltimore Orioles @ Washington Senators</b> Robert F. Kennedy Memorial Stadium, Washington, DC Sun Sep 05 1971, 3:33 AM EDT Att: 9,623 - Unknown <a href="http://livebaseballscorecards.com">livebaseballscorecards.com</a>	
<b>Davey Nelson, R</b> OBP: 0.313, SLG: 0.370 (1, 5)										4	1	1	0	0	0	2		
<b>Frank Howard, R</b> OBP: 0.373, SLG: 0.478 (1, 3)										4	0	4	0	0	0	0		
<b>Tom McCraw, L</b> OBP: 0.281, SLG: 0.383 (8, 3)										0	0	0	0	0	0	0		
<b>Jeff Burroughs, R</b> OBP: 0.350, SLG: 0.427 (1, 7)										4	1	0	0	0	1	5		
<b>Dick Billings, R</b> OBP: 0.280, SLG: 0.338 (1, 2)										4	1	1	3	0	0	1		
<b>Elliott Maddox, R</b> OBP: 0.338, SLG: 0.269 (1, 8)										4	1	2	0	0	1	1		
<b>Toby Harrah, R</b> OBP: 0.289, SLG: 0.272 (1, 6)										3	1	2	0	0	0	0		
<b>Tim Cullen, R</b> OBP: 0.248, SLG: 0.266 (1, 4)										2	0	2	2	1	0	0		
<b>Dick Bosman, R</b> OBP: 0.208, SLG: 0.125 (1, 1)										4	0	0	0	0	1	5		
<b>Inning Stats</b>	R: 0 E: 0 K: 0 S: 4	H: 1 LOB: 2 BB: 1 P: 8	R: 3 E: 0 K: 0 S: 6	H: 3 LOB: 0 BB: 0 P: 6	R: 0 E: 1 K: 0 S: 4	H: 1 LOB: 2 BB: 1 P: 8	R: 0 E: 0 K: 2 S: 8	H: 1 LOB: 1 BB: 0 P: 8	R: 0 E: 0 K: 1 S: 6	H: 1 LOB: 1 BB: 0 P: 6	R: 0 E: 0 K: 0 S: 3	H: 1 LOB: 0 BB: 0 P: 3	R: 2 E: 0 K: 0 S: 6	H: 3 LOB: 1 BB: 0 P: 6	1B: 8 2B: 3 3B: 0 HR: 1	SF: 0 SAC: 2 DP: 1 HBP: 0	WP: 0 PB: 0 SB: 0 CS: 0	PA: 37
<b>PITCHER</b> <b>Mike Cuellar, L</b> ERA: 3.25 (1, 1)	IP: 8.0 WLS: L BF: 37 H: 12 R: 5 ER: 5 SO: 3 BB: 2 IBB: 0 HBP: 0 BLK: 0 WP: 0 HR: 1 S: 41 P: 49 ERA: 5.62 WHIP: 1.750															<b>PITCHER</b>		

Batter	1	2	3	4	5	6	7	8	9	AB	R	H	RBI	BB	SO	LOB	TOP								
Dick McAuliffe, L (1.4)	F8		4-3		K		3-1			4	0	0	0	0	1	4									
Aurelio Rodriguez, R (1.5)	G3		F8		FC6-4			F8		4	1	1	0	0	0	3									
Gates Brown, L (1.7)	G3			4-3		P6		L9		4	0	0	1	0	0	0									
Norm Cash, L (1.3)	K			F8		F8		P4		4	0	0	0	0	1	0									
Bill Freehan, R (1.2)		1-3		F9					3B	4	1	2	0	0	0	0									
Jim Northrup, L (1.9)	K				F7	F7			F7	4	0	0	0	0	1	2									
Mickey Stanley, R (1.8)	4-3				E6					4	1	3	1	0	0	0									
Ed Brinkman, R (1.6)			E6							3	0	1	0	0	0	1									
Mickey Lolich, S (1.1)			SH2		SH				K	2	0	0	1	0	2	3									
<b>Inning Stats</b>	R: 1 E: 0 K: 1 S: 6	H: 1 LOB: 0 BB: 0 P: 6	R: 0 E: 0 K: 1 S: 5	H: 0 LOB: 0 BB: 0 P: 5	R: 0 E: 1 K: 0 S: 4	H: 0 LOB: 1 BB: 0 P: 4	R: 0 E: 0 K: 0 S: 3	H: 0 LOB: 0 BB: 0 P: 3	R: 1 E: 1 K: 1 S: 8	H: 2 LOB: 2 BB: 0 P: 8	R: 0 E: 0 K: 0 S: 4	H: 1 LOB: 1 BB: 0 P: 4	R: 0 E: 0 K: 1 S: 6	H: 1 LOB: 1 BB: 0 P: 6	R: 0 E: 0 K: 0 S: 3	H: 0 LOB: 0 BB: 0 P: 3	R: 1 E: 0 K: 1 S: 6	H: 2 LOB: 1 BB: 0 P: 7	1B: 4 2B: 1 3B: 2 HR: 0	SF: 0 SAC: 2 DP: 0 HBP: 1	WP: 0 PB: 0 SB: 0 CS: 2	PA: 36			
<b>PITCHER</b>	IP	WLS	BF	H	R	ER	SO	BB	IBB	HBP	BLK	WP	HR	S	P	ERA	WHIP								
Bill Gogolewski, R (1.1)	8.0	L	31	5	2	1	4	0	0	0	0	0	0	39	39	1.12	0.625								
Casey Cox, R (9.1)	1.0		5	2	1	1	1	0	0	1	0	0	0	6	7	9.00	2.000								

Detroit Tigers @ Washington Senators  
 Robert F. Kennedy Memorial Stadium, Washington, DC  
 Mon Sep 06 1971, 3:33 AM EDT  
 Att: 7,348 - Unknown

AB 33  
 R 3  
 H 7  
 RBI 3  
 BB 0  
 SO 5  
 LOB 13



Batter	1	2	3	4	5	6	7	8	9	AB	R	H	RBI	BB	SO	LOB	BOTTOM								
Del Unser, L (1.9)	F3			K				F8		3	0	0	0	1	1	0									
Davey Nelson, R (1.5)	F8			6-3					F8	4	0	1	0	0	0	0									
Frank Howard, R (1.3)	F9								6-3	4	0	1	0	0	0	1									
Dick Billings, R (1.7)		F9				FC6-4			6-3	4	0	0	0	0	1	2									
Elliott Maddox, R (1.8)								F9		3	0	2	0	0	0	0									
Paul Casanova, R (1.2)										3	0	1	0	0	0	2									
Toby Harrah, R (1.6)			F9							3	0	1	0	0	0	1									
Tim Cullen, R (1.4)			K					F7		3	0	0	0	0	1	2									
Bill Gogolewski, L (1.1)			F7							2	0	0	0	0	1	2									
Lenny Randle, S (8, PH)										1	0	0	0	0	1	0									
Casey Cox, R (9.1)										0	0	0	0	0	0	0									
<b>Inning Stats</b>	R: 0 E: 0 K: 0 S: 3	H: 0 LOB: 0 BB: 0 P: 3	R: 0 E: 0 K: 0 S: 3	H: 1 LOB: 0 BB: 0 P: 3	R: 0 E: 0 K: 1 S: 5	H: 0 LOB: 0 BB: 0 P: 5	R: 0 E: 0 K: 2 S: 8	H: 1 LOB: 1 BB: 0 P: 8	R: 0 E: 0 K: 1 S: 7	H: 2 LOB: 2 BB: 0 P: 7	R: 0 E: 0 K: 0 S: 3	H: 1 LOB: 1 BB: 1 P: 7	R: 0 E: 0 K: 0 S: 3	H: 1 LOB: 0 BB: 0 P: 3	R: 0 E: 0 K: 1 S: 5	H: 0 LOB: 0 BB: 0 P: 5	R: 0 E: 0 K: 0 S: 3	H: 0 LOB: 0 BB: 0 P: 3	1B: 6 2B: 0 3B: 0 HR: 0	SF: 0 SAC: 0 DP: 2 HBP: 0	WP: 0 PB: 0 SB: 1 CS: 0	PA: 31			
<b>PITCHER</b>	IP	WLS	BF	H	R	ER	SO	BB	IBB	HBP	BLK	WP	HR	S	P	ERA	WHIP								
Mickey Lolich, L (1.1)	9.0	W	31	6	0	0	5	1	0	0	0	0	0	40	44	0.00	0.778								

Detroit Tigers @ Washington Senators  
 Robert F. Kennedy Memorial Stadium, Washington, DC  
 Mon Sep 06 1971, 3:33 AM EDT  
 Att: 7,348 - Unknown

AB 30  
 R 0  
 H 6  
 RBI 0  
 BB 1  
 SO 5  
 LOB 10



Batter	1	2	3	4	5	6	7	8	9	10	11	AB	R	H	RBI	BB	SO	LOB	TOP			
Dick McAuliffe, L OBP: 0.300, SLG: 0.384 (1, 4)	4-0 BB	0-0 F9			0-0 4-3				0-0 1B		0-0 BB		3	0	1	0	2	0	2			
Aurelio Rodriguez, R OBP: 0.278, SLG: 0.381 (1, 5)	0-0 F8	0-0 FC6-4			0-0 P4				0-0 F9		0-3 K		5	0	0	0	0	1	6			
Gates Brown, L OBP: 0.432, SLG: 0.566 Cesar Gutierrez, R OBP: 0.176, SLG: 0.176 (1, 7) (7, 6)	0-0 P5				0-0 4-3			0-3 K		0-0 F7		0-0 F7		3	0	0	0	0	1	1		
Norm Cash, L OBP: 0.379, SLG: 0.556 (1, 3)	4-0 BB				0-3 K			0-0 F9		0-0 1B		0-0 F9		4	0	1	0	1	1	0		
Bill Freehan, R OBP: 0.352, SLG: 0.471 (1, 2)	0-0 F9				0-0 5-3			0-0 F9		0-0 F8		0-3 K		5	0	0	0	0	1	3		
Jim Northrup, L OBP: 0.358, SLG: 0.440 (1, 9) (7, 7)					0-0 CS S 1B			0-0 1B SF8 2B		0-0 1B		0-0 HR		5	3	5	2	0	0	0		
Mickey Stanley, R OBP: 0.332, SLG: 0.385 (1, 8)					0-3 K			0-0 FC1-6 1B		0-0 F8		0-0 1-3		5	0	2	0	0	1	3		
Ed Brinkman, R OBP: 0.289, SLG: 0.273 Dalton Jones, L OBP: 0.294, SLG: 0.368 Al Kaline, R OBP: 0.424, SLG: 0.470 (1, 6) (7, PH) (7, PH) (7, 9)					0-3 K			0-0 SF8		0-0 L5-3		0-0 L9		2	0	0	0	0	2	2		
Joe Coleman, R OBP: 0.152, SLG: 0.118 Fred Scherman, L OBP: 0.316, SLG: 0.235 (1, 1) (10, 1)					4-0 FC6-4 BB			0-3 K		0-0 FC1-6 1B		0-3 K		3	0	0	0	1	2	1		
<b>Inning Stats</b>	R: 0 E: 0 K: 0 S: 3	H: 0 LOB: 2 BB: 2 P: 11	R: 1 E: 0 K: 1 S: 7	H: 2 LOB: 2 BB: 1 P: 11	R: 0 E: 0 K: 1 S: 5	H: 0 LOB: 0 BB: 0 P: 5	R: 0 E: 0 K: 2 S: 7	H: 1 LOB: 0 BB: 0 P: 7	R: 0 E: 0 K: 1 S: 5	H: 0 LOB: 0 BB: 0 P: 5	R: 1 E: 0 K: 0 S: 6	H: 3 LOB: 2 BB: 0 P: 6	R: 0 E: 0 K: 2 S: 5	H: 2 LOB: 2 BB: 0 P: 5	R: 0 E: 0 K: 1 S: 5	H: 0 LOB: 0 BB: 0 P: 5	R: 1 E: 0 K: 1 S: 6	H: 1 LOB: 0 BB: 0 P: 6	1B: 6 2B: 1 3B: 0 HR: 2	SF: 1 SAC: 0 DP: 0 HBP: 0	WP: 0 PB: 0 SB: 1 CS: 1	PA: 45
<b>PITCHER</b>	IP ERA WLS BF H R ER SO BB IBB HBP BLK WP HR S P ERA WHIP	9.0 4.67 1.0 4 1 0 0 0 0 0 0 0 0 0 0 4 4 0.00 1.000	8.1 4.0 L 16 3 1 1 4 1 0 0 0 0 1 23 27 2.25 1.000	<b>PITCHER</b>																		

Detroit Tigers @ Washington Senators  
Robert F. Kennedy Memorial Stadium, Washington, DC  
Tue Sep 07 1971, 7:05 PM EDT  
Att: 2,369 - Unknown


AB 40  
R 3  
H 9  
RBI 3  
BB 4  
SO 10  
LOB 18





Batter	1	2	3	4	5	6	7	8	9	10	11	AB	R	H	RBI	BB	SO	LOB	BOTTOM					
Del Unser, L OBP: 0.336, SLG: 0.371 (1, 8) (10, 9)	0-3 K				0-3 K			0-3 K		0-0 4-3		5	1	1	0	0	3	0						
Davey Nelson, R OBP: 0.310, SLG: 0.365 (1, 5)	0-0 F7				0-0 6-3			0-0 6-3			0-3 K		5	1	1	1	0	1	0					
Don Mincher, L OBP: 0.395, SLG: 0.443 (1, 3)	0-3 K				0-0 SF8 2B			0-3 K		0-0 F5		5	0	1	0	0	2	0						
Tom McCraw, L OBP: 0.274, SLG: 0.374 (1, 9) (10, 7)					0-0 F3			0-0 4-3		0-3 K		4	0	0	1	0	1	0						
Larry Brittner, L OBP: 0.333, SLG: 0.314 Toby Harrah, R OBP: 0.289, SLG: 0.272 (1, 7) (9, PH) (10, 6)					0-0 3-1			0-0 F2		0-0 4-3 2B		4	0	1	0	0	0	1						
Bernie Allen, L OBP: 0.385, SLG: 0.368 Lenny Randle, S OBP: 0.299, SLG: 0.299 (1, 4) (7, PR) (8, 4)					0-0 2B			0-0 G4-6-3 1B		0-0 4-3		3	0	3	0	0	0	0						
Elliott Maddox, R OBP: 0.341, SLG: 0.274 (10, 8)					0-0 1B			0-0 FC5-2 1B		0-3 5-3		1	0	0	0	0	0	1						
Dick Billings, R OBP: 0.280, SLG: 0.333 (1, 2)					0-0 G4-6-3			0-0 FC5-2 1B				3	0	1	0	1	0	3						
Tim Cullen, R OBP: 0.243, SLG: 0.261 (1, 6) (10, 4)					0-0 P5			0-0 FC5-2 G5-4-3 1B		0-3 K		4	0	0	0	0	1	4						
Mike Thompson, R OBP: 0.211, SLG: 0.063 Joe Grzenda, R OBP: 0.250, SLG: 0.250 Frank Howard, R OBP: 0.372, SLG: 0.476 Paul Lindblad, L OBP: 0.190, SLG: 0.286 (1, 1) (7, 1) (7, PH) (8, 1)					0-3 K			0-3 K		0-0 6-3		2	0	0	0	0	2	0						
<b>Inning Stats</b>	R: 0 E: 0 K: 2 S: 7	H: 0 LOB: 0 BB: 0 P: 7	R: 0 E: 0 K: 0 S: 4	H: 1 LOB: 2 BB: 1 P: 8	R: 2 E: 0 K: 1 S: 8	H: 3 LOB: 1 BB: 0 P: 8	R: 0 E: 0 K: 0 S: 3	H: 1 LOB: 0 BB: 0 P: 3	R: 0 E: 0 K: 2 S: 7	H: 0 LOB: 0 BB: 0 P: 7	R: 0 E: 0 K: 0 S: 3	H: 2 LOB: 2 BB: 0 P: 4	R: 0 E: 0 K: 2 S: 7	H: 0 LOB: 0 BB: 0 P: 7	R: 0 E: 0 K: 1 S: 6	H: 1 LOB: 2 BB: 0 P: 6	R: 0 E: 0 K: 1 S: 5	H: 0 LOB: 0 BB: 0 P: 5	R: 0 E: 0 K: 1 S: 5	H: 0 LOB: 0 BB: 0 P: 5	1B: 4 2B: 4 3B: 0 HR: 0	SF: 1 SAC: 0 DP: 2 HBP: 0	WP: 0 PB: 0 SB: 0 CS: 0	PA: 40
<b>PITCHER</b>	IP ERA WLS BF H R ER SO BB IBB HBP BLK WP HR S P ERA WHIP	9.0 3.24 2.0 W 6 0 0 0 2 0 0 0 0 0 10 10 0.00 0.000	10.1 2.0 W 6 0 0 0 2 0 0 0 0 0 0 0 10 10 0.00 0.000	<b>PITCHER</b>																				

Detroit Tigers @ Washington Senators  
Robert F. Kennedy Memorial Stadium, Washington, DC  
Tue Sep 07 1971, 7:05 PM EDT  
Att: 2,369 - Unknown

AB 38  
R 2  
H 8  
RBI 2  
BB 1  
SO 10  
LOB 11



Batter	1	2	3	4	5	6	7	8	9	AB	R	H	RBI	BB	SO	LOB	TOP			
Dick McAuliffe, L (1,4) OBP: 0.297, SLG: 0.379	F9	G6-3		F2			K2-3		K	5	0	0	0	0	2	3	<p><b>Detroit Tigers @ Washington Senators</b> Robert F. Kennedy Memorial Stadium, Washington, DC</p> <p>Wed Sep 08 1971, 7:05 PM EDT Att: 2,973 - Unknown</p> <p>livebaseballscorecards.com</p> <p>AB 34 R 5 H 9 RBI 5 BB 4 SO 5 LOB 13</p> 			
Aurelio Rodriguez, R (1,5) OBP: 0.277, SLG: 0.385	P6		HR		P4		K		F8	5	1	1	1	0	1	0				
Gates Brown, L (1,7) OBP: 0.446, SLG: 0.589	HR			F8 1B BB				FC3-6 BB		1	2	1	1	3	0	0				
Norm Cash, L (1,3) OBP: 0.378, SLG: 0.553	FC6-4 1B			F2				FC3-6 HR		4	1	1	0	0	0	3				
Bill Freehan, R (1,2) OBP: 0.352, SLG: 0.476	FC6-4			F8				HR		4	1	1	2	0	0	3				
Jim Northrup, L (1,9) OBP: 0.360, SLG: 0.440		1B BB				3-1		4-3		3	0	1	1	1	0	0				
Mickey Stanley, R (1,8) OBP: 0.334, SLG: 0.386	F8			5-3			G6-4-3 1B			4	0	2	0	0	0	2				
Ed Brinkman, R (1,6) OBP: 0.289, SLG: 0.273						F8	G6-4-3	K		4	0	1	0	0	1	2				
Mike Kilkenny, R (1,1) OBP: 0.087, SLG: 0.087						3-1			1-3	3	0	1	0	0	1	0				
Jack Whillock, R (8,1)							K			1	0	0	0	0	0	0				
<b>Inning Stats</b>	R: 1 E: 0 K: 0 S: 5	H: 2 LOB: 1 BB: 0 P: 5	R: 0 E: 0 K: 0 S: 4	H: 2 LOB: 2 BB: 1 P: 8	R: 2 E: 0 K: 0 S: 5	H: 2 LOB: 1 BB: 1 P: 9	R: 0 E: 0 K: 0 S: 3	H: 0 LOB: 0 BB: 0 P: 3	R: 0 E: 0 K: 0 S: 3	H: 1 LOB: 0 BB: 0 P: 3	R: 0 E: 0 K: 3 S: 9	H: 0 LOB: 0 BB: 0 P: 9	R: 2 E: 0 K: 1 S: 7	H: 2 LOB: 1 BB: 1 P: 11	R: 0 E: 0 K: 1 S: 5	H: 0 LOB: 0 BB: 0 P: 5	1B: 6 2B: 0 3B: 0 HR: 3	SF: 0 SAC: 0 DP: 2 HBP: 0	WP: 0 PB: 0 SB: 1 CS: 0	PA: 38
<b>PITCHER</b>	IP WLS BF H R ER SO BB IBB HBP BLK WP HR S P ERA WHIP																			
Pete Broberg, R (1,1) ERA: 3.09	7.2 L 34 9 5 5 3 4 0 0 0 0 0 3 36 52 5.87 1.696																			
Horacio Pina, R (8,1) ERA: 3.59	0.1 1 0 0 0 1 0 0 0 0 0 0 0 3 3 0.00 0.000																			
Joe Grzenda, L (9,1) ERA: 2.16	1.0 3 0 0 0 1 0 0 0 0 0 0 0 5 5 0.00 0.000																			

Batter	1	2	3	4	5	6	7	8	9	AB	R	H	RBI	BB	SO	LOB	BOTTOM					
Del Unser, L (1,9) OBP: 0.333, SLG: 0.367	6-3		6-3		6-3	4-3			6-3	5	0	0	0	0	0	1	<p><b>Detroit Tigers @ Washington Senators</b> Robert F. Kennedy Memorial Stadium, Washington, DC</p> <p>Wed Sep 08 1971, 7:05 PM EDT Att: 2,973 - Unknown</p> <p>livebaseballscorecards.com</p> <p>AB 36 R 3 H 8 RBI 3 BB 3 SO 5 LOB 15</p> 					
Davey Nelson, R (1,5) OBP: 0.308, SLG: 0.362	E1 F9 1B		F2		BB 1B		F7		6-3	5	2	1	0	0	0	0						
Frank Howard, R (1,3) OBP: 0.372, SLG: 0.473	F9		FC6-4 BB		1B BB		6-3		K	3	0	0	0	2	1	1						
Dick Billings, R (1,7) OBP: 0.279, SLG: 0.332	1B		FC6-4		K		F7			4	0	1	1	0	1	3						
Elliott Maddox, R (1,8) OBP: 0.343, SLG: 0.278	1B				K			1-3 2-H 1B	1-3	4	0	2	1	0	1	0						
Paul Casanova, R (1,2) OBP: 0.234, SLG: 0.289	4-3			1B BB	FC6-4			HR		3	1	1	1	1	0	4						
Bernie Allen, L (1,4) OBP: 0.363, SLG: 0.366		4-3			1B			P5		4	0	1	0	0	0	0						
Tim Cullen, R (1,6) OBP: 0.246, SLG: 0.263		5-3			F7			FC3-6 1B		4	0	2	0	0	0	2						
Pete Broberg, R (1,1) OBP: 0.105, SLG: 0.108					F9				K	3	0	0	0	0	1	3						
Horacio Pina, R (8,1) ERA: 4.64						FC3-6				0	0	0	0	0	0	0						
Jeff Burroughs, R (8,PH) OBP: 0.348, SLG: 0.424										1	0	0	0	0	1	1						
Joe Grzenda, R (9,1) OBP: 0.250, SLG: 0.250						1-2				0	0	0	0	0	0	0						
<b>Inning Stats</b>	R: 1 E: 1 K: 0 S: 6	H: 2 LOB: 2 BB: 0 P: 6	R: 0 E: 0 K: 1 S: 5	H: 0 LOB: 0 BB: 0 P: 5	R: 0 E: 0 K: 1 S: 3	H: 0 LOB: 1 BB: 1 P: 7	R: 0 E: 0 K: 1 S: 6	H: 1 LOB: 2 BB: 1 P: 10	R: 1 E: 0 K: 0 S: 7	H: 2 LOB: 1 BB: 1 P: 11	R: 0 E: 0 K: 0 S: 4	H: 1 LOB: 0 BB: 0 P: 4	R: 0 E: 0 K: 0 S: 3	H: 0 LOB: 0 BB: 0 P: 3	R: 1 E: 0 K: 1 S: 7	H: 2 LOB: 1 BB: 0 P: 7	R: 0 E: 0 K: 1 S: 5	H: 0 LOB: 0 BB: 0 P: 5	1B: 7 2B: 0 3B: 0 HR: 1	SF: 0 SAC: 0 DP: 0 HBP: 0	WP: 0 PB: 0 SB: 0 CS: 0	PA: 39
<b>PITCHER</b>	IP WLS BF H R ER SO BB IBB HBP BLK WP HR S P ERA WHIP																					
Mike Kilkenny, L (1,1) ERA: 4.64	7.2 W 35 8 3 2 3 3 0 0 0 0 0 1 38 50 2.35 1.435																					
Jack Whillock, R (8,1) ERA:	1.1 S 4 0 0 0 2 0 0 0 0 0 0 0 8 8 0.00 0.000																					


Batter	1	2	3	4	5	6	7	8	9	AB	R	H	RBI	BB	SO	LOB	TOP		
<b>Del Unser, L</b> OBP: 0.332, SLG: 0.366 (1, 8)	0-0 4-3		0-3 K			0-0 5-3		0-0 FC6 1B	0-3 K	5	0	1	0	0	2	1	<b>Washington Senators @ Baltimore Orioles</b> <b>Memorial Stadium, Baltimore, MD</b> Thu Sep 09 1971, 7:05 PM EDT Att: 5,601 - Unknown <a href="http://livebaseballscorecards.com">livebaseballscorecards.com</a>		
<b>Davey Nelson, R</b> OBP: 0.304, SLG: 0.357 (1, 5)	0-0 1-3			0-0 4-3		0-0 F3		0-0 FC6 1B 1-2		4	0	0	0	0	0	1			
<b>Don Mincher, L</b> OBP: 0.392, SLG: 0.438 (1, 3)	0-0 F6			0-0 F7		0-3 K		0-0 F6		4	0	0	0	0	1	1			
<b>Tom McCraw, L</b> OBP: 0.278, SLG: 0.393 (1, 9)		0-0 F9		0-3 K				0-0 HR	0-0 1B	4	1	2	1	0	1	0			
<b>Larry Bittner, L</b> OBP: 0.326, SLG: 0.306 (1, 7)		0-0 4-3			0-0 F8			0-0 F8	0-0 1-3	4	0	0	0	0	0	2			
<b>Dick Billings, R</b> OBP: 0.285, SLG: 0.337 (1, 2)		4-0 BB			0-0 5-3			4-0 WP 1B BB	0-0 E7 4-3 2B	2	1	1	0	2	0	0			
<b>Bernie Allen, L</b> OBP: 0.365, SLG: 0.373 (1, 4)		0-0 F5			0-0 2B			0-0 WP 1-2 1B	0-0 4-3	4	0	2	1	0	0	1			
<b>Tim Cullen, R</b> OBP: 0.247, SLG: 0.263 (1, 6)			0-0 F7		4-0 2B			0-3 K	0-0 1-3	1	0	0	0	1	0	0			
<b>Frank Howard, R</b> OBP: 0.371, SLG: 0.472 (7, PH)								0-3 K	0-0 1-3	1	0	0	0	0	1	2			
<b>Toby Harrah, R</b> OBP: 0.288, SLG: 0.272 (7, 6)								1-2 2-3 K	0-0 1-3	1	0	0	0	0	0	0			
<b>Denny McLain, R</b> OBP: 0.164, SLG: 0.173 (7, PH)								0-3 K	4-0 BB	2	0	0	0	0	1	2			
<b>Jeff Burroughs, R</b> OBP: 0.348, SLG: 0.421 (7, 1)										1	0	0	0	0	1	2			
<b>Casey Cox, R</b> OBP: 0.119, SLG: 0.080 (7, 1)										0	0	0	0	0	0	0			
<b>Denny Riddleberger, L</b> OBP: 0.119, SLG: 0.080 (7, 1)										0	0	0	0	0	0	0			
<b>Horacio Pina, R</b> OBP: 0.119, SLG: 0.080 (8, 1)										0	0	0	0	0	0	0			
<b>Elliott Maddox, R</b> OBP: 0.196, SLG: 0.278 (8, PH)										0	0	0	0	1	0	0			
<b>Inning Stats</b>	R: 0 E: 0 K: 0 S: 3	H: 0 LOB: 0 BB: 0 P: 3	R: 0 E: 0 K: 0 S: 3	H: 0 LOB: 1 BB: 1 P: 7	R: 0 E: 0 K: 1 S: 5	H: 0 LOB: 0 BB: 0 P: 5	R: 0 E: 0 K: 1 S: 5	H: 0 LOB: 0 BB: 0 P: 5	R: 0 E: 0 K: 1 S: 6	H: 1 LOB: 2 BB: 1 P: 10	R: 0 E: 0 K: 2 S: 9	H: 2 LOB: 2 BB: 1 P: 13	R: 0 E: 0 K: 0 S: 5	H: 2 LOB: 2 BB: 0 P: 5	R: 1 E: 1 K: 1 S: 6	H: 1 LOB: 1 BB: 1 P: 10	1B: 3 2B: 2 3B: 0 HR: 1	SF: 0 SAC: 0 DP: 0 HBP: 0	WP: 1 PA: 37 PB: 0 CS: 0
<b>PITCHER</b> <b>Jim Palmer, R</b> ERA: 2.73 (1, 1)	IP: 9.0 WLS: W BF: 37 H: 6 R: 2 ER: 1 SO: 7 BB: 4 IBB: 0 HBP: 0 BLK: 0 WP: 1 HR: 1 S: 47 P: 63 ERA: 1.00 WHIP: 1.111																		

Batter	1	2	3	4	5	6	7	8	9	AB	R	H	RBI	BB	SO	LOB	BOTTOM		
<b>Paul Blair, R</b> OBP: 0.298, SLG: 0.384 (1, 8)	0-0 5-3		0-0 SF8 1-2 1B		0-0 F8		0-0 6-3 2B 1B			4	1	2	0	0	0	0	<b>Washington Senators @ Baltimore Orioles</b> <b>Memorial Stadium, Baltimore, MD</b> Thu Sep 09 1971, 7:05 PM EDT Att: 5,601 - Unknown <a href="http://livebaseballscorecards.com">livebaseballscorecards.com</a>		
<b>Merv Rettenmund, R</b> OBP: 0.423, SLG: 0.451 (1, 7)	0-0 F7		4-0 FC3-6 1-2 2-3 BB				0-0 6-3 1-3 1B			3	0	1	0	1	0	1			
<b>Boog Powell, L</b> OBP: 0.377, SLG: 0.439 (1, 3)	4-0 BB		0-0 SF8 2-3 3-H		0-0 F7		0-0 2B			2	0	1	2	1	0	1			
<b>Frank Robinson, R</b> OBP: 0.381, SLG: 0.491 (1, 9)	0-0 F7		0-3 K			0-0 HR	4-0 G3-6 1B			3	1	1	1	1	1	3			
<b>Eliud Hendricks, L</b> OBP: 0.327, SLG: 0.367 (1, 2)		0-0 5-3	0-0 FC3-6 1-2			0-0 4-3	0-0 G3-6-1 1-2			4	0	0	0	0	0	4			
<b>Brooks Robinson, R</b> OBP: 0.346, SLG: 0.397 (1, 5)		0-0 6-3		0-0 G5-4-3 1B		0-0 6-3		0-0 4-3		4	0	1	0	0	0	0			
<b>Davey Johnson, R</b> OBP: 0.359, SLG: 0.456 (1, 4)		0-0 1B		0-0 F8		0-0 HR		0-0 4-3		4	1	2	1	0	0	1			
<b>Mark Belanger, R</b> OBP: 0.367, SLG: 0.316 (1, 6)		0-0 F8		0-0 G5-4-3 1-2		4-0 BB		0-0 5-3		3	0	0	0	1	0	2			
<b>Jim Palmer, R</b> OBP: 0.237, SLG: 0.211 (1, 1)			0-0 BB 1B SF8		0-0 F3		0-0 F7			3	1	1	0	0	0	1			
<b>Inning Stats</b>	R: 0 E: 0 K: 0 S: 3	H: 0 LOB: 1 BB: 1 P: 7	R: 0 E: 0 K: 0 S: 4	H: 1 LOB: 0 BB: 0 P: 4	R: 1 E: 0 K: 1 S: 7	H: 2 LOB: 2 BB: 1 P: 11	R: 0 E: 0 K: 0 S: 3	H: 1 LOB: 0 BB: 0 P: 3	R: 0 E: 0 K: 0 S: 4	H: 1 LOB: 1 BB: 0 P: 4	R: 2 E: 0 K: 0 S: 5	H: 2 LOB: 1 BB: 1 P: 9	R: 1 E: 0 K: 0 S: 4	H: 2 LOB: 1 BB: 1 P: 8	R: 0 E: 0 K: 0 S: 3	H: 0 LOB: 0 BB: 0 P: 3		1B: 6 2B: 1 3B: 0 HR: 2	SF: 1 SAC: 0 DP: 2 HBP: 0
<b>PITCHER</b> <b>Denny McLain, R</b> ERA: 4.23 (1, 1)	IP: 6.0 WLS: L BF: 27 H: 7 R: 3 ER: 3 SO: 3 BB: 3 IBB: 0 HBP: 0 BLK: 0 WP: 0 HR: 2 S: 26 P: 38 ERA: 4.50 WHIP: 1.667																		
<b>Casey Cox, R</b> ERA: 3.71 (7, 1)	0.1	2	1	1	1	0	0	0	0	0	0	2	2	27.00	3.000				
<b>Denny Riddleberger, L</b> ERA: 3.5 (7, 1)	0.2	3	1	0	0	0	0	1	0	0	0	2	6	0.00	1.500				
<b>Horacio Pina, R</b> ERA: 3.51 (8, 1)	1.0	3	0	0	0	0	0	0	0	0	0	3	3	0.00	0.000				

Batter	1	2	3	4	5	6	7	8	9	AB	R	H	RBI	BB	SO	LOB	TOP			
<b>Elliott Maddox, R</b> OBP: 0.341, SLG: 0.273 (1, 8)										4	0	0	0	0	0	0				
<b>Davey Nelson, R</b> OBP: 0.303, SLG: 0.356 (1, 5)										4	0	1	0	0	1	0				
<b>Frank Howard, R</b> OBP: 0.369, SLG: 0.468 (1, 3)										4	0	0	0	0	0	1				
<b>Jeff Burroughs, R</b> OBP: 0.342, SLG: 0.415 (1, 7)										4	0	1	0	0	1	0				
<b>Dick Billings, R</b> OBP: 0.283, SLG: 0.333 (1, 9)										3	1	0	0	0	1	2				
<b>Paul Casanova, R</b> OBP: 0.232, SLG: 0.266 (1, 2)										3	0	0	0	0	1	1				
<b>Toby Harrah, R</b> OBP: 0.288, SLG: 0.278 (1, 6)										3	0	1	1	0	0	1				
<b>Tim Cullen, R</b> OBP: 0.248, SLG: 0.261 (1, 4)										2	0	0	0	1	0	0				
<b>Dick Bosman, R</b> OBP: 0.203, SLG: 0.121 (8, PH)										2	0	0	0	0	2	2				
<b>Lenny Randle, S</b> OBP: 0.237, SLG: 0.298 (8, PH)										1	0	0	0	0	1	0				
<b>Casey Cox, R</b> OBP: 0.153, SLG: 0.080 (8, 1)										0	0	0	0	0	0	0				
<b>Denny Riddleberger, R</b> (8, 1)										0	0	0	0	0	0	0				
<b>Inning Stats</b>	R: 0 E: 0 K: 0 S: 3	H: 1 LOB: 0 BB: 0 P: 3	R: 1 E: 1 K: 1 S: 7	H: 1 LOB: 2 BB: 1 P: 11	R: 0 E: 0 K: 1 S: 5	H: 0 LOB: 0 BB: 0 P: 5	R: 0 E: 0 K: 1 S: 5	H: 1 LOB: 0 BB: 0 P: 5	R: 0 E: 0 K: 0 S: 3	H: 0 LOB: 0 BB: 0 P: 3	R: 0 E: 0 K: 2 S: 8	H: 0 LOB: 1 BB: 0 P: 8	R: 0 E: 0 K: 1 S: 5	H: 0 LOB: 0 BB: 0 P: 5	R: 0 E: 0 K: 0 S: 3	H: 0 LOB: 0 BB: 0 P: 3	1B: 2 2B: 1 3B: 1 HR: 0	SF: 0 SAC: 0 DP: 1 HBP: 0	WP: 0 PB: 0 CS: 1	PA: 31
<b>PITCHER</b> <b>Mike Cuellar, L</b> ERA: 3.14 (1, 1)	IP: 9.0 WLS: W BF: 31 H: 3 R: 1 ER: 0 SO: 7 BB: 1 IBB: 0 HBP: 0 BLK: 0 WP: 0 HR: 0 S: 44 P: 48 ERA: 0.00 WHIP: 0.444															<b>PITCHER</b>				

Washington Senators @ Baltimore Orioles  
Memorial Stadium, Baltimore, MD  
Fri Sep 10 1971, 7:05 PM EDT  
Att: 13,443 - Unknown


AB 30  
R 1  
H 3  
RBI 1  
BB 1  
SO 7  
LOB 7



Batter	1	2	3	4	5	6	7	8	9	AB	R	H	RBI	BB	SO	LOB	BOTTOM			
<b>Paul Blair, R</b> OBP: 0.298, SLG: 0.383 (1, 8)										4	1	1	0	0	1	1				
<b>Mark Belanger, R</b> OBP: 0.305, SLG: 0.328 (1, 6)										4	3	3	1	0	0	0				
<b>Boog Powell, L</b> OBP: 0.376, SLG: 0.438 (1, 3)										3	1	1	1	0	1	1				
<b>Frank Robinson, R</b> OBP: 0.382, SLG: 0.498 (1, 9)										3	2	1	1	1	1	2				
<b>Merv Rettenmund, R</b> OBP: 0.425, SLG: 0.454 (1, 7)										4	0	3	2	0	0	0				
<b>Brooks Robinson, R</b> OBP: 0.343, SLG: 0.393 (1, 5)										4	0	0	0	0	1	4				
<b>Davey Johnson, R</b> OBP: 0.358, SLG: 0.454 (1, 4)										4	0	1	1	0	0	2				
<b>Eliot Hendricks, L</b> OBP: 0.326, SLG: 0.365 (1, 2)										4	0	1	0	0	0	2				
<b>Mike Cuellar, L</b> OBP: 0.104, SLG: 0.128 (1, 1)										3	0	1	0	0	1	1				
<b>Inning Stats</b>	R: 3 E: 1 K: 1 S: 8	H: 3 LOB: 1 BB: 1 P: 12	R: 0 E: 0 K: 1 S: 5	H: 0 LOB: 0 BB: 0 P: 5	R: 1 E: 0 K: 0 S: 4	H: 1 LOB: 0 BB: 0 P: 4	R: 0 E: 0 K: 1 S: 6	H: 1 LOB: 0 BB: 0 P: 6	R: 1 E: 0 K: 1 S: 6	H: 1 LOB: 0 BB: 0 P: 6	R: 0 E: 0 K: 0 S: 3	H: 1 LOB: 0 BB: 0 P: 3	R: 0 E: 0 K: 1 S: 3	H: 1 LOB: 2 BB: 0 P: 3	R: 2 E: 0 K: 1 S: 9	H: 4 LOB: 2 BB: 0 P: 9	1B: 9 2B: 0 3B: 2 HR: 1	SF: 1 SAC: 0 DP: 1 HBP: 0	WP: 0 PB: 0 CS: 1	PA: 36
<b>PITCHER</b> <b>Dick Bosman, R</b> ERA: 3.71 (1, 1)	IP: 7.0 WLS: L BF: 28 H: 8 R: 5 ER: 4 SO: 4 BB: 4 IBB: 4 HBP: 4 BLK: 4 WP: 1 HR: 1 S: 35 P: 39 ERA: 5.14 WHIP: 1.143															<b>PITCHER</b>				
<b>Casey Cox, R</b> ERA: 3.84 (8, 1)	0.2	6	4	2	2	1	0	0	0	0	0	8	8	27.00	6.000					
<b>Denny Riddleberger, L</b> ERA: 3.48 (8, 1)	0.1	1	0	0	0	0	0	0	0	0	0	1	1	0.00	0.000					

Washington Senators @ Baltimore Orioles  
Memorial Stadium, Baltimore, MD  
Fri Sep 10 1971, 7:05 PM EDT  
Att: 13,443 - Unknown

AB 33  
R 7  
H 12  
RBI 6  
BB 1  
SO 5  
LOB 13






Batter	1	2	3	4	5	6	7	8	9	AB	R	H	RBI	BB	SO	LOB	TOP			
<b>Del Unser, L</b> OBP: 0.332, SLG: 0.364 (1, 8)	1-3		BB		G6-3			F8		3	0	0	0	1	0	2	<b>Washington Senators @ Cleveland Indians</b> Cleveland Municipal Stadium, Cleveland, OH Tue Sep 14 1971, 7:05 PM EDT Unknown - 73 F <a href="http://livebaseballscorecards.com">livebaseballscorecards.com</a>			
<b>Davey Nelson, R</b> OBP: 0.302, SLG: 0.352 (1, 5)	P4		P5			G6-4-3		G3		3	0	0	0	1	0	2				
<b>Don Mincher, L</b> OBP: 0.395, SLG: 0.448 (1, 3)						G6-4-3			HR	3	1	2	1	1	0	1				
<b>Frank Howard, R</b> OBP: 0.366, SLG: 0.464 (1, 7)	F8		K			5-3			2-3	4	0	0	0	0	1	3				
<b>Bernie Allen, L</b> OBP: 0.359, SLG: 0.366 (1, 4)		4-3			P3				F8	4	0	0	0	0	0	0				
<b>Dick Billings, R</b> OBP: 0.279, SLG: 0.329 (1, 2)		F9			6-3				F7	4	0	0	0	0	0	0				
<b>Larry Bittner, L</b> OBP: 0.326, SLG: 0.302 (1, 9)					F7					2	0	0	0	1	1	0				
<b>Tim Cullen, R</b> OBP: 0.249, SLG: 0.263 (8, PH)										2	0	1	0	0	0	1				
<b>Tom McCraw, L</b> OBP: 0.292, SLG: 0.401 (8, PH)										1	0	1	0	0	0	0				
<b>Toby Harrah, R</b> OBP: 0.288, SLG: 0.278 (8, 6)										0	0	0	0	0	0	0				
<b>Bill Gogolewski, L</b> OBP: 0.207, SLG: 0.148 (1, 1)										2	0	0	0	0	0	1				
<b>Paul Lindblad, L</b> OBP: 0.190, SLG: 0.296 (5, 1)										0	0	0	0	0	0	0				
<b>Jeff Burroughs, R</b> OBP: 0.340, SLG: 0.412 (8, PH)										1	0	0	0	0	1	1				
<b>Denny Riddleberger, R</b> OBP: 0.288, SLG: 0.278 (8, 1)										0	0	0	0	0	0	0				
<b>Inning Stats</b>	R: 0 E: 0 K: 0 S: 4	H: 1 LOB: 1 BB: 0 P: 4	R: 0 E: 0 K: 0 S: 3	H: 0 LOB: 1 BB: 1 P: 7	R: 0 E: 0 K: 1 S: 5	H: 0 LOB: 2 BB: 2 P: 13	R: 0 E: 0 K: 0 S: 3	H: 0 LOB: 0 BB: 0 P: 3	R: 0 E: 0 K: 0 S: 2	H: 0 LOB: 0 BB: 1 P: 6	R: 0 E: 0 K: 1 S: 5	H: 0 LOB: 0 BB: 0 P: 5	R: 0 E: 0 K: 1 S: 6	H: 1 LOB: 1 BB: 0 P: 6	R: 1 E: 0 K: 0 S: 4	H: 1 LOB: 0 BB: 0 P: 4	1B: 2 2B: 1 3B: 0 HR: 1	SF: 0 SAC: 0 DP: 2 HBP: 0	WP: 0 PB: 0 SB: 0 CS: 0	PA: 33
<b>PITCHER</b> <b>Vince Colbert, R</b> ERA: 3.76 (1, 1)	IP: 9.0 WLS: W BF: 33	H: 4 R: 1 ER: 1 SO: 3	BB: 4 IBB: 0 HBP: 0 BLK: 0	WP: 0 HR: 1 S: 35 P: 51	ERA: 1.00 WHIP: 0.889															


Batter	1	2	3	4	5	6	7	8	9	AB	R	H	RBI	BB	SO	LOB	BOTTOM			
<b>Ted Uhlhaender, L</b> OBP: 0.343, SLG: 0.348 (1, 9)	6-3			E4				4-3		4	1	2	1	0	0	0	<b>Washington Senators @ Cleveland Indians</b> Cleveland Municipal Stadium, Cleveland, OH Tue Sep 14 1971, 7:05 PM EDT Unknown - 73 F <a href="http://livebaseballscorecards.com">livebaseballscorecards.com</a>			
<b>Vada Pinson, L</b> OBP: 0.295, SLG: 0.383 (1, 8)	F9			3B				K		3	0	0	0	1	2	2				
<b>Roy Foster, R</b> OBP: 0.320, SLG: 0.469 (1, 7)				2B						3	1	2	0	1	0	0				
<b>Ted Ford, R</b> OBP: 0.233, SLG: 0.261 (9, 7)	F8			1B				S		0	0	0	0	0	0	0				
<b>Graig Nettles, L</b> OBP: 0.358, SLG: 0.445 (1, 5)				2B				1B		4	0	1	1	0	1	2				
<b>Chris Chambliss, L</b> OBP: 0.356, SLG: 0.435 (1, 3)				1B				G3		3	0	0	0	0	1	1				
<b>Ray Fosse, R</b> OBP: 0.320, SLG: 0.389 (1, 2)				G3				4-3		3	0	1	0	0	1	0				
<b>John Lowenstein, L</b> ERA: 2.79 (1, 1)										1	0	0	0	1	0	0				
<b>Kurt Bevacqua, R</b> OBP: 0.214, SLG: 0.317 (7, PH)				P4				6-3		1	0	0	0	0	0	1				
<b>Lou Camilli, S</b> OBP: 0.300, SLG: 0.250 (1, 6)				4-3				L4		2	1	0	0	1	0	1				
<b>Vince Colbert, R</b> OBP: 0.125, SLG: 0.130 (1, 1)				K				5-3		2	0	0	0	1	1	1				
<b>Inning Stats</b>	R: 0 E: 0 K: 0 S: 3	H: 0 LOB: 0 BB: 0 P: 3	R: 0 E: 0 K: 3 S: 9	H: 0 LOB: 0 BB: 0 P: 9	R: 0 E: 0 K: 1 S: 5	H: 0 LOB: 0 BB: 0 P: 5	R: 2 E: 1 K: 0 S: 4	H: 3 LOB: 0 BB: 1 P: 8	R: 1 E: 0 K: 1 S: 5	H: 1 LOB: 2 BB: 3 P: 17	R: 0 E: 0 K: 0 S: 2	H: 0 LOB: 0 BB: 1 P: 6	R: 0 E: 0 K: 0 S: 4	H: 1 LOB: 1 BB: 0 P: 4	R: 0 E: 0 K: 1 S: 6	H: 1 LOB: 1 BB: 0 P: 6	1B: 3 2B: 2 3B: 1 HR: 0	SF: 0 SAC: 0 DP: 2 HBP: 0	WP: 0 PB: 0 SB: 1 CS: 1	PA: 31
<b>PITCHER</b> <b>Bill Gogolewski, R</b> ERA: 2.85 (1, 1)	IP: 4.2 WLS: L BF: 19	H: 4 R: 3 ER: 3 SO: 4	BB: 4 IBB: 0 HBP: 0 BLK: 0	WP: 0 HR: 0 S: 23 P: 39	ERA: 5.79 WHIP: 1.714															
<b>Paul Lindblad, L</b> ERA: 2.85 (5, 1)	IP: 2.1 WLS: 8 BF: 1	H: 1 R: 0 ER: 0 SO: 1	BB: 1 IBB: 0 HBP: 0 BLK: 0	WP: 0 HR: 0 S: 9 P: 13	ERA: 0.00 WHIP: 0.857															
<b>Denny Riddleberger, L</b> ERA: 3.43 (8, 1)	IP: 1.0 WLS: 4 BF: 1	H: 1 R: 0 ER: 0 SO: 1	BB: 0 IBB: 0 HBP: 0 BLK: 0	WP: 0 HR: 0 S: 6 P: 6	ERA: 0.00 WHIP: 1.000															

Batter	1	2	3	4	5	6	7	8	9	AB	R	H	RBI	BB	SO	LOB	TOP					
<b>Del Unser, L</b> OBP: 0.329, SLG: 0.365 (1,8)	4-3	P6							5-3	5	1	1	1	0	1	0	<b>Washington Senators @ Detroit Tigers</b> Tiger Stadium, Detroit, MI Wed Sep 15 1971, 7:05 PM EDT Att: 8,066 - Unknown					
<b>Davey Nelson, R</b> OBP: 0.312, SLG: 0.357 (1,5)	2B		4-3		4-3					3	1	2	0	1	0	0						
<b>Don Mincher, L</b> OBP: 0.386, SLG: 0.433 (1,3)	K		4-3		3-1					4	0	0	0	0	1	3						
<b>Frank Howard, R</b> OBP: 0.365, SLG: 0.464 (1,7)	2B		K							4	0	1	1	0	3	1						
<b>Bernie Allen, L</b> OBP: 0.362, SLG: 0.371 (1,4)	2B									3	0	1	0	1	1	1						
<b>Toby Harrah, R</b> OBP: 0.297, SLG: 0.281 (8,6)	BB		6-3							0	0	0	0	0	0	0						
<b>Dick Billings, R</b> OBP: 0.282, SLG: 0.338 (1,2)	BB									3	0	1	0	1	2	1						
<b>Jeff Burroughs, R</b> OBP: 0.342, SLG: 0.407 (1,9)	K		F9							4	0	1	0	0	1	4						
<b>Tim Cullen, R</b> OBP: 0.249, SLG: 0.259 (8,4)			4-3							4	0	0	0	0	2	2						
<b>Denny McLain, R</b> OBP: 0.155, SLG: 0.164 (1,1)										2	0	0	0	0	2	0						
<b>Tom McCraw, L</b> OBP: 0.280, SLG: 0.383 (7,PH)										1	0	0	0	0	0	0						
<b>Joe Grzenda, R</b> OBP: 0.250, SLG: 0.250 (7,1)										0	0	0	0	0	0	0						
<b>Larry Blittner, L</b> OBP: 0.326, SLG: 0.299 (9,PH)										1	0	0	0	0	1	0						
<b>Inning Stats</b>	R: 1 E: 0 K: 2 S: 9	H: 2 LOB: 3 BB: 2 P: 17	R: 0 E: 0 K: 1 S: 5	H: 0 LOB: 0 BB: 1 P: 5	R: 0 E: 0 K: 1 S: 5	H: 0 LOB: 0 BB: 1 P: 9	R: 0 E: 0 K: 1 S: 5	H: 0 LOB: 0 BB: 0 P: 5	R: 1 E: 0 K: 3 S: 6	H: 1 LOB: 0 BB: 0 P: 6	R: 0 E: 0 K: 3 S: 11	H: 2 LOB: 2 BB: 0 P: 11	R: 0 E: 0 K: 1 S: 6	H: 1 LOB: 1 BB: 0 P: 6	R: 0 E: 0 K: 2 S: 8	H: 1 LOB: 1 BB: 0 P: 8	R: 0 E: 0 K: 2 S: 7	H: 0 LOB: 0 BB: 0 P: 7	1B: 4 2B: 2 3B: 0 HR: 1	SF: 0 SAC: 0 DP: 0 HBP: 0	WP: 0 PB: 0 SB: 1 CS: 0	PA: 37
<b>PITCHER</b> <b>Joe Coleman, R</b> ERA: 3.08 (1,1)	IP: 9.0 WLS: W BF: 37 H: 7 R: 2 ER: 2 SO: 14 BB: 3 IBB: 0 HBP: 0 BLK: 0 WP: 0 HR: 1 S: 62 P: 74 ERA: 2.00 WHIP: 1.111															<b>PITCHER</b>						

Batter	1	2	3	4	5	6	7	8	9	AB	R	H	RBI	BB	SO	LOB	BOTTOM	
<b>Dick McAuliffe, L</b> OBP: 0.293, SLG: 0.377 (1,4)	F7		F9		1B					4	1	1	0	0	1	1	<b>Washington Senators @ Detroit Tigers</b> Tiger Stadium, Detroit, MI Wed Sep 15 1971, 7:05 PM EDT Att: 8,066 - Unknown	
<b>Aurelio Rodriguez, R</b> OBP: 0.270, SLG: 0.305 (1,5)	HR		P3		BB					4	1	2	1	0	1	1		
<b>Gates Brown, L</b> OBP: 0.443, SLG: 0.601 (1,7)	F7				BB					2	0	0	0	1	0	0		
<b>Al Kaline, R</b> OBP: 0.419, SLG: 0.470 (7,PH)	F7				BB					1	0	0	0	0	1	0		
<b>Norm Cash, L</b> OBP: 0.372, SLG: 0.529 (1,3)	K				BB					2	1	0	1	2	1	0		
<b>Bill Freehan, R</b> OBP: 0.351, SLG: 0.468 (1,2)					BB					2	0	0	0	2	0	3		
<b>Jim Northrup, L</b> OBP: 0.353, SLG: 0.433 (8,7)	P4				BB					4	1	1	1	0	0	3		
<b>Mickey Stanley, R</b> OBP: 0.339, SLG: 0.404 (1,8)	6-3				1B					3	0	1	1	0	0	0		
<b>Ed Brinkman, R</b> OBP: 0.291, SLG: 0.276 (1,6)					K					3	0	1	0	0	1	2		
<b>Joe Coleman, R</b> OBP: 0.144, SLG: 0.111 (1,1)					K					2	0	0	0	0	2	0		
<b>Inning Stats</b>	R: 1 E: 0 K: 1 S: 6	H: 1 LOB: 0 BB: 0 P: 6	R: 0 E: 0 K: 0 S: 3	H: 0 LOB: 0 BB: 0 P: 3	R: 0 E: 0 K: 0 S: 4	H: 1 LOB: 1 BB: 0 P: 4	R: 1 E: 0 K: 1 S: 6	H: 1 LOB: 2 BB: 2 P: 14	R: 1 E: 0 K: 1 S: 6	H: 2 LOB: 2 BB: 2 P: 14	R: 0 E: 0 K: 3 S: 9	H: 0 LOB: 0 BB: 0 P: 9	R: 0 E: 0 K: 0 S: 2	H: 0 LOB: 0 BB: 1 P: 6	1B: 3 2B: 1 3B: 0 HR: 2	SF: 0 SAC: 1 DP: 2 HBP: 0	WP: 0 PB: 0 SB: 0 CS: 0	PA: 33
<b>PITCHER</b> <b>Denny McLain, R</b> ERA: 4.24 (1,1)	IP: 6.0 WLS: L BF: 27 H: 6 R: 4 ER: 4 SO: 4 BB: 4 IBB: 4 HBP: 4 BLK: 4 WP: 0 HR: 2 S: 31 P: 47 ERA: 6.00 WHIP: 1.667															<b>PITCHER</b>		
<b>Joe Grzenda, L</b> ERA: 2.23 (7,1)	IP: 2.0 WLS: 6 BF: 6 H: 0 R: 0 ER: 0 SO: 3 BB: 1 IBB: 0 HBP: 0 BLK: 0 WP: 0 HR: 0 S: 11 P: 15 ERA: 0.00 WHIP: 0.500															<b>PITCHER</b>		



Batter	1	2	3	4	5	6	7	8	9	AB	R	H	RBI	BB	SO	LOB	TOP								
<b>Del Unser, L</b> OBP: 0.329, SLG: 0.363 (1,9)	F8		HBP BB		E3		FC5-6 G6-4-3			3	0	0	0	1	0	2	<b>Washington Senators @ Detroit Tigers</b> Tiger Stadium, Detroit, MI Thu Sep 16 1971, 4:33 AM EDT Att: 4,621 - Unknown								
<b>Davey Nelson, R</b> OBP: 0.311, SLG: 0.354 (1,5)	F7		HBP		F9		G6-4-3			3	0	0	0	0	0	3									
<b>Frank Howard, R</b> OBP: 0.364, SLG: 0.462 (1,3)	5-3		HBP		4-3					4	0	1	0	0	1	2									
<b>Dick Billings, R</b> OBP: 0.282, SLG: 0.340 (1,2)		6-3					FC6-4 WP 1B			4	0	1	0	0	0	1									
<b>Jeff Burroughs, R</b> OBP: 0.346, SLG: 0.428 (1,7)							L7			4	0	1	0	0	0	1									
<b>Elliott Maddox, R</b> OBP: 0.347, SLG: 0.271 (1,8)							FC6-4 BB			3	1	1	1	1	1	1									
<b>Toby Harrah, R</b> OBP: 0.294, SLG: 0.278 (1,6)										3	0	1	0	1	1	2									
<b>Lenny Randle, S</b> OBP: 0.291, SLG: 0.288 (1,4)										4	0	0	0	0	0	5									
<b>Dick Bosman, R</b> OBP: 0.197, SLG: 0.118 (1,1)										4	0	0	0	0	0	5									
<b>Paul Casanova, R</b> OBP: 0.234, SLG: 0.285 (9, PH)										1	0	0	0	0	0	1									
<b>Inning Stats</b>	R: 0 E: 0 K: 0 S: 3	H: 0 LOB: 0 BB: 0 P: 3	R: 1 E: 0 K: 0 S: 4	H: 1 LOB: 0 BB: 0 P: 4	R: 0 E: 0 K: 1 S: 5	H: 0 LOB: 2 BB: 1 P: 10	R: 0 E: 0 K: 1 S: 5	H: 1 LOB: 1 BB: 1 P: 9	R: 0 E: 1 K: 1 S: 6	H: 0 LOB: 1 BB: 0 P: 6	R: 0 E: 0 K: 0 S: 4	H: 1 LOB: 2 BB: 1 P: 8	R: 0 E: 1 K: 0 S: 3	H: 0 LOB: 0 BB: 1 P: 7	R: 0 E: 0 K: 2 S: 7	H: 0 LOB: 0 BB: 0 P: 7	R: 0 E: 0 K: 0 S: 4	H: 1 LOB: 1 BB: 0 P: 4	1B: 2 2B: 1 3B: 0 HR: 1	SF: 0 SAC: 1 DP: 2 HBP: 1	WP: 1 PB: 0 SB: 0 CS: 0	PA: 36			
<b>PITCHER</b>	IP	WLS	BF	H	R	ER	SO	BB	IBB	HBP	BLK	WP	HR	S	P	ERA	WHIP								
<b>Les Cain, L</b> ERA: 4.22 (1,1)	6.0	W	25	3	1	1	3	3	0	1	0	1	1	27	40	1.50	1.000								
<b>Jack Whillock, R</b> ERA: 5.4 (7,1)	0.0		2	0	0	0	0	1	0	0	0	0	0	1	5	∞	∞								
<b>Ron Perranoski, L</b> ERA: 5.55 (7,1)	3.0	S	9	1	0	0	2	0	0	0	0	0	0	13	13	0.00	0.333								

Batter	1	2	3	4	5	6	7	8	9	AB	R	H	RBI	BB	SO	LOB	BOTTOM								
<b>Dick McAuliffe, L</b> OBP: 0.296, SLG: 0.381 (1,4)	L9		3-1		4-3 1B 2B		1B SF9			5	2	3	0	0	0	0	<b>Washington Senators @ Detroit Tigers</b> Tiger Stadium, Detroit, MI Thu Sep 16 1971, 4:33 AM EDT Att: 4,621 - Unknown								
<b>Aurelio Rodriguez, R</b> OBP: 0.262, SLG: 0.400 (1,5)	4-3 2B		5-3		SF8		SF9 G3 1B			4	0	3	1	0	0	0									
<b>Gates Brown, L</b> OBP: 0.437, SLG: 0.589 (1,7)	4-3				4-3		G3			5	0	1	0	0	0	6									
<b>Al Kaline, R</b> OBP: 0.419, SLG: 0.470 (9,9)	2-3				2-3		1-2			0	0	0	0	0	0	0									
<b>Norm Cash, L</b> OBP: 0.373, SLG: 0.528 (1,3)	3-1		F8		BB 1B		SF9 IBB			3	0	1	1	1	0	2									
<b>Bill Freehan, R</b> OBP: 0.352, SLG: 0.468 (1,2)			F9		FC6-4 BB 1B		SF9			2	0	1	1	1	0	0									
<b>Jim Northrup, L</b> OBP: 0.356, SLG: 0.435 (9,7)			4-3 2B		FC6-4 BB		1-2 2-3 3-H 4-0			2	0	1	0	2	0	2									
<b>Mickey Stanley, R</b> OBP: 0.336, SLG: 0.399 (1,8)			4-3		FC6-4 G6-4-3		K			4	0	0	0	0	2	6									
<b>Ed Brinkman, R</b> OBP: 0.290, SLG: 0.275 (1,6)					G6-4-3		K			3	0	0	0	1	0	2									
<b>Les Cain, L</b> OBP: 0.167, SLG: 0.226 (1,1)					2B SF8 1B		4-3			3	1	1	0	0	0	2									
<b>Jack Whillock, R</b> OBP: 0.356, SLG: 0.435 (7,1)										0	0	0	0	0	0	0									
<b>Ron Perranoski, L</b> OBP: 0.356, SLG: 0.435 (7,1)										1	0	0	0	0	0	0									
<b>Inning Stats</b>	R: 0 E: 0 K: 0 S: 4	H: 1 LOB: 1 BB: 0 P: 4	R: 0 E: 0 K: 0 S: 4	H: 1 LOB: 2 BB: 1 P: 8	R: 0 E: 0 K: 0 S: 4	H: 1 LOB: 1 BB: 0 P: 4	R: 0 E: 0 K: 0 S: 3	H: 1 LOB: 1 BB: 1 P: 7	R: 2 E: 0 K: 1 S: 6	H: 3 LOB: 2 BB: 1 P: 10	R: 0 E: 0 K: 1 S: 5	H: 0 LOB: 0 BB: 0 P: 5	R: 1 E: 0 K: 1 S: 7	H: 2 LOB: 3 BB: 2 P: 15	R: 0 E: 0 K: 0 S: 5	H: 2 LOB: 2 BB: 0 P: 5	1B: 8 2B: 3 3B: 0 HR: 0	SF: 2 SAC: 0 DP: 1 HBP: 0	WP: 0 PB: 0 SB: 1 CS: 0	PA: 39					
<b>PITCHER</b>	IP	WLS	BF	H	R	ER	SO	BB	IBB	HBP	BLK	WP	HR	S	P	ERA	WHIP								
<b>Dick Bosman, R</b> ERA: 3.7 (1,1)	8.0	L	39	11	3	3	2	3	2	0	0	0	0	38	58	3.38	1.750								



Batter	1	2	3	4	5	6	7	8	9	AB	R	H	RBI	BB	SO	LOB	TOP			
Doug Griffin, R (1, 4) OBP: 0.298, SLG: 0.326										4	1	2	0	0	0	1	<b>Boston Red Sox @ Washington Senators</b> Robert F. Kennedy Memorial Stadium, Washington, DC Sat Sep 18 1971, 7:05 PM EDT Att: 3,671 - Unknown <a href="http://livebaseballscorecards.com">livebaseballscorecards.com</a>			
Luis Aparicio, R (1, 6) OBP: 0.283, SLG: 0.299										3	0	0	0	1	0	3				
Joe Lahoud, L (1, 9) OBP: 0.329, SLG: 0.432										4	0	0	0	0	1	2				
Reggie Smith, S (1, 8) OBP: 0.358, SLG: 0.496										4	0	1	1	0	1	0				
Rico Petrocelli, R (1, 5) OBP: 0.346, SLG: 0.442										3	0	0	0	1	1	1				
Cecil Cooper, L (1, 3) OBP: 0.429, SLG: 0.500										3	0	0	0	0	0	1				
Ben Oglivie, L (1, 7) OBP: 0.292, SLG: 0.333										3	0	1	0	0	0	1				
Bob Montgomery, R (1, 2) OBP: 0.305, SLG: 0.348										3	0	0	0	0	0	1				
Ken Brett, L (1, 1) OBP: 0.200, SLG: 0.200										1	0	0	0	0	0	0				
Phil Gagliano, R (6, PH) OBP: 0.411, SLG: 0.377										1	0	0	0	0	0	0				
Ken Tatum, R (6, PH) OBP: 0.417, SLG: 0.600										0	0	0	0	0	0	0				
George Scott, R (8, PH) OBP: 0.322, SLG: 0.450										1	0	1	0	0	0	0				
John Curtis, L (8, 1)										0	0	0	0	0	0	0				
<b>Inning Stats</b>	R: 1 E: 0 K: 0 S: 5	H: 2 LOB: 1 BB: 0 P: 5	R: 0 E: 0 K: 0 S: 3	H: 1 LOB: 0 BB: 0 P: 3	R: 0 E: 0 K: 0 S: 3	H: 0 LOB: 0 BB: 0 P: 3	R: 0 E: 0 K: 0 S: 3	H: 0 LOB: 0 BB: 0 P: 3	R: 0 E: 0 K: 0 S: 3	H: 0 LOB: 1 BB: 1 P: 7	R: 0 E: 0 K: 0 S: 3	H: 0 LOB: 1 BB: 1 P: 7	R: 0 E: 0 K: 0 S: 4	H: 1 LOB: 1 BB: 0 P: 4	R: 0 E: 0 K: 3 S: 9	H: 0 LOB: 0 BB: 0 P: 9	1B: 5 2B: 0 3B: 0 HR: 0	SF: 0 SAC: 0 DP: 2 HBP: 0	WP: 0 PB: 0 SB: 1 CS: 0	PA: 32
<b>PITCHER</b>	IP WLS BF H R ER SO BB IBB HBP BLK WP HR S P ERA WHIP	5.0 W 17 4 1 1 0 0 0 0 0 0 0 17 17 1.80 0.800	4.0 S 15 1 0 0 3 2 0 0 0 0 0 0 19 27 0.00 0.750																	
Bill Gogolewski, R (1, 1) ERA: 2.75																				
Joe Grzenda, L (6, 1) ERA: 2.09																				

Batter	1	2	3	4	5	6	7	8	9	AB	R	H	RBI	BB	SO	LOB	BOTTOM		
Elliott Maddox, R (1, 8) OBP: 0.351, SLG: 0.274										3	1	1	0	1	1	1	<b>Boston Red Sox @ Washington Senators</b> Robert F. Kennedy Memorial Stadium, Washington, DC Sat Sep 18 1971, 7:05 PM EDT Att: 3,671 - Unknown <a href="http://livebaseballscorecards.com">livebaseballscorecards.com</a>		
Davey Nelson, R (1, 5) OBP: 0.315, SLG: 0.357										4	2	1	0	0	0	3			
Frank Howard, R (1, 3) OBP: 0.387, SLG: 0.472										4	1	3	4	0	1	1			
Tom McCraw, L (7, PR) OBP: 0.283, SLG: 0.383										0	1	0	0	0	0	0			
Dick Billings, R (1, 2) OBP: 0.280, SLG: 0.333										2	1	0	1	1	0	1			
Jeff Burroughs, R (1, 7) OBP: 0.339, SLG: 0.418										4	0	1	1	0	1	2			
Toby Harrah, R (1, 6) OBP: 0.292, SLG: 0.277										4	0	2	0	0	0	1			
Del Unser, L (1, 9) OBP: 0.330, SLG: 0.367										4	0	2	0	0	1	3			
Tim Cullen, R (1, 4) OBP: 0.252, SLG: 0.258										2	0	0	0	2	1	3			
Bill Gogolewski, L (1, 1) OBP: 0.194, SLG: 0.138										2	0	0	0	0	1	3			
Joe Grzenda, R (6, 1) OBP: 0.167, SLG: 0.167										2	0	0	0	0	2	1			
<b>Inning Stats</b>	R: 2 E: 1 K: 2 S: 11	H: 3 LOB: 2 BB: 0 P: 11	R: 0 E: 0 K: 0 S: 3	H: 0 LOB: 1 BB: 1 P: 7	R: 2 E: 0 K: 1 S: 7	H: 2 LOB: 2 BB: 2 P: 15	R: 0 E: 0 K: 1 S: 4	H: 0 LOB: 0 BB: 1 P: 8	R: 0 E: 0 K: 0 S: 3	R: 0 E: 0 K: 1 S: 5	H: 1 LOB: 0 BB: 0 P: 5	R: 2 E: 0 K: 1 S: 7	H: 2 LOB: 1 BB: 0 P: 7	R: 0 E: 0 K: 2 S: 8	H: 2 LOB: 1 BB: 0 P: 8	1B: 6 2B: 2 3B: 1 HR: 1	SF: 1 SAC: 0 DP: 1 HBP: 0	WP: 0 PB: 0 SB: 2 CS: 3	PA: 36
<b>PITCHER</b>	IP WLS BF H R ER SO BB IBB HBP BLK WP HR S P ERA WHIP	5.0 L 24 5 4 3 4 4 0 0 0 0 0 0 12 12 9.00 1.500	2.0 8 3 2 2 2 0 0 0 0 0 0 0 8 8 0.00 2.000																
Ken Brett, L (1, 1) ERA: 4.89																			
Ken Tatum, R (6, 1) ERA: 4.27																			
John Curtis, L (8, 1) ERA: 3.18																			

Batter	1	2	3	4	5	6	7	8	9	AB	R	H	RBI	BB	SO	LOB	TOP			
Doug Griffin, R OBP: 0.294, SLG: 0.322 (1, 4)	0-0 6-3		0-0 F9		0-3 K		0-3 K		0-0 G4-6-3	5	0	0	0	0	2	2				
Luis Aparicio, R OBP: 0.283, SLG: 0.301 (1, 6)	0-0 F9		0-0 BLK 2B		0-0 5-3		0-0 F2			4	0	1	0	0	0	0				
Carl Yastrzemski, L OBP: 0.383, SLG: 0.397 (1, 7)	0-3 K		0-0 F5		0-0 4-3			4-0 3-1 BB		3	0	0	0	1	1	1				
Reggie Smith, S OBP: 0.358, SLG: 0.496 Rick Miller, L OBP: 0.474, SLG: 0.714 (1, 8) (4, 8)		0-3 K		0-0 S 2B 1B		0-0 3-1		0-0 3-1		2	1	1	0	0	1	0				
Rico Petrocelli, R OBP: 0.349, SLG: 0.451 (1, 5)		4-0 PB HR BB		0-0 1-H 2B		0-0 HR		0-3 K		3	2	2	2	1	1	1				
Cecil Cooper, L OBP: 0.406, SLG: 0.444 (1, 3)		0-0 F8 1-2		1-0 HBP		0-0 P6		0-0 4-3		3	0	0	0	0	0	2				
Joe Lahoud, L OBP: 0.334, SLG: 0.444 (1, 9)		0-0 HR 2-H		0-0 L8		1-0 HBP		4-0 1B BB		2	1	1	2	1	0	2				
Bob Montgomery, R OBP: 0.300, SLG: 0.341 (1, 2)		0-0 6-3		0-0 F9		0-0 3-4-3		0-0 F8		4	0	0	0	0	0	4				
Roger Moret, S OBP: 0.091, SLG: 0.048 (1, 1)			0-3 K		0-3 K		0-0 F8		0-0 G4-6-3 1-2 1B	4	0	1	0	0	2	2				
<b>Inning Stats</b>	R: 0 E: 0 K: 1 S: 5	H: 0 LOB: 0 BB: 0 P: 5	R: 2 E: 0 K: 1 S: 6	H: 1 LOB: 0 BB: 1 P: 10	R: 0 E: 0 K: 1 S: 6	H: 1 LOB: 1 BB: 0 P: 6	R: 1 E: 0 K: 1 S: 7	H: 2 LOB: 2 BB: 0 P: 8	R: 0 E: 0 K: 0 S: 5	H: 0 LOB: 0 BB: 0 P: 5	R: 0 E: 0 K: 1 S: 5	H: 0 LOB: 0 BB: 0 P: 5	R: 0 E: 0 K: 0 S: 5	H: 0 LOB: 1 BB: 1 P: 9	R: 0 E: 0 K: 0 S: 3	H: 1 LOB: 1 BB: 1 P: 7	1B: 2 2B: 2 3B: 0 HR: 2	SF: 0 SAC: 0 DP: 1 HBP: 2	WP: 0 PB: 1 SB: 2 CS: 0	PA: 37
<b>PITCHER</b> Pete Broberg, R ERA: 3.22 (1, 1)	IP: 9.0 WLS: L BF: 37	H: 6 R: 4 ER: 4 SO: 7	BB: 3 IBB: 0 HBP: 2 BLK: 1	WP: 0 HR: 2 S: 46 P: 60	ERA: 4.00 WHIP: 1.000	<b>PITCHER</b> IP: WLS: BF: H: R: ER: SO: BB: IBB: HBP: BLK: WP: HR: S: P: ERA: WHIP														

**Boston Red Sox @ Washington Senators**  
Robert F. Kennedy Memorial Stadium, Washington, DC  
Sun Sep 19 1971, 3:33 AM EDT  
Att: 4,834 - Unknown

AB 32  
R 4  
H 6  
RBI 4  
BB 3  
SO 7  
LOB 15



Batter	1	2	3	4	5	6	7	8	9	AB	R	H	RBI	BB	SO	LOB	BOTTOM			
Elliott Maddox, R OBP: 0.353, SLG: 0.272 (1, 8)	0-3 K		4-0 BB		4-0 CS BB			0-0 F3		2	0	0	0	2	1	0				
Davey Nelson, R OBP: 0.317, SLG: 0.360 (1, 5)	0-0 S 1B 2B		0-0 1-3		4-0 1-2 BB			0-0 4-3		3	1	1	0	1	0	1				
Frank Howard, R OBP: 0.388, SLG: 0.474 Tom McCraw, L OBP: 0.283, SLG: 0.383 (1, 3) (9, 3)	0-0 1-4-3 2-H 1B		0-0 G5-4-3 1B 2B		0-0 P4			0-0 F2		4	1	2	1	0	0	1				
Dick Billings, R OBP: 0.280, SLG: 0.332 (1, 2)	0-0 L4-3 1-2		0-0 G5-4-3 1B		0-0 F7			0-0 F8		4	0	1	0	0	0	1				
Jeff Burroughs, R OBP: 0.331, SLG: 0.407 (1, 7)		0-3 K		0-0 G5-4-3 1-2 2-3		0-0 5-3		0-3 K		4	0	0	0	0	2	2				
Toby Harrah, R OBP: 0.292, SLG: 0.276 (1, 6)		0-3 K		0-0 3-H 1B		0-0 F8		0-0 G3		4	0	1	1	0	1	0				
Del Unser, L OBP: 0.330, SLG: 0.366 (1, 9)		4-0 CS BB		0-0 F7				0-0 6-3		2	0	0	0	1	0	1				
Lenny Randle, S OBP: 0.288, SLG: 0.284 (1, 4)		0-0 CS		0-0 F5		0-0 5-3		0-0 L7		3	0	0	0	0	0	0				
Pete Broberg, R OBP: 0.140, SLG: 0.238 (1, 1)			0-0 F9		0-0 HR			0-0 1-3		3	1	1	1	0	0	0				
<b>Inning Stats</b>	R: 1 E: 0 K: 1 S: 6	H: 2 LOB: 0 BB: 0 P: 6	R: 0 E: 0 K: 2 S: 6	H: 0 LOB: 1 BB: 1 P: 10	R: 0 E: 0 K: 0 S: 3	H: 0 LOB: 1 BB: 1 P: 7	R: 1 E: 0 K: 0 S: 5	H: 3 LOB: 1 BB: 0 P: 5	R: 1 E: 0 K: 0 S: 3	H: 1 LOB: 1 BB: 2 P: 11	R: 0 E: 0 K: 0 S: 3	H: 0 LOB: 0 BB: 0 P: 3	R: 0 E: 0 K: 0 S: 3	H: 0 LOB: 0 BB: 0 P: 3	R: 0 E: 0 K: 1 S: 5	H: 0 LOB: 0 BB: 0 P: 5	1B: 3 2B: 3 3B: 0 HR: 1	SF: 0 SAC: 0 DP: 2 HBP: 0	WP: 0 PB: 0 SB: 1 CS: 2	PA: 34
<b>PITCHER</b> Roger Moret, L ERA: 3.34 (1, 1)	IP: 9.0 WLS: W BF: 33	H: 6 R: 3 ER: 3 SO: 4	BB: 4 IBB: 0 HBP: 0 BLK: 0	WP: 0 HR: 1 S: 37 P: 53	ERA: 3.00 WHIP: 1.111	<b>PITCHER</b> IP: WLS: BF: H: R: ER: SO: BB: IBB: HBP: BLK: WP: HR: S: P: ERA: WHIP														

**Boston Red Sox @ Washington Senators**  
Robert F. Kennedy Memorial Stadium, Washington, DC  
Sun Sep 19 1971, 3:33 AM EDT  
Att: 4,834 - Unknown

AB 29  
R 3  
H 6  
RBI 3  
BB 4  
SO 4  
LOB 6









Batter	1	2	3	4	5	6	7	8	9	AB	R	H	RBI	BB	SO	LOB	TOP					
Ted Uhlhaender, L (1.7) OBP: 0.342, SLG: 0.354	4-0 CS BB		0-0 G1			0-0 1-3		0-0 G6-4-3 1B		3	0	1	0	1	0	1						
Vada Pinson, L (1.8) OBP: 0.295, SLG: 0.385	0-3 K			0-0 4-3		0-0 G5-4-3 1B		0-0 F8		4	0	1	0	0	1	2						
Ray Fosse, R (1.2) OBP: 0.319, SLG: 0.384	0-3 K			0-0 F8		0-0 G5-4-3 1-2		0-0 G6-4-3 1-2		4	0	0	0	0	1	2						
Graig Nettles, L (1.5) OBP: 0.352, SLG: 0.442		0-0 F2		0-0 4-3				0-0 HR		4	1	1	1	0	0	0						
Chris Chambliss, L (1.3) OBP: 0.346, SLG: 0.412	0-3 K				0-0 1B 1B			0-0 F9		4	0	1	0	0	2	0						
John Lowenstein, L (1.9) OBP: 0.270, SLG: 0.309	0-0 1-3				0-0 F8			0-3 K		4	0	0	0	0	1	1						
Eddie Leon, R (1.4) Lou Camilli, S (7.4) OBP: 0.324, SLG: 0.334 OBP: 0.293, SLG: 0.239			0-0 SH5-3 2B		0-0 1-2 1B			4-0 1B BB		2	0	2	0	1	0	0						
Fred Stanley, R (1.6) OBP: 0.363, SLG: 0.294			0-0 F9		0-0 F8			0-0 1-3 1B		3	0	1	0	0	0	3						
Rich Hand, R (1.1) Ray Lamb, R (4.1) Gomer Hodge, S (5. PR) Ed Farmer, R (5.1) Frank Baker, L (7. PR) Mark Ballinger, R (7.1) OBP: 0.176, SLG: 0.125 OBP: 0.384, SLG: 0.890 OBP: 0.295, SLG: 0.291 OBP: 0.384, SLG: 0.891 OBP: 0.307 OBP: 0.298, SLG: 0.290			0-0 SH5-3 2-3		0-0 4-3			0-3 K		0	0	0	0	0	0	0						
<b>Inning Stats</b>	R: 0 E: 0 K: 2 S: 6	H: 0 LOB: 0 BB: 1 P: 10	R: 0 E: 0 K: 1 S: 5	H: 0 LOB: 0 BB: 0 P: 5	R: 0 E: 0 K: 0 S: 4	H: 1 LOB: 1 BB: 0 P: 4	R: 0 E: 0 K: 0 S: 3	H: 0 LOB: 0 BB: 0 P: 3	R: 0 E: 0 K: 0 S: 5	H: 2 LOB: 2 BB: 0 P: 5	R: 0 E: 0 K: 0 S: 3	H: 1 LOB: 0 BB: 0 P: 3	R: 1 E: 0 K: 2 S: 9	H: 2 LOB: 2 BB: 1 P: 13	R: 0 E: 0 K: 0 S: 3	H: 1 LOB: 0 BB: 0 P: 5	R: 0 E: 0 K: 1 S: 5	H: 0 LOB: 0 BB: 0 P: 5	1B: 5 2B: 2 3B: 0 HR: 1	SF: 0 SAC: 1 DP: 3 HBP: 0	WP: 0 PB: 0 CS: 1	PA: 33
<b>PITCHER</b> Dick Bosman, R (1.1) ERA: 3.59	IP: 9.0 WLS: W BF: 33 H: 7 R: 1 ER: 1 SO: 6 BB: 2 IBB: 0 HBP: 0 BLK: 0 WP: 0 HR: 1 S: 43 P: 51 ERA: 1.00 WHIP: 1.000															<b>PITCHER</b>						

Cleveland Indians @ Washington Senators  
Robert F. Kennedy Memorial Stadium, Washington, DC  
Tue Sep 21 1971, 7:05 PM EDT  
Att. 1,311 - Unknown


AB	30
R	1
H	7
RBI	1
BB	2
SO	6
LOB	13



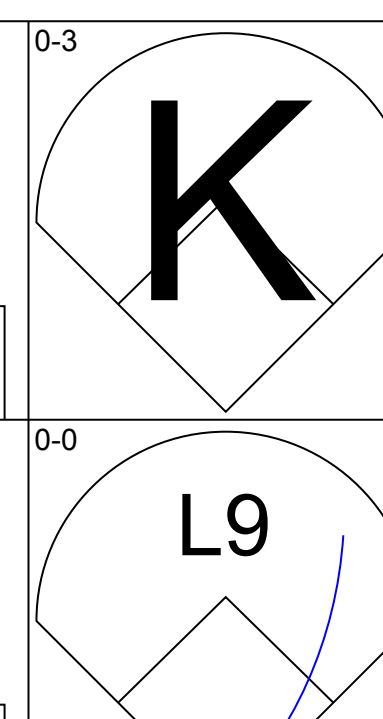
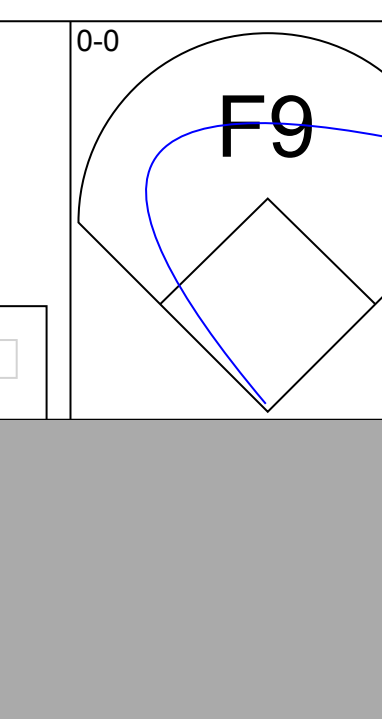
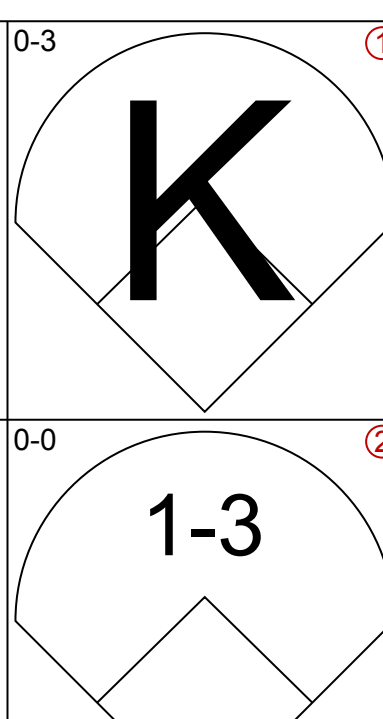
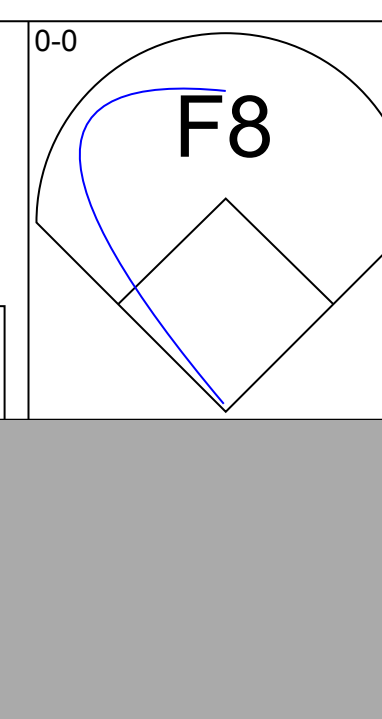
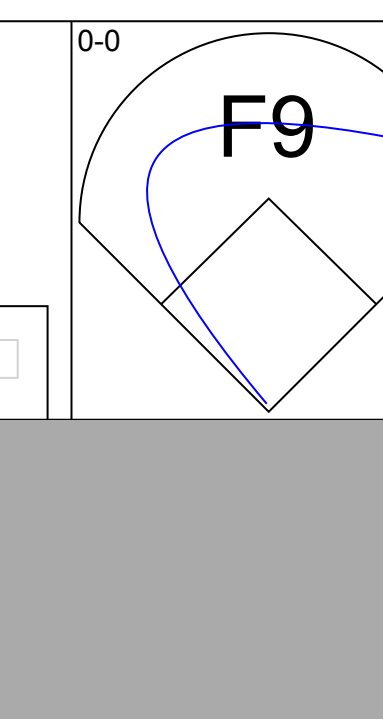
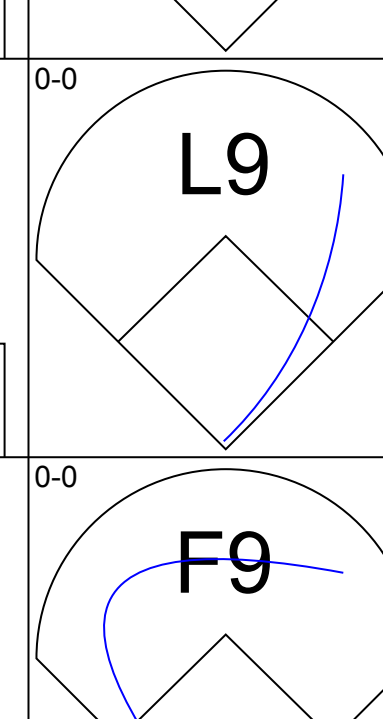
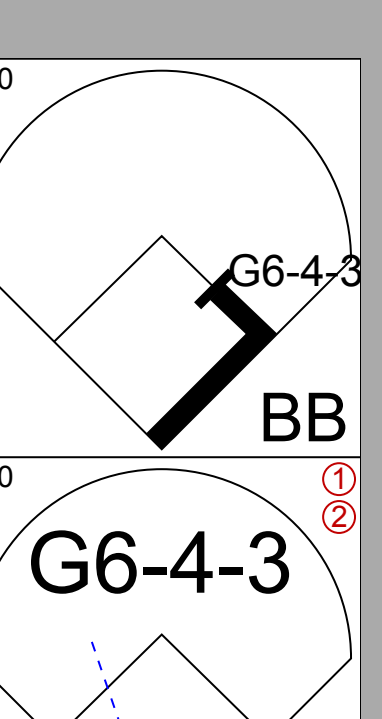
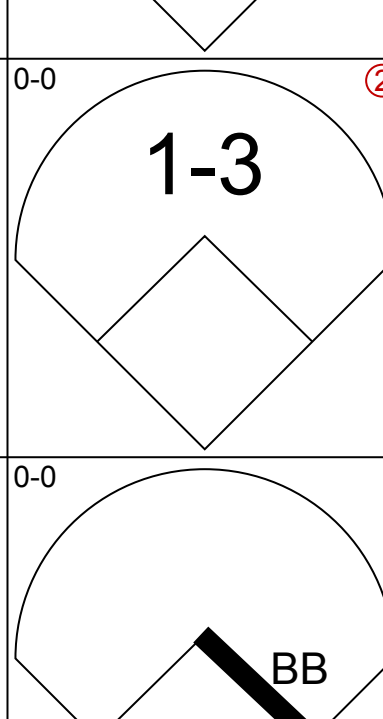
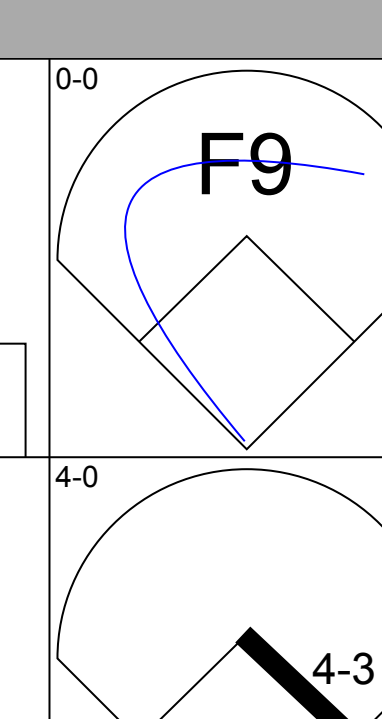
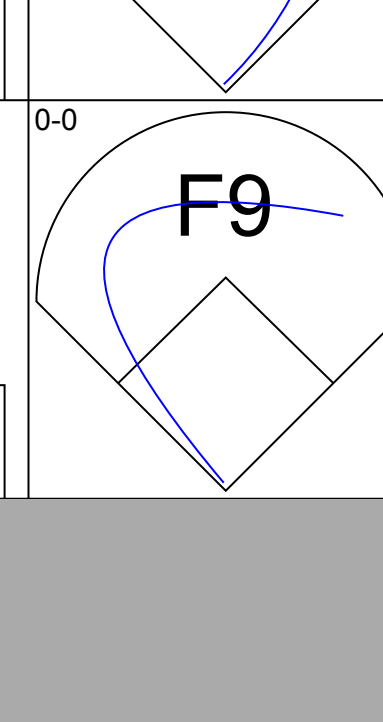
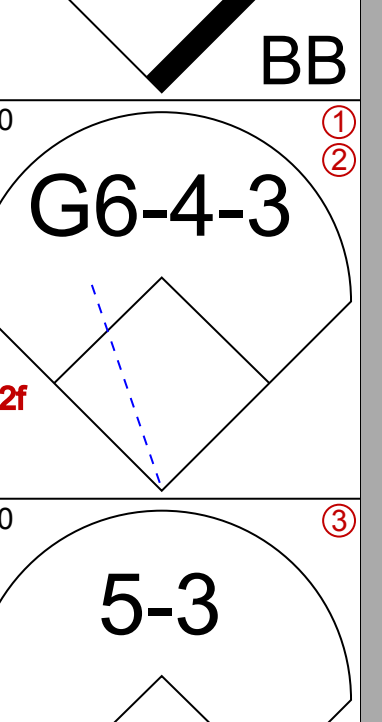
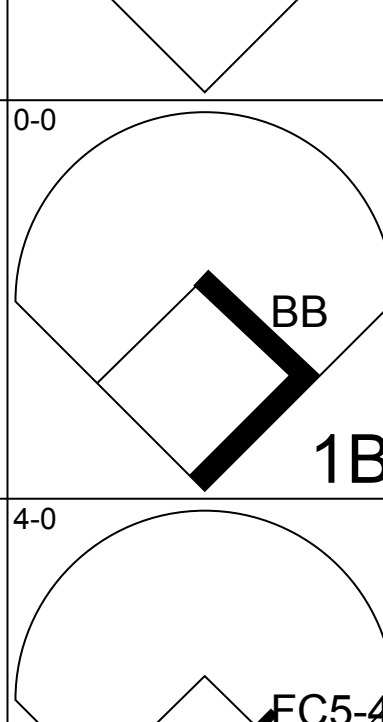
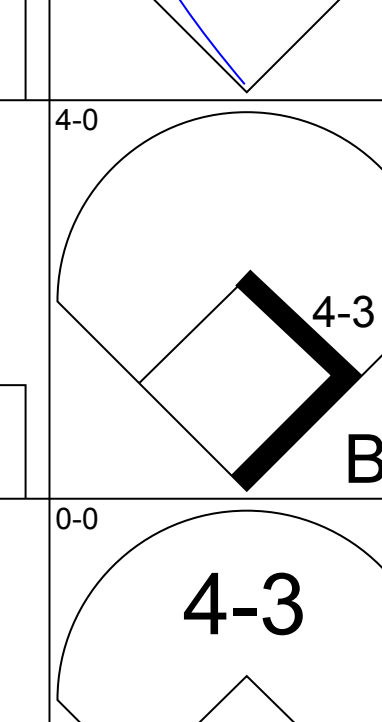

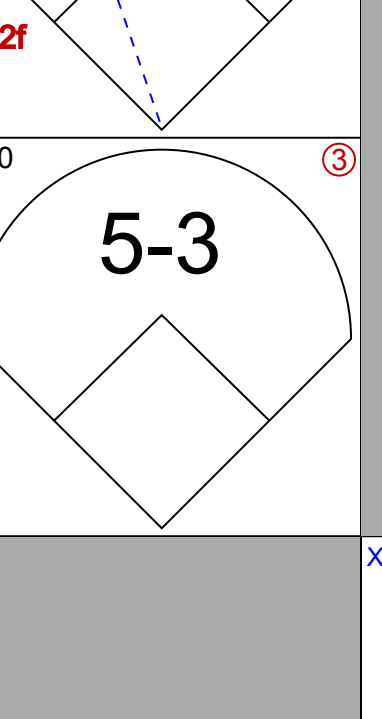
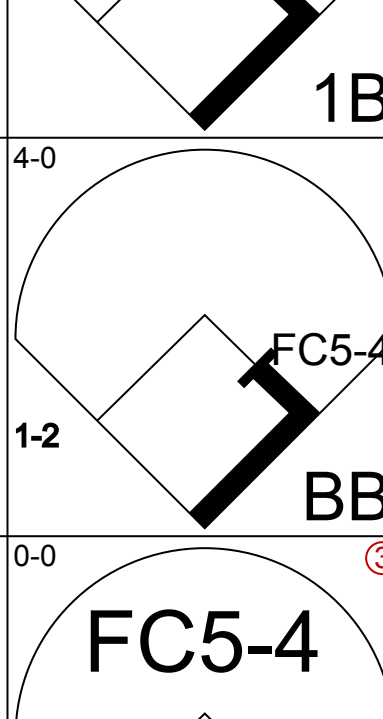
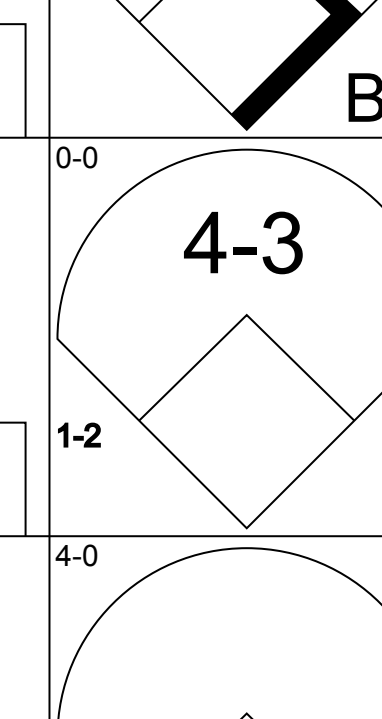
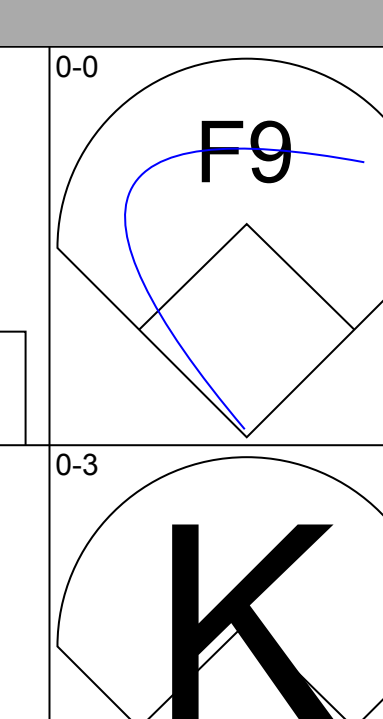
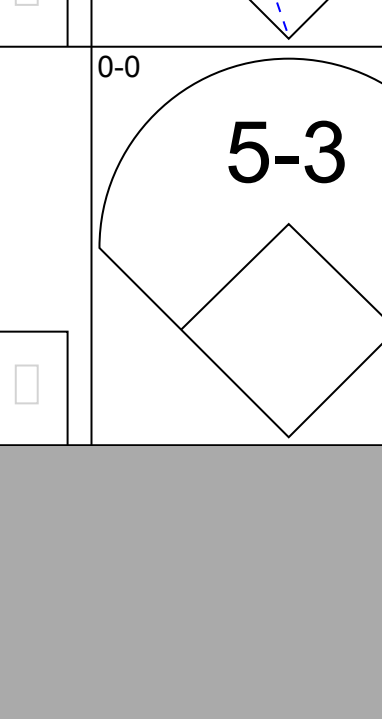
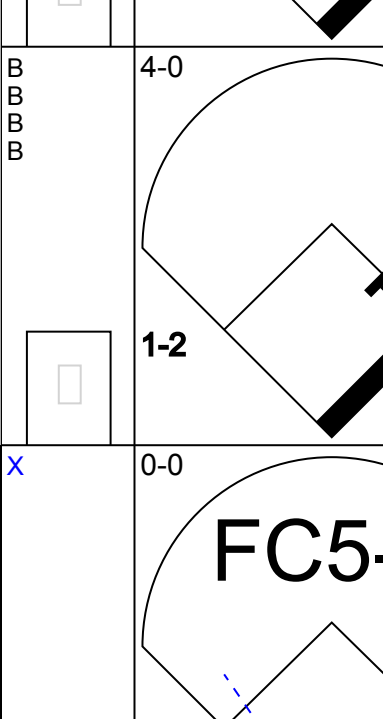
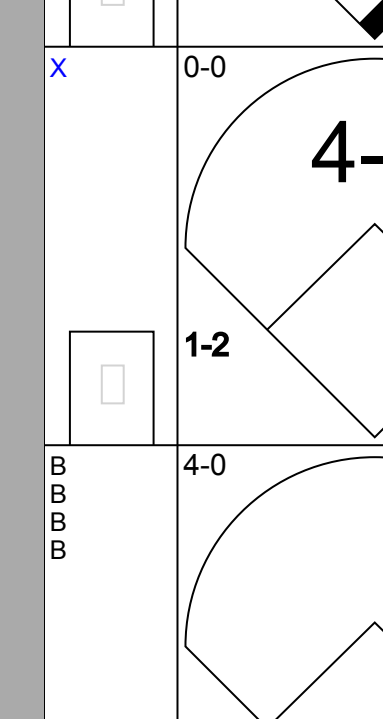

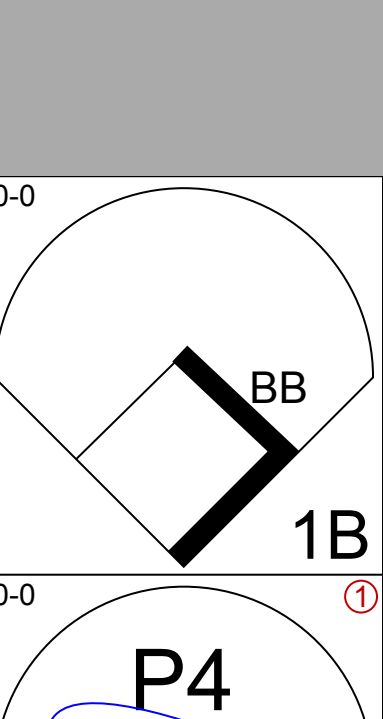
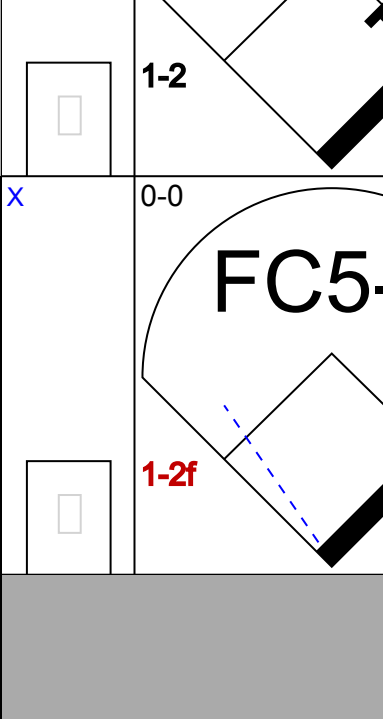
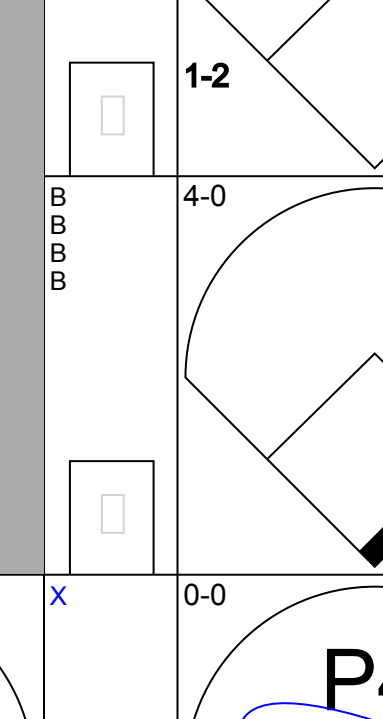

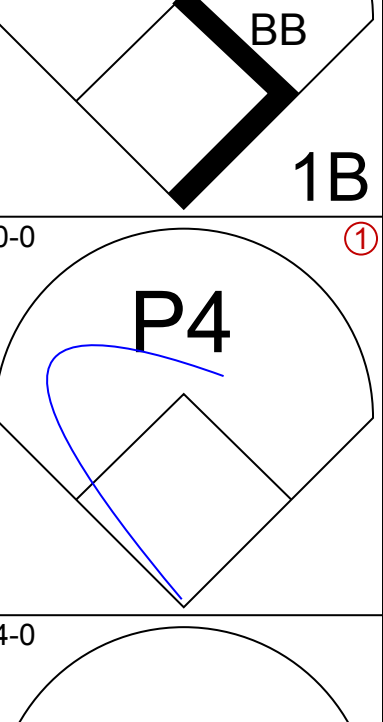
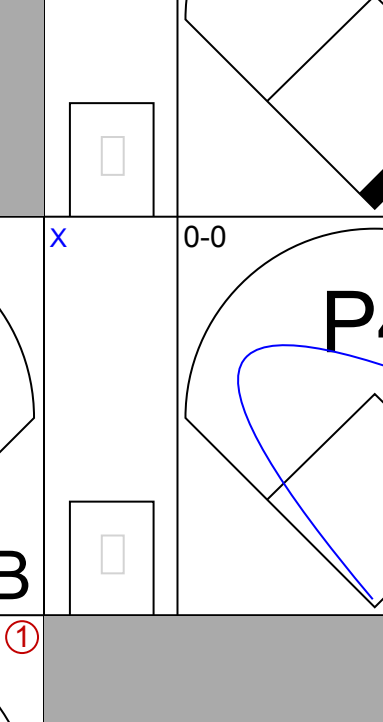
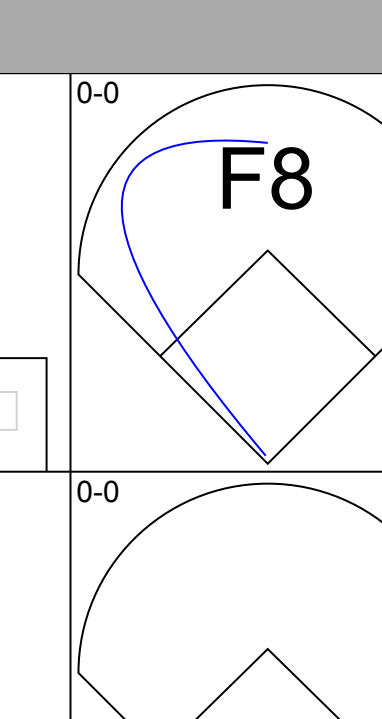
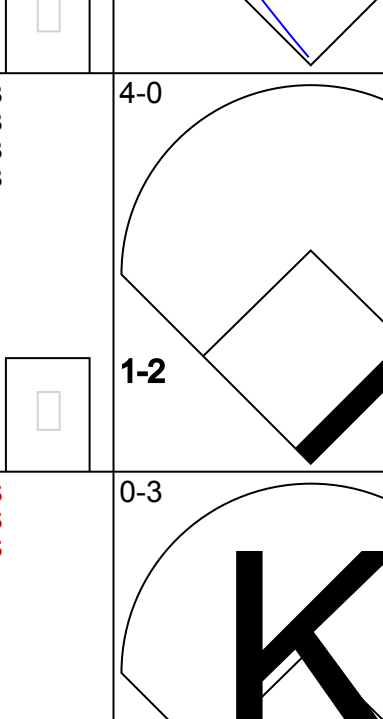
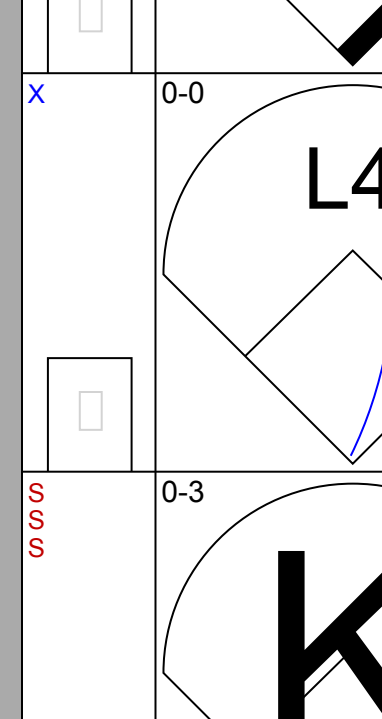
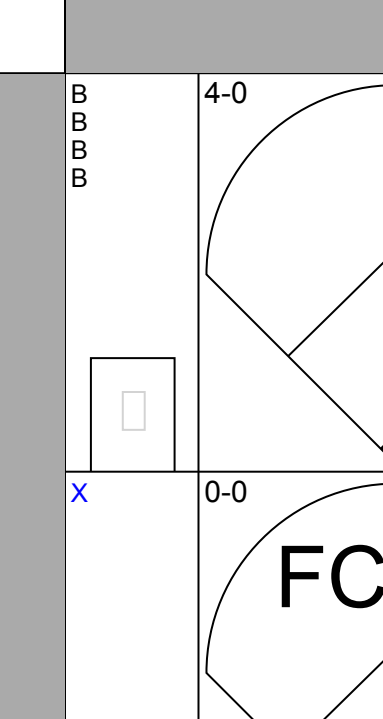
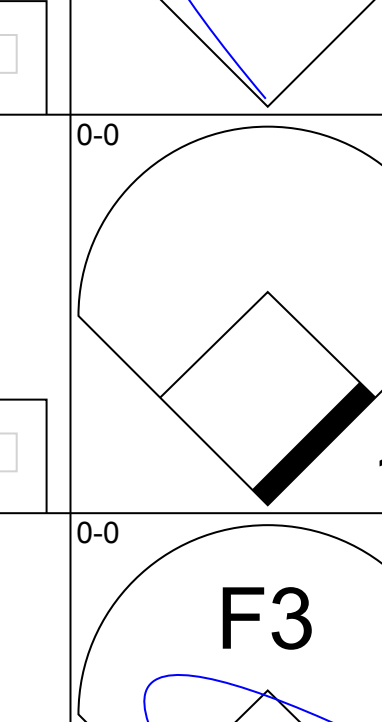
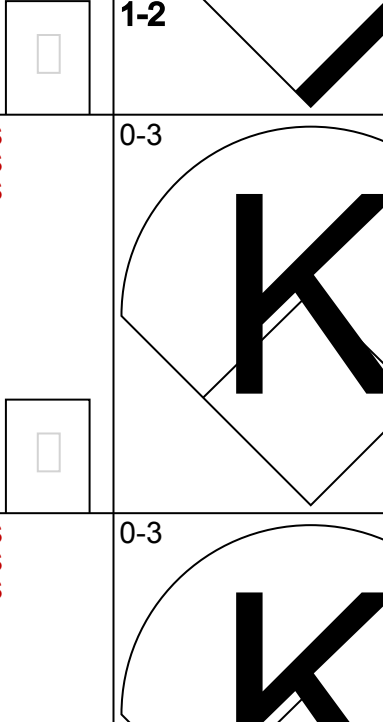
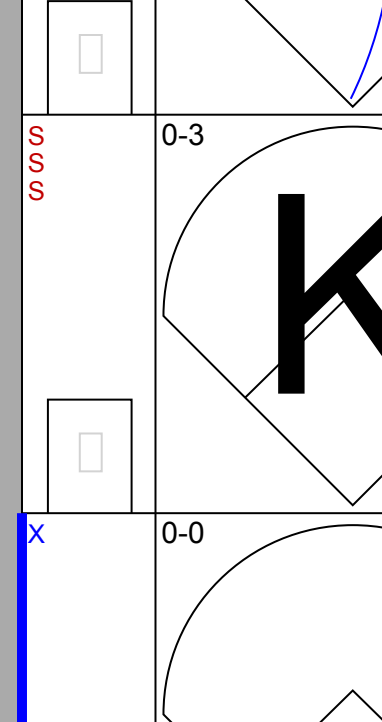
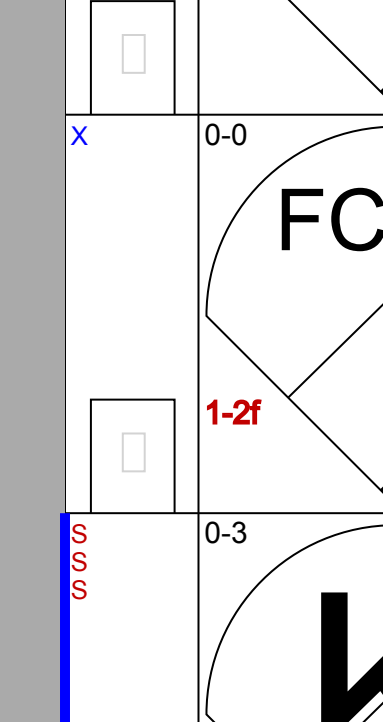
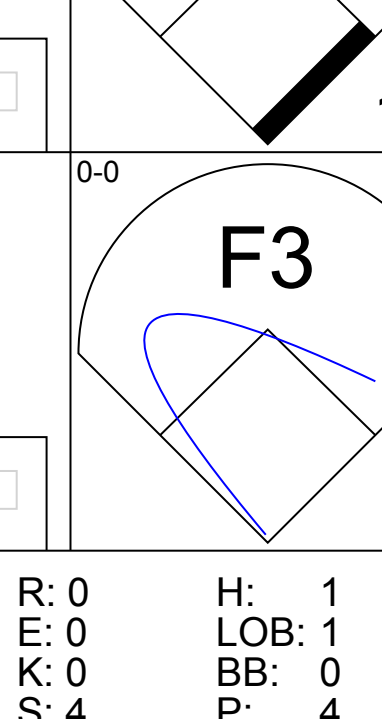
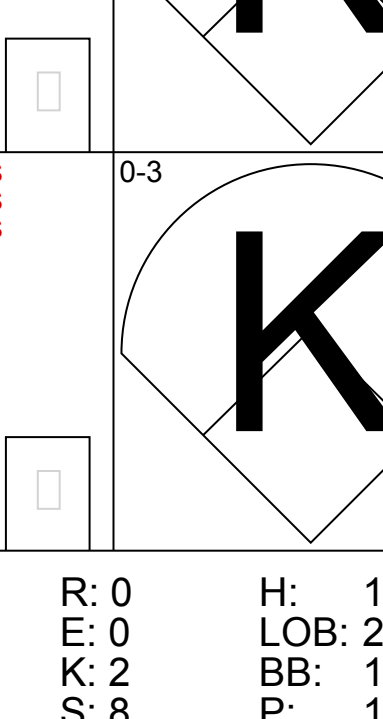
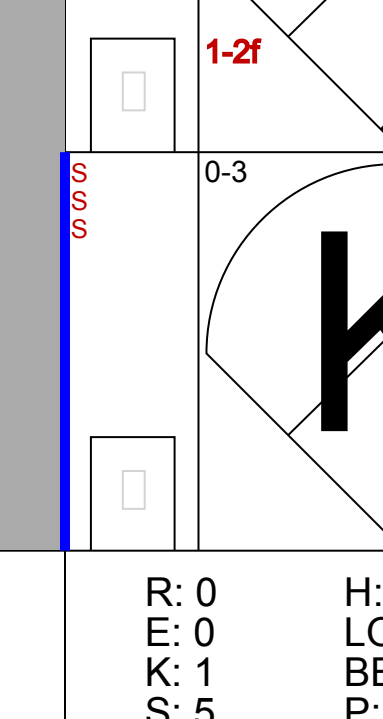
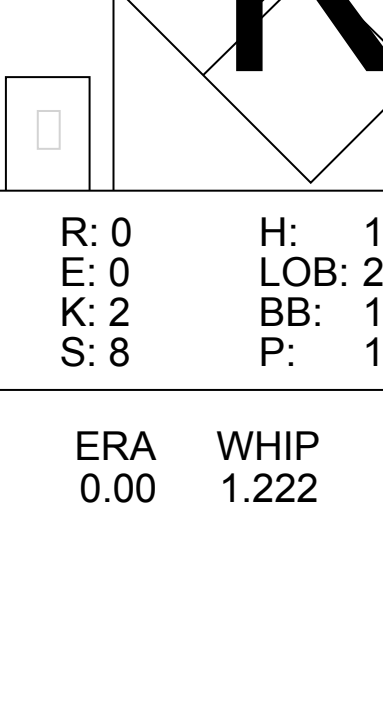
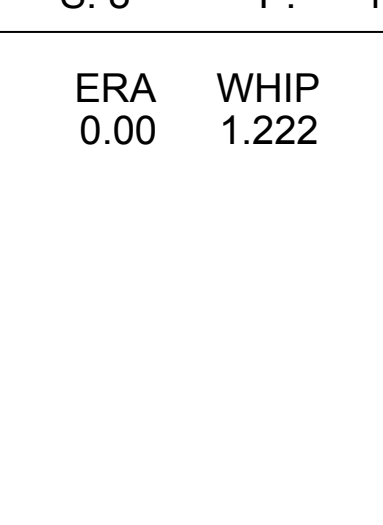
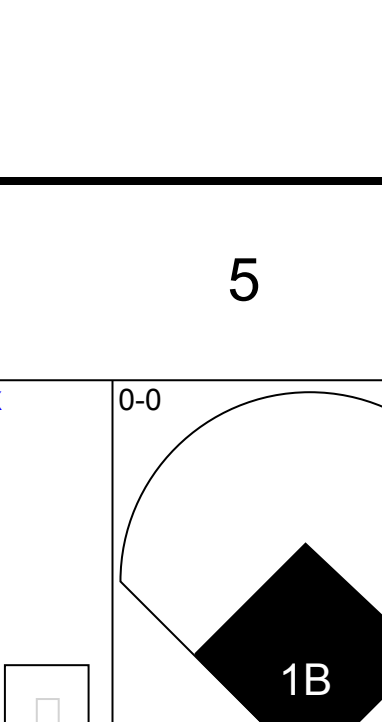
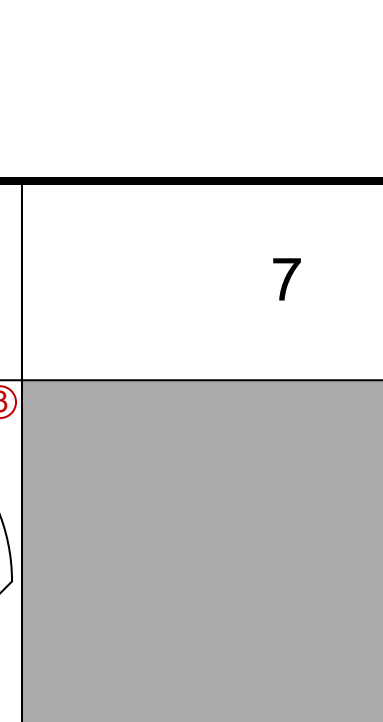
Batter	1	2	3	4	5	6	7	8	9	AB	R	H	RBI	BB	SO	LOB	BOTTOM			
Del Unser, L (1.8) OBP: 0.335, SLG: 0.369	0-0 1-3		0-0 F8 1B 1B	0-0 2B 1B	0-0 6-3			0-0 6-3 2B		5	3	3	0	0	0	1				
Davey Nelson, R (1.5) OBP: 0.320, SLG: 0.375	4-0 S 1B BB		0-0 S 1B 1B	0-0 1-H 1B 2B		0-0 HR		0-0 6-3 2-3		4	4	3	2	1	0	1				
Don Mincher, L (1.3) Tom McCraw, L (6. PR) OBP: 0.430 OBP: 0.289, SLG: 0.386	0-3 K		0-0 F8	0-0 2-H 1B		0-0 G5-4-3 1B		0-0 2-3 3-H 1B		4	0	2	1	0	1	3				
Frank Howard, R (1.7) Larry Bittner, L (9.3) OBP: 0.366, SLG: 0.469 OBP: 0.326, SLG: 0.299	0-0 BB 1B		0-0 1B 1B	0-0 L9 1B		0-0 G5-4-3 1-2		0-3 K		4	0	1	1	1	1	3				
Dick Billings, R (1.2) Jeff Burroughs, R (1.9) OBP: 0.281, SLG: 0.330 OBP: 0.316, SLG: 0.386	4-0 1-2 BB		0-0 1-2 2-H 3-H 1B		0-0 WP 2B 1B		0-0 K		0-0 4-3		4	1	2	2	1	2				
Jeff Burroughs, R (1.9) OBP: 0.316, SLG: 0.386	0-3 K		0-3 K		0-0 4-3			0-0 6-3		4	0	0	0	0	2	5				
Toby Harrah, R (1.6) OBP: 0.296, SLG: 0.280		0-0 1-4-3	0-0 4-3		4-0 2-3 BB			0-0 6-3		3	1	0	0	1	0	2				
Lenny Randle, S (1.4) OBP: 0.289, SLG: 0.290		0-0 5-3		0-0 F2	0-0 5-3 1-H 3-H 2B			0-0 1B		4	0	2	2	0	0	0				
Dick Bosman, R (1.1) OBP: 0.188, SLG: 0.111	0-3 K		0-0 4-3		0-0 5-3			0-3 K		4	0	0	0	0	2	2				
<b>Inning Stats</b>	R: 1 E: 0 K: 2 S: 8	H: 1 LOB: 2 BB: 2 P: 16	R: 0 E: 0 K: 1 S: 5	H: 0 LOB: 0 BB: 0 P: 5	R: 2 E: 0 K: 1 S: 8	H: 3 LOB: 2 BB: 1 P: 12	R: 2 E: 0 K: 0 S: 6	H: 3 LOB: 1 BB: 0 P: 6	R: 2 E: 0 K: 0 S: 5	H: 2 LOB: 1 BB: 1 P: 9	R: 1 E: 0 K: 1 S: 6	H: 2 LOB: 1 BB: 0 P: 6	R: 0 E: 0 K: 1 S: 6	H: 1 LOB: 1 BB: 0 P: 6	R: 1 E: 0 K: 1 S: 7	H: 2 LOB: 1 BB: 0 P: 7	1B: 10 2B: 3 3B: 0 HR: 1	SF: 0 SAC: 0 DP: 1 HBP: 0	WP: 1 PB: 0 SB: 2 CS: 0	PA: 41
<b>PITCHER</b> Rich Hand, R (1.1) ERA: 5.98 Ray Lamb, R (4.1) ERA: 3.31 Ed Farmer, R (5.1) ERA: 4.54 Mark Ballinger, R (7.1) ERA: 4.83	IP: 3.2 WLS: L BF: 20 H: 6 R: 5 ER: 5 SO: 4 BB: 2 IBB: 1 HBP: 0 BLK: 0 WP: 0 HR: 0 S: 25 P: 37 ERA: 12.27 WHIP: 2.182															<b>PITCHER</b>				

Cleveland Indians @ Washington Senators  
Robert F. Kennedy Memorial Stadium, Washington, DC  
Tue Sep 21 1971, 7:05 PM EDT  
Att. 1,311 - Unknown

AB	37
R	9
H	14
RBI	9
BB	4
SO	7
LOB	19



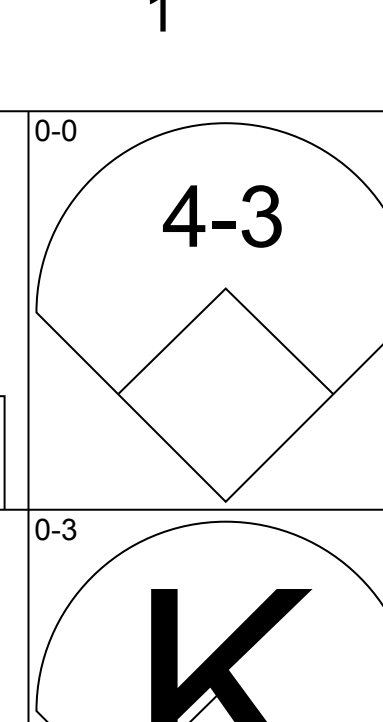
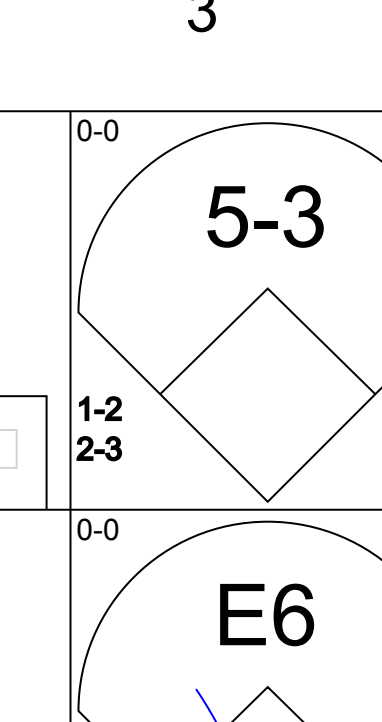
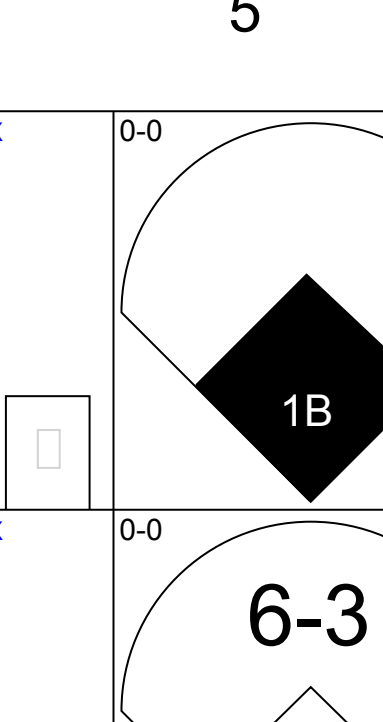
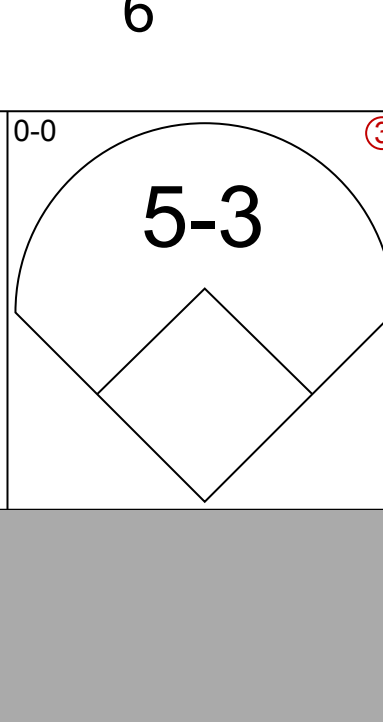
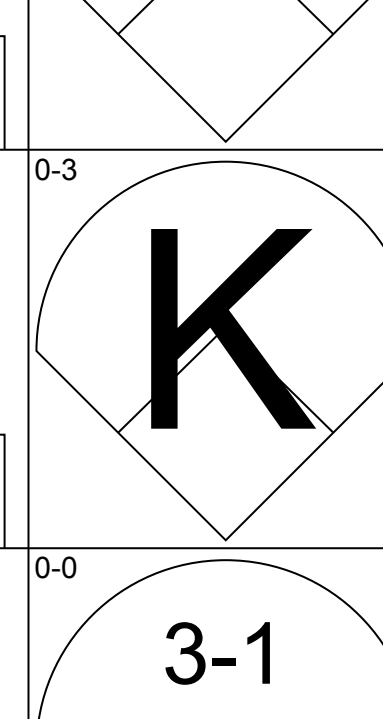
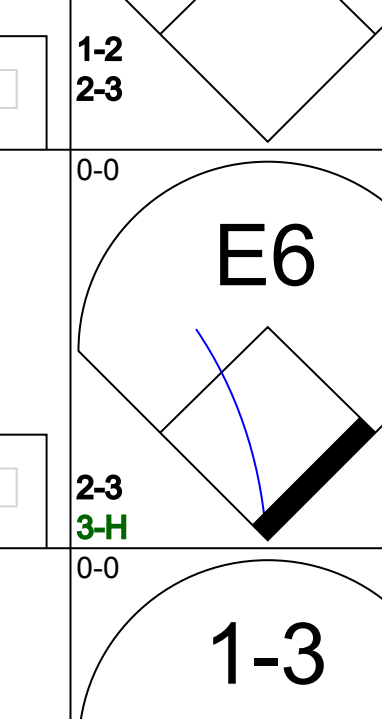
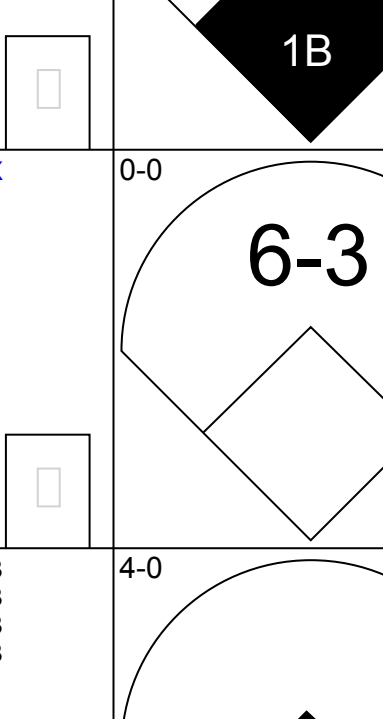
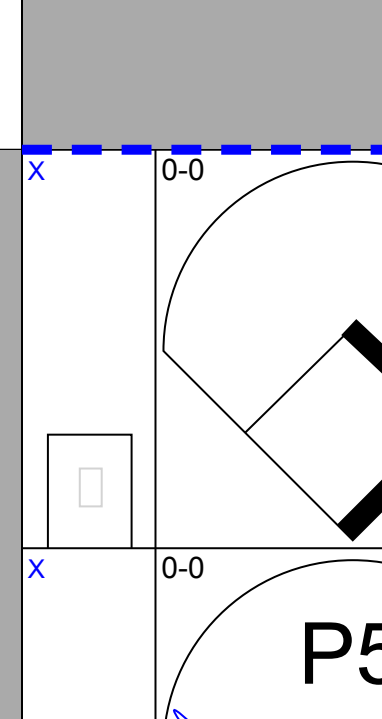
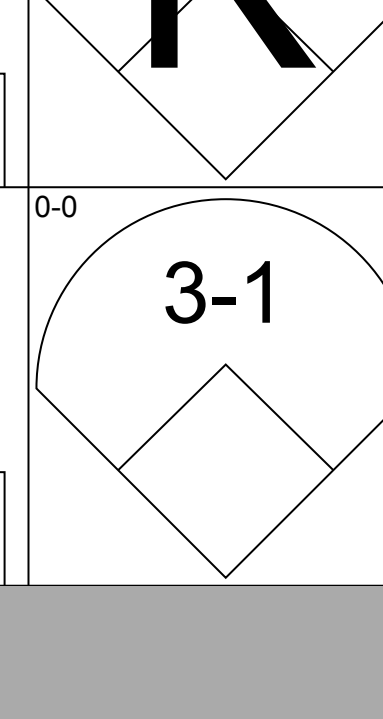
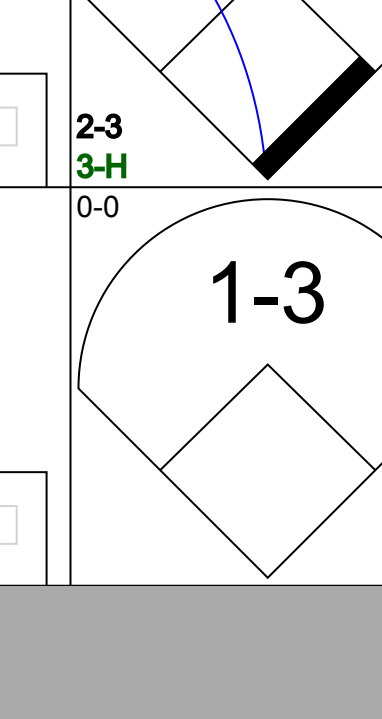
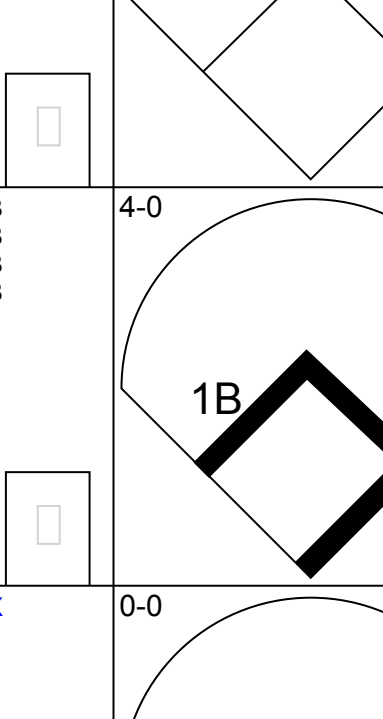
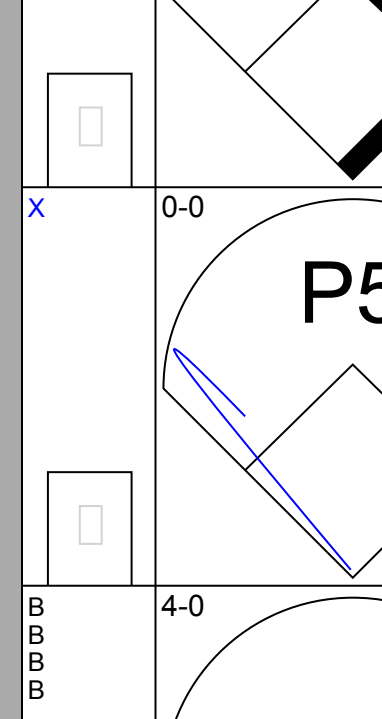
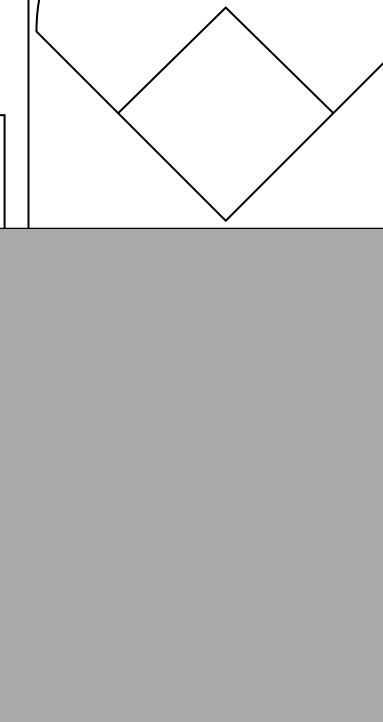
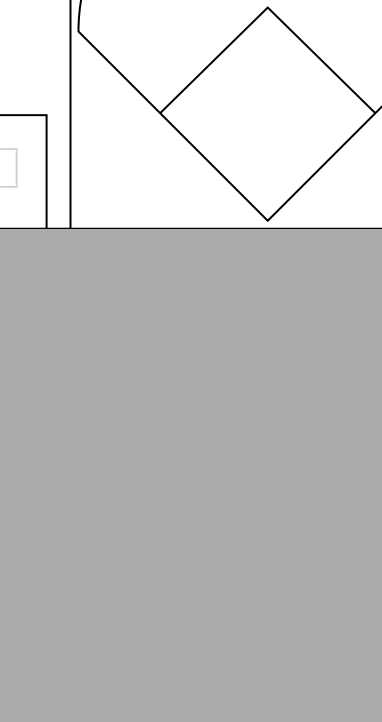
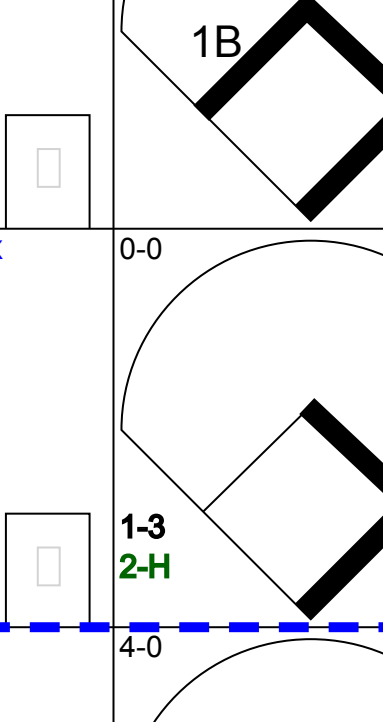
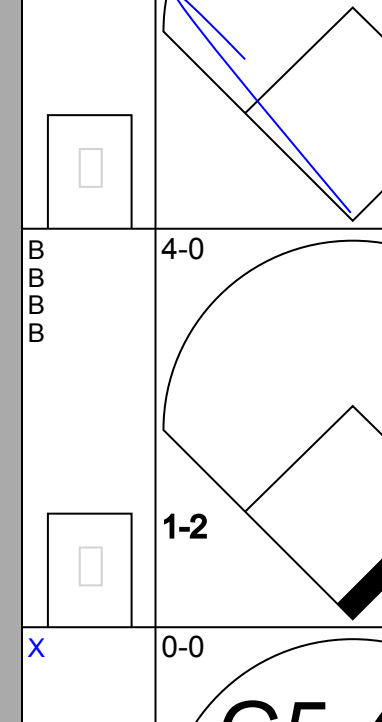
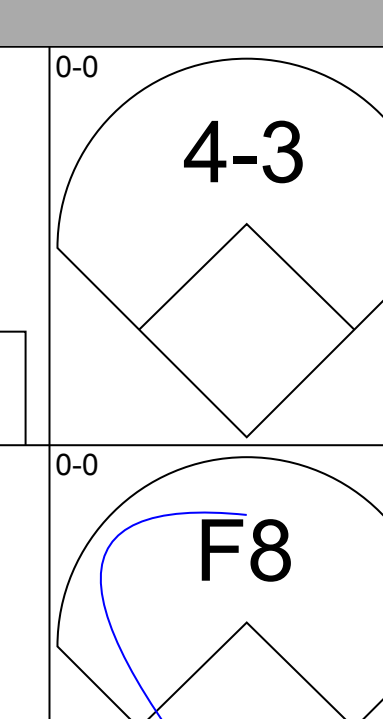
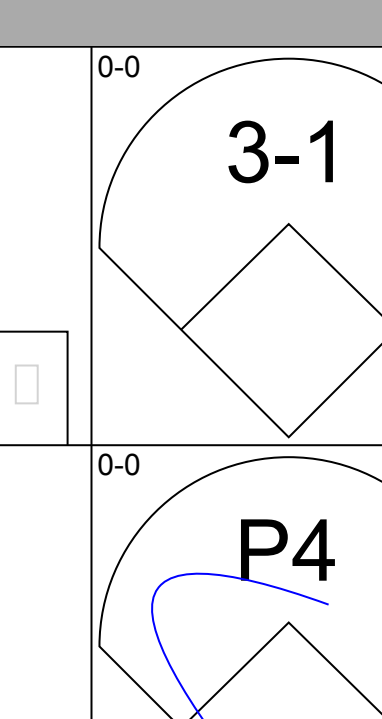

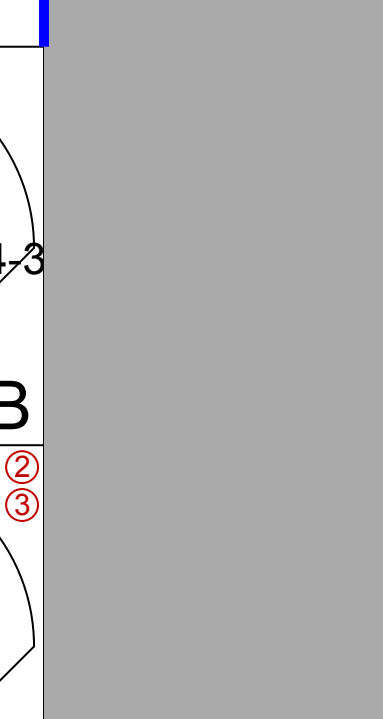
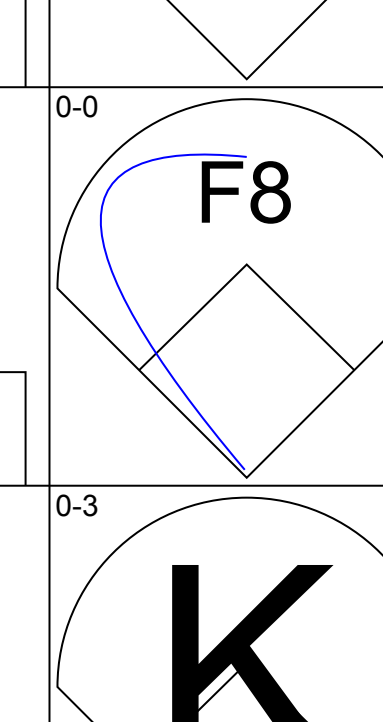
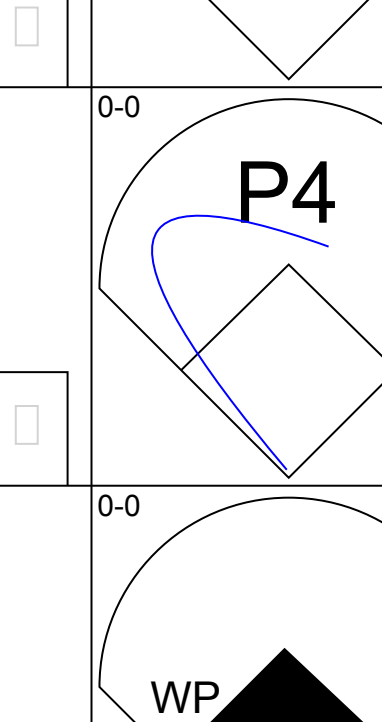

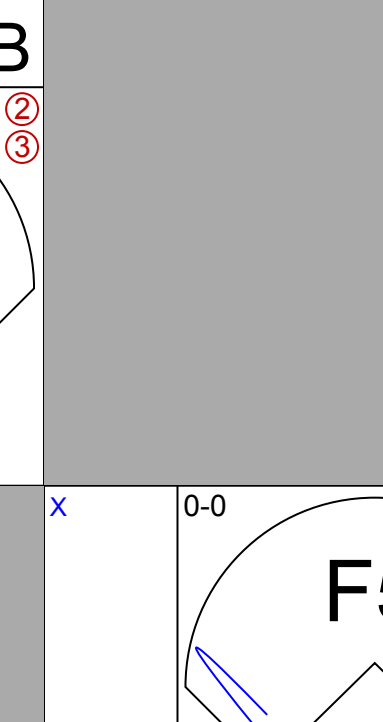

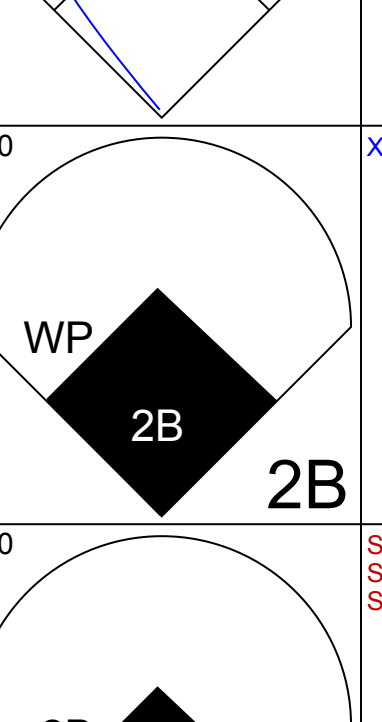
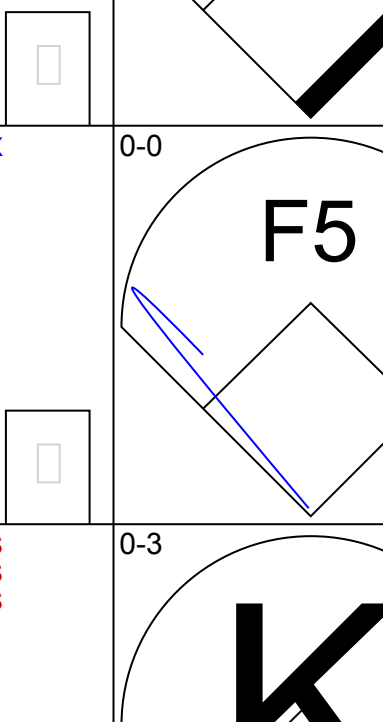
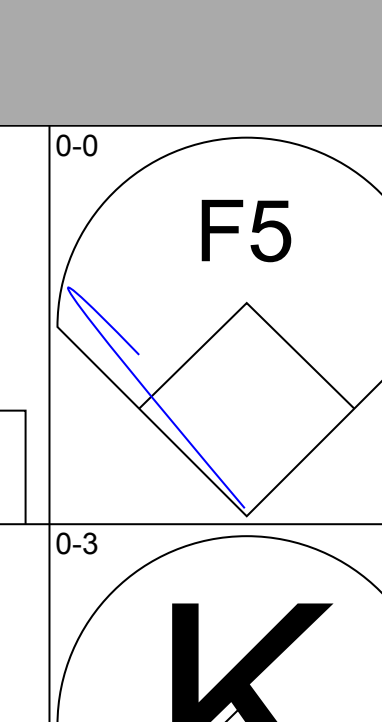
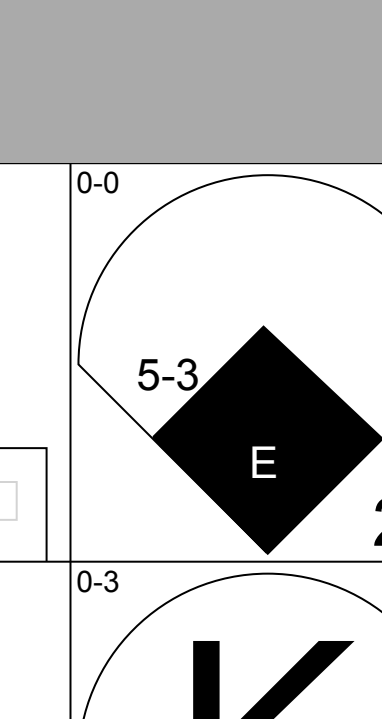
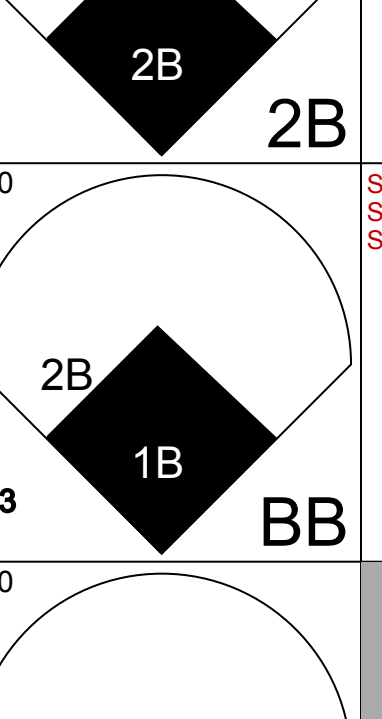
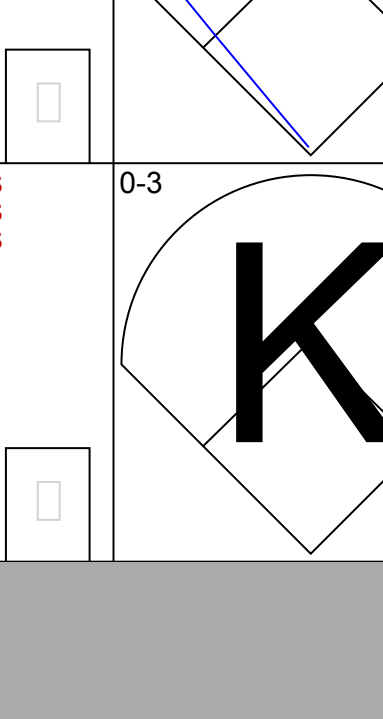
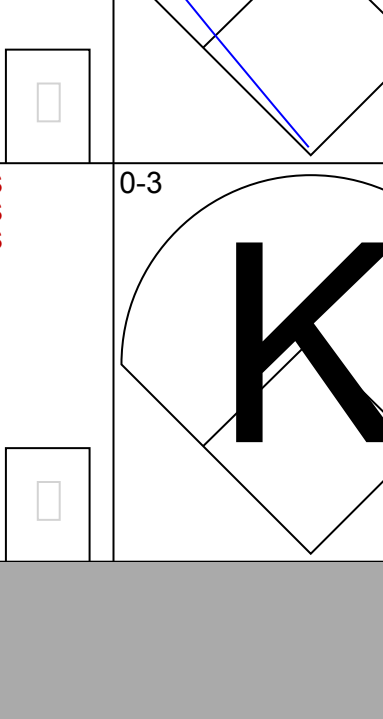
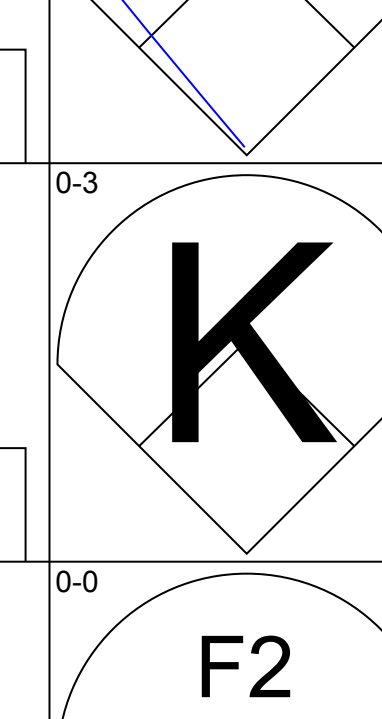
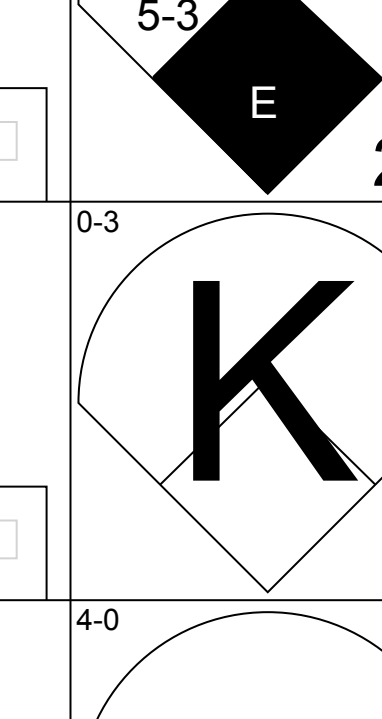
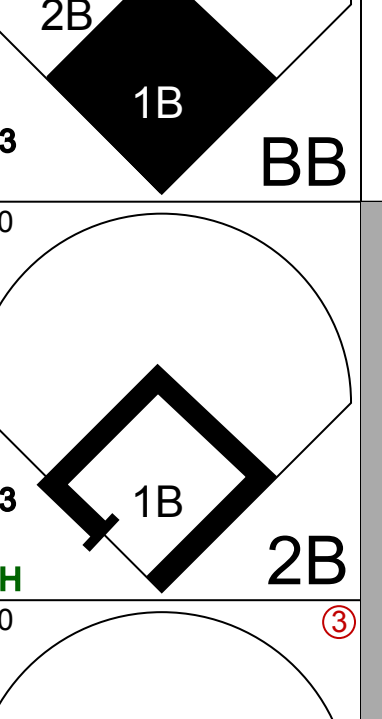

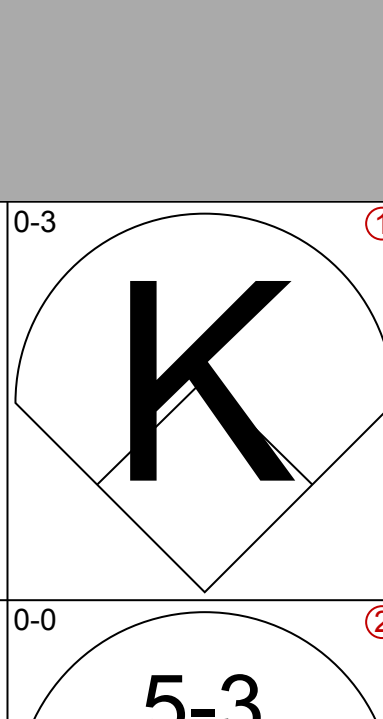
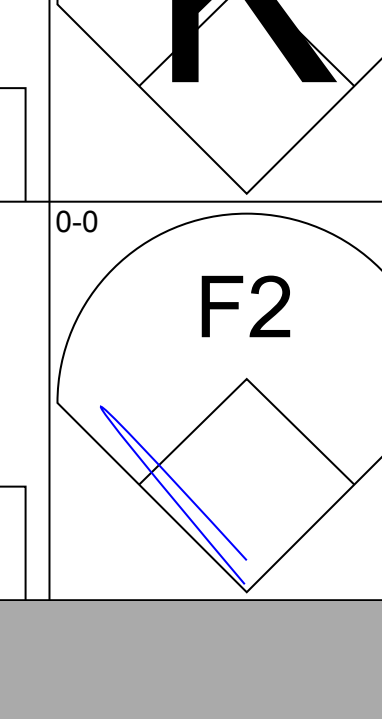
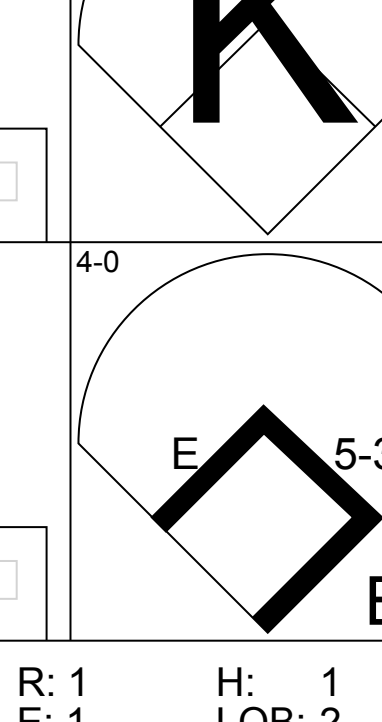
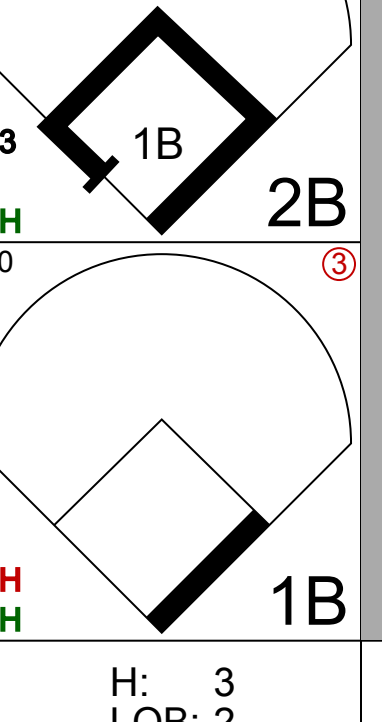

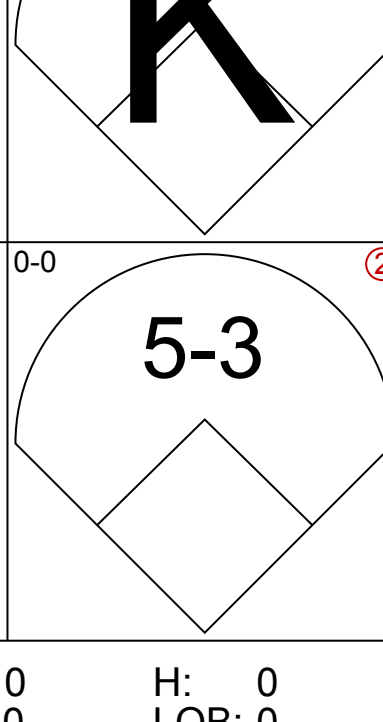


Batter	1	2	3	4	5	6	7	8	9	AB	R	H	RBI	BB	SO	LOB	TOP			
<b>Elliott Maddox, R</b> OBP: 0.347, SLG: 0.266 (1, 8)										5	0	0	0	0	2	4				
<b>Davey Nelson, R</b> OBP: 0.325, SLG: 0.375 (1, 5)										3	0	0	0	1	0	0				
<b>Frank Howard, R</b> OBP: 0.367, SLG: 0.466 (1, 3)										3	0	1	0	1	0	1				
<b>Tom McCraw, L</b> OBP: 0.288, SLG: 0.384 (8, PR) (8, 3)										0	0	0	0	0	0	0				
<b>Dick Billings, R</b> OBP: 0.283, SLG: 0.325 (1, 2)										3	0	0	0	1	0	1				
<b>Jeff Burroughs, R</b> OBP: 0.319, SLG: 0.378 (1, 7)										3	0	1	0	1	1	2				
<b>Del Unser, L</b> OBP: 0.332, SLG: 0.364 (1, 9)										3	0	0	0	1	1	3				
<b>Toby Harrah, R</b> OBP: 0.296, SLG: 0.276 (1, 6)										2	0	0	0	2	0	1				
<b>Tom Ragland, R</b> OBP: 0.167, SLG: 0.167 (1, 4)										4	0	1	0	0	2	4				
<b>Pete Broberg, R</b> OBP: 0.133, SLG: 0.227 (1, 1)										2	0	0	0	0	1	3				
<b>Denny Riddleberger, R</b> OBP: 0.236, SLG: 0.267 (7, PH)										0	0	0	0	0	0	0				
<b>Paul Casanova, R</b> OBP: 0.182, SLG: 0.273 (7, 1)										1	0	1	0	0	0	0				
<b>Paul Lindblad, L</b> OBP: 0.322, SLG: 0.295 (8, PH)										1	0	0	0	0	1	1				
<b>Inning Stats</b>	R: 0 E: 0 K: 1 S: 5	H: 0 LOB: 0 BB: 0 P: 5	R: 0 E: 0 K: 2 S: 7	H: 0 LOB: 0 BB: 0 P: 7	R: 0 E: 0 K: 0 S: 4	H: 1 LOB: 1 BB: 0 P: 4	R: 0 E: 0 K: 0 S: 2	H: 0 LOB: 0 BB: 1 P: 6	R: 0 E: 0 K: 2 S: 8	H: 1 LOB: 2 BB: 1 P: 12	R: 0 E: 0 K: 1 S: 6	H: 1 LOB: 2 BB: 1 P: 10	R: 0 E: 0 K: 0 S: 3	H: 0 LOB: 2 BB: 2 P: 11	R: 0 E: 0 K: 1 S: 5	H: 0 LOB: 1 BB: 1 P: 9	1B: 4 2B: 0 3B: 0 HR: 0	SF: 0 SAC: 0 DP: 1 HBP: 0	WP: 0 PB: 0 SB: 0 CS: 0	PA: 37
<b>PITCHER</b> <b>Roger Moret, L</b> ERA: 2.92 (1, 1)	IP: 9.0 WLS: W BF: 37 H: 4 R: 0 ER: 0 SO: 8 BB: 7 IBB: 0 HBP: 0 BLK: 0 WP: 0 HR: 0 S: 46 P: 74 ERA: 0.00 WHIP: 1.222															<b>PITCHER</b> IP: WLS: BF: H: R: ER: SO: BB: IBB: HBP: BLK: WP: HR: S: P: ERA: WHIP				

Washington Senators @ Boston Red Sox  
Fenway Park, Boston, MA  
Fri Sep 24 1971, 7:05 PM EDT  
Att: 14,351 - Unknown

AB 30  
R 0  
H 4  
RBI 0  
BB 7  
SO 8  
LOB 20



Batter	1	2	3	4	5	6	7	8	9	AB	R	H	RBI	BB	SO	LOB	BOTTOM			
<b>Doug Griffin, R</b> OBP: 0.291, SLG: 0.320 (1, 4)										4	1	1	0	0	0	2				
<b>Juan Beniquez, R</b> OBP: 0.283, SLG: 0.308 (1, 6)										4	0	1	0	0	1	2				
<b>Carl Yastrzemski, L</b> OBP: 0.380, SLG: 0.391 (1, 7)										3	0	0	0	1	0	3				
<b>Ben Oglivie, L</b> OBP: 0.292, SLG: 0.333 (8, 7)										0	0	0	0	0	0	0				
<b>Reggie Smith, S</b> OBP: 0.355, SLG: 0.488 (1, 8)										3	0	1	1	1	0	0				
<b>Rico Petrocelli, R</b> OBP: 0.349, SLG: 0.451 (1, 5)										3	0	0	0	1	0	2				
<b>Cecil Cooper, L</b> OBP: 0.405, SLG: 0.469 (1, 3)										4	1	1	0	0	1	3				
<b>Rick Miller, L</b> OBP: 0.478, SLG: 0.706 (1, 9)										3	2	1	0	1	2	3				
<b>Carlton Fisk, R</b> OBP: 0.294, SLG: 0.559 (1, 2)										4	0	1	1	0	2	1				
<b>Roger Moret, S</b> OBP: 0.160, SLG: 0.087 (1, 1)										2	0	1	1	1	0	0				
<b>Inning Stats</b>	R: 0 E: 0 K: 1 S: 5	H: 0 LOB: 0 BB: 0 P: 5	R: 0 E: 0 K: 1 S: 5	H: 0 LOB: 0 BB: 0 P: 5	R: 1 E: 1 K: 1 S: 7	H: 1 LOB: 2 BB: 1 P: 11	R: 2 E: 0 K: 0 S: 5	H: 3 LOB: 2 BB: 1 P: 9	R: 1 E: 0 K: 1 S: 7	H: 2 LOB: 3 BB: 2 P: 15	R: 0 E: 0 K: 1 S: 5	H: 0 LOB: 0 BB: 0 P: 5	R: 0 E: 0 K: 0 S: 3	H: 1 LOB: 1 BB: 1 P: 7	R: 0 E: 0 K: 1 S: 5	H: 0 LOB: 0 BB: 0 P: 5	1B: 3 2B: 4 3B: 0 HR: 0	SF: 0 SAC: 0 DP: 1 HBP: 0	WP: 1 PB: 0 SB: 0 CS: 0	PA: 35
<b>PITCHER</b> <b>Pete Broberg, R</b> ERA: 3.32 (1, 1)	IP: 4.1 WLS: L BF: 22 H: 6 R: 4 ER: 3 SO: 3 BB: 3 IBB: 0 HBP: 0 BLK: 0 WP: 1 HR: 0 S: 25 P: 37 ERA: 6.23 WHIP: 2.077															<b>PITCHER</b> IP: WLS: BF: H: R: ER: SO: BB: IBB: HBP: BLK: WP: HR: S: P: ERA: WHIP				
<b>Denny Riddleberger, L</b> ERA: 3.24 (5, 1)	1.2 6 0 0 0 2 0 1 0 0 0 0 9 13 0.00 0.000																			
<b>Paul Lindblad, L</b> ERA: 2.88 (7, 1)	2.0 7 1 0 0 1 1 0 0 0 0 0 8 12 0.00 1.000																			


Washington Senators @ Boston Red Sox  
Fenway Park, Boston, MA  
Fri Sep 24 1971, 7:05 PM EDT  
Att: 14,351 - Unknown

AB 30  
R 4  
H 7  
RBI 3  
BB 5  
SO 6  
LOB 16



Batter	1	2	3	4	5	6	7	8	9	AB	R	H	RBI	BB	SO	LOB	TOP			
<b>Elliott Maddox, R</b> OBP: 0.348, SLG: 0.273 (1, 8)										5	1	2	0	0	1	4	<b>Washington Senators @ Boston Red Sox</b> Fenway Park, Boston, MA Sat Sep 25 1971, 3:33 AM EDT Att: 19,126 - Unknown			
<b>Davey Nelson, R</b> OBP: 0.326, SLG: 0.375 (1, 5)										5	0	2	0	0	0	3				
<b>Frank Howard, R</b> OBP: 0.367, SLG: 0.470 (1, 3)										4	1	1	2	0	1	2				
<b>Dick Billings, R</b> OBP: 0.286, SLG: 0.326 (1, 2)										3	1	1	0	1	0	1				
<b>Jeff Burroughs, R</b> OBP: 0.323, SLG: 0.377 (1, 7)										3	0	1	0	1	0	1				
<b>Del Unser, L</b> OBP: 0.330, SLG: 0.362 (1, 9)										4	0	0	0	0	3	4				
<b>Toby Harrah, R</b> OBP: 0.293, SLG: 0.273 (1, 6)										4	0	0	0	0	0	4				
<b>Tom Ragland, R</b> OBP: 0.200, SLG: 0.200 (1, 4)										4	0	1	0	0	1	2				
<b>Denny McLain, R</b> OBP: 0.161, SLG: 0.155 <b>Denny Riddleberger, R</b> OBP: 0.233, SLG: 0.266 <b>Paul Casanova, R</b> OBP: 0.200, SLG: 0.207 <b>Jim Shellenback, L</b> OBP: 0.300, SLG: 0.295 <b>Larry Bittner, L</b> OBP: 0.295 (1, 1)										1	0	0	1	1	0	0				
<b>Inning Stats</b>	R: 0 E: 0 K: 1 S: 5	H: 1 LOB: 0 BB: 0 P: 5	R: 1 E: 0 K: 2 S: 9	H: 2 LOB: 3 BB: 2 P: 17	R: 0 E: 0 K: 0 S: 4	H: 1 LOB: 1 BB: 0 P: 4	R: 0 E: 0 K: 1 S: 5	H: 0 LOB: 0 BB: 0 P: 5	R: 0 E: 0 K: 0 S: 4	H: 1 LOB: 2 BB: 1 P: 10	R: 2 E: 0 K: 0 S: 5	H: 2 LOB: 0 BB: 0 P: 5	R: 0 E: 0 K: 1 S: 5	H: 0 LOB: 0 BB: 1 P: 7	R: 0 E: 0 K: 0 S: 3	H: 0 LOB: 1 BB: 1 P: 7		1B: 6 2B: 1 3B: 0 HR: 1	SF: 0 SAC: 0 DP: 1 HBP: 0	WP: 0 PB: 0 SB: 1 CS: 0
<b>PITCHER</b> <b>John Curtis, L</b> ERA: 3.12 (1, 1)	IP: 9.0 WLS: W BF: 38 H: 8 R: 3 ER: 3 SO: 6 BB: 4 IBB: 0 HBP: 0 BLK: 0 WP: 0 HR: 1 S: 46 P: 62 ERA: 3.00 WHIP: 1.333															<b>PITCHER</b> <b>John Curtis, L</b> ERA: 3.12 (1, 1)	IP: 9.0 WLS: W BF: 38 H: 8 R: 3 ER: 3 SO: 6 BB: 4 IBB: 0 HBP: 0 BLK: 0 WP: 0 HR: 1 S: 46 P: 62 ERA: 3.00 WHIP: 1.333			

AB	34
R	3
H	8
RBI	3
BB	4
SO	6
LOB	21



Batter	1	2	3	4	5	6	7	8	9	AB	R	H	RBI	BB	SO	LOB	BOTTOM			
<b>Doug Griffin, R</b> OBP: 0.291, SLG: 0.319 (1, 4)										5	1	1	0	0	0	4	<b>Washington Senators @ Boston Red Sox</b> Fenway Park, Boston, MA Sat Sep 25 1971, 3:33 AM EDT Att: 19,126 - Unknown			
<b>Juan Beniquez, R</b> OBP: 0.333, SLG: 0.333 (1, 6)										3	1	2	1	1	0	0				
<b>Ben Ogilvie, L</b> OBP: 0.250, SLG: 0.286 (1, 7)										4	0	0	0	0	1	2				
<b>Reggie Smith, S</b> OBP: 0.354, SLG: 0.486 (1, 8)										3	1	0	1	1	0	1				
<b>Rico Petrocelli, R</b> OBP: 0.352, SLG: 0.453 (1, 5)										3	2	2	0	1	0	0				
<b>Cecil Cooper, L</b> OBP: 0.415, SLG: 0.486 (1, 3)										3	1	2	1	0	0	2				
<b>Rick Miller, L</b> OBP: 0.519, SLG: 0.800 (1, 9)										3	0	2	1	1	0	1				
<b>Carlton Fisk, R</b> OBP: 0.316, SLG: 0.553 (1, 2)										4	0	2	1	0	0	2				
<b>John Curtis, L</b> OBP: 0.111, SLG: 0.111 (1, 1)										4	0	1	0	0	3	4				
<b>Inning Stats</b>	R: 0 E: 0 K: 0 S: 3	H: 0 LOB: 0 BB: 0 P: 3	R: 2 E: 0 K: 1 S: 7	H: 2 LOB: 2 BB: 2 P: 15	R: 1 E: 0 K: 0 S: 3	H: 0 LOB: 1 BB: 1 P: 7	R: 0 E: 0 K: 1 S: 6	H: 2 LOB: 1 BB: 0 P: 6	R: 1 E: 0 K: 1 S: 6	H: 2 LOB: 0 BB: 0 P: 6	R: 2 E: 0 K: 1 S: 8	H: 3 LOB: 1 BB: 0 P: 8	R: 0 E: 0 K: 0 S: 4	H: 1 LOB: 2 BB: 1 P: 8	R: 0 E: 0 K: 0 S: 4	H: 2 LOB: 1 BB: 0 P: 4		1B: 10 2B: 2 3B: 0 HR: 0	SF: 1 SAC: 0 DP: 0 HBP: 0	WP: 0 PB: 1 SB: 3 CS: 0
<b>PITCHER</b> <b>Denny McLain, R</b> ERA: 4.28 <b>Denny Riddleberger, L</b> ERA: 3.19 <b>Jim Shellenback, L</b> ERA: 3.36 (1, 1)	IP: 5.0 WLS: L BF: 23 H: 7 R: 5 ER: 5 SO: 3 BB: 3 IBB: 0 HBP: 0 BLK: 0 WP: 0 HR: 0 S: 26 P: 38 ERA: 9.00 WHIP: 2.000															<b>PITCHER</b> <b>John Curtis, L</b> ERA: 3.12 (1, 1)	IP: 9.0 WLS: W BF: 38 H: 8 R: 3 ER: 3 SO: 6 BB: 4 IBB: 0 HBP: 0 BLK: 0 WP: 0 HR: 1 S: 46 P: 62 ERA: 3.00 WHIP: 1.333			

AB	32
R	6
H	12
RBI	5
BB	4
SO	4
LOB	16





Batter	1	2	3	4	5	6	7	8	9	AB	R	H	RBI	BB	SO	LOB	TOP				
<b>Horace Clarke, S</b> OBP: 0.321, SLG: 0.317 (1, 4)	F9						F7		K	4	1	1	0	1	1	1	<b>New York Yankees @ Washington Senators</b> Robert F. Kennedy Memorial Stadium, Washington, DC Tue Sep 28 1971, 7:05 PM EDT Att: 3,242 - Unknown <a href="http://livebaseballscorecards.com">livebaseballscorecards.com</a>				
<b>Rusty Torres, S</b> OBP: 0.412, SLG: 0.765 (1, 9)	G3		K				K			4	1	2	0	0	2	2					
<b>Bobby Murcer, L</b> OBP: 0.426, SLG: 0.540 (1, 8)	G3		G3				F5			4	0	1	1	0	0	3					
<b>Roy White, S</b> OBP: 0.386, SLG: 0.462 (1, 7)	G3						SF8			2	0	1	1	1	0	1					
<b>John Ellis, R</b> OBP: 0.316, SLG: 0.336 (1, 3)							K		K	4	0	1	0	0	2	3					
<b>Thurman Munson, R</b> OBP: 0.334, SLG: 0.367 (1, 2)							L6		F9	2	0	0	0	1	0	1					
<b>Ron Hansen, R</b> OBP: 0.253, SLG: 0.279 (1, 5)							F8		L9	4	0	0	0	0	1	4					
<b>Frank Baker, L</b> OBP: 0.280, SLG: 0.169 (9, PH)									K	3	0	0	0	0	0	3					
<b>Ron Swoboda, R</b> OBP: 0.381, SLG: 0.352 (9, PH)									K	1	0	0	0	0	1	0					
<b>Stan Bahnsen, R</b> OBP: 0.163, SLG: 0.203 (9, PH)										3	0	1	0	0	1	0					
<b>Felipe Alou, R</b> OBP: 0.331, SLG: 0.408 (9, PH)										1	0	0	0	0	0	0					
<b>Inning Stats</b>	R: 0 E: 0 K: 0 S: 4	H: 1 LOB: 1 BB: 0 P: 4	R: 0 E: 0 K: 1 S: 6	H: 1 LOB: 1 BB: 0 P: 6	R: 0 E: 0 K: 2 S: 8	H: 1 LOB: 2 BB: 1 P: 8	R: 0 E: 0 K: 1 S: 6	H: 0 LOB: 0 BB: 0 P: 3	R: 0 E: 0 K: 1 S: 6	H: 1 LOB: 1 BB: 0 P: 6	R: 0 E: 0 K: 0 S: 3	H: 0 LOB: 1 BB: 1 P: 7	R: 0 E: 0 K: 2 S: 7	H: 0 LOB: 0 BB: 0 P: 7	R: 0 E: 0 K: 1 S: 7	H: 0 LOB: 0 BB: 0 P: 7	1B: 6 2B: 1 3B: 0 HR: 0	SF: 1 SAC: 1 DP: 0 HBP: 0	WP: 0 PB: 0 SB: 0 CS: 0	PA: 37	
<b>PITCHER</b>	IP	WLS	BF	H	R	ER	SO	BB	IBB	HBP	BLK	WP	HR	S	P	ERA	WHIP				
<b>Bill Gogolewski, R</b> ERA: 2.75 (1, 1)	6.0		26	6	2	2	5	2	0	0	0	0	0	34	42	3.00	1.333				
<b>Joe Grzenda, L</b> ERA: 1.94 (7, 1)	3.0	W	11	1	0	0	3	1	0	0	0	0	0	16	20	0.00	0.667				

Batter	1	2	3	4	5	6	7	8	9	AB	R	H	RBI	BB	SO	LOB	BOTTOM				
<b>Del Unser, L</b> OBP: 0.327, SLG: 0.358 (8, 9)										4	1	1	0	0	0	0	<b>New York Yankees @ Washington Senators</b> Robert F. Kennedy Memorial Stadium, Washington, DC Tue Sep 28 1971, 7:05 PM EDT Att: 3,242 - Unknown <a href="http://livebaseballscorecards.com">livebaseballscorecards.com</a>				
<b>Toby Harrah, R</b> OBP: 0.297, SLG: 0.285 (1, 5)										4	1	2	0	0	1	0					
<b>Don Mincher, L</b> OBP: 0.365, SLG: 0.428 (7, PR)										2	0	1	0	0	1	0					
<b>Elliott Maddox, R</b> OBP: 0.346, SLG: 0.272 (8, 8)										1	1	0	0	0	0	0					
<b>Frank Howard, R</b> OBP: 0.365, SLG: 0.469 (8, 3)										2	0	0	1	0	0	1					
<b>Tom McCraw, L</b> OBP: 0.288, SLG: 0.379 (9, 3)										0	0	0	0	0	0	0					
<b>Dick Billings, R</b> OBP: 0.291, SLG: 0.333 (1, 2)										3	1	2	1	0	0	0					
<b>Jeff Burroughs, R</b> OBP: 0.327, SLG: 0.376 (8, 7)										3	0	2	1	0	0	0					
<b>Jim Mason, L</b> OBP: 0.286, SLG: 0.167 (1, 6)										3	0	1	0	0	1	2					
<b>Tom Ragland, R</b> OBP: 0.235, SLG: 0.188 (1, 4)										3	0	1	0	0	0	2					
<b>Bill Gogolewski, L</b> OBP: 0.206, SLG: 0.188 (6, PH)										1	0	0	0	0	1	0					
<b>Larry Bittner, L</b> OBP: 0.324, SLG: 0.293 (7, 1)										1	0	0	0	0	0	0					
<b>Joe Grzenda, R</b> OBP: 0.143, SLG: 0.143 (7, 1)										1	0	0	0	0	1	2					
<b>Inning Stats</b>	R: 2 E: 0 K: 0 S: 5	H: 2 LOB: 0 BB: 0 P: 5	R: 0 E: 0 K: 0 S: 3	H: 1 LOB: 0 BB: 0 P: 3	R: 0 E: 0 K: 1 S: 5	H: 1 LOB: 0 BB: 0 P: 5	R: 0 E: 0 K: 1 S: 5	H: 0 LOB: 0 BB: 0 P: 5	R: 2 E: 0 K: 1 S: 9	H: 4 LOB: 2 BB: 0 P: 9	R: 0 E: 0 K: 0 S: 3	H: 0 LOB: 0 BB: 0 P: 3	R: 0 E: 0 K: 1 S: 3	H: 0 LOB: 0 BB: 0 P: 3	R: 0 E: 0 K: 1 S: 3	H: 0 LOB: 0 BB: 0 P: 3	1B: 9 2B: 1 3B: 0 HR: 0	SF: 1 SAC: 1 DP: 2 HBP: 0	WP: 0 PB: 1 SB: 0 CS: 2	PA: 32	
<b>PITCHER</b>	IP	WLS	BF	H	R	ER	SO	BB	IBB	HBP	BLK	WP	HR	S	P	ERA	WHIP				
<b>Stan Bahnsen, R</b> ERA: 3.35 (1, 1)	8.0	L	30	10	4	3	5	0	0	0	0	0	0	40	40	3.38	1.250				



Batter	1	2	3	4	5	6	7	8	9	AB	R	H	RBI	BB	SO	LOB	TOP			
<b>Bobby Murcer, L</b> OBP: 0.427, SLG: 0.543 (1, 8)	F8	HR		3-1		BB			1-3	4	1	1	2	1	0	0	<b>New York Yankees @ Washington Senators</b> Robert F. Kennedy Memorial Stadium, Washington, DC Thu Sep 30 1971, 7:05 PM EDT Att: 14,460 - Unknown - 72 F  <b>AB 32</b> <b>R 5</b> <b>H 9</b> <b>RBI 5</b> <b>BB 3</b> <b>SO 5</b> <b>LOB 9</b>			
<b>Horace Clarke, S</b> OBP: 0.321, SLG: 0.318 (1, 4)	4-3	4-3			4-3	F7				4	0	0	0	0	0	1				
<b>Rusty Torres, S</b> OBP: 0.385, SLG: 0.731 (1, 9)	HR			CS	F2			F8		4	1	2	1	0	0	0				
<b>Roy White, S</b> OBP: 0.388, SLG: 0.469 (1, 7)	1B	2B		HBP	HR			K		3	2	2	1	1	1	0				
<b>John Ellis, R</b> OBP: 0.322, SLG: 0.340 (1, 3)	1B			HBP	1B			F8		3	0	2	1	0	0	0				
<b>Thurman Munson, R</b> OBP: 0.335, SLG: 0.368 (1, 2)	K			HBP	1B					4	0	2	0	0	2	3				
<b>Ron Hansen, R</b> OBP: 0.245, SLG: 0.269 (1, 5)		K		F8	FC5-4			G6-4-3		4	0	0	0	0	1	5				
<b>Frank Baker, L</b> OBP: 0.281, SLG: 0.165 (8, PH)		SH1-4		4-3				5-3		2	1	0	0	1	1	0				
<b>Gene Michael, S</b> OBP: 0.296, SLG: 0.276 (8, 6)		HR		BB						1	0	0	0	0	0	0				
<b>Mike Kekich, R</b> OBP: 0.185, SLG: 0.154 (6, 1)		SH1-4		F9				3-1		2	0	0	0	0	0	0				
<b>Jack Aker, R</b> OBP: 0.333, SLG: 0.409 (9, PH)									1-3	1	0	0	0	0	0	0				
<b>Inning Stats</b>	R: 2 E: 0 K: 1 S: 8	H: 3 LOB: 1 BB: 0 P: 8	R: 2 E: 0 K: 1 S: 6	H: 1 LOB: 0 BB: 1 P: 10	R: 0 E: 0 K: 1 S: 5	H: 1 LOB: 2 BB: 1 P: 10	R: 0 E: 0 K: 0 S: 3	H: 0 LOB: 0 BB: 0 P: 3	R: 1 E: 0 K: 0 S: 6	H: 3 LOB: 2 BB: 0 P: 6	R: 0 E: 0 K: 1 S: 5	H: 0 LOB: 1 BB: 1 P: 9	R: 0 E: 0 K: 0 S: 3	H: 1 LOB: 0 BB: 0 P: 3	R: 0 E: 0 K: 0 S: 2	H: 0 LOB: 0 BB: 0 P: 2	1B: 5 2B: 1 3B: 0 HR: 3	SF: 0 SAC: 1 DP: 1 HBP: 1	WP: 0 PB: 0 SB: 0 CS: 1	PA: 37
<b>PITCHER</b>	IP WLS BF H R ER SO BB IBB HBP BLK WP HR S P ERA WHIP																			
<b>Dick Bosman, R</b> ERA: 3.73 (1, 1)	5.0	25	8	5	5	3	2	0	1	0	0	0	0	3	28	37	9.00	2.000		
<b>Horacio Pina, R</b> ERA: 3.59 (6, 1)	1.0	4	0	0	0	1	1	0	0	0	0	0	0	5	9	0.00	1.000			
<b>Paul Lindblad, L</b> ERA: 2.8 (7, 1)	2.0	6	1	0	0	1	0	0	0	0	0	0	0	8	8	0.00	0.500			
<b>Joe Grzenda, L</b> ERA: 1.92 (9, 1)	0.2	2	0	0	0	0	0	0	0	0	0	0	0	2	2	0.00	0.000			

Batter	1	2	3	4	5	6	7	8	9	AB	R	H	RBI	BB	SO	LOB	BOTTOM			
<b>Elliott Maddox, R</b> OBP: 0.344, SLG: 0.275 (1, 8)	6-3		F8		F9	2B		SF9		4	0	1	2	0	0	2	<b>New York Yankees @ Washington Senators</b> Robert F. Kennedy Memorial Stadium, Washington, DC Thu Sep 30 1971, 7:05 PM EDT Att: 14,460 - Unknown - 72 F  <b>AB 33</b> <b>R 7</b> <b>H 11</b> <b>RBI 5</b> <b>BB 3</b> <b>SO 3</b> <b>LOB 18</b>			
<b>Toby Harrah, R</b> OBP: 0.300, SLG: 0.290 (1, 6)	BB		F3		G6-3		F7	CS		4	0	1	0	0	0	2				
<b>Frank Howard, R</b> OBP: 0.367, SLG: 0.474 (1, 3)	1B						F2			3	1	1	1	1	0	0				
<b>Joe Grzenda, R</b> OBP: 0.143, SLG: 0.143 (9, 1)	G5-4-3		P6			HR				0	0	0	0	0	0	0				
<b>Dick Billings, R</b> OBP: 0.296, SLG: 0.338 (1, 2)	G5-4-3				1B					4	1	3	0	0	0	2				
<b>Jeff Burroughs, R</b> OBP: 0.319, SLG: 0.365 (1, 7)		P6		F7		1B		5-3		4	1	1	0	0	0	2				
<b>Davey Nelson, R</b> OBP: 0.326, SLG: 0.377 (1, 5)		E		K		E		E6		4	3	2	0	0	1	1				
<b>Del Unser, L</b> OBP: 0.325, SLG: 0.355 (1, 9)		FC1		F9		E		K		4	0	0	1	0	1	4				
<b>Tom Ragland, R</b> OBP: 0.208, SLG: 0.174 (1, 4)		E6				BB		K		4	1	1	0	0	1	3				
<b>Dick Bosman, R</b> ERA: 3.73 (5, PH)										1	0	0	0	0	0	2				
<b>Paul Lindblad, L</b> ERA: 2.8 (7, 1)										0	0	0	0	0	0	0				
<b>Horacio Pina, R</b> ERA: 3.59 (6, 1)										0	0	0	0	0	0	0				
<b>Don Mincher, L</b> ERA: 3.95 (7, 1)										0	0	0	0	0	0	0				
<b>Paul Lindblad, L</b> ERA: 2.8 (7, 1)										0	0	0	0	0	0	0				
<b>Tom McCraw, L</b> ERA: 2.57 (9, 3)										1	0	1	1	0	0	0				
<b>Inning Stats</b>	R: 0 E: 0 K: 0 S: 3	H: 1 LOB: 1 BB: 1 P: 7	R: 1 E: 2 K: 0 S: 5	H: 1 LOB: 1 BB: 0 P: 5	R: 0 E: 0 K: 0 S: 3	H: 0 LOB: 0 BB: 0 P: 3	R: 0 E: 0 K: 1 S: 6	H: 1 LOB: 1 BB: 0 P: 6	R: 0 E: 0 K: 0 S: 3	H: 1 LOB: 1 BB: 1 P: 7	R: 4 E: 1 K: 1 S: 9	H: 5 LOB: 2 BB: 1 P: 13	R: 0 E: 0 K: 0 S: 4	H: 1 LOB: 1 BB: 0 P: 4	R: 2 E: 2 K: 1 S: 7	H: 1 LOB: 0 BB: 0 P: 7	1B: 9 2B: 1 3B: 0 HR: 1	SF: 1 SAC: 0 DP: 3 HBP: 0	WP: 0 PB: 0 SB: 1 CS: 1	PA: 38
<b>PITCHER</b>	IP WLS BF H R ER SO BB IBB HBP BLK WP HR S P ERA WHIP																			
<b>Mike Kekich, L</b> ERA: 4.08 (1, 1)	5.0	23	7	4	3	1	2	0	1	0	0	0	0	17	21	3.00	1.333			
<b>Jack Aker, R</b> ERA: 2.57 (6, 1)	3.0	14	4	3	1	2	0	1	0	0	0	0	0	17	21	3.00	1.333			