





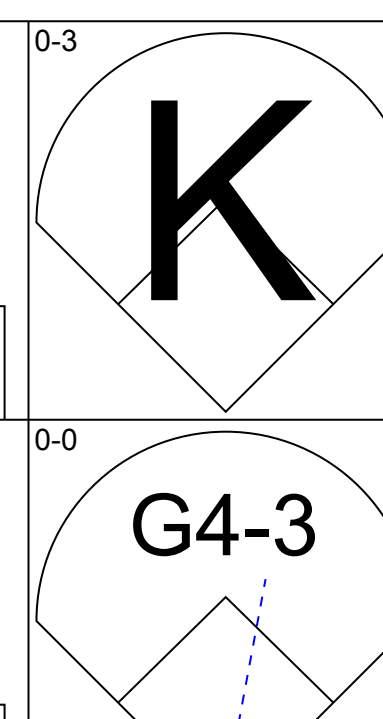
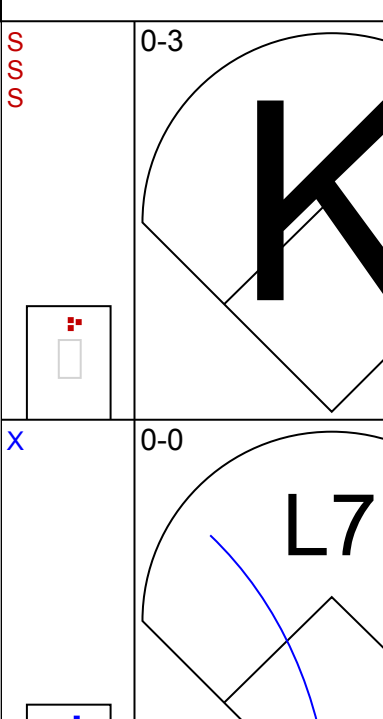
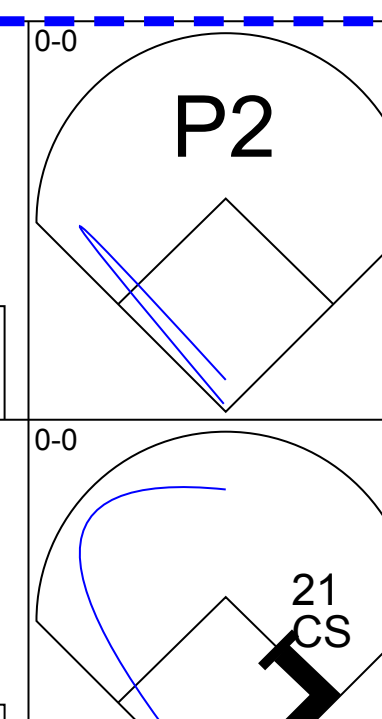
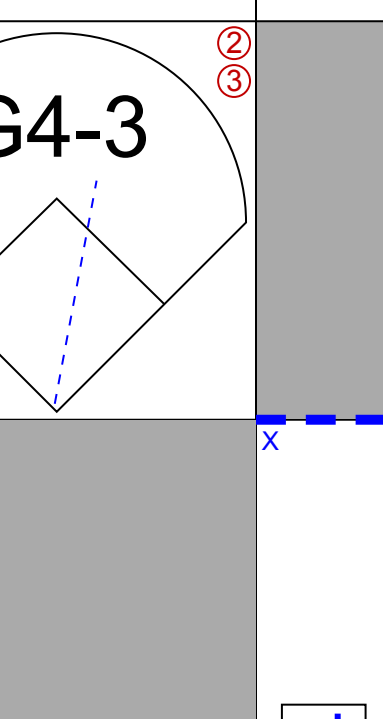
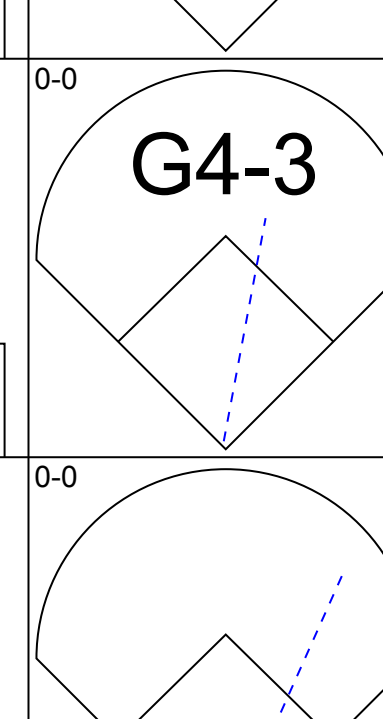
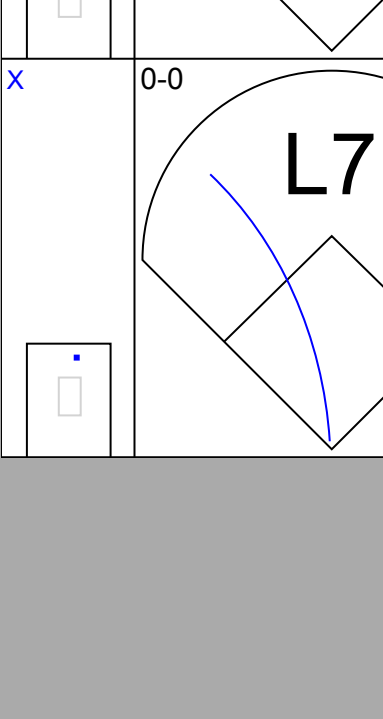
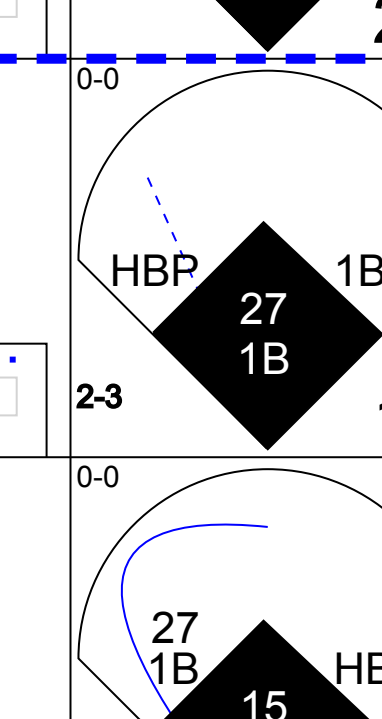
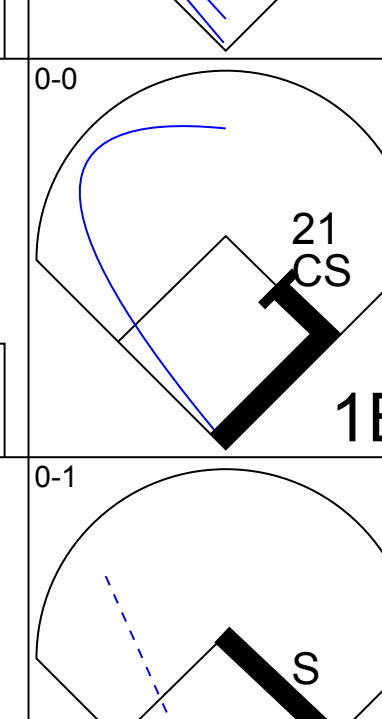
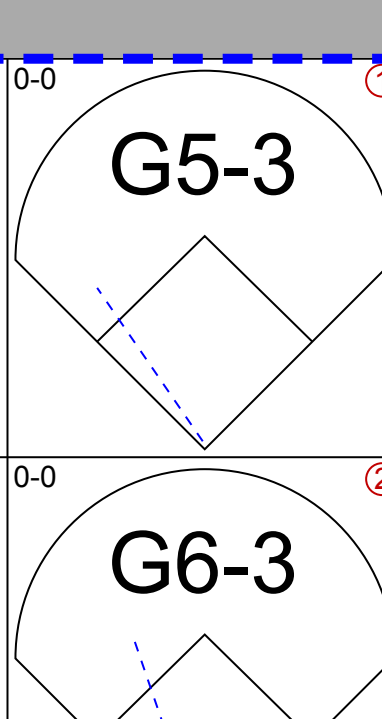
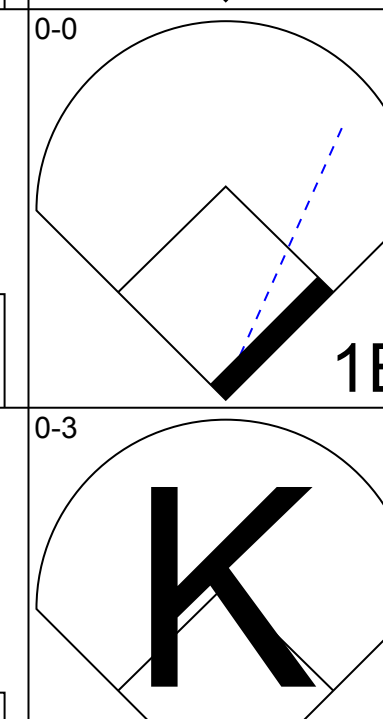
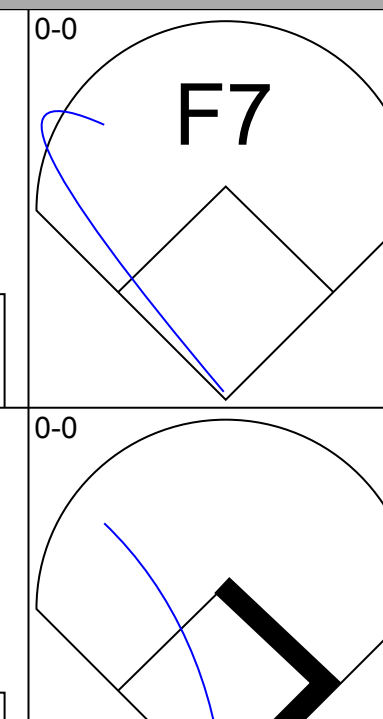
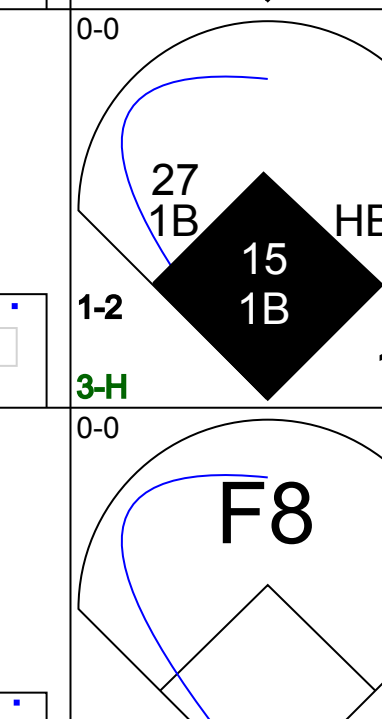
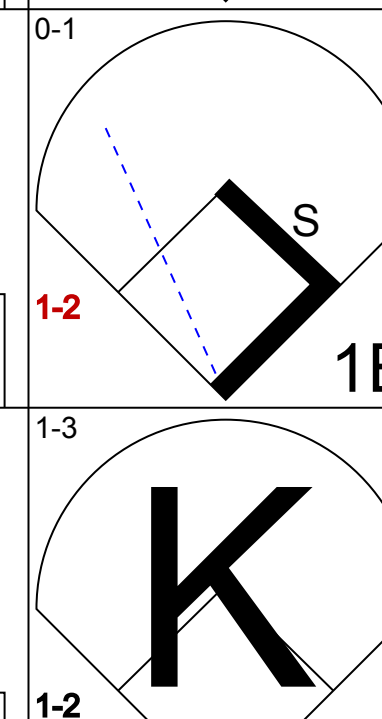
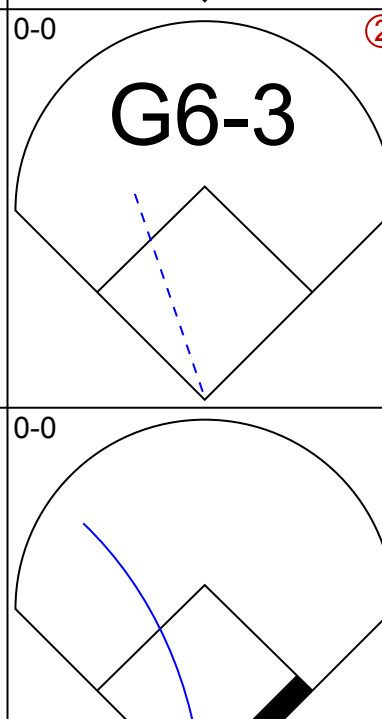

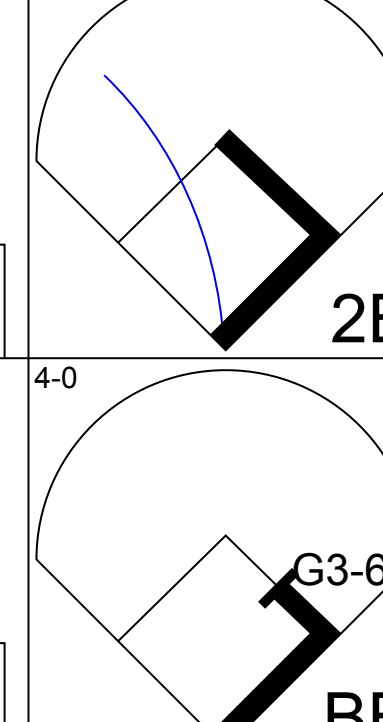
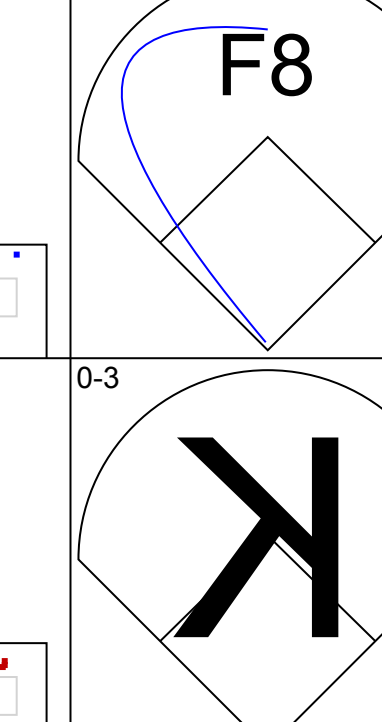
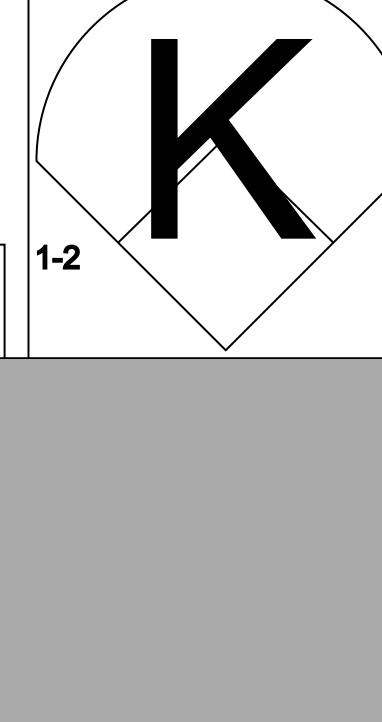
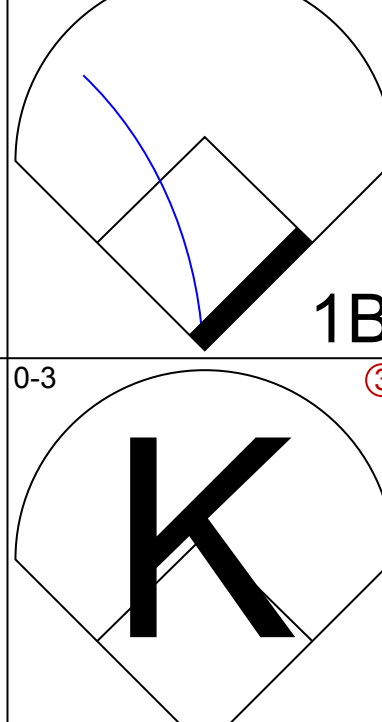
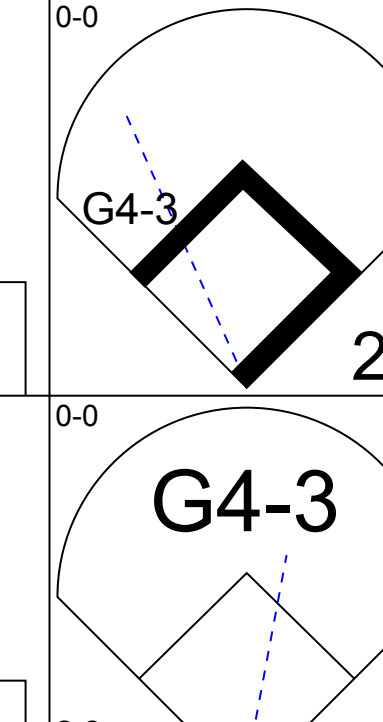
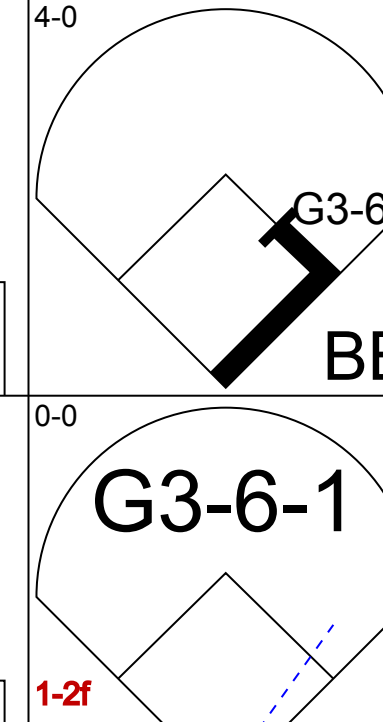
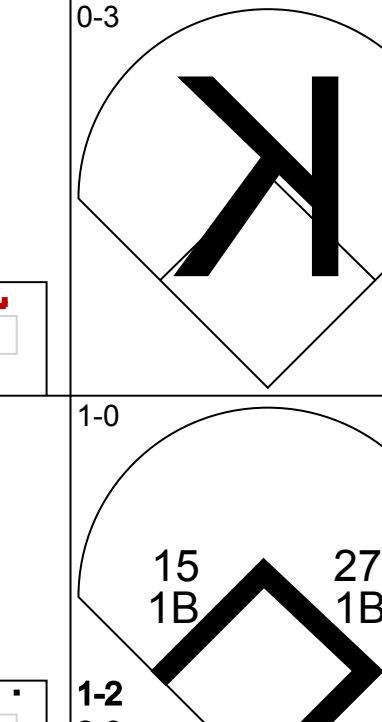
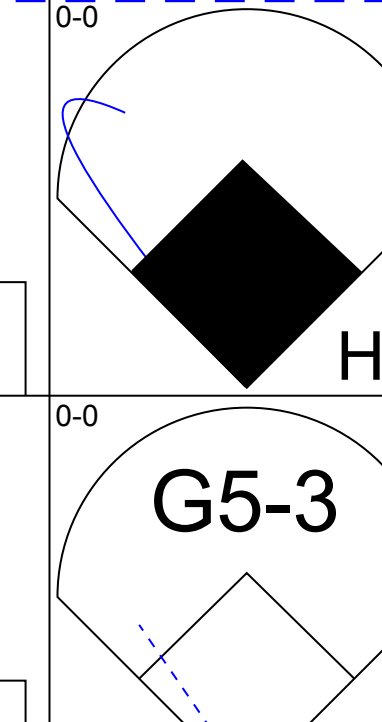

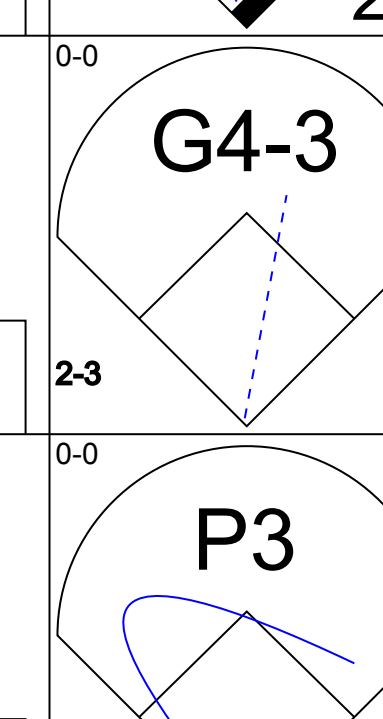
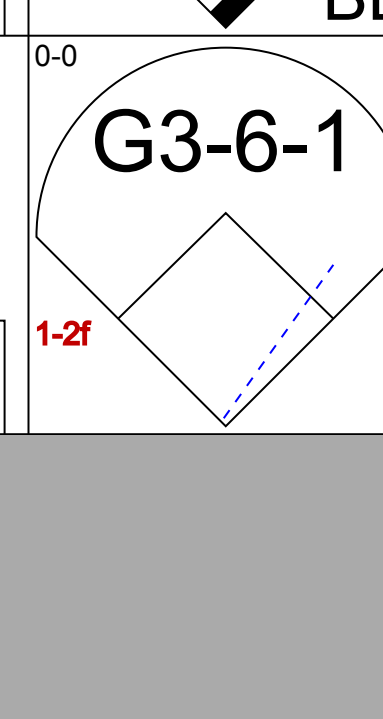
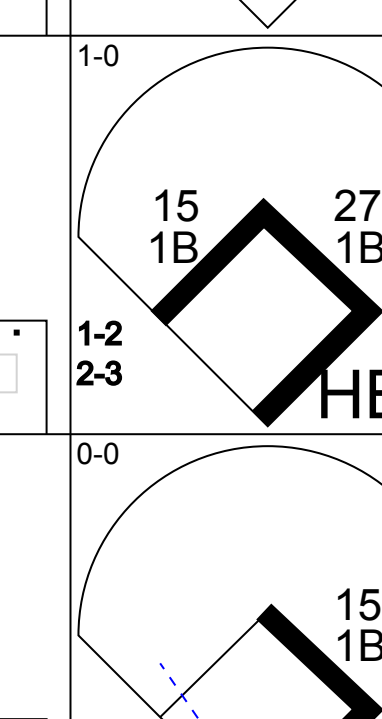
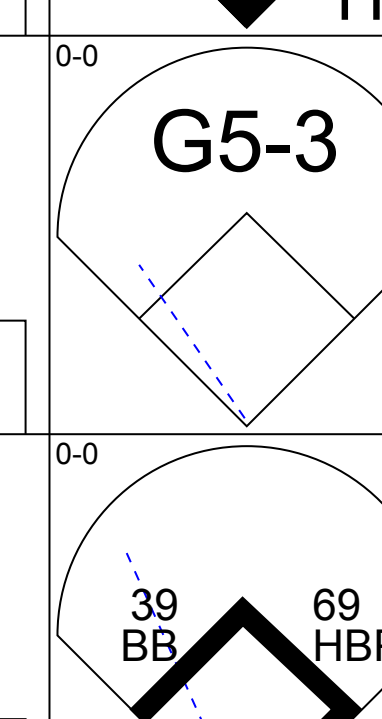
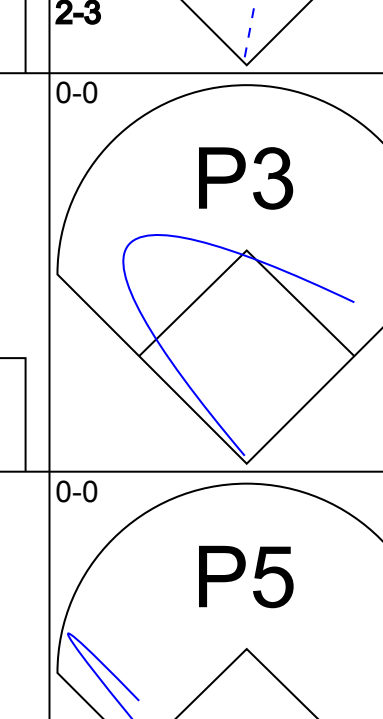

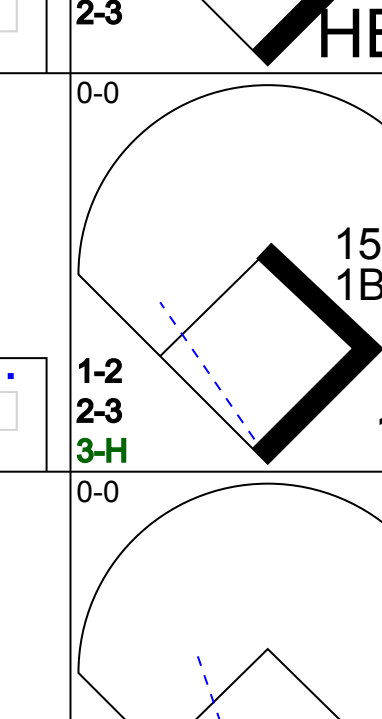
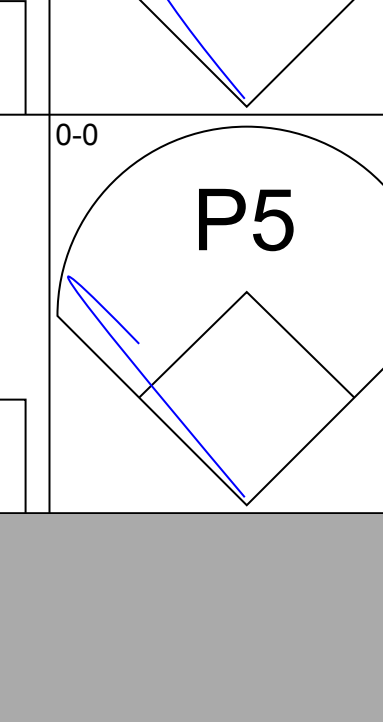
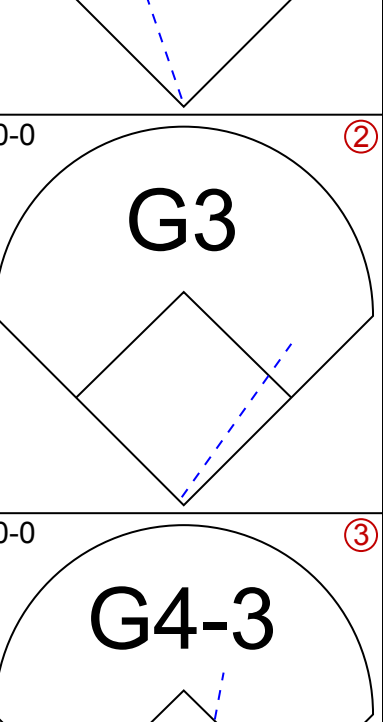
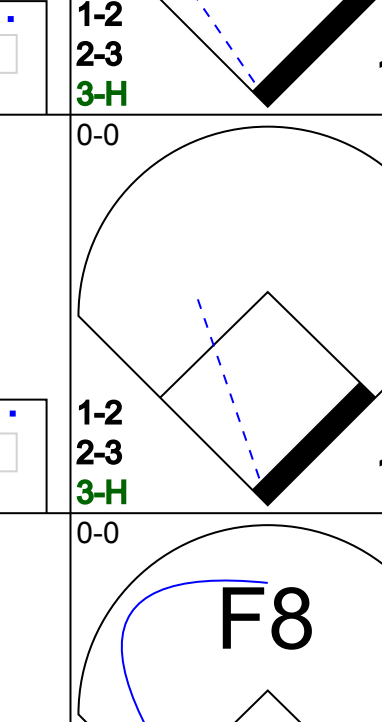
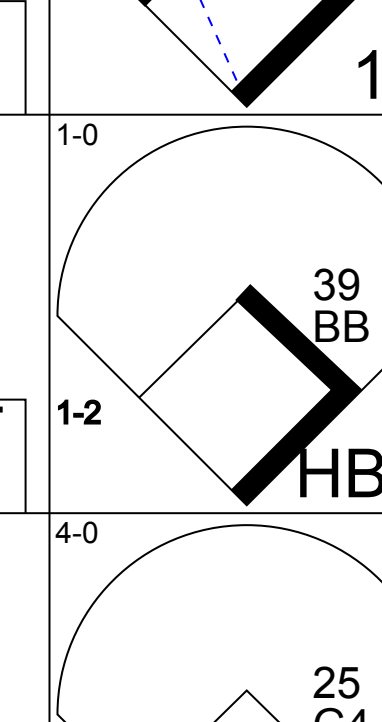

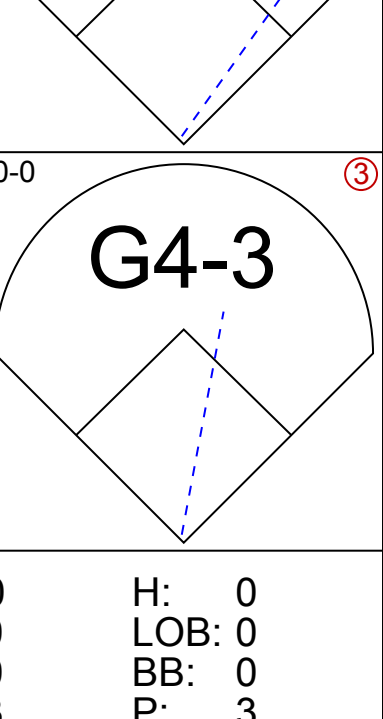
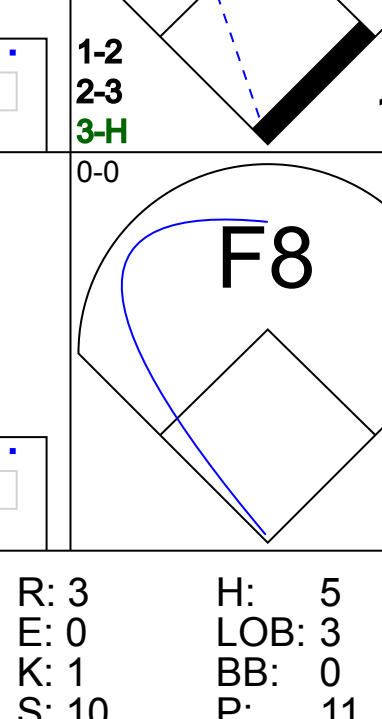
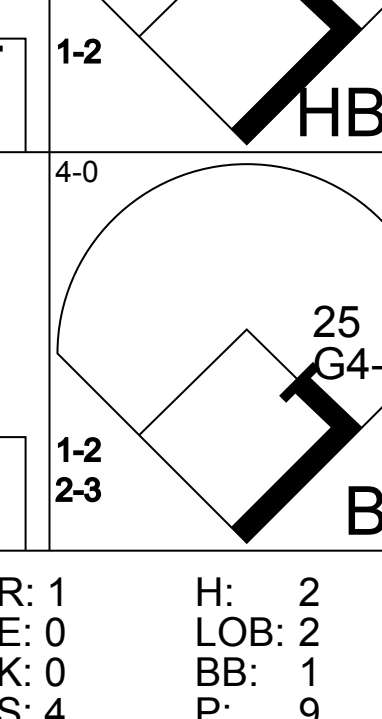
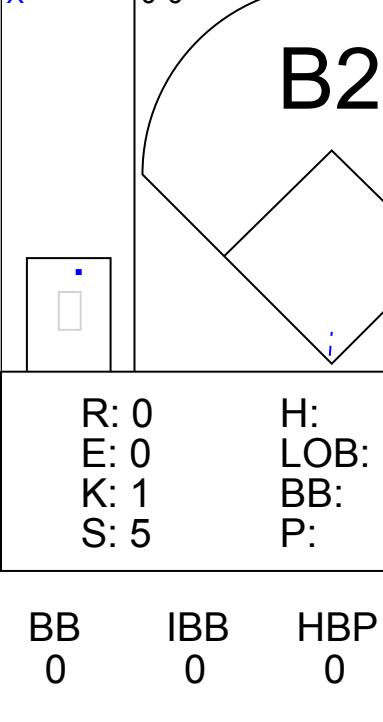
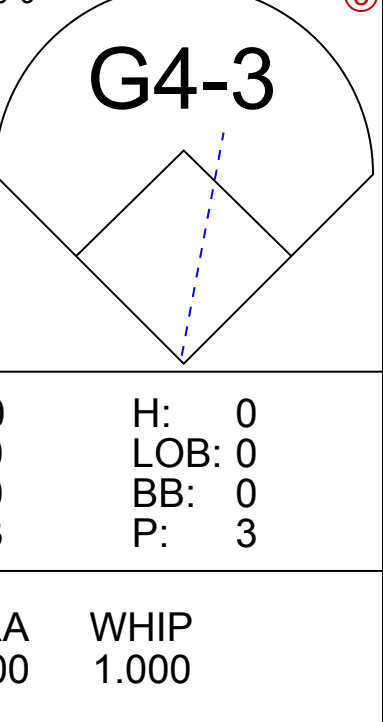
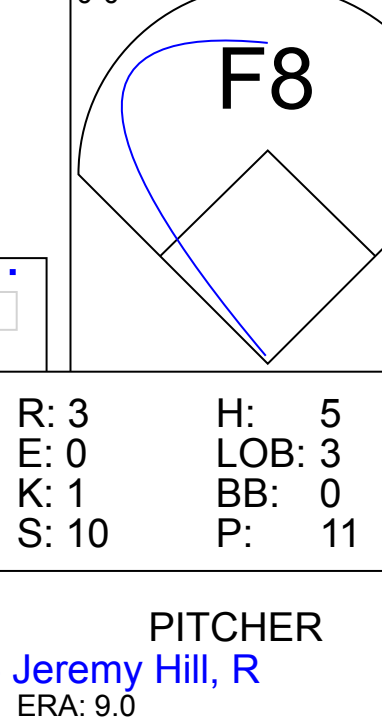
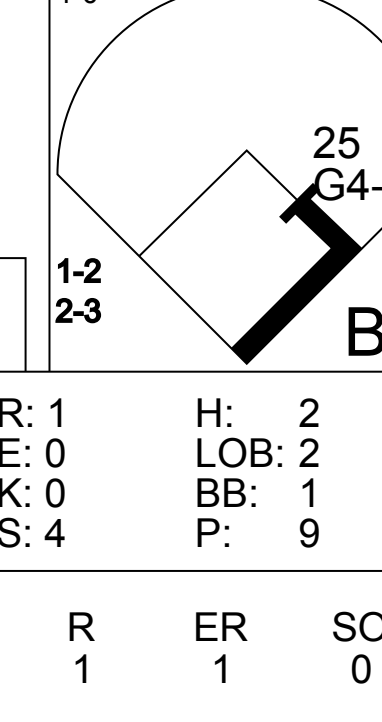
Washington Nationals - 2006

Batter	1	2	3	4	5	6	7	8	9	AB R H RBI BB SO LOB	TOP																								
											<p>Kia Tigers @ Washington Nationals Space Coast Stadium, Viera, FL Wed Mar 01 2006, 1:05 PM EST</p> <p>livebaseballscorecards.com</p> <p>AB 0 R 0 H 0 RBI 0 BB 0 SO 0 LOB 0</p> 																								
Inning Stats										1B: 0 SF: 0 2B: 0 SAC: 0 3B: 0 DP: 0 HR: 0 HBP: 0	WP: 0 PA: 0 PB: 0 SB: 0 CS: 0																								
PITCHER	IP	WLS	BF	H	R	ER	SO	BB	IBB	HBP	BLK	WP	HR	S	P	ERA	WHIP	PITCHER	IP	WLS	BF	H	R	ER	SO	BB	IBB	HBP	BLK	WP	HR	S	P	ERA	WHIP

Batter	1	2	3	4	5	6	7	8	9	AB R H RBI BB SO LOB	BOTTOM																								
											<p>Kia Tigers @ Washington Nationals Space Coast Stadium, Viera, FL Wed Mar 01 2006, 1:05 PM EST</p> <p>livebaseballscorecards.com</p> <p>AB 0 R 0 H 0 RBI 0 BB 0 SO 0 LOB 0</p> 																								
Inning Stats										1B: 0 SF: 0 2B: 0 SAC: 0 3B: 0 DP: 0 HR: 0 HBP: 0	WP: 0 PA: 0 PB: 0 SB: 0 CS: 0																								
PITCHER	IP	WLS	BF	H	R	ER	SO	BB	IBB	HBP	BLK	WP	HR	S	P	ERA	WHIP	PITCHER	IP	WLS	BF	H	R	ER	SO	BB	IBB	HBP	BLK	WP	HR	S	P	ERA	WHIP

Batter	1	2	3	4	5	6	7	8	9	AB R H RBI BB SO LOB	TOP																								
											Panama @ Washington Nationals Space Coast Stadium, Viera, FL Sat Mar 04 2006, 1:05 PM EST livebaseballscorecards.com																								
		AB 0 R 0 H 0 RBI 0 BB 0 SO 0 LOB 0																																	
																																			
Inning Stats										1B: 0 SF: 0 2B: 0 SAC: 0 3B: 0 DP: 0 HR: 0 HBP: 0	WP: 0 PA: 0 FB: 0 SB: 0 CS: 0																								
PITCHER	IP	WLS	BF	H	R	ER	SO	BB	IBB	HBP	BLK	WP	HR	S	P	ERA	WHIP	PITCHER	IP	WLS	BF	H	R	ER	SO	BB	IBB	HBP	BLK	WP	HR	S	P	ERA	WHIP

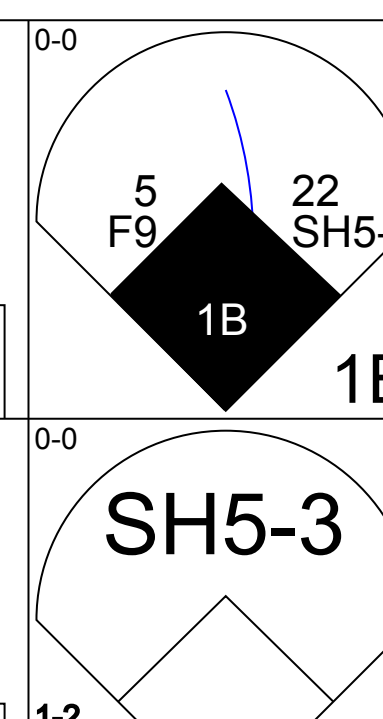
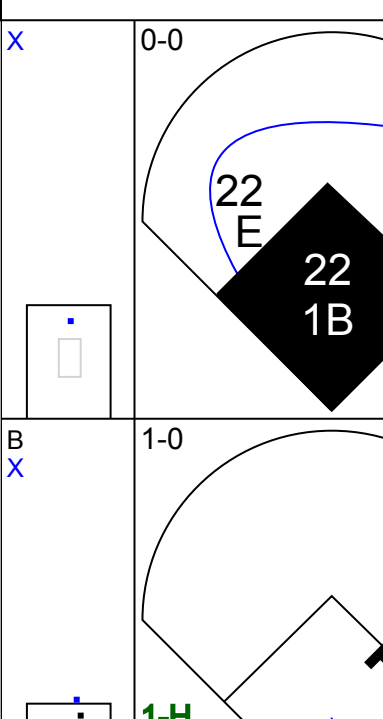
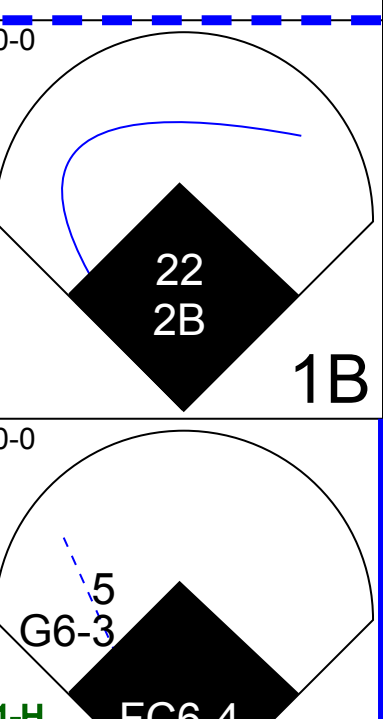
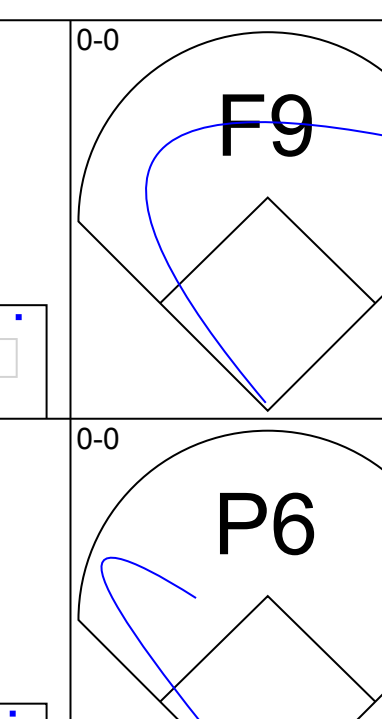
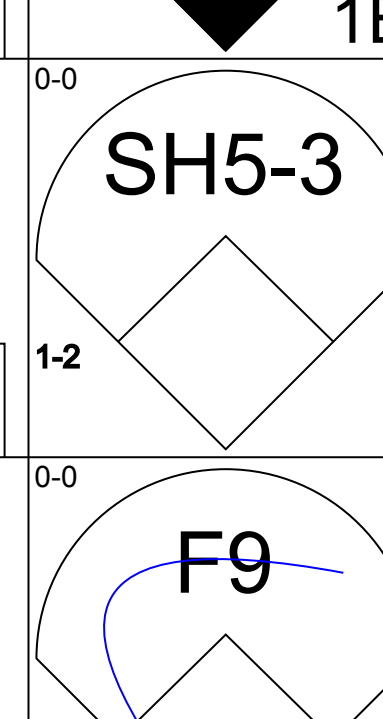
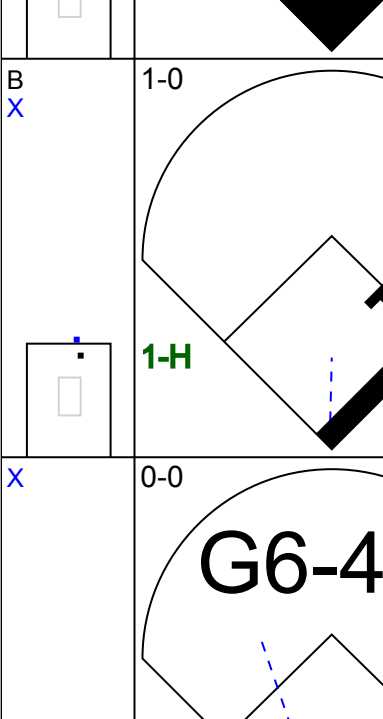
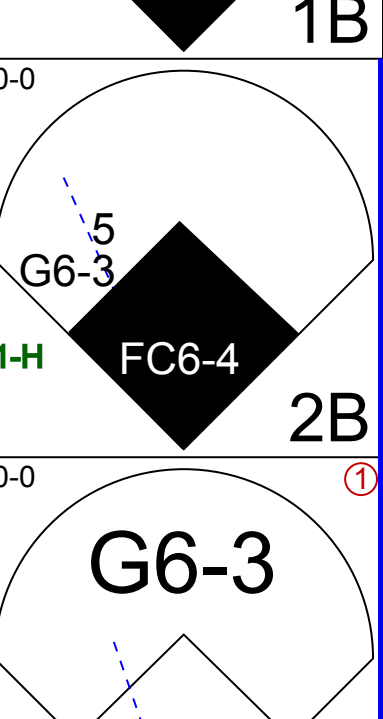
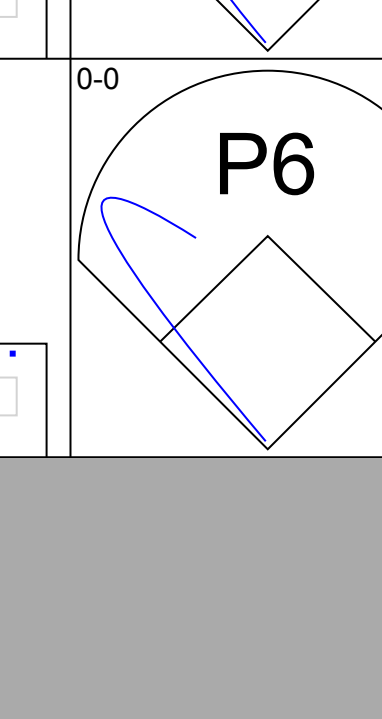
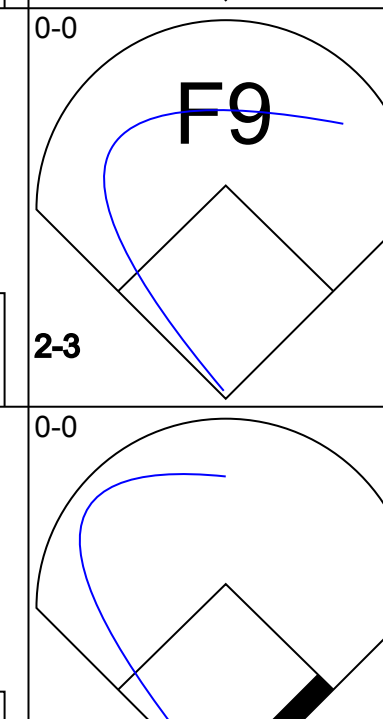
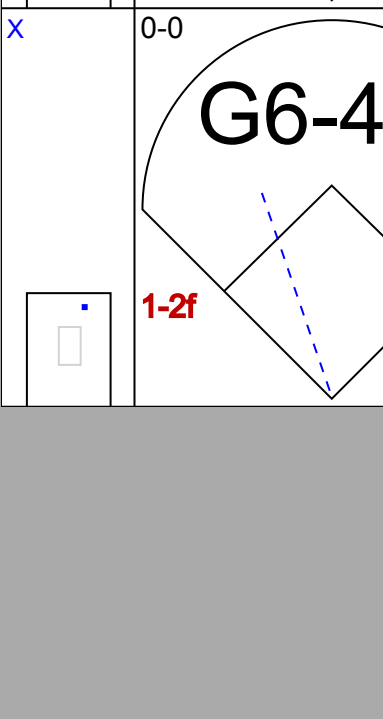
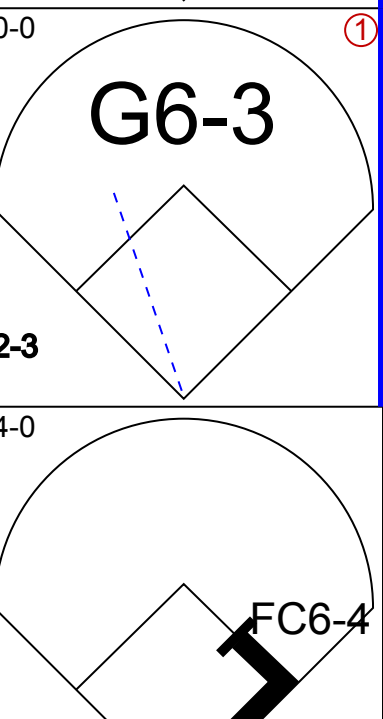
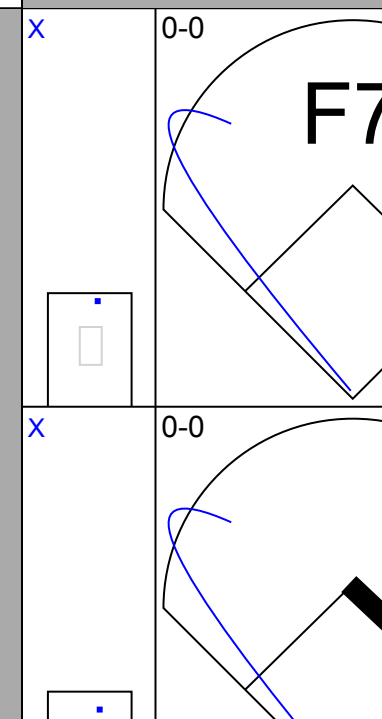
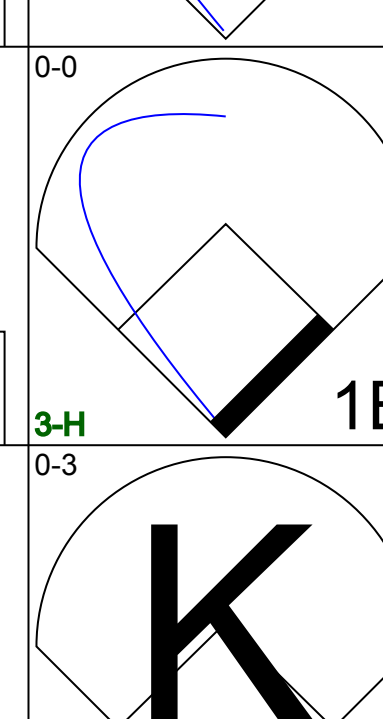
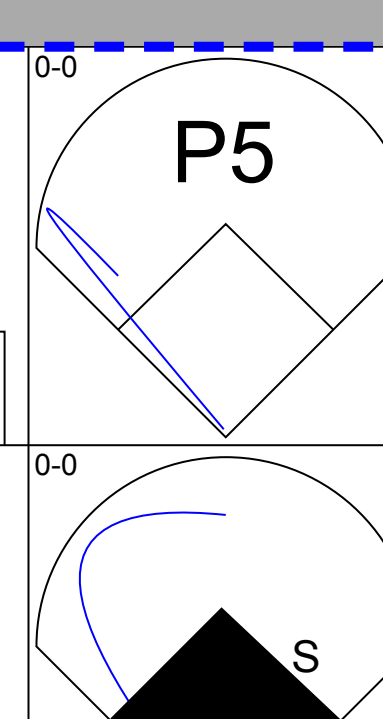
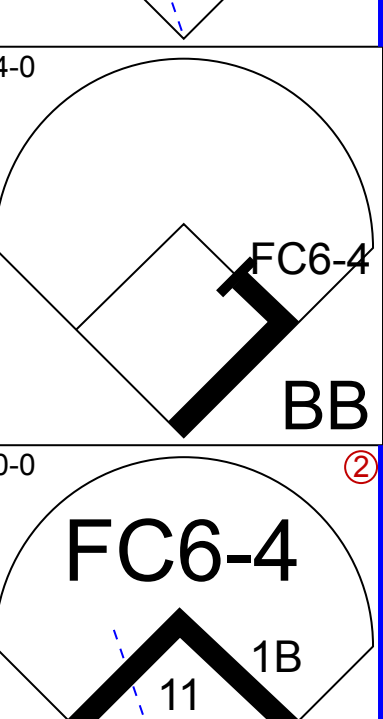
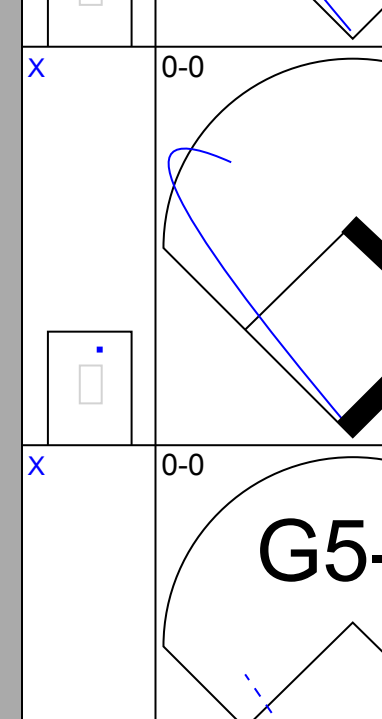
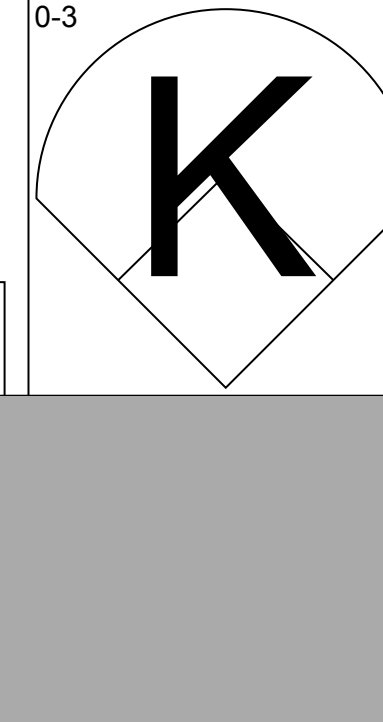
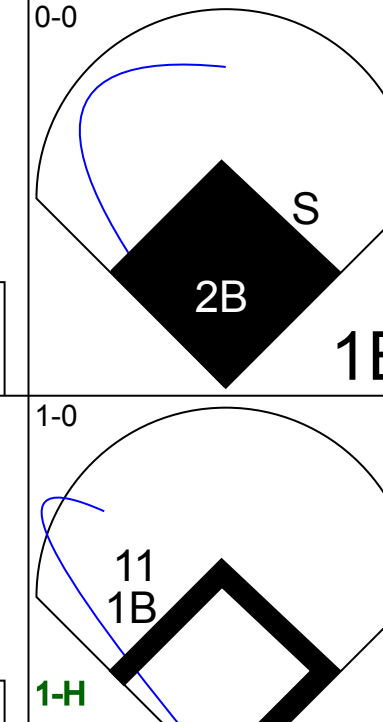
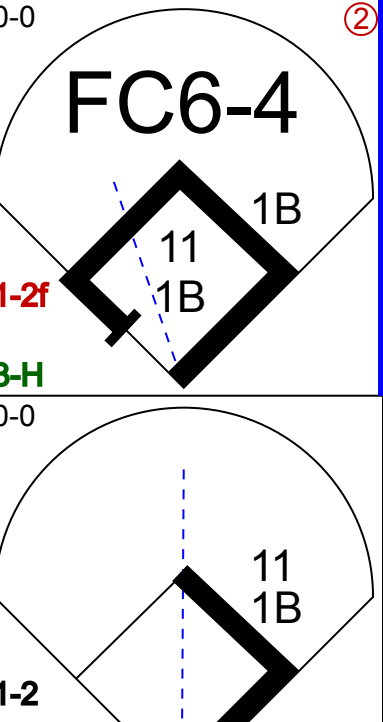

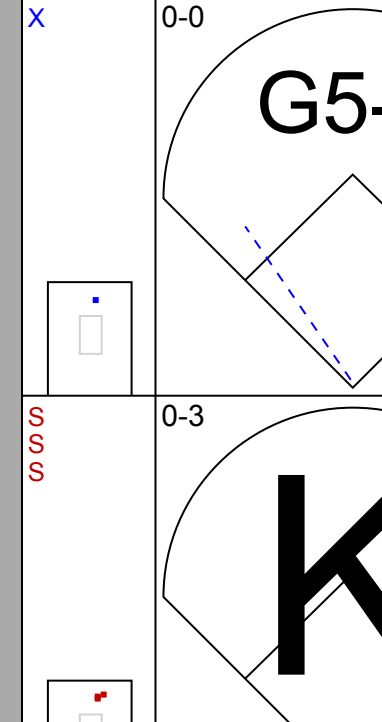
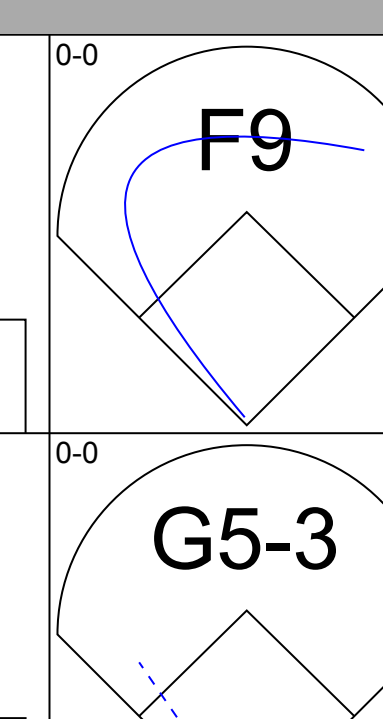
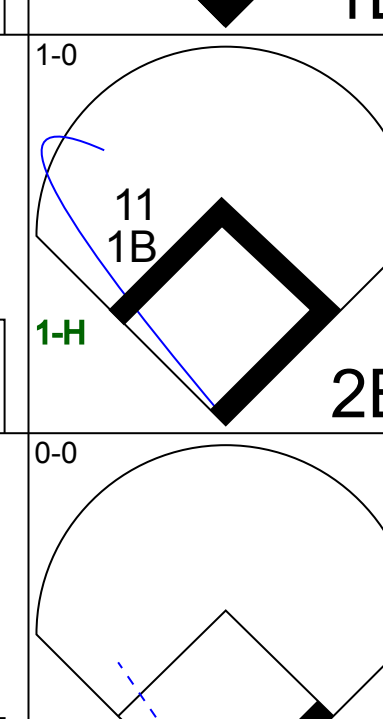
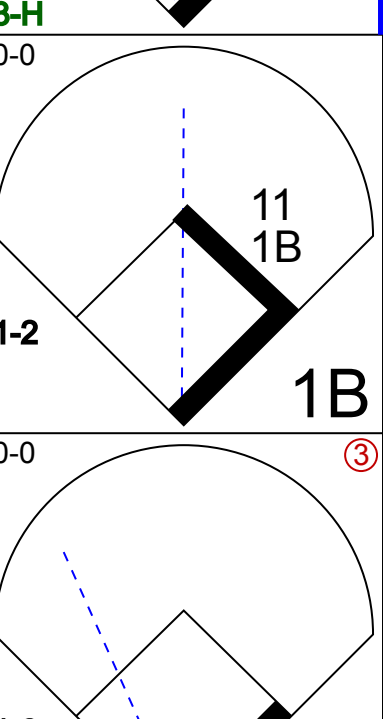
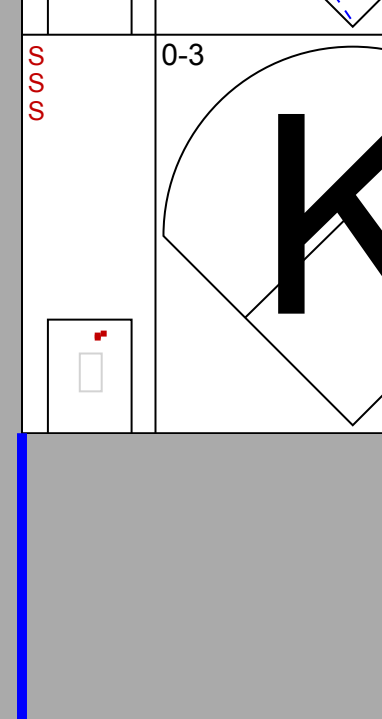
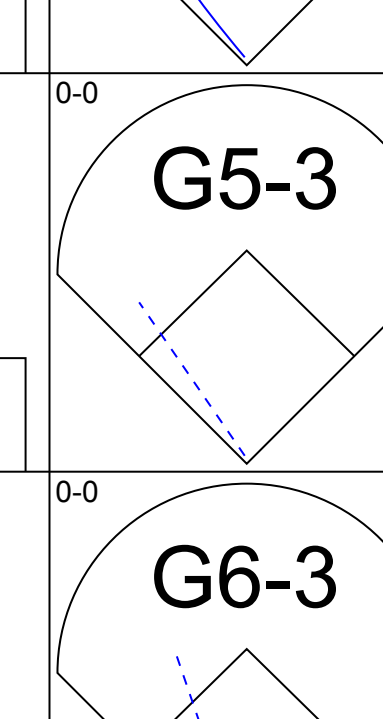
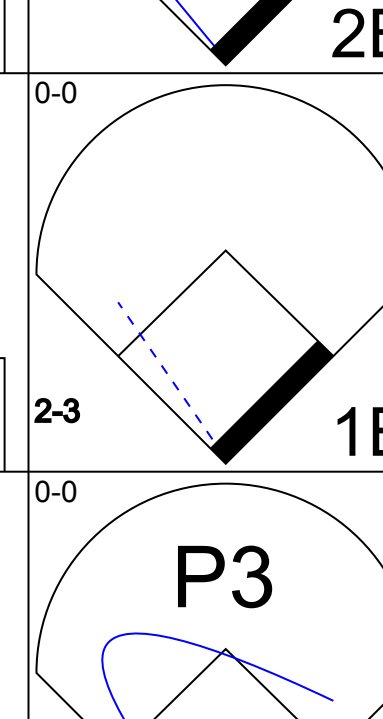
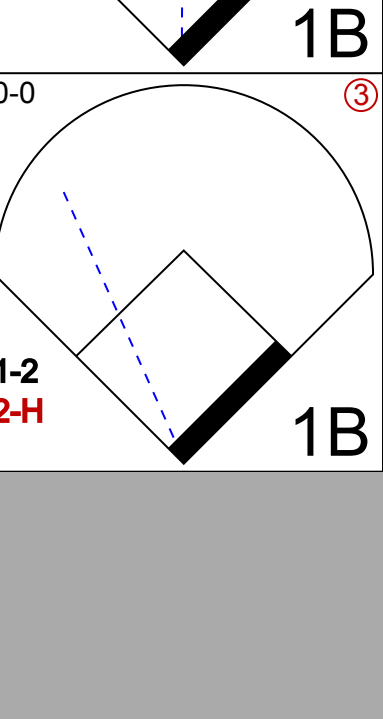
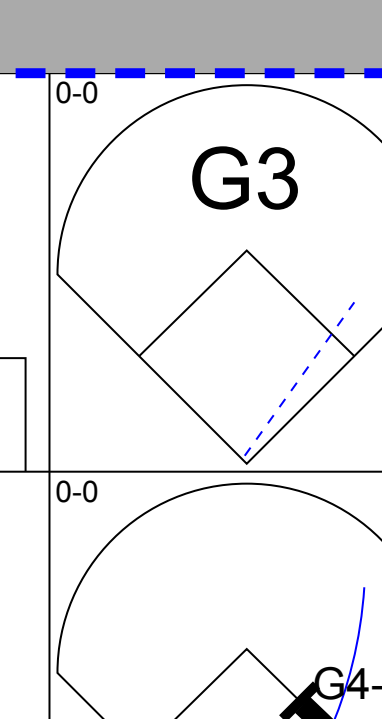
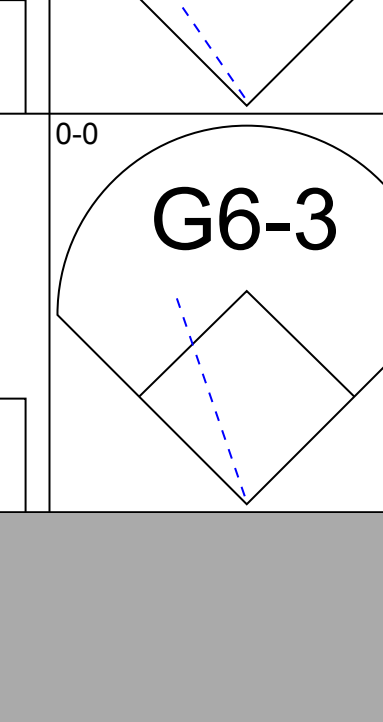
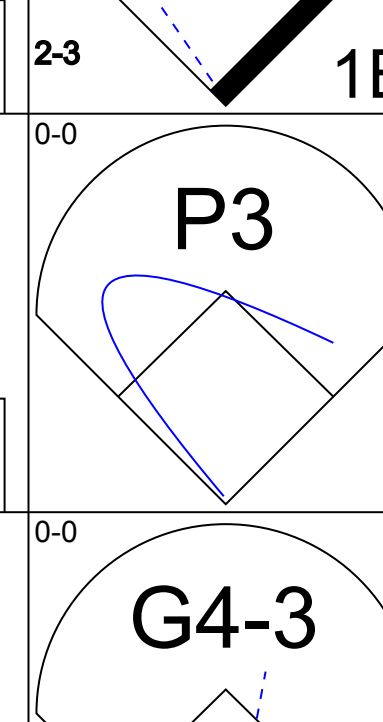
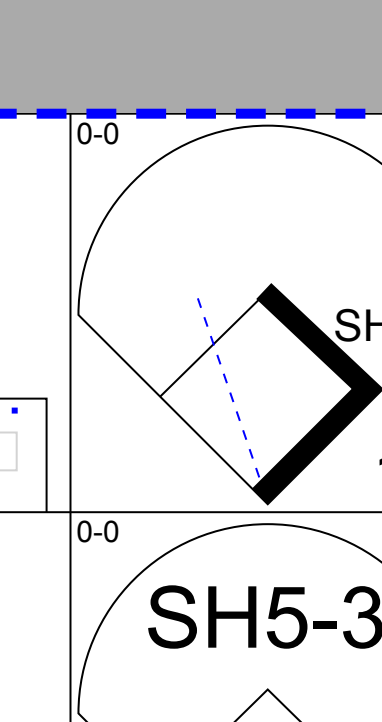
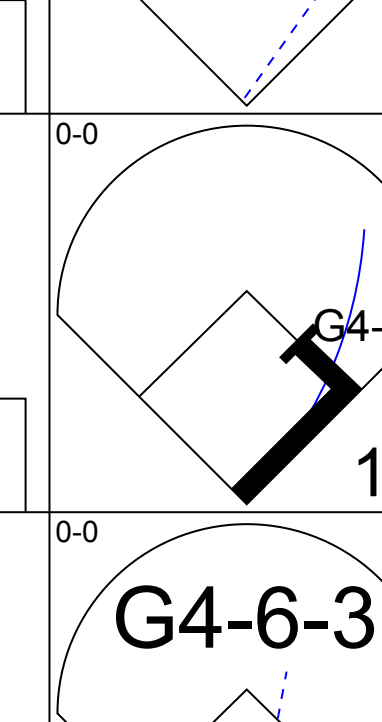
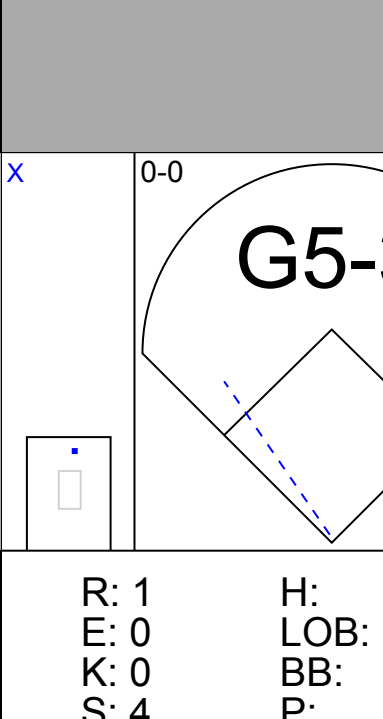
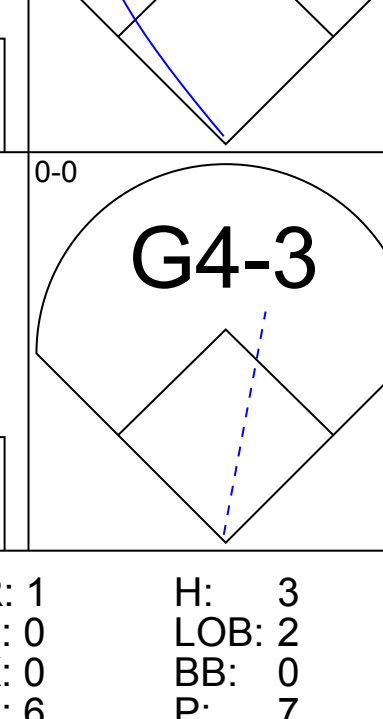
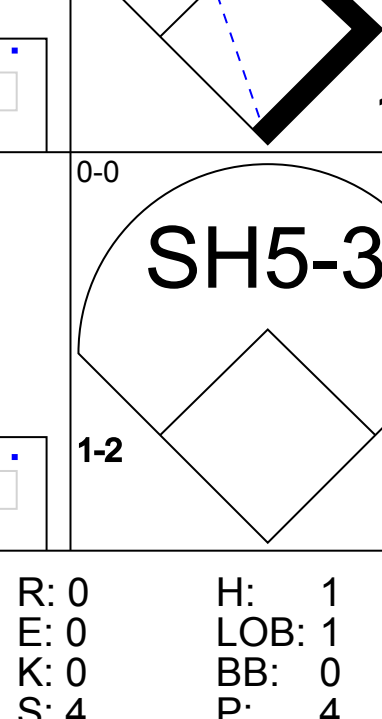
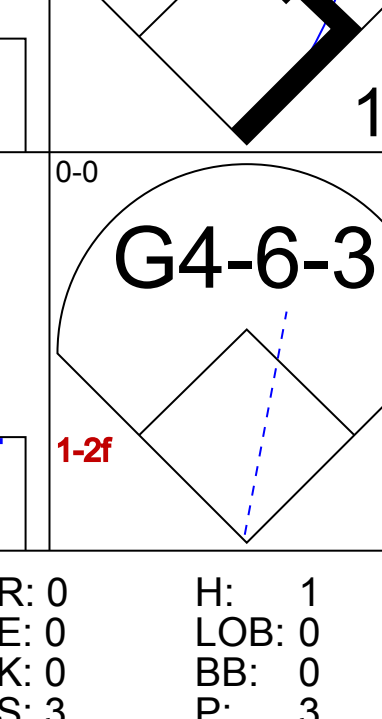
Batter	1	2	3	4	5	6	7	8	9	AB R H RBI BB SO LOB	BOTTOM																								
											Panama @ Washington Nationals Space Coast Stadium, Viera, FL Sat Mar 04 2006, 1:05 PM EST livebaseballscorecards.com																								
		AB 0 R 0 H 0 RBI 0 BB 0 SO 0 LOB 0																																	
																																			
Inning Stats										1B: 0 SF: 0 2B: 0 SAC: 0 3B: 0 DP: 0 HR: 0 HBP: 0	WP: 0 PA: 0 FB: 0 SB: 0 CS: 0																								
PITCHER	IP	WLS	BF	H	R	ER	SO	BB	IBB	HBP	BLK	WP	HR	S	P	ERA	WHIP	PITCHER	IP	WLS	BF	H	R	ER	SO	BB	IBB	HBP	BLK	WP	HR	S	P	ERA	WHIP

Batter	1	2	3	4	5	6	7	8	9	AB	R	H	RBI	BB	SO	LOB	TOP					
25 Marlon Byrd, R OBP: 0.400, SLG: 0.556 (1, 8)										5	1	1	0	0	2	3						
Jose Vidro, S OBP: 0.333, SLG: 0.333 Damian Jackson, R OBP: 0.500, SLG: 0.500 (6, 4)										3	0	1	0	0	0	0						
Ryan Church, L OBP: 0.444, SLG: 0.778 21 George Lombard, L OBP: 0.250, SLG: 0.250 (1, 9)										3	1	2	1	0	0	0						
24 Nick Johnson, L OBP: 0.200, SLG: 0.400 Matthew LeCroy, R OBP: 0.400, SLG: 0.400 Kory Casto, L (9, PR)										3	0	1	0	0	1	3						
11 Ryan Zimmerman, R OBP: 0.455, SLG: 0.800 (1, 5)										4	1	2	1	1	2	3						
Michael Tucker, L (1, 10)										2	0	0	0	0	0	3						
Daryle Ward, L OBP: 0.250, SLG: 0.375 (8, 10)										1	0	0	0	0	0	0						
27 Mike DiFelice, R OBP: 0.571, SLG: 0.571 Devin Ivany, R (8, 2)										4	0	2	1	0	0	1						
15 Cristian Guzman, S OBP: 0.400, SLG: 0.400 69 Josh Labandeira, R (6, PR)										3	0	1	1	0	0	1						
39 Kenny Kelly, R OBP: 0.286, SLG: 0.167 (1, 7)										3	0	0	0	1	0	3						
Inning Stats	R: 0 E: 0 K: 2 S: 8	H: 1 LOB: 1 BB: 0 P: 8	R: 0 E: 0 K: 0 S: 4	H: 1 LOB: 1 BB: 0 P: 4	R: 0 E: 0 K: 1 S: 5	H: 0 LOB: 0 BB: 0 P: 5	R: 0 E: 0 K: 0 S: 3	H: 1 LOB: 1 BB: 1 P: 7	R: 0 E: 0 K: 0 S: 3	H: 0 LOB: 0 BB: 0 P: 3	R: 3 E: 0 K: 1 S: 10	H: 5 LOB: 3 BB: 0 P: 11	R: 0 E: 0 K: 1 S: 7	H: 2 LOB: 1 BB: 0 P: 8	R: 1 E: 0 K: 0 S: 4	H: 2 LOB: 2 BB: 1 P: 9	R: 0 E: 0 K: 1 S: 6	H: 1 LOB: 1 BB: 0 P: 6	1B: 9 2B: 3 3B: 0 HR: 1	SF: 0 SAC: 0 DP: 2 HBP: 2	WP: 0 PB: 0 SB: 1 CS: 1	PA: 41
PITCHER	IP WLS BF H R ER SO BB IBB HBP BLK WP HR S P ERA WHIP																					
Aaron Helman, R ERA: (1, 1)	2.0 W 8 2 0 0 2 0 0 0 0 0 0 0 12 12 0.00 1.000																					
Brian Bannister, R ERA: (3, 1)	2.0 7 1 0 0 1 1 0 0 0 0 0 0 8 12 0.00 1.000																					
Chad Bradford, R ERA: 4.5 (5, 1)	1.0 4 1 1 1 0 0 0 0 0 0 0 0 4 4 9.00 1.000																					
60 Mike Venafo, L ERA: 18.0 (6, 1)	1.0 8 4 2 2 1 0 0 1 0 0 0 9 10 18.00 4.000																					
Anderson Garcia, R ERA: (7, 1)	1.0 H 4 2 0 0 1 0 0 0 0 0 0 7 8 0.00 2.000																					
PITCHER	IP WLS BF H R ER SO BB IBB HBP BLK WP HR S P ERA WHIP																					
95 Jeremy Hill, R ERA: 9.0 (8, 1)	1.0 H 6 2 1 1 0 1 0 0 1 0 0 0 6 6 9.00 3.000																					
Royce Ring, L ERA: (9, 1)	1.0 S 4 1 0 0 1 0 0 0 0 0 0 0 6 6 0.00 1.000																					

Washington Nationals @ New York Mets
Tradition Field, Port St. Lucie, FL
Sat Mar 04 2006, 1:10 PM EST
Att. 4,401 - Partly Cloudy - 72 F

AB 37
R 4
H 13
RBI 4
BB 2
SO 6
LOB 18



Batter	1	2	3	4	5	6	7	8	9	AB	R	H	RBI	BB	SO	LOB	BOTTOM			
1 Anderson Hernandez, S OBP: 0.714, SLG: 0.714 (1, 6)										4	3	3	0	0	0	1				
22 Jose Valentin, S OBP: 0.600, SLG: 0.750 64 Julio Ramirez, R (8, 8)										2	1	2	2	0	0	0				
5 David Wright, R Chris Basak, R (1, 5)										3	0	0	0	0	0	3				
Cliff Floyd, L OBP: 0.571, SLG: 0.600 (1, 10)										3	0	2	1	1	0	0				
Xavier Nady, R OBP: 0.700, SLG: 1.000 44 Lastings Milledge, R OBP: 0.250, SLG: 0.500 (1, 7)										3	1	1	1	0	1	2				
Victor Diaz, R OBP: 0.394, SLG: 0.545 26 Tike Redman, L OBP: 0.444, SLG: 0.750 (1, 9)										4	0	2	1	0	1	1				
11 Ramon Castro, R OBP: 0.500, SLG: 0.667 74 Bobby Estalella, R (7, 2)										3	0	2	0	0	0	0				
63 Juan Tejeda, R OBP: 0.429, SLG: 0.429 (1, 3)										4	0	2	0	0	0	2				
Kazuo Matsui, S Jeff Keppinger, R (1, 4)										2	0	0	0	0	0	2				
Inning Stats	R: 1 E: 0 K: 1 S: 7	H: 2 LOB: 1 BB: 0 P: 7	R: 0 E: 0 K: 0 S: 3	H: 0 LOB: 0 BB: 0 P: 3	R: 1 E: 0 K: 0 S: 4	H: 2 LOB: 0 BB: 0 P: 5	R: 1 E: 0 K: 0 S: 6	H: 3 LOB: 2 BB: 0 P: 7	R: 2 E: 0 K: 0 S: 6	H: 4 LOB: 2 BB: 1 P: 10	R: 0 E: 0 K: 0 S: 4	H: 1 LOB: 1 BB: 0 P: 4	R: 0 E: 0 K: 1 S: 6	H: 1 LOB: 1 BB: 0 P: 6	R: 0 E: 0 K: 0 S: 3	H: 1 LOB: 0 BB: 0 P: 3	1B: 11 2B: 3 3B: 0 HR: 0	SF: 0 SAC: 2 DP: 2 HBP: 0	WP: 0 PB: 0 SB: 1 CS: 0	PA: 36
PITCHER	IP WLS BF H R ER SO BB IBB HBP BLK WP HR S P ERA WHIP																			
40 Billy Traber, L ERA: 3.0 (1, 1)	3.0 L 12 4 2 1 1 0 0 0 0 0 0 0 14 15 3.00 1.333																			
38 Kevin Gryboski, R ERA: 4.5 (4, 1)	1.0 6 3 1 1 0 0 0 0 0 0 0 6 7 9.00 3.000																			
55 Joe Horgan, L ERA: 18.0 (5, 1)	1.0 7 4 2 2 0 1 0 0 0 0 0 6 10 18.00 5.000																			
52 Saul Rivera, R ERA: (6, 1)	2.0 8 2 0 0 1 0 0 0 0 0 0 10 10 0.00 1.000																			
37 Travis Hughes, R ERA: 18.0 (8, 1)	1.0 3 1 0 0 0 0 0 0 0 0 0 3 3 0.00 1.000																			

Washington Nationals @ New York Mets
Tradition Field, Port St. Lucie, FL
Sat Mar 04 2006, 1:10 PM EST
Att. 4,401 - Partly Cloudy - 72 F

AB 33
R 5
H 14
RBI 5
BB 1
SO 2
LOB 14




Batter	1	2	3	4	5	6	7	8	9	AB	R	H	RBI	BB	SO	LOB	TOP			
David Newhan, L (1,8) 79 Esix Sneed, S (7,8) OBP: 0.444, SLG: 0.750 OBP: 0.500, SLG: 1.000										3	1	1	1	0	0	0	Baltimore Orioles @ Washington Nationals Space Coast Stadium, Viera, FL Sun Mar 05 2006, 1:05 PM EST Att. 4,363 - Partly Cloudy - 82 F			
16 Ed Rogers, R (1,6) 12 Brandon Fahey, L (7,6)										3	0	0	0	0	1	0				
6 Melvin Mora, R (1,5) Fernando Tatis, R (6,5)										3	0	0	0	0	1	0				
31 Jay Gibbons, L (1,9) Desti Relaford, S (7,9)										3	0	0	0	0	2	0				
21 Nick Markakis, L (1,7) 69 Napoleon Calzado, R (7,7) OBP: 0.889, SLG: 1.400 OBP: 0.400, SLG: 0.900										2	2	2	1	1	0	0				
58 Alejandro Freire, R (1,10) 93 Andy Tracy, L (7,PH) OBP: 0.500, SLG: 0.400 OBP: 1.000, SLG: 4.000										2	0	0	0	0	1	1				
43 Keith Reed, R (9,PH) OBP: 0.250, SLG: 0.250										1	0	0	0	0	0	1				
Val Majewski, L (1,3) 66 Leo Daigle, R (7,3)										3	0	0	0	0	1	0				
12 Luis Lopez, S (1,4) 59 Eddy Garabito, S (7,PH) OBP: 0.400, SLG: 0.250 OBP: 0.400, SLG: 0.400										2	0	0	0	0	1	0				
74 Brandon Marsters, R (1,2) 83 Brian Bock, R (7,2) OBP: 0.333, SLG: 0.667 OBP: 0.500, SLG: 0.500										2	0	0	0	0	0	0				
Inning Stats	R: 1 E: 0 K: 1 S: 6	H: 1 LOB: 0 BB: 0 P: 6	R: 0 E: 0 K: 0 S: 4	H: 0 LOB: 0 BB: 0 P: 4	R: 0 E: 0 K: 0 S: 3	H: 0 LOB: 1 BB: 0 P: 3	R: 0 E: 0 K: 2 S: 7	H: 0 LOB: 0 BB: 0 P: 11	R: 0 E: 0 K: 1 S: 5	H: 0 LOB: 0 BB: 0 P: 7	R: 2 E: 0 K: 1 S: 7	H: 2 LOB: 0 BB: 0 P: 7	R: 0 E: 0 K: 0 S: 3	H: 1 LOB: 1 BB: 0 P: 4	R: 2 E: 0 K: 1 S: 7	H: 2 LOB: 2 BB: 2 P: 15	1B: 3 2B: 1 3B: 0 HR: 3	SF: 0 SAC: 0 DP: 1 HBP: 1	WP: 0 PB: 0 SB: 0 CS: 0	PA: 37
PITCHER	IP WLS BF H R ER SO BB IBB HBP BLK WP HR S P ERA WHIP																			
Jon Rauch, R (1,1) ERA: 6.0	3.0	11	2	2	2	1	0	0	0	0	0	2	13	13	6.00	0.667				
54 Steve Watkins, R (4,1) ERA: 1.8	3.0	W	10	0	0	0	1	0	0	0	0	0	19	23	0.00	0.333				
65 Anastacio Martinez, R (7,1) ERA: 4.5	2.0		9	3	2	2	1	0	0	1	0	0	1	10	11	9.00	1.500			
59 Jim Crowell, L (9,1) ERA: 9.0	1.0		7	2	2	2	1	2	0	0	0	0	0	7	15	18.00	4.000			

Batter	1	2	3	4	5	6	7	8	9	AB	R	H	RBI	BB	SO	LOB	BOTTOM			
Brandon Watson, L (1,8) Tyrell Godwin, L (7,8) OBP: 0.600, SLG: 0.556 OBP: 0.500, SLG: 1.500										4	0	1	0	0	1	0	Baltimore Orioles @ Washington Nationals Space Coast Stadium, Viera, FL Sun Mar 05 2006, 1:05 PM EST Att. 4,363 - Partly Cloudy - 82 F			
Jose Vidro, S (1,4) Damian Jackson, R (5,4) OBP: 0.400, SLG: 0.400 OBP: 0.400, SLG: 0.250										2	1	1	0	0	1	0				
24 Nick Johnson, L (1,3) Larry Broadway, L (5,3)										2	0	1	0	0	0	0				
11 Ryan Zimmerman, R (1,5) Brendan Harris, R (7,5)									3	1	2	2	0	0	0	0				
Ryan Church, L (1,9) 39 Kenny Kelly, R (6,PR) OBP: 0.500, SLG: 0.700 OBP: 0.222, SLG: 0.125									1	0	0	0	2	0	0	0				
Royce Clayton, R (1,6) 76 Ian Desmond, R (9,6)									3	2	1	1	1	1	3	0				
Marlon Anderson, L (1,10) Bernie Castro, S (8,PR) ERA: 9.0										4	1	2	2	0	0	2				
Matthew LeCroy, R (1,2) 7 Wiki Gonzalez, R (7,2)										3	1	1	1	0	0	2				
25 Marlon Byrd, R (1,7) Michael Tucker, L (7,9) OBP: 0.385, SLG: 0.500 OBP: 0.500, SLG: 0.333										3	0	1	1	0	1	0				
Inning Stats	R: 1 E: 0 K: 1 S: 7	H: 3 LOB: 2 BB: 1 P: 11	R: 1 E: 0 K: 1 S: 6	H: 1 LOB: 0 BB: 0 P: 6	R: 0 E: 0 K: 1 S: 5	H: 0 LOB: 0 BB: 0 P: 5	R: 2 E: 0 K: 0 S: 5	H: 1 LOB: 0 BB: 1 P: 9	R: 0 E: 0 K: 0 S: 3	H: 0 LOB: 0 BB: 0 P: 3	R: 3 E: 0 K: 0 S: 7	H: 4 LOB: 2 BB: 1 P: 12	R: 0 E: 0 K: 1 S: 5	H: 0 LOB: 0 BB: 0 P: 5	R: 3 E: 0 K: 2 S: 10	H: 3 LOB: 3 BB: 3 P: 22		1B: 7 2B: 2 3B: 1 HR: 3	SF: 0 SAC: 0 DP: 1 HBP: 0	WP: 1 PB: 0 SB: 1 CS: 0
PITCHER	IP WLS BF H R ER SO BB IBB HBP BLK WP HR S P ERA WHIP																			
34 Kris Benson, R (1,1) ERA: 9.0	2.0	L	8	1	2	2	1	1	0	0	0	0	0	1	10	14	9.00	1.000		
Cory Morris, R (3,1) ERA: 9.0	1.0		3	0	0	0	0	0	0	0	0	0	0	3	3	0.00	0.000			
Franklyn Gracesqui, L (6,1) Ricky Bottalico, R (7,1) ERA: 27.0	1.0		8	4	3	3	0	1	0	0	0	1	1	7	12	27.00	5.000			
40 Tim Byrdak, L (7,1) ERA:	1.0		3	0	0	0	1	0	0	0	0	0	0	5	5	0.00	0.000			

AB 33
R 6
H 7
RBI 6
BB 3
SO 8
LOB 7



AB 35
R 10
H 12
RBI 10
BB 6
SO 6
LOB 15



Batter	1	2	3	4	5	6	7	8	9	AB	R	H	RBI	BB	SO	LOB	TOP			
Brandon Watson, L OBP: 0.500, SLG: 0.538										4	1	1	0	0	0	1	Washington Nationals @ Houston Astros Osceola County Stadium, Kissimmee, FL Mon Mar 06 2006, 1:05 PM EST Att: 2,583 - Sunny - 70 F			
Jose Vidro, S OBP: 0.286, SLG: 0.286 Kory Casto, L (5, 4)										2	0	0	0	0	0	2				
24 Nick Johnson, L OBP: 0.222, SLG: 0.333 Daryle Ward, L OBP: 0.200, SLG: 0.333										2	0	0	0	0	0	2				
11 Ryan Zimmerman, R (1, 5) OBP: 0.444, SLG: 0.813										3	0	0	0	1	1	0				
Ryan Church, L OBP: 0.429, SLG: 0.583 Douglas Vroman, R (5, 9)										2	0	0	0	0	0	2				
Royce Clayton, R OBP: 0.187, SLG: 0.182 76 Ian Desmond, R (7, 6)										3	0	0	0	0	2	0				
Michael Tucker, L OBP: 0.200, SLG: 0.200 39 Kenny Kelly, R OBP: 0.200, SLG: 0.111										2	0	0	0	1	1	0				
7 Wiki Gonzalez, R OBP: 0.750, SLG: 0.667 67 Erick San Pedro, R (7, 2)										3	0	2	0	0	0	0				
Tyrell Godwin, L OBP: 0.200, SLG: 0.600										3	0	0	0	0	0	3				
Inning Stats	R: 0 E: 1 K: 0 S: 4	H: 0 LOB: 2 BB: 1 P: 9	R: 0 E: 0 K: 0 S: 3	H: 0 LOB: 0 BB: 0 P: 3	R: 0 E: 1 K: 0 S: 5	H: 0 LOB: 1 BB: 0 P: 5	R: 0 E: 0 K: 2 S: 7	H: 0 LOB: 0 BB: 0 P: 7	R: 0 E: 0 K: 1 S: 5	H: 1 LOB: 0 BB: 0 P: 5	R: 1 E: 0 K: 0 S: 4	H: 1 LOB: 0 BB: 0 P: 4	R: 0 E: 0 K: 1 S: 6	H: 1 LOB: 2 BB: 1 P: 10	R: 0 E: 0 K: 0 S: 3	H: 0 LOB: 1 BB: 1 P: 7		1B: 2 2B: 1 3B: 0 HR: 0	SF: 1 SAC: 0 DP: 1 HBP: 0	WP: 1 PB: 1 SB: 1 CS: 0
PITCHER	IP WLS BF H R ER SO BB IBB HBP BLK WP HR S P ERA WHIP																			
41 Brandan Backe, R ERA: 4.5	3.0 W 12 0 0 0 0 1 0 0 0 0 1 0 0 7 7 0.00 0.333																			
Trever Miller, L ERA: 13.5	4.1 1.0 3 0 0 0 2 0 0 0 0 0 0 0 7 7 0.00 0.000																			
Chad Qualls, R ERA: 6.0	5.1 1.0 3 1 0 0 1 0 0 0 0 0 0 0 5 5 0.00 1.000																			
68 Mitch Talbot, R ERA: 6.0	6.1 2.0 9 2 1 1 1 1 0 0 0 0 0 0 10 14 4.50 1.500																			
84 Chad Reineke, R ERA: 6.0	8.1 1.0 3 0 0 0 0 0 0 0 0 0 0 0 3 3 0.00 0.000																			

Batter	1	2	3	4	5	6	7	8	9	AB	R	H	RBI	BB	SO	LOB	BOTTOM			
Craig Biggio, R OBP: 0.625, SLG: 0.875 Brooks Conrad, S (4, PH)										3	1	2	2	0	0	0	Washington Nationals @ Houston Astros Osceola County Stadium, Kissimmee, FL Mon Mar 06 2006, 1:05 PM EST Att: 2,583 - Sunny - 70 F			
5 Jeff Banwell, R OBP: 0.344, SLG: 0.286 Raul Chavez, R OBP: 0.500, SLG: 0.500										1	1	0	0	2	0	0				
17 Lance Berkman, S OBP: 0.333, SLG: 0.333 56 Hector Gimenez, S OBP: 0.333, SLG: 0.333										3	1	1	1	0	0	3				
Morgan Ensberg, R OBP: 0.556, SLG: 0.833 65 Brian Gordon, L (6, 7)										2	2	1	0	2	1	0				
Preston Wilson, R OBP: 1.000, SLG: 1.500 Josh Anderson, L OBP: 0.143, SLG: 0.143										2	1	2	1	1	0	0				
16 Jason Lane, R OBP: 0.583, SLG: 1.182 4 Eric Bruntlett, R OBP: 0.133, SLG: 0.357										3	1	2	3	0	0	3				
Brad Ausmus, R OBP: 0.400, SLG: 0.250 59 J.R. House, R OBP: 0.400, SLG: 0.375										2	0	0	1	1	0	4				
28 Adam Everett, R OBP: 0.300, SLG: 0.400 13 Eric Munson, L OBP: 0.462, SLG: 0.833										3	1	0	1	0	0	6				
Orlando Palmeiro, L OBP: 0.333, SLG: 0.143 Charlton Jimerson, R OBP: 0.308, SLG: 0.364										2	0	0	0	0	1	1				
Inning Stats	R: 6 E: 1 K: 0 S: 8	H: 4 LOB: 3 BB: 4 P: 24	R: 0 E: 0 K: 1 S: 6	H: 1 LOB: 2 BB: 1 P: 10	R: 0 E: 0 K: 1 S: 5	H: 0 LOB: 0 BB: 0 P: 5	R: 3 E: 0 K: 1 S: 9	H: 4 LOB: 2 BB: 1 P: 14	R: 0 E: 0 K: 0 S: 3	H: 0 LOB: 1 BB: 1 P: 7	R: 2 E: 0 K: 0 S: 5	H: 2 LOB: 0 BB: 0 P: 5	R: 0 E: 0 K: 2 S: 8	H: 1 LOB: 1 BB: 0 P: 8	R: 0 E: 0 K: 1 S: 6	H: 1 LOB: 1 BB: 0 P: 6		1B: 8 2B: 2 3B: 1 HR: 2	SF: 1 SAC: 0 DP: 0 HBP: 0	WP: 1 PB: 0 SB: 0 CS: 0
PITCHER	IP WLS BF H R ER SO BB IBB HBP BLK WP HR S P ERA WHIP																			
62 Mike Bacsik, L ERA: 12.0	0.2 L 10 4 0 0 0 3 0 0 0 0 0 0 0 7 19 40.50 10.500																			
Mike Stanton, L ERA: 12.0	1.1 7 1 0 0 0 1 2 0 0 0 0 0 0 7 15 0.00 2.250																			
Valerio De Los Santos, L ERA: 6.75	2.0 11 4 3 3 2 1 0 0 0 0 1 1 14 19 13.50 2.500																			
Santiago Ramirez, R ERA: 6.75	3.0 13 3 2 2 2 1 0 0 0 0 0 0 1 16 20 6.00 1.333																			
57 Jason Bergmann, R ERA: 6.75	8.1 4 1 0 0 0 1 0 0 0 0 0 0 0 6 6 0.00 1.000																			

AB	30
R	1
H	3
RBI	1
BB	3
SO	4
LOB	12



AB	37
R	11
H	13
RBI	11
BB	7
SO	6
LOB	24



Batter	1	2	3	4	5	6	7	8	9	AB	R	H	RBI	BB	SO	LOB	TOP										
25 Marlon Byrd, R OBP: 0.353, SLG: 0.400	F7			K		15 SH1-3 HBP		K		3	0	0	0	0	2	0	Washington Nationals @ Los Angeles Dodgers Holman Stadium, Vero Beach, FL Mon Mar 06 2006, 1:05 PM EST Att: 2,475 - Sunny - 80 F										
15 Cristian Guzman, S OBP: 0.286, SLG: 0.286 69 Josh Labandeira, R (6, 6)	G4-3			G3		SH1-3		K		2	0	0	0	0	0	0											
17 Ruben Mateo, R OBP: 0.500, SLG: 0.500 74 Cristian Guerrero, R (4, 9)	L4			1B		G5-3		G1-3		2	0	1	0	0	0	0											
Larry Broadway, L (1, 3)		CS BB		G4-3		K		F9		3	0	0	0	1	1	2											
Brendan Harris, R (1, 5)		1-2				P5		G6-3		3	0	0	0	0	1	1											
Marlon Anderson, L OBP: 0.357, SLG: 0.615 Bernie Castro, S (7, 4)								F9		3	0	1	0	0	0	0											
Frank Diaz, R (1, 10)								G3		2	0	0	0	0	0	0											
21 George Lombard, L OBP: 0.167, SLG: 0.167 16 Mike Vento, R (7, 7)								K		2	0	0	0	0	0	2											
27 Mike DiFelice, R OBP: 0.400, SLG: 0.400 10 Brandon Harper, R (8, 2)								G5-3		3	0	0	0	0	1	2											
										0	0	0	0	0	0	0											
Inning Stats	R: 0 E: 0 K: 0 S: 3	H: 0 LOB: 0 BB: 0 P: 3	R: 0 E: 0 K: 1 S: 4	H: 0 LOB: 0 BB: 1 P: 8	R: 0 E: 0 K: 1 S: 5	H: 0 LOB: 0 BB: 0 P: 5	R: 0 E: 0 K: 1 S: 6	H: 1 LOB: 1 BB: 0 P: 6	R: 0 E: 0 K: 0 S: 4	H: 1 LOB: 2 BB: 0 P: 5	R: 0 E: 0 K: 0 S: 5	H: 0 LOB: 1 BB: 0 P: 6	R: 0 E: 0 K: 0 S: 3	H: 0 LOB: 0 BB: 0 P: 3	R: 0 E: 0 K: 2 S: 7	H: 0 LOB: 0 BB: 0 P: 7	R: 0 E: 0 K: 1 S: 5	H: 0 LOB: 0 BB: 0 P: 5	1B: 1 2B: 1 3B: 0 HR: 0	SF: 0 SAC: 1 DP: 0 HBP: 2	WP: 0 PB: 0 SB: 0 CS: 1	PA: 31					
PITCHER	IP	WLS	BF	H	R	ER	SO	BB	IBB	HBP	BLK	WP	HR	S	P	ERA	WHIP										
31 Brad Penny, R (1, 1)	3.0	9	0	0	0	0	2	1	0	0	0	0	0	12	16	0.00	0.333										
51 Jonathan Broxton, R (4, 1)	1.0	4	1	0	0	1	0	0	0	0	0	0	0	6	6	0.00	1.000										
Franqueis Osoria, R (5, 1)	2.0	9	1	0	0	1	0	0	0	2	0	0	0	9	11	0.00	0.500										
Joe Beimel, L (7, 1)	1.0	3	0	0	0	0	0	0	0	0	0	0	0	3	3	0.00	0.000										
44 Takashi Saito, R (8, 1)	2.0	6	0	0	0	0	3	0	0	0	0	0	0	12	12	0.00	0.000										

Batter	1	2	3	4	5	6	7	8	9	AB	R	H	RBI	BB	SO	LOB	BOTTOM										
Kenny Lofton, L OBP: 0.125, SLG: 0.125 17 Jason Repko, R OBP: 0.700, SLG: 0.750	F8				G4-3			WP 49 1B		3	0	0	0	0	1	1	Washington Nationals @ Los Angeles Dodgers Holman Stadium, Vero Beach, FL Mon Mar 06 2006, 1:05 PM EST Att: 2,475 - Sunny - 80 F										
49 Delwyn Young, S OBP: 0.182, SLG: 0.182	K				G1-3			WP 1B		4	0	1	0	0	1	0											
J.D. Drew, L OBP: 0.600, SLG: 0.333 Joel Guzman, R OBP: 0.364, SLG: 0.400	G4-3				E 5 1B BB			G3-1		2	0	0	0	1	0	0											
5 Nomar Garciaparra, R OBP: 0.182, SLG: 0.100 7 James Loney, L OBP: 0.500, SLG: 0.667 88 Justin Ruggiano, R (9, PR)		P4			16 FC4-6 1B			K		3	0	1	0	0	1	0											
16 Andre Ethier, L OBP: 0.308, SLG: 0.545		G1-3			1-2 2-3 E			F8		4	0	0	0	0	0	3											
Andy LaRoche, R OBP: 0.308, SLG: 0.500		F7			4-1 SAFE BB			G1-3		3	0	0	0	1	0	1											
Willy Aybar, S OBP: 0.286, SLG: 0.091					F7			G3		3	0	1	0	1	0	3											
55 Russell Martin, R OBP: 0.375, SLG: 0.375 16 Pat Borders, R OBP: 0.400, SLG: 0.250					74 F9 55 BLK 1B					3	0	1	0	1	0	3											
74 Tony Abreu, S OBP: 0.333, SLG: 0.250					K			G5-3		2	0	1	0	0	0	0											
					F9			G3-1		3	0	0	0	0	0	2											
										2	0	1	0	0	0	0											
Inning Stats	R: 0 E: 0 K: 1 S: 5	H: 0 LOB: 0 BB: 0 P: 5	R: 0 E: 0 K: 0 S: 3	H: 0 LOB: 0 BB: 0 P: 3	R: 0 E: 0 K: 2 S: 8	H: 1 LOB: 1 BB: 0 P: 8	R: 0 E: 1 K: 0 S: 5	H: 1 LOB: 3 BB: 2 P: 13	R: 0 E: 0 K: 0 S: 3	H: 1 LOB: 0 BB: 0 P: 3	R: 0 E: 0 K: 1 S: 5	H: 0 LOB: 0 BB: 0 P: 5	R: 0 E: 0 K: 0 S: 3	H: 0 LOB: 0 BB: 0 P: 3	R: 0 E: 0 K: 0 S: 5	H: 2 LOB: 2 BB: 0 P: 6	R: 0 E: 0 K: 0 S: 4	H: 2 LOB: 3 BB: 1 P: 8	1B: 6 2B: 1 3B: 0 HR: 0	SF: 0 SAC: 0 DP: 1 HBP: 0	WP: 1 PB: 0 SB: 0 CS: 0	PA: 35					
PITCHER	IP	WLS	BF	H	R	ER	SO	BB	IBB	HBP	BLK	WP	HR	S	P	ERA	WHIP										
22 John Patterson, R (1, 1)	3.0	10	1	0	0	0	0	2	0	0	0	0	0	8	16	0.00	2.000										
38 Kevin Gryboski, R (4, 1)	2.0	9	2	0	0	0	0	0	0	0	0	0	0	5	5	0.00	0.000										
Bill Bray, L (6, 1)	1.0	3	0	0	0	1	0	0	0	0	0	0	0	8	9	0.00	1.000										
52 Saul Rivera, R (7, 1)	2.0	8	2	0	0	0	0	0	0	0	0	1	0	8	9	0.00	1.000										
37 Travis Hughes, R (9, 1)	1.0	5	2	0	0	0	0	1	0	0	0	0	0	4	8	0.00	3.000										

AB	27
R	0
H	2
RBI	0
BB	1
SO	7
LOB	8



Batter	1	2	3	4	5	6	7	8	9	10	AB	R	H	RBI	BB	SO	LOB	TOP
22 David Eckstein, R OBP: 0.333, SLG: 0.308 7 Hector Luna, R OBP: 0.353, SLG: 0.214 (6, PR) (6, 6)											3	0	1	0	0	0	0	
16 Chris Duncan, L OBP: 0.320, SLG: 0.625 (1, 3)											4	3	2	1	1	0	1	
So Taguchi, R OBP: 0.300, SLG: 0.316 55 Skip Schumaker, L OBP: 0.313, SLG: 0.267 (1, 8) (8, 8)											4	1	2	0	0	1	3	
Larry Bigbie, L OBP: 0.300, SLG: 0.400 John Gall, R OBP: 0.368, SLG: 0.412 (1, 7) (8, PH) (8, 7)											3	0	0	0	0	2	4	
47 Brian Daubach, L OBP: 0.467, SLG: 0.833 80 Gabe Johnson, R (8, PH) (8, 10)											2	1	1	3	1	1	0	
70 Prentice Redman, R OBP: 0.125, SLG: 0.143 Reid Gorecki, R OBP: 0.750, SLG: 0.667 (1, 9) (6, 9)											3	0	0	0	0	1	3	
3 Junior Spivey, R OBP: 0.211, SLG: 0.063 (1, 4)											5	0	1	2	0	0	0	
Deivi Cruz, R (1, 5)											5	0	0	0	0	0	3	
Gary Bennett, R OBP: 0.250, SLG: 0.333 Michel Hernandez, R OBP: 0.333, SLG: 0.250 (1, 2) (7, 2)											3	0	0	0	0	1	0	
Inning Stats	R: 3 E: 0 K: 1 S: 8	H: 3 LOB: 0 BB: 0 P: 8	R: 0 E: 0 K: 0 S: 3	H: 0 LOB: 0 BB: 0 P: 3	R: 0 E: 0 K: 1 S: 5	H: 0 LOB: 0 BB: 0 P: 5	R: 0 E: 0 K: 1 S: 5	H: 1 LOB: 3 BB: 1 P: 13	R: 0 E: 0 K: 1 S: 5	H: 0 LOB: 0 BB: 0 P: 6	R: 0 E: 1 K: 0 S: 3	H: 0 LOB: 0 BB: 0 P: 3	R: 3 E: 1 K: 1 S: 7	H: 2 LOB: 2 BB: 3 P: 19	1B: 8 2B: 0 3B: 0 HR: 2	SF: 0 SAC: 0 DP: 1 HBP: 0	WP: 0 PA: 44	
PITCHER	IP WLS BF H R ER SO BB IBB HBP BLK WP HR S P ERA WHIP	4.0 1.0 2.0 2.0 0.2	3 0 9 4 1	3 0 1 1 3	3 0 0 0 3	3 0 0 0 0	3 0 0 0 0	21 3 21 18 17	6.75 0.00 0.00 4.50 40.50	0.750 0.000 1.000 2.000 6.000	PITCHER	IP WLS BF H R ER SO BB IBB HBP BLK WP HR S P ERA WHIP	0.1 2 2 1 0 0 0 0 0 0 0 0 0 2 2	0 2 0 0 0	0 0 0 0 0	0 0 0 0 0	0.00 3.000	

St. Louis Cardinals @ Washington Nationals
Space Coast Stadium, Viera, FL
Wed Mar 08 2006, 1:05 PM EST
Att: 3,577 - Sunny - 72 F

AB 40
R 7
H 10
RBI 6
BB 4
SO 7
LOB 18

Batter	1	2	3	4	5	6	7	8	9	10	AB	R	H	RBI	BB	SO	LOB	BOTTOM
25 Marlon Byrd, R OBP: 0.364, SLG: 0.368 (1, 8)											4	0	1	2	1	0	2	
Jose Vidro, S OBP: 0.333, SLG: 0.333 69 Josh Labandeira, R (S, PH) (6, 4)											2	0	1	0	0	0	0	
Michael Tucker, L OBP: 0.300, SLG: 0.125 Kory Casto, L (9, PH) (10, 4)											2	0	0	0	0	1	3	
Ryan Church, L OBP: 0.429, SLG: 0.471 (1, 9)											3	0	1	0	2	0	1	
24 Nick Johnson, L OBP: 0.250, SLG: 0.250 Matthew LeCroy, R OBP: 0.250, SLG: 0.500 (1, 3) (7, 3)											3	0	0	0	0	1	2	
11 Ryan Zimmerman, R OBP: 0.345, SLG: 0.619 (1, 5)											5	0	0	0	0	3	2	
Marlon Anderson, L OBP: 0.304, SLG: 0.429 (1, 10)											4	1	0	0	1	0	1	
15 Cristian Guzman, S OBP: 0.250, SLG: 0.250 Royce Clayton, R OBP: 0.294, SLG: 0.214 76 Ian Desmond, R OBP: 0.400, SLG: 0.250 (1, 6) (4, 6) (10, 6)											1	0	0	0	0	0	0	
27 Mike DiFelice, R OBP: 0.385, SLG: 0.333 10 Brandon Harper, R OBP: 0.500, SLG: 0.500 (1, 2) (8, 2)											2	0	0	0	1	0	1	
Tyrell Godwin, L OBP: 0.444, SLG: 0.778 (1, 7)											4	1	3	2	0	0	1	
Inning Stats	R: 0 E: 0 K: 0 S: 3	H: 0 LOB: 0 BB: 0 P: 3	R: 0 E: 0 K: 2 S: 7	H: 0 LOB: 0 BB: 0 P: 7	R: 0 E: 0 K: 0 S: 4	H: 1 LOB: 1 BB: 0 P: 4	R: 0 E: 0 K: 1 S: 6	H: 1 LOB: 1 BB: 2 P: 9	R: 0 E: 0 K: 0 S: 4	H: 1 LOB: 1 BB: 0 P: 4	R: 0 E: 0 K: 0 S: 2	H: 0 LOB: 0 BB: 1 P: 6	R: 4 E: 0 K: 0 S: 7	H: 4 LOB: 2 BB: 2 P: 16	1B: 7 2B: 1 3B: 0 HR: 0	SF: 0 SAC: 0 DP: 1 HBP: 0	WP: 0 PA: 43	
PITCHER	IP WLS BF H R ER SO BB IBB HBP BLK WP HR S P ERA WHIP	4.0 1.0 1.0 2.0 0.1	2 1 4 4 2	0 0 0 0 0	0 1 0 0 0	3 14 9 10 11	0.00 0.000 0.000 1.000 108.00	0.500 3.000 1.000 1.000 12.000	PITCHER	IP WLS BF H R ER SO BB IBB HBP BLK WP HR S P ERA WHIP	0.1 2 2 1 0 0 0 0 0 0 0 0 0 7 8	0 0 0 0 0	0 0 0 0 0	0 0 0 0 0	0.00 1.200			

St. Louis Cardinals @ Washington Nationals
Space Coast Stadium, Viera, FL
Wed Mar 08 2006, 1:05 PM EST
Att: 3,577 - Sunny - 72 F

AB 37
R 4
H 8
RBI 4
BB 6
SO 5
LOB 17

Batter	1	2	3	4	5	6	7	8	9	AB	R	H	RBI	BB	SO	LOB	TOP					
21 George Lombard, L OBP: 0.357, SLG: 0.462										4	1	2	0	1	0	4	Washington Nationals @ Cleveland Indians Chain of Lakes Park, Winter Haven, FL Thu Mar 09 2006, 1:05 PM EST Att: 3,666 - Partly Cloudy - 75 F					
Damian Jackson, R OBP: 0.385, SLG: 0.273										5	1	2	2	0	1	3						
Daryle Ward, L OBP: 0.200, SLG: 0.389										5	0	0	0	0	1	7						
Frank Diaz, R OBP: 0.357, SLG: 0.462										4	0	0	0	0	0	2						
Marlon Anderson, L OBP: 0.333, SLG: 0.560										4	2	2	1	0	1	1						
Royce Clayton, R OBP: 0.300, SLG: 0.235 Bernie Castro, S										3	0	1	0	0	1	1						
Brendan Harris, R OBP: 0.286, SLG: 0.300										4	0	2	1	0	1	1						
74 Cristian Guerrero, R OBP: 0.333, SLG: 0.333										4	1	2	0	0	0	1						
27 Mike DiFelice, R OBP: 0.438, SLG: 0.400 67 Erick San Pedro, R OBP: 0.071, SLG: 0.077										3	0	2	0	0	0	0						
										1	0	0	0	0	0	0						
Inning Stats	R: 3 E: 1 K: 0 S: 7	H: 4 LOB: 2 BB: 1 P: 11	R: 0 E: 0 K: 0 S: 5	H: 3 LOB: 2 BB: 0 P: 5	R: 1 E: 0 K: 1 S: 7	H: 2 LOB: 1 BB: 0 P: 7	R: 0 E: 0 K: 0 S: 4	H: 1 LOB: 1 BB: 0 P: 4	R: 0 E: 0 K: 1 S: 5	H: 0 LOB: 1 BB: 0 P: 6	R: 1 E: 0 K: 1 S: 8	H: 2 LOB: 1 BB: 0 P: 8	R: 0 E: 0 K: 1 S: 5	H: 0 LOB: 0 BB: 0 P: 5	R: 0 E: 0 K: 0 S: 3	H: 0 LOB: 0 BB: 0 P: 3	R: 0 E: 0 K: 1 S: 7	H: 1 LOB: 1 BB: 0 P: 7	1B: 11 2B: 0 3B: 1 HR: 1	SF: 0 SAC: 0 DP: 1 HBP: 1	WP: 0 PB: 0 SB: 2 CS: 0	PA: 40
PITCHER	IP WLS BF H R ER SO BB IBB HBP BLK WP HR S P ERA WHIP																					
Jason Johnson, R ERA: 6.0	(1, 1) 3.0 0 17 9 4 4 1 1 0 0 0 0 0 1 19 23 12.00 3.333																					
Jason Stanford, L ERA: 4.5	(4, 1) 2.0 0 8 1 0 0 1 0 0 0 1 0 0 0 9 10 0.00 0.500																					
Jason Davis, R ERA: 6.0	(6, 1) 2.0 W 8 2 1 1 2 0 0 0 0 0 0 0 0 13 13 4.50 1.000																					
Kazuhito Tadano, R ERA: 7.36	(8, 1) 1.0 0 3 0 0 0 0 0 0 0 0 0 0 0 3 3 0.00 0.000																					
70 Tony Sipp, L ERA:	(9, 1) 1.0 0 4 1 0 0 1 0 0 0 0 0 0 0 7 7 0.00 1.000																					
Batter	1	2	3	4	5	6	7	8	9	AB	R	H	RBI	BB	SO	LOB	BOTTOM					
24 Grady Sizemore, L OBP: 0.588, SLG: 0.929 62 Todd Donovan, R OBP: 0.071, SLG: 0.077										3	1	1	1	1	1	0	Washington Nationals @ Cleveland Indians Chain of Lakes Park, Winter Haven, FL Thu Mar 09 2006, 1:05 PM EST Att: 3,666 - Partly Cloudy - 75 F					
Jason Michaels, R OBP: 0.313, SLG: 0.286 69 Ryan Mulhern, R OBP: 0.462, SLG: 1.000										4	1	2	4	0	1	0						
2 Jhonny Perella, R OBP: 0.438, SLG: 0.692 15 Ramón Vázquez, L OBP: 0.316, SLG: 0.388										3	1	0	0	1	1	3						
Ben Broussard, L OBP: 0.222, SLG: 0.294										5	1	1	1	0	2	2						
Jason Dubois, R OBP: 0.476, SLG: 0.667 25 Ryan Garko, R OBP: 0.522, SLG: 0.500										3	0	1	0	0	0	2						
30 Andy Marte, R OBP: 0.471, SLG: 0.938 64 Jose Flores, R OBP: 0.500, SLG: 0.333										2	0	1	0	0	0	1						
66 Jake Gautreau, L OBP: 0.333, SLG: 0.417 Joe Inglett, L OBP: 0.357, SLG: 0.273										2	0	0	0	0	1	2						
38 Franklin Gutierrez, R OBP: 0.444, SLG: 0.167 Brad Snyder, L OBP: 0.176, SLG: 0.133										2	2	1	2	1	0	0						
11 Einar Diaz, R OBP: 0.385, SLG: 0.417 13 Tim Laker, R OBP: 0.500, SLG: 0.429										3	2	2	1	0	0	0						
										1	1	1	0	0	0	0						
Inning Stats	R: 0 E: 0 K: 1 S: 5	H: 0 LOB: 0 BB: 0 P: 5	R: 0 E: 0 K: 0 S: 4	H: 1 LOB: 1 BB: 0 P: 4	R: 0 E: 0 K: 1 S: 5	H: 0 LOB: 0 BB: 0 P: 5	R: 0 E: 0 K: 2 S: 7	H: 0 LOB: 0 BB: 0 P: 7	R: 0 E: 0 K: 1 S: 5	H: 1 LOB: 1 BB: 0 P: 5	R: 9 E: 0 K: 1 S: 12	H: 7 LOB: 3 BB: 3 P: 25	R: 0 E: 1 K: 1 S: 6	H: 0 LOB: 2 BB: 1 P: 10	R: 1 E: 0 K: 2 S: 10	H: 3 LOB: 2 BB: 0 P: 10	R: 0 E: 0 K: 1 S: 7	H: 1 LOB: 1 BB: 0 P: 7	1B: 9 2B: 4 3B: 0 HR: 0	SF: 0 SAC: 0 DP: 1 HBP: 1	WP: 0 PB: 0 SB: 0 CS: 1	PA: 41
PITCHER	IP WLS BF H R ER SO BB IBB HBP BLK WP HR S P ERA WHIP																					
40 Billy Traber, L ERA: 1.29	(1, 1) 1.0 0 3 1 0 0 1 0 0 0 0 0 0 0 5 5 0.00 1.000																					
57 Jason Bergmann, R ERA:	(6, 1) 0.0 0 5 3 5 5 0 2 0 0 0 0 0 0 3 11 ∞ ∞																					
37 Travis Hughes, R ERA: 27.0	(6, 1) 1.0 L 9 4 4 4 1 1 0 1 0 0 0 0 9 14 36.00 5.000																					
Bill Bray, L ERA: 18.0	(7, 1) 1.2 0 10 3 1 1 3 1 0 0 0 0 0 0 15 19 5.40 2.400																					
52 Saul Rivera, R ERA: 1.59	(7, 1) 1.2 0 10 3 1 1 3 1 0 0 0 0 0 0 15 19 5.40 2.400																					

Batter	1	2	3	4	5	6	7	8	9	AB	R	H	RBI	BB	SO	LOB	TOP								
Brandon Watson, L (1, 8) OBP: 0.464, SLG: 0.417										5	1	3	0	0	1	2	Washington Nationals @ Houston Astros Osceola County Stadium, Kissimmee, FL Fri Mar 10 2006, 1:05 PM EST Att: 3,214 - Partly Cloudy - 77 F								
Jose Vidro, S (1, 4) OBP: 0.267, SLG: 0.333 Bernie Castro, S (7, 4)										4	1	1	0	0	0	1									
Ryan Church, L (1, 9) OBP: 0.444, SLG: 0.400 39 Kenny Kelly, R (6, 9) OBP: 0.375, SLG: 0.286										2	0	0	1	1	0	1									
24 Nick Johnson, L (1, 3) OBP: 0.278, SLG: 0.250 Marlon Anderson, L (6, 3) OBP: 0.345, SLG: 0.538										2	0	1	1	1	0	0									
Royce Clayton, R (1, 6) OBP: 0.292, SLG: 0.238										4	1	1	0	0	0	4									
Michael Tucker, L (1, 10) OBP: 0.235, SLG: 0.133 Daryle Ward, L (9, PH) OBP: 0.238, SLG: 0.579										3	0	0	0	0	0	3									
Matthew LeCroy, R (1, 2) OBP: 0.375, SLG: 0.583 7 Wiki Gonzalez, R (6, 2) OBP: 0.455, SLG: 0.444										3	0	2	1	0	0	0									
Brendan Harris, R (1, 5) OBP: 0.320, SLG: 0.304										3	1	1	0	1	0	1									
21 George Lombard, L (1, 7) OBP: 0.278, SLG: 0.353										4	0	0	0	0	3	4									
Inning Stats	R: 2 E: 0 K: 0 S: 5	H: 3 LOB: 0 BB: 0 P: 5	R: 0 E: 0 K: 2 S: 9	H: 2 LOB: 2 BB: 0 P: 9	R: 0 E: 0 K: 0 S: 3	H: 0 LOB: 0 BB: 2 P: 11	R: 0 E: 0 K: 1 S: 5	H: 0 LOB: 0 BB: 0 P: 5	R: 0 E: 0 K: 0 S: 3	H: 0 LOB: 0 BB: 0 P: 3	R: 1 E: 0 K: 0 S: 5	H: 2 LOB: 1 BB: 0 P: 6	R: 0 E: 0 K: 0 S: 2	H: 1 LOB: 0 BB: 0 P: 3	R: 0 E: 0 K: 0 S: 2	H: 0 LOB: 0 BB: 1 P: 6		R: 3 E: 0 K: 1 S: 9	H: 4 LOB: 2 BB: 1 P: 13	1B: 9 2B: 2 3B: 0 HR: 1	SF: 0 SAC: 0 DP: 3 HBP: 0	WP: 1 PB: 0 SB: 1 CS: 0	PA: 40		
PITCHER	IP	WLS	BF	H	R	ER	SO	BB	IBB	HBP	BLK	WP	HR	S	P	ERA	WHIP								
Steve Sparks, R (1, 1) ERA: 9.0	4.0	W	18	5	2	2	3	2	0	0	0	1	0	22	30	4.50	1.750								
56 Joe Valentine, R (5, 1) ERA: 4.5	2.0		8	2	1	1	0	0	0	0	0	0	0	8	9	4.50	1.000								
58 Dave Borkowski, R (7, 1) ERA: 12.0	2.0		6	1	0	0	0	1	0	0	0	0	0	5	9	0.00	1.000								
37 Matt Albers, R (9, 1) ERA: 12.0	1.0		8	4	3	3	1	1	0	0	0	0	1	9	13	27.00	5.000								

AB	36
R	6
H	12
RBI	6
BB	4
SO	4
LOB	20



Batter	1	2	3	4	5	6	7	8	9	AB	R	H	RBI	BB	SO	LOB	BOTTOM								
Craig Biggio, R (1, 4) OBP: 0.462, SLG: 0.583 4 Eric Bruntlett, R (4, 4) OBP: 0.136, SLG: 0.286										2	0	0	0	0	0	0	Washington Nationals @ Houston Astros Osceola County Stadium, Kissimmee, FL Fri Mar 10 2006, 1:05 PM EST Att: 3,214 - Partly Cloudy - 77 F								
5 Jeff Bagwell, R (1, 10) OBP: 0.353, SLG: 0.308 31 Kevin Orle, R (4, PH) OBP: 0.077, SLG: 0.083										1	1	1	0	1	0	0									
17 Lance Berkman, S (1, 3) OBP: 0.590, SLG: 0.545 55 Humberto Quintero, R (6, 2) OBP: 0.143, SLG: 0.357										3	0	1	0	0	0	1									
Morgan Ensberg, R (1, 5) OBP: 0.400, SLG: 0.455 Ben Zobrist, S (6, 6) OBP: 0.500, SLG: 0.429										2	1	0	0	1	1	3									
16 Jason Lane, R (1, 9) OBP: 0.556, SLG: 1.125 13 Eric Munson, L (6, 3) OBP: 0.471, SLG: 0.613										2	2	2	3	1	0	0									
Orlando Palmeiro, L (1, 7) OBP: 0.267, SLG: 0.385 Luke Scott, L (6, 9) OBP: 0.333, SLG: 0.333										3	0	0	0	0	1	3									
2 Chris Burke, R (1, 6) OBP: 0.300, SLG: 0.474 65 Brian Gordon, L (6, 7) OBP: 0.188, SLG: 0.133										3	1	1	0	0	1	0									
Raul Chavez, R (1, 2) OBP: 0.400, SLG: 0.333 Mike Lamb, L (6, 5) OBP: 0.091, SLG: 0.091										1	1	0	0	1	0	0									
Charlton Jimerson, R (1, 8) OBP: 0.333, SLG: 0.526 Josh Anderson, L (7, 8) OBP: 0.167, SLG: 0.167										3	1	1	4	0	1	0									
Inning Stats	R: 1 E: 0 K: 2 S: 9	H: 2 LOB: 2 BB: 1 P: 13	R: 0 E: 0 K: 1 S: 5	H: 0 LOB: 0 BB: 0 P: 5	R: 0 E: 0 K: 0 S: 4	H: 1 LOB: 1 BB: 0 P: 4	R: 4 E: 0 K: 1 S: 9	H: 2 LOB: 2 BB: 2 P: 17	R: 2 E: 0 K: 0 S: 4	H: 1 LOB: 1 BB: 0 P: 8	R: 0 E: 0 K: 1 S: 6	H: 1 LOB: 1 BB: 0 P: 6	R: 1 E: 0 K: 0 S: 5	H: 2 LOB: 1 BB: 0 P: 5	R: 0 E: 0 K: 1 S: 5	H: 0 LOB: 0 BB: 0 P: 5		R: 0 E: 0 K: 1 S: 5	H: 0 LOB: 0 BB: 0 P: 5	1B: 4 2B: 2 3B: 0 HR: 3	SF: 0 SAC: 0 DP: 0 HBP: 0	WP: 0 PB: 0 SB: 3 CS: 0	PA: 37		
PITCHER	IP	WLS	BF	H	R	ER	SO	BB	IBB	HBP	BLK	WP	HR	S	P	ERA	WHIP								
Jon Rauch, R (1, 1) ERA: 9.95	3.1	L	18	5	5	5	3	3	0	0	0	0	0	23	35	13.50	2.400								
Felix Rodriguez, R (4, 1) ERA: 5.79	0.2		2	0	0	0	1	0	0	0	0	0	0	4	4	0.00	0.000								
64 Andrew Good, R (5, 1) ERA: 5.79	3.0		14	4	3	3	1	1	0	0	0	0	2	15	19	9.00	1.667								
59 Jim Crowell, L (8, 1) ERA: 6.0	1.0		3	0	0	0	1	0	0	0	0	0	0	5	5	0.00	0.000								

AB	33
R	8
H	9
RBI	8
BB	4
SO	6
LOB	10



Batter	1	2	3	4	5	6	7	8	9	10	AB	R	H	RBI	BB	SO	LOB	TOP
17 Jason Repko, R OBP: 0.455, SLG: 0.389 49 Delwyn Young, S OBP: 0.136, SLG: 0.156				B2-3							3	0	0	0	0	2	1	
Dioner Navarro, S OBP: 0.214, SLG: 0.083 16 Pat Borders, R OBP: 0.333, SLG: 0.250											2	0	0	0	0	0	1	
88 Chris Truby, R OBP: 0.231, SLG: 0.250											3	0	1	0	1	0	1	
Joel Guzman, R OBP: 0.391, SLG: 0.545											4	0	2	0	0	0	2	
Cody Ross, R OBP: 0.316, SLG: 0.824											3	0	0	0	0	1	2	
7 James Loney, L OBP: 0.458, SLG: 0.591 90 Jamie Hoffmann, R (8, PR) (9, 10)											4	0	1	0	0	1	2	
Andy LaRoche, R OBP: 0.292, SLG: 0.435											4	0	1	1	0	0	2	
13 Oscar Robles, L OBP: 0.300, SLG: 0.444 Willy Aybar, S OBP: 0.250, SLG: 0.087											2	0	0	0	0	0	0	
18 Ramon Martinez, R OBP: 0.412, SLG: 0.625 Chin-Lung Hu, R OBP: 0.567, SLG: 0.667											2	0	1	0	0	1	0	
Inning Stats	R: 0 E: 0 K: 1 S: 5	H: 0 LOB: 0 BB: 0 P: 5	R: 0 E: 0 K: 1 S: 5	H: 0 LOB: 0 BB: 0 P: 5	R: 0 E: 0 K: 1 S: 6	H: 2 LOB: 0 BB: 0 P: 7	R: 0 E: 0 K: 1 S: 6	H: 1 LOB: 1 BB: 0 P: 6	R: 0 E: 0 K: 0 S: 4	H: 2 LOB: 2 BB: 1 P: 8	R: 1 E: 1 K: 0 S: 4	H: 2 LOB: 1 BB: 0 P: 4	R: 0 E: 0 K: 1 S: 5	H: 0 LOB: 0 BB: 0 P: 5	1B: 8 2B: 0 3B: 0 HR: 0	SF: 0 SAC: 0 DP: 2 HBP: 2	WP: 0 PB: 0 SB: 0 CS: 0	PA: 38
PITCHER	IP WLS BF H R ER SO BB IBB HBP BLK WP HR S P ERA WHIP	22 John Patterson, R ERA: 4.0	54 Steve Watkins, R ERA: 2.0	65 Anastacio Martinez, R ERA: 1.0	55 Jose Horgan, L ERA: 2.0	Santiago Ramirez, R ERA: 1.0	PITCHER	IP WLS BF H R ER SO BB IBB HBP BLK WP HR S P ERA WHIP	72 Justin Orenduff, R ERA: 0.1									

Los Angeles Dodgers @ Washington Nationals
Space Coast Stadium, Viera, FL
Sat Mar 11 2006, 1:05 PM EST
Att: 4,083 - Partly Cloudy - 77 F

AB 35
R 1
H 8
RBI 1
BB 1
SO 7
LOB 16



Batter	1	2	3	4	5	6	7	8	9	10	AB	R	H	RBI	BB	SO	LOB	BOTTOM		
25 Marlon Byrd, R OBP: 0.448, SLG: 0.480 21 George Lombard, L OBP: 0.263, SLG: 0.333 Matthew LeCroy, R OBP: 0.412, SLG: 0.563 Brandon Watson, L OBP: 0.454, SLG: 0.417											3	0	2	0	0	0	1			
Brendan Harris, R OBP: 0.333, SLG: 0.269											3	0	0	0	1	0	3			
24 Nick Johnson, L OBP: 0.239, SLG: 0.211 Bernie Castro, S OBP: 0.167, SLG: 0.167											3	0	0	0	0	1	0			
11 Ryan Zimmerman, R OBP: 0.333, SLG: 0.536											5	0	2	0	0	0	3			
Marlon Anderson, L OBP: 0.392, SLG: 0.500 Tyrell Godwin, L OBP: 0.354, SLG: 0.636											2	0	0	0	3	0	1			
Danys Ward, L OBP: 0.208, SLG: 0.500 Tony Blanco, R											3	0	0	0	0	1	3			
16 Mike Vento, R OBP: 0.750, SLG: 0.500											2	0	0	0	0	0	3			
Michael Tucker, L OBP: 0.211, SLG: 0.118 44 Alex Escobar, R (7, 9)											2	0	0	0	0	0	3			
27 Mike DiFelice, R OBP: 0.476, SLG: 0.421 76 Ian Desmond, R (10, PR) OBP: 0.375, SLG: 0.286											4	0	2	0	1	1	0			
39 Kenny Kelly, R OBP: 0.429, SLG: 0.333											4	0	2	1	1	0	1			
Inning Stats	R: 0 E: 0 K: 0 S: 3	H: 1 LOB: 0 BB: 0 P: 3	R: 0 E: 0 K: 0 S: 3	H: 0 LOB: 0 BB: 0 P: 3	R: 0 E: 0 K: 0 S: 5	H: 2 LOB: 2 BB: 0 P: 5	R: 0 E: 0 K: 1 S: 8	H: 1 LOB: 1 BB: 0 P: 9	R: 0 E: 0 K: 1 S: 6	H: 2 LOB: 1 BB: 1 P: 6	R: 0 E: 0 K: 0 S: 3	H: 0 LOB: 3 BB: 2 P: 12	R: 1 E: 0 K: 1 S: 6	H: 1 LOB: 2 BB: 3 P: 11	R: 1 E: 0 K: 0 S: 2	H: 1 LOB: 3 BB: 3 P: 14	1B: 9 2B: 0 3B: 0 HR: 0	SF: 0 SAC: 1 DP: 1 HBP: 2	WP: 0 PB: 0 SB: 1 CS: 0	PA: 45
PITCHER	IP WLS BF H R ER SO BB IBB HBP BLK WP HR S P ERA WHIP	Aaron Sele, R ERA: 4.0	36 Lance Carter, R ERA: 2.0	Danys Baez, R ERA: 7.1	59 Kelly Wunsch, L ERA: 7.36	Jon Meloan, R ERA: 0.1	PITCHER	IP WLS BF H R ER SO BB IBB HBP BLK WP HR S P ERA WHIP	72 Justin Orenduff, R (10, 1) ERA: 6.75											

Los Angeles Dodgers @ Washington Nationals
Space Coast Stadium, Viera, FL
Sat Mar 11 2006, 1:05 PM EST
Att: 4,083 - Partly Cloudy - 77 F

AB 34
R 2
H 9
RBI 2
BB 8
SO 4
LOB 17



Batter	1	2	3	4	5	6	7	8	9	AB	R	H	RBI	BB	SO	LOB	TOP											
2 Hanley Ramirez, R OBP: 0.424, SLG: 0.742 Drew Niles, S OBP: 0.333, SLG: 0.333										3	0	2	0	0	0	0	Florida Marlins @ Washington Nationals Space Coast Stadium, Viera, FL Tue Mar 14 2006, 1:05 PM EST Att: 1,824 - Cloudy - 76 F											
20 Matt Treanor, R OBP: 0.412, SLG: 0.400 Ryan Jorgensen, R OBP: 0.333, SLG: 0.375										3	0	0	0	0	0	3												
27 Jeremy Hermida, L OBP: 0.400, SLG: 0.308 Mike Colangelo, R OBP: 0.333, SLG: 0.250										3	0	1	0	0	1	3												
17 Mike Jacobs, L OBP: 0.333, SLG: 0.364 Brad McCann, R OBP: 0.250, SLG: 0.250										3	0	1	0	0	0	2												
31 Mike Kinkade, R OBP: 0.320, SLG: 0.609 Jonathan Fulton, R OBP: 0.333, SLG: 0.375										3	0	0	0	0	2	2												
37 Tom Wilson, R OBP: 0.091, SLG: 0.091 Angel Molina, R OBP: 0.333, SLG: 0.375										3	0	1	0	0	1	1												
Chris Ashby, R OBP: 0.444, SLG: 0.444 James Shanks, R OBP: 0.333, SLG: 0.375										3	0	0	0	0	0	2												
12 Mickey Lopez, S OBP: 0.136, SLG: 0.050 Frank Moore, L OBP: 1.000, SLG: 1.000										3	0	0	0	0	0	1												
Eric Reed, L OBP: 0.379, SLG: 0.385										4	0	2	1	0	2	2												
Inning Stats	R: 0 E: 0 K: 0 S: 4	H: 1 LOB: 1 BB: 0 P: 5	R: 0 E: 0 K: 2 S: 7	H: 0 LOB: 0 BB: 0 P: 7	R: 0 E: 0 K: 1 S: 7	H: 2 LOB: 2 BB: 0 P: 7	R: 0 E: 0 K: 0 S: 4	H: 1 LOB: 1 BB: 0 P: 4	R: 0 E: 0 K: 1 S: 5	H: 0 LOB: 0 BB: 0 P: 5	R: 0 E: 0 K: 1 S: 6	H: 1 LOB: 2 BB: 0 P: 6	R: 0 E: 0 K: 1 S: 6	H: 1 LOB: 2 BB: 0 P: 6	R: 1 E: 0 K: 2 S: 9	H: 2 LOB: 1 BB: 0 P: 11		R: 1 E: 0 K: 1 S: 7	H: 2 LOB: 1 BB: 0 P: 7	1B: 8 2B: 2 3B: 0 HR: 0	SF: 0 SAC: 0 DP: 0 HBP: 0	WP: 2 PB: 0 SB: 1 CS: 1	PA: 37					
PITCHER	IP	WLS	BF	H	R	ER	SO	BB	IBB	HBP	BLK	WP	HR	S	P	ERA	WHIP											
Livan Hernandez, R ERA: 1.13	5.0		19	4	0	0	4	0	0	0	0	0	0	27	28	0.00	0.800											
Mike Stanton, L ERA: 2.09	1.0		4	1	0	0	1	0	0	0	0	0	0	6	6	0.00	1.000											
Felix Rodriguez, R ERA:	1.0	H	4	1	0	0	1	0	0	0	0	1	0	0	6	6	0.00	1.000										
38 Kevin Gryboski, R ERA: 2.25	1.0	B	5	2	1	1	2	0	0	0	0	2	0	9	11	9.00	2.000											
52 Saul Rivera, R ERA: 2.35	1.0	L	5	2	1	1	1	0	0	0	0	0	0	7	7	9.00	2.000											
Batter	1	2	3	4	5	6	7	8	9	AB	R	H	RBI	BB	SO	LOB	BOTTOM											
Brandon Watson, L OBP: 0.389, SLG: 0.355 Tyrell Godwin, L OBP: 0.333, SLG: 0.500										3	0	1	0	0	0	0	Florida Marlins @ Washington Nationals Space Coast Stadium, Viera, FL Tue Mar 14 2006, 1:05 PM EST Att: 1,824 - Cloudy - 76 F											
Jose Vidro, S OBP: 0.333, SLG: 0.350 Bernie Castro, S OBP: 0.125, SLG: 0.125										2	0	1	0	1	0	1												
Ryan Church, L OBP: 0.371, SLG: 0.296										4	0	0	0	0	1	4												
11 Ryan Zimmerman, R OBP: 0.333, SLG: 0.469 Kory Casto, L OBP: 0.143, SLG: 0.143										2	0	0	0	1	1	1												
Daryle Ward, L OBP: 0.200, SLG: 0.429 Larry Broadway, L OBP: 0.333, SLG: 0.375										3	0	1	0	0	1	1												
Matthew LeCroy, R OBP: 0.375, SLG: 0.500 Jesus Feliciano, L OBP: 0.333, SLG: 0.375											3	0	1	0	0	0												
44 Alex Escobar, R OBP: 0.333, SLG: 0.375											1	0	0	0	1	1												
Royce Clayton, R OBP: 0.265, SLG: 0.226											4	0	1	0	0	2												
27 Mike DiFelice, R OBP: 0.407, SLG: 0.400											4	0	0	0	0	6												
25 Marlon Byrd, R OBP: 0.429, SLG: 0.645										3	1	1	1	0	1	0												
Inning Stats	R: 0 E: 0 K: 0 S: 2	H: 0 LOB: 0 BB: 1 P: 6	R: 0 E: 1 K: 0 S: 5	H: 1 LOB: 2 BB: 0 P: 5	R: 0 E: 0 K: 0 S: 4	H: 1 LOB: 0 BB: 0 P: 4	R: 0 E: 0 K: 1 S: 4	H: 0 LOB: 0 BB: 1 P: 8	R: 0 E: 0 K: 1 S: 3	H: 0 LOB: 0 BB: 0 P: 3	R: 1 E: 0 K: 1 S: 7	H: 2 LOB: 1 BB: 0 P: 7	R: 0 E: 0 K: 2 S: 8	H: 1 LOB: 2 BB: 0 P: 8	R: 0 E: 1 K: 1 S: 5	H: 0 LOB: 1 BB: 1 P: 10	R: 0 E: 0 K: 1 S: 7	H: 2 LOB: 2 BB: 0 P: 7	1B: 5 2B: 1 3B: 0 HR: 1	SF: 0 SAC: 0 DP: 3 HBP: 0	WP: 0 PB: 0 SB: 1 CS: 2	PA: 35						
PITCHER	IP	WLS	BF	H	R	ER	SO	BB	IBB	HBP	BLK	WP	HR	S	P	ERA	WHIP											
47 Ricky Nolasco, R ERA:	1.1		14	2	0	0	1	2	0	0	0	0	0	15	23	0.00	1.000											
Jose Garcia, R ERA: 3.0	2.0		8	2	1	1	1	0	0	0	0	0	1	10	10	4.50	1.000											
Adam Bostick, L ERA: 15.43	1.0		4	1	0	0	2	0	0	0	0	0	0	8	8	0.00	1.000											
Scott Tyler, R ERA:	1.0	W	4	0	0	0	1	1	0	0	0	0	0	5	10	0.00	1.000											
51 Buddy Carlyle, R ERA: 1.93	1.0	S	5	2	0	0	1	0	0	0	0	0	0	7	7	0.00	2.000											

Batter	1	2	3	4	5	6	7	8	9	AB	R	H	RBI	BB	SO	LOB	TOP										
39 Kenny Kelly, R OBP: 0.346, SLG: 0.261	G5-3		G6-3		G5-3	K			K	5	0	0	0	0	2	2	Washington Nationals @ Florida Marlins Roger Dean Stadium, Jupiter, FL Tue Mar 14 2006, 1:05 PM EST Att: 2,761 - Sunny - 83 F										
Damian Jackson, R Wesley Carroll, R	F7			1B SF9 BB	F		F9		2B	3	1	1	1	1	0	0											
Marlon Anderson, L Richard Lane, L	K			1-3 1B	P2		K		1B	4	0	1	0	0	2	1											
Michael Tucker, L 74 Cristian Guerrero, R		K		SF9		21 F8 10 E BB			K	2	1	1	1	0	1	0											
Brendan Harris, R		G6-3		L1-3		10 E 1B BB			F8	3	1	0	0	1	0	1											
21 George Lombard, L						7 S 2B BB			F7	3	2	1	1	1	0	2											
7 Wilki Gonzalez, R 10 Brandon Harper, R						K			F8	2	0	0	0	0	2	1											
Frank Diaz, R						76 1B 39 BLK 2B			HR	4	3	3	3	0	0	0											
76 Ian Desmond, R						39 BLK 1B			F9	4	1	2	1	0	0	0											
Inning Stats	R: 0 E: 0 K: 1 S: 5	H: 0 LOB: 0 BB: 0 P: 5	R: 1 E: 0 K: 2 S: 8	H: 1 LOB: 0 BB: 0 P: 8	R: 0 E: 0 K: 0 S: 3	H: 0 LOB: 0 BB: 0 P: 3	R: 1 E: 0 K: 0 S: 3	H: 1 LOB: 0 BB: 1 P: 7	R: 3 E: 1 K: 1 S: 9	H: 3 LOB: 1 BB: 1 P: 13	R: 0 E: 0 K: 2 S: 7	H: 0 LOB: 0 BB: 0 P: 7	R: 0 E: 0 K: 0 S: 3	H: 0 LOB: 0 BB: 0 P: 3	R: 2 E: 0 K: 2 S: 10	H: 3 LOB: 1 BB: 0 P: 10		1B: 7 2B: 3 3B: 0 HR: 2	SF: 1 SAC: 0 DP: 1 HBP: 0	WP: 0 PB: 0 CS: 1	PA: 40						
PITCHER	IP	WLS	BF	H	R	ER	SO	BB	IBB	HBP	BLK	WP	HR	S	P	ERA	WHIP										
Scott Olsen, L	4.1	L	18	4	5	5	4	2	0	0	0	0	1	24	32	10.38	1.385										
Taylor Tankersley, L	0.2		3	1	0	0	0	0	0	0	1	0	0	4	4	0.00	1.500										
37 Renyel Pinto, L	2.0		10	3	3	0	3	1	0	0	0	0	0	15	19	0.00	2.000										
60 Carlos Martinez, R	1.0		3	0	0	0	0	0	0	0	0	0	0	3	3	0.00	0.000										
Chris Resop, R	1.0		6	3	2	2	2	0	0	0	0	0	1	10	10	18.00	3.000										

Batter	1	2	3	4	5	6	7	8	9	AB	R	H	RBI	BB	SO	LOB	BOTTOM										
11 Robert Andino, R Rex Rundgren, R	G6-3		G6-3						F9	2	0	0	0	1	0	1	Washington Nationals @ Florida Marlins Roger Dean Stadium, Jupiter, FL Tue Mar 14 2006, 1:05 PM EST Att: 2,761 - Sunny - 83 F										
61 Reggie Abercrombie, R 74 Jose Campuzano, S									BB	3	0	1	0	0	2	2											
6 Dan Uggla, R Kevin Randel, L									K	3	0	0	0	0	1	3											
43 Matt Cepicky, L 28 Scott Seaboi, R									L6	2	0	0	0	0	1	2											
Wes Helms, R 78 Gaby Sanchez, R									F9	2	0	0	0	0	0	0											
3 Chris Aquila, R Jai Miller, R									F8	2	0	0	0	0	0	0											
Miguel Olivo, R 70 Brad Davis, R									G6-3	2	1	1	1	0	0	1											
Lenny Harris, L 13 Paul Hoover, R									K	3	0	0	0	0	1	1											
29 Mark Little, R Brett Carroll, R									G3-1	2	0	2	0	0	0	0											
Inning Stats	R: 0 E: 0 K: 1 S: 6	H: 1 LOB: 1 BB: 0 P: 6	R: 0 E: 0 K: 0 S: 3	H: 0 LOB: 0 BB: 0 P: 3	R: 0 E: 0 K: 1 S: 5	H: 1 LOB: 0 BB: 0 P: 6	R: 0 E: 0 K: 1 S: 5	H: 0 LOB: 0 BB: 0 P: 5	R: 1 E: 0 K: 0 S: 4	H: 1 LOB: 0 BB: 0 P: 4	R: 0 E: 0 K: 2 S: 8	H: 1 LOB: 2 BB: 1 P: 12	R: 0 E: 0 K: 0 S: 4	H: 1 LOB: 1 BB: 0 P: 4	R: 0 E: 0 K: 2 S: 8	H: 1 LOB: 1 BB: 0 P: 8		R: 2 E: 0 K: 1 S: 7	H: 2 LOB: 1 BB: 1 P: 11	1B: 5 2B: 2 3B: 0 HR: 1	SF: 0 SAC: 0 DP: 0 HBP: 0	WP: 0 PB: 0 CS: 1	PA: 36				
PITCHER	IP	WLS	BF	H	R	ER	SO	BB	IBB	HBP	BLK	WP	HR	S	P	ERA	WHIP										
40 Billy Traber, L	5.0	W	17	3	1	1	3	0	0	0	0	0	0	12	16	0.00	1.500										
54 Steve Watkins, R	2.0		9	2	0	0	2	1	0	0	0	0	0	15	19	9.00	2.000										
Bill Bray, L	2.0		10	3	2	2	3	1	0	0	0	0	0	15	19	9.00	2.000										

AB	36
R	10
H	11
RBI	8
BB	3
SO	9
LOB	9



AB	34
R	3
H	8
RBI	3
BB	2
SO	8
LOB	15



Batter	1	2	3	4	5	6	7	8	9	AB	R	H	RBI	BB	SO	LOB	TOP									
26 Tike Redman, L OBP: 0.293, SLG: 0.405	F7		F9			F9	F9		G3-1	5	0	0	0	0	0	2										
Kazuo Matsui, S OBP: 0.265, SLG: 0.263	F9		F7			G6-3		5B 2B 1B	E6 2B	3	0	0	0	0	0	0										
44 Lastings Milledge, R OBP: 0.323, SLG: 0.333	F9		F7			G6-3		2B 1B	E6 2B	2	2	1	0	0	0	0										
5 David Wright, R OBP: 0.377, SLG: 0.500				F8				2B 1B	G3	2	1	1	0	2	0	0										
Chase Lambin, S OBP: 0.250, SLG: 0.500				F8				2B 1B	G3	1	0	0	0	0	0	1										
Xavier Nady, R OBP: 0.429, SLG: 0.636				K				2B 1B	G3	3	0	0	0	0	1	2										
Chris Basak, R OBP: 0.333, SLG: 0.500	G5-3			K				2B 1B	G3	2	1	2	3	0	0	0										
Victor Diaz, R OBP: 0.302, SLG: 0.415				F9				2B 1B	G3	5	1	1	1	0	0	2										
73 Todd Self, L OBP: 0.280, SLG: 0.435				HR				2B 1B	F8	3	1	1	0	1	2	0										
	K							2B 1B	F8																	
Chris Woodward, R ERA: 6.35				K				2B 1B	F8	2	0	0	0	0	2	0										
Corey Ragsdale, R OBP: 0.313, SLG: 0.154				K				2B 1B	F8	1	1	0	1	0	0	1										
70 Sandy Martinez, L OBP: 0.500, SLG: 0.923				K				2B 1B	F8	3	1	1	2	0	2	2										
92 Drew Butera, R OBP: 1.000, SLG: 2.000				K				2B 1B	F8	0	0	0	0	0	0	0										
Jeff Keppinger, R OBP: 0.280, SLG: 0.417				G4-3				2B 1B	F8	3	0	0	0	1	0	1										
				G4-3				2B 1B	F8																	
Inning Stats	R: 0 E: 0 K: 0 S: 3	H: 0 LOB: 1 BB: 1 P: 7	R: 1 E: 0 K: 3 S: 10	H: 1 LOB: 0 BB: 0 P: 10	R: 0 E: 0 K: 0 S: 3	H: 0 LOB: 0 BB: 0 P: 3	R: 0 E: 0 K: 1 S: 5	H: 0 LOB: 0 BB: 0 P: 5	R: 0 E: 0 K: 2 S: 7	H: 0 LOB: 1 BB: 1 P: 9	R: 0 E: 0 K: 0 S: 3	H: 0 LOB: 1 BB: 1 P: 7	R: 1 E: 0 K: 1 S: 6	H: 1 LOB: 2 BB: 1 P: 13	R: 5 E: 0 K: 0 S: 7	H: 4 LOB: 0 BB: 1 P: 11	R: 1 E: 1 K: 0 S: 5	H: 1 LOB: 1 BB: 0 P: 5	1B: 2 2B: 3 3B: 0 HR: 2	SF: 0 SAC: 0 DP: 0 HBP: 2	WP: 1 PB: 0 SB: 2 CS: 0	PA: 41				
PITCHER	IP	WLS	BF	H	R	ER	SO	BB	IBB	HBP	BLK	WP	HR	S	P	ERA	WHIP									
Jon Rauch, R ERA: 6.35	5.0		18	1	1	1	6	1	0	1	0	0	0	1	28	34	1.80	0.400								
Joey Eschen, L ERA: 5.68	1.0		4	0	0	0	0	1	0	0	0	0	0	3	7	0.00	1.000									
Santiago Ramirez, R ERA: 5.68	1.0		6	1	1	1	1	1	0	1	0	0	0	6	13	9.00	2.000									
65 Anastacio Martinez, R ERA: 12.27	1.0	L	8	4	5	5	0	1	0	0	0	0	1	7	11	45.00	5.000									
37 Travis Hughes, R ERA: 18.0	1.0		5	1	1	0	0	0	0	0	0	0	0	5	5	0.00	1.000									

New York Mets @ Washington Nationals
Space Coast Stadium, Viera, FL
 Wed Mar 15 2006, 1:05 PM EST
 Att: 4,577 - Sunny - 76 F

livebaseballscorecards.com

AB 35
 R 8
 H 7
 RBI 7
 BB 4
 SO 7
 LOB 11




Batter	1	2	3	4	5	6	7	8	9	AB	R	H	RBI	BB	SO	LOB	BOTTOM								
Brandon Watson, L OBP: 0.390, SLG: 0.343	G1-3		F7						G6-3	4	1	1	0	1	0	2									
Royce Clayton, R OBP: 0.270, SLG: 0.235			F7						G6-3	3	0	1	0	0	0	2									
76 Ian Desmond, R OBP: 0.357, SLG: 0.308			F7						G6-3	1	0	0	0	0	1	2									
74 Cristian Guerrero, R OBP: 0.222, SLG: 0.222			F7						G6-3	1	0	0	0	0	1	3									
Jose Vidro, S OBP: 0.292, SLG: 0.304			G4-3						G6-3	3	0	0	0	0	1	1									
Brendan Harris, R OBP: 0.350, SLG: 0.400			G4-3						G6-3	2	0	1	2	0	0	0									
Michael Tucker, L OBP: 0.233, SLG: 0.192			G6-3						G6-3	4	0	1	1	0	2	1									
Matthew LeCroy, R OBP: 0.333, SLG: 0.440			G6-3						G6-3	3	0	0	0	0	0	1									
10 Brandon Harper, R OBP: 0.250, SLG: 0.143			G6-3						G6-3	1	0	0	0	1	0	1									
Marlon Anderson, L OBP: 0.386, SLG: 0.444			G6-3						G6-3	2	0	1	0	0	0	0									
Daryle Ward, L OBP: 0.250, SLG: 0.567			G6-3						G6-3	2	1	2	1	0	0	0									
Damian Jackson, R OBP: 0.417, SLG: 0.300			G6-3						G6-3	3	0	1	0	0	1	2									
Tyrell Godwin, L OBP: 0.421, SLG: 0.706			G6-3						G6-3	3	2	2	1	1	1	2									
21 George Lombard, L OBP: 0.345, SLG: 0.500			G6-3						G6-3	3	1	1	0	1	2	4									
Inning Stats	R: 0 E: 0 K: 1 S: 6	H: 1 LOB: 1 BB: 0 P: 6	R: 0 E: 0 K: 2 S: 8	H: 1 LOB: 2 BB: 0 P: 10	R: 0 E: 0 K: 0 S: 3	H: 0 LOB: 0 BB: 0 P: 3	R: 0 E: 0 K: 0 S: 3	H: 1 LOB: 0 BB: 0 P: 3	R: 1 E: 0 K: 1 S: 7	H: 3 LOB: 1 BB: 0 P: 7	R: 0 E: 0 K: 1 S: 5	H: 0 LOB: 0 BB: 0 P: 5	R: 1 E: 0 K: 2 S: 9	H: 2 LOB: 2 BB: 1 P: 14	R: 0 E: 0 K: 1 S: 6	H: 1 LOB: 2 BB: 1 P: 10	R: 3 E: 0 K: 1 S: 7	H: 2 LOB: 1 BB: 2 P: 15	1B: 9 2B: 0 3B: 0 HR: 2	SF: 1 SAC: 0 DP: 2 HBP: 1	WP: 0 PB: 0 SB: 1 CS: 0	PA: 41			
PITCHER	IP	WLS	BF	H	R	ER	SO	BB	IBB	HBP	BLK	WP	HR	S	P	ERA	WHIP								
Aaron Heilman, R ERA: 1.0	4.0		15	3	0	0	3	0	0	1	0	0	0	20	22	0.00	0.750								
Juan Pablo Perez, L ERA: 4.32	2.0		8	3	1	1	2	0	0	0	0	0	1	12	12	4.50	1.500								
Henry Owens, R ERA: 5.4	1.0	W	6	2	1	1	2	1	0	0	0	0	1	9	14	9.00	3.000								
Bartolome Fortunato, R ERA: 1.69	1.0		5	1	0	0	1	1	0	0	0	0	0	6	10	0.00	2.000								
59 Mitch Wylie, R ERA: 8.0	1.0		7	2	3	3	1	2	0	0	0	0	0	7	15	27.00	4.000								

New York Mets @ Washington Nationals
Space Coast Stadium, Viera, FL
 Wed Mar 15 2006, 1:05 PM EST
 Att: 4,577 - Sunny - 76 F

livebaseballscorecards.com

AB 35
 R 5
 H 11
 RBI 5
 BB 4
 SO 9
 LOB 21



Batter	1	2	3	4	5	6	7	8	9	AB	R	H	RBI	BB	SO	LOB	TOP			
Tony Giarratano, S OBP: 0.316, SLG: 0.294	4-0 BB G5-4-3		0-0 1B		0-3 K			0-0 G4-3	1-0 G4-3	4	0	1	1	1	1	1	Detroit Tigers @ Washington Nationals Space Coast Stadium, Viera, FL Thu Mar 16 2006, 1:05 PM EST Att: 2,590 - Sunny - 72 F			
Alexis Gomez, L OBP: 0.333, SLG: 0.486	0-0 P5		0-3 K			0-0 G4-3		0-0 E3 67 BB 2B	0-0 G4-3	5	1	0	0	0	1	3				
24 Brent Clevlen, R OBP: 0.447, SLG: 0.677	0-0 G5-4-3			0-0 1B 67 CS		0-0 G6-3		0-3 K		4	0	1	0	0	1	2				
67 Mike Hessman, R OBP: 0.265, SLG: 0.517		0-3 K		0-1 G1-3		0-3 K		4-0 2B 1-2 BB		3	0	0	0	1	2	1				
Reggie Taylor, L OBP: 0.452, SLG: 0.571		0-3 K		0-0 FC6-5 2B			0-0 2B 1B	0-0 1-3 2-H 2B		4	0	3	1	0	1	0				
72 Ryan Ludwick, R OBP: 0.333, SLG: 0.545	0-0 1B		0-0 1B	4-0 FC6-5 BB		0-0 F8	0-3 K			3	0	1	0	1	1	3				
Kody Kirkland, R OBP: 0.355, SLG: 0.556	0-3 K		0-0 FC6-5		0-0 1-2 2-3F 2B		0-0 1-3 2B	0-0 F9		4	0	1	0	0	1	3				
64 Max St. Pierre, R OBP: 0.500, SLG: 0.400			0-0 P3		0-0 F7		0-0 L1	0-0 WP BB G4-3 1B		2	0	0	0	0	0	0				
78 Brian Peterson, R OBP: 0.250, SLG: 0.333					0-0 F9			4-0 G4-3 WP BB		2	1	1	0	0	0	2				
19 Kevin Hooper, R OBP: 0.200, SLG: 0.167			0-3 K		0-0 F9		0-0 G6-3	0-0 G4-3 WP BB		3	0	0	0	0	1	2				
Clete Thomas, L (9, PH)								1-2 BB		0	0	0	0	1	0	0				
Inning Stats	R: 0 E: 0 K: 0 S: 2	H: 0 LOB: 0 BB: 1 P: 6	R: 0 E: 0 K: 3 S: 10	H: 1 LOB: 1 BB: 0 P: 10	R: 0 E: 0 K: 2 S: 8	H: 1 LOB: 2 BB: 0 P: 8	R: 0 E: 0 K: 0 S: 5	H: 0 LOB: 0 BB: 0 P: 5	R: 0 E: 0 K: 1 S: 5	H: 0 LOB: 0 BB: 0 P: 5	R: 0 E: 0 K: 0 S: 5	H: 2 LOB: 2 BB: 0 P: 5	R: 1 E: 1 K: 2 S: 9	H: 1 LOB: 2 BB: 1 P: 13	R: 1 E: 0 K: 0 S: 4	H: 1 LOB: 1 BB: 1 P: 9	1B: 5 2B: 3 3B: 0 HR: 0	SF: 0 SAC: 0 DP: 1 HBP: 0	WP: 1 PB: 0 SB: 0 CS: 1	PA: 38
PITCHER	IP WLS BF H R ER SO BB IBB HBP BLK WP HR S P ERA WHIP																			
22 John Patterson, R ERA: 1.69	(1, 1) 5.0 W 19 4 0 0 6 2 0 0 0 0 0 0 30 38 0.00 1.200																			
Mike Stanton, L ERA: 1.69	(6, 1) 1.0 H 3 0 0 0 1 0 0 0 0 0 0 0 5 5 0.00 0.000																			
Felix Rodriguez, R ERA: 6.75	(7, 1) 1.0 H 5 2 0 0 0 0 0 0 0 0 0 0 5 5 0.00 2.000																			
Valerio De Los Santos, L ERA: 6.75	(8, 1) 0.2 H 5 1 1 0 1 1 0 0 0 0 0 0 6 10 0.00 3.000																			
57 Jason Bergmann, R ERA: 2.08	(8, 1) 1.1 S 6 1 1 1 1 1 0 0 0 0 1 0 7 12 6.75 1.500																			

Batter	1	2	3	4	5	6	7	8	9	AB	R	H	RBI	BB	SO	LOB	BOTTOM			
25 Marlon Byrd, R OBP: 0.450, SLG: 0.657	4-0 BB G6-4-3 BB		0-0 G5-3	0-0 PO 1-2	0-0 F9		1-0 1B 2-H 2B	0-0 1B		4	0	2	2	1	0	0	Detroit Tigers @ Washington Nationals Space Coast Stadium, Viera, FL Thu Mar 16 2006, 1:05 PM EST Att: 2,590 - Sunny - 72 F			
Marlon Anderson, L OBP: 0.385, SLG: 0.425	4-0 BB G6-4-3 BB		0-0 E4		0-0 F8		0-0 S 1B	0-0 F7		4	0	1	0	1	0	1				
Jose Vidro, S OBP: 0.269, SLG: 0.280	0-0 G6-4-3		0-0 F8		0-0 G4-3		0-3 K	0-0 F9		2	0	0	0	0	0	3				
Royce Clayton, R OBP: 0.250, SLG: 0.216	0-0 1-2 2-3 G6-4-3		0-0 F8		0-0 G4-3		0-3 K	0-0 F9		3	0	0	0	0	1	3				
24 Nick Johnson, L OBP: 0.240, SLG: 0.348	0-0 G1-6-3		0-0 P6			0-0 G4-3		0-0 HR		4	1	1	1	0	0	2				
11 Ryan Zimmerman, R OBP: 0.350, SLG: 0.556		0-3 K		0-0 CS 1B		0-0 G3-1		0-0 HR		4	1	2	1	0	1	0				
Ryan Church, L OBP: 0.385, SLG: 0.333		4-0 39 E 7 SF9 BB		0-1 G4-3		0-3 K		0-0 39 1B 7 2B		3	2	1	0	1	1	1				
39 Kenny Kelly, R OBP: 0.400, SLG: 0.308	4-0 1 SAFE 7 SF9 7 S BB		0-0 G1-3		0-0 G4-3		0-0 G1-3	0-0 7 2B 1B		3	2	2	0	1	0	0				
7 Wiki Gonzalez, R OBP: 0.450, SLG: 0.500	0-1 SF9		0-1 SF9		4-0 1B 1B		0-0 25 WP 25 G6-3 2B	0-0 F9 25 1B 2B		2	2	2	3	1	0	0				
27 Mike DiFelice, R OBP: 0.407, SLG: 0.400	1-3 3-H		1-3 3-H		1-3 BB		0-0 25 WP 25 G6-3 1B	1-3 3-H 2B		0	0	0	0	0	0	0				
Damian Jackson, R OBP: 0.393, SLG: 0.292	0-0 P2		0-0 P2		0-0 1B		0-0 G6-3	0-0 F9		4	0	1	1	0	0	3				
Inning Stats	R: 0 E: 0 K: 0 S: 2	H: 0 LOB: 1 BB: 2 P: 10	R: 1 E: 1 K: 1 S: 6	H: 0 LOB: 1 BB: 2 P: 14	R: 0 E: 1 K: 0 S: 4	H: 0 LOB: 1 BB: 0 P: 4	R: 0 E: 0 K: 0 S: 5	H: 3 LOB: 1 BB: 1 P: 9	R: 0 E: 0 K: 0 S: 3	H: 0 LOB: 0 BB: 0 P: 3	R: 0 E: 0 K: 1 S: 5	H: 0 LOB: 0 BB: 0 P: 5	R: 1 E: 0 K: 1 S: 8	H: 3 LOB: 2 BB: 0 P: 9	R: 5 E: 0 K: 0 S: 9	H: 6 LOB: 1 BB: 0 P: 9	1B: 7 2B: 3 3B: 0 HR: 2	SF: 1 SAC: 0 DP: 1 HBP: 0	WP: 1 PB: 0 SB: 2 CS: 1	PA: 40
PITCHER	IP WLS BF H R ER SO BB IBB HBP BLK WP HR S P ERA WHIP																			
53 Jordan Tata, R ERA: 14.4	(1, 1) 2.0 L 9 0 1 0 1 4 0 0 0 0 0 0 12 16 0.00 1.333																			
Preston Larrison, R ERA: 11.2	(3, 1) 3.0 12 3 1 0 0 1 0 0 0 0 0 0 13 14 4.50 1.500																			
74 Lee Gardner, R ERA: 11.2	(6, 1) 2.0 9 3 1 1 2 0 0 0 0 0 1 0 13 14 4.50 1.500																			
77 Kevin Hodge, R ERA: 14.4	(8, 1) 1.0 9 6 5 5 0 0 0 0 0 0 0 2 9 9 45.00 6.000																			

AB	34
R	2
H	8
RBI	2
BB	4
SO	9
LOB	17

AB	33
R	8
H	12
RBI	8
BB	5
SO	3
LOB	13



Batter	1	2	3	4	5	6	7	8	9	AB	R	H	RBI	BB	SO	LOB	TOP			
44 Lastings Milledge, R OBP: 0.364, SLG: 0.465										4	1	1	1	0	1	3	New York Mets @ Washington Nationals Space Coast Stadium, Viera, FL Sat Mar 18 2006, 1:05 PM EST Att: 5,467 - Sunny - 78 F			
Carlos Gómez, R OBP: 0.308, SLG: 0.615										4	1	1	0	0	1	0				
Victor Diaz, R OBP: 0.222, SLG: 0.480 Heath Bell, R										4	0	1	1	0	0	0				
11 Ramon Castro, R OBP: 0.400, SLG: 0.522 40 Joe Hietpas, R OBP: 0.697, SLG: 0.750										3	0	0	0	0	0	2				
63 Juan Tejeda, R OBP: 0.361, SLG: 0.406										4	0	0	0	0	1	3				
Jeff Keppinger, R OBP: 0.324, SLG: 0.471										4	0	1	0	0	1	3				
Chris Basak, R OBP: 0.222, SLG: 0.333 Anthony Manuel, R										3	0	0	0	0	1	1				
Corey Ragsdale, R OBP: 0.318, SLG: 0.118 Sean McCraw, L										2	0	0	0	0	1	0				
Yusaku Iriki, R										1	0	0	0	1	0	2				
Royce Ring, L										0	0	0	0	0	0	0				
Cory Aldridge, L										1	0	0	0	0	0	0				
Henry Owens, R										0	0	0	0	0	0	0				
Jonathan Slack, L										1	0	0	0	0	0	0				
Inning Stats	R: 2 E: 2 K: 1 S: 8	H: 2 LOB: 1 BB: 0 P: 9	R: 0 E: 0 K: 2 S: 7	H: 0 LOB: 1 BB: 1 P: 11	R: 0 E: 0 K: 0 S: 4	H: 1 LOB: 1 BB: 0 P: 4	R: 0 E: 0 K: 0 S: 4	H: 1 LOB: 2 BB: 0 P: 5	R: 0 E: 0 K: 1 S: 5	H: 0 LOB: 0 BB: 0 P: 3	R: 0 E: 0 K: 1 S: 5	H: 0 LOB: 0 BB: 0 P: 5	R: 0 E: 1 K: 1 S: 7	H: 1 LOB: 2 BB: 0 P: 7	R: 0 E: 0 K: 1 S: 5	H: 0 LOB: 0 BB: 0 P: 5	1B: 2 2B: 1 3B: 1 HR: 1	SF: 0 SAC: 0 DP: 0 HBP: 1	WP: 0 PB: 0 SB: 1 CS: 0	PA: 36
PITCHER	IP WLS BF H R ER SO BB IBB HBP BLK WP HR S P ERA WHIP																			
Ramon Ortiz, R ERA: 9.75	4.0 W 19 4 2 2 3 1 0 0 0 0 0 1 23 29 4.50 1.250																			
Joey Eischen, L ERA:	1.0 3 0 0 0 1 0 0 0 0 0 0 0 5 5 0.00 0.000																			
32 Chad Cordero, R ERA:	1.0 H 3 0 0 0 0 0 0 0 0 0 0 0 3 3 0.00 0.000																			
38 Kevin Gryboski, R ERA: 1.8	2.0 H 8 1 0 0 2 0 0 0 0 0 0 0 12 12 0.00 0.500																			
Bill Bray, L ERA: 10.8	1.0 3 0 0 0 1 0 0 0 0 0 0 0 5 5 0.00 0.000																			

Batter	1	2	3	4	5	6	7	8	9	AB	R	H	RBI	BB	SO	LOB	BOTTOM				
Brandon Watson, L OBP: 0.388, SLG: 0.372										5	0	1	1	0	0	6	New York Mets @ Washington Nationals Space Coast Stadium, Viera, FL Sat Mar 18 2006, 1:05 PM EST Att: 5,467 - Sunny - 78 F				
Royce Clayton, R OBP: 0.255, SLG: 0.279 38 Kevin Gryboski, R Bill Bray, L										4	1	1	1	0	1	2					
Jose Vidro, S OBP: 0.267, SLG: 0.276 Brendan Harris, R OBP: 0.349, SLG: 0.378										4	0	1	0	0	0	1					
24 Nick Johnson, L OBP: 0.233, SLG: 0.444 Darlye Ward, L OBP: 0.299, SLG: 0.556										3	1	1	1	0	1	0					
11 Ryan Zimmerman, R OBP: 0.391, SLG: 0.610 Bernie Castro, S OBP: 0.111, SLG: 0.111										3	2	3	1	1	0	0					
Ryan Church, L OBP: 0.378, SLG: 0.314 39 Kenny Kelly, R OBP: 0.382, SLG: 0.276										3	2	0	1	1	1	4					
25 Marlon Byrd, R OBP: 0.323, SLG: 0.615 32 Chad Cordero, R Damian Jackson, R OBP: 0.406, SLG: 0.321										2	0	0	0	1	0	2					
7 Wiki Gonzalez, R OBP: 0.542, SLG: 0.667 10 Brandon Harper, R OBP: 0.250, SLG: 0.143										2	1	2	4	1	0	0					
Ramon Ortiz, R										0	0	0	0	1	0	0					
21 George Lombard, L OBP: 0.323, SLG: 0.464 Joey Eischen, L										1	0	0	0	0	0	1					
Tyrell Godwin, L OBP: 0.391, SLG: 0.619										0	0	0	0	0	0	0					
Inning Stats	R: 0 E: 0 K: 0 S: 3	H: 0 LOB: 0 BB: 0 P: 3	R: 2 E: 0 K: 1 S: 6	H: 2 LOB: 3 BB: 1 P: 18	R: 2 E: 0 K: 0 S: 5	H: 2 LOB: 1 BB: 1 P: 9	R: 1 E: 1 K: 0 S: 4	H: 1 LOB: 1 BB: 1 P: 8	R: 0 E: 0 K: 1 S: 6	H: 1 LOB: 1 BB: 0 P: 6	R: 0 E: 0 K: 2 S: 7	H: 0 LOB: 1 BB: 0 P: 8	R: 5 E: 1 K: 1 S: 11	H: 5 LOB: 2 BB: 0 P: 11	R: 0 E: 0 K: 1 S: 6	H: 1 LOB: 2 BB: 1 P: 10		1B: 6 2B: 4 3B: 0 HR: 2	SF: 0 SAC: 0 DP: 1 HBP: 1	WP: 0 PB: 0 SB: 0 CS: 0	PA: 43
PITCHER	IP WLS BF H R ER SO BB IBB HBP BLK WP HR S P ERA WHIP																				
Yusaku Iriki, R ERA: 5.06	3.2 L 20 5 5 5 1 5 0 0 0 0 0 0 2 17 3.7 2.727																				
Royce Ring, L ERA: 2.16	2.1 9 1 0 0 3 0 0 1 0 0 0 0 14 15 0.00 0.429																				
Henry Owens, R ERA: 10.5	1.0 9 5 5 4 1 0 0 0 0 0 0 0 11 11 36.00 5.000																				
Heath Bell, R ERA: 1.8	1.0 5 1 0 0 1 1 0 0 0 0 0 0 6 10 0.00 2.000																				

Batter	1	2	3	4	5	6	7	8	9	AB	R	H	RBI	BB	SO	LOB	TOP										
25 Marlon Byrd, R OBP: 0.417, SLG: 0.571 39 Kenny Kelly, R OBP: 0.400, SLG: 0.300	G5-3		K		G5-3			DI 1B		3	0	0	0	0	1	1	Washington Nationals @ Los Angeles Dodgers Holman Stadium, Vero Beach, FL Sun Mar 19 2006, 1:05 PM EST Att: 4,372 - Cloudy - 75 F										
Royce Clayton, R OBP: 0.255, SLG: 0.277	G6-3			11 1B G3 1B		F9		K 1-2		4	1	1	0	0	1	1											
Ryan Church, L OBP: 0.375, SLG: 0.316 21 George Lombard, L OBP: 0.313, SLG: 0.448	1B			G3		F8		K		3	0	1	0	0	0	1											
11 Ryan Zimmerman, R OBP: 0.388, SLG: 0.591 Brendan Harris, R OBP: 0.341, SLG: 0.368	K			G4-3 1B		L4			G5-3	3	0	1	0	0	1	1											
Daryle Ward, L OBP: 0.262, SLG: 0.500		G3		G4-3					F7	4	0	0	1	0	0	1											
Matthew LeCroy, R OBP: 0.273, SLG: 0.355	G6-3			G4-3					K	4	0	0	0	0	1	1											
Michael Tucker, L OBP: 0.242, SLG: 0.179	K			G4-3						2	0	0	0	1	1	0											
Damian Jackson, R OBP: 0.400, SLG: 0.323				G4-3				BB		3	0	1	0	0	1	1											
40 Billy Traber, L Tyrell Godwin, L Gary Majewski, R 52 Saul Rivera, S Brandon Watson, L 37 Travis Hughes, R	G1-3					F8			F8	1	0	0	0	0	0	0											
Inning Stats	R: 0 E: 0 K: 1 S: 6	H: 1 LOB: 1 BB: 0 P: 6	R: 0 E: 0 K: 1 S: 5	H: 0 LOB: 0 BB: 0 P: 5	R: 0 E: 0 K: 1 S: 5	H: 0 LOB: 0 BB: 0 P: 5	R: 1 E: 0 K: 0 S: 5	H: 2 LOB: 1 BB: 0 P: 5	R: 0 E: 0 K: 0 S: 4	H: 1 LOB: 1 BB: 0 P: 4	R: 0 E: 0 K: 0 S: 3	H: 0 LOB: 0 BB: 0 P: 3	R: 0 E: 0 K: 1 S: 5	H: 1 LOB: 1 BB: 0 P: 9	R: 0 E: 0 K: 1 S: 5	H: 0 LOB: 0 BB: 0 P: 5		1B: 5 2B: 0 3B: 0 HR: 0	SF: 0 SAC: 0 DP: 0 HBP: 0	WP: 0 PB: 0 SB: 0 CS: 0	PA: 33						
PITCHER	IP	WLS	BF	H	R	ER	SO	BB	IBB	HBP	BLK	WP	HR	S	P	ERA	WHIP										
Derek Lowe, R ERA: 0.69	6.0	W	22	4	1	1	3	0	0	0	0	0	0	28	28	1.50	0.667										
Eric Gagne, R ERA: 0.75	1.0		4	0	0	0	1	1	0	0	0	0	0	5	9	0.00	1.000										
51 Jonathan Broxton, R ERA: 2.25	1.0		3	0	0	0	1	0	0	0	0	0	0	5	5	0.00	0.000										

Batter	1	2	3	4	5	6	7	8	9	AB	R	H	RBI	BB	SO	LOB	BOTTOM										
15 Rafael Furcal, S OBP: 0.333, SLG: 0.375 18 Ramon Martinez, R OBP: 0.414, SLG: 0.556	FC4 1B E	G6-3		G5-3	1-3 2B			1-3 2H 2B		4	1	2	0	0	0	0	Washington Nationals @ Los Angeles Dodgers Holman Stadium, Vero Beach, FL Sun Mar 19 2006, 1:05 PM EST Att: 4,372 - Cloudy - 75 F										
Kenny Lofton, L OBP: 0.200, SLG: 0.167 Cody Ross, R OBP: 0.423, SLG: 0.957	E 12 SF8 1B	G1-3		E3 PB	F7			G6-3		4	1	1	0	0	0	2											
José Cruz Jr., S OBP: 0.429, SLG: 0.333 49 Delwyn Young, S OBP: 0.138, SLG: 0.241	FC4 1B			4-0 1-2 BB		P5		G3		3	1	1	0	1	0	1											
12 Jeff Kent, R OBP: 0.273, SLG: 0.579 13 Oscar Robles, L OBP: 0.412, SLG: 0.429	SF8	FC6-4 1B		G4-3		G5-3		G6-3		3	0	0	1	0	0	3											
5 Nomar Garciaparra, R OBP: 0.216, SLG: 0.171 7 James Loney, L OBP: 0.500, SLG: 0.625	P3			G5-3		K		F8		4	0	0	0	0	1	1											
Bill Mueller, S OBP: 0.400, SLG: 0.724 Willy Aybar, S OBP: 0.341, SLG: 0.278	2B E 1B			HR		HR 1B		G6-3		3	3	3	2	0	0	0											
Ricky Ledee, L OBP: 0.429, SLG: 1.000 70 Edwin Bellorin, R OBP: 0.600, SLG: 0.600	E 2B			K		HR		F8		4	2	2	2	0	1	0											
Sandy Alomar Jr., R OBP: 0.267, SLG: 0.733 16 Andre Ethier, L OBP: 0.346, SLG: 0.500	E5			F7		G4-3		18 2B 2B		4	0	1	0	0	0	0											
Derek Lowe, R OBP: 0.333, SLG: 0.333 Eric Gagne, R OBP: 0.388, SLG: 0.273 51 Jonathan Broxton, R OBP: 0.341, SLG: 0.368 Dany's Baez, R ERA: 2.25	F8			P3		15 2B 1B		18 2B BB		3	0	1	0	0	0	1											
Inning Stats	R: 5 E: 2 K: 0 S: 9	H: 4 LOB: 1 BB: 0 P: 9	R: 0 E: 0 K: 0 S: 4	H: 1 LOB: 1 BB: 0 P: 4	R: 1 E: 0 K: 1 S: 6	H: 1 LOB: 0 BB: 0 P: 6	R: 0 E: 1 K: 0 S: 4	H: 0 LOB: 2 BB: 1 P: 8	R: 2 E: 0 K: 0 S: 7	H: 4 LOB: 2 BB: 0 P: 7	R: 0 E: 0 K: 1 S: 5	H: 0 LOB: 0 BB: 0 P: 5	R: 1 E: 0 K: 0 S: 5	H: 2 LOB: 2 BB: 1 P: 9	R: 0 E: 0 K: 0 S: 3	H: 0 LOB: 0 BB: 0 P: 3		1B: 6 2B: 4 3B: 0 HR: 2	SF: 1 SAC: 0 DP: 0 HBP: 0	WP: 0 PB: 1 SB: 0 CS: 0	PA: 41						
PITCHER	IP	WLS	BF	H	R	ER	SO	BB	IBB	HBP	BLK	WP	HR	S	P	ERA	WHIP										
40 Billy Traber, L ERA: 2.25	4.0	L	22	6	6	2	1	1	0	0	0	0	1	7	7	18.00	4.000										
Gary Majewski, R ERA: 15.0	1.0		7	4	2	2	0	0	0	0	0	0	1	7	7	18.00	4.000										
52 Saul Rivera, R ERA: 2.79	2.0		9	2	1	1	1	1	0	0	0	0	0	10	14	4.50	1.500										
37 Travis Hughes, R ERA: 15.0	1.0		3	0	0	0	0	0	0	0	0	0	0	3	3	0.00	0.000										



Batter	1	2	3	4	5	6	7	8	9	AB	R	H	RBI	BB	SO	LOB	TOP																
15 Rafael Furcal, S Chin-Lung Hu, R OBP: 0.417, SLG: 0.400 OBP: 0.333, SLG: 0.300										2	0	1	0	1	1	0	Los Angeles Dodgers @ Washington Nationals Space Coast Stadium, Viera, FL Mon Mar 20 2006, 6:05 PM EST Att. 4,554 - Clear - 69 F																
Kenny Lofton, L 16 Andre Ethier, L OBP: 0.179, SLG: 0.148 OBP: 0.345, SLG: 0.500										3	0	0	0	0	0	4																	
5 Nomar Garciaparra, R Hee-Seop Choi, L OBP: 0.290, SLG: 0.237 OBP: 0.500, SLG: 0.500										3	1	2	0	0	0	0																	
12 Jeff Kent, R 74 Tony Abreu, S OBP: 0.280, SLG: 0.545 OBP: 0.375, SLG: 0.300										3	0	1	0	0	0	1																	
Joel Guzman, R Brian Meadows, R OBP: 0.333, SLG: 0.500										4	2	1	2	0	0	2																	
17 Jason Repko, R OBP: 0.372, SLG: 0.459										5	1	1	2	0	1	2																	
18 Ramon Martinez, R 13 Oscar Robles, L OBP: 0.406, SLG: 0.517 OBP: 0.444, SLG: 0.429										2	1	0	0	1	0	0																	
55 Russell Martin, R 16 Pat Borders, R OBP: 0.444, SLG: 0.520 OBP: 0.235, SLG: 0.188										2	2	2	4	2	0	0																	
31 Brad Penny, R Cody Ross, R 47 Tim Hamulack, R D.J. Houlton, R Willy Aybar, S 44 Takashi Saito, L										1	0	0	0	0	1	1																	
Inning Stats	R: 0 E: 0 K: 1 S: 5	H: 0 LOB: 0 BB: 0 P: 5	R: 0 E: 0 K: 0 S: 3	H: 0 LOB: 0 BB: 0 P: 3	R: 0 E: 0 K: 1 S: 6	H: 1 LOB: 2 BB: 1 P: 11	R: 0 E: 0 K: 0 S: 4	H: 1 LOB: 1 BB: 0 P: 5	R: 0 E: 0 K: 0 S: 5	H: 0 LOB: 2 BB: 2 P: 13	R: 4 E: 0 K: 1 S: 9	H: 4 LOB: 1 BB: 1 P: 13	R: 7 E: 1 K: 0 S: 9	H: 5 LOB: 2 BB: 2 P: 18	R: 0 E: 0 K: 1 S: 5	H: 0 LOB: 1 BB: 0 P: 9		R: 0 E: 0 K: 1 S: 5	H: 0 LOB: 0 BB: 0 P: 5	1B: 8 2B: 2 3B: 0 HR: 1	SF: 1 SAC: 1 DP: 0 HBP: 1	WP: 2 PB: 1 SB: 2 CS: 0	PA: 47										
PITCHER	IP WLS BF H R ER SO BB IBB HBP BLK WP HR S P ERA WHIP																																
Tony Armas, R (1, 1)	3.0	11	1	0	0	2	1	0	0	0	1	0	14	19	0.00	0.667																	
Mike Stanton, L (4, 1)	1.0	4	1	0	0	0	0	0	0	0	0	0	4	5	0.00	1.000																	
Felix Rodriguez, R (5, 1)	1.0	5	0	0	0	0	2	0	0	0	0	0	5	13	0.00	2.000																	
Joey Eischen, L (6, 1)	1.0	L	8	4	4	4	1	1	0	0	0	1	1	9	13	36.00	5.000																
Valerio De Los Santos, L (7, 1)	0.1	7	4	6	5	0	1	0	0	0	0	0	0	6	10	135.00	15.000																
PITCHER	IP WLS BF H R ER SO BB IBB HBP BLK WP HR S P ERA WHIP																																
57 Jason Bergmann, R (7, 1)	1.2	9	1	1	0	1	2	0	0	0	0	0	0	5	5	0.00	0.000																
Bill Bray, L (9, 1)	1.0	3	0	0	0	1	0	0	0	0	0	0	0	5	5	0.00	0.000																

AB	37
R	11
H	11
RBI	11
BB	7
SO	5
LOB	17



Batter	1	2	3	4	5	6	7	8	9	AB	R	H	RBI	BB	SO	LOB	BOTTOM															
Alfonso Soriano, R Brandon Watson, L OBP: 0.382, SLG: 0.367										0	0	0	0	0	0	0	Los Angeles Dodgers @ Washington Nationals Space Coast Stadium, Viera, FL Mon Mar 20 2006, 6:05 PM EST Att. 4,554 - Clear - 69 F															
Jose Vidro, S Brendan Harris, R OBP: 0.273, SLG: 0.258 OBP: 0.333, SLG: 0.359										2	1	0	0	1	0	1																
Jose Guillen, R 21 George Lombard, L OBP: 0.294, SLG: 0.419										2	0	0	0	0	0	2																
24 Nick Johnson, L OBP: 0.235, SLG: 0.419										4	0	1	1	0	1	0																
11 Ryan Zimmerman, R (1, 5)										4	1	1	1	0	0	1																
Ryan Church, L OBP: 0.385, SLG: 0.333										4	1	2	0	0	0	0																
Royce Clayton, R OBP: 0.236, SLG: 0.255										4	0	0	0	0	1	4																
Brian Schneider, L 27 Mike DiFelice, R OBP: 0.424, SLG: 0.484										2	0	0	0	0	0	0																
Tony Armas, R Mike Stanton, L Felix Rodriguez, R Willy Aybar, S Valerio De Los Santos, L Joey Eischen, L Jason Bergmann, R Darin Erstad, L Bill Bray, L 39 Kenley Kenley, R										1	0	0	0	0	0	0																
Inning Stats	R: 2 E: 0 K: 0 S: 6	H: 3 LOB: 2 BB: 1 P: 10	R: 0 E: 0 K: 0 S: 4	H: 1 LOB: 0 BB: 0 P: 5	R: 0 E: 0 K: 0 S: 3	H: 0 LOB: 0 BB: 0 P: 3	R: 0 E: 0 K: 0 S: 3	H: 0 LOB: 0 BB: 0 P: 3	R: 0 E: 0 K: 0 S: 5	H: 0 LOB: 0 BB: 0 P: 3	R: 0 E: 0 K: 1 S: 4	H: 0 LOB: 0 BB: 0 P: 4	R: 1 E: 0 K: 2 S: 11	H: 1 LOB: 2 BB: 0 P: 11	R: 2 E: 0 K: 2 S: 11	H: 4 LOB: 2 BB: 0 P: 11		1B: 7 2B: 1 3B: 0 HR: 1	SF: 0 SAC: 0 DP: 0 HBP: 0	WP: 0 PB: 0 SB: 2 CS: 0	PA: 37											
PITCHER	IP WLS BF H R ER SO BB IBB HBP BLK WP HR S P ERA WHIP																															
31 Brad Penny, R (1, 1)	5.0	20	4	2	2	0	1	0	0	0	0	0	19	24	3.60	1.000																
47 Tim Hamulack, L (6, 1)	1.0	H	3	0	0	0	0	0	0	0	0	0	3	3	0.00	0.000																
D.J. Houlton, R (7, 1)	2.0	7	1	1	1	1	0	0	0	0	0	1	9	9	4.50	0.500																
44 Takashi Saito, R (9, 1)	1.0	7	4	2	2	2	0	0	0	0	0	0	11	11	18.00	4.000																



Batter	1	2	3	4	5	6	7	8	9	AB	R	H	RBI	BB	SO	LOB	TOP										
Alfonso Soriano, R (1,7) OBP: 0.500, SLG: 0.667	F8			G4-3 G5-3 2B		L6		39 1B BB		3	2	1	0	1	0	0	Washington Nationals @ St. Louis Cardinals Roger Dean Stadium, Jupiter, FL Wed Mar 22 2006, 1:05 PM EST Att: 6,685 - Sunny - 83 F										
Jose Vidro, S (1,4) OBP: 0.250, SLG: 0.235 Brendan Harris, R (7,4) OBP: 0.348, SLG: 0.375	F7			G4-3			K	39 1B 1-2 2-3 1B		3	0	0	0	0	1	1											
Jose Guillen, R (1,9) 39 Kenny Kelly, R (7,9) OBP: 0.432, SLG: 0.344	G5-3			G5-3			K	24 1B 1-3 2-H 3-H 1-3 1B		3	0	0	1	0	1	0											
24 Nick Johnson, L (1,3)		G1-3		F7			11 1B 1-2 1B			4	0	1	0	0	1	2											
11 Ryan Zimmerman, R (1,5) OBP: 0.386, SLG: 0.549 69 Josh Labandeira, R (9, PR)	F8					K			G4-6-3 BB	3	0	1	0	1	1	0											
Ryan Church, L (1,8) OBP: 0.394, SLG: 0.311 Bill Bray, L (8,1)	G1					F9			G4-6-3	3	0	0	0	0	0	2											
Michael Tucker, L (9, PH) OBP: 0.229, SLG: 0.167									1-2	1	0	0	0	0	0	1											
Brian Schneider, L (1,2) 54 Steve Watkins, R (6,1)				F7					G4-3	2	0	0	0	0	0	0											
Brandon Watson, L (8, PH) OBP: 0.368, SLG: 0.353						F8			F8	2	0	0	0	0	0	1											
Damian Jackson, R (1,6) OBP: 0.366, SLG: 0.294				G5-3					L9	3	0	0	0	0	1	0											
63 Kyle Denney, R (1,1) Gary Majewski, R (4,1) 38 Kevin Gryboski, R (4,1) 35 Alberto Castillo, R (6, PH) (6,2)									E5 1B 39 1B	1	0	0	0	0	1	0											
Inning Stats	R: 0 E: 0 K: 0 S: 3	H: 0 LOB: 0 BB: 0 P: 3	R: 0 E: 0 K: 0 S: 3	H: 0 LOB: 0 BB: 0 P: 3	R: 0 E: 0 K: 1 S: 5	H: 0 LOB: 0 BB: 0 P: 5	R: 1 E: 0 K: 0 S: 4	H: 1 LOB: 0 BB: 0 P: 4	R: 0 E: 0 K: 1 S: 5	H: 0 LOB: 0 BB: 0 P: 5	R: 0 E: 0 K: 2 S: 9	H: 2 LOB: 2 BB: 0 P: 9	R: 2 E: 1 K: 1 S: 8	H: 2 LOB: 2 BB: 1 P: 13	R: 0 E: 0 K: 0 S: 2	H: 0 LOB: 1 BB: 1 P: 6		1B: 4 2B: 1 3B: 0 HR: 0	SF: 0 SAC: 0 DP: 1 HBP: 0	WP: 0 PB: 0 SB: 0 CS: 0	PA: 34						
PITCHER	IP	WLS	BF	H	R	ER	SO	BB	IBB	HBP	BLK	WP	HR	S	P	ERA	WHIP										
Jason Marquis, R (1,1) ERA: 3.97	5.2	W	18	1	1	1	3	0	0	0	0	0	0	24	24	1.59	0.176										
Ricardo Rincon, L (6,1) ERA: 0.77	0.1		1	0	0	0	0	0	0	0	0	0	0	1	1	0.00	0.000										
50 Adam Wainwright, R (7,1) ERA: 0.77	1.0		5	2	0	0	2	0	0	0	0	0	0	9	9	0.00	2.000										
36 Alan Benes, R (8,1) ERA: 1.59	1.0		7	2	2	0	1	1	0	0	0	0	0	8	13	0.00	3.000										
44 Jason Isringhausen, R (9,1) ERA: 1.59	1.0		3	0	0	0	0	1	0	0	0	0	0	2	6	0.00	1.000										

Batter	1	2	3	4	5	6	7	8	9	AB	R	H	RBI	BB	SO	LOB	BOTTOM										
22 David Eckstein, R (1,6) OBP: 0.409, SLG: 0.389 Deivi Cruz, R (5,6) OBP: 0.138, SLG: 0.276	G5-3			F7-4 55 PB 1B	G6-3			G3-1		3	1	2	2	0	0	0	Washington Nationals @ St. Louis Cardinals Roger Dean Stadium, Jupiter, FL Wed Mar 22 2006, 1:05 PM EST Att: 6,685 - Sunny - 83 F										
55 Skip Schumaker, L (1,8) OBP: 0.367, SLG: 0.364 So Taguchi, R (7,8) OBP: 0.309, SLG: 0.250	G5-4-3 1B			FC3 27 1B	G4-3			K		3	2	1	0	1	0	1											
5 Albert Pujols, R (1,3) OBP: 0.375, SLG: 0.857 16 Chris Duncan, L (6, PR) (7,9) OBP: 0.353, SLG: 0.574	G5-4-3			E4 43 1B 2B	F7-4				26 G3-6 HBP	3	1	1	2	0	0	3											
27 Scott Rolen, R (1,5) OBP: 0.357, SLG: 0.346 26 Scott Spiezio, S (6,5) OBP: 0.357, SLG: 0.489		F9		G6-3				G3-6		3	1	1	0	0	0	1											
53 John Rodriguez, L (1,7) OBP: 0.341, SLG: 0.289										3	2	2	2	1	0	1											
Aaron Miles, S (7,4) OBP: 0.412, SLG: 0.333		43 E 4 1B FC5		43 1B BB				F9		0	0	0	0	0	0	0											
43 Juan Encarnacion, R (1,9) OBP: 0.500, SLG: 0.400 John Gall, R (6,7) OBP: 0.275, SLG: 0.333		FC5 4 1B								3	0	2	2	0	0	1											
4 Yadier Molina, R (1,2) OBP: 0.619, SLG: 0.800 47 Brian Daubach, L (7,3) OBP: 0.424, SLG: 0.667										3	0	2	1	0	0	2											
3 Junior Spivey, R (1,4) OBP: 0.273, SLG: 0.170 50 Adam Wainwright, R (7,1) ERA: 37.8 36 Alan Benes, R (8,1) 44 Jason Isringhausen, R (9,1)										1	0	0	0	0	1	0											
Jason Marquis, L (1,1) OBP: 0.333, SLG: 0.667 Ricardo Rincon, L (6,1) Gary Bennett, R (7,2) OBP: 0.355, SLG: 0.379										3	1	1	0	0	1	0											
Inning Stats	R: 0 E: 0 K: 0 S: 3	H: 1 LOB: 0 BB: 0 P: 3	R: 1 E: 1 K: 0 S: 5	H: 2 LOB: 1 BB: 0 P: 5	R: 3 E: 1 K: 1 S: 8	H: 3 LOB: 2 BB: 2 P: 16	R: 5 E: 1 K: 0 S: 9	H: 6 LOB: 2 BB: 0 P: 12	R: 0 E: 0 K: 0 S: 3	H: 0 LOB: 0 BB: 0 P: 3	R: 0 E: 0 K: 2 S: 7	H: 0 LOB: 0 BB: 0 P: 7	R: 0 E: 0 K: 1 S: 5	H: 0 LOB: 0 BB: 0 P: 5	R: 0 E: 0 K: 0 S: 2	H: 0 LOB: 1 BB: 0 P: 4		1B: 9 2B: 4 3B: 0 HR: 0	SF: 0 SAC: 0 DP: 4 HBP: 2	WP: 1 PB: 1 SB: 0 CS: 0	PA: 38						
PITCHER	IP	WLS	BF	H	R	ER	SO	BB	IBB	HBP	BLK	WP	HR	S	P	ERA		WHIP									
63 Kyle Denney, R (1,1) ERA: 10.2	3.0	L	16	6	4	3	1	2	0	0	0	0	0	16	24	9.00	2.667										
Gary Majewski, R (4,1) ERA: 37.8	0.2		8	5	5	5	0	0	0	1	0	0	0	7	9	67.50	7.500										
38 Kevin Gryboski, R (4,1) ERA: 1.59	1.1		5	1	0	0	0	0	0	0	0	1	0	5	6	0.00	0.750										
54 Steve Watkins, R (6,1) ERA: 1.2	2.0		6	0	0	0	2	0	0	1	0	0	0	9	11	0.00	0.000										
Bill Bray, L (8,1) ERA: 7.71	1.0		3	0	0	0	1	0	0	0	0	0	0	5	5	0.00	0.000										



Batter	1	2	3	4	5	6	7	8	9	AB	R	H	RBI	BB	SO	LOB	TOP																						
Luis Matos, R OBP: 0.333, SLG: 0.400 (1, 8)	G1-3		G6-4-3			G5-4-3		K		4	0	0	0	0	1	3																							
David Newhan, L OBP: 0.487, SLG: 0.657 Cory Morris, R (6, 1) John Halama, L (8, 1) 25 Howie Clark, L (9, PH)	G4-3			P5		F8		F7		3	0	0	0	0	0	0																							
10 Miguel Tejada, R OBP: 0.333, SLG: 0.417 59 Eddy Garabito, S OBP: 0.192, SLG: 0.160	1B			P4			P1	G1		3	0	1	0	0	0	0																							
Javy Lopez, R OBP: 0.174, SLG: 0.348 79 Esik Sneed, S OBP: 0.333, SLG: 0.500 (9, PR)	K			G6-3			G5-3	21 1B		4	0	1	0	0	1	1																							
21 Nick Markakis, L OBP: 0.464, SLG: 0.556		CS 1B		G4-3				1B		4	0	4	0	0	0	0																							
Desi Relaford, S OBP: 0.297, SLG: 0.226		F7		G4-3			P3	K		4	0	0	0	0	1	5																							
Chris Gomez, R OBP: 0.313, SLG: 0.273		G6-3		FC5-2-6-5				F8		3	0	0	0	0	0	1																							
16 Ed Rogers, R OBP: 0.293, SLG: 0.390 (7, 6)			F7			K		G6-3		3	0	0	0	0	1	1																							
Bruce Chen, L OBP: 1.000, SLG: 1.000 17 Corey Patterson, L OBP: 0.286, SLG: 0.365 (6, PH) (6, 9)										1	0	1	0	0	0	0																							
										2	0	2	0	0	0	0																							
Inning Stats	R: 0 E: 0 K: 1 S: 6	H: 1 LOB: 1 BB: 0 P: 6	R: 0 E: 0 K: 0 S: 4	H: 1 LOB: 0 BB: 0 P: 4	R: 0 E: 0 K: 0 S: 3	H: 1 LOB: 0 BB: 0 P: 3	R: 0 E: 0 K: 0 S: 3	H: 0 LOB: 0 BB: 0 P: 3	R: 0 E: 0 K: 1 S: 6	H: 1 LOB: 1 BB: 0 P: 6	R: 0 E: 0 K: 0 S: 4	H: 1 LOB: 1 BB: 0 P: 4	R: 0 E: 0 K: 1 S: 6	H: 1 LOB: 2 BB: 0 P: 7	R: 0 E: 0 K: 1 S: 7	H: 2 LOB: 2 BB: 0 P: 7	1B: 7 2B: 2 3B: 0 HR: 0	SF: 0 SAC: 0 DP: 2 HBP: 0	WP: 0 PB: 0 SB: 1 CS: 1	PA: 33																			
PITCHER	IP	WLS	BF	H	R	ER	SO	BB	IBB	HBP	BLK	WP	HR	S	P	ERA	WHIP	PITCHER				IP	WLS	BF	H	R	ER	SO	BB	IBB	HBP	BLK	WP	HR	S	P	ERA	WHIP	
Ramon Ortiz, R ERA: 6.5 (1, 1)	6.0	W	20	5	0	0	2	0	0	0	0	0	0	25	25	0.00	0.833																						
Felix Rodriguez, R ERA (7, 1)	2.0	H	8	2	0	0	1	0	0	0	0	0	0	10	10	0.00	1.000																						
52 Saul Rivera, R ERA: 2.53 (9, 1)	1.0	S	5	2	0	0	1	0	0	0	0	0	0	7	7	0.00	2.000																						

Baltimore Orioles @ Washington Nationals
Space Coast Stadium, Viera, FL
Thu Mar 23 2006, 1:05 PM EST
Att: 3,732 - Cloudy - 72 F

AB 33
R 0
H 9
RBI 0
BB 0
SO 4
LOB 11



Batter	1	2	3	4	5	6	7	8	9	AB	R	H	RBI	BB	SO	LOB	BOTTOM																						
Alfonso Soriano, R OBP: 0.375, SLG: 0.429 (1, 7)	K		K			F8		SH1-4 1B		4	0	1	0	0	2	0																							
Marlon Anderson, L OBP: 0.385, SLG: 0.409 (1, 4) (9, 3)	24 BB HBP		G4-3			G1-3		SH1-4		2	0	0	0	0	0	0																							
Jose Guillen, R (1, 9) 21 George Lombard, L OBP: 0.294, SLG: 0.419 (6, PR) Damian Jackson, R OBP: 0.368, SLG: 0.294 (9, 4)	F9		F9			K		IBB		3	0	0	0	1	1	1																							
24 Nick Johnson, L OBP: 0.244, SLG: 0.378 Brendan Harris, R OBP: 0.340, SLG: 0.366 (7, 5)	BB			P6		G4-3		F9		2	0	0	0	1	0	0																							
11 Ryan Zimmerman, R OBP: 0.383, SLG: 0.537 Felix Rodriguez, R (7, 1) Matthew LeCroy, R OBP: 0.265, SLG: 0.344 (6, PH) 52 Saul Rivera, S (9, 1)	F9			25 1B SF8 1B		F9		F9		3	1	1	0	0	0	2																							
25 Marlon Byrd, R OBP: 0.431, SLG: 0.568 (1, 8)	K			1B				G6-4-3 BB		2	0	1	0	1	1	0																							
Royce Clayton, R OBP: 0.224, SLG: 0.245 (1, 6)	G4-3			SF8		G6-4-3				2	0	0	1	0	0	1																							
Brian Schneider, L OBP: 0.167, SLG: 0.167 7 Wiki Gonzalez, R OBP: 0.520, SLG: 0.632 (1, 2) (7, 2)	1B			F7		K				2	0	1	0	0	0	1																							
Ramon Ortiz, R (1, 1) Daryle Ward, L OBP: 0.295, SLG: 0.585 39 Kenny Kelly, R OBP: 0.432, SLG: 0.344 (6, PR) (9, 9)	K			K2-3				SH1-4 1B BB		2	0	0	0	0	2	1																							
										0	0	0	0	1	0	0																							
										0	0	0	0	0	0	0																							
Inning Stats	R: 0 E: 0 K: 1 S: 5	H: 0 LOB: 2 BB: 1 P: 10	R: 0 E: 0 K: 2 S: 8	H: 1 LOB: 1 BB: 0 P: 8	R: 0 E: 0 K: 1 S: 5	H: 0 LOB: 0 BB: 0 P: 5	R: 1 E: 0 K: 0 S: 5	H: 2 LOB: 1 BB: 0 P: 6	R: 0 E: 0 K: 1 S: 5	H: 0 LOB: 0 BB: 0 P: 5	R: 0 E: 0 K: 1 S: 5	H: 0 LOB: 0 BB: 0 P: 5	R: 0 E: 0 K: 1 S: 4	H: 0 LOB: 1 BB: 1 P: 8	R: 0 E: 0 K: 0 S: 4	H: 1 LOB: 3 BB: 2 P: 12	1B: 4 2B: 0 3B: 0 HR: 0	SF: 1 SAC: 1 DP: 1 HBP: 1	WP: 0 PB: 0 SB: 1 CS: 0	PA: 32																			
PITCHER	IP	WLS	BF	H	R	ER	SO	BB	IBB	HBP	BLK	WP	HR	S	P	ERA	WHIP	PITCHER				IP	WLS	BF	H	R	ER	SO	BB	IBB	HBP	BLK	WP	HR	S	P	ERA	WHIP	
Bruce Chen, L ERA: 4.2 (1, 1)	5.0	L	20	3	1	1	5	1	0	1	0	0	0	28	34	1.80	0.800																						
Cory Morris, R ERA (6, 1)	2.0		6	0	0	0	2	1	0	0	0	0	0	9	13	0.00	0.500																						
John Halama, L ERA: 2.25 (8, 1)	1.0		6	1	0	0	0	1	1	0	0	0	0	4	12	0.00	2.000																						

Baltimore Orioles @ Washington Nationals
Space Coast Stadium, Viera, FL
Thu Mar 23 2006, 1:05 PM EST
Att: 3,732 - Cloudy - 72 F

AB 25
R 1
H 4
RBI 1
BB 4
SO 7
LOB 12



Batter	1	2	3	4	5	6	7	8	9	AB	R	H	RBI	BB	SO	LOB	TOP								
Alfonso Soriano, R (1,7) OBP: 0.364, SLG: 0.700 Brandon Watson, L (5,8) OBP: 0.362, SLG: 0.346										3	1	1	3	0	0	0	Washington Nationals @ Atlanta Braves Cracker Jack Stadium, Lake Buena Vista, FL Fri Mar 24 2006, 7:05 PM EST Att: 10,235 - Clear - 65 F								
Marlon Anderson, L (1,4) OBP: 0.386, SLG: 0.383 Damian Jackson, R (6,4) OBP: 0.359, SLG: 0.286										3	0	0	0	0	2	0									
Jose Guillen, R (1,9) OBP: 0.167, SLG: 0.182 25 Marlon Byrd, R (6,7) OBP: 0.423, SLG: 0.556										3	1	1	0	0	0	0									
24 Nick Johnson, L (1,3) OBP: 0.250, SLG: 0.359 Matthew LeCroy, R (6,3) OBP: 0.297, SLG: 0.333										2	0	0	0	1	0	0									
11 Ryan Zimmerman, R (1,5) OBP: 0.381, SLG: 0.544 Brendan Harris, R (6,5) OBP: 0.333, SLG: 0.357										3	0	1	1	0	1	0									
Ryan Church, L (1,8) OBP: 0.339, SLG: 0.286										4	0	0	0	0	2	2									
Royce Clayton, R (1,6) OBP: 0.242, SLG: 0.263										4	1	2	0	0	0	0									
Brian Schneider, L (1,2) OBP: 0.222, SLG: 0.125 Gary Majewski, R (7,1) OBP: 0.359, SLG: 0.286										2	1	0	0	1	1	1									
37 Travis Hughes, R (8,1) OBP: 0.311, SLG: 0.595 57 Jason Bergmann, R (9,1) OBP: 0.311, SLG: 0.357										0	0	0	0	0	0	0									
Livan Hernandez, R (1,1) OBP: 0.250, SLG: 0.250										1	0	0	0	0	0	0									
35 Alberto Castillo, R (7,PH) OBP: 0.250, SLG: 0.250										2	0	1	0	0	1	1									
Inning Stats	R: 0 E: 0 K: 1 S: 5	H: 0 LOB: 0 BB: 0 P: 5	R: 0 E: 0 K: 0 S: 3	H: 0 LOB: 0 BB: 0 P: 3	R: 0 E: 0 K: 1 S: 5	H: 1 LOB: 0 BB: 0 P: 5	R: 1 E: 0 K: 2 S: 9	H: 2 LOB: 2 BB: 1 P: 13	R: 3 E: 0 K: 0 S: 5	H: 2 LOB: 0 BB: 1 P: 9	R: 0 E: 0 K: 2 S: 7	H: 0 LOB: 0 BB: 0 P: 7	R: 0 E: 0 K: 0 S: 4	H: 1 LOB: 1 BB: 0 P: 4	R: 0 E: 1 K: 1 S: 6	H: 0 LOB: 1 BB: 0 P: 6	R: 0 E: 1 K: 1 S: 6	H: 1 LOB: 1 BB: 0 P: 6	1B: 4 2B: 3 3B: 0 HR: 1	SF: 0 SAC: 1 DP: 1 HBP: 0	WP: 2 PB: 0 SB: 0 CS: 1	PA: 36			
PITCHER	IP	WLS	BF	H	R	ER	SO	BB	IBB	HBP	BLK	WP	HR	S	P	ERA	WHIP								
15 Tim Hudson, R (1,1) ERA: 4.05	6.0	L	24	5	4	4	6	2	0	0	0	2	1	34	42	6.00	1.167								
Mike Remlinger, L (7,1) ERA: 8.22	1.0		4	1	0	0	0	0	0	0	0	0	0	4	4	0.00	1.000								
40 Lance Cormier, R (8,1) ERA: 3.27	1.0		4	0	0	0	1	0	0	0	0	0	0	6	6	0.00	0.000								
Chris Reitsma, R (9,1) ERA:	1.0		4	1	0	0	1	0	0	0	0	0	0	6	6	0.00	1.000								

Batter	1	2	3	4	5	6	7	8	9	AB	R	H	RBI	BB	SO	LOB	BOTTOM								
Marcus Giles, R (1,4) OBP: 0.333, SLG: 0.067 4 Pete Orr, L (4,4) OBP: 0.159, SLG: 0.205										1	0	0	0	1	0	1	Washington Nationals @ Atlanta Braves Cracker Jack Stadium, Lake Buena Vista, FL Fri Mar 24 2006, 7:05 PM EST Att: 10,235 - Clear - 65 F								
11 Edgar Renteria, R (1,6) OBP: 0.357, SLG: 0.590 Tony Pena Jr., R (6,6) OBP: 0.311, SLG: 0.357										3	0	0	0	0	2	0									
10 Chipper Jones, S (1,5) OBP: 0.438, SLG: 0.357 Eric Campbell, R (6,5) OBP: 0.311, SLG: 0.357										2	1	1	0	1	1	0									
Andruw Jones, R (1,8) OBP: 0.345, SLG: 0.500 Grégor Blanco, L (6,8) OBP: 0.270, SLG: 0.286										3	0	0	0	0	0	3									
Adam LaRoche, L (1,3) OBP: 0.250, SLG: 0.243 Mike Remlinger, L (7,1) ERA: 8.22										0	0	0	0	0	0	0									
40 Lance Cormier, R (8,1) OBP: 0.364, SLG: 0.566 Chris Reitsma, R (9,1) ERA:										1	0	0	0	0	1	0									
7 Jeff Francoeur, R (1,9) OBP: 0.714, SLG: 1.385 90 Brandon Jones, L (7,9) OBP: 0.400, SLG: 0.600										3	1	3	1	0	0	0									
16 Brian McCann, L (1,2) OBP: 0.270, SLG: 0.286 70 Clint Sammons, R (7,2) OBP: 0.250, SLG: 0.167										3	0	1	1	0	0	2									
Ryan Langerhans, L (1,7) OBP: 0.400, SLG: 0.439										4	0	1	0	0	1	3									
15 Tim Hudson, R (1,1) ERA: 4.05 76 J.J. Jurries, R (7,3) OBP: 0.444, SLG: 0.658										1	0	0	0	0	0	0									
Inning Stats	R: 0 E: 0 K: 1 S: 4	H: 0 LOB: 1 BB: 1 P: 8	R: 0 E: 0 K: 0 S: 4	H: 1 LOB: 1 BB: 0 P: 4	R: 0 E: 0 K: 0 S: 4	H: 1 LOB: 1 BB: 0 P: 4	R: 2 E: 0 K: 0 S: 6	H: 3 LOB: 1 BB: 0 P: 6	R: 0 E: 1 K: 0 S: 4	H: 0 LOB: 2 BB: 1 P: 8	R: 0 E: 0 K: 1 S: 6	H: 1 LOB: 1 BB: 0 P: 6	R: 0 E: 0 K: 2 S: 7	H: 0 LOB: 0 BB: 0 P: 7	R: 0 E: 0 K: 1 S: 5	H: 0 LOB: 1 BB: 1 P: 9	R: 0 E: 0 K: 2 S: 8	H: 1 LOB: 1 BB: 0 P: 8	1B: 5 2B: 2 3B: 0 HR: 0	SF: 0 SAC: 1 DP: 1 HBP: 0	WP: 0 PB: 0 SB: 0 CS: 0	PA: 37			
PITCHER	IP	WLS	BF	H	R	ER	SO	BB	IBB	HBP	BLK	WP	HR	S	P	ERA	WHIP								
Livan Hernandez, R (1,1) ERA: 1.93	6.0	W	26	6	2	2	2	2	0	0	0	0	0	28	36	3.00	1.333								
Gary Majewski, R (7,1) ERA: 23.63	1.0	H	3	0	0	0	2	0	0	0	0	0	0	7	7	0.00	0.000								
37 Travis Hughes, R (8,1) ERA: 12.86	1.0	H	4	0	0	0	1	1	0	0	0	0	0	5	9	0.00	1.000								
57 Jason Bergmann, R (9,1) ERA: 2.57	1.0	S	4	1	0	0	2	0	0	0	0	0	0	8	8	0.00	1.000								



livebaseballscores.com

livebaseballscores.com

Batter	1	2	3	4	5	6	7	8	9	AB	R	H	RBI	BB	SO	LOB	TOP									
Brandon Watson, L (1,8) OBP: 0.371, SLG: 0.345	1-1 FC6 24 1B		0-0 G4-3			0-0 G4-3		4-1 S BB		3	0	1	0	1	0	0	Washington Nationals @ Detroit Tigers Joker Marchant Stadium, Lakeland, FL Sat Mar 25 2006, 1:05 PM EST Att: 5,087 - Sunny - 63 F									
Jose Vidro, S (1,4) OBP: 0.225, SLG: 0.211	0-1 F7			0-0 G4-3		0-0 P5		3-0 L9-6		4	0	0	0	0	0	3										
24 Nick Johnson, L (1,3) OBP: 0.356, SLG: 0.333 Daryle Ward, L (6,3) OBP: 0.304, SLG: 0.581	0-0 FC6 11 FC6-4			0-0 G4-3		0-0 P5		0-3 K		3	0	0	0	0	0	1										
11 Ryan Zimmerman, R (1,5) OBP: 0.373, SLG: 0.541	0-0 FC6-4			0-3 K			0-0 2B		0-0 G5-3	4	0	1	0	0	1	1										
Ryan Church, L (1,9) OBP: 0.333, SLG: 0.283		3-1 F7			0-0 G3-1 G5-3 1B		0-0 F9		3-3 K	4	0	1	0	0	1	1										
Royce Clayton, R (1,6) OBP: 0.234, SLG: 0.254 Brendan Harris, R (5,6) OBP: 0.360, SLG: 0.395		2-2 F9			3-2 G5-3		4-0 BB		3-2 WP 2B	2	0	0	0	0	0	1										
Marlon Anderson, L (1,10) OBP: 0.500, SLG: 0.250 Michael Tucker, L (7,PH) OBP: 0.216, SLG: 0.156		1-0 G3			2-2 G3-1		0-3 K		3-2 P4	2	0	0	0	0	0	1										
35 Alberto Castillo, R (1,2) OBP: 0.500, SLG: 0.250 7 Wily Gonzalez, R (5,2) OBP: 0.500, SLG: 0.600				4-0 25 CS BB			1-0 HBP			0	0	0	0	1	0	0										
25 Marlon Byrd, R (1,7) OBP: 0.400, SLG: 0.521				0-3 K			0-3 K		0-0 L9-6 S E5	3	0	0	0	0	2	3										
Inning Stats	R: 0 E: 0 K: 0 S: 6	H: 1 LOB: 1 BB: 0 P: 7	R: 0 E: 0 K: 0 S: 6	H: 0 LOB: 0 BB: 0 P: 12	R: 0 E: 0 K: 1 S: 4	H: 0 LOB: 0 BB: 1 P: 8	R: 0 E: 0 K: 1 S: 5	H: 0 LOB: 2 BB: 0 P: 5	R: 0 E: 0 K: 0 S: 11	H: 1 LOB: 2 BB: 0 P: 17	R: 0 E: 0 K: 1 S: 3	H: 0 LOB: 0 BB: 0 P: 3	R: 0 E: 0 K: 1 S: 6	H: 1 LOB: 2 BB: 1 P: 10	R: 0 E: 1 K: 1 S: 6	H: 0 LOB: 1 BB: 1 P: 13		R: 0 E: 0 K: 1 S: 10	H: 1 LOB: 1 BB: 0 P: 19	1B: 2 2B: 4 3B: 0 HR: 0	SF: 0 SAC: 0 DP: 2 HBP: 1	WP: 1 PB: 0 SB: 2 CS: 1	PA: 34			
PITCHER	IP	WLS	BF	H	R	ER	SO	BB	IBB	HBP	BLK	WP	HR	S	P	ERA	WHIP									
38 Jeremy Bonderman, R (1,1) ERA: 4.12	6.0	W	21	2	0	0	3	1	0	1	0	0	0	0	35	52	0.00	0.500								
44 Bobby Seay, L (7,1) ERA: 1.64	1.0		5	1	0	0	1	1	0	0	0	0	0	6	10	0.00	2.000									
56 Fernando Rodney, R (8,1) ERA: 2.25	1.0		4	0	0	0	1	1	0	0	0	0	0	6	13	0.00	1.000									
59 Todd Jones, R (9,1) ERA: 6.0	1.0		4	1	0	0	1	0	0	0	0	1	0	10	19	0.00	1.000									

Batter	1	2	3	4	5	6	7	8	9	AB	R	H	RBI	BB	SO	LOB	BOTTOM								
28 Curtis Granderson, L (1,8) OBP: 0.542, SLG: 0.826	3-3 K			1-0 2B 1-3 1B		0-0 14 E 1B		0-0 20 E 1B		5	0	3	0	0	1	3	Washington Nationals @ Detroit Tigers Joker Marchant Stadium, Lakeland, FL Sat Mar 25 2006, 1:05 PM EST Att: 5,087 - Sunny - 63 F								
14 Placido Polanco, R (1,4) OBP: 0.556, SLG: 0.500 20 Omar Infante, R (6,FR) OBP: 0.405, SLG: 0.550	0-0 30 BB	0-0 FC6-4 1B		0-0 SF8		0-0 E5		0-0 E5 13 G6-4-3		3	0	2	3	0	0	1									
Ivan Rodriguez, R (1,2) OBP: 0.368, SLG: 0.737 13 Vance Wilson, R (5,2) OBP: 0.408, SLG: 0.683	0-1 F8	0-0 FC6-4 1B		0-0 2B		0-0 L5		0-0 G6-4-3		3	0	1	0	0	0	3									
30 Magglio Ordonez, R (1,9) OBP: 0.393, SLG: 0.520 Alexis Gomez, L (7,9) OBP: 0.333, SLG: 0.564	4-2 BB			3-2 F8		0-0 F9		0-3 K		3	0	0	0	1	1	4									
Dmitri Young, S (1,10) OBP: 0.469, SLG: 0.633	1-3 K			0-3 K		0-0 G6-3		0-0 39 1B		4	0	1	0	0	2	2									
Craig Monroe, R (1,7) OBP: 0.417, SLG: 0.739 33 Marcus Thames, R (7,PH) OBP: 0.382, SLG: 0.620		1-0 31 F9 14 1B 1B		0-0 P4		4-0 BB		0-3 K		2	1	1	0	1	0	0									
9 Carlos Guillen, S (1,6) OBP: 0.280, SLG: 0.300 39 Ramon Santiago, S (6,6) OBP: 0.372, SLG: 0.514		0-0 15 BB 14 1B 1B		0-0 F8		0-3 K		0-0 31 G6-3 1B		3	1	1	0	0	1	1									
31 Chris Shelton, R (1,3) OBP: 0.298, SLG: 0.569		1-1 F9		3-2 HR		0-1 L4		0-0 G6-3		4	1	1	1	0	0	5									
15 Brandon Inge, R (1,5) OBP: 0.439, SLG: 0.646 Don Kelly, L (6,PH) OBP: 0.308, SLG: 0.339		4-2 14 1B BB		4-2 28 E 14 SF8 BB		0-0 G6-3		0-0 G4-3		0	1	0	0	2	0	0									
Inning Stats	R: 0 E: 0 K: 2 S: 11	H: 1 LOB: 2 BB: 1 P: 19	R: 2 E: 0 K: 0 S: 11	H: 3 LOB: 2 BB: 1 P: 19	R: 0 E: 0 K: 1 S: 7	H: 0 LOB: 0 BB: 0 P: 10	R: 2 E: 0 K: 0 S: 11	H: 3 LOB: 2 BB: 1 P: 19	R: 0 E: 0 K: 1 S: 6	H: 0 LOB: 1 BB: 1 P: 10	R: 0 E: 1 K: 1 S: 7	H: 1 LOB: 2 BB: 0 P: 7	R: 0 E: 0 K: 1 S: 6	H: 2 LOB: 1 BB: 0 P: 6	R: 0 E: 1 K: 0 S: 4	H: 1 LOB: 1 BB: 0 P: 4		R: 0 E: 0 K: 0 S: 10	H: 1 LOB: 1 BB: 0 P: 19	1B: 9 2B: 1 3B: 0 HR: 1	SF: 1 SAC: 0 DP: 2 HBP: 0	WP: 0 PB: 0 SB: 0 CS: 0	PA: 39		
PITCHER	IP	WLS	BF	H	R	ER	SO	BB	IBB	HBP	BLK	WP	HR	S	P	ERA	WHIP								
Tony Armas, R (1,1) ERA: 5.88	3.1	L	18	5	4	4	3	3	0	0	0	0	0	4	5	0.00	3.000								
Bill Bray, L (4,1) ERA: 7.04	0.2		4	2	0	0	0	0	0	0	0	0	0	4	5	0.00	3.000								
Joey Eischen, L (5,1) ERA: 9.0	1.0		4	0	0	0	1	1	0	0	0	0	0	6	10	0.00	1.000								
Jon Rauch, R (6,1) ERA: 5.4	2.0		9	3	0	0	2	0	0	0	0	0	0	13	13	0.00	1.500								
38 Kevin Cryboski, R (8,1) ERA: 1.46	1.0		4	1	0	0	0	0	0	0	0	0	0	4	4	0.00	1.000								

AB	30
R	0
H	4
RBI	0
BB	3
SO	6
LOB	17

AB	34
R	4
H	11
RBI	4
BB	4
SO	6
LOB	25



Batter	1	2	3	4	5	6	7	8	9	AB	R	H	RBI	BB	SO	LOB	TOP				
Brandon Watson, L (1,8) Ryan Church, L (4,8) OBP: 0.368, SLG: 0.344 OBP: 0.323, SLG: 0.273	F8 1B		B1-3		K			F8		2	0	1	0	0	0	0	Washington Nationals @ St. Louis Cardinals Roger Dean Stadium, Jupiter, FL Mon Mar 27 2006, 1:05 PM EST Att: 5,909 - Sunny - 72 F				
Jose Vidro, S (1,4) Marlon Anderson, L (6,4) OBP: 0.295, SLG: 0.289 OBP: 0.361, SLG: 0.373	F8 1B		G3-1				F8	K		3	0	1	0	0	0	0					
Jose Guillen, R (1,9) Matthew LeCroy, R (6,3) OBP: 0.263, SLG: 0.588 OBP: 0.250, SLG: 0.324	F8						K	G6-3		2	0	0	0	1	1	2					
24 Nick Johnson, L (1,3) Mike Stanton, L (6,1) 37 Travis Hughes, R (7,1) 7 Wiki Gonzalez, R (6,PH) OBP: 0.448, SLG: 0.522	F8		F8				K			2	0	0	0	1	1	1					
Alfonso Soriano, R (1,7) 25 Marlon Byrd, R (6,7) OBP: 0.389, SLG: 0.750 OBP: 0.404, SLG: 0.520	L5						K			2	0	1	0	0	1	0					
Royce Clayton, R (1,6) Brendan Harris, R (7,PR) OBP: 0.236, SLG: 0.258 OBP: 0.346, SLG: 0.378		G4-3		G4-3						3	0	1	0	0	0	0					
Brian Schneider, L (1,2) 35 Alberto Castillo, R (6,2) OBP: 0.214, SLG: 0.154 OBP: 0.375, SLG: 0.167				F8				P3		2	0	1	0	0	0	0					
Damian Jackson, R (1,5) OBP: 0.349, SLG: 0.263		F7					K			2	0	0	0	1	1	1					
Pedro Astacio, R (1,1) Michael Tucker, L (6,9) OBP: 0.231, SLG: 0.235		K					K			2	0	0	0	0	2	1					
							K			1	0	0	0	0	1	2					
Inning Stats	R: 0 E: 0 K: 0 S: 4	H: 2 LOB: 2 P: 8	R: 0 E: 0 K: 1 S: 6	H: 1 LOB: 1 P: 6	R: 0 E: 0 K: 0 S: 3	H: 0 LOB: 1 BB: 1 P: 7	R: 0 E: 0 K: 0 S: 3	H: 0 LOB: 0 BB: 0 P: 3	R: 0 E: 0 K: 2 S: 9	H: 0 LOB: 0 BB: 0 P: 9	R: 0 E: 0 K: 2 S: 7	H: 1 LOB: 2 BB: 1 P: 12	R: 0 E: 0 K: 1 S: 5	H: 0 LOB: 0 BB: 0 P: 5	R: 0 E: 0 K: 1 S: 6	H: 1 LOB: 1 BB: 0 P: 6		1B: 5 2B: 0 3B: 0 HR: 0	SF: 0 SAC: 0 DP: 0 HBP: 0	WP: 0 PB: 1 SB: 0 CS: 1	PA: 34
PITCHER	IP WLS BF H R ER SO BB IBB HBP BLK WP HR S P ERA WHIP																				
Jason Marquis, R (1,1) ERA: 2.6	6.0 W 22 3 0 0 6 2 0 0 0 0 0 0 5 5 0.00 0.833																				
48 Brad Thompson, R (7,1) ERA: 3.86	0.2 3 1 0 0 1 0 0 0 0 0 0 0 3 7 0.00 1.500																				
Ricardo Rincon, L (7,1) ERA: 15.43	0.1 2 0 0 0 1 1 0 0 0 0 0 0 3 7 0.00 3.000																				
34 Randy Flores, L (8,1) ERA: 5.0	1.0 3 0 0 0 1 0 0 0 0 0 0 0 5 5 0.00 0.000																				
44 Jason Isringhausen, R (9,1) ERA:	1.0 4 1 0 0 1 0 0 0 0 0 0 0 6 6 0.00 1.000																				

Batter	1	2	3	4	5	6	7	8	9	AB	R	H	RBI	BB	SO	LOB	BOTTOM				
22 David Eckstein, R (1,6) 7 Hector Luna, R (6,PH) OBP: 0.393, SLG: 0.396 OBP: 0.296, SLG: 0.213	G3		G5-3					F8		3	0	1	1	0	0	0	Washington Nationals @ St. Louis Cardinals Roger Dean Stadium, Jupiter, FL Mon Mar 27 2006, 1:05 PM EST Att: 5,909 - Sunny - 72 F				
16 Chris Duncan, L (1,7) John Gall, R (7,7) OBP: 0.337, SLG: 0.520 OBP: 0.267, SLG: 0.315	G3-1									4	0	1	0	0	0	1					
5 Albert Pujols, R (1,3) Gary Bennett, R (7,2) OBP: 0.361, SLG: 0.706 OBP: 0.316, SLG: 0.333										4	0	1	0	0	1	2					
15 Jim Edmonds, L (1,8) So Taguchi, R (4,PR) OBP: 0.552, SLG: 0.769 OBP: 0.323, SLG: 0.268										2	1	2	0	1	0	0					
27 Scott Rolen, R (1,5) 34 Randy Flores, L (8,1) 44 Jason Isringhausen, R (9,1)										1	0	1	0	0	0	0					
53 John Rodriguez, L (1,9) OBP: 0.365, SLG: 0.295										3	1	1	1	1	1	1					
4 Yadier Molina, R (1,2) 48 Brad Thompson, R (7,1) Ricardo Rincon, L (7,1)										3	1	1	0	0	0	1					
26 Scott Spiezio, S (7,PH) Aaron Miles, S (1,4) OBP: 0.328, SLG: 0.426 OBP: 0.400, SLG: 0.407										0	0	0	0	0	0	0					
Jason Marquis, L (1,1) Deivi Cruz, R (6,PH) OBP: 0.400, SLG: 1.200 OBP: 0.184, SLG: 0.270										1	0	0	0	0	0	0					
										4	2	2	2	0	0	0					
Inning Stats	R: 0 E: 0 K: 0 S: 5	H: 2 LOB: 0 P: 5	R: 3 E: 0 K: 1 S: 8	H: 3 LOB: 1 BB: 1 P: 12	R: 4 E: 0 K: 0 S: 6	H: 4 LOB: 0 BB: 1 P: 10	R: 0 E: 0 K: 0 S: 4	H: 1 LOB: 1 BB: 0 P: 4	R: 0 E: 0 K: 0 S: 3	H: 0 LOB: 0 BB: 0 P: 3	R: 0 E: 0 K: 0 S: 4	H: 1 LOB: 1 BB: 0 P: 4	R: 0 E: 0 K: 1 S: 6	H: 1 LOB: 1 BB: 0 P: 6	R: 0 E: 0 K: 1 S: 5	H: 0 LOB: 1 BB: 1 P: 9		1B: 8 2B: 2 3B: 1 HR: 1	SF: 0 SAC: 0 DP: 1 HBP: 0	WP: 0 PB: 0 SB: 0 CS: 0	PA: 38
PITCHER	IP WLS BF H R ER SO BB IBB HBP BLK WP HR S P ERA WHIP																				
Pedro Astacio, R (1,1) ERA: 10.5	5.0 L 26 10 7 7 1 2 0 0 0 0 0 0 1 26 34 12.60 2.400																				
Mike Stanton, L (6,1) ERA: 1.13	1.0 4 1 0 0 0 0 0 0 0 0 0 0 4 4 0.00 1.000																				
37 Travis Hughes, R (7,1) ERA: 10.0	2.0 8 1 0 0 2 1 0 0 0 0 0 0 11 15 0.00 1.000																				


AB	31
R	0
H	5
RBI	0
BB	3
SO	10
LOB	13



Batter	1	2	3	4	5	6	7	8	9	AB	R	H	RBI	BB	SO	LOB	TOP											
24 Grady Sizemore, L OBP: 0.426, SLG: 0.685	G6-3		G4-3		F8					4	0	1	1	0	0	1	Cleveland Indians @ Washington Nationals Space Coast Stadium, Viera, FL Tue Mar 28 2006, 6:05 PM EST Att: 5,885 - Clear - 71 F											
Todd Hollandsworth, L OBP: 0.245, SLG: 0.290 15 Ramón Vázquez, L OBP: 0.294, SLG: 0.300	G3				G3					2	0	0	0	1	0	1												
2 Johnny Peralta, R OBP: 0.321, SLG: 0.404 Brandon Phillips, R OBP: 0.368, SLG: 0.543	K		F9		G5-3					3	0	0	0	0	1	2												
41 Victor Martínez, S OBP: 0.435, SLG: 0.714 27 Steve Karsay, R										4	2	4	1	0	0	0												
Ben Broussard, L OBP: 0.291, SLG: 0.300 Eduardo Pérez, R OBP: 0.286, SLG: 0.346										2	0	1	0	0	0	1												
Ronnie Belliard, R OBP: 0.478, SLG: 0.955 Jason Dubois, R OBP: 0.536, SLG: 0.667										3	0	0	1	0	0	1												
Aaron Boone, R OBP: 0.462, SLG: 0.739										4	0	2	0	0	0	0												
Casey Blake, R OBP: 0.419, SLG: 0.589										4	1	1	0	0	2	3												
CC Sabathia, L OBP: 0.506, SLG: 0.750 Jason Michaels, R OBP: 0.307, SLG: 0.497 Fernando Cabrera, R OBP: 0.311, SLG: 0.328 63 Rafael Betancourt, R OBP: 0.399, SLG: 0.228 10 Kelly Shoppach, R OBP: 0.333, SLG: 0.220										2	0	1	0	0	1	1												
Inning Stats	R: 0 E: 0 K: 1 S: 5	H: 0 LOB: 0 BB: 0 P: 5	R: 1 E: 0 K: 0 S: 4	H: 2 LOB: 0 BB: 0 P: 4	R: 1 E: 0 K: 1 S: 6	H: 1 LOB: 1 BB: 1 P: 10	R: 1 E: 0 K: 1 S: 7	H: 2 LOB: 1 BB: 0 P: 7	R: 0 E: 0 K: 0 S: 4	H: 1 LOB: 1 BB: 0 P: 4	R: 0 E: 1 K: 0 S: 5	H: 2 LOB: 2 BB: 0 P: 5	R: 0 E: 0 K: 0 S: 8	H: 1 LOB: 0 BB: 0 P: 8	R: 0 E: 0 K: 1 S: 3	H: 0 LOB: 0 BB: 0 P: 3		R: 0 E: 0 K: 1 S: 5	H: 0 LOB: 0 BB: 0 P: 5	1B: 6 2B: 2 3B: 1 HR: 1	SF: 0 SAC: 0 DP: 3 HBP: 0	WP: 0 PB: 0 SB: 0 CS: 0	PA: 36					
PITCHER	IP	WLS	BF	H	R	ER	SO	BB	IBB	HBP	BLK	WP	HR	S	P	ERA	WHIP											
Ramon Ortiz, R ERA: 6.08	(1, 1)	5.2	W	25	8	3	3	3	1	0	0	0	0	1	30	34	4.76	1.588										
Joey Eischen, L ERA: 6.75	(6, 1)	1.1	H	5	1	0	0	2	0	0	0	0	0	0	9	9	0.00	0.750										
Bill Bray, L ERA: 6.23	(8, 1)	1.0		3	1	0	0	0	0	0	0	0	0	3	3	0.00	1.000											
32 Chad Cordero, R ERA:	(9, 1)	1.0		3	0	0	0	1	0	0	0	0	0	5	5	0.00	0.000											
Batter	1	2	3	4	5	6	7	8	9	AB	R	H	RBI	BB	SO	LOB	BOTTOM											
25 Marlon Byrd, R OBP: 0.419, SLG: 0.500										2	2	0	0	2	1	2	Cleveland Indians @ Washington Nationals Space Coast Stadium, Viera, FL Tue Mar 28 2006, 6:05 PM EST Att: 5,885 - Clear - 71 F											
Jose Vidro, S OBP: 0.275, SLG: 0.306 Bill Bray, L										4	1	2	1	0	1	2												
Damian Jackson, R OBP: 0.341, SLG: 0.256 32 Chad Cordero, R										1	0	0	0	0	1	2												
Jose Guillen, R OBP: 0.273, SLG: 0.700 Daryle Ward, L OBP: 0.313, SLG: 0.568										3	1	1	3	0	1	0												
24 Nick Johnson, L OBP: 0.281, SLG: 0.313 Michael Tucker, L OBP: 0.250, SLG: 0.235										2	0	0	0	1	1	0												
Alfonso Soriano, R OBP: 0.333, SLG: 0.632 Joey Eischen, L										0	0	0	1	1	0	0												
Brandon Watson, L OBP: 0.362, SLG: 0.339										3	1	0	0	0	1	1												
11 Ryan Zimmerman, R OBP: 0.382, SLG: 0.700										4	2	2	3	0	1	3												
Royce Clayton, R OBP: 0.240, SLG: 0.257										4	0	1	0	0	2	3												
Brian Schneider, L OBP: 0.183, SLG: 0.133 Matthew LeCroy, R OBP: 0.243, SLG: 0.314 35 Alberto Castillo, R OBP: 0.444, SLG: 0.167										2	0	0	0	0	1	1												
Ramon Ortiz, R ERA: 6.08 Marlon Anderson, L OBP: 0.365, SLG: 0.396										2	0	0	0	0	1	1												
Inning Stats	R: 4 E: 0 K: 2 S: 10	H: 3 LOB: 0 BB: 1 P: 15	R: 0 E: 0 K: 1 S: 5	H: 0 LOB: 0 BB: 0 P: 5	R: 0 E: 0 K: 1 S: 5	H: 0 LOB: 0 BB: 0 P: 5	R: 2 E: 1 K: 2 S: 10	H: 2 LOB: 2 BB: 1 P: 14	R: 0 E: 0 K: 1 S: 4	H: 0 LOB: 0 BB: 1 P: 8	R: 0 E: 0 K: 0 S: 3	H: 0 LOB: 0 BB: 0 P: 3	R: 2 E: 0 K: 3 S: 11	H: 2 LOB: 3 BB: 2 P: 21	R: 0 E: 1 K: 2 S: 8	H: 0 LOB: 2 BB: 1 P: 12	R: 0 E: 0 K: 2 S: 5	H: 0 LOB: 0 BB: 0 P: 5	1B: 3 2B: 1 3B: 0 HR: 3	SF: 0 SAC: 0 DP: 1 HBP: 1	WP: 0 PB: 0 SB: 3 CS: 0	PA: 39						
PITCHER	IP	WLS	BF	H	R	ER	SO	BB	IBB	HBP	BLK	WP	HR	S	P	ERA	WHIP											
CC Sabathia, L ERA: 6.08	(1, 1)	6.0	L	26	5	6	5	7	3	0	0	0	0	2	12	12	7.50	1.333										
Fernando Cabrera, R ERA: 15.43	(7, 1)	0.0		5	2	2	2	0	2	0	1	0	0	0	2	12	∞	∞										
63 Rafael Betancourt, R ERA:	(7, 1)	1.0		3	0	0	0	3	0	0	0	0	0	9	9	0.00	0.000											
27 Steve Karsay, R ERA: 5.14	(8, 1)	1.0		5	0	0	0	2	1	0	0	0	0	8	12	0.00	1.000											

Batter	1	2	3	4	5	6	7	8	9	AB	R	H	RBI	BB	SO	LOB	TOP										
Marcus Giles, R (1.4) 4 Pete Orr, L (3.4) OBP: 0.400, SLG: 0.308 OBP: 0.170, SLG: 0.226										2	0	2	1	0	0	0	Atlanta Braves @ Washington Nationals Space Coast Stadium, Viera, FL Thu Mar 30 2006, 1:05 PM EST Att: 6,172 - Sunny - 72 F										
11 Edgar Renteria, R (1.6) Wilson Betemit, S (3.6) OBP: 0.321, SLG: 0.500 OBP: 0.488, SLG: 0.595										2	0	0	0	0	1	2											
10 Chipper Jones, S (1.5) 88 Dion Hernandez, R (3.5) OBP: 0.393, SLG: 0.375 OBP: 0.333, SLG: 0.600										2	0	0	0	0	0	2											
Andruw Jones, R (1.8) 23 Matt Diaz, R (3.7) OBP: 0.310, SLG: 0.410 OBP: 0.237, SLG: 0.529										2	1	1	0	0	0	1											
Adam LaRoche, L (1.10) OBP: 0.315, SLG: 0.408										4	0	1	0	0	2	0											
7 Jeff Francoeur, R (1.9) Quentin Davis, L (4.9) Steve Doetsch, R (8.9) OBP: 0.393, SLG: 0.720 OBP: 0.251, SLG: 0.091										1	0	0	1	0	0	0											
16 Brian McCann, L (1.2) Todd Pratt, R (6. PH) OBP: 0.255, SLG: 0.383 OBP: 0.255, SLG: 0.256										2	0	0	0	0	0	1											
Brian Jordan, R (1.3) 76 J.J. Jurries, R (5.3) OBP: 0.422, SLG: 0.525 OBP: 0.482, SLG: 0.708										2	1	1	0	0	1	0											
Ryan Langerhans, L (1.7) OBP: 0.415, SLG: 0.453										3	3	2	2	1	1	1											
Inning Stats	R: 0 E: 0 K: 0 S: 5	H: 1 LOB: 0 BB: 0 P: 5	R: 1 E: 0 K: 0 S: 5	H: 2 LOB: 0 BB: 0 P: 5	R: 2 E: 0 K: 1 S: 8	H: 3 LOB: 1 BB: 0 P: 8	R: 0 E: 0 K: 0 S: 3	H: 0 LOB: 0 BB: 0 P: 3	R: 2 E: 0 K: 2 S: 8	H: 1 LOB: 1 BB: 2 P: 16	R: 0 E: 0 K: 2 S: 7	H: 0 LOB: 0 BB: 0 P: 7	R: 2 E: 0 K: 1 S: 8	H: 3 LOB: 1 BB: 0 P: 8	R: 0 E: 0 K: 2 S: 7	H: 0 LOB: 0 BB: 0 P: 7		R: 0 E: 0 K: 1 S: 5	H: 1 LOB: 0 BB: 0 P: 5	1B: 6 2B: 4 3B: 1 HR: 0	SF: 2 SAC: 0 DP: 1 HBP: 0	WP: 0 PB: 0 CS: 2	PA: 39				
PITCHER	IP	WLS	BF	H	R	ER	SO	BB	IBB	HBP	BLK	WP	HR	S	P	ERA	WHIP										
Tony Armas, R (1.1) ERA: 7.36	4.2	L	21	7	5	5	3	2	0	0	0	0	0	28	36	9.64	1.929										
Gary Majewski, R (5.1) ERA: 17.47	1.1		4	0	0	0	2	0	0	0	0	0	0	8	8	0.00	0.000										
Mike Stanton, L (7.1) ERA: 3.0	1.0		6	3	2	2	1	0	0	0	0	0	0	8	8	18.00	3.000										
32 Chad Cordero, R (8.1) ERA: 22.5	1.0		3	0	0	0	2	0	0	0	0	0	0	7	7	0.00	0.000										
59 Micah Bowie, L (9.1)	1.0		3	1	0	0	1	0	0	0	0	0	0	5	5	0.00	1.000										

Batter	1	2	3	4	5	6	7	8	9	AB	R	H	RBI	BB	SO	LOB	BOTTOM										
Alfonso Soriano, R (1.7) 25 Marlon Byrd, R (4.7) 21 George Lombard, L (7.7) OBP: 0.440, SLG: 0.739 OBP: 0.394, SLG: 0.484 OBP: 0.306, SLG: 0.406										2	1	2	0	0	0	0	Atlanta Braves @ Washington Nationals Space Coast Stadium, Viera, FL Thu Mar 30 2006, 1:05 PM EST Att: 6,172 - Sunny - 72 F										
Brandon Watson, L (1.8) 39 Kenny Kelly, R (7.8) OBP: 0.351, SLG: 0.329 OBP: 0.410, SLG: 0.324										3	0	1	0	0	0	1											
Jose Vidro, S (1.4) Marlon Anderson, L (4.4) Bernie Castro, S (7.4) OBP: 0.255, SLG: 0.283 OBP: 0.343, SLG: 0.368 OBP: 0.182, SLG: 0.182										2	0	0	1	0	1	2											
Jose Guillen, R (1.9) Damian Jackson, R (4.9) 74 Cristian Guerrero, L (7.9) OBP: 0.250, SLG: 0.636 OBP: 0.333, SLG: 0.238 OBP: 0.182, SLG: 0.182										2	0	0	0	0	0	1											
24 Nick Johnson, L (1.3) Matthew LeCroy, R (5.3) Larry Broadway, L (6. PR) OBP: 0.274, SLG: 0.321 OBP: 0.275, SLG: 0.342 OBP: 0.273, SLG: 0.111										1	0	1	0	0	0	0											
11 Ryan Zimmerman, R (1.5) Brandon Larson, R (6.5) OBP: 0.410, SLG: 0.693 OBP: 0.333, SLG: 0.667										2	0	1	0	0	1	1											
Daryle Ward, L (1.10) OBP: 0.327, SLG: 0.574										3	0	1	1	1	1	1											
Brian Schneider, L (1.2) 7 Wiki Gonzalez, R (5.2) OBP: 0.167, SLG: 0.118 OBP: 0.465, SLG: 0.500										2	0	0	0	0	1	3											
Royce Clayton, R (1.6) 69 Josh Labandeira, R (6.6) OBP: 0.244, SLG: 0.260 OBP: 0.286, SLG: 0.333										2	0	0	0	0	2	1											
Inning Stats	R: 0 E: 0 K: 1 S: 5	H: 1 LOB: 0 BB: 0 P: 5	R: 0 E: 0 K: 1 S: 6	H: 1 LOB: 1 BB: 1 P: 10	R: 1 E: 0 K: 1 S: 7	H: 2 LOB: 1 BB: 0 P: 7	R: 1 E: 1 K: 3 S: 11	H: 1 LOB: 1 BB: 0 P: 11	R: 0 E: 0 K: 0 S: 3	H: 0 LOB: 0 BB: 0 P: 3	R: 1 E: 0 K: 3 S: 12	H: 2 LOB: 2 BB: 1 P: 16	R: 0 E: 0 K: 1 S: 6	H: 1 LOB: 1 BB: 0 P: 6	R: 2 E: 0 K: 3 S: 11	H: 2 LOB: 2 BB: 2 P: 19		R: 0 E: 0 K: 0 S: 4	H: 1 LOB: 1 BB: 0 P: 4	1B: 6 2B: 5 3B: 0 HR: 0	SF: 0 SAC: 0 DP: 0 HBP: 0	WP: 0 PB: 3 CS: 0	PA: 42				
PITCHER	IP	WLS	BF	H	R	ER	SO	BB	IBB	HBP	BLK	WP	HR	S	P	ERA	WHIP										
29 John Smoltz, R (1.1) ERA: 1.96	5.0	W	21	5	2	1	6	1	0	0	0	0	0	32	36	1.80	1.200										
34 Joey Devine, R (6.1) ERA: 2.95	1.0	H	6	2	1	0	3	1	0	0	0	0	0	12	16	0.00	3.000										
40 Lance Cormier, R (7.1) ERA: 2.77	1.0		4	1	0	0	1	0	0	0	0	0	0	6	6	0.00	1.000										
Peter Moylan, R (8.1) ERA: 9.0	1.0		7	2	2	2	3	2	0	0	0	0	0	11	19	18.00	4.000										
75 Dan Smith, L (9.1) ERA:	1.0	S	4	1	0	0	0	0	0	0	0	0	0	4	4	0.00	1.000										



Batter	1	2	3	4	5	6	7	8	9	AB	R	H	RBI	BB	SO	LOB	TOP					
1 Brian Roberts, S OBP: 0.406, SLG: 0.581 16 Ed Rogers, R OBP: 0.327, SLG: 0.404										4	1	1	1	0	2	3	<p>Baltimore Orioles @ Washington Nationals Robert F. Kennedy Memorial Stadium, Washington, DC Fri Mar 31 2006, 7:05 PM EST Att: 18,442 - Cloudy - 74 F</p>					
Luis Matos, R OBP: 0.405, SLG: 0.553										5	0	1	2	0	0	1						
6 Melvin Mora, R OBP: 0.360, SLG: 0.507 Bryan Bass, S										4	1	2	1	0	0	2						
10 Miguel Tejada, R OBP: 0.225, SLG: 0.275 Gera Alvarez, R OBP: 0.304, SLG: 0.269										4	1	2	0	0	0	1						
31 Jay Gibbons, L OBP: 0.333, SLG: 0.429 21 Nick Markakis, L OBP: 0.427, SLG: 0.492										3	0	1	1	0	0	0						
Jeff Conine, R OBP: 0.282, SLG: 0.369 17 Corey Patterson, L OBP: 0.267, SLG: 0.314										3	1	2	0	0	0	1						
Kevin Millar, R OBP: 0.354, SLG: 0.475 David Newhan, L OBP: 0.500, SLG: 0.630										3	1	1	1	0	0	1						
Ramon Hernandez, R OBP: 0.243, SLG: 0.176 Eli Whiteside, R OBP: 0.320, SLG: 0.375										3	1	1	1	1	0	0						
34 Kris Benson, R 83 Tony Alvarez, R John Halama, L Javy Lopez, R Cory Morris, R 37 Chris Ray, R										1	0	0	0	0	0	0						
Inning Stats	R: 2 E: 1 K: 1 S: 14	H: 3 LOB: 1 BB: 0 P: 25	R: 0 E: 0 K: 0 S: 8	H: 0 LOB: 0 BB: 0 P: 9	R: 0 E: 0 K: 0 S: 7	H: 1 LOB: 1 BB: 0 P: 11	R: 0 E: 0 K: 0 S: 9	H: 1 LOB: 1 BB: 0 P: 18	R: 2 E: 1 K: 0 S: 18	H: 2 LOB: 1 BB: 0 P: 29	R: 4 E: 1 K: 0 S: 21	H: 4 LOB: 2 BB: 0 P: 29	R: 1 E: 0 K: 2 S: 10	H: 2 LOB: 2 BB: 1 P: 17	R: 0 E: 0 K: 1 S: 7	H: 0 LOB: 0 BB: 0 P: 12		R: 0 E: 0 K: 0 S: 13	H: 0 LOB: 0 BB: 0 P: 18	1B: 10 2B: 2 3B: 0 HR: 0	SF: 0 SAC: 1 DP: 0 HBP: 1	WP: 1 PB: 0 SB: 1 CS: 0
PITCHER	IP WLS BF H R ER SO BB IBB HBP BLK WP HR S P ERA WHIP																					
22 John Patterson, R ERA: 2.01	5.0 L 22 6 4 3 2 0 0 0 0 0 1 0 56 92 5.40 1.200																					
Jon Rauch, R ERA: 6.06	1.0 8 4 4 1 0 0 0 0 0 0 0 21 29 9.00 4.000																					
Felix Rodriguez, R ERA: 1.17	1.0 6 2 1 1 2 1 0 0 0 0 0 10 17 9.00 3.000																					
Joey Eischen, L ERA: 5.68	1.0 3 0 0 0 1 0 0 0 0 0 0 7 12 0.00 0.000																					
32 Chad Cordero, R ERA:	1.0 3 0 0 0 0 0 0 0 0 0 0 13 18 0.00 0.000																					

Batter	1	2	3	4	5	6	7	8	9	AB	R	H	RBI	BB	SO	LOB	BOTTOM					
Alfonso Soriano, R OBP: 0.393, SLG: 0.654 Damian Jackson, R OBP: 0.340, SLG: 0.250										3	0	0	0	0	0	0	<p>Baltimore Orioles @ Washington Nationals Robert F. Kennedy Memorial Stadium, Washington, DC Fri Mar 31 2006, 7:05 PM EST Att: 18,442 - Cloudy - 74 F</p>					
Brandon Watson, L OBP: 0.354, SLG: 0.333										5	2	2	0	0	1	1						
Jose Vidro, S OBP: 0.263, SLG: 0.327 25 Marlon Byrd, R OBP: 0.397, SLG: 0.456										2	1	2	1	1	0	0						
Jose Guillen, R OBP: 0.259, SLG: 0.640 Jon Rauch, R										3	0	1	2	0	0	2						
Brendan Harris, R OBP: 0.358, SLG: 0.413										0	0	0	0	0	0	0						
24 Nick Johnson, L OBP: 0.258, SLG: 0.298 Joey Eischen, L										4	0	0	0	0	1	3						
32 Chad Cordero, R										0	0	0	0	0	0	0						
11 Ryan Zimmerman, R OBP: 0.419, SLG: 0.718 39 Kenny Kelly, R OBP: 0.425, SLG: 0.429										3	0	2	0	0	1	0						
Royce Clayton, R OBP: 0.247, SLG: 0.263 7 Wiki Gonzalez, R OBP: 0.471, SLG: 0.480										3	0	1	0	0	0	2						
Brian Schneider, L OBP: 0.143, SLG: 0.100 Felix Rodriguez, R OBP: 0.268, SLG: 0.333										3	0	0	0	0	1	2						
22 John Patterson, R OBP: 0.250, SLG: 0.250 Marlon Anderson, L OBP: 0.333, SLG: 0.356										2	0	0	0	0	1	1						
Inning Stats	R: 0 E: 0 K: 0 S: 8	H: 1 LOB: 1 BB: 0 P: 13	R: 0 E: 0 K: 0 S: 10	H: 1 LOB: 1 BB: 0 P: 15	R: 2 E: 0 K: 1 S: 13	H: 2 LOB: 1 BB: 1 P: 21	R: 0 E: 0 K: 0 S: 8	H: 1 LOB: 1 BB: 0 P: 9	R: 1 E: 0 K: 0 S: 14	H: 2 LOB: 1 BB: 0 P: 20	R: 0 E: 0 K: 2 S: 8	H: 1 LOB: 0 BB: 0 P: 11	R: 2 E: 0 K: 1 S: 13	H: 2 LOB: 1 BB: 1 P: 23	R: 1 E: 0 K: 0 S: 7	H: 1 LOB: 0 BB: 0 P: 15	R: 0 E: 0 K: 2 S: 14	H: 0 LOB: 0 BB: 0 P: 19	1B: 5 2B: 5 3B: 0 HR: 1	SF: 0 SAC: 0 DP: 0 HBP: 0	WP: 0 PB: 0 SB: 1 CS: 0	PA: 39
PITCHER	IP WLS BF H R ER SO BB IBB HBP BLK WP HR S P ERA WHIP																					
34 Kris Benson, R ERA: 5.64	4.0 W 18 5 2 2 1 1 0 0 0 0 0 39 58 4.50 1.500																					
John Halama, L ERA: 2.25	2.0 H 8 3 1 1 2 0 0 0 0 0 0 22 31 4.50 1.500																					
Cory Morris, R ERA: 5.27	1.2 9 3 3 3 1 1 0 0 0 0 1 19 36 16.20 2.400																					
37 Chris Ray, R ERA: 0.84	1.1 S 4 0 0 0 2 0 0 0 0 0 0 15 21 0.00 0.000																					



Batter	1	2	3	4	5	6	7	8	9	AB	R	H	RBI	BB	SO	LOB	TOP								
Brandon Watson, L (1, 8) OBP: 0.353, SLG: 0.333 39 Kenny Kelly, R (6, PH) OBP: 0.405, SLG: 0.405 (6, 9)										3	1	1	0	0	1	0									
Jose Vidro, S (1, 4) OBP: 0.317, SLG: 0.339 Damian Jackson, R (4, PH) OBP: 0.358, SLG: 0.289 (4, 4)										1	0	1	0	1	0	0									
Jose Guillen, R (1, 9) OBP: 0.241, SLG: 0.593 25 Marlon Byrd, R (3, 9) OBP: 0.380, SLG: 0.433 (6, 8)										2	0	0	0	0	1	2									
24 Nick Johnson, L (1, 3) OBP: 0.290, SLG: 0.310 Matthew LeCroy, R (5, 3) OBP: 0.302, SLG: 0.333										1	0	1	0	2	0	0									
Alfonso Soriano, R (1, 7) OBP: 0.367, SLG: 0.607 21 George Lombard, L (4, 7) OBP: 0.333, SLG: 0.412										2	0	0	0	0	2	4									
11 Ryan Zimmerman, R (1, 5) OBP: 0.416, SLG: 0.704 Brendan Harris, R (5, 5) OBP: 0.345, SLG: 0.396										3	0	1	0	0	1	1									
Daryle Ward, L (1, 10) OBP: 0.333, SLG: 0.615										5	1	2	1	0	3	5									
Royce Clayton, R (1, 6) OBP: 0.259, SLG: 0.266 Marlon Anderson, L (9, PH) OBP: 0.329, SLG: 0.350										3	2	1	0	1	0	1									
Brian Schneider, L (1, 2) OBP: 0.125, SLG: 0.087 7 Wiki Gonzalez, R (6, 2) OBP: 0.472, SLG: 0.481										3	0	0	0	0	2	2									
Inning Stats	R: 0 E: 0 K: 3 S: 10	H: 1 LOB: 2 BB: 1 P: 17	R: 0 E: 0 K: 2 S: 10	H: 1 LOB: 1 BB: 0 P: 19	R: 0 E: 0 K: 1 S: 12	H: 0 LOB: 2 BB: 2 P: 27	R: 3 E: 0 K: 2 S: 17	H: 3 LOB: 1 BB: 1 P: 35	R: 0 E: 0 K: 1 S: 13	H: 1 LOB: 0 BB: 0 P: 19	R: 0 E: 0 K: 1 S: 7	H: 0 LOB: 0 BB: 0 P: 11	R: 0 E: 0 K: 2 S: 11	H: 0 LOB: 3 BB: 3 P: 28	R: 1 E: 0 K: 0 S: 17	H: 2 LOB: 1 BB: 0 P: 22	R: 0 E: 0 K: 3 S: 15	H: 2 LOB: 3 BB: 1 P: 23	1B: 8 2B: 1 3B: 0 HR: 1	SF: 1 SAC: 0 DP: 0 HBP: 0	WP: 0 PB: 0 SB: 2 CS: 1	PA: 45			
PITCHER	IP	WLS	BF	H	R	ER	SO	BB	IBB	HBP	BLK	WP	HR	S	P	ERA	WHIP								
40 Daniel Cabrera, R (1, 1) ERA: 5.4	4.0	W	21	5	3	3	8	4	0	0	0	0	1	49	38	6.75	2.250								
Bruce Chen, L (5, 1) ERA: 3.52	2.0	W	7	1	0	0	3	0	0	0	0	0	0	20	30	0.00	0.500								
Jim Brower, R (7, 1) ERA: 5.06	0.2	H	5	0	0	0	1	3	0	0	0	0	0	8	23	0.00	4.500								
40 Tim Byrdak, L (7, 1) ERA: 0.9	1.0	H	5	2	1	1	1	0	0	0	0	0	0	17	23	9.00	2.000								
43 Sency Rteal, R (8, 1) ERA: 0.68	1.1		7	2	0	0	3	1	0	0	0	0	0	18	27	0.00	2.250								

Washington Nationals @ Baltimore Orioles
Oriole Park at Camden Yards, Baltimore, MD
Sat Apr 01 2006, 4:35 PM EST
Att: 11,183 - Partly Cloudy - 73 F

AB 36
R 4
H 10
RBI 4
BB 8
SO 16
LOB 32



Batter	1	2	3	4	5	6	7	8	9	AB	R	H	RBI	BB	SO	LOB	BOTTOM								
1 Brian Roberts, S (1, 4) OBP: 0.371, SLG: 0.529 16 Ed Rogers, R (6, 4) OBP: 0.320, SLG: 0.396 Gera Alvarez, R (8, PH) OBP: 0.396, SLG: 0.405 (9, 4)										3	0	0	0	0	1	0									
21 Nick Markakis, L (1, 8) OBP: 0.443, SLG: 0.522 (7, 9)										4	2	3	0	0	0	0									
6 Melvin Mora, R (1, 5) OBP: 0.359, SLG: 0.500 Bryan Bass, S (6, 5)										3	1	1	0	0	0	2									
10 Miguel Tejada, R (1, 6) OBP: 0.256, SLG: 0.372 Chris Gomez, R (7, 6) OBP: 0.316, SLG: 0.269										3	1	2	3	0	0	0									
31 Jay Gibbons, L (1, 9) OBP: 0.333, SLG: 0.405 17 Corey Patterson, L (6, PR) OBP: 0.263, SLG: 0.310 (7, 8)										2	0	0	0	1	0	1									
Javy Lopez, R (1, 10) OBP: 0.125, SLG: 0.234										3	1	1	1	0	0	0									
Jeff Conine, R (1, 3) OBP: 0.288, SLG: 0.388 Luis Matos, R (6, PH) OBP: 0.409, SLG: 0.575 (7, 7)										2	0	1	0	0	0	0									
David Newhan, L (1, 7) OBP: 0.482, SLG: 0.592 (7, 3)										3	0	0	0	1	0	1									
Ramon Hernandez, R (1, 2) OBP: 0.231, SLG: 0.167 Kevin Millar, R (6, PH) OBP: 0.348, SLG: 0.475 36 Raul Chavez, R (7, 2) OBP: 0.242, SLG: 0.194										2	0	0	0	0	0	1									
Inning Stats	R: 2 E: 0 K: 0 S: 15	H: 2 LOB: 0 BB: 0 P: 24	R: 0 E: 0 K: 0 S: 7	H: 1 LOB: 0 BB: 0 P: 11	R: 1 E: 0 K: 0 S: 10	H: 2 LOB: 1 BB: 0 P: 20	R: 0 E: 0 K: 0 S: 7	H: 0 LOB: 0 BB: 0 P: 11	R: 0 E: 0 K: 1 S: 7	H: 1 LOB: 1 BB: 0 P: 8	R: 3 E: 0 K: 0 S: 11	H: 2 LOB: 1 BB: 2 P: 25	R: 2 E: 1 K: 1 S: 9	H: 1 LOB: 1 BB: 0 P: 12	R: 0 E: 0 K: 0 S: 4	H: 0 LOB: 0 BB: 0 P: 6	1B: 5 2B: 3 3B: 0 HR: 1	SF: 2 SAC: 0 DP: 0 HBP: 1	WP: 1 PB: 0 SB: 0 CS: 0	PA: 37					
PITCHER	IP	WLS	BF	H	R	ER	SO	BB	IBB	HBP	BLK	WP	HR	S	P	ERA	WHIP								
Pedro Astacio, R (1, 1) ERA: 10.29	2.0		9	3	2	2	0	0	0	0	0	0	0	10	20	9.00	1.500								
Mike Stanton, L (3, 1) ERA: 3.18	1.0		5	2	1	1	0	0	0	0	0	0	0	7	11	0.00	0.000								
Felix Rodriguez, R (4, 1) ERA: 1.04	1.0		3	0	0	0	0	0	0	0	0	0	0	7	8	0.00	1.000								
Joey Eischen, L (5, 1) ERA: 4.91	1.0	L	4	1	0	0	1	0	0	0	0	0	0	7	8	0.00	1.000								
Gary Majewski, R (6, 1) ERA: 16.9	1.0		7	2	3	3	0	2	0	0	0	1	0	11	25	27.00	4.000								

Washington Nationals @ Baltimore Orioles
Oriole Park at Camden Yards, Baltimore, MD
Sat Apr 01 2006, 4:35 PM EST
Att: 11,183 - Partly Cloudy - 73 F

AB 32
R 8
H 9
RBI 7
BB 2
SO 2
LOB 10



Batter	1	2	3	4	5	6	7	8	9	10	AB	R	H	RBI	BB	SO	LOB	TOP							
Brandon Watson, L Mike Stanton, L Gary Majewski, R 32 Chad Cordero, R Matthew LeCroy, R Felix Rodriguez, R	(1, 2) G1-3		(4, 1) CS BB			(0, 0) F8	(3, 2) F8			(6, 3) G6-3	3	0	0	0	1	0	0								
Jose Vidro, S OBP: 0.500, SLG: 0.600	(1, 4) K		(3, 2) G4-3			(2, 1) 24 HR 2B		(0, 0) G4-3		(3, 2) HR 1B	5	2	2	0	0	1	1								
Jose Guillen, R OBP: 0.444, SLG: 0.875	(1, 9) F9		(1, 3) K			(2, 2) 24 HR HBP		(3, 2) 1B		(2, 2) HR 1H	4	2	2	2	0	1	0								
24 Nick Johnson, L OBP: 0.333, SLG: 0.571		(4, 2) 11 WP HBP BB		(2, 2) G4-3		(2, 1) HR		(2, 3) K SAFE		(0, 3) K E FC2 1B	4	2	1	3	1	2	1								
Alfonso Soriano, R Marlon Byrd, R	(1, 7) 11 WP HBP		(2, 2) P4			(0, 0) P2		(1, 2) P4		(0, 0) FC2 1B	2	0	0	0	0	0	0								
11 Ryan Zimmerman, R OBP: 0.667, SLG: 1.167	(2, 1) F7		(0, 0) G2-3			(4, 1) S BB				(3, 2) HR	3	2	1	1	2	0	2								
Royce Clayton, R OBP: 0.222, SLG: 0.250	(2, 3) K				(1, 1) G6-3	(3, 2) K				(2, 2) G6-3	5	0	1	2	0	2	3								
Brian Schneider, L	(4, 0) IBB				(1, 0) G1-3		(0, 0) P4			(3, 1) G3	4	0	0	0	1	1	2								
22 John Patterson, R Marlon Anderson, L Jon Rauch, R Daryle Ward, L Damian Jackson, R	(5, PH) F8				(1, 2) F9		(1, 1) P5			(1, 2) G4-3	1	0	0	0	0	0	3								
Inning Stats	R: 0 E: 0 K: 1 S: 10	H: 0 LOB: 0 BB: 0 P: 17	R: 0 E: 0 K: 1 S: 9	H: 0 LOB: 3 BB: 2 P: 20	R: 0 E: 0 K: 1 S: 7	H: 0 LOB: 0 BB: 1 P: 15	R: 0 E: 0 K: 0 S: 8	H: 0 LOB: 0 BB: 0 P: 12	R: 0 E: 0 K: 1 S: 9	H: 0 LOB: 0 BB: 0 P: 9	R: 3 E: 0 K: 0 S: 12	H: 2 LOB: 1 BB: 1 P: 25	R: 0 E: 0 K: 0 S: 6	H: 0 LOB: 0 BB: 0 P: 10	R: 0 E: 0 K: 1 S: 10	H: 1 LOB: 1 BB: 0 P: 16	R: 1 E: 0 K: 0 S: 11	H: 1 LOB: 0 BB: 0 P: 20	R: 5 E: 1 K: 2 S: 21	H: 4 LOB: 2 BB: 1 P: 33	1B: 3 2B: 2 3B: 0 HR: 3	SF: 0 SAC: 0 DP: 0 HBP: 2	WP: 1 PB: 1 SB: 1 CS: 1	PA: 46	
PITCHER	IP	WLS	BF	H	R	ER	SO	BB	IBB	HBP	BLK	WP	HR	S	P	ERA	WHIP								
Brian Bannister, R ERA: 4.5	(1, 1) 6.0		25	2	3	3	4	3	0	0	0	0	0	6	10	4.50	0.833								
50 Duane Sanchez, R ERA: 3.0	(7, 1) 1.0	H	3	0	0	0	0	0	0	0	0	0	0	10	16	0.00	1.000								
Aaron Heilman, R ERA: 3.0	(8, 1) 1.0	H	4	1	0	0	1	0	0	0	0	0	0	10	16	0.00	1.000								
13 Billy Wagner, L ERA: 4.5	(9, 1) 1.0	B	4	1	1	0	0	0	0	0	0	0	1	11	20	9.00	1.000								
Jorge Julio, R ERA: 27.0	(10, 1) 0.2	L	9	4	5	2	2	0	1	0	0	0	1	20	32	27.00	6.000								
PITCHER	IP	WLS	BF	H	R	ER	SO	BB	IBB	HBP	BLK	WP	HR	S	P	ERA	WHIP								
Chad Bradford, R ERA: 5.4	(10, 1) 0.1		1	0	0	0	0	0	0	0	0	0	0	1	1	0.00	0.000								

Washington Nationals @ New York Mets
Shea Stadium, Flushing, NY
Wed Apr 05 2006, 7:10 PM EDT
Att. 19,557 - Partly Cloudy - 44 F

AB 39
R 9
H 8
RBI 9
BB 5
SO 7
LOB 16



Batter	1	2	3	4	5	6	7	8	9	10	AB	R	H	RBI	BB	SO	LOB	BOTTOM							
7 José Reyes, S OBP: 0.200, SLG: 0.111	(1, 6) 16 S 5 1B			(2, 2) L8			(2, 2) F8			(4, 1) BB	4	1	1	0	1	1	0								
16 Paul Lo Duca, R OBP: 0.333, SLG: 0.375	(1, 2) 5 1B BB		(1, 1) G5-3			(1, 3) K		(2, 0) P6		(1, 1) F9	4	0	0	0	1	1	3								
15 Carlos Beltrán, S	(1, 8) K		(4, 0) 21 HR BB			(4, 0) 5 G5-3 21 BB BB		(3, 2) P4		(4, 2) 21 1B BLK BB	2	2	0	0	3	1	2								
21 Carlos Delgado, L OBP: 0.444, SLG: 0.714	(1, 3) K		(2, 2) 1 HR			(4, 1) BB		(1, 0) F8		(2, 1) BLK 1B	4	1	2	2	1	1	2								
5 David Wright, R OBP: 0.333, SLG: 0.667	(1, 5) S 1B		(2, 1) G6-3			(1, 2) BB		(1, 0) G6-3		(1, 2) F9	5	0	1	1	0	0	4								
Cliff Floyd, L OBP: 0.333, SLG: 0.143	(1, 7) K		(4, 2) S BB			(0, 1) P2				(0, 0) 7 BB 1B	4	0	1	0	1	1	4								
Xavier Nady, R OBP: 0.556, SLG: 1.111		(1, 0) HR	(3, 2) L5			(0, 2) G6-3				(1, 0) F8	5	1	1	1	0	0	3								
1 Anderson Hernandez, S ERA: 9.0		(3, 3) K		(0, 1) F9						(0, 3) K	4	0	0	0	0	3	1								
Brian Bannister, R 50 Duane Sanchez, R Victor Diaz, R Aaron Heilman, R 13 Billy Wagner, L Julio Franco, R Jorge Julio, R Chad Bradford, R	(1, 11) K		(0, 3) K		(0, 2) K		(1, 2) G5-3			(1, 1) 7 BB 1B	2	0	0	0	0	2	0								
Inning Stats	R: 1 E: 0 K: 3 S: 22	H: 2 LOB: 2 BB: 1 P: 34	R: 1 E: 0 K: 3 S: 10	H: 1 LOB: 0 BB: 0 P: 15	R: 2 E: 0 K: 0 S: 14	H: 1 LOB: 1 BB: 2 P: 30	R: 0 E: 0 K: 1 S: 9	H: 0 LOB: 0 BB: 0 P: 11	R: 0 E: 0 K: 1 S: 7	H: 0 LOB: 1 BB: 2 P: 18	R: 0 E: 0 K: 1 S: 8	H: 0 LOB: 0 BB: 0 P: 10	R: 0 E: 0 K: 0 S: 8	H: 0 LOB: 0 BB: 0 P: 13	R: 0 E: 0 K: 0 S: 9	H: 2 LOB: 3 BB: 1 P: 17	R: 1 E: 0 K: 0 S: 11	H: 1 LOB: 1 BB: 1 P: 22	1B: 5 2B: 0 3B: 0 HR: 2	SF: 0 SAC: 0 DP: 0 HBP: 0	WP: 0 PB: 0 SB: 3 CS: 0	PA: 43			
PITCHER	IP	WLS	BF	H	R	ER	SO	BB	IBB	HBP	BLK	WP	HR	S	P	ERA	WHIP								
22 John Patterson, R ERA: 9.0	(1, 1) 4.0		19	4	4	4	7	3	0	0	0	0	0	55	90	9.00	1.750								
Jon Rauch, R ERA: 9.0	(5, 1) 2.0		7	0	0	0	2	2	0	0	0	0	0	15	28	0.00	1.000								
Mike Stanton, L ERA: 9.0	(7, 1) 1.2		5	0	0	0	0	0	0	0	0	0	0	16	25	0.00	0.000								
Gary Majewski, R ERA: 9.0	(8, 1) 0.1		1	0	0	0	0	0	0	0	0	0	0	1	2	0.00	0.000								
32 Chad Cordero, R ERA: 9.0	(9, 1) 1.0	W	6	2	0	0	1	1	0	0	0	0	0	10	17	0.00	3.000								
PITCHER	IP	WLS	BF	H	R	ER	SO	BB	IBB	HBP	BLK	WP	HR	S	P	ERA	WHIP								
Felix Rodriguez, R ERA: 5.4	(10, 1) 1.0		5	1	1	1	0	1	0	0	1	0	0	11	22	9.00	2.000								

Washington Nationals @ New York Mets
Shea Stadium, Flushing, NY
Wed Apr 05 2006, 7:10 PM EDT
Att. 19,557 - Partly Cloudy - 44 F

AB 36
R 5
H 7
RBI 4
BB 7
SO 10
LOB 19



Batter	1	2	3	4	5	6	7	8	9	AB	R	H	RBI	BB	SO	LOB	TOP																					
Brandon Watson, L (1, 8) OBP: 0.176, SLG: 0.125	1-2 F7		1-1 PO 1B			2-1 G1-3		0-1 G4-3		4	0	1	0	0	0	0																						
Jose Vidro, S (1, 4) OBP: 0.474, SLG: 0.647	0-1 G1-3		1-2 PO 1-2	1-0 HR		3-2 F7			3-2 F8	4	1	1	1	0	0	0																						
Jose Guillen, R (1, 9) OBP: 0.412, SLG: 0.538	0-0 G5-3			0-1 G3-1		1-2			2-2	2	0	0	0	0	0	0																						
Marlon Byrd, R (6, PR) OBP: 0.250, SLG: 0.250									24 1B	1	0	1	0	0	0	0																						
24 Nick Johnson, L (1, 3) OBP: 0.500, SLG: 0.857		1-0 G1		3-1		2-2 F7			1-1	4	0	2	0	0	0	1																						
Alfonso Soriano, R (1, 7) OBP: 0.375, SLG: 0.286		2-3 K		2-1 L6					1-0	4	0	0	0	0	1	3																						
11 Ryan Zimmerman, R (1, 5) OBP: 0.333, SLG: 0.467		2-3 K WP		0-3 K					3-1	4	0	0	0	0	3	3																						
Royce Clayton, R (1, 6) OBP: 0.133, SLG: 0.143	2-2 F7 1-2					1-0 G1-3			2-2 F7	3	0	0	0	0	0	1																						
Brian Schneider, L (1, 2)			4-1 B1-6-4 BB			1-2 G1			0-0 G3-1	2	0	0	0	1	0	0																						
Tony Armas, R (1, 1) 57 Jason Bergmann, R (6, 1) Felix Rodriguez, R (6, 1) Mike Stanton, L (7, 1) Marlon Anderson, L (8, PH) Gary Majewski, R (8, 1)			2-2 B1-6-4			2-0 G3-1			0-1 G4-3	2	0	0	0	0	0	1																						
Inning Stats	R: 0 E: 0 K: 0 S: 6	H: 0 LOB: 0 BB: 0 P: 7	R: 0 E: 0 K: 2 S: 10	H: 0 LOB: 1 BB: 0 P: 17	R: 0 E: 0 K: 0 S: 8	H: 1 LOB: 0 BB: 1 P: 16	R: 1 E: 0 K: 1 S: 10	H: 2 LOB: 1 BB: 0 P: 16	R: 0 E: 0 K: 0 S: 5	H: 0 LOB: 0 BB: 0 P: 9	R: 0 E: 0 K: 1 S: 12	H: 0 LOB: 0 BB: 0 P: 20	R: 0 E: 0 K: 1 S: 12	H: 0 LOB: 0 BB: 0 P: 17	R: 0 E: 0 K: 0 S: 5	H: 0 LOB: 0 BB: 0 P: 5	R: 0 E: 0 K: 0 S: 13	H: 2 LOB: 2 BB: 0 P: 23	1B: 3 2B: 1 3B: 0 HR: 1	SF: 0 SAC: 0 DP: 1 HBP: 1	WP: 2 PB: 0 CS: 0	PA: 34																
PITCHER	IP	WLS	BF	H	R	ER	SO	BB	IBB	HBP	BLK	WP	HR	S	P	ERA	WHIP	PITCHER				IP	WLS	BF	H	R	ER	SO	BB	IBB	HBP	BLK	WP	HR	S	P	ERA	WHIP
41 Brandon Backe, R (1, 1) ERA: 1.5	6.0	W	22	3	1	1	3	1	0	1	0	2	1	51	85	1.50	0.667																					
Taylor Buchholz, R (7, 1) ERA	2.1		8	1	0	0	1	0	0	0	0	0	0	25	35	0.00	0.429																					
Mike Gallo, L (9, 1) ERA	0.2		3	1	0	0	0	0	0	0	0	0	0	5	10	0.00	1.500																					

Washington Nationals @ Houston Astros
Minute Maid Park, Houston, TX
Fri Apr 07 2006, 7:05 PM CDT
Att: 26,978 - Cloudy - 82 F

AB 31
R 1
H 5
RBI 1
BB 1
SO 4
LOB 9



Batter	1	2	3	4	5	6	7	8	9	AB	R	H	RBI	BB	SO	LOB	BOTTOM																						
Craig Biggio, R (1, 4) OBP: 0.313, SLG: 0.467	0-2 F8		1-1 1B 17 SF7 2B		1-0 G6-4-3	4-2 FC6-4 BB				3	1	1	1	1	0	1																							
Willy Taveras, R (1, 8) OBP: 0.333, SLG: 0.333	2-2 F8		3-1			1-2 2-3 1B				4	1	2	0	0	0	3																							
17 Lance Berkman, S (1, 3) OBP: 0.563, SLG: 1.091	1-2		2-2 SF7			0-2 1B HR			3-2 F7	3	1	2	3	0	0	0																							
Morgan Ensberg, R (1, 5) OBP: 0.500, SLG: 0.200	1-2 F9		3-H G4-3			4-1 HR BB			0-0 F7	3	1	0	0	1	0	2																							
Preston Wilson, R (1, 7) OBP: 0.313, SLG: 0.667			1-3 K		0-0 G4-3	2-0 HR BB			2-0 G6-3	4	1	1	2	0	1	0																							
16 Jason Lane, R (1, 9)		2-3 K		2-1 G4-3		4-0 BB HBP BB			4-0	2	0	0	0	2	1	0																							
Brad Ausmus, R (1, 2) OBP: 0.250, SLG: 0.100	2-2 F9			1-3 K		2-2 BB HBP			1-2 L6	3	0	0	0	0	1	1																							
28 Adam Everett, R (1, 6) OBP: 0.231, SLG: 0.231			3-0 2B 1B			0-0 B5			2-2 G5-3	4	1	1	0	0	0	3																							
41 Brandon Backe, R (1, 1) Mike Lamb, L (6, PH) Taylor Buchholz, R (7, 1) Mike Gallo, L (9, 1)			0-0 B3			4-2 G6-4-3 BB			1-3 K	1	0	0	0	1	0	1																							
Inning Stats	R: 0 E: 0 K: 0 S: 12	H: 1 LOB: 1 BB: 0 P: 16	R: 0 E: 0 K: 2 S: 10	H: 0 LOB: 0 BB: 0 P: 15	R: 2 E: 0 K: 0 S: 11	H: 3 LOB: 1 BB: 0 P: 20	R: 0 E: 0 K: 1 S: 6	H: 0 LOB: 0 BB: 0 P: 9	R: 0 E: 0 K: 0 S: 6	H: 0 LOB: 0 BB: 1 P: 12	R: 4 E: 0 K: 0 S: 23	H: 3 LOB: 3 BB: 3 P: 43	R: 0 E: 0 K: 0 S: 5	H: 0 LOB: 0 BB: 0 P: 10	R: 0 E: 0 K: 1 S: 12	H: 0 LOB: 1 BB: 1 P: 20	1B: 4 2B: 1 3B: 0 HR: 2	SF: 1 SAC: 0 DP: 1 HBP: 1	WP: 1 PB: 0 CS: 0	PA: 36																			
PITCHER	IP	WLS	BF	H	R	ER	SO	BB	IBB	HBP	BLK	WP	HR	S	P	ERA	WHIP	PITCHER				IP	WLS	BF	H	R	ER	SO	BB	IBB	HBP	BLK	WP	HR	S	P	ERA	WHIP	
Tony Armas, R (1, 1) ERA: 3.6	5.0	L	19	4	2	2	3	1	0	0	0	0	2	13	26																								
57 Jason Bergmann, R (6, 1) ERA: 54.0	0.0		6	3	4	4	0	2	0	1	0	0	0	10	17	0.00	1.000																						
Felix Rodriguez, R (6, 1) ERA: 6.75	1.0		4	0	0	0	0	1	0	0	0	0	0	5	10	0.00	0.000																						
Mike Stanton, L (7, 1) ERA	1.0		3	0	0	0	0	0	0	0	0	0	0	5	10	0.00	0.000																						
Gary Majewski, R (8, 1) ERA	1.0		4	0	0	0	1	1	0	0	0	1	0	12	20	0.00	1.000																						

Washington Nationals @ Houston Astros
Minute Maid Park, Houston, TX
Fri Apr 07 2006, 7:05 PM CDT
Att: 26,978 - Cloudy - 82 F

AB 29
R 6
H 7
RBI 6
BB 5
SO 4
LOB 14



Batter	1	2	3	4	5	6	7	8	9	AB	R	H	RBI	BB	SO	LOB	TOP										
Brandon Watson, L (1,8) Jose Guillen, R (7,PH) OBP: 0.200, SLG: 0.158 OBP: 0.474, SLG: 0.600 (7,9)	G6-3		1B		B1-3		G4-3	1B		3	0	1	0	0	0	0	Washington Nationals @ Houston Astros Minute Maid Park, Houston, TX Sat Apr 08 2006, 6:05 PM CDT Att: 39,324 - Clear - 73 F										
Marlon Byrd, R (1,9) OBP: 0.333, SLG: 0.375 (7,8)	K		1B		G6-3		G4-3	1B		4	2	1	2	0	2	2											
Jose Vidro, S (1,4) OBP: 0.458, SLG: 0.727	G3		1B		G4-3		G4-3			5	1	2	5	0	0	1											
24 Nick Johnson, L (1,3) OBP: 0.522, SLG: 0.765			1B		G4-3		G3-1			3	2	1	0	2	0	0											
Alfonso Soriano, R (1,7) Damian Jackson, R (7,7) OBP: 0.400, SLG: 0.556 OBP: 0.333, SLG: 0.667			1B		F8					4	2	2	4	0	0	2											
11 Ryan Zimmerman, R (1,5) OBP: 0.348, SLG: 0.450			1B		F8					1	0	0	0	0	1	0											
Royce Clayton, R (1,6) OBP: 0.150, SLG: 0.158										5	1	1	0	0	2	2											
Brian Schneider, L (1,2) OBP: 0.250, SLG: 0.118			1B		L7					4	1	2	0	0	0	1											
Livan Hernandez, R (1,1) Marlon Anderson, L (7,PH) Jon Rauch, R (7,1) Matthew LeCroy, R (8,PH) Gary Majewski, R (8,1) OBP: 0.250, SLG: 0.250 OBP: 0.600, SLG: 0.333			1B		G5-3					2	0	0	0	0	0	1											
Inning Stats	R: 0 E: 0 K: 1 S: 8	H: 0 LOB: 0 BB: 0 P: 12	R: 2 E: 0 K: 0 S: 14	H: 3 LOB: 1 BB: 1 P: 23	R: 1 E: 0 K: 0 S: 13	H: 3 LOB: 2 BB: 0 P: 22	R: 0 E: 0 K: 1 S: 8	H: 0 LOB: 0 BB: 0 P: 13	R: 0 E: 0 K: 0 S: 7	H: 0 LOB: 0 BB: 0 P: 10	R: 0 E: 0 K: 1 S: 8	H: 0 LOB: 0 BB: 0 P: 12	R: 6 E: 0 K: 0 S: 17	H: 5 LOB: 1 BB: 2 P: 27	R: 3 E: 0 K: 1 S: 15	H: 3 LOB: 0 BB: 0 P: 26		R: 0 E: 0 K: 2 S: 7	H: 0 LOB: 0 BB: 0 P: 9	1B: 10 2B: 2 3B: 0 HR: 2	SF: 0 SAC: 0 DP: 1 HBP: 1	WP: 0 PB: 0 SB: 0 CS: 2	PA: 43				
PITCHER	IP	WLS	BF	H	R	ER	SO	BB	IBB	HBP	BLK	WP	HR	S	P	ERA	WHIP										
44 Roy Oswalt, R (1,1) ERA: 3.14	6.1		27	7	5	5	3	2	0	1	0	0	1	62	101	7.11	1.421										
Chad Qualls, R (7,1) ERA: 23.14	0.1	L	6	4	4	4	0	1	0	0	0	0	0	12	17	108.00	15.000										
Russ Springer, R (7,1) ERA:	0.1		1	0	0	0	0	0	0	0	0	0	0	1	1	0.00	0.000										
Trever Miller, L (8,1) ERA: 6.75	0.1		2	1	1	1	0	0	0	0	0	0	0	6	11	27.00	3.000										
64 Fernando Nieve, R (8,1) ERA: 6.75	1.2		7	2	2	2	3	0	0	0	0	0	1	16	24	10.80	1.200										

AB	39
R	12
H	14
RBI	12
BB	3
SO	6
LOB	12



Batter	1	2	3	4	5	6	7	8	9	AB	R	H	RBI	BB	SO	LOB	BOTTOM										
Craig Biggio, R (1,4) 2 Chris Burke, R (9,4) OBP: 0.333, SLG: 0.421				F7				P4		4	1	1	0	0	0	2	Washington Nationals @ Houston Astros Minute Maid Park, Houston, TX Sat Apr 08 2006, 6:05 PM CDT Att: 39,324 - Clear - 73 F										
Willy Taveras, R (1,8) OBP: 0.300, SLG: 0.300	F9	G6-3		1B		K		G4-1		5	0	1	0	0	1	3											
17 Lance Berkman, S (1,3) OBP: 0.524, SLG: 1.063	HR			F7		1B		P5		5	1	2	3	0	1	1											
Morgan Ensberg, R (1,5) OBP: 0.524, SLG: 0.467	1B	F7				3B		G5-3		5	1	3	0	0	0	0											
Preston Wilson, R (1,7) OBP: 0.333, SLG: 0.750	1B			G6-3		F9		HR		5	2	2	1	0	0	4											
16 Jason Lane, R (1,9) OBP: 0.333, SLG: 0.313	1B			G5-3		HR		G6-3		4	2	2	1	1	0	1											
Brad Ausmus, R (1,2) OBP: 0.235, SLG: 0.133	1B			G1-3		G1-3		F9		5	0	1	2	0	0	2											
28 Adam Everett, R (1,6) OBP: 0.235, SLG: 0.235										4	1	1	0	0	2	3											
44 Roy Oswalt, R (1,1) Chad Qualls, R (7,1) Russ Springer, R (7,1) Orlando Palmeiro, L (7,PH) Trever Miller, R (8,1) 64 Fernando Nieve, R (8,1) OBP: 0.200, SLG: 0.200				G1-3		SH3-4		F9		2	0	1	1	0	0	0											
Inning Stats	R: 5 E: 0 K: 1 S: 27	H: 6 LOB: 2 BB: 1 P: 43	R: 0 E: 0 K: 1 S: 10	H: 0 LOB: 0 BB: 0 P: 13	R: 0 E: 0 K: 1 S: 7	H: 1 LOB: 1 BB: 0 P: 10	R: 0 E: 0 K: 0 S: 8	H: 1 LOB: 1 BB: 0 P: 13	R: 0 E: 0 K: 0 S: 8	H: 1 LOB: 3 BB: 0 P: 18	R: 1 E: 0 K: 0 S: 14	H: 1 LOB: 0 BB: 0 P: 20	R: 0 E: 0 K: 0 S: 11	H: 0 LOB: 0 BB: 0 P: 16	R: 1 E: 0 K: 0 S: 11	H: 1 LOB: 0 BB: 0 P: 16		1B: 10 2B: 0 3B: 1 HR: 3	SF: 0 SAC: 1 DP: 0 HBP: 1	WP: 0 PB: 0 SB: 0 CS: 0	PA: 43						
PITCHER	IP	WLS	BF	H	R	ER	SO	BB	IBB	HBP	BLK	WP	HR	S	P	ERA	WHIP										
Livan Hernandez, R (1,1) ERA: 5.25	6.0		32	12	6	4	4	1	0	1	0	0	1	74	110	6.00	2.167										
Jon Rauch, R (7,1) ERA: 2.25	1.0	H	4	1	1	1	0	0	0	0	0	0	1	14	20	9.00	1.000										
Gary Majewski, R (8,1) ERA: 2.08	2.0		7	1	1	1	0	0	0	0	0	0	1	22	32	4.50	0.500										

AB	40
R	8
H	14
RBI	8
BB	1
SO	4
LOB	16



Batter	1	2	3	4	5	6	7	8	9	AB	R	H	RBI	BB	SO	LOB	TOP					
Marlon Byrd, R OBP: 0.397, SLG: 0.583 (1, 8)										4	1	1	1	1	1	3	Washington Nationals @ Houston Astros Minute Maid Park, Houston, TX Sun Apr 09 2006, 1:05 PM CDT Att: 31,662 - Sunny - 73 F					
Royce Clayton, R OBP: 0.246, SLG: 0.250 (1, 6)										5	0	3	0	0	1	1						
Jose Vidro, S OBP: 0.414, SLG: 0.630 (1, 4)										5	1	1	0	0	1	6						
Jose Guillen, R OBP: 0.417, SLG: 0.550 (1, 9)										5	0	1	0	0	1	3						
Alfonso Soriano, R OBP: 0.417, SLG: 0.727 (1, 7)										4	1	2	2	0	1	1						
Matthew LeCroy, R OBP: 0.143, SLG: 0.143 24 Nick Johnson, L (8, PH) OBP: 0.500, SLG: 0.722 (8, 3)										3	0	1	0	0	1	1						
11 Ryan Zimmerman, R (1, 5) OBP: 0.370, SLG: 0.409 (8, 1)										2	0	0	0	2	0	2						
Wiki Gonzalez, R OBP: 0.250, SLG: 0.250 (8, PH) Brian Schneider, L (8, PH) OBP: 0.238, SLG: 0.111 (8, 2)										3	0	1	0	0	1	1						
Ryan Drese, R Joey Eischen, L (5, PH) Jon Rauch, R (8, 1) Damian Jackson, R (7, PH) Mike Stanton, L (7, 1) 32 Chad Cordero, R (8, 1) Danyale Ward, L (9, PH) OBP: 0.067, SLG: 1.000 (8, 2)										1	0	0	0	0	1	0						
Inning Stats	R: 1 E: 0 K: 1 S: 10	H: 1 LOB: 0 BB: 0 P: 12	R: 0 E: 0 K: 0 S: 10	H: 1 LOB: 0 BB: 0 P: 14	R: 0 E: 0 K: 1 S: 13	H: 1 LOB: 2 BB: 1 P: 22	R: 0 E: 0 K: 0 S: 8	H: 1 LOB: 1 BB: 0 P: 10	R: 0 E: 0 K: 2 S: 15	H: 2 LOB: 1 BB: 1 P: 22	R: 0 E: 0 K: 0 S: 10	H: 1 LOB: 1 BB: 1 P: 20	R: 0 E: 0 K: 1 S: 13	H: 1 LOB: 2 BB: 0 P: 26	R: 0 E: 0 K: 3 S: 15	H: 2 LOB: 2 BB: 0 P: 21		1B: 6 2B: 5 3B: 0 HR: 2	SF: 0 SAC: 1 DP: 2 HBP: 0	WP: 0 PB: 0 SB: 1 CS: 0	PA: 40	
PITCHER	IP WLS BF H R ER SO BB IBB HBP BLK WP HR S P ERA WHIP	6.1 W 29 8 3 3 4 3 0 0 0 0 2 68 108 4.26 1.737	7.1 H 1 0 0 0 0 0 0 0 0 0 4 7 0.00 0.000	8.1 H 5 1 0 0 1 1 0 0 0 0 13 26 0.00 2.000	9.1 H 5 2 0 0 3 0 0 0 0 0 15 21 0.00 2.000																	

AB	35
R	3
H	11
RBI	3
BB	4
SO	8
LOB	21



Batter	1	2	3	4	5	6	7	8	9	AB	R	H	RBI	BB	SO	LOB	BOTTOM					
Craig Biggio, R OBP: 0.346, SLG: 0.391 54 Brad Lidge, R (9, 1)										4	0	1	0	1	2	1	Washington Nationals @ Houston Astros Minute Maid Park, Houston, TX Sun Apr 09 2006, 1:05 PM CDT Att: 31,662 - Sunny - 73 F					
Willy Taveras, R OBP: 0.320, SLG: 0.292 (1, 8)										4	1	1	0	1	0	3						
17 Lance Berkman, S OBP: 0.462, SLG: 0.857 (1, 3)										5	0	1	0	0	1	3						
Morgan Ensberg, R OBP: 0.520, SLG: 0.526 (1, 5)										4	0	2	1	0	1	1						
Preston Wilson, R OBP: 0.360, SLG: 0.696 4 Eric Bruntlett, R OBP: 1.000, SLG: 1.000 (9, 7)										3	1	1	0	1	1	2						
16 Jason Lane, R OBP: 0.400, SLG: 0.294 (1, 9)										1	2	0	0	3	1	2						
Brad Ausmus, R OBP: 0.286, SLG: 0.167 (1, 2)										3	0	1	0	1	0	3						
28 Adam Everett, R OBP: 0.238, SLG: 0.238 (1, 6)										4	1	1	3	0	0	3						
Andy Pettitte, L OBP: 0.333, SLG: 0.333 Trever Miller, R (7, 1) Dan Wheeler, R (8, 1) 2 Chris Burke, R (8, PH) OBP: 0.333, SLG: 1.333 (9, 4)										2	1	1	1	0	1	2						
Inning Stats	R: 0 E: 0 K: 1 S: 5	H: 0 LOB: 1 BB: 1 P: 10	R: 0 E: 0 K: 0 S: 11	H: 1 LOB: 1 BB: 1 P: 19	R: 3 E: 2 K: 2 S: 19	H: 3 LOB: 1 BB: 0 P: 27	R: 1 E: 0 K: 0 S: 13	H: 1 LOB: 2 BB: 2 P: 25	R: 2 E: 0 K: 2 S: 11	H: 2 LOB: 2 BB: 2 P: 27	R: 0 E: 0 K: 1 S: 8	H: 0 LOB: 0 BB: 0 P: 12	R: 0 E: 0 K: 1 S: 11	H: 1 LOB: 2 BB: 1 P: 19	R: 1 E: 0 K: 0 S: 6	H: 2 LOB: 0 BB: 0 P: 7		1B: 8 2B: 2 3B: 0 HR: 1	SF: 0 SAC: 1 DP: 2 HBP: 0	WP: 1 PB: 1 SB: 0 CS: 1	PA: 39	
PITCHER	IP WLS BF H R ER SO BB IBB HBP BLK WP HR S P ERA WHIP	4.0 L 20 5 4 1 3 4 0 0 0 0 1 11 27 18.00 4.000	5.1 L 7 2 2 2 2 2 0 0 0 0 0 8 12 0.00 0.000	6.1 L 3 0 0 0 1 0 0 0 0 0 11 19 0.00 2.000	7.1 L 4 2 1 1 0 0 0 0 0 1 6 7 9.00 2.000																	

AB	31
R	7
H	10
RBI	6
BB	7
SO	7
LOB	20



Batter	1	2	3	4	5	6	7	8	9	10	11	12	AB	R	H	RBI	BB	SO	LOB	TOP									
Marton Byrd, R OBP: 0.300, SLG: 0.444 (10, 7)	K2-3		L9		G5-4-3			G5-3 1B		G6-3		G6-3	6	0	1	0	0	1	3										
Jose Vidro, S OBP: 0.441, SLG: 0.625 (1, 4)	G6-4-3 1B							K		K			5	0	3	2	0	2	1										
Jose Guillen, R OBP: 0.345, SLG: 0.440 (1, 9)	G6-4-3		G5-3		F7			G5-3				K	5	0	0	0	0	1	4										
Alfonso Soriano, R OBP: 0.397, SLG: 0.615 Brandon Watson, L OBP: 0.238, SLG: 0.200 (10, 8)		K			F8			F8				K	4	0	0	0	0	2	1										
24 Nick Johnson, L OBP: 0.448, SLG: 0.609 (1, 3)		F9			L7			G4-3				F7	5	0	1	0	0	0	0										
11 Ryan Zimmerman, R OBP: 0.375, SLG: 0.407 (1, 5)					G6-3			P4				F7	5	0	2	0	0	0	2										
Royce Clayton, R OBP: 0.233, SLG: 0.241 (1, 6)					F9			G6-3				G6-3	5	1	1	0	0	1	4										
Brian Schneider, L OBP: 0.269, SLG: 0.174 (1, 2)					SH1-4 1B			G5-4-3 1B				F7	5	2	2	0	0	2	0										
22 John Patterson, R Matthew LaCroy, R Felix Rodriguez, R Gary Majewski, R Daryle Ward, L 32 Chad Cordero, R Morgan Ensberg, L Mike Stanton, L (1, 1) (7, PH) (8, 1) (10, PH) (10, PH) (12, PH) (12, PH) (12, 1)					SH1-4			SH				HR	0	0	0	0	0	0	0										
Inning Stats	R: 0 E: 0 K: 1 S: 7	H: 1 LOB: 0 BB: 0 P: 13	R: 0 E: 0 K: 1 S: 12	H: 1 LOB: 1 BB: 0 P: 21	R: 1 E: 0 K: 0 S: 9	H: 2 LOB: 1 BB: 0 P: 13	R: 0 E: 0 K: 0 S: 6	H: 0 LOB: 0 BB: 0 P: 11	R: 2 E: 1 K: 0 S: 11	H: 3 LOB: 1 BB: 0 P: 17	R: 0 E: 0 K: 1 S: 6	H: 1 LOB: 0 BB: 0 P: 8	R: 0 E: 0 K: 2 S: 10	H: 1 LOB: 0 BB: 0 P: 15	R: 0 E: 0 K: 1 S: 11	H: 1 LOB: 0 BB: 0 P: 17	R: 1 E: 0 K: 1 S: 12	H: 1 LOB: 0 BB: 0 P: 16	R: 0 E: 0 K: 1 S: 14	H: 2 LOB: 2 BB: 0 P: 18	R: 0 E: 0 K: 2 S: 8	H: 0 LOB: 0 BB: 0 P: 9	1B: 11 2B: 0 3B: 0 HR: 1	SF: 0 SAC: 2 DP: 2 HBP: 0	WP: 0 PB: 0 SB: 1 CS: 1	PA: 46			
PITCHER	IP WLS BF H R ER SO BB IBB HBP BLK WP HR S P ERA WHIP	51 Wandy Rodriguez, L ERA: 4.5 Dan Wheeler, R ERA: 12.46 54 Brad Lidge, R ERA: 2.25 Chad Qualls, R ERA: 12.46	7 3 27 0 0 0 3 0 0 0 0 0 0 21 32 0.00 1.000	3 0 3 0 0 0 3 0 0 0 0 0 1 16 9.00 1.000	0 0 0 0 0 0 0 0 0 0 0 0 0 22 27 0.00 1.000																								

Washington Nationals @ Houston Astros
Minute Maid Park, Houston, TX
Mon Apr 10 2006, 1:05 PM CDT
Att. 27,944 - Partly Cloudy - 77 F

AB 44
R 4
H 12
RBI 3
BB 0
SO 10
LOB 15



Batter	1	2	3	4	5	6	7	8	9	10	11	12	AB	R	H	RBI	BB	SO	LOB	BOTTOM									
Craig Biggio, R OBP: 0.513, SLG: 0.379 (1, 4)	G1-3		G5-3		F9			F7		FC6-4		SH5-4 4 SF8 2B	6	1	1	0	0	0	1										
Willy Taveras, R OBP: 0.300, SLG: 0.276 (1, 8)	K		K					L7		FC6		SH5-4	5	0	1	0	0	2	1										
17 Lance Berkman, S OBP: 0.469, SLG: 0.880 (1, 3)	HR		P4		F9								4	1	1	1	2	0	1										
Morgan Ensberg, R OBP: 0.581, SLG: 0.882 (1, 5)	G5-3				16 F9 HBP SF7 1B								3	2	2	1	3	0	0										
Preston Wilson, R OBP: 0.367, SLG: 0.741 Chad Qualls, R ERA: 12.46 4 Eric Bruntlett, R OBP: 0.500, SLG: 1.000 (12, PH)								F7		G4-3		SH5-4	4	1	1	1	0	0	3										
16 Jason Lane, R OBP: 0.333, SLG: 0.227 (1, 9)	HR		G5-3		F9								5	0	0	0	0	0	5										
Eric Munson, L OBP: 0.250, SLG: 0.167 Brad Ausmus, R OBP: 0.273, SLG: 0.158 (1, 2) (10, 2)													2	0	1	1	0	0	2										
28 Adam Everett, R OBP: 0.192, SLG: 0.192 (1, 6)			F8		SF7								1	0	0	0	0	0	0										
51 Wandy Rodriguez, S Orlando Palmeiro, L Dan Wheeler, R Mike Lamb, L 54 Brad Lidge, R 2 Chris Burke, R (1, 1) (7, PH) (8, 1) (9, PH) (10, 1) (11, 7)													2	0	0	0	0	2	1										
Inning Stats	R: 1 E: 0 K: 1 S: 12	H: 1 LOB: 0 BB: 0 P: 18	R: 1 E: 0 K: 1 S: 15	H: 2 LOB: 1 BB: 0 P: 20	R: 0 E: 0 K: 1 S: 9	H: 0 LOB: 0 BB: 0 P: 11	R: 1 E: 0 K: 0 S: 9	H: 1 LOB: 1 BB: 0 P: 19	R: 0 E: 0 K: 1 S: 10	H: 1 LOB: 1 BB: 0 P: 16	R: 0 E: 0 K: 0 S: 7	H: 0 LOB: 2 BB: 1 P: 18	R: 0 E: 0 K: 0 S: 10	H: 0 LOB: 0 BB: 2 P: 16	R: 0 E: 0 K: 0 S: 9	H: 1 LOB: 1 BB: 0 P: 14	R: 1 E: 0 K: 0 S: 8	H: 1 LOB: 0 BB: 0 P: 12	R: 0 E: 0 K: 0 S: 11	H: 0 LOB: 0 BB: 0 P: 15	R: 1 E: 0 K: 0 S: 4	H: 1 LOB: 2 BB: 2 P: 14	1B: 4 2B: 1 3B: 0 HR: 3	SF: 2 SAC: 1 DP: 0 HBP: 2	WP: 0 PB: 0 SB: 0 CS: 0	PA: 50			
PITCHER	IP WLS BF H R ER SO BB IBB HBP BLK WP HR S P ERA WHIP	22 John Patterson, R ERA: 4.91 Felix Rodriguez, R ERA: 4.91 Gary Majewski, R ERA: 12.46 32 Chad Cordero, R ERA: 4.5 Mike Stanton, L ERA: 2.08	5 3 26 0 0 0 4 1 0 0 0 0 0 10 16 0.00 0.000	3 0 3 0 0 0 4 2 0 0 0 0 17 32 0.00 1.500	0 0 0 0 0 0 0 0 0 0 0 0 0 19 27 4.50 0.500	0 0 0 0 0 0 0 0 0 0 0 0 0 4 14 13.50 1.500																							

Washington Nationals @ Houston Astros
Minute Maid Park, Houston, TX
Mon Apr 10 2006, 1:05 PM CDT
Att. 27,944 - Partly Cloudy - 77 F

AB 40
R 5
H 8
RBI 5
BB 5
SO 4
LOB 18



Batter	1	2	3	4	5	6	7	8	9	AB R H RBI BB SO LOB	TOP											
7 José Reyes, S OBP: 0.353, SLG: 0.606	3-2 P6	0-1 L1					2-2 SH1-3 16 SF8 15 SF8 2B		2-2 G5-3	5 1 1 0 0 0 2	New York Mets @ Washington Nationals Robert F. Kennedy Memorial Stadium, Washington, DC Wed Apr 12 2006, 7:05 PM EDT Att: 29,986 - Partly Cloudy - 73 F											
16 Paul Lo Duca, R OBP: 0.387, SLG: 0.370	1-1 G6-3		0-3 K		1-0 G4-3		0-0 SH1-3		1-1 G4-3	4 0 0 0 0 1 0												
15 Carlos Beltrán, S OBP: 0.406, SLG: 0.542	1-2 21 1B		2-2 G4-3		1-0 21 2B		0-0 SF8			3 1 2 1 0 0 0												
21 Carlos Delgado, L OBP: 0.438, SLG: 0.643	2-1 1B		3-3 K		2-2 1B		3-H 2-2 F9			4 0 2 1 0 1 0												
5 David Wright, R OBP: 0.452, SLG: 0.889	0-0 F8			0-2 1B	2-2 P4			1-2 2B		4 1 2 0 0 0 3												
Cliff Floyd, L OBP: 0.269, SLG: 0.227		1-3 K		0-0 G4-3 1 F7		2-0 F7		3-2 L3		4 0 1 1 0 1 1												
Xavier Nady, R OBP: 0.429, SLG: 0.654		2-3 K		0-1 F7		2-2 G4-3		4-0 G5-4-3 1 IBB		3 0 1 0 1 1 1												
1 Anderson Hernandez, S OBP: 0.185, SLG: 0.185		0-0 45 BB 1B		1-0 G4-3		0-0 G4-3		1-2 G5-4-3		4 0 1 0 0 0 4												
45 Pedro Martínez, R OBP: 0.400, SLG: 0.250		4-2 1B		2-3 G6-3		2-3 G6-3				2 0 0 0 1 0 2												
Aaron Heilman, R (8, 1)		1-2 BB								0 0 0 0 0 0 0												
Julio Franco, R OBP: 0.333, SLG: 0.333										1 0 0 0 0 1 0												
13 Billy Wagner, L (9, 1)										0 0 0 0 0 0 0												
Inning Stats	R: 0 E: 0 K: 0 S: 13	H: 2 LOB: 2 BB: 0 P: 20	R: 0 E: 0 K: 2 S: 13	H: 1 LOB: 2 BB: 1 P: 20	R: 0 E: 0 K: 2 S: 9	H: 0 LOB: 0 BB: 0 P: 14	R: 1 E: 0 K: 0 S: 9	H: 2 LOB: 1 BB: 0 P: 11	R: 1 E: 0 K: 0 S: 12	H: 2 LOB: 1 BB: 0 P: 19	R: 0 E: 0 K: 0 S: 7	H: 1 LOB: 1 BB: 0 P: 12	R: 1 E: 0 K: 0 S: 10	H: 1 LOB: 0 BB: 0 P: 14	R: 0 E: 0 K: 0 S: 12	H: 1 LOB: 1 BB: 1 P: 21	R: 0 E: 0 K: 1 S: 9	H: 0 LOB: 0 BB: 0 P: 12	1B: 5 2B: 4 3B: 1 HR: 0	SF: 1 SAC: 1 DP: 1 HBP: 0	WP: 0 PB: 0 SB: 0 CS: 0	PA: 38
PITCHER	IP WLS BF H R ER SO BB IBB HBP BLK WP HR S P ERA WHIP											IP WLS BF H R ER SO BB IBB HBP BLK WP HR S P ERA WHIP										
Tony Armas, R ERA: 3.27	(1, 1) 6.0 L 27 8 2 2 4 1 0 0 0 0 0 63 96 3.00 1.500																					
Felix Rodriguez, R ERA: 7.94	(7, 1) 1.0 4 1 1 1 0 0 0 0 0 0 0 10 14 9.00 1.000																					
Gary Majewski, R ERA: 1.08	(8, 1) 2.0 7 1 0 0 1 0 1 0 0 0 0 21 33 0.00 0.500																					

Batter	1	2	3	4	5	6	7	8	9	AB R H RBI BB SO LOB	BOTTOM											
Brandon Watson, L OBP: 0.214, SLG: 0.185	1-1 G6-3			1-2 F7		1-1 G6-4-3 1B		1-0 G5-3		4 0 1 0 0 0 1	New York Mets @ Washington Nationals Robert F. Kennedy Memorial Stadium, Washington, DC Wed Apr 12 2006, 7:05 PM EDT Att: 29,986 - Partly Cloudy - 73 F											
Jose Vidro, S OBP: 0.381, SLG: 0.600	0-3 K			0-1 HR		2-3 K			2-2 G1-3	4 1 1 1 0 2 3												
Jose Guillen, R OBP: 0.297, SLG: 0.364	0-1 F8			1-2 G1-3		2-1 G6-4-3 1B			0-2 24 G3 1B	4 0 1 0 0 0 3												
24 Nick Johnson, L OBP: 0.405, SLG: 0.500		2-1 F8		2-0 G4-3		1-2 F8			1-0 G3	4 0 0 0 0 0 1												
Alfonso Soriano, R OBP: 0.333, SLG: 0.606		0-1 F7			2-0 F8		2-2 L9		2-2 G5-3	4 0 0 0 0 0 1												
11 Ryan Zimmerman, R OBP: 0.333, SLG: 0.353		2-1 F8			2-1 G5-3		3-2 P2			3 0 0 0 0 0 0												
Gary Majewski, R (8, 1)										0 0 0 0 0 0 0												
Royce Clayton, R OBP: 0.194, SLG: 0.200			0-1 G6-3		0-0 F8			0-1 G6-3		3 0 0 0 0 0 0												
Brian Schneider, L OBP: 0.281, SLG: 0.207			0-1 F9			2-1 1B BB			2-1 1B	3 0 2 0 0 0 0												
Tony Armas, R (1, 1)										1 0 0 0 0 1 0												
Marlon Anderson, L OBP: 0.500, SLG: 0.200										0 0 0 0 1 0 0												
Felix Rodriguez, R (7, 1)										0 0 0 0 0 0 0												
Damian Jackson, R OBP: 0.400, SLG: 0.500										1 0 0 0 0 0 1												
Inning Stats	R: 0 E: 0 K: 1 S: 8	H: 0 LOB: 0 BB: 0 P: 9	R: 0 E: 0 K: 0 S: 6	H: 0 LOB: 0 BB: 0 P: 10	R: 0 E: 0 K: 1 S: 7	H: 0 LOB: 0 BB: 0 P: 7	R: 1 E: 0 K: 0 S: 9	H: 1 LOB: 0 BB: 0 P: 13	R: 0 E: 0 K: 0 S: 4	H: 0 LOB: 0 BB: 0 P: 8	R: 0 E: 0 K: 1 S: 11	H: 2 LOB: 2 BB: 1 P: 22	R: 0 E: 0 K: 0 S: 10	H: 0 LOB: 0 BB: 0 P: 16	R: 0 E: 0 K: 0 S: 9	H: 1 LOB: 1 BB: 0 P: 13	R: 0 E: 0 K: 0 S: 10	H: 1 LOB: 1 BB: 0 P: 15	1B: 4 2B: 0 3B: 0 HR: 1	SF: 0 SAC: 0 DP: 1 HBP: 0	WP: 0 PB: 0 SB: 0 CS: 0	PA: 32
PITCHER	IP WLS BF H R ER SO BB IBB HBP BLK WP HR S P ERA WHIP											IP WLS BF H R ER SO BB IBB HBP BLK WP HR S P ERA WHIP										
45 Pedro Martínez, R ERA: 3.46	(1, 1) 7.0 W 24 3 1 1 3 1 0 0 0 0 0 55 85 1.29 0.571																					
Aaron Heilman, R ERA: 1.8	(8, 1) 1.0 H 4 1 0 0 0 0 0 0 0 0 0 9 13 0.00 1.000																					
13 Billy Wagner, L ERA: 1.8	(9, 1) 1.0 S 4 1 0 0 0 0 0 0 0 0 0 10 15 0.00 1.000																					

Batter	1	2	3	4	5	6	7	8	9	AB R H RBI BB SO LOB	TOP												
Marlon Byrd, R OBP: 0.361, SLG: 0.296 (1, 9)										3 0 0 0 2 3 1	Washington Nationals @ Florida Marlins Dolphin Stadium, Miami, FL Sat Apr 15 2006, 6:05 PM EDT Att: 15,668 - Clear - 83 F												
Damian Jackson, R OBP: 0.214, SLG: 0.308 Ryan Church, L (7, 9)										4 0 1 0 0 1 3 0 0 0 0 1 0 0													
Alfonso Soriano, R OBP: 0.353, SLG: 0.532 (1, 7)										4 0 1 0 1 0 2													
24 Nick Johnson, L OBP: 0.480, SLG: 0.615 (1, 3)										1 1 0 0 3 1 0													
11 Ryan Zimmerman, R OBP: 0.308, SLG: 0.304 (1, 5)										3 1 0 0 1 1 4													
Brendan Harris, R OBP: 0.400, SLG: 0.250 (1, 4)										3 0 1 0 1 0 0													
Royce Clayton, R OBP: 0.250, SLG: 0.262 (1, 6)										4 0 1 1 0 1 2													
Brian Schneider, L OBP: 0.275, SLG: 0.171 (1, 2)										3 0 0 0 1 2 0													
22 John Patterson, R OBP: 0.250, SLG: 0.250 Marlon Anderson, L OBP: 0.364, SLG: 0.125 32 Chad Cordero, R (9, 1)										3 0 1 0 0 0 2 1 0 0 0 0 0 0 0 0 0 0 0 0 0													
Inning Stats	R: 0 E: 0 K: 1 S: 11	H: 2 LOB: 2 BB: 1 P: 19	R: 0 E: 0 K: 1 S: 8	H: 0 LOB: 0 BB: 0 P: 10	R: 0 E: 0 K: 0 S: 8	H: 0 LOB: 0 BB: 1 P: 16	R: 0 E: 0 K: 1 S: 12	H: 1 LOB: 2 BB: 1 P: 18	R: 0 E: 0 K: 3 S: 10	H: 1 LOB: 1 BB: 0 P: 13		R: 2 E: 1 K: 0 S: 11	H: 1 LOB: 2 BB: 4 P: 28	R: 0 E: 0 K: 1 S: 15	H: 0 LOB: 2 BB: 2 P: 32	R: 0 E: 0 K: 1 S: 5	H: 0 LOB: 0 BB: 0 P: 8	R: 0 E: 0 K: 1 S: 8	H: 0 LOB: 1 BB: 1 P: 16	1B: 3 2B: 2 3B: 0 HR: 0	SF: 0 SAC: 0 DP: 0 HBP: 0	WP: 0 PB: 0 CS: 3	PA: 40
PITCHER	IP WLS BF H R ER SO BB IBB HBP BLK WP HR S P ERA WHIP											IP WLS BF H R ER SO BB IBB HBP BLK WP HR S P ERA WHIP											
Scott Olsen, L ERA: 1.69 Franklyn German, R ERA: 55 Josh Johnson, R ERA: 1.59 Todd Wellemeyer, R ERA: 4.5	(1, 1) (6, 1) (7, 1) (9, 1)	5.1 0.2 2.0 1.0	L 3 8 4	24 1 0 0	4 1 0 0	2 0 0 0	1 0 2 1	6 0 2 1	6 1 0 0	0 0 0 0	0 0 0 0	0 0 0 0	0 0 0 0	0 5 20 8	55 10 40 16	94 0 10 16	1.69 0.00 0.00 0.00	1.875 1.500 1.000 1.000					

AB	29
R	2
H	5
RBI	1
BB	10
SO	9
LOB	14



Batter	1	2	3	4	5	6	7	8	9	AB R H RBI BB SO LOB	BOTTOM											
2 Hanley Ramirez, R OBP: 0.422, SLG: 0.575 (1, 6)										4 0 0 0 0 2 0	Washington Nationals @ Florida Marlins Dolphin Stadium, Miami, FL Sat Apr 15 2006, 6:05 PM EDT Att: 15,668 - Clear - 83 F											
6 Dan Uggla, R OBP: 0.325, SLG: 0.371 (1, 4)										4 0 0 0 0 0 0												
Miguel Cabrera, R OBP: 0.357, SLG: 0.541 4 Alfredo Amezaga, S OBP: 0.500, SLG: 0.500 (9, PR)										3 0 0 0 1 3 0 0 0 0 0 0 0 0												
17 Mike Jacobs, L OBP: 0.268, SLG: 0.444 (1, 3)										3 0 0 0 1 1 0												
14 Josh Willingham, R OBP: 0.375, SLG: 0.694 (1, 7)										4 1 1 0 0 1 2												
Chris Aquila, R OBP: 0.333, SLG: 0.450 (1, 9)										3 0 1 1 0 2 0												
20 Matt Treanor, R (1, 2)										3 0 0 0 0 2 1												
1 Eric Reed, L OBP: 0.174, SLG: 0.095 (1, 8)										2 0 0 0 1 1 0												
Scott Olsen, L Franklyn German, R 55 Josh Johnson, L Wes Helms, R OBP: 0.333, SLG: 0.333 Todd Wellemeyer, R (9, 1)	(1, 1) (6, 1) (7, 1) (8, PH) (9, 1)	8.0 0.0 2.0 1.0	W L S 5	27 0 0 0	3 1 0 0	1 1 0 0	13 0 0 0	0 0 0 0	0 0 0 0	0 0 0 0		0 0 0 0	0 0 0 0	0 0 0 0	0 1 0 0	0 0 0 0	0 0 0 0	0 0 0 0	1B: 1 2B: 2 3B: 0 HR: 0	SF: 0 SAC: 0 DP: 0 HBP: 0	WP: 0 PB: 0 CS: 0	PA: 32
PITCHER	IP WLS BF H R ER SO BB IBB HBP BLK WP HR S P ERA WHIP											IP WLS BF H R ER SO BB IBB HBP BLK WP HR S P ERA WHIP										
22 John Patterson, R ERA: 4.0 32 Chad Cordero, R ERA: 4.5	(1, 1) (9, 1)	1.0 1.0	S 5	0 0	0 0	0 0	0 0	0 0	0 0	0 0	0 0	7 18	0.00 2.000									


AB	29
R	1
H	3
RBI	1
BB	3
SO	13
LOB	5



Batter	1	2	3	4	5	6	7	8	9	AB	R	H	RBI	BB	SO	LOB	TOP															
Alfonso Soriano, R (1.7) OBP: 0.397, SLG: 0.529	G5-3		P4				F8		SH2-3 24 E 2B	4	1	1	0	1	0	0																
Marlon Anderson, L (1.4) OBP: 0.333, SLG: 0.167	24 1B 11 SF9 1B		G4-3			G1-3	K		SH2-3	4	1	1	0	0	1	1																
24 Nick Johnson, L (1.3) OBP: 0.509, SLG: 0.619	11 SF9 1B		11 WP 1B				HR BB		E6 HR	3	1	2	0	2	0	0																
11 Ryan Zimmerman, R (1.5) OBP: 0.298, SLG: 0.286	SF9		K			K	L1		HR BB	3	1	0	1	1	2	3																
Ryan Church, L (1.9) OBP: 0.364, SLG: 0.889	K		G4-3			HR		1B S SF9 BB	HR	4	3	2	4	1	1	1																
Marlon Byrd, R (1.8) OBP: 0.366, SLG: 0.323		E5 G4-3		CS HBP		G6-3 2B		K	G3	4	0	1	0	0	1	1																
Brian Schneider, L (1.2) OBP: 0.273, SLG: 0.179		G4-3		K		G6-3		SF9 1B		4	0	1	0	0	1	3																
Royce Clayton, R (1.6) OBP: 0.248, SLG: 0.350 Damian Jackson, R (6. PR) OBP: 0.274, SLG: 0.338 Jose Vidro, S (6. PH) OBP: 0.330, SLG: 0.565 Mike Stanton, L (8. 1) OBP: 0.317, SLG: 0.399 Gary Majewski, R (8. 1) OBP: 0.333, SLG: 0.200 32 Chad Cordero, R (8. 1)		K				F8		SF9		2	0	0	0	0	1	1																
Ramon Ortiz, R (1.1) OBP: 0.400, SLG: 0.250 Daryle Ward, L (6. PH) OBP: 0.375, SLG: 0.857 Felix Rodriguez, R (6. 1) OBP: 0.333, SLG: 0.200 Brendan Harris, R (8. PH) OBP: 0.333, SLG: 0.200		K				G5-3	F9	F8		2	0	0	0	0	1	1																
Inning Stats	R: 1 E: 0 K: 1 S: 12	H: 2 LOB: 1 BB: 0 P: 16	R: 0 E: 1 K: 2 S: 11	H: 0 LOB: 1 BB: 0 P: 17	R: 0 E: 0 K: 1 S: 9	H: 1 LOB: 1 BB: 0 P: 14	R: 0 E: 0 K: 1 S: 6	H: 0 LOB: 0 BB: 0 P: 12	R: 0 E: 0 K: 1 S: 8	H: 0 LOB: 1 BB: 1 P: 16	R: 2 E: 0 K: 1 S: 13	H: 2 LOB: 2 BB: 1 P: 23	R: 0 E: 0 K: 1 S: 12	H: 0 LOB: 1 BB: 1 P: 18	R: 1 E: 0 K: 1 S: 10	H: 1 LOB: 1 BB: 1 P: 21	R: 3 E: 1 K: 0 S: 14	H: 2 LOB: 0 BB: 1 P: 25	1B: 4 2B: 2 3B: 0 HR: 2	SF: 2 SAC: 1 DP: 0 HBP: 2	WP: 1 PB: 0 SB: 1 CS: 1	PA: 42										
PITCHER	IP WLS BF H R ER SO BB IBB HBP BLK WP HR S P ERA WHIP																															
52 Sergio Mitre, R (1.1) ERA: 4.08	5.2	26	5	3	3	6	2	0	2	0	1	1	56	93	4.76	1.235																
47 Ricky Nolasco, R (6. 1) ERA: 1.9	0.1	1	0	0	0	0	0	0	0	0	0	0	3	5	0.00	0.000																
60 Carlos Martinez, R (7. 1) ERA: 2.7	2.0	9	1	1	1	2	2	0	0	0	0	0	22	39	4.50	1.500																
Matt Herges, R (9. 1) ERA: 4.15	1.0	L	6	2	3	0	1	0	0	0	0	1	14	25	0.00	3.000																

Washington Nationals @ Florida Marlins
Dolphin Stadium, Miami, FL
Sun Apr 16 2006, 1:05 PM EDT
Att: 10,296 - Sunny - 84 F


AB 32
R 7
H 8
RBI 6
BB 5
SO 8
LOB 14



Batter	1	2	3	4	5	6	7	8	9	AB	R	H	RBI	BB	SO	LOB	BOTTOM															
2 Hanley Ramirez, R (1.6) OBP: 0.400, SLG: 0.533	F9		F9				K			5	1	1	0	0	2	1																
4 Alfredo Amezaga, S (1.4) OBP: 0.444, SLG: 0.375	FC2-6 BB		S 1B			G1-4-3 1B	P5		L8	4	0	1	0	1	0	1																
Miguel Cabrera, R (1.5) OBP: 0.383, SLG: 0.525	FC2-6-5 14 2B		1B			14 1B 17 1B 1B	BB		K	3	1	1	1	2	1	1																
14 Josh Willingham, R (1.7) OBP: 0.386, SLG: 0.700 Matt Herges, L (9. 1) 20 Matt Treanor, R (9. PH)	2B		F7			17 1B 1B	F9		P4	4	0	2	0	0	0	3																
17 Mike Jacobs, L (1.3) OBP: 0.289, SLG: 0.450	F7					1B			K	4	0	2	1	0	1	2																
Chris Aquila, R (1.9) OBP: 0.320, SLG: 0.391 (9. 7)			F9			G6-4-3 1B	F8		2B BB	3	1	0	0	1	0	3																
Miguel Olivo, R (1.2) OBP: 0.250, SLG: 0.444	G6-3					HR	P2		3B 2B	4	2	2	2	0	0	0																
61 Reggie Abercrombie, R (1.8) OBP: 0.174, SLG: 0.095 (9. 9)	G6-3					F8	K		L4	4	0	0	0	0	1	1																
52 Sergio Mitre, R (1.1) OBP: 0.400, SLG: 0.250 47 Ricky Nolasco, R (6. 1) 6 Dan Uggla, R (7. 1) 60 Carlos Martinez, R (7. 1) Wes Helms, R (8. PH) 1 Eric Reed, R (9. 8) OBP: 0.174, SLG: 0.095			G3				K		L8 3B	2	0	0	0	0	1	0																
Inning Stats	R: 0 E: 1 K: 0 S: 9	H: 1 LOB: 2 BB: 1 P: 17	R: 0 E: 0 K: 0 S: 7	H: 0 LOB: 0 BB: 0 P: 8	R: 0 E: 0 K: 0 S: 12	H: 1 LOB: 2 BB: 1 P: 17	R: 1 E: 0 K: 0 S: 6	H: 2 LOB: 0 BB: 0 P: 7	R: 2 E: 0 K: 1 S: 16	H: 4 LOB: 0 BB: 0 P: 24	R: 0 E: 0 K: 1 S: 7	H: 0 LOB: 0 BB: 0 P: 11	R: 0 E: 0 K: 1 S: 9	H: 0 LOB: 1 BB: 1 P: 22	R: 2 E: 0 K: 2 S: 15	H: 2 LOB: 1 BB: 1 P: 24	R: 0 E: 0 K: 1 S: 8	H: 0 LOB: 0 BB: 0 P: 11	1B: 6 2B: 2 3B: 1 HR: 1	SF: 0 SAC: 0 DP: 1 HBP: 0	WP: 0 PB: 0 SB: 1 CS: 0	PA: 40										
PITCHER	IP WLS BF H R ER SO BB IBB HBP BLK WP HR S P ERA WHIP																															
Ramon Ortiz, R (1.1) ERA: 7.31	5.0	24	8	3	3	1	2	0	0	0	0	0	16	33	0.00	0.500																
Felix Rodriguez, R (6. 1) ERA: 5.87	2.0	7	0	0	0	2	1	0	0	0	0	0	3	4	0.00	0.000																
Mike Stanton, L (8. 1) ERA: 1.93	0.1	H	1	0	0	0	0	0	0	0	0	0	3	4	0.00	0.000																
Gary Majewski, R (8. 1) ERA: 2.7	0.2	W	5	2	2	2	1	0	0	0	0	0	12	20	27.00	4.500																
32 Chad Cordero, R (9. 1) ERA: 3.86	1.0	S	3	0	0	0	1	0	0	0	0	0	8	11	0.00	0.000																

Washington Nationals @ Florida Marlins
Dolphin Stadium, Miami, FL
Sun Apr 16 2006, 1:05 PM EDT
Att: 10,296 - Sunny - 84 F

AB 36
R 5
H 10
RBI 5
BB 4
SO 6
LOB 12



Batter	1	2	3	4	5	6	7	8	9	AB	R	H	RBI	BB	SO	LOB	TOP										
Alfonso Soriano, R OBP: 0.347, SLG: 0.493										6	1	2	0	0	3	3											
Jose Vidro, S OBP: 0.400, SLG: 0.550										4	1	0	0	1	0	2											
24 Nick Johnson, L OBP: 0.529, SLG: 0.745										4	3	4	3	1	0	0											
Jose Guillen, R OBP: 0.353, SLG: 0.409										4	2	2	0	0	0	1											
Marlon Byrd, R OBP: 0.395, SLG: 0.344										0	0	0	0	0	0	0											
11 Ryan Zimmerman, R OBP: 0.319, SLG: 0.339										4	2	2	2	1	1	2											
Ryan Church, L OBP: 0.423, SLG: 0.905										3	0	1	0	2	0	3											
Royce Clayton, R OBP: 0.242, SLG: 0.246										4	1	0	2	0	0	3											
Brian Schneider, L OBP: 0.322, SLG: 0.235										4	0	2	2	1	0	1											
40 Billy Traber, L OBP: 0.333, SLG: 0.333										3	0	1	1	0	1	3											
Jon Rauch, R										1	0	0	0	0	0	0											
Marlon Anderson, L OBP: 0.294, SLG: 0.143										1	0	0	0	0	0	1											
Felix Rodriguez, R										0	0	0	0	0	0	0											
Inning Stats	R: 5 E: 0 K: 1 S: 20	H: 5 LOB: 2 BB: 2 P: 31	R: 4 E: 0 K: 0 S: 18	H: 2 LOB: 1 BB: 3 P: 34	R: 0 E: 0 K: 1 S: 12	H: 1 LOB: 2 BB: 1 P: 20	R: 0 E: 0 K: 2 S: 11	H: 1 LOB: 0 BB: 0 P: 22	R: 1 E: 0 K: 0 S: 7	H: 2 LOB: 0 BB: 0 P: 16	R: 0 E: 0 K: 1 S: 7	H: 1 LOB: 0 BB: 0 P: 11	R: 0 E: 0 K: 1 S: 8	H: 0 LOB: 0 BB: 0 P: 11	R: 0 E: 0 K: 0 S: 9	H: 1 LOB: 2 BB: 0 P: 12	R: 0 E: 0 K: 0 S: 6	H: 1 LOB: 1 BB: 0 P: 9	1B: 9 2B: 3 3B: 0 HR: 2	SF: 1 SAC: 0 DP: 2 HBP: 1	WP: 0 PB: 0 SB: 0 CS: 0	PA: 46					
PITCHER	IP WLS BF H R ER SO BB IBB HBP BLK WP HR S P ERA WHIP	IP WLS BF H R ER SO BB IBB HBP BLK WP HR S P ERA WHIP	IP WLS BF H R ER SO BB IBB HBP BLK WP HR S P ERA WHIP	IP WLS BF H R ER SO BB IBB HBP BLK WP HR S P ERA WHIP	IP WLS BF H R ER SO BB IBB HBP BLK WP HR S P ERA WHIP	IP WLS BF H R ER SO BB IBB HBP BLK WP HR S P ERA WHIP	IP WLS BF H R ER SO BB IBB HBP BLK WP HR S P ERA WHIP	IP WLS BF H R ER SO BB IBB HBP BLK WP HR S P ERA WHIP	IP WLS BF H R ER SO BB IBB HBP BLK WP HR S P ERA WHIP	IP WLS BF H R ER SO BB IBB HBP BLK WP HR S P ERA WHIP	IP WLS BF H R ER SO BB IBB HBP BLK WP HR S P ERA WHIP	IP WLS BF H R ER SO BB IBB HBP BLK WP HR S P ERA WHIP	IP WLS BF H R ER SO BB IBB HBP BLK WP HR S P ERA WHIP	IP WLS BF H R ER SO BB IBB HBP BLK WP HR S P ERA WHIP	IP WLS BF H R ER SO BB IBB HBP BLK WP HR S P ERA WHIP	IP WLS BF H R ER SO BB IBB HBP BLK WP HR S P ERA WHIP	IP WLS BF H R ER SO BB IBB HBP BLK WP HR S P ERA WHIP	IP WLS BF H R ER SO BB IBB HBP BLK WP HR S P ERA WHIP	IP WLS BF H R ER SO BB IBB HBP BLK WP HR S P ERA WHIP	IP WLS BF H R ER SO BB IBB HBP BLK WP HR S P ERA WHIP	IP WLS BF H R ER SO BB IBB HBP BLK WP HR S P ERA WHIP	IP WLS BF H R ER SO BB IBB HBP BLK WP HR S P ERA WHIP	IP WLS BF H R ER SO BB IBB HBP BLK WP HR S P ERA WHIP	IP WLS BF H R ER SO BB IBB HBP BLK WP HR S P ERA WHIP			
63 Ryan Madson, R ERA: 8.36	1.0 L 14 7 9 9 1 4 0 0 0 0 0 1 31 51 81.00 11.000	1.0 L 14 7 9 9 1 4 0 0 0 0 0 1 31 51 81.00 11.000	1.0 L 14 7 9 9 1 4 0 0 0 0 0 1 31 51 81.00 11.000	1.0 L 14 7 9 9 1 4 0 0 0 0 0 1 31 51 81.00 11.000	1.0 L 14 7 9 9 1 4 0 0 0 0 0 1 31 51 81.00 11.000	1.0 L 14 7 9 9 1 4 0 0 0 0 0 1 31 51 81.00 11.000	1.0 L 14 7 9 9 1 4 0 0 0 0 0 1 31 51 81.00 11.000	1.0 L 14 7 9 9 1 4 0 0 0 0 0 1 31 51 81.00 11.000	1.0 L 14 7 9 9 1 4 0 0 0 0 0 1 31 51 81.00 11.000	1.0 L 14 7 9 9 1 4 0 0 0 0 0 1 31 51 81.00 11.000	1.0 L 14 7 9 9 1 4 0 0 0 0 0 1 31 51 81.00 11.000	1.0 L 14 7 9 9 1 4 0 0 0 0 0 1 31 51 81.00 11.000	1.0 L 14 7 9 9 1 4 0 0 0 0 0 1 31 51 81.00 11.000	1.0 L 14 7 9 9 1 4 0 0 0 0 0 1 31 51 81.00 11.000	1.0 L 14 7 9 9 1 4 0 0 0 0 0 1 31 51 81.00 11.000	1.0 L 14 7 9 9 1 4 0 0 0 0 0 1 31 51 81.00 11.000	1.0 L 14 7 9 9 1 4 0 0 0 0 0 1 31 51 81.00 11.000	1.0 L 14 7 9 9 1 4 0 0 0 0 0 1 31 51 81.00 11.000	1.0 L 14 7 9 9 1 4 0 0 0 0 0 1 31 51 81.00 11.000	1.0 L 14 7 9 9 1 4 0 0 0 0 0 1 31 51 81.00 11.000	1.0 L 14 7 9 9 1 4 0 0 0 0 0 1 31 51 81.00 11.000	1.0 L 14 7 9 9 1 4 0 0 0 0 0 1 31 51 81.00 11.000	1.0 L 14 7 9 9 1 4 0 0 0 0 0 1 31 51 81.00 11.000	1.0 L 14 7 9 9 1 4 0 0 0 0 0 1 31 51 81.00 11.000			
Aaron Fultz, L ERA: 4.29	3.0 2 0 0 3 1 1 0 0 0 0 0 30 56 0.00 1.000	3.0 2 0 0 3 1 1 0 0 0 0 0 30 56 0.00 1.000	3.0 2 0 0 3 1 1 0 0 0 0 0 30 56 0.00 1.000	3.0 2 0 0 3 1 1 0 0 0 0 0 30 56 0.00 1.000	3.0 2 0 0 3 1 1 0 0 0 0 0 30 56 0.00 1.000	3.0 2 0 0 3 1 1 0 0 0 0 0 30 56 0.00 1.000	3.0 2 0 0 3 1 1 0 0 0 0 0 30 56 0.00 1.000	3.0 2 0 0 3 1 1 0 0 0 0 0 30 56 0.00 1.000	3.0 2 0 0 3 1 1 0 0 0 0 0 30 56 0.00 1.000	3.0 2 0 0 3 1 1 0 0 0 0 0 30 56 0.00 1.000	3.0 2 0 0 3 1 1 0 0 0 0 0 30 56 0.00 1.000	3.0 2 0 0 3 1 1 0 0 0 0 0 30 56 0.00 1.000	3.0 2 0 0 3 1 1 0 0 0 0 0 30 56 0.00 1.000	3.0 2 0 0 3 1 1 0 0 0 0 0 30 56 0.00 1.000	3.0 2 0 0 3 1 1 0 0 0 0 0 30 56 0.00 1.000	3.0 2 0 0 3 1 1 0 0 0 0 0 30 56 0.00 1.000	3.0 2 0 0 3 1 1 0 0 0 0 0 30 56 0.00 1.000	3.0 2 0 0 3 1 1 0 0 0 0 0 30 56 0.00 1.000	3.0 2 0 0 3 1 1 0 0 0 0 0 30 56 0.00 1.000	3.0 2 0 0 3 1 1 0 0 0 0 0 30 56 0.00 1.000	3.0 2 0 0 3 1 1 0 0 0 0 0 30 56 0.00 1.000	3.0 2 0 0 3 1 1 0 0 0 0 0 30 56 0.00 1.000	3.0 2 0 0 3 1 1 0 0 0 0 0 30 56 0.00 1.000	3.0 2 0 0 3 1 1 0 0 0 0 0 30 56 0.00 1.000			
Geoff Geary, R ERA: 8.68	1.0 5 1 0 0 0 0 0 0 1 0 0 9 12 0.00 1.000	1.0 5 1 0 0 0 0 0 0 1 0 0 9 12 0.00 1.000	1.0 5 1 0 0 0 0 0 0 1 0 0 9 12 0.00 1.000	1.0 5 1 0 0 0 0 0 0 1 0 0 9 12 0.00 1.000	1.0 5 1 0 0 0 0 0 0 1 0 0 9 12 0.00 1.000	1.0 5 1 0 0 0 0 0 0 1 0 0 9 12 0.00 1.000	1.0 5 1 0 0 0 0 0 0 1 0 0 9 12 0.00 1.000	1.0 5 1 0 0 0 0 0 0 1 0 0 9 12 0.00 1.000	1.0 5 1 0 0 0 0 0 0 1 0 0 9 12 0.00 1.000	1.0 5 1 0 0 0 0 0 0 1 0 0 9 12 0.00 1.000	1.0 5 1 0 0 0 0 0 0 1 0 0 9 12 0.00 1.000	1.0 5 1 0 0 0 0 0 0 1 0 0 9 12 0.00 1.000	1.0 5 1 0 0 0 0 0 0 1 0 0 9 12 0.00 1.000	1.0 5 1 0 0 0 0 0 0 1 0 0 9 12 0.00 1.000	1.0 5 1 0 0 0 0 0 0 1 0 0 9 12 0.00 1.000	1.0 5 1 0 0 0 0 0 0 1 0 0 9 12 0.00 1.000	1.0 5 1 0 0 0 0 0 0 1 0 0 9 12 0.00 1.000	1.0 5 1 0 0 0 0 0 0 1 0 0 9 12 0.00 1.000	1.0 5 1 0 0 0 0 0 0 1 0 0 9 12 0.00 1.000	1.0 5 1 0 0 0 0 0 0 1 0 0 9 12 0.00 1.000	1.0 5 1 0 0 0 0 0 0 1 0 0 9 12 0.00 1.000	1.0 5 1 0 0 0 0 0 0 1 0 0 9 12 0.00 1.000	1.0 5 1 0 0 0 0 0 0 1 0 0 9 12 0.00 1.000	1.0 5 1 0 0 0 0 0 0 1 0 0 9 12 0.00 1.000	1.0 5 1 0 0 0 0 0 0 1 0 0 9 12 0.00 1.000	1.0 5 1 0 0 0 0 0 0 1 0 0 9 12 0.00 1.000	
Rheal Cormier, L ERA: 7.71	1.0 4 1 0 0 0 0 0 0 0 0 0 6 9 0.00 1.000	1.0 4 1 0 0 0 0 0 0 0 0 0 6 9 0.00 1.000	1.0 4 1 0 0 0 0 0 0 0 0 0 6 9 0.00 1.000	1.0 4 1 0 0 0 0 0 0 0 0 0 6 9 0.00 1.000	1.0 4 1 0 0 0 0 0 0 0 0 0 6 9 0.00 1.000	1.0 4 1 0 0 0 0 0 0 0 0 0 6 9 0.00 1.000	1.0 4 1 0 0 0 0 0 0 0 0 0 6 9 0.00 1.000	1.0 4 1 0 0 0 0 0 0 0 0 0 6 9 0.00 1.000	1.0 4 1 0 0 0 0 0 0 0 0 0 6 9 0.00 1.000	1.0 4 1 0 0 0 0 0 0 0 0 0 6 9 0.00 1.000	1.0 4 1 0 0 0 0 0 0 0 0 0 6 9 0.00 1.000	1.0 4 1 0 0 0 0 0 0 0 0 0 6 9 0.00 1.000	1.0 4 1 0 0 0 0 0 0 0 0 0 6 9 0.00 1.000	1.0 4 1 0 0 0 0 0 0 0 0 0 6 9 0.00 1.000	1.0 4 1 0 0 0 0 0 0 0 0 0 6 9 0.00 1.000	1.0 4 1 0 0 0 0 0 0 0 0 0 6 9 0.00 1.000	1.0 4 1 0 0 0 0 0 0 0 0 0 6 9 0.00 1.000	1.0 4 1 0 0 0 0 0 0 0 0 0 6 9 0.00 1.000	1.0 4 1 0 0 0 0 0 0 0 0 0 6 9 0.00 1.000	1.0 4 1 0 0 0 0 0 0 0 0 0 6 9 0.00 1.000	1.0 4 1 0 0 0 0 0 0 0 0 0 6 9 0.00 1.000	1.0 4 1 0 0 0 0 0 0 0 0 0 6 9 0.00 1.000	1.0 4 1 0 0 0 0 0 0 0 0 0 6 9 0.00 1.000	1.0 4 1 0 0 0 0 0 0 0 0 0 6 9 0.00 1.000	1.0 4 1 0 0 0 0 0 0 0 0 0 6 9 0.00 1.000	1.0 4 1 0 0 0 0 0 0 0 0 0 6 9 0.00 1.000	1.0 4 1 0 0 0 0 0 0 0 0 0 6 9 0.00 1.000

Washington Nationals @ Philadelphia Phillies
Citizens Bank Park, Philadelphia, PA
Thu Apr 20 2006, 7:05 PM EDT
Att: 28,177 - Clear - 81 F

AB	38
R	10
H	14
RBI	10
BB	6
SO	5
LOB	19



Batter	1	2	3	4	5	6	7	8	9	AB	R	H	RBI	BB	SO	LOB	BOTTOM
11 Jimmy Rollins, S OBP: 0.338, SLG: 0.415										4	1	0	0	1	0	2	
Aaron Rowand, R OBP: 0.365, SLG: 0.492										4	0	0	0	0	1	1	
Bobby Abreu, L OBP: 0.449, SLG: 0.604										3	2	0	0	1	0	1	
Pat Burrell, R OBP: 0.361, SLG: 0.654										3	1	1	2	1	0	0	
26 Chase Utley, L OBP: 0.323, SLG: 0.552										4	0	2	2	0	1	1	
David Bell, R OBP: 0.255, SLG: 0.364										4	0	0	0	0	0	3	
6 Ryan Howard, L OBP: 0.400, SLG: 0.481		<															

Batter	1	2	3	4	5	6	7	8	9	AB	R	H	RBI	BB	SO	LOB	TOP								
4 Pete Orr, L OBP: 0.200, SLG: 0.333 (1,4)	P6		P5			F9		1B 3B		4	1	1	1	0	0	1	Atlanta Braves @ Washington Nationals Robert F. Kennedy Memorial Stadium, Washington, DC Fri Apr 21 2006, 7:05 PM EDT Att: 24,597 - Overcast - 57 F								
Wilson Betemit, S OBP: 0.360, SLG: 0.432 (1,5)	P6			L4		G1		1B		4	0	1	1	0	0	0									
Ryan Langerhans, L OBP: 0.400, SLG: 0.558 (1,7)	K			K			K	K		4	0	0	0	0	4	1									
Andruw Jones, R OBP: 0.347, SLG: 0.701 (1,8)		K		G5-3			K		K	4	0	0	0	0	3	0									
Adam LaRoche, L OBP: 0.302, SLG: 0.552 (1,3)	F7				K		P5		K	4	0	0	0	0	2	0									
7 Jeff Francoeur, R OBP: 0.211, SLG: 0.348 (1,9)	F8				L8			P3	G6-3	4	0	0	0	0	0	0									
16 Brian McCann, L OBP: 0.327, SLG: 0.583 (1,2)			1B		2B			1B 2B		3	1	3	0	0	0	0									
Tony Pena Jr., R OBP: 0.222, SLG: 0.125 (1,6)			K		K			1B		3	1	1	0	0	2	2									
29 John Smoltz, R Brian Jordan, R Ken Ray, R 23 Matt Diaz, R 40 Lance Cormier, R Mike Remlinger, L Oscar Villarreal, L			SH3-4			P4		SF9		0	0	0	0	0	0	0									
Inning Stats	R: 0 E: 0 K: 1 S: 8	H: 0 LOB: 0 BB: 0 P: 8	R: 0 E: 0 K: 1 S: 7	H: 0 LOB: 0 BB: 0 P: 13	R: 0 E: 0 K: 1 S: 10	H: 1 LOB: 1 BB: 0 P: 14	R: 0 E: 0 K: 1 S: 6	H: 0 LOB: 0 BB: 0 P: 8	R: 0 E: 0 K: 2 S: 12	H: 0 LOB: 0 BB: 0 P: 16	R: 0 E: 0 K: 0 S: 6	H: 0 LOB: 0 BB: 0 P: 8	R: 0 E: 0 K: 2 S: 8	H: 0 LOB: 0 BB: 0 P: 14	R: 3 E: 0 K: 1 S: 19	H: 4 LOB: 1 BB: 0 P: 26		R: 0 E: 0 K: 2 S: 11	H: 0 LOB: 0 BB: 0 P: 14	1B: 3 2B: 2 3B: 1 HR: 0	SF: 1 SAC: 1 DP: 0 HBP: 0	WP: 0 PB: 0 SB: 0 CS: 0	PA: 33		
PITCHER	IP	WLS	BF	H	R	ER	SO	BB	IBB	HBP	BLK	WP	HR	S	P	ERA	WHIP								
22 John Patterson, R ERA: 3.86 (1,1)	7.2		28	5	3	3	8	0	0	0	0	0	0	70	99	3.52	0.652								
Mike Stanton, L ERA: 2.94 (8,1)	0.1	W	2	1	0	0	1	0	0	0	0	0	0	6	8	0.00	3.000								
32 Chad Cordero, R ERA: 3.38 (9,1)	1.0		3	0	0	0	2	0	0	0	0	0	0	11	14	0.00	0.000								

AB	31
R	3
H	6
RBI	3
BB	0
SO	11
LOB	4



Batter	1	2	3	4	5	6	7	8	9	AB	R	H	RBI	BB	SO	LOB	BOTTOM								
Alfonso Soriano, R OBP: 0.377, SLG: 0.653 (1,7)	HR		HR			F9		CS 2B		5	3	4	5	0	0	0	Atlanta Braves @ Washington Nationals Robert F. Kennedy Memorial Stadium, Washington, DC Fri Apr 21 2006, 7:05 PM EDT Att: 24,597 - Overcast - 57 F								
Jose Vidro, S OBP: 0.414, SLG: 0.578 (1,4)	1B		F8		G6-3		24 1B	HR		4	0	2	0	1	0	0									
24 Nick Johnson, L OBP: 0.507, SLG: 0.700 (1,3)	K		G4-3		F7		2-3 BB	3B		5	0	1	0	0	2	3									
Jose Guillen, R OBP: 0.364, SLG: 0.438 (1,9)	1B		1B 2B		F7		FC6-4			4	1	2	0	0	0	2									
11 Ryan Zimmerman, R OBP: 0.329, SLG: 0.338 (1,5)	L7		FC4-6 1B		1B BB			G5-3		3	0	1	1	1	0	2									
Ryan Church, L OBP: 0.400, SLG: 0.880 (1,8)	K		FC4-6		F9		WP	3B		4	1	1	0	0	1	4									
Royce Clayton, R ERA: 4.15 (1,6)			G6-3 1B		K		L9 WP	IBB		3	0	2	0	0	1	0									
Daryle Ward, L OBP: 0.462, SLG: 1.091 (8, PH)							1B			0	0	0	0	1	0	0									
Damian Jackson, R OBP: 0.214, SLG: 0.308 (9,6)										0	1	0	0	0	0	0									
Brian Schneider, L OBP: 0.306, SLG: 0.222 (1,2)			G6-3		P6		L4			3	0	0	0	0	0	3									
Matthew LeCroy, R OBP: 0.429, SLG: 0.364 (9,2)			G6-3		G4-3			L9		0	1	0	0	1	0	0									
22 John Patterson, R OBP: 0.143, SLG: 0.143 (1,1)			G6-3				K			3	0	0	0	0	1	0									
Mike Stanton, L OBP: 0.395, SLG: 0.344 (8, PH)										0	0	0	0	0	0	0									
Marlon Byrd, R OBP: 0.278, SLG: 0.133 (8, PH)										0	0	0	0	0	0	0									
32 Chad Cordero, R ERA: 2.08 (9,1)										0	0	0	0	0	0	0									
Inning Stats	R: 1 E: 0 K: 2 S: 17	H: 3 LOB: 2 BB: 0 P: 29	R: 0 E: 0 K: 0 S: 6	H: 1 LOB: 0 BB: 0 P: 8	R: 2 E: 0 K: 0 S: 13	H: 3 LOB: 1 BB: 0 P: 19	R: 0 E: 0 K: 1 S: 7	H: 0 LOB: 0 BB: 0 P: 10	R: 0 E: 0 K: 0 S: 6	H: 1 LOB: 2 BB: 1 P: 8	R: 0 E: 0 K: 0 S: 12	H: 1 LOB: 2 BB: 1 P: 21	R: 0 E: 0 K: 1 S: 10	H: 2 LOB: 1 BB: 1 P: 18	R: 4 E: 0 K: 1 S: 18	H: 3 LOB: 2 BB: 2 P: 36	1B: 6 2B: 2 3B: 2 HR: 3	SF: 0 SAC: 0 DP: 1 HBP: 0	WP: 1 PB: 0 SB: 0 CS: 1	PA: 39					
PITCHER	IP	WLS	BF	H	R	ER	SO	BB	IBB	HBP	BLK	WP	HR	S	P	ERA	WHIP								
29 John Smoltz, R ERA: 3.86 (1,1)	5.0		10	3	0	0	1	2	0	0	0	0	0	22	39	0.00	2.500								
40 Lance Cormier, R ERA: 2.45 (8,1)	0.1	L	3	1	2	2	0	0	1	0	0	0	0	9	18	54.00	3.000								
Mike Remlinger, L ERA: 5.06 (8,1)	0.0		1	0	0	0	0	1	0	0	0	1	0	1	5	=	=								
Oscar Villarreal, R ERA: 2.08 (8,1)	0.2		4	2	2	2	1	0	0	0	0	0	1	8	13	27.00	3.000								



Batter	1	2	3	4	5	6	7	8	9	AB	R	H	RBI	BB	SO	LOB	TOP								
4 Pete Orr, L OBP: 0.206, SLG: 0.303 Chris Reitsma, R Mike Remlinger, L	G3		G6-3		G1-3			HR		3	1	0	0	1	0	3	Atlanta Braves @ Washington Nationals Robert F. Kennedy Memorial Stadium, Washington, DC Sun Apr 23 2006, 8:05 PM EDT Att: 21,569 - Clear - 64 F livebaseballscorecards.com								
Wilson Betemit, S OBP: 0.370, SLG: 0.500	G3-1			CS		L7		HR		4	1	2	3	0	0										
Ryan Langerhans, L OBP: 0.391, SLG: 0.536				SAFE		L4		K		4	0	1	0	0	2	1									
Andruw Jones, R OBP: 0.342, SLG: 0.671	K			G6-3		G6-3				3	0	0	0	1	1										
Adam LaRoche, L OBP: 0.299, SLG: 0.525		P5				F9		G4-3		3	0	0	0	1	0	1									
7 Jeff Francoeur, R OBP: 0.213, SLG: 0.333		G5-3				HBP				3	0	0	0	0	1	1									
16 Brian McCann, L OBP: 0.321, SLG: 0.558		P4				BB				4	0	1	0	0	0	1									
24 Martin Prado, R OBP: 0.750, SLG: 1.500			G3-1			BB		CS		2	1	1	0	2	0	0									
John Thomson, R OBP: 0.375, SLG: 0.625 40 Lance Cormier, R			K			BB		HR		2	0	0	0	0	2	3									
23 Matt Diaz, R OBP: 0.208, SLG: 0.238 Tony Pena Jr., R OBP: 0.200, SLG: 0.111						K		F9		0	0	0	0	0	0	0									
Inning Stats	R: 0 E: 0 K: 1 S: 14	H: 1 LOB: 1 BB: 0 P: 17	R: 0 E: 0 K: 0 S: 5	H: 0 LOB: 0 BB: 0 P: 8	R: 0 E: 0 K: 1 S: 11	H: 0 LOB: 0 BB: 0 P: 18	R: 0 E: 0 K: 1 S: 7	H: 1 LOB: 0 BB: 0 P: 11	R: 0 E: 0 K: 0 S: 15	H: 0 LOB: 0 BB: 0 P: 23	R: 0 E: 0 K: 0 S: 5	H: 0 LOB: 0 BB: 0 P: 8	R: 0 E: 0 K: 1 S: 8	H: 0 LOB: 0 BB: 1 P: 15	R: 3 E: 0 K: 1 S: 19	H: 2 LOB: 1 BB: 2 P: 32	R: 0 E: 0 K: 1 S: 6	H: 0 LOB: 1 BB: 1 P: 12	1B: 3 2B: 1 3B: 1 HR: 1	SF: 0 SAC: 0 DP: 1 HBP: 1	WP: 0 PB: 0 SB: 0 CS: 2	PA: 37			
PITCHER	IP	WLS	BF	H	R	ER	SO	BB	IBB	HBP	BLK	WP	HR	S	P	ERA	WHIP								
Tony Amas, R ERA: 2.7	6.1		24	3	0	0	5	2	0	1	0	0	0	61	94	0.00	0.789								
Mike Stanton, L ERA: 2.7	0.1	H	1	0	0	0	0	0	0	0	0	0	0	1	1	0.00	0.000								
Felix Rodriguez, R ERA: 4.5	0.1	H	0	0	0	0	0	0	0	0	0	0	0	3	5	0.00	0.000								
Gary Majewski, R ERA: 3.95	1.0	L	7	2	3	3	1	2	0	0	0	0	1	19	32	27.00	4.000								
Joey Eischen, L ERA: 15.0	1.0		4	0	0	0	1	1	0	0	0	0	0	6	12	0.00	1.000								

Batter	1	2	3	4	5	6	7	8	9	AB	R	H	RBI	BB	SO	LOB	BOTTOM								
Alfonso Soriano, R OBP: 0.378, SLG: 0.632	G4-6-3		F9		BB		G6-3		FC6-4	4	0	1	0	1	0	1	Atlanta Braves @ Washington Nationals Robert F. Kennedy Memorial Stadium, Washington, DC Sun Apr 23 2006, 8:05 PM EDT Att: 21,569 - Clear - 64 F livebaseballscorecards.com								
Jose Vidro, S OBP: 0.413, SLG: 0.559 Brendan Harris, R OBP: 0.286, SLG: 0.167	G4-6-3		F8		BB		L3		BB	4	0	1	0	1	0	1									
24 Nick Johnson, L OBP: 0.500, SLG: 0.692			K		K				BB	5	1	2	0	0	2	4									
Jose Guillen, R OBP: 0.373, SLG: 0.451					G6-3				K	3	0	1	1	1	1	1									
11 Ryan Zimmerman, R OBP: 0.325, SLG: 0.333					BB				BB	4	0	1	0	0	2	5									
Ryan Church, L OBP: 0.412, SLG: 0.862			K		BB		F7		BB	4	0	2	0	0	1	0									
Royce Clayton, R OBP: 0.254, SLG: 0.290 Daryle Ward, L OBP: 0.429, SLG: 1.000 Joey Eischen, L					BB				G4-3	2	0	2	0	1	0	0									
Brian Schneider, L OBP: 0.303, SLG: 0.211					G6-4-3				BB	1	0	0	0	0	0	0									
Tony Amas, R Mike Stanton, L Felix Rodriguez, R Marlon Anderson, L Gary Majewski, R Damian Jackson, R					G6-3				BB	2	0	0	0	0	0	0									
Inning Stats	R: 1 E: 0 K: 1 S: 14	H: 2 LOB: 1 BB: 1 P: 21	R: 0 E: 0 K: 1 S: 10	H: 1 LOB: 1 BB: 1 P: 18	R: 0 E: 0 K: 0 S: 7	H: 0 LOB: 0 BB: 0 P: 7	R: 0 E: 0 K: 0 S: 4	H: 2 LOB: 2 BB: 1 P: 12	R: 0 E: 0 K: 2 S: 12	H: 1 LOB: 3 BB: 2 P: 25	R: 0 E: 0 K: 0 S: 9	H: 1 LOB: 0 BB: 0 P: 14	R: 0 E: 0 K: 0 S: 8	H: 0 LOB: 0 BB: 0 P: 11	R: 0 E: 0 K: 1 S: 14	H: 2 LOB: 2 BB: 0 P: 25		R: 0 E: 0 K: 0 S: 12	H: 2 LOB: 2 BB: 0 P: 20	1B: 8 2B: 3 3B: 0 HR: 0	SF: 0 SAC: 0 DP: 2 HBP: 0	WP: 0 PB: 0 SB: 0 CS: 2	PA: 39		
PITCHER	IP	WLS	BF	H	R	ER	SO	BB	IBB	HBP	BLK	WP	HR	S	P	ERA	WHIP								
John Thomson, R ERA: 1.31	6.0		26	7	1	1	5	3	2	0	0	0	0	56	97	1.50	1.667								
40 Lance Cormier, R ERA: 2.25	1.0	W	3	0	0	0	0	0	0	0	0	0	0	8	11	0.00	0.000								
Chris Reitsma, R ERA: 4.91	1.2	H	9	4	0	0	1	0	0	0	0	0	0	22	39	0.00	2.400								
Mike Remlinger, L ERA: 4.76	0.1	S	1	0	0	0	0	0	0	0	0	0	0	4	6	0.00	0.000								



Batter	1	2	3	4	5	6	7	8	9	AB R H RBI BB SO LOB	TOP									
6 Ryan Freel, R OBP: 0.467, SLG: 0.386	3-2 2B E 1B	4-1 1B BB		2-1 F9			1-1 F9			3 1 1 0 1 0 2	<p>Cincinnati Reds @ Washington Nationals Robert F. Kennedy Memorial Stadium, Washington, DC</p> <p>Mon Apr 24 2006, 7:05 PM EDT Att: 19,263 - Clear - 71 F</p> <p>livebaseballscorecards.com</p>									
Felipe Lopez, S OBP: 0.567, SLG: 0.463	1-1 SAFE E9 G3 1-H 2B	3-1 1-3 G4-6-3 1B			1-3 K		2-2 F7			4 1 2 1 0 1 1										
Adam Dunn, L OBP: 0.416, SLG: 0.621	1-2 G3	3-H G4-6-3			2-1 F8			1-3 K		4 0 0 1 0 1 2										
Austin Kearns, R OBP: 0.369, SLG: 0.592	3-1 12 2B 1B		3-3 K		3-3 K		2-1 F9			4 1 1 0 0 2 0										
Scott Hatteberg, L OBP: 0.431, SLG: 0.435	2-2 P5		2-1 P3		1-1 F7		0-0 G3			4 0 0 0 0 0 1										
12 Edwin Encarnación, R OBP: 0.362, SLG: 0.531 25 David Weathers, R	3-2 1-H 2B		1-0 G5-3		3-2 L4			2-2 F8		4 0 1 1 0 0 0 0 0 0 0 0 0 0										
4 Brandon Phillips, R OBP: 0.362, SLG: 0.660	1-0 G3-1			2-0 F7		1-1 G6-3		1-2 F8 S 1B		4 0 1 0 0 0 1										
Javier Valentin, S OBP: 0.292, SLG: 0.391		0-1 1B 3B		0-0 54 FC1-6 1B			1-2 F9	0-2 SAFE SAFE F8		4 1 2 0 0 0 1										
54 Elizardo Ramirez, S OBP: 0.333, SLG: 0.333 37 Brian Shacketford, L 56 Todd Coffey, R Rich Aurilia, R OBP: 0.317, SLG: 0.474		0-1 G3		1-0 FC1-6			3-2 1B	3-2 F9		3 0 1 0 0 0 2 0 0 0 0 0 0 0 0 0 0 0 0 0 0 1 0 0 0 0 0 1										
Inning Stats	R: 3 E: 1 K: 0 S: 19	H: 4 LOB: 1 BB: 0 P: 33	R: 1 E: 0 K: 0 S: 8	H: 2 LOB: 1 BB: 1 P: 17	R: 0 E: 0 K: 1 S: 6	H: 0 LOB: 0 BB: 0 P: 12	R: 0 E: 0 K: 0 S: 5	H: 1 LOB: 1 BB: 0 P: 10	R: 0 E: 0 K: 0 S: 9	H: 0 LOB: 0 BB: 0 P: 15		R: 0 E: 0 K: 0 S: 11	H: 1 LOB: 1 BB: 0 P: 18	R: 0 E: 0 K: 1 S: 7	H: 0 LOB: 0 BB: 0 P: 10	R: 0 E: 0 K: 0 S: 15	H: 1 LOB: 1 BB: 0 P: 21	1B: 6 2B: 2 3B: 1 HR: 0	SF: 0 SAC: 0 DP: 1 HBP: 0	WP: 0 PB: 0 CS: 1
PITCHER	IP WLS BF H R ER SO BB IBB HBP BLK WP HR S P ERA WHIP																			
Livan Hernandez, R ERA: 6.68	(1, 1) 7.0 L 29 8 4 4 3 1 0 0 0 0 0 0 66 118 5.14 1.286																			
Joey Eischen, L ERA: 12.86	(8, 1) 1.0 3 0 0 0 1 0 0 0 0 0 0 7 10 0.00 0.000																			
Jon Rauch, R ERA: 1.46	(9, 1) 1.0 4 1 0 0 0 0 0 0 0 0 0 15 21 0.00 1.000																			

Batter	1	2	3	4	5	6	7	8	9	AB R H RBI BB SO LOB	BOTTOM											
Alfonso Soriano, R OBP: 0.384, SLG: 0.625	1-0 24 1B 1B		1-0 F8			1-1 G5-3		1-1 FC5-4 24 HBP 1B		4 1 2 0 0 0 0	<p>Cincinnati Reds @ Washington Nationals Robert F. Kennedy Memorial Stadium, Washington, DC</p> <p>Mon Apr 24 2006, 7:05 PM EDT Att: 19,263 - Clear - 71 F</p> <p>livebaseballscorecards.com</p>											
Jose Vidro, S OBP: 0.405, SLG: 0.542	1-1 F7		2-1 F7			1-1 24 BB 1B		0-1 F7		4 1 1 0 0 0 2												
24 Nick Johnson, L OBP: 0.512, SLG: 0.687	1-2 2-H 1B			2-2 G6-3		4-2 11 FC5 1B BB		1-2 FC5-4 HBP		2 0 1 1 1 0 0												
Jose Guillen, R OBP: 0.365, SLG: 0.436	1-3 K		0-1 G5-3			1-0 11 E 2-H 1B		1-0 FC5-4		4 0 1 1 0 1 3												
11 Ryan Zimmerman, R OBP: 0.310, SLG: 0.315	2-2 SAFE P2		0-2 G6-3			0-0 FC5		0-1 F9		4 0 0 0 0 0 5												
Ryan Church, L OBP: 0.395, SLG: 0.781		2-1 F7			0-1 G1-3		0-0 P5		4-0 G6-3 BB	3 0 0 0 1 0 2												
Royce Clayton, R OBP: 0.292, SLG: 0.303		0-0 F9			1-1 2B			1-3 K		4 0 1 0 0 2 1												
Brian Schneider, L OBP: 0.286, SLG: 0.197		1-0 G1-3			1-2 L4		2-3 K		2-0 G6-3	4 0 0 0 0 1 2												
Livan Hernandez, R OBP: 0.333, SLG: 0.750 Marlon Anderson, L OBP: 0.250, SLG: 0.116 Joey Eischen, L Jon Rauch, R Danyle Ward, L OBP: 0.400, SLG: 0.923			0-3 K		0-1 G3		3-2 F8		2-2 F8	2 0 0 0 0 1 1 1 0 1 0 0 0 0 0 1												
Inning Stats	R: 1 E: 0 K: 1 S: 13	H: 2 LOB: 0 BB: 0 P: 19	R: 0 E: 0 K: 0 S: 4	H: 0 LOB: 0 BB: 0 P: 7	R: 0 E: 0 K: 1 S: 6	H: 0 LOB: 0 BB: 0 P: 9	R: 0 E: 0 K: 0 S: 8	H: 0 LOB: 0 BB: 0 P: 10	R: 0 E: 0 K: 0 S: 10	H: 1 LOB: 1 BB: 0 P: 12		R: 1 E: 1 K: 0 S: 10	H: 2 LOB: 2 BB: 1 P: 17	R: 0 E: 0 K: 2 S: 10	H: 0 LOB: 0 BB: 0 P: 17	R: 0 E: 0 K: 0 S: 9	H: 1 LOB: 2 BB: 0 P: 12	R: 0 E: 0 K: 1 S: 7	H: 0 LOB: 1 BB: 1 P: 16	1B: 5 2B: 1 3B: 0 HR: 0	SF: 0 SAC: 0 DP: 0 HBP: 1	WP: 0 PB: 0 CS: 0
PITCHER	IP WLS BF H R ER SO BB IBB HBP BLK WP HR S P ERA WHIP																					
54 Elizardo Ramirez, R ERA: 2.57	(1, 1) 7.0 W 28 6 2 0 0 0 1 0 0 0 0 0 63 94 2.57 1.000																					
37 Brian Shacketford, L ERA: 0.9	(8, 1) 0.1 H 2 0 0 0 0 0 0 0 1 0 0 0 4 5 0.00 0.000																					
56 Todd Coffey, R ERA: 0.9	(8, 1) 0.2 H 2 0 0 0 0 0 0 0 0 0 0 3 4 0.00 0.000																					
25 David Weathers, R ERA: 3.12	(9, 1) 1.0 S 4 0 0 0 1 1 0 0 0 0 0 0 7 16 0.00 1.000																					

Batter	1	2	3	4	5	6	7	8	9	AB	R	H	RBI	BB	SO	LOB	TOP					
6 Ryan Freel, R OBP: 0.438, SLG: 0.355	1-2 L8	1-0 F9		1-2 G5-3		2-1 L3			0-1 B1-3	5	0	0	0	0	0	1						
Felipe Lopez, S OBP: 0.588, SLG: 0.459	1-2 S BB	3-2 1B			0-1 G6-3		2-1 P3		1-0 F7	5	1	2	0	0	0	0						
Rich Aurilia, R OBP: 0.328, SLG: 0.492	1-2 BB S	2-0 F7			1-2 G6-3		3-2 F8			4	2	2	0	0	0	2						
Adam Dunn, L OBP: 0.419, SLG: 0.603	3-1 BB	3-2 G6-3			4-2 G6-3		1-3 K			2	2	0	0	1	1	2						
Austin Kearns, R OBP: 0.364, SLG: 0.570	4-2 12 1B		1-2 G5-3		2-0 G6-3			0-1 G6-3		3	1	0	1	1	0	2						
12 Edwin Encarnación, R OBP: 0.388, SLG: 0.544 Kent Mercker, L	2-1 S		2-2 G6-3		0-0 G6-3			3-2 P4		4	0	2	4	0	0	0						
25 David Weathers, R	1-3 2-H 3-H				2-H 3-H					0	0	0	0	0	0	0						
4 Brandon Phillips, R OBP: 0.353, SLG: 0.640	2-2 SF9				1-0 G6-3			0-1 WP		3	0	1	1	0	1	1						
Jason LaRue, R OBP: 0.294, SLG: 0.214	1-1 L6				1-3 K			1-3 K		4	0	0	0	0	2	2						
Dave Williams, L					1-1 G3			0-3 K		2	0	0	0	1	1	0						
56 Todd Coffey, R									2-2 P2	0	0	0	0	0	0	0						
Scott Hatteberg, L OBP: 0.424, SLG: 0.426										1	0	0	0	0	0	0						
Inning Stats	R: 4 E: 0 K: 0 S: 24	H: 3 LOB: 1 BB: 1 P: 38	R: 0 E: 0 K: 0 S: 12	H: 1 LOB: 2 BB: 1 P: 25	R: 0 E: 0 K: 1 S: 9	H: 0 LOB: 0 BB: 0 P: 14	R: 0 E: 0 K: 1 S: 8	H: 0 LOB: 0 BB: 0 P: 11	R: 2 E: 0 K: 0 S: 11	H: 2 LOB: 1 BB: 1 P: 19	R: 0 E: 0 K: 1 S: 6	H: 0 LOB: 0 BB: 0 P: 8	R: 0 E: 0 K: 1 S: 8	H: 0 LOB: 0 BB: 0 P: 14	R: 0 E: 0 K: 1 S: 13	H: 1 LOB: 1 BB: 0 P: 17	R: 0 E: 0 K: 0 S: 8	H: 0 LOB: 0 BB: 0 P: 11	1B: 5 2B: 2 3B: 0 HR: 0	SF: 1 SAC: 0 DP: 0 HBP: 1	WP: 1 PB: 0 CS: 2	PA: 38
PITCHER	IP WLS BF H R ER SO BB IBB HBP BLK WP HR S P ERA WHIP																					
40 Billy Traber, L ERA: 9.0	1.1 L 11 4 4 4 0 2 0 0 0 0 0 0 0 0 0 0 27.00 4.500																					
Gary Majewski, R ERA: 3.52	2.1 5 0 0 0 1 0 0 0 0 0 0 0 14 24 0.00 0.000																					
Joey Eischen, L ERA: 11.25	4.1 3 0 0 0 1 0 0 0 0 0 0 8 11 0.00 0.000																					
Felix Rodriguez, R ERA: 5.25	2.0 9 2 2 2 1 0 1 0 0 0 0 17 27 9.00 1.000																					
Mike Stanton, L ERA: 2.69	7.1 7 1 0 0 2 0 0 0 0 1 0 21 31 0.00 0.500																					
PITCHER	IP WLS BF H R ER SO BB IBB HBP BLK WP HR S P ERA WHIP																					
32 Chad Cordero, R ERA: 3.0	1.0 3 0 0 0 0 0 0 0 0 0 0 3 11 0.00 0.000																					

Cincinnati Reds @ Washington Nationals
Robert F. Kennedy Memorial Stadium, Washington, DC
Tue Apr 25 2006, 7:05 PM EDT
Att: 21,642 - Partly Cloudy - 75 F

AB	33
R	6
H	7
RBI	6
BB	3
SO	5
LOB	10



Batter	1	2	3	4	5	6	7	8	9	AB	R	H	RBI	BB	SO	LOB	BOTTOM					
Alfonso Soriano, R OBP: 0.374, SLG: 0.635	0-0 F7		1-2 L6		0-0 HR	1-3 K			1-0 F9	5	1	1	1	0	1	2						
Royce Clayton, R OBP: 0.285, SLG: 0.300 Marlon Anderson, L OBP: 0.238, SLG: 0.111	0-1 L6		2-2 F8		1-2 1B			1-0 E6	3-2 P5	4	1	1	0	0	0	0						
Jose Vidro, S OBP: 0.417, SLG: 0.545	1-2 1B		1-0 1B		0-1 L7			1-0 BB	2-0 G4-3	5	0	3	1	0	0	1						
Jose Guillen, R OBP: 0.358, SLG: 0.414	3-2 P5		1-2 F8		1-0 P4			4-2 11 G6-4-3		3	0	0	0	1	0	3						
24 Nick Johnson, L OBP: 0.511, SLG: 0.676		0-2 11 HR		2-1 P5		0-1 11 1B		1-1 L7		4	2	2	0	0	0	2						
11 Ryan Zimmerman, R OBP: 0.330, SLG: 0.365		1-2 HR		4-1 S		0-0 G4-6-3		0-1 G6-4-3		3	1	2	2	1	0	2						
Matthew LeCroy, R OBP: 0.389, SLG: 0.333		1-1 G6-4-3		1-2 F8		2-2 G4-6-3		0-1 G1-2-3		4	0	1	0	0	0	3						
Marlon Byrd, R OBP: 0.378, SLG: 0.324 Ryan Church, L OBP: 0.400, SLG: 0.758		1-1 G6-4-3		3-2 G6-3		4-0 1B		1-0 F8		2	0	0	0	0	0	2						
40 Billy Traber, L OBP: 0.333, SLG: 0.333 Gary Majewski, R Joey Eischen, L Felix Rodriguez, R Daryle Ward, L Mike Stanton, L Brendan Harris, R 32 Chad Cordero, R	0-1 G5-3				0-0 G1-3		2-2 1B	1-1 P3		0	0	0	0	0	0	0						
Inning Stats	R: 0 E: 0 K: 0 S: 12	H: 1 LOB: 0 BB: 0 P: 16	R: 2 E: 0 K: 0 S: 14	H: 3 LOB: 0 BB: 0 P: 17	R: 0 E: 0 K: 0 S: 11	H: 1 LOB: 1 BB: 0 P: 16	R: 0 E: 0 K: 0 S: 12	H: 0 LOB: 1 BB: 1 P: 22	R: 1 E: 0 K: 0 S: 8	H: 2 LOB: 1 BB: 0 P: 10	R: 1 E: 0 K: 1 S: 12	H: 3 LOB: 2 BB: 1 P: 21	R: 1 E: 1 K: 0 S: 8	H: 1 LOB: 1 BB: 1 P: 15	R: 0 E: 0 K: 0 S: 5	H: 0 LOB: 0 BB: 0 P: 7	R: 0 E: 0 K: 0 S: 6	H: 0 LOB: 0 BB: 0 P: 12	1B: 9 2B: 0 3B: 0 HR: 2	SF: 0 SAC: 0 DP: 3 HBP: 0	WP: 0 PB: 0 CS: 0	PA: 39
PITCHER	IP WLS BF H R ER SO BB IBB HBP BLK WP HR S P ERA WHIP																					
Dave Williams, L ERA: 9.53	5.0 W 24 9 4 4 0 1 2 0 0 0 0 0 0 17 33 0.00 2.000																					
56 Todd Coffey, R ERA: 0.75	2.0 H 9 2 1 0 1 2 0 0 0 0 0 0 5 7 0.00 0.000																					
Kent Mercker, L ERA: 3.38	1.0 H 3 0 0 0 0 0 0 0 0 0 0 0 5 7 0.00 0.000																					
25 David Weathers, R ERA: 2.79	1.0 S 3 0 0 0 0 0 0 0 0 0 0 0 6 12 0.00 0.000																					

Cincinnati Reds @ Washington Nationals
Robert F. Kennedy Memorial Stadium, Washington, DC
Tue Apr 25 2006, 7:05 PM EDT
Att: 21,642 - Partly Cloudy - 75 F

AB	36
R	5
H	11
RBI	5
BB	3
SO	1
LOB	15



Batter	1	2	3	4	5	6	7	8	9	AB	R	H	RBI	BB	SO	LOB	TOP
Alfonso Soriano, R (1, 7) OBP: 0.364, SLG: 0.602	1-0 CS 1B			1-1 G3-6-3 1B		0-2 K		1-1 G6-3		4	0	2	0	0	1	1	Washington Nationals @ St. Louis Cardinals Busch Stadium, St. Louis, MO Thu Apr 27 2006, 7:10 PM CDT Att: 39,515 - Clear - 70 F
Jose Vidro, S (1, 4) OBP: 0.393, SLG: 0.512	2-2 L7			2-0 G3-6-3 1-2		1-0 G4-3		1-1 G4-3		4	0	0	0	0	3		
24 Nick Johnson, L (1, 3) OBP: 0.490, SLG: 0.641	2-2 F7			2-3 K			3-2 2B	2-3 K		4	1	1	0	0	2		
Jose Guillen, R (1, 9) OBP: 0.333, SLG: 0.381		1-0 F8			0-0 F8		1-1 F7		1-2 G6-3	4	0	0	0	0	1		
Ryan Church, L (1, 8) OBP: 0.383, SLG: 0.692		0-3 K			2-0 2B		1-1 F8		0-1 G4-3	4	0	1	0	0	1		
11 Ryan Zimmerman, R (1, 5) OBP: 0.326, SLG: 0.354			1-1 G5-3		1-2 P5		4-1 2B		1-0 F8	3	1	0	0	1	0		
Brian Schneider, L (1, 2) OBP: 0.276, SLG: 0.209				0-1 G4-3		1-1 G5-3		2-0 1B 2B		3	0	1	2	0	1		
Royce Clayton, R (1, 6) OBP: 0.293, SLG: 0.293				0-1 G6-3			4-2 BB	2-2 FC5-4 1B		2	0	1	0	1	0		
48 Michael O'Connor, L (1, 1) Marlon Anderson, L (6, PH) 57 Jason Bergmann, R (6, 1) Marlon Byrd, R (7, PH) Gary Majewski, R (7, 1) Felix Rodriguez, R (8, 1) Joey Eischen, L (8, 1)			2-1 G6-3			0-3 K	1-1 FC5-4			1	0	0	0	0	0		
Inning Stats	R: 0 E: 0 K: 0 S: 8	H: 1 LOB: 0 BB: 0 P: 13	R: 0 E: 0 K: 1 S: 6	H: 0 LOB: 0 BB: 0 P: 8	R: 0 E: 0 K: 1 S: 6	H: 1 LOB: 0 BB: 0 P: 11	R: 0 E: 0 K: 2 S: 9	H: 0 LOB: 1 BB: 1 P: 14	R: 2 E: 0 K: 0 S: 15	H: 3 LOB: 2 BB: 1 P: 29	R: 0 E: 0 K: 1 S: 10	H: 0 LOB: 0 BB: 0 P: 14	R: 0 E: 0 K: 0 S: 6	H: 0 LOB: 0 BB: 0 P: 8	1B: 3 2B: 3 3B: 0 HR: 0	SF: 0 SAC: 0 DP: 1 HBP: 0	
PITCHER	IP WLS BF H R ER SO BB IBB HBP BLK WP HR S P ERA WHIP	6.2 W 25 5 2 2 4 2 0 0 0 0 0 0 52 86 2.70 1.050	1.1 H 5 1 0 0 1 0 0 0 0 0 0 0 16 23 0.00 0.750	1.0 3 0 0 0 0 0 0 0 0 0 0 0 0 6 8 0.00 0.000	PITCHER												

Batter	1	2	3	4	5	6	7	8	9	AB	R	H	RBI	BB	SO	LOB	BOTTOM	
22 David Eckstein, R (1, 6) OBP: 0.406, SLG: 0.420	4-1 43 HR 15 HR BB	2-2 5 FC6-4 1B		3-1 P4		2-1 F8		1-0 43 FC9-2 5 BB HBP		3	1	1	0	1	0	3	Washington Nationals @ St. Louis Cardinals Busch Stadium, St. Louis, MO Thu Apr 27 2006, 7:10 PM CDT Att: 39,515 - Clear - 70 F	
7 Hector Luna, R (1, 4) OBP: 0.426, SLG: 0.525 Aaron Miles, S (8, PH) (9, 4)	1-1 F9	0-1 F7		1-0 G6-3			4-0 43 FC1-5 5 BB BB	0-1 SF8		3	0	0	0	1	0	4		
5 Albert Pujols, R (1, 3) OBP: 0.495, SLG: 0.890	1-2 F8	1-2 FC6-4			2-0 F8		4-2 43 FC1-5 26 2B BB	3-H 4-0 43 FC9-2 BB		3	1	0	0	2	0	3		
43 Juan Encarnacion, R (1, 9) OBP: 0.235, SLG: 0.296	0-2 E5 15 HR		3-2 F7		3-3 K		1-1 FC1-5 26 2B BB	0-1 FC9-2		5	2	0	0	0	1	6		
15 Jim Edmonds, L (1, 8) OBP: 0.293, SLG: 0.446	2-1 1-H 2-H HR		1-3 K		1-2 G5-3		3-2 P5	2-0 F8		5	1	1	3	0	1	5		
26 Scott Spiezo, S (1, 5) OBP: 0.333, SLG: 0.630	0-1 3B		4-2 4 FC6-4 BB			0-0 G3	1-1 1-H 2-H 2B			3	0	2	2	1	0	0		
4 Yadier Molina, R (1, 2) OBP: 0.176, SLG: 0.208	0-0 P6		3-1 4 FC6-4 1-2			1-3 K	2-0 K			4	0	0	0	0	2	3		
So Taguchi, R (1, 7) OBP: 0.339, SLG: 0.351		1-0 F8		4-2 SH2-4 BB		1-0 1B		3-2 53 2B 5B SF8 2B		3	1	2	0	1	0	0		
Sidney Ponson, R (1, 1) OBP: 0.500, SLG: 0.250 48 Brad Thompson, R (7, 1) 53 John Rodriguez, L (6, PH) Josh Hancock, R (9, 1)		4-0 22 1B BB		1-0 SH2-4		1-1 1B		1-2 5 BB 43 FC9-2 2B		1	0	1	0	1	0	0		
Inning Stats	R: 3 E: 1 K: 0 S: 15	H: 2 LOB: 1 BB: 1 P: 23	R: 0 E: 0 K: 0 S: 9	H: 1 LOB: 2 BB: 1 P: 17	R: 0 E: 0 K: 1 S: 12	H: 0 LOB: 1 BB: 1 P: 23	R: 0 E: 0 K: 0 S: 7	H: 0 LOB: 0 BB: 1 P: 16	R: 0 E: 0 K: 1 S: 9	H: 2 LOB: 2 BB: 0 P: 14	R: 2 E: 0 K: 1 S: 12	H: 1 LOB: 1 BB: 2 P: 26	R: 1 E: 0 K: 0 S: 15	H: 2 LOB: 3 BB: 1 P: 26	1B: 3 2B: 3 3B: 1 HR: 1	SF: 1 SAC: 1 DP: 0 HBP: 1		WP: 0 PA: 41 PB: 0 SB: 0 CS: 0
PITCHER	IP WLS BF H R ER SO BB IBB HBP BLK WP HR S P ERA WHIP	5.0 L 23 3 3 0 2 4 0 0 0 0 0 0 9 14 0.00 2.000	1.0 8 3 3 3 1 2 0 0 0 0 0 0 0 22 40 27.00 5.000	0.2 4 0 0 0 0 1 0 0 1 0 0 0 0 4 9 0.00 1.500	0.1 1 0 0 0 0 0 0 0 0 0 0 0 0 1 3 0.00 0.000	PITCHER												

Batter	1	2	3	4	5	6	7	8	9	AB	R	H	RBI	BB	SO	LOB	TOP					
Alfonso Soriano, R (1.7) OBP: 0.375, SLG: 0.594	P4	24 1B HBP BB	2-H 3-H 1B			G6-3 BB		K		3	0	1	2	2	1	1	Washington Nationals @ St. Louis Cardinals Busch Stadium, St. Louis, MO Fri Apr 28 2006, 7:10 PM CDT Att: 40,841 - Cloudy - 69 F					
Jose Vidro, S (1.4) OBP: 0.394, SLG: 0.500	24 HR 1B	24 1B HBP	F7			G6-3		L9		4	1	1	0	0	0	3						
24 Nick Johnson, L (1.3) OBP: 0.485, SLG: 0.663	HR					G3-1		G4-3		5	1	2	3	0	0	1						
Jose Guillen, R (1.9) OBP: 0.312, SLG: 0.353	G4-3	F9				G6-3		G5-3		5	0	0	0	0	0	3						
Ryan Church, L (1.8) OBP: 0.380, SLG: 0.659	11 HR BB	K				G3-1		11 G5-3 1B		2	1	0	0	1	1	3						
Marlon Byrd, R (6.8) OBP: 0.388, SLG: 0.324								P6		2	1	1	0	0	0	0						
11 Ryan Zimmerman, R (1.5) OBP: 0.383, SLG: 0.391	HR							G5-3		5	2	2	2	0	1	1						
Brian Schneider, L (1.2) OBP: 0.275, SLG: 0.211	K							G5-3		4	0	1	1	0	1	1						
Royce Clayton, R (1.6) OBP: 0.314, SLG: 0.333		SH3-4 24 1B 2B	SH1-3 1B BB					G1-3		3	2	2	0	1	0	1						
Tony Armas, R (1.1)		SH3-4	SH1-3					G1-3		1	0	0	0	0	0	1						
Mike Stanton, L (7.1)								E5 PB		0	0	0	0	0	0	0						
Damian Jackson, R (6. PH) OBP: 0.235, SLG: 0.313										1	0	0	0	0	0	0						
Felix Rodriguez, R (8.1)										0	0	0	0	0	0	0						
32 Chad Cordero, R (9.1)										0	0	0	0	0	0	0						
Inning Stats	R: 4 E: 0 K: 1 S: 21	H: 3 LOB: 0 BB: 1 P: 33	R: 1 E: 0 K: 1 S: 12	H: 2 LOB: 3 BB: 1 P: 23	R: 2 E: 0 K: 0 S: 10	H: 2 LOB: 1 BB: 1 P: 18	R: 0 E: 0 K: 0 S: 4	H: 0 LOB: 0 BB: 0 P: 5	R: 0 E: 0 K: 1 S: 7	H: 1 LOB: 1 BB: 0 P: 10	R: 0 E: 0 K: 0 S: 5	H: 0 LOB: 0 BB: 1 P: 11	R: 1 E: 0 K: 0 S: 11	H: 2 LOB: 1 BB: 0 P: 18	R: 0 E: 1 K: 1 S: 13	H: 0 LOB: 0 BB: 0 P: 19	R: 0 E: 0 K: 0 S: 5	H: 0 LOB: 0 BB: 0 P: 8	1B: 6 2B: 2 3B: 0 HR: 2	SF: 0 SAC: 2 DP: 1 HBP: 1	WP: 0 PB: 1 SB: 0 CS: 0	PA: 42
PITCHER	IP WLS BF H R ER SO BB IBB HBP BLK WP HR S P ERA WHIP																					
Jason Marquis, R (1.1) ERA: 5.04	5.0 L 28 8 7 7 3 4 0 1 0 0 2 55 94 12.60 2.400																					
Josh Hancock, L (6.1) ERA: 3.07	2.0 7 2 1 1 0 0 0 0 0 0 0 15 24 4.50 1.000																					
34 Randy Flores, L (8.1) ERA: 2.84	1.0 4 0 0 0 1 0 0 0 0 0 0 0 13 19 0.00 0.000																					
48 Brad Thompson, R (9.1) ERA: 0.87	1.0 3 0 0 0 0 0 0 0 0 0 0 5 8 0.00 0.000																					

Batter	1	2	3	4	5	6	7	8	9	AB	R	H	RBI	BB	SO	LOB	BOTTOM					
22 David Eckstein, R (1.6) OBP: 0.410, SLG: 0.418	5 F9 G4-3 HBP	K				G4-3 5 1B		K		3	1	1	0	0	2	1	Washington Nationals @ St. Louis Cardinals Busch Stadium, St. Louis, MO Fri Apr 28 2006, 7:10 PM CDT Att: 40,841 - Cloudy - 69 F					
34 Randy Flores, L (8.1)										0	0	0	0	0	0	0						
48 Brad Thompson, R (9.1)										0	0	0	0	0	0	0						
Aaron Miles, S (1.4) OBP: 0.393, SLG: 0.400	G4-3					G4-3		F8		4	0	0	0	0	2							
5 Albert Pujols, R (1.3) OBP: 0.495, SLG: 0.909	F9					G4-3		HR		4	1	2	2	0	0	1						
15 Jim Edmonds, L (1.8) OBP: 0.304, SLG: 0.433								K		2	0	0	0	2	2	1						
26 Scott Spiezio, S (1.5) OBP: 0.324, SLG: 0.567	K									3	0	0	0	1	2	3						
53 John Rodriguez, L (1.7) OBP: 0.433, SLG: 0.520										3	1	1	0	1	1	1						
4 Yadier Molina, R (1.2) OBP: 0.167, SLG: 0.197										4	0	0	0	0	2							
55 Skip Schumaker, L (1.9) OBP: 0.256, SLG: 0.282										4	0	1	1	0	0	0						
Jason Marquis, L (1.1) OBP: 0.143, SLG: 0.214										2	0	0	0	0	0	1						
Josh Hancock, R (6.1) ERA: 1.8										0	0	0	0	0	0	0						
John Gall, R (7. PH)										1	0	0	0	0	0	0						
7 Hector Luna, R (8.6) OBP: 0.419, SLG: 0.512										1	0	0	0	1	1	0						
Inning Stats	R: 0 E: 0 K: 1 S: 15	H: 0 LOB: 2 BB: 1 P: 26	R: 1 E: 0 K: 1 S: 13	H: 1 LOB: 1 BB: 1 P: 20	R: 0 E: 0 K: 0 S: 9	H: 0 LOB: 1 BB: 1 P: 15	R: 0 E: 0 K: 1 S: 7	H: 0 LOB: 0 BB: 0 P: 11	R: 1 E: 0 K: 1 S: 15	H: 2 LOB: 1 BB: 0 P: 24	R: 0 E: 0 K: 1 S: 8	H: 1 LOB: 0 BB: 0 P: 13	R: 0 E: 0 K: 1 S: 7	H: 0 LOB: 0 BB: 0 P: 10	R: 1 E: 0 K: 1 S: 9	H: 1 LOB: 1 BB: 1 P: 19	R: 0 E: 0 K: 1 S: 8	H: 0 LOB: 0 BB: 0 P: 10	1B: 3 2B: 2 3B: 0 HR: 1	SF: 0 SAC: 0 DP: 1 HBP: 1	WP: 0 PB: 0 SB: 1 CS: 0	PA: 36
PITCHER	IP WLS BF H R ER SO BB IBB HBP BLK WP HR S P ERA WHIP																					
Tony Armas, R (1.1) ERA: 2.76	6.0 W 25 4 2 2 2 3 0 0 0 0 0 67 109 3.00 1.167																					
Mike Stanton, L (7.1) ERA: 1.8	1.0 3 0 0 0 1 0 0 0 0 0 0 7 10 0.00 0.000																					
Felix Rodriguez, R (8.1) ERA: 5.27	1.0 5 1 1 1 1 1 0 0 0 0 0 1 9 19 9.00 2.000																					
32 Chad Cordero, R (9.1) ERA: 2.7	1.0 3 0 0 0 1 0 0 0 0 0 0 8 10 0.00 0.000																					

AB	35
R	8
H	10
RBI	8
BB	4
SO	4
LOB	15



Batter	1	2	3	4	5	6	7	8	9	AB	R	H	RBI	BB	SO	LOB	TOP				
Alfonso Soriano, R (1, 7) OBP: 0.363, SLG: 0.558	F9	F9		K			K			4	0	0	0	0	2	4	Washington Nationals @ St. Louis Cardinals Busch Stadium, St. Louis, MO Sun Apr 30 2006, 1:15 PM CDT Att: 39,383 - Partly Cloudy - 63 F				
Jose Vidro, S (1, 4) OBP: 0.396, SLG: 0.484	BB		F9		K			G6-3		3	0	0	0	1	1	0					
24 Nick Johnson, L (1, 3) OBP: 0.455, SLG: 0.604	F9		G4-3		G4-3			BB		3	0	0	0	1	0	1					
Jose Guillen, R (1, 9) OBP: 0.306, SLG: 0.382	G5-3		G5-3		F8			P2		4	0	0	0	0	0	2					
11 Ryan Zimmerman, R (1, 5) OBP: 0.324, SLG: 0.411							K			4	2	1	0	2	1						
Marlon Byrd, R (1, 8) OBP: 0.421, SLG: 0.364							G6-3			3	0	1	0	0	0	1					
Brian Schneider, L (1, 2) OBP: 0.284, SLG: 0.228							L6			4	0	2	1	0	0	1					
Royce Clayton, R (1, 6) OBP: 0.309, SLG: 0.318								G6-4-3		3	0	1	0	1	1	2					
Zach Day, R (1, 1) 57 Jason Bergmann, R (6, 1) Joey Eischen, L (6, 1) Marlon Anderson, L (7, PH) Felix Rodriguez, R (7, 1) Jon Rauch, R (8, 1) Danyle Ward, L (9, PH)							F8			2	0	0	0	0	0	4					
								F7		1	0	0	0	0	0	1					
Inning Stats	R: 0 E: 0 K: 0 S: 7	H: 0 LOB: 1 BB: 1 P: 14	R: 1 E: 0 K: 0 S: 14	H: 2 LOB: 2 BB: 1 P: 24	R: 0 E: 0 K: 0 S: 4	H: 0 LOB: 0 BB: 0 P: 8	R: 1 E: 0 K: 1 S: 14	H: 3 LOB: 2 BB: 0 P: 19	R: 0 E: 0 K: 1 S: 8	H: 0 LOB: 0 BB: 0 P: 12	R: 0 E: 0 K: 2 S: 7	H: 0 LOB: 0 BB: 0 P: 11	R: 0 E: 0 K: 1 S: 18	H: 0 LOB: 1 BB: 1 P: 26	R: 0 E: 0 K: 0 S: 8	H: 1 LOB: 1 BB: 0 P: 14	1B: 5 2B: 0 3B: 0 HR: 1	SF: 0 SAC: 0 DP: 1 HBP: 1	WP: 1 PB: 0 SB: 0 CS: 0	PA: 36	
PITCHER	IP	WLS	BF	H	R	ER	SO	BB	IBB	HBP	BLK	WP	HR	S	P	ERA	WHIP				
Jeff Suppan, R (1, 1) ERA: 5.19	6.0	W	25	5	2	2	3	2	0	0	0	1	1	54	88	3.00	1.167				
50 Adam Wainwright, R (7, 1) ERA: 0.77	2.0		7	0	0	0	3	1	0	0	0	0	0	25	35	0.00	0.500				
48 Brad Thompson, R (9, 1) ERA: 0.79	1.0		4	1	0	0	0	0	0	1	0	0	0	8	14	0.00	1.000				

Batter	1	2	3	4	5	6	7	8	9	AB	R	H	RBI	BB	SO	LOB	BOTTOM				
22 David Eckstein, R (1, 6) OBP: 0.398, SLG: 0.398	F7		G5-3			K		SH1-4		4	1	1	0	0	1	3	Washington Nationals @ St. Louis Cardinals Busch Stadium, St. Louis, MO Sun Apr 30 2006, 1:15 PM CDT Att: 39,383 - Partly Cloudy - 63 F				
53 John Rodriguez, L (1, 7) OBP: 0.455, SLG: 0.536								SF9		3	1	2	1	0	0	0					
So Taguchi, R (6, PH) OBP: 0.324, SLG: 0.339										1	0	1	3	0	0	0					
5 Albert Pujols, R (1, 3) OBP: 0.509, SLG: 0.914										1	1	0	0	4	0	1					
7 Hector Luna, R (9, 3) OBP: 0.391, SLG: 0.477										0	0	0	0	0	0	0					
15 Jim Edmonds, L (1, 8) OBP: 0.318, SLG: 0.427										5	0	2	3	0	1	4					
26 Scott Spiezio, S (1, 5) OBP: 0.372, SLG: 0.595										5	0	2	1	0	1	2					
43 Juan Encarnacion, R (1, 9) OBP: 0.245, SLG: 0.333										5	2	2	1	0	1	4					
Gary Bennett, R (1, 2) OBP: 0.278, SLG: 0.353										3	0	0	0	0	0	0					
Aaron Miles, S (1, 4) OBP: 0.415, SLG: 0.404										2	3	1	0	2	0	0					
Jeff Suppan, R (1, 1) ERA: 9.82	5.0	L	23	6	4	4	1	3	0	0	0	0	0	37	65	7.20	1.800				
57 Jason Bergmann, R (6, 1) ERA: 16.2	0.2		5	2	2	2	1	0	1	0	0	0	0	8	16	27.00	3.000				
Joey Eischen, L (6, 1) ERA: 10.38	0.1		3	1	0	0	1	0	1	0	0	0	0	6	11	0.00	3.000				
Felix Rodriguez, R (7, 1) ERA: 6.46	1.2		10	3	3	3	0	2	0	0	0	0	0	24	42	16.20	3.000				
Jon Rauch, R (8, 1) ERA: 1.84	0.1		1	0	0	0	1	0	0	0	0	0	0	3	5	0.00	0.000				
Inning Stats	R: 0 E: 0 K: 0 S: 8	H: 1 LOB: 0 BB: 0 P: 11	R: 1 E: 0 K: 0 S: 6	H: 1 LOB: 0 BB: 0 P: 11	R: 0 E: 0 K: 0 S: 6	H: 0 LOB: 0 BB: 0 P: 7	R: 0 E: 0 K: 0 S: 8	H: 1 LOB: 2 BB: 1 P: 15	R: 3 E: 0 K: 1 S: 9	H: 3 LOB: 2 BB: 2 P: 21	R: 2 E: 0 K: 2 S: 14	H: 3 LOB: 3 BB: 2 P: 27	R: 0 E: 0 K: 0 S: 6	H: 0 LOB: 0 BB: 0 P: 11	R: 3 E: 0 K: 1 S: 21	H: 3 LOB: 2 BB: 2 P: 36	1B: 10 2B: 1 3B: 0 HR: 1	SF: 1 SAC: 2 DP: 1 HBP: 0	WP: 1 PB: 0 SB: 0 CS: 0	PA: 42	
PITCHER	IP	WLS	BF	H	R	ER	SO	BB	IBB	HBP	BLK	WP	HR	S	P	ERA	WHIP				

AB	32
R	2
H	6
RBI	2
BB	3
SO	6
LOB	17



Batter	1	2	3	4	5	6	7	8	9	AB	R	H	RBI	BB	SO	LOB	TOP								
Marlon Byrd, R OBP: 0.426, SLG: 0.375	1-2 F8		2-1 G4-3 1B		2-2 1B			0-2 G4-3		4	0	2	0	0	0	0	Washington Nationals @ New York Mets Shea Stadium, Flushing, NY Mon May 01 2006, 7:10 PM EDT Att: 28,310 - Clear - 66 F								
Jose Vidro, S OBP: 0.393, SLG: 0.469	4-1 1B BB		1-2 G4-3		1-0 F8			1-1 G4-3		3	0	0	0	1	0	2									
Alfonso Soriano, R OBP: 0.359, SLG: 0.546	2-2 1B		3-3 K			1-2 L6		1-3 K		4	0	1	0	0	2	1									
24 Nick Johnson, L OBP: 0.447, SLG: 0.585	1-3 K			4-1 S 1B BB		0-1 F8		0-3 K		3	1	0	0	1	2	2									
Jose Guillen, R OBP: 0.292, SLG: 0.363	1-1 F8		3-3 K		0-0 G4-3			0-3 K		4	0	0	0	0	2	3									
Brian Schneider, L OBP: 0.283, SLG: 0.229		0-1 G6-3		0-1 1B			3-3 K		2-1 G1-3		4	0	1	1	0	1									
Royce Clayton, R OBP: 0.309, SLG: 0.310		2-0 G6-3		2-0 F9			4-0 BB			2	0	0	0	1	0	0									
Damian Jackson, R OBP: 0.250, SLG: 0.316		0-1 F8			2-2 CS 1B		1 SAFE F9			3	0	1	0	0	0	1									
Ramon Ortiz, R OBP: 0.222, SLG: 0.125			3-2 G5-3		2-2 K		1-0 G4-3			2	0	0	0	0	1	1									
Livan Hernandez, R (7, PH) OBP: 0.250, SLG: 0.563					1-2 K					1	0	0	0	0	0	1									
Jon Rauch, R ERA: 1.29										0	0	0	0	0	0	0									
Mike Stanton, L ERA: 1.64										0	0	0	0	0	0	0									
Gary Majewski, R ERA: 4.76										0	0	0	0	0	0	0									
Inning Stats	R: 0 E: 0 K: 1 S: 13	H: 1 LOB: 2 BB: 1 P: 22	R: 0 E: 0 K: 0 S: 5	H: 0 LOB: 0 BB: 0 P: 7	R: 0 E: 0 K: 1 S: 11	H: 1 LOB: 1 BB: 0 P: 20	R: 1 E: 0 K: 1 S: 7	H: 1 LOB: 0 BB: 1 P: 16	R: 0 E: 0 K: 0 S: 6	H: 2 LOB: 1 BB: 0 P: 18	R: 0 E: 0 K: 0 S: 8	H: 0 LOB: 0 BB: 0 P: 7	R: 0 E: 0 K: 1 S: 8	H: 0 LOB: 1 BB: 1 P: 18	R: 0 E: 0 K: 2 S: 8	H: 0 LOB: 0 BB: 0 P: 10	R: 0 E: 0 K: 2 S: 8	H: 0 LOB: 0 BB: 0 P: 10	1B: 5 2B: 0 3B: 0 HR: 0	SF: 0 SAC: 0 DP: 0 HBP: 0	WP: 0 PB: 0 CS: 1	PA: 33			
PITCHER	IP WLS BF H R ER SO BB IBB HBP BLK WP HR S P ERA WHIP	IP WLS BF H R ER SO BB IBB HBP BLK WP HR S P ERA WHIP	IP WLS BF H R ER SO BB IBB HBP BLK WP HR S P ERA WHIP	IP WLS BF H R ER SO BB IBB HBP BLK WP HR S P ERA WHIP	IP WLS BF H R ER SO BB IBB HBP BLK WP HR S P ERA WHIP	IP WLS BF H R ER SO BB IBB HBP BLK WP HR S P ERA WHIP	IP WLS BF H R ER SO BB IBB HBP BLK WP HR S P ERA WHIP	IP WLS BF H R ER SO BB IBB HBP BLK WP HR S P ERA WHIP	IP WLS BF H R ER SO BB IBB HBP BLK WP HR S P ERA WHIP	IP WLS BF H R ER SO BB IBB HBP BLK WP HR S P ERA WHIP	IP WLS BF H R ER SO BB IBB HBP BLK WP HR S P ERA WHIP	IP WLS BF H R ER SO BB IBB HBP BLK WP HR S P ERA WHIP	IP WLS BF H R ER SO BB IBB HBP BLK WP HR S P ERA WHIP	IP WLS BF H R ER SO BB IBB HBP BLK WP HR S P ERA WHIP	IP WLS BF H R ER SO BB IBB HBP BLK WP HR S P ERA WHIP	IP WLS BF H R ER SO BB IBB HBP BLK WP HR S P ERA WHIP	IP WLS BF H R ER SO BB IBB HBP BLK WP HR S P ERA WHIP	IP WLS BF H R ER SO BB IBB HBP BLK WP HR S P ERA WHIP	IP WLS BF H R ER SO BB IBB HBP BLK WP HR S P ERA WHIP	IP WLS BF H R ER SO BB IBB HBP BLK WP HR S P ERA WHIP	IP WLS BF H R ER SO BB IBB HBP BLK WP HR S P ERA WHIP	IP WLS BF H R ER SO BB IBB HBP BLK WP HR S P ERA WHIP	IP WLS BF H R ER SO BB IBB HBP BLK WP HR S P ERA WHIP	IP WLS BF H R ER SO BB IBB HBP BLK WP HR S P ERA WHIP	IP WLS BF H R ER SO BB IBB HBP BLK WP HR S P ERA WHIP

Washington Nationals @ New York Mets
Shea Stadium, Flushing, NY
Mon May 01 2006, 7:10 PM EDT
Att: 28,310 - Clear - 66 F

AB 30
R 1
H 5
RBI 1
BB 3
SO 8
LOB 11





Batter	1	2	3	4	5	6	7	8	9	AB	R	H	RBI	BB	SO	LOB	BOTTOM								
7 José Reyes, S OBP: 0.333, SLG: 0.390	2-2 G4-3		2-3 K		1-2 2B		0-2 G6-3		1 SAFE 0-2 16 E 1B	5	0	2	0	0	1	2	Washington Nationals @ New York Mets Shea Stadium, Flushing, NY Mon May 01 2006, 7:10 PM EDT Att: 28,310 - Clear - 66 F								
16 Paul Lo Duca, R OBP: 0.357, SLG: 0.416	1-1 F8		1-0 FC5-4		3-1 2B		1-1 F9		0-0 FC1	5	0	1	0	0	0	3									
15 Carlos Beltrán, S OBP: 0.410, SLG: 0.565	1-0 F9			4-1 1B BB		2-2 F8		2-1 F7		3	0	0	0	1	0	1									
21 Carlos Delgado, L OBP: 0.395, SLG: 0.639		2-3 K		2-2 L7		2-1 HR		3-2 HBP		3	1	1	1	0	1	1									
5 David Wright, R OBP: 0.364, SLG: 0.559	1-1 F9		1-1 F7		2-1 F7		0-0 F7		2-2 F7	4	0	0	0	0	0	2									
Cliff Floyd, L OBP: 0.264, SLG: 0.309	3-2 F9		1-2 BB		1-3 1B		0-0 F8		2-1 F9	4	0	1	0	0	0	1									
Xavier Nady, R OBP: 0.354, SLG: 0.591			1-0 PB 2B		4-0 BB		2-2 2B 1B		1-0 P4	3	0	2	0	1	0	1									
Kazuo Matsui, S OBP: 0.310, SLG: 0.415			0-2 F7		0-0 F9		1-1 2B		2-2 K	4	0	1	0	0	1	4									
Victor Zambrano, S ERA: 5.65			2-1 16 FC5-4 HBP		2-2 F8		1-1 F9		4-1 16 FC1 7 1B E BB	1	0	0	0	0	0	0									
22 Jose Valentin, S ERA: 1.79										1	0	0	0	0	0	2									
25 Pedro Feliciano, L ERA: 1.79										0	0	0	0	0	0	0									
50 Duane Sanchez, R ERA: 1.64										0	0	0	0	0	0	0									
13 Billy Wagner, L ERA: 1.64										0	0	0	0	0	0	0									
Julio Franco, R ERA: 1.64										0	0	0	0	0	0	0									
10 Endy Chavez, L ERA: 4.76										0	1	0	0	0	0	0									
Inning Stats	R: 0 E: 0 K: 0 S: 7	H: 0 LOB: 0 BB: 0 P: 11	R: 0 E: 0 K: 1 S: 8	H: 0 LOB: 0 BB: 0 P: 14	R: 0 E: 0 K: 1 S: 9	H: 1 LOB: 2 BB: 0 P: 15	R: 0 E: 0 K: 0 S: 11	H: 1 LOB: 3 BB: 2 P: 24	R: 0 E: 0 K: 0 S: 14	H: 2 LOB: 1 BB: 0 P: 22	R: 1 E: 0 K: 0 S: 11	H: 3 LOB: 2 BB: 0 P: 17	R: 0 E: 0 K: 0 S: 7	H: 0 LOB: 0 BB: 0 P: 10	R: 0 E: 0 K: 0 S: 8	H: 0 LOB: 1 BB: 0 P: 16	R: 1 E: 1 K: 1 S: 8	H: 1 LOB: 2 BB: 1 P: 14	1B: 3 2B: 4 3B: 0 HR: 1	SF: 0 SAC: 0 DP: 0 HBP: 2	WP: 0 PB: 1 CS: 0	PA: 38			
PITCHER	IP WLS BF H R ER SO BB IBB HBP BLK WP HR S P ERA WHIP	IP WLS BF H R ER SO BB IBB HBP BLK WP HR S P ERA WHIP	IP WLS BF H R ER SO BB IBB HBP BLK WP HR S P ERA WHIP	IP WLS BF H R ER SO BB IBB HBP BLK WP HR S P ERA WHIP	IP WLS BF H R ER SO BB IBB HBP BLK WP HR S P ERA WHIP	IP WLS BF H R ER SO BB IBB HBP BLK WP HR S P ERA WHIP	IP WLS BF H R ER SO BB IBB HBP BLK WP HR S P ERA WHIP	IP WLS BF H R ER SO BB IBB HBP BLK WP HR S P ERA WHIP	IP WLS BF H R ER SO BB IBB HBP BLK WP HR S P ERA WHIP	IP WLS BF H R ER SO BB IBB HBP BLK WP HR S P ERA WHIP	IP WLS BF H R ER SO BB IBB HBP BLK WP HR S P ERA WHIP	IP WLS BF H R ER SO BB IBB HBP BLK WP HR S P ERA WHIP	IP WLS BF H R ER SO BB IBB HBP BLK WP HR S P ERA WHIP	IP WLS BF H R ER SO BB IBB HBP BLK WP HR S P ERA WHIP	IP WLS BF H R ER SO BB IBB HBP BLK WP HR S P ERA WHIP	IP WLS BF H R ER SO BB IBB HBP BLK WP HR S P ERA WHIP	IP WLS BF H R ER SO BB IBB HBP BLK WP HR S P ERA WHIP	IP WLS BF H R ER SO BB IBB HBP BLK WP HR S P ERA WHIP	IP WLS BF H R ER SO BB IBB HBP BLK WP HR S P ERA WHIP	IP WLS BF H R ER SO BB IBB HBP BLK WP HR S P ERA WHIP	IP WLS BF H R ER SO BB IBB HBP BLK WP HR S P ERA WHIP	IP WLS BF H R ER SO BB IBB HBP BLK WP HR S P ERA WHIP	IP WLS BF H R ER SO BB IBB HBP BLK WP HR S P ERA WHIP	IP WLS BF H R ER SO BB IBB HBP BLK WP HR S P ERA WHIP	IP WLS BF H R ER SO BB IBB HBP BLK WP HR S P ERA WHIP

Washington Nationals @ New York Mets
Shea Stadium, Flushing, NY
Mon May 01 2006, 7:10 PM EDT
Att: 28,310 - Clear - 66 F

AB 33
R 2
H 8
RBI 1
BB 3
SO 3
LOB 17



Batter	1	2	3	4	5	6	7	8	9	AB	R	H	RBI	BB	SO	LOB	TOP					
Marlon Byrd, R (1.8) OBP: 0.446, SLG: 0.442	1-2 2B		1-1 HR		2-2 G5-3		3-2 HR			4	3	3	0	0	0	0	Washington Nationals @ New York Mets Shea Stadium, Flushing, NY Tue May 02 2006, 7:10 PM EDT Att: 34,046 - Cloudy - 56 F					
Marlon Anderson, L (1.4) OBP: 0.241, SLG: 0.160	3-2 F9		1-0 P6		2-2 F7		0-0 SAFE			3	0	1	1	0	0	1						
Damian Jackson, R (7.7) OBP: 0.286, SLG: 0.500	2-H 2B		2-2 HR		2-3 K		1-H HR			1	1	1	2	0	0	0						
Alfonso Soriano, R (1.7) OBP: 0.355, SLG: 0.563	0-1 F9		2-2 HR				3-2 G6-3			4	1	1	2	0	1	1						
24 Nick Johnson, L (1.3) OBP: 0.441, SLG: 0.571	1-3 K		2-1 L7			1-0 G6-3		1-2 G1-4-3		4	1	1	0	0	1	1						
11 Ryan Zimmerman, R (1.5) OBP: 0.313, SLG: 0.394	2-1 P3		2-2 G6-3			2-2 G4-3		1-3 K		4	0	0	0	0	1	2						
Danyle Ward, L (1.9) OBP: 0.435, SLG: 0.789		4-2 BB		1-0 G3-1		1-1 G6-3		2-3 K		1	0	1	0	1	0	0						
Jose Guillen, R (6.9) OBP: 0.286, SLG: 0.354		3-3 K		1-3 K		3-H G5-3		2-1 F9		4	0	0	0	0	2	2						
Royce Clayton, R (1.6) OBP: 0.297, SLG: 0.297		4-0 BB		0-1 G3-1		1-2 P4		1-0 F8		3	0	0	0	1	0	1						
Brian Schneider, L (1.2) OBP: 0.281, SLG: 0.221	1-2 BB		2-3 K		2-3 K		0-0 F7		3-1 G3	3	0	0	0	0	2	3						
48 Michael O'Connor, L (1.1) Mike Stanton, L (8.1) Ryan Church, L (9.7) OBP: 0.373, SLG: 0.643 32 Chad Cordero, R (9.1)	2-3 K									0	0	0	0	0	0	0						
Inning Stats	R: 1 E: 0 K: 1 S: 14	H: 2 LOB: 1 BB: 0 P: 21	R: 0 E: 0 K: 2 S: 11	H: 0 LOB: 1 BB: 2 P: 24	R: 2 E: 0 K: 0 S: 11	H: 2 LOB: 0 BB: 0 P: 19	R: 0 E: 0 K: 2 S: 10	H: 1 LOB: 1 BB: 0 P: 12	R: 0 E: 0 K: 1 S: 10	H: 0 LOB: 0 BB: 0 P: 16	R: 1 E: 0 K: 0 S: 11	H: 1 LOB: 0 BB: 0 P: 15	R: 2 E: 0 K: 0 S: 11	H: 2 LOB: 0 BB: 0 P: 18	R: 0 E: 0 K: 2 S: 9	H: 0 LOB: 0 BB: 0 P: 13		R: 0 E: 0 K: 0 S: 5	H: 0 LOB: 0 BB: 0 P: 11	1B: 2 2B: 4 3B: 0 HR: 2	SF: 0 SAC: 0 DP: 0 HBP: 0	WP: 0 PB: 0 CS: 1
PITCHER	IP WLS BF H R ER SO BB IBB HBP BLK WP HR S P ERA WHIP																					
33 John Maine, R (1.1) ERA: 6.75	5.1 L 23 6 4 4 6 2 0 0 0 0 0 1 63 102 6.75 1.500																					
Darren Oliver, L (6.1) ERA: 3.55	2.0 8 2 2 2 0 0 0 0 0 0 0 1 18 27 9.00 1.000																					
Jorge Julio, R (8.1) ERA: 6.75	1.2 5 0 0 0 2 0 0 0 0 0 0 0 11 20 0.00 0.000																					

Batter	1	2	3	4	5	6	7	8	9	AB	R	H	RBI	BB	SO	LOB	BOTTOM					
7 José Reyes, S (1.6) OBP: 0.322, SLG: 0.376	1-1 G6-3		0-2 G1-3			1-2 P2		1-1 G6-3		4	0	0	0	0	0	0	Washington Nationals @ New York Mets Shea Stadium, Flushing, NY Tue May 02 2006, 7:10 PM EDT Att: 34,046 - Cloudy - 56 F					
16 Paul Lo Duca, R (1.2) OBP: 0.364, SLG: 0.457	2-2 HR			0-0 L8		2-1 1B		0-1 G5-3		4	1	2	1	0	0	0						
15 Carlos Beltrán, S (1.8) OBP: 0.415, SLG: 0.612	3-1 F9		4-2 G4-3		1-3 K			3-2 HR		3	1	1	1	1	1	1						
21 Carlos Delgado, L (1.3) OBP: 0.381, SLG: 0.614	2-3 K		1-2 G4-3		1-3 K			1-2 G1-3		4	0	0	0	0	2	2						
5 David Wright, R (1.5) OBP: 0.360, SLG: 0.542		1-0 G6-3		4-0 BB		1-3 K		1-0 F8		3	0	0	0	1	1	0						
Cliff Floyd, L (1.7) OBP: 0.263, SLG: 0.298		0-1 G4-3		1-2 L6		2-0 HBP		0-2 G4-3		3	0	0	0	0	2							
Xavier Nady, R (1.9) OBP: 0.343, SLG: 0.573		2-2 F8		1-2 2-3		0-0 G5-3		2-3 K		3	0	0	0	0	1	1						
Kazuo Matsui, S (1.4) OBP: 0.289, SLG: 0.386			0-1 L3		3-3 K2-3		3-1 P4			3	0	0	0	0	1	1						
Jorge Julio, R (8.1)										0	0	0	0	0	0	0						
33 John Maine, R (1.1) Darren Oliver, R (6.1) Chris Woodward, R (8.4) OBP: 0.269, SLG: 0.400			2-2 G4-3		0-1 G1-3			0-1 P2		2	0	0	0	0	0	0						
Inning Stats	R: 1 E: 0 K: 1 S: 10	H: 1 LOB: 0 BB: 0 P: 18	R: 0 E: 0 K: 0 S: 6	H: 0 LOB: 0 BB: 0 P: 9	R: 0 E: 0 K: 0 S: 9	H: 0 LOB: 0 BB: 0 P: 11	R: 0 E: 0 K: 0 S: 10	H: 0 LOB: 2 BB: 2 P: 20	R: 0 E: 0 K: 1 S: 6	H: 0 LOB: 0 BB: 0 P: 9	R: 0 E: 0 K: 2 S: 12	H: 1 LOB: 1 BB: 0 P: 17	R: 0 E: 0 K: 2 S: 9	H: 0 LOB: 1 BB: 0 P: 17	R: 0 E: 0 K: 0 S: 6	H: 0 LOB: 0 BB: 0 P: 7	R: 1 E: 0 K: 0 S: 10		H: 1 LOB: 0 BB: 0 P: 15	1B: 1 2B: 0 3B: 0 HR: 2	SF: 0 SAC: 0 DP: 0 HBP: 1	WP: 0 PB: 0 CS: 0
PITCHER	IP WLS BF H R ER SO BB IBB HBP BLK WP HR S P ERA WHIP																					
48 Michael O'Connor, L (1.1) ERA: 0.75	7.0 W 26 2 1 1 6 2 0 0 0 0 0 0 62 101 1.29 0.571																					
Mike Stanton, L (8.1) ERA: 1.5	1.0 3 0 0 0 0 0 0 0 0 0 0 6 7 0.00 0.000																					
32 Chad Cordero, R (9.1) ERA: 3.27	1.0 4 1 1 1 0 0 0 0 0 0 0 1 10 15 9.00 1.000																					

Batter	1	2	3	4	5	6	7	8	9	AB	R	H	RBI	BB	SO	LOB	TOP																		
4 Alfredo Amezaga, S OBP: 0.276, SLG: 0.250	P4	G4-3		FC6-5 1B	G4-3			F8		5	0	1	0	0	0	1																			
6 Dan Uggla, R OBP: 0.340, SLG: 0.469	F9		F9	FC6-5 14 2B		F8			2B	5	1	1	0	0	0	1																			
Miguel Cabrera, R OBP: 0.445, SLG: 0.551	14 1B		14 2B WP	L8		G5-3				4	1	1	0	0	1	2																			
14 Josh Willingham, R OBP: 0.415, SLG: 0.607	SAFE		WP	HR	2B	K				4	1	3	0	1	1	0																			
Wes Helms, R OBP: 0.353, SLG: 0.484	K		2H 3H	HR	IBB					4	1	2	2	1	2	4																			
Miguel Olivo, R OBP: 0.292, SLG: 0.500		G6-3	K		F9					3	1	0	0	0	1	4																			
Franklyn German, R										0	0	0	0	0	0	0																			
47 Ricky Nolasco, R										0	0	0	0	0	0	0																			
2 Hanley Ramirez, R OBP: 0.368, SLG: 0.455	61 HR HBP									1	0	1	1	0	0	0																			
Joe Borowski, R										0	0	0	0	0	0	0																			
Chris Aquila, R OBP: 0.313, SLG: 0.367	G6-3					FC3-6 BB				4	0	1	0	1	1	4																			
61 Reggie Abercrombie, R OBP: 0.254, SLG: 0.358										3	1	1	2	1	0	1																			
Brian Moehler, R																																			
Todd Wellemeyer, R																																			
20 Matt Treanor, R OBP: 0.290, SLG: 0.345						FC3-6				3	0	0	0	0	2	3																			
										0	0	0	0	0	0	0																			
										1	0	0	0	0	0	0																			
Inning Stats	R: 0 E: 0 K: 1 S: 24	H: 2 LOB: 2 BB: 0 P: 32	R: 2 E: 0 K: 1 S: 10	H: 1 LOB: 0 BB: 0 P: 16	R: 3 E: 0 K: 2 S: 18	H: 3 LOB: 2 BB: 1 P: 34	R: 0 E: 0 K: 0 S: 8	H: 2 LOB: 3 BB: 1 P: 16	R: 0 E: 0 K: 0 S: 9	H: 0 LOB: 1 BB: 1 P: 17	R: 0 E: 0 K: 1 S: 8	H: 1 LOB: 1 BB: 0 P: 10	R: 0 E: 0 K: 1 S: 10	H: 0 LOB: 0 BB: 1 P: 14	R: 0 E: 0 K: 0 S: 6	H: 0 LOB: 0 BB: 0 P: 8	R: 1 E: 0 K: 2 S: 18	H: 2 LOB: 2 BB: 1 P: 32	1B: 5 2B: 5 3B: 0 HR: 2	SF: 0 SAC: 0 DP: 1 HBP: 2	WP: 2 PB: 0 CS: 0 SB: 1	PA: 43													
PITCHER	IP WLS BF H R ER SO BB IBB HBP BLK WP HR S P ERA WHIP																																		
Tony Armas, R ERA: 3.98	2.1	14	5	5	5	2	0	0	2	0	1	2	43	65	19.29	2.143																			
57 Jason Bergmann, R ERA: 10.9	1.2	10	3	0	0	2	0	2	0	0	1	0	17	33	0.00	1.800																			
Gary Majewski, R ERA: 4.5	1.0	4	0	0	0	2	0	1	0	0	0	0	9	17	0.00	1.000																			
Jon Rauch, R ERA: 1.56	2.0	6	1	0	0	2	0	0	0	0	0	0	18	24	0.00	0.500																			
Mike Stanton, L ERA: 2.63	1.1	L 6	1	1	1	1	0	1	0	0	0	0	12	21	6.75	0.750																			

Florida Marlins @ Washington Nationals
Robert F. Kennedy Memorial Stadium, Washington, DC
Wed May 03 2006, 7:05 PM EDT
Att: 21,918 - Clear - 73 F

AB	37
R	6
H	11
RBI	5
BB	4
SO	8
LOB	20



Batter	1	2	3	4	5	6	7	8	9	AB	R	H	RBI	BB	SO	LOB	BOTTOM																		
Marlon Byrd, R OBP: 0.443, SLG: 0.418	1B		G5-3	P4	G6-4-3					3	0	0	0	2	0	4																			
Jose Vidro, S OBP: 0.411, SLG: 0.469	F7		1B			WP	G6-3			2	2	1	0	3	0	1																			
Alfonso Soriano, R OBP: 0.357, SLG: 0.556	FC6-4		1B	BB		G6-3	P5			5	1	2	0	0	1	5																			
24 Nick Johnson, L OBP: 0.431, SLG: 0.549	P4		L3	P3		SF9	WP			4	0	0	0	1	0	6																			
Jose Guillen, R OBP: 0.292, SLG: 0.372	FC6-4		BB	11 BB		SF9				4	1	2	2	0	1	2																			
11 Ryan Zimmerman, R OBP: 0.325, SLG: 0.396			1B			11 1B	2B			4	0	2	0	1	2	1																			
32 Chad Cordero, R										0	0	0	0	0	0	0																			
Brian Schneider, L OBP: 0.297, SLG: 0.267	G2-3					BB	FC5			4	1	2	3	1	1	1																			
Royce Clayton, R OBP: 0.283, SLG: 0.281	G6-3		P3			FC5				5	0	0	0	0	0	6																			
Tony Armas, R																																			
57 Jason Bergmann, R																																			
Ryan Church, L																																			
Chris Maitland, R																																			
Darwin Wendt, L																																			
Jon Rauch, R																																			
Marlon Anderson, L																																			
Mike Stanton, L																																			
Darwin Wendt, L																																			
Inning Stats	R: 0 E: 0 K: 0 S: 13	H: 1 LOB: 1 BB: 1 P: 21	R: 0 E: 0 K: 0 S: 9	H: 1 LOB: 0 BB: 0 P: 14	R: 2 E: 0 K: 0 S: 18	H: 3 LOB: 3 BB: 2 P: 36	R: 0 E: 0 K: 1 S: 10	H: 1 LOB: 2 BB: 1 P: 19	R: 1 E: 0 K: 0 S: 11	H: 0 LOB: 1 BB: 2 P: 23	R: 1 E: 0 K: 0 S: 19	H: 1 LOB: 2 BB: 2 P: 38	R: 0 E: 0 K: 2 S: 7	H: 0 LOB: 0 BB: 0 P: 8	R: 0 E: 0 K: 1 S: 8	H: 0 LOB: 0 BB: 0 P: 13	1B: 8 2B: 1 3B: 0 HR: 1	SF: 1 SAC: 0 DP: 1 HBP: 0	WP: 1 PB: 0 CS: 0 SB: 0	PA: 45															
PITCHER	IP WLS BF H R ER SO BB IBB HBP BLK WP HR S P ERA WHIP																																		
Brian Moehler, R ERA: 9.27	4.0	25	9	3	3	1	4	0	0	0	1	0	58	101	6.75	3.250																			
Todd Wellemeyer, R ERA: 4.35	2.0	8	0	1	1	1	3	0	0	0	1	0	20	39	4.50	1.500																			
Franklyn German, R ERA: 3.0	1.0	B 6	1	1	1	0	2	0	0	0	0	1	19	38	9.00	3.000																			
47 Ricky Nolasco, R ERA: 6.35	1.0	W 3	0	0	0	2	0	0	0	0	0	0	7	8	0.00	0.000																			
Joe Borowski, R ERA: 3.6	1.0	S 3	0	0	0	1	0	0	0	0	0	0	8	13	0.00	0.000																			

Florida Marlins @ Washington Nationals
Robert F. Kennedy Memorial Stadium, Washington, DC
Wed May 03 2006, 7:05 PM EDT
Att: 21,918 - Clear - 73 F

AB	35
R	5
H	10
RBI	5
BB	9
SO	5
LOB	27



Batter	1	2	3	4	5	6	7	8	9	AB	R	H	RBI	BB	SO	LOB	TOP								
2 Hanley Ramirez, R OBP: 0.375, SLG: 0.448	4-2 6 BB 2B	4-0 6 BB 3B		1-1 F9		1-0 6 BB 2B	0-0 F9		2-3 K	4	3	1	0	2	1	1	Florida Marlins @ Washington Nationals Robert F. Kennedy Memorial Stadium, Washington, DC Thu May 04 2006, 7:05 PM EDT Att: 20,984 - Partly Cloudy - 79 F livebaseballscorecards.com								
6 Dan Uggla, R OBP: 0.342, SLG: 0.480	4-0 2B BB	1-0 1B 3B			1-3 K	0-0 FC6 2B		1-2 G5-3		4	3	1	1	1	1	1									
Miguel Cabrera, R OBP: 0.465, SLG: 0.587	2-2 14 G6-3 1H 2H	0-1			4-2 14 HR BB	0-2 1B 2B		4-1 1B BB		3	3	3	5	1	0	0									
17 Mike Jacobs, L OBP: 0.301, SLG: 0.346										0	0	0	0	0	1	0									
14 Josh Willingham, R OBP: 0.418, SLG: 0.630	2-1 G6-3	1-2 G5-3			0-0 1H HR	1B IBB		0-0 1B		3	1	1	2	1	0	2									
1 Eric Reed, L OBP: 0.207, SLG: 0.148								1-2 1B		1	0	1	0	0	0	0									
Wes Helms, R OBP: 0.308, SLG: 0.417	3-1 G6-3			1-0 G6-3		0-0 G4-3		2-3 K		5	0	0	1	0	2	4									
Joe Borcherd, S OBP: 0.357, SLG: 0.357	1-0 1B			0-0 G3-1		3-2 1B		2-3 1B		5	0	3	1	0	1	2									
Miguel Olivo, R OBP: 0.271, SLG: 0.462	1-1 F8			2-1 G3-1		1-3 K		3-0 L8		5	0	0	0	0	1	4									
61 Reggie Abercrombie, R OBP: 0.237, SLG: 0.333		1-0 P5			1-3 K		0-0 G1-4-3		1-3 K	5	0	0	0	0	2	0									
55 Josh Johnson, L OBP: 0.324, SLG: 0.377		1-2 P6			0-1 G3		0-1 FC6 2B 1B		2-1 F9	2	0	0	0	0	0	0									
Chris Aquila, R OBP: 0.324, SLG: 0.377										1	1	1	0	0	0	0									
Randy Messenger, R OBP: 0.333, SLG: 0.417										1	0	0	0	0	0	0									
Jason Vargas, L OBP: 0.333, SLG: 0.417										1	0	1	0	0	0	0									
Inning Stats	R: 3 E: 0 K: 0 S: 12	H: 2 LOB: 1 BB: 2 P: 29	R: 2 E: 0 K: 0 S: 10	H: 2 LOB: 1 BB: 1 P: 18	R: 0 E: 0 K: 0 S: 4	H: 0 LOB: 0 BB: 0 P: 7	R: 0 E: 0 K: 1 S: 7	H: 0 LOB: 0 BB: 0 P: 9	R: 2 E: 0 K: 2 S: 19	H: 2 LOB: 1 BB: 1 P: 28	R: 4 E: 1 K: 1 S: 13	H: 4 LOB: 2 BB: 1 P: 23	R: 0 E: 0 K: 1 S: 6	H: 0 LOB: 0 BB: 0 P: 7	R: 0 E: 0 K: 2 S: 12	H: 1 LOB: 2 BB: 1 P: 20	R: 0 E: 0 K: 1 S: 10	H: 1 LOB: 1 BB: 0 P: 14	1B: 7 2B: 3 3B: 1 HR: 1	SF: 0 SAC: 0 DP: 0 HBP: 0	WP: 0 PB: 0 CS: 0	PA: 46			
PITCHER	IP	WLS	BF	H	R	ER	SO	BB	IBB	HBP	BLK	WP	HR	S	P	ERA	WHIP								
Livan Hernandez, R ERA: 6.29	5.0	L	25	6	7	7	3	4	0	0	0	0	1	52	91	12.60	2.000								
Joey Eischen, L ERA: 10.24	1.0		9	4	4	1	1	0	1	0	0	0	0	13	23	9.00	4.000								
57 Jason Bergmann, R ERA: 7.71	2.0		8	1	0	0	3	1	0	0	0	0	0	18	27	0.00	1.000								
Felix Rodriguez, R ERA: 6.06	1.0		4	1	0	0	1	0	0	0	0	0	0	10	14	0.00	1.000								

Batter	1	2	3	4	5	6	7	8	9	AB	R	H	RBI	BB	SO	LOB	BOTTOM								
Marlon Byrd, R OBP: 0.419, SLG: 0.390	2-1 G5-3	1-2 P4			1-1 P4			1-2 L6		4	0	0	0	0	0	1	Florida Marlins @ Washington Nationals Robert F. Kennedy Memorial Stadium, Washington, DC Thu May 04 2006, 7:05 PM EDT Att: 20,984 - Partly Cloudy - 79 F livebaseballscorecards.com								
Jose Vidro, S OBP: 0.409, SLG: 0.460	4-0				2-3 K		2-2 G4-3		0-1 G3-1	2	0	0	0	1	1	0									
Marlon Anderson, L OBP: 0.226, SLG: 0.148										1	0	0	0	0	0	0									
Alfonso Soriano, R OBP: 0.346, SLG: 0.537	0-3 K				0-1 F7		2-0 G6-3		2-0 F8	4	0	0	0	0	1	1									
24 Nick Johnson, L OBP: 0.421, SLG: 0.533	0-0 F8				0-1 L7		3-2 G4-3			3	0	0	0	0	0	1									
57 Jason Bergmann, R OBP: 0.324, SLG: 0.377										0	0	0	0	0	0	0									
Felix Rodriguez, R OBP: 0.324, SLG: 0.377										0	0	0	0	0	0	0									
Royce Clayton, R OBP: 0.290, SLG: 0.281										0	0	0	0	1	0	0									
Jose Guillen, R OBP: 0.300, SLG: 0.382		4-2 G3-1 11 BB 2B			0-0 G6-3		2-2 11 BB FC3-6 2B		1-2 F9	3	2	1	0	1	0	1									
11 Ryan Zimmerman, R OBP: 0.331, SLG: 0.396		4-1 G3-1 2B			1-0 G1-3		0-0 FC3-6 1B		1-2 F9	3	1	1	0	1	0	1									
Brian Schneider, L OBP: 0.295, SLG: 0.266		2-1 G3-1			1-2 F7		1-1 FC3-6		1-1 1B	4	0	1	1	0	0	3									
Damian Jackson, R OBP: 0.269, SLG: 0.440		1-3 K					0-1 P5		1-2 F8	4	0	1	0	0	1	3									
Livan Hernandez, R OBP: 0.294, SLG: 0.647		0-2 G3-1			1-3 K		1-3 K		0-3 K	1	0	1	2	0	0	0									
Joey Eischen, L OBP: 0.350, SLG: 0.294										1	0	0	0	0	1	0									
Matthew LeCroy, R OBP: 0.350, SLG: 0.294										2	0	0	0	0	2	4									
Inning Stats	R: 0 E: 0 K: 1 S: 6	H: 0 LOB: 1 BB: 1 P: 12	R: 2 E: 0 K: 1 S: 18	H: 1 LOB: 1 BB: 2 P: 30	R: 0 E: 0 K: 1 S: 8	H: 0 LOB: 0 BB: 0 P: 10	R: 0 E: 0 K: 0 S: 5	H: 0 LOB: 0 BB: 0 P: 7	R: 0 E: 0 K: 0 S: 8	H: 0 LOB: 0 BB: 0 P: 10	R: 1 E: 0 K: 1 S: 13	H: 2 LOB: 1 BB: 0 P: 22	R: 0 E: 0 K: 0 S: 6	H: 0 LOB: 0 BB: 0 P: 9	R: 0 E: 0 K: 1 S: 19	H: 2 LOB: 3 BB: 1 P: 27	1B: 3 2B: 2 3B: 0 HR: 0	SF: 0 SAC: 0 DP: 0 HBP: 0	WP: 0 PB: 0 CS: 0	PA: 36					
PITCHER	IP	WLS	BF	H	R	ER	SO	BB	IBB	HBP	BLK	WP	HR	S	P	ERA	WHIP								
55 Josh Johnson, R ERA: 3.78	5.0	W	19	1	2	2	4	3	0	0	0	0	0	45	69	3.60	0.800								
Randy Messenger, R ERA: 1.0	2.0		8	2	1	1	1	0	0	0	0	0	0	23	39	4.50	1.000								
Jason Vargas, L ERA: 5.26	2.0		9	2	0	0	1	1	0	0	0	0	0	25	36	0.00	1.500								




Batter	1	2	3	4	5	6	7	8	9	AB	R	H	RBI	BB	SO	LOB	TOP			
12 Freddy Sanchez, R (1,5) OBP: 0.324, SLG: 0.522	L7		L9		G5-3			P4		4	0	0	0	0	0	1	Pittsburgh Pirates @ Washington Nationals Robert F. Kennedy Memorial Stadium, Washington, DC Fri May 05 2006, 7:05 PM EDT Att: 21,059 - Cloudy - 79 F			
2 Jack Wilson, R (1,6) OBP: 0.356, SLG: 0.495	BB 1B		HBP 1B		L6			F9		4	0	2	0	0	0	1				
Jason Bay, R (1,7) OBP: 0.424, SLG: 0.430	F9		G3-6-1 HBP		G5-3			F7		3	0	0	0	0	0	2				
Jeremy Burnitz, L (1,9) OBP: 0.239, SLG: 0.378	BB		G3-6-1		G4-3			F9		3	0	0	0	1	0	2				
Craig Wilson, R (1,3) OBP: 0.337, SLG: 0.582	P2				L5			P3		4	0	0	0	0	1	2				
13 Nate McLouth, L (1,8) OBP: 0.207, SLG: 0.236			K		F8					4	0	0	0	0	1	0				
Jose Castillo, R (1,4) OBP: 0.282, SLG: 0.287			G6-3		1B			G5-3		3	0	1	0	0	0	0				
11 Humberto Cota, R (1,2) OBP: 0.302, SLG: 0.265			1B		K			K		3	0	1	0	0	2	1				
Oliver Pérez, L (1,1) OBP: 0.143, SLG: 0.143			K		G6-3					1	0	0	0	0	1	1				
6 Chris Duffy, L (5,PH) OBP: 0.263, SLG: 0.286										1	0	0	0	0	0	0				
Ryan Vogelsong, R (5,1)										0	0	0	0	0	0	0				
26 Ronny Paulino, R (8,PH)										1	0	1	0	0	0	0				
34 John Grabow, L (8,1)										0	0	0	0	0	0	0				
Inning Stats	R: 0 E: 0 K: 0 S: 15	H: 1 LOB: 2 BB: 1 P: 25	R: 0 E: 0 K: 2 S: 11	H: 1 LOB: 1 BB: 0 P: 16	R: 0 E: 0 K: 0 S: 8	H: 1 LOB: 1 BB: 0 P: 14	R: 0 E: 0 K: 1 S: 11	H: 0 LOB: 0 BB: 0 P: 18	R: 0 E: 0 K: 1 S: 9	H: 0 LOB: 0 BB: 0 P: 14	R: 0 E: 0 K: 1 S: 6	H: 0 LOB: 0 BB: 0 P: 11	R: 0 E: 0 K: 0 S: 12	H: 1 LOB: 1 BB: 0 P: 21	R: 0 E: 0 K: 0 S: 13	H: 0 LOB: 0 BB: 0 P: 16	1B: 5 2B: 0 3B: 0 HR: 0	SF: 0 SAC: 0 DP: 1 HBP: 1	WP: 0 PB: 0 SB: 0 CS: 0	PA: 33
PITCHER	IP WLS BF H R ER SO BB IBB HBP BLK WP HR S P ERA WHIP																			
Zach Day, R (1,1) ERA: 7.11	7.0 W 26 4 0 0 5 1 0 1 0 0 0 66 105 0.00 0.714																			
Jon Rauch, R (8,1) ERA: 1.47	1.0 4 1 0 0 0 0 0 0 0 0 0 12 21 0.00 1.000																			
Felix Rodriguez, R (9,1) ERA: 5.71	1.0 3 0 0 0 0 0 0 0 0 0 0 13 16 0.00 0.000																			

AB	31
R	0
H	5
RBI	0
BB	1
SO	5
LOB	10



Batter	1	2	3	4	5	6	7	8	9	AB	R	H	RBI	BB	SO	LOB	BOTTOM			
Marlon Byrd, R (1,8) OBP: 0.423, SLG: 0.377	BB		24 BB 1B		F8					2	2	0	0	2	0	1	Pittsburgh Pirates @ Washington Nationals Robert F. Kennedy Memorial Stadium, Washington, DC Fri May 05 2006, 7:05 PM EDT Att: 21,059 - Cloudy - 79 F			
Jon Rauch, R (8,1)			SF8-3 24 BB		F7					0	0	0	0	0	0	0				
Felix Rodriguez, R (9,1)	BB		1B							0	0	0	0	0	0	0				
Jose Vidro, S (1,4) OBP: 0.420, SLG: 0.481	24 HR 2B		SF8-3 24 BB		F7			24 HR 1B		4	2	3	1	0	0	0				
Alfonso Soriano, R (1,7) OBP: 0.336, SLG: 0.520	K		P4					L7		4	0	0	0	0	1	4				
24 Nick Johnson, L (1,3) OBP: 0.438, SLG: 0.598	HR		BB					HR		2	2	2	4	2	0	0				
Jose Guillen, R (1,9) OBP: 0.288, SLG: 0.370	G5-3		SF8-3		L8			K		3	0	0	1	0	1	1				
11 Ryan Zimmerman, R (1,5) OBP: 0.328, SLG: 0.391	G6-3				F9			FC6-4 1B		4	0	1	0	0	0	1				
Matthew LeCroy, R (1,2) OBP: 0.292, SLG: 0.238			L5		P4			L5		4	0	0	0	0	0	1				
Royce Clayton, R (1,6) OBP: 0.291, SLG: 0.276			B5-6-4 BB		F7			K		2	0	0	0	1	1	0				
Zach Day, R (1,1)					G4-3			S HBP		2	0	0	0	0	0	1				
Marlon Anderson, L (7,PH) OBP: 0.148										0	0	0	0	0	0	0				
Ryan Church, L (7,PR) OBP: 0.385, SLG: 0.651										0	0	0	0	0	0	0				
Inning Stats	R: 3 E: 0 K: 1 S: 20	H: 2 LOB: 0 BB: 1 P: 29	R: 0 E: 0 K: 0 S: 7	H: 0 LOB: 1 BB: 1 P: 14	R: 1 E: 0 K: 0 S: 11	H: 1 LOB: 1 BB: 2 P: 21	R: 0 E: 0 K: 0 S: 11	H: 0 LOB: 0 BB: 0 P: 16	R: 0 E: 0 K: 0 S: 7	H: 0 LOB: 0 BB: 0 P: 11	R: 0 E: 0 K: 0 S: 6	H: 0 LOB: 1 BB: 1 P: 16	R: 0 E: 0 K: 1 S: 14	H: 0 LOB: 2 BB: 0 P: 23	R: 0 E: 0 K: 1 S: 17	H: 3 LOB: 1 BB: 0 P: 25	1B: 3 2B: 2 3B: 0 HR: 2	SF: 1 SAC: 0 DP: 2 HBP: 1	WP: 0 PB: 0 SB: 1 CS: 0	PA: 34
PITCHER	IP WLS BF H R ER SO BB IBB HBP BLK WP HR S P ERA WHIP																			
Oliver Pérez, L (1,1) ERA: 7.71	4.0 L 17 3 4 4 1 4 0 0 0 0 0 49 80 9.00 1.750																			
Ryan Vogelsong, R (5,1) ERA: 5.71	3.0 11 0 0 0 1 1 0 1 0 0 0 27 50 0.00 0.333																			
34 John Grabow, L (8,1) ERA: 6.59	1.0 6 3 2 2 1 0 0 0 0 0 0 1 17 25 18.00 3.000																			



Batter	1	2	3	4	5	6	7	8	9	AB	R	H	RBI	BB	SO	LOB	TOP								
José Bautista, R OBP: 0.600, SLG: 1.000 (1, 9)	4-1 FC5 12 13 HBP BB	0-1 F7		1-1 12 3B 3B		3-2 F7		0-0 2 1B 1B		4	1	2	1	1	0	1									
13 Nate McLouth, L OBP: 0.250, SLG: 0.270 (1, 8)	1-0 BB	2-2 G4-3		4-0 12 WP 3B		1-0 F7		0-1 SAFE 3-H 12 FC5-4 1B		2	2	0	0	1	0	1									
2 Jack Wilson, R OBP: 0.366, SLG: 0.500 (8, PH)										1	0	1	0	0	0	0									
45 Ian Snell, R (8, PR)										0	0	0	0	0	0	0									
16 Salomon Torres, R (8, 1)	1-2 2B HBP									0	0	0	0	0	0	0									
12 Freddy Sanchez, R OBP: 0.304, SLG: 0.494 (1, 5)	2-1 FC5 2B 2-3F		4-2 1B BB	3-2 3B		1-2 F8		0-0 FC5-4 1-2F		4	0	1	2	1	0	4									
Jason Bay, R OBP: 0.420, SLG: 0.455 (1, 7)	1-0 2B		1-2 F9	0-0 P3		1-1 P3			3-2 P4	5	0	1	1	0	0	2									
Craig Wilson, R OBP: 0.355, SLG: 0.574 (1, 3)	4-2 BB		3-2 1B		3-2 FC4 HBP				2-3 K	2	0	1	0	1	1	0									
José Hernández, R OBP: 0.231, SLG: 0.250 (1, 6)	0-0 P3		0-1 P4		0-0 P3		1-0 P3		1-0 G6-3	5	0	0	0	0	0	7									
26 Ronny Paulino, R OBP: 0.320, SLG: 0.283 (1, 2)	0-3 K		0-0 F9		0-1 L8			0-1 G3 1B 2B		4	1	1	0	0	1	6									
Jose Castillo, R OBP: 0.286, SLG: 0.277 (1, 4)		1-3 K		1-1 G5-3	1-2 FC4			2-2 F8		4	0	0	0	0	1	2									
57 Zach Duke, L OBP: 0.154, SLG: 0.154 (1, 1)		0-0 K		0-3 K		0-3 K		1-2 G3		3	0	1	0	0	2	0									
55 Matt Capps, R (7, 1)										0	0	0	0	0	0	0									
Jeremy Burnitz, L OBP: 0.238, SLG: 0.365 (8, 9)								2-3 1B		1	0	0	0	0	0	1									
Inning Stats	R: 1 E: 0 K: 1 S: 11	H: 1 LOB: 3 BB: 2 P: 23	R: 0 E: 0 K: 1 S: 10	H: 1 LOB: 1 BB: 0 P: 13	R: 0 E: 0 K: 0 S: 12	H: 1 LOB: 2 BB: 1 P: 20	R: 2 E: 0 K: 1 S: 18	H: 2 LOB: 1 BB: 0 P: 27	R: 0 E: 0 K: 0 S: 8	H: 0 LOB: 1 BB: 0 P: 12	R: 0 E: 0 K: 0 S: 7	H: 0 LOB: 0 BB: 0 P: 11	R: 0 E: 0 K: 0 S: 7	H: 0 LOB: 1 BB: 0 P: 11	R: 1 E: 0 K: 0 S: 12	H: 3 LOB: 2 BB: 0 P: 15	R: 0 E: 0 K: 1 S: 8	H: 0 LOB: 0 BB: 0 P: 14	1B: 4 2B: 2 3B: 2 HR: 0	SF: 0 SAC: 0 DP: 0 HBP: 3	WP: 1 PB: 1 SB: 0 CS: 0	PA: 42			
PITCHER	IP	WLS	BF	H	R	ER	SO	BB	IBB	HBP	BLK	WP	HR	S	P	ERA	WHIP								
48 Michael O'Connor, L ERA: 2.12 (1, 1)	5.0	W	26	5	3	3	3	4	0	2	0	1	0	59	95	5.40	1.800								
57 Jason Bergmann, R ERA: 6.0 (6, 1)	1.0	H	3	0	0	0	1	0	0	0	0	0	0	7	11	0.00	0.000								
Felix Rodriguez, R ERA: 5.59 (7, 1)	1.0	H	4	0	0	0	0	0	0	1	0	0	0	7	11	0.00	0.000								
Mike Stanton, L ERA: 2.4 (8, 1)	0.2	H	5	3	1	1	0	0	0	0	0	0	0	11	14	13.50	4.500								
32 Chad Cordero, R ERA: 2.4 (8, 1)	1.1	S	4	0	0	0	1	0	0	0	0	0	0	9	15	0.00	0.000								

Pittsburgh Pirates @ Washington Nationals
Robert F. Kennedy Memorial Stadium, Washington, DC
Sun May 07 2006, 1:05 PM EDT
Att: 30,659 - Partly Cloudy - 65 F

AB 35
R 4
H 8
RBI 4
BB 4
SO 5
LOB 24



Batter	1	2	3	4	5	6	7	8	9	AB	R	H	RBI	BB	SO	LOB	BOTTOM								
Marlon Byrd, R OBP: 0.410, SLG: 0.364 (1, 8)	2-3 K		2-1 FC3-6 24 1B BB	3-1 P3		1-2 F8				4	1	1	0	0	1	1									
Jose Vidro, S OBP: 0.414, SLG: 0.464 (1, 4)	0-2 G5-3		4-0 FC3-6 1-2 BB	4-1 BB			2-2 G4-3			2	0	0	0	2	0	0									
Alfonso Soriano, R OBP: 0.336, SLG: 0.526 (1, 7)	2-2 1B		1-0 FC3-6 24 1B S	1-3 K			1-3 K			4	1	1	0	0	2	3									
24 Nick Johnson, L OBP: 0.432, SLG: 0.574 (1, 3)	1-0 L9		3-1 1-H 3-H HR 1B		2-1 G3		1-0 G6-3			4	1	1	2	0	0	1									
Jose Guillen, R OBP: 0.292, SLG: 0.396 (1, 9)		0-1 11 G4-3 11 PB 1B	1-0 1-H HR		0-1 L3		1-3 K			4	1	2	2	0	1	0									
11 Ryan Zimmerman, R OBP: 0.328, SLG: 0.395 (1, 5)		1-2 G4-3	0-0 2B		4-0 BB		1-2 2B			3	1	2	0	1	0	1									
Matthew LeCroy, R OBP: 0.323, SLG: 0.321 (1, 2)	0-0 L6		1-2 2B		1-0 F9		2-2 G6-3			4	0	1	1	0	0	3									
Royce Clayton, R OBP: 0.297, SLG: 0.276 (1, 6)	0-3 K		0-1 F9		1-1 G5-3		4-0 32 FC4-6 IBB			3	0	0	0	1	1	2									
48 Michael O'Connor, L (1, 1)			1-2 G6-3		3-3 K		0-0 CS 1B		1-2 FC4-6	2	0	0	0	0	1	0									
57 Jason Bergmann, R (6, 1)										0	0	0	0	0	0	0									
Marlon Anderson, L OBP: 0.286, SLG: 0.175 (6, PH)										1	0	1	0	0	0	0									
Felix Rodriguez, R (7, 1)										0	0	0	0	0	0	0									
Mike Stanton, L (8, 1)										0	0	0	0	0	0	0									
32 Chad Cordero, R (8, 1)								1-2F		1	0	0	0	0	0	2									
Inning Stats	R: 0 E: 0 K: 1 S: 10	H: 1 LOB: 0 BB: 0 P: 15	R: 0 E: 0 K: 1 S: 10	H: 1 LOB: 0 BB: 0 P: 11	R: 5 E: 0 K: 0 S: 15	H: 5 LOB: 1 BB: 1 P: 28	R: 0 E: 0 K: 2 S: 10	H: 0 LOB: 1 BB: 1 P: 21	R: 0 E: 0 K: 0 S: 5	H: 0 LOB: 0 BB: 1 P: 12	R: 0 E: 0 K: 0 S: 7	H: 1 LOB: 0 BB: 0 P: 9	R: 0 E: 0 K: 1 S: 8	H: 0 LOB: 0 BB: 0 P: 12	R: 0 E: 0 K: 1 S: 13	H: 1 LOB: 2 BB: 1 P: 22	1B: 5 2B: 3 3B: 0 HR: 1	SF: 0 SAC: 0 DP: 0 HBP: 0	WP: 0 PB: 1 SB: 1 CS: 1	PA: 36					
PITCHER	IP	WLS	BF	H	R	ER	SO	BB	IBB	HBP	BLK	WP	HR	S	P	ERA	WHIP								
57 Zach Duke, L ERA: 4.0 (7, 1)	6.0	L	28	8	5	5	4	3	0	0	0	0	0	8	12	0.00	0.000								
55 Matt Capps, R ERA: 3.19 (8, 1)	1.0		3	0	0	0	1	0	0	0	0	0	0	8	12	0.00	0.000								
16 Salomon Torres, R ERA: 3.92 (8, 1)	1.0		5	1	0	0	1	0	1	0	0	0	0	13	22	0.00	1.000								

Pittsburgh Pirates @ Washington Nationals
Robert F. Kennedy Memorial Stadium, Washington, DC
Sun May 07 2006, 1:05 PM EDT
Att: 30,659 - Partly Cloudy - 65 F

AB 32
R 5
H 9
RBI 5
BB 4
SO 6
LOB 13



Batter	1	2	3	4	5	6	7	8	9	AB	R	H	RBI	BB	SO	LOB	TOP							
Marlon Byrd, R OBP: 0.409, SLG: 0.366	0-1 1B		1-2 G3-1 1B		2-3 K	0-2 G6-3		0-1 F9		5	0	2	1	0	1	2								
Jose Vidro, S OBP: 0.414, SLG: 0.461	0-3 K		2-1 G3-1 1B		1-1 24 FC4-6 1B		0-0 G5-3		0-3 K	5	0	2	0	0	2	1								
Alfonso Soriano, R OBP: 0.331, SLG: 0.536	3-1 L7		2-2 G3-1		2-2 F8		3-3 K 24 G3 HR		2-1 HR	5	2	1	1	0	1	4								
24 Nick Johnson, L OBP: 0.417, SLG: 0.550	0-2 F9		2-3 K		0-0 FC4-6		2-2 G3		1-2 L8	5	0	0	0	0	1	5								
Jose Guillen, R OBP: 0.297, SLG: 0.453		0-1 L7		1-1 G6-3		0-0 HR	1-2 HR		2-3 K	5	2	2	3	0	1	0								
11 Ryan Zimmerman, R OBP: 0.326, SLG: 0.418	1-1 F7		2-1 HR		2-1 G6-3		0-2 G6-3			4	1	1	1	0	0	0								
Matthew LeCroy, R OBP: 0.343, SLG: 0.469	1-3 K		0-2 G5-3		1-1 HR		2-2 G6-3 2B			4	1	2	1	0	1	0								
Royce Clayton, R OBP: 0.311, SLG: 0.312			0-0 SH1-4 1B 2B		1-1 1B 2B		3-2 G6-3 1B		3-1 G6-3	4	1	3	0	0	0	1								
Tony Armas, R Joe Mauer, L Gary Majewski, R Marlon Anderson, L Mike Stanton, L Jon Rauch, R			0-0 SH1-4 1B 2B		1-2 1B		1-3 K		2-1 G1-3	2	0	1	0	0	0	1								
Inning Stats	R: 0 E: 0 K: 1 S: 11	H: 1 LOB: 1 BB: 0 P: 14	R: 0 E: 0 K: 1 S: 7	H: 0 LOB: 0 BB: 0 P: 9	R: 1 E: 0 K: 1 S: 16	H: 3 LOB: 2 BB: 0 P: 23	R: 1 E: 0 K: 0 S: 12	H: 3 LOB: 1 BB: 0 P: 17	R: 0 E: 0 K: 1 S: 12	H: 1 LOB: 1 BB: 0 P: 17	R: 2 E: 0 K: 1 S: 14	H: 3 LOB: 1 BB: 0 P: 21	R: 2 E: 0 K: 1 S: 15	H: 1 LOB: 0 BB: 0 P: 21	R: 0 E: 0 K: 0 S: 9	H: 1 LOB: 1 BB: 0 P: 16	R: 1 E: 0 K: 2 S: 12	H: 1 LOB: 0 BB: 0 P: 17	1B: 6 2B: 3 3B: 0 HR: 5	SF: 0 SAC: 1 DP: 0 HBP: 0	WP: 0 PB: 1 CS: 1	PA: 41		
PITCHER	IP WLS BF H R ER SO BB IBB HBP BLK WP HR S P ERA WHIP	5.1 L 26 11 4 4 4 0 0 0 0 0 3 66 94 6.75 2.062	0.2 0 2 0 0 0 1 0 0 0 0 0 0 6 7 0.00 0.000	1.1 7 2 2 2 0 1 0 0 0 0 0 1 20 31 0.00 1.500	0.2 2 0 0 0 0 0 0 0 0 0 0 0 4 6 0.00 0.000	1.0 4 1 1 1 1 2 0 0 0 0 0 0 1 12 17 9.00 1.000																		

Washington Nationals @ Cincinnati Reds
Great American Ball Park, Cincinnati, OH
Tue May 09 2006, 7:10 PM EDT
Att: 16,720 - Cloudy - 74 F

AB	40
R	7
H	14
RBI	7
BB	0
SO	8
LOB	15



Batter	1	2	3	4	5	6	7	8	9	AB	R	H	RBI	BB	SO	LOB	BOTTOM					
6 Ryan Freel, R OBP: 0.371, SLG: 0.287	2-2 F8		2-2 G6-3			2-3 K		3-1 L5		4	0	0	0	0	1	2						
Felipe Lopez, S OBP: 0.342, SLG: 0.412	3-2 F8			1-3 K			3-2 12 HBP SF9 1B	1-0 F8		4	1	1	0	0	1	1						
Adam Dunn, L OBP: 0.400, SLG: 0.598	1-1 G4-3			0-3 K			4-0 4 1B 12 HBP BB	1-1 L3		3	0	0	0	1	1	1						
12 Edwin Encarnación, R OBP: 0.397, SLG: 0.556		1-1 G6-4-3 1B		1-1 G5-3			3-2 4 1B 1-2 2-3 HBP	0-3 K		3	0	1	0	0	1	0						
Scott Hatteberg, L OBP: 0.388, SLG: 0.413	1-1 L7				3-2 F7		3-2 SF9	2-3 K		3	0	0	1	0	1	1						
Austin Kearns, R OBP: 0.380, SLG: 0.553	1-1 G6-4-3				1-2 G6-3		2-3 K	1-2 G6-3		4	0	0	0	0	1	3						
4 Brandon Phillips, R OBP: 0.323, SLG: 0.456			2-2 P4		2-2 F9		1-1 FC4-6 1B			3	0	1	0	0	0	0						
Jason LaRue, R OBP: 0.333, SLG: 0.333			2-0 FC1-6 HBP		0-0 FC1-6 HBP		0-0 F9	1-2 FC4-6		2	0	0	0	0	0	3						
Brandon Clausen, R Rick White, R Ray Olmedo, S 31 Matt Belisle, R Chris Hammond, L 27 Chris Denorfia, R 37 Brian Shacketford, L			0-0 FC1-6		1-2 1B		2-3 K	0-0 1B		1	0	0	0	0	0	1						
Inning Stats	R: 0 E: 0 K: 0 S: 9	H: 0 LOB: 0 BB: 0 P: 15	R: 0 E: 0 K: 0 S: 5	H: 1 LOB: 0 BB: 0 P: 7	R: 0 E: 0 K: 0 S: 10	H: 0 LOB: 1 BB: 0 P: 16	R: 0 E: 0 K: 2 S: 9	H: 0 LOB: 0 BB: 0 P: 11	R: 0 E: 0 K: 2 S: 7	H: 0 LOB: 0 BB: 0 P: 15	R: 1 E: 0 K: 1 S: 17	H: 2 LOB: 3 BB: 1 P: 34	R: 0 E: 0 K: 0 S: 6	H: 1 LOB: 1 BB: 0 P: 11	R: 0 E: 0 K: 2 S: 11	H: 0 LOB: 0 BB: 0 P: 14	1B: 4 2B: 0 3B: 0 HR: 0	SF: 1 SAC: 0 DP: 1 HBP: 2	WP: 0 PB: 0 SB: 0 CS: 0	PA: 33		
PITCHER	IP WLS BF H R ER SO BB IBB HBP BLK WP HR S P ERA WHIP	6.0 W 22 2 1 1 4 0 0 0 0 0 0 55 91 1.50 0.500	0.1 1 0 0 0 0 0 0 0 0 0 0 0 3 6 0.00 0.000	0.2 3 1 0 0 1 0 0 0 0 0 0 0 8 12 0.00 1.500	1.0 4 1 0 0 0 0 0 0 0 0 0 0 6 11 0.00 1.000	1.0 3 0 0 0 2 0 0 0 0 0 0 0 11 14 0.00 0.000																

Washington Nationals @ Cincinnati Reds
Great American Ball Park, Cincinnati, OH
Tue May 09 2006, 7:10 PM EDT
Att: 16,720 - Cloudy - 74 F

AB	29
R	1
H	4
RBI	1
BB	1
SO	7
LOB	12



Batter	1	2	3	4	5	6	7	8	9	AB	R	H	RBI	BB	SO	LOB	TOP					
Marlon Byrd, R OBP: 0.419, SLG: 0.405	F9	F9			HR		BB		FC3-6 BB	3	1	1	1	2	0	1	Washington Nationals @ Cincinnati Reds Great American Ball Park, Cincinnati, OH Wed May 10 2006, 7:10 PM EDT Att. 14,180 - Drizzlie - 66 F					
Jose Vidro, S OBP: 0.406, SLG: 0.450	24 HR 1B		P5				F9		FC3-6 24 1B	5	1	1	0	0	1	3						
Alfonso Soriano, R OBP: 0.320, SLG: 0.517	K		F7				K		K	5	0	0	0	0	4	4						
24 Nick Johnson, L OBP: 0.430, SLG: 0.600	1H HR						F9		G4-3	5	1	4	2	0	0	0						
Jose Guillen, R OBP: 0.293, SLG: 0.441	G5-3		F8				F9		2B	5	1	1	0	0	0	4						
11 Ryan Zimmerman, R OBP: 0.331, SLG: 0.424							K		K	3	1	1	0	1	2	2						
Brian Schneider, L OBP: 0.306, SLG: 0.290							F9			4	1	2	1	0	1	2						
Royce Clayton, R OBP: 0.306, SLG: 0.309										1	0	0	1	0	0	1						
Marlon Anderson, L OBP: 0.276, SLG: 0.194										1	0	1	0	0	0	0						
57 Jason Bergmann, R OBP: 0.276, SLG: 0.194										0	0	0	0	0	0	0						
Matthew LeCroy, R OBP: 0.485										1	0	1	1	0	0	0						
Mike Stanton, L OBP: 0.485										0	0	0	0	0	0	0						
Livan Hernandez, R OBP: 0.263, SLG: 0.579										2	0	0	0	0	0	1						
Joey Eischen, L OBP: 0.263, SLG: 0.579										0	0	0	0	0	0	0						
Jon Rauch, R OBP: 0.263, SLG: 0.579										0	0	0	0	0	0	0						
Damian Jackson, R OBP: 0.250, SLG: 0.407										2	0	0	0	0	0	2						
Inning Stats	R: 2 E: 0 K: 1 S: 14	H: 2 LOB: 0 BB: 0 P: 18	R: 1 E: 0 K: 0 S: 11	H: 2 LOB: 1 BB: 0 P: 20	R: 0 E: 0 K: 0 S: 8	H: 1 LOB: 1 BB: 0 P: 11	R: 0 E: 0 K: 0 S: 5	H: 0 LOB: 0 BB: 1 P: 10	R: 1 E: 0 K: 2 S: 12	H: 1 LOB: 0 BB: 0 P: 18	R: 0 E: 0 K: 2 S: 9	H: 1 LOB: 1 BB: 0 P: 15	R: 0 E: 0 K: 1 S: 10	H: 1 LOB: 2 BB: 1 P: 16	R: 2 E: 0 K: 1 S: 12	H: 3 LOB: 1 BB: 0 P: 16	R: 0 E: 0 K: 1 S: 11	H: 1 LOB: 2 BB: 1 P: 19	1B: 6 2B: 4 3B: 0 HR: 2	SF: 1 SAC: 0 DP: 1 HBP: 0	WP: 0 PB: 1 SB: 0 CS: 0	PA: 41
PITCHER	IP	WLS	BF	H	R	ER	SO	BB	IBB	HBP	BLK	WP	HR	S	P	ERA	WHIP					
39 Aaron Harang, R ERA: 4.02	6.0		25	7	4	4	5	1	0	0	0	0	2	59	92	6.00	1.333					
56 Todd Coffey, R ERA: 0.9	1.2	H	8	2	1	1	2	1	0	0	0	0	0	17	24	5.40	1.800					
Kent Mercker, L ERA: 3.52	0.0			1	1	0	0	0	0	0	0	0	0	1	2	∞	∞					
25 David Weathers, R ERA: 3.52	1.1	W	7	2	1	1	1	1	0	0	0	0	0	15	25	6.75	2.250					

Batter	1	2	3	4	5	6	7	8	9	AB	R	H	RBI	BB	SO	LOB	BOTTOM					
6 Ryan Freel, R OBP: 0.364, SLG: 0.283	G1-3	F8		K		S	F8	K		5	0	1	0	0	1	2	Washington Nationals @ Cincinnati Reds Great American Ball Park, Cincinnati, OH Wed May 10 2006, 7:10 PM EDT Att. 14,180 - Drizzlie - 66 F					
Felipe Lopez, S OBP: 0.357, SLG: 0.417	HR	1B		E		S	P5			3	3	2	0	2	0	2						
Adam Dunn, L OBP: 0.400, SLG: 0.612	HR			K				2B		4	2	1	2	1	2	4						
Austin Kearns, R OBP: 0.401, SLG: 0.575	1B			E7				2B		4	2	4	2	1	0	0						
12 Edwin Encarnación, R OBP: 0.385, SLG: 0.536	P4			F9				2B		4	0	0	0	0	1	6						
56 Todd Coffey, R ERA: 0.9										0	0	0	0	0	0	0						
Kent Mercker, L ERA: 3.52										0	0	0	0	0	0	0						
25 David Weathers, R ERA: 3.52										1	0	0	0	0	1	2						
27 Chris Denorfia, R OBP: 0.556, SLG: 0.750								4 SF8		0	1	0	0	1	0	0						
Scott Hatteberg, L OBP: 0.398, SLG: 0.429	4 IBB			4 SH1-3		F9				4	0	2	2	1	0	0						
4 Brandon Phillips, R OBP: 0.330, SLG: 0.473	1B			SH1-3		G6-3		SF8		3	1	2	2	0	0	0						
Jason LaRue, R OBP: 0.333, SLG: 0.316										2	0	0	0	1	2	1						
Ray Olmedo, S OBP: 0.333, SLG: 0.333										2	0	1	1	0	1	1						
39 Aaron Harang, R ERA: 4.02										2	0	0	0	0	1	4						
Javier Valentin, S OBP: 0.311, SLG: 0.368	K			L9		L9				1	0	0	0	2	0	0						
Inning Stats	R: 3 E: 0 K: 1 S: 19	H: 4 LOB: 3 BB: 2 P: 34	R: 1 E: 0 K: 1 S: 13	H: 1 LOB: 1 BB: 1 P: 23	R: 0 E: 0 K: 1 S: 9	H: 1 LOB: 0 BB: 0 P: 10	R: 1 E: 1 K: 2 S: 12	H: 2 LOB: 1 BB: 0 P: 19	R: 0 E: 0 K: 1 S: 8	H: 0 LOB: 0 BB: 0 P: 13	R: 0 E: 0 K: 1 S: 12	H: 1 LOB: 3 BB: 2 P: 26	R: 1 E: 0 K: 0 S: 9	H: 2 LOB: 2 BB: 1 P: 20	R: 3 E: 0 K: 2 S: 18	H: 2 LOB: 2 BB: 3 P: 37	R: 0 E: 0 K: 1 S: 11	H: 1 LOB: 2 BB: 1 P: 19	1B: 9 2B: 3 3B: 0 HR: 1	SF: 1 SAC: 1 DP: 0 HBP: 0	WP: 0 PB: 0 SB: 6 CS: 0	PA: 46
PITCHER	IP	WLS	BF	H	R	ER	SO	BB	IBB	HBP	BLK	WP	HR	S	P	ERA	WHIP					
Livan Hernandez, R ERA: 6.52	5.1		29	9	5	5	6	3	1	0	0	0	1	68	112	8.44	2.250					
Joey Eischen, L ERA: 9.59	0.1			0	0	0	1	0	0	0	0	0	0	3	6	0.00	0.000					
Jon Rauch, R ERA: 1.31	0.1			2	0	0	0	1	0	0	0	0	0	2	7	0.00	3.000					
57 Jason Bergmann, R ERA: 6.3	1.0			6	2	1	1	1	0	0	0	0	0	9	20	9.00	3.000					
Mike Stanton, L ERA: 3.71	1.0	L	8	2	3	3	2	1	2	0	0	0	0	18	37	27.00	3.000					



Batter	1	2	3	4	5	6	7	8	9	10	11	AB	R	H	RBI	BB	SO	LOB	TOP								
Marlon Byrd, R OBP: 0.404, SLG: 0.388	(1, 8) 2-3 K		(1, 3) 1-3 K		(1, 1) 1-1 F9			(1, 2) 1-2 1B		(1, 3) 3-3 K	(1, 2) 1-2 K	6	0	1	0	0	4	3									
Jose Vidro, S OBP: 0.413, SLG: 0.456	(1, 4) 0-0 FC3-6 1B		(1, 4) 2-2 24 BB 1B		(1, 0) 0-0 P4			(1, 1) 2-1 1B		(1, 0) 2-0 G4-3		5	0	3	0	0	0	1									
24 Nick Johnson, L OBP: 0.429, SLG: 0.612	(1, 3) 2-2 FC3-6		(1, 3) 4-2 BB					(1, 2) 2-1 L4				4	1	1	1	1	0	3									
Jose Guillen, R OBP: 0.289, SLG: 0.431	(1, 9) 0-1 P4		(1, 3) 2-3 K		(1, 1) 1-1 F9			(1, 0) 0-0 P6				5	1	1	0	0	1	5									
Daryle Ward, L OBP: 0.414, SLG: 0.687		(1, 3) 1-3 K		(1, 0) 0-0 P5				(1, 3) 3-2 L9		(1, 2) 11 G4-3 SF9 1B		4	0	1	0	0	1	0									
Damian Jackson, R OBP: 0.250, SLG: 0.407												0	1	0	0	0	0	0									
11 Ryan Zimmerman, R OBP: 0.327, SLG: 0.416		(1, 5) 2-0 1B		(1, 2) 0-1 L7				(1, 3) 2-3 K		(1, 2) 1-2 G4-3		5	0	1	0	0	1	2									
Matthew LeCroy, R OBP: 0.341, SLG: 0.459	(1, 2) 2-3 K			(1, 0) 1-0 G1-3				(1, 1) 1-1 G1-6-3		(1, 0) 0-1 SF9		4	1	1	2	0	1	1									
Royce Clayton, R Alfonso Soriano, R 32 Chad Cordero, R Livan Hernandez, R Jon Rauch, R Felix Rodriguez, R Joey Eischen, L	(1, 6) 1-3 K			(1, 1) 1-1 SH1-4 1B				(1, 2) 2-2 L8		(1, 0) 3-H F8		3	0	1	0	0	0	1									
Zach Day, R Marlon Anderson, L Gary Majewski, R Ryan Church, L	(1, 1) 1-3 K			(1, 1) 1-1 SH1-4				(1, 0) 0-1 F8				1	0	0	0	0	1	0									
Inning Stats	R: 0 E: 0 K: 1 S: 10	H: 1 LOB: 1 BB: 0 P: 14	R: 0 E: 0 K: 3 S: 10	H: 1 LOB: 1 BB: 0 P: 16	R: 0 E: 0 K: 3 S: 19	H: 1 LOB: 2 BB: 1 P: 29	R: 0 E: 0 K: 0 S: 4	H: 0 LOB: 0 BB: 0 P: 5	R: 0 E: 0 K: 0 S: 7	H: 1 LOB: 1 BB: 0 P: 10	R: 0 E: 0 K: 0 S: 9	H: 0 LOB: 0 BB: 0 P: 15	R: 0 E: 0 K: 1 S: 8	H: 0 LOB: 0 BB: 0 P: 13	R: 0 E: 0 K: 0 S: 10	H: 2 LOB: 2 BB: 0 P: 15	R: 1 E: 0 K: 0 S: 9	H: 1 LOB: 1 BB: 0 P: 14	R: 0 E: 0 K: 1 S: 7	H: 0 LOB: 0 BB: 0 P: 13	R: 3 E: 1 K: 1 S: 18	H: 5 LOB: 2 BB: 0 P: 24	1B: 11 2B: 0 3B: 0 HR: 1	SF: 1 SAC: 2 DP: 0 HBP: 0	WP: 0 PB: 0 SB: 1 CS: 0	PA: 46	
PITCHER	IP ERA WHIP	WLS BF	H R ER SO	BB IBB HBP BLK	WP HR S P	ERA WHIP	PITCHER															ERA WHIP					
61 Bronson Arroyo, R 25 David Weathers, R 56 Todd Coffey, R Rick White, R 37 Brian Shacketford, L	(1, 1) 8.0 2.03 1.000	(9, 1) 1.0 3.96 0.000	(10, 1) 1.0 0.86 0.000	(11, 1) 0.2 6.46 6.000	(11, 1) 0.1 1.59 3.000																						

Washington Nationals @ Cincinnati Reds
Great American Ball Park, Cincinnati, OH
Thu May 11 2006, 7:10 PM EDT
Att: 15,854 - Cloudy - 57 F

AB	42
R	4
H	12
RBI	4
BB	1
SO	10
LOB	17



Batter	1	2	3	4	5	6	7	8	9	10	11	AB	R	H	RBI	BB	SO	LOB	BOTTOM								
Felipe Lopez, S OBP: 0.369, SLG: 0.424	(1, 6) 1-1 12B 1B		(1, 0) 0-0 G4-3		(1, 2) 2-1 12S 1B			(1, 3) 3-2 G6-3		(1, 1) 4-1 12D 1B		5	2	3	1	1	0	1									
12 Edwin Encarnacion, R OBP: 0.266, SLG: 0.530	(1, 5) 1 SAFE 3-1 FC4-6 1B		(1, 5) 2-1 G6-3		(1, 1) 3-1 1H 1B			(1, 0) 1-0 G1-3		(1, 0) 1-0 F7		5	1	2	1	1	0	2									
Ken Griffey Jr., L OBP: 0.333, SLG: 0.595	(1, 8) 1-0 FC4-6		(1, 8) 1-0 L9		(1, 3) 3-0 G4-3			(1, 2) 3-2 2B				6	1	2	3	0	1	2									
Adam Dunn, L 25 David Weathers, R 56 Todd Coffey, R Quinton McCracken, S Rick White, R 37 Brian Shacketford, L	(1, 7) 0-1 F9			(1, 2) 3-2 L4				(1, 2) 2-1 G6-3		(1, 2) 3-2 K		4	0	0	0	0	1	2									
Austin Kearns, R OBP: 0.395, SLG: 0.557		(1, 9) 1-0 P6		(1, 2) 2-0 L8				(1, 2) 1-2 L7		(1, 1) 4-1 K		4	0	0	0	1	1	1									
Scott Hatteberg, L OBP: 0.366, SLG: 0.420	(1, 3) 0-1 G5-3			(1, 2) 2-1 1B				(1, 3) 3-2 G4-3		(1, 2) 2-2 F8		4	0	1	0	1	0	2									
4 Brandon Phillips, R OBP: 0.333, SLG: 0.469	(1, 4) 2-2 26S 1B			(1, 1) 0-1 F7				(1, 1) 1-1 61S 26S 1B		(1, 2) 2-2 E5 SH1-4		5	0	2	0	0	0	3									
26 David Ross, R OBP: 0.341, SLG: 0.559	(1, 2) 1 SAFE 4-0 1B			(1, 0) 0-0 F7				(1, 2) 2-2 L8		(1, 0) 0-0 SH1-4		2	0	0	0	1	0	1									
Ray Olmedo, S OBP: 0.429, SLG: 0.429				(1, 2) 1-2 IBB				(1, 2) 1-2 1B		(1, 3) 2-3 6B 1B 1B		1	1	1	0	0	0	0									
61 Bronson Arroyo, R 6 Ryan Freel, R	(1, 1) 2-3 K			(1, 1) 1-3 K				(1, 2) 2-3 K		(1, 2) 2-1 F7		3	0	0	0	0	3	3									
Inning Stats	R: 0 E: 0 K: 0 S: 7	H: 2 LOB: 1 BB: 0 P: 12	R: 0 E: 0 K: 1 S: 10	H: 1 LOB: 2 BB: 1 P: 19	R: 0 E: 0 K: 0 S: 4	H: 0 LOB: 0 BB: 0 P: 7	R: 0 E: 0 K: 0 S: 8	H: 1 LOB: 1 BB: 0 P: 15	R: 1 E: 0 K: 1 S: 9	H: 2 LOB: 1 BB: 0 P: 18	R: 0 E: 0 K: 0 S: 9	H: 0 LOB: 0 BB: 0 P: 15	R: 0 E: 0 K: 1 S: 12	H: 1 LOB: 1 BB: 0 P: 19	R: 0 E: 0 K: 1 S: 11	H: 1 LOB: 2 BB: 1 P: 24	R: 0 E: 1 K: 0 S: 8	H: 0 LOB: 2 BB: 1 P: 17	R: 0 E: 0 K: 2 S: 14	H: 0 LOB: 2 BB: 2 P: 29	R: 4 E: 0 K: 0 S: 21	H: 4 LOB: 0 BB: 1 P: 30	1B: 10 2B: 1 3B: 0 HR: 1	SF: 0 SAC: 1 DP: 0 HBP: 0	WP: 0 PB: 0 SB: 5 CS: 0	PA: 48	
PITCHER	IP ERA WHIP	WLS BF	H R ER SO	BB IBB HBP BLK	WP HR S P	ERA WHIP	PITCHER															ERA WHIP					
Zach Day, R Gary Majewski, R 32 Chad Cordero, R Jon Rauch, R Felix Rodriguez, R	(1, 1) 7.0 5.65 1.000	(8, 1) 1.0 4.12 2.12	(9, 1) 2.0 2.12 6.000	(11, 1) 0.1 1.71 27.000	(11, 1) 0.0 6.52 ∞																						

Washington Nationals @ Cincinnati Reds
Great American Ball Park, Cincinnati, OH
Thu May 11 2006, 7:10 PM EDT
Att: 15,854 - Cloudy - 57 F


AB	41
R	5
H	12
RBI	5
BB	6
SO	6
LOB	18




Batter	1	2	3	4	5	6	7	8	9	AB	R	H	RBI	BB	SO	LOB	TOP					
Alfonso Soriano, R (1,7) OBP: 0.316, SLG: 0.507	F8			G6-3 1B		K		G5-3		4	0	1	0	0	1	1	Washington Nationals @ Atlanta Braves Turner Field, Atlanta, GA Fri May 12 2006, 7:35 PM EDT Att: 31,818 - Partly Cloudy - 66 F					
Marlon Byrd, R (1,8) OBP: 0.388, SLG: 0.369	E5			G6-3 1-2f		K		G3-1		4	0	0	0	0	1	1						
Jose Vidro, S (1,4) OBP: 0.401, SLG: 0.442	F8			F9				P6		4	0	0	0	0	0	1						
24 Nick Johnson, L (1,3) OBP: 0.430, SLG: 0.614				K				FC6-4 11 HR BB		3	1	1	0	1	1	0						
Jose Guillen, R (1,9) OBP: 0.282, SLG: 0.420				G6-3				F8		3	0	0	0	0	1	2						
11 Ryan Zimmerman, R (1,5) OBP: 0.327, SLG: 0.436				F7				FC6-4 2H HR		3	1	1	2	0	0	1						
Matthew LeCroy, R (1,2) OBP: 0.318, SLG: 0.425				G4-3				G5-3		3	0	0	0	0	0	0						
Royce Clayton, R (1,6) OBP: 0.300, SLG: 0.302				K				G4-3		3	0	0	0	0	2	0						
Ramon Ortiz, R (1,1) OBP: 0.154, SLG: 0.083				K				G4-3		2	0	0	0	0	1	0						
57 Jason Bergmann, R (7,1)										0	0	0	0	0	0	0						
Marlon Anderson, L (8,PH) OBP: 0.289, SLG: 0.242										1	0	1	0	0	0	0						
Felix Rodriguez, R (8,1)										0	0	0	0	0	0	0						
Inning Stats	R: 0 E: 1 K: 0 S: 10	H: 0 LOB: 0 BB: 0 P: 14	R: 0 E: 0 K: 1 S: 7	H: 0 LOB: 0 BB: 0 P: 11	R: 0 E: 0 K: 2 S: 7	H: 0 LOB: 0 BB: 0 P: 9	R: 0 E: 0 K: 0 S: 7	H: 1 LOB: 0 BB: 0 P: 8	R: 2 E: 0 K: 0 S: 12	H: 2 LOB: 0 BB: 0 P: 17	R: 0 E: 0 K: 2 S: 9	H: 0 LOB: 0 BB: 0 P: 12	R: 0 E: 0 K: 1 S: 8	H: 0 LOB: 1 BB: 1 P: 15	R: 0 E: 0 K: 1 S: 8	H: 1 LOB: 1 BB: 0 P: 10	R: 0 E: 0 K: 0 S: 6	H: 0 LOB: 0 BB: 0 P: 7	1B: 1 2B: 2 3B: 0 HR: 1	SF: 0 SAC: 0 DP: 1 HBP: 0	WP: 0 PB: 0 SB: 0 CS: 1	PA: 31
PITCHER 29 John Smoltz, R (1,1) ERA: 3.44	IP: 9.0 WLS: W BF: 31 H: 4 R: 2 ER: 2 SO: 7 BB: 1 IBB: 0 HBP: 0 BLK: 0 WP: 0 HR: 1 S: 74 P: 103 ERA: 2.00 WHIP: 0.556																					

Batter	1	2	3	4	5	6	7	8	9	AB	R	H	RBI	BB	SO	LOB	BOTTOM			
Marcus Giles, R (1,4) OBP: 0.317, SLG: 0.323	G6-3	G6-3		G6-3 2-3						5	1	2	0	0	0	1	Washington Nationals @ Atlanta Braves Turner Field, Atlanta, GA Fri May 12 2006, 7:35 PM EDT Att: 31,818 - Partly Cloudy - 66 F			
11 Edgar Renteria, R (1,6) OBP: 0.405, SLG: 0.473	10 1B 16 1B		E6 10 G6-3	P3			SH1-3 11 2B	G5-3 11 S		4	1	1	0	0	0	2				
10 Chipper Jones, S (1,5) OBP: 0.418, SLG: 0.458	16 1B 7 FC4-6 1B		G6-3 1-2f				1B 7 1B IBB			2	2	1	0	2	0	1				
Andrew Jones, R (1,8) OBP: 0.351, SLG: 0.539	7 FC4-6 16 1B BB		16 E 16 1B HBP			G5-3	16 BB 7 1B 1B			2	1	1	1	1	0	1				
16 Brian McCann, L (1,2) OBP: 0.396, SLG: 0.531	7 FC4-6 1B		E7 1B				7 E 7 1B BB			2	0	2	1	2	0	0				
7 Jeff Francoeur, R (1,9) OBP: 0.258, SLG: 0.415	FC4-6 1-2f 2-3 3-H		F8				E7 1B			4	0	1	3	0	0	6				
Adam LaRoche, L (1,3) OBP: 0.331, SLG: 0.459	G4-3			E1 1B 1B			K	G4-3		4	1	1	0	0	1	3				
Ryan Langerhans, L (1,7) OBP: 0.345, SLG: 0.396		F7		G6-3 29 SH1-4 1B			F8			4	0	1	1	0	1	0				
29 John Smoltz, R (1,1) OBP: 0.235, SLG: 0.200	G6-3			SH1-4 1-2			L9	G4-3		3	0	0	0	0	0	0				
Inning Stats	R: 2 E: 0 K: 0 S: 13	H: 3 LOB: 2 BB: 1 P: 22	R: 0 E: 0 K: 0 S: 10	H: 0 LOB: 0 BB: 0 P: 13	R: 0 E: 2 K: 0 S: 7	H: 1 LOB: 2 BB: 0 P: 13	R: 1 E: 1 K: 0 S: 8	H: 2 LOB: 1 BB: 0 P: 12	R: 0 E: 0 K: 0 S: 6	H: 0 LOB: 1 BB: 2 P: 19	R: 0 E: 0 K: 1 S: 7	H: 0 LOB: 0 BB: 0 P: 9	R: 3 E: 1 K: 0 S: 7	H: 3 LOB: 1 BB: 2 P: 22	R: 0 E: 0 K: 1 S: 10	H: 1 LOB: 1 BB: 0 P: 15		1B: 9 2B: 1 3B: 0 HR: 0	SF: 0 SAC: 2 DP: 2 HBP: 1	WP: 0 PB: 0 SB: 0 CS: 0
PITCHER Ramon Ortiz, R (1,1) ERA: 6.3	IP: 6.1 WLS: L BF: 31 H: 8 R: 6 ER: 6 SO: 1 BB: 2 IBB: 2 HBP: 1 BLK: 0 WP: 0 HR: 2 S: 54 P: 97 ERA: 8.53 WHIP: 1.579																			
57 Jason Bergmann, R (7,1) ERA: 5.91	0.2 3 1 0 0 0 1 0 0 0 0 0 0 4 13 0.00 3.000																			
Felix Rodriguez, R (8,1) ERA: 6.2	1.0 4 1 0 0 0 1 0 0 0 0 0 0 10 15 0.00 1.000																			

AB 30
 R 2
 H 4
 RBI 2
 BB 1
 SO 7
 LOB 6



AB 30
 R 6
 H 10
 RBI 6
 BB 5
 SO 2
 LOB 14



livebaseballscores.com

livebaseballscores.com

Batter	1	2	3	4	5	6	7	8	9	AB	R	H	RBI	BB	SO	LOB	TOP																
Alfonso Soriano, R (1,7) OBP: 0.319, SLG: 0.523	0-0 1B		2-1 G3	0-3 K		0-2 HR		0-3 K		5	1	2	2	0	2	0	Washington Nationals @ Atlanta Braves Turner Field, Atlanta, GA Sat May 13 2006, 7:05 PM EDT Att: 37,040 - Partly Cloudy - 72 F																
Marlon Byrd, R (8,8) OBP: 0.388, SLG: 0.369										3	1	2	0	1	0	1																	
Jose Vidro, S (1,4) OBP: 0.414, SLG: 0.447	1-2 F7		4-1 24 1B SF8			1-0 1B		1-1 HBP		5	0	1	0	0	1	4																	
24 Nick Johnson, L (1,3) OBP: 0.423, SLG: 0.599	0-2 K		0-0 1B			0-2 F8		0-2 G4-3		4	0	0	1	0	1	2																	
Jose Guillen, R (1,9) OBP: 0.272, SLG: 0.407	1-1 F7		0-1 SF8			1-2 F8		2-0 G3		4	0	0	1	0	1	2																	
Ryan Church, L (1,8) OBP: 0.406, SLG: 0.588		4-2 G6-3 11 1B	0-1 1B			2-3 K		4-2 11 1B		3	0	1	0	2	1	1																	
11 Ryan Zimmerman, R (1,5) OBP: 0.335, SLG: 0.442		0-0 G6-3	2-0 L8			3-2 F9		1-2 1B		5	0	3	0	0	0	2																	
Matthew LeCroy, R (1,2) OBP: 0.306, SLG: 0.467		0-2 L5		0-0 HR		1-2 F8		1-2 F9		5	1	1	1	0	0	5																	
Royce Clayton, R (1,6) OBP: 0.299, SLG: 0.308		3-2 G6-3		0-1 G1-3		0-1 48 1B		3-2 G6-3		4	1	1	0	0	0	4																	
48 Michael O'Connor, L (1,1) OBP: 0.111, SLG: 0.111		1-3 K		1-3 K		0-0 HR		0-3 K		3	1	1	1	0	2	2																	
Jon Rauch, R (6,1) Mike Stanton, L (7,1) Gary Majewski, R (7,1) 32 Chad Cordero, R (9,1)										0	0	0	0	0	0	0																	
Inning Stats	R: 0 E: 0 K: 1 S: 10	H: 1 LOB: 1 BB: 0 P: 12	R: 0 E: 0 K: 1 S: 14	H: 1 LOB: 2 BB: 1 P: 22	R: 1 E: 0 K: 0 S: 9	H: 2 LOB: 2 BB: 1 P: 17	R: 1 E: 0 K: 2 S: 9	H: 1 LOB: 0 BB: 0 P: 10	R: 0 E: 0 K: 1 S: 11	H: 1 LOB: 1 BB: 0 P: 18	R: 3 E: 0 K: 0 S: 16	H: 4 LOB: 1 BB: 0 P: 21	R: 0 E: 0 K: 0 S: 15	H: 1 LOB: 2 BB: 1 P: 26	R: 0 E: 0 K: 2 S: 10	H: 0 LOB: 1 BB: 0 P: 12	R: 0 E: 0 K: 1 S: 12	H: 1 LOB: 1 BB: 0 P: 17	1B: 9 2B: 1 3B: 0 HR: 2	SF: 1 SAC: 0 DP: 0 HBP: 1	WP: 0 PB: 0 SB: 0 CS: 0	PA: 43											
PITCHER	IP WLS BF H R ER SO BB IBB HBP BLK WP HR S P ERA WHIP																																
Jorge Sosa, R (1,1) ERA: 6.52	5.2	28	9	5	5	5	2	0	0	0	0	0	2	65	95	7.94	1.941																
Ken Ray, R (6,1) ERA: 1.59	1.1	7	2	0	0	0	1	0	0	0	0	0	0	19	31	0.00	2.250																
Oscar Villarreal, R (8,1) ERA: 1.65	1.0	4	0	0	0	2	0	0	1	0	0	0	0	10	12	0.00	0.000																
Chris Reitsma, R (9,1) ERA: 6.91	1.0	W	4	1	0	0	1	0	0	0	0	0	0	12	17	0.00	1.000																

Batter	1	2	3	4	5	6	7	8	9	AB	R	H	RBI	BB	SO	LOB	BOTTOM																
Marcus Giles, R (1,4) OBP: 0.327, SLG: 0.341	3-1 G6-3		0-0 10 G6-4-3 11 S 1B			3-2 F8		1-1 10 S 2B		5	1	3	0	0	0	1	Washington Nationals @ Atlanta Braves Turner Field, Atlanta, GA Sat May 13 2006, 7:05 PM EDT Att: 37,040 - Partly Cloudy - 72 F																
11 Edgar Renteria, R (1,6) OBP: 0.413, SLG: 0.469	0-1 10 F9 10 S 1B		4-1 10 G6-4-3 1B			0-1 L8		4-2 10 BB		3	2	1	0	2	0	3																	
10 Chipper Jones, S (1,5) OBP: 0.417, SLG: 0.448	0-2 F9		0-0 G6-4-3			2-1 P6		4-1 1-2 2-3 BB		4	1	1	0	1	0	4																	
Andruw Jones, R (1,8) OBP: 0.353, SLG: 0.534	3-1 7 2B 1B		1-2 K			0-0 7 G4-3 1B		2-2 F8		5	1	2	1	0	2	7																	
7 Jeff Francoeur, R (1,9) OBP: 0.263, SLG: 0.441	1-1 1-H 2B					0-1 G4-3		0-0 F9		5	1	2	5	0	0	1																	
Brian Jordan, R (1,3) Adam LaRoche, L (8,PH) OBP: 0.327, SLG: 0.511 OBP: 0.336, SLG: 0.464	1-1 G5-3					1-1 P4		0-1 K		3	0	0	0	0	1	2																	
23 Matt Diaz, R (1,7) OBP: 0.320, SLG: 0.447		0-3 K		0-1 L9		0-0 G6-3		1-2 G4-3		4	0	0	0	0	1	2																	
Todd Pratt, R (1,2) OBP: 0.313, SLG: 0.357		2-3 K				2-1 HR		0-1 G3		2	1	1	1	0	1	0																	
4 Pete Orr, L (7,PH) OBP: 0.217, SLG: 0.289										1	0	0	0	0	0	0																	
16 Brian McCann, L (8,2) OBP: 0.402, SLG: 0.566										1	1	1	1	0	0	0																	
Jorge Sosa, R (1,1) ERA: 2.86 Ken Ray, R (6,1) ERA: 1.59 Wilson Betemit, S (7,PH) Oscar Villarreal, R (8,1) Chris Reitsma, R (9,1) Ryan Langerhans, L (9,PH) OBP: 0.301, SLG: 0.462		1-3 K				4-2 HR		2-2 G6-3		1	0	0	0	1	1	0																	
Inning Stats	R: 2 E: 0 K: 0 S: 13	H: 3 LOB: 1 BB: 0 P: 21	R: 0 E: 0 K: 3 S: 10	H: 0 LOB: 0 BB: 0 P: 13	R: 0 E: 0 K: 1 S: 6	H: 1 LOB: 1 BB: 1 P: 11	R: 0 E: 0 K: 0 S: 9	H: 0 LOB: 0 BB: 0 P: 13	R: 1 E: 0 K: 0 S: 12	H: 1 LOB: 1 BB: 1 P: 23	R: 0 E: 0 K: 1 S: 7	H: 1 LOB: 3 BB: 2 P: 7	R: 0 E: 0 K: 0 S: 13	H: 1 LOB: 0 BB: 0 P: 26	R: 0 E: 0 K: 0 S: 7	H: 1 LOB: 0 BB: 0 P: 8	R: 5 E: 0 K: 1 S: 11	H: 5 LOB: 0 BB: 0 P: 15	1B: 8 2B: 2 3B: 0 HR: 3	SF: 0 SAC: 0 DP: 2 HBP: 0	WP: 0 PB: 0 SB: 3 CS: 0	PA: 41											
PITCHER	IP WLS BF H R ER SO BB IBB HBP BLK WP HR S P ERA WHIP																																
48 Michael O'Connor, L (1,1) ERA: 2.86	5.0	22	6	3	3	4	2	0	0	0	0	0	1	51	82	5.40	1.600																
Jon Rauch, R (6,1) ERA: 1.59	1.2	H	7	1	0	0	1	1	0	0	0	0	0	15	22	0.00	1.200																
Mike Stanton, L (7,1) ERA: 3.71	0.0	L	1	0	0	0	0	1	0	0	0	0	0	1	5	*	*																
Gary Majewski, R (7,1) ERA: 3.86	1.1	H	4	1	0	0	0	0	0	0	0	0	0	10	13	0.00	0.750																
32 Chad Cordero, R (9,1) ERA: 4.56	0.2	L	7	5	5	5	1	0	0	0	0	2	11	15	67.50	7.500																	



Batter	1	2	3	4	5	6	7	8	9	AB	R	H	RBI	BB	SO	LOB	TOP			
Alfonso Soriano, R OBP: 0.327, SLG: 0.544	G5-3		HR		F8	24 1B		24 FC6-4 1B		5	2	3	3	0	0	0	Washington Nationals @ Atlanta Braves Turner Field, Atlanta, GA Sun May 14 2006, 1:05 PM EDT Att: 31,062 - Partly Cloudy - 69 F			
Jose Vidro, S OBP: 0.414, SLG: 0.441	G1-3		F8		24 E 2B	24 1B BB		K		4	1	1	0	1	1	1				
24 Nick Johnson, L OBP: 0.423, SLG: 0.589			G5-3		E3	2B 1B		FC6-4 FC5-4		4	1	1	1	1	0	2				
Jose Guillen, R OBP: 0.270, SLG: 0.406			G1-3		1B	1B		FC6-4		5	1	1	1	0	1	4				
Ryan Church, L OBP: 0.391, SLG: 0.554			K		L7	11 1B		K		5	1	1	2	0	2	2				
11 Ryan Zimmerman, R OBP: 0.338, SLG: 0.441			G5-3 1B		G6-3	CS 1B		G4-3		5	0	2	1	0	1	0				
Wiki Gonzalez, R OBP: 0.444, SLG: 0.444			G5-3 1B		FC6-4 1B	CS		F9		5	1	3	0	0	0	0				
Royce Clayton, R OBP: 0.304, SLG: 0.339			G5-3		FC6-4					4	1	2	0	0	0	3				
Tony Armas, R OBP: 0.067, SLG: 0.067			G1-3		G4-3			G1-3		4	0	0	0	0	1	5				
Gary Majewski, R Felix Rodriguez, R										0	0	0	0	0	0	0				
Inning Stats	R: 0 E: 0 K: 1 S: 10	H: 0 LOB: 1 BB: 1 P: 17	R: 0 E: 0 K: 1 S: 14	H: 2 LOB: 2 BB: 0 P: 18	R: 1 E: 0 K: 0 S: 10	H: 1 LOB: 0 BB: 0 P: 16	R: 0 E: 0 K: 0 S: 12	H: 1 LOB: 1 BB: 0 P: 18	R: 4 E: 1 K: 2 S: 18	H: 4 LOB: 0 BB: 1 P: 25	R: 3 E: 0 K: 0 S: 20	H: 4 LOB: 2 BB: 1 P: 30	R: 0 E: 0 K: 0 S: 11	H: 1 LOB: 1 BB: 0 P: 17	R: 0 E: 0 K: 1 S: 12	H: 0 LOB: 0 BB: 0 P: 12	1B: 10 2B: 2 3B: 1 HR: 1	SF: 0 SAC: 0 DP: 0 HBP: 0	WP: 0 PB: 0 SB: 1 CS: 1	PA: 44
PITCHER	IP WLS BF H R ER SO	IP WLS BF H R ER SO	IP WLS BF H R ER SO	IP WLS BF H R ER SO	IP WLS BF H R ER SO	IP WLS BF H R ER SO	IP WLS BF H R ER SO	IP WLS BF H R ER SO	IP WLS BF H R ER SO	IP WLS BF H R ER SO	IP WLS BF H R ER SO	IP WLS BF H R ER SO	IP WLS BF H R ER SO	IP WLS BF H R ER SO	IP WLS BF H R ER SO	IP WLS BF H R ER SO	ERA WHIP	ERA WHIP	ERA WHIP	
John Thomson, R ERA: 1.87	5.0	L	24	8	5	1	2	1	0	0	0	0	0	0	0	0	0	1.80	1.800	
58 Peter Moylan, R ERA: 5.53	0.1	5	3	3	3	1	1	0	0	0	0	0	0	0	0	0	0	81.00	12.000	
49 Macay McBride, L ERA: 4.26	1.2	7	2	0	0	1	1	0	0	0	0	0	0	0	0	0	0	0.00	1.200	
Mike Remlinger, L ERA: 3.97	1.0	4	1	0	0	1	1	0	0	0	0	0	0	0	0	0	0	0.00	1.000	
54 Chad Paronto, R ERA: 3.0	1.0	3	0	0	0	1	1	0	0	0	0	0	0	0	0	0	0	0.00	0.000	

Batter	1	2	3	4	5	6	7	8	9	AB	R	H	RBI	BB	SO	LOB	BOTTOM					
Marcus Giles, R OBP: 0.325, SLG: 0.333	K		11 1B BB		G1-6-3			F9		3	0	0	0	1	1	1	Washington Nationals @ Atlanta Braves Turner Field, Atlanta, GA Sun May 14 2006, 1:05 PM EDT Att: 31,062 - Partly Cloudy - 69 F					
11 Edgar Renteria, R OBP: 0.408, SLG: 0.462	B1-3		1B		F7			F9		4	0	1	0	0	0	1						
54 Chad Paronto, R										0	0	0	0	0	0	0						
10 Chipper Jones, S OBP: 0.402, SLG: 0.429	K		K		P5			F8		4	0	0	0	0	2	3						
Andrew Jones, R OBP: 0.353, SLG: 0.526										2	0	0	0	1	1	0						
Mike Remlinger, L Wilson Betemit, S OBP: 0.320, SLG: 0.493										0	0	0	0	0	0	0						
16 Brian McCann, L OBP: 0.388, SLG: 0.544										1	1	1	1	0	0	0						
7 Jeff Francoeur, R OBP: 0.283, SLG: 0.436										4	0	0	0	0	1	1						
Adam LaRoche, L OBP: 0.328, SLG: 0.451										3	0	0	0	0	1	1						
Ryan Langerhans, L OBP: 0.342, SLG: 0.390										3	0	0	0	0	1	0						
John Thomson, R OBP: 0.313, SLG: 0.438										1	0	1	0	0	0	0						
4 Pete Orr, L OBP: 0.213, SLG: 0.283										1	0	0	0	0	0	0						
58 Peter Moylan, R										0	0	0	0	0	0	0						
49 Macay McBride, L										0	0	0	0	0	0	0						
23 Matt Diaz, R OBP: 0.333, SLG: 0.458										1	0	1	0	0	0	0						
Inning Stats	R: 0 E: 0 K: 2 S: 8	H: 0 LOB: 0 BB: 0 P: 13	R: 0 E: 0 K: 1 S: 11	H: 1 LOB: 0 BB: 0 P: 18	R: 0 E: 0 K: 1 S: 15	H: 2 LOB: 3 BB: 1 P: 24	R: 0 E: 0 K: 1 S: 7	H: 0 LOB: 0 BB: 0 P: 14	R: 0 E: 0 K: 0 S: 7	H: 0 LOB: 0 BB: 0 P: 10	R: 0 E: 0 K: 0 S: 11	H: 0 LOB: 0 BB: 0 P: 19	R: 0 E: 0 K: 1 S: 13	H: 0 LOB: 1 BB: 1 P: 21	R: 0 E: 0 K: 1 S: 11	H: 1 LOB: 1 BB: 0 P: 15	R: 1 E: 0 K: 0 S: 7	H: 1 LOB: 0 BB: 0 P: 12	1B: 4 2B: 0 3B: 0 HR: 1	SF: 0 SAC: 0 DP: 0 HBP: 0	WP: 0 PB: 0 SB: 0 CS: 1	PA: 34
PITCHER	IP WLS BF H R ER SO	IP WLS BF H R ER SO	IP WLS BF H R ER SO	IP WLS BF H R ER SO	IP WLS BF H R ER SO	IP WLS BF H R ER SO	IP WLS BF H R ER SO	IP WLS BF H R ER SO	IP WLS BF H R ER SO	IP WLS BF H R ER SO	IP WLS BF H R ER SO	IP WLS BF H R ER SO	IP WLS BF H R ER SO	IP WLS BF H R ER SO	IP WLS BF H R ER SO	IP WLS BF H R ER SO	ERA WHIP	ERA WHIP	ERA WHIP			
Tony Armas, R ERA: 3.02	7.0	W	25	3	0	0	6	0	0	0	0	0	0	0	0	0	0.00	0.714				
Gary Majewski, R ERA: 3.68	1.0	4	1	0	0	1	1	0	0	0	0	1	1	15	0.00	1.000						
Felix Rodriguez, R ERA: 6.33	1.0	4	1	1	1	0	0	0	0	0	1	7	12	9.00	1.000							



Batter	1	2	3	4	5	6	7	8	9	AB	R	H	RBI	BB	SO	LOB	TOP					
Alfonso Soriano, R (1, 7) OBP: 0.320, SLG: 0.531	K		K		K			F7		4	0	0	0	0	3	1	Washington Nationals @ Chicago Cubs Wrigley Field, Chicago, IL Tue May 16 2006, 7:05 PM CDT Att: 39,298 - Clear - 58 F					
Jose Vidro, S (1, 4) OBP: 0.410, SLG: 0.436	G4-3		E6			F7		24 G1-6-3 1B		4	0	1	0	0	0	0						
24 Nick Johnson, L (1, 3) OBP: 0.419, SLG: 0.579	1B		F7			G4-3		G1-6-3		4	0	1	0	0	0	3						
Jose Guillen, R (1, 9) OBP: 0.262, SLG: 0.394	K		K			P3			F7	4	0	0	0	0	2	2						
Ryan Church, L (1, 8) OBP: 0.370, SLG: 0.517		K			K			G6-3		4	0	0	0	0	3	0						
11 Ryan Zimmerman, R (1, 5) OBP: 0.335, SLG: 0.435		BB 1B			P3			P3		4	0	1	0	0	0	0						
Wiki Gonzalez, R (1, 2) OBP: 0.417, SLG: 0.417		K			G1-3			1B		3	0	1	0	0	1	1						
Royce Clayton, R (1, 6) OBP: 0.305, SLG: 0.333		FC6-4 BB			G1-3			F9		2	0	0	0	1	0	1						
Livan Hernandez, R (1, 1) OBP: 0.273, SLG: 0.545 Marlon Anderson, L (8, PH) OBP: 0.308, SLG: 0.242 Joey Eischen, L (8, 1)	FC6-4				F9			1B BB		2	0	0	0	0	0	2						
										0	0	0	0	1	0	0						
										0	0	0	0	0	0	0						
Inning Stats	R: 0 E: 0 K: 2 S: 13	H: 1 LOB: 1 BB: 0 P: 21	R: 0 E: 0 K: 2 S: 13	H: 1 LOB: 2 BB: 1 P: 18	R: 0 E: 1 K: 2 S: 10	H: 0 LOB: 0 BB: 0 P: 14	R: 0 E: 0 K: 1 S: 9	H: 0 LOB: 0 BB: 0 P: 16	R: 0 E: 0 K: 1 S: 5	H: 0 LOB: 0 BB: 0 P: 6	R: 0 E: 0 K: 0 S: 7	H: 1 LOB: 1 BB: 0 P: 12	R: 0 E: 0 K: 0 S: 7	H: 1 LOB: 1 BB: 0 P: 13	R: 0 E: 0 K: 1 S: 10	H: 1 LOB: 1 BB: 0 P: 22	R: 0 E: 0 K: 1 S: 7	H: 0 LOB: 0 BB: 0 P: 9	1B: 4 2B: 0 3B: 0 HR: 0	SF: 0 SAC: 0 DP: 1 HBP: 0	WP: 0 PB: 0 SB: 0 CS: 0	PA: 33
PITCHER	IP	WLS	BF	H	R	ER	SO	BB	IBB	HBP	BLK	WP	HR	S	P	ERA	WHIP					
38 Carlos Zambrano, R (1, 1) ERA: 3.34	8.0	W	30	4	0	0	8	2	0	0	0	0	0	74	122	0.00	0.750					
46 Ryan Dempster, R (9, 1) ERA: 2.84	1.0		3	0	0	0	1	0	0	0	0	0	0	7	9	0.00	0.000					

AB	31
R	0
H	4
RBI	0
BB	2
SO	9
LOB	10




Batter	1	2	3	4	5	6	7	8	9	AB	R	H	RBI	BB	SO	LOB	BOTTOM					
Juan Pierre, L (1, 8) OBP: 0.273, SLG: 0.295	B5-3		E7 1B		19 SH 1B	P2		L7		5	1	2	0	0	0	3	Washington Nationals @ Chicago Cubs Wrigley Field, Chicago, IL Tue May 16 2006, 7:05 PM CDT Att: 39,298 - Clear - 58 F					
19 Matt Murton, R (1, 7) OBP: 0.358, SLG: 0.373	G6-3		G5-3		SH 1B 2B		K		3	1	0	0	0	1	1							
Todd Walker, L (1, 4) OBP: 0.368, SLG: 0.412	L4			16 FC6-4 2B	1-3 2-H 3-H	1-3 2B	FC6-4 BB		3	1	2	2	1	0	0							
Michael Barrett, R (1, 2) OBP: 0.357, SLG: 0.520		G3 2B		16 FC6-4 1B	L1-3	1-1	FC6-4		4	0	2	0	0	0	3							
16 Aramis Ramirez, R (1, 5) OBP: 0.295, SLG: 0.415		P4		FC6-4 BB 1B	1-1	FC6-4 1B	2B	P2	4	0	1	2	0	0	3							
Jacque Jones, L (1, 9) OBP: 0.301, SLG: 0.472		G3		5 L7-4 BB 1B	L3			F9	4	0	1	0	0	0	2							
John Mabry, L (1, 3) OBP: 0.269, SLG: 0.271		G4-3		BB		G3		1B BB	2	0	0	0	2	0	1							
5 Ronny Cedeno, R (1, 6) OBP: 0.307, SLG: 0.393			G5-3		L7-4		38 FC2-6 BB	K	3	0	0	0	1	1	4							
38 Carlos Zambrano, S (1, 1) OBP: 0.056, SLG: 0.056 Jerry Hairston, R (8, PH) OBP: 0.323, SLG: 0.328 46 Ryan Dempster, R (9, 1)			P5		19 SH 1B	FC2-6		1B	3	1	0	0	0	0	1							
										1	0	1	0	0	0	0						
										0	0	0	0	0	0	0						
Inning Stats	R: 0 E: 0 K: 0 S: 5	H: 0 LOB: 0 BB: 0 P: 5	R: 0 E: 0 K: 0 S: 7	H: 1 LOB: 1 BB: 0 P: 13	R: 0 E: 1 K: 0 S: 10	H: 1 LOB: 1 BB: 0 P: 12	R: 1 E: 0 K: 0 S: 16	H: 3 LOB: 2 BB: 1 P: 25	R: 3 E: 1 K: 0 S: 12	H: 3 LOB: 1 BB: 0 P: 16	R: 0 E: 0 K: 0 S: 7	H: 0 LOB: 1 BB: 1 P: 13	R: 0 E: 0 K: 1 S: 15	H: 0 LOB: 1 BB: 1 P: 25	R: 0 E: 0 K: 1 S: 12	H: 1 LOB: 2 BB: 1 P: 22	R: 0 E: 0 K: 1 S: 12	H: 1 LOB: 2 BB: 1 P: 22	1B: 6 2B: 5 3B: 0 HR: 0	SF: 0 SAC: 1 DP: 2 HBP: 0	WP: 0 PB: 0 SB: 0 CS: 0	PA: 37
PITCHER	IP	WLS	BF	H	R	ER	SO	BB	IBB	HBP	BLK	WP	HR	S	P	ERA	WHIP					
Livan Hernandez, R (1, 1) ERA: 6.04	7.0	L	32	8	4	2	1	3	0	0	0	0	0	72	109	2.57	1.571					
Joey Eischen, L (8, 1) ERA: 9.53	1.0		5	1	0	0	1	1	0	0	0	0	0	12	22	0.00	2.000					


AB	32
R	4
H	9
RBI	4
BB	4
SO	2
LOB	18



Batter	1	2	3	4	5	6	7	8	9	AB	R	H	RBI	BB	SO	LOB	TOP									
Alfonso Soriano, R OBP: 0.318, SLG: 0.524 (1, 7)	G4-3			L8		S		G3-1		4	0	1	0	0	0	0	Washington Nationals @ Chicago Cubs Wrigley Field, Chicago, IL Wed May 17 2006, 7:05 PM CDT Att: 39,757 - Cloudy - 52 F									
Marlon Byrd, R OBP: 0.283, SLG: 0.356 (1, 8)	F8			FC4-6 BB		K		K		3	0	0	0	1	2	1										
Jose Vidro, S OBP: 0.400, SLG: 0.424 (1, 4)	L6			FC4-6 1-2		K		K		4	0	0	0	0	2	2										
24 Nick Johnson, L OBP: 0.415, SLG: 0.568 (1, 3)		G4-3		G3-1						3	0	0	0	1	1	1										
Jose Guillen, R OBP: 0.260, SLG: 0.391 Marlon Anderson, L OBP: 0.286, SLG: 0.222 (1, 9) (4, 9)		G5-3			B1-3			K		1	0	0	0	0	0	0										
11 Ryan Zimmerman, R OBP: 0.335, SLG: 0.430 (1, 5)										3	0	0	0	0	2	2										
11 Ryan Zimmerman, R OBP: 0.335, SLG: 0.430 (1, 5)										2	0	0	0	1	1	0										
Wiki Gonzalez, R OBP: 0.333, SLG: 0.333 (1, 2)										3	0	0	0	0	1	1										
Damian Jackson, R OBP: 0.258, SLG: 0.379 Felix Rodriguez, R (7, 1) Mike Stanton, L (8, 1)										2	0	0	0	1	0	0										
Zach Day, R (1, 1) 13 Robert Fick, L (5, PH) Jon Rauch, R (5, 1) Royce Clayton, R OBP: 0.303, SLG: 0.331 (7, 6)										0	0	0	0	0	0	0										
										0	0	0	0	0	0	0										
										1	0	0	0	0	0	0										
										1	0	0	0	0	1	2										
										0	0	0	0	0	0	0										
										1	0	0	0	0	0	0										
Inning Stats	R: 0 E: 0 K: 0 S: 5	H: 0 LOB: 0 BB: 0 P: 10	R: 0 E: 0 K: 1 S: 9	H: 0 LOB: 0 BB: 0 P: 12	R: 0 E: 0 K: 0 S: 8	H: 0 LOB: 1 BB: 1 P: 13	R: 0 E: 0 K: 0 S: 9	H: 0 LOB: 2 BB: 2 P: 15	R: 0 E: 0 K: 3 S: 15	H: 1 LOB: 2 BB: 1 P: 26	R: 0 E: 0 K: 0 S: 8	H: 0 LOB: 0 BB: 0 P: 10	R: 0 E: 0 K: 1 S: 8	H: 0 LOB: 0 BB: 0 P: 11	R: 0 E: 0 K: 3 S: 10	H: 0 LOB: 0 BB: 0 P: 14	1B: 1 2B: 0 3B: 0 HR: 0	SF: 0 SAC: 0 DP: 0 HBP: 0	WP: 1 PB: 0 SB: 3 CS: 0	PA: 32						
PITCHER	IP	WLS	BF	H	R	ER	SO	BB	IBB	HBP	BLK	WP	HR	S	P	ERA	WHIP									
45 Sean Marshall, L ERA: 4.28 Bob Howry, R ERA: 2.37 Scott Williamson, R ERA: 3.5 47 Scott Eyre, L ERA: 1.8	(1, 1)	6.0	W	23	1	0	0	6	4	0	0	0	1	0	56	100	0.00	0.833								
	(7, 1)	1.0		3	0	0	0	0	0	0	0	0	0	0	8	10	0.00	0.000								
	(8, 1)	1.0		3	0	0	0	1	0	0	0	0	0	8	11	0.00	0.000									
	(9, 1)	1.0		3	0	0	0	3	0	0	0	0	0	10	14	0.00	0.000									

Batter	1	2	3	4	5	6	7	8	9	AB	R	H	RBI	BB	SO	LOB	BOTTOM									
Juan Pierre, L OBP: 0.276, SLG: 0.298 (1, 8)	G4-3 19 E			CS		F9		G6-3		5	1	2	0	0	0	2	Washington Nationals @ Chicago Cubs Wrigley Field, Chicago, IL Wed May 17 2006, 7:05 PM CDT Att: 39,757 - Cloudy - 52 F									
19 Matt Murton, R OBP: 0.355, SLG: 0.364 (1, 7)	G4-3			K		G4-3				3	0	0	0	1	1	2										
Todd Walker, L OBP: 0.379, SLG: 0.413 (1, 3)	L4			1B						2	0	1	2	2	0	1										
Michael Barrett, R OBP: 0.362, SLG: 0.515 (1, 2)	E5			BB						3	0	1	0	1	0	1										
16 Aramis Ramirez, R OBP: 0.291, SLG: 0.409 Neifi Perez, S OBP: 0.229, SLG: 0.258 (1, 5) (4, 5)	G6-3			1B						2	0	0	0	0	0	4										
										2	0	0	0	0	0	2										
Jacque Jones, L OBP: 0.308, SLG: 0.482 (1, 9)										4	1	2	0	0	0	0										
Jerry Hairston, R OBP: 0.309, SLG: 0.313 (1, 4)										3	0	0	0	0	0	1										
5 Ronny Cedeno, R OBP: 0.306, SLG: 0.388 (1, 6)										4	1	1	1	0	0	2										
45 Sean Marshall, L ERA: 4.28 Freddie Benoit, L ERA: 1.82 Bob Howry, L ERA: 2.37 Scott Williamson, R ERA: 3.5 Ryan Theriot, R 47 Scott Eyre, L (1, 1) (5, PH) (7, 1) (8, 1) (9, 1)										2	1	1	0	0	0	1										
										1	1	1	0	0	0	0										
										0	0	0	0	0	0	0										
										1	0	0	0	0	0	0										
										0	0	0	0	0	0	0										
										0	0	0	0	0	0	0										
										0	0	0	0	0	0	0										
Inning Stats	R: 1 E: 1 K: 0 S: 10	H: 1 LOB: 1 BB: 0 P: 17	R: 3 E: 0 K: 0 S: 17	H: 4 LOB: 3 BB: 2 P: 34	R: 0 E: 1 K: 0 S: 8	H: 1 LOB: 1 BB: 0 P: 15	R: 0 E: 0 K: 1 S: 11	H: 2 LOB: 2 BB: 1 P: 18	R: 0 E: 0 K: 0 S: 8	H: 0 LOB: 0 BB: 0 P: 13	R: 1 E: 0 K: 0 S: 12	H: 1 LOB: 1 BB: 1 P: 21	R: 0 E: 0 K: 0 S: 6	H: 0 LOB: 0 BB: 0 P: 9	R: 0 E: 0 K: 0 S: 8	H: 0 LOB: 0 BB: 0 P: 11	1B: 7 2B: 1 3B: 0 HR: 1	SF: 0 SAC: 1 DP: 1 HBP: 0	WP: 0 PB: 0 SB: 1 CS: 1	PA: 37						
PITCHER	IP	WLS	BF	H	R	ER	SO	BB	IBB	HBP	BLK	WP	HR	S	P	ERA	WHIP									
Zach Day, R ERA: 5.94 Jon Rauch, R ERA: 1.82 Felix Rodriguez, R ERA: 6.04 Mike Stanton, L ERA: 3.5	(1, 1)	4.0	L	23	1	1	1	0	1	0	0	0	0	1	20	34	4.50	1.000								
	(5, 1)	2.0		8	1	1	0	0	0	0	0	0	0	6	9	0.00	0.000									
	(7, 1)	1.0		3	0	0	0	0	0	0	0	0	0	6	9	0.00	0.000									
	(8, 1)	1.0		3	0	0	0	0	0	0	0	0	0	8	11	0.00	0.000									

WASHINGTON NATIONALS

AB 28
R 0
H 1
RBI 0
BB 4
SO 10
LOB 9

WASHINGTON NATIONALS @ CHICAGO CUBS

AB 32
R 5
H 9
RBI 4
BB 4
SO 1
LOB 16


Batter	1	2	3	4	5	6	7	8	9	AB	R	H	RBI	BB	SO	LOB	TOP								
Ed Rogers, R (1, 4) OBP: 0.300, SLG: 0.300										5	0	2	1	0	0	0	Baltimore Orioles @ Washington Nationals Robert F. Kennedy Memorial Stadium, Washington, DC Fri May 19 2006, 7:05 PM EDT Att: 30,315 - Partly Cloudy - 65 F								
6 Melvin Mora, R (1, 5) OBP: 0.369, SLG: 0.494										5	0	3	0	0	1	0									
10 Miguel Tejada, R (1, 6) OBP: 0.396, SLG: 0.605										4	1	1	0	0	1	3									
31 Jay Gibbons, L (1, 9) OBP: 0.306, SLG: 0.528										5	0	1	0	0	1	7									
21 Nick Markakis, L (9, 9)										0	0	0	0	0	0	0									
55 Ramon Hernandez, R (1, 2) OBP: 0.378, SLG: 0.493										5	1	2	1	0	0	5									
Jeff Conine, R (1, 7) OBP: 0.328, SLG: 0.432										3	1	1	1	2	0	2									
Kevin Millar, R (1, 3) Luis Matos, R (9, 7) OBP: 0.157, SLG: 0.265										5	0	0	0	0	1	6									
17 Corey Patterson, L (1, 8) OBP: 0.304, SLG: 0.438										4	2	2	1	1	1	2									
34 Kris Benson, R (1, 1)										4	0	0	1	0	3	6									
Inning Stats	R: 0 E: 0 K: 1 S: 12	H: 1 LOB: 1 BB: 0 P: 16	R: 0 E: 1 K: 3 S: 13	H: 0 LOB: 2 BB: 1 P: 21	R: 0 E: 0 K: 0 S: 6	H: 0 LOB: 0 BB: 0 P: 10	R: 0 E: 0 K: 1 S: 13	H: 2 LOB: 3 BB: 1 P: 22	R: 0 E: 0 K: 0 S: 7	H: 2 LOB: 2 BB: 0 P: 8	R: 2 E: 0 K: 0 S: 11	H: 1 LOB: 0 BB: 1 P: 21	R: 2 E: 0 K: 1 S: 15	H: 3 LOB: 1 BB: 0 P: 24	R: 1 E: 0 K: 2 S: 16	H: 3 LOB: 0 BB: 0 P: 23	R: 0 E: 0 K: 0 S: 7	H: 0 LOB: 0 BB: 0 P: 11	1B: 9 2B: 2 3B: 1 HR: 0	SF: 0 SAC: 0 DP: 0 HBP: 1	WP: 2 PB: 0 SB: 1 CS: 0	PA: 44			
PITCHER	IP WLS BF H R ER SO BB IBB HBP BLK WP HR S P ERA WHIP	IP WLS BF H R ER SO BB IBB HBP BLK WP HR S P ERA WHIP	IP WLS BF H R ER SO BB IBB HBP BLK WP HR S P ERA WHIP	IP WLS BF H R ER SO BB IBB HBP BLK WP HR S P ERA WHIP	IP WLS BF H R ER SO BB IBB HBP BLK WP HR S P ERA WHIP	IP WLS BF H R ER SO BB IBB HBP BLK WP HR S P ERA WHIP	IP WLS BF H R ER SO BB IBB HBP BLK WP HR S P ERA WHIP	IP WLS BF H R ER SO BB IBB HBP BLK WP HR S P ERA WHIP	IP WLS BF H R ER SO BB IBB HBP BLK WP HR S P ERA WHIP	IP WLS BF H R ER SO BB IBB HBP BLK WP HR S P ERA WHIP	IP WLS BF H R ER SO BB IBB HBP BLK WP HR S P ERA WHIP	IP WLS BF H R ER SO BB IBB HBP BLK WP HR S P ERA WHIP	IP WLS BF H R ER SO BB IBB HBP BLK WP HR S P ERA WHIP	IP WLS BF H R ER SO BB IBB HBP BLK WP HR S P ERA WHIP	IP WLS BF H R ER SO BB IBB HBP BLK WP HR S P ERA WHIP	IP WLS BF H R ER SO BB IBB HBP BLK WP HR S P ERA WHIP	IP WLS BF H R ER SO BB IBB HBP BLK WP HR S P ERA WHIP	IP WLS BF H R ER SO BB IBB HBP BLK WP HR S P ERA WHIP	IP WLS BF H R ER SO BB IBB HBP BLK WP HR S P ERA WHIP	IP WLS BF H R ER SO BB IBB HBP BLK WP HR S P ERA WHIP	IP WLS BF H R ER SO BB IBB HBP BLK WP HR S P ERA WHIP	IP WLS BF H R ER SO BB IBB HBP BLK WP HR S P ERA WHIP	IP WLS BF H R ER SO BB IBB HBP BLK WP HR S P ERA WHIP	IP WLS BF H R ER SO BB IBB HBP BLK WP HR S P ERA WHIP	IP WLS BF H R ER SO BB IBB HBP BLK WP HR S P ERA WHIP

AB	40
R	5
H	12
RBI	5
BB	3
SO	8
LOB	31




Batter	1	2	3	4	5	6	7	8	9	AB	R	H	RBI	BB	SO	LOB	BOTTOM								
Alfonso Soriano, R (1, 7) OBP: 0.315, SLG: 0.546										4	1	1	1	0	0	1	Baltimore Orioles @ Washington Nationals Robert F. Kennedy Memorial Stadium, Washington, DC Fri May 19 2006, 7:05 PM EDT Att: 30,315 - Partly Cloudy - 65 F								
Jose Vidro, S (1, 4) OBP: 0.406, SLG: 0.426										4	0	2	0	0	0	1									
24 Nick Johnson, L (1, 3) OBP: 0.418, SLG: 0.562										2	0	0	0	1	0	2									
Daryle Ward, L (1, 9) OBP: 0.371, SLG: 0.552										2	0	0	0	1	0	2									
Felix Rodriguez, R (7, 1) Joey Eischen, L (8, 1) Marlon Anderson, L (8, PH) Mike Stanton, L (9, 1)										0	0	0	0	0	0	0									
11 Ryan Zimmerman, R (1, 5) OBP: 0.331, SLG: 0.439										4	0	1	0	0	1	3									
Ryan Church, L (1, 8) OBP: 0.346, SLG: 0.477										4	0	0	0	0	1	3									
Wiki Gonzalez, R (1, 2) OBP: 0.261, SLG: 0.261										4	0	1	0	0	0	2									
Royce Clayton, R (1, 6) OBP: 0.297, SLG: 0.323										3	0	0	0	0	1	1									
48 Michael O'Connor, L (1, 1) OBP: 0.091, SLG: 0.091										2	0	0	0	0	0	0									
Marlon Byrd, R (7, 8) OBP: 0.375, SLG: 0.348										1	0	0	0	0	0	0									
Inning Stats	R: 0 E: 0 K: 0 S: 8	H: 1 LOB: 1 BB: 0 P: 12	R: 0 E: 0 K: 1 S: 8	H: 2 LOB: 0 BB: 0 P: 11	R: 0 E: 1 K: 0 S: 9	H: 0 LOB: 0 BB: 0 P: 13	R: 0 E: 0 K: 1 S: 9	H: 0 LOB: 2 BB: 1 P: 15	R: 0 E: 0 K: 0 S: 6	H: 0 LOB: 0 BB: 0 P: 8	R: 0 E: 0 K: 1 S: 8	H: 1 LOB: 1 BB: 0 P: 14	R: 0 E: 0 K: 0 S: 8	H: 0 LOB: 0 BB: 0 P: 10	R: 1 E: 0 K: 0 S: 10	H: 1 LOB: 1 BB: 1 P: 18	R: 0 E: 0 K: 0 S: 7	H: 0 LOB: 0 BB: 0 P: 9	1B: 4 2B: 0 3B: 0 HR: 1	SF: 0 SAC: 0 DP: 2 HBP: 1	WP: 0 PB: 0 SB: 0 CS: 0	PA: 34			
PITCHER	IP WLS BF H R ER SO BB IBB HBP BLK WP HR S P ERA WHIP	IP WLS BF H R ER SO BB IBB HBP BLK WP HR S P ERA WHIP	IP WLS BF H R ER SO BB IBB HBP BLK WP HR S P ERA WHIP	IP WLS BF H R ER SO BB IBB HBP BLK WP HR S P ERA WHIP	IP WLS BF H R ER SO BB IBB HBP BLK WP HR S P ERA WHIP	IP WLS BF H R ER SO BB IBB HBP BLK WP HR S P ERA WHIP	IP WLS BF H R ER SO BB IBB HBP BLK WP HR S P ERA WHIP	IP WLS BF H R ER SO BB IBB HBP BLK WP HR S P ERA WHIP	IP WLS BF H R ER SO BB IBB HBP BLK WP HR S P ERA WHIP	IP WLS BF H R ER SO BB IBB HBP BLK WP HR S P ERA WHIP	IP WLS BF H R ER SO BB IBB HBP BLK WP HR S P ERA WHIP	IP WLS BF H R ER SO BB IBB HBP BLK WP HR S P ERA WHIP	IP WLS BF H R ER SO BB IBB HBP BLK WP HR S P ERA WHIP	IP WLS BF H R ER SO BB IBB HBP BLK WP HR S P ERA WHIP	IP WLS BF H R ER SO BB IBB HBP BLK WP HR S P ERA WHIP	IP WLS BF H R ER SO BB IBB HBP BLK WP HR S P ERA WHIP	IP WLS BF H R ER SO BB IBB HBP BLK WP HR S P ERA WHIP	IP WLS BF H R ER SO BB IBB HBP BLK WP HR S P ERA WHIP	IP WLS BF H R ER SO BB IBB HBP BLK WP HR S P ERA WHIP	IP WLS BF H R ER SO BB IBB HBP BLK WP HR S P ERA WHIP	IP WLS BF H R ER SO BB IBB HBP BLK WP HR S P ERA WHIP	IP WLS BF H R ER SO BB IBB HBP BLK WP HR S P ERA WHIP	IP WLS BF H R ER SO BB IBB HBP BLK WP HR S P ERA WHIP	IP WLS BF H R ER SO BB IBB HBP BLK WP HR S P ERA WHIP	IP WLS BF H R ER SO BB IBB HBP BLK WP HR S P ERA WHIP




Batter	1	2	3	4	5	6	7	8	9	AB	R	H	RBI	BB	SO	LOB	TOP								
12 Brandon Fahey, L (1.4) OBP: 0.290, SLG: 0.305	L6		10 BB 1B	FC6-2		K			K	4	1	0	0	1	2	2	Baltimore Orioles @ Washington Nationals Robert F. Kennedy Memorial Stadium, Washington, DC Sat May 20 2006, 7:05 PM EDT Att: 32,502 - Partly Cloudy - 72 F livebaseballscorecards.com								
6 Melvin Mora, R (1.5) OBP: 0.370, SLG: 0.488	B1-3		F8	P3		1B			10 FC4-6 HBP	4	0	1	0	0	0	3									
10 Miguel Tejada, R (1.6) OBP: 0.401, SLG: 0.606	31 WP 2B		31 E 55 G6-3 1B		55 FC5-4 31 1B BB	G6-3			FC4-6	3	2	1	0	2	0	2									
31 Jay Gibbons, L (1.9) OBP: 0.309, SLG: 0.524	F9		55 G6-3 1B		55 FC5-4 1B				G4-3	5	0	2	1	0	0	2									
55 Ramon Hernandez, R (1.2) OBP: 0.369, SLG: 0.479		F9	G6-3		FC5-4 17 1B 1B				G4-3	4	0	0	1	0	0	3									
Kevin Millar, R (1.3) OBP: 0.322, SLG: 0.363	F9		G4-3		17 1B				G5-3	4	0	1	1	0	0	1									
17 Corey Patterson, L (1.8) OBP: 0.321, SLG: 0.450				SH3-4 12 FC6-2 1B		21 G4-6-3 1B			F9	4	0	3	0	0	0	0									
21 Nick Markakis, L (1.7) OBP: 0.303, SLG: 0.321				SH3-4 BB		G4-6-3			K	2	0	0	0	2	1	3									
Rodrigo Lopez, R (1.1) Julio Manon, R (6.1) 25 Kurt Birkins, L (6.1) Chris Britton, R (7.1) Luis Matos, R (8. PH) 43 Sandy Rieal, R (8.1)				SH3-4					G5-3	2	0	0	0	0	0	2									
Inning Stats	R: 0 E: 0 K: 0 S: 12	H: 1 LOB: 1 BB: 0 P: 18	R: 0 E: 0 K: 1 S: 11	H: 1 LOB: 2 BB: 1 P: 18	R: 2 E: 1 K: 0 S: 11	H: 1 LOB: 1 BB: 2 P: 24	R: 0 E: 0 K: 0 S: 13	H: 1 LOB: 2 BB: 1 P: 20	R: 1 E: 0 K: 0 S: 12	H: 3 LOB: 2 BB: 1 P: 25	R: 0 E: 0 K: 2 S: 15	H: 1 LOB: 1 BB: 0 P: 17	R: 0 E: 0 K: 0 S: 6	H: 0 LOB: 0 BB: 0 P: 7	R: 0 E: 0 K: 1 S: 8	H: 0 LOB: 1 BB: 0 P: 11	R: 0 E: 0 K: 1 S: 10	H: 0 LOB: 1 BB: 0 P: 15	1B: 7 2B: 1 3B: 0 HR: 0	SF: 0 SAC: 1 DP: 1 HBP: 1	WP: 1 PB: 0 SB: 2 CS: 0	PA: 40			
PITCHER	IP WLS BF H R ER SO BB IBB HBP BLK WP HR S P ERA WHIP																								
Tony Armas, R (1.1) ERA: 3.08	5.0		26	7	3	2	1	4	1	0	0	0	0	1	0	59	105	3.60	2.200						
Jon Rauch, R (6.1) ERA: 1.75	1.0	W	4	1	0	0	2	0	0	0	0	0	0	0	0	15	17	0.00	1.000						
Gary Majewski, R (7.1) ERA: 3.12	2.0		6	0	0	0	1	0	0	0	0	0	0	0	14	18	0.00	0.000							
32 Chad Cordero, R (9.1) ERA: 4.12	1.0		4	0	0	0	1	0	0	1	0	0	0	0	10	15	0.00	0.000							

Batter	1	2	3	4	5	6	7	8	9	AB	R	H	RBI	BB	SO	LOB	BOTTOM												
Alfonso Soriano, R (1.7) OBP: 0.323, SLG: 0.559	F8		F9		HR	SF8 BB		24 BB 1B BB		3	2	1	3	2	0	0	Baltimore Orioles @ Washington Nationals Robert F. Kennedy Memorial Stadium, Washington, DC Sat May 20 2006, 7:05 PM EDT Att: 32,502 - Partly Cloudy - 72 F livebaseballscorecards.com												
Jose Vidro, S (1.4) OBP: 0.411, SLG: 0.434			G6-3		1B	SF8		BB 24 BB 1B		4	0	3	1	0	0	0													
24 Nick Johnson, L (1.3) OBP: 0.413, SLG: 0.548	L7		G4-3		P4	F8		BB BB		4	0	0	0	1	0	4													
Daryle Ward, L (1.9) OBP: 0.342, SLG: 0.500	F9			L9		G6-3		11 G5-4-3 BB		3	0	0	0	0	0	1													
Marlon Byrd, R (7. PH) OBP: 0.377, SLG: 0.344								1-2 2-3 3-H		1	0	0	1	1	1	0													
11 Ryan Zimmerman, R (1.5) OBP: 0.339, SLG: 0.447		44 G6-3 SF8 2B		G6-3		44 1B E 1B		44 1B BB		4	2	2	0	1	0	3													
44 Alex Escobar, R (1.8) OBP: 0.500, SLG: 0.500		G6-3		P3		E 1B		SH1-4 1B		4	1	2	0	0	0	1													
Royce Clayton, R (1.6) OBP: 0.259, SLG: 0.321					P3	HBP BB 1B		SH1-4		1	0	0	0	1	0	0													
13 Robert Fick, L (5. PH) OBP: 0.313, SLG: 0.333					F8	BB HBP SF8 BB				1	1	1	1	0	0	0													
32 Chad Cordero, R (9.1) ERA: 4.12										0	0	0	0	0	0	0													
Wiki Gonzalez, R (1.2) OBP: 0.259, SLG: 0.240			SF8		F8	BB HBP SF8 BB		F7		2	1	0	1	1	0	2													
Tony Armas, R (1.1) OBP: 0.063, SLG: 0.063										1	0	0	0	0	1	1													
13 Robert Fick, L (5. PH) OBP: 0.313, SLG: 0.333										1	1	1	0	0	0	0													
Jon Rauch, R (6.1) ERA: 1.75										0	0	0	0	0	0	0													
Damian Jackson, R (6. PH) OBP: 0.297, SLG: 0.500										1	0	0	0	0	0	0													
Inning Stats	R: 0 E: 0 K: 0 S: 10	H: 1 LOB: 1 BB: 0 P: 15	R: 1 E: 0 K: 1 S: 12	H: 1 LOB: 1 BB: 1 P: 19	R: 0 E: 0 K: 0 S: 4	H: 0 LOB: 0 BB: 0 P: 5	R: 0 E: 0 K: 0 S: 6	H: 0 LOB: 0 BB: 0 P: 10	R: 2 E: 1 K: 0 S: 13	H: 3 LOB: 1 BB: 0 P: 18	R: 4 E: 1 K: 0 S: 18	H: 3 LOB: 2 BB: 2 P: 36	R: 0 E: 0 K: 1 S: 10	H: 1 LOB: 2 BB: 1 P: 19	R: 1 E: 0 K: 0 S: 7	H: 1 LOB: 2 BB: 3 P: 23	R: 1 E: 0 K: 0 S: 10	H: 1 LOB: 2 BB: 3 P: 23	1B: 8 2B: 1 3B: 0 HR: 1	SF: 2 SAC: 1 DP: 1 HBP: 1	WP: 0 PB: 0 SB: 0 CS: 0	PA: 41							
PITCHER	IP WLS BF H R ER SO BB IBB HBP BLK WP HR S P ERA WHIP																												
Rodrigo Lopez, R (1.1) ERA: 8.07	5.1	L	25	8	6	6	1	1	0	0	0	0	0	2	0	1	0	0	0	5	15	∞	∞						
Julio Manon, R (6.1) ERA: 3.39	0.0		3	0	0	0	0	2	0	1	0	0	0	0	0	3	5	13.50	0.000										
25 Kurt Birkins, L (6.1) ERA: 1.04	0.2		2	0	1	1	0	0	0	0	0	0	0	0	0	3	5	0.00	2.000										
Chris Britton, R (7.1) ERA: 3.52	1.0		5	1	0	0	1	1	0	0	0	0	0	0	10	19	0.00	2.000											
43 Sandy Rieal, R (8.1) ERA: 4.05	1.0		6	1	1	1	0	3	0	0	0	0	0	0	7	23	9.00	4.000											



Batter	1	2	3	4	5	6	7	8	9	AB	R	H	RBI	BB	SO	LOB	TOP					
12 Brandon Fahey, L (1,4) OBP: 0.284, SLG: 0.297	1-1 F9		2-0 L8		1-2 10 FC5 6 1B		0-1 F7		2-2 G6-3	5	0	1	0	0	0	1	<p>Baltimore Orioles @ Washington Nationals Robert F. Kennedy Memorial Stadium, Washington, DC Sun May 21 2006, 1:05 PM EDT Att: 32,152 - Partly Cloudy - 77 F</p> <p>livebaseballscorecards.com</p> <p>AB 32 R 1 H 6 RBI 1 BB 5 SO 4 LOB 17</p> 					
6 Melvin Mora, R (1,5) OBP: 0.397, SLG: 0.483	0-1 P3		0-3 K		0-0 31 P4 10 FC5		1-0 F9			4	0	1	0	0	1	0						
10 Miguel Tejada, R (1,6) OBP: 0.398, SLG: 0.595	4-1 31 BB		1-1 G5-3		1-2 1-2 2-3 3-2		2-2 G5-3			3	0	0	1	1	0	2						
31 Jay Gibbons, L (1,9) OBP: 0.308, SLG: 0.515	4-0 BB			1-2 F8	1-2 P4		2-1 G4-3			3	0	0	0	1	0	2						
Javy Lopez, R (1,2) OBP: 0.316, SLG: 0.407	1-2 F9			0-0 17 1B	2-0 F9		0-1 F9			4	0	1	0	0	0	4						
17 Corey Patterson, L (1,8) OBP: 0.327, SLG: 0.452		0-2 P5		0-0 1B	2-1 E3		0-2 G4-3			4	0	2	0	0	0	0						
Jeff Conine, R (1,3) OBP: 0.319, SLG: 0.418		1-3 K		2-3 K	3-3 K		1-2 F9			4	0	0	0	0	3	3						
21 Nick Markakis, L (1,7) OBP: 0.309, SLG: 0.315		4-2 1B BB		1-0 F8	2-2 F8		4-2 BB			2	0	0	0	2	0	3						
Bruce Chen, L (1,1) Luis Matos, R (5, PH) Chris Britton, R (5, PH) Kevin Millar, R (6, PH) Todd Williams, R (6, PH) LaTroy Hawkins, R (8, PH) 55 Ramon Hernandez, R (9, PH)	1-2 1B		1-2 1B		4-2 6 1B 10 FC5 12 1B BB		3-2 G6-3		0-0 F9	1	0	1	0	0	0	0						
Inning Stats	R: 0 E: 0 K: 0 S: 10	H: 0 LOB: 2 BB: 2 P: 20	R: 0 E: 0 K: 1 S: 12	H: 1 LOB: 2 BB: 1 P: 18	R: 0 E: 0 K: 1 S: 6	H: 0 LOB: 0 BB: 0 P: 9	R: 0 E: 0 K: 1 S: 9	H: 2 LOB: 0 BB: 0 P: 13	R: 1 E: 0 K: 0 S: 17	H: 2 LOB: 2 BB: 1 P: 28	R: 0 E: 1 K: 1 S: 13	H: 1 LOB: 1 BB: 0 P: 23	R: 0 E: 0 K: 0 S: 6	H: 0 LOB: 0 BB: 0 P: 9	R: 0 E: 0 K: 0 S: 7	H: 0 LOB: 0 BB: 0 P: 9		R: 0 E: 0 K: 0 S: 11	H: 0 LOB: 1 BB: 1 P: 18	1B: 6 2B: 0 3B: 0 HR: 0	SF: 0 SAC: 0 DP: 0 HBP: 0	WP: 0 PB: 0 SB: 0 CS: 0
PITCHER	IP WLS BF H R ER SO BB IBB HBP BLK WP HR S P ERA WHIP	7.0 W 30 6 1 1 4 4 0 0 0 0 0 0 73 120 1.29 1.429	1.0 H 3 0 0 0 0 0 0 0 0 0 0 0 7 9 0.00 0.000	1.0 S 4 0 0 0 0 1 0 0 0 0 0 0 11 18 0.00 1.000	PITCHER										IP WLS BF H R ER SO BB IBB HBP BLK WP HR S P ERA WHIP							

Batter	1	2	3	4	5	6	7	8	9	AB	R	H	RBI	BB	SO	LOB	BOTTOM					
Alfonso Soriano, R (1,7) OBP: 0.337, SLG: 0.564	2-1 S 1B		0-1 CS 1B		4-0 IBB		4-0 24 G3-6-1 IBB			2	1	2	0	2	0	0	<p>Baltimore Orioles @ Washington Nationals Robert F. Kennedy Memorial Stadium, Washington, DC Sun May 21 2006, 1:05 PM EDT Att: 32,152 - Partly Cloudy - 77 F</p> <p>livebaseballscorecards.com</p> <p>AB 30 R 3 H 11 RBI 3 BB 3 SO 5 LOB 14</p> 					
Royce Clayton, R (1,6) OBP: 0.300, SLG: 0.321	3-2 S 1B		1-1 G6-3		3-2 F9		0-0 G3-6-1			3	0	1	1	0	0	3						
24 Nick Johnson, L (6, PH) OBP: 0.411, SLG: 0.544	1-1 11 PB S 1B		1-2 1B		1-2 F9		1-2 1B			1	0	0	0	0	0	3						
Jose Vidro, S (1,4) OBP: 0.413, SLG: 0.442	2-2 K		0-0 1B		1-0 F8		2-0 SH2-4 2B			4	0	2	0	0	1	1						
Matthew LeCroy, R (1,3) OBP: 0.288, SLG: 0.438	1-3 K		1-2 F8		1-3 K		1-1 SH2-4			3	0	0	0	0	2	2						
Damian Jackson, R (7,6) OBP: 0.297, SLG: 0.590	1-2 K		1-2 F8		1-3 K		2-3 SH2-4			0	0	0	0	0	0	0						
11 Ryan Zimmerman, R (1,5) OBP: 0.342, SLG: 0.445	4-2 BB		2-0 L7		1-2 1B		1-1 G4-3			3	0	1	0	1	0	1						
44 Alex Escobar, R (1,8) OBP: 0.375, SLG: 0.375	1-3 K		1-2 1B		1-2 1B		0-1 P4			4	1	1	0	0	1	4						
Marlon Byrd, R (1,9) OBP: 0.381, SLG: 0.351		0-2 K		1-2 1B		1-2 1B		2-1 F9		4	1	2	0	0	1	0						
Wiki Gonzalez, R (1,2) OBP: 0.290, SLG: 0.276		0-1 G6-3		2-0 SH3-4 1B		2-1 SH3-4 1B		0-1 G4-3		4	0	2	1	0	0	0						
Livan Hernandez, R (1,1) OBP: 0.281, SLG: 0.522		1-2 G6-3		1-2 SH3-4 1B		0-0 SH3-4		0-2 F8		1	0	0	1	0	0	0						
Daryle Ward, L (6, PH) OBP: 0.333, SLG: 0.485				1-2 SH3-4						0	0	0	0	0	0	0						
32 Chad Cordero, R (9,1)				1-2 SH3-4						0	0	0	0	0	0	0						
Inning Stats	R: 1 E: 0 K: 3 S: 20	H: 2 LOB: 2 BB: 1 P: 33	R: 0 E: 0 K: 1 S: 11	H: 0 LOB: 0 BB: 0 P: 12	R: 0 E: 0 K: 0 S: 10	H: 2 LOB: 1 BB: 0 P: 11	R: 2 E: 0 K: 0 S: 16	H: 3 LOB: 2 BB: 1 P: 29	R: 0 E: 0 K: 1 S: 11	H: 1 LOB: 1 BB: 0 P: 14	R: 0 E: 0 K: 0 S: 8	H: 2 LOB: 2 BB: 1 P: 15	R: 0 E: 0 K: 0 S: 7	H: 1 LOB: 1 BB: 0 P: 11	R: 0 E: 0 K: 0 S: 7	H: 0 LOB: 0 BB: 0 P: 9	R: 0 E: 0 K: 0 S: 7	H: 0 LOB: 0 BB: 0 P: 9	1B: 10 2B: 1 3B: 0 HR: 0	SF: 0 SAC: 3 DP: 1 HBP: 0	WP: 0 PB: 1 SB: 3 CS: 1	PA: 36
PITCHER	IP WLS BF H R ER SO BB IBB HBP BLK WP HR S P ERA WHIP	4.0 L 20 7 3 3 4 1 0 0 0 0 0 0 11 14 0.00 1.000	1.0 4 1 0 0 1 0 0 0 0 0 0 0 0 15 26 0.00 1.500	2.0 9 3 0 0 0 0 0 1 0 0 0 0 0 15 26 0.00 1.500	1.0 3 0 0 0 0 0 0 0 0 0 0 0 0 7 9 0.00 0.000	PITCHER										IP WLS BF H R ER SO BB IBB HBP BLK WP HR S P ERA WHIP						

Batter	1	2	3	4	5	6	7	8	9	AB	R	H	RBI	BB	SO	LOB	TOP					
Willy Taveras, R (1.8) OBP: 0.332, SLG: 0.331										5	4	3	0	1	1	3						
Craig Biggio, R (1.4) OBP: 0.362, SLG: 0.488										5	2	4	3	1	0	1						
17 Lance Berkman, S (1.3) OBP: 0.374, SLG: 0.626										5	1	1	3	0	2	4						
Morgan Ensberg, R (1.5) OBP: 0.409, SLG: 0.620										3	1	0	0	3	0	2						
Eric Munson, L (1.2) OBP: 0.378, SLG: 0.421										5	0	3	2	0	0	2						
Preston Wilson, R (1.7) OBP: 0.282, SLG: 0.378										6	0	1	1	0	2	5						
16 Jason Lane, R (1.9) OBP: 0.343, SLG: 0.423										3	0	1	0	2	1	0						
28 Adam Everett, R (1.6) OBP: 0.271, SLG: 0.329										5	0	0	0	0	1	7						
51 Wandy Rodriguez, S (1.1) 2 Chris Burke, R (7.0) Dave Borkowski, R (7.1) 4 Eric Bruntlett, R (8.0) Trever Miller, R (8.1) Dan Wheeler, R (9.1)										2	1	0	0	1	2	3						
Inning Stats	R: 3 E: 0 K: 0 S: 12	H: 2 LOB: 0 BB: 1 P: 26	R: 0 E: 0 K: 2 S: 8	H: 0 LOB: 0 BB: 0 P: 11	R: 1 E: 0 K: 1 S: 16	H: 1 LOB: 2 BB: 1 P: 30	R: 2 E: 0 K: 0 S: 12	H: 2 LOB: 1 BB: 2 P: 21	R: 0 E: 0 K: 3 S: 16	H: 1 LOB: 3 BB: 2 P: 26	R: 2 E: 0 K: 0 S: 15	H: 3 LOB: 3 BB: 2 P: 26	R: 1 E: 0 K: 1 S: 11	H: 1 LOB: 2 BB: 1 P: 23	R: 0 E: 0 K: 1 S: 12	H: 1 LOB: 2 BB: 0 P: 24	R: 1 E: 0 K: 1 S: 9	H: 2 LOB: 1 BB: 0 P: 15	1B: 9 2B: 3 3B: 0 HR: 1	SF: 1 SAC: 0 DP: 0 HBP: 2	WP: 1 PB: 1 CS: 1	PA: 51
PITCHER	IP WLS BF H R ER SO BB IBB HBP BLK WP HR S P ERA WHIP																					
Zach Day, R (1.1) ERA: 6.75	3.2 L 19 4 6 6 3 3 0 1 0 1 1 44 81 14.73 1.909																					
Jon Rauch, R (4.1) ERA: 1.57	1.1 8 2 0 0 3 2 0 0 0 0 0 20 33 0.00 3.000																					
Mike Stanton, L (6.1) ERA: 3.74	1.0 8 3 2 2 0 1 1 0 1 0 0 15 26 18.00 4.000																					
Joey Eischen, L (7.1) ERA: 7.71	2.0 11 2 1 0 2 1 1 1 0 0 0 23 47 0.00 1.500																					
Gary Majewski, R (9.1) ERA: 3.33	1.0 5 2 1 1 1 0 0 0 0 0 0 9 15 9.00 2.000																					

Houston Astros @ Washington Nationals
 Robert F. Kennedy Memorial Stadium, Washington, DC
 Mon May 22 2006, 7:05 PM EDT
 Att: 18,803 - Clear - 62 F

AB	39
R	10
H	13
RBI	9
BB	9
SO	9
LOB	27

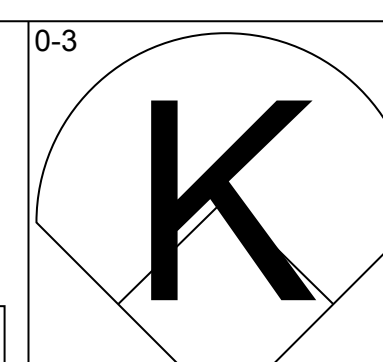
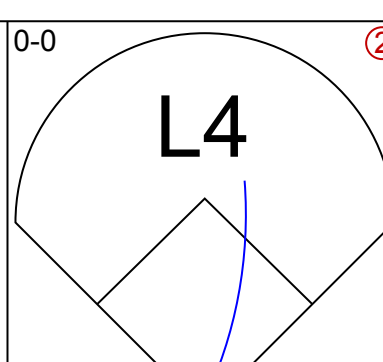
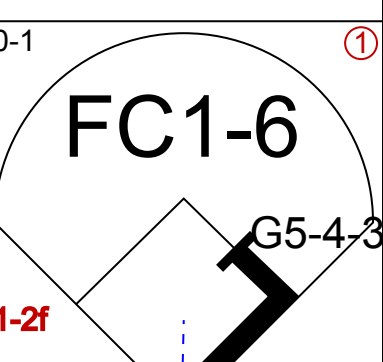
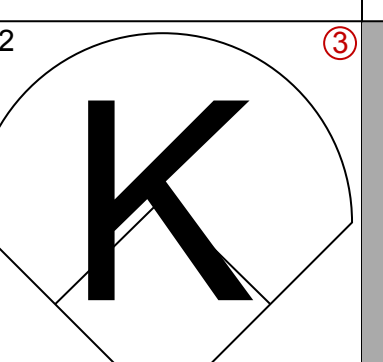
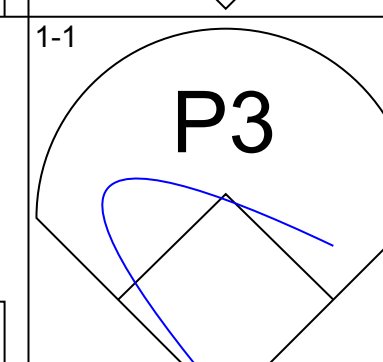
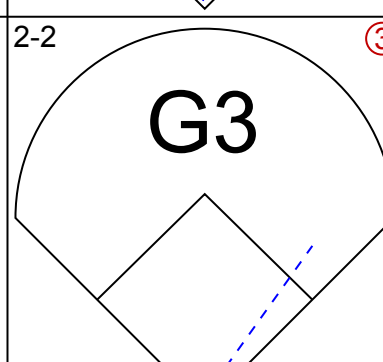
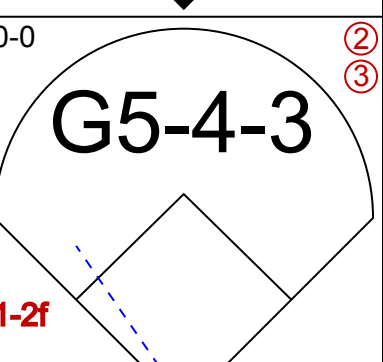
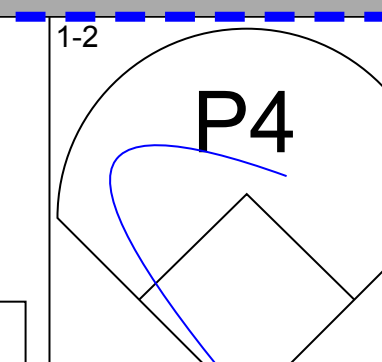
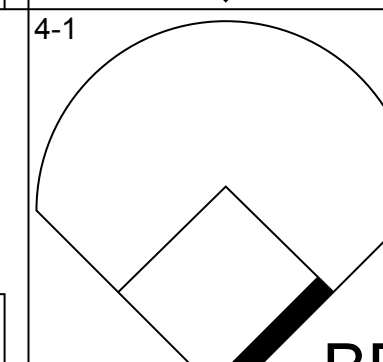
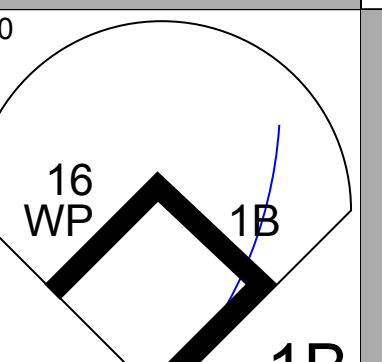
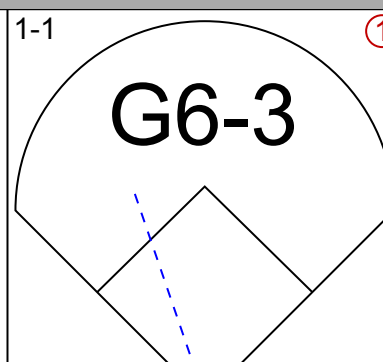
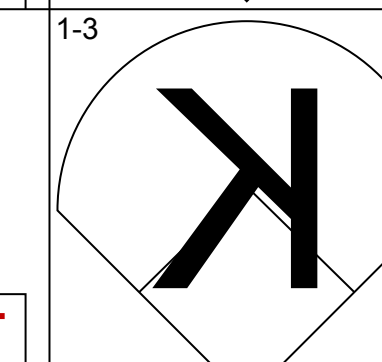
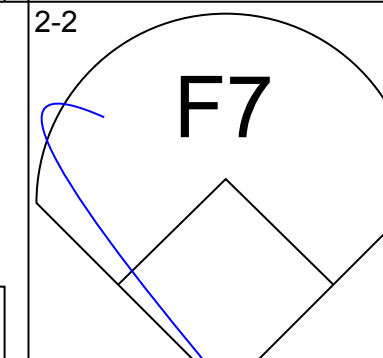
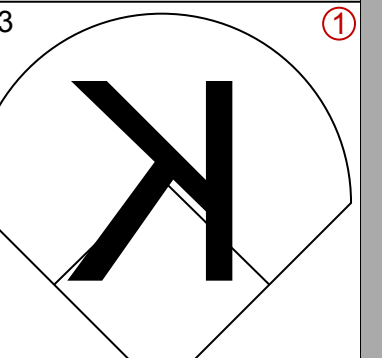
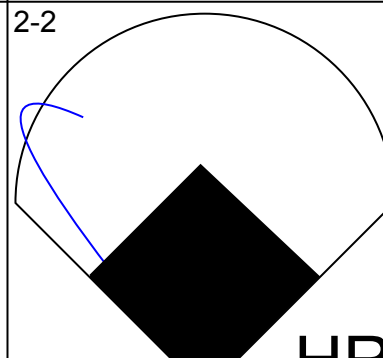
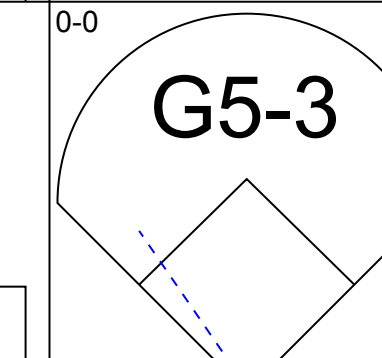
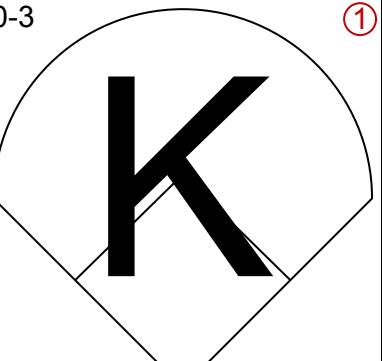
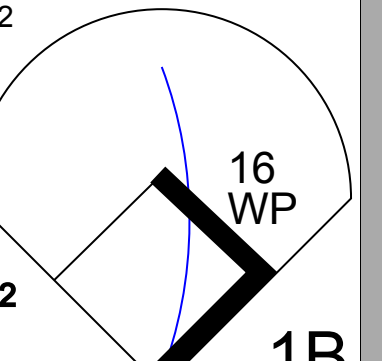
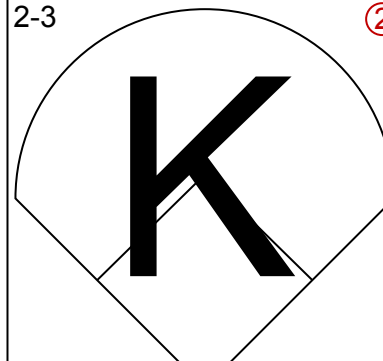
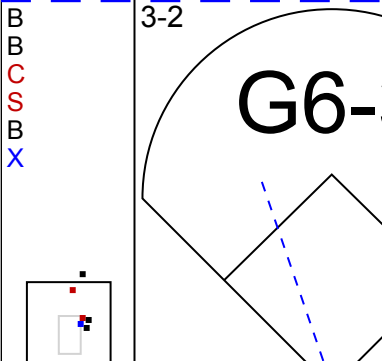
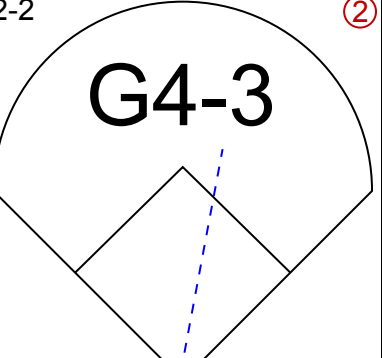
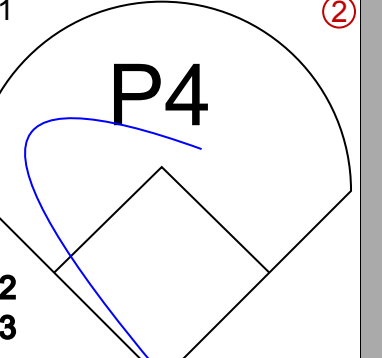
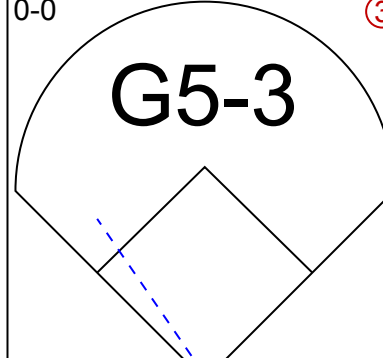
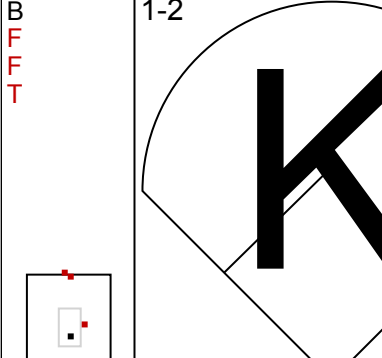
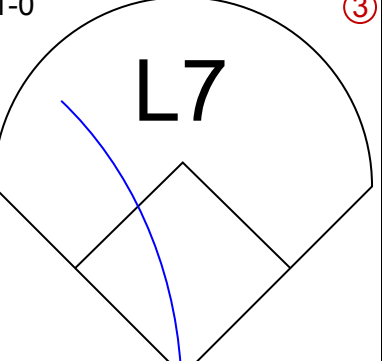
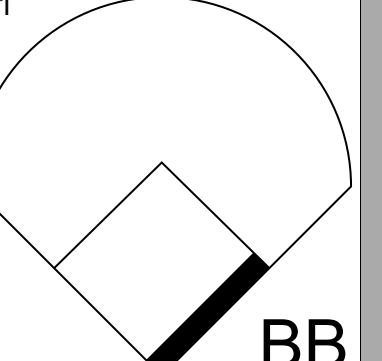
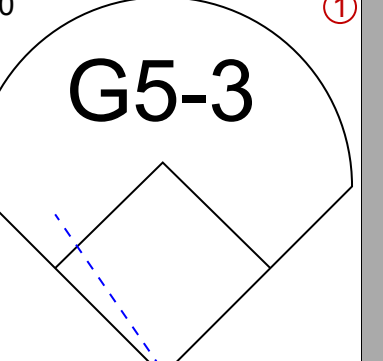
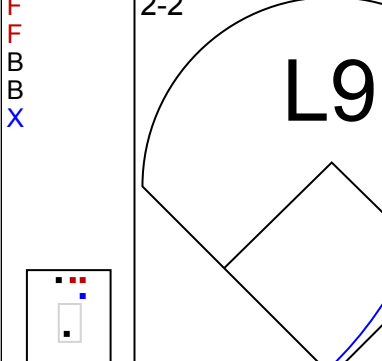
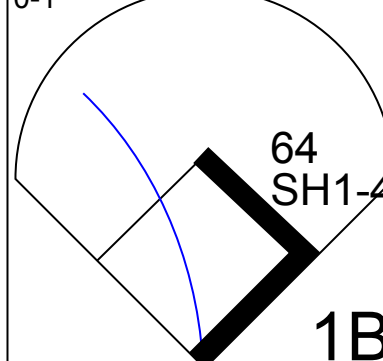
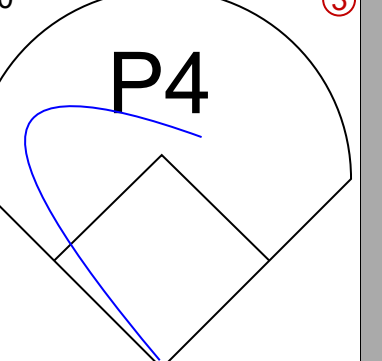
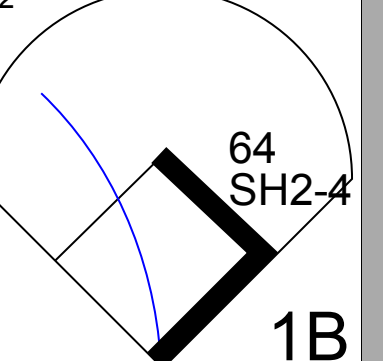
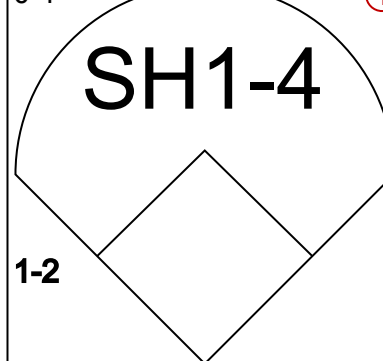
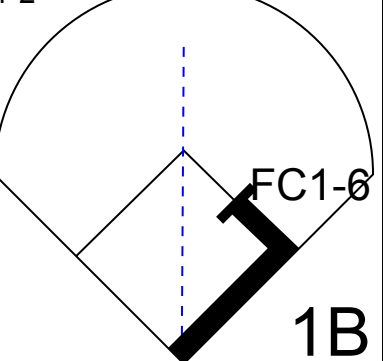
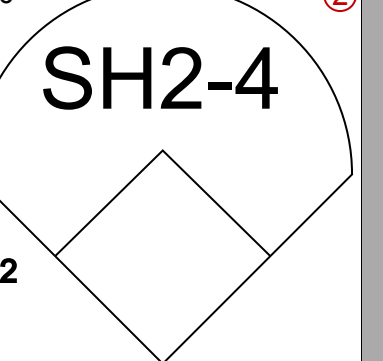


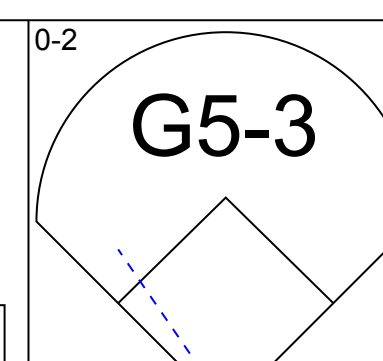
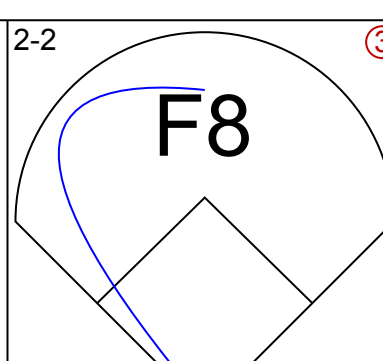
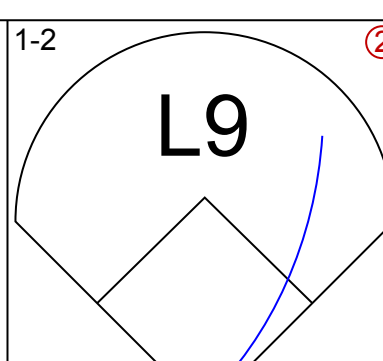
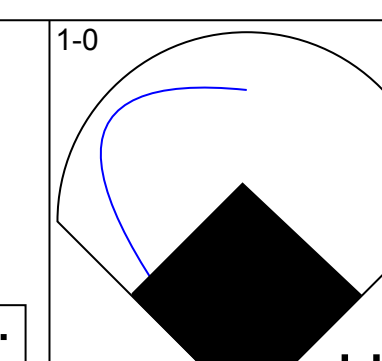
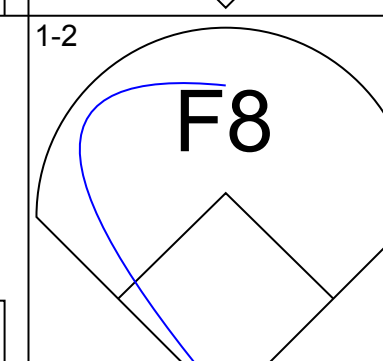
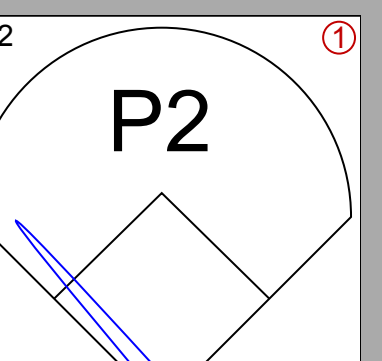
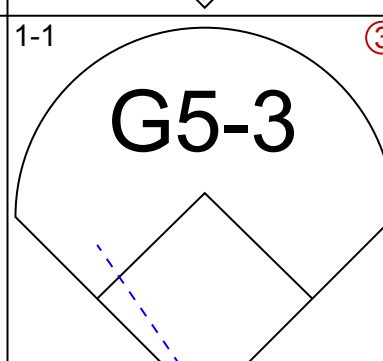
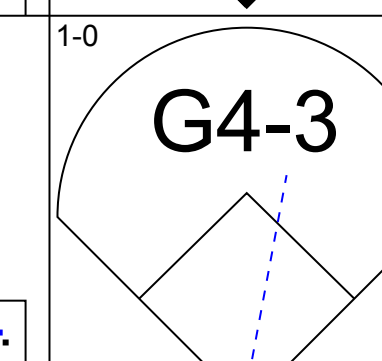
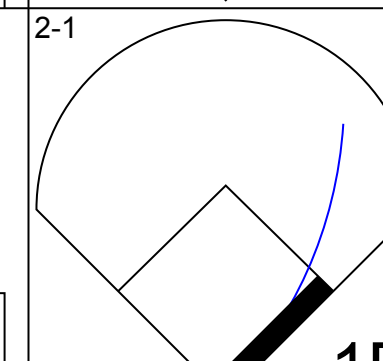
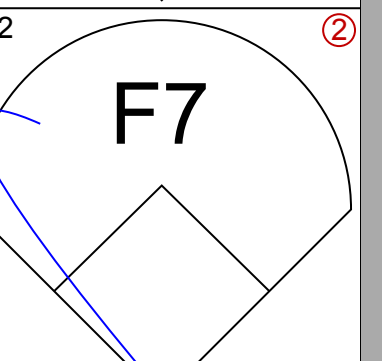
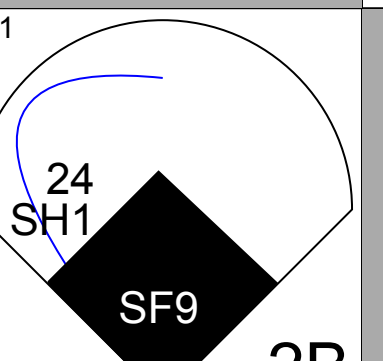
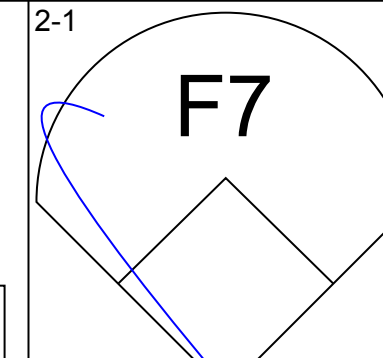
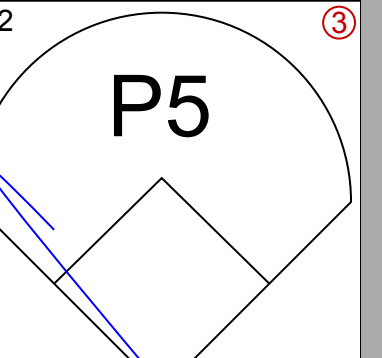
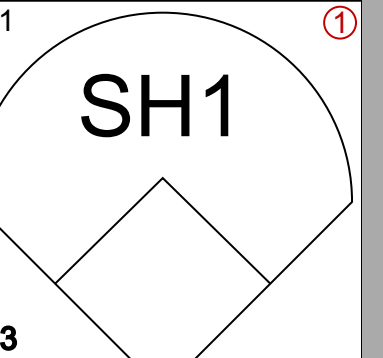
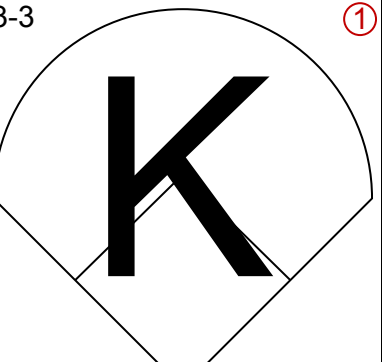
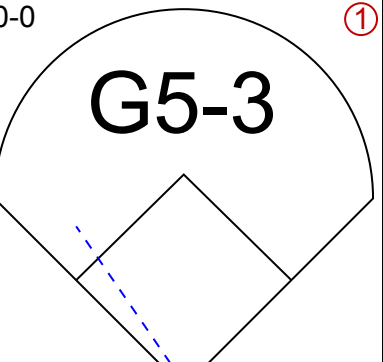
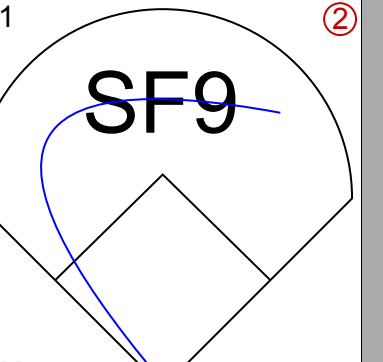
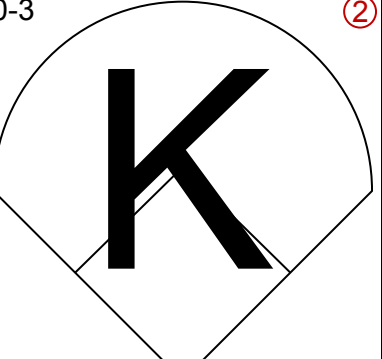
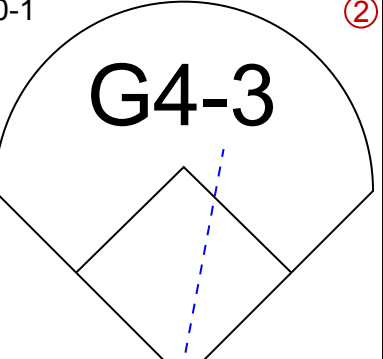
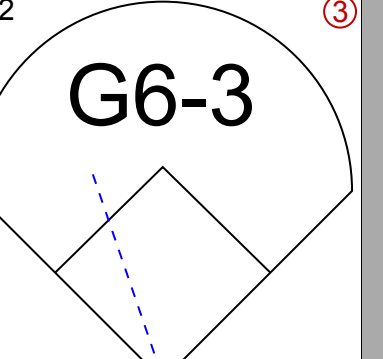
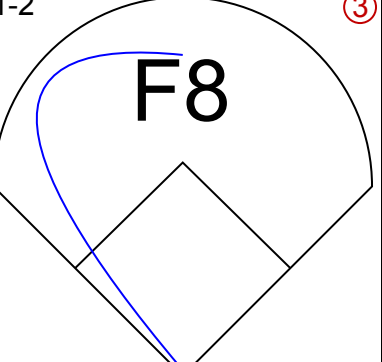
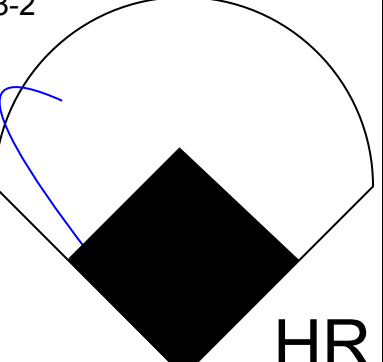
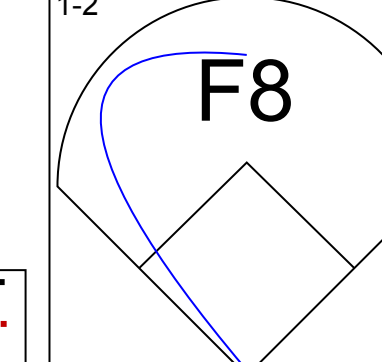
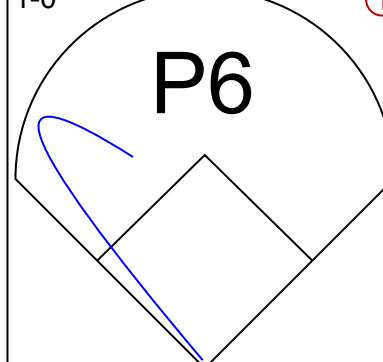
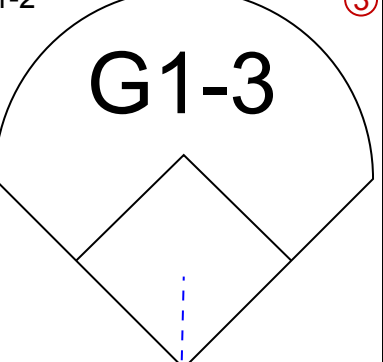
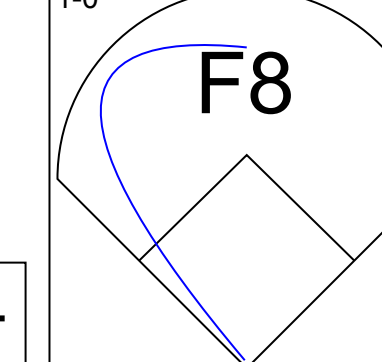
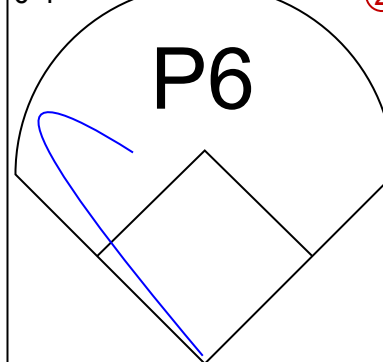
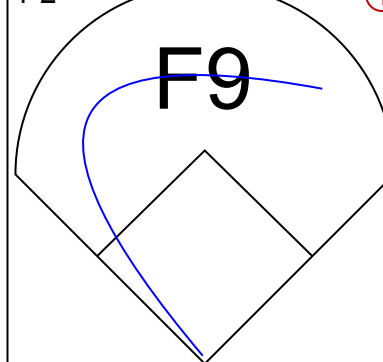
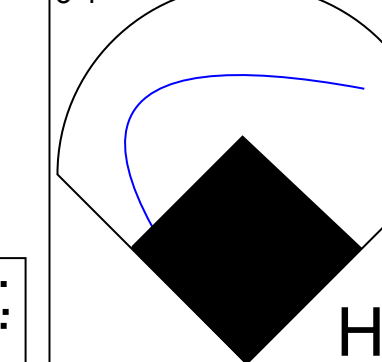
Batter	1	2	3	4	5	6	7	8	9	AB	R	H	RBI	BB	SO	LOB	BOTTOM					
Alfonso Soriano, R (1.7) OBP: 0.340, SLG: 0.558										2	0	0	0	2	1	1						
Royce Clayton, R (1.6) OBP: 0.299, SLG: 0.314										3	0	0	1	1	1	1						
Jose Vidro, S (1.4) OBP: 0.410, SLG: 0.438										4	0	1	0	0	1	3						
24 Nick Johnson, L (1.3) OBP: 0.402, SLG: 0.531										4	0	0	0	0	1	1						
11 Ryan Zimmerman, R (1.5) OBP: 0.335, SLG: 0.435										4	0	0	0	0	3	0						
Marlon Byrd, R (1.9) OBP: 0.369, SLG: 0.337										4	0	0	0	0	1	0						
Damian Jackson, R (1.8) OBP: 0.341, SLG: 0.595										3	2	2	1	1	0	0						
Wiki Gonzalez, R (1.2) OBP: 0.294, SLG: 0.258										2	1	0	0	1	1	1						
Zach Day, R (1.1) Jon Rauch, R (4.1) Matthew LeCroy, R (5.0) Mike Stanton, L (6.1) Joey Eischen, L (7.1) Gary Majewski, R (9.1)										1	0	0	0	0	1	0						
Inning Stats	R: 0 E: 0 K: 3 S: 9	H: 0 LOB: 0 BB: 0 P: 11	R: 0 E: 0 K: 2 S: 10	H: 0 LOB: 0 BB: 0 P: 17	R: 1 E: 0 K: 1 S: 12	H: 1 LOB: 1 BB: 1 P: 22	R: 0 E: 0 K: 1 S: 8	H: 1 LOB: 0 BB: 0 P: 12	R: 2 E: 0 K: 0 S: 20	H: 1 LOB: 2 BB: 4 P: 40	R: 0 E: 0 K: 0 S: 7	H: 0 LOB: 0 BB: 0 P: 11	R: 0 E: 0 K: 2 S: 13	H: 1 LOB: 1 BB: 0 P: 20	R: 0 E: 0 K: 1 S: 7	H: 0 LOB: 0 BB: 0 P: 10	R: 0 E: 0 K: 1 S: 10	H: 0 LOB: 0 BB: 0 P: 16	1B: 3 2B: 0 3B: 0 HR: 1	SF: 0 SAC: 0 DP: 2 HBP: 0	WP: 1 PB: 0 CS: 0	PA: 34
PITCHER	IP WLS BF H R ER SO BB IBB HBP BLK WP HR S P ERA WHIP																					
51 Wandy Rodriguez, L (1.1) ERA: 3.88	6.0 W 24 3 3 3 7 5 0 0 0 0 1 66 113 4.50 1.333																					
Dave Borkowski, R (7.1) ERA: 3.63	1.0 4 1 0 0 2 0 0 0 0 0 0 13 20 0.00 1.000																					
Trever Miller, L (8.1) ERA: 6.75	1.0 3 0 0 0 1 0 0 0 0 0 0 7 10 0.00 0.000																					
Dan Wheeler, R (9.1) ERA: 5.0	1.0 3 0 0 0 1 0 0 0 0 0 0 10 16 0.00 0.000																					

Houston Astros @ Washington Nationals
 Robert F. Kennedy Memorial Stadium, Washington, DC
 Mon May 22 2006, 7:05 PM EDT
 Att: 18,803 - Clear - 62 F

AB	29
R	3
H	4
RBI	3
BB	5
SO	11
LOB	8



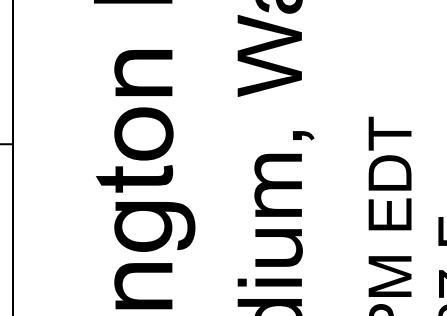
Batter	1	2	3	4	5	6	7	8	9	AB	R	H	RBI	BB	SO	LOB	TOP					
Willy Taveras, R (1, 8) OBP: 0.325, SLG: 0.324										4	0	0	0	0	2	3	Houston Astros @ Washington Nationals Robert F. Kennedy Memorial Stadium, Washington, DC Tue May 23 2006, 7:05 PM EDT Att: 23,189 - Clear - 67 F					
Craig Biggio, R (1, 4) OBP: 0.354, SLG: 0.477										4	0	0	0	0	0	2						
17 Lance Berkman, S (1, 3) OBP: 0.376, SLG: 0.620										3	0	1	0	1	1	0						
Morgan Ensberg, R (1, 5)										4	1	1	1	0	1	2						
Preston Wilson, R (1, 7)										4	0	1	0	0	2	0						
16 Jason Lane, R (1, 9) OBP: 0.335, SLG: 0.411										4	0	0	0	0	1	2						
Brad Ausmus, R (1, 2) OBP: 0.414, SLG: 0.382										3	0	0	0	1	0	0						
28 Adam Everett, R (1, 6) OBP: 0.278, SLG: 0.336									3	0	2	0	0	0	3							
64 Fernando Nieve, R (1, 1) Russ Springer, R (8, 1)									1	0	1	0	0	0	0	0						
										0	0	0	0	0	0	0						
Inning Stats	R: 0 E: 0 K: 1 S: 10	H: 0 LOB: 1 BB: 1 P: 17	R: 0 E: 0 K: 1 S: 8	H: 0 LOB: 0 BB: 0 P: 11	R: 0 E: 0 K: 0 S: 8	H: 1 LOB: 1 BB: 0 P: 10	R: 0 E: 0 K: 1 S: 13	H: 2 LOB: 3 BB: 1 P: 18	R: 0 E: 0 K: 0 S: 6	H: 1 LOB: 0 BB: 0 P: 7	R: 1 E: 0 K: 0 S: 9	H: 1 LOB: 1 BB: 0 P: 14	R: 0 E: 0 K: 1 S: 11	H: 1 LOB: 1 BB: 0 P: 15	R: 0 E: 0 K: 1 S: 10	H: 0 LOB: 0 BB: 0 P: 12	R: 0 E: 0 K: 1 S: 9	H: 0 LOB: 0 BB: 0 P: 15	1B: 5 2B: 0 3B: 0 HR: 1	SF: 0 SAC: 2 DP: 1 HBP: 0	WP: 1 PB: 0 SB: 0 CS: 0	PA: 34
PITCHER	IP WLS BF H R ER SO BB IBB HBP BLK WP HR S P ERA WHIP																					
Ramon Ortiz, R (1, 1) ERA: 5.5	7.0 W 28 6 1 1 5 2 0 0 0 0 1 1 65 92 1.29 1.143																					
Gary Majewski, R (8, 1) ERA: 3.21	1.0 H 3 0 0 0 1 0 0 0 0 0 0 0 10 12 0.00 0.000																					
32 Chad Cordero, R (9, 1) ERA: 3.74	1.0 S 3 0 0 0 1 0 0 0 0 0 0 0 9 15 0.00 0.000																					

Batter	1	2	3	4	5	6	7	8	9	AB	R	H	RBI	BB	SO	LOB	BOTTOM			
Alfonso Soriano, R (1, 7) OBP: 0.338, SLG: 0.568										4	1	1	1	0	0	0	Houston Astros @ Washington Nationals Robert F. Kennedy Memorial Stadium, Washington, DC Tue May 23 2006, 7:05 PM EDT Att: 23,189 - Clear - 67 F			
Royce Clayton, R (1, 6) OBP: 0.291, SLG: 0.305										4	0	0	0	0	0	0				
Jose Vidro, S (1, 4) OBP: 0.414, SLG: 0.448										3	1	2	0	0	0	0				
24 Nick Johnson, L (1, 3) OBP: 0.398, SLG: 0.524										2	0	0	0	0	0	1				
Jose Guillen, R (1, 9) OBP: 0.255, SLG: 0.385										2	0	0	1	0	1	0				
11 Ryan Zimmerman, R (1, 5) OBP: 0.330, SLG: 0.427										3	0	0	0	0	1	0				
Damian Jackson, R (1, 8) OBP: 0.341, SLG: 0.650										3	1	1	1	0	0	0				
Wiki Gonzalez, R (1, 2) OBP: 0.270, SLG: 0.235										3	0	0	0	0	0	0				
Ramon Ortiz, R (1, 1) OBP: 0.118, SLG: 0.063										2	0	0	0	0	0	0				
Gary Majewski, R (8, 1)										0	0	0	0	0	0	0				
Daryle Ward, L (8, PH) OBP: 0.350, SLG: 0.588										1	1	1	1	0	0	0				
32 Chad Cordero, R (9, 1)										0	0	0	0	0	0	0				
Inning Stats	R: 0 E: 0 K: 0 S: 10	H: 1 LOB: 1 BB: 0 P: 15	R: 0 E: 0 K: 2 S: 9	H: 0 LOB: 0 BB: 0 P: 13	R: 0 E: 0 K: 0 S: 6	H: 0 LOB: 0 BB: 0 P: 9	R: 0 E: 0 K: 0 S: 11	H: 0 LOB: 0 BB: 0 P: 14	R: 1 E: 0 K: 0 S: 10	H: 1 LOB: 0 BB: 0 P: 14	R: 0 E: 0 K: 0 S: 8	H: 0 LOB: 0 BB: 0 P: 11	R: 1 E: 0 K: 0 S: 10	H: 1 LOB: 0 BB: 0 P: 12	R: 2 E: 0 K: 0 S: 9	H: 2 LOB: 0 BB: 0 P: 16	1B: 1 2B: 1 3B: 0 HR: 3	SF: 1 SAC: 1 DP: 0 HBP: 0	WP: 0 PB: 0 SB: 0 CS: 0	PA: 29
PITCHER	IP WLS BF H R ER SO BB IBB HBP BLK WP HR S P ERA WHIP																			
64 Fernando Nieve, R (1, 1) ERA: 5.36	7.0 L 24 3 2 2 2 2 0 0 0 0 0 0 2 64 88 2.57 0.429																			
Russ Springer, R (8, 1) ERA: 4.5	1.0 5 2 2 2 0 0 0 0 0 0 0 2 9 16 18.00 2.000																			

AB 30
 R 1
 H 6
 RBI 1
 BB 2
 SO 7
 LOB 12



AB 27
 R 4
 H 5
 RBI 4
 BB 0
 SO 2
 LOB 1



Batter	1	2	3	4	5	6	7	8	9	AB	R	H	RBI	BB	SO	LOB	TOP					
2 Chris Burke, R OBP: 0.413, SLG: 0.575										3	0	1	1	1	1	4						
Brad Ausmus, R OBP: 0.412, SLG: 0.377										4	0	1	0	1	2	3						
17 Lance Berkman, S OBP: 0.375, SLG: 0.605										0	0	0	0	2	0	0						
16 Jason Lane, R OBP: 0.335, SLG: 0.411										3	0	1	0	0	0	3						
Morgan Ensberg, R OBP: 0.403, SLG: 0.627										3	1	0	0	2	1	3						
Mike Lamb, L OBP: 0.377, SLG: 0.482										4	0	0	0	1	3	5						
Preston Wilson, R OBP: 0.289, SLG: 0.384										5	2	4	1	0	0	1						
4 Eric Bruntlett, R OBP: 0.372, SLG: 0.378										5	1	2	0	0	0	3						
28 Adam Everett, R OBP: 0.271, SLG: 0.331										5	1	1	1	0	3	6						
Andy Pettitte, L OBP: 0.138, SLG: 0.187										1	0	1	1	0	0	0						
Orlando Palmeiro, L OBP: 0.228, SLG: 0.296										0	0	0	0	0	0	0						
Dave Borrowski, R OBP: 0.292, SLG: 0.321										0	0	0	0	0	0	0						
Willy Taveras, R OBP: 0.305, SLG: 0.327										0	0	0	0	0	0	0						
Russ Springer, R OBP: 0.296, SLG: 0.472										0	0	0	0	0	0	0						
Craig Biggio, R OBP: 0.305, SLG: 0.472										0	0	0	0	0	0	0						
Chad Qualls, R OBP: 0.271, SLG: 0.331										0	0	0	0	0	0	0						
Inning Stats	R: 0 E: 0 K: 1 S: 10	H: 1 LOB: 2 BB: 2 P: 21	R: 1 E: 0 K: 0 S: 12	H: 2 LOB: 1 BB: 0 P: 17	R: 0 E: 0 K: 3 S: 12	H: 0 LOB: 1 BB: 1 P: 18	R: 2 E: 0 K: 0 S: 13	H: 3 LOB: 1 BB: 0 P: 19	R: 0 E: 0 K: 1 S: 12	H: 1 LOB: 1 BB: 0 P: 18	R: 1 E: 0 K: 2 S: 15	H: 2 LOB: 2 BB: 1 P: 26	R: 1 E: 0 K: 1 S: 15	H: 2 LOB: 3 BB: 2 P: 27	R: 0 E: 0 K: 0 S: 8	H: 0 LOB: 0 BB: 1 P: 17	R: 0 E: 0 K: 2 S: 16	H: 1 LOB: 1 BB: 0 P: 21	1B: 8 2B: 5 3B: 0 HR: 0	SF: 1 SAC: 0 DP: 2 HBP: 0	WP: 2 PB: 0 SB: 7 CS: 0	PA: 44
PITCHER	IP WLS BF H R ER SO BB IBB HBP BLK WP HR S P ERA WHIP																					
Tony Armas, R ERA: 3.44	5.1 W 27 9 4 4 6 3 0 0 0 0 1 0 67 105 6.75 2.250																					
52 Saul Rivera, R ERA:	0.2 H 3 0 0 0 1 1 0 0 0 0 0 0 7 14 0.00 1.500																					
Jon Rauch, R ERA: 1.93	1.0 H 7 2 1 1 1 2 0 0 0 0 1 0 15 27 9.00 4.000																					
Gary Majewski, R ERA: 3.03	1.0 H 3 0 0 0 0 1 0 0 0 0 0 0 8 17 0.00 1.000																					
32 Chad Cordero, R ERA: 3.42	1.0 S 4 1 0 0 2 0 0 0 0 0 0 0 16 21 0.00 1.000																					

Houston Astros @ Washington Nationals
Robert F. Kennedy Memorial Stadium, Washington, DC
Thu May 25 2006, 1:05 PM EDT
Att: 24,733 - Cloudy - 68 F

AB 36
R 5
H 12
RBI 5
BB 7
SO 10
LOB 31



Batter	1	2	3	4	5	6	7	8	9	AB	R	H	RBI	BB	SO	LOB	BOTTOM			
Alfonso Soriano, R OBP: 0.349, SLG: 0.580										4	3	3	0	0	0	0				
Royce Clayton, R OBP: 0.297, SLG: 0.311										3	2	2	0	0	0	0				
Jose Vidro, S OBP: 0.407, SLG: 0.459										3	1	2	4	0	1	2				
24 Nick Johnson, L OBP: 0.392, SLG: 0.509										4	1	1	1	0	0	1				
Jose Guillen, R OBP: 0.252, SLG: 0.380										1	0	0	0	0	0	2				
Marlon Byrd, R OBP: 0.370, SLG: 0.352										2	1	1	0	1	0	1				
11 Ryan Zimmerman, R OBP: 0.333, SLG: 0.441										3	0	2	3	0	0	1				
Damian Jackson, R OBP: 0.314, SLG: 0.596										4	0	0	0	0	2	4				
Matthew LeCroy, R OBP: 0.293, SLG: 0.415										3	0	0	0	0	0	1				
13 Robert Fick, L OBP: 0.250, SLG: 0.250										1	0	0	0	0	0	2				
Tony Armas, R OBP: 0.256, SLG: 0.256										2	0	0	0	0	0	0				
52 Saul Rivera, S ERA: 3.29										0	0	0	0	0	0	0				
Marlon Anderson, L OBP: 0.305, SLG: 0.318										0	0	0	0	0	0	0				
Jon Rauch, R ERA: 1.93										0	0	0	0	0	0	0				
Gary Majewski, R ERA: 3.03										0	0	0	0	0	0	0				
32 Chad Cordero, R ERA: 3.42										0	0	0	0	0	0	0				
Inning Stats	R: 3 E: 0 K: 1 S: 16	H: 4 LOB: 1 BB: 0 P: 23	R: 3 E: 0 K: 0 S: 13	H: 3 LOB: 0 BB: 0 P: 21	R: 1 E: 0 K: 0 S: 5	H: 1 LOB: 0 BB: 0 P: 9	R: 0 E: 0 K: 0 S: 5	H: 0 LOB: 0 BB: 0 P: 6	R: 0 E: 0 K: 0 S: 7	H: 1 LOB: 0 BB: 0 P: 10	R: 0 E: 0 K: 1 S: 10	H: 1 LOB: 1 BB: 0 P: 16	R: 1 E: 0 K: 0 S: 6	H: 1 LOB: 0 BB: 0 P: 10	R: 0 E: 1 K: 1 S: 6	H: 0 LOB: 1 BB: 1 P: 13	1B: 8 2B: 1 3B: 1 HR: 1	SF: 2 SAC: 1 DP: 2 HBP: 0	WP: 0 PB: 0 SB: 2 CS: 0	PA: 35
PITCHER	IP WLS BF H R ER SO BB IBB HBP BLK WP HR S P ERA WHIP																			
Andy Pettitte, L ERA: 5.78	3.0 L 17 8 7 7 1 0 0 0 0 0 0 0 12 16 0.00 0.500																			
Dave Borrowski, R ERA: 3.29	2.0 6 1 0 0 0 0 0 0 0 0 0 0 12 16 0.00 0.500																			
Russ Springer, R ERA: 4.2	1.0 4 1 0 0 1 0 0 0 0 0 0 0 10 16 0.00 1.000																			
Chad Qualls, R ERA: 4.05	2.0 8 1 1 1 1 1 0 0 0 0 0 0 12 23 4.50 1.000																			

Houston Astros @ Washington Nationals
Robert F. Kennedy Memorial Stadium, Washington, DC
Thu May 25 2006, 1:05 PM EDT
Att: 24,733 - Cloudy - 68 F


AB 31
R 8
H 11
RBI 8
BB 1
SO 3
LOB 15




Batter	1	2	3	4	5	6	7	8	9	AB	R	H	RBI	BB	SO	LOB	TOP				
15 Rafael Furcal, S OBP: 0.341, SLG: 0.335	1-1 L8		2-2 E4			2-2 G6-3	2-3 K		3-2 5 BB 1B	5	0	2	0	0	1	1	Los Angeles Dodgers @ Washington Nationals Robert F. Kennedy Memorial Stadium, Washington, DC Fri May 26 2006, 7:05 PM EDT Att: 22,712 - Cloudy - 73 F				
Kenny Lofton, L OBP: 0.356, SLG: 0.419	2-2 P4		0-1 L8			3-1 G6-3		4-2 5 BB	1-0 5 BB 1B	4	0	1	0	1	0	2					
5 Nomar Garciaparra, R OBP: 0.435, SLG: 0.635	0-0 P6			2-1 P3		2-1 F9		4-0 BB	1-2 2-3 BB	3	0	0	0	2	0	1					
J.D. Drew, L OBP: 0.382, SLG: 0.503		3-3 K		0-2 G4-3			3-3 K	1-1 F6	0-0 G4-3	5	0	0	0	0	2	5					
12 Jeff Kent, R OBP: 0.376, SLG: 0.426	1-1 F7		0-0 G6-3				0-1 1B 1B	0-3 K		4	1	1	0	0	1	2					
Willie Aybar, S OBP: 0.448, SLG: 0.556		1-2			3-1 1B		0-1 P3	1-3 K		1	0	1	0	0	0	0					
18 Ronny Martinez, R OBP: 0.321, SLG: 0.350										0	0	0	0	0	0	0					
16 Andre Ethier, L OBP: 0.348, SLG: 0.559										0	0	0	0	0	0	0					
47 Tim Lincecum, R OBP: 0.348, SLG: 0.559										0	0	0	0	0	0	0					
16 Andre Ethier, L OBP: 0.348, SLG: 0.559										0	0	0	0	0	0	0					
José Cruz Jr., S OBP: 0.383, SLG: 0.388	1-1 P6			1-3 K			0-0 1B		2-1 HR	4	2	2	1	0	1	1					
Sandy Alomar Jr., R OBP: 0.333, SLG: 0.381			3-2 F9		2-2 G3		1-1 1B		2-0 G4-3	4	1	1	1	0	0	0					
Brett Tomko, R OBP: 0.150, SLG: 0.105			1-3 K			0-0 F8			0-0 P5	1	0	0	0	0	1	0					
Olmedo Saenz, R OBP: 0.342, SLG: 0.575										3	0	1	2	0	0	0					
Inning Stats	R: 0 H: 0 E: 0 K: 0 S: 7	H: 0 LOB: 0 BB: 0 P: 10	R: 0 H: 0 E: 0 K: 1 S: 9	H: 0 LOB: 1 BB: 0 P: 15	R: 0 H: 0 E: 1 K: 1 S: 12	H: 0 LOB: 1 BB: 0 P: 18	R: 0 H: 0 E: 0 K: 0 S: 6	H: 0 LOB: 0 BB: 0 P: 8	R: 0 H: 1 E: 0 K: 1 S: 8	H: 1 LOB: 0 BB: 0 P: 14	R: 0 H: 1 E: 0 K: 0 S: 9	H: 1 LOB: 1 BB: 0 P: 16	R: 3 H: 4 E: 0 K: 2 S: 17	H: 4 LOB: 1 BB: 0 P: 25	R: 0 H: 0 E: 0 K: 2 S: 12	H: 0 LOB: 2 BB: 2 P: 22	R: 1 H: 3 E: 0 K: 0 S: 9	H: 3 LOB: 3 BB: 1 P: 21	1B: 6 2B: 2 3B: 0 HR: 1	SF: 0 SAC: 0 DP: 0 HBP: 1	WP: 0 PA: 40 SB: 0 CS: 0
PITCHER	IP WLS BF H R ER SO BB IBB HBP BLK WP HR S P ERA WHIP																				
Livan Hernandez, R ERA: 5.35	(1, 1) 7.0 W 28 6 3 3 5 0 0 1 0 0 0 0 68 106 3.86 0.857																				
Joey Eischen, L ERA: 7.36	(8, 1) 0.1 3 0 0 0 0 2 0 0 0 0 0 0 4 13 0.00 6.000																				
52 Saul Rivera, R ERA: 3.69	(8, 1) 0.1 1 0 0 0 1 0 0 0 0 0 0 0 4 4 0.00 0.000																				
Mike Stanton, L ERA: 3.69	(8, 1) 0.1 1 0 0 0 1 0 0 0 0 0 0 0 4 5 0.00 0.000																				
Santiago Ramirez, R ERA: 4.5	(9, 1) 1.0 7 3 1 1 0 1 0 0 0 0 0 1 9 21 9.00 4.000																				

Batter	1	2	3	4	5	6	7	8	9	AB	R	H	RBI	BB	SO	LOB	BOTTOM			
Alfonso Soriano, R OBP: 0.355, SLG: 0.606	1-1 S 1B 2B	1-0 F9		3-1 1B 2B		1-1 G5-3		2-1 1-H HR		5	3	3	2	0	0	1	Los Angeles Dodgers @ Washington Nationals Robert F. Kennedy Memorial Stadium, Washington, DC Fri May 26 2006, 7:05 PM EDT Att: 22,712 - Cloudy - 73 F			
Royce Clayton, R OBP: 0.306, SLG: 0.320	0-3 K		0-3 K	1-1 2-H 1B		2-2 G6-4-3 1B		0-1 FC3-6 1B		5	0	3	1	0	2	1				
Jose Vidro, S OBP: 0.407, SLG: 0.454	3-2 2-H 1B		4-1 2-H 1B 2B BB	1-1 F7		1-2 G6-4-3 1B		2-2 FC3-6 1B		4	1	1	1	1	0	3				
24 Nick Johnson, L OBP: 0.402, SLG: 0.517	4-0 1B		0-1 E8 11 2B 1B		3-2 11 G6-3 3B 2B		4-2 11 2B BB	3-2 F8		3	3	2	0	2	0	1				
11 Ryan Zimmerman, R OBP: 0.335, SLG: 0.451	1-2 BB		1-3 1B	2-0 2-H 3-H 2B		0-0 G6-3		2-2 1-H 1B 2B	0-2 F8	5	1	2	3	0	1	4				
Marlon Anderson, L OBP: 0.296, SLG: 0.313	1-3 K		2-0 2-H 3-H 2B		1-1 G4-3		0-1 G6-4-3 1B			4	0	1	1	0	1	4				
Joey Eischen, L ERA: 6.69										0	0	0	0	0	0	0				
52 Saul Rivera, S ERA: 8.49										0	0	0	0	0	0	0				
Mike Stanton, L ERA: 6.16										0	0	0	0	0	0	0				
Santiago Ramirez, R ERA: 6.16										0	0	0	0	0	0	0				
Damian Jackson, R OBP: 0.309, SLG: 0.608		2-2 F9	3-3 K		3-2 WP 3B		2-2 G6-4-3			4	1	1	1	0	1	2				
Brian Schneider, L OBP: 0.313, SLG: 0.298	1-2 SH3 1B			3-2 F8	3-2 3-H 1B		3-2 L9			4	0	2	0	0	0	0				
Livan Hernandez, R OBP: 0.240, SLG: 0.480	0-1 SH3			0-1 G6-3	3-1 G6-3		2-2 HR 1B			2	0	0	0	0	0	1				
Marlon Byrd, R OBP: 0.375, SLG: 0.358	1-2									1	1	1	0	0	0	0				
Inning Stats	R: 1 H: 2 E: 0 K: 3 S: 15	H: 2 LOB: 2 BB: 1 P: 25	R: 0 H: 1 E: 0 K: 0 S: 9	H: 1 LOB: 0 BB: 0 P: 13	R: 2 H: 2 E: 1 K: 2 S: 13	H: 2 LOB: 1 BB: 1 P: 23	R: 1 H: 2 E: 0 K: 0 S: 12	H: 2 LOB: 1 BB: 0 P: 20	R: 2 H: 3 E: 0 K: 0 S: 20	H: 3 LOB: 1 BB: 0 P: 29	R: 0 H: 1 E: 0 K: 0 S: 8	H: 1 LOB: 0 BB: 0 P: 12	R: 2 H: 2 E: 0 K: 0 S: 15	H: 2 LOB: 0 BB: 1 P: 26	R: 2 H: 3 E: 0 K: 0 S: 21	H: 3 LOB: 1 BB: 0 P: 30	1B: 9 2B: 5 3B: 1 HR: 1	SF: 0 SAC: 1 DP: 2 HBP: 0	WP: 1 PA: 41 SB: 1 CS: 0	
PITCHER	IP WLS BF H R ER SO BB IBB HBP BLK WP HR S P ERA WHIP																			
Brett Tomko, R ERA: 3.86	(1, 1) 4.2 L 25 9 6 0 0 0 2 0 0 0 0 1 0 14 21 0.00 1.500																			
Odalis Perez, L ERA: 6.69	(5, 1) 1.1 5 2 0 0 0 0 0 0 0 0 0 0 15 26 18.00 3.000																			
Lance Carter, R ERA: 8.49	(7, 1) 1.0 5 2 2 2 0 1 0 0 0 0 0 0 1 21 30 18.00 3.000																			
47 Tim Hamulack, L ERA: 6.16	(8, 1) 1.0 6 3 2 2 0 0 0 0 0 0 0 1 21 30 18.00 3.000																			



Batter	1	2	3	4	5	6	7	8	9	AB R H RBI BB SO LOB	TOP																	
15 Rafael Furcal, S (1, 6) OBP: 0.347, SLG: 0.342	1-2 G3-6-1 1B		1-1 2-3 1B		2-1 G3			2-2 5 1B 1B	0-1 FC6	5 1 3 0 0 0 1	<p>Los Angeles Dodgers @ Washington Nationals Robert F. Kennedy Memorial Stadium, Washington, DC</p> <p>Sat May 27 2006, 1:20 PM EDT Att: 26,867 - Cloudy - 81 F</p> <p>livebaseballscorecards.com</p> <p>AB 31 R 3 H 9 RBI 2 BB 2 SO 3 LOB 15</p> 																	
Kenny Lofton, L (1, 8) OBP: 0.390, SLG: 0.421	1-0 G3-6-1 1-2f		0-0 SF7			4-0 BB		0-0 13 FC1-5 5 1B 1B		2 0 1 1 1 0 1																		
5 Nomar Garciaparra, R (1, 3) OBP: 0.430, SLG: 0.622	0-0 F9		0-2 3-H G5-3			0-0 L7		0-0 13 FC1-5 1B		4 0 1 1 0 0 2																		
12 Jeff Kent, R (1, 4) OBP: 0.374, SLG: 0.423		2-2 K		1-1 G4-3		2-3 K		1-2 FC1-5 G1-6-3 1B		1 0 0 0 0 1 0																		
13 Oscar Robles, L (3, 4) OBP: 0.300, SLG: 0.240								1-2 2-3f		3 0 0 0 0 1 3																		
44 Takashi Saito, L (9, 1)								1-2 2-3f		0 0 0 0 0 0 0																		
Willy Aybar, S (1, 5) OBP: 0.469, SLG: 0.525		3-2 16 1B 1B		1-3 K		0-0 F7		1-2 G1-6-3		4 0 1 0 0 1 3																		
16 Andre Ethier, L (1, 7) OBP: 0.373, SLG: 0.517		0-0 CS 1B		4-2 BB				1-2 55 G4-3 SH5-4 E 1B		3 1 2 0 1 0 0																		
José Cruz Jr., S (1, 9) OBP: 0.376, SLG: 0.379		3-2 G3		0-1 F7		1-1 G3-1		1-0 SH5-4		3 0 0 0 0 0 3																		
55 Russell Martin, R (1, 2) OBP: 0.394, SLG: 0.468			2-0 15 1B SF7 HBP		0-1 F7		0-1 2B	0-2 G4-3		3 1 1 0 0 0 1																		
Derek Lowe, R (1, 1) OBP: 0.080, SLG: 0.042			0-1 SH1-4		1-1 G6-3		1-0 G5-3	0-2 E6 15 FC6		2 0 0 0 0 0 1																		
Danys Baez, R (8, 1)										0 0 0 0 0 0 0																		
Olmedo Saenz, R (9, PH) OBP: 0.338, SLG: 0.568										1 0 0 0 0 0 0																		
18 Ramon Martinez, R (9, PR) OBP: 0.391, SLG: 0.390			1-2							0 0 0 0 0 0 0																		
Inning Stats	R: 0 E: 0 K: 0 S: 5	H: 1 LOB: 0 BB: 0 P: 7	R: 0 E: 0 K: 1 S: 12	H: 2 LOB: 1 BB: 0 P: 20	R: 1 E: 0 K: 0 S: 8	H: 1 LOB: 1 BB: 0 P: 11	R: 0 E: 0 K: 1 S: 10	H: 0 LOB: 1 BB: 1 P: 16	R: 0 E: 0 K: 0 S: 6	H: 0 LOB: 0 BB: 0 P: 9	R: 0 E: 0 K: 0 S: 5	H: 0 LOB: 1 BB: 1 P: 11	R: 0 E: 0 K: 0 S: 8	H: 1 LOB: 1 BB: 0 P: 12	R: 1 E: 0 K: 0 S: 13	H: 3 LOB: 1 BB: 0 P: 17	R: 1 E: 1 K: 0 S: 12	H: 1 LOB: 1 BB: 0 P: 13	1B: 8 2B: 1 3B: 0 HR: 0	SF: 1 SAC: 2 DP: 2 HBP: 1	WP: 0 PB: 0 SB: 0 CS: 1	PA: 37						
PITCHER	IP WLS BF H R ER SO BB IBB HBP BLK WP HR S P ERA WHIP											IP WLS BF H R ER SO BB IBB HBP BLK WP HR S P ERA WHIP																
41 Shawn Hill, R (1, 1) ERA: 1.29	7.0		27	5	1	1	3	2	0	1	0	0	0	0	54	86	1.29	1.000										
Mike Stanton, L (8, 1) ERA: 4.09	0.0	L	2	2	1	1	0	0	0	0	0	0	0	4	6	∞	∞											
Gary Majewski, R (8, 1) ERA: 2.84	2.0		8	2	1	0	0	0	0	0	0	0	0	21	24	0.00	1.000											

Batter	1	2	3	4	5	6	7	8	9	AB R H RBI BB SO LOB	BOTTOM															
Alfonso Soriano, R (1, 7) OBP: 0.353, SLG: 0.599	1-2 G6-3		3-2 G5-3			0-1 G5-3		2-2 1B		4 0 1 0 0 0 1	<p>Los Angeles Dodgers @ Washington Nationals Robert F. Kennedy Memorial Stadium, Washington, DC</p> <p>Sat May 27 2006, 1:20 PM EDT Att: 26,867 - Cloudy - 81 F</p> <p>livebaseballscorecards.com</p> <p>AB 32 R 1 H 8 RBI 1 BB 1 SO 5 LOB 14</p> 															
Royce Clayton, R (1, 6) OBP: 0.301, SLG: 0.314	1-3 K		0-0 G6-3			2-1 G4-3		1-1 G1-6-3 1B		3 0 0 0 0 1 1																
Daryle Ward, L (8, PH) OBP: 0.381, SLG: 0.611								1-2 G1-6-3 1B		1 0 1 0 0 0 0																
Mike Vento, R (9, 9)										0 0 0 0 0 0 0																
Jose Vidro, S (1, 4) OBP: 0.404, SLG: 0.449	0-2 1B					1-0 F7		1-1 G1-6-3		4 0 1 0 0 0 2																
24 Nick Johnson, L (1, 3) OBP: 0.408, SLG: 0.528	0-1 P4							1-2 11 1B 1B		4 1 3 0 0 0 1																
11 Ryan Zimmerman, R (1, 5) OBP: 0.333, SLG: 0.446		1-0 G5-3		1-2 L5		0-0 CS 1B		0-0 G5-3		4 0 1 0 0 0 2																
Marlon Anderson, L (1, 9) OBP: 0.298, SLG: 0.314		0-3 K		0-2 G3		0-2 1B		1-2 K		3 0 1 1 0 1 1																
Mike Stanton, L (8, 1)										0 0 0 0 0 0 0																
Gary Majewski, R (8, 1)										0 0 0 0 0 0 0																
13 Robert Fick, L (9, PH) OBP: 0.200, SLG: 0.200						1-2 1B				1 0 0 0 0 1 1																
Damian Jackson, R (1, 8) OBP: 0.288, SLG: 0.564		2-2 L9				1-1 G5-3		0-0 B2		4 0 0 0 0 1 3																
Brian Schneider, L (1, 2) OBP: 0.314, SLG: 0.292			4-1 41 SH2-4 BB		2-1 F7		3-1 G1-3			2 0 0 0 1 0 2																
41 Shawn Hill, R (1, 1) ERA: 2.9	7.0		26	5	1	1	3	1	0	0	0	0	8	12	0.00	2.000										
Danys Baez, R (8, 1) ERA: 2.59	1.0	H	4	2	0	0	0	0	0	0	0	0	8	12	0.00	2.000										
44 Takashi Saito, R (9, 1) ERA: 2.52	1.0	S	4	1	0	0	2	0	0	0	0	0	9	11	0.00	1.000										
Inning Stats	R: 0 E: 0 K: 1 S: 12	H: 1 LOB: 0 BB: 0 P: 14	R: 0 E: 0 K: 1 S: 7	H: 0 LOB: 0 BB: 0 P: 10	R: 0 E: 0 K: 0 S: 6	H: 0 LOB: 1 BB: 1 P: 13	R: 0 E: 0 K: 0 S: 20	H: 1 LOB: 1 BB: 0 P: 25	R: 0 E: 0 K: 1 S: 8	H: 0 LOB: 0 BB: 0 P: 12	R: 0 E: 0 K: 0 S: 5	H: 0 LOB: 0 BB: 0 P: 8	R: 1 E: 0 K: 0 S: 10	H: 3 LOB: 1 BB: 0 P: 16	R: 0 E: 0 K: 0 S: 8	H: 2 LOB: 1 BB: 0 P: 12	R: 0 E: 0 K: 2 S: 9	H: 1 LOB: 1 BB: 0 P: 11	1B: 7 2B: 1 3B: 0 HR: 0	SF: 0 SAC: 1 DP: 1 HBP: 0	WP: 0 PB: 0 SB: 0 CS: 1	PA: 34				
PITCHER	IP WLS BF H R ER SO BB IBB HBP BLK WP HR S P ERA WHIP											IP WLS BF H R ER SO BB IBB HBP BLK WP HR S P ERA WHIP														

Batter	1	2	3	4	5	6	7	8	9	AB	R	H	RBI	BB	SO	LOB	TOP								
15 Rafael Furcal, S OBP: 0.344, SLG: 0.338 18 Ramon Martinez, R OBP: 0.388, SLG: 0.386	0-3 K		1-3 K			1-2 5 PB 5 G1 1B	1-1 G4-3		2-0 P6	2	0	0	0	0	2	0	Los Angeles Dodgers @ Washington Nationals Robert F. Kennedy Memorial Stadium, Washington, DC Sun May 28 2006, 1:05 PM EDT Att: 30,348 - Sunny - 83 F livebaseballscorecards.com								
José Cruz Jr., S OBP: 0.365, SLG: 0.365	3-2 G4-3		0-2 F7			0-0 G1		3-3 K	0-0 F8	5	0	0	0	0	1	2									
5 Nomar Garciaparra, R 47 Tim Hamulack, R Joe BeimeL, L Kenneth Wilson, R Jonathan Broxton, R Sandy Alomar Jr., R	1-1 F8			0-0 G4-3		0-1 HR 1B		4-0 27 1B 16 HBP BB	0-2 G5-3	3	1	1	1	0	0	0									
Olmedo Saenz, R OBP: 0.345, SLG: 0.597		1-1 G5-3		1-2 G2-3		1-1 1-H HR		1-1 16 HBP 27 1B HBP		3	1	1	2	0	0	0									
Willy Aybar, S OBP: 0.472, SLG: 0.535		0-0 2B		3-2 F8		4-1 BB		2-2 F9		3	0	1	0	1	0	2									
27 Matt Kemp, R OBP: 0.250, SLG: 0.250		1-3 K			0-3 K			0-0 16 HBP 1B		4	0	1	0	0	3	2									
16 Andre Ethier, L OBP: 0.380, SLG: 0.500		4-0 55 FC6-4 BB			0-0 P6		2-0 G4-3	1-2 1-2 2-3 HBP		2	0	0	1	1	0	1									
55 Russell Martin, R OBP: 0.387, SLG: 0.446		2-1 FC6-4			4-1 BB		3-2 G6-3	1-0 L8		3	0	0	0	1	0	5									
Jae Weong Seo, R OBP: 0.125, SLG: 0.125 Odalis Perez, L OBP: 0.143, SLG: 0.077 13 Oscar Robles, L OBP: 0.313, SLG: 0.259			0-0 G4-3		1-1 G6-3		1-0 G4-3	2-2 1B		1	0	0	0	0	0	0									
										1	0	0	0	0	0	1									
										2	0	1	0	0	0	0									
Inning Stats	R: 0 E: 0 K: 1 S: 10	H: 0 LOB: 0 BB: 0 P: 14	R: 0 E: 0 K: 1 S: 8	H: 1 LOB: 2 BB: 1 P: 16	R: 0 E: 0 K: 1 S: 8	H: 0 LOB: 0 BB: 0 P: 9	R: 0 E: 0 K: 0 S: 8	H: 0 LOB: 0 BB: 0 P: 12	R: 0 E: 0 K: 1 S: 7	H: 0 LOB: 1 BB: 1 P: 12	R: 3 E: 0 K: 1 S: 20	H: 3 LOB: 3 BB: 1 P: 28	R: 0 E: 0 K: 0 S: 6	H: 0 LOB: 0 BB: 0 P: 11	R: 1 E: 0 K: 1 S: 12	H: 1 LOB: 3 BB: 1 P: 24	R: 0 E: 0 K: 0 S: 9	H: 1 LOB: 1 BB: 0 P: 13	1B: 4 2B: 1 3B: 0 HR: 1	SF: 0 SAC: 0 DP: 0 HBP: 2	WP: 0 PB: 1 SB: 0 CS: 0	PA: 39			
PITCHER	IP	WLS	BF	H	R	ER	SO	BB	IBB	HBP	BLK	WP	HR	S	P	ERA	WHIP								
Ramon Ortiz, R ERA: 5.31	7.0	W	28	4	3	3	5	3	0	0	0	0	1	67	102	3.86	1.000								
Jon Rauch, R ERA: 2.2	0.2		6	1	1	1	1	1	0	2	0	0	0	11	22	13.50	3.000								
Santiago Ramirez, R ERA: 0.88	0.1	H	1	0	0	0	0	0	0	0	0	0	0	1	2	0.00	0.000								
52 Saul Rivera, R ERA:	1.0		4	1	0	0	0	0	0	0	0	0	0	9	13	0.00	1.000								


Batter	1	2	3	4	5	6	7	8	9	AB	R	H	RBI	BB	SO	LOB	BOTTOM									
Alfonso Soriano, R OBP: 0.354, SLG: 0.607	4-1 2B BB		3-2 G5-3	1-2 HR	1-1 F9		2-1 FC5-4			4	2	1	1	1	0	3	Los Angeles Dodgers @ Washington Nationals Robert F. Kennedy Memorial Stadium, Washington, DC Sun May 28 2006, 1:05 PM EDT Att: 30,348 - Sunny - 83 F livebaseballscorecards.com									
Royce Clayton, R OBP: 0.303, SLG: 0.323	1-0 11 CS 2B		0-0 24 1B 11 HR	0-0 P3		1-1 G4-3		1-2 G1-3		5	1	2	1	0	0	0										
24 Nick Johnson, L OBP: 0.417, SLG: 0.566	4-0 BB		0-2 11 HR 1B	1-3 K		1-0 HR		1-1 HR		4	3	3	2	1	1	0										
11 Ryan Zimmerman, R OBP: 0.335, SLG: 0.461	0-3 K		0-1 HR 1B	1-0 WP 1B		0-3 K		1-3 K		5	1	2	3	0	3	2										
Marlon Anderson, L OBP: 0.306, SLG: 0.375	2-3 K		1-2 SF8 3B	2-2 G4-3		1-2 K		0-0 2B		5	1	2	0	0	2	2										
Brian Schneider, L OBP: 0.309, SLG: 0.291		1-2 F7	1-0 SF8		2-3 K		1-2 1B 1B	3-3 K		4	0	1	1	0	2	1										
Marlon Byrd, R OBP: 0.368, SLG: 0.360		1-3 K	0-1 WP 1B 2B		0-0 G5-3		0-0 F8			4	1	1	0	0	1	1										
Mike Vento, R OBP: 0.750, SLG: 0.667		4-2 FC6-4 BB	2-1 2H 1B		1-2 1B E 1B		1-1 P4			3	1	2	1	1	0	1										
Ramon Ortiz, R OBP: 0.150, SLG: 0.105 Damian Jackson, R OBP: 0.300, SLG: 0.971 Jon Rauch, R Santiago Ramirez, R 52 Saul Rivera, S		0-0 FC6-4	0-1 F8		3-2 E8		2-2 FC5-4			3	0	1	0	0	0	2										
										1	0	1	0	0	0	0										
										0	0	0	0	0	0	0										
										0	0	0	0	0	0	0										
										0	0	0	0	0	0	0										
Inning Stats	R: 1 E: 0 K: 2 S: 8	H: 1 LOB: 1 BB: 2 P: 19	R: 0 E: 0 K: 1 S: 9	H: 0 LOB: 1 BB: 1 P: 15	R: 5 E: 0 K: 0 S: 20	H: 6 LOB: 1 BB: 0 P: 29	R: 1 E: 0 K: 1 S: 12	H: 2 LOB: 1 BB: 0 P: 17	R: 1 E: 0 K: 1 S: 14	H: 2 LOB: 1 BB: 0 P: 21	R: 1 E: 0 K: 2 S: 10	H: 1 LOB: 0 BB: 0 P: 13	R: 0 E: 0 K: 0 S: 12	H: 2 LOB: 2 BB: 0 P: 18	R: 1 E: 0 K: 2 S: 12	H: 2 LOB: 1 BB: 0 P: 18	R: 1 E: 0 K: 2 S: 12	H: 2 LOB: 1 BB: 0 P: 18	1B: 8 2B: 3 3B: 1 HR: 4	SF: 1 SAC: 0 DP: 0 HBP: 0	WP: 2 PB: 0 SB: 0 CS: 1	PA: 42				
PITCHER	IP	WLS	BF	H	R	ER	SO	BB	IBB	HBP	BLK	WP	HR	S	P	ERA	WHIP									
Jae Weong Seo, R ERA: 5.58	2.2	L	17	7	6	6	3	3	0	0	0	0	1	1	35	59	20.25	3.750								
Odalis Perez, L ERA: 6.49	2.1		11	4	2	1	2	0	0	0	0	0	1	1	28	42	3.86	1.714								
47 Tim Hamulack, L ERA: 6.3	1.0		4	1	1	1	2	0	0	0	0	0	0	1	10	13	9.00	1.000								
Joe BeimeL, L ERA: 2.35	1.0		5	2	0	0	0	0	0	0	0	0	0	0	12	18	0.00	2.000								
51 Jonathan Broxton, R ERA: 1.28	1.0		5	2	1	1	2	0	0	0	0	0	0	1	12	18	9.00	2.000								




Batter	1	2	3	4	5	6	7	8	9	AB	R	H	RBI	BB	SO	LOB	TOP										
Alfonso Soriano, R OBP: 0.352, SLG: 0.605	F9		G5-3					K		4	0	1	0	0	1	1	Washington Nationals @ Philadelphia Phillies Citizens Bank Park, Philadelphia, PA Mon May 29 2006, 7:05 PM EDT Att: 33,682 - Partly Cloudy - 87 F										
Royce Clayton, R OBP: 0.297, SLG: 0.315	P4		K				G3	K		4	0	0	0	0	2	2											
Jose Vidro, S OBP: 0.396, SLG: 0.440 52 Saul Rivera, S	E1		F8					P4		4	0	0	0	0	1	1											
24 Nick Johnson, L OBP: 0.416, SLG: 0.562 Marlon Anderson, L OBP: 0.302, SLG: 0.388	G3									3	1	1	0	0	0	1											
11 Ryan Zimmerman, R OBP: 0.338, SLG: 0.477										1	0	0	0	0	0	0											
Daryle Ward, L OBP: 0.370, SLG: 0.575										4	1	2	1	0	0	0											
Marlon Byrd, R OBP: 0.365, SLG: 0.351										4	0	1	0	0	0	2											
Brian Schneider, L OBP: 0.310, SLG: 0.292 13 Robert Fick, L OBP: 0.200, SLG: 0.200										3	0	0	0	1	1	1											
48 Michael O'Connor, L OBP: 0.275, SLG: 0.275 Gary Majewski, R OBP: 0.275, SLG: 0.275 Joey Eischen, L OBP: 0.275, SLG: 0.275 Santiago Ramirez, R OBP: 0.275, SLG: 0.275 Matthew LeCroy, R OBP: 0.275, SLG: 0.275										2	0	0	0	0	0	1											
Inning Stats	R: 0 E: 1 K: 0 S: 9	H: 0 LOB: 1 BB: 0 P: 16	R: 1 E: 0 K: 1 S: 11	H: 2 LOB: 1 BB: 0 P: 16	R: 0 E: 0 K: 1 S: 6	H: 0 LOB: 0 BB: 0 P: 9	R: 1 E: 1 K: 0 S: 8	H: 2 LOB: 1 BB: 1 P: 14	R: 0 E: 0 K: 1 S: 9	H: 1 LOB: 0 BB: 0 P: 12	R: 0 E: 0 K: 1 S: 8	H: 0 LOB: 0 BB: 0 P: 11	R: 0 E: 0 K: 1 S: 9	H: 0 LOB: 0 BB: 0 P: 15	R: 0 E: 0 K: 1 S: 12	H: 0 LOB: 1 BB: 1 P: 21		R: 0 E: 0 K: 0 S: 13	H: 1 LOB: 1 BB: 0 P: 18	1B: 4 2B: 1 3B: 0 HR: 1	SF: 0 SAC: 0 DP: 1 HBP: 0	WP: 1 PB: 0 SB: 0 CS: 1	PA: 34				
PITCHER	IP	WLS	BF	H	R	ER	SO	BB	IBB	HBP	BLK	WP	HR	S	P	ERA	WHIP										
21 Jon Lieber, R ERA: 5.79	2.0		9	2	1	1	1	0	0	0	0	0	1	20	32	4.50	1.000										
Clay Condry, R ERA: 1.29	4.0	W	14	3	1	0	2	1	0	0	0	0	0	31	46	0.00	1.000										
Rheal Cormier, L ERA: 1.02	1.0	H	3	0	0	0	1	0	0	0	0	0	0	9	15	0.00	0.000										
Aaron Fultz, L ERA: 3.84	1.0		4	0	0	0	2	1	0	0	0	1	0	12	21	0.00	1.000										
Ryan Franklin, R ERA: 5.11	1.0		4	1	0	0	0	0	0	0	0	0	0	13	18	0.00	1.000										

Batter	1	2	3	4	5	6	7	8	9	AB	R	H	RBI	BB	SO	LOB	BOTTOM										
11 Jimmy Rollins, S OBP: 0.319, SLG: 0.397	G6-3		K							4	3	2	0	1	1	0	Washington Nationals @ Philadelphia Phillies Citizens Bank Park, Philadelphia, PA Mon May 29 2006, 7:05 PM EDT Att: 33,682 - Partly Cloudy - 87 F										
26 Chase Utley, L OBP: 0.401, SLG: 0.544	G3									4	2	2	0	1	0	2											
Bobby Abreu, L OBP: 0.458, SLG: 0.510	G6-3		K							4	1	1	2	1	1	2											
Pat Burrell, R OBP: 0.408, SLG: 0.565 8 Shane Victorino, S OBP: 0.391, SLG: 0.522	F9		K							3	1	1	2	1	1	1											
6 Ryan Howard, L OBP: 0.360, SLG: 0.624										5	1	1	3	0	1	3											
Aaron Rowand, R OBP: 0.347, SLG: 0.504	F8									4	1	1	1	0	1	0											
David Bell, R OBP: 0.333, SLG: 0.409										4	1	3	2	0	0	0											
Sal Fasano, R OBP: 0.300, SLG: 0.360										4	0	2	1	0	0	1											
21 Jon Lieber, L Mike Lieberthal, R Clay Condry, R David Dellucci, L Rheal Cormier, L Abraham Nunez, S Aaron Fultz, L Ryan Franklin, R										0	0	0	0	0	0	0											
Inning Stats	R: 1 E: 0 K: 0 S: 9	H: 1 LOB: 0 BB: 0 P: 13	R: 1 E: 0 K: 1 S: 13	H: 2 LOB: 1 BB: 0 P: 19	R: 0 E: 0 K: 3 S: 12	H: 1 LOB: 1 BB: 0 P: 18	R: 0 E: 0 K: 1 S: 9	H: 0 LOB: 0 BB: 0 P: 14	R: 0 E: 0 K: 0 S: 12	H: 0 LOB: 0 BB: 0 P: 15	R: 3 E: 0 K: 0 S: 16	H: 4 LOB: 2 BB: 1 P: 27	R: 5 E: 0 K: 0 S: 15	H: 4 LOB: 1 BB: 2 P: 31	R: 1 E: 0 K: 0 S: 9	H: 1 LOB: 1 BB: 1 P: 17		1B: 7 2B: 4 3B: 1 HR: 1	SF: 0 SAC: 0 DP: 0 HBP: 0	WP: 1 PB: 0 SB: 1 CS: 0	PA: 41						
PITCHER	IP	WLS	BF	H	R	ER	SO	BB	IBB	HBP	BLK	WP	HR	S	P	ERA	WHIP										
48 Michael O'Connor, L ERA: 3.0	5.0	L	20	5	3	3	5	0	0	0	0	0	0	57	81	5.40	1.000										
Gary Majewski, R ERA: 3.58	1.0		8	4	3	3	0	1	0	0	0	1	1	15	27	27.00	5.000										
Joey Eischen, L ERA: 0.69	0.0		2	0	0	0	0	2	0	0	0	0	0	3	11	*	*										
Santiago Ramirez, R ERA: 8.1	1.0		6	3	4	4	0	0	0	0	0	0	0	11	18	36.00	3.000										
52 Saul Rivera, R ERA: 3.0	1.0		5	1	1	1	0	1	0	0	0	0	0	9	17	9.00	2.000										

AB 32
 R 2
 H 6
 RBI 1
 BB 2
 SO 6
 LOB 10




AB 37
 R 11
 H 13
 RBI 11
 BB 4
 SO 5
 LOB 14




Batter	1	2	3	4	5	6	7	8	9	AB	R	H	RBI	BB	SO	LOB	TOP									
Alfonso Soriano, R (1, 7) OBP: 0.346, SLG: 0.593	2-3 K		2-1 P3			1-3 K		1-3 K		4	0	0	0	0	3	0	Washington Nationals @ Philadelphia Phillies Citizens Bank Park, Philadelphia, PA Tue May 30 2006, 7:05 PM EDT Att: 23,805 - Overcast - 85 F									
Royce Clayton, R (1, 6) OBP: 0.301, SLG: 0.315	1-0 G5-3			1-1 24 G3 PB 1B		1-2 G5-3			2-1 G1-3 HBP	3	0	1	0	0	0											
Jose Vidro, S (1, 4) OBP: 0.389, SLG: 0.430	0-0 F7			2-1 SAFE 1-2 F8			0-2 G3-1		1-1 G1-3	4	0	0	0	0	2											
24 Nick Johnson, L (1, 3) OBP: 0.413, SLG: 0.553		4-1 S 1B BB		2-2 G3			1-1 F8		1-3 K	3	0	0	0	1	2											
11 Ryan Zimmerman, R (1, 5) OBP: 0.332, SLG: 0.467		3-1 P6		3-3 K			0-0 G6-3		0-0 G5-3	4	0	0	0	0	3											
Marlon Anderson, L (1, 9) OBP: 0.303, SLG: 0.367		2-2 1-H 1B			3-2 F7				0-0 B3	3	0	1	0	0	0											
Brian Schneider, L (1, 2) OBP: 0.310, SLG: 0.287		1-3 K			1-2 F7			4-1 HR BB		2	1	0	0	1	1											
Marlon Byrd, R (1, 8) OBP: 0.364, SLG: 0.376			1-1 P6		3-2 F8			0-0 1-H HR		3	1	1	2	0	0											
Tony Armas, R (1, 1) OBP: 0.050, SLG: 0.050			0-3 K			0-2 G5-3		3-2 P5		2	0	0	0	0	1											
Mike Stanton, L (7, 1) Daryle Ward, L (8, PH) Jon Rauch, R (8, 1)										0	0	0	0	0	0											
Inning Stats	R: 0 E: 0 K: 1 S: 6	H: 0 LOB: 0 BB: 0 P: 9	R: 0 E: 0 K: 1 S: 10	H: 1 LOB: 1 BB: 1 P: 20	R: 0 E: 0 K: 1 S: 7	H: 0 LOB: 0 BB: 0 P: 10	R: 0 E: 0 K: 1 S: 10	H: 1 LOB: 1 BB: 0 P: 18	R: 0 E: 0 K: 0 S: 14	H: 0 LOB: 0 BB: 0 P: 21	R: 0 E: 0 K: 0 S: 10	H: 0 LOB: 0 BB: 0 P: 12	R: 0 E: 0 K: 0 S: 6	H: 0 LOB: 0 BB: 0 P: 7	R: 2 E: 0 K: 1 S: 11	H: 1 LOB: 0 BB: 1 P: 19	R: 0 E: 0 K: 1 S: 7	H: 0 LOB: 1 BB: 0 P: 11	1B: 2 2B: 0 3B: 0 HR: 1	SF: 0 SAC: 0 DP: 0 HBP: 1	WP: 0 PB: 1 SB: 1 CS: 0	PA: 32				
PITCHER	IP WLS BF H R ER SO BB IBB HBP BLK WP HR S P ERA WHIP	8.0 W 28 3 2 2 6 2 0 0 0 0 1 74 116 2.25 0.625	1.0 S 4 0 0 0 1 0 0 1 0 0 0 7 11 0.00 0.000																							

Batter	1	2	3	4	5	6	7	8	9	AB	R	H	RBI	BB	SO	LOB	BOTTOM								
11 Jimmy Rollins, S (1, 6) OBP: 0.317, SLG: 0.394	1-1 F8			1-0 26 1B HR	2-1 F7		1-1 G5-2-3 3-H			4	1	1	0	0	0	3	Washington Nationals @ Philadelphia Phillies Citizens Bank Park, Philadelphia, PA Tue May 30 2006, 7:05 PM EDT Att: 23,805 - Overcast - 85 F								
26 Chase Utley, L (1, 4) OBP: 0.396, SLG: 0.538	2-2 G3-1			0-0 SAFE 1-2 HR 1B		3-2 G3		0-1 G3-1	4	1	1	0	0	0	0										
Bobby Abreu, L (1, 9) OBP: 0.456, SLG: 0.522	1-2 K			3-1 1-H 2-H HR		3-2 F9		2-3 K	4	1	1	3	0	2	0										
Pat Burrell, R (1, 7) OBP: 0.400, SLG: 0.552		0-1 F8		3-3 K		2-3 K		0-1 G5-3	4	0	0	0	0	2	0										
45 Tom Gordon, R (9, 1)									0	0	0	0	0	0	0										
6 Ryan Howard, L (1, 3) OBP: 0.354, SLG: 0.614		3-2 F8		3-3 K			1-0 G4-3			3	0	0	0	0	1										
Aaron Rowand, R (1, 8) OBP: 0.353, SLG: 0.507		1-3 K		2-2 K			1-0 HBP 39 BB BB 1B			3	1	2	0	0	1										
David Bell, R (1, 5) OBP: 0.333, SLG: 0.404			2-1 P3	1-0 F9			4-2 SAFE 39 BB 11 HBP G5-2-3 BB			2	0	0	0	1	0										
Mike Lieberthal, R (1, 2) OBP: 0.324, SLG: 0.388			0-2 G6-3		0-0 F8		3-0 39 BB HBP			2	0	0	0	0	0										
39 Brett Myers, R (1, 1) OBP: 0.080, SLG: 0.042			2-1 G3-1		1-2 G1-3		4-2 1-2 2-3 3-H BB			2	0	0	1	1	0										
8 Shane Victorino, S (9, 7) OBP: 0.361, SLG: 0.522										0	0	0	0	0	0										
Inning Stats	R: 0 E: 0 K: 1 S: 12	H: 0 LOB: 0 BB: 0 P: 16	R: 0 E: 0 K: 1 S: 8	H: 0 LOB: 0 BB: 0 P: 12	R: 0 E: 0 K: 0 S: 7	H: 0 LOB: 0 BB: 0 P: 11	R: 3 E: 0 K: 2 S: 16	H: 4 LOB: 1 BB: 0 P: 29	R: 0 E: 0 K: 0 S: 6	H: 0 LOB: 0 BB: 0 P: 9	R: 0 E: 0 K: 1 S: 9	H: 0 LOB: 0 BB: 0 P: 17	R: 1 E: 0 K: 0 S: 9	H: 1 LOB: 2 BB: 2 P: 22	R: 0 E: 0 K: 1 S: 9	H: 0 LOB: 0 BB: 0 P: 11	1B: 4 2B: 0 3B: 0 HR: 1	SF: 0 SAC: 0 DP: 1 HBP: 1	WP: 0 PB: 0 SB: 0 CS: 0	PA: 31					
PITCHER	IP WLS BF H R ER SO BB IBB HBP BLK WP HR S P ERA WHIP	6.1 L 27 5 4 4 5 2 0 0 0 0 0 2 3 0.00 1.105	0.2 1 0 0 0 0 0 0 0 0 0 0 0 2 3 0.00 0.000	1.0 3 0 0 0 1 0 0 0 0 0 0 0 9 11 0.00 0.000																					

AB 29
R 2
H 3
RBI 2
BB 2
SO 7
LOB 8



AB 28
R 4
H 5
RBI 4
BB 2
SO 6
LOB 4



Batter	1	2	3	4	5	6	7	8	9	AB	R	H	RBI	BB	SO	LOB	TOP							
Alfonso Soriano, R OBP: 0.349, SLG: 0.596	1-2 FC5-4 1B	4-1 1B BB		3-3 K		3-3 K		0-0 E4 2B		4	1	1	0	1	2	0								
Royce Clayton, R OBP: 0.316, SLG: 0.324	0-2 FC5-4 1B 2B	2-2 1B			4-1 24 E BB		1-2 F9	4-2 2B BB		3	3	1	1	2	0	1								
Jose Vidro, S OBP: 0.389, SLG: 0.431	1 SAFE 24 2B 11 SF9	2-1 F9			1-1 11 G6-4-3 24 E 1B HBP		1-2 24 2B	0-2 1B 2B		4	3	3	2	0	0	2								
24 Nick Johnson, L OBP: 0.415, SLG: 0.556	3-2 11 SF9 2B		2-1 11 CS 1B		3-2 11 G6-4-3 1B HBP		3-2 2B 2B	0-1 F8 2B		5	1	3	1	0	0	2								
11 Ryan Zimmerman, R OBP: 0.328, SLG: 0.461	0-2 SF9		3-2 1B		1-1 G6-4-3		4-0 2B IBB	0-0 P3		3	1	1	1	1	0	3								
Marlon Byrd, R OBP: 0.354, SLG: 0.363	1-3 K		1-3 2B		3-2 1B		3-2 K		0-0 F8	3	0	1	1	0	2	2								
Darvle Ward, L OBP: 0.354, SLG: 0.548										1	0	0	0	0	1	3								
Damian Jackson, R OBP: 0.295, SLG: 0.581										1	0	0	0	0	0	0								
Brian Schneider, L OBP: 0.312, SLG: 0.293		2-3 K	1-2 G4-3		3-2 K		1-1 2B	2-1 F9		5	0	1	3	0	2	2								
Mike Vento, R OBP: 0.462, SLG: 0.300		4-2 FC3-6 BB		1-2 L6		1-0 P3	0-3 K	0-0 G1-3		4	0	0	0	1	1	1								
Ramon Ortiz, R OBP: 0.130, SLG: 0.091		0-0 FC3-6 BB		1-3 K		0-3 K		2-3 K		3	1	0	0	0	2	1								
Jon Rauch, R OBP: 0.130, SLG: 0.091										1	0	0	0	0	1	0								
Mike Stanton, L OBP: 0.295, SLG: 0.581		1-2 1B								0	0	0	0	0	0	0								
52 Saul Rivera, S OBP: 0.295, SLG: 0.581										0	0	0	0	0	0	0								
Inning Stats	R: 2 E: 0 K: 1 S: 17	H: 3 LOB: 1 BB: 0 P: 24	R: 1 E: 0 K: 1 S: 15	H: 1 LOB: 2 BB: 2 P: 28	R: 0 E: 0 K: 1 S: 11	H: 2 LOB: 1 BB: 0 P: 18	R: 0 E: 0 K: 2 S: 10	H: 0 LOB: 0 BB: 0 P: 15	R: 2 E: 1 K: 1 S: 13	H: 1 LOB: 1 BB: 1 P: 25	R: 0 E: 0 K: 2 S: 8	H: 0 LOB: 0 BB: 0 P: 12	R: 3 E: 0 K: 2 S: 19	H: 3 LOB: 1 BB: 1 P: 32	R: 2 E: 1 K: 1 S: 13	H: 1 LOB: 0 BB: 1 P: 19	R: 0 E: 0 K: 0 S: 4	H: 0 LOB: 0 BB: 0 P: 6	1B: 6 2B: 5 3B: 0 HR: 0	SF: 1 SAC: 0 DP: 1 HBP: 1	WP: 0 PB: 0 SB: 1 CS: 1	PA: 44		
PITCHER	IP	WLS	BF	H	R	ER	SO	BB	IBB	HBP	BLK	WP	HR	S	P	ERA	WHIP							
Dana Eveland, L ERA: 8.51	4.0	L	22	6	5	5	5	3	0	1	0	0	0	58	98	11.25	2.250							
57 Joe Winkelsas, R ERA: 3.18	1.0		3	1	0	0	1	0	0	0	0	0	0	8	12	0.00	1.000							
Geremi Gonzalez, R ERA: 8.05	2.0		10	3	3	3	4	0	1	0	0	0	0	27	44	13.50	1.500							
Dan Kolb, R ERA: 3.06	2.0		9	1	2	1	1	1	0	0	0	0	0	17	25	4.50	1.000							

Washington Nationals @ Milwaukee Brewers
Miller Park, Milwaukee, WI
Fri Jun 02 2006, 7:05 PM CDT
Att: 21,476 - Partly Cloudy - 68 F

AB	37
R	10
H	11
RBI	9
BB	5
SO	11
LOB	17



Batter	1	2	3	4	5	6	7	8	9	AB	R	H	RBI	BB	SO	LOB	BOTTOM							
23 Rickie Weeks Jr., R OBP: 0.380, SLG: 0.440	1-2 F8		2-2 P6		0-2 G6-3		3-3 K			4	0	0	0	0	1	2								
2 Bill Hall, R OBP: 0.323, SLG: 0.596	1-3 K		2-0 F7			3-2 G3-1 3B		2-3 K		4	1	1	0	0	2	0								
Geoff Jenkins, L OBP: 0.321, SLG: 0.422	2-1 P4		3-2 K			3-2 G3-1		3-2 F9		4	0	0	1	0	1	0								
Carlos Lee, R OBP: 0.343, SLG: 0.566		0-1 F7		2-3 K		1-2 P4		0-0 F8		4	0	0	0	0	1	0								
28 Prince Fielder, L OBP: 0.362, SLG: 0.525		4-1 47 CS BB		1-1 P5		1-0 P6			1-3 K	3	0	0	0	1	1	0								
47 Corey Koskie, L OBP: 0.351, SLG: 0.517		1-2 E3 HR		0-1 F9			3-2 1 1B 2B		2-2 P5	4	2	1	0	0	0	1								
Damian Miller, R OBP: 0.370, SLG: 0.537		3-2 HR			0-1 1B		1-1 F7		2-2 2B	4	1	3	2	0	0	1								
Brady Clark, R OBP: 0.388, SLG: 0.343		0-1 1B			1-3 K		0-3 K		1-1 F8	4	0	1	0	0	2	3								
Dana Eveland, L ERA: 8.51										1	0	0	0	0	1	1								
57 Joe Winkelsas, R ERA: 3.18										0	0	0	0	0	0	0								
18 Gabe Gross, L OBP: 0.316, SLG: 0.324										1	0	0	0	0	1	1								
Geremi Gonzalez, R ERA: 8.05										0	0	0	0	0	0	0								
1 Corey Hart, R OBP: 0.242, SLG: 0.500										1	0	1	1	0	0	0								
Dan Kolb, R ERA: 3.06										0	0	0	0	0	0	0								
Inning Stats	R: 0 E: 0 K: 1 S: 8	H: 0 LOB: 0 BB: 0 P: 12	R: 2 E: 1 K: 1 S: 14	H: 2 LOB: 1 BB: 1 P: 24	R: 0 E: 0 K: 1 S: 7	H: 0 LOB: 0 BB: 0 P: 14	R: 0 E: 0 K: 1 S: 8	H: 0 LOB: 0 BB: 0 P: 11	R: 0 E: 0 K: 2 S: 11	H: 1 LOB: 1 BB: 0 P: 15	R: 1 E: 0 K: 0 S: 14	H: 1 LOB: 0 BB: 0 P: 22	R: 1 E: 0 K: 2 S: 17	H: 2 LOB: 1 BB: 0 P: 26	R: 0 E: 0 K: 1 S: 8	H: 0 LOB: 0 BB: 0 P: 13	R: 0 E: 0 K: 1 S: 12	H: 1 LOB: 1 BB: 0 P: 18	1B: 3 2B: 2 3B: 1 HR: 1	SF: 0 SAC: 0 DP: 0 HBP: 0	WP: 0 PB: 0 SB: 1 CS: 1	PA: 35		
PITCHER	IP	WLS	BF	H	R	ER	SO	BB	IBB	HBP	BLK	WP	HR	S	P	ERA	WHIP							
Ramon Ortiz, R ERA: 5.05	6.2	W	27	6	4	2	7	1	0	0	0	0	0	74	116	2.70	1.050							
Jon Rauch, R ERA: 2.03	1.1		4	0	0	0	2	0	0	0	0	0	0	13	21	0.00	0.000							
Mike Stanton, L ERA: 3.7	0.2		3	1	0	0	1	0	0	0	0	0	0	10	15	0.00	1.500							
52 Saul Rivera, R ERA: 2.7	0.1		1	0	0	0	0	0	0	0	0	0	0	2	3	0.00	0.000							

Washington Nationals @ Milwaukee Brewers
Miller Park, Milwaukee, WI
Fri Jun 02 2006, 7:05 PM CDT
Att: 21,476 - Partly Cloudy - 68 F

AB	34
R	4
H	7
RBI	4
BB	1
SO	10
LOB	9



Batter	1	2	3	4	5	6	7	8	9	AB	R	H	RBI	BB	SO	LOB	TOP								
Alfonso Soriano, R OBP: 0.364, SLG: 0.628 (1, 7)	2-2 CS 1B		1-0 HR	3-1 G6-4-3		2-2 HR		4-1 WP BB		4	2	3	5	1	0	3	Washington Nationals @ Milwaukee Brewers Miller Park, Milwaukee, WI Sun Jun 04 2006, 1:05 PM CDT Att: 21,608 - Sunny - 72 F								
Royce Clayton, R OBP: 0.315, SLG: 0.324 (1, 6)	1-0 2B 1B		1-3 K		3-1 G5-3	1-2 G6-3		2-2 SF9		4	0	1	1	0	1	0									
Jose Vidro, S OBP: 0.391, SLG: 0.436 (1, 4)	0-2 2B		0-0 1B		0-0 G6-3		0-1 FC6-4 1B	1-3 K		5	0	3	0	0	1	1									
13 Robert Fick, L OBP: 0.111, SLG: 0.111 24 Nick Johnson, L OBP: 0.406, SLG: 0.542 (7, 3)	1-1 P5		3-1 F7		1-1 G3		2-3 K	1-2 G1-3		4	0	0	0	0	1	4									
Brendan Harris, R OBP: 0.214, SLG: 0.083 (1, 5)	0-3 K			4-2 BB SH		0-1 F9	0-0 FC6-4 BB		3-3 K	4	2	0	0	1	2	3									
Damian Jackson, R OBP: 0.318, SLG: 0.550 (1, 8)		0-0 G1-3		4-2 SH BB		0-1 BB HR	4-2 E BB		1-3 K	3	1	1	0	2	1	0									
Brian Schneider, L OBP: 0.301, SLG: 0.305 (1, 2)		3-2 G4-3		0-0 SH		1-1 G4-3	1-0 E4		2-1 F8	4	0	0	0	0	0	2									
Mike Vento, R OBP: 0.381, SLG: 0.294 (1, 9)		2-2 F9		1-0 F8		4-0 BB HR	2-3 K			3	1	0	0	1	1	4									
Tony Armas, R OBP: 0.087, SLG: 0.045 Mike Stanton, L OBP: 0.315, SLG: 0.579 Gary Majewski, R OBP: 0.334, SLG: 0.579 Marlon Anderson, L OBP: 0.315, SLG: 0.579 Jon Rauch, R OBP: 0.315, SLG: 0.579 Bill Bray, L OBP: 0.315, SLG: 0.579 (1, 1)			1-3 K	1-2 E1		4-1 HR BB		4-1 WP BB SF9 BB		2	1	0	0	1	1	2									
Inning Stats	R: 0 E: 0 K: 1 S: 13	H: 3 LOB: 2 BB: 0 P: 16	R: 0 E: 0 K: 0 S: 7	H: 0 LOB: 0 BB: 0 P: 12	R: 1 E: 0 K: 2 S: 10	H: 2 LOB: 1 BB: 0 P: 16	R: 1 E: 0 K: 0 S: 12	H: 0 LOB: 2 BB: 2 P: 25	R: 0 E: 0 K: 0 S: 5	H: 0 LOB: 0 BB: 0 P: 9	R: 4 E: 0 K: 0 S: 13	H: 2 LOB: 0 BB: 2 P: 25	R: 1 E: 1 K: 2 S: 14	H: 1 LOB: 2 BB: 1 P: 23	R: 1 E: 0 K: 1 S: 12	H: 0 LOB: 1 BB: 2 P: 24		R: 0 E: 0 K: 2 S: 8	H: 0 LOB: 0 BB: 0 P: 14	1B: 5 2B: 1 3B: 0 HR: 2	SF: 1 SAC: 1 DP: 1 HBP: 0	WP: 1 PB: 0 CS: 1	PA: 43		
PITCHER	IP WLS BF H R ER SO BB IBB HBP BLK WP HR S P ERA WHIP	IP WLS BF H R ER SO BB IBB HBP BLK WP HR S P ERA WHIP	IP WLS BF H R ER SO BB IBB HBP BLK WP HR S P ERA WHIP	IP WLS BF H R ER SO BB IBB HBP BLK WP HR S P ERA WHIP	IP WLS BF H R ER SO BB IBB HBP BLK WP HR S P ERA WHIP	IP WLS BF H R ER SO BB IBB HBP BLK WP HR S P ERA WHIP	IP WLS BF H R ER SO BB IBB HBP BLK WP HR S P ERA WHIP	IP WLS BF H R ER SO BB IBB HBP BLK WP HR S P ERA WHIP	IP WLS BF H R ER SO BB IBB HBP BLK WP HR S P ERA WHIP	IP WLS BF H R ER SO BB IBB HBP BLK WP HR S P ERA WHIP	IP WLS BF H R ER SO BB IBB HBP BLK WP HR S P ERA WHIP	IP WLS BF H R ER SO BB IBB HBP BLK WP HR S P ERA WHIP	IP WLS BF H R ER SO BB IBB HBP BLK WP HR S P ERA WHIP	IP WLS BF H R ER SO BB IBB HBP BLK WP HR S P ERA WHIP	IP WLS BF H R ER SO BB IBB HBP BLK WP HR S P ERA WHIP	IP WLS BF H R ER SO BB IBB HBP BLK WP HR S P ERA WHIP	IP WLS BF H R ER SO BB IBB HBP BLK WP HR S P ERA WHIP	IP WLS BF H R ER SO BB IBB HBP BLK WP HR S P ERA WHIP	IP WLS BF H R ER SO BB IBB HBP BLK WP HR S P ERA WHIP	IP WLS BF H R ER SO BB IBB HBP BLK WP HR S P ERA WHIP	IP WLS BF H R ER SO BB IBB HBP BLK WP HR S P ERA WHIP	IP WLS BF H R ER SO BB IBB HBP BLK WP HR S P ERA WHIP	IP WLS BF H R ER SO BB IBB HBP BLK WP HR S P ERA WHIP	IP WLS BF H R ER SO BB IBB HBP BLK WP HR S P ERA WHIP	IP WLS BF H R ER SO BB IBB HBP BLK WP HR S P ERA WHIP

AB	34
R	8
H	8
RBI	6
BB	7
SO	8
LOB	20



Batter	1	2	3	4	5	6	7	8	9	AB	R	H	RBI	BB	SO	LOB	BOTTOM								
23 Rickie Weeks Jr., R OBP: 0.369, SLG: 0.424 (1, 4)	2-2 F8			0-1 18 G5-3 1B		0-1 G4-3		0-2 FC5-4 18 DI HR		4	1	1	1	0	0	1	Washington Nationals @ Milwaukee Brewers Miller Park, Milwaukee, WI Sun Jun 04 2006, 1:05 PM CDT Att: 21,608 - Sunny - 72 F								
2 Bill Hall, R OBP: 0.320, SLG: 0.576 (1, 6)	0-2 G6-3			1-2 F9		2-3 K		1-1 F8		4	0	0	0	0	1	2									
Geoff Jenkins, L OBP: 0.313, SLG: 0.410 18 Gabe Gross, L OBP: 0.320, SLG: 0.485 (4, PH) (5, 9)	2-3 K			2-2 G5-3		3-1 F9		0-1 HR		1	0	0	0	0	1	0									
Carlos Lee, R OBP: 0.343, SLG: 0.561 (1, 7)		1-0 F7		2-1 L4		1-0 47 1B 2B		2-1 P4		4	1	1	0	0	0	1									
28 Prince Fielder, L OBP: 0.355, SLG: 0.514 (1, 3)		1-0 L5			2-0 F7		1-3 K		1-0 G4-3	4	0	0	0	0	1	1									
47 Corey Koskie, L OBP: 0.358, SLG: 0.513 (1, 5)		2-2 F8			4-2 G3 BB		1-0 WP 1B		0-3 K	3	0	1	1	1	1	0									
Chad Moeller, R OBP: 0.286, SLG: 0.369 (1, 2)			1-3 K		0-0 G3		2-3 K		2-0 F7	4	0	0	0	0	2	2									
Brady Clark, R OBP: 0.385, SLG: 0.337 (1, 8)			3-1 F8		2-2 L4		2-1 G5-3			3	0	0	0	0	0	2									
Jorge De La Rosa, L OBP: 0.334, SLG: 0.579 57 Joe Winkelsas, R OBP: 0.334, SLG: 0.579 1 Corey Hart, R OBP: 0.334, SLG: 0.579 Allan Simpson, R OBP: 0.334, SLG: 0.579 Brian Shouse, L OBP: 0.334, SLG: 0.579 Jeff Cirillo, R OBP: 0.334, SLG: 0.579 13 Zach Jackson, L OBP: 0.334, SLG: 0.579 (1, 1)			0-3 K2-3		3-2 E8 23 G4-3 2B		4-2 FC5-4 BB			1	0	0	0	0	1	0									
Inning Stats	R: 0 E: 0 K: 1 S: 10	H: 0 LOB: 0 BB: 0 P: 14	R: 0 E: 0 K: 0 S: 6	H: 0 LOB: 0 BB: 0 P: 10	R: 0 E: 0 K: 2 S: 8	H: 0 LOB: 0 BB: 0 P: 12	R: 0 E: 0 K: 0 S: 10	H: 1 LOB: 1 BB: 0 P: 15	R: 0 E: 0 K: 0 S: 7	H: 0 LOB: 0 BB: 1 P: 15	R: 1 E: 1 K: 1 S: 10	H: 1 LOB: 0 BB: 0 P: 18	R: 1 E: 1 K: 2 S: 10	H: 2 LOB: 1 BB: 0 P: 17	R: 2 E: 0 K: 0 S: 12	H: 1 LOB: 0 BB: 1 P: 19		R: 0 E: 0 K: 1 S: 5	H: 0 LOB: 0 BB: 0 P: 8	1B: 2 2B: 2 3B: 0 HR: 1	SF: 0 SAC: 0 DP: 0 HBP: 0	WP: 1 PB: 0 CS: 0	PA: 34		
PITCHER	IP WLS BF H R ER SO BB IBB HBP BLK WP HR S P ERA WHIP	IP WLS BF H R ER SO BB IBB HBP BLK WP HR S P ERA WHIP	IP WLS BF H R ER SO BB IBB HBP BLK WP HR S P ERA WHIP	IP WLS BF H R ER SO BB IBB HBP BLK WP HR S P ERA WHIP	IP WLS BF H R ER SO BB IBB HBP BLK WP HR S P ERA WHIP	IP WLS BF H R ER SO BB IBB HBP BLK WP HR S P ERA WHIP	IP WLS BF H R ER SO BB IBB HBP BLK WP HR S P ERA WHIP	IP WLS BF H R ER SO BB IBB HBP BLK WP HR S P ERA WHIP	IP WLS BF H R ER SO BB IBB HBP BLK WP HR S P ERA WHIP	IP WLS BF H R ER SO BB IBB HBP BLK WP HR S P ERA WHIP	IP WLS BF H R ER SO BB IBB HBP BLK WP HR S P ERA WHIP	IP WLS BF H R ER SO BB IBB HBP BLK WP HR S P ERA WHIP	IP WLS BF H R ER SO BB IBB HBP BLK WP HR S P ERA WHIP	IP WLS BF H R ER SO BB IBB HBP BLK WP HR S P ERA WHIP	IP WLS BF H R ER SO BB IBB HBP BLK WP HR S P ERA WHIP	IP WLS BF H R ER SO BB IBB HBP BLK WP HR S P ERA WHIP	IP WLS BF H R ER SO BB IBB HBP BLK WP HR S P ERA WHIP	IP WLS BF H R ER SO BB IBB HBP BLK WP HR S P ERA WHIP	IP WLS BF H R ER SO BB IBB HBP BLK WP HR S P ERA WHIP	IP WLS BF H R ER SO BB IBB HBP BLK WP HR S P ERA WHIP	IP WLS BF H R ER SO BB IBB HBP BLK WP HR S P ERA WHIP	IP WLS BF H R ER SO BB IBB HBP BLK WP HR S P ERA WHIP	IP WLS BF H R ER SO BB IBB HBP BLK WP HR S P ERA WHIP	IP WLS BF H R ER SO BB IBB HBP BLK WP HR S P ERA WHIP	IP WLS BF H R ER SO BB IBB HBP BLK WP HR S P ERA WHIP

AB	32
R	4
H	5
RBI	4
BB	2
SO	7
LOB	10



Batter	1	2	3	4	5	6	7	8	9	AB	R	H	RBI	BB	SO	LOB	TOP					
Alfonso Soriano, R (1, 7) OBP: 0.363, SLG: 0.628	G6-3		G4-3				G3-1			4	1	1	2	0	0	0	Washington Nationals @ Atlanta Braves Turner Field, Atlanta, GA Tue Jun 06 2006, 7:35 PM EDT Att: 23,497 - Clear - 80 F					
Royce Clayton, R (1, 6) OBP: 0.321, SLG: 0.332	1B		1B				G3			4	1	2	0	0	1	0						
Jose Vidro, S (1, 4) OBP: 0.381, SLG: 0.427	F8		F9				G1-3		K	4	0	0	0	0	1	2						
24 Nick Johnson, L (1, 3) OBP: 0.415, SLG: 0.539	BB		G6-3				HBP		1B	2	0	1	0	1	0	1						
11 Ryan Zimmerman, R (1, 5) OBP: 0.329, SLG: 0.460	2B						G5-4-3		FC3-6	4	0	1	1	0	0	2						
Marlon Byrd, R (1, 9) OBP: 0.342, SLG: 0.348	G6-3						1B		F8	4	0	1	0	0	1	3						
13 Robert Fick, L (1, 2)		G3-1					1B		F9	4	0	1	0	0	0	0						
Damian Jackson, R (1, 8) OBP: 0.311, SLG: 0.515	G6-3						1B		K	3	1	1	0	0	0	2						
Marlon Anderson, L (9, PH) OBP: 0.324, SLG: 0.388							1B		K	1	0	0	0	0	1	0						
41 Shawn Hill, R (1, 1) OBP: 0.295, SLG: 0.400	K								K	1	0	0	0	0	1	0						
Matthew LeCroy, R (7, PH) OBP: 0.295, SLG: 0.400										1	0	0	0	0	1	0						
Jon Rauch, R (7, 1) OBP: 0.333, SLG: 0.511										0	0	0	0	0	0	0						
Bill Bray, L (8, 1)										0	0	0	0	0	0	0						
Daryle Ward, L (9, PH)										1	0	0	0	0	1	0						
Inning Stats	R: 1 E: 0 K: 0 S: 12	H: 2 LOB: 2 BB: 1 P: 25	R: 0 E: 0 K: 1 S: 5	H: 0 LOB: 0 BB: 0 P: 8	R: 0 E: 0 K: 1 S: 7	H: 1 LOB: 1 BB: 0 P: 11	R: 0 E: 0 K: 1 S: 10	H: 0 LOB: 0 BB: 0 P: 18	R: 2 E: 0 K: 1 S: 11	H: 2 LOB: 0 BB: 0 P: 16	R: 0 E: 0 K: 0 S: 7	H: 2 LOB: 2 BB: 0 P: 13	R: 0 E: 0 K: 1 S: 6	H: 0 LOB: 0 BB: 0 P: 11	R: 0 E: 0 K: 1 S: 8	H: 1 LOB: 1 BB: 0 P: 15	R: 0 E: 0 K: 2 S: 11	H: 0 LOB: 0 BB: 0 P: 17	1B: 6 2B: 1 3B: 0 HR: 1	SF: 0 SAC: 1 DP: 1 HBP: 1	WP: 0 PB: 0 SB: 0 CS: 0	PA: 36
PITCHER	IP WLS BF H R ER SO BB IBB HBP BLK WP HR S P ERA WHIP																					
Horacio Ramirez, L (1, 1) ERA: 3.24	8.0 W 33 8 3 3 5 1 0 1 0 0 0 1 66 117 3.38 1.125																					
Ken Ray, R (9, 1) ERA: 2.2	1.0 S 3 0 0 0 2 0 0 0 0 0 0 0 11 17 0.00 0.000																					

Batter	1	2	3	4	5	6	7	8	9	AB	R	H	RBI	BB	SO	LOB	BOTTOM					
Marcus Giles, R (1, 4) OBP: 0.340, SLG: 0.357	F9	E7		G4-3			P3			4	0	1	1	0	0	1	Washington Nationals @ Atlanta Braves Turner Field, Atlanta, GA Tue Jun 06 2006, 7:35 PM EDT Att: 23,497 - Clear - 80 F					
11 Edgar Renteria, R (1, 6) OBP: 0.401, SLG: 0.465	G6-3	G1-3		G4-3			K			4	0	0	0	0	1	2						
10 Chipper Jones, S (1, 5) OBP: 0.394, SLG: 0.441	1B			G4-3			G4-3			3	0	0	0	1	0	0						
Andrew Jones, R (1, 8) OBP: 0.355, SLG: 0.546	1B			K			G5-3		HR	4	1	2	1	0	1	0						
Adam LaRoche, L (1, 3) OBP: 0.343, SLG: 0.503	G6-3			HR			K		E4	4	1	1	1	0	1	2						
7 Jeff Francoeur, R (1, 9) OBP: 0.288, SLG: 0.439		G5-3	G6-3				G3		1B	4	0	1	0	0	0	0						
Ryan Langerhans, L (1, 7) OBP: 0.342, SLG: 0.490	1B			3B			BB		B2	3	2	2	0	1	0	2						
8 Brayan Peña, S (1, 2) OBP: 0.357, SLG: 0.481	1B			SH1-4			F8		G4-6-3	4	1	2	1	0	0	3						
Horacio Ramirez, L (1, 1) OBP: 0.333, SLG: 0.333	B1			SH1-4			G4-3			2	0	0	0	0	0	3						
Ken Ray, R (9, 1)										0	0	0	0	0	0	0						
Inning Stats	R: 0 E: 0 K: 0 S: 13	H: 1 LOB: 2 BB: 1 P: 21	R: 2 E: 1 K: 0 S: 12	H: 3 LOB: 1 BB: 0 P: 18	R: 1 E: 0 K: 1 S: 9	H: 1 LOB: 0 BB: 0 P: 16	R: 1 E: 0 K: 0 S: 7	H: 2 LOB: 1 BB: 0 P: 9	R: 0 E: 0 K: 1 S: 8	H: 0 LOB: 0 BB: 0 P: 13	R: 0 E: 0 K: 0 S: 10	H: 0 LOB: 1 BB: 1 P: 17	R: 0 E: 0 K: 1 S: 9	H: 0 LOB: 0 BB: 0 P: 16	R: 1 E: 1 K: 0 S: 11	H: 2 LOB: 1 BB: 0 P: 14	R: 0 E: 0 K: 1 S: 11	H: 0 LOB: 0 BB: 0 P: 17	1B: 6 2B: 0 3B: 1 HR: 2	SF: 0 SAC: 1 DP: 1 HBP: 0	WP: 0 PB: 0 SB: 0 CS: 0	PA: 35
PITCHER	IP WLS BF H R ER SO BB IBB HBP BLK WP HR S P ERA WHIP																					
41 Shawn Hill, R (1, 1) ERA: 2.77	6.0 L 27 7 4 3 2 2 0 0 0 0 0 0 1 59 94 4.50 1.500																					
Jon Rauch, R (7, 1) ERA: 2.57	1.0 4 1 1 1 1 0 0 0 0 0 0 1 12 20 9.00 1.000																					
Bill Bray, L (8, 1)	1.0 4 1 0 0 0 0 0 0 0 0 0 0 8 10 0.00 1.000																					

Batter	1	2	3	4	5	6	7	8	9	AB	R	H	RBI	BB	SO	LOB	TOP					
Alfonso Soriano, R OBP: 0.360, SLG: 0.623 (1, 7)											5	0	1	0	0	1	0					
Royce Clayton, R OBP: 0.316, SLG: 0.328 (1, 6)											5	1	1	0	0	0	1					
Jose Vidro, S OBP: 0.377, SLG: 0.419 (1, 4)											4	1	0	0	1	0	1					
24 Nick Johnson, L OBP: 0.418, SLG: 0.543 (1, 3)											2	1	1	0	1	1	0					
11 Ryan Zimmerman, R OBP: 0.336, SLG: 0.465 (1, 5)											2	1	1	1	1	1	2					
Marlon Anderson, L OBP: 0.325, SLG: 0.429 (1, 9)											3	1	1	2	0	1	1					
Marlon Byrd, R OBP: 0.342, SLG: 0.348 (7, 9)											0	0	0	0	0	0	0					
Darvle Ward, L OBP: 0.346, SLG: 0.543 (8, PH)											1	0	1	2	0	0	0					
Mike Vento, R OBP: 0.381, SLG: 0.294 (8, PR)											0	0	0	0	0	0	0					
Mike Vento, R OBP: 0.381, SLG: 0.294 (8, 9)											0	0	0	0	0	0	0					
Brian Schneider, L OBP: 0.303, SLG: 0.309 (1, 2)											3	0	1	0	1	1	1					
Damian Jackson, R OBP: 0.308, SLG: 0.500 (1, 8)											4	0	1	0	0	2	4					
Ramon Ortiz, R OBP: 0.115, SLG: 0.080 (1, 1)											3	0	0	0	0	2	2					
Gary Majewski, R (7, 1)											1	0	0	0	0	0	3					
32 Chad Cordero, R (9, 1)											0	0	0	0	0	0	0					
Inning Stats	R: 0 E: 0 K: 1 S: 9	H: 1 LOB: 2 BB: 1 P: 16	R: 0 E: 0 K: 2 S: 10	H: 1 LOB: 1 BB: 0 P: 13	R: 0 E: 0 K: 0 S: 8	H: 0 LOB: 0 BB: 0 P: 11	R: 0 E: 0 K: 2 S: 10	H: 0 LOB: 1 BB: 0 P: 18	R: 0 E: 0 K: 2 S: 8	H: 0 LOB: 0 BB: 0 P: 12	R: 3 E: 0 K: 0 S: 16	H: 3 LOB: 0 BB: 0 P: 25	R: 0 E: 0 K: 1 S: 7	H: 1 LOB: 0 BB: 0 P: 10	R: 2 E: 0 K: 1 S: 17	H: 2 LOB: 3 BB: 3 P: 34	R: 0 E: 0 K: 0 S: 5	H: 0 LOB: 0 BB: 0 P: 9	1B: 3 2B: 4 3B: 0 HR: 1	SF: 0 SAC: 1 DP: 0 HBP: 1	WP: 0 PB: 0 SB: 1 CS: 1	PA: 39
PITCHER	IP	WLS	BF	H	R	ER	SO	BB	IBB	HBP	BLK	WP	HR	S	P	ERA	WHIP					
29 John Smoltz, R ERA: 3.73 (1, 1)	7.0	L	28	6	3	3	8	1	0	1	0	0	1	68	105	3.86	1.000					
49 Macey McBride, L ERA: 4.24 (8, 1)	0.1		4	1	2	2	0	1	1	0	0	0	0	7	17	54.00	6.000					
Tyler Yates, R ERA: 8.1 (8, 1)	0.2		4	1	0	0	1	0	1	0	0	0	0	10	17	0.00	1.500					
Oscar Villarreal, R ERA: 4.67 (9, 1)	1.0		3	0	0	0	0	0	0	0	0	0	0	5	9	0.00	0.000					

Washington Nationals @ Atlanta Braves
Turner Field, Atlanta, GA
Wed Jun 07 2006, 7:35 PM EDT
Att: 32,001 - Partly Cloudy - 83 F

AB 33
R 5
H 8
RBI 5
BB 4
SO 9
LOB 15

Batter	1	2	3	4	5	6	7	8	9	AB	R	H	RBI	BB	SO	LOB	BOTTOM					
Marcus Giles, R OBP: 0.339, SLG: 0.364 (1, 4)											4	0	1	0	0	1	0					
11 Edgar Renteria, R OBP: 0.403, SLG: 0.468 (1, 6)											3	0	1	0	1	2	1					
10 Chipper Jones, S OBP: 0.391, SLG: 0.443 (1, 5)											4	1	1	0	0	0	2					
Andruw Jones, R OBP: 0.349, SLG: 0.536 (1, 8)											4	0	0	0	0	1	3					
Adam LaRoche, L OBP: 0.341, SLG: 0.497 (1, 3)											4	0	1	1	0	0	0					
7 Jeff Francoeur, R OBP: 0.287, SLG: 0.434 (1, 9)											3	0	0	0	0	0	1					
Ryan Langerhans, L OBP: 0.335, SLG: 0.391 (1, 7)											4	0	0	0	0	1	1					
Todd Pratt, R OBP: 0.291, SLG: 0.294 (1, 2)											3	0	1	0	0	1	0					
Wilson Betemit, S OBP: 0.346, SLG: 0.510 (9, PH)											1	0	0	0	0	1	0					
29 John Smoltz, R OBP: 0.185, SLG: 0.200 (1, 1)											2	0	0	0	0	1	2					
4 Pete Orr, L OBP: 0.226, SLG: 0.328 (7, PH)											1	1	1	1	0	0	0					
49 Macey McBride, L (8, 1)											0	0	0	0	0	0	0					
Tyler Yates, R (8, 1)											0	0	0	0	0	0	0					
Oscar Villarreal, L (9, 1)											0	0	0	0	0	0	0					
Inning Stats	R: 0 E: 0 K: 1 S: 8	H: 1 LOB: 1 BB: 0 P: 8	R: 0 E: 0 K: 0 S: 6	H: 1 LOB: 2 BB: 0 P: 10	R: 0 E: 0 K: 0 S: 10	H: 0 LOB: 1 BB: 1 P: 18	R: 0 E: 0 K: 0 S: 10	H: 0 LOB: 0 BB: 0 P: 14	R: 0 E: 0 K: 3 S: 10	H: 0 LOB: 0 BB: 0 P: 18	R: 1 E: 0 K: 1 S: 15	H: 2 LOB: 1 BB: 0 P: 20	R: 1 E: 0 K: 1 S: 9	H: 2 LOB: 1 BB: 0 P: 14	R: 0 E: 0 K: 0 S: 5	H: 0 LOB: 0 BB: 0 P: 8	R: 0 E: 0 K: 2 S: 10	H: 0 LOB: 0 BB: 0 P: 12	1B: 2 2B: 2 3B: 1 HR: 1	SF: 0 SAC: 0 DP: 0 HBP: 1	WP: 0 PB: 0 SB: 0 CS: 0	PA: 35
PITCHER	IP	WLS	BF	H	R	ER	SO	BB	IBB	HBP	BLK	WP	HR	S	P	ERA	WHIP					
Ramon Ortiz, R ERA: 4.83 (1, 1)	1.1	H	4	0	0	0	1	0	0	0	0	0	0	8	13	0.00	0.000					
Gary Majewski, R ERA: 3.13 (7, 1)	1.1	S	3	0	0	0	2	0	0	0	0	0	0	10	12	0.00	0.000					
32 Chad Cordero, R ERA: 2.93 (9, 1)	1.0		3	0	0	0	2	0	0	0	0	0	0	10	12	0.00	0.000					

Washington Nationals @ Atlanta Braves
Turner Field, Atlanta, GA
Wed Jun 07 2006, 7:35 PM EDT
Att: 32,001 - Partly Cloudy - 83 F

AB 33
R 2
H 6
RBI 2
BB 1
SO 8
LOB 10

Batter	1	2	3	4	5	6	7	8	9	AB	R	H	RBI	BB	SO	LOB	TOP										
11 Jimmy Rollins, S OBP: 0.310, SLG: 0.392	L9		E8 26 2B		G1-3		F7			4	1	1	0	0	0	1	Philadelphia Phillies @ Washington Nationals Robert F. Kennedy Memorial Stadium, Washington, DC Thu Jun 08 2006, 7:05 PM EDT Att: 24,669 - Partly Cloudy - 80 F										
26 Chase Utley, L OBP: 0.392, SLG: 0.532	G6-3				F9			G1-3		4	0	1	1	0	0	0											
Bobby Abreu, L OBP: 0.458, SLG: 0.505									G5-4-3 1B	2	0	1	0	2	0	1											
Pat Burrell, R OBP: 0.383, SLG: 0.516	F8							G5-4-3		3	1	0	0	1	0	3											
6 Ryan Howard, L OBP: 0.361, SLG: 0.614		G4-3								3	0	1	0	1	1	1											
Aaron Rowand, R OBP: 0.333, SLG: 0.488		F7			SF8				F8	3	0	0	1	0	0	2											
David Bell, R OBP: 0.332, SLG: 0.390		G6-3			P3				F8	4	0	1	0	0	0	2											
Sal Fasano, R OBP: 0.316, SLG: 0.435										3	0	0	0	0	1	2											
David Dellucci, L OBP: 0.317, SLG: 0.536			G5-3		P5				K	1	0	0	0	0	1	1											
58 Eude Brito, L										2	0	0	0	0	0	2		0									
Clay Condrey, R										0	0	0	0	0	0	0	0										
8 Shane Victorino, S OBP: 0.367, SLG: 0.515										1	0	0	0	0	0	1	Philadelphia Phillies @ Washington Nationals Robert F. Kennedy Memorial Stadium, Washington, DC Thu Jun 08 2006, 7:05 PM EDT Att: 24,669 - Partly Cloudy - 80 F										
Ryan Franklin, R										0	0	0	0	0	0	0											
Aaron Fultz, L										0	0	0	0	0	0	0											
Inning Stats	R: 0 E: 0 K: 0 S: 8	H: 0 LOB: 1 BB: 1 P: 12	R: 0 E: 0 K: 0 S: 5	H: 0 LOB: 0 BB: 0 P: 10	R: 1 E: 1 K: 1 S: 11	H: 2 LOB: 1 BB: 0 P: 15	R: 1 E: 0 K: 0 S: 13	H: 1 LOB: 1 BB: 1 P: 22	R: 0 E: 0 K: 1 S: 12	H: 0 LOB: 0 BB: 0 P: 17	R: 0 E: 0 K: 1 S: 6	H: 0 LOB: 1 BB: 1 P: 16	R: 0 E: 0 K: 1 S: 9	H: 1 LOB: 0 BB: 0 P: 11	R: 0 E: 0 K: 0 S: 4	H: 1 LOB: 0 BB: 0 P: 5		R: 0 E: 0 K: 1 S: 11	H: 0 LOB: 1 BB: 1 P: 18	1B: 4 2B: 1 3B: 0 HR: 0	SF: 1 SAC: 0 DP: 1 HBP: 0	WP: 1 PB: 0 SB: 0 CS: 0	PA: 35				
PITCHER	IP	WLS	BF	H	R	ER	SO	BB	IBB	HBP	BLK	WP	HR	S	P	ERA		WHIP									
48 Michael O'Connor, L ERA: 3.04	(1, 1)	6.0	W	24	3	2	1	3	3	0	0	0	1	0	55	92		1.50	1.000								
52 Saul Rivera, R ERA: 1.8	(7, 1)	1.0	H	4	1	0	0	1	0	0	0	0	0	0	9	11		0.00	1.000								
Mike Stanton, L ERA: 3.81	(8, 1)	1.0	H	3	1	0	0	0	0	0	0	0	0	4	5	0.00		1.000									
32 Chad Cordero, R ERA: 2.83	(9, 1)	1.0	S	4	0	0	0	1	1	0	0	0	0	0	11	18		0.00	1.000								

Batter	1	2	3	4	5	6	7	8	9	AB	R	H	RBI	BB	SO	LOB	BOTTOM										
Alfonso Soriano, R OBP: 0.369, SLG: 0.637	1B 24 WP SF8-4-3 BB		BLK 2B HBP		S 2B BB		HR			1	4	1	1	2	0	0	Philadelphia Phillies @ Washington Nationals Robert F. Kennedy Memorial Stadium, Washington, DC Thu Jun 08 2006, 7:05 PM EDT Att: 24,669 - Partly Cloudy - 80 F										
Royce Clayton, R OBP: 0.321, SLG: 0.342	G5-3				24 E 2B		G1-3			4	1	2	2	0	0	1											
Jose Vidro, S OBP: 0.379, SLG: 0.421										4	0	2	0	0	0	2											
24 Nick Johnson, L OBP: 0.420, SLG: 0.548	SF8-5-4-3				E7		G4-6-3			2	0	1	2	1	0	1											
11 Ryan Zimmerman, R OBP: 0.331, SLG: 0.457		F8								4	0	0	0	0	1	3											
Marlon Byrd, R OBP: 0.333, SLG: 0.338		P3			G5-3					4	0	0	0	0	0	0											
Brian Schneider, L OBP: 0.308, SLG: 0.322										4	0	2	0	0	0	0											
Damian Jackson, R OBP: 0.296, SLG: 0.480										3	0	0	0	0	2	2											
48 Michael O'Connor, L OBP: 0.111, SLG: 0.059	(1, 1)	4.2	L	22	5	4	4	2	3	0	1	1	1	1	1	1		7.71	1.714								
Marlon Anderson, L OBP: 0.333, SLG: 0.437	(6, PH)	1.0		4	2	1	1	0	0	0	0	0	0	0	0	0		9.00	2.000								
52 Saul Rivera, S	(7, 1)	1.0		4	2	1	1	0	0	0	0	0	0	0	0	0	5.06	2.000									
Mike Stanton, L	(8, 1)	1.0		3	0	0	0	1	0	0	0	0	0	0	0	0	3.34	0.000									
32 Chad Cordero, R	(9, 1)	1.0		3	0	0	0	1	0	0	0	0	0	0	0	0	0.00	0.000									
Inning Stats	R: 1 E: 0 K: 0 S: 10	H: 1 LOB: 0 BB: 1 P: 19	R: 0 E: 0 K: 1 S: 6	H: 1 LOB: 0 BB: 0 P: 10	R: 1 E: 0 K: 0 S: 14	H: 1 LOB: 2 BB: 1 P: 24	R: 0 E: 0 K: 0 S: 5	H: 0 LOB: 0 BB: 0 P: 9	R: 2 E: 1 K: 1 S: 14	H: 2 LOB: 1 BB: 1 P: 30	R: 0 E: 0 K: 1 S: 10	H: 2 LOB: 2 BB: 0 P: 14	R: 1 E: 0 K: 0 S: 9	H: 2 LOB: 0 BB: 0 P: 15	R: 0 E: 0 K: 1 S: 8	H: 0 LOB: 0 BB: 0 P: 12	1B: 4 2B: 5 3B: 0 HR: 1	SF: 1 SAC: 0 DP: 2 HBP: 1	WP: 2 PB: 0 SB: 1 CS: 0	PA: 34							
PITCHER	IP	WLS	BF	H	R	ER	SO	BB	IBB	HBP	BLK	WP	HR	S	P	ERA	WHIP										
58 Eude Brito, L ERA: 10.38	(1, 1)	4.2	L	22	5	4	4	2	3	0	1	1	1	1	1	1	7.71	1.714									
Clay Condrey, R ERA: 2.03	(5, 1)	1.1		5	2	0	0	1	0	0	0	0	0	0	0	0	0.00	1.500									
Ryan Franklin, R ERA: 5.06	(7, 1)	1.0		4	2	1	1	0	0	0	0	0	0	0	0	0	9.00	2.000									
Aaron Fultz, L ERA: 3.34	(8, 1)	1.0		3	0	0	0	1	0	0	0	0	0	0	0	0	3.34	0.000									


Batter	1	2	3	4	5	6	7	8	9	AB	R	H	RBI	BB	SO	LOB	TOP								
11 Jimmy Rollins, S OBP: 0.312, SLG: 0.395	L3		P5				G1-6-3			5	0	2	1	0	0	1	Philadelphia Phillies @ Washington Nationals Robert F. Kennedy Memorial Stadium, Washington, DC Sat Jun 10 2006, 1:20 PM EDT Att: 32,089 - Partly Cloudy - 78 F								
26 Chase Utley, L OBP: 0.380, SLG: 0.526	K		F7				F7	K		4	0	0	1	0	2	1									
Bobby Abreu, L OBP: 0.454, SLG: 0.495	F7			P6	K2-3			HR	K	5	1	1	0	0	2	1									
Pat Burrell, R OBP: 0.382, SLG: 0.540 45 Tom Gordon, R (9, 1)		F7		1B	BB		F7	HR	L4	4	1	1	2	1	0	0									
6 Ryan Howard, L OBP: 0.358, SLG: 0.612		F9		F7			2B	HR	K	5	0	1	0	0	2	1									
Aaron Rowand, R OBP: 0.338, SLG: 0.492				1B	1B					4	1	3	0	0	0	0									
David Bell, R OBP: 0.336, SLG: 0.387				1B	1B					2	1	1	0	2	1	2									
27 Chris Coste, R (1, 2)										3	0	0	0	0	0	5									
David Dellucchi, L OBP: 0.323, SLG: 0.552 Sal Fasano, R OBP: 0.301, SLG: 0.412		L8					L8	G5-4-3		1	1	1	2	0	0	0									
Cory Lidle, R OBP: 0.126, SLG: 0.199 8 Shane Victorino, S OBP: 0.376, SLG: 0.524 Geoff Geary, R OBP: 0.322, SLG: 0.487 Abraham Nunez, S OBP: 0.222, SLG: 0.326 Arthur Rhodes, L (8, 1) 29 Chris Roberson, S OBP: 0.071, SLG: 0.091			K							2	1	1	0	0	1	0									
Inning Stats	R: 0 E: 0 K: 1 S: 8	H: 0 LOB: 0 BB: 0 P: 13	R: 0 E: 0 K: 0 S: 14	H: 1 LOB: 2 BB: 1 P: 25	R: 0 E: 0 K: 1 S: 7	H: 0 LOB: 0 BB: 0 P: 10	R: 0 E: 0 K: 1 S: 11	H: 1 LOB: 2 BB: 1 P: 19	R: 1 E: 0 K: 0 S: 10	H: 2 LOB: 1 BB: 0 P: 15	R: 0 E: 0 K: 0 S: 8	H: 2 LOB: 0 BB: 0 P: 20	R: 0 E: 0 K: 0 S: 8	H: 1 LOB: 0 BB: 0 P: 13	R: 5 E: 1 K: 2 S: 20	H: 5 LOB: 1 BB: 0 P: 26	R: 0 E: 0 K: 2 S: 11	H: 0 LOB: 0 BB: 0 P: 17	1B: 8 2B: 3 3B: 0 HR: 1	SF: 1 SAC: 0 DP: 2 HBP: 0	WP: 0 PB: 0 SB: 0 CS: 0	PA: 41			
PITCHER	IP	WLS	BF	H	R	ER	SO	BB	IBB	HBP	BLK	WP	HR	S	P	ERA	WHIP								
Livan Hernandez, R ERA: 5.06	7.0	L	31	9	3	3	4	2	1	0	0	0	1	69	118	3.86	1.571								
Mike Stanton, L ERA: 4.44	0.1		1	0	0	0	1	0	0	0	0	0	0	3	5	0.00	0.000								
Jon Rauch, R ERA: 3.22	1.2		9	3	3	1	3	0	0	0	0	0	0	25	35	5.40	1.800								


Batter	1	2	3	4	5	6	7	8	9	AB	R	H	RBI	BB	SO	LOB	BOTTOM								
Alfonso Soriano, R OBP: 0.362, SLG: 0.614	F7		F9			G6-3				3	0	0	0	1	0	1	Philadelphia Phillies @ Washington Nationals Robert F. Kennedy Memorial Stadium, Washington, DC Sat Jun 10 2006, 1:20 PM EDT Att: 32,089 - Partly Cloudy - 78 F								
Royce Clayton, R OBP: 0.322, SLG: 0.343			L7							3	1	2	0	1	0	1									
Jose Vidro, S OBP: 0.372, SLG: 0.409										4	0	0	0	0	1	5									
24 Nick Johnson, L OBP: 0.423, SLG: 0.546	F7									3	0	0	0	1	0	1									
11 Ryan Zimmerman, R OBP: 0.337, SLG: 0.461										3	0	1	1	1	1	0									
Marlon Anderson, L OBP: 0.322, SLG: 0.430 Jose Guillen, R OBP: 0.250, SLG: 0.377										3	1	1	0	0	0	3									
Brian Schneider, L OBP: 0.308, SLG: 0.320										1	0	0	0	0	0	0									
Marlon Byrd, R OBP: 0.337, SLG: 0.350										4	0	0	0	0	1	1									
Livan Hernandez, R OBP: 0.281, SLG: 0.452 Mike Stanton, L (8, 1) Jon Rauch, R (8, 1) 13 Robert Fick, L OBP: 0.200, SLG: 0.200										3	0	1	1	0	1	0									
Inning Stats	R: 0 E: 1 K: 0 S: 11	H: 0 LOB: 1 BB: 1 P: 17	R: 0 E: 0 K: 1 S: 8	H: 0 LOB: 0 BB: 1 P: 18	R: 0 E: 0 K: 0 S: 4	H: 0 LOB: 1 BB: 1 P: 9	R: 0 E: 0 K: 1 S: 9	H: 0 LOB: 0 BB: 0 P: 14	R: 1 E: 0 K: 0 S: 9	H: 1 LOB: 0 BB: 0 P: 15	R: 1 E: 0 K: 0 S: 12	H: 2 LOB: 2 BB: 1 P: 26	R: 0 E: 0 K: 0 S: 15	H: 2 LOB: 3 BB: 1 P: 23	R: 0 E: 0 K: 1 S: 5	H: 0 LOB: 0 BB: 0 P: 8		R: 0 E: 0 K: 2 S: 7	H: 0 LOB: 0 BB: 0 P: 10	1B: 3 2B: 2 3B: 0 HR: 0	SF: 1 SAC: 1 DP: 0 HBP: 0	WP: 0 PB: 0 SB: 0 CS: 1	PA: 36		
PITCHER	IP	WLS	BF	H	R	ER	SO	BB	IBB	HBP	BLK	WP	HR	S	P	ERA	WHIP								
Cory Lidle, R ERA: 4.68	6.0		24	3	2	2	2	3	2	2	2	0	0	15	23	0.00	2.000								
Geoff Geary, R ERA: 2.94	1.0	W	6	2	0	0	0	0	1	0	0	0	0	5	8	0.00	0.000								
Arthur Rhodes, L ERA: 3.63	1.0		3	0	0	0	1	0	0	0	0	0	0	5	8	0.00	0.000								
45 Tom Gordon, R ERA: 1.61	1.0		3	0	0	0	2	0	0	0	0	0	0	7	10	0.00	0.000								


Batter	1	2	3	4	5	6	7	8	9	AB R H RBI BB SO LOB	TOP											
Jamey Carroll, R (1,4) OBP: 0.412, SLG: 0.450	2-2 SH3 1B		0-1 2B		1-0 G4-3		1-2 G4-3		0-1 18 CS 1B	5 0 3 1 0 0 0	Colorado Rockies @ Washington Nationals Robert F. Kennedy Memorial Stadium, Washington, DC Mon Jun 12 2006, 7:05 PM EDT Att: 20,633 - Clear - 71 F livebaseballscorecards.com											
18 Cory Sullivan, L (1,8) OBP: 0.311, SLG: 0.412	1-0 SH3 1-2		2-3 K		0-2 G4-3		0-1 17 S 1B		2-1 F9	4 1 1 0 0 1 2												
17 Todd Helton, L (1,3) OBP: 0.396, SLG: 0.449	2-3 K		2-2 G4-3			4-1 11 1B BB	2-2 27 1B 5 1B 1B		1-2 F9	4 1 1 1 1 1 2												
5 Matt Holliday, R (1,7) OBP: 0.383, SLG: 0.610	4-2 BB			1-2 G6-3		1-3 K	2-1 27 1B 1B			3 0 1 0 1 1 1												
27 Garrett Atkins, R (1,5) OBP: 0.391, SLG: 0.513	3-2 L8			1-1 F8		1-2 F8	2-0 1-2 2-3 1B			4 0 1 0 0 0 3												
11 Brad Hawpe, L (1,9) OBP: 0.378, SLG: 0.545		2-3 K		3-3 K		1-0 1B	1-2 1B			4 0 1 0 0 3 3												
JD Closser, S (1,2) OBP: 0.323, SLG: 0.250		2-2 G4-3			1-0 12 3B 1B	2-0 1-2 2-H 1B		3-2 P4		4 1 2 1 0 0 0												
12 Clint Barnes, R (1,6) OBP: 0.234, SLG: 0.323		1-3 K			1-0 G4-3 3B	1-1 G6-3		0-1 G6-3		4 1 1 1 0 1 2												
26 Jeff Francis, L (1,1) Scott Dohmann, R (7,1)			1-2 G6-3		2-3 K		2-1 F7	0-0 F8		3 0 0 0 0 1 1												
Jorge Piedra, L (8, PH) Jose Mesa, R (8,1) 40 Brian Fuentes, L (9,1)										0 0 0 0 0 0 0 1 0												
Inning Stats	R: 0 E: 0 K: 1 S: 16	H: 1 LOB: 2 BB: 1 P: 28	R: 0 E: 0 K: 2 S: 10	H: 0 LOB: 0 BB: 0 P: 15	R: 0 E: 0 K: 1 S: 11	H: 1 LOB: 1 BB: 0 P: 16	R: 0 E: 0 K: 1 S: 9	H: 0 LOB: 0 BB: 0 P: 14	R: 2 E: 0 K: 1 S: 9	H: 2 LOB: 0 BB: 0 P: 14	R: 1 E: 0 K: 1 S: 12	H: 2 LOB: 2 BB: 1 P: 22	R: 1 E: 0 K: 1 S: 16	H: 4 LOB: 3 BB: 0 P: 26	R: 0 E: 0 K: 0 S: 8	H: 0 LOB: 0 BB: 0 P: 11	R: 0 E: 0 K: 0 S: 8	H: 1 LOB: 0 BB: 0 P: 10	1B: 9 2B: 1 3B: 1 HR: 0	SF: 0 SAC: 1 DP: 0 HBP: 0	WP: 0 PB: 0 SB: 1 CS: 1	PA: 39
PITCHER	IP WLS BF H R ER SO BB IBB HBP BLK WP HR S P ERA WHIP											IP WLS BF H R ER SO BB IBB HBP BLK WP HR S P ERA WHIP										
Ramon Ortiz, R (1,1) ERA: 4.88	6.2 L 29 7 4 4 7 2 0 0 0 0 0 0 74 119 5.40 1.350																					
Mike Stanton, L (7,1) ERA: 4.44	0.0 1 1 0 0 0 0 0 0 0 0 0 0 3 5 ∞ ∞																					
52 Saul Rivera, R (7,1) ERA: 1.42	0.1 3 2 0 0 1 0 0 0 0 0 0 0 6 11 0.00 6.000																					
Jon Rauch, R (8,1) ERA: 3.05	2.0 6 1 0 0 0 0 0 0 0 0 0 0 16 21 0.00 0.500																					


Batter	1	2	3	4	5	6	7	8	9	AB R H RBI BB SO LOB	BOTTOM									
Alfonso Soriano, R (1,7) OBP: 0.361, SLG: 0.607	3-2 F8		1-3 K		2-3 K		3-3 K			4 0 0 0 0 3 2	Colorado Rockies @ Washington Nationals Robert F. Kennedy Memorial Stadium, Washington, DC Mon Jun 12 2006, 7:05 PM EDT Att: 20,633 - Clear - 71 F livebaseballscorecards.com									
Royce Clayton, R (1,6) OBP: 0.315, SLG: 0.332	1-0 F9		3-2 L9		0-0 L9			3-2 P3		4 0 0 0 0 0 1										
Jose Vidro, S (1,4) OBP: 0.366, SLG: 0.402	2-0 P3		0-1 F9		1-0 P6			1-3 K		4 0 0 0 0 1 1										
24 Nick Johnson, L (1,3) OBP: 0.425, SLG: 0.549		1-1 11 2B 1B HBP		2-2 G3 2B		1-2 F8		1-0 G4-3		3 1 1 0 0 0 0										
11 Ryan Zimmerman, R (1,5) OBP: 0.331, SLG: 0.453		2-2 1B G6-4-3 2B		3-2 F9		0-0 F7			0-3 K	4 1 1 0 0 1 1										
Jose Guillen, R (1,9) OBP: 0.275, SLG: 0.424		0-0 G6-4-3 1B		4-0 G3 IBB		1-0 G6-3			2-0 HR	3 1 2 2 1 0 0										
Brian Schneider, L (1,2) Damian Jackson, R (9, PH)		2-3 3-H G6-4-3		0-0 G3			2-2 P5		2-3 K	3 0 0 0 0 0 3 1 0 0 0 0 1 0										
Marlon Byrd, R (1,8) OBP: 0.333, SLG: 0.336		1-2 3-H F7		4-0 IBB			4-2 S BB		2-2 G6-3	2 0 0 0 2 0 0										
Ramon Ortiz, R (1,1) Mike Stanton, L (7,1) 52 Saul Rivera, S (7,1) Brendan Harris, R (7, PH) Jon Rauch, R (8,1)			0-2 K		0-3 K		1-0 P4			2 0 1 0 0 1 3 0 0 0 0 0 0 0 0 0 0 0 0 0 0 1 0 0 0 0 0 1 0 0 0 0 0 0 0										
Inning Stats	R: 0 E: 0 K: 0 S: 7	H: 0 LOB: 0 BB: 0 P: 13	R: 2 E: 0 K: 0 S: 10	H: 2 LOB: 0 BB: 0 P: 15	R: 0 E: 0 K: 1 S: 13	H: 1 LOB: 1 BB: 0 P: 17	R: 0 E: 0 K: 1 S: 12	H: 1 LOB: 2 BB: 2 P: 25	R: 0 E: 0 K: 0 S: 5	H: 0 LOB: 0 BB: 0 P: 8		R: 0 E: 0 K: 1 S: 14	H: 0 LOB: 1 BB: 1 P: 24	R: 0 E: 0 K: 1 S: 10	H: 0 LOB: 0 BB: 0 P: 15	R: 1 E: 0 K: 2 S: 13	H: 1 LOB: 0 BB: 0 P: 19	1B: 2 2B: 2 3B: 0 HR: 1	SF: 0 SAC: 0 DP: 1 HBP: 1	WP: 0 PB: 0 SB: 1 CS: 0
PITCHER	IP WLS BF H R ER SO BB IBB HBP BLK WP HR S P ERA WHIP											IP WLS BF H R ER SO BB IBB HBP BLK WP HR S P ERA WHIP								
26 Jeff Francis, L (1,1) ERA: 3.76	6.2 W 27 4 2 2 3 1 2 1 0 0 0 0 61 101 2.70 0.750																			
Scott Dohmann, R (7,1) ERA: 3.39	0.1 H 1 0 0 0 1 0 0 0 0 0 0 0 5 8 0.00 0.000																			
Jose Mesa, R (8,1) ERA: 2.67	1.0 H 3 0 0 0 1 0 0 0 0 0 0 0 10 15 0.00 0.000																			
40 Brian Fuentes, L (9,1) ERA: 2.36	1.0 S 4 1 1 1 2 0 0 0 0 0 0 1 13 19 9.00 1.000																			



Batter	1	2	3	4	5	6	7	8	9	AB	R	H	RBI	BB	SO	LOB	TOP					
Jamey Carroll, R OBP: 0.406, SLG: 0.442	P4		G6-3			P4	19 17 1B	P4		5	1	1	0	0	0	0	Colorado Rockies @ Washington Nationals Robert F. Kennedy Memorial Stadium, Washington, DC Tue Jun 13 2006, 7:05 PM EDT Att: 21,689 - Partly Cloudy - 79 F AB 37 R 9 H 12 RBI 9 BB 2 SO 6 LOB 11 					
19 Ryan Spillborghs, R OBP: 0.386, SLG: 0.569	P3			F9		17 1B	G5-3		5	1	2	0	0	0	1							
17 Todd Helton, L OBP: 0.396, SLG: 0.448	G4-3			G4-3		5 2B	5 2B	K	5	2	2	1	0	1	1							
5 Matt Holliday, R OBP: 0.383, SLG: 0.614		G5-3		F7		8 12 2B	8 1B	K	5	2	2	2	0	1	0							
27 Garrett Atkins, R OBP: 0.398, SLG: 0.519					SH5-3	8 FC6-4	8 G5-3	G1-3	3	2	2	0	2	0	0							
8 Yovani Torrealba, R OBP: 0.286, SLG: 0.351	K							K	4	0	1	1	0	2	3							
12 Clint Barmes, R OBP: 0.238, SLG: 0.329	F7					FC6-4	1B	K	2	1	1	3	0	0	1							
Choo Freeman, R OBP: 0.300, SLG: 0.288			K2-3		FC6-4	2B	FC6-6		4	0	1	2	0	1	3							
37 Josh Fogg, R					G6-3			G4-3	3	0	0	0	0	1	2							
Scott Dohmann, R									0	0	0	0	0	0	0							
Jorge Piedra, L									1	0	0	0	0	0	0							
David Cortes, R									0	0	0	0	0	0	0							
Ray King, L									0	0	0	0	0	0	0							
Inning Stats	R: 0 E: 0 K: 0 S: 6	H: 0 LOB: 0 BB: 0 P: 10	R: 0 E: 0 K: 1 S: 12	H: 1 LOB: 1 BB: 0 P: 16	R: 0 E: 0 K: 2 S: 10	H: 0 LOB: 0 BB: 0 P: 13	R: 0 E: 0 K: 0 S: 7	H: 0 LOB: 0 BB: 0 P: 12	R: 1 E: 0 K: 0 S: 9	H: 1 LOB: 1 BB: 0 P: 16	R: 5 E: 0 K: 0 S: 15	H: 5 LOB: 1 BB: 1 P: 24	R: 3 E: 0 K: 0 S: 13	H: 4 LOB: 2 BB: 1 P: 23	R: 0 E: 0 K: 1 S: 10	H: 1 LOB: 1 BB: 0 P: 13	R: 0 E: 0 K: 2 S: 9	H: 0 LOB: 0 BB: 0 P: 14	1B: 7 2B: 5 3B: 0 HR: 0	SF: 1 SAC: 1 DP: 0 HBP: 1	WP: 0 PB: 0 SB: 1 CS: 0	PA: 42
PITCHER	IP WLS BF H R ER SO BB IBB HBP BLK WP HR S P ERA WHIP																					
48 Michael O'Connor, L ERA: 3.7	5.2 L 25 6 6 6 3 0 1 1 0 0 0 0 55 87 9.53 1.059																					
52 Saul Rivera, R ERA: 1.35	0.1 2 1 0 0 0 0 0 0 0 0 0 0 4 4 0.00 3.000																					
Mike Stanton, L ERA: 5.27	1.0 8 4 3 3 0 0 1 0 0 0 0 13 23 27.00 4.000																					
Bill Bray, L ERA:	1.0 4 1 0 0 1 0 0 0 0 0 0 10 13 0.00 1.000																					
Gary Majewski, R ERA: 3.2	1.0 3 0 0 0 2 0 0 0 0 0 0 9 14 0.00 0.000																					

Batter	1	2	3	4	5	6	7	8	9	AB	R	H	RBI	BB	SO	LOB	BOTTOM					
Alfonso Soriano, R OBP: 0.358, SLG: 0.603	K		L1		F8		24 1B	K		5	1	1	0	0	2	2	Colorado Rockies @ Washington Nationals Robert F. Kennedy Memorial Stadium, Washington, DC Tue Jun 13 2006, 7:05 PM EDT Att: 21,689 - Partly Cloudy - 79 F AB 34 R 2 H 10 RBI 2 BB 5 SO 6 LOB 23 					
Royce Clayton, R OBP: 0.317, SLG: 0.342			F8		1B		K		5	1	2	0	0	1	1							
Jose Vidro, S OBP: 0.366, SLG: 0.403									3	0	0	1	1	0	0							
Mike Stanton, L ERA: 5.27									0	0	0	0	0	0	0							
Marlon Anderson, L ERA: 3.60									1	0	0	0	0	0	0							
Bill Bray, L ERA:									0	0	0	0	0	0	0							
Gary Majewski, R ERA: 3.2									0	0	0	0	0	0	0							
Matthew LeCroy, R OBP: 0.317, SLG: 0.400									0	0	0	0	0	0	0							
24 Nick Johnson, L OBP: 0.432, SLG: 0.549									2	0	1	1	3	0	1							
11 Ryan Zimmerman, R OBP: 0.330, SLG: 0.454									4	0	1	0	0	0	5							
Jose Guillen, R OBP: 0.274, SLG: 0.415									3	0	0	0	0	1	2							
Damian Jackson, R OBP: 0.289, SLG: 0.468									0	0	0	0	0	0	0							
Brian Schneider, L OBP: 0.309, SLG: 0.323									2	0	1	0	1	1	0							
13 Robert Fick, L OBP: 0.250, SLG: 0.400									1	0	0	0	0	0	1							
Marlon Byrd, R OBP: 0.337, SLG: 0.340									4	0	2	0	0	1	4							
48 Michael O'Connor, L OBP: 0.100, SLG: 0.053									2	0	0	0	0	0	4							
52 Saul Rivera, S ERA: 3.71									0	0	0	0	0	0	0							
Brendan Harris, R OBP: 0.333, SLG: 0.292									2	0	1	0	0	0	1							
Inning Stats	R: 0 E: 0 K: 1 S: 11	H: 1 LOB: 2 BB: 1 P: 17	R: 0 E: 0 K: 2 S: 11	H: 1 LOB: 0 BB: 0 P: 14	R: 0 E: 0 K: 0 S: 8	H: 0 LOB: 0 BB: 0 P: 13	R: 0 E: 0 K: 0 S: 10	H: 1 LOB: 3 BB: 2 P: 21	R: 1 E: 0 K: 0 S: 7	H: 2 LOB: 1 BB: 1 P: 14	R: 0 E: 0 K: 1 S: 12	H: 1 LOB: 1 BB: 0 P: 18	R: 1 E: 0 K: 1 S: 10	H: 2 LOB: 1 BB: 0 P: 13	R: 0 E: 0 K: 1 S: 13	H: 2 LOB: 2 BB: 0 P: 20	R: 0 E: 0 K: 0 S: 6	H: 0 LOB: 0 BB: 1 P: 13	1B: 5 2B: 5 3B: 0 HR: 0	SF: 0 SAC: 0 DP: 3 HBP: 1	WP: 0 PB: 0 SB: 0 CS: 0	PA: 40
PITCHER	IP WLS BF H R ER SO BB IBB HBP BLK WP HR S P ERA WHIP																					
37 Josh Fogg, R ERA: 4.91	6.0 W 27 6 1 1 1 0 0 0 0 0 0 10 13 9.00 2.000																					
Scott Dohmann, R ERA: 3.71	1.0 5 2 1 1 1 0 0 0 0 0 0 10 13 9.00 2.000																					
David Cortes, R ERA: 3.91	1.0 5 2 0 0 1 0 0 0 1 0 0 0 13 20 0.00 2.000																					
Ray King, L ERA: 2.6	1.0 3 0 0 0 0 0 0 0 0 0 0 6 13 0.00 1.000																					

Batter	1	2	3	4	5	6	7	8	9	AB R H RBI BB SO LOB	TOP																	
Jamey Carroll, R OBP: 0.420, SLG: 0.468 (1, 4)	4-2 SH3-4 BB		4-2 5 1B BB	1-0 18 SH5-4 1B		2-2 HR	1-0 18 SH3-4 1B		1-3 K	4 4 3 1 2 1 0	Colorado Rockies @ Washington Nationals Robert F. Kennedy Memorial Stadium, Washington, DC Wed Jun 14 2006, 7:05 PM EDT Att: 24,273 - Cloudy - 70 F AB 40 R 14 H 18 RBI 14 BB 5 SO 5 LOB 18 																	
18 Cory Sullivan, L OBP: 0.312, SLG: 0.413 (1, 8)	0-0 SH3-4		0-1 SH 5 1B 2B HR	3-1 SH5-4		3-1 17 1B 5 1B 1B	1-0 SH3-4		1-2 F9	2 2 1 0 0 0 0																		
17 Todd Helton, L OBP: 0.408, SLG: 0.473 (1, 3)	4-2 BB		2-2 SF7	4-0 5 1B 27 SF7 IBB		1-0 5 1B 8 2B 1B	0-1 27 2B 1B		0-0 HR	3 3 3 3 2 0 0																		
5 Matt Holliday, R OBP: 0.390, SLG: 0.615 (1, 7)	1-3 K		1-1 27 HR 1B	1-1 27 S 1B		1-0 8 2B 1B	2-1 F9		0-0 27 1B	6 2 4 4 0 1 3																		
27 Garrett Atkins, R OBP: 0.401, SLG: 0.538 (1, 5)	3-1 F8		0-2 HR	3-2 SF7		1-1 F7	2-0 2B		1-1 1B	5 1 3 4 0 0 4																		
11 Brad Hawpe, L OBP: 0.374, SLG: 0.537 61 Ramon E Ramirez, R OBP: 1.000, SLG: 1.000 Jorge Piedra, L OBP: 0.167, SLG: 0.667 David Cortes, R (9, 1)		0-1 G4-3	1-2 1B	0-0 G3		0-3 K	1-2 F7		3-2 P3	5 0 1 0 0 1 5 0 0 0 0 0 0 0 1 0 0 0 0 0 2 0 0 0 0 0 0 0																		
8 Yorvit Torrealba, R OBP: 0.273, SLG: 0.393 (1, 2)		1-2 G6-3	1-3 K		0-1 G4-3	0-1 2B		1-0 F7		5 0 1 2 0 1 1																		
12 Clint Barmes, R OBP: 0.238, SLG: 0.323 (1, 6)		1-2 G6-3	0-3 K		1-2 L6	4-0 IBB		0-2 G5-3		4 0 0 0 1 1 1																		
49 Byung-Hyun Kim, R OBP: 0.167, SLG: 0.167 39 Tom Martin, L (4, 1)			1-0 18 SH 17 BB SF7 1B	3-2 18 SH5-4 5 1B 1B		1-0 G5-3	0-0 G3-1		2-1 L3	2 2 2 0 0 0 0 2 0 0 0 0 0 2 1 0 0 0 0 0 0																		
Inning Stats	R: 0 E: 0 K: 1 S: 16	H: 0 LOB: 2 BB: 2 P: 28	R: 0 E: 0 K: 0 S: 10	H: 0 LOB: 0 BB: 0 P: 12	R: 5 E: 0 K: 2 S: 24	H: 4 LOB: 1 BB: 1 P: 34	R: 3 E: 0 K: 0 S: 13	H: 3 LOB: 1 BB: 1 P: 28	R: 0 E: 0 K: 0 S: 7	H: 0 LOB: 0 BB: 0 P: 9		R: 4 E: 0 K: 1 S: 15	H: 5 LOB: 2 BB: 1 P: 27	R: 1 E: 0 K: 0 S: 10	H: 3 LOB: 2 BB: 0 P: 17	R: 0 E: 0 K: 0 S: 6	H: 0 LOB: 0 BB: 0 P: 9	R: 1 E: 0 K: 1 S: 13	H: 3 LOB: 2 BB: 0 P: 19	1B: 13 2B: 2 3B: 0 HR: 3	SF: 2 SAC: 4 DP: 0 HBP: 0	WP: 0 PB: 0 SB: 1 CS: 0	PA: 51					
PITCHER	IP WLS BF H R ER SO BB IBB HBP BLK WP HR S P ERA WHIP											IP WLS BF H R ER SO BB IBB HBP BLK WP HR S P ERA WHIP																
Tony Armas, R ERA: 4.18	3.0	19	6	7	7	3	3	0	0	0	0	0	0	1	54	82	21.00	3.000										
Jon Rauch, R ERA: 3.12	2.0	8	1	1	1	0	0	1	0	0	0	0	0	0	16	29	4.50	0.500										
Bill Bray, L ERA: 4.82	2.0	L	15	8	5	5	1	0	1	0	0	0	0	1	25	44	22.50	4.000										
Mike Stanton, L ERA: 5.08	1.0	3	0	0	0	0	0	0	0	0	0	0	0	0	6	9	0.00	0.000										
32 Chad Cordero, R ERA: 2.84	1.0	6	3	1	1	1	0	0	0	0	0	0	0	1	13	19	9.00	3.000										

Batter	1	2	3	4	5	6	7	8	9	AB R H RBI BB SO LOB	BOTTOM																	
Alfonso Soriano, R OBP: 0.356, SLG: 0.596 (1, 7)	2-2 P6	0-1 F7		0-2 1B 11 1B 1B	1-0 F9			1-3 K		5 1 1 0 0 1 2	Colorado Rockies @ Washington Nationals Robert F. Kennedy Memorial Stadium, Washington, DC Wed Jun 14 2006, 7:05 PM EDT Att: 24,273 - Cloudy - 70 F AB 38 R 8 H 11 RBI 6 BB 5 SO 9 LOB 19 																	
Royce Clayton, R OBP: 0.315, SLG: 0.339 (1, 6)	2-1 G5-3		1-2 G6-3	0-0 11 1B S 1B	2-3 K			2-3 K		5 1 1 0 0 2 1																		
Jose Vidro, S OBP: 0.367, SLG: 0.398 (1, 4)	1-2 F7		4-1 11 2B 24 1B BB	1-3 K	1-1 1B			1-3 K		4 1 1 0 1 2 2																		
24 Nick Johnson, L OBP: 0.431, SLG: 0.543 (1, 3)		1-2 G4-3	2-1 11 2B E 1B	4-0 11 1B IBB		1-0 G6-3		1-3 K		4 1 1 0 1 1 0																		
11 Ryan Zimmerman, R OBP: 0.338, SLG: 0.469 (1, 5)		1-1 1B G3-1 1B	1-2 E 2B	1-0 1B		1-2 L8		0-0 2B		5 2 4 3 0 0 0																		
Jose Guillen, R OBP: 0.278, SLG: 0.411 (1, 9)		0-1 G3-1 1B	2-3 K	4-0 IBB		1-1 G6-3		0-3 K		4 1 1 0 1 2 3																		
Brian Schneider, L OBP: 0.306, SLG: 0.315 (1, 2)		2-0 G3-1	4-0 E IBB	2-1 F8				2-0 F8		4 0 0 1 1 0 5																		
Marlon Byrd, R OBP: 0.335, SLG: 0.338 (1, 8)		3-2 E2 1B	1-1 E6	2-3 K				0-0 F7		4 1 1 1 0 1 4																		
Tony Armas, R OBP: 0.154, SLG: 0.120 Jon Rauch, R ERA: 5.47 Matthew LeCroy, R OBP: 0.266, SLG: 0.400 Ramon Ortiz, R OBP: 0.142, SLG: 0.111 Bill Bray, L (8, 1) Marlon Anderson, L OBP: 0.311, SLG: 0.545 Mike Stanton, L 32 Chad Cordero, R (9, 1)		0-2 G4-3	0-0 G4-3		4-2 1B BB			1-0 G4-3		2 0 1 1 0 0 2 0 0 0 0 0 0 0 0 0 0 0 0 1 0 0 0 0 0 0 0 0 0 0 0 0 0 0 0 0 0 0 1 0 0 0 0 0 0 0 0 0 0 0 0 0 0 0																		
Inning Stats	R: 0 E: 0 K: 0 S: 8	H: 0 LOB: 0 BB: 0 P: 13	R: 3 E: 1 K: 0 S: 18	H: 4 LOB: 1 BB: 0 P: 25	R: 3 E: 0 K: 1 S: 15	H: 2 LOB: 2 BB: 2 P: 30	R: 2 E: 0 K: 2 S: 13	H: 3 LOB: 3 BB: 2 P: 27	R: 0 E: 0 K: 1 S: 8	H: 1 LOB: 2 BB: 1 P: 16		R: 0 E: 0 K: 0 S: 6	H: 0 LOB: 0 BB: 0 P: 9	R: 0 E: 0 K: 0 S: 4	H: 0 LOB: 0 BB: 0 P: 6	R: 0 E: 0 K: 3 S: 13	H: 0 LOB: 0 BB: 0 P: 17	R: 0 E: 0 K: 2 S: 8	H: 1 LOB: 1 BB: 0 P: 11	1B: 9 2B: 2 3B: 0 HR: 0	SF: 0 SAC: 0 DP: 0 HBP: 0	WP: 0 PB: 0 SB: 1 CS: 0	PA: 43					
PITCHER	IP WLS BF H R ER SO BB IBB HBP BLK WP HR S P ERA WHIP											IP WLS BF H R ER SO BB IBB HBP BLK WP HR S P ERA WHIP																
49 Byung-Hyun Kim, R ERA: 5.4	3.1	23	1	0	0	2	1	1	0	0	0	0	0	0	21	41	0.00	0.667										
39 Tom Martin, L ERA: 5.47	3.0	W	11	1	0	0	3	0	0	0	0	0	0	0	15	20	0.00	0.000										
61 Ramon E Ramirez, R ERA: 2.15	1.2	5	0	0	0	3	0	0	0	0	0	0	0	0	8	11	0.00	1.000										
David Cortes, R ERA: 3.75	1.0	4	1	0	0	2	0	0	0	0	0	0	0	0	8	11	0.00	1.000										

Batter	1	2	3	4	5	6	7	8	9	AB	R	H	RBI	BB	SO	LOB	TOP										
1 Jamey Carroll, R OBP: 0.419, SLG: 0.463	1-2 17 2B 18 SH3-4 1B		2-3 K		0-2 E6 18 SH3-4 17 1B		4-2 27 BB 11 1B BB	3-3 K		4	2	1	0	1	2	1	Colorado Rockies @ Washington Nationals Robert F. Kennedy Memorial Stadium, Washington, DC Thu Jun 15 2006, 1:05 PM EDT Att: 22,793 - Sunny - 82 F livebaseballscorecards.com										
18 Cory Sullivan, L OBP: 0.309, SLG: 0.409	0-0 SH3-4		2-1 L6		1-1 SH3-4		0-0 SH1-6-4	1-3 K		2	0	0	0	0	1	1											
17 Todd Helton, L OBP: 0.421, SLG: 0.484	1-2 2B		4-1 BB		2-1 1B		4-0 27 BB 11 1B IBB	4-0 5 2B 5 1B BB		2	2	2	1	3	0	0											
5 Matt Holliday, R OBP: 0.386, SLG: 0.611	3-3 K		1-3 K		1-1 F8		0-1 F9	1-0 27 G4-3 2B		5	1	1	0	0	2	5											
27 Garrett Atkins, R OBP: 0.401, SLG: 0.533		2-1 11 HR 1B		1-0 L8	2-1 F7		4-2 11 1B BB	0-1 G4-3		4	1	1	1	1	0	1											
11 Brad Hawpe, L OBP: 0.383, SLG: 0.552		1-1 1-H HR		4-2 6 G6-3 1B BB		1-3 K	3-2 1B	4-2 3-H 6 WP BB		3	2	2	4	2	1	0											
JD Closser, S OBP: 0.306, SLG: 0.273		3-1 P3		1-0 G6-3		0-1 6 G4-3 2B	0-0 G4-3	0-1 F8		5	0	1	0	0	0	4											
6 Omar Quintanilla, L OBP: 0.308, SLG: 0.417		1-3 K		1-0 2-H 1B		3-2 G4-3		4-2 SH1-4 BB	2-2 F7	4	0	1	1	1	1	2											
Jason Jennings, L OBP: 0.226, SLG: 0.207 Ray King, L		1-2 P6		1-3 K		0-1 F7		0-0 SH1-4		3	0	0	0	0	1	2											
Inning Stats	R: 0 E: 0 K: 1 S: 10	H: 2 LOB: 1 BB: 0 P: 16	R: 2 E: 0 K: 1 S: 12	H: 2 LOB: 0 BB: 0 P: 20	R: 0 E: 0 K: 2 S: 10	H: 0 LOB: 1 BB: 1 P: 19	R: 1 E: 0 K: 1 S: 11	H: 1 LOB: 1 BB: 1 P: 19	R: 1 E: 1 K: 0 S: 11	H: 1 LOB: 1 BB: 0 P: 17	R: 0 E: 0 K: 1 S: 14	H: 1 LOB: 1 BB: 0 P: 18	R: 2 E: 0 K: 0 S: 15	H: 1 LOB: 2 BB: 3 P: 30	R: 0 E: 0 K: 2 S: 9	H: 0 LOB: 1 BB: 1 P: 17	R: 2 E: 1 K: 0 S: 11	H: 1 LOB: 1 BB: 2 P: 22	1B: 5 2B: 3 3B: 0 HR: 1	SF: 0 SAC: 4 DP: 0 HBP: 0	WP: 1 PB: 0 SB: 0 CS: 0	PA: 44					
PITCHER	IP	WLS	BF	H	R	ER	SO	BB	IBB	HBP	BLK	WP	HR	S	P	ERA	WHIP										
Livan Hernandez, R ERA: 5.18	6.2	L	33	8	6	5	6	4	1	0	0	0	1	82	138	6.75	1.800										
52 Saul Rivera, R ERA: 1.13	1.1		5	0	0	0	2	1	0	0	0	0	0	10	18	0.00	0.750										
Gary Majewski, R ERA: 3.57	1.0		6	1	2	2	0	2	0	0	0	1	0	11	22	18.00	3.000										

Batter	1	2	3	4	5	6	7	8	9	AB	R	H	RBI	BB	SO	LOB	BOTTOM										
Alfonso Soriano, R OBP: 0.350, SLG: 0.585	0-1 P6		1-2 P3		0-1 F9		1-2 E5		0-3 K	5	0	0	0	0	1	1	Colorado Rockies @ Washington Nationals Robert F. Kennedy Memorial Stadium, Washington, DC Thu Jun 15 2006, 1:05 PM EDT Att: 22,793 - Sunny - 82 F livebaseballscorecards.com										
Marlon Anderson, L OBP: 0.296, SLG: 0.395	2-3 K		1-1 P5		0-1 B1-3		2-0 F9			4	0	0	0	0	1	1											
24 Nick Johnson, L OBP: 0.436, SLG: 0.554	4-1 BB		0-3 K		3-2 13 F9 2B		0-1 13 WP 2B			3	0	2	0	1	1	0											
11 Ryan Zimmerman, R OBP: 0.337, SLG: 0.466	1-3 K		1-0 G5-3		2-2 1B		2-3 K			4	0	1	0	0	2	2											
13 Robert Fick, L OBP: 0.250, SLG: 0.375 Marlon Byrd, R OBP: 0.335, SLG: 0.338		1-2 F9		0-1 1B		1-1 F9		3-3 K		4	0	1	0	0	1	3											
Brendan Harris, R OBP: 0.333, SLG: 0.333 52 Saul Rivera, S		1-2 2B		0-1 P4		0-1 F7		1-2 G4-3		3	0	1	0	0	0	3											
Jose Vidro, S OBP: 0.395, SLG: 0.397 Gary Majewski, R		4-2 2B		0-1 F8		2-3 F7		0-1 G3-1		0	0	0	0	0	0	0											
Brian Schneider, L OBP: 0.306, SLG: 0.311 Matthew LeCroy, R OBP: 0.338, SLG: 0.400		4-2 BB		0-1 F8		0-1 F8		1-2 G3-1		2	0	0	0	1	0	1											
Damian Jackson, R OBP: 0.276, SLG: 0.444		2-3 K		3-1 P4		0-1 P4		2-3 K		4	0	0	0	0	2	3											
Livan Hernandez, R OBP: 0.265, SLG: 0.424 Royce Clayton, R OBP: 0.316, SLG: 0.341		0-2 G6-3		0-0 L9		0-1 E 1B		2-3 K		2	0	0	0	0	0	2											
Inning Stats	R: 0 E: 0 K: 2 S: 10	H: 0 LOB: 1 BB: 1 P: 17	R: 0 E: 0 K: 1 S: 16	H: 1 LOB: 2 BB: 1 P: 24	R: 0 E: 0 K: 1 S: 10	H: 0 LOB: 0 BB: 0 P: 12	R: 0 E: 0 K: 0 S: 7	H: 1 LOB: 1 BB: 0 P: 8	R: 0 E: 0 K: 0 S: 5	H: 0 LOB: 0 BB: 0 P: 8	R: 0 E: 0 K: 0 S: 13	H: 2 LOB: 2 BB: 0 P: 19	R: 1 E: 1 K: 0 S: 11	H: 1 LOB: 1 BB: 0 P: 15	R: 0 E: 0 K: 2 S: 11	H: 1 LOB: 1 BB: 0 P: 17	R: 0 E: 0 K: 3 S: 10	H: 0 LOB: 1 BB: 1 P: 18	1B: 3 2B: 3 3B: 0 HR: 0	SF: 0 SAC: 0 DP: 0 HBP: 0	WP: 1 PB: 0 SB: 0 CS: 0	PA: 37					
PITCHER	IP	WLS	BF	H	R	ER	SO	BB	IBB	HBP	BLK	WP	HR	S	P	ERA	WHIP										
Jason Jennings, R ERA: 4.32	8.0	W	33	6	1	0	6	2	0	0	0	0	0	83	120	0.00	1.000										
Ray King, L ERA: 2.45	1.0		4	0	0	0	3	1	0	0	0	0	0	10	18	0.00	1.000										

Batter	1	2	3	4	5	6	7	8	9	AB	R	H	RBI	BB	SO	LOB	TOP				
18 Johnny Damon, L OBP: 0.359, SLG: 0.455	G6-3		B2-3	K		F8		2B 1B	SF8	5	0	1	1	0	1	4	New York Yankees @ Washington Nationals Robert F. Kennedy Memorial Stadium, Washington, DC Fri Jun 16 2006, 7:05 PM EDT Att. 44,749 - Clear - 85 F livebaseballscorecards.com				
28 Melky Cabrera, S OBP: 0.377, SLG: 0.347	F8		F7	HBP			F9	1B	F8	5	0	1	2	0	0	1					
2 Derek Jeter, R OBP: 0.428, SLG: 0.471	G3		2B	G1-6-3				BB	BB	3	1	1	1	2	0	3					
25 Jason Giambi, L OBP: 0.442, SLG: 0.621 Kyle Farnsworth, R 42 Mariano Rivera, R		G1-3	2B		G6-3			P2		5	0	2	1	0	0	3					
13 Alex Rodriguez, R OBP: 0.382, SLG: 0.492		K	1B		P3			K	K	5	0	1	0	0	3	5					
24 Robinson Cano, L OBP: 0.346, SLG: 0.439		2B	G4-3		G4-3			K	G4-3	5	1	1	0	0	1	4					
Bernie Williams, S OBP: 0.327, SLG: 0.439 Bubba Crosby, L OBP: 0.341, SLG: 0.375		2B		1B	F7			1B	HR	5	3	4	2	0	0	0					
Kelly Stinnett, R OBP: 0.299, SLG: 0.339 20 Jorge Posada, S OBP: 0.417, SLG: 0.483		2B		1B				1B	2B	2	0	2	0	1	0	0					
Jaret Wright, R Scott Proctor, R 12 Andy Phillips, R OBP: 0.286, SLG: 0.443		1B		BB				1B	2B	2	2	2	0	0	0	0					
		K		BB				K	1B	2	0	1	0	0	1	2					
Inning Stats	R: 0 E: 0 K: 0 S: 7	H: 0 LOB: 0 BB: 0 P: 9	R: 1 E: 0 K: 2 S: 12	H: 2 LOB: 2 BB: 1 P: 21	R: 1 E: 0 K: 0 S: 17	H: 3 LOB: 2 BB: 1 P: 23	R: 1 E: 0 K: 1 S: 14	H: 2 LOB: 2 BB: 1 P: 25	R: 0 E: 0 K: 0 S: 7	H: 1 LOB: 1 BB: 0 P: 11	R: 0 E: 0 K: 2 S: 11	H: 1 LOB: 2 BB: 1 P: 18	R: 2 E: 0 K: 2 S: 27	H: 4 LOB: 3 BB: 1 P: 43	R: 2 E: 0 K: 0 S: 11	H: 3 LOB: 1 BB: 0 P: 17	1B: 11 2B: 4 3B: 0 HR: 1	SF: 1 SAC: 0 DP: 1 HBP: 1	WP: 0 PB: 0 SB: 1 CS: 0	PA: 47	
PITCHER	IP WLS BF H R ER SO BB IBB HBP BLK WP HR S P ERA WHIP	IP WLS BF H R ER SO BB IBB HBP BLK WP HR S P ERA WHIP	IP WLS BF H R ER SO BB IBB HBP BLK WP HR S P ERA WHIP	IP WLS BF H R ER SO BB IBB HBP BLK WP HR S P ERA WHIP	IP WLS BF H R ER SO BB IBB HBP BLK WP HR S P ERA WHIP	IP WLS BF H R ER SO BB IBB HBP BLK WP HR S P ERA WHIP	IP WLS BF H R ER SO BB IBB HBP BLK WP HR S P ERA WHIP	IP WLS BF H R ER SO BB IBB HBP BLK WP HR S P ERA WHIP	IP WLS BF H R ER SO BB IBB HBP BLK WP HR S P ERA WHIP	IP WLS BF H R ER SO BB IBB HBP BLK WP HR S P ERA WHIP	IP WLS BF H R ER SO BB IBB HBP BLK WP HR S P ERA WHIP	IP WLS BF H R ER SO BB IBB HBP BLK WP HR S P ERA WHIP	IP WLS BF H R ER SO BB IBB HBP BLK WP HR S P ERA WHIP	IP WLS BF H R ER SO BB IBB HBP BLK WP HR S P ERA WHIP	IP WLS BF H R ER SO BB IBB HBP BLK WP HR S P ERA WHIP	IP WLS BF H R ER SO BB IBB HBP BLK WP HR S P ERA WHIP	IP WLS BF H R ER SO BB IBB HBP BLK WP HR S P ERA WHIP	IP WLS BF H R ER SO BB IBB HBP BLK WP HR S P ERA WHIP	IP WLS BF H R ER SO BB IBB HBP BLK WP HR S P ERA WHIP	IP WLS BF H R ER SO BB IBB HBP BLK WP HR S P ERA WHIP	IP WLS BF H R ER SO BB IBB HBP BLK WP HR S P ERA WHIP
41 Shawn Hill, R ERA: 2.42	6.0	0.1	0.1	0.1	0.1	0.1	0.1	0.1	0.1	0.1	0.1	0.1	0.1	0.1	0.1	0.1	4.50	1.500			
Bill Bray, L ERA: 4.56	7.1	0.2	0.2	0.2	0.2	0.2	0.2	0.2	0.2	0.2	0.2	0.2	0.2	0.2	0.2	0.2	0.00	6.000			
Jon Rauch, R ERA: 3.07	7.1	0.2	0.2	0.2	0.2	0.2	0.2	0.2	0.2	0.2	0.2	0.2	0.2	0.2	0.2	0.2	0.00	0.000			
Gary Majewski, R ERA: 3.98	8.1	0.1	0.1	0.1	0.1	0.1	0.1	0.1	0.1	0.1	0.1	0.1	0.1	0.1	0.1	0.1	54.00	15.000			
Mike Stanton, L ERA: 5.02	8.1	0.1	0.1	0.1	0.1	0.1	0.1	0.1	0.1	0.1	0.1	0.1	0.1	0.1	0.1	0.1	0.00	0.000			
Alfonso Soriano, R OBP: 0.349, SLG: 0.591	F9		HR		G4-3			F9		4	1	1	2	0	0	0	New York Yankees @ Washington Nationals Robert F. Kennedy Memorial Stadium, Washington, DC Fri Jun 16 2006, 7:05 PM EDT Att. 44,749 - Clear - 85 F livebaseballscorecards.com				
Royce Clayton, R OBP: 0.311, SLG: 0.335 Brendan Harris, R OBP: 0.333, SLG: 0.333	G6-3		F8		K			K		4	0	0	0	0	2	0					
Jose Vidro, S OBP: 0.360, SLG: 0.390	F8		F7		K			G1-3		4	0	0	0	0	1	0					
24 Nick Johnson, L OBP: 0.440, SLG: 0.564		2B		2B		BB		P6		3	3	2	0	1	0	0					
11 Ryan Zimmerman, R OBP: 0.339, SLG: 0.470		F9		1B		2B		K		4	0	2	1	0	1	1					
Jose Guillen, R OBP: 0.277, SLG: 0.403		G6-3		BB		G5-3			F8	3	0	0	1	1	0	1					
Brian Schneider, L OBP: 0.299, SLG: 0.304		G4-3		F3		K		G3		4	0	0	0	0	1	4					
Marlon Byrd, R OBP: 0.333, SLG: 0.335 Danyle Ward, L OBP: 0.384, SLG: 0.617 Damian Jackson, R OBP: 0.270, SLG: 0.434			F7		SF9			P3		1	0	0	0	0	0	0					
41 Shawn Hill, R Bill Bray, L Jon Rauch, R Marlon Anderson, L Gary Majewski, R Mike Stanton, L 32 Chad Cordero, R				HR		G4-3		P6		2	1	1	0	0	0	2					
				1B						0	0	0	0	0	0	0					
Inning Stats	R: 0 E: 0 K: 0 S: 9	H: 0 LOB: 0 BB: 0 P: 13	R: 1 E: 0 K: 0 S: 8	H: 1 LOB: 0 BB: 0 P: 12	R: 2 E: 0 K: 0 S: 7	H: 2 LOB: 0 BB: 0 P: 8	R: 1 E: 0 K: 0 S: 12	H: 2 LOB: 2 BB: 1 P: 23	R: 0 E: 0 K: 1 S: 9	H: 1 LOB: 1 BB: 1 P: 17	R: 0 E: 0 K: 1 S: 7	H: 0 LOB: 0 BB: 0 P: 11	R: 0 E: 0 K: 1 S: 10	H: 0 LOB: 0 BB: 0 P: 13	R: 0 E: 0 K: 0 S: 7	H: 0 LOB: 0 BB: 0 P: 8	1B: 2 2B: 3 3B: 0 HR: 1	SF: 1 SAC: 0 DP: 0 HBP: 0	WP: 0 PB: 0 SB: 0 CS: 0	PA: 35	
PITCHER	IP WLS BF H R ER SO BB IBB HBP BLK WP HR S P ERA WHIP	IP WLS BF H R ER SO BB IBB HBP BLK WP HR S P ERA WHIP	IP WLS BF H R ER SO BB IBB HBP BLK WP HR S P ERA WHIP	IP WLS BF H R ER SO BB IBB HBP BLK WP HR S P ERA WHIP	IP WLS BF H R ER SO BB IBB HBP BLK WP HR S P ERA WHIP	IP WLS BF H R ER SO BB IBB HBP BLK WP HR S P ERA WHIP	IP WLS BF H R ER SO BB IBB HBP BLK WP HR S P ERA WHIP	IP WLS BF H R ER SO BB IBB HBP BLK WP HR S P ERA WHIP	IP WLS BF H R ER SO BB IBB HBP BLK WP HR S P ERA WHIP	IP WLS BF H R ER SO BB IBB HBP BLK WP HR S P ERA WHIP	IP WLS BF H R ER SO BB IBB HBP BLK WP HR S P ERA WHIP	IP WLS BF H R ER SO BB IBB HBP BLK WP HR S P ERA WHIP	IP WLS BF H R ER SO BB IBB HBP BLK WP HR S P ERA WHIP	IP WLS BF H R ER SO BB IBB HBP BLK WP HR S P ERA WHIP	IP WLS BF H R ER SO BB IBB HBP BLK WP HR S P ERA WHIP	IP WLS BF H R ER SO BB IBB HBP BLK WP HR S P ERA WHIP	IP WLS BF H R ER SO BB IBB HBP BLK WP HR S P ERA WHIP	IP WLS BF H R ER SO BB IBB HBP BLK WP HR S P ERA WHIP	IP WLS BF H R ER SO BB IBB HBP BLK WP HR S P ERA WHIP	IP WLS BF H R ER SO BB IBB HBP BLK WP HR S P ERA WHIP	IP WLS BF H R ER SO BB IBB HBP BLK WP HR S P ERA WHIP
Jaret Wright, R ERA: 4.86	5.0	2.0	2.0	2.0	2.0	2.0	2.0	2.0	2.0	2.0	2.0	2.0	2.0	2.0	2.0	2.0	9.00	1.400			
Scott Proctor, R ERA: 3.0	6.1	7.0	7.0	7.0	7.0	7.0	7.0	7.0	7.0	7.0	7.0	7.0	7.0	7.0	7.0	7.0	0.00	0.500			
Kyle Farnsworth, R ERA: 4.55	8.1	0.1	0.1	0.1	0.1	0.1	0.1	0.1	0.1	0.1	0.1	0.1	0.1	0.1	0.1	0.1	0.00	0.000			
42 Mariano Rivera, R ERA: 1.82	8.1	1.2	1.2	1.2	1.2	1.2	1.2	1.2	1.2	1.2	1.2	1.2	1.2	1.2	1.2	1.2	0.00	0.000			

Batter	1	2	3	4	5	6	7	8	9	AB	R	H	RBI	BB	SO	LOB	TOP						
18 Johnny Damon, L (1, 8) OBP: 0.365, SLG: 0.479										6	2	4	5	0	0	2	New York Yankees @ Washington Nationals Robert F. Kennedy Memorial Stadium, Washington, DC Sat Jun 17 2006, 1:20 PM EDT Att: 45,085 - Sunny - 86 F						
Bernie Williams, S (1, 9) OBP: 0.320, SLG: 0.428										5	0	0	0	0	1	4							
12 Andy Phillips, R (8, 3) OBP: 0.286, SLG: 0.443										0	0	0	0	0	0	0							
2 Derek Jeter, R (1, 6) OBP: 0.431, SLG: 0.477										5	1	3	1	0	0	0							
25 Jason Giambi, L (1, 3) OBP: 0.441, SLG: 0.611										3	0	0	0	1	1	2							
Bubba Crosby, L (8, PR) OBP: 0.341, SLG: 0.375										0	0	0	0	0	0	0							
13 Alex Rodriguez, R (1, 5) OBP: 0.382, SLG: 0.502										5	1	2	2	0	0	3							
20 Jorge Posada, S (1, 2) OBP: 0.416, SLG: 0.497										5	2	2	1	0	1	4							
24 Robinson Cano, L (1, 4) OBP: 0.355, SLG: 0.448										4	1	3	0	1	1	0							
28 Melky Cabrera, S (1, 7) OBP: 0.364, SLG: 0.333										5	1	0	0	0	1	7							
Shawn Chacon, R (1, 1) Matt Smith, L (5, 1) 3B T.J. Beam, R (6, 1) Mike Myers, L (7, 1) Scott Proctor, R (7, 1) 42 Mariano Rivera, R (8, 1) Miguel Cairo, R (9, PH) OBP: 0.256, SLG: 0.202										2	1	0	0	1	1	2	New York Yankees @ Washington Nationals Robert F. Kennedy Memorial Stadium, Washington, DC Sat Jun 17 2006, 1:20 PM EDT Att: 45,085 - Sunny - 86 F						
Inning Stats	R: 1 E: 0 K: 0 S: 13	H: 2 LOB: 1 BB: 0 P: 18	R: 1 E: 0 K: 2 S: 12	H: 3 LOB: 2 BB: 0 P: 19	R: 0 E: 0 K: 0 S: 13	H: 1 LOB: 3 BB: 1 P: 24	R: 0 E: 0 K: 0 S: 4	H: 1 LOB: 0 BB: 0 P: 5	R: 7 E: 1 K: 0 S: 20	H: 5 LOB: 0 BB: 1 P: 38	R: 0 E: 0 K: 2 S: 11	H: 0 LOB: 0 BB: 0 P: 15	R: 0 E: 0 K: 1 S: 11	H: 1 LOB: 1 BB: 0 P: 17	R: 0 E: 0 K: 1 S: 12	H: 1 LOB: 2 BB: 1 P: 20		R: 0 E: 0 K: 1 S: 13	H: 1 LOB: 1 BB: 0 P: 18	1B: 8 2B: 4 3B: 0 HR: 3	SF: 0 SAC: 0 DP: 1 HBP: 1	WP: 0 PB: 1 SB: 0 CS: 0	PA: 46
PITCHER	IP WLS BF H R ER SO BB IBB HBP BLK WP HR S P ERA WHIP																						
Ramon Ortiz, R (1, 1) ERA: 5.27	4.1	26	11	7	7	2	2	1	0	0	0	0	0	0	2	54		87	14.54	2.769			
52 Saul Rivera, R (5, 1) ERA: 2.79	1.2	7	1	2	1	2	1	0	0	0	0	0	0	1	19	32		5.40	1.200				
Mike Stanton, L (7, 1) ERA: 4.85	1.0	4	1	0	0	1	0	0	0	0	0	0	0	0	11	17		0.00	1.000				
Jon Rauch, R (8, 1) ERA: 3.0	1.0	W	5	1	0	0	1	0	1	0	0	0	0	0	12	20		0.00	1.000				
32 Chad Cordero, R (9, 1) ERA: 3.19	1.0	S	4	1	0	0	1	0	0	0	0	0	0	0	13	18		0.00	1.000				
Batter	1	2	3	4	5	6	7	8	9	AB <td>R <td>H <td>RBI <td>BB <td>SO <td>LOB <td>BOTTOM</td> </td></td></td></td></td></td>	R <td>H <td>RBI <td>BB <td>SO <td>LOB <td>BOTTOM</td> </td></td></td></td></td>	H <td>RBI <td>BB <td>SO <td>LOB <td>BOTTOM</td> </td></td></td></td>	RBI <td>BB <td>SO <td>LOB <td>BOTTOM</td> </td></td></td>	BB <td>SO <td>LOB <td>BOTTOM</td> </td></td>	SO <td>LOB <td>BOTTOM</td> </td>	LOB <td>BOTTOM</td>		BOTTOM					
Alfonso Soriano, R (1, 7) OBP: 0.353, SLG: 0.588										3	2	1	0	2	1	1		New York Yankees @ Washington Nationals Robert F. Kennedy Memorial Stadium, Washington, DC Sat Jun 17 2006, 1:20 PM EDT Att: 45,085 - Sunny - 86 F					
Jose Vidro, S (1, 4) OBP: 0.361, SLG: 0.390										5	1	2	1	0	0	2							
24 Nick Johnson, L (1, 3) Daryle Ward, L (3, PH) OBP: 0.407, SLG: 0.694										1	0	0	0	0	0	0							
Jose Guillen, R (1, 9) OBP: 0.281, SLG: 0.421										5	2	2	1	0	1	4							
11 Ryan Zimmerman, R (1, 5) OBP: 0.340, SLG: 0.473										5	1	2	2	0	0	1							
Brian Schneider, L (1, 2) OBP: 0.307, SLG: 0.314										4	1	2	2	1	0	2							
Brendan Harris, R (1, 6) OBP: 0.300, SLG: 0.300										3	0	0	0	0	0	3							
13 Robert Fick, L (7, PH) OBP: 0.280, SLG: 0.400										1	0	1	1	0	0	0							
Jon Rauch, R (8, 1)										0	0	0	0	0	0	0							
32 Chad Cordero, R (9, 1)										0	0	0	0	0	0	0							
Marlon Byrd, R (1, 8) OBP: 0.342, SLG: 0.338										2	1	1	1	1	0	0							
Ramon Ortiz, R (1, 1) ERA: 5.89	4.1	23	6	6	6	3	3	0	0	0	0	0	0	0	0	0	New York Yankees @ Washington Nationals Robert F. Kennedy Memorial Stadium, Washington, DC Sat Jun 17 2006, 1:20 PM EDT Att: 45,085 - Sunny - 86 F						
52 Saul Rivera, S (5, PH) ERA: 2.79	0.2	2	1	0	0	0	0	0	0	0	0	0	0	0	0	0							
3B T.J. Beam, R (6, 1) ERA: 13.5	1.1	H	7	3	2	2	1	0	0	0	0	0	0	0	0	0							
Mike Myers, L (7, 1) ERA: 0.69	0.1	H	1	0	0	0	0	0	0	0	0	0	0	0	0	0							
Scott Proctor, R (7, 1) ERA: 3.74	0.2	H	5	1	1	1	1	2	0	0	0	0	0	0	0	0							
Inning Stats	R: 0 E: 0 K: 0 S: 6	H: 0 LOB: 0 BB: 0 P: 11	R: 0 E: 0 K: 1 S: 12	H: 0 LOB: 1 BB: 1 P: 23	R: 1 E: 0 K: 1 S: 11	H: 1 LOB: 2 BB: 1 P: 24	R: 1 E: 0 K: 1 S: 14	H: 2 LOB: 1 BB: 0 P: 23	R: 4 E: 0 K: 0 S: 16	H: 4 LOB: 0 BB: 1 P: 24	R: 0 E: 0 K: 1 S: 15	H: 1 LOB: 1 BB: 0 P: 21	R: 2 E: 0 K: 1 S: 18	H: 3 LOB: 2 BB: 1 P: 30	R: 3 E: 0 K: 0 S: 11	H: 2 LOB: 0 BB: 2 P: 21		1B: 8 2B: 3 3B: 1 HR: 1	SF: 0 SAC: 1 DP: 2 HBP: 1	WP: 0 PB: 0 SB: 2 CS: 0	PA: 42		
PITCHER	IP WLS BF H R ER SO BB IBB HBP BLK WP HR S P ERA WHIP																						
Shawn Chacon, R (1, 1) ERA: 5.89	0.2	2	1	0	0	0	0	0	0	0	0	0	0	0	4	5		0.00	1.500				
3B T.J. Beam, R (6, 1) ERA: 13.5	1.1	H	7	3	2	2	1	0	0	0	0	0	0	0	1	22		33	13.50	2.250			
Mike Myers, L (7, 1) ERA: 0.69	0.1	H	1	0	0	0	0	0	0	0	0	0	0	0	2	4		0.00	0.000				
Scott Proctor, R (7, 1) ERA: 3.74	0.2	H	5	1	1	1	1	2	0	0	0	0	0	0	11	20	13.50	4.500					
PITCHER	IP WLS BF H R ER SO BB IBB HBP BLK WP HR S P ERA WHIP																						
42 Mariano Rivera, R (8, 1) ERA: 2.29	0.2	L	4	2	2	2	0	1	0	0	0	0	0	0	9	15	27.00	4.500					

Batter	1	2	3	4	5	6	7	8	9	AB	R	H	RBI	BB	SO	LOB	TOP					
18 Johnny Damon, L (1, 8) OBP: 0.359, SLG: 0.470	1-3 K2-3		2-2 F9		1-1 G1-3		3-2 P4		2-2 F9	5	0	0	0	0	1	1	New York Yankees @ Washington Nationals Robert F. Kennedy Memorial Stadium, Washington, DC Sun Jun 18 2006, 1:05 PM EDT Att: 45,157 - Sunny - 89 F					
28 Melky Cabrera, S (1, 7) OBP: 0.361, SLG: 0.325	2-1 F8		1-0 F9		1-0 L9			4-2 BB		3	1	0	0	1	0	1						
2 Derek Jeter, R (1, 6) OBP: 0.432, SLG: 0.482	0-1 25 S 25 E 1B			1-1 G6-3		0-1 13 WP 20 SF9 2B		1-3 K		4	1	2	0	0	1	1						
25 Jason Giambi, L (1, 3) OBP: 0.435, SLG: 0.599	2-3 K			0-0 G3-1		1-2 P5		1-3 K		4	0	0	0	0	2	3						
12 Andy Phillips, R (8, 3) OBP: 0.296, SLG: 0.443	1-3 K									0	0	0	0	0	0	0						
13 Alex Rodriguez, R (1, 5) OBP: 0.390, SLG: 0.510		4-2 BB		0-2 20 BB 1B		4-2 BB		0-0 20 WP 1-H 2B		2	0	2	1	2	0	0						
20 Jorge Posada, S (1, 2) OBP: 0.418, SLG: 0.495		2-3 K		4-0 BB		0-0 SF9		4-2 BB		1	0	0	1	2	1	1						
24 Robinson Cano, L (1, 4) OBP: 0.350, SLG: 0.441		0-1 P6		1-2 BB		3-H 0-0 G4-3		2-3 BB		4	0	0	0	0	0	6						
Bernie Williams, S (1, 9) OBP: 0.318, SLG: 0.424		1-1 F9			0-0 18 G1-3 1B		1-0 G4-3		0-0 G4-3	4	0	1	0	0	0	1						
Bubba Crosby, L (9, 9) OBP: 0.341, SLG: 0.375										0	0	0	0	0	0	0						
40 Chien-Ming Wang, R (1, 1)			0-3 K		0-3 K		0-0 G4-3		3-3 K	4	0	0	0	0	3	1						
Inning Stats	R: 0 E: 1 K: 2 S: 12	H: 1 LOB: 1 BB: 0 P: 17	R: 0 E: 0 K: 1 S: 11	H: 0 LOB: 1 BB: 1 P: 18	R: 0 E: 0 K: 1 S: 7	H: 0 LOB: 0 BB: 0 P: 10	R: 0 E: 0 K: 0 S: 10	H: 1 LOB: 2 BB: 1 P: 16	R: 0 E: 0 K: 1 S: 7	H: 1 LOB: 1 BB: 0 P: 9	R: 1 E: 0 K: 0 S: 9	H: 0 LOB: 0 BB: 0 P: 14	R: 0 E: 0 K: 0 S: 5	H: 0 LOB: 0 BB: 0 P: 9	R: 1 E: 0 K: 2 S: 14	H: 1 LOB: 2 BB: 0 P: 24	R: 0 E: 0 K: 1 S: 9	H: 0 LOB: 0 BB: 0 P: 14	1B: 3 2B: 2 3B: 0 HR: 0	SF: 1 SAC: 0 DP: 0 HBP: 0	WP: 2 PB: 2 SB: 1 CS: 0	PA: 37
PITCHER	IP WLS BF H R ER SO BB IBB HBP BLK WP HR S P ERA WHIP																					
48 Michael O'Connor, L (1, 1) ERA: 3.43	7.0 28 4 1 1 5 3 0 0 0 1 0 61 93 1.29 1.000																					
Gary Majewski, R (8, 1) ERA: 4.01	2.0 W 9 1 1 1 3 2 0 0 0 1 0 23 38 4.50 1.500																					

Batter	1	2	3	4	5	6	7	8	9	AB	R	H	RBI	BB	SO	LOB	BOTTOM					
Alfonso Soriano, R (1, 7) OBP: 0.354, SLG: 0.585	0-1 G4-6-3 1B		1-2 G6-3			0-0 L5		4-2 BB		3	0	1	0	1	0	0	New York Yankees @ Washington Nationals Robert F. Kennedy Memorial Stadium, Washington, DC Sun Jun 18 2006, 1:05 PM EDT Att: 45,157 - Sunny - 89 F					
Jose Vidro, S (1, 4) OBP: 0.356, SLG: 0.384	1-2 G4-6-3			2-0 G4-3		1-1 F7		1-0 L7		4	0	0	0	0	3							
Jose Guillen, R (1, 9) OBP: 0.280, SLG: 0.417	2-1 1B			3-2 G6-3		1-0 G5-3			2-2 G4-3	4	0	1	0	0	0							
Daryle Ward, L (1, 3) OBP: 0.387, SLG: 0.654	0-1 G4-3			0-0 G1-3			1-1 G4-3		1-1 G4-3	3	0	0	0	0	1							
Gary Majewski, R (8, 1) Marlon Anderson, L (9, PH) OBP: 0.299, SLG: 0.393										0	0	0	0	0	0							
11 Ryan Zimmerman, R (1, 5) OBP: 0.343, SLG: 0.485		1-1 G1-3			1-2 S 1B 1B		1-0 G4-3		0-0 11 HR 1B	4	2	2	2	0	0							
13 Robert Fick, L (1, 2) OBP: 0.250, SLG: 0.357		2-2 G3			0-1 F8		1-1 G4-3		1-H HR	3	0	0	0	0	1							
Brendan Harris, R (1, 6) OBP: 0.333, SLG: 0.313		3-1 F8			2-1 FC4-6 1B			4-1 SH2-4 BB		2	0	1	1	1	0	0						
Marlon Byrd, R (1, 8) OBP: 0.339, SLG: 0.333			1-2 G1		0-1 FC4-6			0-0 SH2-4		2	0	0	0	0	1							
48 Michael O'Connor, L (1, 1) OBP: 0.091, SLG: 0.048			0-3 K		0-3 K			0-1 F7		2	0	0	0	2	1							
Brian Schneider, L (8, 2) OBP: 0.300, SLG: 0.312										1	0	0	0	0	1							
Inning Stats	R: 0 E: 0 K: 0 S: 10	H: 2 LOB: 1 BB: 0 P: 12	R: 0 E: 0 K: 0 S: 7	H: 0 LOB: 0 BB: 0 P: 13	R: 0 E: 0 K: 1 S: 13	H: 0 LOB: 0 BB: 0 P: 15	R: 0 E: 0 K: 0 S: 5	H: 0 LOB: 0 BB: 0 P: 10	R: 1 E: 0 K: 1 S: 13	H: 2 LOB: 1 BB: 0 P: 16	R: 0 E: 0 K: 0 S: 4	H: 0 LOB: 0 BB: 0 P: 6	R: 0 E: 0 K: 0 S: 5	H: 0 LOB: 0 BB: 0 P: 8	R: 0 E: 0 K: 0 S: 7	H: 0 LOB: 2 BB: 2 P: 16	R: 2 E: 0 K: 0 S: 8	H: 2 LOB: 0 BB: 0 P: 11	1B: 5 2B: 0 3B: 0 HR: 1	SF: 0 SAC: 1 DP: 1 HBP: 0	WP: 0 PB: 0 SB: 1 CS: 0	PA: 32
PITCHER	IP WLS BF H R ER SO BB IBB HBP BLK WP HR S P ERA WHIP																					
40 Chien-Ming Wang, R (1, 1) ERA: 4.07	8.1 L 32 6 3 3 2 2 0 0 0 0 1 72 107 3.24 0.960																					

Batter	1	2	3	4	5	6	7	8	9	AB	R	H	RBI	BB	SO	LOB	TOP										
Alfonso Soriano, R OBP: 0.350, SLG: 0.577	1-3 K		1-3 K					1-2 FC5-4		4	0	0	0	0	3	1	Washington Nationals @ Boston Red Sox Fenway Park, Boston, MA Mon Jun 19 2006, 7:05 PM EDT Att: 36,252 - Clear - 85 F										
Jose Vidro, S OBP: 0.356, SLG: 0.402	0-0 HR		1-2 G3			2-2 2B		1-3 K		4	1	2	1	0	1	1											
Jose Guillen, R OBP: 0.280, SLG: 0.431	2-1 G6-3		3-1 HR			2-3 K		3-3 K		4	1	1	1	0	2	2											
Daryle Ward, L OBP: 0.394, SLG: 0.636	1-3 K		1-2 G4-3			4-2 11 G6-4-3 BB		1-2 11 G5-4-3 1B		3	0	1	0	1	1	0											
11 Ryan Zimmerman, R OBP: 0.338, SLG: 0.477		1-3 K		0-3 K		0-0 G6-4-3		0-2 G5-4-3		4	0	0	0	0	2	3											
13 Robert Fick, L OBP: 0.250, SLG: 0.375		1-1 G6-3 1B		1-1 G4-3			0-2 G6-3		2-1 F7	4	1	1	0	0	0	0											
Royce Clayton, R OBP: 0.307, SLG: 0.330		3-2 G6-3		0-0 F8			1-1 G1-3			3	0	0	0	0	0	1											
Brian Schneider, L OBP: 0.306, SLG: 0.313		2-2 1B			0-0 L9		1-0 G4-3			3	0	1	1	0	0	0											
Marlon Byrd, R OBP: 0.335, SLG: 0.329	0-0 P6				0-1 F8			1-2 FC5-4 1B		2	0	0	0	0	0	1											
Marlon Anderson, L OBP: 0.306, SLG: 0.400										1	0	1	0	0	0	0											
Damian Jackson, R OBP: 0.267, SLG: 0.429										0	0	0	0	0	0	0											
Inning Stats	R: 1 E: 0 K: 2 S: 9	H: 1 LOB: 0 BB: 0 P: 13	R: 1 E: 0 K: 1 S: 15	H: 2 LOB: 1 BB: 0 P: 22	R: 1 E: 0 K: 1 S: 12	H: 1 LOB: 0 BB: 0 P: 18	R: 0 E: 0 K: 1 S: 6	H: 0 LOB: 0 BB: 0 P: 7	R: 0 E: 0 K: 1 S: 6	H: 1 LOB: 1 BB: 1 P: 19	R: 0 E: 0 K: 0 S: 6	H: 0 LOB: 0 BB: 0 P: 8	R: 0 E: 0 K: 2 S: 13	H: 1 LOB: 1 BB: 0 P: 19	R: 0 E: 0 K: 0 S: 9	H: 1 LOB: 0 BB: 0 P: 12	1B: 3 2B: 2 3B: 0 HR: 2	SF: 0 SAC: 0 DP: 2 HBP: 0	WP: 0 PB: 0 SB: 1 CS: 1	PA: 33							
PITCHER	IP	WLS	BF	H	R	ER	SO	BB	IBB	HBP	BLK	WP	HR	S	P	ERA	WHIP										
39 Kyle Snyder, R ERA: 10.29	5.0	W	19	4	3	3	6	0	0	0	0	0	2	48	67	5.40	0.800										
Jermaine Van Buren, R ERA: 8.71	1.0	H	4	1	0	0	1	1	0	0	0	0	0	11	19	0.00	2.000										
48 Javier López, L ERA: 3.98	1.0	H	3	0	0	0	0	0	0	0	0	0	0	6	8	0.00	0.000										
Rudy Seanez, R ERA: 4.34	1.0	H	4	1	0	0	2	0	0	0	0	0	0	13	19	0.00	1.000										
50 Mike Timlin, R ERA: 1.98	1.0	S	3	1	0	0	0	0	0	0	0	0	0	9	12	0.00	1.000										

Batter	1	2	3	4	5	6	7	8	9	AB	R	H	RBI	BB	SO	LOB	BOTTOM											
20 Kevin Youkilis, R OBP: 0.431, SLG: 0.514	2-2 1B	1-1 G5-4-3		3-2 G6-3		4-2 BB	0-2 F8			4	0	1	1	1	0	5	Washington Nationals @ Boston Red Sox Fenway Park, Boston, MA Mon Jun 19 2006, 7:05 PM EDT Att: 36,252 - Clear - 85 F											
Mark Loretta, R OBP: 0.340, SLG: 0.373	2-2 F8		0-1 F9	3-1 34 1B 2B		1-2 L3		0-0 B5-3		5	0	1	0	0	3													
34 David Ortiz, L OBP: 0.370, SLG: 0.549	2-1 F9		4-1 BB	3-2 1B		1-2 G6-3		2-2 F9		4	0	1	0	1	3													
Manny Ramirez, R OBP: 0.421, SLG: 0.568	2-1 F8		0-0 L7		2-3 K		2-1 G4-3 13 BB 2B	1-1 HR		5	2	2	1	0	1	2												
Jason Varitek, S OBP: 0.345, SLG: 0.419		2-0 25 1B 2B	4-2 BB	1-2 BB		1-2 G6-3	3-2 G4-3	3-2 1B		4	1	2	0	1	0	1												
25 Mike Lowell, R OBP: 0.364, SLG: 0.514		0-0 13 1B 1B	2-0 F7		4-0 BB		4-0 13 BB IBB	2-3 K		3	1	1	0	2	1	3												
Coco Crisp, S OBP: 0.325, SLG: 0.383		2-2 13 1B 1B		1-2 2B 1B		3-1 G4-3	4-2 13 BB BB			3	1	2	1	1	0	1												
Gabe Kapler, R OBP: 0.600, SLG: 0.800		1-2 3H F9		0-2 13 SH3-4 20 G6-3 2B		0-2 FC6-4 1B		1-3 K		4	1	2	1	0	1	5												
13 Alex Cora, L OBP: 0.368, SLG: 0.342		1-2 1-3 2H 1B		0-0 SH3-4		1-2 FC6-4 20 BB	4-1 BB			2	0	1	2	1	0	1												
Inning Stats	R: 0 E: 0 K: 0 S: 12	H: 1 LOB: 1 BB: 0 P: 20	R: 2 E: 0 K: 0 S: 16	H: 4 LOB: 1 BB: 0 P: 23	R: 0 E: 0 K: 0 S: 8	H: 0 LOB: 2 BB: 2 P: 18	R: 2 E: 0 K: 0 S: 19	H: 4 LOB: 2 BB: 0 P: 27	R: 0 E: 0 K: 1 S: 12	H: 0 LOB: 1 BB: 1 P: 22	R: 0 E: 0 K: 0 S: 17	H: 1 LOB: 2 BB: 1 P: 24	R: 1 E: 0 K: 1 S: 19	H: 1 LOB: 3 BB: 3 P: 37	R: 1 E: 0 K: 1 S: 15	H: 2 LOB: 1 BB: 0 P: 23	1B: 8 2B: 4 3B: 0 HR: 1	SF: 0 SAC: 1 DP: 1 HBP: 0	WP: 0 PB: 0 SB: 0 CS: 0	PA: 42								
PITCHER	IP	WLS	BF	H	R	ER	SO	BB	IBB	HBP	BLK	WP	HR	S	P	ERA	WHIP											
Tony Armas, R ERA: 4.44	3.2	L	20	8	4	4	0	2	0	0	0	0	0	30	49	0.00	2.000											
52 Saul Rivera, R ERA: 2.31	2.0		9	2	0	0	1	2	0	0	0	0	0	13	27	13.50	3.000											
Mike Stanton, L ERA: 5.04	0.2		5	1	1	1	0	1	1	0	0	0	0	1	24	37	5.40	1.800										
Jon Rauch, R ERA: 3.09	1.2		8	2	1	1	2	1	0	0	0	0	1	24	37	5.40	1.800											



Batter	1	2	3	4	5	6	7	8	9	AB	R	H	RBI	BB	SO	LOB	TOP								
Alfonso Soriano, R OBP: 0.391, SLG: 0.581 (1, 7)	G3		FC5-4			BB 2B	FC4		2B	5	0	2	1	0	0	2	Washington Nationals @ Boston Red Sox Fenway Park, Boston, MA Tue Jun 20 2006, 7:05 PM EDT Att: 36,421 - Cloudy - 76 F								
Jose Vidro, S OBP: 0.395, SLG: 0.398 Damian Jackson, R OBP: 0.269, SLG: 0.419 (1, 4) (5, 4)	G4-3			G5-3		BB HBP		L5	F7	2	0	0	0	0	0	0									
Jose Guillen, R OBP: 0.279, SLG: 0.424 (1, 9)	F7			K		BB		K		3	0	0	1	1	2	0									
Marlon Anderson, L OBP: 0.294, SLG: 0.383 (1, 10)		F7		G3-1		K		P3		4	0	0	0	0	1	3									
11 Ryan Zimmerman, R OBP: 0.333, SLG: 0.470 (1, 5)	G6-3				L6				G5-3	4	0	0	0	0	1	3									
13 Robert Fick, L OBP: 0.278, SLG: 0.389 (1, 3) (5, 2)	K				FC6 1B	F7			HBP 1B	4	1	2	0	0	1	3									
Royce Clayton, R OBP: 0.307, SLG: 0.326 (1, 6)			F9		F8		G6-3		1B 2B HBP	3	1	0	0	0	0	1									
Brian Schneider, L OBP: 0.308, SLG: 0.315 Matthew LeCroy, R OBP: 0.343, SLG: 0.404 (1, 2) (5, 3)			FC5-4 1B		FC6		FC5-4 1B		K	2	0	1	0	0	0	1									
Marlon Byrd, R OBP: 0.338, SLG: 0.333 (1, 8)		F8				2B BB 1B	FC5-4 FC4		2B 1B	4	1	2	1	0	0	2									
Inning Stats	R: 0 E: 0 K: 0 S: 10	H: 0 LOB: 0 BB: 0 P: 16	R: 0 E: 0 K: 1 S: 9	H: 0 LOB: 0 BB: 0 P: 13	R: 0 E: 0 K: 0 S: 7	H: 1 LOB: 1 BB: 0 P: 10	R: 0 E: 0 K: 1 S: 8	H: 0 LOB: 0 BB: 0 P: 12	R: 0 E: 0 K: 0 S: 10	H: 1 LOB: 1 BB: 0 P: 16	R: 1 E: 0 K: 2 S: 18	H: 2 LOB: 3 BB: 1 P: 36	R: 0 E: 0 K: 0 S: 9	H: 1 LOB: 0 BB: 0 P: 11	R: 0 E: 0 K: 1 S: 10	H: 0 LOB: 0 BB: 0 P: 14		R: 2 E: 0 K: 1 S: 18	H: 3 LOB: 2 BB: 0 P: 25	1B: 6 2B: 2 3B: 0 HR: 0	SF: 0 SAC: 0 DP: 0 HBP: 2	WP: 0 PB: 0 SB: 0 CS: 0	PA: 38		
PITCHER	IP	WLS	BF	H	R	ER	SO	BB	IBB	HBP	BLK	WP	HR	S	P	ERA	WHIP								
49 Tim Wakefield, R ERA: 3.82 (1, 1)	6.0	W	24	4	1	1	4	1	0	1	0	0	0	62	103	1.50	0.833								
51 Julian Tavarez, R ERA: 5.85 (7, 1)	1.0		4	1	0	0	0	0	0	0	0	0	0	9	11	0.00	1.000								
56 Craig Hansen, R ERA: 10.13 (8, 1)	2.0		10	3	2	2	2	0	0	1	0	0	0	28	39	9.00	1.500								

AB	35
R	3
H	8
RBI	3
BB	1
SO	6
LOB	19



Batter	1	2	3	4	5	6	7	8	9	AB	R	H	RBI	BB	SO	LOB	BOTTOM								
20 Kevin Youkilis, R OBP: 0.434, SLG: 0.512 (1, 3)	L4		E7 F8 1B			F9			1B BB	3	2	1	0	2	0	1	Washington Nationals @ Boston Red Sox Fenway Park, Boston, MA Tue Jun 20 2006, 7:05 PM EDT Att: 36,421 - Cloudy - 76 F								
Mark Loretta, R OBP: 0.344, SLG: 0.377 (1, 4)	34 1B		F8		G5-4-3		1B 2B		1B	5	1	3	3	0	0	2									
34 David Ortiz, L OBP: 0.368, SLG: 0.542 (1, 10)	G4-6-3 1B		F9			K		K		5	0	1	0	0	2	5									
Manny Ramirez, R OBP: 0.422, SLG: 0.571 (6, PR) Gabe Kapler, R OBP: 0.697, SLG: 0.833 (7, 7) (8, 9)	G4-6-3		2B 1B		K		G4-3 2B		1B	4	0	2	1	0	1	2									
Trot Nixon, L OBP: 0.433, SLG: 0.488 (7, PH) Willie Harris, L OBP: 0.260, SLG: 0.209 (8, 7)			2B 1B		25 F9 1B		G4-3 2B		G3-1	4	2	3	1	0	0	1									
25 Mike Lowell, R OBP: 0.395, SLG: 0.508 (1, 5)			1B 2B		F9		G5-3		G4-3	3	1	0	0	2	0	3									
Coco Crisp, S OBP: 0.328, SLG: 0.498 (1, 8)		P5							F8	5	1	2	2	0	1	5									
28 Doug Mirabeli, R OBP: 0.237, SLG: 0.261 (1, 2)			13 1B 2B		G6-3		G5-3		G5-3	5	1	1	1	0	1	1									
13 Alex Cora, L OBP: 0.396, SLG: 0.367 (1, 6)			20 1B						20 BB 1B	3	3	3	1	1	0	0									
Inning Stats	R: 0 E: 0 K: 0 S: 12	H: 2 LOB: 1 BB: 0 P: 18	R: 6 E: 0 K: 1 S: 24	H: 6 LOB: 3 BB: 3 P: 45	R: 1 E: 1 K: 0 S: 14	H: 2 LOB: 1 BB: 0 P: 16	R: 1 E: 0 K: 1 S: 10	H: 2 LOB: 1 BB: 0 P: 15	R: 0 E: 0 K: 0 S: 6	H: 0 LOB: 0 BB: 1 P: 12	R: 0 E: 0 K: 1 S: 10	H: 1 LOB: 2 BB: 0 P: 16	R: 3 E: 0 K: 1 S: 17	H: 4 LOB: 2 BB: 1 P: 26	R: 0 E: 0 K: 1 S: 6	H: 0 LOB: 0 BB: 0 P: 10		1B: 12 2B: 4 3B: 0 HR: 1	SF: 0 SAC: 0 DP: 2 HBP: 0	WP: 0 PB: 0 SB: 1 CS: 0	PA: 44				
PITCHER	IP	WLS	BF	H	R	ER	SO	BB	IBB	HBP	BLK	WP	HR	S	P	ERA	WHIP								
Livan Hernandez, R ERA: 5.64 (1, 1)	1.2	L	14	8	6	6	0	2	0	0	0	0	0	33	56	32.40	6.000								
57 Jason Bergmann, R ERA: 5.54 (2, 1)	2.1		12	4	2	1	2	1	0	0	0	0	0	27	38	3.86	2.143								
Bill Bray, L ERA: 6.0 (5, 1)	2.1		12	4	3	3	1	2	0	0	0	0	1	27	46	11.57	2.571								
Gary Majewski, R ERA: 3.89 (7, 1)	1.1		5	1	0	0	1	0	0	0	0	0	0	9	14	0.00	0.750								
32 Chad Cordero, R ERA: 3.15 (8, 1)	0.1		1	0	0	0	1	0	0	0	0	0	0	3	4	0.00	0.000								

AB	39
R	11
H	17
RBI	10
BB	5
SO	5
LOB	22



Batter	1	2	3	4	5	6	7	8	9	AB	R	H	RBI	BB	SO	LOB	TOP				
Alfonso Soriano, R OBP: 0.344, SLG: 0.567			G4-3			P3		K		4	0	0	0	0	2	3					
Jose Vidro, S OBP: 0.356, SLG: 0.398		1B	P5			1B		1B	11 BB	4	0	3	0	0	0	1					
Jose Guillen, R OBP: 0.273, SLG: 0.407	F9		G5-3			K		F7		4	0	0	0	0	1	4					
Marlon Anderson, L OBP: 0.283, SLG: 0.367	G3			G4-3		K		F7		4	0	0	0	0	1	3					
11 Ryan Zimmerman, R OBP: 0.328, SLG: 0.458		L9		G3-1		G4-3				3	0	0	0	1	0	1					
13 Robert Fick, L OBP: 0.273, SLG: 0.349		G4-3		K				F7		4	0	0	0	0	2	2					
Royce Clayton, R OBP: 0.316, SLG: 0.344						2B				4	1	3	0	0	1	0					
Brian Schneider, L OBP: 0.301, SLG: 0.306		G1-3		P6		1B		G3		4	0	1	0	0	0	2					
Damian Jackson, R OBP: 0.293, SLG: 0.451																					
Daryle Ward, L OBP: 0.397, SLG: 0.661																					
Marlon Byrd, R OBP: 0.337, SLG: 0.331			G4-3		K			SF7		2	0	1	0	0	1	1					
Inning Stats	R: 0 E: 0 K: 1 S: 10	H: 1 LOB: 1 BB: 0 P: 16	R: 0 E: 0 K: 0 S: 9	H: 1 LOB: 1 BB: 0 P: 15	R: 0 E: 0 K: 0 S: 8	H: 1 LOB: 0 BB: 0 P: 10	R: 0 E: 0 K: 1 S: 7	H: 0 LOB: 0 BB: 0 P: 12	R: 0 E: 0 K: 1 S: 8	H: 1 LOB: 1 BB: 0 P: 10	R: 0 E: 0 K: 2 S: 11	H: 2 LOB: 1 BB: 0 P: 15	R: 0 E: 0 K: 0 S: 10	H: 1 LOB: 2 BB: 1 P: 19	R: 0 E: 0 K: 1 S: 7	H: 0 LOB: 0 BB: 0 P: 9	1B: 5 2B: 3 HR: 0	SF: 1 SAC: 0 DP: 0 HBP: 0	WP: 0 PB: 0 CS: 0	PA: 36	
PITCHER	IP	WLS	BF	H	R	ER	SO	BB	IBB	HBP	BLK	WP	HR	S	P	ERA	WHIP				
Rodrigo Lopez, R ERA: 6.45	7.0	W	28	7	1	1	7	0	0	0	0	0	0	64	93	1.29	1.000				
LaTroy Hawkins, R ERA: 4.09	1.0	H	5	1	0	0	0	1	0	0	0	0	0	10	19	0.00	2.000				
37 Chris Ray, R ERA: 3.38	1.0	S	3	0	0	0	1	0	0	0	0	0	0	7	9	0.00	0.000				

Washington Nationals @ Baltimore Orioles
 Oriole Park at Camden Yards, Baltimore, MD
 Fri Jun 23 2006, 7:05 PM EDT
 Att: 48,331 - Overcast - 90 F

AB 34
 R 1
 H 8
 RBI 1
 BB 1
 SO 8
 LOB 17



Batter	1	2	3	4	5	6	7	8	9	AB	R	H	RBI	BB	SO	LOB	BOTTOM				
1 Brian Roberts, S OBP: 0.376, SLG: 0.399			SF8 SH1-4 12 SH1-4			F7		L7		4	0	1	0	0	1	1					
12 Brandon Fahey, L OBP: 0.300, SLG: 0.342			SH1-4			P6		G4-3		2	0	1	0	0	0	0					
Luis Matos, R OBP: 0.274, SLG: 0.340		1B								1	0	0	0	0	0	1					
6 Melvin Mora, R OBP: 0.353, SLG: 0.428	P4		SF8			E6 17 S 17 1B		G4-6-3		3	1	1	1	0	0	1					
10 Miguel Tejada, R OBP: 0.373, SLG: 0.525			G5-3			L9		G4-6-3		4	0	1	0	0	0	3					
55 Ramon Hernandez, R OBP: 0.341, SLG: 0.494	FC5-4					F7		F9		4	0	1	0	0	0	3					
17 Corey Patterson, L OBP: 0.332, SLG: 0.448		K		F8						3	0	1	1	0	1	1					
Javy Lopez, R OBP: 0.323, SLG: 0.429		G5-3		F8		G5-3				3	0	0	0	0	0	2					
Kevin Millar, R OBP: 0.347, SLG: 0.372										3	0	0	0	0	1	1					
Jeff Conine, R ERA: 5.68		P6								0	0	0	0	0	0	0					
21 Nick Markakis, L OBP: 0.313, SLG: 0.316										3	1	2	0	0	1	0					
Inning Stats	R: 0 E: 0 K: 1 S: 11	H: 2 LOB: 2 BB: 0 P: 17	R: 0 E: 0 K: 1 S: 10	H: 0 LOB: 0 BB: 0 P: 14	R: 1 E: 0 K: 0 S: 9	H: 2 LOB: 1 BB: 0 P: 12	R: 0 E: 0 K: 0 S: 9	H: 1 LOB: 1 BB: 0 P: 12	R: 0 E: 0 K: 1 S: 7	H: 0 LOB: 0 BB: 0 P: 12	R: 1 E: 1 K: 0 S: 8	H: 1 LOB: 1 BB: 0 P: 15	R: 0 E: 0 K: 1 S: 10	H: 1 LOB: 1 BB: 0 P: 14	R: 0 E: 0 K: 0 S: 6	H: 1 LOB: 0 BB: 0 P: 9	1B: 8 2B: 0 3B: 0 HR: 0	SF: 1 SAC: 1 DP: 1 HBP: 0	WP: 0 PB: 0 CS: 0	PA: 32	
PITCHER	IP	WLS	BF	H	R	ER	SO	BB	IBB	HBP	BLK	WP	HR	S	P	ERA	WHIP				
22 John Patterson, R ERA: 3.41	6.0	L	25	6	2	1	3	0	0	0	0	0	0	8	11	0.00	1.500				
Bill Bray, L ERA: 5.68	0.2		3	1	0	0	1	0	0	0	0	0	0	8	11	0.00	1.500				
Gary Majewski, R ERA: 3.69	1.1		4	1	0	0	0	0	0	0	0	0	0	8	12	0.00	0.750				

Washington Nationals @ Baltimore Orioles
 Oriole Park at Camden Yards, Baltimore, MD
 Fri Jun 23 2006, 7:05 PM EDT
 Att: 48,331 - Overcast - 90 F

AB 30
 R 2
 H 8
 RBI 2
 BB 0
 SO 4
 LOB 13



Batter	1	2	3	4	5	6	7	8	9	AB	R	H	RBI	BB	SO	LOB	TOP										
Alfonso Soriano, R (1, 7) OBP: 0.342, SLG: 0.560	1-3 K		4-2 2B G4-3 BB	2-2 FC6-4			1-1 F9		2-1 FC6-5	4	1	0	0	1	1	2											
Jose Vidro, S (1, 4) OBP: 0.360, SLG: 0.403	0-0 1B		1-0 G4-3 11 2B		0-2 G4-3		4-1 BB		1-2 G4-3	4	1	2	0	1	0	1											
Royce Clayton, R (1, 6) OBP: 0.319, SLG: 0.344	0-1 1B		2-2 G4-3		0-0 G5-3		4-2 BB			3	0	1	1	1	0	1											
24 Nick Johnson, L (1, 3) OBP: 0.439, SLG: 0.556	3-3 K		1-1 11 2B BB		4-2 11 WP BB		1-2 BB			2	0	0	0	2	2	4											
11 Ryan Zimmerman, R (1, 5) OBP: 0.330, SLG: 0.461	0-0 FC6-4		1-1 11 2B BB		3-2 L5		2-3 BB		4-2 G6-4-3 BB	3	0	1	1	1	0	3											
Jose Guillen, R (1, 9) OBP: 0.287, SLG: 0.398		1-3 K	0-1 G6-3			0-2 F9		0-2 G6-4-3	1-2 F9	4	0	0	0	0	1	3											
Matthew LeCroy, R (1, 10) OBP: 0.293, SLG: 0.371		4-2 BB		2-3 K		2-3 K		2-1 G3-1		2	0	0	0	1	2	0											
Daryle Ward, L (8, PH) OBP: 0.391, SLG: 0.649										1	0	0	0	0	0	0											
Brian Schneider, L (1, 2) OBP: 0.310, SLG: 0.309		4-1 CS		4-2 FC6-4			2-1 F8		1-1 FC6-5 SH2-3	2	0	1	0	2	0	0											
Marlon Byrd, R (1, 8) OBP: 0.332, SLG: 0.326		2-2 CS		2-2 G5-3		1-3 K		0-2 P4		3	0	0	0	0	1	1											
Marlon Anderson, L (8, PH) OBP: 0.293, SLG: 0.367										0	0	0	0	0	0	0											
Damian Jackson, R (8, 8) OBP: 0.293, SLG: 0.451										0	0	0	0	0	0	0											
Inning Stats	R: 0 E: 0 K: 2 S: 12	H: 2 LOB: 2 BB: 0 P: 16	R: 0 E: 0 K: 1 S: 8	H: 0 LOB: 0 BB: 2 P: 19	R: 2 E: 0 K: 0 S: 16	H: 2 LOB: 2 BB: 2 P: 30	R: 0 E: 0 K: 2 S: 13	H: 0 LOB: 1 BB: 1 P: 22	R: 0 E: 0 K: 0 S: 10	H: 0 LOB: 0 BB: 0 P: 17	R: 0 E: 0 K: 1 S: 8	H: 0 LOB: 0 BB: 0 P: 12	R: 0 E: 0 K: 0 S: 13	H: 0 LOB: 0 BB: 2 P: 24	R: 0 E: 0 K: 0 S: 7	H: 0 LOB: 0 BB: 1 P: 13	R: 0 E: 0 K: 0 S: 8	H: 1 LOB: 1 BB: 0 P: 12	1B: 3 2B: 2 3B: 0 HR: 0	SF: 0 SAC: 1 DP: 1 HBP: 0	WP: 1 PB: 0 SB: 0 CS: 1	PA: 39					
PITCHER	IP	WLS	BF	H	R	ER	SO	BB	IBB	HBP	BLK	WP	HR	S	P	ERA	WHIP										
29 Adam Loewen, L (1, 1) ERA: 7.12	5.0		23	4	2	2	5	6	0	0	0	1	0	59	104	3.60	2.000										
Chris Britton, R (6, 1) ERA: 2.51	1.2		7	0	0	0	1	2	0	0	0	0	0	18	31	0.00	1.200										
25 Kurt Birkins, L (7, 1) ERA: 1.23	0.1		1	0	0	0	1	0	0	0	0	0	0	3	5	0.00	0.000										
Todd Williams, R (8, 1) ERA: 4.34	2.0	W	7	1	0	0	0	1	0	0	0	0	0	15	25	0.00	1.000										

Washington Nationals @ Baltimore Orioles
 Oriole Park at Camden Yards, Baltimore, MD
 Sat Jun 24 2006, 4:35 PM EDT
 Att: 36,290 - Overcast - 89 F

AB 28
 R 2
 H 5
 RBI 2
 BB 9
 SO 7
 LOB 15



Batter	1	2	3	4	5	6	7	8	9	AB	R	H	RBI	BB	SO	LOB	BOTTOM										
1 Brian Roberts, S (1, 4) OBP: 0.378, SLG: 0.398	2-1 G6-3		1-2 F8		0-1 6 S 1B		4-1 6 1B BB		0-0 SH1-4	3	0	1	1	1	0	1											
6 Melvin Mora, R (1, 5) OBP: 0.354, SLG: 0.425	2-1 L8		0-1 F8		2-3 3-H 2-0 G1-3		2-2 1B		4-0 55 1B IBB	4	0	1	0	1	0	3											
10 Miguel Tejada, R (1, 6) OBP: 0.367, SLG: 0.516	2-0 G6-3			1-1 G5-3		2-0 P4		0-0 G3	0-1 F7	5	0	0	0	0	0	7											
55 Ramon Hernandez, R (1, 2) OBP: 0.346, SLG: 0.506		3-1 HR		0-1 F7		0-0 F8		4-1 12 FC2-5 1B BB	3-2 1B	4	1	2	2	1	0	0											
Javy Lopez, R (1, 10) OBP: 0.330, SLG: 0.435		0-0		1-1 1B		3-2 G1-3		0-2 17 BB 12 FC2-5	1-2 1B	4	0	3	0	0	0	0											
Ed Rogers, R (8, PR) OBP: 0.250, SLG: 0.250										0	0	0	0	0	0	0											
Kevin Millar, R (1, 3) OBP: 0.342, SLG: 0.366		0-2 G5-4-3		1-0 F7		1-2 F9		1-0 FC2-5	1-2 G5-3 17 BB	3	0	0	0	0	0	2											
12 Brandon Fahey, L (8, PH) OBP: 0.298, SLG: 0.339										1	0	0	0	0	0	2											
17 Corey Patterson, L (1, 8) OBP: 0.331, SLG: 0.442		1-1 F8			0-0 B3		2-1 G4-3		4-2 BB	3	0	0	0	1	0	0											
Jeff Conine, R (1, 7) OBP: 0.313, SLG: 0.378				4-0 BB		2-2 2B 1 1B 1B		0-2 6 1B 1 BB 1B	3-1 G5-3	3	1	2	0	1	0	3											
Luis Matos, R (1, 9) OBP: 0.282, SLG: 0.349			1-2 L5		1-1 1B		2-3 K		4-1 55 1B SH1-4 BB	3	1	1	0	1	1	2											
Inning Stats	R: 0 E: 0 K: 0 S: 5	H: 0 LOB: 0 BB: 0 P: 11	R: 1 E: 0 K: 0 S: 8	H: 2 LOB: 0 BB: 0 P: 12	R: 0 E: 0 K: 0 S: 12	H: 0 LOB: 1 BB: 1 P: 18	R: 0 E: 0 K: 0 S: 7	H: 1 LOB: 1 BB: 0 P: 10	R: 1 E: 0 K: 0 S: 11	H: 3 LOB: 2 BB: 0 P: 18	R: 0 E: 0 K: 0 S: 7	H: 0 LOB: 0 BB: 0 P: 11	R: 0 E: 0 K: 1 S: 15	H: 2 LOB: 3 BB: 1 P: 25	R: 0 E: 0 K: 0 S: 10	H: 1 LOB: 2 BB: 2 P: 22	R: 1 E: 0 K: 0 S: 9	H: 1 LOB: 2 BB: 2 P: 20	1B: 8 2B: 1 3B: 0 HR: 1	SF: 0 SAC: 1 DP: 2 HBP: 0	WP: 0 PB: 0 SB: 1 CS: 0	PA: 40					
PITCHER	IP	WLS	BF	H	R	ER	SO	BB	IBB	HBP	BLK	WP	HR	S	P	ERA	WHIP										
48 Michael O'Connor, L (1, 1) ERA: 3.35	6.0		24	6	2	2	0	1	0	0	0	0	0	50	80	3.00	1.167										
Jon Rauch, R (7, 1) ERA: 3.02	1.0		6	2	0	0	1	1	0	0	0	0	0	15	25	0.00	3.000										
Gary Majewski, R (8, 1) ERA: 3.61	1.0		5	1	0	0	0	2	0	0	0	0	0	10	22	0.00	3.000										
32 Chad Cordero, R (9, 1) ERA: 3.34	0.2	L	5	1	1	1	0	1	1	0	0	0	0	9	20	13.50	3.000										

Washington Nationals @ Baltimore Orioles
 Oriole Park at Camden Yards, Baltimore, MD
 Sat Jun 24 2006, 4:35 PM EDT
 Att: 36,290 - Overcast - 89 F

AB 33
 R 3
 H 10
 RBI 3
 BB 6
 SO 1
 LOB 20



Batter	1	2	3	4	5	6	7	8	9	AB	R	H	RBI	BB	SO	LOB	TOP								
Alfonso Soriano, R OBP: 0.340, SLG: 0.553 (1, 7)										4	1	0	0	1	1	4									
Jose Vidro, S OBP: 0.382, SLG: 0.404 Damian Jackson, R OBP: 0.297, SLG: 0.446 (6, FR)										4	0	2	0	0	0	0									
24 Nick Johnson, L OBP: 0.440, SLG: 0.556 (1, 3)										4	2	1	0	2	0	4									
Daryle Ward, L OBP: 0.419, SLG: 0.661 (1, 10)										2	1	2	2	1	0	0									
11 Ryan Zimmerman, R OBP: 0.328, SLG: 0.454 (1, 5)										4	0	0	0	1	0	7									
13 Robert Fick, L OBP: 0.306, SLG: 0.370 (1, 2)										3	2	1	0	2	0	2									
Royce Clayton, R OBP: 0.324, SLG: 0.353 (1, 6)										5	1	3	3	0	1	3									
Marlon Anderson, L OBP: 0.288, SLG: 0.369 (1, 9)										5	0	2	1	0	0	2									
Marlon Byrd, R OBP: 0.338, SLG: 0.356 (1, 8)										5	2	3	2	0	1	2									
Inning Stats	R: 0 E: 0 K: 0 S: 9	H: 1 LOB: 2 BB: 0 P: 15	R: 0 E: 0 K: 0 S: 8	H: 0 LOB: 0 BB: 0 P: 11	R: 2 E: 0 K: 1 S: 23	H: 3 LOB: 3 BB: 2 P: 41	R: 0 E: 0 K: 2 S: 8	H: 0 LOB: 0 BB: 0 P: 12	R: 4 E: 0 K: 0 S: 18	H: 2 LOB: 1 BB: 3 P: 33	R: 2 E: 0 K: 0 S: 15	H: 2 LOB: 2 BB: 2 P: 30	R: 0 E: 0 K: 1 S: 7	H: 2 LOB: 1 BB: 0 P: 10	R: 0 E: 0 K: 1 S: 12	H: 1 LOB: 1 BB: 0 P: 17	R: 3 E: 0 K: 0 S: 15	H: 3 LOB: 3 BB: 1 P: 35	1B: 9 2B: 4 3B: 0 HR: 1	SF: 1 SAC: 1 DP: 1 HBP: 1	WP: 4 PB: 0 SB: 0 CS: 0	PA: 48			
PITCHER	IP	WLS	BF	H	R	ER	SO	BB	IBB	HBP	BLK	WP	HR	S	P	ERA	WHIP								
40 Daniel Cabrera, R ERA: 5.11 (1, 1)	4.2	L	25	5	6	6	3	5	0	1	0	4	0	62	106	11.57	2.143								
43 Sandy Rieal, R ERA: 3.55 (5, 1)	1.1		8	3	2	2	0	2	0	0	0	0	1	19	36	13.50	3.750								
Bruce Chen, L ERA: 6.75 (7, 1)	3.0		15	6	1	1	1	1	0	0	0	0	0	34	62	3.00	2.333								

Washington Nationals @ Baltimore Orioles
 Oriole Park at Camden Yards, Baltimore, MD
 Sun Jun 25 2006, 1:35 PM EDT
 Att: 27,680 - Cloudy - 79 F

AB	37
R	9
H	14
RBI	8
BB	8
SO	4
LOB	24



Batter	1	2	3	4	5	6	7	8	9	AB	R	H	RBI	BB	SO	LOB	BOTTOM								
1 Brian Roberts, S OBP: 0.376, SLG: 0.395 (1, 4)										4	0	1	0	0	1	2									
12 Brandon Fahey, L OBP: 0.312, SLG: 0.342 (1, 7)										2	1	1	0	2	1	0									
10 Miguel Tejada, R OBP: 0.366, SLG: 0.513 (1, 6)										4	0	1	0	0	0	3									
Javy Lopez, R OBP: 0.329, SLG: 0.437 (1, 2)										4	1	1	1	0	1	3									
17 Corey Patterson, L OBP: 0.333, SLG: 0.443 (1, 8)										4	2	2	1	0	1	1									
Jeff Conine, R OBP: 0.317, SLG: 0.396 (1, 3)										4	1	2	2	0	0	1									
Howie Clark, L OBP: 0.400, SLG: 0.250 (1, 10)										3	0	0	0	1	0	0									
Ed Rogers, R OBP: 0.200, SLG: 0.211 (1, 5)										3	0	0	1	0	0	0									
21 Nick Markakis, L OBP: 0.310, SLG: 0.312 Luis Matos, R OBP: 0.277, SLG: 0.343 (7, PH)										2	0	0	0	0	0	0									
Inning Stats	R: 0 E: 0 K: 0 S: 5	H: 1 LOB: 1 BB: 1 P: 13	R: 0 E: 0 K: 0 S: 7	H: 0 LOB: 0 BB: 0 P: 14	R: 0 E: 0 K: 0 S: 7	H: 0 LOB: 0 BB: 0 P: 11	R: 1 E: 0 K: 1 S: 11	H: 2 LOB: 1 BB: 0 P: 17	R: 0 E: 0 K: 0 S: 6	H: 0 LOB: 0 BB: 1 P: 11	R: 2 E: 0 K: 2 S: 12	H: 3 LOB: 2 BB: 1 P: 21	R: 0 E: 0 K: 2 S: 10	H: 0 LOB: 0 BB: 0 P: 14	R: 2 E: 0 K: 0 S: 16	H: 2 LOB: 0 BB: 0 P: 24	1B: 6 2B: 2 3B: 0 HR: 1	SF: 1 SAC: 0 DP: 2 HBP: 0	WP: 0 PB: 0 SB: 0 CS: 0	PA: 36					
PITCHER	IP	WLS	BF	H	R	ER	SO	BB	IBB	HBP	BLK	WP	HR	S	P	ERA	WHIP								
Livan Hernandez, R ERA: 5.57 (7, 1)	1.1		4	0	0	0	3	0	0	0	0	0	0	11	16	0.00	0.000								
Bill Bray, L ERA: 5.14 (8, 1)	0.2		2	0	0	0	1	0	0	0	0	0	0	7	10	0.00	0.000								
52 Saul Rivera, R ERA: 3.29 (9, 1)	1.0		5	2	2	2	0	0	0	0	0	0	1	16	24	18.00	2.000								

Washington Nationals @ Baltimore Orioles
 Oriole Park at Camden Yards, Baltimore, MD
 Sun Jun 25 2006, 1:35 PM EDT
 Att: 27,680 - Cloudy - 79 F

AB	32
R	5
H	8
RBI	5
BB	3
SO	5
LOB	12



Batter	1	2	3	4	5	6	7	8	9	AB	R	H	RBI	BB	SO	LOB	TOP					
Alfonso Soriano, R (1,7) OBP: 0.339, SLG: 0.549	L9		K			G4-3 1B		F8		4	0	1	0	0	1	0						
Jose Vidro, S (1,4) OBP: 0.363, SLG: 0.406	G4-3 1B		1B			G4-3		P4		4	0	2	0	0	0	1						
Royce Clayton, R (1,6) OBP: 0.319, SLG: 0.348	G4-6-3		F8			G4-3		G5-3		4	0	0	0	0	0	3						
24 Nick Johnson, L (1,3) OBP: 0.438, SLG: 0.551		G3				K		G3		4	0	1	0	0	1	1						
11 Ryan Zimmerman, R (1,5) OBP: 0.325, SLG: 0.449		K				G5-4-3				3	0	0	0	0	2	1						
Jose Guillen, R (1,9) OBP: 0.288, SLG: 0.397		1B				G6-3		P2		3	0	1	0	0	0	0						
Marlon Anderson, L (1,10) OBP: 0.289, SLG: 0.368		1B				F8		K		3	0	1	0	0	1	0						
Brian Schneider, L (1,2) OBP: 0.305, SLG: 0.304		K				G4-3		F7		3	0	0	0	0	1	2						
Marlon Byrd, R (1,8) OBP: 0.333, SLG: 0.350						G5-3		L7		3	0	0	0	0	1	0						
Inning Stats	R: 0 E: 0 K: 0 S: 6	H: 1 LOB: 0 BB: 0 P: 6	R: 0 E: 0 K: 2 S: 10	H: 2 LOB: 2 BB: 0 P: 14	R: 0 E: 0 K: 2 S: 10	H: 1 LOB: 1 BB: 0 P: 13	R: 0 E: 0 K: 0 S: 4	H: 1 LOB: 0 BB: 0 P: 5	R: 0 E: 0 K: 1 S: 6	H: 0 LOB: 0 BB: 0 P: 9	R: 0 E: 0 K: 1 S: 10	H: 1 LOB: 1 BB: 0 P: 12	R: 0 E: 0 K: 2 S: 9	H: 0 LOB: 0 BB: 0 P: 12	R: 0 E: 0 K: 0 S: 7	H: 0 LOB: 0 BB: 0 P: 11	R: 0 E: 0 K: 0 S: 8	H: 0 LOB: 0 BB: 0 P: 10	1B: 6 2B: 0 3B: 0 HR: 0	SF: 0 SAC: 0 DP: 2 HBP: 0	WP: 0 PB: 0 SB: 0 CS: 0	PA: 31
PITCHER 34 A.J. Burnett, R (1,1) ERA: 2.88	IP: 9.0 WLS: W BF: 31 H: 6 R: 0 ER: 0 SO: 7 BB: 0 IBB: 0 HBP: 0 BLK: 0 WP: 0 HR: 0 S: 70 P: 92 ERA: 0.00 WHIP: 0.667											PITCHER	IP: 9.0 WLS: W BF: 31 H: 6 R: 0 ER: 0 SO: 7 BB: 0 IBB: 0 HBP: 0 BLK: 0 WP: 0 HR: 0 S: 70 P: 92 ERA: 0.00 WHIP: 0.667									

Washington Nationals @ Toronto Blue Jays
Rogers Centre, Toronto, ON
Tue Jun 27 2006, 7:07 PM EDT
Att: 20,288 - Roof Closed - 68 F

AB	31
R	0
H	6
RBI	0
BB	0
SO	7
LOB	8



Batter	1	2	3	4	5	6	7	8	9	AB	R	H	RBI	BB	SO	LOB	BOTTOM			
15 Alex Rios, R (1,9) OBP: 0.383, SLG: 0.585	G1-3 HBP		E5 1B			FC1-6 1B		F8		4	0	3	2	0	0	1				
Frank Catalanotto, L (1,7) OBP: 0.431, SLG: 0.500 3 Reed Johnson, R (7, PR) OBP: 0.463, SLG: 0.528	G1-3		G6-4-3 BB			FC1-6		FC6-4 HBP		2	0	0	0	2	0	2				
10 Vernon Wells, R (1,8) OBP: 0.382, SLG: 0.611	FC6-4-5		F7			F8		FC6-4		5	0	0	0	0	1	9				
25 Troy Glaus, R (1,5) OBP: 0.350, SLG: 0.537	K		G6-4-3			K		FC6-4 1B		4	0	1	0	0	2	3				
17 Lyle Overbay, L (1,3) OBP: 0.373, SLG: 0.480		G6-3 2 HR				F8		G4-6-3		4	2	2	1	0	0	1				
Shea Hillenbrand, R (1,10) OBP: 0.357, SLG: 0.502		F9				E7		G6-3 1B 2B		3	1	0	0	1	0	1				
Bengie Molina, R (1,2) OBP: 0.341, SLG: 0.432		G6-3				L4		P4		4	1	1	0	0	0	2				
2 Aaron Hill, R (1,6) OBP: 0.333, SLG: 0.380		HR				L8		E6 G3		4	2	2	3	0	0	1				
8 Russ Adams, L (1,4) OBP: 0.295, SLG: 0.331		F7				K		G3		3	0	0	0	1	1	1				
Inning Stats	R: 0 E: 0 K: 1 S: 11	H: 0 LOB: 1 BB: 0 P: 17	R: 2 E: 0 K: 0 S: 14	H: 2 LOB: 0 BB: 0 P: 24	R: 0 E: 1 K: 0 S: 13	H: 1 LOB: 1 BB: 1 P: 23	R: 0 E: 1 K: 0 S: 7	H: 0 LOB: 1 BB: 0 P: 8	R: 0 E: 0 K: 1 S: 10	H: 1 LOB: 1 BB: 0 P: 13	R: 1 E: 0 K: 1 S: 8	H: 1 LOB: 0 BB: 0 P: 13	R: 0 E: 1 K: 1 S: 12	H: 0 LOB: 2 BB: 1 P: 22	R: 3 E: 0 K: 0 S: 13	H: 4 LOB: 3 BB: 2 P: 25	1B: 5 2B: 2 3B: 0 HR: 2	SF: 0 SAC: 0 DP: 2 HBP: 2	WP: 0 PB: 0 SB: 0 CS: 0	PA: 39
PITCHER Ramon Ortiz, R (1,1) ERA: 5.18 57 Jason Bergmann, R (7, 1) ERA: 7.07 Bill Bray, L (8, 1) ERA: 5.02	IP: 6.2 WLS: L BF: 28 H: 5 R: 3 ER: 3 SO: 3 BB: 1 IBB: 0 HBP: 0 BLK: 0 WP: 0 HR: 2 S: 71 P: 110 ERA: 4.05 WHIP: 0.900											PITCHER	IP: 6.2 WLS: L BF: 28 H: 5 R: 3 ER: 3 SO: 3 BB: 1 IBB: 0 HBP: 0 BLK: 0 WP: 0 HR: 2 S: 71 P: 110 ERA: 4.05 WHIP: 0.900							

Washington Nationals @ Toronto Blue Jays
Rogers Centre, Toronto, ON
Tue Jun 27 2006, 7:07 PM EDT
Att: 20,288 - Roof Closed - 68 F

AB	33
R	6
H	9
RBI	6
BB	4
SO	4
LOB	21



Batter	1	2	3	4	5	6	7	8	9	AB	R	H	RBI	BB	SO	LOB	TOP								
Alfonso Soriano, R (1, 7) OBP: 0.337, SLG: 0.542										4	0	0	0	1	1	1	<p>Washington Nationals @ Toronto Blue Jays Rogers Centre, Toronto, ON Wed Jun 28 2006, 7:07 PM EDT Att: 17,067 - Roof Closed - 68 F</p> <p>AB 34 R 1 H 7 RBI 1 BB 3 SO 10 LOB 14</p>								
Royce Clayton, R (1, 6) OBP: 0.316, SLG: 0.346										4	0	1	0	0	1	2									
Jose Vidro, S (1, 10) OBP: 0.365, SLG: 0.411										4	1	2	0	0	0	1									
24 Nick Johnson, L (1, 3) OBP: 0.439, SLG: 0.548										3	0	1	0	1	0	1									
11 Ryan Zimmerman, R (1, 5) OBP: 0.327, SLG: 0.454										4	0	2	1	0	2	2									
Jose Guillen, R (1, 9) OBP: 0.288, SLG: 0.388										4	0	0	0	0	2	3									
Marlon Byrd, R (1, 8) Marlon Anderson, L (9, PH) OBP: 0.287, SLG: 0.364										3	0	1	0	0	1	2									
Brian Schneider, L (1, 2) OBP: 0.300, SLG: 0.297										1	0	0	0	0	1	1									
Damian Jackson, R (1, 4) Daryle Ward, L (9, PH) OBP: 0.427, SLG: 0.661										3	0	0	0	0	1	1									
										0	0	0	0	1	0	0									
Inning Stats	R: 0 E: 0 K: 3 S: 11	H: 1 LOB: 2 BB: 1 P: 17	R: 0 E: 0 K: 0 S: 8	H: 0 LOB: 0 BB: 0 P: 13	R: 0 E: 0 K: 0 S: 7	H: 1 LOB: 1 BB: 0 P: 12	R: 0 E: 0 K: 2 S: 8	H: 0 LOB: 0 BB: 0 P: 11	R: 0 E: 0 K: 0 S: 9	H: 1 LOB: 2 BB: 1 P: 16	R: 0 E: 0 K: 1 S: 13	H: 2 LOB: 2 BB: 0 P: 22	R: 0 E: 0 K: 1 S: 6	H: 0 LOB: 0 BB: 0 P: 10	R: 1 E: 0 K: 1 S: 10	H: 2 LOB: 1 BB: 1 P: 13	R: 0 E: 0 K: 2 S: 8	H: 0 LOB: 1 BB: 1 P: 17	1B: 4 2B: 3 3B: 0 HR: 0	SF: 0 SAC: 0 DP: 0 HBP: 0	WP: 0 PB: 0 SB: 0 CS: 0	PA: 37			
PITCHER	IP	WLS	BF	H	R	ER	SO	BB	IBB	HBP	BLK	WP	HR	S	P	ERA	WHIP								
Ted Lilly, L (1, 1) ERA: 3.87	6.0	W	25	5	0	0	6	1	1	0	0	0	0	56	91	0.00	1.000								
37 Scott Downs, L (7, 1) ERA: 4.55	2.0		8	2	1	1	2	0	0	0	0	0	0	16	23	4.50	1.000								
54 Jason Frasor, R (9, 1) ERA: 5.28	1.0		4	0	0	0	2	1	0	0	0	0	0	8	17	0.00	1.000								

Batter	1	2	3	4	5	6	7	8	9	AB	R	H	RBI	BB	SO	LOB	BOTTOM								
3 Reed Johnson, R (1, 9) OBP: 0.462, SLG: 0.533										4	1	1	2	1	1	0	<p>Washington Nationals @ Toronto Blue Jays Rogers Centre, Toronto, ON Wed Jun 28 2006, 7:07 PM EDT Att: 17,067 - Roof Closed - 68 F</p> <p>AB 35 R 6 H 13 RBI 6 BB 3 SO 4 LOB 13</p>								
Frank Catalanotto, L (1, 7) OBP: 0.435, SLG: 0.508										5	1	3	3	0	1	0									
10 Vernon Wells, R (1, 8) OBP: 0.380, SLG: 0.605										3	0	0	0	1	0	3									
25 Troy Glaus, R (1, 5) OBP: 0.349, SLG: 0.533										4	0	1	0	0	1	2									
17 Lyle Overbay, L (1, 10) OBP: 0.374, SLG: 0.487										4	0	2	1	0	0	2									
Shea Hillenbrand, R (1, 3) OBP: 0.355, SLG: 0.498										4	0	1	0	0	0	1									
Bengie Molina, R (1, 2) OBP: 0.354, SLG: 0.440										3	2	3	0	1	0	0									
2 Aaron Hill, R (1, 6) OBP: 0.332, SLG: 0.382										4	1	1	0	0	0	3									
8 Russ Adams, L (1, 4) 6 John McDonald, R (8, 4) OBP: 0.296, SLG: 0.331 OBP: 0.265, SLG: 0.250										3	1	1	0	0	1	2									
										1	0	0	0	0	0	0									
Inning Stats	R: 0 E: 0 K: 1 S: 13	H: 2 LOB: 2 BB: 0 P: 16	R: 0 E: 0 K: 0 S: 6	H: 1 LOB: 0 BB: 0 P: 11	R: 0 E: 0 K: 1 S: 8	H: 0 LOB: 0 BB: 0 P: 12	R: 0 E: 0 K: 0 S: 9	H: 1 LOB: 1 BB: 0 P: 12	R: 4 E: 0 K: 0 S: 15	H: 5 LOB: 2 BB: 1 P: 26	R: 2 E: 0 K: 1 S: 14	H: 2 LOB: 2 BB: 2 P: 28	R: 0 E: 0 K: 1 S: 14	H: 2 LOB: 2 BB: 0 P: 20	R: 0 E: 0 K: 0 S: 6	H: 0 LOB: 0 BB: 0 P: 8	1B: 8 2B: 4 3B: 1 HR: 0	SF: 0 SAC: 0 DP: 0 HBP: 0	WP: 0 PB: 0 SB: 0 CS: 0	PA: 38					
PITCHER	IP	WLS	BF	H	R	ER	SO	BB	IBB	HBP	BLK	WP	HR	S	P	ERA	WHIP								
41 Shawn Hill, R (1, 1) ERA: 4.66	5.0	L	23	9	4	4	2	1	0	0	0	0	0	51	77	7.20	2.000								
52 Saul Rivera, R (6, 1) ERA: 4.4	0.2		5	1	2	2	1	1	1	0	0	0	0	10	22	27.00	3.000								
Mike Stanton, L (6, 1) ERA: 5.06	1.1		7	3	0	0	1	0	0	0	0	0	0	18	26	0.00	2.250								
57 Jason Bergmann, R (8, 1) ERA: 6.6	1.0		3	0	0	0	0	0	0	0	0	0	0	6	8	0.00	0.000								

Batter	1	2	3	4	5	6	7	8	9	AB	R	H	RBI	BB	SO	LOB	TOP											
Alfonso Soriano, R OBP: 0.336, SLG: 0.542 (1, 7)	0-3 K2-3		3-3 K			0-2 2B		2-2 G5-3		4	0	1	0	0	2	0	Washington Nationals @ Toronto Blue Jays Rogers Centre, Toronto, ON Thu Jun 29 2006, 7:07 PM EDT Att: 17,175 - Roof Closed - 68 F livebaseballscorecards.com											
Royce Clayton, R OBP: 0.317, SLG: 0.342 (1, 6)	2-0 G5-3			1-3 K		1-3 K		4-0 G3-6-3 BB		3	0	0	0	1	2	1												
Jose Vidro, S OBP: 0.361, SLG: 0.405 (1, 10)	1-1 G6-3			0-0 G6-3		1-0 G3-1		0-2 G3-6-3 1-2		4	0	0	0	0	2													
24 Nick Johnson, L OBP: 0.433, SLG: 0.539 (1, 3)		1-1 P3		3-2 G6-3			2-2 L5		2-2 G3-1	4	0	0	0	0	0													
Daryle Ward, L OBP: 0.423, SLG: 0.661 Jose Guillen, R OBP: 0.262, SLG: 0.386 (1, 9) (8, 9)		0-1 G3			1-0 L9		2-1 11 2B		0-3 K	3	1	1	0	0	0	0												
11 Ryan Zimmerman, R OBP: 0.326, SLG: 0.454 (1, 5)		1-1 G6-3			2-1 F8		0-0 2B		0-1 G6-3	4	1	1	1	0	0	0												
Marlon Anderson, L OBP: 0.305, SLG: 0.445 (1, 4)			2-1 HR		3-2 HR		0-0 2B			3	2	3	3	0	0	0												
13 Robert Fick, L OBP: 0.288, SLG: 0.347 (1, 2)			1-1 G4-3		3-2 G4-3		1-0 F8			3	0	0	0	0	0	1												
Marlon Byrd, R OBP: 0.329, SLG: 0.349 (1, 8)			2-2 G5-3			2-3 K	1-0 L7			3	0	0	0	0	1	1												
Inning Stats	R: 0 E: 0 K: 1 S: 6	H: 0 LOB: 0 BB: 0 P: 9	R: 0 E: 0 K: 0 S: 6	H: 0 LOB: 0 BB: 0 P: 8	R: 1 E: 0 K: 1 S: 11	H: 1 LOB: 0 BB: 0 P: 19	R: 0 E: 0 K: 1 S: 7	H: 0 LOB: 0 BB: 0 P: 11	R: 1 E: 0 K: 0 S: 10	H: 1 LOB: 1 BB: 0 P: 19	R: 2 E: 0 K: 0 S: 10	H: 3 LOB: 1 BB: 0 P: 16	R: 0 E: 0 K: 0 S: 6	H: 0 LOB: 0 BB: 1 P: 12	R: 0 E: 0 K: 1 S: 10	H: 0 LOB: 0 BB: 0 P: 12		1B: 0 2B: 4 3B: 0 HR: 2	SF: 0 SAC: 0 DP: 1 HBP: 0	WP: 0 PB: 0 SB: 0 CS: 0	PA: 33							
PITCHER	IP	WLS	BF	H	R	ER	SO	BB	IBB	HBP	BLK	WP	HR	S	P	ERA	WHIP											
32 Roy Halladay, R ERA: 3.22	(1, 1)	6.1	W	25	6	4	4	5	0	0	0	0	0	2	59	93	5.68	0.947										
Justin Speier, R ERA: 2.32	(7, 1)	1.2		5	0	0	0	0	1	0	0	0	0	0	8	16	0.00	0.600										
Scott Schoeneweis, L ERA: 5.68	(9, 1)	0.1		1	0	0	0	0	0	0	0	0	0	0	5	7	0.00	0.000										
52 B.J. Ryan, L ERA: 0.47	(9, 1)	0.2		2	0	0	0	1	0	0	0	0	0	0	5	5	0.00	0.000										


Batter	1	2	3	4	5	6	7	8	9	AB	R	H	RBI	BB	SO	LOB	BOTTOM											
3 Reed Johnson, R OBP: 0.460, SLG: 0.526 (1, 9)	0-3 K	4-0 S BB		1-2 F8	0-1 1B		0-1 G4-3			4	0	1	1	1	1	0	Washington Nationals @ Toronto Blue Jays Rogers Centre, Toronto, ON Thu Jun 29 2006, 7:07 PM EDT Att: 17,175 - Roof Closed - 68 F livebaseballscorecards.com											
Frank Catalanotto, L OBP: 0.439, SLG: 0.608 (1, 7)	3-2 F8	4-1 SAFE SAFE BB		3-2 10 BB 1B	1-2 2H 1B		3-2 G4-3			4	0	2	1	1	0	0												
10 Vernon Wells, R OBP: 0.383, SLG: 0.607 (1, 8)	3-2 25 1B	0-0 L7		4-1 1B	0-0 G6-3		1-2 2B			4	1	2	0	1	0	4												
25 Troy Glaus, R OBP: 0.347, SLG: 0.527 (1, 5)	1-2 17 1B		1-1 P6	0-2 F6		1-3 K	3-3 K			5	0	1	1	0	2	3												
17 Lyle Overbay, L OBP: 0.375, SLG: 0.500 (1, 3)	2-1 F8		1-2 3B 2B	0-0 G3-1		1-0 HR		0-3 K		5	2	2	1	0	1	3												
9 Gregg Zaun, S OBP: 0.397, SLG: 0.557 (1, 2)		2-1 2B 2B	3-2 3B HBP		1-0 L7	4-0 1B BB		1-2 G1-3		3	2	1	0	1	0	0												
Eric Hinske, L OBP: 0.361, SLG: 0.474 (1, 10)		2-0 2 PB 8 SF8 2B	2-1 3B		4-1 2 1B BB	2-1 1B		2-1 G2-3		4	2	3	3	1	0	0												
2 Aaron Hill, R OBP: 0.331, SLG: 0.379 (1, 6)		3-1 G6-3	0-0 G6-3		2-2 3 1B BB	3-3 K				4	1	1	0	0	1	4												
8 Russ Adams, L OBP: 0.289, SLG: 0.326 (1, 4)		0-0 SF8	3-3 K		0-3 K	1-2 K				3	0	0	1	0	3	5												
Inning Stats	R: 1 E: 0 K: 1 S: 15	H: 2 LOB: 1 BB: 0 P: 24	R: 2 E: 0 K: 0 S: 8	H: 2 LOB: 2 BB: 2 P: 23	R: 2 E: 0 K: 1 S: 14	H: 2 LOB: 1 BB: 0 P: 24	R: 0 E: 0 K: 0 S: 13	H: 1 LOB: 2 BB: 1 P: 21	R: 2 E: 0 K: 1 S: 14	H: 3 LOB: 2 BB: 1 P: 22	R: 1 E: 0 K: 3 S: 13	H: 2 LOB: 1 BB: 1 P: 25	R: 0 E: 0 K: 1 S: 13	H: 1 LOB: 1 BB: 0 P: 20	R: 0 E: 0 K: 1 S: 9	H: 0 LOB: 0 BB: 0 P: 12		1B: 7 2B: 4 3B: 1 HR: 1	SF: 1 SAC: 0 DP: 0 HBP: 1	WP: 0 PB: 1 SB: 3 CS: 0	PA: 43							
PITCHER	IP	WLS	BF	H	R	ER	SO	BB	IBB	HBP	BLK	WP	HR	S	P	ERA	WHIP											
22 John Patterson, R ERA: 4.41	(1, 1)	3.0	L	18	6	5	5	2	2	0	0	0	0	0	13	21	15.00	2.667										
52 Saul Rivera, R ERA: 4.11	(4, 1)	1.0		5	1	0	0	0	1	0	0	0	0	0	13	21	0.00	2.000										
Bill Bray, L ERA: 5.87	(5, 1)	1.0		7	3	2	2	1	1	0	0	0	0	0	14	22	18.00	4.000										
Jon Rauch, R ERA: 3.11	(6, 1)	1.0		6	2	1	1	3	1	0	0	0	0	1	13	25	9.00	3.000										
Gary Majewski, R ERA: 3.54	(7, 1)	1.0		4	1	0	0	1	0	0	0	0	0	0	13	20	0.00	1.000										




Batter	1	2	3	4	5	6	7	8	9	10	AB	R	H	RBI	BB	SO	LOB	TOP				
Julio Lugo, R OBP: 0.366, SLG: 0.481											4	0	0	0	1	2	0	Tampa Bay Devil Rays @ Washington Nationals Robert F. Kennedy Memorial Stadium, Washington, DC Sat Jul 01 2006, 7:05 PM EDT Att: 21,515 - Clear - 83 F livebaseballscorecards.com				
13 Carl Crawford, L OBP: 0.359, SLG: 0.510											5	1	3	0	0	0	1					
5 Rocco Baldelli, R OBP: 0.427, SLG: 0.654											5	1	3	1	0	0	1					
Aubrey Huff, L OBP: 0.344, SLG: 0.422											5	1	3	1	0	0	3					
3 Jorge Cantu, R OBP: 0.321, SLG: 0.430											4	0	0	1	0	0	5					
Russell Branyan, L OBP: 0.288, SLG: 0.523											3	0	1	0	1	0	1					
22 Shawn Camp, R											0	0	0	0	0	0	0					
Chad Harville, R											0	0	0	0	0	0	0					
14 Greg Norton, S OBP: 0.341, SLG: 0.488											1	0	0	0	0	0	1					
Brian Meadows, R											0	0	0	0	0	0	0					
Travis Lee, L OBP: 0.279, SLG: 0.299											3	0	1	0	2	1	1					
8 Josh Paul, R OBP: 0.284, SLG: 0.333											4	0	0	0	1	2	4					
33 James Shields, R OBP: 0.375, SLG: 0.375											3	0	0	0	0	2	3					
Ty Wigginton, R OBP: 0.301, SLG: 0.441											2	0	0	0	0	0	0					
Inning Stats	R: 2 E: 0 K: 2 S: 18	H: 4 LOB: 3 BB: 1 P: 35	R: 0 E: 0 K: 10 S: 10	H: 1 LOB: 1 BB: 0 P: 15	R: 0 E: 0 K: 1 S: 13	H: 1 LOB: 3 BB: 2 P: 27	R: 0 E: 0 K: 0 S: 9	H: 2 LOB: 2 BB: 0 P: 16	R: 0 E: 0 K: 1 S: 5	H: 0 LOB: 0 BB: 0 P: 8	R: 1 E: 0 K: 0 S: 9	H: 1 LOB: 1 BB: 1 P: 17	R: 0 E: 0 K: 0 S: 6	H: 0 LOB: 1 BB: 1 P: 14	R: 0 E: 1 K: 2 S: 7	H: 1 LOB: 0 BB: 0 P: 13	R: 0 E: 0 K: 2 S: 8	H: 0 LOB: 0 BB: 0 P: 12	1B: 9 2B: 0 3B: 1 HR: 1	SF: 1 SAC: 0 DP: 2 HBP: 0	WP: 0 PB: 0 SB: 1 CS: 0	PA: 45
PITCHER	IP	WLS	BF	H	R	ER	SO	BB	IBB	HBP	BLK	WP	HR	S	P	ERA	WHIP					
Livan Hernandez, R ERA: 5.48	(1, 1)	7.0		34	10	3	3	5	3	1	0	0	0	1	72	131	3.86	1.857				
Gary Majewski, R ERA: 3.4	(8, 1)	2.0		8	1	0	0	0	1	0	0	0	0	0	13	27	0.00	1.000				
32 Chad Cordero, R ERA: 3.16	(10, 1)	1.0	W	3	0	0	0	2	0	0	0	0	0	8	12	0.00	0.000					

Batter	1	2	3	4	5	6	7	8	9	10	AB	R	H	RBI	BB	SO	LOB	BOTTOM						
Jose Vidro, S OBP: 0.366, SLG: 0.403											3	1	1	0	2	0	0	Tampa Bay Devil Rays @ Washington Nationals Robert F. Kennedy Memorial Stadium, Washington, DC Sat Jul 01 2006, 7:05 PM EDT Att: 21,515 - Clear - 83 F livebaseballscorecards.com						
Royce Clayton, R OBP: 0.318, SLG: 0.342											5	1	1	0	0	1	5							
Alfonso Soriano, R OBP: 0.330, SLG: 0.527											4	0	0	0	1	2	2							
24 Nick Johnson, L OBP: 0.430, SLG: 0.548											4	1	2	2	0	0	0							
11 Ryan Zimmerman, R OBP: 0.330, SLG: 0.454											3	0	1	1	1	0	1							
Jose Guillen, R OBP: 0.266, SLG: 0.395											4	1	1	1	0	2	4							
Marlon Anderson, L OBP: 0.298, SLG: 0.431											4	0	1	0	0	0	3							
Marlon Byrd, R OBP: 0.324, SLG: 0.344											0	0	0	0	0	0	0							
13 Robert Fick, L OBP: 0.315, SLG: 0.373											1	0	1	0	0	0	0							
Brian Schneider, L OBP: 0.299, SLG: 0.294											3	0	1	0	0	2	0							
Livan Hernandez, R OBP: 0.257, SLG: 0.412											1	0	0	0	0	0	0							
Gary Majewski, R											0	0	0	0	0	0	0							
Daryle Ward, L OBP: 0.418, SLG: 0.651											1	0	0	0	0	1	0							
32 Chad Cordero, R											0	0	0	0	0	0	0							
Inning Stats	R: 2 E: 0 K: 0 S: 13	H: 2 LOB: 2 BB: 2 P: 27	R: 0 E: 0 K: 1 S: 14	H: 2 LOB: 2 BB: 0 P: 18	R: 0 E: 0 K: 1 S: 7	H: 0 LOB: 0 BB: 1 P: 15	R: 0 E: 0 K: 0 S: 7	H: 2 LOB: 2 BB: 1 P: 13	R: 0 E: 0 K: 1 S: 7	H: 0 LOB: 0 BB: 0 P: 11	R: 1 E: 0 K: 1 S: 7	H: 1 LOB: 0 BB: 0 P: 10	R: 0 E: 0 K: 0 S: 10	H: 0 LOB: 0 BB: 0 P: 15	R: 0 E: 0 K: 1 S: 8	H: 1 LOB: 1 BB: 0 P: 14	R: 0 E: 0 K: 2 S: 9	H: 0 LOB: 0 BB: 0 P: 11	R: 1 E: 0 K: 1 S: 8	H: 1 LOB: 0 BB: 0 P: 14	1B: 6 2B: 1 3B: 0 HR: 2	SF: 1 SAC: 2 DP: 1 HBP: 0	WP: 1 PB: 0 SB: 0 CS: 0	PA: 40
PITCHER	IP	WLS	BF	H	R	ER	SO	BB	IBB	HBP	BLK	WP	HR	S	P	ERA	WHIP							
33 James Shields, R ERA: 4.39	(1, 1)	6.0		27	7	3	3	4	3	1	0	0	0	1	55	94	4.50	1.667						
22 Shawn Camp, R ERA: 3.13	(7, 1)	1.1		5	1	0	0	0	0	0	0	0	0	0	13	20	0.00	0.750						
Chad Harville, R ERA: 5.32	(8, 1)	0.2		2	0	0	0	1	0	0	0	0	0	5	9	0.00	0.000							
Brian Meadows, R ERA: 4.5	(9, 1)	1.2	L	6	1	1	1	3	0	0	0	0	1	17	25	5.40	0.600							



Batter	1	2	3	4	5	6	7	8	9	AB	R	H	RBI	BB	SO	LOB	TOP			
Damon Hollins, R (1.8) OBP: 0.276, SLG: 0.433	1-2 P3		2-2 1B		3-2 G5-3		3-2 P4			4	0	1	0	0	0	2	<p>Tampa Bay Devil Rays @ Washington Nationals Robert F. Kennedy Memorial Stadium, Washington, DC</p> <p>Sun Jul 02 2006, 1:05 PM EDT Att: 23,823 - Partly Cloudy - 89 F</p> <p>livebaseballscorecards.com</p> <p>AB 32 R 2 H 7 RBI 2 BB 0 SO 5 LOB 13</p> 			
13 Carl Crawford, L (1.7) OBP: 0.361, SLG: 0.513	1-3 K		0-0 F8		0-0 2B			0-1 G4-6-3 1B		4	0	2	1	0	1	1				
Aubrey Huff, L (1.5) OBP: 0.338, SLG: 0.414	1-3 K			1-2 F7	3-H G3-4-1			0-0 G4-6-3 1B		4	0	0	0	0	1	2				
3 Jorge Cantu, R (1.4) OBP: 0.320, SLG: 0.422		0-0 P3		3-2 HBP		0-2 F9		0-2 G1-3		3	0	0	0	0	0	0				
14 Greg Norton, S (1.3) OBP: 0.348, SLG: 0.488		2-2 1B		1-1 F8		1-3 K			0-2 31 DI 1B	4	1	2	0	0	1	1				
Russell Branyan, L (1.9) OBP: 0.288, SLG: 0.509		1-0 P6		1-0 HBP		1-0 F8			2-1 P4	3	0	0	0	0	0	2				
30 Dioner Navarro, S (1.2) OBP: 0.374, SLG: 0.365		3-3 K		2-2 F7			0-1 G4-3		0-3 K	4	0	0	0	0	2	4				
Tomas Perez, S (1.6) OBP: 0.200, SLG: 0.250			1-1 P6		1-1 BLK 13 2B SH3-4 1B		1-2 F8		0-2 DI 1B	3	1	1	0	0	0	0				
31 Jonny Gomes, R (9, PH) OBP: 0.357, SLG: 0.510									1-H DI 1B	1	0	1	1	0	0	0				
Jae Weong Seo, R (1.1) OBP: 0.150, SLG: 0.105			2-2 L6		1-0 SH3-4		1-0 HBP		0-2 F7	1	0	0	0	0	0	0				
52 Jon Switzer, L (6.1) Travis Lee, L (7, PH) Travis Harper, L (7.1) Ty Wigginton, R (9, PH)																				
Inning Stats	R: 0 E: 0 K: 2 S: 10	H: 0 LOB: 0 BB: 0 P: 13	R: 0 E: 0 K: 1 S: 8	H: 1 LOB: 1 BB: 0 P: 14	R: 0 E: 0 K: 0 S: 9	H: 1 LOB: 1 BB: 0 P: 14	R: 0 E: 0 K: 0 S: 11	H: 0 LOB: 0 BB: 0 P: 19	R: 1 E: 0 K: 1 S: 10	H: 2 LOB: 1 BB: 0 P: 16	R: 0 E: 0 K: 1 S: 7	H: 0 LOB: 1 BB: 0 P: 9	R: 0 E: 0 K: 0 S: 8	H: 1 LOB: 0 BB: 0 P: 13	R: 0 E: 0 K: 0 S: 7	H: 2 LOB: 1 BB: 0 P: 16	1B: 6 2B: 1 3B: 0 HR: 0	SF: 0 SAC: 1 DP: 1 HBP: 3	WP: 0 PB: 0 SB: 0 CS: 0	PA: 36
PITCHER	IP WLS BF H R ER SO BB IBB HBP BLK WP HR S P ERA WHIP																			
Ramon Ortiz, R (1.1) ERA: 4.9	7.0 W 28 4 1 1 4 0 0 3 1 0 0 63 98 1.29 0.571																			
Bill Bray, L (8.1) ERA: 5.51	1.0 3 1 0 0 0 0 0 0 0 0 0 7 7 0.00 1.000																			
Jon Rauch, R (9.1) ERA: 3.23	1.0 5 2 1 1 1 0 0 0 0 0 0 14 16 9.00 2.000																			

Batter	1	2	3	4	5	6	7	8	9	AB	R	H	RBI	BB	SO	LOB	BOTTOM			
Jose Vidro, S (1.4) OBP: 0.363, SLG: 0.403	3-2 L8	1-1 F7		1-0 2H 2B		0-2 F9		0-3 K		5	0	1	1	0	1	2	<p>Tampa Bay Devil Rays @ Washington Nationals Robert F. Kennedy Memorial Stadium, Washington, DC</p> <p>Sun Jul 02 2006, 1:05 PM EDT Att: 23,823 - Partly Cloudy - 89 F</p> <p>livebaseballscorecards.com</p> <p>AB 33 R 6 H 9 RBI 4 BB 2 SO 4 LOB 13</p> 			
Royce Clayton, R (1.6) OBP: 0.317, SLG: 0.344	0-1 11 HR 2B	1-1 G5-3		2-2 F7		3-2 E9				4	1	1	0	0	0	1				
24 Nick Johnson, L (1.3) OBP: 0.428, SLG: 0.547	1-2 F8		3-2 11 F9 2B		3-2 P4		2-H 3-H 1-0 G4-3			4	0	1	0	0	0	2				
Jon Rauch, R (9.1)										0	0	0	0	0	0	0				
11 Ryan Zimmerman, R (1.5) OBP: 0.329, SLG: 0.461	0-1 2H HR		0-1 F9		2-0 P5		3-2 F9			4	1	1	2	0	0	1				
Daryle Ward, L (1.7) OBP: 0.415, SLG: 0.636	1-1 E4		0-0 L9		1-0 1B		0-1 L8			3	1	1	0	0	0	1				
Marlon Byrd, R (7.7) OBP: 0.323, SLG: 0.342	2B									1	0	0	0	0	0	0				
Jose Guillen, R (1.9) OBP: 0.270, SLG: 0.407	0-1 1-H 2B		0-0 F7		3-3 K		3-2 2B			4	0	2	1	0	1	2				
Damian Jackson, R (7, PR) OBP: 0.288, SLG: 0.432										0	0	0	0	0	0	0				
Marlon Anderson, L (1.8) OBP: 0.313, SLG: 0.437	4-0 BB			2-2 CS 1B		1-2 E SH WP 1B		0-2 F9		3	1	2	0	1	0	1				
Brian Schneider, L (1.2) OBP: 0.298, SLG: 0.289	0-2 G3		1 SAFE 4-2 SH3 2B BB		1-2 SH3 BB		0-3 K		0-3 K2-3	3	1	0	0	1	2	3				
Ramon Ortiz, R (1.1) OBP: 0.133, SLG: 0.103		0-2 G5-3		1-0 SH3		0-1 SH		2-2 G5-3		1	1	0	0	0	0	0				
Bill Bray, L (8.1) Matthew LeCroy, R (6, PH)																				
Inning Stats	R: 3 E: 1 K: 0 S: 18	H: 3 LOB: 2 BB: 1 P: 27	R: 0 E: 0 K: 0 S: 7	H: 0 LOB: 0 BB: 0 P: 9	R: 0 E: 0 K: 0 S: 7	H: 1 LOB: 1 BB: 0 P: 10	R: 1 E: 0 K: 0 S: 11	H: 2 LOB: 1 BB: 1 P: 21	R: 0 E: 0 K: 1 S: 14	H: 1 LOB: 1 BB: 0 P: 23	R: 2 E: 2 K: 1 S: 15	H: 1 LOB: 1 BB: 0 P: 20	R: 0 E: 0 K: 0 S: 13	H: 1 LOB: 1 BB: 0 P: 19	R: 0 E: 0 K: 2 S: 10	H: 0 LOB: 0 BB: 0 P: 12	1B: 3 2B: 5 3B: 0 HR: 1	SF: 0 SAC: 2 DP: 0 HBP: 0	WP: 1 PB: 0 SB: 0 CS: 1	PA: 37
PITCHER	IP WLS BF H R ER SO BB IBB HBP BLK WP HR S P ERA WHIP																			
Jae Weong Seo, R (1.1) ERA: 5.59	5.0 L 24 7 4 3 1 2 0 0 0 0 1 0 15 20 5.40 1.800																			
52 Jon Switzer, L (6.1) ERA: 1.93	1.0 6 1 2 0 1 0 0 0 0 0 0 0 15 20 0.00 1.000																			
Travis Harper, R (7.1) ERA: 4.54	2.0 7 1 0 0 2 0 0 0 0 0 0 0 23 31 0.00 0.500																			

Batter	1	2	3	4	5	6	7	8	9	AB	R	H	RBI	BB	SO	LOB	TOP										
2 Hanley Ramirez, R (1, 6) OBP: 0.330, SLG: 0.395 4 Alfredo Amezaga, S (7, 6) OBP: 0.304, SLG: 0.344	F9		G5-3			F8		G4-3		3	0	0	0	0	0	1											
6 Dan Uggla, R (1, 4) OBP: 0.365, SLG: 0.514	1B		G5-3			K			HBP	3	0	1	0	0	0	1											
17 Mike Jacobs, L (1, 3) Wes Helms, R (6, 3) OBP: 0.313, SLG: 0.461	F9				F8				P3	3	0	0	0	0	0	1											
Miguel Cabrera, R (1, 5) Chris Resop, R (7, 1)	P6				14 G6-4-3 1B					3	0	1	0	0	0	1											
20 Matt Treanor, R (9, PH) OBP: 0.311, SLG: 0.292										1	0	0	0	0	0	0											
14 Josh Willingham, R (1, 7) OBP: 0.347, SLG: 0.440										4	0	0	0	0	2	3											
27 Jeremy Hermida, L (1, 9) OBP: 0.371, SLG: 0.433										4	0	0	0	0	1	2											
Miguel Olivo, R (1, 2) OBP: 0.322, SLG: 0.497										3	0	1	0	0	0	0											
61 Reggie Abercrombie, R (1, 8) OBP: 0.288, SLG: 0.355										2	1	1	1	1	0	0											
47 Ricky Nolasco, R (1, 1) Matt Herges, L (5, 1) Joe Borchard, S (7, 7) OBP: 0.319, SLG: 0.370										1	0	0	0	0	1	0											
										0	0	0	0	0	0	0											
										0	0	0	0	1	0	0											
Inning Stats	R: 0 E: 0 K: 0 S: 13	H: 1 LOB: 1 BB: 0 P: 19	R: 0 E: 0 K: 1 S: 8	H: 0 LOB: 0 BB: 0 P: 12	R: 0 E: 0 K: 0 S: 9	H: 0 LOB: 1 BB: 1 P: 18	R: 0 E: 0 K: 0 S: 5	H: 1 LOB: 0 BB: 0 P: 6	R: 1 E: 0 K: 1 S: 10	H: 1 LOB: 0 BB: 0 P: 16	R: 0 E: 0 K: 0 S: 5	H: 0 LOB: 0 BB: 0 P: 8	R: 0 E: 0 K: 0 S: 6	H: 0 LOB: 0 BB: 0 P: 9	R: 0 E: 0 K: 0 S: 8	H: 1 LOB: 1 BB: 1 P: 14	R: 0 E: 0 K: 2 S: 10	H: 1 LOB: 2 BB: 0 P: 21	1B: 4 2B: 0 3B: 0 HR: 1	SF: 0 SAC: 1 DP: 1 HBP: 1	WP: 0 PB: 0 CS: 0	PA: 33					
PITCHER	IP	WLS	BF	H	R	ER	SO	BB	IBB	HBP	BLK	WP	HR	S	P	ERA	WHIP										
Pedro Astacio, R (1, 1) ERA: 1.8	5.0	W	18	3	1	1	2	1	0	0	0	0	1	45	71	1.80	0.800										
52 Saul Rivera, R (6, 1) ERA: 3.44	3.0		10	1	0	0	1	1	0	0	0	0	0	19	31	0.00	0.667										
57 Jason Bergmann, R (9, 1) ERA: 8.5	1.0		5	1	0	0	2	0	0	1	0	0	0	10	21	0.00	1.000										

Florida Marlins @ Washington Nationals
Robert F. Kennedy Memorial Stadium, Washington, DC

AB 29
R 1
H 5
RBI 1
BB 2
SO 5
LOB 11



WP: 0 PA: 33
PB: 0
CS: 0

Florida Marlins @ Washington Nationals
Robert F. Kennedy Memorial Stadium, Washington, DC

AB 36
R 9
H 13
RBI 8
BB 1
SO 4
LOB 13



WP: 1 PA: 39
PB: 1
CS: 0

Batter	1	2	3	4	5	6	7	8	9	AB	R	H	RBI	BB	SO	LOB	BOTTOM										
Alfonso Soriano, R (1, 7) OBP: 0.331, SLG: 0.544	HR					F9		G6-3		4	2	2	4	0	0	0											
Jose Vidro, S (1, 4) OBP: 0.397, SLG: 0.410	2B					G4-3				5	1	3	0	0	0	0											
11 Ryan Zimmerman, R (1, 5) OBP: 0.330, SLG: 0.463	K2-3					G4-3				5	1	2	0	0	1	2											
24 Nick Johnson, L (1, 3) OBP: 0.423, SLG: 0.539	F7					F7				4	0	0	0	0	1	4											
Jose Guillen, R (1, 9) OBP: 0.270, SLG: 0.419	G6-3					F8				4	1	1	3	0	0	1											
Marlon Anderson, L (1, 8) Marlon Byrd, R (8, 8) OBP: 0.316, SLG: 0.451 OBP: 0.323, SLG: 0.342						G3				3	1	1	0	1	0	0											
Royce Clayton, R (1, 6) OBP: 0.319, SLG: 0.346						K				4	1	2	0	0	1	1											
Brian Schneider, L (1, 2) OBP: 0.302, SLG: 0.293						P6				4	1	2	1	0	0	1											
Pedro Astacio, R (1, 1) Damian Jackson, R (5, PH) 52 Saul Rivera, S (6, 1) Daryle Ward, L (8, PH) 57 Jason Bergmann, R (9, 1) OBP: 0.292, SLG: 0.427 OBP: 0.410, SLG: 0.627										1	0	0	0	0	0	2											
										1	1	0	0	0	1	2											
										0	0	0	0	0	0	0											
										0	0	0	0	0	0	0											
										0	0	0	0	0	0	0											
Inning Stats	R: 1 E: 0 K: 1 S: 11	H: 2 LOB: 1 BB: 0 P: 16	R: 3 E: 1 K: 0 S: 9	H: 2 LOB: 0 BB: 1 P: 18	R: 0 E: 0 K: 0 S: 5	H: 0 LOB: 0 BB: 0 P: 9	R: 0 E: 0 K: 1 S: 8	H: 0 LOB: 0 BB: 0 P: 10	R: 5 E: 0 K: 1 S: 15	H: 6 LOB: 2 BB: 0 P: 27	R: 0 E: 0 K: 0 S: 10	H: 1 LOB: 1 BB: 0 P: 16	R: 0 E: 0 K: 0 S: 7	H: 1 LOB: 1 BB: 0 P: 11	R: 0 E: 0 K: 0 S: 11	H: 1 LOB: 1 BB: 0 P: 13	1B: 7 2B: 2 3B: 1 HR: 3	SF: 1 SAC: 0 DP: 0 HBP: 1	WP: 1 PB: 1 CS: 0	PA: 39							
PITCHER	IP	WLS	BF	H	R	ER	SO	BB	IBB	HBP	BLK	WP	HR	S	P	ERA	WHIP										
47 Ricky Nolasco, R (1, 1) ERA: 3.97	4.0	L	21	7	8	7	2	1	0	1	0	0	2	39	62	15.75	2.000										
Matt Herges, R (5, 1) ERA: 4.38	2.0		10	4	1	1	2	0	0	0	0	0	1	19	34	4.50	2.000										
Chris Resop, R (7, 1) ERA: 3.38	2.0		8	2	0	0	0	0	0	0	0	0	0	18	24	0.00	1.000										

WP: 1 PA: 39
PB: 1
CS: 0

Batter	1	2	3	4	5	6	7	8	9	AB	R	H	RBI	BB	SO	LOB	TOP				
2 Hanley Ramirez, R OBP: 0.331, SLG: 0.403	F9			6S 2B	G4-6-3		HR		K	4	2	1	1	1	1	2	Florida Marlins @ Washington Nationals Robert F. Kennedy Memorial Stadium, Washington, DC Tue Jul 04 2006, 1:05 PM EDT Att: 23,118 - Sunny - 92 F				
6 Dan Uggla, R OBP: 0.363, SLG: 0.514	F7			1B	P3		F7			4	1	1	1	0	0						
17 Mike Jacobs, L Wes Helms, R OBP: 0.313, SLG: 0.461	G5-3			K				G5-3		4	0	1	0	0	1	1					
Miguel Cabrera, R OBP: 0.438, SLG: 0.572		G1-3		61E 2H	1B		K		27BB E	4	1	2	1	0	1	1					
27 Jeremy Hermida, L OBP: 0.368, SLG: 0.424	F7			K			K		FC5-4 BB	3	0	0	0	1	2	2					
Joe Borchart, S Joe Borowski, R OBP: 0.324, SLG: 0.374	K			61E FC6-4	1B		FC5-4		1-2H 2-H	4	0	2	0	0	1	1					
61 Reggie Abercrombie, R OBP: 0.282, SLG: 0.347				F7	E4		FC6-4		K	4	0	0	0	0	1	5					
20 Matt Treanor, R OBP: 0.299, SLG: 0.280				K	P4				F8	4	0	0	0	0	2	3					
Scott Olsen, L 14 Josh Willingham, R 57 Taylor Tankersley, L Randy Messenger, R 4 Alfredo Amezaga, S OBP: 0.083, SLG: 0.083				K			G4-6-3		2CS 1B	2	0	1	0	0	1	0		AB 35 R 4 H 9 RBI 3 BB 2 SO 11 LOB 15			
Inning Stats	R: 0 E: 0 K: 0 S: 7	H: 0 LOB: 0 BB: 0 P: 10	R: 0 E: 0 K: 1 S: 7	H: 0 LOB: 0 BB: 0 P: 8	R: 0 E: 0 K: 2 S: 11	H: 0 LOB: 0 BB: 0 P: 14	R: 2 E: 1 K: 2 S: 20	H: 3 LOB: 3 BB: 1 P: 30	R: 0 E: 0 K: 2 S: 18	H: 2 LOB: 2 BB: 0 P: 23	R: 1 E: 0 K: 2 S: 10	H: 1 LOB: 0 BB: 0 P: 16	R: 1 E: 1 K: 1 S: 14	H: 1 LOB: 1 BB: 1 P: 22	R: 0 E: 0 K: 1 S: 7	H: 1 LOB: 0 BB: 0 P: 11			1B: 7 2B: 1 3B: 0 HR: 1	SF: 0 SAC: 0 DP: 1 HBP: 0	WP: 0 PB: 0 CS: 1
PITCHER	IP	WLS	BF	H	R	ER	SO	BB	IBB	HBP	BLK	WP	HR	S	P	ERA	WHIP				
22 John Patterson, R ERA: 4.31	5.0		20	4	2	2	5	1	0	0	0	0	0	49	67	3.60	1.000				
Mike Stanton, L ERA: 4.53	1.0		5	2	0	0	2	0	0	0	0	0	0	18	23	0.00	2.000				
Jon Rauch, R ERA: 3.35	1.0	B	4	1	1	1	2	0	0	0	0	0	1	10	16	9.00	1.000				
Bill Bray, L ERA: 5.29	0.2		4	1	1	0	0	1	0	0	0	0	0	11	17	0.00	3.000				
32 Chad Cordero, R ERA: 3.05	1.1	W	4	1	0	0	2	0	0	0	0	0	0	10	16	0.00	0.750				

Batter	1	2	3	4	5	6	7	8	9	AB	R	H	RBI	BB	SO	LOB	BOTTOM						
Alfonso Soriano, R OBP: 0.334, SLG: 0.547	24S 11S BB	K					G4-3		11HR 1B	4	1	2	0	1	1	1	Florida Marlins @ Washington Nationals Robert F. Kennedy Memorial Stadium, Washington, DC Tue Jul 04 2006, 1:05 PM EDT Att: 23,118 - Sunny - 92 F						
Jose Vidro, S OBP: 0.362, SLG: 0.403	F7		K		F8			G6-3	F7	5	0	0	0	0	1	5							
11 Ryan Zimmerman, R OBP: 0.337, SLG: 0.475	24S BB		G6-3				E BB	24BB 1B	2H HR	3	2	2	3	2	0	0							
24 Nick Johnson, L OBP: 0.421, SLG: 0.538	K		G4-3				K			4	0	1	0	0	2	3							
Jose Guillen, R OBP: 0.270, SLG: 0.413	F9				F9		P3		IBB	3	0	0	0	1	0	3							
Royce Clayton, R OBP: 0.316, SLG: 0.349		G6-3			K		E9 2B		P3	4	1	1	1	0	1	3							
Marlon Byrd, R OBP: 0.321, SLG: 0.356		HR			K		F9		G1-3	4	1	1	1	0	1	3							
Brian Schneider, L OBP: 0.297, SLG: 0.288	P5				G6-3		F9		F7	4	0	0	0	0	0	0							
22 John Patterson, R Scott Olsen, L 57 Taylor Tankersley, L Randy Messenger, R Joe Borowski, R OBP: 0.17, SLG: 0.17					2B BB				11HR 1B	1	0	0	0	0	0	0		AB 34 R 6 H 9 RBI 5 BB 5 SO 7 LOB 18					
Inning Stats	R: 0 E: 0 K: 1 S: 10	H: 0 LOB: 2 BB: 2 P: 22	R: 1 E: 0 K: 1 S: 12	H: 2 LOB: 1 BB: 0 P: 16	R: 0 E: 0 K: 1 S: 7	H: 0 LOB: 0 BB: 0 P: 9	R: 0 E: 0 K: 2 S: 7	H: 0 LOB: 0 BB: 0 P: 11	R: 0 E: 0 K: 1 S: 11	H: 1 LOB: 2 BB: 1 P: 20	R: 2 E: 1 K: 1 S: 14	H: 1 LOB: 0 BB: 1 P: 23	R: 0 E: 0 K: 1 S: 6	H: 0 LOB: 0 BB: 0 P: 8	R: 0 E: 0 K: 0 S: 13	H: 2 LOB: 3 BB: 1 P: 22			R: 3 E: 0 K: 0 S: 13	H: 3 LOB: 0 BB: 0 P: 20	1B: 4 2B: 3 3B: 0 HR: 2	SF: 0 SAC: 0 DP: 0 HBP: 0	WP: 0 PB: 0 CS: 0
PITCHER	IP	WLS	BF	H	R	ER	SO	BB	IBB	HBP	BLK	WP	HR	S	P	ERA	WHIP						
57 Taylor Tankersley, L ERA: 2.57	0.2		2	0	0	0	1	0	0	0	0	0	0	5	7	0.00	0.000						
Randy Messenger, R ERA: 2.9	0.2		5	2	0	0	0	0	1	0	0	0	0	10	18	0.00	3.000						
Joe Borowski, R ERA: 3.94	1.1	L	7	3	3	3	0	0	0	0	0	0	1	17	25	20.25	2.250						

Batter	1	2	3	4	5	6	7	8	9	AB	R	H	RBI	BB	SO	LOB	TOP								
Dave Roberts, L (1,7) OBP: 0.364, SLG: 0.420	G4-3		1B BB		2B 1B	G3-1		P3		4	1	1	0	1	0	2	San Diego Padres @ Washington Nationals Robert F. Kennedy Memorial Stadium, Washington, DC Fri Jul 07 2006, 7:05 PM EDT Att: 25,161 - Cloudy - 77 F								
Mike Cameron, R (1,8) OBP: 0.345, SLG: 0.424	24 F8 24 BLK		1B		K	F9		K		4	0	1	0	1	2	3									
24 Brian Giles, L (1,9) OBP: 0.385, SLG: 0.368	F8		G4-3		23 1B		G3		F9	4	1	0	0	1	0	3									
28 Josh Bard, S (1,2) OBP: 0.429, SLG: 0.571	F7			G3	3 1B	23 1B	G4-3		G5-3	5	0	1	1	0	0	1									
23 Adrián González, L (1,3) OBP: 0.315, SLG: 0.449		G3		HR	FC1-2 3' 1B		2B 1B		K	5	1	3	2	0	1	0									
3 Khalil Greene, R (1,6) OBP: 0.321, SLG: 0.424	F8			2B	1-2 2-3	1B				4	0	3	0	0	0	0									
Vinny Castilla, R (1,5) OBP: 0.261, SLG: 0.321	K			L8	FC1-2	1B		2B		4	0	0	0	0	1	6									
Josh Barfield, R (1,4) OBP: 0.317, SLG: 0.393			L7		F9			PB CS BB		2	0	0	0	2	0	3									
Woody Williams, R (1,1) OBP: 0.167, SLG: 0.063				G1-3	F9			4-2		3	0	0	0	0	0	2									
43 Cla Meredith, R (6,1)							G1-3			0	0	0	0	0	0	0									
Mark Bellhorn, S (6,PH) OBP: 0.288, SLG: 0.413								1-3		0	0	0	0	1	0	0									
Scott Linebrink, R (8,1)										0	0	0	0	0	0	0									
Trevor Hoffman, R (9,1)										0	0	0	0	0	0	0									
Inning Stats	R: 0 E: 0 K: 0 S: 11	H: 0 LOB: 1 BB: 1 P: 20	R: 0 E: 0 K: 1 S: 8	H: 0 LOB: 0 BB: 0 P: 10	R: 0 E: 0 K: 0 S: 12	H: 1 LOB: 2 BB: 1 P: 20	R: 1 E: 0 K: 0 S: 8	H: 2 LOB: 2 BB: 1 P: 17	R: 2 E: 0 K: 1 S: 14	H: 4 LOB: 3 BB: 1 P: 25	R: 0 E: 0 K: 0 S: 10	H: 0 LOB: 0 BB: 0 P: 12	R: 0 E: 0 K: 0 S: 14	H: 2 LOB: 2 BB: 0 P: 22	R: 0 E: 0 K: 1 S: 12	H: 0 LOB: 2 BB: 2 P: 24	R: 0 E: 0 K: 1 S: 9	H: 0 LOB: 0 BB: 0 P: 14	1B: 6 2B: 3 3B: 0 HR: 1	SF: 0 SAC: 0 DP: 1 HBP: 0	WP: 0 PB: 1 SB: 2 CS: 1	PA: 41			
PITCHER	IP WLS BF H R ER SO BB IBB HBP BLK WP HR S P ERA WHIP	IP WLS BF H R ER SO BB IBB HBP BLK WP HR S P ERA WHIP	IP WLS BF H R ER SO BB IBB HBP BLK WP HR S P ERA WHIP	IP WLS BF H R ER SO BB IBB HBP BLK WP HR S P ERA WHIP	IP WLS BF H R ER SO BB IBB HBP BLK WP HR S P ERA WHIP	IP WLS BF H R ER SO BB IBB HBP BLK WP HR S P ERA WHIP	IP WLS BF H R ER SO BB IBB HBP BLK WP HR S P ERA WHIP	IP WLS BF H R ER SO BB IBB HBP BLK WP HR S P ERA WHIP	IP WLS BF H R ER SO BB IBB HBP BLK WP HR S P ERA WHIP	IP WLS BF H R ER SO BB IBB HBP BLK WP HR S P ERA WHIP	IP WLS BF H R ER SO BB IBB HBP BLK WP HR S P ERA WHIP	IP WLS BF H R ER SO BB IBB HBP BLK WP HR S P ERA WHIP	IP WLS BF H R ER SO BB IBB HBP BLK WP HR S P ERA WHIP	IP WLS BF H R ER SO BB IBB HBP BLK WP HR S P ERA WHIP	IP WLS BF H R ER SO BB IBB HBP BLK WP HR S P ERA WHIP	IP WLS BF H R ER SO BB IBB HBP BLK WP HR S P ERA WHIP	IP WLS BF H R ER SO BB IBB HBP BLK WP HR S P ERA WHIP	IP WLS BF H R ER SO BB IBB HBP BLK WP HR S P ERA WHIP	IP WLS BF H R ER SO BB IBB HBP BLK WP HR S P ERA WHIP	IP WLS BF H R ER SO BB IBB HBP BLK WP HR S P ERA WHIP	IP WLS BF H R ER SO BB IBB HBP BLK WP HR S P ERA WHIP	IP WLS BF H R ER SO BB IBB HBP BLK WP HR S P ERA WHIP	IP WLS BF H R ER SO BB IBB HBP BLK WP HR S P ERA WHIP	IP WLS BF H R ER SO BB IBB HBP BLK WP HR S P ERA WHIP	IP WLS BF H R ER SO BB IBB HBP BLK WP HR S P ERA WHIP

AB	35
R	3
H	9
RBI	3
BB	6
SO	4
LOB	20



Batter	1	2	3	4	5	6	7	8	9	AB	R	H	RBI	BB	SO	LOB	BOTTOM							
Alfonso Soriano, R (1,7) OBP: 0.338, SLG: 0.544	F7		P3		L7		P2			4	0	0	0	0	0	3	San Diego Padres @ Washington Nationals Robert F. Kennedy Memorial Stadium, Washington, DC Fri Jul 07 2006, 7:05 PM EDT Att: 25,161 - Cloudy - 77 F							
Royce Clayton, R (1,6) OBP: 0.316, SLG: 0.349	24 S 1B			G1-4-3		G5-3	G3			4	0	1	0	0	0	0								
11 Ryan Zimmerman, R (1,5) OBP: 0.350, SLG: 0.479	F8			G5-3		24 2B 1B		BB		3	1	1	0	1	0	1								
24 Nick Johnson, L (1,3) OBP: 0.420, SLG: 0.535	G4-3			G6-3		1B 44 FC5-4 2B		F8		4	1	1	0	0	0	2								
Jose Guillen, R (1,9) OBP: 0.271, SLG: 0.405			K		44 1B HBP	44 FC5-4 1B		K		3	0	1	1	0	2	1								
13 Robert Fick, L (1,2) OBP: 0.328, SLG: 0.368			44 G5-4-3 1B		F9	44 FC5-4 BB		F7		3	0	1	0	1	0	2								
44 Alex Escobar, R (1,8) OBP: 0.412, SLG: 0.467			G5-4-3		BB	FC5-4		K		4	0	1	1	0	1	3								
Damian Jackson, R (1,4) OBP: 0.295, SLG: 0.410					BB					2	0	0	0	1	2	2								
Jon Rauch, R (7,1)										0	0	0	0	0	0	0								
Mike Stanton, L (8,1)										0	0	0	0	0	0	0								
Daryle Ward, L (9,PH) OBP: 0.396, SLG: 0.587					BB					1	0	0	0	0	0	0								
Ramon Ortiz, R (1,1) OBP: 0.125, SLG: 0.097										2	0	0	0	0	1	3								
Jose Vidro, S (7,4) OBP: 0.367, SLG: 0.408					K			F8		2	0	0	0	0	0	0								
Inning Stats	R: 0 E: 0 K: 0 S: 11	H: 1 LOB: 1 BB: 0 P: 19	R: 0 E: 0 K: 1 S: 5	H: 1 LOB: 0 BB: 0 P: 9	R: 0 E: 0 K: 1 S: 8	H: 0 LOB: 0 BB: 0 P: 10	R: 0 E: 0 K: 0 S: 7	H: 0 LOB: 0 BB: 0 P: 10	R: 0 E: 0 K: 1 S: 16	H: 1 LOB: 3 BB: 1 P: 26	R: 2 E: 0 K: 1 S: 15	H: 3 LOB: 2 BB: 1 P: 23	R: 0 E: 0 K: 0 S: 5	H: 0 LOB: 0 BB: 0 P: 8	R: 0 E: 0 K: 1 S: 13	H: 0 LOB: 1 BB: 1 P: 18	R: 0 E: 0 K: 1 S: 8	H: 0 LOB: 0 BB: 0 P: 10	1B: 5 2B: 1 3B: 0 HR: 0	SF: 0 SAC: 0 DP: 1 HBP: 1	WP: 0 PB: 0 SB: 1 CS: 0	PA: 36		
PITCHER	IP WLS BF H R ER SO BB IBB HBP BLK WP HR S P ERA WHIP	IP WLS BF H R ER SO BB IBB HBP BLK WP HR S P ERA WHIP	IP WLS BF H R ER SO BB IBB HBP BLK WP HR S P ERA WHIP	IP WLS BF H R ER SO BB IBB HBP BLK WP HR S P ERA WHIP	IP WLS BF H R ER SO BB IBB HBP BLK WP HR S P ERA WHIP	IP WLS BF H R ER SO BB IBB HBP BLK WP HR S P ERA WHIP	IP WLS BF H R ER SO BB IBB HBP BLK WP HR S P ERA WHIP	IP WLS BF H R ER SO BB IBB HBP BLK WP HR S P ERA WHIP	IP WLS BF H R ER SO BB IBB HBP BLK WP HR S P ERA WHIP	IP WLS BF H R ER SO BB IBB HBP BLK WP HR S P ERA WHIP	IP WLS BF H R ER SO BB IBB HBP BLK WP HR S P ERA WHIP	IP WLS BF H R ER SO BB IBB HBP BLK WP HR S P ERA WHIP	IP WLS BF H R ER SO BB IBB HBP BLK WP HR S P ERA WHIP	IP WLS BF H R ER SO BB IBB HBP BLK WP HR S P ERA WHIP	IP WLS BF H R ER SO BB IBB HBP BLK WP HR S P ERA WHIP	IP WLS BF H R ER SO BB IBB HBP BLK WP HR S P ERA WHIP	IP WLS BF H R ER SO BB IBB HBP BLK WP HR S P ERA WHIP	IP WLS BF H R ER SO BB IBB HBP BLK WP HR S P ERA WHIP	IP WLS BF H R ER SO BB IBB HBP BLK WP HR S P ERA WHIP	IP WLS BF H R ER SO BB IBB HBP BLK WP HR S P ERA WHIP	IP WLS BF H R ER SO BB IBB HBP BLK WP HR S P ERA WHIP	IP WLS BF H R ER SO BB IBB HBP BLK WP HR S P ERA WHIP	IP WLS BF H R ER SO BB IBB HBP BLK WP HR S P ERA WHIP	IP WLS BF H R ER SO BB IBB HBP BLK WP HR S P ERA WHIP

AB	32
R	2
H	6
RBI	2
BB	3
SO	6
LOB	17



Batter	1	2	3	4	5	6	7	8	9	AB	R	H	RBI	BB	SO	LOB	TOP					
Dave Roberts, L (1, 7) OBP: 0.361, SLG: 0.417	F8	F8		SF8			FC5-4 24 S 1B		G6-3	4	0	1	1	0	0	3	San Diego Padres @ Washington Nationals Robert F. Kennedy Memorial Stadium, Washington, DC Sat Jul 08 2006, 7:05 PM EDT Att: 27,060 - Cloudy - 79 F livebaseballscorecards.com					
Mike Cameron, R (1, 8) OBP: 0.346, SLG: 0.435	HR		P5				F9		G6-3	5	1	2	1	0	0	2						
24 Brian Giles, L (1, 9) OBP: 0.383, SLG: 0.363	F7		F8	2-6					F8	4	0	0	0	1	0	1						
Mike Piazza, R (1, 2) OBP: 0.346, SLG: 0.489 Rob Bowen, S (7, PR) OBP: 0.416, SLG: 0.489			F8				FC5-4 BB			4	0	2	0	0	0	2						
23 Adrián González, L (1, 3) OBP: 0.315, SLG: 0.456	K						FC4-6 1B		F8	4	1	1	1	0	1	4						
3 Khalil Greene, R (1, 6) OBP: 0.323, SLG: 0.425				HR					F9	4	1	2	0	0	0	1						
Mark Bellhorn, S (1, 5) OBP: 0.287, SLG: 0.429	F8								G4-3	4	1	1	2	0	0	1						
Josh Barfield, R (1, 4) OBP: 0.323, SLG: 0.398				HR					L9	4	1	3	0	0	0	0						
32 Chris Young, R (1, 1) OBP: 0.194, SLG: 0.323 Jon Adkins, L (7, 1)				E6 SF8 1B					G6-3	4	1	3	0	0	0	0						
Geoff Blum, S (9, PH) OBP: 0.277, SLG: 0.316 Trevor Hoffman, R (9, 1)				F9					G6-3	2	0	0	0	0	0	0						
Inning Stats	R: 1 E: 0 K: 1 S: 14	H: 2 LOB: 1 BB: 0 P: 21	R: 0 E: 0 K: 0 S: 12	H: 2 LOB: 2 BB: 0 P: 17	R: 0 E: 0 K: 0 S: 5	H: 0 LOB: 0 BB: 0 P: 7	R: 4 E: 1 K: 0 S: 17	H: 5 LOB: 1 BB: 0 P: 24	R: 0 E: 0 K: 0 S: 9	H: 1 LOB: 1 BB: 0 P: 15	R: 0 E: 0 K: 0 S: 5	H: 0 LOB: 0 BB: 0 P: 6	R: 0 E: 0 K: 0 S: 11	H: 1 LOB: 2 BB: 1 P: 22	R: 0 E: 0 K: 0 S: 8	H: 1 LOB: 0 BB: 0 P: 9	R: 0 E: 0 K: 0 S: 13	H: 1 LOB: 1 BB: 0 P: 20	1B: 10 2B: 0 3B: 0 HR: 3	SF: 1 SAC: 1 DP: 0 HBP: 0	WP: 1 PB: 0 CS: 2 SB: 1	PA: 40
PITCHER	IP	WLS	BF	H	R	ER	SO	BB	IBB	HBP	BLK	WP	HR	S	P	ERA	WHIP					
Pedro Astacio, R (1, 1) ERA: 5.19	3.2	L	20	9	5	4	1	0	0	0	0	0	3	46	66	9.82	2.455					
59 Micah Bowie, L (4, 1) ERA: 4.29	1.1		5	1	0	0	0	0	0	0	0	0	0	11	18	0.00	0.750					
52 Saul Rivera, R (6, 1) ERA: 6.2	1.2		7	1	0	0	0	1	0	0	0	0	0	13	24	0.00	1.200					
Mike Stanton, L (7, 1) ERA: 4.93	0.1		1	0	0	0	0	0	0	0	0	0	0	3	4	0.00	0.000					
Gary Majewski, R (8, 1) ERA: 3.11	1.2		6	2	0	0	0	0	0	0	0	1	0	20	27	0.00	1.200					
Bill Bray, L (9, 1) ERA: 4.29	0.1		1	0	0	0	0	0	0	0	0	0	0	0	2	0.00	0.000					
Batter	1	2	3	4	5	6	7	8	9	AB	R	H	RBI	BB	SO	LOB	BOTTOM					
Alfonso Soriano, R (1, 7) OBP: 0.338, SLG: 0.549	HR		F8		F8			F8		4	1	1	1	0	0	2	San Diego Padres @ Washington Nationals Robert F. Kennedy Memorial Stadium, Washington, DC Sat Jul 08 2006, 7:05 PM EDT Att: 27,060 - Cloudy - 79 F livebaseballscorecards.com					
Jose Vidro, S (1, 4) OBP: 0.363, SLG: 0.403	P5		K				P6	G4-3		4	0	0	0	0	1	1						
11 Ryan Zimmerman, R (1, 5) OBP: 0.349, SLG: 0.476	K				F8		E S 1B	P3		4	0	1	0	0	1	0						
24 Nick Johnson, L (1, 3) OBP: 0.418, SLG: 0.529	F8				P3		K		S BB	3	0	0	0	1	1	1						
Jose Guillen, R (1, 9) OBP: 0.270, SLG: 0.402							K		F8	4	0	1	0	0	2	2						
44 Alex Escobar, R (1, 8) OBP: 0.381, SLG: 0.474							K		K	4	1	1	0	0	3	2						
Royce Clayton, R (1, 6) OBP: 0.316, SLG: 0.351										4	0	2	1	0	1	1						
Brian Schneider, L (1, 2) OBP: 0.298, SLG: 0.285									L6	3	0	1	0	0	0	2						
Pedro Astacio, R (1, 1) ERA: 5.19 59 Micah Bowie, L (4, 1) ERA: 4.29 Matthew LeCroy, R (5, PH) OBP: 0.301, SLG: 0.364 52 Saul Rivera, S (6, 1) ERA: 6.2 Mike Stanton, L (7, 1) ERA: 4.93 Darley Ward, L (8, 1) OBP: 0.301, SLG: 0.279 Gary Majewski, R (8, 1) ERA: 3.11 Bill Bray, L (9, 1) ERA: 4.29										0	0	0	0	0	0	0						
Inning Stats	R: 1 E: 0 K: 1 S: 10	H: 1 LOB: 0 BB: 0 P: 13	R: 0 E: 0 K: 3 S: 9	H: 0 LOB: 0 BB: 0 P: 12	R: 0 E: 0 K: 1 S: 10	H: 1 LOB: 1 BB: 0 P: 16	R: 0 E: 0 K: 1 S: 7	H: 1 LOB: 1 BB: 0 P: 11	R: 0 E: 0 K: 2 S: 11	H: 1 LOB: 1 BB: 0 P: 18	R: 1 E: 0 K: 0 S: 9	H: 2 LOB: 0 BB: 0 P: 18	R: 0 E: 0 K: 0 S: 6	H: 0 LOB: 0 BB: 0 P: 11	R: 0 E: 0 K: 1 S: 9	H: 0 LOB: 1 BB: 1 P: 18		1B: 5 2B: 1 3B: 0 HR: 1	SF: 0 SAC: 1 DP: 1 HBP: 0	WP: 0 PB: 0 CS: 0 SB: 3	PA: 34	
PITCHER	IP	WLS	BF	H	R	ER	SO	BB	IBB	HBP	BLK	WP	HR	S	P	ERA	WHIP					
32 Chris Young, R (1, 1) ERA: 3.12	6.0	W	25	7	2	2	9	0	0	0	0	0	0	9	102	3.00	1.167					
Jon Adkins, R (7, 1) ERA: 3.76	2.0	H	5	0	0	0	0	0	0	0	0	0	0	9	17	0.00	0.000					
Trevor Hoffman, R (9, 1) ERA: 1.03	1.0	S	4	0	0	0	1	1	0	0	0	0	0	9	18	0.00	1.000					
PITCHER	IP	WLS	BF	H	R	ER	SO	BB	IBB	HBP	BLK	WP	HR	S	P	ERA	WHIP					

Batter	1	2	3	4	5	6	7	8	9	AB	R	H	RBI	BB	SO	LOB	TOP					
Alfonso Soriano, R OBP: 0.391, SLG: 0.568	0-0 HR	4-0 IBB		2-3 K		2-1 FC3-6 1B	4-0 IBB		4-2 S BB	3	1	2	1	3	1	0	Washington Nationals @ Pittsburgh Pirates PNC Park, Pittsburgh, PA Sat Jul 15 2006, 7:05 PM EDT Att: 32,626 - Partly Cloudy - 80 F livebaseballscores.com					
Felipe Lopez, S OBP: 0.356, SLG: 0.387	4-0 CS BB	1-3 K		4-2 1B BB		0-0 FC3-6 1B	2-3 K		3-3 K	4	0	1	0	2	3	7						
Jose Vidro, S OBP: 0.362, SLG: 0.410	3-2 G1-3	2-2 F7		0-0 FC6-4 1B		1-2 FC3-6		1-0 11 1B 2B		5	1	2	0	0	0	6						
24 Nick Johnson, L OBP: 0.420, SLG: 0.538	2-3 K		3-1 SH5-3 1B 2B	2-1 F5		1-2 G4-3		3-2 G1-3		5	1	1	0	0	1	5						
11 Ryan Zimmerman, R OBP: 0.352, SLG: 0.480		2-2 2B	0-0 SH5-3	0-1 FC6-4		1-1 G4-3		1-1 25 G2-3 1B		4	1	2	1	0	0	2						
25 Austin Kearns, R OBP: 0.352, SLG: 0.483		4-0 2B BB	4-2 1B BB		1-3 K		1-3 K	0-0 G2-3		3	1	0	0	2	2	1						
Jose Guillen, R OBP: 0.401	0-1 SH2-4 1-H 2-H	3-2 P6		1-2 G6-3		1-1 1B 44 1B		1-1 L7		5	1	2	2	0	0	3						
Luis Matos, R OBP: 0.278, SLG: 0.331		0-1 SH2-4	3-2 P6		1-2 G6-3		1-1 1B 44 1B		1-1 L7	0	0	0	0	0	0	0						
Brian Schneider, L OBP: 0.307, SLG: 0.309	4-1 SH2-4 BB	1-1 1B		3-3 K		2-2 44 E 44 1B		0-1 F7		4	0	2	1	1	1	0						
Pedro Astacio, R Mike Stanton, L Kevin Gryboski, R 44 Alex Escobar, R 59 Micah Bowie, L Roy Corcoran, R	0-1 SH2-4	0-3 K		0-0 G1-3		2-2 E6		1-3 K		2	0	0	0	0	0	1						
Inning Stats	R: 1 E: 0 K: 1 S: 11	H: 1 LOB: 0 BB: 1 P: 20	R: 2 E: 0 K: 1 S: 16	H: 2 LOB: 3 BB: 3 P: 33	R: 1 E: 0 K: 1 S: 16	H: 2 LOB: 2 BB: 1 P: 27	R: 0 E: 0 K: 1 S: 11	H: 1 LOB: 2 BB: 1 P: 19	R: 0 E: 0 K: 2 S: 10	H: 0 LOB: 0 BB: 0 P: 15	R: 0 E: 0 K: 0 S: 12	H: 2 LOB: 2 BB: 0 P: 16	R: 1 E: 1 K: 2 S: 19	H: 3 LOB: 3 BB: 1 P: 32	R: 1 E: 0 K: 0 S: 9	H: 2 LOB: 1 BB: 0 P: 15	R: 0 E: 0 K: 2 S: 10	H: 0 LOB: 1 BB: 1 P: 18	1B: 8 2B: 4 3B: 0 HR: 1	SF: 0 SAC: 2 DP: 0 HBP: 0	WP: 0 PB: 0 SB: 1 CS: 1	PA: 47
PITCHER	IP	WLS	BF	H	R	ER	SO	BB	IBB	HBP	BLK	WP	HR	S	P	ERA	WHIP					
45 Ian Snell, R ERA: 4.85	5.0		26	6	4	4	6	5	1	0	0	0	0	1	64	114	7.20	2.200				
55 Matt Capps, R ERA: 3.26	1.2		8	3	1	1	1	0	0	0	0	0	0	0	20	27	5.40	1.800				
Damaso Marte, L ERA: 2.97	0.0	B	3	2	0	0	0	0	1	0	0	0	0	0	8	16	∞	∞				
16 Salomon Torres, R ERA: 4.5	0.1		1	0	0	0	1	0	0	0	0	0	0	0	3	5	0.00	0.000				
Roberto Hernandez, R ERA: 2.9	1.0		5	2	1	1	0	0	0	0	0	0	0	0	9	15	9.00	2.000				

Batter	1	2	3	4	5	6	7	8	9	AB	R	H	RBI	BB	SO	LOB	BOTTOM					
13 Nate McLouth, L OBP: 0.302, SLG: 0.362	0-3 K	0-1 G4-3		3-3 K		0-0 G4-3		1-0 SH1-4		4	0	0	0	0	2	2	Washington Nationals @ Pittsburgh Pirates PNC Park, Pittsburgh, PA Sat Jul 15 2006, 7:05 PM EDT Att: 32,626 - Partly Cloudy - 80 F livebaseballscores.com					
2 Jack Wilson, R OBP: 0.302, SLG: 0.379	1-0 12 2B 1B		4-1 12 2B BB		1-2 F9	0-0 1B		2-1 SF8		3	2	2	2	1	0	0						
12 Freddy Sanchez, R OBP: 0.396, SLG: 0.526	0-1 1B	0-1 1B	1-1 1-H		0-2 G1-3	3-H 1-3 K		0-1 G1-3		5	1	2	1	0	1	1						
Jason Bay, R OBP: 0.396, SLG: 0.541	2-0 G1-3 BB		0-0 F9		4-1 1B BB		2-3 K		4-1 1B 26 1B BB	3	1	1	2	2	1	1						
Sean Casey, L OBP: 0.395, SLG: 0.436	4-1 G1-3 BB		4-0 G5-4-3 IBB		1-1 1B		0-1 BB		1-1 26 1B 1B	3	0	3	0	2	0	0						
Jose Castillo, R OBP: 0.307, SLG: 0.439	0-0 G1-3		2-0 G5-4-3		2-1 F8		0-3 K		2-1 26 1B	3	0	0	0	0	0	6						
55 Matt Capps, R Damaso Marte, L 16 Salomon Torres, R Craig Wilson, R Roberto Hernandez, R Michael Gonzalez, R Jose Hernandez, R	1-2 2-3		1-2 2-3		1-2 F8		0-3 K		1-2 2-3 1B	0	0	0	0	0	0	0						
Jose Bautista, R OBP: 0.368, SLG: 0.518	2-2 F9		1-0 L6		1-1 L6		4-2 2B 1B		1-3 K	4	1	1	0	1	1	5						
26 Ronny Paulino, R OBP: 0.359, SLG: 0.398		1-1 F8		2-1 45 G3-1 1B		1-1 F9		1-2 F9		5	0	2	1	0	0	3						
45 Ian Snell, R OBP: 0.107, SLG: 0.038	0-0 G3-1		3-2 G3-1		1-2 G3-1		1-2 SAFE		1-2 SAFE	2	0	0	0	0	0	1						
Joe Randa, R OBP: 0.318, SLG: 0.398			1-2 G3-1		1-2 G3-1		1-2 SAFE		1-2 SAFE	2	2	2	1	0	0	0						
Inning Stats	R: 2 E: 0 K: 1 S: 12	H: 3 LOB: 2 BB: 1 P: 21	R: 0 E: 0 K: 0 S: 5	H: 0 LOB: 0 BB: 0 P: 6	R: 1 E: 0 K: 0 S: 5	H: 1 LOB: 1 BB: 2 P: 16	R: 0 E: 0 K: 1 S: 11	H: 1 LOB: 1 BB: 0 P: 20	R: 0 E: 0 K: 0 S: 12	H: 1 LOB: 2 BB: 1 P: 20	R: 2 E: 0 K: 1 S: 14	H: 3 LOB: 1 BB: 0 P: 18	R: 0 E: 0 K: 2 S: 16	H: 1 LOB: 2 BB: 1 P: 23	R: 1 E: 0 K: 0 S: 8	H: 1 LOB: 0 BB: 0 P: 12	R: 1 E: 0 K: 1 S: 13	H: 3 LOB: 3 BB: 1 P: 22	1B: 10 2B: 4 3B: 0 HR: 0	SF: 1 SAC: 1 DP: 1 HBP: 0	WP: 0 PB: 0 SB: 0 CS: 0	PA: 44
PITCHER	IP	WLS	BF	H	R	ER	SO	BB	IBB	HBP	BLK	WP	HR	S	P	ERA	WHIP					
Pedro Astacio, R ERA: 6.43	5.1		27	8	5	5	2	3	1	0	0	0	0	1	1	8.44	2.062					
Mike Stanton, L ERA: 4.65	0.1		1	0	0	0	0	0	0	0	0	0	0	1	1	0.00	0.000					
Kevin Gryboski, R ERA:	0.1		2	1	0	0	1	0	0	0	0	0	0	4	5	0.00	3.000					
59 Micah Bowie, L ERA: 1.8	1.1		7	2	1	1	2	1	0	0	0	0	0	20	29	6.75	2.250					
Roy Corcoran, R ERA: 9.0	1.0	L	7	3	1	1	1	1	0	0	0	0	0	17	28	9.00	4.000					

AB	37
R	6
H	13
RBI	6
BB	8
SO	10
LOB	26



Batter	1	2	3	4	5	6	7	8	9	10	11	AB R H RBI BB SO LOB	TOP													
Alfonso Soriano, R OBP: 0.354, SLG: 0.576	F7		HR		FC5-4		G4-3		SH2-4		SH 24 2B	5 2 3 1 0 0 1	Washington Nationals @ Pittsburgh Pirates PNC Park, Pittsburgh, PA Sun Jul 16 2006, 1:35 PM EDT Att: 18,908 - Sunny - 85 F													
Felipe Lopez, S OBP: 0.361, SLG: 0.382	G2-3		K		FC4-6		G4-3		SH2-4		K	5 0 0 0 0 2 4														
Jose Vidro, S OBP: 0.364, SLG: 0.406	K		G5-3			11 1B	G4-3				24 2B	3 1 0 0 3 1 1														
24 Nick Johnson, L OBP: 0.424, SLG: 0.546		S 2B				G1		11 1B			2B	5 2 3 2 1 1 3														
11 Ryan Zimmerman, R OBP: 0.354, SLG: 0.479		K		F7				13 1B			2B	5 0 2 0 1 1 4														
25 Austin Kearns, R OBP: 0.349, SLG: 0.478		S 1B		K		G6-4-3						6 0 1 0 0 1 8														
Jose Guillen, R OBP: 0.277, SLG: 0.401		K		G5-3								5 1 1 2 1 1 5														
Jon Rauch, R OBP: 0.277, SLG: 0.401		K		G5-3								0 0 0 0 0 0 0														
13 Robert Fick, L OBP: 0.309, SLG: 0.344		F8			G6-3							6 0 1 1 0 2 5														
Livan Hernandez, R OBP: 0.309, SLG: 0.344			G6-3									2 0 1 0 0 0 0														
Inning Stats	R: 0 E: 0 K: 1 S: 9	H: 0 LOB: 0 P: 13	R: 0 E: 0 K: 2 S: 11	H: 2 LOB: 2 BB: 0 P: 19	R: 1 E: 0 K: 1 S: 6	H: 1 LOB: 0 BB: 0 P: 12	R: 0 E: 0 K: 1 S: 9	H: 1 LOB: 1 BB: 0 P: 12	R: 0 E: 0 K: 0 S: 7	H: 1 LOB: 1 BB: 0 P: 10	R: 2 E: 0 K: 0 S: 11	H: 2 LOB: 1 BB: 1 P: 21	R: 1 E: 0 K: 1 S: 15	H: 2 LOB: 2 BB: 1 P: 22	R: 0 E: 0 K: 1 S: 8	H: 1 LOB: 2 BB: 1 P: 14	R: 0 E: 0 K: 1 S: 9	H: 0 LOB: 0 BB: 0 P: 13	R: 4 E: 1 K: 2 S: 19	H: 3 LOB: 2 BB: 2 P: 38	1B: 8 2B: 4 3B: 0 HR: 2	SF: 0 SAC: 2 DP: 1 HBP: 0	WP: 0 PB: 0 SB: 4 CS: 0	PA: 53		
28 Paul Maholm, L ERA: 5.05	IP: 6.1	WLS: 27	BF: 27	H: 7	R: 3	ER: 3	SO: 5	BB: 2	IBB: 0	HBP: 0	BLK: 0	WP: 0	HR: 2	S: 52	P: 89	ERA: 4.26	WHIP: 1.421									
16 Salomon Torres, R ERA: 4.45	IP: 7.1	WLS: 0.2	BF: 3	H: 1	R: 0	ER: 0	SO: 0	BB: 0	IBB: 0	HBP: 0	BLK: 0	WP: 0	HR: 0	S: 7	P: 11	ERA: 0.00	WHIP: 1.500									
Damaso Marte, L ERA: 3.24	IP: 8.1	WLS: 0.0	BF: 1	H: 0	R: 1	ER: 1	SO: 0	BB: 1	IBB: 0	HBP: 0	BLK: 0	WP: 0	HR: 0	S: 8	P: 7	ERA: ∞	WHIP: ∞									
55 Matt Capps, R ERA: 3.22	IP: 8.1	WLS: 0.2	BF: 4	H: 2	R: 0	ER: 0	SO: 0	BB: 0	IBB: 0	HBP: 0	BLK: 0	WP: 0	HR: 0	S: 8	P: 8	ERA: 0.00	WHIP: 3.000									
34 John Grabow, L ERA: 4.31	IP: 8.1	WLS: 0.1	BF: 1	H: 0	R: 0	ER: 0	SO: 1	BB: 0	IBB: 0	HBP: 0	BLK: 0	WP: 0	HR: 0	S: 4	P: 7	ERA: 0.00	WHIP: 0.000									

Washington Nationals @ Pittsburgh Pirates
 PNC Park, Pittsburgh, PA
 Sun Jul 16 2006, 1:35 PM EDT
 Att: 18,908 - Sunny - 85 F

AB 45
 R 8
 H 14
 RBI 8
 BB 6
 SO 10
 LOB 33



Batter	1	2	3	4	5	6	7	8	9	10	11	AB R H RBI BB SO LOB	BOTTOM												
José Bautista, R OBP: 0.367, SLG: 0.518	G4-3 12 1B	F8			G4-6-3		G6-3		L7		K	6 1 2 0 0 1 3	Washington Nationals @ Pittsburgh Pirates PNC Park, Pittsburgh, PA Sun Jul 16 2006, 1:35 PM EDT Att: 18,908 - Sunny - 85 F												
2 Jack Wilson, R OBP: 0.300, SLG: 0.375	G4-3	K		G4-6-3		K					P3	6 0 1 0 0 2 5													
12 Freddy Sanchez, R OBP: 0.396, SLG: 0.524					K							5 1 2 1 0 1 0													
Jason Bay, R OBP: 0.396, SLG: 0.541												4 2 1 0 0 1 2													
Sean Casey, L OBP: 0.390, SLG: 0.429												5 0 1 2 0 0 1													
Jeremy Burnitz, L OBP: 0.278, SLG: 0.416												4 0 1 0 0 0 1													
Craig Wilson, R OBP: 0.348, SLG: 0.485												1 0 1 0 0 0 0													
Jose Castillo, R OBP: 0.331, SLG: 0.434												4 0 2 1 1 0 2													
11 Humberto Cota, R OBP: 0.261, SLG: 0.396												3 0 1 0 0 0 2													
28 Paul Maholm, L ERA: 5.05												1 0 0 0 0 0 1													
Inning Stats	R: 3 E: 0 K: 0 S: 16	H: 4 LOB: 1 P: 26	R: 0 E: 0 K: 1 S: 8	H: 1 LOB: 1 BB: 0 P: 11	R: 0 E: 0 K: 0 S: 7	H: 0 LOB: 0 BB: 0 P: 11	R: 0 E: 0 K: 1 S: 10	H: 1 LOB: 1 BB: 0 P: 15	R: 0 E: 0 K: 1 S: 7	H: 0 LOB: 0 BB: 0 P: 13	R: 0 E: 0 K: 1 S: 11	H: 0 LOB: 2 BB: 2 P: 22	R: 1 E: 0 K: 0 S: 9	H: 2 LOB: 2 BB: 0 P: 12	R: 0 E: 0 K: 1 S: 11	H: 2 LOB: 2 BB: 0 P: 16	R: 0 E: 0 K: 0 S: 9	H: 1 LOB: 1 BB: 0 P: 11	R: 0 E: 0 K: 1 S: 7	H: 0 LOB: 0 BB: 0 P: 12	1B: 10 2B: 2 3B: 0 HR: 0	SF: 0 SAC: 1 DP: 1 HBP: 1	WP: 0 PB: 0 SB: 0 CS: 0	PA: 47	
Livan Hernandez, R ERA: 5.87	IP: 6.0	WLS: 5	BF: 24	H: 7	R: 3	ER: 3	SO: 3	BB: 0	IBB: 0	HBP: 0	BLK: 0	WP: 0	HR: 0	S: 56	P: 86	ERA: 4.50	WHIP: 1.167								
52 Saul Rivera, R ERA: 5.46	IP: 7.1	WLS: 1.0	BF: 5	H: 0	R: 0	ER: 0	SO: 1	BB: 2	IBB: 0	HBP: 0	BLK: 0	WP: 0	HR: 0	S: 11	P: 22	ERA: 2.000	WHIP: 2.000								
Kevin Cuyboski, R ERA: 6.75	IP: 8.1	WLS: 1.0	BF: 6	H: 2	R: 1	ER: 1	SO: 0	BB: 0	IBB: 1	HBP: 0	BLK: 0	WP: 0	HR: 0	S: 11	P: 12	ERA: 9.000	WHIP: 2.000								
32 Chad Cordero, R ERA: 3.77	IP: 9.1	WLS: 1.0	BF: 5	H: 2	R: 0	ER: 0	SO: 1	BB: 0	IBB: 0	HBP: 0	BLK: 0	WP: 0	HR: 0	S: 11	P: 16	ERA: 0.000	WHIP: 2.000								
Mike Stanton, L ERA: 4.54	IP: 10.1	WLS: 1.0	BF: 4	H: 1	R: 0	ER: 0	SO: 0	BB: 0	IBB: 0	HBP: 0	BLK: 0	WP: 0	HR: 0	S: 9	P: 11	ERA: 0.000	WHIP: 1.000								

AB 43
 R 4
 H 12
 RBI 4
 BB 2
 SO 6
 LOB 20



Batter	1	2	3	4	5	6	7	8	9	AB	R	H	RBI	BB	SO	LOB	TOP								
Alfonso Soriano, R OBP: 0.353, SLG: 0.573	P4		G6-3			G4-6-3 1B		K		4	0	1	0	0	1	0									
Felipe Lopez, S OBP: 0.350, SLG: 0.389	G4-3			HR		G4-6-3 1-2		F7		4	1	1	1	0	0	1									
Jose Vidro, S OBP: 0.363, SLG: 0.495 Marlon Anderson, L OBP: 0.324, SLG: 0.457	F8			F9		F7		1B		1	0	0	0	0	0	0									
24 Nick Johnson, L OBP: 0.420, SLG: 0.539		P5		K		E9 11 F9 1B		K		4	1	0	0	0	2	1									
11 Ryan Zimmerman, R OBP: 0.353, SLG: 0.479				K		F9		F7		4	0	1	0	0	1	2									
Jose Guillen, R OBP: 0.277, SLG: 0.400				F8		L6				3	0	1	1	0	0	1									
44 Alex Escobar, R OBP: 0.467, SLG: 0.786				F9		F8		1B G5-4-3		3	0	0	0	0	0	2									
Brian Schneider, L OBP: 0.307, SLG: 0.309			G6-3					G4-3		3	0	1	0	0	0	0									
Tony Armas, R OBP: 0.143, SLG: 0.111 59 Micah Bowie, L			K					G3		2	0	0	0	0	2	1									
Luis Matos, R OBP: 0.276, SLG: 0.328 Jon Rauch, R				K						0	0	0	0	0	0	0									
										0	0	0	0	0	0	0									
										0	0	0	0	0	0	0									
										0	0	0	0	0	0	0									
Inning Stats	R: 0 E: 0 K: 0 S: 4	H: 0 LOB: 0 BB: 0 P: 8	R: 0 E: 0 K: 0 S: 9	H: 1 LOB: 1 BB: 0 P: 13	R: 0 E: 0 K: 1 S: 8	H: 0 LOB: 0 BB: 0 P: 9	R: 1 E: 0 K: 2 S: 11	H: 1 LOB: 0 BB: 0 P: 20	R: 0 E: 0 K: 1 S: 8	H: 1 LOB: 1 BB: 0 P: 12	R: 0 E: 0 K: 0 S: 4	H: 1 LOB: 0 BB: 0 P: 7	R: 1 E: 1 K: 0 S: 8	H: 1 LOB: 0 BB: 0 P: 12	R: 0 E: 0 K: 1 S: 9	H: 0 LOB: 0 BB: 0 P: 15	R: 0 E: 0 K: 1 S: 12	H: 1 LOB: 1 BB: 0 P: 20	1B: 4 2B: 1 3B: 0 HR: 1	SF: 0 SAC: 0 DP: 2 HBP: 0	WP: 0 PB: 0 SB: 0 CS: 0	PA: 32			
PITCHER	IP WLS BF H R ER SO BB IBB HBP BLK WP HR S P ERA WHIP	7.0 W 25 5 2 1 4 0 0 0 0 0 0 1 52 81 1.29 0.714	1.0 H 3 0 0 0 1 0 0 0 0 0 0 0 9 15 0.00 0.000	1.0 S 4 1 0 0 1 0 0 0 0 0 0 0 12 20 0.00 1.000																					

Washington Nationals @ Florida Marlins
Dolphin Stadium, Miami, FL
Mon Jul 17 2006, 7:05 PM EDT
Att: 7,562 - Partly Cloudy - 81 F

AB	32
R	2
H	6
RBI	2
BB	0
SO	6
LOB	8



Batter	1	2	3	4	5	6	7	8	9	AB	R	H	RBI	BB	SO	LOB	BOTTOM						
2 Hanley Ramirez, R OBP: 0.332, SLG: 0.425	HR		G5-3	K			P3			4	1	1	1	0	1	3							
6 Dan Uggla, R OBP: 0.358, SLG: 0.492	G6-3		K		F8		G1-3			4	0	0	0	0	1	1							
17 Mike Jacobs, L OBP: 0.356, SLG: 0.521 57 Taylor Tankersley, L	G1-3			14 F 27 1B 2B	G6-3		L7			4	1	1	0	0	0	0							
12 Cody Ross, R OBP: 0.297, SLG: 0.436				K						0	0	0	0	0	0	0							
Miguel Cabrera, R OBP: 0.425, SLG: 0.549	P3			K				27 2B BB		2	0	0	0	2	1	1							
14 Josh Willingham, R OBP: 0.346, SLG: 0.461 Joe Borowski, R	F9			E6 27 1B 1B	L6		F8			4	0	0	0	0	0	3							
27 Jeremy Hermida, L OBP: 0.388, SLG: 0.443	K			61 BB 47 1B 1B			SAFE 1B			4	1	3	1	0	1	0							
Miguel Olivo, R OBP: 0.312, SLG: 0.480	P4			61 BB 47 1B 1B			F9			4	1	1	0	0	0	3							
61 Reggie Abercrombie, R OBP: 0.280, SLG: 0.344			E6 2 G5-3 47 SH3-4	47 1B BB			P4			3	0	0	0	1	1	3							
47 Ricky Nolasco, R OBP: 0.190, SLG: 0.333 Wes Helms, R	SH3-4			47 1B BB			K			2	0	1	2	0	1	1							
										0	0	0	0	0	0	0							
Inning Stats	R: 1 E: 0 K: 0 S: 12	H: 1 LOB: 0 BB: 0 P: 17	R: 0 E: 0 K: 1 S: 6	H: 0 LOB: 0 BB: 0 P: 13	R: 0 E: 1 K: 1 S: 11	H: 0 LOB: 1 BB: 0 P: 18	R: 3 E: 1 K: 2 S: 19	H: 4 LOB: 2 BB: 1 P: 27	R: 0 E: 0 K: 0 S: 8	H: 0 LOB: 1 BB: 1 P: 17	R: 0 E: 0 K: 1 S: 9	H: 1 LOB: 0 BB: 0 P: 14	R: 0 E: 0 K: 0 S: 6	H: 0 LOB: 0 BB: 0 P: 9	R: 0 E: 0 K: 1 S: 14	H: 1 LOB: 2 BB: 1 P: 23	1B: 4 2B: 2 3B: 0 HR: 1	SF: 0 SAC: 1 DP: 0 HBP: 0	WP: 0 PB: 0 SB: 0 CS: 0	PA: 35			
PITCHER	IP WLS BF H R ER SO BB IBB HBP BLK WP HR S P ERA WHIP	5.0 L 23 5 4 4 4 0 0 0 0 0 0 1 56 92 7.20 1.400	2.0 7 1 0 0 1 0 0 0 0 0 0 0 15 23 0.00 0.500	1.0 5 1 0 0 1 1 0 0 0 0 0 0 14 23 0.00 2.000																			

Washington Nationals @ Florida Marlins
Dolphin Stadium, Miami, FL
Mon Jul 17 2006, 7:05 PM EDT
Att: 7,562 - Partly Cloudy - 81 F

AB	31
R	4
H	7
RBI	4
BB	3
SO	6
LOB	15



Batter	1	2	3	4	5	6	7	8	9	AB	R	H	RBI	BB	SO	LOB	TOP					
Alfonso Soriano, R OBP: 0.354, SLG: 0.577 (1, 7)										4	1	1	1	1	0	2	<p>Washington Nationals @ Florida Marlins Dolphin Stadium, Miami, FL Tue Jul 18 2006, 7:05 PM EDT Att: 11,247 - Overcast - 81 F</p>					
Felipe Lopez, S OBP: 0.349, SLG: 0.385 (1, 6)										4	0	0	0	1	1	4						
11 Ryan Zimmerman, R (1, 5) OBP: 0.356, SLG: 0.480										3	2	1	0	2	0	1						
24 Nick Johnson, L (1, 3) OBP: 0.424, SLG: 0.545										4	1	3	3	1	0	1						
Jose Guillen, R (1, 9) OBP: 0.276, SLG: 0.398 44 Alex Escobar, R (2, 9) OBP: 0.471, SLG: 0.750 (4, 8)										1	0	0	0	0	0	1						
25 Austin Kearns, R (1, 8) (4, 9) OBP: 0.347, SLG: 0.477										5	0	1	0	0	2	4						
Marlon Anderson, L (1, 4) OBP: 0.315, SLG: 0.444										4	0	0	0	0	2	2						
13 Robert Fick, L (1, 2) OBP: 0.319, SLG: 0.397										4	2	2	1	0	2	1						
48 Michael O'Connor, L (1, 1) Roy Corcoran, R (6, 1) Luis Matos, R (7, PH) Kevin Gryboski, R (7, 1) Daryle Ward, L (8, PH) Mike Stanton, L (8, 1) 32 Chad Cordero, R (9, 1)										2	0	1	0	0	1	1						
Inning Stats	R: 1 E: 0 K: 0 S: 10	H: 1 LOB: 1 BB: 1 P: 17	R: 0 E: 0 K: 2 S: 9	H: 1 LOB: 1 BB: 0 P: 15	R: 0 E: 0 K: 0 S: 6	H: 0 LOB: 0 BB: 0 P: 8	R: 0 E: 0 K: 0 S: 8	H: 1 LOB: 1 BB: 0 P: 12	R: 0 E: 0 K: 1 S: 8	H: 2 LOB: 0 BB: 1 P: 21	R: 2 E: 0 K: 2 S: 14	H: 3 LOB: 2 BB: 1 P: 29	R: 1 E: 0 K: 3 S: 11	H: 1 LOB: 0 BB: 0 P: 16	R: 1 E: 0 K: 1 S: 13	H: 2 LOB: 2 BB: 1 P: 26		1B: 6 2B: 4 3B: 0 HR: 2	SF: 0 SAC: 0 DP: 2 HBP: 0	WP: 0 PB: 0 SB: 1 CS: 0	PA: 42	
PITCHER	IP WLS BF H R ER SO BB IBB HBP BLK WP HR S P ERA WHIP	IP WLS BF H R ER SO BB IBB HBP BLK WP HR S P ERA WHIP	IP WLS BF H R ER SO BB IBB HBP BLK WP HR S P ERA WHIP	IP WLS BF H R ER SO BB IBB HBP BLK WP HR S P ERA WHIP	IP WLS BF H R ER SO BB IBB HBP BLK WP HR S P ERA WHIP	IP WLS BF H R ER SO BB IBB HBP BLK WP HR S P ERA WHIP	IP WLS BF H R ER SO BB IBB HBP BLK WP HR S P ERA WHIP	IP WLS BF H R ER SO BB IBB HBP BLK WP HR S P ERA WHIP	IP WLS BF H R ER SO BB IBB HBP BLK WP HR S P ERA WHIP	IP WLS BF H R ER SO BB IBB HBP BLK WP HR S P ERA WHIP	IP WLS BF H R ER SO BB IBB HBP BLK WP HR S P ERA WHIP	IP WLS BF H R ER SO BB IBB HBP BLK WP HR S P ERA WHIP	IP WLS BF H R ER SO BB IBB HBP BLK WP HR S P ERA WHIP	IP WLS BF H R ER SO BB IBB HBP BLK WP HR S P ERA WHIP	IP WLS BF H R ER SO BB IBB HBP BLK WP HR S P ERA WHIP	IP WLS BF H R ER SO BB IBB HBP BLK WP HR S P ERA WHIP	IP WLS BF H R ER SO BB IBB HBP BLK WP HR S P ERA WHIP	IP WLS BF H R ER SO BB IBB HBP BLK WP HR S P ERA WHIP	IP WLS BF H R ER SO BB IBB HBP BLK WP HR S P ERA WHIP	IP WLS BF H R ER SO BB IBB HBP BLK WP HR S P ERA WHIP	IP WLS BF H R ER SO BB IBB HBP BLK WP HR S P ERA WHIP	IP WLS BF H R ER SO BB IBB HBP BLK WP HR S P ERA WHIP

AB 37
R 7
H 12
RBI 6
BB 5
SO 10
LOB 20



Batter	1	2	3	4	5	6	7	8	9	AB	R	H	RBI	BB	SO	LOB	BOTTOM					
2 Hanley Ramirez, R (1, 6) OBP: 0.334, SLG: 0.434 4 Alfredo Amezaga, S (6, 6) OBP: 0.327, SLG: 0.354										2	2	1	1	1	0	0	<p>Washington Nationals @ Florida Marlins Dolphin Stadium, Miami, FL Tue Jul 18 2006, 7:05 PM EDT Att: 11,247 - Overcast - 81 F</p>					
6 Dan Uggla, R (1, 4) OBP: 0.357, SLG: 0.492										4	1	1	0	0	0	2						
Miguel Cabrera, R (1, 5) OBP: 0.432, SLG: 0.555										4	0	4	2	1	0	0						
14 Josh Willingham, R (1, 7) OBP: 0.345, SLG: 0.458 19 Logan Kensing, R (8, 1) 17 Mike Jacobs, L (9, PH) OBP: 0.354, SLG: 0.519										4	0	1	0	0	0	3						
Wes Helms, R (1, 3) OBP: 0.336, SLG: 0.534										4	1	1	1	1	0	2						
27 Jeremy Hermida, L (1, 9) OBP: 0.388, SLG: 0.439										4	0	1	0	1	2	3						
Miguel Olivo, R (1, 2) OBP: 0.311, SLG: 0.476										4	0	1	0	0	0	2						
61 Reggie Abercrombie, R (1, 8) OBP: 0.280, SLG: 0.342										4	1	1	0	0	0	2						
Dontrelle Willis, L (1, 1) Randy Messenger, R (7, 1) Joe Borcherd, S (7, PH) OBP: 0.319, SLG: 0.383 (8, 7)										2	0	0	0	0	0	0						
Inning Stats	R: 3 E: 0 K: 0 S: 15	H: 4 LOB: 1 BB: 1 P: 27	R: 0 E: 0 K: 0 S: 6	H: 0 LOB: 0 BB: 0 P: 10	R: 0 E: 0 K: 0 S: 6	H: 1 LOB: 0 BB: 0 P: 8	R: 0 E: 0 K: 0 S: 10	H: 0 LOB: 0 BB: 0 P: 17	R: 2 E: 1 K: 0 S: 7	H: 2 LOB: 1 BB: 1 P: 20	R: 0 E: 0 K: 0 S: 14	H: 1 LOB: 2 BB: 0 P: 20	R: 1 E: 0 K: 1 S: 11	H: 3 LOB: 1 BB: 0 P: 16	R: 0 E: 1 K: 2 S: 11	H: 1 LOB: 3 BB: 2 P: 22		1B: 10 2B: 1 3B: 0 HR: 2	SF: 0 SAC: 1 DP: 2 HBP: 0	WP: 0 PB: 0 SB: 2 CS: 0	PA: 42	
PITCHER	IP WLS BF H R ER SO BB IBB HBP BLK WP HR S P ERA WHIP	IP WLS BF H R ER SO BB IBB HBP BLK WP HR S P ERA WHIP	IP WLS BF H R ER SO BB IBB HBP BLK WP HR S P ERA WHIP	IP WLS BF H R ER SO BB IBB HBP BLK WP HR S P ERA WHIP	IP WLS BF H R ER SO BB IBB HBP BLK WP HR S P ERA WHIP	IP WLS BF H R ER SO BB IBB HBP BLK WP HR S P ERA WHIP	IP WLS BF H R ER SO BB IBB HBP BLK WP HR S P ERA WHIP	IP WLS BF H R ER SO BB IBB HBP BLK WP HR S P ERA WHIP	IP WLS BF H R ER SO BB IBB HBP BLK WP HR S P ERA WHIP	IP WLS BF H R ER SO BB IBB HBP BLK WP HR S P ERA WHIP	IP WLS BF H R ER SO BB IBB HBP BLK WP HR S P ERA WHIP	IP WLS BF H R ER SO BB IBB HBP BLK WP HR S P ERA WHIP	IP WLS BF H R ER SO BB IBB HBP BLK WP HR S P ERA WHIP	IP WLS BF H R ER SO BB IBB HBP BLK WP HR S P ERA WHIP	IP WLS BF H R ER SO BB IBB HBP BLK WP HR S P ERA WHIP	IP WLS BF H R ER SO BB IBB HBP BLK WP HR S P ERA WHIP	IP WLS BF H R ER SO BB IBB HBP BLK WP HR S P ERA WHIP	IP WLS BF H R ER SO BB IBB HBP BLK WP HR S P ERA WHIP	IP WLS BF H R ER SO BB IBB HBP BLK WP HR S P ERA WHIP	IP WLS BF H R ER SO BB IBB HBP BLK WP HR S P ERA WHIP	IP WLS BF H R ER SO BB IBB HBP BLK WP HR S P ERA WHIP	IP WLS BF H R ER SO BB IBB HBP BLK WP HR S P ERA WHIP

AB 37
R 6
H 13
RBI 4
BB 4
SO 3
LOB 17



Batter	1	2	3	4	5	6	7	8	9	AB	R	H	RBI	BB	SO	LOB	TOP					
Alfonso Soriano, R OBP: 0.353, SLG: 0.573 (1, 7)										3	0	0	0	1	0	1	Washington Nationals @ Florida Marlins Dolphin Stadium, Miami, FL Wed Jul 19 2006, 1:05 PM EDT Att: 25,546 - Partly Cloudy - 89 F AB 27 R 0 H 2 RBI 0 BB 6 SO 7 LOB 14 					
Felipe Lopez, S OBP: 0.345, SLG: 0.380 (1, 6)										4	0	0	0	0	2	2						
11 Ryan Zimmerman, R OBP: 0.353, SLG: 0.475 (1, 5)										4	0	0	0	0	1	0						
24 Nick Johnson, L OBP: 0.425, SLG: 0.541 (1, 3)										2	0	0	0	2	1	0						
44 Alex Escobar, R OBP: 0.447, SLG: 0.694 (1, 8)										4	0	1	0	0	0	1						
Marlon Anderson, L OBP: 0.313, SLG: 0.434 (1, 4)										3	0	0	0	1	2	2						
25 Austin Kearns, R OBP: 0.351, SLG: 0.477 (1, 9)										2	0	1	0	2	0	2						
Brian Schneider, L OBP: 0.305, SLG: 0.307 (1, 2)										2	0	0	0	0	0	3						
Ramon Ortiz, R OBP: 0.139, SLG: 0.088 (1, 1)										2	0	0	0	0	1	2						
Luis Matos, R OBP: 0.279, SLG: 0.339 (8, PH)										1	0	0	0	0	0	1						
59 Micah Bowie, L (8, 1)										0	0	0	0	0	0	0						
Inning Stats	R: 0 E: 0 K: 1 S: 8	H: 0 LOB: 0 BB: 0 P: 12	R: 0 E: 0 K: 1 S: 8	H: 0 LOB: 0 BB: 0 P: 12	R: 0 E: 0 K: 0 S: 9	H: 1 LOB: 1 BB: 0 P: 13	R: 0 E: 0 K: 0 S: 8	H: 0 LOB: 1 BB: 1 P: 14	R: 0 E: 0 K: 1 S: 10	H: 0 LOB: 0 BB: 0 P: 20	R: 0 E: 0 K: 1 S: 9	H: 0 LOB: 0 BB: 0 P: 14	R: 0 E: 0 K: 1 S: 11	H: 0 LOB: 0 BB: 0 P: 16	R: 0 E: 0 K: 1 S: 10	H: 0 LOB: 2 BB: 2 P: 24	R: 0 E: 0 K: 1 S: 12	H: 1 LOB: 2 BB: 1 P: 22	1B: 2 2B: 0 3B: 0 HR: 0	SF: 0 SAC: 1 DP: 1 HBP: 0	WP: 0 PB: 0 CS: 0	PA: 34
PITCHER	IP WLS BF H R ER SO BB IBB HBP BLK WP HR S P ERA WHIP																					
36 Anibal Sánchez, R ERA: 3.47 (1, 1)	7.0 W 25 1 0 0 5 4 0 0 0 0 0 0 0 64 106 0.00 0.714																					
57 Taylor Tankersley, L ERA: 1.42 (8, 1)	1.0 H 4 0 0 0 1 0 1 0 0 0 0 0 0 9 19 0.00 0.000																					
Joe Borowski, R ERA: 3.55 (9, 1)	1.0 S 5 1 0 0 1 1 0 0 0 0 0 0 0 12 22 0.00 2.000																					

Batter	1	2	3	4	5	6	7	8	9	AB	R	H	RBI	BB	SO	LOB	BOTTOM			
4 Alfredo Amezaga, S OBP: 0.331, SLG: 0.358 (1, 8)										4	0	2	0	0	0	0	Washington Nationals @ Florida Marlins Dolphin Stadium, Miami, FL Wed Jul 19 2006, 1:05 PM EDT Att: 25,546 - Partly Cloudy - 89 F AB 28 R 1 H 6 RBI 1 BB 2 SO 4 LOB 12 			
2 Hanley Ramirez, R OBP: 0.336, SLG: 0.433 (1, 6)										3	0	1	0	1	0	2				
17 Mike Jacobs, L OBP: 0.350, SLG: 0.512 Joe Borowski, R (9, 1)										4	0	0	0	0	1	3				
Miguel Cabrera, R OBP: 0.431, SLG: 0.553 (1, 5)										3	0	1	0	0	0	1				
6 Dan Uggla, R OBP: 0.354, SLG: 0.488 (1, 4)										3	0	0	0	0	0	1				
27 Jeremy Hermida, L OBP: 0.388, SLG: 0.434 (1, 9)										2	0	0	0	1	0	1				
12 Cody Ross, R OBP: 0.307, SLG: 0.471 (1, 7)										3	1	2	1	0	1	1				
20 Matt Treanor, R OBP: 0.306, SLG: 0.271 (1, 2)										3	0	0	0	0	1	3				
36 Anibal Sánchez, R OBP: 0.143, SLG: 0.143 57 Taylor Tankersley, L Wes Helms, R OBP: 0.333, SLG: 0.529 (9, 3)										2	0	0	0	0	0	0				
										1	0	0	0	0	1	0				
Inning Stats	R: 0 E: 0 K: 0 S: 9	H: 1 LOB: 1 BB: 0 P: 13	R: 1 E: 0 K: 0 S: 11	H: 1 LOB: 0 BB: 0 P: 16	R: 0 E: 0 K: 0 S: 8	H: 1 LOB: 1 BB: 0 P: 9	R: 0 E: 0 K: 0 S: 12	H: 2 LOB: 2 BB: 0 P: 21	R: 0 E: 0 K: 0 S: 7	H: 1 LOB: 0 BB: 0 P: 11	R: 0 E: 0 K: 0 S: 5	H: 0 LOB: 0 BB: 0 P: 7	R: 0 E: 0 K: 2 S: 11	H: 0 LOB: 0 BB: 1 P: 18	R: 0 E: 0 K: 2 S: 11	H: 0 LOB: 1 BB: 1 P: 18	1B: 5 2B: 0 3B: 0 HR: 1	SF: 0 SAC: 0 DP: 0 HBP: 0	WP: 0 PB: 0 CS: 1	PA: 30
PITCHER	IP WLS BF H R ER SO BB IBB HBP BLK WP HR S P ERA WHIP																			
Ramon Ortiz, R ERA: 4.73 (1, 1)	7.0 L 26 6 1 1 2 1 0 0 0 0 0 0 0 63 95 1.29 1.000																			
59 Micah Bowie, L ERA: 1.13 (8, 1)	1.0 4 0 0 0 2 1 0 0 0 0 0 0 0 11 18 0.00 1.000																			

Batter	1	2	3	4	5	6	7	8	9	AB	R	H	RBI	BB	SO	LOB	TOP				
Juan Pierre, L (1,8) OBP: 0.319, SLG: 0.363	1-2 P3		2-1 SF9		3-2 E9		0-1 G3		1-2 P3	4	1	2	1	0	0	0	Chicago Cubs @ Washington Nationals Robert F. Kennedy Memorial Stadium, Washington, DC Fri Jul 21 2006, 7:05 PM EDT Att: 35,442 - Cloudy - 84 F				
Todd Walker, L (1,4) OBP: 0.357, SLG: 0.392	1-1 F8		4-2 16 FC5		4-2 BB		2-2 G3		2-2 G6-3	3	0	0	1	2	0	0					
Michael Barrett, R (1,2) OBP: 0.401, SLG: 0.540	0-3 K2-3		0-0 16 FC5		3-1 F8		1-2 16 HR			4	1	2	0	0	1	2					
16 Aramis Ramirez, R (1,5) OBP: 0.322, SLG: 0.494		0-0 HR	2-0 FC5		0-2 P2		3-2 HR			4	2	2	3	0	0	4					
Jacque Jones, L (1,9) OBP: 0.320, SLG: 0.502	3-1 P6			2-3 K		0-0 G6-3		1-1 G1-3		4	0	0	0	0	1	0					
John Mabry, L (1,3) OBP: 0.321, SLG: 0.333	0-0 F7			0-0 HR		1-0 F8		3-2 L8		4	1	1	1	0	0	0					
19 Matt Murton, R (1,7) OBP: 0.345, SLG: 0.373	0-2 G4-3			1-0 F8		1-0 1B		0-0 F7		4	0	1	0	0	0	0					
5 Ronny Cedeno, R (1,6) OBP: 0.281, SLG: 0.340			2-1 22 SH1-4		0-2 F8		1-1 F8		0-3 K	4	1	1	0	0	1	1					
22 Mark Prior, R (1,1) Glendon Rusch, L (4,1) 29 Angel Pagan, S (7,PH) 44 Roberto Novoa, R (7,1) 13 Will Ohman, L (7,1) 47 Scott Eyre, L (8,1) Bob Howry, L (8,1) Phil Niev, R (9,PH)			0-0 SH1-4		0-2 P5		3-2 G3		2-2 P4	0	0	0	0	0	0	0					
Inning Stats	R: 0 E: 0 K: 1 S: 8	H: 0 LOB: 0 BB: 0 P: 10	R: 1 E: 0 K: 0 S: 7	H: 1 LOB: 0 BB: 0 P: 10	R: 1 E: 0 K: 0 S: 9	H: 2 LOB: 2 BB: 1 P: 19	R: 1 E: 0 K: 1 S: 8	H: 1 LOB: 0 BB: 0 P: 11	R: 0 E: 1 K: 0 S: 17	H: 1 LOB: 2 BB: 1 P: 27	R: 0 E: 0 K: 0 S: 5	H: 1 LOB: 1 BB: 0 P: 8	R: 3 E: 0 K: 0 S: 21	H: 3 LOB: 0 BB: 0 P: 31	R: 0 E: 0 K: 1 S: 7	H: 0 LOB: 0 BB: 0 P: 10		R: 0 E: 0 K: 0 S: 11	H: 0 LOB: 0 BB: 0 P: 16	1B: 4 2B: 2 3B: 0 HR: 3	SF: 1 SAC: 1 DP: 0 HBP: 0
PITCHER	IP WLS BF H R ER SO BB IBB HBP BLK WP HR S P ERA WHIP																				
Pedro Astacio, R (1,1) ERA: 5.75	6.1	27	6	3	3	2	2	0	0	0	0	0	0	2	62	96	4.26	1.263			
Mike Stanton, L (7,1) ERA: 4.5	0.1	B	2	1	1	0	0	0	0	0	0	0	0	5	7	27.00	3.000				
Kevin Gryboski, R (7,1) ERA: 13.5	0.1	S	2	2	2	0	0	0	0	0	0	0	1	8	13	54.00	6.000				
Jon Rauch, R (8,1) ERA: 3.32	1.0	W	3	0	0	0	0	0	0	0	0	0	0	7	10	0.00	0.000				
32 Chad Cordero, R (9,1) ERA: 3.6	1.0	S	3	0	0	0	0	0	0	0	0	0	0	11	16	0.00	0.000				

AB	34
R	6
H	9
RBI	6
BB	2
SO	3
LOB	7



Batter	1	2	3	4	5	6	7	8	9	AB	R	H	RBI	BB	SO	LOB	BOTTOM
Alfonso Soriano, R (1,7) OBP: 0.356, SLG: 0.571	1-0 24 WP			4-2 G4-3		1-3 K		1-0 11 S		3	2	1	0	1	2	3	Chicago Cubs @ Washington Nationals Robert F. Kennedy Memorial Stadium, Washington, DC Fri Jul 21 2006, 7:05 PM EDT Att: 35,442 - Cloudy - 84 F
Marlon Anderson, L (1,4) OBP: 0.322, SLG: 0.443	4-0 44 WP			0-1 G4-3		1-3 K		0-0 24 1B		4	1	2	3	1	1	2	
11 Ryan Zimmerman, R (1,5) OBP: 0.353, SLG: 0.474	2 SAFE	3-2 F8		4-0 BB			0-0 44 1B	2-2 SF4		3	0	1	1	1	0	3	
24 Nick Johnson, L (1,3) OBP: 0.422, SLG: 0.536	3-3 K		0-1 G4-3	1-0 G3-1		2-1 F8		1-2 44 1B		5	1	1	0	0	1	6	
44 Alex Escobar, R (1,8) Melvin Dorta, R (8,PH) 32 Chad Cordero, R (9,1)	2-1 G4-3		3-1 P3		3-2 F9		1-2 E4	1-0 25 CS		5	0	2	2	0	0	1	
25 Austin Kearns, R (1,9) OBP: 0.355, SLG: 0.477		1-2 FC4-6		4-1 BB		3-2 G5-3		4-1 BB	3-2 CS	2	0	1	0	2	0	0	
Brian Schneider, L (1,2) Luis Matos, R (7,PH) Jon Rauch, R (8,1) Daryle Ward, L (9,9) Felipe Lopez, S (1,6) Pedro Astacio, R (1,1) Mike Stanton, L (7,1) Kevin Gryboski, R (7,1) 13 Robert Fick, L (8,2)		2-2 FC4-6		3-2 G4-3		0-2 BB		3-2 P3		3	1	1	0	0	0	2	
		1-2 2B		1-0 G4-3		3-2 F9		2-1 L9		1	0	0	0	0	0	0	
		1-3 2B		0-0 SH3-4		0-1 G5-3		0-3 K		0	0	0	0	0	0	0	
Inning Stats	R: 1 E: 0 K: 1 S: 8	H: 0 LOB: 1 BB: 1 P: 21	R: 3 E: 0 K: 1 S: 20	H: 3 LOB: 1 BB: 0 P: 28	R: 0 E: 0 K: 0 S: 8	H: 0 LOB: 1 BB: 1 P: 18	R: 0 E: 0 K: 0 S: 7	H: 1 LOB: 3 BB: 2 P: 17	R: 0 E: 0 K: 2 S: 8	H: 0 LOB: 0 BB: 0 P: 10	R: 0 E: 1 K: 0 S: 12	H: 2 LOB: 3 BB: 1 P: 24	R: 3 E: 0 K: 1 S: 18	H: 4 LOB: 1 BB: 0 P: 26	1B: 9 2B: 2 3B: 0 HR: 0	SF: 1 SAC: 1 DP: 0 HBP: 2	
PITCHER	IP WLS BF H R ER SO BB IBB HBP BLK WP HR S P ERA WHIP																
22 Mark Prior, R (1,1) ERA: 8.14	3.1	19	4	4	4	2	3	0	0	0	0	0	0	25	38	10.80	2.100
Glendon Rusch, L (4,1) ERA: 7.14	2.2	10	1	0	0	2	1	0	0	0	0	0	0	7	14	0.00	9.000
44 Roberto Novoa, R (7,1) ERA: 5.15	0.1	H	4	2	0	0	0	1	0	0	0	0	0	5	10	0.00	0.000
13 Will Ohman, L (7,1) ERA: 4.08	0.2	H	2	0	0	0	0	0	0	0	0	0	0	3	3	0.00	0.000
47 Scott Eyre, L (8,1) ERA: 2.22	0.1	H	1	0	0	0	0	0	0	0	0	0	0	3	3	0.00	0.000

AB	32
R	7
H	11
RBI	6
BB	5
SO	5
LOB	24



Batter	1	2	3	4	5	6	7	8	9	AB R H RBI BB SO LOB	TOP											
Juan Pierre, L (1.8) OBP: 0.318, SLG: 0.360	G6-3		P5		G4-3		G1-3		1B	5 0 1 0 0 0 1	Chicago Cubs @ Washington Nationals Robert F. Kennedy Memorial Stadium, Washington, DC Sat Jul 22 2006, 1:20 PM EDT Att: 38,021 - Overcast - 92 F livebaseballscorecards.com											
Neftali Feliz, S (1.4) OBP: 0.266, SLG: 0.357 44 Roberto Novoa, R (7.1) OBP: 0.250, SLG: 0.500 25 Derrek Lee, R (9.7) OBP: 0.386, SLG: 0.443	P5		G4-3		P6		F7		1B	4 0 0 0 0 0 1 0 0 0 0 0 0 0 1 0 0 0 0 0 1												
16 Aramis Ramirez, R (1.5) OBP: 0.326, SLG: 0.514	HR		1B		HR		P3			4 2 3 2 0 0 1												
John Mabry, L (1.3) OBP: 0.322, SLG: 0.327 29 Angel Pagan, S (8.7) OBP: 0.276, SLG: 0.462	2B 1B		F8		G6-3		F7			2 1 0 0 1 0 1 1 0 0 0 0 0 0												
Jacque Jones, L (1.9) OBP: 0.322, SLG: 0.505 19 Matt Murton, R (8.7) OBP: 0.345, SLG: 0.373	1B 2B				B1		G3-1			4 0 2 0 0 0 0 0 0 0 0 0 0 0												
Phil Nevin, R (1.7) OBP: 0.317, SLG: 0.445	1B				K		K			4 0 2 1 0 2 1												
5 Ronny Cedeno, R (1.6) OBP: 0.281, SLG: 0.336			F9		2B 2B		P6			3 0 0 0 1 1 2												
24 Henry Blanco, R (1.2) OBP: 0.289, SLG: 0.442 Todd Walker, L (7.4) OBP: 0.356, SLG: 0.391	F9		F9		K2-3					3 0 1 0 0 1 1 1 0 0 0 0 0 0												
45 Sean Marshall, L (1.1) OBP: 0.196, SLG: 0.250 Scott Williamson, R (5.1) 13 Will Ohman, L (6.1) OBP: 1.000, SLG: 1.000 Michael Barrett, R (6.2) OBP: 0.402, SLG: 0.543	K		K		K		F7			2 0 0 0 0 2 2 0 0 0 0 0 0 0 0 0 0 0 0 0 0 2 0 1 0 0 0 0												
Inning Stats	R: 2 E: 0 K: 0 S: 12	H: 3 LOB: 2 BB: 1 P: 22	R: 0 E: 0 K: 1 S: 10	H: 0 LOB: 0 BB: 0 P: 16	R: 0 E: 0 K: 0 S: 11	H: 1 LOB: 1 BB: 0 P: 16	R: 0 E: 0 K: 2 S: 10	H: 1 LOB: 2 BB: 1 P: 20	R: 1 E: 0 K: 0 S: 8	H: 1 LOB: 0 BB: 0 P: 10		R: 0 E: 0 K: 2 S: 14	H: 1 LOB: 1 BB: 0 P: 22	R: 0 E: 0 K: 1 S: 11	H: 1 LOB: 1 BB: 0 P: 14	R: 0 E: 0 K: 1 S: 14	H: 1 LOB: 1 BB: 0 P: 21	R: 0 E: 0 K: 0 S: 6	H: 1 LOB: 1 BB: 0 P: 8	1B: 5 2B: 3 3B: 0 HR: 2	SF: 0 SAC: 0 DP: 0 HBP: 0	WP: 0 PB: 0 SB: 1 CS: 0
PITCHER	IP WLS BF H R ER SO BB IBB HBP BLK WP HR S P ERA WHIP											IP WLS BF H R ER SO BB IBB HBP BLK WP HR S P ERA WHIP										
Livan Hernandez, R (1.1) ERA: 5.8	6.0 W 26 7 3 3 5 2 0 0 0 0 0 2 65 106 4.50 1.500																					
59 Micah Bowie, L (7.1) ERA: 0.93	1.2 H 6 1 0 0 0 0 0 0 0 0 0 0 18 24 0.00 0.600																					
Jon Rauch, R (8.1) ERA: 3.3	0.1 H 2 1 0 0 1 0 0 0 0 0 0 0 8 11 0.00 3.000																					
32 Chad Cordero, R (9.1) ERA: 3.52	1.0 4 1 0 0 0 0 0 0 0 0 0 0 6 8 0.00 1.000																					

Batter	1	2	3	4	5	6	7	8	9	AB R H RBI BB SO LOB	BOTTOM									
Alfonso Soriano, R (1.7) OBP: 0.361, SLG: 0.586	1B 2B		1B 2B		1B 2B		K		2B	5 2 4 1 0 1 0	Chicago Cubs @ Washington Nationals Robert F. Kennedy Memorial Stadium, Washington, DC Sat Jul 22 2006, 1:20 PM EDT Att: 38,021 - Overcast - 92 F livebaseballscorecards.com									
Felipe Lopez, S (1.6) OBP: 0.550, SLG: 0.388	1B		L4		1B 2B		F8		2B	4 1 2 1 1 0 1										
11 Ryan Zimmerman, R (1.5) OBP: 0.351, SLG: 0.473	FC1-4-2		F9-2		2B		L6		F9	5 0 1 2 0 0 4										
24 Nick Johnson, L (1.3) OBP: 0.426, SLG: 0.537	G6-3				1B		HBP		1B	3 0 2 0 1 0 1										
25 Austin Kearns, R (1.9) OBP: 0.357, SLG: 0.484	HR				F9		F9		HBP	3 1 1 1 1 0 3										
Luis Matos, R (1.8) OBP: 0.279, SLG: 0.344 Daryle Ward, L (7.7) OBP: 0.389, SLG: 0.564 Ryan Church, L (7.7) OBP: 0.346, SLG: 0.477	G6-3				FC5		44 WP 44 HR		HBP	3 1 1 0 0 0 1 0 0 0 0 0 0 0 0 0 0 0 0 0 0										
Marlon Anderson, L (1.4) OBP: 0.314, SLG: 0.431	E4				K		K		F8	4 0 0 0 0 2 6										
13 Robert Fick, L (1.2) OBP: 0.299, SLG: 0.370	K				G6-3		G6-3		F8	4 0 0 0 0 1 2										
Livan Hernandez, R (1.1) ERA: 4.98 44 Alex Escobar, R (7.7) OBP: 0.295, SLG: 0.738 59 Micah Bowie, L (7.1) Jon Rauch, R (8.1) Melvin Dorta, R (8.7) 32 Chad Cordero, R (9.1)					G5-3		2B HR		L5	2 1 1 0 0 0 0 1 1 1 2 0 0 0 0 0 0 0 0 0 0 0 0 0 0 0 0 0 1 0 0 0 0 0 0 0 0 0 0 0 0 0										
Inning Stats	R: 0 E: 0 K: 0 S: 16	H: 2 LOB: 1 BB: 0 P: 26	R: 1 E: 1 K: 1 S: 10	H: 1 LOB: 0 BB: 0 P: 13	R: 1 E: 0 K: 0 S: 7	H: 2 LOB: 0 BB: 0 P: 12	R: 0 E: 1 K: 1 S: 8	H: 1 LOB: 2 BB: 0 P: 13	R: 2 E: 0 K: 0 S: 16	H: 2 LOB: 2 BB: 2 P: 29		R: 2 E: 0 K: 2 S: 20	H: 2 LOB: 0 BB: 0 P: 25	R: 0 E: 0 K: 0 S: 10	H: 1 LOB: 3 BB: 1 P: 22	R: 1 E: 0 K: 0 S: 10	H: 2 LOB: 1 BB: 0 P: 18	1B: 3 2B: 10 3B: 1 HR: 2	SF: 0 SAC: 0 DP: 3 HBP: 1	WP: 1 PB: 0 SB: 1 CS: 2
PITCHER	IP WLS BF H R ER SO BB IBB HBP BLK WP HR S P ERA WHIP											IP WLS BF H R ER SO BB IBB HBP BLK WP HR S P ERA WHIP								
45 Sean Marshall, L (1.1) ERA: 4.98	4.0 L 8 3 3 3 0 1 1 0 0 0 0 0 18 33 27.00 4.000																			
13 Will Ohman, L (6.1) ERA: 4.12	1.1 5 1 1 1 2 0 0 0 0 0 1 1 21 27 6.75 0.750																			
44 Roberto Novoa, R (7.1) ERA: 5.16	1.2 10 3 1 1 0 1 0 1 0 0 0 0 17 34 5.40 2.400																			



Batter	1	2	3	4	5	6	7	8	9	AB	R	H	RBI	BB	SO	LOB	TOP										
Juan Pierre, L (1, 8) OBP: 0.320, SLG: 0.369	G1-3		2-1 1-3 2B			3-2 SF9 3B		1-0 F9		4	1	2	0	0	0	2	Chicago Cubs @ Washington Nationals Robert F. Kennedy Memorial Stadium, Washington, DC Sun Jul 23 2006, 1:05 PM EDT Att: 30,851 - Sunny - 84 F										
Neftali Feliz, S (1, 4) OBP: 0.280, SLG: 0.351	K		1-0 G6-3			0-0 SF9		1-0 P2		3	0	0	1	0	1	4											
16 Aramis Ramirez, R (1, 5) OBP: 0.326, SLG: 0.511	F8			2-1 F9		3-1 G6-3		2-2 G4-3 25 DI 1B		4	0	1	0	0	0	0											
25 Derrek Lee, R (1, 3) OBP: 0.375, SLG: 0.429		3-2 F9		1-3 K			2-2 F8		2-2 G4-3	4	0	0	0	0	1	1											
Jacque Jones, L (1, 9) OBP: 0.319, SLG: 0.498		3-1 G4-3		1-3 K			1-2 F7		0-2 P5	4	0	0	0	0	1	1											
Michael Barrett, R (1, 2) OBP: 0.397, SLG: 0.535		0-0 L5			2-2 F9		1-1 L9		0-2 F9	4	0	0	0	0	0	1											
29 Angel Pagan, S (1, 7) OBP: 0.281, SLG: 0.444			2-2 G4-3		0-1 P2			4-1 1B 5 WP BB		2	0	0	0	1	0	0											
5 Ronny Cedeno, R (1, 6) OBP: 0.278, SLG: 0.333			2-2 G5-3		1-1 F7			0-3 K		3	0	0	0	0	1	1											
49 Carlos Marmol, R (1, 1) David Aardsma, R (4, 1) 13 Will Ohman, L (5, 1) Todd Walker, R (6, PH) 43 Michael Wuerz, R (8, 1) John Mabry, R (8, PH) 46 Ryan Dempster, R (8, 1)			0-0 2B 1B			3-1 P6		0-2 1B		1	0	1	0	0	0	0											
Inning Stats	R: 0 E: 0 K: 1 S: 8	H: 0 LOB: 0 BB: 0 P: 11	R: 0 E: 0 K: 0 S: 6	H: 0 LOB: 0 BB: 0 P: 12	R: 0 E: 0 K: 0 S: 11	H: 2 LOB: 2 BB: 0 P: 18	R: 0 E: 0 K: 2 S: 11	H: 0 LOB: 0 BB: 0 P: 15	R: 0 E: 0 K: 0 S: 7	H: 0 LOB: 0 BB: 0 P: 10	R: 1 E: 0 K: 0 S: 9	H: 1 LOB: 0 BB: 0 P: 18	R: 0 E: 0 K: 0 S: 10	H: 0 LOB: 0 BB: 0 P: 14	R: 0 E: 0 K: 1 S: 10	H: 1 LOB: 2 BB: 1 P: 16		R: 0 E: 0 K: 0 S: 12	H: 1 LOB: 1 BB: 0 P: 16	1B: 3 2B: 1 3B: 1 HR: 0	SF: 1 SAC: 0 DP: 0 HBP: 0	WP: 1 PB: 0 SB: 0 CS: 0	PA: 33				
PITCHER	IP	WLS	BF	H	R	ER	SO	BB	IBB	HBP	BLK	WP	HR	S	P	ERA	WHIP										
Tony Armas, R (1, 1) ERA: 4.35	7.0	W	24	3	1	1	3	0	0	0	0	0	0	62	98	1.29	0.429										
52 Saul Rivera, R (8, 1) ERA: 5.4	0.1		3	1	0	0	1	1	0	0	0	1	0	8	12	0.00	6.000										
Mike Stanton, L (8, 1) ERA: 4.53	0.2		2	0	0	0	0	0	0	0	0	0	0	2	4	0.00	0.000										
Jon Rauch, R (9, 1) ERA: 3.24	1.0		4	1	0	0	0	0	0	0	0	0	0	12	16	0.00	1.000										

AB	31
R	1
H	5
RBI	1
BB	1
SO	4
LOB	10



Batter	1	2	3	4	5	6	7	8	9	AB	R	H	RBI	BB	SO	LOB	BOTTOM										
Alfonso Soriano, R (1, 7) OBP: 0.361, SLG: 0.594	F7		1-0 1B 2B	3-1 HR		1-1 F8		2-3 K		5	2	2	1	0	1	0	Chicago Cubs @ Washington Nationals Robert F. Kennedy Memorial Stadium, Washington, DC Sun Jul 23 2006, 1:05 PM EDT Att: 30,851 - Sunny - 84 F										
Felipe Lopez, S (1, 6) OBP: 0.350, SLG: 0.388	F8		2-1 11 CS 1B	0-1 1B		1-2 G4-3		2-2 F8		5	0	2	2	0	0	0											
11 Ryan Zimmerman, R (1, 5) OBP: 0.353, SLG: 0.472	F8		0-1 24 WP BB	0-0 P4			1-1 25 SH1-3 24 S 1B			3	1	1	0	1	0	1											
24 Nick Johnson, L (1, 3) OBP: 0.429, SLG: 0.535		2-3 K	4-1 1B		4-2 1B BB		4-2 25 SH1-3 BB			1	1	0	0	3	1	0											
25 Austin Kearns, R (1, 9) OBP: 0.356, SLG: 0.486		2-0 F8 2B	0-1 F8		1-2 F9		0-0 SH1-3		1-2 2-3	3	0	1	0	0	0	3											
Marlon Anderson, L (1, 4) OBP: 0.319, SLG: 0.429		1-1 F8		4-1 HR BB	1 SAFE 2-2 1B		3-1 E3		2-H 3-H 0-3	3	1	1	0	1	0	1											
Ryan Church, L (1, 8) OBP: 0.341, SLG: 0.507		2-1 P5		0-1 HR	0-3 K		0-3 K			4	1	1	2	0	2	4											
Brian Schneider, L (1, 2) OBP: 0.304, SLG: 0.303			4-1 2B 1B BB	3-2 G1-3	1-3 K		0-3 K			3	1	0	0	1	2	3											
Tony Armas, R (1, 1) OBP: 0.129, SLG: 0.100			0-3 K	1-1 F9		0-3 K		0-0 F7		3	0	0	0	0	2	1											
52 Saul Rivera, S (8, 1) Mike Stanton, L (8, 1) Daryle Ward, L (8, PH) Jon Rauch, R (9, 1)										0	0	0	0	0	0	0											
Inning Stats	R: 0 E: 0 K: 0 S: 6	H: 0 LOB: 0 BB: 0 P: 8	R: 0 E: 0 K: 1 S: 9	H: 1 LOB: 1 BB: 0 P: 16	R: 2 E: 0 K: 1 S: 10	H: 2 LOB: 2 BB: 3 P: 23	R: 3 E: 0 K: 0 S: 13	H: 3 LOB: 1 BB: 1 P: 24	R: 0 E: 0 K: 2 S: 19	H: 1 LOB: 2 BB: 1 P: 27	R: 0 E: 0 K: 1 S: 8	H: 0 LOB: 0 BB: 0 P: 10	R: 2 E: 1 K: 2 S: 13	H: 1 LOB: 1 BB: 1 P: 21	R: 0 E: 0 K: 1 S: 8	H: 0 LOB: 0 BB: 0 P: 12	1B: 4 2B: 2 3B: 0 HR: 2	SF: 0 SAC: 1 DP: 0 HBP: 0	WP: 1 PB: 0 SB: 1 CS: 1	PA: 38							
PITCHER	IP	WLS	BF	H	R	ER	SO	BB	IBB	HBP	BLK	WP	HR	S	P	ERA	WHIP										
49 Carlos Marmol, R (1, 1) ERA: 4.5	3.2	L	20	6	5	5	2	4	0	0	0	0	0	0	0	12.27	2.727										
David Aardsma, R (4, 1) ERA: 5.69	0.2		3	0	0	0	0	1	0	0	0	0	0	9	14	0.00	1.500										
13 Will Ohman, L (5, 1) ERA: 4.1	0.2		3	1	0	0	2	0	0	0	0	0	0	11	14	0.00	1.500										
43 Michael Wuerz, R (6, 1) ERA: 6.35	2.0		9	1	2	0	3	1	0	0	0	0	0	21	31	0.00	1.000										
46 Ryan Dempster, R (8, 1) ERA: 4.33	1.0		3	0	0	0	1	0	0	0	0	0	0	8	12	0.00	0.000										

AB	31
R	7
H	8
RBI	5
BB	6
SO	8
LOB	13



Batter	1	2	3	4	5	6	7	8	9	AB	R	H	RBI	BB	SO	LOB	TOP								
2 Randy Winn, S OBP: 0.334, SLG: 0.415	0-1 1B	0-0 P6		1-0 F7			2-1 F8		1-2 F7	5	0	1	0	0	0	4	San Francisco Giants @ Washington Nationals Robert F. Kennedy Memorial Stadium, Washington, DC Tue Jul 25 2006, 7:05 PM EDT Att: 33,358 - Partly Cloudy - 80 F livebaseballscorecards.com								
13 Omar Vizquel, S OBP: 0.377, SLG: 0.392	1 SAFE F7	4-1 BB			1-3 K		0-0 F7		2-2 FC3-6	4	0	0	0	1	1	3									
Shea Hillenbrand, R OBP: 0.335, SLG: 0.466	1 SAFE P3	0-1 K		0-0 HR			0-0 F9		1-0 F8	5	1	1	0	0	1	6									
Barry Bonds, L OBP: 0.471, SLG: 0.500	3-2 G6-3			0-0 G3		0-0 P5			3-1 L7	4	0	0	0	0	0	2									
Ray Durham, S OBP: 0.348, SLG: 0.538		3-1 F8		3-2 F8		1-1 HR		3-2 HR		4	2	3	0	0	0	0									
Steve Finley, L OBP: 0.321, SLG: 0.410		4-1 50 1B 2B		0-0 F9		1-2 L4		0-1 G4-3		3	1	0	0	1	0	0									
Pedro Feliz, R OBP: 0.308, SLG: 0.474		1-2 50 1B 2B		0-0 G1-3		1-0 F9		1-3 K		4	1	1	0	0	1	0									
50 Eliezer Alfonzo, R OBP: 0.312, SLG: 0.542		0-1 2B		0-1 HR		0-3 K		0-1 E3 13 FC3-6 9 1B		4	1	2	1	0	1	0									
Todd Linden, S OBP: 0.394, SLG: 0.300		1-2 2B		0-3 HR		1-3 K		2-2 FC3-6 13 1B		0	0	0	0	0	0	0									
Matt Morris, R OBP: 0.233, SLG: 0.262		1-1 2B		0-3 K		1-3 K		1-2 FC3-6 13 1B		1	0	1	2	0	0	0									
32 Kevin Correia, R OBP: 0.344, SLG: 0.441		1-3 2H 3H								2	0	0	0	0	2	0									
9 Mark Sweeney, L OBP: 0.344, SLG: 0.441										1	0	1	0	0	0	0									
Inning Stats	R: 0 E: 0 K: 0 S: 14	H: 1 LOB: 1 BB: 0 P: 19	R: 2 E: 0 K: 1 S: 15	H: 3 LOB: 3 BB: 2 P: 28	R: 0 E: 0 K: 0 S: 5	H: 0 LOB: 0 BB: 0 P: 8	R: 1 E: 0 K: 1 S: 7	H: 1 LOB: 0 BB: 0 P: 8	R: 2 E: 0 K: 1 S: 11	H: 2 LOB: 0 BB: 0 P: 14	R: 0 E: 0 K: 2 S: 7	H: 0 LOB: 0 BB: 0 P: 9	R: 0 E: 0 K: 0 S: 4	H: 0 LOB: 0 BB: 0 P: 6	R: 1 E: 0 K: 1 S: 12	H: 1 LOB: 0 BB: 0 P: 19	R: 0 E: 1 K: 0 S: 16	H: 1 LOB: 2 BB: 0 P: 22	1B: 5 2B: 1 3B: 0 HR: 3	SF: 0 SAC: 0 DP: 0 HBP: 0	WP: 0 PB: 0 SB: 0 CS: 0	PA: 39			
PITCHER	IP	WLS	BF	H	R	ER	SO	BB	IBB	HBP	BLK	WP	HR	S	P	ERA	WHIP								
Ramon Ortiz, R ERA: 4.87	6.0	W	27	7	5	5	5	2	0	0	0	0	2	59	86	7.50	1.500								
59 Micah Bowie, L ERA: 1.59	1.2	H	6	1	1	1	0	0	0	0	0	0	1	12	20	5.40	0.600								
Jon Rauch, R ERA: 3.22	0.1	H	1	0	0	0	1	0	0	0	0	0	0	4	5	0.00	0.000								
32 Chad Cordero, R ERA: 3.45	1.0	S	5	1	0	0	0	0	0	0	0	0	0	16	22	0.00	1.000								

Batter	1	2	3	4	5	6	7	8	9	AB	R	H	RBI	BB	SO	LOB	BOTTOM								
Alfonso Soriano, R OBP: 0.360, SLG: 0.590	1-0 1B 11 G6-3 HBP		0-1 F9	0-0 F9			1-3 K			3	1	0	0	0	1	0	San Francisco Giants @ Washington Nationals Robert F. Kennedy Memorial Stadium, Washington, DC Tue Jul 25 2006, 7:05 PM EDT Att: 33,358 - Partly Cloudy - 80 F livebaseballscorecards.com								
Felipe Lopez, S OBP: 0.352, SLG: 0.390	2-2 1B 24 1B		3-2 11 BB 24 1B	3-2 F9			0-0 L7			4	2	2	0	0	0	0									
11 Ryan Zimmerman, R OBP: 0.352, SLG: 0.468	2-2 G6-3		4-1 25 BB 24 1B E	3-2 P2			2-2 F9			3	1	0	1	1	0	1									
24 Nick Johnson, L OBP: 0.432, SLG: 0.538	1-1 1B		3-2 25 BB E	1-2 2H		1-3 K		2-2 1B SF9		4	2	3	2	0	1	0									
25 Austin Kearns, R OBP: 0.355, SLG: 0.482	2-1 F9		4-1 E	2-3 K			1-2 F8			3	1	0	0	1	1	2									
Marlon Anderson, L OBP: 0.323, SLG: 0.430	1 SAFE F7		1-2 E9	0-0 P3			2-1 1B			4	1	2	2	0	0	1									
Ryan Church, L OBP: 0.349, SLG: 0.528		0-1 G3-6-1 1B	1-2 2H 3H	0-0 F9		0-0 P5		1-2 SF9		3	0	2	3	0	0	0									
Brian Schneider, L OBP: 0.300, SLG: 0.298	1-2 G3-6-1		0-0 F9			0-1 F7		3-3 K		4	0	0	0	0	1	3									
Ramon Ortiz, R OBP: 0.132, SLG: 0.083		0-3 K2-3	1-3 K			0-1 F8				2	0	0	0	0	2	1									
Luis Matos, R OBP: 0.277, SLG: 0.341										1	0	0	0	0	0	0									
59 Micah Bowie, L ERA: 1.37										0	0	0	0	0	0	0									
Jon Rauch, R ERA: 3.55										0	0	0	0	0	0	0									
32 Chad Cordero, R ERA: 1.37										0	0	0	0	0	0	0									
Inning Stats	R: 2 E: 0 K: 0 S: 13	H: 2 LOB: 1 BB: 0 P: 23	R: 0 E: 0 K: 1 S: 11	H: 1 LOB: 0 BB: 0 P: 12	R: 5 E: 1 K: 1 S: 23	H: 4 LOB: 1 BB: 2 P: 40	R: 0 E: 0 K: 0 S: 9	H: 0 LOB: 0 BB: 0 P: 15	R: 0 E: 0 K: 2 S: 7	H: 0 LOB: 0 BB: 0 P: 10	R: 0 E: 0 K: 0 S: 5	H: 0 LOB: 0 BB: 0 P: 5	R: 0 E: 0 K: 1 S: 9	H: 0 LOB: 0 BB: 0 P: 12	R: 1 E: 0 K: 1 S: 20	H: 2 LOB: 1 BB: 0 P: 27	1B: 8 2B: 1 3B: 0 HR: 0	SF: 1 SAC: 0 DP: 1 HBP: 1	WP: 0 PB: 0 SB: 1 CS: 0	PA: 35					
PITCHER	IP	WLS	BF	H	R	ER	SO	BB	IBB	HBP	BLK	WP	HR	S	P	ERA	WHIP								
Matt Morris, R ERA: 4.85	2.1	L	16	7	7	7	1	2	0	0	0	0	0	41	68	27.00	3.857								
32 Kevin Correia, R ERA: 3.55	4.2		14	0	0	0	4	0	0	0	0	0	0	36	49	0.00	0.000								
53 Jonathan Sánchez, L ERA: 1.37	1.0		5	2	1	1	1	0	0	0	0	0	0	20	27	9.00	2.000								



Batter	1	2	3	4	5	6	7	8	9	AB	R	H	RBI	BB	SO	LOB	TOP			
2 Randy Winn, S OBP: 0.338, SLG: 0.418	2-2 13 G5-4-3 1B		1-3 K		2-2 13 1B		2-0 CS 1B			4	0	3	2	0	1	0	San Francisco Giants @ Washington Nationals Robert F. Kennedy Memorial Stadium, Washington, DC Wed Jul 26 2006, 7:05 PM EDT Att: 30,248 - Clear - 81 F			
13 Omar Vizquel, S OBP: 0.376, SLG: 0.392 Jose Vizcaino, S OBP: 0.320, SLG: 0.275	1-1 SAFE G5-4-3 1-2		0-1 G4-3		1-1 SAFE 1B		0-1 F8			3	0	1	0	0	0	1				
Shea Hillenbrand, R OBP: 0.334, SLG: 0.463	0-1 L7		0-1 BB 2B 1B		2-1 G6-3		2-0 CS 1-2	2-0 P3		4	1	1	0	0	0	2				
Barry Bonds, L OBP: 0.471, SLG: 0.495 Armando Benitez, R (9, 1)		4-2 G3-4-3 BB		4-2 2B 1-2 BB		1-3 K		0-0 G5-3		2	0	0	0	2	1	0				
Ray Durham, S OBP: 0.347, SLG: 0.538	0-0 G3-4-3 1-2		1-1 BB		1-1 BB		0-0 P6	3-1 F9		4	0	1	1	0	0	1				
Pedro Feliz, R OBP: 0.305, SLG: 0.470	1-3 K		0-0 2B		0-0 2B		0-2 G5-3													
Steve Finley, L OBP: 0.317, SLG: 0.405	1-2 K		2-0 F9						0-6 F9	4	0	0	0	0	1	3				
Todd Greene, R OBP: 0.336, SLG: 0.411			1-2 P5		1-0 G5-3		1-2 E4 2B 2 1B		3-1 F7	4	1	0	0	0	0	0				
51 Noah Lowry, R OBP: 0.143, SLG: 0.222 Todd Linden, S OBP: 0.417, SLG: 0.455 38 Brian Wilson, R Steve Kline, S			2-1 G6-3		3-2 F9		0-0 2 1B			2	0	0	0	0	0	0				
9 Mark Sweeney, L OBP: 0.344, SLG: 0.441							1-3 2 1B 2B			0	0	0	0	0	0	0				
Inning Stats	R: 0 E: 0 K: 0 S: 7	H: 1 LOB: 0 BB: 0 P: 10	R: 0 E: 0 K: 2 S: 12	H: 0 LOB: 1 BB: 1 P: 18	R: 0 E: 0 K: 1 S: 10	H: 0 LOB: 0 BB: 0 P: 14	R: 1 E: 0 K: 0 S: 10	H: 2 LOB: 2 BB: 1 P: 17	R: 0 E: 0 K: 1 S: 16	H: 0 LOB: 0 BB: 0 P: 8	R: 2 E: 1 K: 0 S: 11	H: 2 LOB: 0 BB: 0 P: 19	R: 0 E: 0 K: 0 S: 4	H: 0 LOB: 0 BB: 0 P: 9	R: 0 E: 0 K: 0 S: 4	H: 0 LOB: 0 BB: 0 P: 8	1B: 5 2B: 2 3B: 0 HR: 0	SF: 0 SAC: 0 DP: 1 HBP: 0	WP: 0 PB: 0 SB: 0 CS: 1	PA: 36
PITCHER	IP WLS BF H R ER SO BB IBB HBP BLK WP HR S P ERA WHIP	IP WLS BF H R ER SO BB IBB HBP BLK WP HR S P ERA WHIP	IP WLS BF H R ER SO BB IBB HBP BLK WP HR S P ERA WHIP	IP WLS BF H R ER SO BB IBB HBP BLK WP HR S P ERA WHIP	IP WLS BF H R ER SO BB IBB HBP BLK WP HR S P ERA WHIP	IP WLS BF H R ER SO BB IBB HBP BLK WP HR S P ERA WHIP	IP WLS BF H R ER SO BB IBB HBP BLK WP HR S P ERA WHIP	IP WLS BF H R ER SO BB IBB HBP BLK WP HR S P ERA WHIP	IP WLS BF H R ER SO BB IBB HBP BLK WP HR S P ERA WHIP	IP WLS BF H R ER SO BB IBB HBP BLK WP HR S P ERA WHIP	IP WLS BF H R ER SO BB IBB HBP BLK WP HR S P ERA WHIP	IP WLS BF H R ER SO BB IBB HBP BLK WP HR S P ERA WHIP	IP WLS BF H R ER SO BB IBB HBP BLK WP HR S P ERA WHIP	IP WLS BF H R ER SO BB IBB HBP BLK WP HR S P ERA WHIP	IP WLS BF H R ER SO BB IBB HBP BLK WP HR S P ERA WHIP	IP WLS BF H R ER SO BB IBB HBP BLK WP HR S P ERA WHIP	IP WLS BF H R ER SO BB IBB HBP BLK WP HR S P ERA WHIP			

Batter	1	2	3	4	5	6	7	8	9	AB	R	H	RBI	BB	SO	LOB	BOTTOM					
Alfonso Soriano, R OBP: 0.360, SLG: 0.590	0-0 F9		2-2 CS 11 2B		1-1 L1		0-2 SH1-4 1B		3-3 K	5	1	2	0	0	1	1	San Francisco Giants @ Washington Nationals Robert F. Kennedy Memorial Stadium, Washington, DC Wed Jul 26 2006, 7:05 PM EDT Att: 30,248 - Clear - 81 F					
Felipe Lopez, S OBP: 0.553, SLG: 0.391	1-3 K		3-3 SAFE K		1-2 1B		0-1 SH1-4	1-2 2-3 24 BB 25 SF7 1B	1-2 2-3 24 BB 1B	4	1	2	0	0	2	1						
11 Ryan Zimmerman, R OBP: 0.355, SLG: 0.472	2-2 1B		1-0 25 1B 2B		0-2 L9		0-2 P4	1-0 24 BB 1B	1-2 2-H 1B	5	1	3	2	0	0	4						
24 Nick Johnson, L OBP: 0.434, SLG: 0.535	3-1 G1-3		4-1 25 1B BB		2-2 F7		4-0 IBB	4-2 BB BB	1-2 2-3 BB	2	0	0	0	3	0	2						
25 Austin Kearns, R OBP: 0.354, SLG: 0.479		3-1 F9	1-2 1-3 2-H 1B		0-1 G5-3		2-2 P4	1-1 SF7		4	0	1	2	0	0	3						
Marlon Anderson, L OBP: 0.321, SLG: 0.432	1-2 G3-1		2-2 G4-3 2B		2-2 L6		3-1 L1-3			4	0	1	0	0	0	0						
Ryan Church, L OBP: 0.356, SLG: 0.539	2-1 2B		2-1 F7		1-1 1B		2-3 K			4	0	2	0	0	1	1						
Brian Schneider, L OBP: 0.295, SLG: 0.294 52 Saul Rivera, S	0-2 G4-3		1-2 G4-3		0-1 F7		0-0 G4-3			4	0	0	0	0	0	3						
Pedro Astacio, R Mike Stanton, L Daryle Ward, L Bernie Castro, S 59 Micah Bowie, L 13 Robert Fick, L			2-3 K		1-3 K		1-2 SH1-4 1B		4-1 11 1B BB	2	0	0	0	0	2	1						
Inning Stats	R: 0 E: 0 K: 1 S: 11	H: 1 LOB: 1 BB: 0 P: 17	R: 0 E: 0 K: 0 S: 12	H: 1 LOB: 1 BB: 0 P: 18	R: 2 E: 0 K: 2 S: 16	H: 3 LOB: 2 BB: 1 P: 29	R: 0 E: 0 K: 1 S: 11	H: 1 LOB: 1 BB: 0 P: 17	R: 0 E: 0 K: 0 S: 17	H: 1 LOB: 1 BB: 0 P: 21	R: 0 E: 0 K: 0 S: 10	H: 1 LOB: 1 BB: 0 P: 13	R: 0 E: 0 K: 0 S: 20	H: 2 LOB: 3 BB: 1 P: 27	R: 0 E: 0 K: 1 S: 6	H: 0 LOB: 0 BB: 0 P: 11		R: 2 E: 0 K: 1 S: 15	H: 2 LOB: 2 BB: 2 P: 29	1B: 8 2B: 4 3B: 0 HR: 0	SF: 1 SAC: 1 DP: 0 HBP: 0	WP: 0 PB: 0 SB: 0 CS: 1
PITCHER	IP WLS BF H R ER SO BB IBB HBP BLK WP HR S P ERA WHIP	IP WLS BF H R ER SO BB IBB HBP BLK WP HR S P ERA WHIP	IP WLS BF H R ER SO BB IBB HBP BLK WP HR S P ERA WHIP	IP WLS BF H R ER SO BB IBB HBP BLK WP HR S P ERA WHIP	IP WLS BF H R ER SO BB IBB HBP BLK WP HR S P ERA WHIP	IP WLS BF H R ER SO BB IBB HBP BLK WP HR S P ERA WHIP	IP WLS BF H R ER SO BB IBB HBP BLK WP HR S P ERA WHIP	IP WLS BF H R ER SO BB IBB HBP BLK WP HR S P ERA WHIP	IP WLS BF H R ER SO BB IBB HBP BLK WP HR S P ERA WHIP	IP WLS BF H R ER SO BB IBB HBP BLK WP HR S P ERA WHIP	IP WLS BF H R ER SO BB IBB HBP BLK WP HR S P ERA WHIP	IP WLS BF H R ER SO BB IBB HBP BLK WP HR S P ERA WHIP	IP WLS BF H R ER SO BB IBB HBP BLK WP HR S P ERA WHIP	IP WLS BF H R ER SO BB IBB HBP BLK WP HR S P ERA WHIP	IP WLS BF H R ER SO BB IBB HBP BLK WP HR S P ERA WHIP	IP WLS BF H R ER SO BB IBB HBP BLK WP HR S P ERA WHIP	IP WLS BF H R ER SO BB IBB HBP BLK WP HR S P ERA WHIP					

AB 33
R 3
H 7
RBI 3
BB 2
SO 4
LOB 11



AB 35
R 4
H 12
RBI 4
BB 4
SO 6
LOB 16



Batter	1	2	3	4	5	6	7	8	9	AB	R	H	RBI	BB	SO	LOB	TOP				
2 Randy Winn, S OBP: 0.335, SLG: 0.414 (1,8)	F8		F8		F7			P3		4	0	0	0	0	0	1	San Francisco Giants @ Washington Nationals Robert F. Kennedy Memorial Stadium, Washington, DC Thu Jul 27 2006, 1:05 PM EDT Att: 29,777 - Partly Cloudy - 90 F livebaseballscores.com				
Todd Linden, S OBP: 0.375, SLG: 0.400 (1,9)	K				K			K		4	0	1	0	0	3	0					
Shea Hillenbrand, R OBP: 0.330, SLG: 0.456 (1,3) (8,5)	K		F8		G1-3			G6-3		4	0	0	0	0	1	2					
9 Mark Sweeney, L OBP: 0.342, SLG: 0.437 (1,7)		K			L7			G4-3		4	1	1	0	0	1	0					
Ray Durham, S OBP: 0.348, SLG: 0.541 (1,4)		G4-3			G1-3			G3		4	2	2	0	0	0	0					
Pedro Feliz, R OBP: 0.302, SLG: 0.465 (1,5) (8,6)		P5			F8			G3		4	0	0	0	0	0	3					
50 Eleizer Alfonso, R OBP: 0.318, SLG: 0.593 (1,2)										3	2	2	4	0	0	0					
Jose Vizcaino, S OBP: 0.320, SLG: 0.277 (1,6) Todd Greene, R OBP: 0.333, SLG: 0.407 (8,3)										3	0	1	1	0	0	0					
18 Matt Cain, R OBP: 0.182, SLG: 0.242 (1,1) 53 Jonathan Sánchez, L (7,1) 31 Vinnie Chulk, R (7,1)										3	0	1	0	0	1	1					
Inning Stats	R: 0 E: 0 K: 2 S: 8	H: 0 LOB: 0 BB: 0 P: 12	R: 0 E: 0 K: 1 S: 7	H: 0 LOB: 0 BB: 0 P: 11	R: 1 E: 0 K: 0 S: 12	H: 3 LOB: 2 BB: 0 P: 16	R: 2 E: 0 K: 0 S: 15	H: 3 LOB: 1 BB: 0 P: 20	R: 0 E: 0 K: 0 S: 7	H: 0 LOB: 0 BB: 0 P: 12	R: 0 E: 0 K: 1 S: 7	H: 0 LOB: 0 BB: 0 P: 10	R: 0 E: 0 K: 1 S: 7	H: 0 LOB: 0 BB: 0 P: 10	R: 2 E: 0 K: 1 S: 9	H: 2 LOB: 0 BB: 0 P: 12	1B: 5 2B: 1 3B: 0 HR: 2	SF: 1 SAC: 0 DP: 0 HBP: 0	WP: 0 PB: 0 SB: 0 CS: 0	PA: 35	
PITCHER	IP	WLS	BF	H	R	ER	SO	BB	IBB	HBP	BLK	WP	HR	S	P	ERA	WHIP				
Livan Hernandez, R ERA: 5.7 (1,1)	7.0	W	27	6	3	3	5	0	0	0	0	0	1	64	92	3.86	0.857				
59 Micah Bowie, L ERA: 1.35 (8,1)	1.0	H	3	0	0	0	1	0	0	0	0	0	0	7	10	0.00	0.000				
32 Chad Cordero, R ERA: 3.75 (9,1)	1.0	S	5	2	2	2	1	0	0	0	0	0	1	9	12	18.00	2.000				

Batter	1	2	3	4	5	6	7	8	9	AB	R	H	RBI	BB	SO	LOB	BOTTOM				
Alfonso Soriano, R OBP: 0.364, SLG: 0.597 (1,7)	HR		K		SH5-4			G3		2	2	1	1	2	1	0	San Francisco Giants @ Washington Nationals Robert F. Kennedy Memorial Stadium, Washington, DC Thu Jul 27 2006, 1:05 PM EDT Att: 29,777 - Partly Cloudy - 90 F livebaseballscores.com				
Felipe Lopez, S OBP: 0.353, SLG: 0.389 (1,6)	K		11 S		SH5-4			G3		2	1	0	0	0	1	2					
11 Ryan Zimmerman, R OBP: 0.356, SLG: 0.479 (1,5)	G6-3		11 HR		F9			24 1B		3	2	1	2	1	0	2					
24 Nick Johnson, L OBP: 0.435, SLG: 0.533 (1,3)	25 1B		HR		K			25 1B		3	0	1	2	1	2	2					
25 Austin Kearns, R OBP: 0.357, SLG: 0.482 (1,9)	1B		G6-3					1B		4	0	3	1	0	0	0					
Marlon Anderson, L OBP: 0.314, SLG: 0.421 (1,4)	K				K			F9		4	0	0	0	0	3	5					
Ryan Church, L OBP: 0.340, SLG: 0.513 (1,8)			G3		G6-3			G4-3		4	0	0	0	0	1	0					
13 Robert Fick, L OBP: 0.305, SLG: 0.355 (1,2)			G6-3		P5			G3-1		3	1	0	0	1	0	0					
Livan Hernandez, R OBP: 0.310, SLG: 0.463 (1,1) 59 Micah Bowie, L (8,1) Daryle Ward, L OBP: 0.388, SLG: 0.556 (8,PH) 32 Chad Cordero, R (9,1)			G3-1					SH3-4		2	0	1	0	0	0	0					
Inning Stats	R: 1 E: 0 K: 2 S: 12	H: 2 LOB: 2 BB: 1 P: 21	R: 0 E: 0 K: 0 S: 6	H: 0 LOB: 0 BB: 0 P: 10	R: 2 E: 0 K: 2 S: 10	H: 1 LOB: 0 BB: 0 P: 16	R: 0 E: 0 K: 1 S: 7	H: 0 LOB: 0 BB: 0 P: 9	R: 0 E: 0 K: 1 S: 8	H: 1 LOB: 2 BB: 1 P: 15	R: 0 E: 0 K: 1 S: 8	H: 1 LOB: 0 BB: 0 P: 11	R: 3 E: 0 K: 0 S: 16	H: 2 LOB: 3 BB: 3 P: 34	R: 0 E: 0 K: 1 S: 10	H: 0 LOB: 0 BB: 0 P: 18	1B: 5 2B: 0 3B: 0 HR: 2	SF: 0 SAC: 2 DP: 0 HBP: 1	WP: 0 PB: 0 SB: 1 CS: 1	PA: 36	
PITCHER	IP	WLS	BF	H	R	ER	SO	BB	IBB	HBP	BLK	WP	HR	S	P	ERA	WHIP				
18 Matt Cain, R ERA: 4.87 (1,1)	6.2	L	30	5	6	6	7	5	0	1	0	0	0	1	3	-	-				
53 Jonathan Sánchez, L ERA: 1.37 (7,1)	0.0		1	1	0	0	0	0	0	0	0	0	0	1	3	-	-				
31 Vinnie Chulk, R ERA: 4.86 (7,1)	1.1		5	1	0	0	1	0	0	0	0	0	0	15	25	0.00	0.750				

Batter	1	2	3	4	5	6	7	8	9	AB	R	H	RBI	BB	SO	LOB	TOP											
Alfonso Soriano, R (1, 7) OBP: 0.364, SLG: 0.596 13 Robert Fick, L (5, FH) OBP: 0.294, SLG: 0.342 (5, 9)	G4-3		1B		G6-3		F7		F7	2	0	1	0	0	0	0	Washington Nationals @ Los Angeles Dodgers Dodger Stadium, Los Angeles, CA Fri Jul 28, 2006, 7:40 PM PDT Att: 55,825 - Cloudy - 81 F											
Felipe Lopez, S (1, 6) OBP: 0.352, SLG: 0.386	F8		BB		G6-3			F7		3	0	0	0	1	0													
11 Ryan Zimmerman, R (1, 5) Damian Jackson, R (5, 5) OBP: 0.289, SLG: 0.402	G4-3		P4			K		K		2	0	0	0	0	1													
24 Nick Johnson, L (1, 3) Darvie Ward, L (5, 3) OBP: 0.400, SLG: 0.566		K				1B		1B		1	0	0	0	1	1													
25 Austin Kearns, R (1, 9) Bernie Castro, S (5, 7) (6, 4)		K				1B		1B		2	0	2	0	0	0													
Marlon Anderson, L (1, 4) 52 Saul Rivera, S (6, 1)										1	1	0	0	1	1													
44 Alex Escobar, R (9, FH) OBP: 0.444, SLG: 0.721	G4-3				G6-3			G4-3		3	0	1	0	0	0													
Ryan Church, L (1, 8) OBP: 0.347, SLG: 0.506						1B		G3		3	0	1	0	1	1													
Brian Schneider, L (1, 2) OBP: 0.298, SLG: 0.297								1B		4	0	2	1	0	0													
Tony Armas, R (1, 1) Roy Corcoran, R (4, 1) Luis Matos, R (6, 7) OBP: 0.273, SLG: 0.336								1B		1	0	0	0	0	2													
	G3							FC4-6		2	0	0	0	0	2													
										2	0	0	0	0	2													
Inning Stats	R: 0 E: 0 K: 0 S: 6	H: 0 LOB: 0 BB: 0 P: 12	R: 1 E: 0 K: 1 S: 17	H: 1 LOB: 2 BB: 2 P: 34	R: 0 E: 0 K: 1 S: 10	H: 1 LOB: 2 BB: 2 P: 22	R: 0 E: 0 K: 1 S: 8	H: 0 LOB: 0 BB: 0 P: 11	R: 0 E: 0 K: 2 S: 11	H: 2 LOB: 2 BB: 0 P: 16	R: 0 E: 0 K: 0 S: 5	H: 0 LOB: 0 BB: 0 P: 8	R: 0 E: 0 K: 1 S: 10	H: 1 LOB: 1 BB: 0 P: 14	R: 0 E: 0 K: 0 S: 8	H: 2 LOB: 2 BB: 0 P: 10	1B: 7 2B: 0 3B: 0 HR: 0	SF: 0 SAC: 0 DP: 1 HBP: 0	WP: 0 PB: 0 SB: 1 CS: 1	PA: 37								
PITCHER	IP	WLS	BF	H	R	ER	SO	BB	IBB	HBP	BLK	WP	HR	S	P	ERA	WHIP											
58 Chad Billingsley, R (1, 1) ERA: 3.93	6.0	W	25	4	1	1	5	5	0	0	0	0	0	0	59	111	1.50	1.500										
Brett Tomko, R (7, 1) ERA: 5.06	1.0		3	0	0	0	0	0	0	0	0	0	0	5	8	0.00	0.000											
Giovanni Carrara, R (8, 1) ERA: 2.3	1.0		4	1	0	0	1	0	0	0	0	0	0	10	14	0.00	1.000											
Elmer Dessens, R (9, 1) ERA: 4.26	1.0		5	2	0	0	0	0	0	0	0	0	0	8	10	0.00	2.000											

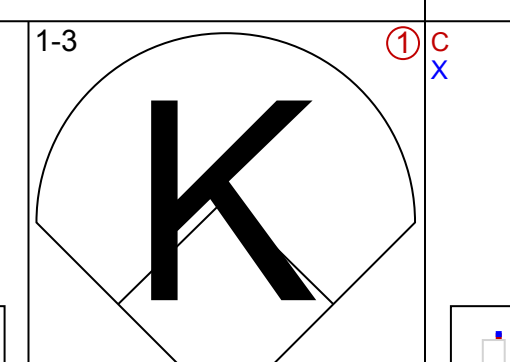
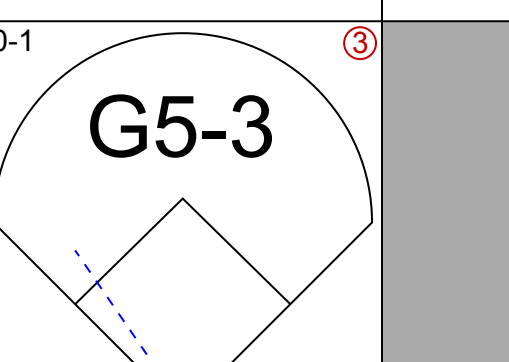
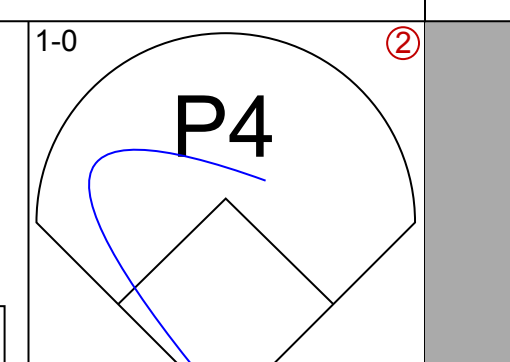
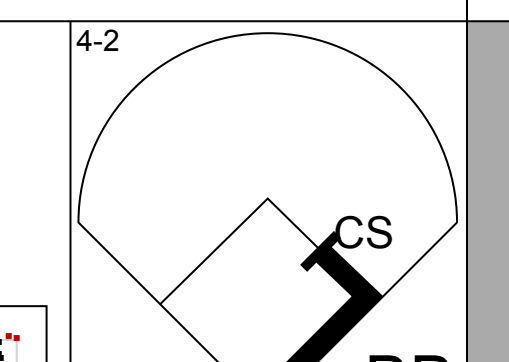
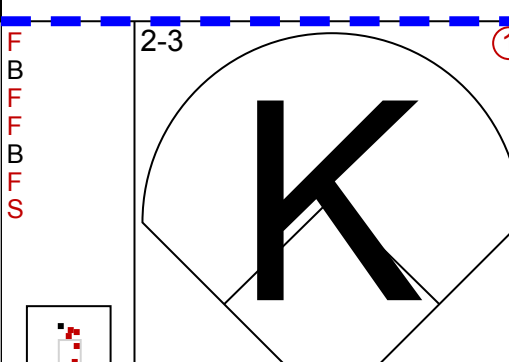
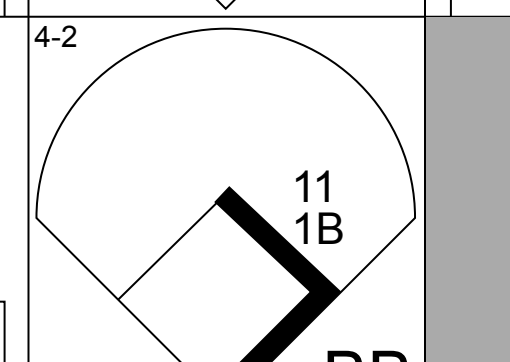
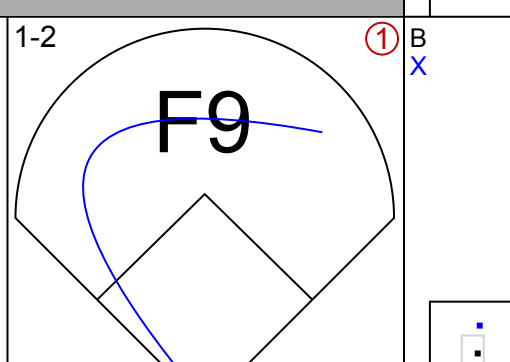
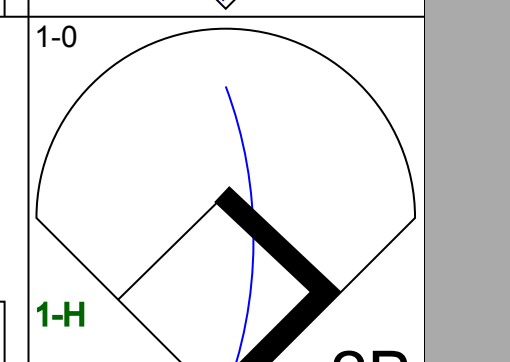
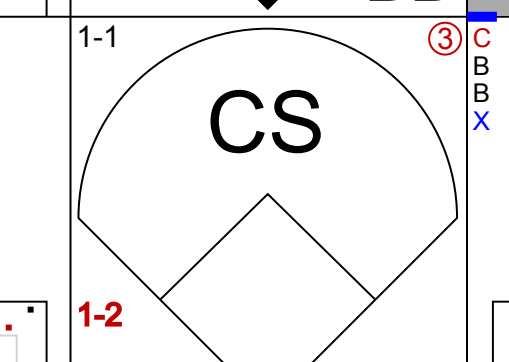
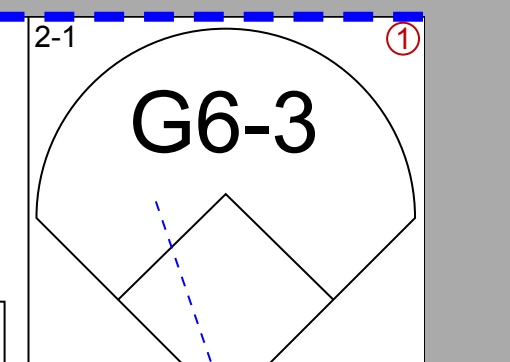
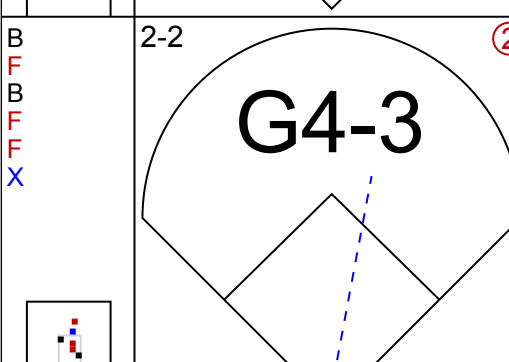
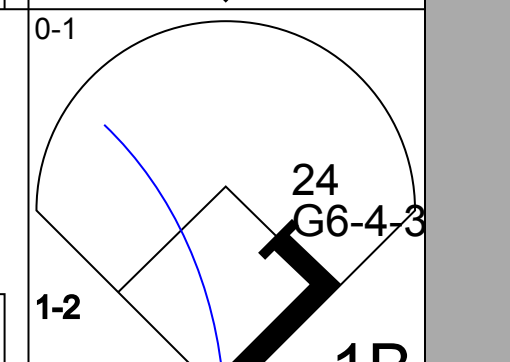
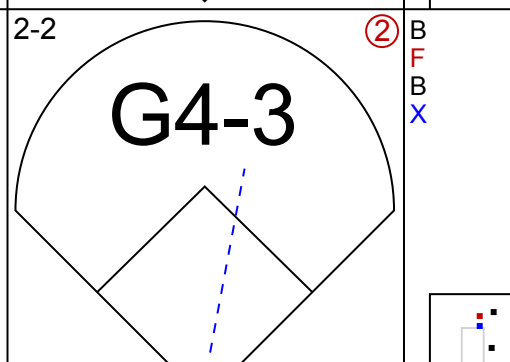
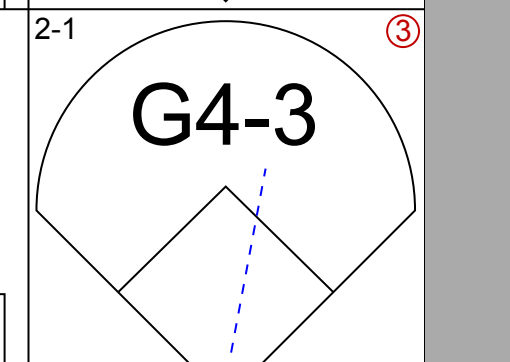
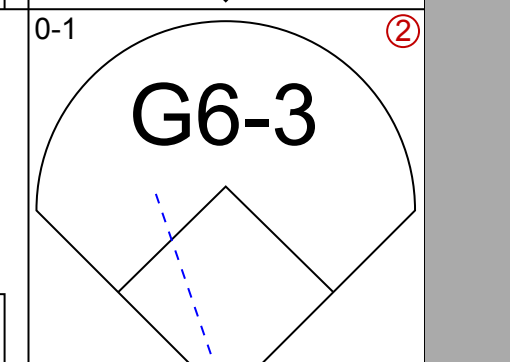
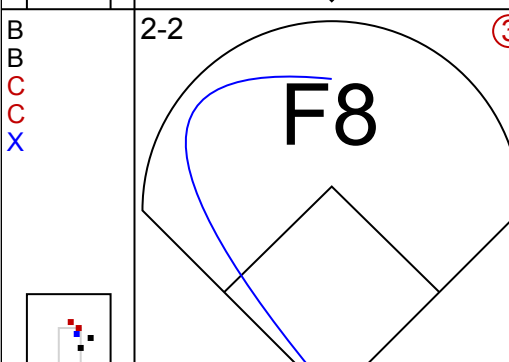
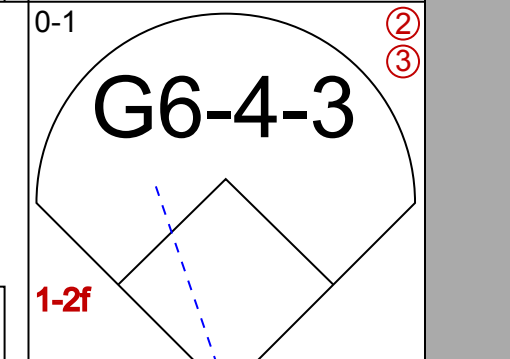
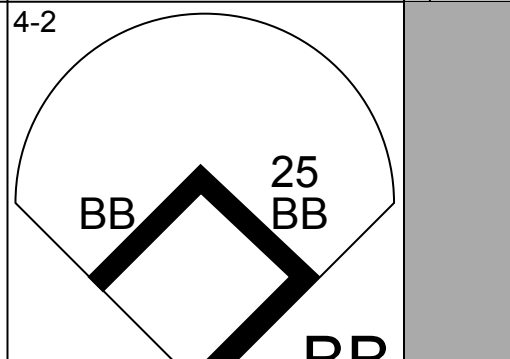
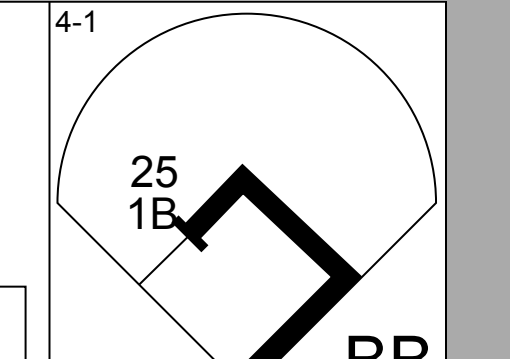
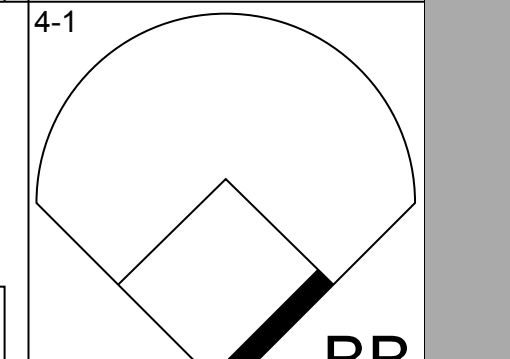

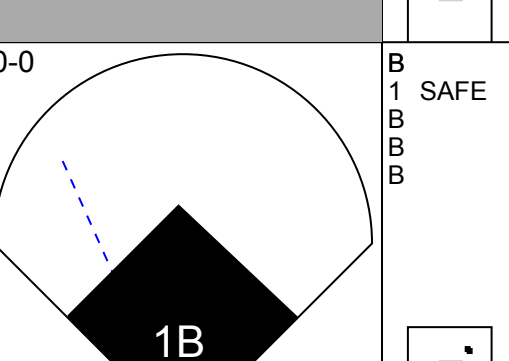
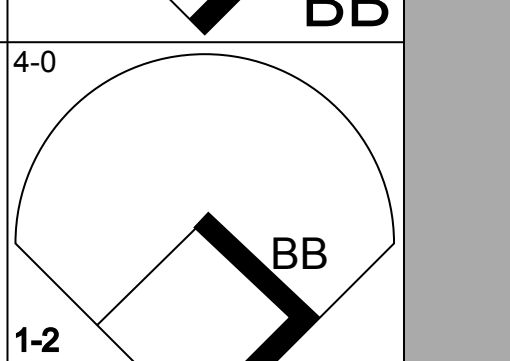

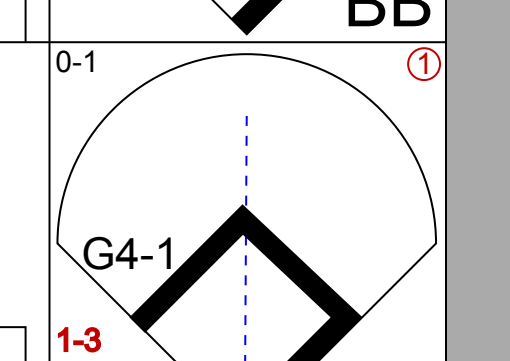
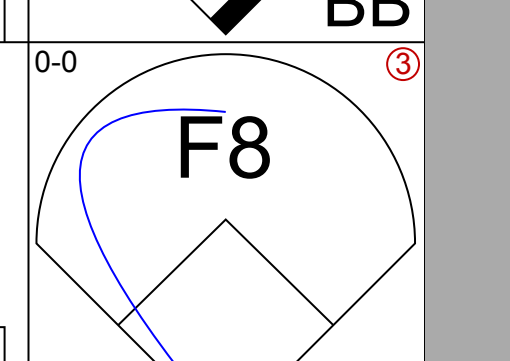

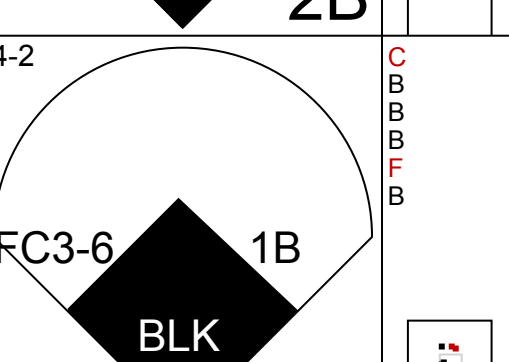
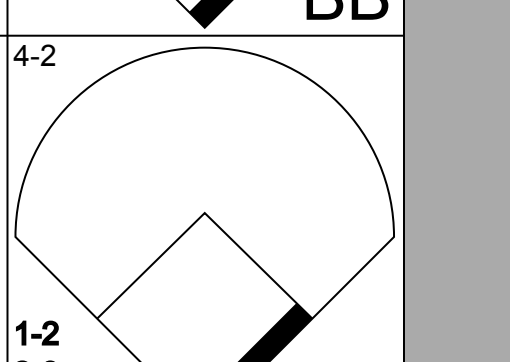

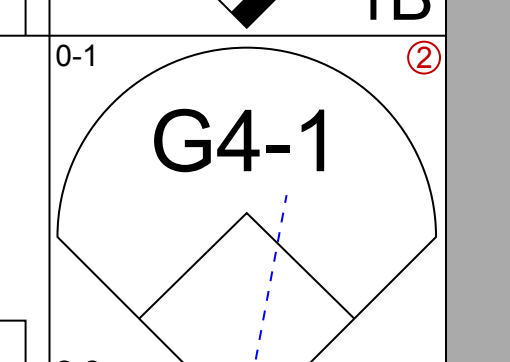
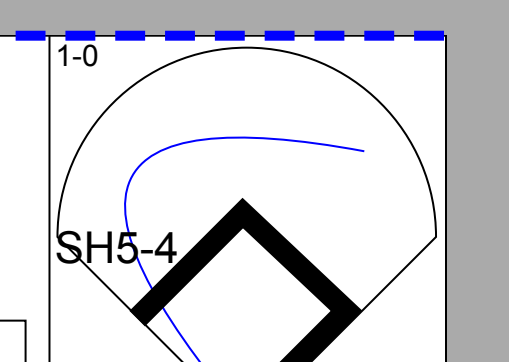

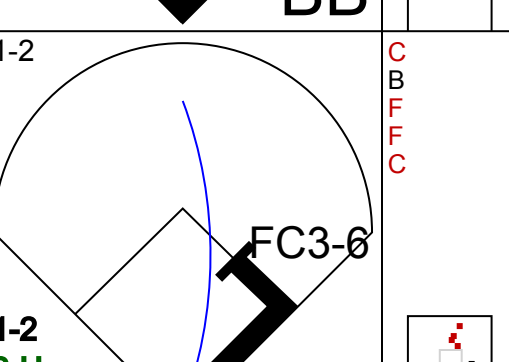
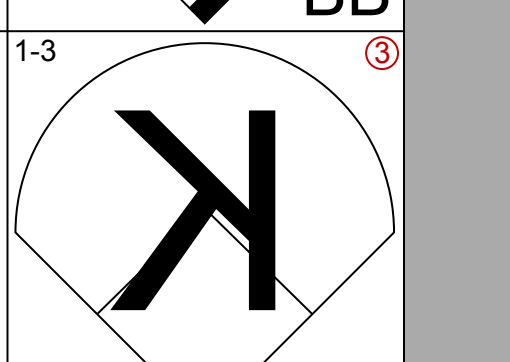

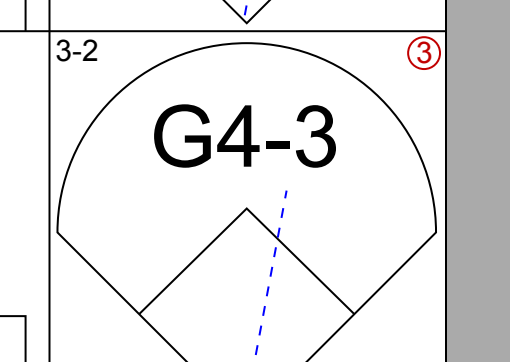
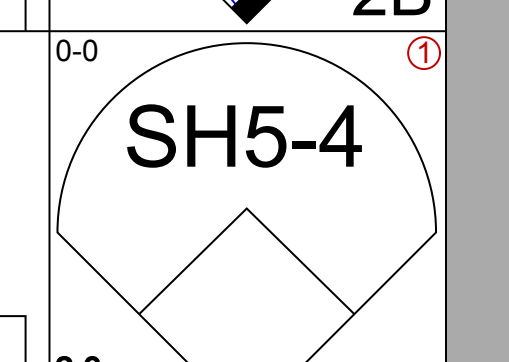

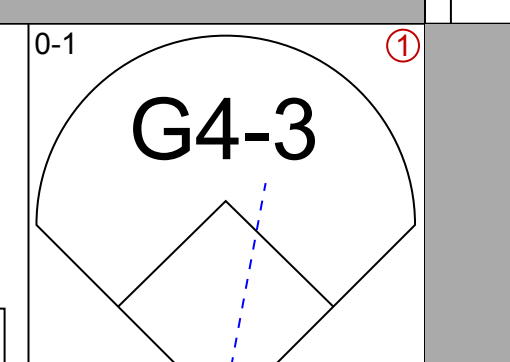
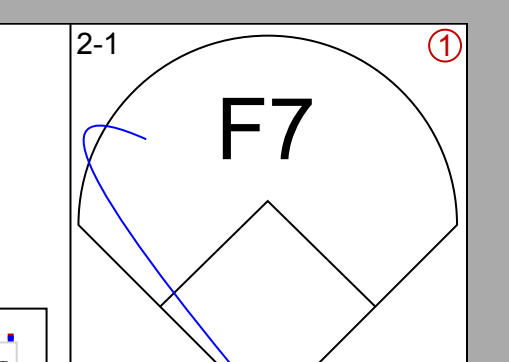
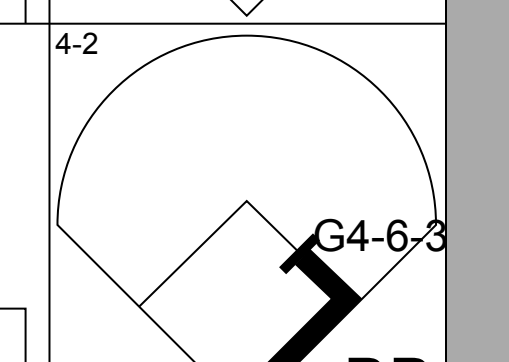

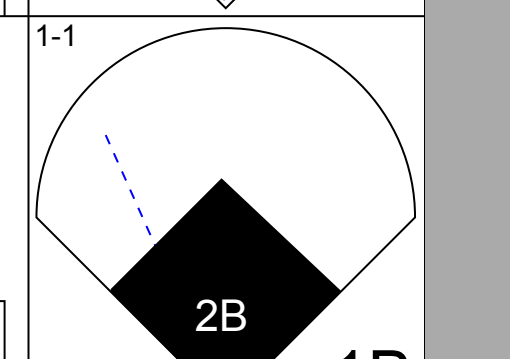
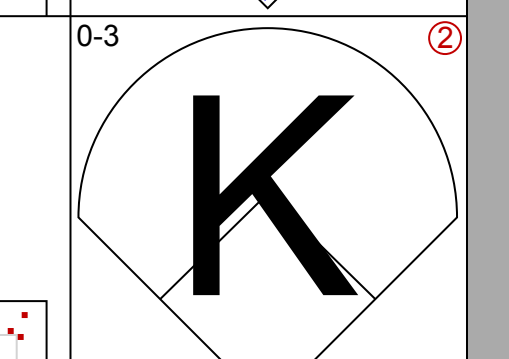
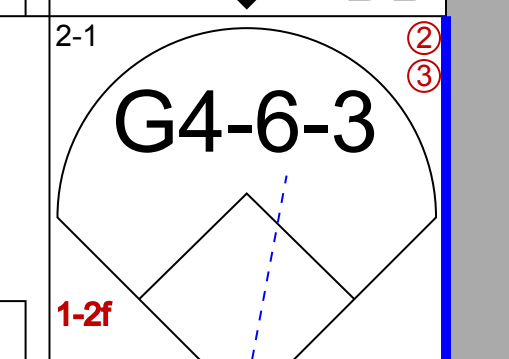
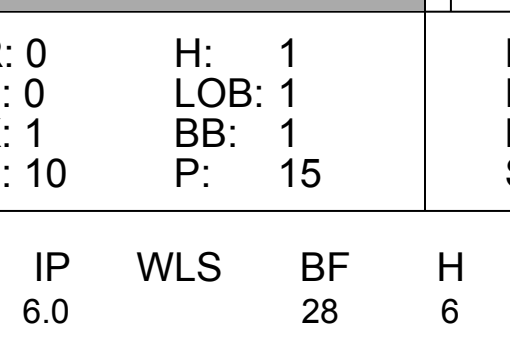
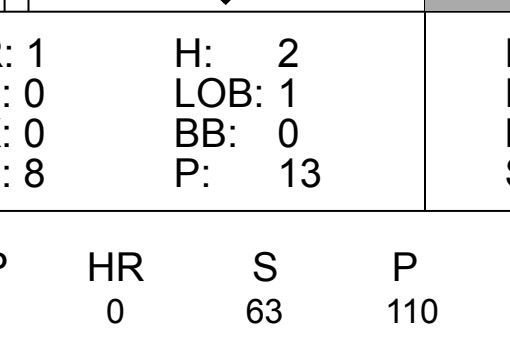
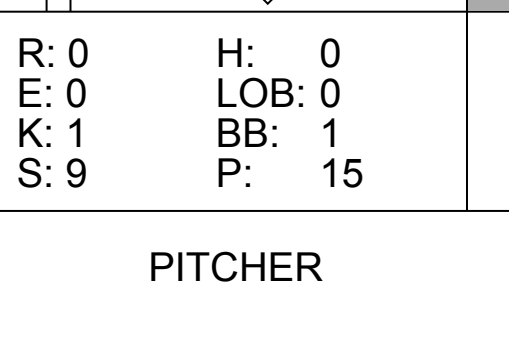
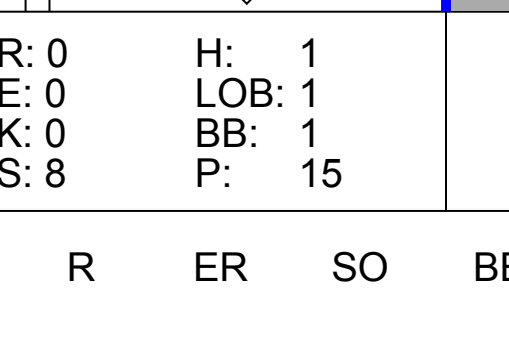

Batter	1	2	3	4	5	6	7	8	9	AB	R	H	RBI	BB	SO	LOB	BOTTOM											
15 Rafael Furcal, S (1, 6) OBP: 0.349, SLG: 0.371	K									3	2	1	0	2	2	1	Washington Nationals @ Los Angeles Dodgers Dodger Stadium, Los Angeles, CA Fri Jul 28, 2006, 7:40 PM PDT Att: 55,825 - Cloudy - 81 F											
Kenny Lofton, L (1, 8) OBP: 0.346, SLG: 0.379	L9									5	1	1	1	0	1	3												
J.D. Drew, L (1, 9) José Cruz Jr., S (7, 7) OBP: 0.352, SLG: 0.367	G4-3									3	1	1	4	1	0	2												
Olmedo Saenz, R (1, 3) OBP: 0.325, SLG: 0.557										3	1	1	1	0	0	2												
16 Andre Ethier, L (1, 7) Brett Tomko, R (7, 1) Ricky Ledee, L (7, FH) Giovanni Carrara, R (8, 1) Elmer Dessens, R (9, 1)										4	2	2	2	0	1	3												
55 Russell Martin, R (1, 2) OBP: 0.356, SLG: 0.443										5	3	3	1	0	0	2												
Cesar Izturis, S (1, 5) OBP: 0.298, SLG: 0.339										5	2	2	2	0	0	1												
18 Ramon Martinez, R (1, 4) OBP: 0.368, SLG: 0.378										5	0	1	1	0	0	1												
58 Chad Billingsley, R (1, 1) ERA: 4.79 17 Jason Repko, R (6, FH) OBP: 0.369, SLG: 0.486 (7, 9)										2	1	0	0	1	2	2												
										2	0	0	0	0	1	1												
Inning Stats	R: 0 E: 0 K: 1 S: 9	H: 0 LOB: 0 BB: 0 P: 13	R: 4 E: 0 K: 1 S: 23	H: 4 LOB: 2 BB: 1 P: 38	R: 2 E: 0 K: 0 S: 14	H: 3 LOB: 0 BB: 0 P: 21	R: 5 E: 1 K: 0 S: 16	H: 3 LOB: 1 BB: 2 P: 32	R: 1 E: 1 K: 2 S: 14	H: 1 LOB: 1 BB: 1 P: 26	R: 1 E: 1 K: 1 S: 15	H: 1 LOB: 1 BB: 0 P: 19	R: 0 E: 0 K: 1 S: 13	H: 0 LOB: 2 BB: 1 P: 22	R: 0 E: 0 K: 0 S: 6	H: 0 LOB: 0 BB: 0 P: 9	1B: 8 2B: 0 3B: 1 HR: 3	SF: 0 SAC: 0 DP: 1 HBP: 2	WP: 1 PB: 0 SB: 0 CS: 0	PA: 45								
PITCHER	IP	WLS	BF	H	R	ER	SO	BB	IBB	HBP	BLK	WP	HR	S	P	ERA	WHIP											
Tony Armas, R (1, 1) ERA: 4.79	3.0	L	17	7	6	6	2	1	0	0	0	0	0	2	46	72	18.00	2.667										
Roy Corcoran, R (4, 1) ERA: 14.73	2.0		15	4	6	5	2	3	0	0	0	0	1	30	58	22.50	3.500											
52 Saul Rivera, R (6, 1) ERA: 4.61	3.0		13	1	1	0	3	1	0	1	0	1	0	34	50	0.00	0.667											

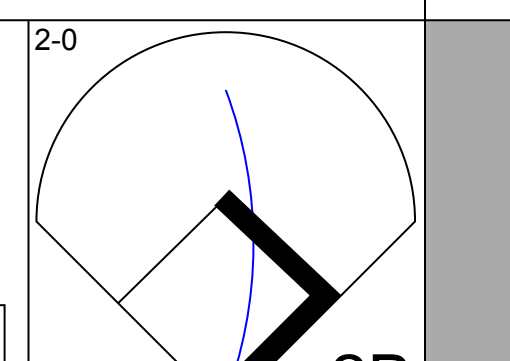
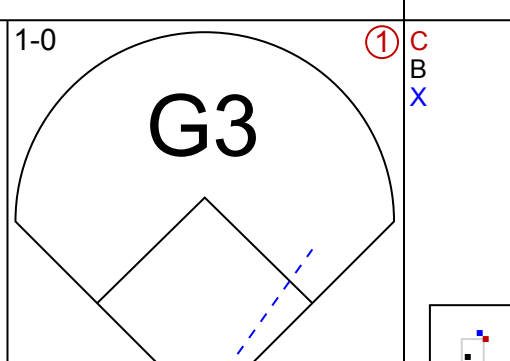
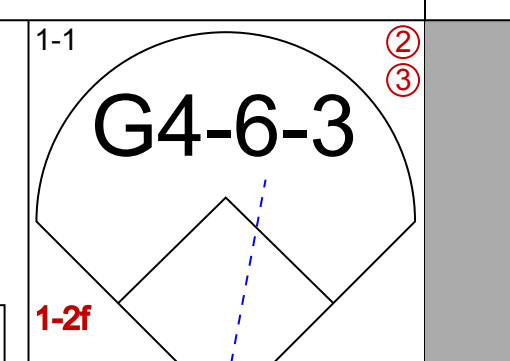
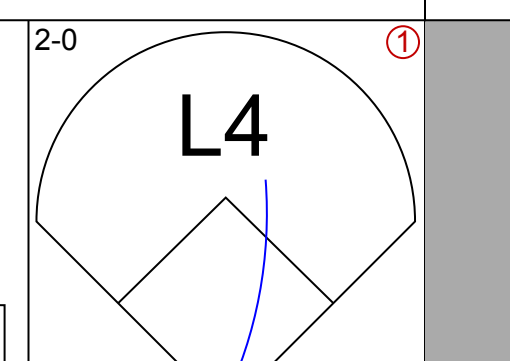
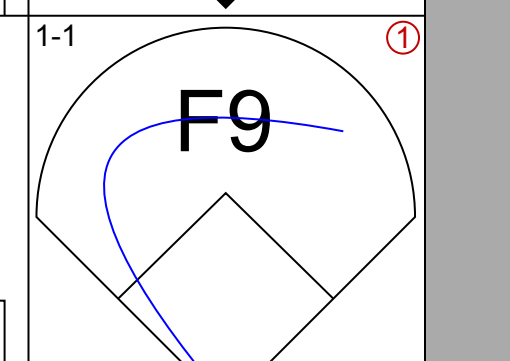
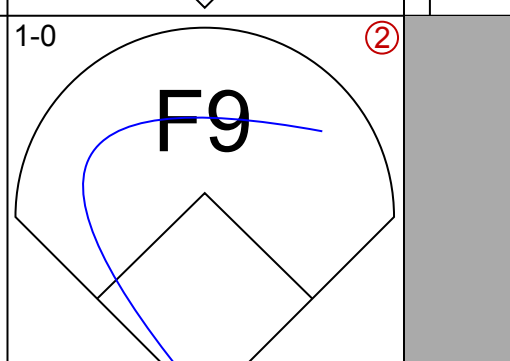
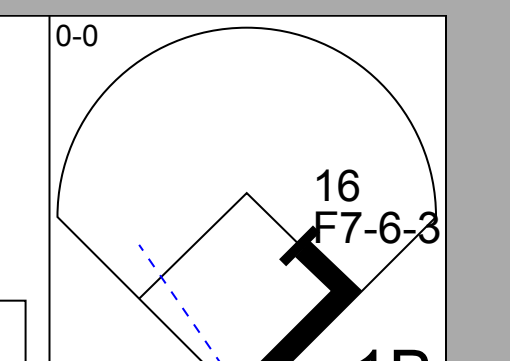
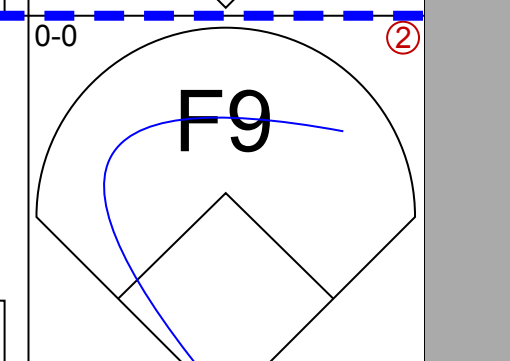
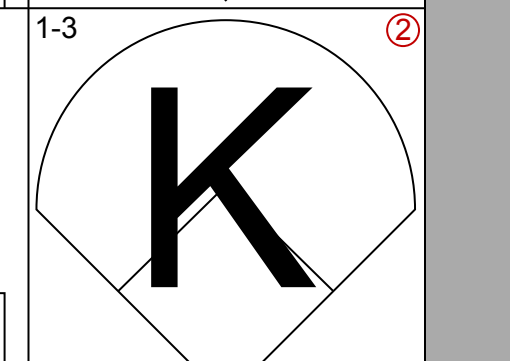
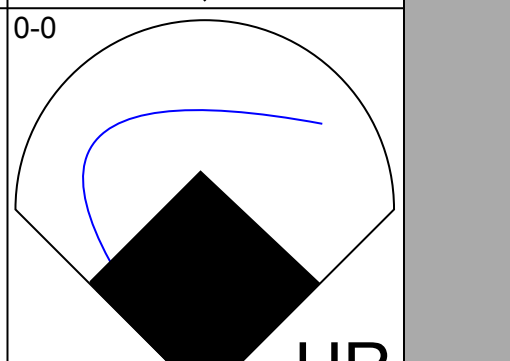
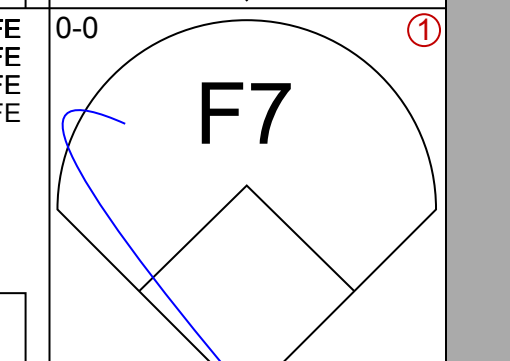
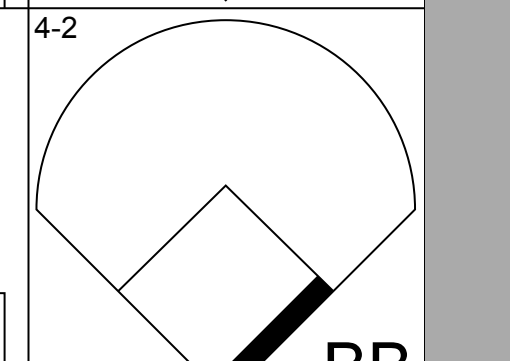
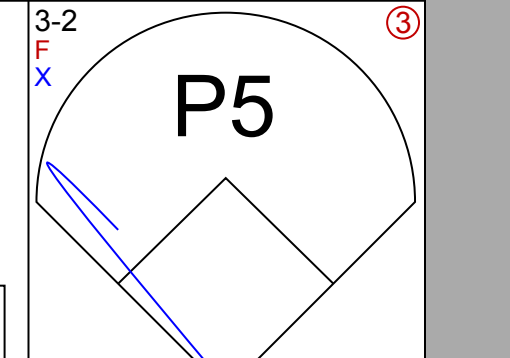
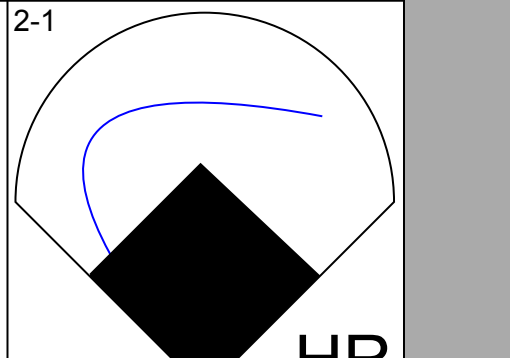
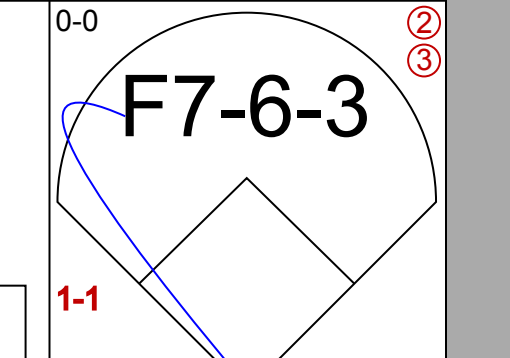
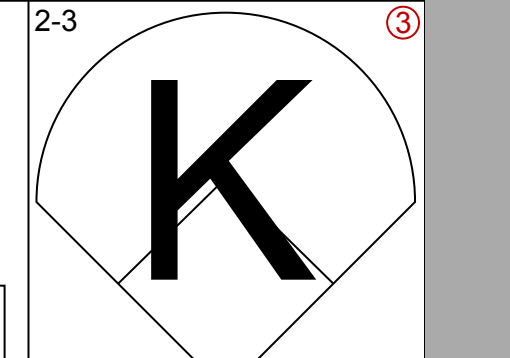

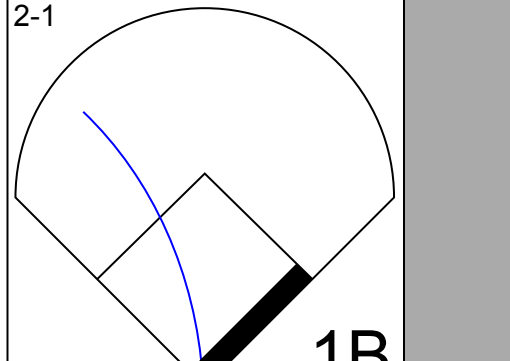



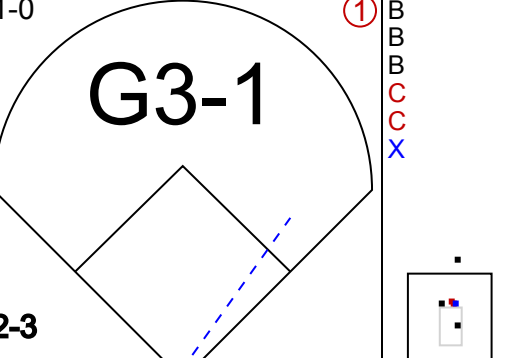
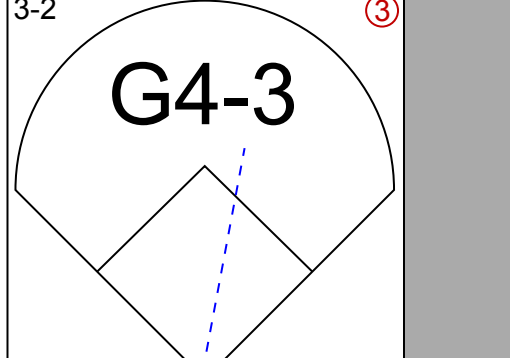
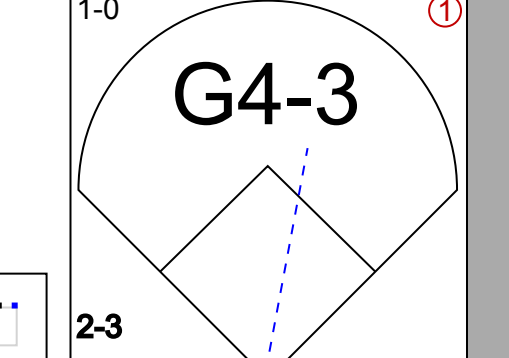
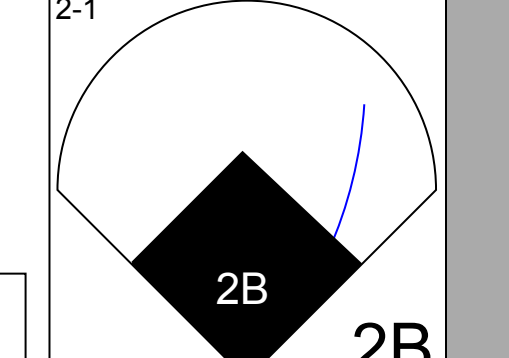


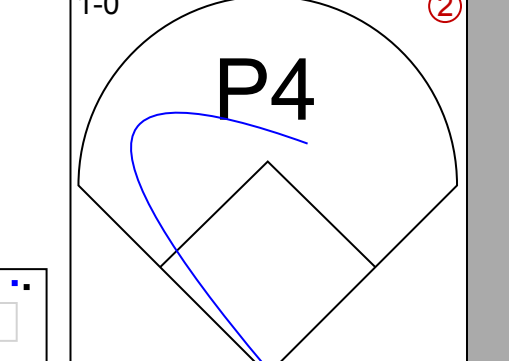
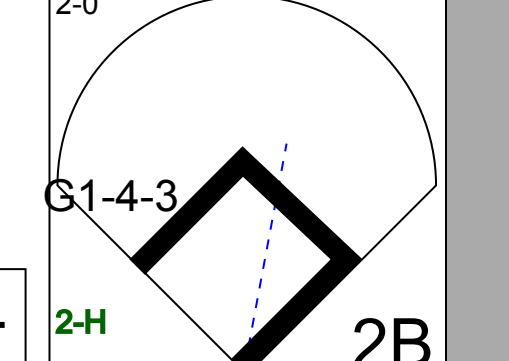


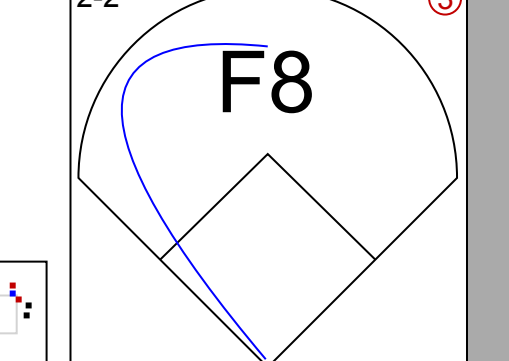
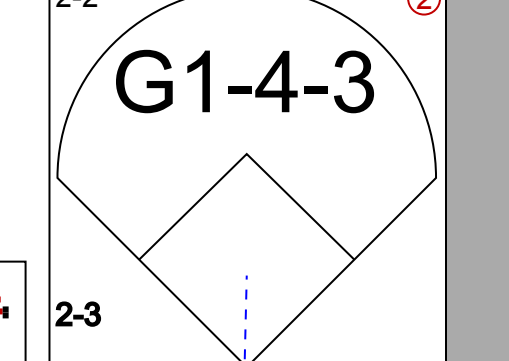

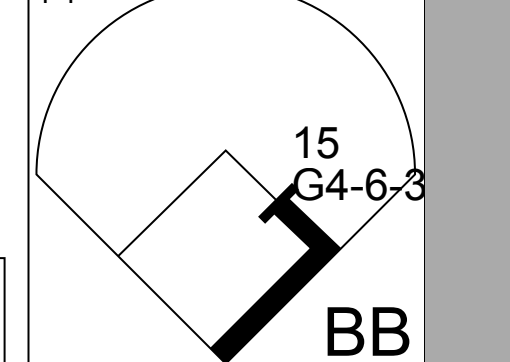

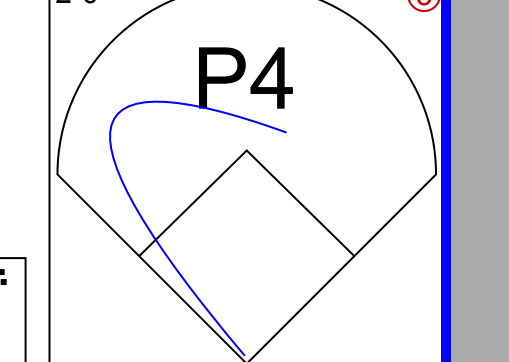
AB	32
R	1
H	7
RBI	1
BB	5
SO	6
LOB	15





AB	38
R	13
H	12
RBI	12
BB	5
SO	7
LOB	20

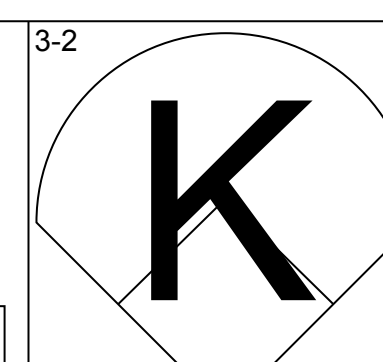
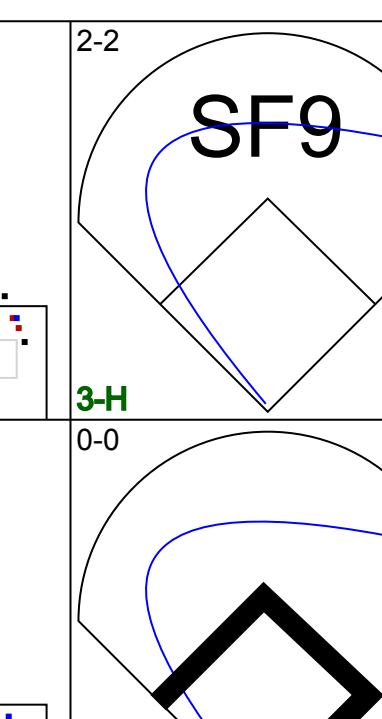
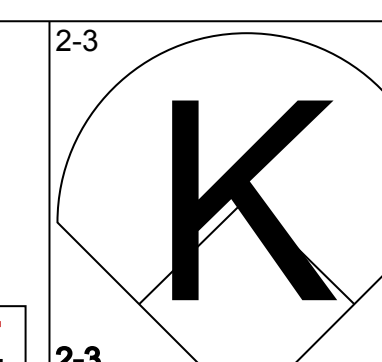
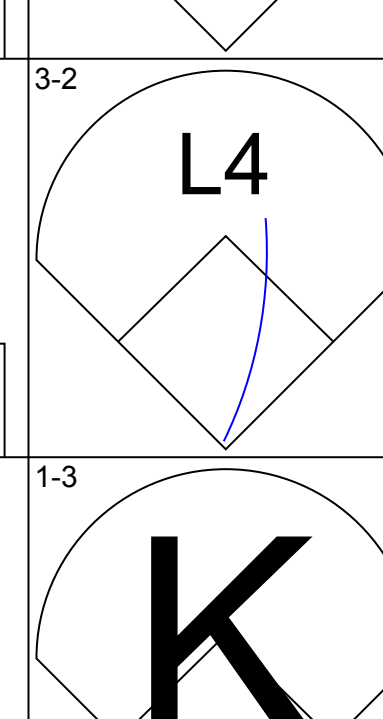
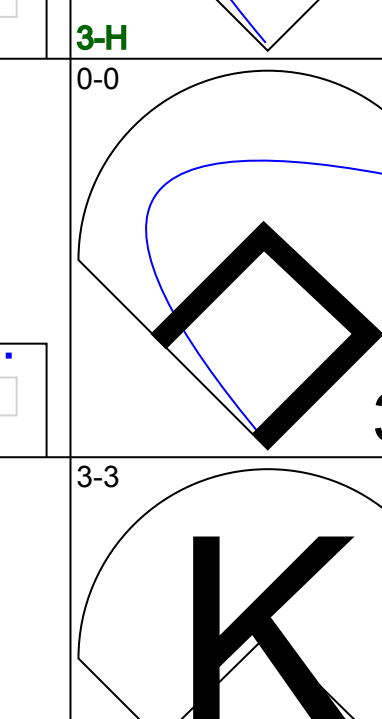
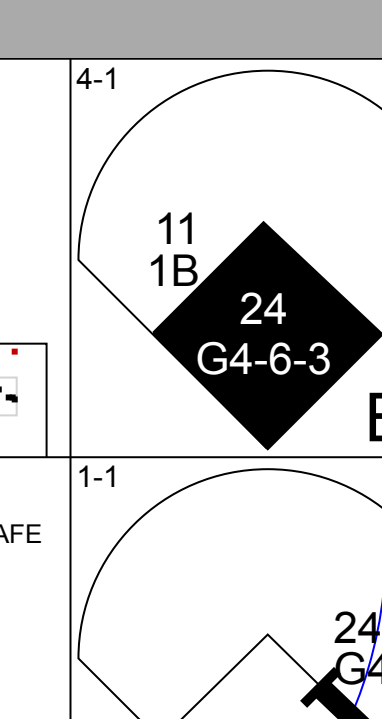
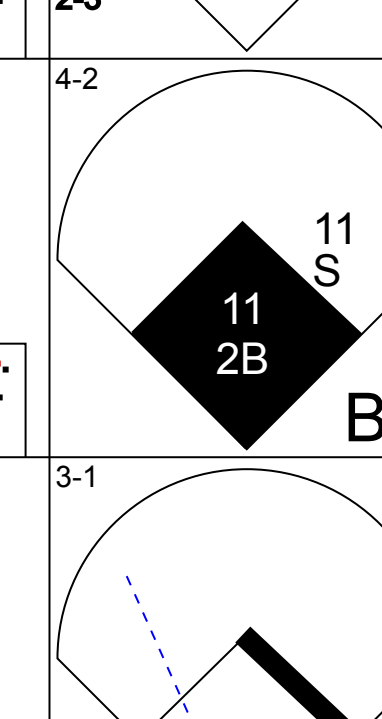
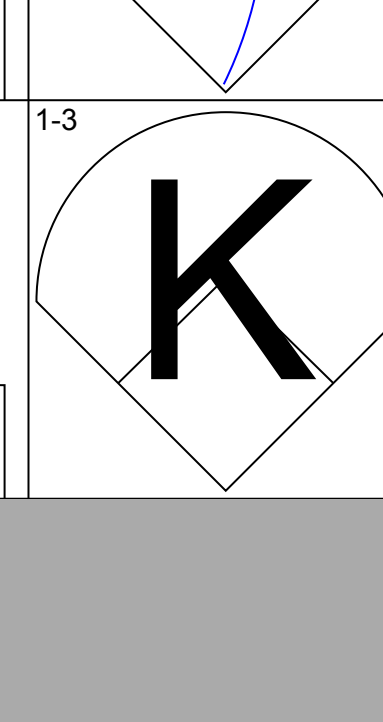
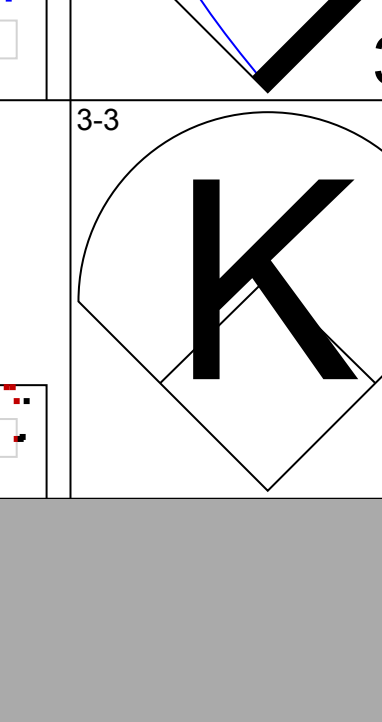
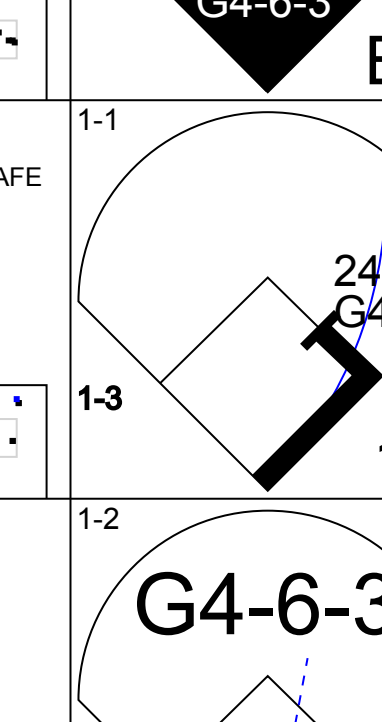
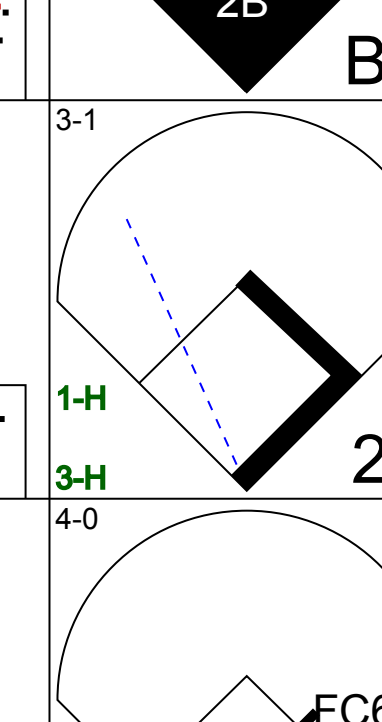
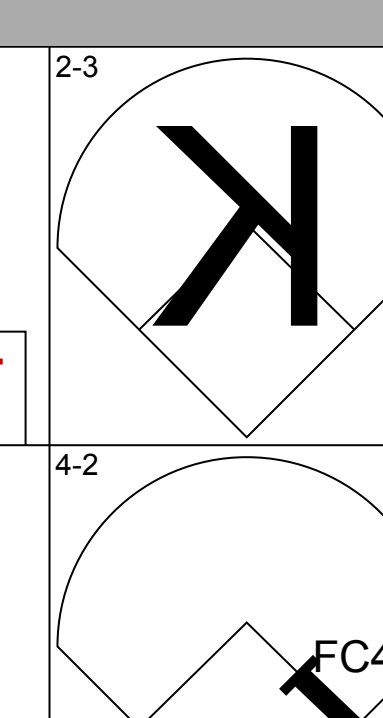
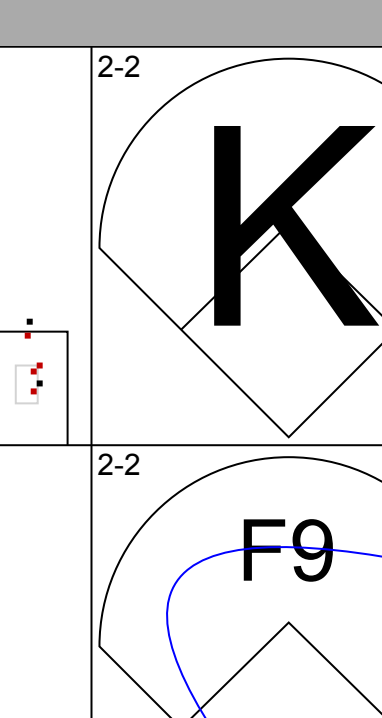
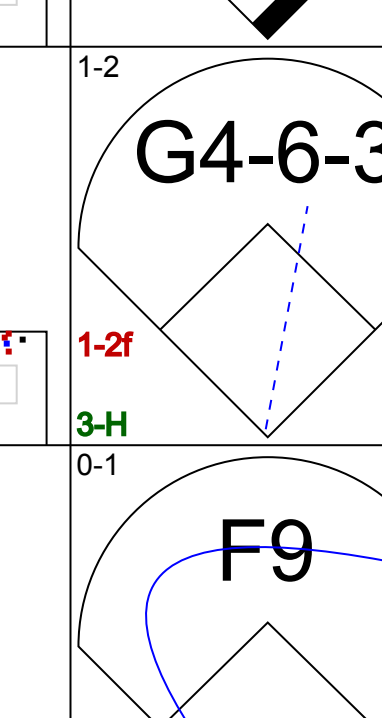
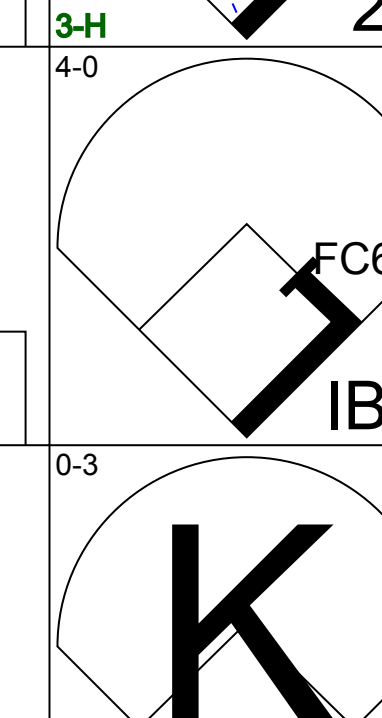
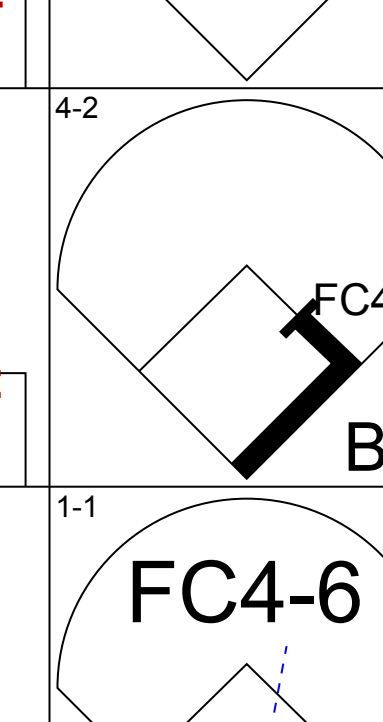
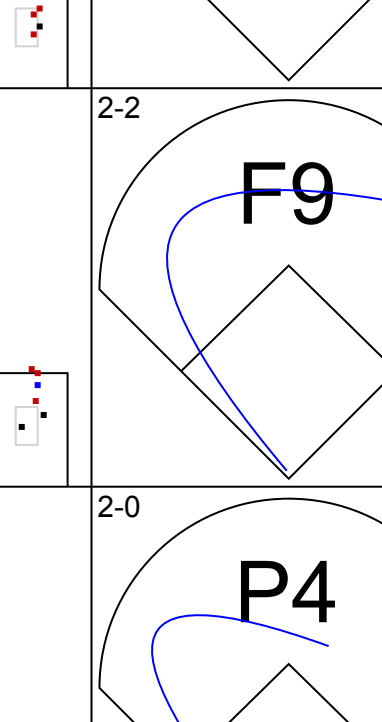
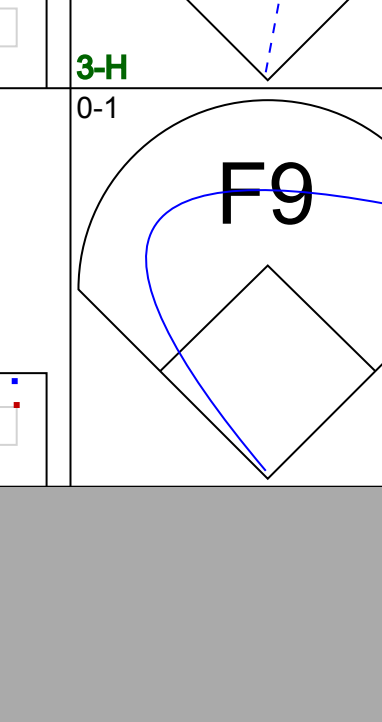
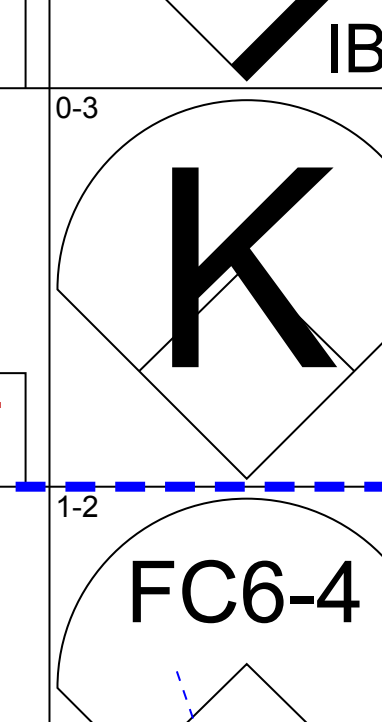
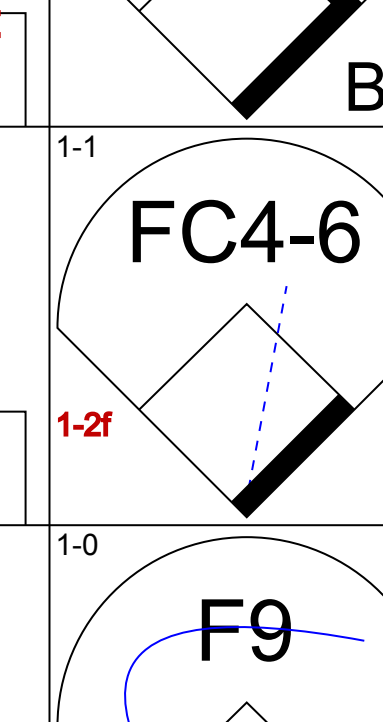
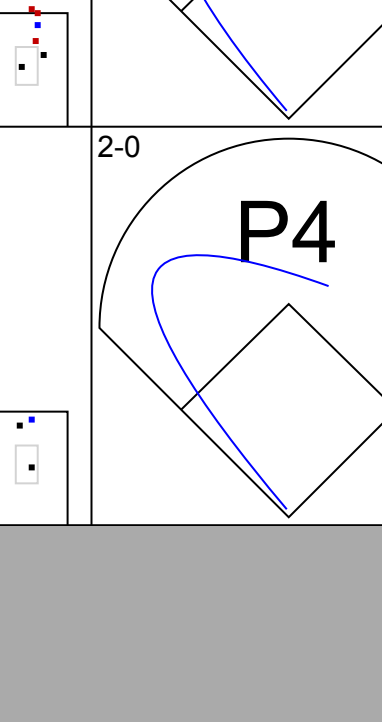
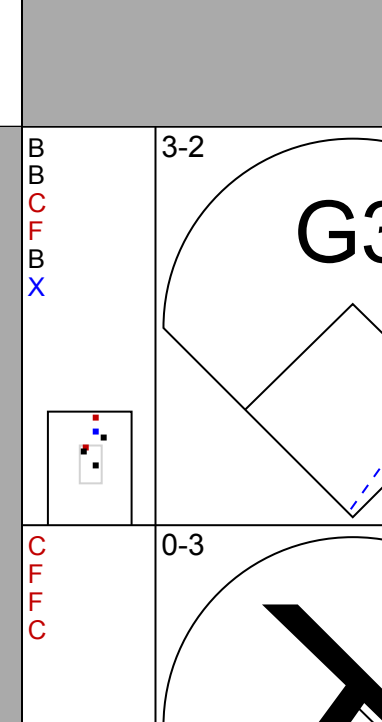
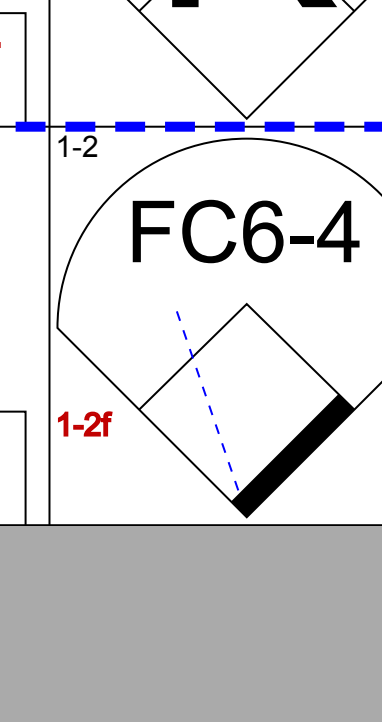
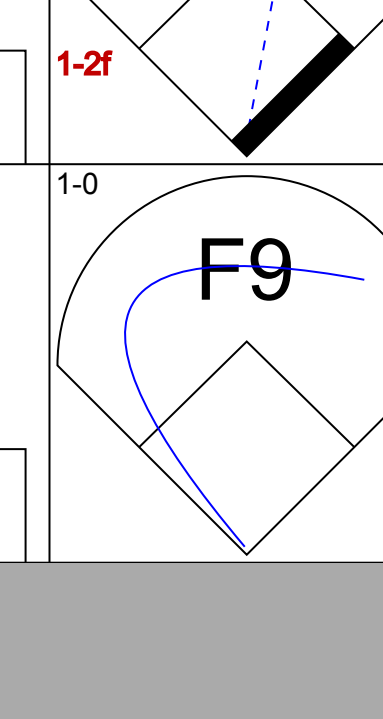
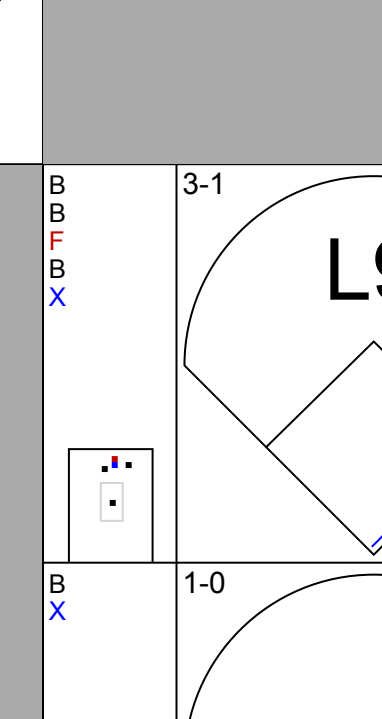
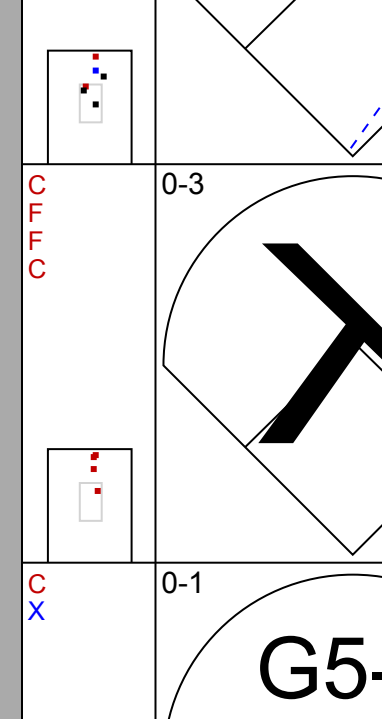
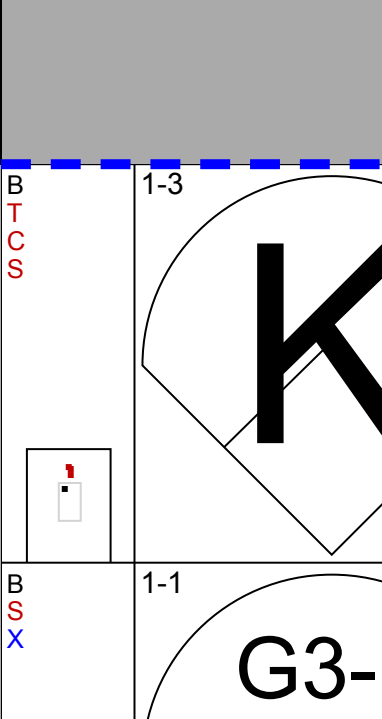
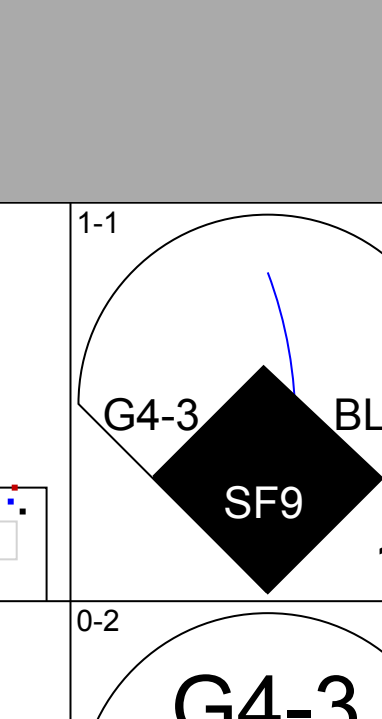
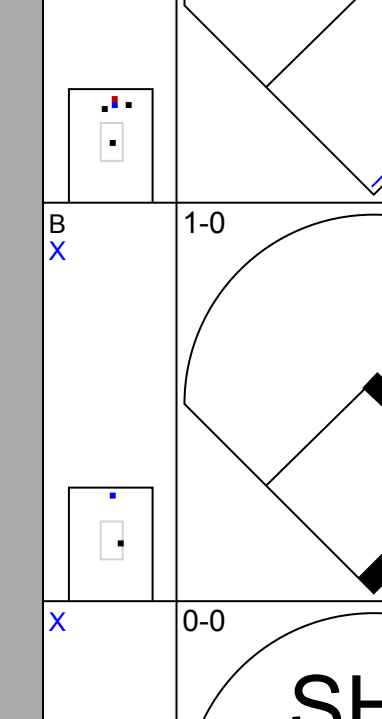
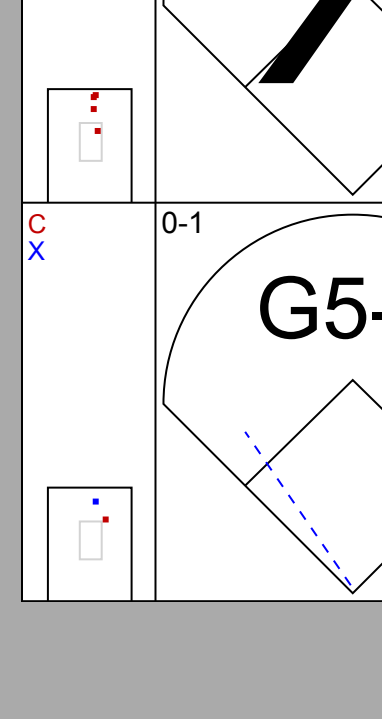
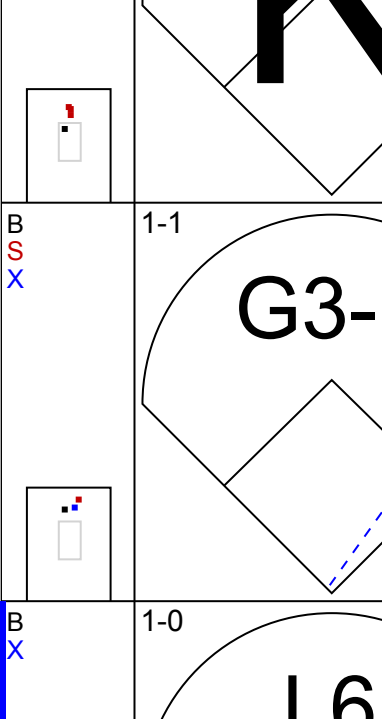
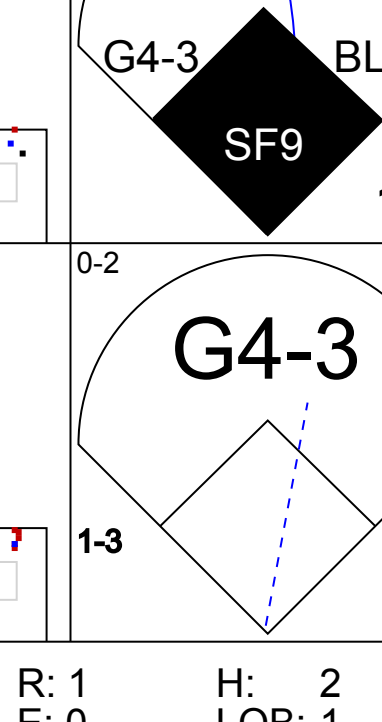
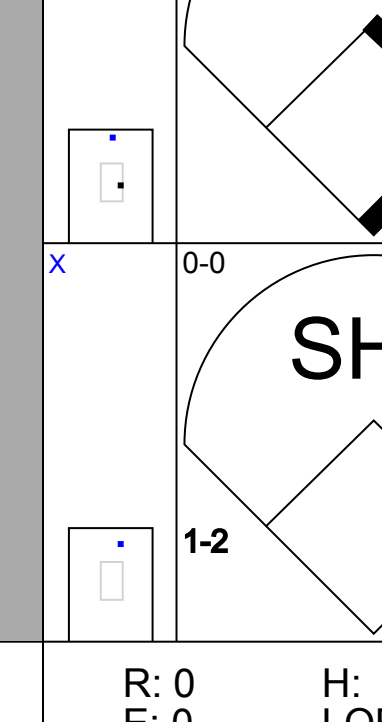
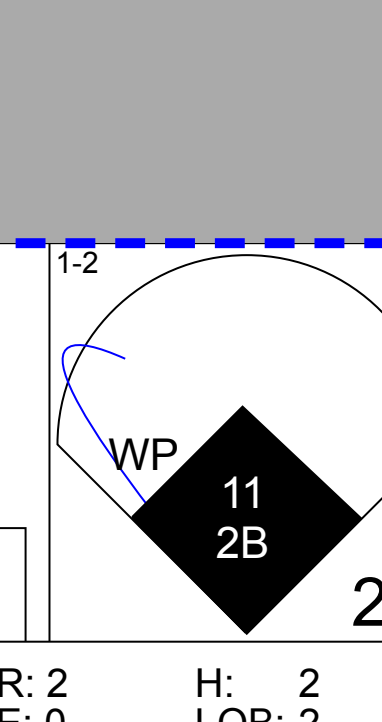
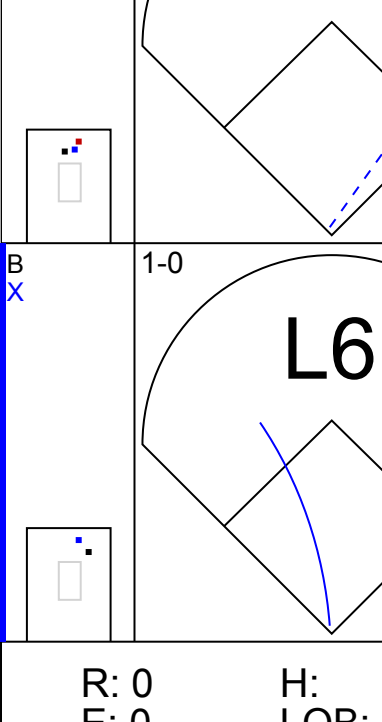


Batter	1	2	3	4	5	6	7	8	9	AB	R	H	RBI	BB	SO	LOB	TOP			
Alfonso Soriano, R OBP: 0.363, SLG: 0.587										4	0	0	0	1	2	2	<p>Washington Nationals @ Los Angeles Dodgers Dodger Stadium, Los Angeles, CA Sun Jul 30 2006, 1:10 PM PDT Att: 43,346 - Sunny - 81 F</p> <p>livebaseballscorecards.com</p>			
Felipe Lopez, S OBP: 0.355, SLG: 0.388										4	0	1	1	1	0	0				
11 Ryan Zimmerman, R (1,5) OBP: 0.351, SLG: 0.470										5	0	1	0	0	0	1				
24 Nick Johnson, L OBP: 0.435, SLG: 0.534										1	0	0	0	3	0	2				
25 Austin Kearns, R (1,9)										3	1	2	0	1	0	1				
Ryan Church, L OBP: 0.388, SLG: 0.511										2	1	1	0	2	0	1				
Damian Jackson, R OBP: 0.291, SLG: 0.400										3	0	1	1	0	1	4				
Brian Schneider, L OBP: 0.297, SLG: 0.295										1	0	0	0	0	0	2				
13 Robert Fick, L (4, PH) OBP: 0.295, SLG: 0.333										2	0	0	0	1	0	0				
Ramon Ortiz, R OBP: 0.146, SLG: 0.103										3	1	1	0	0	1	1				
59 Micah Bowie, L (7, 1) Daryle Ward, L (8, PH) Jon Rauch, R (8, 1)										0	0	0	0	0	0	0				
Inning Stats	R: 0 E: 0 K: 1 S: 10	H: 1 LOB: 1 BB: 1 P: 15	R: 2 E: 0 K: 0 S: 14	H: 2 LOB: 1 BB: 2 P: 22	R: 0 E: 0 K: 1 S: 14	H: 0 LOB: 3 BB: 3 P: 30	R: 1 E: 0 K: 0 S: 8	H: 2 LOB: 1 BB: 0 P: 13	R: 0 E: 0 K: 1 S: 9	H: 0 LOB: 0 BB: 1 P: 15	R: 0 E: 0 K: 0 S: 6	H: 0 LOB: 1 BB: 1 P: 12	R: 0 E: 0 K: 0 S: 8	H: 1 LOB: 1 BB: 1 P: 15	R: 0 E: 0 K: 1 S: 12	H: 0 LOB: 0 BB: 0 P: 18	1B: 4 2B: 3 3B: 0 HR: 0	SF: 0 SAC: 1 DP: 2 HBP: 0	WP: 0 PB: 0 SB: 0 CS: 1	PA: 40
PITCHER	IP WLS BF H R ER SO BB IBB HBP BLK WP HR S P ERA WHIP																			
Mark Hendrickson, L (1, 1) ERA: 4.11	6.0	28	6	3	3	3	7	0	0	1	0	0	63	110	4.50	2.167				
Brett Tomko, R (7, 1) ERA: 5.0	1.0	4	0	0	0	0	1	0	0	0	0	0	6	12	0.00	1.000				
51 Jonathan Broxton, R (8, 1) ERA: 3.28	1.0	W	4	1	0	0	1	0	0	0	0	0	8	15	0.00	2.000				
44 Takashi Saito, R (9, 1) ERA: 2.49	1.0	S	3	0	0	0	1	0	0	0	0	0	12	18	0.00	0.000				

Batter	1	2	3	4	5	6	7	8	9	AB	R	H	RBI	BB	SO	LOB	BOTTOM			
15 Rafael Furcal, S (1,6) OBP: 0.351, SLG: 0.381										4	0	1	0	0	0	2	<p>Washington Nationals @ Los Angeles Dodgers Dodger Stadium, Los Angeles, CA Sun Jul 30 2006, 1:10 PM PDT Att: 43,346 - Sunny - 81 F</p> <p>livebaseballscorecards.com</p>			
Kenny Lofton, L (1,8) OBP: 0.346, SLG: 0.379										3	0	1	0	0	0	1				
17 Jason Repko, R (7, PH) OBP: 0.371, SLG: 0.481										1	0	0	0	0	0	0				
J.D. Drew, L (1,9) OBP: 0.373, SLG: 0.457										3	1	1	1	1	1	2				
16 Andre Ethier, L (1,7) OBP: 0.393, SLG: 0.559										4	1	1	1	0	1	3				
Wilson Betemit, S (1,5) OBP: 0.351, SLG: 0.512										4	0	3	0	0	0	0				
7 James Loney, L (1,3) OBP: 0.292, SLG: 0.318										4	1	1	0	0	0	3				
Cesar Izturis, S (1,4) OBP: 0.302, SLG: 0.353										4	0	2	1	0	0	2				
Toby Hall, R (1,2) OBP: 0.266, SLG: 0.388										3	0	0	0	1	1	3				
Mark Hendrickson, L (1, 1) ERA: 4.84	6.1	28	9	3	3	3	1	1	0	0	0	0	9	15	0.00	1.579				
59 Micah Bowie, L (7, 1) ERA: 1.2	0.2	3	0	0	0	1	1	0	0	0	0	0	9	15	0.00	1.500				
Jon Rauch, R (8, 1) ERA: 3.21	1.0	L	5	2	1	1	0	0	0	0	0	0	12	20	9.00	2.000				
Inning Stats	R: 0 E: 0 K: 1 S: 14	H: 1 LOB: 1 BB: 0 P: 21	R: 0 E: 0 K: 1 S: 9	H: 1 LOB: 2 BB: 1 P: 16	R: 2 E: 0 K: 0 S: 10	H: 3 LOB: 1 BB: 0 P: 19	R: 0 E: 0 K: 1 S: 8	H: 1 LOB: 1 BB: 1 P: 18	R: 0 E: 0 K: 0 S: 3	H: 1 LOB: 0 BB: 0 P: 3	R: 0 E: 0 K: 0 S: 9	H: 1 LOB: 1 BB: 1 P: 16	R: 1 E: 0 K: 1 S: 12	H: 2 LOB: 1 BB: 1 P: 22	R: 1 E: 0 K: 0 S: 12	H: 2 LOB: 1 BB: 0 P: 20	1B: 2 2B: 7 3B: 0 HR: 3	SF: 0 SAC: 0 DP: 2 HBP: 0	WP: 0 PB: 0 SB: 0 CS: 0	PA: 36
PITCHER	IP WLS BF H R ER SO BB IBB HBP BLK WP HR S P ERA WHIP																			
Ramon Ortiz, R (1, 1) ERA: 4.84	6.1	28	9	3	3	3	1	1	0	0	0	0	9	15	0.00	1.579				
59 Micah Bowie, L (7, 1) ERA: 1.2	0.2	3	0	0	0	1	1	0	0	0	0	0	9	15	0.00	1.500				
Jon Rauch, R (8, 1) ERA: 3.21	1.0	L	5	2	1	1	0	0	0	0	0	0	12	20	9.00	2.000				

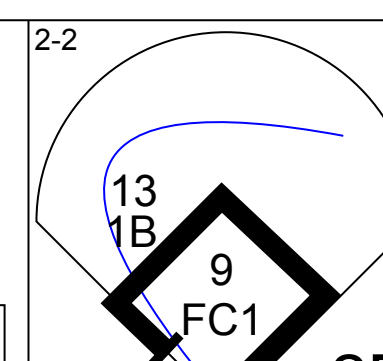
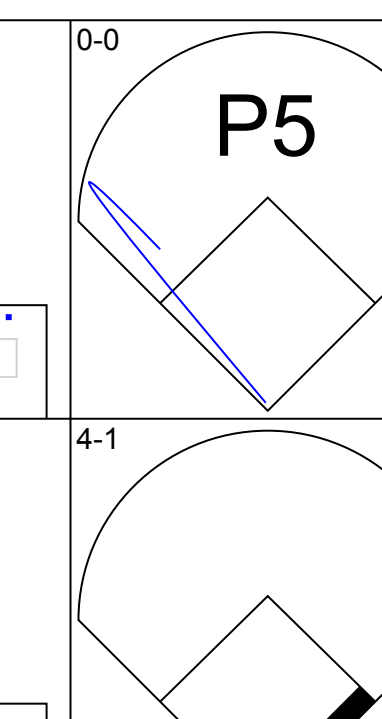
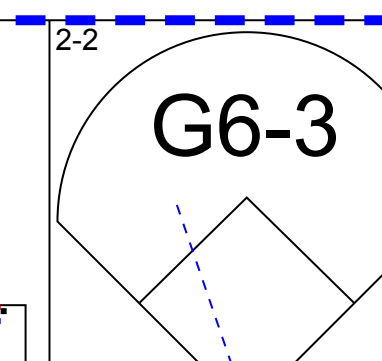
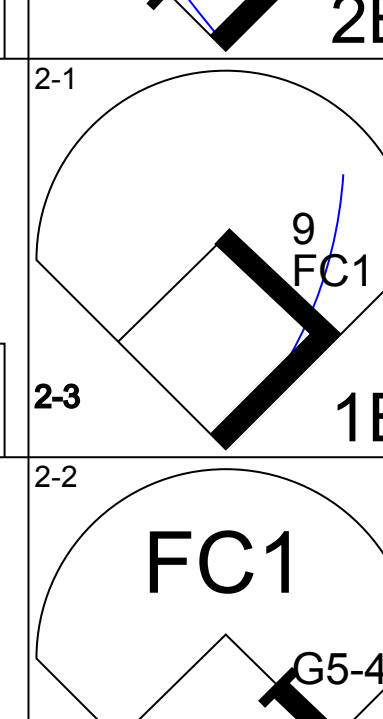
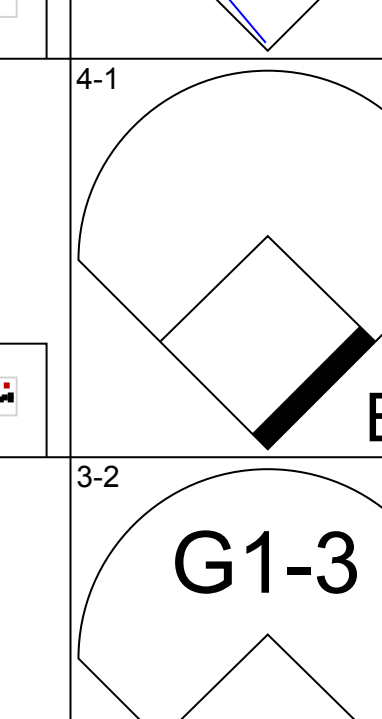
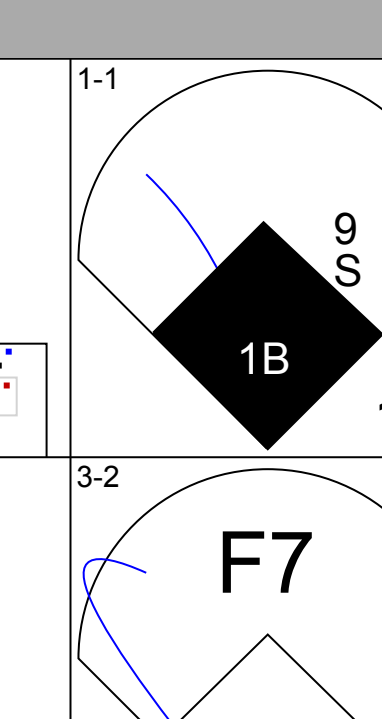
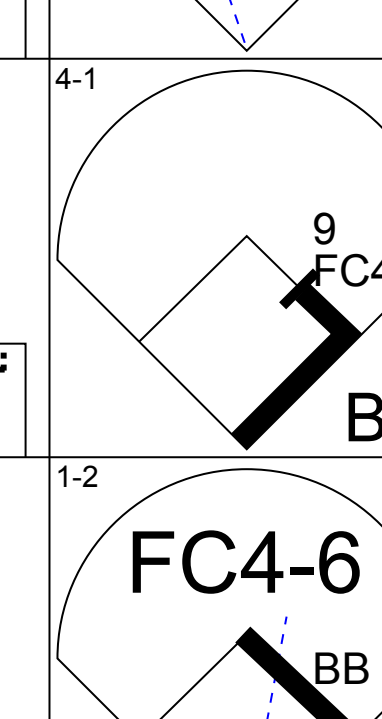
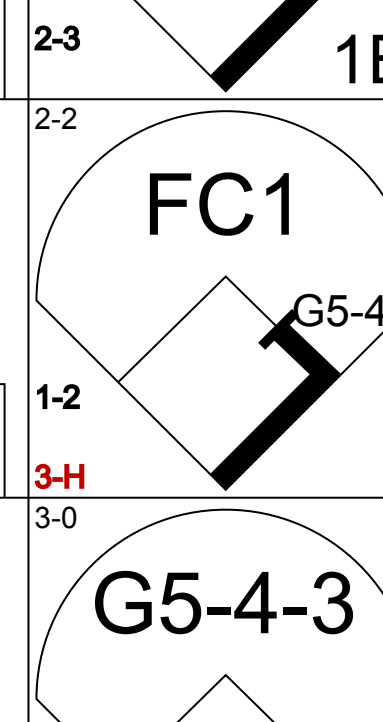
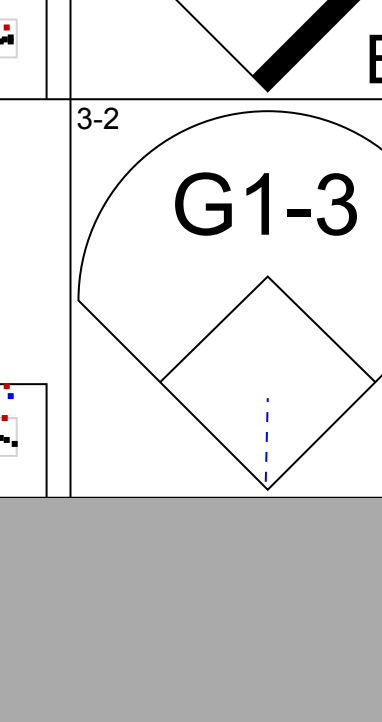
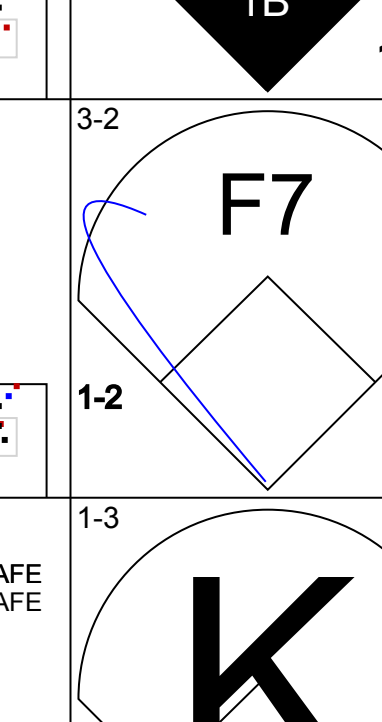
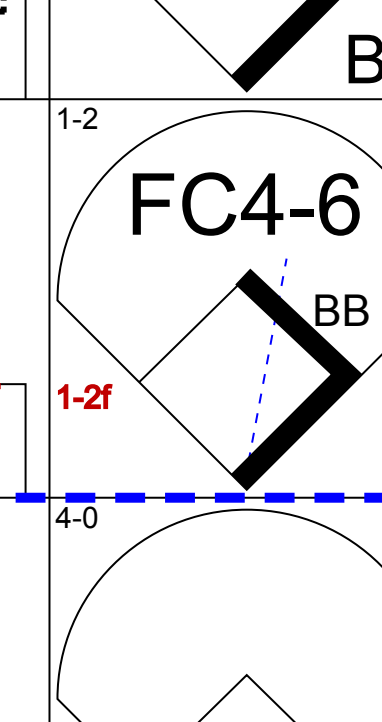
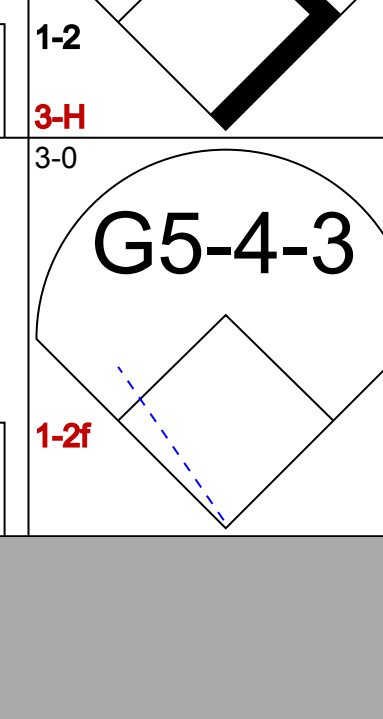
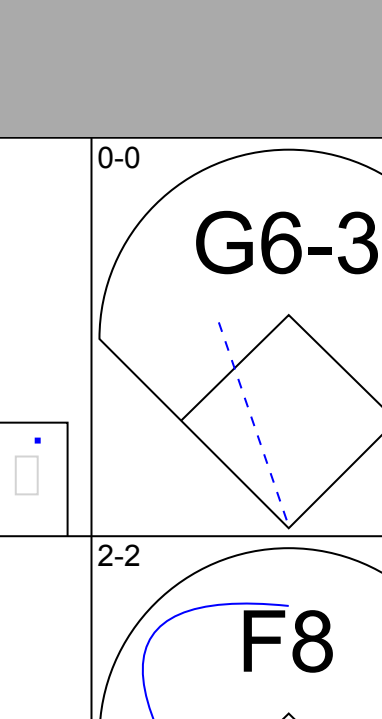
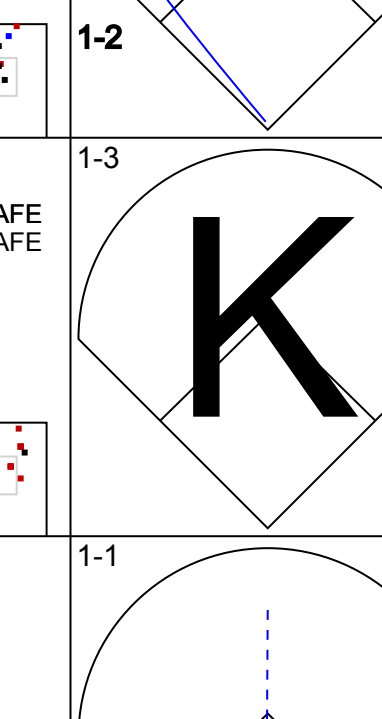
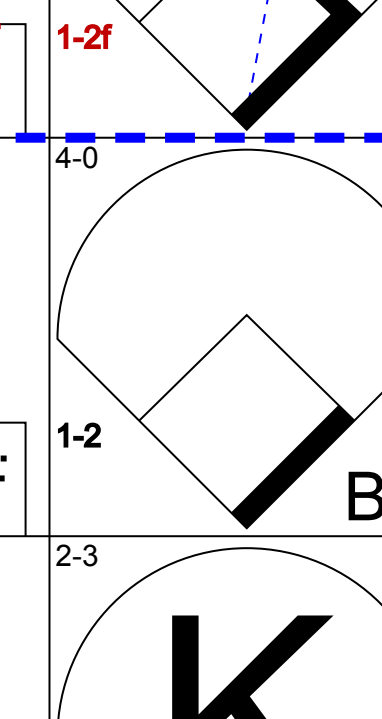
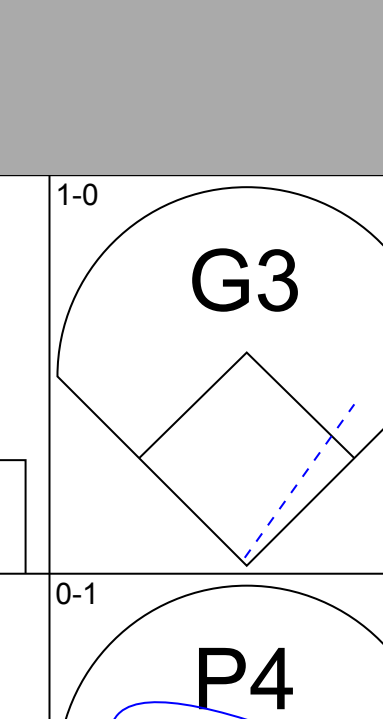
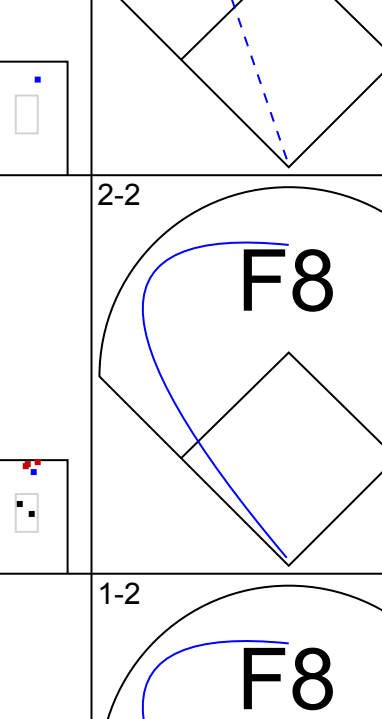
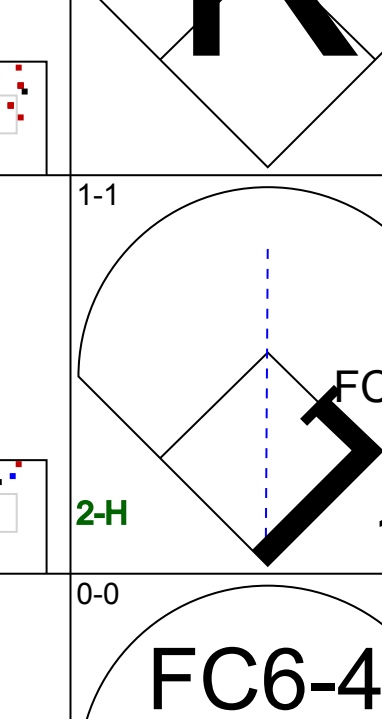
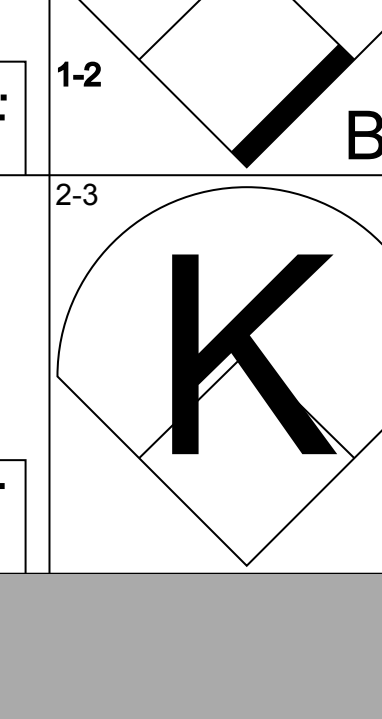
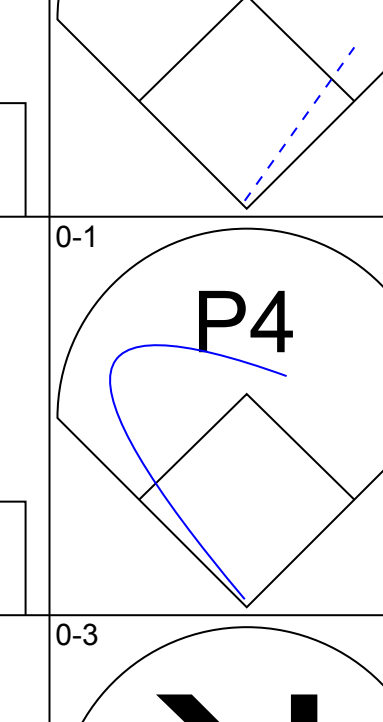
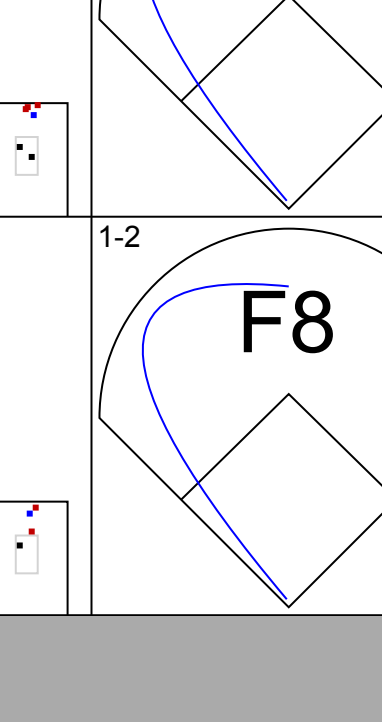
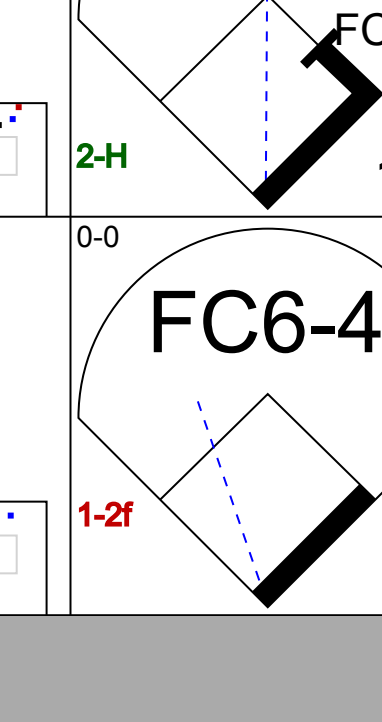
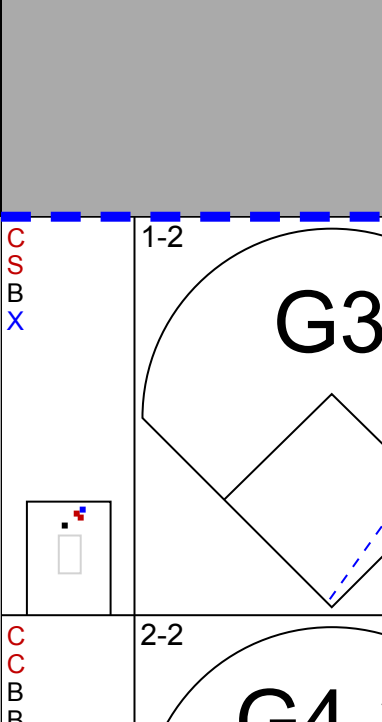
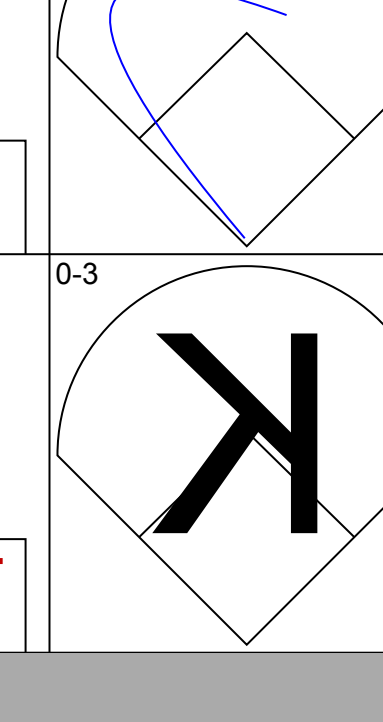
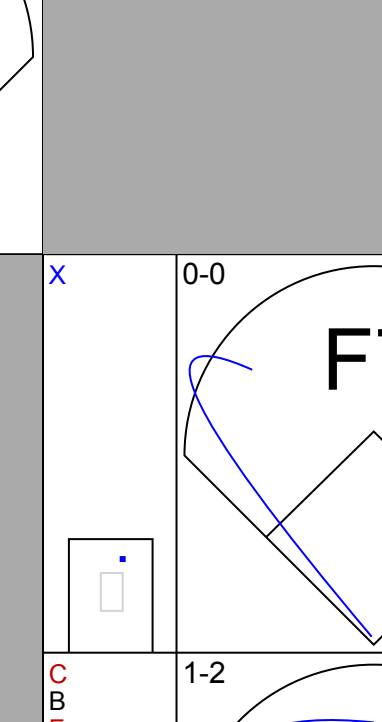
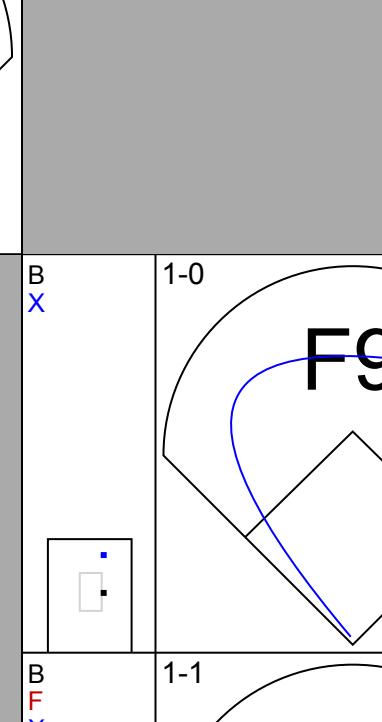
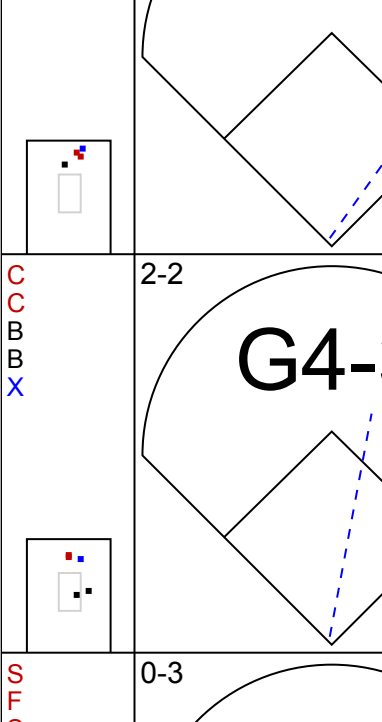
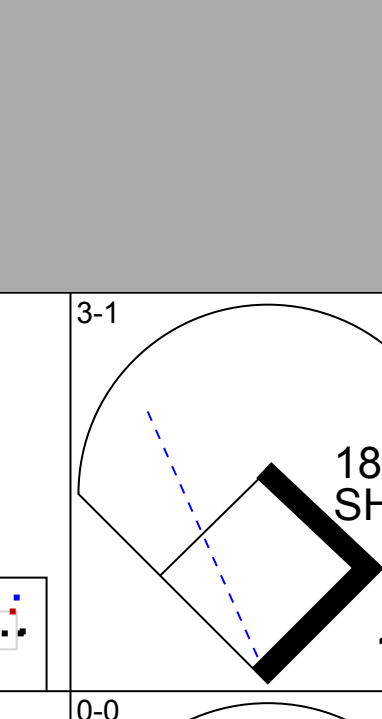
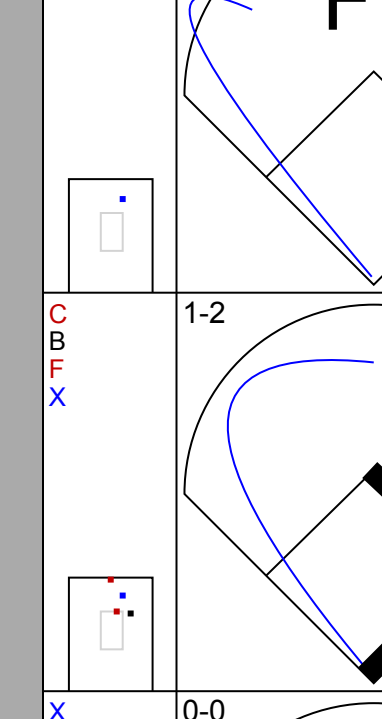
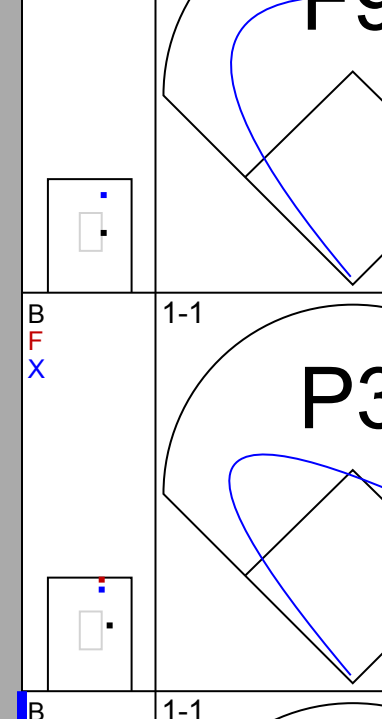
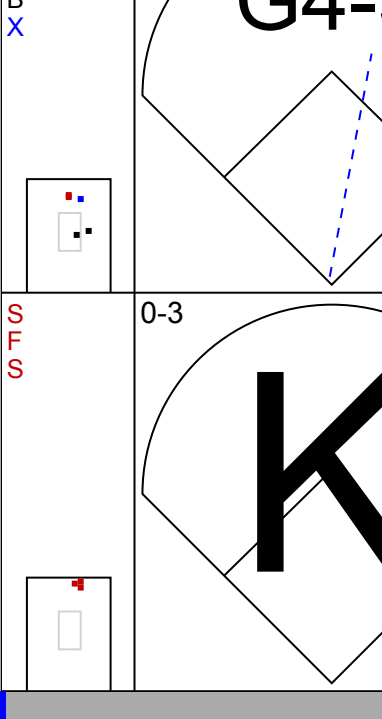
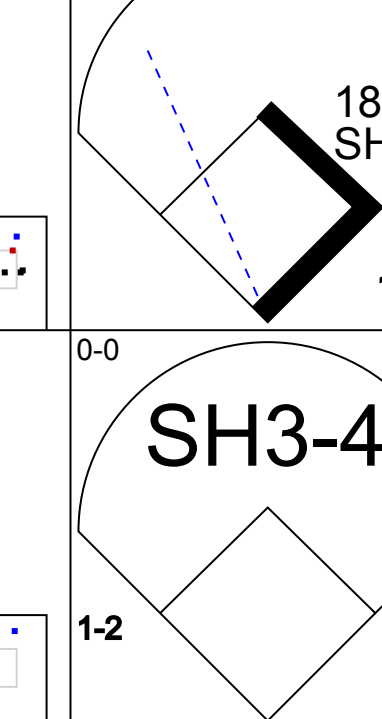
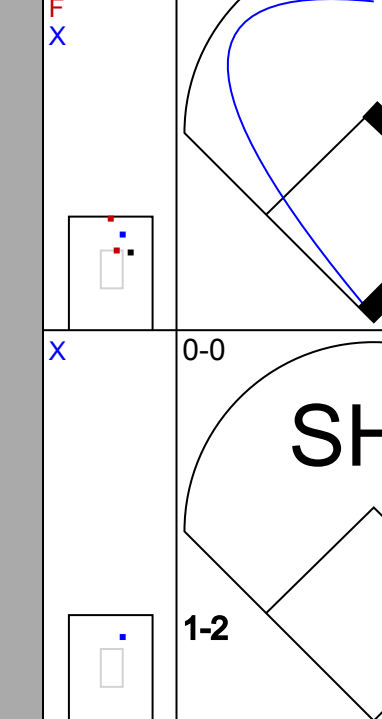
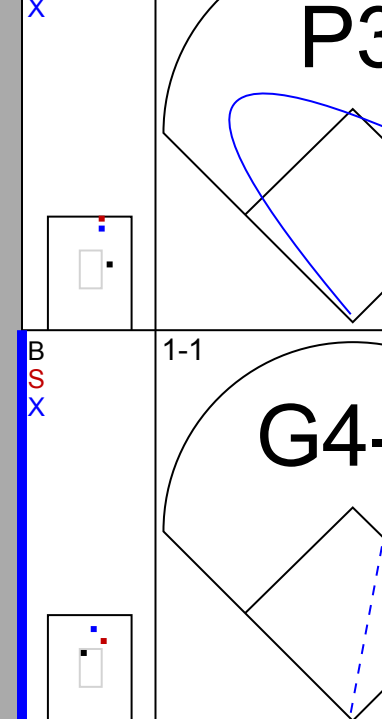
Batter	1	2	3	4	5	6	7	8	9	AB	R	H	RBI	BB	SO	LOB	TOP								
Alfonso Soriano, R OBP: 0.365, SLG: 0.588	L7	P3		11 1B		1B		11 BB 25 S 2B	K	6	2	3	2	0	1	3	<p>Washington Nationals @ San Francisco Giants AT&T Park, San Francisco, CA Mon Jul 31 2006, 7:15 PM PDT Att: 37,106 - Clear - 62 F</p> <p>livebaseballscores.com</p> <p>AB 37 R 10 H 14 RBI 9 BB 7 SO 4 LOB 25</p> 								
Felipe Lopez, S OBP: 0.357, SLG: 0.392	11 G4-3 24 WP 2B		11 G6-4-3 1B	SF7		F8		11 BB 25 2B BB	L6-3	4	2	2	1	1	0	2									
11 Ryan Zimmerman, R (1,5) OBP: 0.351, SLG: 0.467	G4-3		G6-4-3			L7		25 2B BB		4	1	1	1	1	0	3									
24 Nick Johnson, L OBP: 0.433, SLG: 0.528			G4-3	G4-3		G3			K	4	0	0	0	1	1	5									
25 Austin Kearns, R (1,9) OBP: 0.361, SLG: 0.487										5	2	3	3	0	1	1									
Ryan Church, L OBP: 0.378, SLG: 0.533		4-0 SH2-4 13 BB BB		13 1B 2B		P4		2B		4	1	2	2	1	0	1									
Damian Jackson, R (1,4)				13 1B 2B				2B		3	1	1	0	2	1	2									
13 Robert Fick, L OBP: 0.319, SLG: 0.341				13 HBP 1B				BB		1	1	1	0	1	0	0									
44 Alex Escobar, R OBP: 0.435, SLG: 0.705				2B				F8		1	0	0	0	0	0	1									
Brian Schneider, L OBP: 0.296, SLG: 0.294				2B				FC5-4		1	0	0	0	0	0	2									
Pedro Astacio, R (1,1)								F8		2	0	0	0	0	0	5									
35 Ryan Wagner, R (7,1)				L1				G4-3		1	0	0	0	0	0	0									
Roy Corcoran, R (8,1)								L6-3 1B		0	0	0	0	0	0	0									
32 Chad Cordero, R (8,1)										0	0	0	0	0	0	0									
Marlon Anderson, L OBP: 0.322, SLG: 0.431										1	0	1	0	0	0	0									
Inning Stats	R: 1 E: 0 K: 1 S: 12	H: 1 LOB: 1 BB: 1 P: 19	R: 0 E: 0 K: 0 S: 8	H: 0 LOB: 2 BB: 2 P: 21	R: 0 E: 0 K: 0 S: 6	H: 1 LOB: 0 BB: 0 P: 11	R: 5 E: 0 K: 0 S: 18	H: 5 LOB: 1 BB: 1 P: 26	R: 0 E: 0 K: 0 S: 10	H: 1 LOB: 2 BB: 0 P: 15	R: 0 E: 0 K: 0 S: 13	H: 1 LOB: 1 BB: 0 P: 14	R: 0 E: 0 K: 1 S: 7	H: 1 LOB: 1 BB: 0 P: 14	R: 4 E: 0 K: 1 S: 16	H: 3 LOB: 2 BB: 3 P: 36	R: 0 E: 0 K: 1 S: 13	H: 1 LOB: 0 BB: 0 P: 15	1B: 8 2B: 7 3B: 0 HR: 0	SF: 1 SAC: 1 DP: 2 HBP: 1	WP: 1 PB: 0 SB: 1 CS: 0	PA: 47			
PITCHER	IP WLS BF H R ER SO BB IBB HBP BLK WP HR S P ERA WHIP	5.0 L 27 8 6 6 1 4 0 0 0 0 0 0 54 92 10.80 2.400	1.0 4 1 0 0 0 0 0 0 0 0 0 0 13 14 0.00 1.000	1.0 4 1 0 0 1 0 0 0 0 0 0 0 7 14 0.00 1.000	0.1 4 1 3 3 0 2 0 0 0 0 0 0 4 15 81.00 9.000	0.2 5 2 1 1 1 1 0 0 0 0 0 0 12 21 13.50 4.500	1.0 3 1 0 0 1 0 0 0 0 0 0 0 13 14 0.00 1.000	1.0 3 1 0 0 1 0 0 0 0 0 0 0 13 14 0.00 1.000	9.1 1.0 3 1 0 0 1 0 0 0 0 0 0 64 102 16.20 2.400	0.0 0 0 0 0 0 0 0 0 0 0 0 0 4 5 ∞ ∞	1.1 5 1 0 0 2 0 0 0 0 0 0 15 23 0.00 0.750														

Batter	1	2	3	4	5	6	7	8	9	AB	R	H	RBI	BB	SO	LOB	BOTTOM
2 Randy Winn, S OBP: 0.333, SLG: 0.412	BB 13 1B 1B	SF8						13 3B 1B		4	3	3	1	0	0	1	<p>Washington Nationals @ San Francisco Giants AT&T Park, San Francisco, CA Mon Jul 31 2006, 7:15 PM PDT Att: 37,106 - Clear - 62 F</p> <p>livebaseballscores.com</p> <p>AB 39 R 7 H 14 RBI 6 BB 3 SO 4 LOB 23</p> 
13 Omar Vizquel, S OBP: 0.375, SLG: 0.401	BB 1B	K						1B		5	1	4	2	0	1	1	
Ray Durham, S OBP: 0.354, SLG: 0.535	F9									5	0	2	2	0	0	3	
Barry Bonds, L OBP: 0.463, SLG: 0.480	P5									4	0	0	0	1	0	5	
41 Brad Hennessey, R (9,1) OBP: 0.276, SLG: 0.533										0	0	0	0	0	0	0	
Moises Alou, R OBP: 0.357, SLG: 0.525										1	0	0	0	1	1	0	
Steve Finley, L OBP: 0.322, SLG: 0.410										3	0	1	0	0	0	3	
Shea Hillenbrand, R OBP: 0.331, SLG: 0.460	F7									4	1	1	0	0	1	4	
Pedro Feliz, R OBP: 0.299, SLG: 0.459										5	1	1	0	0	0	2	
Todd Greene, R OBP: 0.333, SLG: 0.407										4	1	1	0	1	1	2	
51 Noah Lowry, R OBP: 0.333, SLG: 0.412										1	0	0	0	0	0	0	
32 Kevin Correia, R OBP: 0.375, SLG: 0.401										0	0	0	0	0	0	0	
41 Brad Hennessey, R (9,1) OBP: 0.276, SLG: 0.533										0	0	0	0	0	0	0	
Moises Alou, R OBP: 0.357, SLG: 0.525										1	0	0	0	1	1	0	
Steve Finley, L OBP: 0.322, SLG: 0.410										3	0	1	0	0	0	3	
Shea Hillenbrand, R OBP: 0.331, SLG: 0.460										4	1	1	0	0	1	4	
Pedro Feliz, R OBP: 0.299, SLG: 0.459										5	1	1	0	0	0	2	
Todd Greene, R OBP: 0.333, SLG: 0.407										4	1	1	0	1	1	2	
51 Noah Lowry, R OBP: 0.333, SLG: 0.412										1	0	0	0	0	0	0	
32 Kevin Correia, R OBP: 0.375, SLG: 0.401										0	0	0	0	0	0	0	
41 Brad Hennessey, R (9,1) OBP: 0.276, SLG: 0.533										0	0	0	0	0	0	0	
Moises Alou, R OBP: 0.357, SLG: 0.525										1	0	0	0	1	1	0	
Steve Finley, L OBP: 0.322, SLG: 0.410										3	0	1	0	0	0	3	
Shea Hillenbrand, R OBP: 0.331, SLG: 0.460										4	1	1	0	0	1	4	
Pedro Feliz, R OBP: 0.299, SLG: 0.459										5	1	1	0	0	0	2	
Todd Greene, R OBP: 0.333, SLG: 0.407										4	1	1	0	1	1	2	
51 Noah Lowry, R OBP: 0.333, SLG: 0.412										1	0	0	0	0	0	0	
32 Kevin Correia, R OBP: 0.375, SLG: 0.401										0	0	0	0	0	0	0	
41 Brad Hennessey, R (9,1) OBP: 0.276, SLG: 0.533										0	0	0	0	0	0	0	
Moises Alou, R OBP: 0.357, SLG: 0.525										1	0	0	0	1	1	0	
Steve Finley, L OBP: 0.322, SLG: 0.410										3	0	1	0	0	0	3	
Shea Hillenbrand, R OBP: 0.331, SLG: 0.460										4	1	1	0	0	1	4	
Pedro Feliz, R OBP: 0.299, SLG: 0.459										5	1	1	0	0	0	2	
Todd Greene, R OBP: 0.333, SLG: 0.407										4	1	1	0	1	1	2	
51 Noah Lowry, R OBP: 0.333, SLG: 0.412										1	0	0	0	0	0	0	
32 Kevin Correia, R OBP: 0.375, SLG: 0.401										0	0	0	0	0	0	0	
41 Brad Hennessey, R (9,1) OBP: 0.276, SLG: 0.533										0	0	0	0	0	0	0	
Moises Alou, R OBP: 0.357, SLG: 0.525										1	0	0	0	1	1	0	
Steve Finley, L OBP: 0.322, SLG: 0.410										3	0	1	0	0	0	3	
Shea Hillenbrand, R OBP: 0.331, SLG: 0.460										4	1	1	0	0	1	4	
Pedro Feliz, R OBP: 0.299, SLG: 0.459										5	1	1	0	0	0	2	
Todd Greene, R OBP: 0.333, SLG: 0.407										4	1	1	0	1	1	2	
51 Noah Lowry, R OBP: 0.333, SLG: 0.412										1	0	0	0	0	0	0	
32 Kevin Correia, R OBP: 0.375, SLG: 0.401										0	0	0	0	0	0	0	
41 Brad Hennessey, R (9,1) OBP: 0.276, SLG: 0.533										0	0	0	0	0	0	0	
Moises Alou, R OBP: 0.357, SLG: 0.525										1	0	0	0	1	1	0	
Steve Finley, L OBP: 0.322, SLG: 0.410										3	0	1	0	0	0	3	
Shea Hillenbrand, R OBP: 0.331, SLG: 0.460										4	1	1	0	0	1	4	
Pedro Feliz, R OBP: 0.299, SLG: 0.459										5	1	1	0	0	0	2	
Todd Greene, R OBP: 0.333, SLG: 0.407										4	1	1	0	1	1	2	
51 Noah Lowry, R OBP: 0.333, SLG: 0.412										1	0	0	0	0	0	0	
32 Kevin Correia, R OBP: 0.375, SLG: 0.401										0	0	0	0	0	0	0	
41 Brad Hennessey, R (9,1) OBP: 0.276, SLG: 0.533										0	0	0	0	0	0	0	
Moises Alou, R OBP: 0.357, SLG: 0.525										1	0	0	0	1	1	0	
Steve Finley, L OBP: 0.322, SLG: 0.410										3	0	1	0	0	0	3	
Shea Hillenbrand, R OBP: 0.331, SLG: 0.460										4	1	1	0	0	1	4	
Pedro Feliz, R OBP: 0.299, SLG: 0.459										5	1	1	0	0	0	2	
Todd Greene, R OBP: 0.333, SLG: 0.407										4	1	1	0	1	1	2	
51 Noah Lowry, R OBP: 0.333, SLG: 0.412										1	0	0	0	0	0	0	
32 Kevin Correia, R OBP: 0.375, SLG: 0.401										0	0	0	0	0	0	0	
41 Brad Hennessey, R (9,1) OBP: 0.276, SLG: 0.533										0	0	0	0	0	0	0	
Moises Alou, R OBP: 0.357, SLG: 0.525										1</							

Batter	1	2	3	4	5	6	7	8	9	AB	R	H	RBI	BB	SO	LOB	TOP								
Alfonso Soriano, R (1, 7) OBP: 0.362, SLG: 0.584										3	0	0	1	0	3	2	Washington Nationals @ San Francisco Giants AT&T Park, San Francisco, CA Tue Aug 01 2006, 7:15 PM PDT Att: 37,258 - Clear - 64 F								
Felipe Lopez, S (1, 6) OBP: 0.360, SLG: 0.397										2	2	1	0	2	0	0									
11 Ryan Zimmerman, R (1, 5) OBP: 0.353, SLG: 0.470										4	0	2	2	0	2	1									
24 Nick Johnson, L (1, 3) OBP: 0.431, SLG: 0.523										3	0	0	0	1	2	1									
25 Austin Kearns, R (1, 9) OBP: 0.360, SLG: 0.483										3	0	0	0	1	1	2									
Ryan Church, L (1, 8) OBP: 0.365, SLG: 0.510										4	0	0	0	0	0	3									
Marlon Anderson, L (1, 4) OBP: 0.315, SLG: 0.421										4	0	0	0	0	2	1									
Brian Schneider, L (1, 2) OBP: 0.298, SLG: 0.297										4	1	2	0	0	0	0									
Livan Hernandez, R (1, 1) Daryle Ward, L (8, PH) Bernie Castro, S (8, PH) 59 Micah Bowie, L (8, 1) Jon Rauch, R (8, 1) 44 Alex Escobar, R (8, PH) 32 Chad Cordero, R (8, 1)										1	0	0	0	0	0	1									
Inning Stats	R: 0 E: 0 K: 2 S: 10	H: 0 LOB: 0 BB: 0 P: 17	R: 0 E: 0 K: 1 S: 9	H: 0 LOB: 1 BB: 1 P: 17	R: 1 E: 0 K: 1 S: 16	H: 2 LOB: 0 BB: 0 P: 22	R: 0 E: 0 K: 1 S: 9	H: 0 LOB: 0 BB: 0 P: 15	R: 0 E: 0 K: 1 S: 7	H: 1 LOB: 1 BB: 0 P: 12	R: 1 E: 0 K: 0 S: 9	H: 1 LOB: 0 BB: 1 P: 15	R: 0 E: 0 K: 1 S: 9	H: 0 LOB: 0 BB: 0 P: 12	R: 2 E: 0 K: 2 S: 17	H: 2 LOB: 2 BB: 2 P: 32	R: 0 E: 0 K: 1 S: 6	H: 0 LOB: 0 BB: 0 P: 9	1B: 3 2B: 2 3B: 1 HR: 0	SF: 1 SAC: 1 DP: 1 HBP: 0	WP: 1 PB: 0 SB: 1 CS: 0	PA: 36			
PITCHER	IP	WLS	BF	H	R	ER	SO	BB	IBB	HBP	BLK	WP	HR	S	P	ERA	WHIP								
18 Matt Cain, R (1, 1) ERA: 4.74	7.0	L	26	4	2	2	7	2	0	0	1	0	0	69	110	2.57	0.857								
31 Vinnie Chulk, R (8, 1) ERA: 5.02	0.2		6	2	2	2	2	1	1	0	0	1	0	13	27	27.00	4.500								
Mike Stanton, L (8, 1) ERA: 4.3	0.1		1	0	0	0	0	0	0	0	0	0	0	4	5	0.00	0.000								
Armando Benitez, R (9, 1) ERA: 2.76	1.0		3	0	0	0	1	0	0	0	0	0	0	6	9	0.00	0.000								

AB	30
R	4
H	6
RBI	3
BB	4
SO	10
LOB	11



Batter	1	2	3	4	5	6	7	8	9	AB	R	H	RBI	BB	SO	LOB	BOTTOM								
2 Randy Winn, S (1, 9) OBP: 0.332, SLG: 0.413										4	0	1	0	0	1	2	Washington Nationals @ San Francisco Giants AT&T Park, San Francisco, CA Tue Aug 01 2006, 7:15 PM PDT Att: 37,258 - Clear - 64 F								
13 Omar Vizquel, S (1, 6) OBP: 0.381, SLG: 0.404										2	1	2	0	2	0	0									
9 Mark Sweeney, L (1, 3) OBP: 0.335, SLG: 0.426										4	0	0	0	0	0	6									
Moises Alou, R (1, 7) OBP: 0.355, SLG: 0.516										3	0	0	0	1	1	3									
Ray Durham, S (1, 4) OBP: 0.353, SLG: 0.532										4	0	1	1	0	1	2									
Steve Finley, L (1, 8) OBP: 0.319, SLG: 0.405										4	0	0	0	0	0	1									
Shea Hillenbrand, R (1, 5) OBP: 0.329, SLG: 0.454										4	0	0	0	0	1	0									
50 Eliezer Alfonzo, R (1, 2) OBP: 0.326, SLG: 0.566										4	0	2	0	0	1	0									
18 Matt Cain, R (1, 1) OBP: 0.182, SLG: 0.242										0	0	0	0	0	0	0									
Todd Linden, S (7, PH) OBP: 0.417, SLG: 0.545										1	0	0	0	0	0	0									
31 Vinnie Chulk, R (8, 1)										0	0	0	0	0	0	0									
Mike Stanton, L (8, 1)										0	0	0	0	0	0	0									
Armando Benitez, R (9, 1)										0	0	0	0	0	0	0									
Inning Stats	R: 0 E: 0 K: 0 S: 10	H: 2 LOB: 1 BB: 0 P: 19	R: 0 E: 0 K: 1 S: 6	H: 0 LOB: 0 BB: 0 P: 7	R: 0 E: 0 K: 0 S: 8	H: 1 LOB: 2 BB: 1 P: 18	R: 0 E: 0 K: 0 S: 8	H: 0 LOB: 0 BB: 0 P: 11	R: 0 E: 0 K: 1 S: 8	H: 1 LOB: 1 BB: 0 P: 12	R: 1 E: 0 K: 1 S: 12	H: 2 LOB: 1 BB: 0 P: 18	R: 0 E: 0 K: 0 S: 5	H: 0 LOB: 0 BB: 0 P: 8	R: 0 E: 0 K: 1 S: 12	H: 0 LOB: 2 BB: 2 P: 25	R: 0 E: 0 K: 1 S: 9	H: 0 LOB: 0 BB: 0 P: 12	1B: 5 2B: 1 3B: 0 HR: 0	SF: 0 SAC: 2 DP: 1 HBP: 0	WP: 0 PB: 0 SB: 1 CS: 0	PA: 35			
PITCHER	IP	WLS	BF	H	R	ER	SO	BB	IBB	HBP	BLK	WP	HR	S	P	ERA	WHIP								
Livan Hernandez, R (1, 1) ERA: 5.48	7.0	W	27	6	1	1	3	1	0	0	0	0	0	9	16	0.00	1.500								
59 Micah Bowie, L (8, 1) ERA: 1.15	0.2	H	3	0	0	0	0	1	0	0	0	0	0	9	16	0.00	1.500								
Jon Rauch, R (8, 1) ERA: 3.19	0.1	H	2	0	0	0	1	1	0	0	0	0	0	3	9	0.00	3.000								
32 Chad Cordero, R (9, 1) ERA: 3.58	1.0	S	3	0	0	0	1	0	0	0	0	0	0	9	12	0.00	0.000								



Batter	1	2	3	4	5	6	7	8	9	AB	R	H	RBI	BB	SO	LOB	TOP					
Alfonso Soriano, R OBP: 0.364, SLG: 0.598	2-2 HR		1-3 K2-3		2-3 K		2-1 HR		0-0 11 WP 11 G4-3 1B	5	3	3	3	0	2	0	Washington Nationals @ San Francisco Giants AT&T Park, San Francisco, CA Wed Aug 02 2006, 12:35 PM PDT Att: 38,283 - Sunny - 68 F					
Felipe Lopez, S OBP: 0.363, SLG: 0.400	1-2 24 CS 1B		0-3 K		3-3 K		2-1 11 2B 1B		0-1 11 G4-3 24 HR 1B	5	1	3	0	0	2	0						
11 Ryan Zimmerman, R (1,5) OBP: 0.353, SLG: 0.470	3-2 F8		0-0 G4-3		4-1 25 CS BB		1-2 SAFE SAFE 2B		1-1 G4-3	4	0	1	1	1	0	2						
24 Nick Johnson, L (1,3) OBP: 0.431, SLG: 0.530	3-2 SAFE 1-2 1B			3-2 G1-3		0-1 F7		0-1 P5		1-1 HR	5	1	2	2	0	3						
25 Austin Kearns, R (1,9) OBP: 0.361, SLG: 0.479	0-3 K			2-3 K		4-2 BB		2-1 E3 G6-3 G3		3-H 3-4 HR	3	0	0	0	2	2		1				
Ryan Church, L (1,8) OBP: 0.381, SLG: 0.500		3-3 K		2-2 WP 1B		0-3 K		0-1 G3		0-3 K	4	0	1	0	0	2		3				
44 Alex Escobar, R (9, PH) OBP: 0.417, SLG: 0.674		1-2 BB		1-3 K				1-1 G6-3			3	1	1	0	1	1		2				
Marton Anderson, L (1,4) OBP: 0.319, SLG: 0.420		1-0 FC5-6-4 BB		1-2 K				2-2 G3			4	0	0	0	0	0		3				
Brian Schneider, L (1,2) OBP: 0.294, SLG: 0.293		1-0 FC5-6-4			0-1 L4			1-2 F9			4	0	0	0	0	0		3				
Tony Armas, R (1,1) OBP: 0.121, SLG: 0.094		0-0 FC6-4			3-3 K			2-0 G5-3			1	0	0	0	0	0		1				
52 Saul Rivera, S (4,1) Roy Corcoran, R (6,1) Luis Matos, R (7, PH) 35 Ryan Wagner, R (7,1) Travis Hughes, R (8,1) Bernie Castro, S (9, PH)								1-2 G1-3			1	0	0	0	0	0	1					
Inning Stats	R: 1 E: 0 K: 1 S: 16	H: 3 LOB: 1 BB: 0 P: 25	R: 0 E: 0 K: 1 S: 12	H: 0 LOB: 1 BB: 1 P: 20	R: 0 E: 0 K: 2 S: 8	H: 0 LOB: 0 BB: 0 P: 9	R: 0 E: 0 K: 2 S: 17	H: 1 LOB: 1 BB: 0 P: 25	R: 0 E: 0 K: 2 S: 9	H: 0 LOB: 0 BB: 0 P: 14	R: 0 E: 0 K: 2 S: 12	H: 0 LOB: 2 BB: 2 P: 23	R: 2 E: 0 K: 0 S: 15	H: 4 LOB: 2 BB: 0 P: 23	R: 0 E: 1 K: 0 S: 10	H: 0 LOB: 1 BB: 0 P: 15	R: 3 E: 0 K: 1 S: 15	H: 3 LOB: 1 BB: 1 P: 22	1B: 7 2B: 1 3B: 0 HR: 3	SF: 0 SAC: 0 DP: 0 HBP: 0	WP: 2 PB: 0 SB: 1 CS: 1	PA: 42
PITCHER	IP WLS BF H R ER SO BB IBB HBP BLK WP HR S P ERA WHIP																					
Jason Schmidt, R (1,1) ERA: 3.11	6.0 W 24 4 1 1 10 3 0 0 0 0 1 1 74 116 1.50 1.167																					
Steve Kline, L (7,1) ERA: 4.11	0.2 5 3 2 2 0 0 0 0 0 0 0 1 10 17 27.00 4.500																					
41 Brad Hennessey, R (7,1) ERA: 2.79	2.0 H 11 4 3 3 0 0 0 0 0 0 1 1 25 34 13.50 2.000																					
Armando Benitez, R (9,1) ERA: 2.76	0.0 1 0 0 0 0 1 0 0 0 0 0 0 2 6 ∞ ∞																					
Mike Stanton, L (9,1) ERA: 4.27	0.1 S 1 0 0 0 1 0 0 0 0 0 0 0 3 3 0.00 0.000																					

Batter	1	2	3	4	5	6	7	8	9	AB	R	H	RBI	BB	SO	LOB	BOTTOM			
2 Randy Winn, S (1,9) OBP: 0.333, SLG: 0.411	1-2 1B 1B		2-1 F9	1-0 13 2B WP HBP		1-2 F9		0-0 G6-4-3		4	2	1	0	0	0	1	Washington Nationals @ San Francisco Giants AT&T Park, San Francisco, CA Wed Aug 02 2006, 12:35 PM PDT Att: 38,283 - Sunny - 68 F			
13 Omar Vizquel, S (1,6) OBP: 0.381, SLG: 0.406	1-0 F9		2-2 F8	3-1 WP 2B		0-1 F9		0-2 P6		5	1	2	1	0	0	1				
Steve Finley, L (1,8) OBP: 0.321, SLG: 0.407	1-2 SAFE P2		2-1 1B 2B	4-2 WP 2B BB		2-1 P4				3	2	1	0	1	0	1				
Moises Alou, R (1,7) OBP: 0.367, SLG: 0.547	0-2 1B		0-0 1B	1-1 1B		0-2 HR				4	1	4	4	0	0	0				
Todd Linden, S (8,7) OBP: 0.417, SLG: 0.545	1-3 1B		2-H 1B	1-3 2-H 3-H 2B						0	0	0	0	0	0	0				
Ray Durham, S (1,4) OBP: 0.358, SLG: 0.533	2-2 3-H 1B		0-0 1B	4-0 1B		1-1 G4-3				3	0	2	1	1	0	0				
Shea Hillenbrand, R (1,3) OBP: 0.327, SLG: 0.461	0-0 G4-3		1-0 G5-3	1-3 K2-3		0-0 HR				4	1	1	1	0	1	6				
Pedro Feliz, R (1,5) OBP: 0.299, SLG: 0.457		0-0 P3		0-0 50 G5-3 13 2B 1B		0-1 F7				4	1	1	0	0	0	0				
50 Eliezer Alfonzo, R (1,2) OBP: 0.318, SLG: 0.550		1-1 P3		3-2 G5-3	2-2 F9		2-3 K			4	0	0	0	0	1	1				
Jason Schmidt, R (1,1) OBP: 0.109, SLG: 0.130		2-3 K		0-2 F8	0-3 K		0-1 G6-4-3 2 1B			3	0	0	0	0	2	1				
Steve Kline, S (7,1) ERA: 4.4										0	0	0	0	0	0	0				
41 Brad Hennessey, R (7,1) OBP: 0.316, SLG: 0.368										1	0	1	0	0	0	0				
Armando Benitez, R (9,1) Mike Stanton, L (9,1)										0	0	0	0	0	0	0				
Inning Stats	R: 1 E: 0 K: 0 S: 15	H: 3 LOB: 2 BB: 0 P: 20	R: 0 E: 0 K: 1 S: 7	H: 0 LOB: 0 BB: 0 P: 10	R: 1 E: 0 K: 0 S: 12	H: 3 LOB: 2 BB: 0 P: 19	R: 4 E: 0 K: 1 S: 19	H: 3 LOB: 2 BB: 2 P: 36	R: 0 E: 0 K: 0 S: 7	H: 1 LOB: 0 BB: 0 P: 10	R: 2 E: 0 K: 1 S: 12	H: 2 LOB: 0 BB: 0 P: 15	R: 0 E: 0 K: 0 S: 6	H: 1 LOB: 0 BB: 0 P: 6	R: 0 E: 0 K: 0 S: 6	H: 1 LOB: 0 BB: 0 P: 6	1B: 8 2B: 3 3B: 0 HR: 2	SF: 0 SAC: 0 DP: 1 HBP: 1	WP: 1 PB: 0 SB: 0 CS: 0	PA: 38
PITCHER	IP WLS BF H R ER SO BB IBB HBP BLK WP HR S P ERA WHIP																			
Tony Armas, R (1,1) ERA: 5.16	3.2 L 21 8 6 6 1 1 0 1 0 0 0 1 0 15 23 0.00 0.750																			
52 Saul Rivera, R (4,1) ERA: 4.4	1.1 6 1 0 0 2 0 1 0 0 0 1 0 15 23 0.00 0.750																			
Roy Corcoran, R (6,1) ERA: 11.57	1.0 3 1 0 0 0 0 0 0 0 0 0 0 7 10 0.00 1.000																			
35 Ryan Wagner, R (7,1) ERA: 16.88	1.0 5 2 2 2 1 0 0 0 0 0 0 2 12 15 18.00 2.000																			
Travis Hughes, R (8,1) ERA:	1.0 3 1 0 0 0 0 0 0 0 0 0 0 6 6 0.00 1.000																			

AB	38
R	6
H	11
RBI	6
BB	4
SO	11
LOB	17



Batter	1	2	3	4	5	6	7	8	9	AB	R	H	RBI	BB	SO	LOB	TOP					
Alfonso Soriano, R (1, 7) OBP: 0.363, SLG: 0.597	1-2 P3		0-3 K				3-2 CS 2B		2-2 P3								4 0 1 1 0 1 0					
Felipe Lopez, S (1, 6) OBP: 0.364, SLG: 0.408	0-0 F7		3-2 HR				1-1 CS		3-2 P6								4 2 2 1 0 0 0					
11 Ryan Zimmerman, R (1, 5) OBP: 0.357, SLG: 0.482	2-2 2B		1-1 P2				1-0 HR		4-2 CS								3 1 2 2 1 0 0					
24 Nick Johnson, L (1, 3) OBP: 0.429, SLG: 0.527	2-2 F9						1-0 HR		0-1 CS								4 1 1 0 0 0 1					
25 Austin Kearns, R (1, 9) OBP: 0.362, SLG: 0.482		0-0 F8					3-2 G4-6-3 1B		3-2 G2-3								4 1 2 1 0 0 0					
Ryan Church, L (1, 8) OBP: 0.366, SLG: 0.495		4-2 S BB					1 SAFE G4-6-3		0-1 P4								3 0 1 1 1 0 1					
Marlon Anderson, L (1, 4) OBP: 0.318, SLG: 0.412		0-2 P4					4-2 S 2B										3 1 0 0 1 1 2					
Brian Schneider, L (1, 2) OBP: 0.290, SLG: 0.288		2-2 L3					1-1 P5										4 0 0 0 0 2 3					
Ramon Ortiz, R (1, 1) OBP: 0.136, SLG: 0.095							0-1 G4-3										3 0 0 0 0 2 2					
59 Micah Bowie, L (7, 1)																	0 0 0 0 0 0 0					
Jon Rauch, R (8, 1)																	0 0 0 0 0 0 0					
Luis Matos, R (9, PH)																	1 0 0 0 0 0 0					
32 Chad Cordero, R (9, 1)																	0 0 0 0 0 0 0					
Inning Stats	R: 0 E: 0 K: 0 S: 11	H: 1 LOB: 1 BB: 0 P: 16	R: 0 E: 0 K: 0 S: 9	H: 0 LOB: 1 BB: 1 P: 15	R: 1 E: 0 K: 1 S: 13	H: 1 LOB: 0 BB: 0 P: 17	R: 0 E: 0 K: 0 S: 9	H: 1 LOB: 0 BB: 0 P: 13	R: 1 E: 0 K: 1 S: 16	H: 1 LOB: 1 BB: 1 P: 24	R: 4 E: 0 K: 3 S: 20	H: 5 LOB: 1 BB: 0 P: 28	R: 0 E: 0 K: 0 S: 9	H: 0 LOB: 0 BB: 1 P: 18	R: 0 E: 0 K: 0 S: 7	H: 0 LOB: 0 BB: 0 P: 11	R: 0 E: 0 K: 1 S: 8	H: 0 LOB: 0 BB: 0 P: 9	1B: 4 2B: 3 3B: 0 HR: 2	SF: 0 SAC: 0 DP: 1 HBP: 0	WP: 0 PB: 0 SB: 2 CS: 2	PA: 38
PITCHER	IP WLS BF H R ER SO BB IBB HBP BLK WP HR S P ERA WHIP																					
32 Chris Young, R (1, 1) ERA: 3.78	5.0 L 22 7 5 5 2 2 0 0 0 0 0 2 62 21 9.00 1.800																					
28 Doug Brocail, R (6, 1) ERA: 5.56	1.0 5 2 1 1 3 0 0 0 0 0 0 9 18 9.00 2.000																					
Scott Williamson, R (7, 1) ERA: 5.13	1.0 3 0 0 0 0 1 0 0 0 0 0 7 11 0.00 1.000																					
Jon Adkins, R (8, 1) ERA: 3.38	1.0 3 0 0 0 0 0 0 0 0 0 0 8 9 0.00 0.000																					
Alan Embree, L (9, 1) ERA: 3.52	1.0 3 0 0 0 1 0 0 0 0 0 0 0 0 0.00 0.000																					

Washington Nationals @ San Diego Padres
 PETCO Park, San Diego, CA
 Fri Aug 04 2006, 10:05 PM EDT
 Att: 36,538 - Clear - 73 F

AB	33
R	6
H	9
RBI	6
BB	3
SO	6
LOB	9





Batter	1	2	3	4	5	6	7	8	9	AB	R	H	RBI	BB	SO	LOB	BOTTOM			
Dave Roberts, L (1, 7) OBP: 0.379, SLG: 0.421	3-2 F7		0-1 G6-3				4-2 24 BB 23 1B		0-1 F7								4 0 1 0 1 0 0			
24 Brian Giles, L (1, 9) OBP: 0.376, SLG: 0.371	2-0 23 BB 1B		2-2 23 BB 1B				1 SAFE 28 1B		2-2 G1-3								4 1 2 0 1 0 1			
Mike Cameron, R (1, 8) OBP: 0.346, SLG: 0.474	1-3 K		0-1 F7				1-3 K		2-1 L4								5 0 0 0 0 2 5			
23 Adrián González, L (1, 3) OBP: 0.352, SLG: 0.516	4-1 BB		4-1 BB				2-2 28 1B		1-0 G5-3								3 0 1 0 2 0 1			
28 Josh Bard, S (1, 2) OBP: 0.413, SLG: 0.533	1-0 G4-3		1-2 G4-3				1-2 2H 1B		3-2 1B								4 0 1 1 0 0 4			
Todd Walker, L (1, 5) OBP: 0.349, SLG: 0.389		2-1 FC6-4 1B					2-2 1B		1-0 F7								4 0 2 0 0 0 2			
Geoff Blum, S (1, 6) OBP: 0.302, SLG: 0.357		1-1 P6					1 SAFE L4		4-1 G3-6 BB								3 0 1 0 1 0 2			
Josh Barfield, R (1, 4) OBP: 0.330, SLG: 0.423		1-2 FC6-4					0-2 P4		0-2 G3-6								4 0 1 0 0 0 3			
32 Chris Young, R (1, 1) OBP: 0.338, SLG: 0.283		1-3 K					0-0 F8		1-1 HR								2 0 0 0 0 1 2			
28 Doug Brocail, L (6, 1) ERA: 5.56																	0 0 0 0 0 0 0			
Rob Bowen, S (6, PH) ERA: 1.04																	1 1 1 1 0 0 0			
Scott Williamson, R (7, 1) ERA: 5.13																	0 0 0 0 0 0 0			
Jon Adkins, L (8, 1) ERA: 3.38																	0 0 0 0 0 0 0			
Mike Piazza, R (8, PH) OBP: 0.303, SLG: 0.527																	1 0 0 0 0 0 0			
Alan Embree, L (9, 1) ERA: 3.52																	0 0 0 0 0 0 0			
Inning Stats	R: 0 E: 0 K: 1 S: 10	H: 1 LOB: 2 BB: 1 P: 21	R: 0 E: 0 K: 1 S: 13	H: 1 LOB: 0 BB: 0 P: 18	R: 0 E: 0 K: 0 S: 10	H: 1 LOB: 1 BB: 0 P: 13	R: 1 E: 0 K: 1 S: 16	H: 2 LOB: 2 BB: 2 P: 31	R: 1 E: 0 K: 0 S: 8	H: 1 LOB: 0 BB: 1 P: 13	R: 0 E: 0 K: 0 S: 6	H: 0 LOB: 0 BB: 0 P: 11	R: 0 E: 0 K: 0 S: 12	H: 2 LOB: 2 BB: 0 P: 17	R: 0 E: 0 K: 0 S: 10	H: 1 LOB: 1 BB: 0 P: 16	1B: 8 2B: 1 3B: 0 HR: 1	SF: 0 SAC: 0 DP: 1 HBP: 0	WP: 0 PB: 0 SB: 0 CS: 0	PA: 40
PITCHER	IP WLS BF H R ER SO BB IBB HBP BLK WP HR S P ERA WHIP																			
Ramon Ortiz, R (1, 1) ERA: 4.76	6.0 W 28 7 2 2 3 5 0 0 0 0 0 0 11 68 3.00 2.000																			
59 Micah Bowie, L (7, 1) ERA: 1.04	1.2 6 1 0 0 0 0 0 0 0 0 0 0 7 10 0.00 0.600																			
Jon Rauch, R (8, 1) ERA: 3.18	0.1 2 1 0 0 0 0 0 0 0 0 0 0 7 10 0.00 3.000																			
32 Chad Cordero, R (9, 1) ERA: 3.51	1.0 4 1 0 0 0 0 0 0 0 0 0 0 10 16 0.00 1.000																			

Washington Nationals @ San Diego Padres
 PETCO Park, San Diego, CA
 Fri Aug 04 2006, 10:05 PM EDT
 Att: 36,538 - Clear - 73 F

AB	35
R	2
H	10
RBI	2
BB	5
SO	3
LOB	22



Batter	1	2	3	4	5	6	7	8	9	AB	R	H	RBI	BB	SO	LOB	TOP										
Alfonso Soriano, R (1, 7) OBP: 0.362, SLG: 0.594	G1-3			F7	P4			1B		4	0	1	0	0	0	1	<p>Washington Nationals @ San Diego Padres PETCO Park, San Diego, CA</p> <p>Sat Aug 05 2006, 10:05 PM EDT Att: 40,338 - Partly Cloudy - 69 F</p> <p>livebaseballscores.com</p> <p>AB 33 R 3 H 6 RBI 3 BB 2 SO 6 LOB 8</p> 										
Felipe Lopez, S (1, 6) OBP: 0.361, SLG: 0.404	G6-3			K		G6-3		K2-3		4	0	0	0	0	2	1											
11 Ryan Zimmerman, R (1, 5) OBP: 0.358, SLG: 0.488	K			HR		G1-3				3	1	1	1	1	1	0											
24 Nick Johnson, L (1, 3)		F8		G6-3		G3-1		K		4	0	0	0	0	1	2											
25 Austin Kearns, R (1, 9) OBP: 0.361, SLG: 0.478	G1-6-3				G4-3 HR		L8		G5-3	3	1	0	0	1	0	0											
Ryan Church, L (1, 8) OBP: 0.354, SLG: 0.477	F9			G4-3		G3-1		P6		4	0	0	0	0	0	1											
Marlon Anderson, L (1, 4) OBP: 0.327, SLG: 0.448			G5-3		2H HR		2B		2B	4	1	3	2	0	0	0											
Brian Schneider, L (1, 2) OBP: 0.290, SLG: 0.291			G6-3			G3		K		4	0	1	0	0	1	2											
Pedro Astacio, R (1, 1)			G1-3					P2		2	0	0	0	0	1	1											
52 Saul Rivera, S (7, 1)										0	0	0	0	0	0	0											
44 Alex Escobar, R (8, PH) OBP: 0.408, SLG: 0.660										1	0	0	0	0	0	0											
Roy Corcoran, R (8, 1)										0	0	0	0	0	0	0											
Inning Stats	R: 0 E: 0 K: 1 S: 10	H: 0 LOB: 0 BB: 0 P: 15	R: 0 E: 0 K: 0 S: 7	H: 0 LOB: 0 BB: 0 P: 9	R: 0 E: 0 K: 0 S: 5	H: 0 LOB: 0 BB: 0 P: 9	R: 1 E: 0 K: 1 S: 8	H: 1 LOB: 1 BB: 0 P: 15	R: 2 E: 0 K: 0 S: 9	H: 2 LOB: 0 BB: 0 P: 16	R: 0 E: 0 K: 0 S: 9	H: 1 LOB: 1 BB: 0 P: 15	R: 0 E: 0 K: 2 S: 12	H: 1 LOB: 2 BB: 1 P: 20	R: 0 E: 0 K: 1 S: 7	H: 1 LOB: 1 BB: 0 P: 8	1B: 1 2B: 3 3B: 0 HR: 2	SF: 0 SAC: 0 DP: 0 HBP: 0	WP: 0 PB: 0 SB: 1 CS: 1	PA: 35							
PITCHER	IP	WLS	BF	H	R	ER	SO	BB	IBB	HBP	BLK	WP	HR	S	P	ERA	WHIP										
39 Mike Thompson, R (1, 1) ERA: 4.31	6.2		25	4	3	3	3	1	0	0	0	0	2	59	99	4.05	0.750										
Alan Embree, L (7, 1) ERA: 3.49	0.1	W	1	0	0	0	0	0	0	0	0	0	0	2	2	0.00	0.000										
Scott Linebrink, R (8, 1) ERA: 3.63	1.0	H	5	1	0	0	2	1	0	0	0	0	0	12	20	0.00	2.000										
Trevor Hoffman, R (9, 1) ERA: 2.32	1.0	S	4	1	0	0	1	0	0	0	0	0	0	7	8	0.00	1.000										

Batter	1	2	3	4	5	6	7	8	9	AB	R	H	RBI	BB	SO	LOB	BOTTOM											
Dave Roberts, L (1, 7) OBP: 0.385, SLG: 0.425	24 S 23 3B 1B	P5		1B			2B	24 1B 1B		4	2	3	0	1	0	0	<p>Washington Nationals @ San Diego Padres PETCO Park, San Diego, CA</p> <p>Sat Aug 05 2006, 10:05 PM EDT Att: 40,338 - Partly Cloudy - 69 F</p> <p>livebaseballscores.com</p> <p>AB 33 R 6 H 10 RBI 6 BB 5 SO 7 LOB 16</p> 											
24 Brian Giles, L (1, 9) OBP: 0.376, SLG: 0.374	K		1B SF9	G4-3		F9				5	1	2	1	0	1	3												
Mike Cameron, R (1, 8) OBP: 0.347, SLG: 0.476	P4		FC4-6 23 BB 1B		F9		1B 2B	K		5	1	2	1	0	1	3												
Mike Piazza, R (1, 2) OBP: 0.355, SLG: 0.527			SF9		G5-3					2	1	1	2	1	0	0												
3 Khalil Greene, R (7, PR) OBP: 0.329, SLG: 0.453							23 WP 1B			0	0	0	0	0	0	0												
Scott Linebrink, R (8, 1)										0	0	0	0	0	0	0												
Trevor Hoffman, R (9, 1)										0	0	0	0	0	0	0												
23 Adrián González, L (1, 3) OBP: 0.356, SLG: 0.521			FC4-6 BB		K					2	0	1	2	2	1	0												
Mark Bellhorn, S (1, 5) OBP: 0.293, SLG: 0.365			FC4-6			G3	G1-3			3	0	0	0	1	0	4												
Geoff Blum, S (1, 6) OBP: 0.301, SLG: 0.353	F9		F7			F8		24 1B 1B		4	1	1	0	0	0	4												
Josh Barfield, R (1, 4) OBP: 0.327, SLG: 0.418		G5-3		G5-3		F9		K		4	0	0	0	0	1	1												
39 Mike Thompson, R (1, 1) OBP: 0.211, SLG: 0.167										2	0	0	0	0	2	0												
Alan Embree, L (7, 1)										0	0	0	0	0	0	0												
28 Josh Bard, S (7, PH) OBP: 0.408, SLG: 0.527										2	0	0	0	0	1	1												
Inning Stats	R: 2 E: 0 K: 1 S: 15	H: 2 LOB: 2 BB: 2 P: 26	R: 0 E: 0 K: 1 S: 8	H: 0 LOB: 0 BB: 0 P: 9	R: 1 E: 0 K: 0 S: 12	H: 2 LOB: 2 BB: 1 P: 21	R: 0 E: 0 K: 1 S: 10	H: 1 LOB: 0 BB: 0 P: 17	R: 0 E: 0 K: 0 S: 7	H: 0 LOB: 0 BB: 0 P: 11	R: 0 E: 0 K: 0 S: 10	H: 0 LOB: 0 BB: 0 P: 12	R: 2 E: 0 K: 0 S: 8	H: 2 LOB: 2 BB: 2 P: 21	R: 1 E: 0 K: 3 S: 17	H: 3 LOB: 2 BB: 0 P: 22	1B: 7 2B: 2 3B: 1 HR: 0	SF: 1 SAC: 0 DP: 0 HBP: 0	WP: 1 PB: 0 SB: 1 CS: 0	PA: 39								
PITCHER	IP	WLS	BF	H	R	ER	SO	BB	IBB	HBP	BLK	WP	HR	S	P	ERA	WHIP											
Pedro Astacio, R (1, 1) ERA: 5.49	6.2	L	30	6	5	5	4	4	0	0	0	0	1	0	65	106	6.75	1.500										
52 Saul Rivera, R (7, 1) ERA: 4.34	0.1		3	1	0	0	0	0	1	0	0	1	0	5	11	0.00	3.000											
Roy Corcoran, R (8, 1) ERA: 11.12	1.0		6	3	1	1	3	0	0	0	0	0	0	17	22	9.00	3.000											

Batter	1	2	3	4	5	6	7	8	9	AB	R	H	RBI	BB	SO	LOB	TOP										
4 Alfredo Amezaga, S OBP: 0.339, SLG: 0.365	0-2 17 WP 1B	G6-3					F7		G3-1								5	1	1	0	0	1	3				
6 Dan Uggla, R OBP: 0.349, SLG: 0.493	K		G6-3				F8		F8	17 E 17 FC6 HBP							4	0	1	0	0	1	1				
17 Mike Jacobs, L OBP: 0.344, SLG: 0.504							F8										4	0	1	1	0	0	1				
61 Reggie Abercrombie, R (7, FR) OBP: 0.275, SLG: 0.343							F8										0	0	0	0	0	0	0				
Randy Messenger, R OBP: 0.275, SLG: 0.343																	0	0	0	0	0	0	0				
37 Renyel Pinto, L OBP: 0.325, SLG: 0.377	2-H 1B																0	0	0	0	0	0	0				
Joe Borchard, S OBP: 0.325, SLG: 0.377																	1	0	0	0	0	0	1				
Miguel Cabrera, R OBP: 0.429, SLG: 0.554	F8																3	0	2	0	1	0	1				
14 Josh Willingham, R OBP: 0.331, SLG: 0.463																	3	0	0	0	0	2	3				
Matt Herges, L OBP: 0.331, SLG: 0.463	G3-1																0	0	0	0	0	0	0				
Wes Helms, R (7, PH) OBP: 0.364, SLG: 0.521																	1	0	0	0	0	0	3				
27 Jeremy Hermida, L OBP: 0.349, SLG: 0.404							F8										4	0	1	0	0	0	1				
2 Hanley Ramirez, R OBP: 0.336, SLG: 0.425							G5-3										4	0	1	0	0	1	1				
Miguel Olivo, R OBP: 0.310, SLG: 0.477																	4	1	2	0	0	0	2				
Dontrelle Willis, L OBP: 0.174, SLG: 0.167																	2	0	0	0	0	1	3				
12 Cody Ross, R OBP: 0.250, SLG: 0.453							G4-3										2	0	0	0	0	2	1				
Inning Stats	R: 1 E: 0 K: 1 S: 13	H: 2 LOB: 1 BB: 0 P: 15	R: 0 E: 0 K: 1 S: 13	H: 2 LOB: 2 BB: 0 P: 19	R: 0 E: 0 K: 1 S: 7	H: 1 LOB: 1 BB: 0 P: 11	R: 0 E: 0 K: 0 S: 9	H: 1 LOB: 1 BB: 0 P: 14	R: 0 E: 0 K: 0 S: 9	H: 0 LOB: 0 BB: 0 P: 14	R: 0 E: 0 K: 2 S: 13	H: 1 LOB: 1 BB: 0 P: 19	R: 1 E: 1 K: 1 S: 13	H: 1 LOB: 3 BB: 1 P: 27	R: 0 E: 0 K: 0 S: 13	H: 0 LOB: 0 BB: 0 P: 17	R: 0 E: 0 K: 2 S: 11	H: 1 LOB: 1 BB: 0 P: 16	1B: 7 2B: 2 3B: 0 HR: 0	SF: 0 SAC: 0 DP: 0 HBP: 1	WP: 1 PB: 0 SB: 1 CS: 0	PA: 39					
PITCHER	IP	WLS	BF	H	R	ER	SO	BB	IBB	HBP	BLK	WP	HR	S	P	ERA	WHIP										
Ramon Ortiz, R ERA: 4.6	6.2	W	29	8	2	1	6	0	0	1	0	1	0	71	105	1.35	1.200										
59 Micah Bowie, L ERA: 1.37	0.1	H	3	0	0	0	0	1	0	0	0	0	0	6	14	0.00	3.000										
Jon Rauch, R ERA: 3.08	1.0	H	3	0	0	0	0	0	0	0	0	0	0	13	17	0.00	0.000										
32 Chad Cordero, R ERA: 3.44	1.0	S	4	1	0	0	2	0	0	0	0	0	0	11	16	0.00	1.000										

Florida Marlins @ Washington Nationals
 Robert F. Kennedy Memorial Stadium, Washington, DC
 Wed Aug 09 2006, 7:05 PM EDT
 Att: 21,390 - Cloudy - 76 F

AB	37
R	2
H	9
RBI	1
BB	1
SO	8
LOB	21





Batter	1	2	3	4	5	6	7	8	9	AB	R	H	RBI	BB	SO	LOB	BOTTOM										
Alfonso Soriano, R OBP: 0.364, SLG: 0.595	11 WP 24 2B						F8										4	1	1	0	1	2	5				
Felipe Lopez, S OBP: 0.359, SLG: 0.396	K2-3						FC6-4										4	1	1	0	1	2	5				
11 Ryan Zimmerman, R (1, 5) OBP: 0.360, SLG: 0.485	24 WP 25 FC6-4 1B																3	3	2	0	2	1	1				
24 Nick Johnson, L OBP: 0.427, SLG: 0.526	25 FC6-4 BB																3	0	1	0	2	1	4				
25 Austin Kearns, R OBP: 0.363, SLG: 0.473	FC6-4 44 CS																3	0	2	1	2	0	1				
44 Alex Escobar, R OBP: 0.411, SLG: 0.640	CS																2	0	1	2	1	1	3				
Damian Jackson, R OBP: 0.296, SLG: 0.387																	3	0	0	0	0	1	4				
Marlon Anderson, L (7, PH) OBP: 0.320, SLG: 0.432																	2	0	0	0	0	0	4				
Brandon Harper, R OBP: 0.667, SLG: 1.000																	2	0	1	0	0	0	2				
Danyle Ward, L (7, PH) OBP: 0.410, SLG: 0.575																	0	0	0	0	1	0	0				
Brian Schneider, L (7, FR) OBP: 0.295, SLG: 0.295																	0	0	0	0	0	0	0				
Ramon Ortiz, R OBP: 0.149, SLG: 0.091																	2	0	0	0	1	0	3				
59 Micah Bowie, L ERA: 4.03																	0	0	0	0	0	0	0				
Luis Matos, R (7, PH) OBP: 0.270, SLG: 0.331																	1	0	0	0	0	1	3				
Jon Rauch, R ERA: 3.68																	0	0	0	0	0	0	0				
32 Chad Cordero, R ERA: 3.44																	0	0	0	0	0	0	0				
Inning Stats	R: 2 E: 0 K: 1 S: 15	H: 2 LOB: 0 BB: 1 P: 26	R: 0 E: 0 K: 1 S: 13	H: 2 LOB: 3 BB: 1 P: 19	R: 1 E: 0 K: 2 S: 14	H: 2 LOB: 1 BB: 0 P: 22	R: 0 E: 0 K: 0 S: 4	H: 0 LOB: 1 BB: 0 P: 8	R: 1 E: 1 K: 1 S: 12	H: 1 LOB: 2 BB: 2 P: 25	R: 0 E: 0 K: 1 S: 14	H: 1 LOB: 2 BB: 2 P: 24	R: 0 E: 0 K: 2 S: 15	H: 1 LOB: 3 BB: 2 P: 26	R: 1 E: 0 K: 1 S: 12	H: 0 LOB: 2 BB: 3 P: 26	1B: 7 2B: 2 3B: 0 HR: 0	SF: 2 SAC: 0 DP: 1 HBP: 1	WP: 2 PB: 0 SB: 0 CS: 1	PA: 44							
PITCHER	IP	WLS	BF	H	R	ER	SO	BB	IBB	HBP	BLK	WP	HR	S	P	ERA	WHIP										
Dontrelle Willis, L ERA: 4.08	5.1	L	29	8	4	3	6	5	0	1	0	1	0	66	114	5.06	2.438										
Matt Herges, R ERA: 4.03	0.2		2	0	0	0	0	1	0	0	0	0	0	6	10	0.00	1.500										
Randy Messenger, R ERA: 4.48	0.1		3	1	0	0	0	1	0	0	0	0	0	6	10	0.00	6.000										
37 Renyel Pinto, L ERA: 3.68	1.2		9	0	1	1	3	4	0	0	0	0	0	21	42	5.40	2.400										


Florida Marlins @ Washington Nationals
 Robert F. Kennedy Memorial Stadium, Washington, DC
 Wed Aug 09 2006, 7:05 PM EDT
 Att: 21,390 - Cloudy - 76 F


AB	29
R	5
H	9
RBI	3
BB	11
SO	9
LOB	35



Batter	1	2	3	4	5	6	7	8	9	AB	R	H	RBI	BB	SO	LOB	TOP				
7 José Reyes, S OBP: 0.352, SLG: 0.478	G5-3		2B			E6		1B		4	0	2	0	0	0	0	<p>New York Mets @ Washington Nationals Robert F. Kennedy Memorial Stadium, Washington, DC</p> <p>Fri Aug 11 2006, 7:05 PM EDT Att: 29,414 - Clear - 77 F</p> <p>livebaseballscorecards.com</p> <p>AB 31 R 1 H 5 RBI 1 BB 1 SO 3 LOB 12</p> 				
16 Paul Lo Duca, R OBP: 0.362, SLG: 0.429	HR		G5-3			G4-3		K		4	1	1	1	0	1	4					
15 Carlos Beltrán, S OBP: 0.385, SLG: 0.618	L3					F7			HBP	3	0	0	0	0	0	0					
5 David Wright, R OBP: 0.387, SLG: 0.548	P3					F8			P3	3	0	0	0	0	0	1					
Julio Franco, R OBP: 0.339, SLG: 0.385		G5-3				G6-4-3			F8	3	0	0	0	0	1	1					
21 Carlos Delgado, L (9, PH) OBP: 0.356, SLG: 0.512				K						1	0	0	0	0	0	1					
22 Jose Valentin, S OBP: 0.344, SLG: 0.513	P6					F8				3	0	0	0	1	0	0					
Michael Tucker, L OBP: 0.250, SLG: 0.375						K			BB	4	0	1	0	0	1	2					
44 Lastings Milledge, R OBP: 0.298, SLG: 0.373			G5-3						G3	2	0	1	0	0	0	0					
10 Endy Chavez, L (8, PH) OBP: 0.344, SLG: 0.438										1	0	0	0	0	0	1					
Tom Glavine, L OBP: 0.292, SLG: 0.214			G6-3			G4-3				2	0	0	0	0	0	1					
Darren Oliver, R OBP: 0.250, SLG: 0.273										0	0	0	0	0	0	0					
Ricky Ledee, L OBP: 0.282, SLG: 0.373										1	0	0	0	0	0	1					
Roberto Hernandez, R (8, 1)										0	0	0	0	0	0	0					
Inning Stats	R: 1 E: 0 K: 0 S: 9	H: 1 LOB: 0 BB: 0 P: 13	R: 0 E: 0 K: 0 S: 8	H: 0 LOB: 0 BB: 0 P: 13	R: 0 E: 0 K: 1 S: 9	H: 1 LOB: 1 BB: 0 P: 10	R: 0 E: 0 K: 1 S: 10	H: 0 LOB: 0 BB: 0 P: 13	R: 0 E: 1 K: 0 S: 6	H: 0 LOB: 0 BB: 0 P: 9	R: 0 E: 0 K: 0 S: 6	H: 0 LOB: 0 BB: 0 P: 12	R: 0 E: 0 K: 1 S: 13	H: 2 LOB: 2 BB: 0 P: 18	R: 0 E: 0 K: 0 S: 10	H: 0 LOB: 2 BB: 1 P: 19		1B: 3 2B: 1 3B: 0 HR: 1	SF: 0 SAC: 0 DP: 1 HBP: 2	WP: 1 PB: 0 SB: 1 CS: 1	PA: 34
PITCHER	IP WLS BF H R ER SO BB IBB HBP BLK WP HR S P ERA WHIP																				
40 Billy Traber, L (1, 1) ERA: 5.14	7.0 W 25 4 1 1 2 0 0 0 0 0 0 1 59 82 1.29 0.571																				
Jon Rauch, R (8, 1) ERA: 3.03	1.0 H 4 1 0 0 1 0 0 0 0 0 1 0 12 17 0.00 1.000																				
32 Chad Cordero, R (9, 1) ERA: 3.38	1.0 S 5 0 0 0 0 1 0 0 1 0 0 0 10 19 0.00 1.000																				

Batter	1	2	3	4	5	6	7	8	9	AB	R	H	RBI	BB	SO	LOB	BOTTOM		
Alfonso Soriano, R (1, 7) OBP: 0.366, SLG: 0.597	K				G5-3					4	0	0	0	0	2	1	<p>New York Mets @ Washington Nationals Robert F. Kennedy Memorial Stadium, Washington, DC</p> <p>Fri Aug 11 2006, 7:05 PM EDT Att: 29,414 - Clear - 77 F</p> <p>livebaseballscorecards.com</p> <p>AB 30 R 2 H 7 RBI 2 BB 1 SO 11 LOB 10</p> 		
Felipe Lopez, S (1, 6) OBP: 0.360, SLG: 0.394	G4-3		G6-3		K			K		4	0	1	0	0	2	0			
11 Ryan Zimmerman, R (1, 5) OBP: 0.362, SLG: 0.484	G4-3		G1-3					K		4	0	1	0	0	1	1			
24 Nick Johnson, L (1, 3) OBP: 0.423, SLG: 0.519	K		K		G4-3			G6-3		4	0	0	0	0	2	2			
25 Austin Kearns, R (1, 9) OBP: 0.363, SLG: 0.469		FC6-4						K		2	1	1	0	1	1	0			
Marlon Anderson, L (1, 4) OBP: 0.319, SLG: 0.428			G4-3					G6-3		3	0	1	0	0	0	1			
44 Alex Escobar, R (1, 8) OBP: 0.400, SLG: 0.611		FC6-4						K		3	1	1	0	0	1	2			
Brian Schneider, L (1, 2) OBP: 0.300, SLG: 0.301								K		3	0	2	2	0	1	0			
40 Billy Traber, L (1, 1) OBP: 0.167, SLG: 0.167										3	0	0	0	0	1	3			
Jon Rauch, R (8, 1)										0	0	0	0	0	0	0			
32 Chad Cordero, R (9, 1)										0	0	0	0	0	0	0			
Inning Stats	R: 0 E: 0 K: 2 S: 10	H: 1 LOB: 1 BB: 0 P: 18	R: 2 E: 0 K: 1 S: 16	H: 3 LOB: 1 BB: 0 P: 27	R: 0 E: 0 K: 1 S: 11	H: 0 LOB: 0 BB: 0 P: 20	R: 0 E: 0 K: 0 S: 17	H: 2 LOB: 2 BB: 1 P: 26	R: 0 E: 0 K: 1 S: 10	H: 1 LOB: 1 BB: 0 P: 18	R: 0 E: 0 K: 2 S: 9	H: 0 LOB: 0 BB: 0 P: 14	R: 0 E: 0 K: 2 S: 8	H: 0 LOB: 0 BB: 0 P: 13	1B: 5 2B: 2 3B: 0 HR: 0	SF: 0 SAC: 0 DP: 0 HBP: 0		WP: 0 PB: 0 SB: 1 CS: 1	PA: 31
PITCHER	IP WLS BF H R ER SO BB IBB HBP BLK WP HR S P ERA WHIP																		
Tom Glavine, L (1, 1) ERA: 3.92	6.0 L 25 7 2 2 7 1 0 0 0 0 0 0 73 123 3.00 1.333																		
Darren Oliver, L (7, 1) ERA: 2.05	1.0 3 0 0 0 2 0 0 0 0 0 0 0 9 14 0.00 0.000																		
Roberto Hernandez, R (8, 1) ERA: 3.11	1.0 3 0 0 0 2 0 0 0 0 0 0 0 8 13 0.00 0.000																		

Batter	1	2	3	4	5	6	7	8	9	AB	R	H	RBI	BB	SO	LOB	TOP																
7 José Reyes, S OBP: 0.352, SLG: 0.480	G3-1		16 1B	F9				G6-3		4	1	1	1	1	0	1	<p>New York Mets @ Washington Nationals Robert F. Kennedy Memorial Stadium, Washington, DC</p> <p>Sat Aug 12 2006, 7:05 PM EDT Att. 42,507 - Clear - 76 F</p> <p>livebaseballscores.com</p> <p>AB 33 R 6 H 8 RBI 6 BB 4 SO 5 LOB 14</p> 																
16 Paul Lo Duca, R OBP: 0.369, SLG: 0.425	F8		15 3B		P3	L4		B1-3		5	1	1	1	0	0	3																	
15 Carlos Beltrán, S OBP: 0.387, SLG: 0.626	21 BB				G3			21 G6-3 22 1B	G4-3	5	1	3	1	0	0	0																	
21 Carlos Delgado, L OBP: 0.354, SLG: 0.506	5 FC5-4			P6	F7			G6-3	P5	4	0	0	0	1	0	2																	
5 David Wright, R OBP: 0.387, SLG: 0.548	FC5-4			K				22 G4-3 44 1B	22 1B SF7	4	2	1	0	0	1	3																	
22 Jose Valentin, S OBP: 0.343, SLG: 0.509		K	F9			G4-3			SF7	4	0	1	1	0	1	2																	
Michael Tucker, L OBP: 0.333, SLG: 0.333		K							SF7	1	0	0	1	2	1	0																	
44 Lastings Milledge, R OBP: 0.297, SLG: 0.368										4	0	1	1	0	1	2																	
Aaron Heilman, R										0	0	0	0	0	0	0																	
13 Billy Wagner, L										0	0	0	0	0	0	0																	
33 John Maine, R										1	1	0	0	0	1	1																	
25 Pedro Feliciano, L										0	0	0	0	0	0	0																	
10 Endy Chavez, L OBP: 0.343, SLG: 0.436			7 3B							1	0	0	0	0	0	0																	
Inning Stats	R: 0 E: 0 K: 0 S: 12	H: 1 LOB: 2 BB: 1 P: 20	R: 0 E: 0 K: 2 S: 10	H: 0 LOB: 0 BB: 0 P: 13	R: 3 E: 0 K: 1 S: 18	H: 3 LOB: 1 BB: 0 P: 28	R: 0 E: 0 K: 1 S: 13	H: 0 LOB: 1 BB: 1 P: 19	R: 0 E: 0 K: 0 S: 7	H: 0 LOB: 0 BB: 0 P: 11	R: 1 E: 0 K: 0 S: 9	H: 2 LOB: 2 BB: 2 P: 21	R: 2 E: 0 K: 1 S: 17	H: 2 LOB: 1 BB: 0 P: 22	R: 0 E: 0 K: 0 S: 6	H: 0 LOB: 0 BB: 0 P: 9	R: 0 E: 0 K: 0 S: 7	H: 0 LOB: 0 BB: 0 P: 10	1B: 4 2B: 2 3B: 2 HR: 0	SF: 1 SAC: 1 DP: 0 HBP: 2	WP: 0 PB: 0 SB: 0 CS: 0	PA: 41											
PITCHER	IP WLS BF H R ER SO BB IBB HBP BLK WP HR S P ERA WHIP																																
57 Jason Bergmann, R ERA: 7.62	5.0	22	4	3	3	4	2	0	1	0	0	0	0	60	91	5.40	1.200																
Travis Hughes, R ERA: 6.75	1.0	7	2	1	1	0	1	1	0	0	0	0	0	9	21	9.00	3.000																
45 Chris Schroder, R ERA: 9.0	1.0	L	6	2	2	2	1	0	0	1	0	0	0	17	22	18.00	2.000																
52 Saul Rivera, R ERA: 4.22	2.0	6	0	0	0	0	0	0	0	0	0	0	0	13	19	0.00	0.000																

Batter	1	2	3	4	5	6	7	8	9	AB	R	H	RBI	BB	SO	LOB	BOTTOM																		
Alfonso Soriano, R OBP: 0.365, SLG: 0.600	G5-3		K					G6-3		4	1	1	2	0	1	0	<p>New York Mets @ Washington Nationals Robert F. Kennedy Memorial Stadium, Washington, DC</p> <p>Sat Aug 12 2006, 7:05 PM EDT Att. 42,507 - Clear - 76 F</p> <p>livebaseballscores.com</p> <p>AB 33 R 4 H 6 RBI 4 BB 1 SO 10 LOB 6</p> 																		
Felipe Lopez, S OBP: 0.361, SLG: 0.395	G1-4-3				G3-1			11 S 24 1B		4	1	2	0	0	0	0																			
11 Ryan Zimmerman, R OBP: 0.359, SLG: 0.479	G1-3				F9			F8		4	0	0	0	0	0	2																			
24 Nick Johnson, L OBP: 0.424, SLG: 0.526		G4-3								4	1	2	2	0	1	1																			
25 Austin Kearns, R OBP: 0.360, SLG: 0.465		K								4	0	0	0	0	3	1																			
Marlon Anderson, L OBP: 0.319, SLG: 0.423										2	0	0	0	1	0	1																			
45 Chris Schroder, R										0	0	0	0	0	0	0																			
52 Saul Rivera, S										0	0	0	0	0	0	0																			
Damian Jackson, R OBP: 0.291, SLG: 0.381		BB								1	0	0	0	0	1	0																			
44 Alex Escobar, R OBP: 0.375, SLG: 0.569		K								4	0	0	0	0	2	1																			
Brian Schneider, L OBP: 0.298, SLG: 0.298										3	0	0	0	0	0	0																			
57 Jason Bergmann, R										1	0	0	0	0	1	0																			
Travis Hughes, R										0	0	0	0	0	0	0																			
Bernie Castro, S OBP: 0.125, SLG: 0.125										2	1	1	0	0	1	0																			
Inning Stats	R: 0 E: 0 K: 0 S: 7	H: 0 LOB: 0 BB: 0 P: 10	R: 0 E: 0 K: 2 S: 8	H: 0 LOB: 1 BB: 1 P: 14	R: 0 E: 0 K: 2 S: 7	H: 0 LOB: 0 BB: 0 P: 11	R: 1 E: 0 K: 1 S: 20	H: 1 LOB: 0 BB: 0 P: 28	R: 0 E: 0 K: 1 S: 10	H: 0 LOB: 0 BB: 0 P: 15	R: 3 E: 0 K: 0 S: 14	H: 4 LOB: 1 BB: 0 P: 21	R: 0 E: 0 K: 1 S: 11	H: 0 LOB: 0 BB: 0 P: 16	R: 0 E: 0 K: 1 S: 9	H: 1 LOB: 1 BB: 0 P: 15	R: 0 E: 0 K: 2 S: 11	H: 0 LOB: 0 BB: 0 P: 15	1B: 4 2B: 0 3B: 0 HR: 2	SF: 0 SAC: 0 DP: 0 HBP: 0	WP: 1 PB: 0 SB: 1 CS: 0	PA: 34													
PITCHER	IP WLS BF H R ER SO BB IBB HBP BLK WP HR S P ERA WHIP																																		
33 John Maine, R ERA: 2.64	5.1	21	4	4	4	6	1	0	0	0	0	0	0	1	0	18	26	0.00	0.600																
25 Pedro Feliciano, L ERA: 2.14	1.0	W	6	1	0	0	1	0	0	0	0	0	0	9	15	0.00	1.000																		
Aaron Heilman, R ERA: 4.23	1.0	H	4	1	0	0	1	0	0	0	0	0	0	9	15	0.00	1.000																		
13 Billy Wagner, L ERA: 2.48	1.0	S	3	0	0	0	2	0	0	0	0	0	0	11	15	0.00	0.000																		

Batter	1	2	3	4	5	6	7	8	9	AB	R	H	RBI	BB	SO	LOB	TOP								
7 José Reyes, S OBP: 0.350, SLG: 0.476	P5			F8		G4-3		P5		4	0	0	0	0	0	0	New York Mets @ Washington Nationals Robert F. Kennedy Memorial Stadium, Washington, DC Sun Aug 13 2006, 1:05 PM EDT Att: 37,732 - Sunny - 81 F								
10 Endy Chavez, L OBP: 0.341, SLG: 0.433	G4-3			21 WP 15 BB 1B		L9		K		4	0	1	0	0	1	0									
15 Carlos Beltrán, S OBP: 0.390, SLG: 0.625	L8			21 WP BB						2	1	1	0	2	0	0									
21 Carlos Delgado, L OBP: 0.351, SLG: 0.501			F9	G1-3			F7		L8	4	0	0	0	0	0	4									
5 David Wright, R OBP: 0.386, SLG: 0.545	K			F9			FC6-4 22 E 22 S		22 E 22 WP 1B	4	1	1	0	0	1	3									
22 Jose Valentin, S OBP: 0.339, SLG: 0.504					F9		E4		SF9	3	0	0	1	0	0	0									
Ricky Ledee, L OBP: 0.250, SLG: 0.355										3	0	0	0	0	1	1									
Darren Oliver, R OBP: 0.250, SLG: 0.273			K		G3					0	0	0	0	0	0	0									
Julio Franco, R OBP: 0.336, SLG: 0.382										1	0	0	0	0	0	1									
13 Billy Wagner, L OBP: 0.336, SLG: 0.382										0	0	0	0	0	0	0									
Mike DiFelice, R OBP: 0.336, SLG: 0.382										2	0	0	0	0	1	0									
16 Paul Lo Duca, R OBP: 0.424										1	0	0	0	0	0	0									
Steve Trachsel, R OBP: 0.190, SLG: 0.211										2	0	0	0	0	2	0									
43 Royce Ring, L OBP: 0.336, SLG: 0.382										0	0	0	0	0	0	0									
Chad Bradford, R OBP: 0.336, SLG: 0.382										0	0	0	0	0	0	0									
Michael Tucker, L OBP: 0.385, SLG: 0.700										1	1	1	1	0	0	0									
Inning Stats	R: 0 E: 0 K: 0 S: 12	H: 0 LOB: 0 BB: 0 P: 19	R: 0 E: 0 K: 1 S: 6	H: 0 LOB: 0 BB: 0 P: 7	R: 0 E: 0 K: 2 S: 8	H: 0 LOB: 0 BB: 0 P: 12	R: 0 E: 0 K: 0 S: 8	H: 1 LOB: 2 BB: 1 P: 17	R: 0 E: 0 K: 1 S: 6	H: 0 LOB: 0 BB: 0 P: 10	R: 0 E: 0 K: 0 S: 8	H: 0 LOB: 0 BB: 0 P: 13	R: 1 E: 1 K: 0 S: 12	H: 1 LOB: 1 BB: 0 P: 20	R: 1 E: 0 K: 1 S: 15	H: 1 LOB: 1 BB: 1 P: 18	R: 1 E: 1 K: 0 S: 10	H: 1 LOB: 1 BB: 1 P: 17	1B: 3 2B: 0 3B: 0 HR: 1	SF: 1 SAC: 0 DP: 0 HBP: 0	WP: 2 PB: 0 SB: 1 CS: 0	PA: 34			
PITCHER	IP WLS BF H R ER SO BB IBB HBP BLK WP HR S P ERA WHIP	IP WLS BF H R ER SO BB IBB HBP BLK WP HR S P ERA WHIP	IP WLS BF H R ER SO BB IBB HBP BLK WP HR S P ERA WHIP	IP WLS BF H R ER SO BB IBB HBP BLK WP HR S P ERA WHIP	IP WLS BF H R ER SO BB IBB HBP BLK WP HR S P ERA WHIP	IP WLS BF H R ER SO BB IBB HBP BLK WP HR S P ERA WHIP	IP WLS BF H R ER SO BB IBB HBP BLK WP HR S P ERA WHIP	IP WLS BF H R ER SO BB IBB HBP BLK WP HR S P ERA WHIP	IP WLS BF H R ER SO BB IBB HBP BLK WP HR S P ERA WHIP	IP WLS BF H R ER SO BB IBB HBP BLK WP HR S P ERA WHIP	IP WLS BF H R ER SO BB IBB HBP BLK WP HR S P ERA WHIP	IP WLS BF H R ER SO BB IBB HBP BLK WP HR S P ERA WHIP	IP WLS BF H R ER SO BB IBB HBP BLK WP HR S P ERA WHIP	IP WLS BF H R ER SO BB IBB HBP BLK WP HR S P ERA WHIP	IP WLS BF H R ER SO BB IBB HBP BLK WP HR S P ERA WHIP	IP WLS BF H R ER SO BB IBB HBP BLK WP HR S P ERA WHIP	IP WLS BF H R ER SO BB IBB HBP BLK WP HR S P ERA WHIP	IP WLS BF H R ER SO BB IBB HBP BLK WP HR S P ERA WHIP	IP WLS BF H R ER SO BB IBB HBP BLK WP HR S P ERA WHIP	IP WLS BF H R ER SO BB IBB HBP BLK WP HR S P ERA WHIP	IP WLS BF H R ER SO BB IBB HBP BLK WP HR S P ERA WHIP	IP WLS BF H R ER SO BB IBB HBP BLK WP HR S P ERA WHIP	IP WLS BF H R ER SO BB IBB HBP BLK WP HR S P ERA WHIP	IP WLS BF H R ER SO BB IBB HBP BLK WP HR S P ERA WHIP	IP WLS BF H R ER SO BB IBB HBP BLK WP HR S P ERA WHIP

AB	31
R	3
H	4
RBI	2
BB	2
SO	6
LOB	9



Batter	1	2	3	4	5	6	7	8	9	AB	R	H	RBI	BB	SO	LOB	BOTTOM								
Alfonso Soriano, R OBP: 0.364, SLG: 0.604	K			HR		P5	G4-3			4	1	1	1	0	1	3	New York Mets @ Washington Nationals Robert F. Kennedy Memorial Stadium, Washington, DC Sun Aug 13 2006, 1:05 PM EDT Att: 37,732 - Sunny - 81 F								
Felipe Lopez, S OBP: 0.359, SLG: 0.391	K			G4-3		G3		K		4	0	0	0	0	2	0									
11 Ryan Zimmerman, R OBP: 0.362, SLG: 0.483	F9			24 G3 BB				24 F3-4-3 1B		3	0	2	0	1	0	0									
24 Nick Johnson, L OBP: 0.421, SLG: 0.521				G3		F8		F8-4-3		4	0	0	0	0	1	3									
25 Austin Kearns, R OBP: 0.357, SLG: 0.460				G6-3				L9		4	0	0	0	0	0	1									
Ryan Church, L OBP: 0.345, SLG: 0.471				G4-3				P6		4	0	0	0	0	1	0									
Marlon Anderson, L OBP: 0.323, SLG: 0.425				G3		P5		1B 1B		4	0	2	0	0	0	0									
Brian Schneider, L OBP: 0.301, SLG: 0.302				G6-3						3	0	2	0	0	0	0									
44 Alex Escobar, R OBP: 0.365, SLG: 0.569								BB		0	0	0	0	1	0	0									
Bernie Castro, S OBP: 0.125, SLG: 0.125								1B		0	0	0	0	0	0	0									
Tony Amas, R OBP: 0.211, SLG: 0.086										2	0	0	0	0	1	1									
Darvyl Ward, L OBP: 0.421, SLG: 0.691										0	0	0	0	0	0	0									
Darvyl Ward, L OBP: 0.421, SLG: 0.691										0	0	0	0	0	0	0									
Darvyl Ward, L OBP: 0.421, SLG: 0.691										0	0	0	0	0	0	0									
Jon Rauch, R OBP: 0.329, SLG: 0.381										0	0	0	0	0	0	0									
52 Saul Rivera, S OBP: 0.200, SLG: 0.087										1	0	0	0	0	0	2									
Inning Stats	R: 0 E: 0 K: 2 S: 7	H: 0 LOB: 0 BB: 0 P: 10	R: 0 E: 0 K: 1 S: 8	H: 0 LOB: 0 BB: 0 P: 16	R: 0 E: 0 K: 1 S: 7	H: 0 LOB: 0 BB: 0 P: 13	R: 1 E: 0 K: 0 S: 9	H: 1 LOB: 1 BB: 1 P: 17	R: 0 E: 0 K: 0 S: 10	H: 1 LOB: 1 BB: 0 P: 14	R: 0 E: 0 K: 0 S: 9	H: 1 LOB: 1 BB: 0 P: 13	R: 0 E: 0 K: 0 S: 11	H: 2 LOB: 3 BB: 1 P: 24	R: 0 E: 0 K: 1 S: 7	H: 1 LOB: 0 BB: 0 P: 11	R: 0 E: 0 K: 1 S: 14	H: 1 LOB: 2 BB: 1 P: 26	1B: 5 2B: 2 3B: 0 HR: 1	SF: 0 SAC: 0 DP: 1 HBP: 0	WP: 0 PB: 0 SB: 0 CS: 0	PA: 36			
PITCHER	IP WLS BF H R ER SO BB IBB HBP BLK WP HR S P ERA WHIP	IP WLS BF H R ER SO BB IBB HBP BLK WP HR S P ERA WHIP	IP WLS BF H R ER SO BB IBB HBP BLK WP HR S P ERA WHIP	IP WLS BF H R ER SO BB IBB HBP BLK WP HR S P ERA WHIP	IP WLS BF H R ER SO BB IBB HBP BLK WP HR S P ERA WHIP	IP WLS BF H R ER SO BB IBB HBP BLK WP HR S P ERA WHIP	IP WLS BF H R ER SO BB IBB HBP BLK WP HR S P ERA WHIP	IP WLS BF H R ER SO BB IBB HBP BLK WP HR S P ERA WHIP	IP WLS BF H R ER SO BB IBB HBP BLK WP HR S P ERA WHIP	IP WLS BF H R ER SO BB IBB HBP BLK WP HR S P ERA WHIP	IP WLS BF H R ER SO BB IBB HBP BLK WP HR S P ERA WHIP	IP WLS BF H R ER SO BB IBB HBP BLK WP HR S P ERA WHIP	IP WLS BF H R ER SO BB IBB HBP BLK WP HR S P ERA WHIP	IP WLS BF H R ER SO BB IBB HBP BLK WP HR S P ERA WHIP	IP WLS BF H R ER SO BB IBB HBP BLK WP HR S P ERA WHIP	IP WLS BF H R ER SO BB IBB HBP BLK WP HR S P ERA WHIP	IP WLS BF H R ER SO BB IBB HBP BLK WP HR S P ERA WHIP	IP WLS BF H R ER SO BB IBB HBP BLK WP HR S P ERA WHIP	IP WLS BF H R ER SO BB IBB HBP BLK WP HR S P ERA WHIP	IP WLS BF H R ER SO BB IBB HBP BLK WP HR S P ERA WHIP	IP WLS BF H R ER SO BB IBB HBP BLK WP HR S P ERA WHIP	IP WLS BF H R ER SO BB IBB HBP BLK WP HR S P ERA WHIP	IP WLS BF H R ER SO BB IBB HBP BLK WP HR S P ERA WHIP	IP WLS BF H R ER SO BB IBB HBP BLK WP HR S P ERA WHIP	IP WLS BF H R ER SO BB IBB HBP BLK WP HR S P ERA WHIP

AB	33
R	1
H	7
RBI	1
BB	3
SO	6
LOB	10



Batter	1	2	3	4	5	6	7	8	9	AB R H RBI BB SO LOB	TOP											
Marcus Giles, R OBP: 0.356, SLG: 0.400	3-1 F8		1-2 G3		2-2 10 HR	2-2 F7		2-1 10 HR		5 2 2 0 0 0 0	Atlanta Braves @ Washington Nationals Robert F. Kennedy Memorial Stadium, Washington, DC Mon Aug 14 2006, 7:05 PM EDT Att: 21,550 - Clear - 85 F											
11 Edgar Renteria, R OBP: 0.375, SLG: 0.441 54 Chad Paronto, R Wayne Franklin, L	1-1 G1-3		2-0 G6-3		0-2 F9	2-1 G4-3		1-2 K		5 0 0 0 0 1 2 0 0 0 0 0 0 0 0 0 0 0 0 0 0												
10 Chipper Jones, S OBP: 0.424, SLG: 0.592	2-2 1B		0-0 F7		0-1 HR	3-1 HR		3-2 HR		5 3 4 5 0 0 0												
Andruw Jones, R OBP: 0.358, SLG: 0.533	1-3 K			0-0 16 G4-3 23 1B	0-2 16 2B			2-1 F9		4 2 2 0 1 1 1												
16 Brian McCann, L OBP: 0.404, SLG: 0.569		2-2 G3		1-2 G4-3	0-0 23 1B	0-1 G4-3		1-1 P5		5 1 1 1 0 0 2												
7 Jeff Francoeur, R OBP: 0.281, SLG: 0.447		2-3 K		3-2 P3	3-3 K		0-0 F8		1-1 G4-3	5 0 0 0 0 2 2												
Adam LaRoche, L OBP: 0.338, SLG: 0.544		1-2 23 HR BB		4-0 23 1B IBB	4-0 23 1B IBB		2-3 K		0-0 2B	2 1 1 0 3 1 0												
23 Matt Diaz, R OBP: 0.375, SLG: 0.521		0-0 1-H HR		1-2 1B	3-2 1B		1-2 1B		0-1 G6-3	5 1 4 4 0 0 1												
36 Chuck James, L Tony Pena Jr., R OBP: 0.118, SLG: 0.063		0-2 G3-1		1-3 K	3-3 K		3-2 F7		1-2 P3	4 0 0 0 0 2 5 1 0 0 0 0 0 1												
Inning Stats	R: 0 E: 0 K: 1 S: 11	H: 1 LOB: 1 BB: 0 P: 18	R: 2 E: 0 K: 1 S: 18	H: 1 LOB: 0 BB: 1 P: 26	R: 0 E: 0 K: 0 S: 5	H: 0 LOB: 0 BB: 0 P: 8	R: 1 E: 0 K: 1 S: 14	H: 2 LOB: 2 BB: 1 P: 24	R: 4 E: 0 K: 2 S: 26	H: 5 LOB: 2 BB: 1 P: 41		R: 1 E: 0 K: 0 S: 10	H: 1 LOB: 1 BB: 0 P: 21	R: 0 E: 0 K: 1 S: 10	H: 1 LOB: 0 BB: 0 P: 16	R: 2 E: 0 K: 1 S: 12	H: 2 LOB: 0 BB: 0 P: 21	R: 0 E: 0 K: 0 S: 9	H: 1 LOB: 1 BB: 0 P: 11	1B: 6 2B: 4 3B: 0 HR: 4	SF: 0 SAC: 0 DP: 0 HBP: 0	WP: 0 PB: 0 CS: 0
PITCHER	IP WLS BF H R ER SO BB IBB HBP BLK WP HR S P ERA WHIP											IP WLS BF H R ER SO BB IBB HBP BLK WP HR S P ERA WHIP										
Ramon Ortiz, R ERA: 4.88	4.2 L 26 9 7 7 4 1 2 0 0 0 0 2 71 111 13.50 2.143																					
35 Ryan Wagner, R ERA: 12.0	1.1 6 1 1 1 1 1 0 0 0 0 1 13 27 6.75 1.500																					
Travis Hughes, R ERA: 7.5	2.0 9 3 2 2 2 0 0 0 0 0 1 22 37 9.00 1.500																					
45 Chris Schroder, R ERA: 6.0	1.0 4 1 0 0 0 0 0 0 0 0 0 9 11 0.00 1.000																					

AB 41
R 10
H 14
RBI 10
BB 4
SO 7
LOB 14



Batter	1	2	3	4	5	6	7	8	9	AB R H RBI BB SO LOB	BOTTOM											
Alfonso Soriano, R OBP: 0.366, SLG: 0.605	0-1 25 1B		4-1 IBB		2-2 E S 1B		1-2 L7		2-1 G6-3	4 2 2 1 1 0 0	Atlanta Braves @ Washington Nationals Robert F. Kennedy Memorial Stadium, Washington, DC Mon Aug 14 2006, 7:05 PM EDT Att: 21,550 - Clear - 85 F											
Felipe Lopez, S	1-3 K		1-2 G4-3		1-0 1B		3-1 F8			4 0 1 1 0 1 3												
11 Ryan Zimmerman, R OBP: 0.359, SLG: 0.478 Damian Jackson, R OBP: 0.291, SLG: 0.381	2 SAFE G5-3		2-2 G6-3		0-1 P4		2-1 F8			4 0 0 0 0 0 2 0 0 0 0 0 0 0												
24 Nick Johnson, L OBP: 0.421, SLG: 0.522	4-2 25 1B BB		2-0 2B		0-0 F8			3-2 G4-3		3 0 1 0 1 0 0												
25 Austin Kearns, R OBP: 0.356, SLG: 0.458	0-0 1B		1-0 F9		1-3 K			1-3 K		4 0 1 1 0 2 1												
44 Alex Escobar, R OBP: 0.362, SLG: 0.532	3-3 K		1-3 K		1-2 G5-3			1-3 K		4 0 0 0 0 3 3												
Brandon Harper, R OBP: 0.375, SLG: 0.429		0-3 K		0-2 P4		0-2 G5-4-3 1B		0-1 G3		4 0 1 0 0 1 0												
Bernie Castro, S OBP: 0.250, SLG: 0.250		0-1 WP SH1-4 1B		1-0 SH1-4 1B		0-0 G5-4-3		2-1 G6-3		4 1 2 0 0 0 1												
Ramon Ortiz, R ERA: 4.88 35 Ryan Wagner, R ERA: 12.0 Marlon Anderson, L OBP: 0.321, SLG: 0.423 Travis Hughes, R ERA: 7.5 45 Chris Schroder, R ERA: 6.0 Ryan Church, L OBP: 0.350, SLG: 0.500		0-0 SH1-4		1-2 SH1-4		2-2 G4-3		2-1 HR		0 0 0 0 0 0 0 0 0 0 0 0 0 0 1 0 1 1 1 1 0 0 0												
Inning Stats	R: 1 E: 0 K: 2 S: 16	H: 2 LOB: 2 BB: 1 P: 27	R: 0 E: 0 K: 1 S: 10	H: 1 LOB: 1 BB: 1 P: 15	R: 0 E: 0 K: 1 S: 10	H: 1 LOB: 1 BB: 0 P: 16	R: 2 E: 0 K: 0 S: 13	H: 3 LOB: 1 BB: 0 P: 18	R: 0 E: 0 K: 1 S: 7	H: 0 LOB: 0 BB: 0 P: 9		R: 0 E: 0 K: 0 S: 9	H: 1 LOB: 0 BB: 0 P: 11	R: 0 E: 0 K: 0 S: 9	H: 0 LOB: 0 BB: 0 P: 15	R: 0 E: 0 K: 2 S: 10	H: 0 LOB: 0 BB: 0 P: 15	R: 1 E: 0 K: 0 S: 8	H: 1 LOB: 0 BB: 0 P: 14	1B: 6 2B: 2 3B: 0 HR: 1	SF: 0 SAC: 2 DP: 1 HBP: 0	WP: 1 PB: 0 SB: 1 CS: 0
PITCHER	IP WLS BF H R ER SO BB IBB HBP BLK WP HR S P ERA WHIP											IP WLS BF H R ER SO BB IBB HBP BLK WP HR S P ERA WHIP										
36 Chuck James, L ERA: 4.45	7.0 W 30 8 3 2 5 1 1 0 0 0 0 74 111 2.57 1.286																					
54 Chad Paronto, R ERA: 2.52	1.0 3 0 0 0 2 0 0 0 0 0 0 10 15 0.00 0.000																					
Wayne Franklin, L ERA: 3.86	1.0 4 1 1 1 0 0 0 0 0 0 1 8 14 9.00 1.000																					

AB 33
R 4
H 9
RBI 4
BB 2
SO 7
LOB 10



Batter	1	2	3	4	5	6	7	8	9	AB	R	H	RBI	BB	SO	LOB	TOP			
Marcus Giles, R (1,4) OBP: 0.354, SLG: 0.397 Ken Ray, R (6,1) Tyler Yates, R (7,1) Kevin Barry, R (8,1) 11 Edgar Renteria, R (9,PH) OBP: 0.374, SLG: 0.440 23 Matt Diaz, R (1,7) OBP: 0.368, SLG: 0.510	G6-3		G6-3			F8			P3	3	0	0	0	0	0	0	Atlanta Braves @ Washington Nationals Robert F. Kennedy Memorial Stadium, Washington, DC Tue Aug 15 2006, 7:05 PM EDT Att: 24,036 - Clear - 85 F livebaseballscores.com			
10 Chipper Jones, S (1,5) OBP: 0.421, SLG: 0.586	G6-3		K				G3-1		K	4	0	0	0	0	2	0				
Adam LaRoche, L (1,3) OBP: 0.338, SLG: 0.542	F7		G1-3				F8			3	0	0	0	0	0	0				
16 Brian McCann, L (1,2) OBP: 0.400, SLG: 0.563		K					1B			3	0	1	0	0	2	0				
7 Jeff Francoeur, R (1,9) OBP: 0.281, SLG: 0.447	F7						F9			3	0	0	0	0	0	1				
Ryan Langerhans, L (1,8) OBP: 0.334, SLG: 0.381	G4-3						FC6-4 1B		G5-3	3	0	1	0	0	0	0				
Tony Pena Jr., R (1,6) OBP: 0.100, SLG: 0.053			K				G4-3		G4-3	3	0	0	0	0	1	1				
40 Lance Cormier, R (1,1) 49 Macay McBride, L (5,1) 4 Pete Orr, L (6,PH) OBP: 0.228, SLG: 0.323 (6,4)	G6-3						L7		G3	3	0	0	0	0	0	0				
	P4						L3		F9	1	0	0	0	0	0	0				
										2	0	0	0	0	0	0				
Inning Stats	R: 0 E: 0 K: 0 S: 8	H: 0 LOB: 0 BB: 0 P: 10	R: 0 E: 0 K: 1 S: 7	H: 0 LOB: 0 BB: 0 P: 7	R: 0 E: 0 K: 1 S: 6	H: 0 LOB: 0 BB: 0 P: 8	R: 0 E: 0 K: 1 S: 5	H: 1 LOB: 1 BB: 0 P: 8	R: 0 E: 0 K: 0 S: 5	H: 0 LOB: 0 BB: 0 P: 8	R: 0 E: 0 K: 0 S: 9	H: 1 LOB: 1 BB: 0 P: 12	R: 0 E: 0 K: 0 S: 6	H: 0 LOB: 0 BB: 0 P: 9	R: 0 E: 0 K: 1 S: 10	H: 0 LOB: 0 BB: 0 P: 12	1B: 2 2B: 0 3B: 0 HR: 0	SF: 0 SAC: 0 DP: 0 HBP: 0	WP: 0 PB: 0 CS: 0	PA: 29
PITCHER Pedro Astacio, R (1,1) ERA: 4.64	IP: 9.0 WLS: W BF: 29 H: 2 R: 0 ER: 0 SO: 5 BB: 0 IBB: 0 HBP: 0 BLK: 0 WP: 0 HR: 0 S: 66 P: 89 ERA: 0.00 WHIP: 0.222															PITCHER Pedro Astacio, R (1,1) ERA: 4.64	IP: 9.0 WLS: W BF: 29 H: 2 R: 0 ER: 0 SO: 5 BB: 0 IBB: 0 HBP: 0 BLK: 0 WP: 0 HR: 0 S: 66 P: 89 ERA: 0.00 WHIP: 0.222			

Batter	1	2	3	4	5	6	7	8	9	AB	R	H	RBI	BB	SO	LOB	BOTTOM			
Alfonso Soriano, R (1,7) OBP: 0.367, SLG: 0.604	F8		E 25 E 1B	G4-6-3 1B		F7				4	1	2	0	0	0	0	Atlanta Braves @ Washington Nationals Robert F. Kennedy Memorial Stadium, Washington, DC Tue Aug 15 2006, 7:05 PM EDT Att: 24,036 - Clear - 85 F livebaseballscores.com			
Felipe Lopez, S (1,6) OBP: 0.357, SLG: 0.389	K		1 SAFE E4 25 E 1B	G4-6-3 1B		G4-3				4	1	1	0	0	1	2				
11 Ryan Zimmerman, R (1,5) OBP: 0.356, SLG: 0.474	K2-3		K				G5-3			4	0	0	0	0	3	2				
24 Nick Johnson, L (1,3) OBP: 0.422, SLG: 0.519		L7	E 25 E 1B	G4-6-3 1B		G4-3				2	2	0	0	2	0	0				
25 Austin Kearns, R (1,9) OBP: 0.355, SLG: 0.459		G4-3	E6 44 SF9 1B	G4-6-3 1B		G4-3				4	0	1	2	0	1	1				
44 Alex Escobar, R (1,8) OBP: 0.356, SLG: 0.523 Ryan Church, L (9,8) OBP: 0.350, SLG: 0.500		1B	1-3 2-H 3-H 1B	SF9		G6-3				3	1	1	1	0	0	1				
Brian Schneider, L (1,2) OBP: 0.303, SLG: 0.302		1B	1-3 1B	L8						0	0	0	0	0	0	0				
Bernie Castro, S (1,4) OBP: 0.250, SLG: 0.250							G6-3		G3	3	0	1	1	0	0	1				
									P5	3	0	1	0	1	0	1				
									L8	4	0	1	1	0	1	2				
Pedro Astacio, R (1,1) OBP: 0.188, SLG: 0.133	G5-3					G6-3				3	0	1	0	0	0	2				
Inning Stats	R: 0 E: 0 K: 2 S: 7	H: 3 LOB: 2 BB: 0 P: 9	R: 3 E: 0 K: 1 S: 14	H: 2 LOB: 1 BB: 1 P: 27	R: 0 E: 0 K: 0 S: 8	H: 2 LOB: 1 BB: 0 P: 13	R: 1 E: 0 K: 2 S: 10	H: 1 LOB: 2 BB: 2 P: 22	R: 0 E: 0 K: 0 S: 6	H: 0 LOB: 0 BB: 0 P: 10	R: 0 E: 0 K: 1 S: 6	H: 0 LOB: 0 BB: 0 P: 9	R: 0 E: 0 K: 0 S: 6	H: 0 LOB: 0 BB: 0 P: 9	R: 0 E: 0 K: 0 S: 6	H: 0 LOB: 0 BB: 0 P: 9	1B: 7 2B: 2 3B: 0 HR: 0	SF: 1 SAC: 0 DP: 1 HBP: 0	WP: 0 PB: 0 CS: 0	PA: 35
PITCHER 40 Lance Cormier, R (1,1) ERA: 6.08 49 Macay McBride, L (5,1) ERA: 4.09 Ken Ray, R (6,1) ERA: 3.62 Tyler Yates, R (7,1) ERA: 4.76 Kevin Barry, R (8,1) ERA: 7.2	IP: 4.2 WLS: L BF: 24 H: 8 R: 5 ER: 3 SO: 4 BB: 1 IBB: 0 HBP: 0 BLK: 0 WP: 0 HR: 0 S: 44 P: 76 ERA: 5.79 WHIP: 1.929															PITCHER Pedro Astacio, R (1,1) ERA: 4.64	IP: 9.0 WLS: W BF: 29 H: 2 R: 0 ER: 0 SO: 5 BB: 0 IBB: 0 HBP: 0 BLK: 0 WP: 0 HR: 0 S: 66 P: 89 ERA: 0.00 WHIP: 0.222			

AB 29
R 0
H 2
RBI 0
BB 0
SO 5
LOB 2



AB 31
R 5
H 8
RBI 4
BB 3
SO 6
LOB 11



Batter	1	2	3	4	5	6	7	8	9	AB	R	H	RBI	BB	SO	LOB	TOP					
Marcus Giles, R OBP: 0.350, SLG: 0.393	F7		F8		P4	FC6-4			FC6-4	5	0	0	0	0	0	3						
11 Edgar Renteria, R OBP: 0.370, SLG: 0.435	G5-3			E5	G6-3				FC5-4	5	1	0	0	0	0	1						
10 Chipper Jones, S OBP: 0.418, SLG: 0.580	G3			7 2B	G3				G4-3	5	1	1	0	0	1	1						
7 Jeff Francoeur, R OBP: 0.283, SLG: 0.449		K		1B	FC6-4	1B			F9	4	2	2	1	0	1	0						
23 Matt Diaz, R OBP: 0.370, SLG: 0.513		2B		FC6-4	1B	HBP			F8	3	0	1	0	0	0	1						
Adam LaRoche, L OBP: 0.345, SLG: 0.553		2B		FC6-4	1B	HBP			HR	2	2	2	2	1	0	0						
Todd Pratt, R OBP: 0.246, SLG: 0.297	G4-6-3			FC6-4	1B				K	4	0	0	1	0	1	6						
Ryan Langerhans, L OBP: 0.333, SLG: 0.379			K	K					K	4	0	1	1	0	3	2						
29 John Smoltz, R Andrew Jones, R Tony Peña, Jr. 54 Chad Farnsworth, R Ken Ray, R 49 Macay McBride, L Tyler Yates, R 4 Pete Orr, L	G1-3		G5-3						FC6-4	2	0	0	0	0	0	2						
Inning Stats	R: 0 E: 0 K: 0 S: 10	H: 0 LOB: 0 BB: 0 P: 14	R: 0 E: 0 K: 1 S: 8	H: 1 LOB: 1 BB: 1 P: 15	R: 0 E: 0 K: 1 S: 9	H: 0 LOB: 0 BB: 0 P: 13	R: 3 E: 0 K: 1 S: 16	H: 3 LOB: 2 BB: 0 P: 24	R: 0 E: 0 K: 0 S: 4	H: 0 LOB: 0 BB: 0 P: 8	R: 2 E: 0 K: 0 S: 7	H: 3 LOB: 2 BB: 0 P: 9	R: 0 E: 0 K: 1 S: 7	H: 0 LOB: 0 BB: 0 P: 9	R: 1 E: 0 K: 2 S: 10	H: 1 LOB: 0 BB: 0 P: 15	R: 0 E: 0 K: 0 S: 12	H: 1 LOB: 1 BB: 0 P: 16	1B: 6 2B: 2 3B: 0 HR: 1	SF: 0 SAC: 0 DP: 1 HBP: 2	WP: 0 PB: 0 SB: 0 CS: 0	PA: 39
PITCHER	IP WLS BF H R ER SO BB IBB HBP BLK WP HR S P ERA WHIP																					
40 Billy Traber, L ERA: 5.49	5.2 W 26 6 5 4 3 1 0 2 0 0 0 52 81 6.35 1.235																					
52 Saul Rivera, R ERA: 4.01	1.1 H 5 1 0 0 1 0 0 0 0 0 0 9 11 0.00 0.750																					
Jon Rauch, R ERA: 3.31	1.0 4 1 1 2 0 0 0 0 0 0 1 10 15 9.00 1.000																					
32 Chad Cordero, R ERA: 3.31	1.0 S 4 1 0 0 0 0 0 0 0 0 0 12 16 0.00 1.000																					

Atlanta Braves @ Washington Nationals
Robert F. Kennedy Memorial Stadium, Washington, DC

AB 36
R 6
H 9
RBI 6
BB 1
SO 6
LOB 16



Wed Aug 16 2006, 7:05 PM EDT
Att: 28,094 - Clear - 84 F


Batter	1	2	3	4	5	6	7	8	9	AB	R	H	RBI	BB	SO	LOB	BOTTOM			
Alfonso Soriano, R OBP: 0.365, SLG: 0.600	F8			F7		F7			K	5	0	1	1	0	1	1				
Felipe Lopez, S OBP: 0.359, SLG: 0.390	11 S			11 HR		L7			G1-3	4	2	2	0	1	0	1				
11 Ryan Zimmerman, R OBP: 0.356, SLG: 0.480	K			24 HR		CS			F8	5	1	2	3	0	1	1				
24 Nick Johnson, L OBP: 0.426, SLG: 0.519				G4-3					E5	2	1	1	1	3	0	0				
25 Austin Kearns, R OBP: 0.352, SLG: 0.453				G5-3					24 BB	5	0	0	0	0	2	7				
44 Alex Escobar, R OBP: 0.385, SLG: 0.515						G1-3				3	1	1	0	0	1	0				
52 Saul Rivera, S										0	0	0	0	0	0	0				
Marlon Anderson, L OBP: 0.324, SLG: 0.423										0	1	0	0	1	0	0				
Jon Rauch, R										0	0	0	0	0	0	0				
32 Chad Cordero, R										0	0	0	0	0	0	0				
Brian Schneider, L OBP: 0.306, SLG: 0.318										4	2	2	3	0	1	0				
Bernie Castro, S OBP: 0.300, SLG: 0.300										4	0	2	1	0	0	1				
40 Billy Traber, L OBP: 0.250, SLG: 0.143										1	1	0	0	1	1	1				
Ryan Church, L OBP: 0.352, SLG: 0.500										2	0	1	0	0	0	1				
Inning Stats	R: 0 E: 0 K: 2 S: 14	H: 0 LOB: 2 BB: 2 P: 28	R: 4 E: 0 K: 1 S: 22	H: 6 LOB: 2 BB: 1 P: 32	R: 0 E: 0 K: 3 S: 12	H: 1 LOB: 1 BB: 0 P: 16	R: 2 E: 0 K: 0 S: 16	H: 2 LOB: 0 BB: 0 P: 25	R: 0 E: 0 K: 0 S: 5	H: 0 LOB: 0 BB: 0 P: 9	R: 0 E: 0 K: 0 S: 5	H: 1 LOB: 0 BB: 0 P: 10	R: 3 E: 0 K: 0 S: 12	H: 2 LOB: 1 BB: 2 P: 24	R: 0 E: 1 K: 1 S: 9	H: 0 LOB: 2 BB: 1 P: 13	1B: 9 2B: 1 3B: 0 HR: 2	SF: 0 SAC: 0 DP: 0 HBP: 0	WP: 0 PB: 0 SB: 1 CS: 1	PA: 42
PITCHER	IP WLS BF H R ER SO BB IBB HBP BLK WP HR S P ERA WHIP																			
29 John Smoltz, R ERA: 3.62	5.0 L 26 9 6 6 6 3 0 0 0 0 0 0 69 110 10.80 2.400																			
54 Chad Paronto, R ERA: 2.45	1.0 3 1 0 0 0 0 0 0 0 0 0 5 10 0.00 1.000																			
Ken Ray, R ERA: 4.07	0.2 6 2 3 3 0 2 0 0 0 0 0 1 11 22 40.50 6.000																			
49 Macay McBride, L ERA: 4.03	0.1 1 0 0 0 0 0 0 0 0 0 0 0 1 2 0.00 0.000																			
Tyler Yates, R ERA: 4.6	1.0 5 0 0 0 1 1 0 0 0 0 0 0 9 13 0.00 1.000																			


Atlanta Braves @ Washington Nationals
Robert F. Kennedy Memorial Stadium, Washington, DC

AB 35
R 9
H 12
RBI 9
BB 6
SO 7
LOB 13



Wed Aug 16 2006, 7:05 PM EDT
Att: 28,094 - Clear - 84 F

Batter	1	2	3	4	5	6	7	8	9	AB	R	H	RBI	BB	SO	LOB	TOP										
Marcus Giles, R OBP: 0.391, SLG: 0.391	L8		G5-3		11 1B		11 1B HBP		K	4	1	1	2	0	1	2	Atlanta Braves @ Washington Nationals Robert F. Kennedy Memorial Stadium, Washington, DC Thu Aug 17 2006, 1:05 PM EDT Att: 29,007 - Sunny - 81 F										
11 Edgar Renteria, R OBP: 0.373, SLG: 0.437	G5-3		G5-3		2-H 3-H 1B		1-2 2-H 1B		1B	5	0	3	2	0	0	1											
10 Chipper Jones, S OBP: 0.413, SLG: 0.571	K			F7	P5		F8		G3-1	5	0	0	0	0	1	5											
16 Brian McCann, L OBP: 0.398, SLG: 0.569		HR		G4-3		G1		P4		4	1	1	1	0	0	0											
Adam LaRoche, L OBP: 0.344, SLG: 0.549		F8		K		G3				3	0	0	0	1	1	0											
7 Jeff Francoeur, R OBP: 0.280, SLG: 0.446		F8			F9	G6-3		L6		4	0	0	0	0	0	1											
23 Matt Diaz, R OBP: 0.373, SLG: 0.518		CS 1B			WP 1B	G5-3		K		4	1	2	0	0	1	1											
Ryan Langerhans, L OBP: 0.342, SLG: 0.379		CS	G5-3 BB		SH2-4 1B BB		11 1B HBP BB	FC5-4 BB		0	2	0	0	4	0	0											
Oscar Villarreal, L 54 Chad Paronto, R 4 Pete Orr, L Danyls Baez, R Tony Pena, Jr., R 28 Bob Wickman, R			B1		SH2-4	L5		FC5-4 11 1B		1	0	0	0	0	0	1											
Inning Stats	R: 0 E: 0 K: 1 S: 9	H: 0 LOB: 0 BB: 0 P: 14	R: 1 E: 0 K: 0 S: 10	H: 2 LOB: 0 BB: 0 P: 19	R: 0 E: 0 K: 0 S: 11	H: 0 LOB: 1 BB: 1 P: 18	R: 0 E: 0 K: 1 S: 8	H: 0 LOB: 0 BB: 0 P: 13	R: 3 E: 0 K: 0 S: 11	H: 3 LOB: 1 BB: 1 P: 21	R: 0 E: 0 K: 0 S: 6	H: 0 LOB: 0 BB: 0 P: 11	R: 1 E: 0 K: 0 S: 18	H: 1 LOB: 2 BB: 1 P: 28	R: 0 E: 0 K: 1 S: 8	H: 0 LOB: 1 BB: 1 P: 14		R: 0 E: 0 K: 1 S: 9	H: 1 LOB: 2 BB: 1 P: 16	1B: 5 2B: 1 3B: 0 HR: 1	SF: 0 SAC: 1 DP: 0 HBP: 1	WP: 1 PB: 0 CS: 1	PA: 40				
PITCHER	IP	WLS	BF	H	R	ER	SO	BB	IBB	HBP	BLK	WP	HR	S	P	ERA	WHIP										
57 Jason Bergmann, R ERA: 7.31	6.0	L	24	5	4	4	2	2	0	0	0	1	1	55	96	6.00	1.167										
45 Chris Schroder, R ERA: 6.75	1.0		6	1	1	1	0	1	0	1	0	0	0	18	28	9.00	2.000										
Travis Hughes, R ERA: 5.63	2.0		9	1	0	0	2	2	0	0	0	0	0	17	30	0.00	1.500										

Batter	1	2	3	4	5	6	7	8	9	AB	R	H	RBI	BB	SO	LOB	BOTTOM										
Alfonso Soriano, R OBP: 0.363, SLG: 0.595	F7		K			G5-3		L4		4	0	0	0	0	1	1	Atlanta Braves @ Washington Nationals Robert F. Kennedy Memorial Stadium, Washington, DC Thu Aug 17 2006, 1:05 PM EDT Att: 29,007 - Sunny - 81 F										
Felipe Lopez, S OBP: 0.358, SLG: 0.389	K			K		1B		G4-3		4	0	1	0	0	2	1											
11 Ryan Zimmerman, R OBP: 0.354, SLG: 0.476	L8			G5-3		L5			K	4	0	0	0	0	1	1											
24 Nick Johnson, L OBP: 0.422, SLG: 0.514		G4-3		L7		L6		G4-3		4	0	0	0	0	0	0											
25 Austin Kearns, R OBP: 0.391, SLG: 0.451		FC3-6 1B		G6-3		F9		K		4	0	1	0	0	1	0											
Ryan Church, L OBP: 0.358, SLG: 0.508 Travis Hughes, R		F7		FC4 BB		2B				2	0	1	0	1	0	1											
Brian Schneider, L OBP: 0.303, SLG: 0.315		FC3-6		K		G3-1				3	0	0	0	0	1	3											
Bernie Castro, S OBP: 0.261, SLG: 0.261			G6-3		FC4			G3		3	0	0	0	0	0	1											
57 Jason Bergmann, R ERA: 4.15 Marlon Anderson, L OBP: 0.323, SLG: 0.421 45 Chris Schroder, R ERA: 4.03 44 Alex Escobar, R OBP: 0.364, SLG: 0.522			L8			P2		1B		1	0	0	0	0	0	0											
Inning Stats	R: 0 E: 0 K: 1 S: 10	H: 0 LOB: 0 BB: 0 P: 13	R: 0 E: 0 K: 0 S: 10	H: 1 LOB: 1 BB: 0 P: 11	R: 0 E: 0 K: 1 S: 8	H: 0 LOB: 0 BB: 0 P: 13	R: 0 E: 0 K: 1 S: 11	H: 0 LOB: 0 BB: 0 P: 14	R: 0 E: 0 K: 0 S: 9	H: 1 LOB: 1 BB: 0 P: 14	R: 0 E: 0 K: 0 S: 5	H: 1 LOB: 1 BB: 0 P: 9	R: 0 E: 0 K: 0 S: 7	H: 1 LOB: 1 BB: 0 P: 11	R: 0 E: 0 K: 2 S: 8	H: 0 LOB: 0 BB: 0 P: 11		1B: 3 2B: 1 3B: 0 HR: 0	SF: 0 SAC: 0 DP: 0 HBP: 0	WP: 0 PB: 0 CS: 0	PA: 32						
PITCHER	IP	WLS	BF	H	R	ER	SO	BB	IBB	HBP	BLK	WP	HR	S	P	ERA	WHIP										
Oscar Villarreal, R	5.0	W	17	1	0	0	4	1	0	0	0	0	0	9	14	0.00	1.000										
Danyls Baez, R	2.0		8	2	0	0	0	0	0	0	0	0	0	12	20	0.00	1.000										
28 Bob Wickman, R ERA: 3.16	1.0		3	0	0	0	2	0	0	0	0	0	0	8	11	0.00	0.000										

Batter	1	2	3	4	5	6	7	8	9	AB	R	H	RBI	BB	SO	LOB	TOP					
Alfonso Soriano, R OBP: 0.366, SLG: 0.602 (1, 7)	1-1 HR	3-2 1B	0-3 K		0-0 1B		3-2 1B		2-3 K	6	2	4	1	0	2	2	Washington Nationals @ Philadelphia Phillies Citizens Bank Park, Philadelphia, PA Fri Aug 18 2006, 7:05 PM EDT Att: 30,123 - Partly Cloudy - 82 F AB 40 R 6 H 14 RBI 6 BB 6 SO 15 LOB 33					
Felipe Lopez, S OBP: 0.361, SLG: 0.392 (1, 6)	0-0 1B	4-2 BB		1-2 2B	0-3 K		1-0 G4-3		1-2 CS	4	3	2	0	1	1	3						
11 Ryan Zimmerman, R (1, 5) OBP: 0.356, SLG: 0.486	3-1 HR	2-2 2B		2-2 1B	3-3 K			0-3 K		5	1	3	5	0	2	2						
24 Nick Johnson, L (1, 3) OBP: 0.424, SLG: 0.514	4-1 BB	1-3 K		1-3 K		1-0 1B		0-0 1B		4	0	2	0	1	2	2						
Jose Vidro, S (1, 4) OBP: 0.363, SLG: 0.405	0-0 1B	0-2 G1-3		1-0 1B		0-0 F7		0-2 F9		5	0	2	0	0	0	3						
Ryan Church, L (1, 9) OBP: 0.348, SLG: 0.492 25 Austin Kearns, R (8, PH) OBP: 0.350, SLG: 0.450 (8, 9)	2-3 K	1-0 P5		1-3 K		0-3 K		2-3 K		4	0	0	0	0	3	6						
44 Alex Escobar, R (1, 8) OBP: 0.354, SLG: 0.493	0-0 G1-3		3-1 P4	2-3 K		4-2 BB		1-0 FC5-4		4	0	0	0	1	1	6						
Brian Schneider, L (1, 2) OBP: 0.310, SLG: 0.316	4-0 IBB		4-0 BB		1-1 1B	2-2 G4-3		4-2 BB		2	0	1	0	3	0	2						
Tony Armas, R (1, 1) OBP: 0.103, SLG: 0.079 52 Saul Rivera, S (6, 1) Jon Rauch, R (8, 1) Bernie Castro, S (9, PH) 32 Chad Cordero, R (9, 1)	0-1 G1-3		1-3 K		1-3 K		2-3 K		0-0 FC1-6	3	0	0	0	0	2	5						
Inning Stats	R: 3 E: 0 K: 1 S: 16	H: 4 LOB: 3 BB: 2 P: 30	R: 2 E: 0 K: 1 S: 19	H: 2 LOB: 1 BB: 1 P: 30	R: 0 E: 0 K: 2 S: 8	H: 0 LOB: 1 BB: 1 P: 16	R: 1 E: 0 K: 3 S: 16	H: 3 LOB: 2 BB: 0 P: 24	R: 0 E: 0 K: 1 S: 13	H: 2 LOB: 2 BB: 1 P: 18	R: 0 E: 0 K: 1 S: 9	H: 1 LOB: 0 BB: 0 P: 14	R: 0 E: 0 K: 2 S: 11	H: 1 LOB: 2 BB: 0 P: 14	R: 0 E: 0 K: 1 S: 9	H: 0 LOB: 0 BB: 1 P: 16		1B: 10 2B: 2 3B: 0 HR: 2	SF: 0 SAC: 0 DP: 0 HBP: 0	WP: 1 PB: 0 CS: 2	PA: 47	
PITCHER	IP WLS BF H R ER SO BB IBB HBP BLK WP HR S P ERA WHIP	IP WLS BF H R ER SO BB IBB HBP BLK WP HR S P ERA WHIP	IP WLS BF H R ER SO BB IBB HBP BLK WP HR S P ERA WHIP	IP WLS BF H R ER SO BB IBB HBP BLK WP HR S P ERA WHIP	IP WLS BF H R ER SO BB IBB HBP BLK WP HR S P ERA WHIP	IP WLS BF H R ER SO BB IBB HBP BLK WP HR S P ERA WHIP	IP WLS BF H R ER SO BB IBB HBP BLK WP HR S P ERA WHIP	IP WLS BF H R ER SO BB IBB HBP BLK WP HR S P ERA WHIP	IP WLS BF H R ER SO BB IBB HBP BLK WP HR S P ERA WHIP	IP WLS BF H R ER SO BB IBB HBP BLK WP HR S P ERA WHIP	IP WLS BF H R ER SO BB IBB HBP BLK WP HR S P ERA WHIP	IP WLS BF H R ER SO BB IBB HBP BLK WP HR S P ERA WHIP	IP WLS BF H R ER SO BB IBB HBP BLK WP HR S P ERA WHIP	IP WLS BF H R ER SO BB IBB HBP BLK WP HR S P ERA WHIP	IP WLS BF H R ER SO BB IBB HBP BLK WP HR S P ERA WHIP	IP WLS BF H R ER SO BB IBB HBP BLK WP HR S P ERA WHIP	IP WLS BF H R ER SO BB IBB HBP BLK WP HR S P ERA WHIP	IP WLS BF H R ER SO BB IBB HBP BLK WP HR S P ERA WHIP	IP WLS BF H R ER SO BB IBB HBP BLK WP HR S P ERA WHIP	IP WLS BF H R ER SO BB IBB HBP BLK WP HR S P ERA WHIP	IP WLS BF H R ER SO BB IBB HBP BLK WP HR S P ERA WHIP	IP WLS BF H R ER SO BB IBB HBP BLK WP HR S P ERA WHIP

Washington Nationals @ Philadelphia Phillies
 Citizens Bank Park, Philadelphia, PA
 Fri Aug 18 2006, 7:05 PM EDT
 Att: 30,123 - Partly Cloudy - 82 F

AB 40
 R 6
 H 14
 RBI 6
 BB 6
 SO 15
 LOB 33



Batter	1	2	3	4	5	6	7	8	9	AB	R	H	RBI	BB	SO	LOB	BOTTOM					
11 Jimmy Rollins, S (1, 6) OBP: 0.336, SLG: 0.460	3-2 F8		1-1 G1-3		2-1 G4-3		4-1 BB		3-2 F7	4	0	0	0	1	0	1	Washington Nationals @ Philadelphia Phillies Citizens Bank Park, Philadelphia, PA Fri Aug 18 2006, 7:05 PM EDT Att: 30,123 - Partly Cloudy - 82 F AB 33 R 4 H 7 RBI 4 BB 3 SO 6 LOB 17					
David Dellucci, L (1, 9) OBP: 0.400, SLG: 0.624	2-2 HBP		2-1 HBP		1-2 G2-3		0-3 K		3-2 G4-3	3	0	0	0	0	1	1						
26 Chase Utley, L (1, 4) OBP: 0.386, SLG: 0.533	1-0 F8		2-1 F7		4-0 2B		2-3 K			3	1	0	0	1	1	4						
6 Ryan Howard, L (1, 3) OBP: 0.385, SLG: 0.622	1-1 G3		0-0 G3		2-3 K		2-0 G3			4	0	0	0	0	1	5						
Pat Burrell, R (1, 7) OBP: 0.373, SLG: 0.504		4-2 BB		1-3 K		0-0 1B		2-0 P3		3	1	1	1	1	1	0						
Aaron Rowand, R (1, 8) OBP: 0.312, SLG: 0.420		2-1 G3-6-3		2-0 1B		1-1 2B		2-3 K		4	1	2	0	0	1	1						
Mike Lieberthal, R (1, 2) OBP: 0.308, SLG: 0.406		2-2 1B		2-2 F8		0-1 2B		3-2 HR		4	1	3	3	0	0	1						
Abraham Nunez, S (1, 5) OBP: 0.256, SLG: 0.244		0-1 G6-3		0-1 G3		0-1 K		0-1 G3		4	0	0	0	0	1	3						
39 Brett Myers, R (1, 1) ERA: 4.4 48 Brian Sanches, R (4, 1) ERA: 5.05 Geoff Geary, R (6, 1) ERA: 3.48 Rick White, R (7, 1) ERA: 4.56 Arthur Rhodes, L (8, 1) ERA: 5.02			0-1 1B		1-2 F7		1-2 P5		2-2 F9	1	0	0	0	0	0	0						
Inning Stats	R: 0 E: 0 K: 0 S: 9	H: 0 LOB: 1 BB: 0 P: 16	R: 0 E: 0 K: 0 S: 9	H: 1 LOB: 1 BB: 1 P: 17	R: 0 E: 0 K: 0 S: 8	H: 1 LOB: 2 BB: 0 P: 13	R: 0 E: 0 K: 1 S: 9	H: 1 LOB: 1 BB: 0 P: 14	R: 0 E: 0 K: 0 S: 8	H: 0 LOB: 0 BB: 0 P: 12	R: 3 E: 0 K: 2 S: 17	H: 3 LOB: 1 BB: 1 P: 26	R: 0 E: 0 K: 2 S: 8	H: 0 LOB: 1 BB: 1 P: 16	R: 1 E: 0 K: 1 S: 9	H: 1 LOB: 0 BB: 0 P: 16		R: 0 E: 0 K: 0 S: 10	H: 0 LOB: 0 BB: 0 P: 18	1B: 4 2B: 2 3B: 0 HR: 1	SF: 0 SAC: 0 DP: 1 HBP: 2	WP: 0 PB: 0 CS: 0
PITCHER	IP WLS BF H R ER SO BB IBB HBP BLK WP HR S P ERA WHIP	IP WLS BF H R ER SO BB IBB HBP BLK WP HR S P ERA WHIP	IP WLS BF H R ER SO BB IBB HBP BLK WP HR S P ERA WHIP	IP WLS BF H R ER SO BB IBB HBP BLK WP HR S P ERA WHIP	IP WLS BF H R ER SO BB IBB HBP BLK WP HR S P ERA WHIP	IP WLS BF H R ER SO BB IBB HBP BLK WP HR S P ERA WHIP	IP WLS BF H R ER SO BB IBB HBP BLK WP HR S P ERA WHIP	IP WLS BF H R ER SO BB IBB HBP BLK WP HR S P ERA WHIP	IP WLS BF H R ER SO BB IBB HBP BLK WP HR S P ERA WHIP	IP WLS BF H R ER SO BB IBB HBP BLK WP HR S P ERA WHIP	IP WLS BF H R ER SO BB IBB HBP BLK WP HR S P ERA WHIP	IP WLS BF H R ER SO BB IBB HBP BLK WP HR S P ERA WHIP	IP WLS BF H R ER SO BB IBB HBP BLK WP HR S P ERA WHIP	IP WLS BF H R ER SO BB IBB HBP BLK WP HR S P ERA WHIP	IP WLS BF H R ER SO BB IBB HBP BLK WP HR S P ERA WHIP	IP WLS BF H R ER SO BB IBB HBP BLK WP HR S P ERA WHIP	IP WLS BF H R ER SO BB IBB HBP BLK WP HR S P ERA WHIP	IP WLS BF H R ER SO BB IBB HBP BLK WP HR S P ERA WHIP	IP WLS BF H R ER SO BB IBB HBP BLK WP HR S P ERA WHIP	IP WLS BF H R ER SO BB IBB HBP BLK WP HR S P ERA WHIP	IP WLS BF H R ER SO BB IBB HBP BLK WP HR S P ERA WHIP	IP WLS BF H R ER SO BB IBB HBP BLK WP HR S P ERA WHIP

Washington Nationals @ Philadelphia Phillies
 Citizens Bank Park, Philadelphia, PA
 Fri Aug 18 2006, 7:05 PM EDT
 Att: 30,123 - Partly Cloudy - 82 F

AB 33
 R 4
 H 7
 RBI 4
 BB 3
 SO 6
 LOB 17



Batter	1	2	3	4	5	6	7	8	9	AB	R	H	RBI	BB	SO	LOB	TOP								
Alfonso Soriano, R OBP: 0.365, SLG: 0.605 (1, 7)	F8		K				K			4	1	1	1	0	2	4	Washington Nationals @ Philadelphia Phillies Citizens Bank Park, Philadelphia, PA Sat Aug 19 2006, 7:05 PM EDT Att: 34,881 - Cloudy - 82 F								
Felipe Lopez, S OBP: 0.599, SLG: 0.389 Travis Hughes, R Bernie Castro, S OBP: 0.280, SLG: 0.280 (1, 6) (5, 1) (7, 4)	G4-3		K				K		11 G6-4-3 1B	3	0	0	0	0	2	2									
11 Ryan Zimmerman, R OBP: 0.353, SLG: 0.482 (1, 5)	K								4	0	0	0	0	2	1										
24 Nick Johnson, L OBP: 0.424, SLG: 0.516 Marlon Anderson, L OBP: 0.324, SLG: 0.422 (6, PH) (6, 3)	G4-3								2	0	1	0	0	0	0	0									
25 Austin Kearns, R OBP: 0.391, SLG: 0.448 (1, 9)	F8								2	0	0	0	1	0	0	0									
Jose Vidro, S OBP: 0.363, SLG: 0.407 45 Chris Schroder, R (7, 1)	G5-3								3	0	1	0	0	0	2	0									
44 Alex Escobar, R OBP: 0.360, SLG: 0.532 (1, 8)									4	1	2	1	0	0	1										
Brian Schneider, L OBP: 0.307, SLG: 0.312 (1, 2)									4	0	0	0	0	0	2										
Ramon Ortiz, R OBP: 0.149, SLG: 0.091 35 Ryan Wagner, R OBP: 0.333, SLG: 0.333 Damian Jackson, R OBP: 0.295, SLG: 0.377 (1, 1) (2, 1) (5, 6)									0	0	0	0	0	0	0	0									
Inning Stats	R: 0 E: 0 K: 1 S: 11	H: 0 LOB: 0 BB: 0 P: 16	R: 0 E: 0 K: 0 S: 9	H: 0 LOB: 0 BB: 0 P: 12	R: 0 E: 0 K: 2 S: 12	H: 2 LOB: 2 BB: 0 P: 19	R: 0 E: 0 K: 1 S: 11	H: 1 LOB: 1 BB: 1 P: 18	R: 2 E: 0 K: 2 S: 14	H: 2 LOB: 0 BB: 0 P: 20	R: 0 E: 0 K: 1 S: 9	H: 0 LOB: 0 BB: 0 P: 14	R: 0 E: 0 K: 1 S: 10	H: 1 LOB: 2 BB: 0 P: 13	R: 0 E: 0 K: 0 S: 12	H: 2 LOB: 2 BB: 0 P: 14		R: 0 E: 0 K: 0 S: 6	H: 0 LOB: 0 BB: 0 P: 11	1B: 4 2B: 2 3B: 0 HR: 2	SF: 0 SAC: 0 DP: 2 HBP: 2	WP: 0 PB: 0 SB: 0 CS: 0	PA: 36		
PITCHER	IP	WLS	BF	H	R	ER	SO	BB	IBB	HBP	BLK	WP	HR	S	P	ERA	WHIP								
35 Cole Hamels, L ERA: 4.4 Geoff Geary, R ERA: 3.35 52 Fabio Castro, L ERA: 1.59 (1, 1) (7, 1) (9, 1)	6.0	W	23	5	2	2	7	1	0	0	0	0	2	66	99	3.00	1.000								

AB	33
R	2
H	8
RBI	2
BB	1
SO	8
LOB	14



Batter	1	2	3	4	5	6	7	8	9	AB	R	H	RBI	BB	SO	LOB	BOTTOM								
11 Jimmy Rollins, S OBP: 0.338, SLG: 0.464 Geoff Geary, R OBP: 0.500, SLG: 0.667 52 Fabio Castro, L (1, 6) (7, 1) (9, 1)	K									5	2	3	1	0	1	0	Washington Nationals @ Philadelphia Phillies Citizens Bank Park, Philadelphia, PA Sat Aug 19 2006, 7:05 PM EDT Att: 34,881 - Cloudy - 82 F								
8 Shane Victorino, S OBP: 0.337, SLG: 0.444 (1, 9)	F7								5	2	3	3	0	0	0										
26 Chase Utley, L OBP: 0.386, SLG: 0.531 (1, 4)									2	1	0	1	1	1	2										
6 Ryan Howard, L OBP: 0.385, SLG: 0.626 (1, 3)	F7								5	1	2	3	0	0	1										
Pat Burrell, R OBP: 0.376, SLG: 0.506 29 Chris Roberson, S OBP: 0.185, SLG: 0.185 (1, 7) (8, 7)									3	1	1	0	2	1	0										
Aaron Rowand, R OBP: 0.313, SLG: 0.418 (1, 8)									4	1	1	0	0	1	3										
27 Chris Coste, R OBP: 0.414, SLG: 0.574 (1, 2)									4	0	2	0	1	1	2										
Abraham Nunez, S OBP: 0.255, SLG: 0.239 (1, 5)									4	1	0	0	1	1	7										
35 Cole Hamels, L OBP: 0.286, SLG: 0.143 4 Danny Sandoval, S OBP: 0.250, SLG: 0.143 (1, 1) (6, PH) (7, 6)									2	2	1	2	1	1	0										
Inning Stats	R: 0 E: 0 K: 1 S: 10	H: 0 LOB: 1 BB: 1 P: 15	R: 8 E: 0 K: 0 S: 17	H: 6 LOB: 2 BB: 2 P: 34	R: 0 E: 0 K: 1 S: 9	H: 2 LOB: 1 BB: 0 P: 16	R: 0 E: 0 K: 0 S: 11	H: 1 LOB: 2 BB: 1 P: 19	R: 3 E: 1 K: 0 S: 15	H: 4 LOB: 3 BB: 2 P: 31	R: 0 E: 0 K: 0 S: 7	H: 0 LOB: 0 BB: 0 P: 9	R: 0 E: 0 K: 2 S: 10	H: 0 LOB: 0 BB: 0 P: 13	R: 0 E: 0 K: 3 S: 13	H: 0 LOB: 0 BB: 0 P: 17		1B: 9 2B: 3 3B: 0 HR: 1	SF: 1 SAC: 0 DP: 1 HBP: 2	WP: 0 PB: 0 SB: 0 CS: 0	PA: 44				
PITCHER	IP	WLS	BF	H	R	ER	SO	BB	IBB	HBP	BLK	WP	HR	S	P	ERA	WHIP								
Ramon Ortiz, R ERA: 5.31 35 Ryan Wagner, R ERA: 8.64 Travis Hughes, R ERA: 7.2 45 Chris Schroder, R ERA: 4.5 (1, 1) (2, 1) (5, 1) (7, 1)	1.2	L	15	5	8	8	1	3	0	2	0	0	0	22	46	43.20	4.800								

AB	35
R	11
H	13
RBI	10
BB	6
SO	7
LOB	15



Batter	1	2	3	4	5	6	7	8	9	AB	R	H	RBI	BB	SO	LOB	TOP								
Alfonso Soriano, R OBP: 0.364, SLG: 0.604	G6-3		P3			HR	F7			4	1	1	1	0	0	2	Washington Nationals @ Florida Marlins Dolphin Stadium, Miami, FL Mon Aug 21 2006, 7:05 PM EDT Att: 9,316 - Partly Cloudy - 84 F								
Felipe Lopez, S OBP: 0.363, SLG: 0.392	1B		K			BB		F7		3	0	1	0	1	1										
11 Ryan Zimmerman, R (1, 5) OBP: 0.350, SLG: 0.475	F9			G4-3		BB	BB	K		3	0	0	0	1	1										
24 Nick Johnson, L (1, 3)	F7			BB		F7				2	0	0	0	2	0										
Jose Vidro, S (1, 4)		G4-3		BB		F4		G6-3		3	0	0	0	1	0										
25 Austin Kearns, R (1, 9)	F9			BB		FC5				4	0	0	0	0	0										
Ryan Church, L (1, 8)	K				G3-1			F7		4	0	1	0	0	1										
Brian Schneider, L (1, 2) Marlon Anderson, L (9, PH)			SH1-4		F8		F8			3	0	1	0	0	0										
40 Billy Traber, L (1, 1) Jon Rauch, R (7, 1)			SH1-4		K					2	0	0	0	0	2										
Daryle Ward, L (9, PH)							K			1	0	0	0	0	0										
Inning Stats	R: 0 E: 0 K: 0 S: 7	H: 1 LOB: 1 BB: 0 P: 9	R: 0 E: 0 K: 1 S: 8	H: 0 LOB: 0 BB: 0 P: 10	R: 0 E: 0 K: 1 S: 11	H: 1 LOB: 1 BB: 0 P: 15	R: 0 E: 0 K: 0 S: 6	H: 0 LOB: 1 BB: 2 P: 14	R: 0 E: 0 K: 1 S: 8	H: 0 LOB: 0 BB: 0 P: 9	R: 1 E: 0 K: 0 S: 10	H: 1 LOB: 2 BB: 2 P: 25	R: 0 E: 0 K: 1 S: 11	H: 1 LOB: 0 BB: 0 P: 21	R: 0 E: 0 K: 1 S: 9	H: 0 LOB: 1 BB: 1 P: 15	R: 0 E: 0 K: 0 S: 7	H: 0 LOB: 1 BB: 1 P: 14	1B: 2 2B: 1 3B: 0 HR: 1	SF: 0 SAC: 1 DP: 0 HBP: 0	WP: 0 PB: 0 CS: 0	PA: 36			
PITCHER	IP	WLS	BF	H	R	ER	SO	BB	IBB	HBP	BLK	WP	HR	S	P	ERA	WHIP								
36 Anibal Sánchez, R (1, 1) ERA: 3.44	7.0	W	28	4	1	1	4	4	0	0	0	0	1	61	103	1.29	1.143								
52 Sergio Mitre, R (8, 1) ERA: 5.09	1.0	H	4	0	0	0	1	1	0	0	0	0	0	9	15	0.00	1.000								
Joe Borowski, R (9, 1) ERA: 3.12	1.0	S	4	0	0	0	0	1	0	0	0	0	0	7	14	0.00	1.000								

Batter	1	2	3	4	5	6	7	8	9	AB	R	H	RBI	BB	SO	LOB	BOTTOM								
2 Hanley Ramirez, R (1, 6)	F8					G6-3				4	1	2	1	0	0		Washington Nationals @ Florida Marlins Dolphin Stadium, Miami, FL Mon Aug 21 2006, 7:05 PM EDT Att: 9,316 - Partly Cloudy - 84 F								
6 Dan Uggla, R (1, 4)	1B					K				4	1	2	1	0	1										
Miguel Cabrera, R (1, 5)	1B					HBP				3	0	2	1	1	0										
14 Josh Willingham, R (1, 7) 52 Sergio Mitre, R (8, 1) Joe Borowski, R (9, 1)	1B					BB				3	0	0	0	1	2	3									
Wes Helms, R (1, 3)		L5								3	0	0	0	0	0										
12 Cody Ross, R (1, 8) (8, 7)		K				P3				4	0	0	0	0	2	3									
Miguel Olivo, R (1, 2) OBP: 0.311, SLG: 0.485		K								4	0	1	0	0	1										
27 Jeremy Hermida, L (1, 9) OBP: 0.341, SLG: 0.381										2	1	0	0	0	1										
36 Anibal Sánchez, R (1, 1) 61 Reggie Abercrombie, R (7, PH) 4 Alfredo Amezaga, S (8, 8)										2	0	0	0	0	2	1									
Inning Stats	R: 0 E: 0 K: 1 S: 11	H: 2 LOB: 2 BB: 0 P: 19	R: 0 E: 0 K: 2 S: 9	H: 0 LOB: 0 BB: 0 P: 12	R: 0 E: 0 K: 2 S: 8	H: 1 LOB: 1 BB: 0 P: 10	R: 0 E: 0 K: 0 S: 5	H: 0 LOB: 0 BB: 0 P: 9	R: 0 E: 0 K: 1 S: 8	H: 1 LOB: 1 BB: 0 P: 12	R: 0 E: 0 K: 1 S: 11	H: 0 LOB: 2 BB: 2 P: 23	R: 3 E: 1 K: 1 S: 20	H: 3 LOB: 1 BB: 0 P: 32	R: 0 E: 0 K: 1 S: 6	H: 0 LOB: 0 BB: 0 P: 6		1B: 5 2B: 2 3B: 1 HR: 0	SF: 0 SAC: 1 DP: 1 HBP: 2	WP: 0 PB: 0 CS: 1	PA: 34				
PITCHER	IP	WLS	BF	H	R	ER	SO	BB	IBB	HBP	BLK	WP	HR	S	P	ERA	WHIP								
40 Billy Traber, L (1, 1) ERA: 5.13	6.2	L	29	6	3	3	7	2	0	2	0	0	0	65	106	4.05	1.200								
Jon Rauch, R (7, 1) ERA: 3.31	1.1		5	1	0	0	2	0	0	0	0	0	0	13	17	0.00	0.750								

Batter	1	2	3	4	5	6	7	8	9	AB	R	H	RBI	BB	SO	LOB	TOP										
Alfonso Soriano, R OBP: 0.361, SLG: 0.595 35 Ryan Wagner, R OBP: 0.333, SLG: 0.333 Kevin Gryboski, R (7, 1) Daryle Ward, L OBP: 0.393, SLG: 0.571 (9, PH)	2-2 G1-3			0-2 F9		0-1 G5-3			2-3 K	3	0	0	0	0	0	0											
Felipe Lopez, S OBP: 0.585, SLG: 0.395 Henry Mateo, S OBP: 0.333, SLG: 0.778 (4, 6)	0-2 G6-3			1-0 F9			1-2 11 G6-3 SF7 2B		2-3 K	2	0	0	0	0	0	0											
11 Ryan Zimmerman, R OBP: 0.349, SLG: 0.468 (1, 5)	2-2 P4			0-1 P4			1-1 G6-3		2-2 1B	4	0	1	0	0	0	1											
24 Nick Johnson, L OBP: 0.423, SLG: 0.511 Marlon Anderson, L OBP: 0.326, SLG: 0.421 (7, PH) (7, 3)		2-2 G4-3			1-3 K		1-2 SF7		1-2 G6-3	2	0	0	0	0	1	0											
25 Austin Kearns, R OBP: 0.355, SLG: 0.464 (1, 9)		0-1 G6-3			1-0 3B		3-H F9			3	0	1	0	0	0	0											
Jose Vidro, S OBP: 0.357, SLG: 0.399 (1, 4)		0-0 G6-3			2-3 K			1-2 G6-3	1	3	0	0	0	0	1	1											
Ryan Church, L OBP: 0.350, SLG: 0.489 (1, 8)				1-3 K		0-3 K		0-1 2B		3	0	1	0	0	2	1											
13 Robert Fick, L OBP: 0.309, SLG: 0.329 (1, 2)				1-3 K		2-0 L3		3-3 K	2	3	0	0	0	0	2	1											
Pedro Astacio, R OBP: 0.222, SLG: 0.176 45 Chris Schroder, R (3, 1) Bernie Castro, S OBP: 0.306, SLG: 0.265 (6, PH) (6, 7)				1-1 G3		1-3 K		2-1 G4-3	3	1	0	0	0	0	0	0											
Inning Stats	R: 0 E: 0 K: 0 S: 9	H: 0 LOB: 0 BB: 0 P: 13	R: 0 E: 0 K: 0 S: 6	H: 0 LOB: 0 BB: 0 P: 8	R: 0 E: 0 K: 2 S: 8	H: 0 LOB: 0 BB: 0 P: 11	R: 0 E: 0 K: 0 S: 7	H: 1 LOB: 1 BB: 0 P: 15	R: 0 E: 0 K: 1 S: 6	H: 0 LOB: 0 BB: 0 P: 9	R: 1 E: 0 K: 0 S: 11	H: 1 LOB: 0 BB: 0 P: 15	R: 0 E: 0 K: 1 S: 10	H: 1 LOB: 1 BB: 0 P: 16	R: 0 E: 0 K: 2 S: 12	H: 1 LOB: 1 BB: 0 P: 19	1B: 1 2B: 2 3B: 1 HR: 0	SF: 1 SAC: 0 DP: 0 HBP: 0	WP: 0 PB: 0 SB: 0 CS: 0	PA: 31							
PITCHER	IP	WLS	BF	H	R	ER	SO	BB	IBB	HBP	BLK	WP	HR	S	P	ERA	WHIP										
29 John Smoltz, R ERA: 3.36 28 Bob Wickman, R ERA: 2.85	(1, 1) 8.0	W 27	27	3	1	1	7	0	0	0	0	0	0	68	95	1.12	0.375										

Washington Nationals @ Atlanta Braves
Turner Field, Atlanta, GA
Sat Aug 26 2006, 1:20 PM EDT
Att: 38,610 - Partly Cloudy - 84 F

AB	30
R	1
H	4
RBI	1
BB	0
SO	9
LOB	6



Batter	1	2	3	4	5	6	7	8	9	AB	R	H	RBI	BB	SO	LOB	BOTTOM										
Marcus Giles, R OBP: 0.355, SLG: 0.400 (1, 4)	0-2 BB 10 2B 1B		0-0 F8		0-0 11 2B 1B		1-3 K			5	1	3	2	0	1	2											
11 Edgar Renteria, R OBP: 0.372, SLG: 0.433 Tony Pena Jr., R OBP: 0.130, SLG: 0.227 (7, 6)	1 SAFE 2-1 P3		0-2 F9		0-2 L3			0-2 E6 10 HR		4	0	1	0	0	0	3											
10 Chipper Jones, S OBP: 0.411, SLG: 0.578 28 Bob Wickman, R (9, 1)	4-2 BB 16 2B BB		0-1 F9		2-1 F9			2-2 HR		3	2	2	2	2	0	1											
Andrew Jones, R OBP: 0.359, SLG: 0.508 (1, 8)	4-2 BB 16 2B 7 1B BB		1-3 1B		1-3 K		1-3 K	4-2 23 G5-3 2B BB		2	2	0	0	3	2	3											
16 Brian McCann, L OBP: 0.389, SLG: 0.546 (1, 2)	2-2 BB SF8-3 2B		0-0 F7		2-2 G4-3		2-0 G4-3	2-1 F9		5	1	1	2	0	0	4											
7 Jeff Francoeur, R OBP: 0.282, SLG: 0.445 23 Matt Diaz, R OBP: 0.378, SLG: 0.498 (8, 7)	1-3 2-H 3-H SF8-3 BB 1B		0-3 K2-3		1-1 F7		0-0 P3	3-2 G5-3		4	0	1	1	0	1	0											
Adam LaRoche, L OBP: 0.355, SLG: 0.557 (1, 3)	4-1 BB		0-2 29 G5-3 BLK 2B		1-3 K		4-1 PB BB	1-2 2B		3	1	2	1	2	1	0											
Ryan Langerhans, L OBP: 0.341, SLG: 0.384 (8, 9)	0-2 SF8-3		4-0 BLK 29 G5-3 1B IBB		2-1 E3 29 SH3-4 2B		2-3 K	1-2 L4		3	2	0	1	1	1	2											
29 John Smoltz, R OBP: 0.204, SLG: 0.216 24 Martin Prado, R OBP: 0.400, SLG: 0.538 (9, 5)			0-0 10 1B 1B		0-0 G5-3		1-2 SH3-4			3	0	1	0	0	1	3											
Inning Stats	R: 4 E: 0 K: 0 S: 18	H: 3 LOB: 1 BB: 3 P: 34	R: 0 E: 0 K: 0 S: 10	H: 2 LOB: 3 BB: 1 P: 16	R: 2 E: 0 K: 2 S: 16	H: 3 LOB: 3 BB: 2 P: 25	R: 0 E: 0 K: 1 S: 9	H: 0 LOB: 0 BB: 0 P: 13	R: 1 E: 2 K: 0 S: 13	H: 1 LOB: 1 BB: 0 P: 18	R: 0 E: 0 K: 3 S: 11	H: 0 LOB: 1 BB: 1 P: 18	R: 3 E: 1 K: 0 S: 21	H: 2 LOB: 1 BB: 1 P: 34	1B: 5 2B: 6 3B: 0 HR: 1	SF: 1 SAC: 1 DP: 1 HBP: 0	WP: 0 PB: 1 SB: 1 CS: 0	PA: 44									
PITCHER	IP	WLS	BF	H	R	ER	SO	BB	IBB	HBP	BLK	WP	HR	S	P	ERA	WHIP										
Pedro Astacio, R ERA: 6.1 45 Chris Schroder, R ERA: 4.73 35 Ryan Wagner, R ERA: 5.4 Kevin Gryboski, R ERA: 9.64	(1, 1) 2.2	L 20	20	8	6	6	1	4	1	0	0	0	0	26	40	0.00	0.429										

Washington Nationals @ Atlanta Braves
Turner Field, Atlanta, GA
Sat Aug 26 2006, 1:20 PM EDT
Att: 38,610 - Partly Cloudy - 84 F

AB	34
R	10
H	11
RBI	9
BB	8
SO	7
LOB	19



Batter	1	2	3	4	5	6	7	8	9	AB R H RBI BB SO LOB	TOP											
11 Jimmy Rollins, S OBP: 0.338, SLG: 0.467										6 2 3 1 0 0 4	Philadelphia Phillies @ Washington Nationals Robert F. Kennedy Memorial Stadium, Washington, DC Tue Aug 29 2006, 7:05 PM EDT Att: 25,735 - Partly Cloudy - 85 F											
8 Shane Victorino, S OBP: 0.347, SLG: 0.435										5 2 2 1 1 1 2												
26 Chase Utley, L OBP: 0.382, SLG: 0.520										5 0 0 0 0 0 8												
6 Ryan Howard, L OBP: 0.386, SLG: 0.635										3 1 2 3 2 1 0												
David Dellucci, L OBP: 0.377, SLG: 0.575										5 0 0 0 0 1 5												
Pat Burrell, R OBP: 0.381, SLG: 0.550 Geoff Geary, R OBP: 0.320, SLG: 0.667 Joe Thurston, R OBP: 0.335, SLG: 0.364 63 Ryan Madson, L OBP: 0.226, SLG: 0.212 Aaron Fultz, L OBP: 0.226, SLG: 0.212 Arthur Rhodes, L OBP: 0.226, SLG: 0.212										2 2 2 2 2 0												
Mike Lieberthal, R OBP: 0.299, SLG: 0.414										5 1 2 2 0 1 4												
Abraham Nunez, S OBP: 0.264, SLG: 0.259										5 2 3 0 0 1 0												
39 Brett Myers, R OBP: 0.078, SLG: 0.041 29 Chris Roberson, S (7, PH) OBP: 0.212, SLG: 0.212										1 0 0 0 0 0 0 2 0 1 0 0 1 3												
Inning Stats	R: 2 E: 0 K: 1 S: 23	H: 3 LOB: 2 BB: 1 P: 36	R: 0 E: 0 K: 0 S: 9	H: 0 LOB: 0 BB: 0 P: 14	R: 0 E: 0 K: 0 S: 10	H: 1 LOB: 1 BB: 0 P: 16	R: 3 E: 0 K: 0 S: 12	H: 4 LOB: 1 BB: 0 P: 19	R: 0 E: 0 K: 1 S: 6	H: 0 LOB: 1 BB: 1 P: 13		R: 4 E: 1 K: 0 S: 19	H: 4 LOB: 0 BB: 0 P: 29	R: 1 E: 0 K: 1 S: 14	H: 2 LOB: 3 BB: 2 P: 25	R: 0 E: 0 K: 1 S: 11	H: 0 LOB: 1 BB: 1 P: 21	R: 0 E: 0 K: 2 S: 14	H: 1 LOB: 1 BB: 0 P: 24	1B: 12 2B: 1 3B: 0 HR: 2	SF: 0 SAC: 2 DP: 0 HBP: 0	WP: 0 PB: 0 SB: 0 CS: 0
PITCHER	IP WLS BF H R ER SO BB IBB HBP BLK WP HR S P ERA WHIP											IP WLS BF H R ER SO BB IBB HBP BLK WP HR S P ERA WHIP										
Tony Amas, R ERA: 5.28	3.1 L 19 8 5 5 1 0 1 0 0 0 0 1 52 82 13.50 2.400																					
35 Ryan Wagner, R ERA: 4.8	1.2 6 0 0 0 1 1 0 0 0 0 0 0 8 16 0.00 0.600																					
Kevin Gryboski, R ERA: 14.29	1.0 7 4 4 4 0 0 0 0 0 0 0 1 19 29 36.00 4.000																					
52 Saul Rivera, R ERA: 4.68	1.0 7 2 1 1 1 2 0 0 0 0 0 0 14 25 9.00 4.000																					
57 Jason Bergmann, R ERA: 6.64	2.0 8 1 0 0 3 1 0 0 0 0 0 0 25 45 0.00 1.000																					

Batter	1	2	3	4	5	6	7	8	9	AB R H RBI BB SO LOB	BOTTOM											
Alfonso Soriano, R OBP: 0.365, SLG: 0.607										5 2 2 1 0 2 1	Philadelphia Phillies @ Washington Nationals Robert F. Kennedy Memorial Stadium, Washington, DC Tue Aug 29 2006, 7:05 PM EDT Att: 25,735 - Partly Cloudy - 85 F											
Felipe Lopez, S OBP: 0.583, SLG: 0.392 57 Jason Bergmann, R (8, PH) OBP: 0.450, SLG: 0.833										4 0 0 0 0 0 2 0 0 0 0 0 0 0 1 0 0 0 0 0 1												
11 Ryan Zimmerman, R (1, 5) OBP: 0.352, SLG: 0.475										5 1 4 3 0 1 0												
24 Nick Johnson, L OBP: 0.420, SLG: 0.507										5 0 1 1 0 1 3												
25 Austin Kearns, R OBP: 0.359, SLG: 0.465										4 0 1 0 1 0 0												
Jose Vidro, S OBP: 0.357, SLG: 0.401										5 1 2 0 0 1 3												
Ryan Church, L OBP: 0.357, SLG: 0.500										4 0 2 1 0 2 2												
Brian Schneider, L OBP: 0.311, SLG: 0.319										4 0 1 0 0 1 2												
Tony Amas, R OBP: 0.268, SLG: 0.275 35 Ryan Wagner, R OBP: 0.337, SLG: 0.333 Bernie Caratti, S OBP: 0.316, SLG: 0.275 Kevin Gryboski, R OBP: 0.226, SLG: 0.212 Marlon Anderson, L OBP: 0.226, SLG: 0.212 52 Saul Rivera, S OBP: 0.226, SLG: 0.212 Henry Mateo, S OBP: 0.226, SLG: 0.212										1 0 0 0 0 1 0 0 0 0 0 0 0 0 1 1 1 0 0 0 0 0 0 0 0 0 0 0 1 0 0 0 0 0 2 0 0 0 0 0 0 0 0 1 0 0 0 1 0 0												
Inning Stats	R: 0 E: 0 K: 1 S: 13	H: 1 LOB: 1 BB: 0 P: 18	R: 0 E: 0 K: 1 S: 12	H: 1 LOB: 0 BB: 0 P: 19	R: 1 E: 0 K: 2 S: 14	H: 1 LOB: 0 BB: 0 P: 22	R: 0 E: 0 K: 1 S: 12	H: 1 LOB: 1 BB: 0 P: 14	R: 2 E: 0 K: 1 S: 13	H: 3 LOB: 1 BB: 0 P: 18		R: 0 E: 0 K: 1 S: 16	H: 1 LOB: 2 BB: 1 P: 23	R: 0 E: 0 K: 0 S: 13	H: 1 LOB: 1 BB: 0 P: 20	R: 1 E: 0 K: 0 S: 8	H: 2 LOB: 0 BB: 0 P: 14	R: 2 E: 0 K: 2 S: 16	H: 3 LOB: 2 BB: 1 P: 29	1B: 8 2B: 4 3B: 1 HR: 1	SF: 0 SAC: 0 DP: 1 HBP: 0	WP: 0 PB: 0 SB: 0 CS: 0
PITCHER	IP WLS BF H R ER SO BB IBB HBP BLK WP HR S P ERA WHIP											IP WLS BF H R ER SO BB IBB HBP BLK WP HR S P ERA WHIP										
39 Brett Myers, R ERA: 4.24	6.0 W 27 8 3 3 7 1 0 0 0 0 0 0 13 20 4.50 1.500																					
Geoff Geary, R ERA: 3.16	1.0 4 1 0 0 0 0 0 0 0 0 0 0 8 14 9.00 2.000																					
63 Ryan Madson, R ERA: 5.63	1.0 4 2 1 1 0 0 0 0 0 0 0 0 8 14 9.00 2.000																					
Aaron Fultz, L ERA: 4.73	0.2 6 3 2 2 1 1 0 0 0 0 0 0 13 24 27.00 6.000																					
Arthur Rhodes, L ERA: 5.01	0.1 S 1 0 0 0 1 0 0 0 0 0 0 0 3 5 0.00 0.000																					

Batter	1	2	3	4	5	6	7	8	9	10	AB	R	H	RBI	BB	SO	LOB	TOP									
11 Jimmy Rollins, S OBP: 0.342, SLG: 0.468	1-1 G3-6-3 1B		2-1 P6		1-0 F9 1B		2-1 F9		3-2 G4-3 SH1-4 1B	4-1 BB	5	0	3	0	1	0	0	Philadelphia Phillies @ Washington Nationals Robert F. Kennedy Memorial Stadium, Washington, DC Thu Aug 31 2006, 7:05 PM EDT Att: 22,221 - Overcast - 69 F									
8 Shane Victorino, S OBP: 0.352, SLG: 0.436	0-1 G3-6-3 1-2f		1-1 F8		0-1 P4 1-3		0-1 FC3-6 1B	0-0 SH1-4	1-2 3-H 0-3		5	0	1	0	0	1	4										
26 Chase Utley, L OBP: 0.377, SLG: 0.512	1-4 F8			3-1 G4-3		1-2 G4-3	0-0 FC3-6 HBP	1-2 G4-3			5	0	0	0	0	0	2										
6 Ryan Howard, L OBP: 0.392, SLG: 0.641		1-2 3B 1B		2-2 HR		4-2 2B BB	1-2 HBP	4-0 IBB			2	3	2	1	2	0	0										
David Dellucci, L OBP: 0.371, SLG: 0.576		2-1 1-H 3B		1-0 F8		0-1 F7	0-1 G3	3-3 K			5	0	1	1	0	1	5										
Pat Burrell, R OBP: 0.382, SLG: 0.508		1-0 FC6-2-5		4-2 BB		1-1 1B 2B		2-2 F8			3	1	1	1	1	0	1										
29 Chris Roberson, S OBP: 0.206, SLG: 0.206		3-H F7		1-3 K		1-1 1B		2-1 G6-3			4	0	1	1	0	1	2										
Mike Lieberthal, R OBP: 0.302, SLG: 0.411		0-0 G3		3-1 G4-3		2-1 1B		0-2 1B			5	1	2	0	0	0	2										
Abraham Nunez, S OBP: 0.266, SLG: 0.258				0-3 K		2-2 G3-4-1		3-2 P5			2	0	0	0	0	1	0										
Randy Wolf, L OBP: 0.294, SLG: 0.388						2-1 G1-3					1	0	0	0	0	0	2										
Joe Thurston, L OBP: 0.298, SLG: 0.393											0	0	0	0	0	0	0										
63 Ryan Madson, R OBP: 0.291, SLG: 0.365											0	0	0	0	0	0	0										
Jose Hernandez, R OBP: 0.291, SLG: 0.365											0	0	0	0	0	0	1										
Geoff Geary, R OBP: 0.268, SLG: 0.367											1	0	1	0	0	0	0										
Arthur Rhodes, L OBP: 0.259, SLG: 0.404											0	0	0	0	0	0	0										
Jeff Cooney, R OBP: 0.239, SLG: 0.404											0	0	0	0	0	0	0										
Aaron Fultz, L OBP: 0.206, SLG: 0.487											0	0	0	0	0	0	0										
Inning Stats	R: 0 E: 0 K: 0 S: 9	H: 1 LOB: 0 BB: 0 P: 12	R: 1 E: 0 K: 10 S: 10	H: 2 LOB: 1 BB: 0 P: 15	R: 0 E: 0 K: 1 S: 7	H: 0 LOB: 0 BB: 0 P: 10	R: 1 E: 0 K: 12 S: 12	H: 1 LOB: 1 BB: 1 P: 23	R: 0 E: 0 K: 0 S: 10	H: 1 LOB: 2 BB: 0 P: 16	R: 2 E: 0 K: 0 S: 16	H: 3 LOB: 2 BB: 1 P: 27	R: 0 E: 0 K: 0 S: 9	H: 1 LOB: 2 BB: 0 P: 12	R: 0 E: 0 K: 0 S: 13	H: 1 LOB: 1 BB: 0 P: 20	R: 0 E: 0 K: 1 S: 15	H: 1 LOB: 2 BB: 1 P: 26	R: 1 E: 0 K: 1 S: 9	H: 1 LOB: 1 BB: 1 P: 16	1B: 9 2B: 1 3B: 1 HR: 1	SF: 0 SAC: 1 DP: 1 HBP: 2	WP: 0 PB: 1 SB: 1 CS: 0	PA: 47			
PITCHER	IP 5.2	WLS 26	H 8	R 4	ER 4	SO 2	BB 2	IBB 0	HBP 0	BLK 0	WP 0	HR 1	S 62	P 99	ERA 6.35	WHIP 1.765											
Pedro Astacio, R ERA: 6.12	(1, 1)																										
52 Saul Rivera, R ERA: 4.53	(6, 1)	1.1	6	1	0	0	0	0	0	1	0	0	0	11	16	0.00	0.750										
Jon Rauch, R ERA: 3.27	(8, 1)	1.0	4	1	0	0	0	0	0	0	0	0	13	20	0.00	1.000											
32 Chad Cordero, R ERA: 3.19	(9, 1)	1.0	5	1	0	0	1	0	1	0	0	0	15	26	0.00	1.000											
35 Ryan Wagner, R ERA: 4.41	(10, 1)	1.0	W	6	1	1	0	1	1	0	1	0	9	16	0.00	2.000											

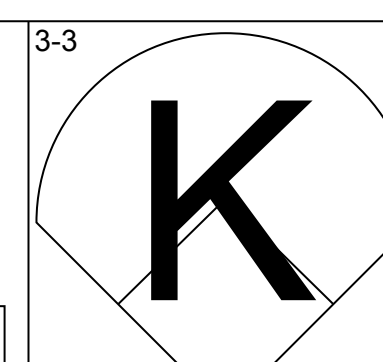
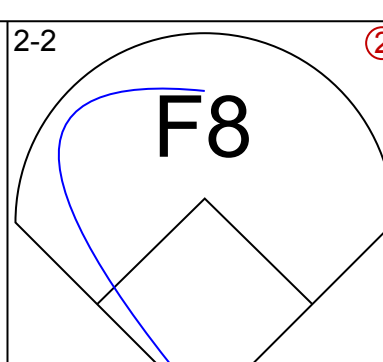
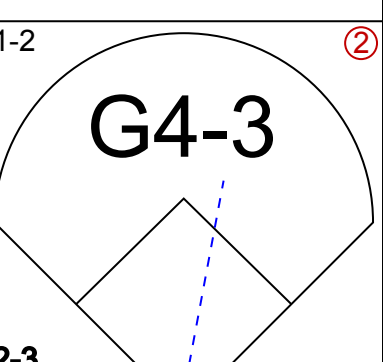
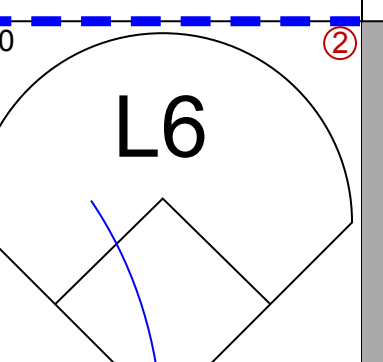
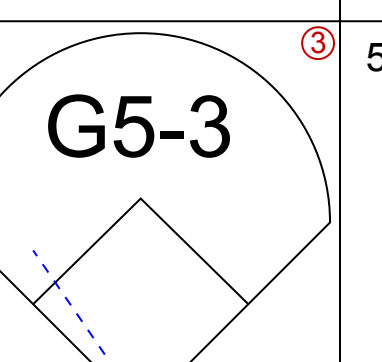
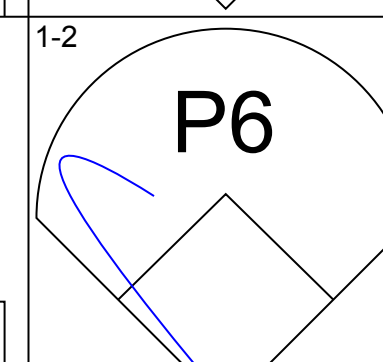
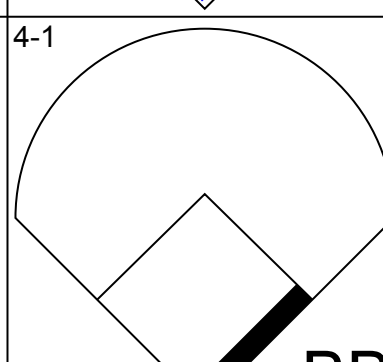
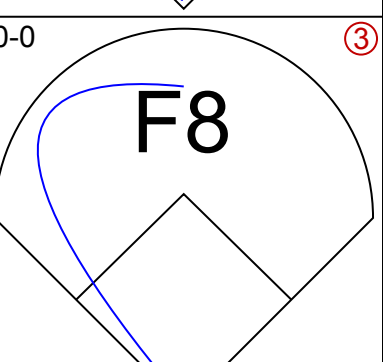
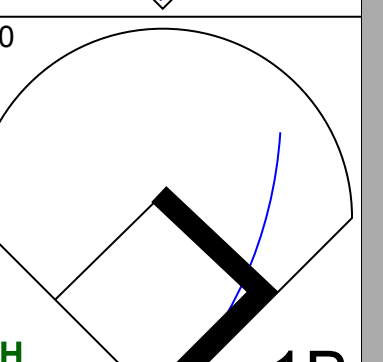
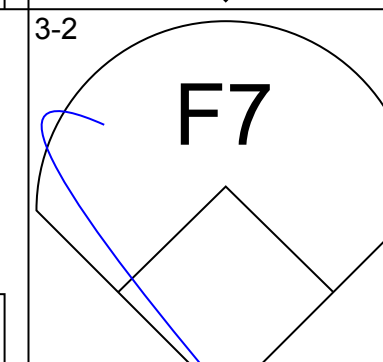
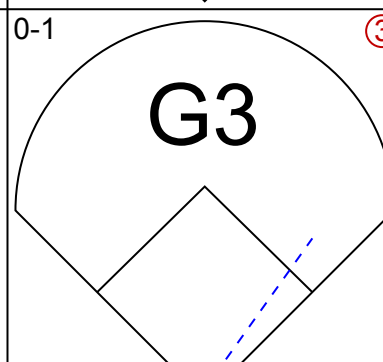
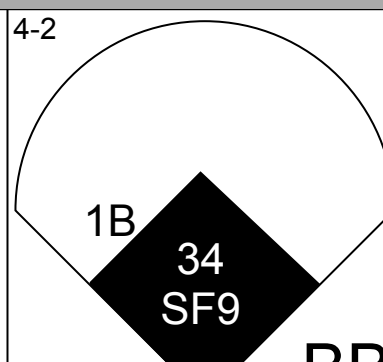
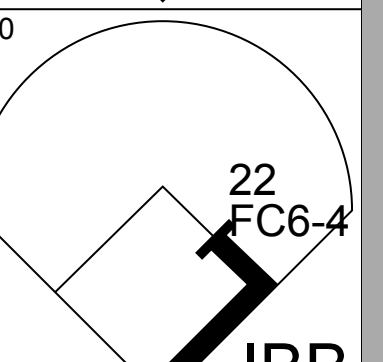
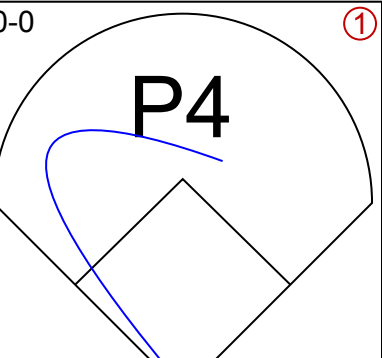
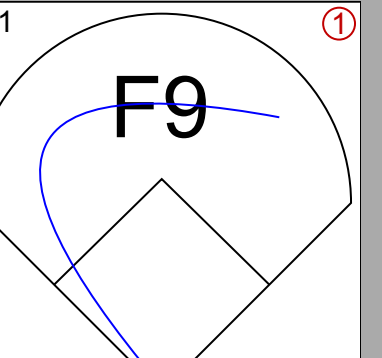
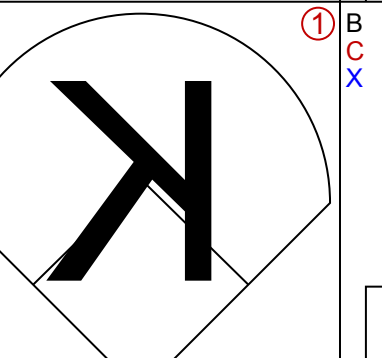
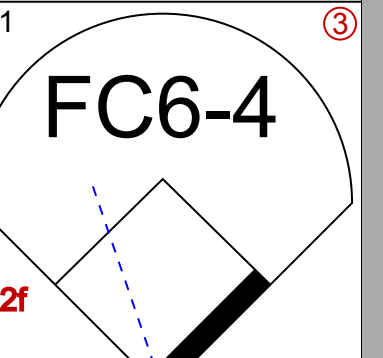
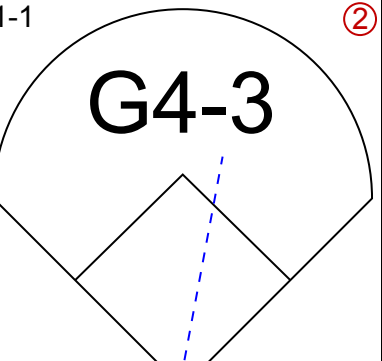
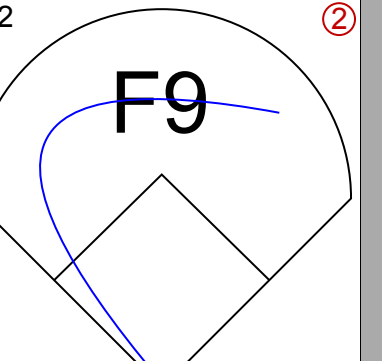
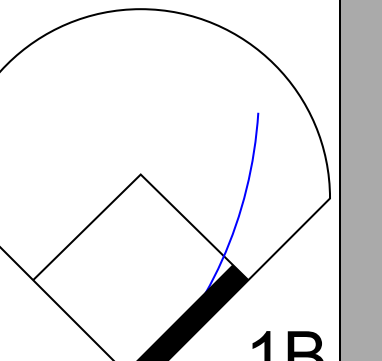

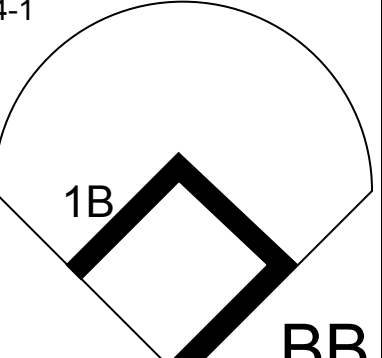
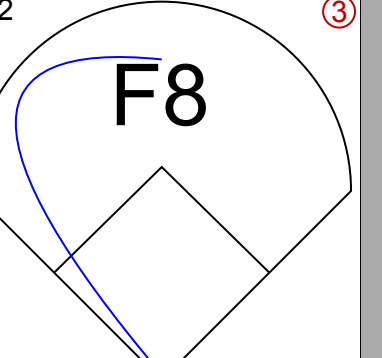
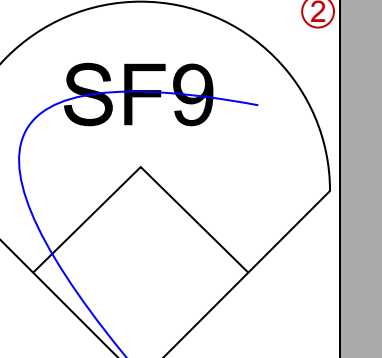

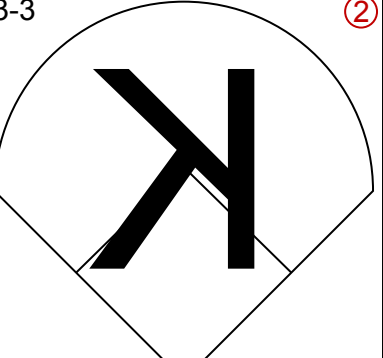
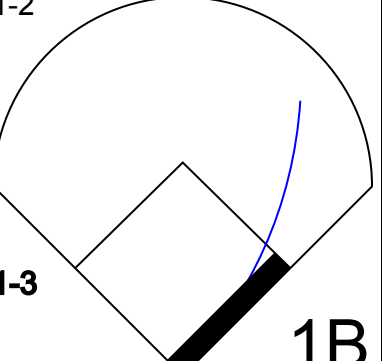
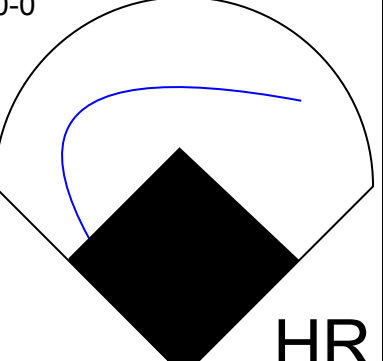
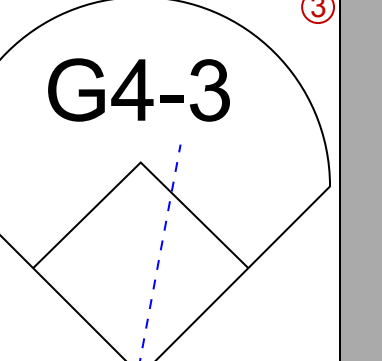
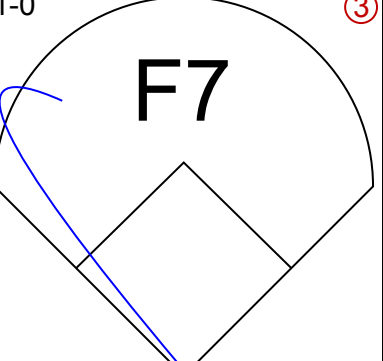
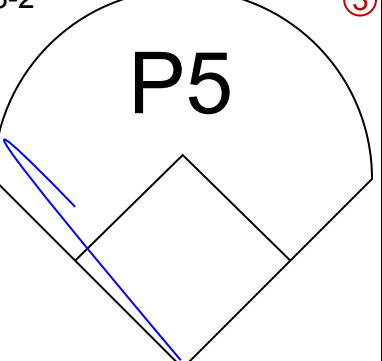
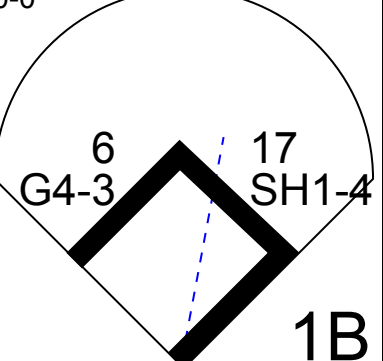
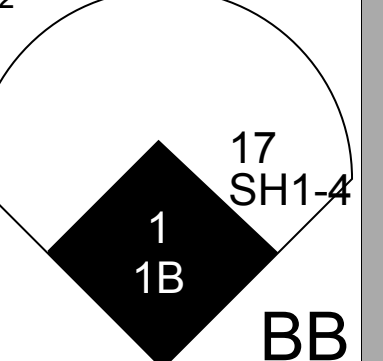
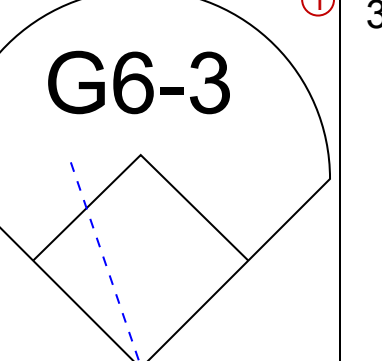
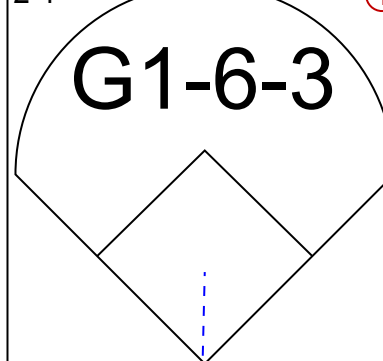
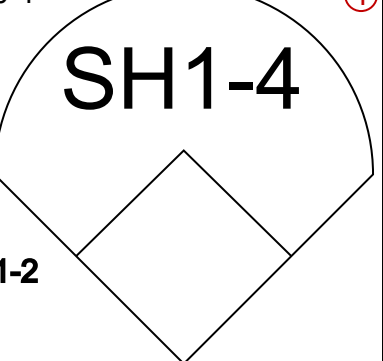
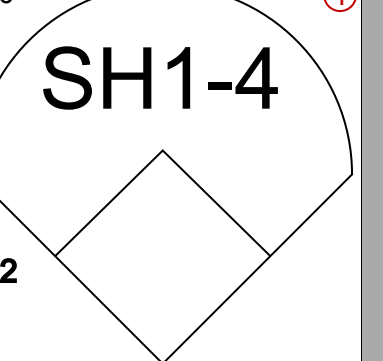
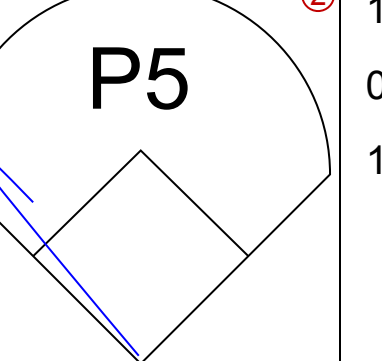
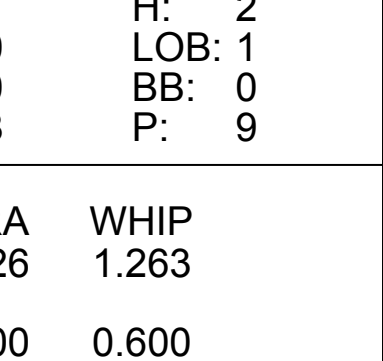
AB	40
R	5
H	12
RBI	4
BB	4
SO	4
LOB	19

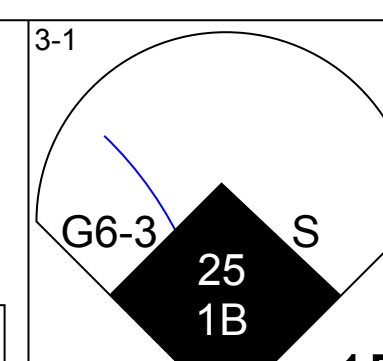
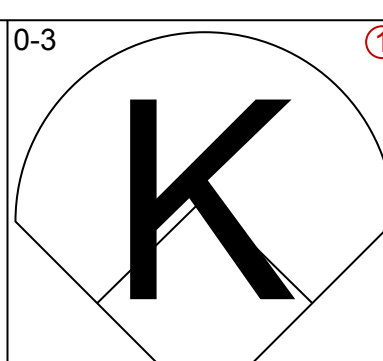
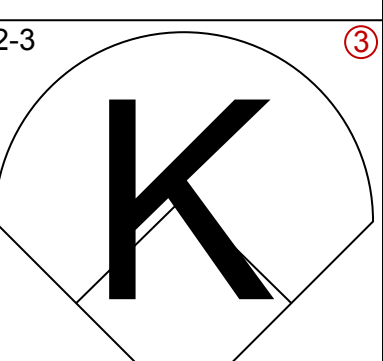

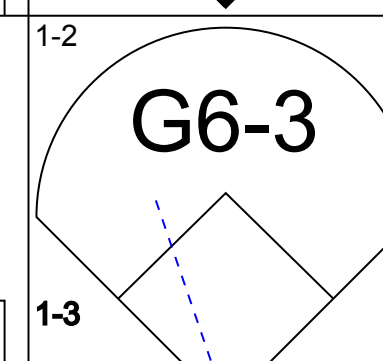
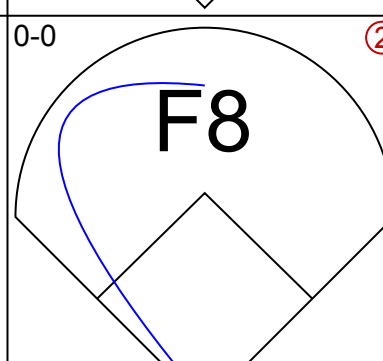
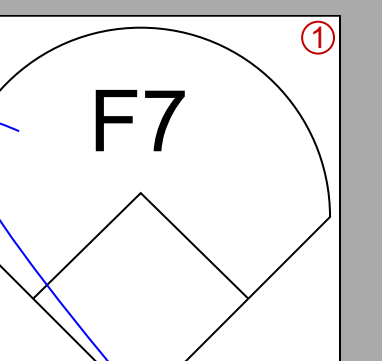
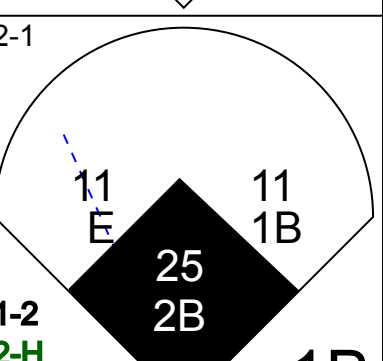
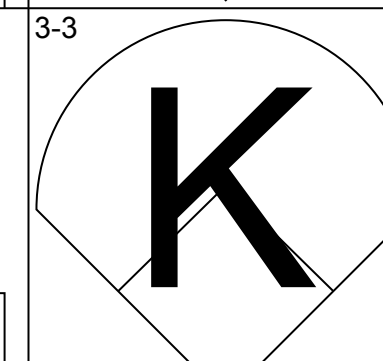
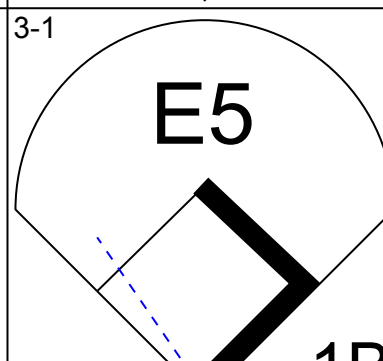
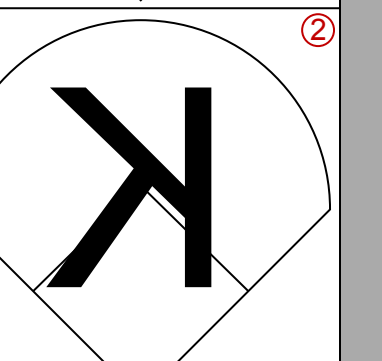
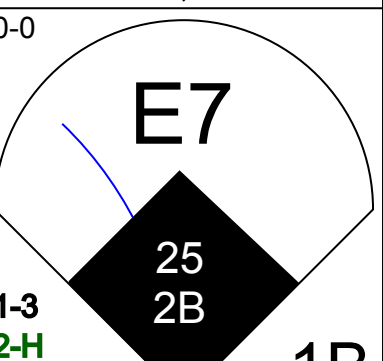

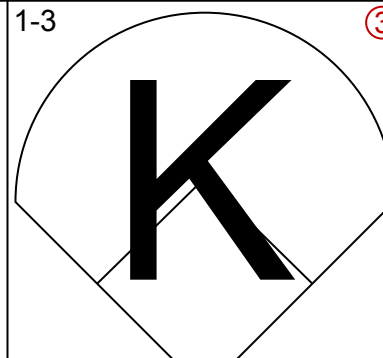
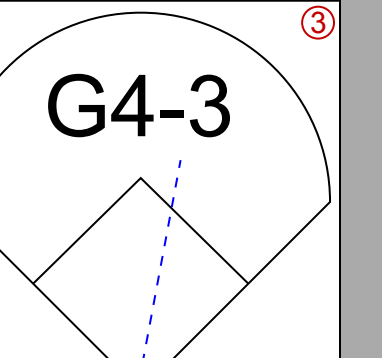
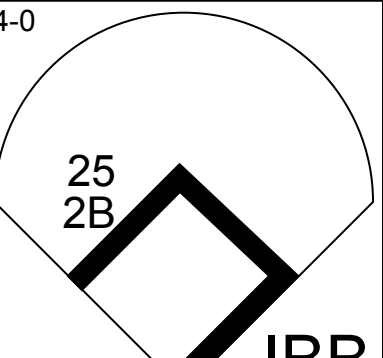

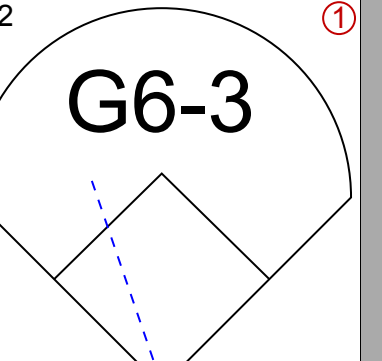
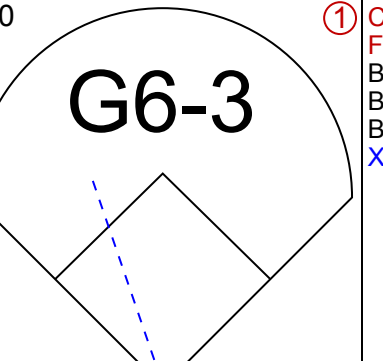
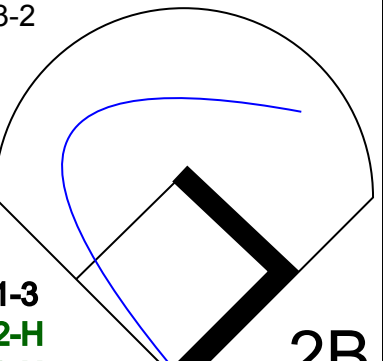
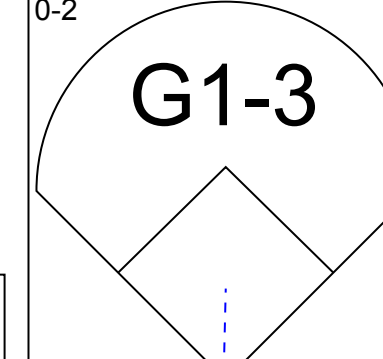
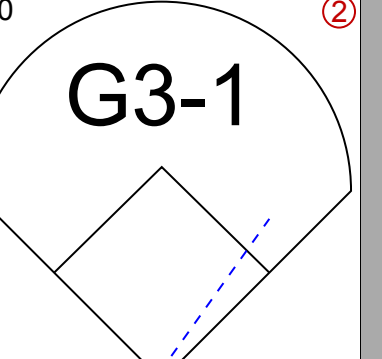
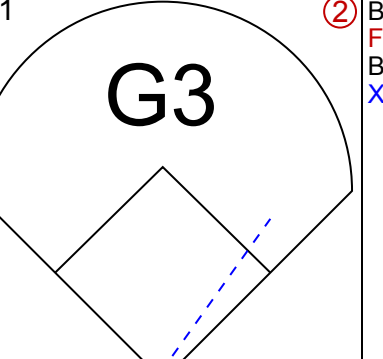
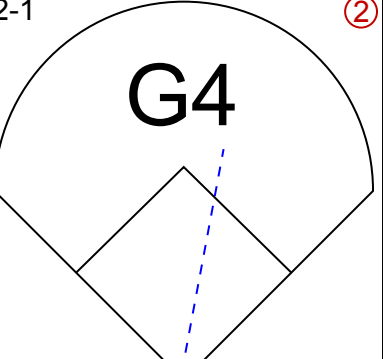

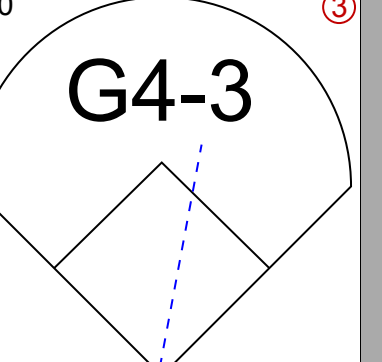
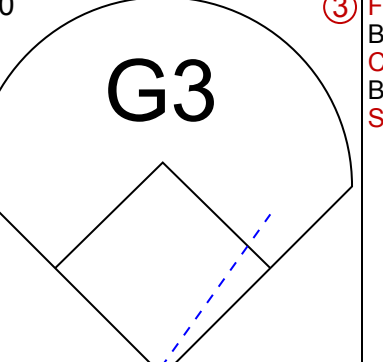
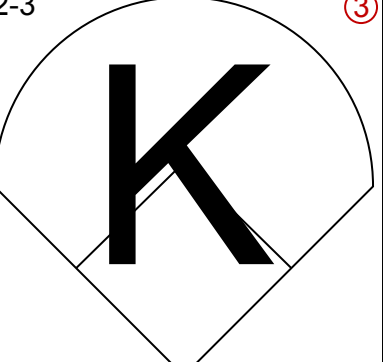
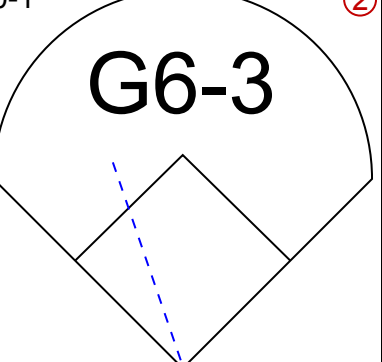
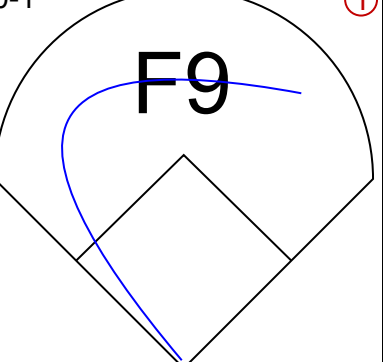
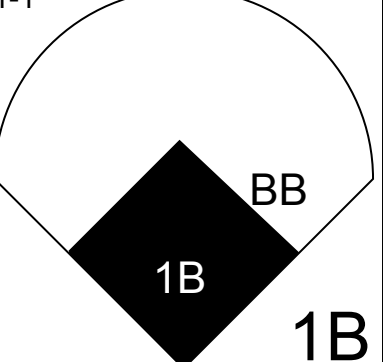
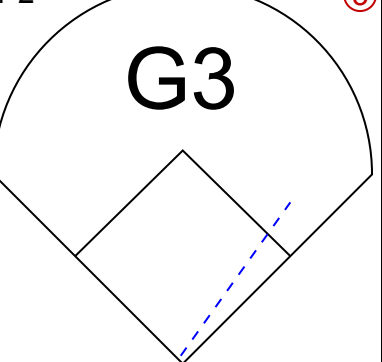
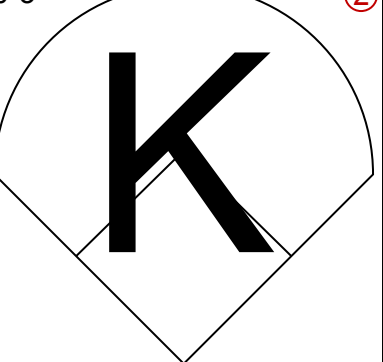
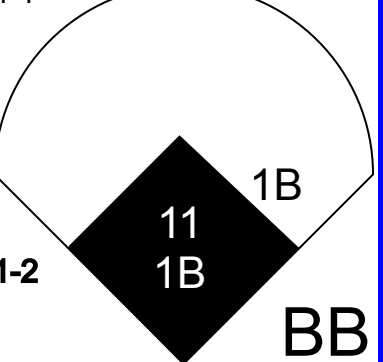


Batter	1	2	3	4	5	6	7	8	9	10	AB	R	H	RBI	BB	SO	LOB	BOTTOM									
Alfonso Soriano, R OBP: 0.363, SLG: 0.605	0-3 K	2-2 P3			2-1 F9		2-3 K		4-0 1B IBB		4	0	0	0	1	2	1	Philadelphia Phillies @ Washington Nationals Robert F. Kennedy Memorial Stadium, Washington, DC Thu Aug 31 2006, 7:05 PM EDT Att: 22,221 - Overcast - 69 F									
Felipe Lopez, S OBP: 0.362, SLG: 0.393	3-1 24 BB 11 1B 25 SF8 1B	3-2 FC6-4			3-2 L8		3-2 11 F8 2B	2-2 1-2 2-H 3-H 0-3 1B			5	1	3	2	0	0	1										
11 Ryan Zimmerman, R OBP: 0.351, SLG: 0.472	0-2 25 SF8 24 BB 1B		1-0 G6-4-3 1B		3-3 K		1-1 F8	1-1 K2-3			5	1	2	0	0	2	3										
24 Nick Johnson, L OBP: 0.423, SLG: 0.508	4-2 1B 1-2 2-3 BB		0-1 G6-4-3 1-2f 1B		1-1 1B		1-1 G5-3				4	1	2	0	1	0	2										
25 Austin Kearns, R OBP: 0.357, SLG: 0.459	3-2 SF8		4-2 BB		0-3 K		0-2 G5-3				3	0	0	1	1	1	3										
Marlon Anderson, L OBP: 0.331, SLG: 0.423	1-2 1-3 3-H 1B		1-3 K		1-3 K		1-3 K	0-0 2B 1B	0-0 F8 1B		5	2	3	1	0	2	2										
Brandon Harper, R OBP: 0.400, SLG: 0.682	0-1 P3		2-0 F9		1-1 F8		1-1 F8	0-1 1B 2B	2-2 1-2 2-H 1B		2	0	0	0	0	0	2										
Daryle Ward, L OBP: 0.350, SLG: 0.567											1	0	0	0	0	0	1										
Brian Schneider, L OBP: 0.314, SLG: 0.326											2	1	2	1	0	0	0										
Bernie Castro, S OBP: 0.277, SLG: 0.244		2-1 G4-3		2-1 G6-3		0-0 F7		1-3 K2-3	3-1 F8		5	0	0	0	0	1	4										
Pedro Astacio, R ERA: 6.12	(1, 1)										2	0	1	0	0	0	0										
52 Saul Rivera, S ERA: 4.53	(6, 1)										0	0	0	0	0	0	0										
Jose Vidro, S OBP: 0.362, SLG: 0.396	(7, PH)										0	0	0	0	0	0	0										
Jon Rauch, R ERA: 3.12	(8, 1)										0	0	0	0	0	0	0										
32 Chad Cordero, R ERA: 3.19	(9, 1)										0	0	0	0	0	0	0										
Henry Matos, S OBP: 0.233, SLG: 0.467	(10, 1)										1	0	0	0	0	0	2										
35 Ryan Wagner, R ERA: 4.41	(10, PH)										0	0	0	0	0	0	1										
Aaron Fultz, L ERA: 4.96	(10, PH)										0	0	0	0	0	0	1										
Inning Stats	R: 2 E: 0 K: 1 S: 21	H: 3 LOB: 2 BB: 1 P: 32	R: 0 E: 0 K: 0 S: 11	H: 1 LOB: 1 BB: 0 P: 18	R: 0 E: 0 K: 1 S: 14	H: 1 LOB: 1 BB: 1 P: 20	R: 0 E: 0 K: 0 S: 4	H: 0 LOB: 0 BB: 0 P: 8	R: 0 E: 0 K: 1 S: 9	H: 0 LOB: 0 BB: 0 P: 17	R: 0 E: 0 K: 2 S: 10	H: 1 LOB: 1 BB: 0 P: 13	R: 0 E: 0 K: 0 S: 7	H: 0 LOB: 0 BB: 0 P: 9	R: 0 E: 0 K: 0 S: 11	H: 1 LOB: 1 BB: 0 P: 16	R: 2 E: 0 K: 2 S: 17	H: 3 LOB: 2 BB: 1 P: 25	R: 2 E: 0 K: 0 S: 10	H: 3 LOB: 1 BB: 0 P: 19	1B: 11 2B: 2 3B: 0 HR: 0	SF: 1 SAC: 0 DP: 0 HBP: 0	WP: 1 PB: 0 SB: 0 CS: 0	PA: 45			
PITCHER	IP 5.0	WLS 21	H 5	R 2	ER 2	SO 3	BB 2	IBB 0	HBP 0	BLK 0	WP 0	HR 0	S 59	P 95	ERA 3.60	WHIP 1.400											
Randy Wolf, L ERA: 5.3	(1, 1)																										
63 Ryan Madson, R ERA: 5.54	(6, 1)	2.0	H	7	1	0	0	3	0	0	0	0	0	17	22	0.00	0.500										
Geoff Geary, R ERA: 3.12	(8, 1)	1.0	H	4	1	0	0	0	0	0	0	0	11	16	0.00	1.000											
Arthur Rhodes, L ERA: 5.19	(9, 1)	1.0	B	7	3	2	2	2	0	1	0	0	17	25	18.00	3.000											
Aaron Fultz, L ERA: 4.96	(10, 1)	0.2	L	6	3	2	2	0	0	0	0	1	10	19	27.00	4.500											

AB	41
R	6
H	13
RBI	5
BB	3
SO	8
LOB	22



Batter	1	2	3	4	5	6	7	8	9	AB	R	H	RBI	BB	SO	LOB	TOP								
6 Stephen Drew, L (1,6) OBP: 0.349, SLG: 0.494										5	0	0	0	0	1	2	Arizona Diamondbacks @ Washington Nationals Robert F. Kennedy Memorial Stadium, Washington, DC Sun Sep 03 2006, 1:05 PM EDT Att: 30,771 - Partly Cloudy - 78 F livebaseballscorecards.com								
1 Orlando Hudson, S (1,4) OBP: 0.350, SLG: 0.457										3	0	1	1	1	0	1									
Luis Gonzalez, L (1,7) OBP: 0.363, SLG: 0.463										2	1	0	0	2	0	1									
22 Eric Byrnes, R (1,8) OBP: 0.330, SLG: 0.497										4	0	0	0	0	1	3									
Johnny Estrada, S (1,2) OBP: 0.326, SLG: 0.457										4	0	1	0	0	0	0									
34 Conor Jackson, R (1,3) OBP: 0.362, SLG: 0.414										2	0	0	1	1	1	0									
Chad Tracy, L (1,5) OBP: 0.337, SLG: 0.433										4	1	2	1	0	0	1									
7 Carlos Quentin, R (1,9) OBP: 0.339, SLG: 0.516										3	1	1	0	1	0	2									
17 Brandon Webb, R (1,1) OBP: 0.172, SLG: 0.180 Brandon Lyon, R (8,1)										1	0	0	0	0	0	0									
Craig Counsell, L (9, PH) OBP: 0.324, SLG: 0.351										0	0	0	0	0	0	0									
Inning Stats	R: 0 E: 0 K: 1 S: 10	H: 0 LOB: 0 BB: 0 P: 17	R: 0 E: 0 K: 0 S: 11	H: 1 LOB: 2 BB: 1 P: 20	R: 0 E: 0 K: 0 S: 8	H: 0 LOB: 1 BB: 1 P: 16	R: 0 E: 0 K: 0 S: 8	H: 0 LOB: 0 BB: 0 P: 15	R: 1 E: 0 K: 0 S: 8	H: 2 LOB: 1 BB: 0 P: 9	R: 1 E: 0 K: 1 S: 13	H: 1 LOB: 1 BB: 1 P: 24	R: 1 E: 0 K: 0 S: 8	H: 1 LOB: 2 BB: 2 P: 19	R: 0 E: 0 K: 1 S: 12	H: 0 LOB: 0 BB: 0 P: 18	R: 0 E: 0 K: 0 S: 6	H: 0 LOB: 0 BB: 0 P: 8	1B: 4 2B: 0 3B: 0 HR: 1	SF: 1 SAC: 2 DP: 0 HBP: 0	WP: 0 PB: 0 SB: 0 CS: 0	PA: 37			
PITCHER	IP WLS BF H R ER SO BB IBB HBP BLK WP HR S P ERA WHIP																								
Tony Armas, R (1,1) ERA: 5.23	6.1	W	27	4	3	3	2	4	0	0	0	0	0	0	1	62	109	4.26	1.263						
35 Ryan Wagner, R (7,1) ERA: 4.0	1.2	W	7	1	0	0	1	0	1	0	0	0	0	0	0	16	29	0.00	0.600						
Jon Rauch, R (9,1) ERA: 3.18	1.0	S	3	0	0	0	0	0	0	0	0	0	0	0	6	8	0.00	0.000							

Batter	1	2	3	4	5	6	7	8	9	AB	R	H	RBI	BB	SO	LOB	BOTTOM							
Alfonso Soriano, R (1,7) OBP: 0.362, SLG: 0.602										4	1	1	0	0	3	2	Arizona Diamondbacks @ Washington Nationals Robert F. Kennedy Memorial Stadium, Washington, DC Sun Sep 03 2006, 1:05 PM EDT Att: 30,771 - Partly Cloudy - 78 F livebaseballscorecards.com							
Felipe Lopez, S (1,6) OBP: 0.364, SLG: 0.391										4	1	1	1	0	0	1								
11 Ryan Zimmerman, R (1,5) OBP: 0.353, SLG: 0.476										4	1	2	1	0	2	1								
24 Nick Johnson, L (1,3) OBP: 0.425, SLG: 0.510										2	0	0	0	2	1	1								
25 Austin Kearns, R (1,9) OBP: 0.360, SLG: 0.466										4	0	2	3	0	0	0								
Jose Vidro, S (1,4) OBP: 0.348, SLG: 0.390										4	0	0	0	0	0	4								
Brian Schneider, L (1,2) OBP: 0.310, SLG: 0.319										4	0	0	0	0	2	2								
7 Nook Logan, S (1,8) OBP: 0.375, SLG: 0.375										3	1	1	0	0	0	0								
Tony Armas, R (1,1) OBP: 0.093, SLG: 0.071 35 Ryan Wagner, R (7,1) OBP: 0.333, SLG: 0.333 Ryan Church, L (6, PH) OBP: 0.361, SLG: 0.510 Henry Mateo, S (8, PR) OBP: 0.235, SLG: 0.438 Jon Rauch, R (9,1)										2	0	0	0	0	1	0								
Inning Stats	R: 1 E: 0 K: 1 S: 16	H: 2 LOB: 2 BB: 1 P: 28	R: 0 E: 0 K: 1 S: 8	H: 0 LOB: 0 BB: 0 P: 9	R: 0 E: 1 K: 2 S: 9	H: 1 LOB: 1 BB: 0 P: 13	R: 0 E: 0 K: 0 S: 7	H: 0 LOB: 0 BB: 0 P: 10	R: 0 E: 0 K: 2 S: 9	H: 0 LOB: 0 BB: 0 P: 11	R: 0 E: 0 K: 1 S: 8	H: 0 LOB: 0 BB: 0 P: 11	R: 0 E: 0 K: 0 S: 4	H: 0 LOB: 0 BB: 0 P: 7	R: 4 E: 1 K: 2 S: 17	H: 4 LOB: 2 BB: 2 P: 36		1B: 6 2B: 1 3B: 0 HR: 0	SF: 0 SAC: 0 DP: 0 HBP: 0	WP: 0 PB: 0 SB: 1 CS: 0	PA: 34			
PITCHER	IP WLS BF H R ER SO BB IBB HBP BLK WP HR S P ERA WHIP																							
17 Brandon Webb, R (1,1) ERA: 3.14	7.1	L	32	7	5	5	8	2	0	0	0	0	0	0	73	116	6.14	1.227						
Brandon Lyon, R (8,1) ERA: 3.6	0.2		2	0	0	0	1	0	0	0	0	0	0	5	9	0.00	0.000							



Batter	1	2	3	4	5	6	7	8	9	AB	R	H	RBI	BB	SO	LOB	TOP										
Aaron Miles, S (1, 6) OBP: 0.335, SLG: 0.352	G6-3		F7			G4-3			L3	4	0	1	0	0	0	0											
16 Chris Duncan, L (1, 7) OBP: 0.383, SLG: 0.606	K		F8			F8			L3	4	0	0	0	0	1	1											
5 Albert Pujols, R (1, 3) OBP: 0.423, SLG: 0.681	K			BB		G5-3			HR	3	1	1	1	1	1	0											
27 Scott Rolen, R (1, 5) OBP: 0.386, SLG: 0.537		F7		K		P5			K	4	0	0	0	0	2	1											
53 John Rodriguez, L (1, 9) OBP: 0.376, SLG: 0.441		BB		G3		L9				2	0	0	0	1	0	1											
3 Preston Wilson, R (1, 8) OBP: 0.307, SLG: 0.415		BB		G6-3		G5-3				3	0	0	0	0	1	2											
Ronnie Belliard, R (1, 4) OBP: 0.335, SLG: 0.397		BB				P3			G6-3	2	0	0	0	1	0	0											
Gary Bennett, R (1, 2) OBP: 0.296, SLG: 0.366		BB				F9			F7	3	0	0	0	0	0	2											
Jason Marquis, L (1, 1) OBP: 0.221, SLG: 0.270						L7			P4	2	0	0	0	0	1	0											
26 Scott Spiezio, S (8, PH) OBP: 0.340, SLG: 0.437										1	0	0	0	0	0	0											
Jorge Sosa, R (8, 1) OBP: 0.200, SLG: 0.522										0	0	0	0	0	0	0											
34 Randy Flores, L (8, 1)										0	0	0	0	0	0	0											
Inning Stats	R: 0 E: 0 K: 2 S: 10	H: 0 LOB: 0 BB: 0 P: 14	R: 0 E: 0 K: 1 S: 11	H: 0 LOB: 2 BB: 2 P: 21	R: 0 E: 0 K: 1 S: 8	H: 0 LOB: 0 BB: 0 P: 13	R: 0 E: 0 K: 1 S: 7	H: 0 LOB: 1 BB: 1 P: 12	R: 0 E: 0 K: 0 S: 4	H: 0 LOB: 0 BB: 0 P: 5	R: 0 E: 0 K: 0 S: 5	H: 0 LOB: 0 BB: 0 P: 7	R: 0 E: 0 K: 0 S: 8	H: 0 LOB: 0 BB: 0 P: 12	R: 0 E: 0 K: 0 S: 4	H: 0 LOB: 2 BB: 0 P: 4	R: 1 E: 0 K: 1 S: 8	H: 2 LOB: 0 BB: 0 P: 11	1B: 1 2B: 1 3B: 0 HR: 1	SF: 0 SAC: 0 DP: 1 HBP: 0	WP: 0 PB: 0 SB: 0 CS: 0	PA: 31					
PITCHER	IP	WLS	BF	H	R	ER	SO	BB	IBB	HBP	BLK	WP	HR	S	P	ERA	WHIP										
Ramon Ortiz, R (1, 1) ERA: 5.12	8.2	W	30	2	1	1	5	3	0	0	0	0	1	62	95	1.04	0.577										
32 Chad Cordero, R (9, 1) ERA: 3.02	0.1		1	0	0	0	1	0	0	0	0	0	0	3	4	0.00	0.000										

AB 28
R 1
H 2
RBI 1
BB 3
SO 6
LOB 7



WP: 0 PA: 31
PB: 0
SB: 0
CS: 0

PITCHER IP WLS BF H R ER SO BB IBB HBP BLK WP HR S P ERA WHIP

Batter	1	2	3	4	5	6	7	8	9	AB	R	H	RBI	BB	SO	LOB	BOTTOM										
Alfonso Soriano, R (1, 7) OBP: 0.361, SLG: 0.601	G5-3		K			L6-4		P2		4	0	1	0	0	1	1											
Felipe Lopez, S (1, 6) OBP: 0.583, SLG: 0.390	K			G4-3		F7		F8		4	0	1	0	0	1	1											
11 Ryan Zimmerman, R (1, 5) OBP: 0.352, SLG: 0.476	G4-3			K		L6-4		2B		4	1	1	0	0	1	2											
24 Nick Johnson, L (1, 3) OBP: 0.426, SLG: 0.511		P4		G4-3		HR		2B		3	1	1	1	1	0	1											
25 Austin Kearns, R (1, 9) OBP: 0.361, SLG: 0.471		F9		F9		HR		2B		3	1	1	2	1	0	1											
Brian Schneider, L (1, 2) OBP: 0.306, SLG: 0.315		L6				L7		G4-3		4	0	0	0	0	0	2											
Bernie Castro, S (1, 4) OBP: 0.309, SLG: 0.275				BLK		F7		G4-3		3	0	1	0	0	0	0											
7 Nook Logan, S (1, 8) OBP: 0.364, SLG: 0.455				G4-3		1B		F7		3	0	1	0	0	0	1											
Ramon Ortiz, R (1, 1) OBP: 0.170, SLG: 0.180				K		1B		HR		3	1	2	1	0	1	1											
32 Chad Cordero, R (9, 1) ERA: 3.02						2H				0	0	0	0	0	0	0											
Inning Stats	R: 0 E: 0 K: 1 S: 8	H: 0 LOB: 0 BB: 0 P: 13	R: 0 E: 0 K: 0 S: 7	H: 0 LOB: 0 BB: 0 P: 11	R: 0 E: 0 K: 2 S: 11	H: 1 LOB: 1 BB: 0 P: 15	R: 0 E: 0 K: 1 S: 10	H: 1 LOB: 1 BB: 0 P: 17	R: 0 E: 0 K: 0 S: 10	H: 2 LOB: 2 BB: 0 P: 15	R: 0 E: 0 K: 0 S: 7	H: 1 LOB: 0 BB: 0 P: 11	R: 2 E: 0 K: 0 S: 6	H: 1 LOB: 0 BB: 1 P: 10	R: 2 E: 0 K: 0 S: 9	H: 3 LOB: 2 BB: 1 P: 19	1B: 2 2B: 6 3B: 0 HR: 2	SF: 0 SAC: 0 DP: 1 HBP: 0	WP: 0 PB: 0 SB: 1 CS: 0	PA: 33							
PITCHER	IP	WLS	BF	H	R	ER	SO	BB	IBB	HBP	BLK	WP	HR	S	P	ERA	WHIP										
Jason Marquis, R (1, 1) ERA: 5.73	7.0	L	26	6	2	2	4	6	2	2	4	0	1	59	92	2.57	1.000										
Jorge Sosa, R (8, 1) ERA: 5.32	0.2		4	2	2	2	0	0	0	0	0	0	1	5	8	27.00	3.000										
34 Randy Flores, L (8, 1) ERA: 4.66	0.1		3	1	0	0	0	0	1	0	0	0	0	4	11	0.00	3.000										

AB 31
R 4
H 9
RBI 4
BB 2
SO 4
LOB 10



WP: 0 PA: 33
PB: 0
SB: 1
CS: 0

PITCHER IP WLS BF H R ER SO BB IBB HBP BLK WP HR S P ERA WHIP

St. Louis Cardinals @ Washington Nationals
Robert F. Kennedy Memorial Stadium, Washington, DC
Mon Sep 04 2006, 1:05 PM EDT
Att: 31,092 - Sunny - 77 F

livebaseballscores.com

Batter	1	2	3	4	5	6	7	8	9	AB	R	H	RBI	BB	SO	LOB	TOP										
So Taguchi, R (1, 8) OBP: 0.332, SLG: 0.356	1-1 P3		0-0 F7			1-1 L9		1-0 L6-4 5S 1B		4	0	1	0	0	0	1	St. Louis Cardinals @ Washington Nationals Robert F. Kennedy Memorial Stadium, Washington, DC Tue Sep 05 2006, 7:05 PM EDT Att: 25,937 - Overcast - 68 F										
16 Chris Duncan, L (1, 7) OBP: 0.377, SLG: 0.594	0-1 L7		1-3 K			2-0 L9		2-3 K		4	0	0	0	0	2	2											
5 Albert Pujols, R (1, 3) OBP: 0.424, SLG: 0.686	3-2 HR			1-0 G6-3		2-2 P5		4-2 1-2 IBB		3	1	1	1	1	0	0											
27 Scott Rolen, R (1, 5) OBP: 0.384, SLG: 0.535	2-1 G6-3			1-1 F9			3-2 1B 3 1B 4 E	2-1 L6-4		4	1	1	0	0	0	2											
3 Preston Wilson, R (1, 9) OBP: 0.307, SLG: 0.414		3-3 K		0-0 G3-1			1-0 1-2 4 E 1B 3-5 1B		0-1 G6-3	4	0	1	0	0	1	0											
Ronnie Belliard, R (1, 4) OBP: 0.333, SLG: 0.393		0-2 F7			2-0 G6-3		1-0 F9		1-2 L3	4	0	0	0	0	0	2											
Aaron Miles, S (1, 6) OBP: 0.334, SLG: 0.350		0-2 G4-3			0-0 G5-3		1-1 1-2 4 E 1B		0-0 G6-3	4	0	1	0	0	0	0											
4 Yadier Molina, R (1, 2) OBP: 0.270, SLG: 0.332			1-2 FC1-5 2B		2-1 1B		1-2 E4			3	0	2	1	0	0	2											
Jeff Suppan, R (1, 1) OBP: 0.250, SLG: 0.224			1-1 FC1-5		1-0 G5-3		1-2 2-3 3-4 1-0 B3-5			3	0	0	0	0	0	5											
50 Adam Wainwright, R (8, 1) OBP: 0.500, SLG: 1.167			2-3				3-3			0	0	0	0	0	0	0											
44 Jason Isringhausen, R (9, 1)										0	0	0	0	0	0	0											
Inning Stats	R: 1 E: 0 K: 0 S: 9	H: 1 LOB: 0 BB: 0 P: 15	R: 0 E: 0 K: 1 S: 13	H: 0 LOB: 0 BB: 0 P: 16	R: 0 E: 0 K: 1 S: 9	H: 1 LOB: 1 BB: 0 P: 12	R: 0 E: 0 K: 0 S: 4	H: 0 LOB: 0 BB: 0 P: 6	R: 0 E: 0 K: 0 S: 5	H: 1 LOB: 1 BB: 0 P: 10	R: 0 E: 0 K: 0 S: 6	H: 0 LOB: 0 BB: 0 P: 11	R: 1 E: 1 K: 0 S: 11	H: 3 LOB: 2 BB: 0 P: 19	R: 0 E: 0 K: 1 S: 9	H: 1 LOB: 0 BB: 0 P: 18	R: 0 E: 0 K: 0 S: 6	H: 0 LOB: 0 BB: 0 P: 7	1B: 5 2B: 3 3B: 0 HR: 1	SF: 0 SAC: 0 DP: 2 HBP: 0	WP: 0 PB: 0 SB: 1 CS: 1	PA: 34					
PITCHER	IP	WLS	BF	H	R	ER	SO	BB	IBB	HBP	BLK	WP	HR	S	P	ERA	WHIP										
Pedro Astacio, R (1, 1) ERA: 5.83	6.1	L	26	6	2	2	2	0	0	0	0	0	1	56	87	2.84	0.947										
35 Ryan Wagner, R (7, 1) ERA: 3.86	0.2	1	0	0	0	0	0	0	0	0	0	0	0	1	2	0.00	0.000										
Jon Rauch, R (8, 1) ERA: 3.14	1.0	4	1	0	0	1	0	1	0	0	0	0	0	9	18	0.00	1.000										
52 Saul Rivera, R (9, 1) ERA: 4.34	1.0	3	0	0	0	0	0	0	0	0	0	0	0	6	7	0.00	0.000										

AB 33
R 2
H 7
RBI 2
BB 1
SO 3
LOB 14



Batter	1	2	3	4	5	6	7	8	9	AB	R	H	RBI	BB	SO	LOB	BOTTOM										
Alfonso Soriano, R (1, 7) OBP: 0.361, SLG: 0.599	1-2 L8		1-0 G5-3		2-0 1B			1-3 K	4-2 BB	4	0	1	0	1	1	1	St. Louis Cardinals @ Washington Nationals Robert F. Kennedy Memorial Stadium, Washington, DC Tue Sep 05 2006, 7:05 PM EDT Att: 25,937 - Overcast - 68 F										
Felipe Lopez, S (1, 6) OBP: 0.560, SLG: 0.386	3-2 E7 G6-3		2-3 K		2-1 G1-3		2-2 L9	2-3 K		5	0	0	0	0	2	4											
11 Ryan Zimmerman, R (1, 5) OBP: 0.352, SLG: 0.473	2-2 G6-3			3-2 F8		0-0 L8		4-2 25 HBP 24 1B BB		3	0	0	0	1	0	1											
24 Nick Johnson, L (1, 3) OBP: 0.425, SLG: 0.509	1-1 P6			0-0 F8		3-1 G6-3		3-1 25 HBP 1B		4	0	1	0	0	0	1											
25 Austin Kearns, R (1, 9) OBP: 0.362, SLG: 0.470		1-3 K		1-0 1B		0-0 G4-3		3-0 1-2 2-3 HBP		3	0	1	0	0	1	0											
George Lombard, L (8, PR) (9, 9)										0	0	0	0	0	0	0											
Brian Schneider, L (1, 2) OBP: 0.306, SLG: 0.314	1-1 G3			1-0 1B		1-3 1B		1-3 K		4	0	1	0	0	1	3											
Bernie Castro, S (1, 4) OBP: 0.288, SLG: 0.255	1-1 G4-3			1-0 G5-3			0-1 G5-3		2-3 K	4	0	0	0	0	1	2											
7 Nook Logan, S (1, 8) OBP: 0.400, SLG: 0.429			1-2 SH1-3 1B		3-3 K		4-1 BB		2-1 P6	3	0	1	0	1	1	0											
Pedro Astacio, R (1, 1) ERA: 4.39	7.2	W	31	5	0	0	5	2	0	0	0	0	5	74	121	0.00		0.913									
35 Ryan Wagner, R (7, 1) ERA: 3.07	0.1	H	2	0	0	0	1	0	0	1	0	0	0	3	7	0.00	0.000										
50 Adam Wainwright, R (8, 1) ERA: 3.07	1.0	S	5	0	0	0	2	2	0	0	0	0	0	14	28	0.00	2.000										
44 Jason Isringhausen, R (9, 1) ERA: 3.26																											
Inning Stats	R: 0 E: 1 K: 0 S: 12	H: 0 LOB: 1 BB: 0 P: 19	R: 0 E: 0 K: 1 S: 7	H: 0 LOB: 0 BB: 0 P: 10	R: 0 E: 0 K: 1 S: 10	H: 1 LOB: 1 BB: 0 P: 14	R: 0 E: 0 K: 0 S: 7	H: 2 LOB: 2 BB: 0 P: 13	R: 0 E: 0 K: 2 S: 12	H: 1 LOB: 1 BB: 0 P: 19	R: 0 E: 0 K: 0 S: 4	H: 0 LOB: 0 BB: 0 P: 7	R: 0 E: 0 K: 0 S: 11	H: 0 LOB: 1 BB: 1 P: 18	R: 0 E: 0 K: 2 S: 14	H: 1 LOB: 3 BB: 1 P: 28	R: 0 E: 0 K: 2 S: 14	H: 0 LOB: 2 BB: 2 P: 28	1B: 5 2B: 0 3B: 0 HR: 0	SF: 0 SAC: 1 DP: 0 HBP: 1	WP: 0 PB: 0 SB: 0 CS: 0	PA: 38					
PITCHER	IP	WLS	BF	H	R	ER	SO	BB	IBB	HBP	BLK	WP	HR	S	P	ERA	WHIP										

AB 32
R 0
H 5
RBI 0
BB 4
SO 8
LOB 13



Batter	1	2	3	4	5	6	7	8	9	AB	R	H	RBI	BB	SO	LOB	TOP								
Alfonso Soriano, R OBP: 0.359, SLG: 0.596	L7	2B		HR		2B 11 G4-3 BB		K		4	2	2	1	1	1	0	Washington Nationals @ Colorado Rockies Coors Field, Denver, CO Sat Sep 09 2006, 6:05 PM MDT Alt: 22,735 - Overcast - 68 F								
Felipe Lopez, S OBP: 0.360, SLG: 0.383	11 S 24 2B BB	L9		G4-3		11 G4-3 1-3 2-H 2B		F9		4	1	1	1	1	0	1									
11 Ryan Zimmerman, R (1.5) OBP: 0.348, SLG: 0.463	24 2B 1B		F8	L8		G4-3			24 G6-3 BB	4	0	1	1	1	0	1									
24 Nick Johnson, L (1.3) OBP: 0.433, SLG: 0.529	1B		G5-3		G6-3 2B			G6-3		4	0	2	1	1	0	1									
25 Austin Kearns, R (1.9) OBP: 0.362, SLG: 0.470	K		2B	1B	P3	G4-3		K		5	0	1	0	0	2	5									
Jose Vidro, S (1.4) OBP: 0.350, SLG: 0.398	G4-3			2B	G6-3			G3		4	0	1	0	0	0	3									
13 Robert Fick, L (1.2) OBP: 0.306, SLG: 0.327		7 G4-3 G6-3 2B			P5			F8		3	1	1	0	1	0	1									
7 Nook Logan, S (1.8) OBP: 0.300, SLG: 0.286		G4-3		F7				F9		4	1	1	0	0	0	4									
Ramon Ortiz, R (1.1) OBP: 0.164, SLG: 0.173		G6-3			G6-3					2	0	0	1	0	0	0									
45 Chris Schroder, R (7.1) George Lombard, L (6, PH) OBP: 0.250, SLG: 1.000 58 Brett Campbell, R (8.1)						SH1-4 2B 1B		K		0	0	0	0	0	0	0									
Inning Stats	R: 1 E: 0 K: 1 S: 16	H: 2 LOB: 2 BB: 1 P: 25	R: 1 E: 0 K: 0 S: 9	H: 2 LOB: 1 BB: 0 P: 14	R: 0 E: 0 K: 0 S: 11	H: 2 LOB: 3 BB: 1 P: 22	R: 1 E: 0 K: 0 S: 13	H: 1 LOB: 0 BB: 0 P: 17	R: 0 E: 0 K: 0 S: 8	H: 1 LOB: 1 BB: 0 P: 15	R: 2 E: 0 K: 0 S: 12	H: 2 LOB: 2 BB: 2 P: 22	R: 0 E: 0 K: 0 S: 6	H: 0 LOB: 0 BB: 0 P: 9	R: 0 E: 0 K: 2 S: 11	H: 0 LOB: 0 BB: 0 P: 13	R: 0 E: 0 K: 1 S: 5	H: 0 LOB: 0 BB: 1 P: 11	1B: 3 2B: 6 3B: 0 HR: 1	SF: 0 SAC: 1 DP: 1 HBP: 0	WP: 0 PB: 0 SB: 1 CS: 1	PA: 41			
PITCHER	IP WLS BF H R ER SO BB IBB HBP BLK WP HR S P ERA WHIP	5.1 L 28 9 5 5 1 2 1 0 0 0 1 63 103 8.44 2.062	1.0 B 5 1 0 0 0 0 1 0 0 0 0 9 17 0.00 1.000	2.0 W 2 0 0 0 0 0 0 0 0 0 3 4 0.00 0.000	1.0 H 3 0 0 0 2 0 0 0 0 0 11 13 0.00 0.000	1.0 3 0 0 0 1 1 0 0 0 0 0 5 11 0.00 1.000																			

AB	35
R	5
H	10
RBI	5
BB	5
SO	4
LOB	16



Batter	1	2	3	4	5	6	7	8	9	AB	R	H	RBI	BB	SO	LOB	BOTTOM						
Jamey Carroll, R (1.4) OBP: 0.376, SLG: 0.393	17 G4-3 1B				E6 17 G4-3 27 HR		SH 17 G3 5 1B			3	3	2	2	1	0	0	Washington Nationals @ Colorado Rockies Coors Field, Denver, CO Sat Sep 09 2006, 6:05 PM MDT Alt: 22,735 - Overcast - 68 F						
17 Todd Helton, L (1.3) OBP: 0.406, SLG: 0.478	G4-3	K			G4-3		G3	F9		5	0	0	0	0	1	6							
27 Garrett Atkins, R (1.5) OBP: 0.400, SLG: 0.546	5 HR 1B			F8			5 1B HR			3	2	2	3	1	0	0							
5 Matt Holliday, R (1.7) OBP: 0.386, SLG: 0.576				F8			11 WP 1B			4	1	3	4	0	0	0							
11 Brad Hawpe, L (1.9) OBP: 0.382, SLG: 0.501	F8			G4-3			G4-3	G1-6-3		4	0	0	0	0	0	3							
2 Troy Tulowitzki, R (1.6) OBP: 0.372, SLG: 0.395	E5 PB			G4-3			G4-6-3 BB	L8		3	0	0	0	1	0	0							
JD Closser, S (1.2) OBP: 0.280, SLG: 0.317	G6-3			G4-3			G4-6-3	18 1B BB		3	1	0	0	1	0	2							
18 Cory Sullivan, L (1.8) OBP: 0.324, SLG: 0.414		K		G3			G4-3	G4-3 3B 1B		4	1	1	0	0	1	0							
37 Josh Fogg, R (1.1) ERA: 5.47		G5-3			G6-3			K		2	0	0	0	0	0	0							
Nate Field, R (6.1) ERA: 5.4										0	0	0	0	0	0	0							
Mike Venafro, L (7.1) ERA: 5.4										0	0	0	0	0	0	0							
7 Kazuo Matsui, S (7, PH) OBP: 0.200, SLG: 0.200										0	0	0	0	0	0	0							
60 Manny Corpas, R (8.1) OBP: 0.200, SLG: 0.200										0	0	0	0	0	0	0							
Vinny Castilla, R (8, PH) OBP: 0.200, SLG: 0.200										0	0	0	0	0	0	0							
Jose Mesa, R (9.1) ERA: 3.39										0	0	0	0	0	0	0							
Inning Stats	R: 3 E: 1 K: 0 S: 19	H: 3 LOB: 1 BB: 0 P: 30	R: 0 E: 0 K: 2 S: 9	H: 0 LOB: 1 BB: 1 P: 17	R: 0 E: 0 K: 0 S: 4	H: 0 LOB: 0 BB: 0 P: 6	R: 0 E: 0 K: 0 S: 8	H: 0 LOB: 0 BB: 0 P: 12	R: 2 E: 1 K: 0 S: 10	H: 2 LOB: 1 BB: 0 P: 16	R: 0 E: 0 K: 0 S: 5	H: 0 LOB: 0 BB: 1 P: 11	R: 2 E: 0 K: 0 S: 10	H: 2 LOB: 1 BB: 1 P: 19	R: 2 E: 0 K: 1 S: 14	H: 2 LOB: 1 BB: 1 P: 28	R: 2 E: 0 K: 1 S: 14	H: 2 LOB: 1 BB: 1 P: 28	1B: 6 2B: 0 3B: 1 HR: 2	SF: 0 SAC: 1 DP: 2 HBP: 0	WP: 1 PB: 1 SB: 1 CS: 0	PA: 38	
PITCHER	IP WLS BF H R ER SO BB IBB HBP BLK WP HR S P ERA WHIP	6.1 L 30 6 1 1 1 2 1 0 0 0 2 61 105 7.11 1.263	0.2 2 1 0 0 0 0 0 0 0 0 0 4 6 0.00 1.500	1.0 6 2 2 2 1 1 0 0 0 0 0 14 28 18.00 3.000																			

AB	33
R	9
H	9
RBI	9
BB	4
SO	3
LOB	13



Batter	1	2	3	4	5	6	7	8	9	AB	R	H	RBI	BB	SO	LOB	TOP				
Alfonso Soriano, R (1.7) OBP: 0.362, SLG: 0.597	F7		1B			P4		FC5-4	DI	6	1	4	1	0	0	0	Washington Nationals @ Colorado Rockies Coors Field, Denver, CO Sun Sep 10 2006, 1:05 PM MDT Att: 18,647 - Cloudy - 68 F				
Felipe Lopez, S (1.6) OBP: 0.361, SLG: 0.386	G4-3		1B			1B		FC5-4	G4-3	6	1	3	1	0	0	3					
11 Ryan Zimmerman, R (1.5) OBP: 0.352, SLG: 0.468	1B		1B			2B		1B		5	1	4	2	0	0	1					
24 Nick Johnson, L (1.3) OBP: 0.431, SLG: 0.525	K		L3			2B		G1		4	1	0	0	0	2	7					
25 Austin Kearns, R (1.9) OBP: 0.360, SLG: 0.466 32 Chad Cordero, R (8.1)		G6-3	K					K	K	4	1	0	0	1	3	5					
Brandon Harper, R (1.2) OBP: 0.407, SLG: 0.667 Brian Schneider, L (5, PH) OBP: 0.311, SLG: 0.319			G1-3						K	2	0	1	0	0	0	3					
Bernie Castro, S (1.4) OBP: 0.282, SLG: 0.230									K	2	0	1	1	1	1	0					
7 Nook Logan, S (1.8) OBP: 0.343, SLG: 0.484										5	1	0	1	0	0	4					
Pedro Astacio, R (1.1) OBP: 0.297, SLG: 0.337 George Lombard, L (1.1) OBP: 0.300, SLG: 0.500 Jose Mesa, R (7.1) OBP: 0.381, SLG: 0.500 60 Manny Corpas, R (8.1) ERA: 2.49										3	2	2	3	1	0	0					
Inning Stats	R: 0 E: 0 K: 1 S: 10	H: 1 LOB: 1 BB: 0 P: 15	R: 0 E: 0 K: 0 S: 6	H: 1 LOB: 0 BB: 0 P: 8	R: 2 E: 0 K: 1 S: 20	H: 5 LOB: 3 BB: 0 P: 29	R: 0 E: 0 K: 0 S: 7	H: 0 LOB: 0 BB: 0 P: 11	R: 5 E: 0 K: 0 S: 19	H: 3 LOB: 1 BB: 2 P: 39	R: 0 E: 0 K: 1 S: 10	H: 1 LOB: 1 BB: 0 P: 17	R: 1 E: 0 K: 1 S: 11	H: 2 LOB: 1 BB: 0 P: 17	R: 0 E: 0 K: 1 S: 10	H: 2 LOB: 2 BB: 0 P: 14		R: 1 E: 0 K: 1 S: 13	H: 2 LOB: 2 BB: 1 P: 24	1B: 13 2B: 2 3B: 1 HR: 1	SF: 1 SAC: 0 DP: 1 HBP: 1
PITCHER	IP	WLS	BF	H	R	ER	SO	BB	IBB	HBP	BLK	WP	HR	S	P	ERA	WHIP			ERA	WHIP
26 Jeff Francis, L (1.1) ERA: 4.01	4.0		22	10	6	6	2	0	0	1	0	0	1	53	81	13.50	2.500			13.50	4.500
61 Ramon E Ramirez, R (5.1) ERA: 3.47	1.0		5	0	1	1	0	2	0	0	0	0	0	9	21	9.00	2.000			9.00	2.000
Justin Hampson, L (6.1) ERA: 5.4	1.2	B	8	3	1	1	2	0	0	0	0	0	0	19	31	5.40	1.800			5.40	1.800
Jose Mesa, R (7.1) ERA: 3.38	0.1	W	1	0	0	0	0	0	0	0	0	0	0	2	3	0.00	0.000			0.00	0.000
60 Manny Corpas, R (8.1) ERA: 2.49	1.0		5	2	0	0	1	0	0	0	0	0	0	10	14	0.00	2.000			0.00	2.000



Batter	1	2	3	4	5	6	7	8	9	AB	R	H	RBI	BB	SO	LOB	BOTTOM				
7 Kazuo Matsui, S (1.4) OBP: 0.297, SLG: 0.337	L4		1B			G1-3				4	1	2	3	1	0	2	Washington Nationals @ Colorado Rockies Coors Field, Denver, CO Sun Sep 10 2006, 1:05 PM MDT Att: 18,647 - Cloudy - 68 F				
17 Todd Helton, L (1.3) OBP: 0.406, SLG: 0.482	F9		1B							4	1	1	4	1	0	1					
27 Garrett Atkins, R (1.5) OBP: 0.401, SLG: 0.553	5 HR		2B							4	3	2	1	1	0	1					
5 Matt Holliday, R (1.7) OBP: 0.388, SLG: 0.583	1B		2B							5	2	3	3	0	1	1					
10 Jeff Baker, R (1.9) OBP: 0.381, SLG: 0.500 Jose Mesa, R (7.1) OBP: 0.381, SLG: 0.500 60 Manny Corpas, R (8.1) ERA: 2.49 Ray King, L (9.1) ERA: 3.89 40 Brian Fuentes, L (9.1) ERA: 3.47	K		L8							4	0	0	0	0	2	2					
15 Jeff Salazar, L (1.8) OBP: 0.343, SLG: 0.667										3	2	1	1	2	1	0					
12 Clint Barmes, R (1.6) OBP: 0.287, SLG: 0.344										3	2	1	0	1	0	2					
20 Chris Iannetta, R (1.2) OBP: 0.242, SLG: 0.167										3	2	2	1	1	1	1					
26 Jeff Francis, L (1.1) OBP: 0.209, SLG: 0.105 61 Ramon E Ramirez, R (5.1) OBP: 0.300, SLG: 0.500 11 Brad Hawpe, L (5, PH) OBP: 0.381, SLG: 0.500 Justin Hampson, L (6.1) ERA: 5.4 19 Ryan Spilborghs, R (7.9) OBP: 0.323, SLG: 0.419										0	0	0	0	1	0	0					
Inning Stats	R: 2 E: 0 K: 1 S: 14	H: 1 LOB: 0 BB: 1 P: 21	R: 2 E: 0 K: 0 S: 10	H: 2 LOB: 1 BB: 0 P: 15	R: 3 E: 0 K: 0 S: 10	H: 4 LOB: 3 BB: 2 P: 22	R: 0 E: 0 K: 0 S: 6	H: 0 LOB: 0 BB: 0 P: 10	R: 1 E: 0 K: 1 S: 12	H: 2 LOB: 2 BB: 1 P: 23	R: 0 E: 0 K: 1 S: 11	H: 0 LOB: 1 BB: 1 P: 17	R: 5 E: 0 K: 3 S: 19	H: 3 LOB: 2 BB: 2 P: 36	R: 0 E: 0 K: 1 S: 8	H: 0 LOB: 1 BB: 1 P: 17		1B: 5 2B: 4 3B: 0 HR: 3	SF: 0 SAC: 1 DP: 0 HBP: 2	WP: 1 PA: 45 PB: 0 SB: 0 CS: 0	
PITCHER	IP	WLS	BF	H	R	ER	SO	BB	IBB	HBP	BLK	WP	HR	S	P	ERA	WHIP			ERA	WHIP
Pedro Astacio, R (1.1) ERA: 6.38	2.1		14	5	6	6	1	1	0	0	0	0	1	30	44	23.14	2.571			23.14	2.571
54 Beltran Perez, R (3.1) ERA: 2.25	0.2		5	2	1	1	0	1	1	0	0	0	0	4	14	13.50	4.500			13.50	4.500
Felix Rodriguez, R (4.1) ERA: 6.48	1.0		3	0	0	0	0	0	0	0	0	0	0	6	10	0.00	0.000			0.00	0.000
35 Ryan Wagner, R (5.1) ERA: 5.48	1.0		6	2	1	1	1	1	0	0	0	1	0	12	23	9.00	3.000			9.00	3.000
Jon Rauch, R (6.1) ERA: 3.49	1.0		4	0	0	0	1	1	0	0	0	0	0	11	17	0.00	1.000			0.00	1.000
45 Chris Schroder, R (7.1) ERA: 7.11 30 Chris Booker, R (7.1) ERA: 30.86 32 Chad Cordero, R (8.1) ERA: 3.2	0.2		8	3	5	5	2	2	0	0	0	0	0	3	4	0.00	0.000			0.00	0.000
32 Chad Cordero, R (8.1) ERA: 3.2	1.0		4	0	0	0	1	1	0	0	0	0	0	8	17	0.00	1.000			0.00	1.000



Batter	1	2	3	4	5	6	7	8	9	AB	R	H	RBI	BB	SO	LOB	TOP						
Alfonso Soriano, R (1.7) OBP: 0.362, SLG: 0.594	P4		P4	P4			SH1-4	G5-3		3	1	0	0	2	0	1							
Felipe Lopez, S (1.6) OBP: 0.364, SLG: 0.387	24 S BB		BB	BB			SH1-4	BB	24 WP 11 1B BB	2	1	1	0	2	0	0							
11 Ryan Zimmerman, R (1.5) OBP: 0.352, SLG: 0.466	P6		K	K			25 BB 24 1B 1B	BB	BB 24 WP G1-2-3 1B	4	1	1	0	1	2	2							
24 Nick Johnson, L (1.3) OBP: 0.431, SLG: 0.522	BB		F7	F7			25 BB 1B	BB	K	4	1	1	2	1	1	3							
25 Austin Kearns, R (1.9) OBP: 0.362, SLG: 0.465	G1-3			2B 1B			K	1B	BB	3	1	1	0	2	1	2							
Jose Vidro, S (1.4) OBP: 0.352, SLG: 0.400		K		G3 7 1B 2B			F8	G5-4-3 1B	BB	4	1	2	4	1	1	0							
Brian Schneider, L (1.2) OBP: 0.312, SLG: 0.318		BB	G3	G3			1B	G5-4-3	BB	4	0	1	0	1	0	6							
7 Nook Logan, S (1.8) OBP: 0.333, SLG: 0.457	P5		P5	40 SH3-4 1B			G1-3		F8	4	0	1	1	0	0	2							
40 Billy Traber, L (1.1) 52 Saul Rivera, S (4.1) 35 Ryan Wagner, R (6.1) Bernie Castro, S (7. PH) Jon Rauch, R (7.1) 32 Chad Cordero, R (9.1)	K		K	SH3-4			SH1-4 24 1B S 1B		K	1	0	0	0	0	1	1							
Inning Stats	R: 0 E: 0 K: 0 S: 9	H: 0 LOB: 2 BB: 2 P: 17	R: 0 E: 0 K: 2 S: 11	H: 0 LOB: 1 BB: 1 P: 16	R: 0 E: 0 K: 1 S: 11	H: 0 LOB: 1 BB: 2 P: 20	R: 2 E: 0 K: 0 S: 13	H: 3 LOB: 1 BB: 0 P: 16	R: 0 E: 0 K: 1 S: 7	H: 1 LOB: 1 BB: 0 P: 11	R: 4 E: 0 K: 0 S: 16	H: 3 LOB: 1 BB: 3 P: 32	R: 0 E: 0 K: 1 S: 6	H: 0 LOB: 0 BB: 0 P: 9	R: 1 E: 0 K: 1 S: 14	H: 2 LOB: 2 BB: 2 P: 25	1B: 8 2B: 1 3B: 0 HR: 0	SF: 0 SAC: 2 DP: 2 HBP: 0	WP: 1 PB: 0 CS: 1	PA: 43			
PITCHER	IP WLS BF H R ER SO BB IBB HBP BLK WP HR S P ERA WHIP	IP WLS BF H R ER SO BB IBB HBP BLK WP HR S P ERA WHIP	IP WLS BF H R ER SO BB IBB HBP BLK WP HR S P ERA WHIP	IP WLS BF H R ER SO BB IBB HBP BLK WP HR S P ERA WHIP	IP WLS BF H R ER SO BB IBB HBP BLK WP HR S P ERA WHIP	IP WLS BF H R ER SO BB IBB HBP BLK WP HR S P ERA WHIP	IP WLS BF H R ER SO BB IBB HBP BLK WP HR S P ERA WHIP	IP WLS BF H R ER SO BB IBB HBP BLK WP HR S P ERA WHIP	IP WLS BF H R ER SO BB IBB HBP BLK WP HR S P ERA WHIP	IP WLS BF H R ER SO BB IBB HBP BLK WP HR S P ERA WHIP	IP WLS BF H R ER SO BB IBB HBP BLK WP HR S P ERA WHIP	IP WLS BF H R ER SO BB IBB HBP BLK WP HR S P ERA WHIP	IP WLS BF H R ER SO BB IBB HBP BLK WP HR S P ERA WHIP	IP WLS BF H R ER SO BB IBB HBP BLK WP HR S P ERA WHIP	IP WLS BF H R ER SO BB IBB HBP BLK WP HR S P ERA WHIP	IP WLS BF H R ER SO BB IBB HBP BLK WP HR S P ERA WHIP	IP WLS BF H R ER SO BB IBB HBP BLK WP HR S P ERA WHIP	IP WLS BF H R ER SO BB IBB HBP BLK WP HR S P ERA WHIP	IP WLS BF H R ER SO BB IBB HBP BLK WP HR S P ERA WHIP	IP WLS BF H R ER SO BB IBB HBP BLK WP HR S P ERA WHIP	IP WLS BF H R ER SO BB IBB HBP BLK WP HR S P ERA WHIP		
24 Chris Young, R (1.8) OBP: 0.340, SLG: 0.500	F8		HR	F8			K		G6-3	5	1	1	1	0	1	3							
1 Orlando Hudson, S (1.4) OBP: 0.359, SLG: 0.459	22 FC6-4 1B		1B	G4-3			1B		K	5	0	3	0	0	1	0							
Luis Gonzalez, L (1.7) OBP: 0.365, SLG: 0.467	F8		G3	F7			K		K	5	0	0	0	0	2	3							
22 Eric Byrnes, R (1.9) OBP: 0.320, SLG: 0.493	FC6-4		G5-3	P4			P2			4	0	0	0	0	0	3							
34 Conor Jackson, R (1.3) OBP: 0.367, SLG: 0.426		HR	19 1B 1B	F9			HR	BB		3	3	2	1	1	0	0							
Damon Easley, R (1.6) (7.5)	G6-3		FC3-6 19 1B 1B	19 BLK 1B			HR	HR		4	1	3	2	0	0	0							
19 Chris Snyder, R (1.2) OBP: 0.372, SLG: 0.442	HR		FC3-6 1B	K			K		K	4	1	2	2	0	2	1							
Andy Green, R (1.5) OBP: 0.297, SLG: 0.278	G1-3		SH1-4	G3			G3		P5	2	0	0	0	0	0	2							
6 Stephen Drew, L (6. PH) (7.6)			SH1-4	SH1-4			G3		P5	2	0	0	0	0	0	1							
Claudio Vargas, R (1.1) Brandon Lyon, R (7.1) 45 Doug Slaten, L (7.1) Craig Counsell, L (7. PH) 28 Brandon Medders, R (8.1) Tony Clark, S (8. PH) Luis Vizcaino, R (9.1)	K		SH1-4	SH1-4			1B		K	1	0	0	0	0	1	0							
Inning Stats	R: 0 E: 0 K: 0 S: 8	H: 1 LOB: 1 BB: 0 P: 11	R: 2 E: 0 K: 1 S: 14	H: 2 LOB: 0 BB: 0 P: 21	R: 1 E: 0 K: 0 S: 8	H: 2 LOB: 0 BB: 0 P: 11	R: 1 E: 0 K: 0 S: 11	H: 3 LOB: 2 BB: 0 P: 17	R: 0 E: 0 K: 1 S: 10	H: 1 LOB: 1 BB: 0 P: 19	R: 0 E: 0 K: 2 S: 10	H: 1 LOB: 2 BB: 1 P: 15	R: 2 E: 0 K: 2 S: 20	H: 1 LOB: 0 BB: 1 P: 32	R: 0 E: 0 K: 2 S: 8	H: 0 LOB: 0 BB: 0 P: 11	1B: 7 2B: 0 3B: 0 HR: 4	SF: 0 SAC: 1 DP: 0 HBP: 0	WP: 0 PB: 0 CS: 0	PA: 39			
PITCHER	IP WLS BF H R ER SO BB IBB HBP BLK WP HR S P ERA WHIP	IP WLS BF H R ER SO BB IBB HBP BLK WP HR S P ERA WHIP	IP WLS BF H R ER SO BB IBB HBP BLK WP HR S P ERA WHIP	IP WLS BF H R ER SO BB IBB HBP BLK WP HR S P ERA WHIP	IP WLS BF H R ER SO BB IBB HBP BLK WP HR S P ERA WHIP	IP WLS BF H R ER SO BB IBB HBP BLK WP HR S P ERA WHIP	IP WLS BF H R ER SO BB IBB HBP BLK WP HR S P ERA WHIP	IP WLS BF H R ER SO BB IBB HBP BLK WP HR S P ERA WHIP	IP WLS BF H R ER SO BB IBB HBP BLK WP HR S P ERA WHIP	IP WLS BF H R ER SO BB IBB HBP BLK WP HR S P ERA WHIP	IP WLS BF H R ER SO BB IBB HBP BLK WP HR S P ERA WHIP	IP WLS BF H R ER SO BB IBB HBP BLK WP HR S P ERA WHIP	IP WLS BF H R ER SO BB IBB HBP BLK WP HR S P ERA WHIP	IP WLS BF H R ER SO BB IBB HBP BLK WP HR S P ERA WHIP	IP WLS BF H R ER SO BB IBB HBP BLK WP HR S P ERA WHIP	IP WLS BF H R ER SO BB IBB HBP BLK WP HR S P ERA WHIP	IP WLS BF H R ER SO BB IBB HBP BLK WP HR S P ERA WHIP	IP WLS BF H R ER SO BB IBB HBP BLK WP HR S P ERA WHIP	IP WLS BF H R ER SO BB IBB HBP BLK WP HR S P ERA WHIP	IP WLS BF H R ER SO BB IBB HBP BLK WP HR S P ERA WHIP	IP WLS BF H R ER SO BB IBB HBP BLK WP HR S P ERA WHIP		
40 Billy Traber, L (1.1) ERA: 7.75	3.0	WLS: 1	BF: 16	H: 8	R: 4	ER: 4	SO: 4	BB: 0	IBB: 0	HBP: 0	BLK: 0	WP: 0	HR: 3	S: 34	P: 51	ERA: 12.00	WHIP: 2.667						
52 Saul Rivera, R (4.1) ERA: 3.99	2.0	WLS: 0	BF: 6	H: 0	R: 0	ER: 0	SO: 0	BB: 0	IBB: 0	HBP: 0	BLK: 0	WP: 0	HR: 0	S: 20	P: 29	ERA: 0.00	WHIP: 0.000						
35 Ryan Wagner, R (6.1) ERA: 5.24	1.0	WLS: 0	BF: 4	H: 1	R: 0	ER: 0	SO: 1	BB: 0	IBB: 0	HBP: 0	BLK: 1	WP: 0	HR: 0	S: 10	P: 19	ERA: 0.00	WHIP: 1.000						
Jon Rauch, R (7.1) ERA: 3.62	2.0	WLS: W	BF: 10	H: 2	R: 2	ER: 2	SO: 4	BB: 2	IBB: 0	HBP: 0	BLK: 0	WP: 0	HR: 1	S: 30	P: 47	ERA: 9.00	WHIP: 2.000						
32 Chad Cordero, R (9.1) ERA: 3.15	1.0	WLS: S	BF: 3	H: 0	R: 0	ER: 0	SO: 2	BB: 0	IBB: 0	HBP: 0	BLK: 0	WP: 0	HR: 0	S: 8	P: 11	ERA: 0.00	WHIP: 0.000						

Washington Nationals @ Arizona Diamondbacks
Chase Field, Phoenix, AZ
Mon Sep 11 2006, 6:40 PM MST
Att: 29,612 - Clear - 77 F

AB	31
R	7
H	9
RBI	7
BB	10
SO	7
LOB	17



Washington Nationals @ Arizona Diamondbacks
Chase Field, Phoenix, AZ
Mon Sep 11 2006, 6:40 PM MST
Att: 29,612 - Clear - 77 F

AB	36
R	6
H	11
RBI	6
BB	2
SO	8
LOB	13




Batter	1	2	3	4	5	6	7	8	9	AB	R	H	RBI	BB	SO	LOB	TOP		
Alfonso Soriano, R OBP: 0.360, SLG: 0.588 (1, 7)	3-2 11 CS 1B		3-3 K			0-2 G5-3		2-2 SAFE F7		4	0	1	0	0	1	1	Washington Nationals @ Arizona Diamondbacks Chase Field, Phoenix, AZ Wed Sep 13 2006, 3:40 PM MST Att. 19,063 - Roof Closed - 76 F		
Felipe Lopez, S OBP: 0.363, SLG: 0.386 (1, 6)	1-1 11 P3 11 CS 1B			1-1 G4-3		3-2 P5		1-0 F8		4	0	1	0	0	0	1			
11 Ryan Zimmerman, R OBP: 0.351, SLG: 0.461 (1, 5)	0-1 P3			3-3 K			0-0 F9		2-2 1B	4	0	1	0	0	1	2			
24 Nick Johnson, L OBP: 0.431, SLG: 0.527 (1, 3)	3-3 K			2-2 K			3-2 F8		1-1 F8	4	0	0	0	0	2	2			
25 Austin Kearns, R OBP: 0.358, SLG: 0.459 (1, 9)		0-1 P6			2-2 G4-3		3-3 K		2-3 K	4	0	0	0	0	2	1			
Jose Vidro, S OBP: 0.347, SLG: 0.394 (1, 4)	1-1 L4				1-0 G4-3			2-1 F7	1-3 K	4	0	0	0	0	1	1			
Brian Schneider, L OBP: 0.314, SLG: 0.320 (1, 2)	1-1 F9				1-0 1B			1-0 7 1B 13 2B 1B		3	1	2	0	0	0	0			
7 Nook Logan, S OBP: 0.346, SLG: 0.452 (1, 8)			1-1 P5		3-2 L4			0-0 13 2B 1B	1-2 1B	3	1	1	0	0	0	1			
Tony Armas, R OBP: 0.287, SLG: 0.287 (4, 1)			0-1 G1-3			1-1 G4-3		0-1 1-H 2-H 2B		1	0	0	0	0	0	0			
Bernie Castro, S OBP: 0.298, SLG: 0.238 (6, PH)										0	0	0	0	0	0	0			
35 Ryan Wagner, R OBP: 0.324, SLG: 0.333 (6, PH)										0	0	0	0	0	0	0			
13 Robert Fick, L OBP: 0.284, SLG: 0.355 (6, PH)										0	0	1	2	0	0	0			
Melvin Dorta, R OBP: 0.286, SLG: 0.290 (6, PH)										0	0	0	0	0	0	0			
52 Saul Rivera, S (8, 1)										0	0	0	0	0	0	0			
Inning Stats	R: 0 E: 0 K: 1 S: 12	H: 2 LOB: 1 BB: 0 P: 19	R: 0 E: 0 K: 0 S: 6	H: 0 LOB: 0 BB: 0 P: 8	R: 0 E: 0 K: 1 S: 7	H: 0 LOB: 0 BB: 0 P: 11	R: 0 E: 0 K: 2 S: 9	H: 0 LOB: 1 BB: 0 P: 15	R: 0 E: 0 K: 0 S: 8	H: 0 LOB: 0 BB: 0 P: 12	R: 0 E: 0 K: 1 S: 8	H: 0 LOB: 0 BB: 0 P: 14	R: 2 E: 0 K: 0 S: 10	H: 3 LOB: 1 BB: 0 P: 16	R: 0 E: 0 K: 2 S: 14	H: 1 LOB: 1 BB: 0 P: 20	1B: 6 2B: 1 3B: 0 HR: 0	SF: 0 SAC: 0 DP: 0 HBP: 0	WP: 0 PA: 33 CS: 2
PITCHER	IP	WLS	BF	H	R	ER	SO	BB	IBB	HBP	BLK	WP	HR	S	P	ERA	WHIP		
Livan Hernandez, R ERA: 4.98 (1, 1)	8.0	W	29	6	2	2	5	0	0	0	0	0	0	68	110	2.25	0.750		
Jose Valverde, R ERA: 6.16 (9, 1)	1.0	S	4	1	0	0	2	0	0	0	0	0	0	14	20	0.00	1.000		

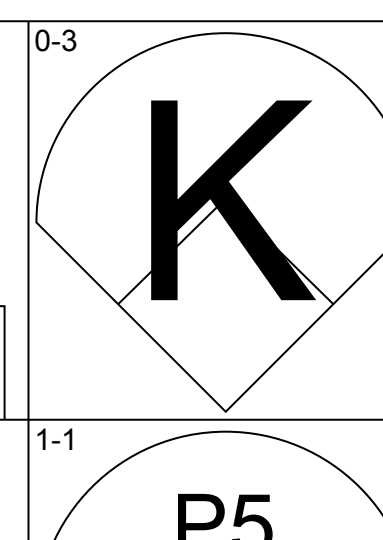
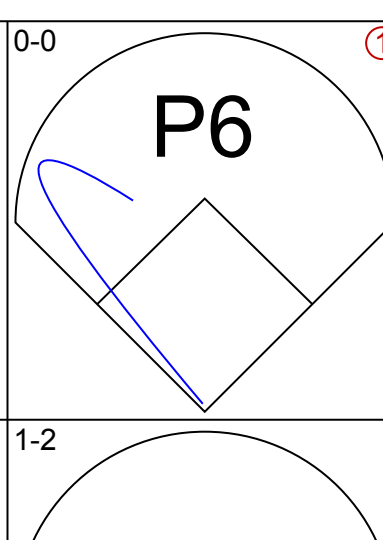
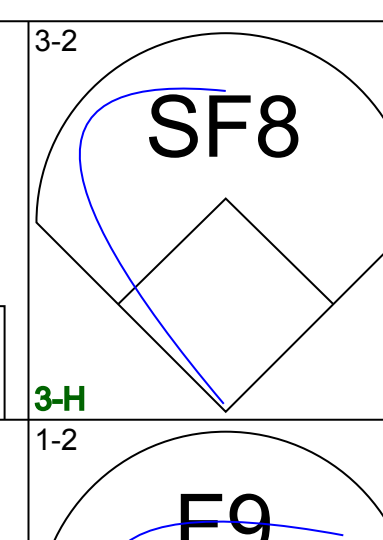
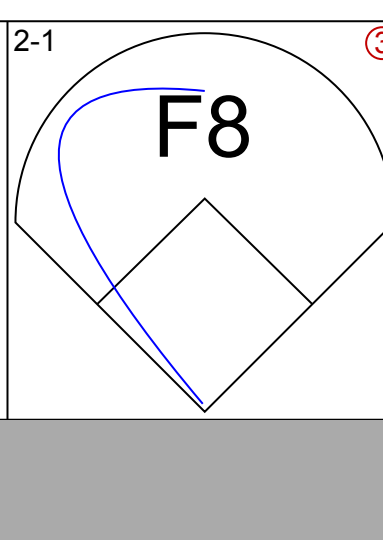
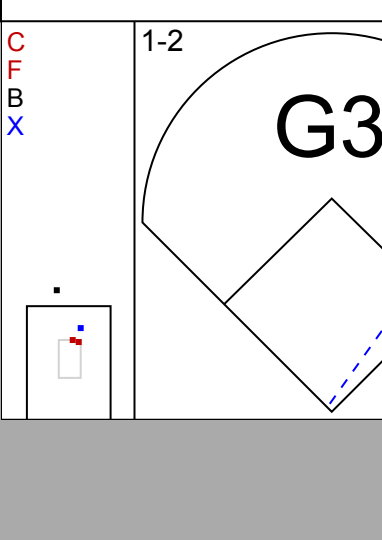
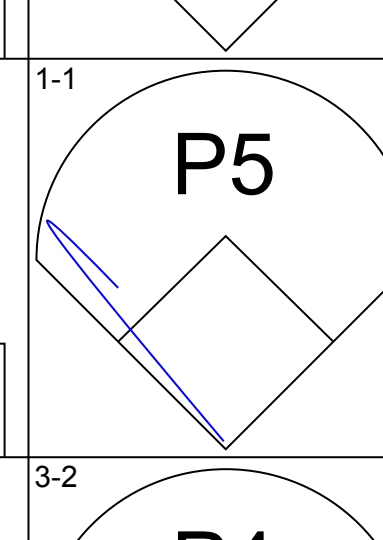
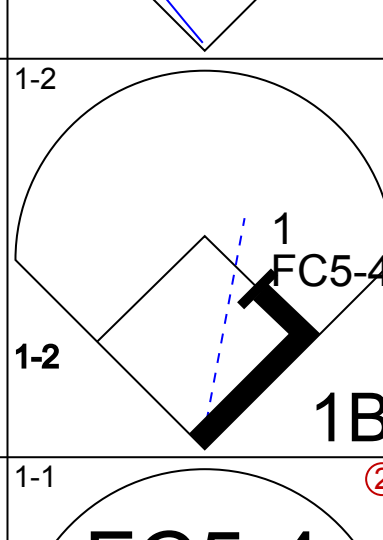
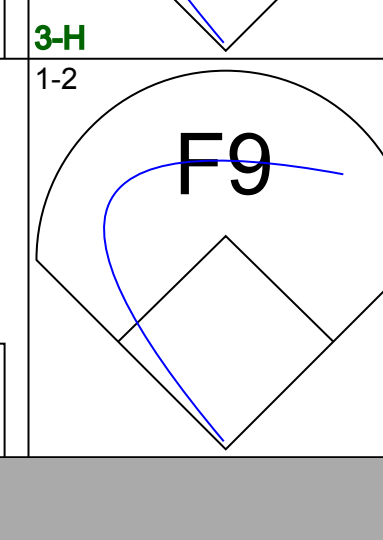

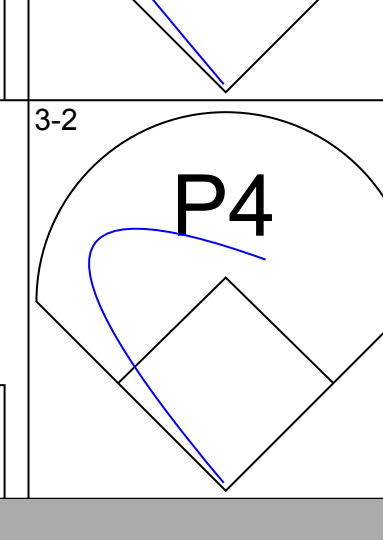
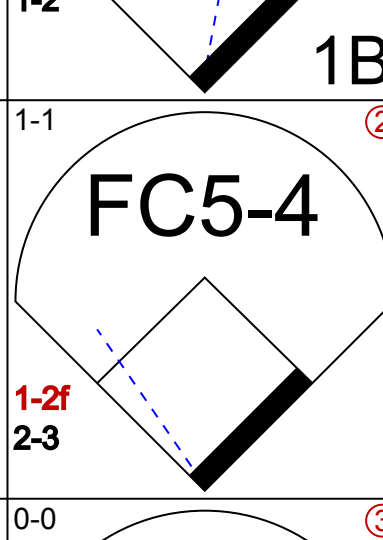
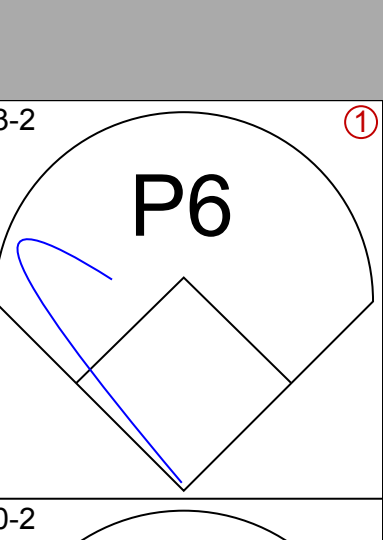
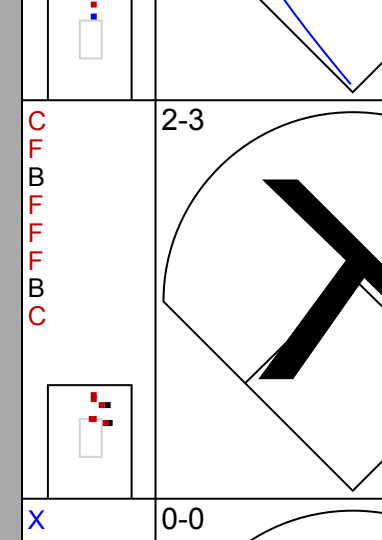
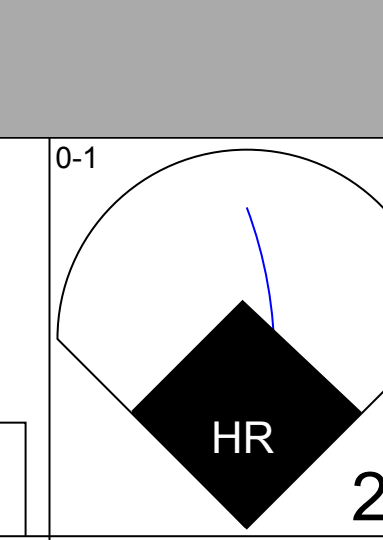
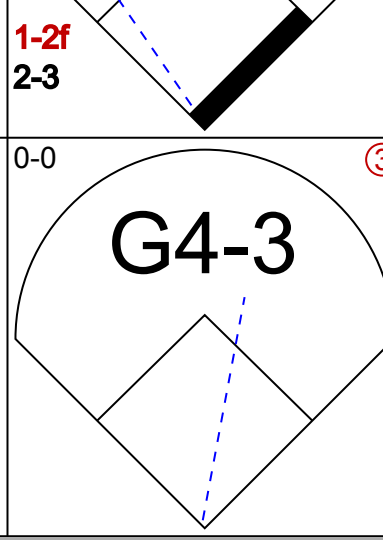
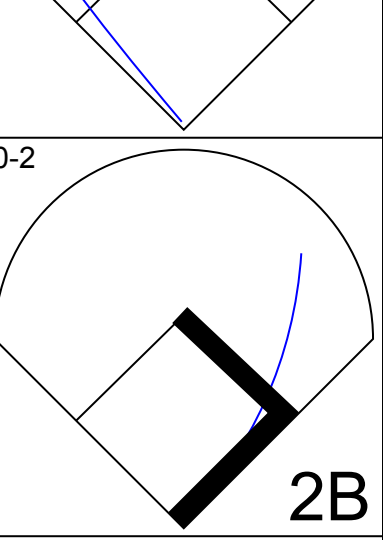
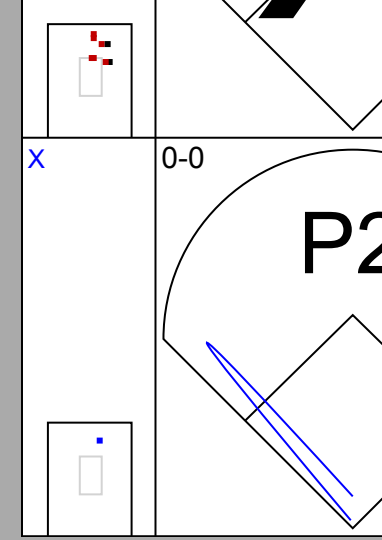
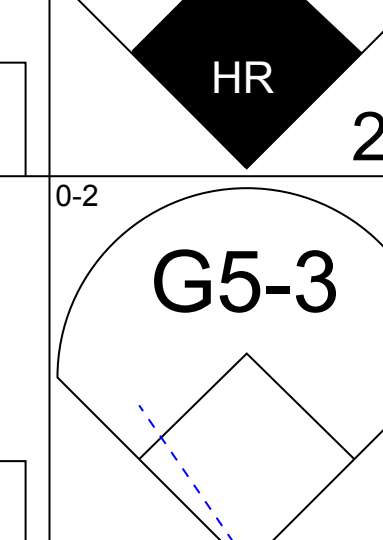
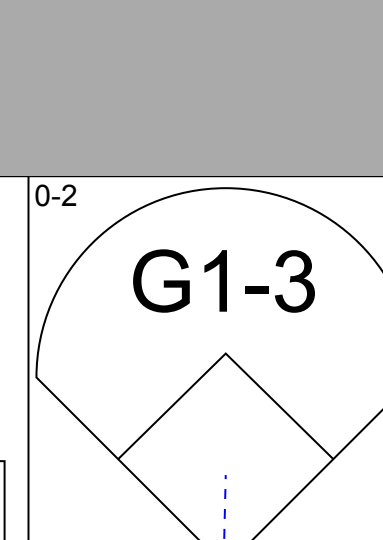
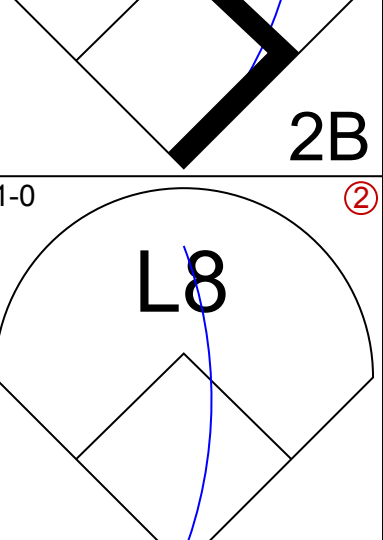
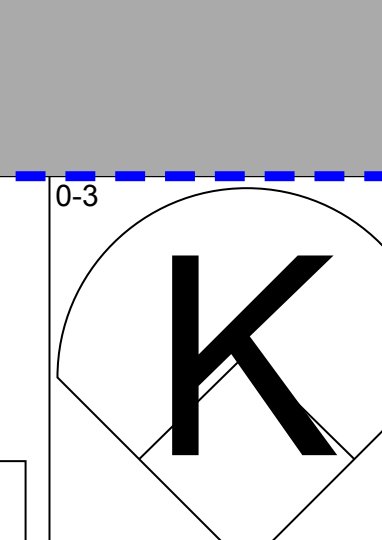
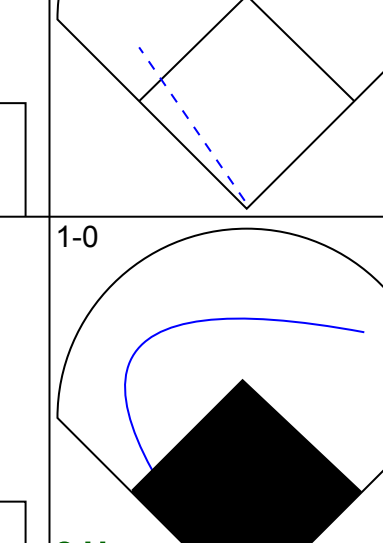
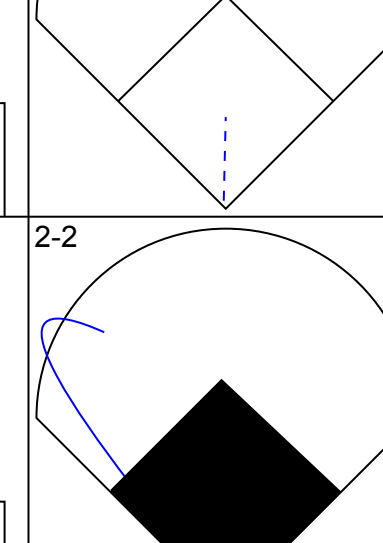
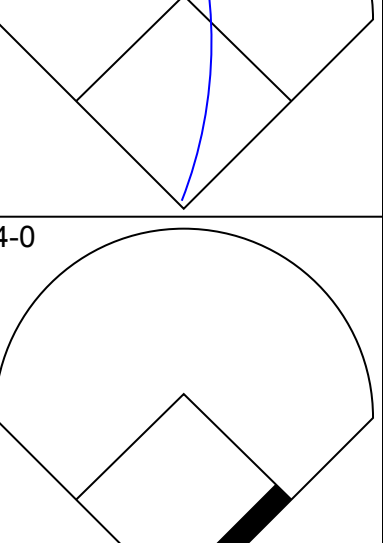
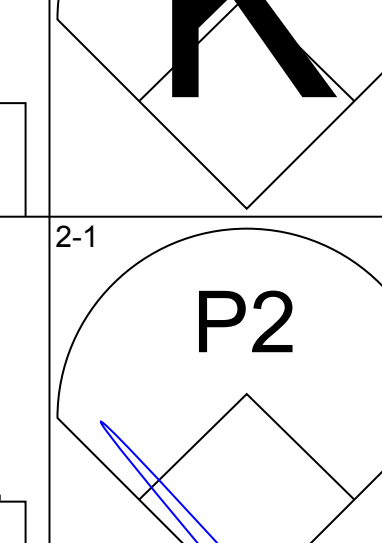

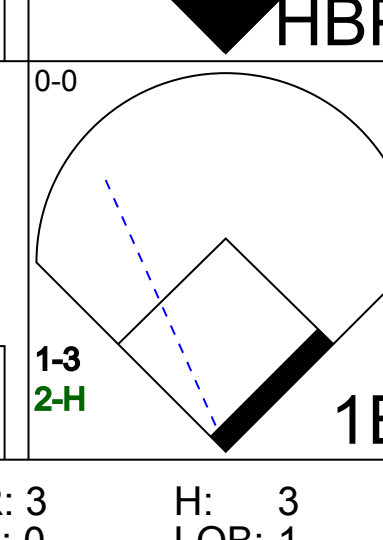


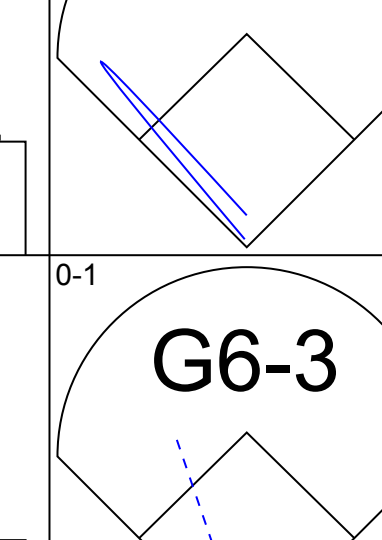
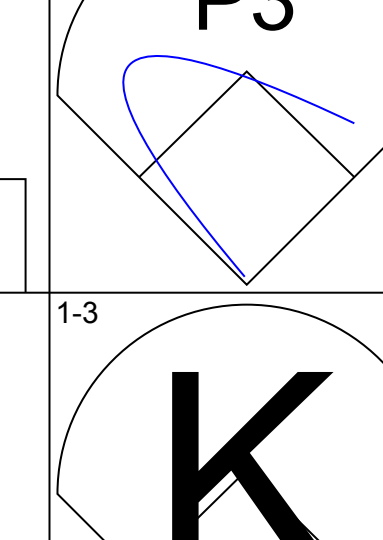
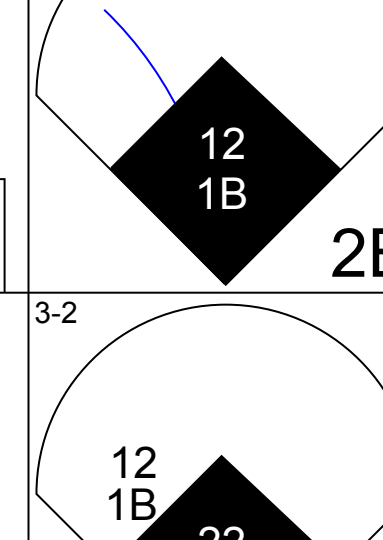

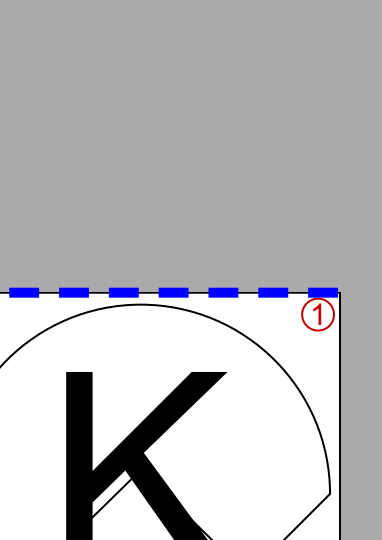


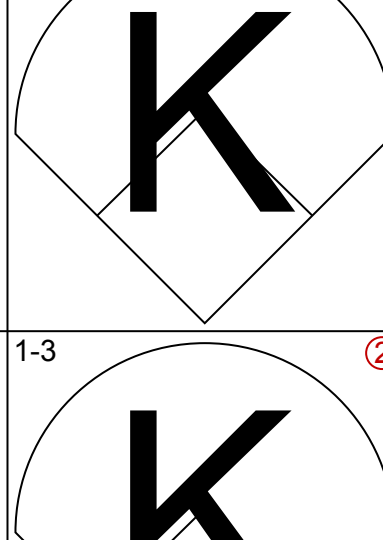
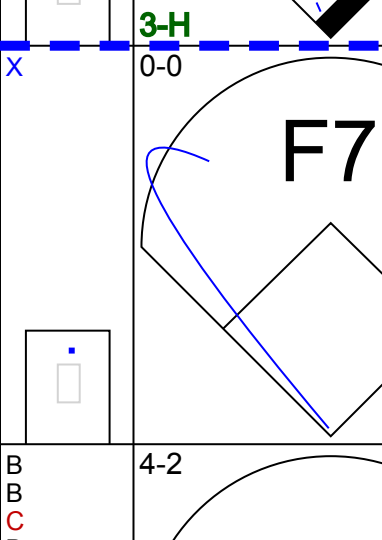
AB	33
R	2
H	7
RBI	2
BB	0
SO	7
LOB	9



Batter	1	2	3	4	5	6	7	8	9	AB	R	H	RBI	BB	SO	LOB	BOTTOM		
24 Chris Young, R OBP: 0.345, SLG: 0.479 (1, 8)	0-1 G6-3	0-3 K		4-2 1 G4-3 BB		1-3 K		0-0 1-2 2-3 1B		4	0	1	0	1	2	3	Washington Nationals @ Arizona Diamondbacks Chase Field, Phoenix, AZ Wed Sep 13 2006, 3:40 PM MST Att. 19,063 - Roof Closed - 76 F		
1 Orlando Hudson, S OBP: 0.359, SLG: 0.467 (1, 4)	3-2 G5-3		0-1 HR	2-2 G4-3		1-1 G4-3		0-3 K		5	1	1	1	0	1	5			
Luis Gonzalez, L OBP: 0.463 (1, 7)	3-1 P5		1-0 P5	2-0 F9		1-0 G3-1		0-0 G6-3		5	0	0	0	0	0	5			
Jose Valverde, R (9, 1)										0	0	0	0	0	0	0			
Chad Tracy, L OBP: 0.333, SLG: 0.430 (1, 5)		2-2 F8	0-0 G3		3-2 F9		4-1 34 1B 34 S BB			3	0	0	0	1	0	0			
34 Conor Jackson, R OBP: 0.371, SLG: 0.436 (1, 3)		0-1 HR	2-2 F7		1-0 7 LG 6 BB 1B		2-2 SAFE			4	1	3	1	0	0	0			
22 Eric Byrnes, R OBP: 0.319, SLG: 0.492 (9, 7)							1-3 1B			0	0	0	0	0	0	0			
6 Stephen Drew, L OBP: 0.353, SLG: 0.514 (1, 6)		4-2 7 2B BB		0-1 HR	4-2 1-2 BB		2-2 G1-3			2	1	1	1	2	0	2			
7 Carlos Quentin, R OBP: 0.360, SLG: 0.556 (1, 9)	1 SAFE 0-2	1-3 2B		1-0 P6	2-1 L6		0-0 24 1B E 1B			4	0	2	0	0	0	2			
19 Chris Snyder, R OBP: 0.375, SLG: 0.459 (1, 2)		4-0 BB		3-2 HR		0-3 K		3-2 SAFE F7		3	1	1	1	1	1	1			
Livan Hernandez, R OBP: 0.238, SLG: 0.355 (1, 1)		2-3 BB		1-0 HR		2-3 K		2-1 FC3 24 1B		3	0	1	0	0	2	3			
Craig Counsell, L OBP: 0.322, SLG: 0.347 (8, PH)				1-0 G4-3 2B						1	0	0	0	0	0	1			
Tony Clark, S OBP: 0.279, SLG: 0.364 (9, 3)										0	0	0	0	0	0	0			
Inning Stats	R: 0 E: 0 K: 0 S: 7	H: 0 LOB: 0 BB: 0 P: 13	R: 1 E: 0 K: 2 S: 20	H: 2 LOB: 2 BB: 2 P: 32	R: 1 E: 0 K: 0 S: 7	H: 1 LOB: 0 BB: 0 P: 10	R: 2 E: 0 K: 0 S: 14	H: 3 LOB: 2 BB: 1 P: 27	R: 0 E: 0 K: 3 S: 11	H: 0 LOB: 0 BB: 0 P: 14	R: 0 E: 0 K: 0 S: 10	H: 1 LOB: 2 BB: 1 P: 20	R: 0 E: 1 K: 1 S: 15	H: 2 LOB: 3 BB: 0 P: 20	R: 0 E: 0 K: 0 S: 14	H: 4 LOB: 4 3B: 0 HR: 4	SF: 0 SAC: 0 DP: 1 HBP: 0	WP: 0 PA: 39 CS: 0	
PITCHER	IP	WLS	BF	H	R	ER	SO	BB	IBB	HBP	BLK	WP	HR	S	P	ERA	WHIP		
Tony Armas, R ERA: 5.28 (1, 1)	3.1	L	19	6	4	4	2	3	0	0	0	0	0	14	28	0.00	1.200		
54 Beltran Perez, R ERA: 1.59 (4, 1)	1.2		6	1	0	0	0	1	0	0	0	0	0	21	34	0.00	1.000		
35 Ryan Wagner, R ERA: 4.81 (6, 1)	2.0		8	1	0	0	3	1	0	0	0	0	0	15	20	0.00	2.000		
52 Saul Rivera, R ERA: 3.91 (8, 1)	1.0		6	2	0	0	1	0	0	0	0	0	0	15	20	0.00	2.000		

AB	34
R	4
H	10
RBI	4
BB	5
SO	6
LOB	22

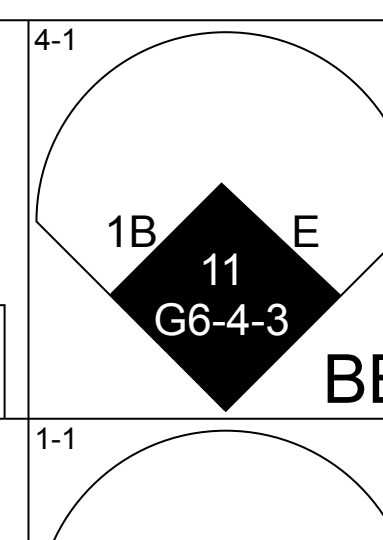
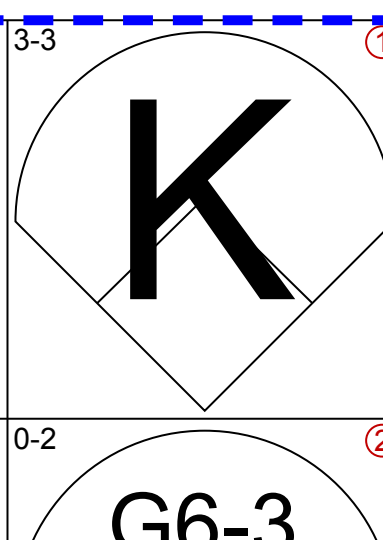
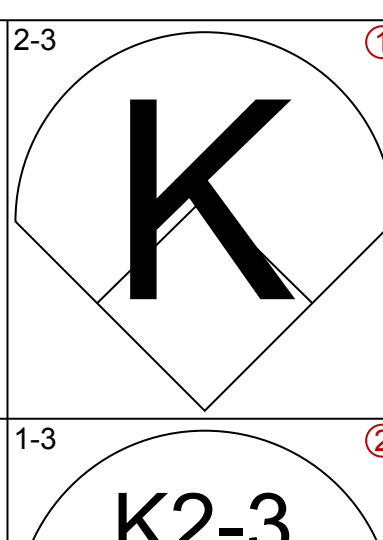
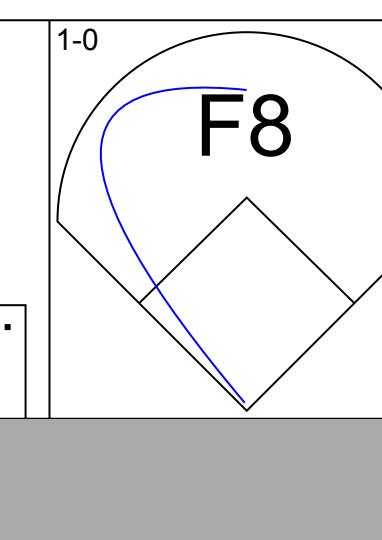
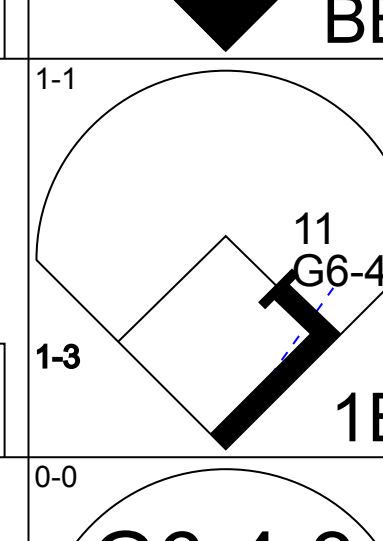
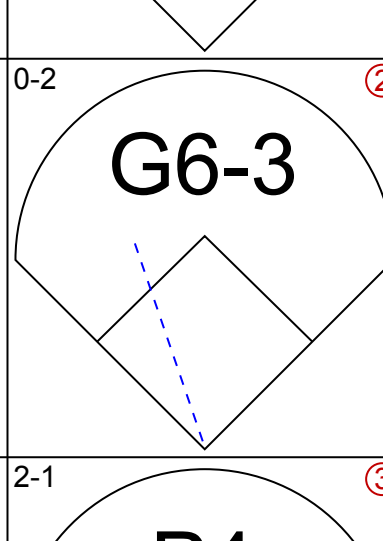
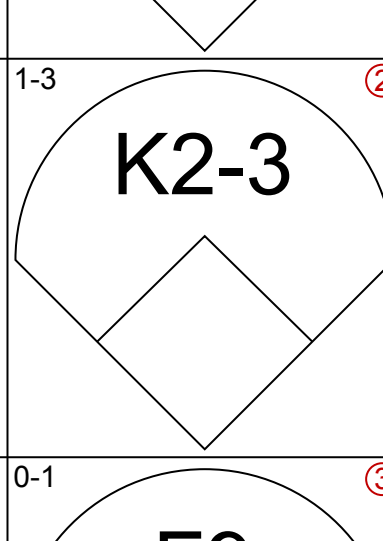
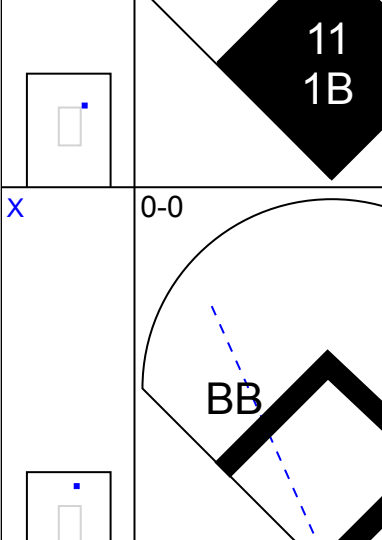
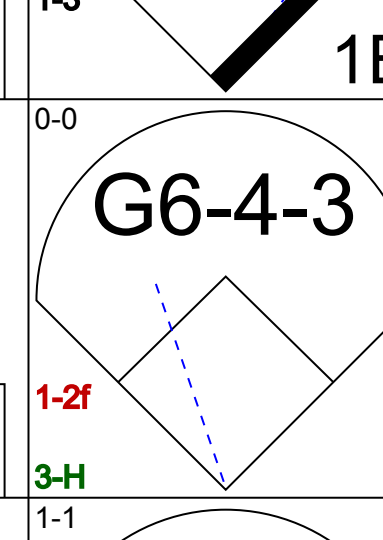
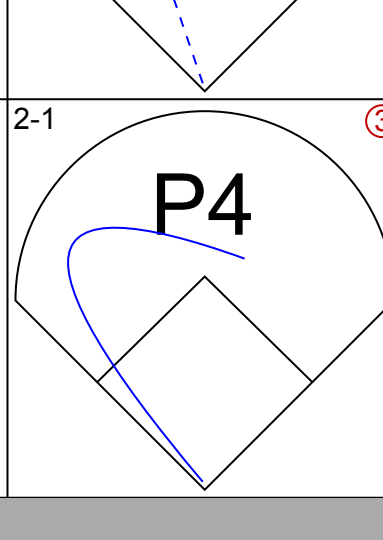
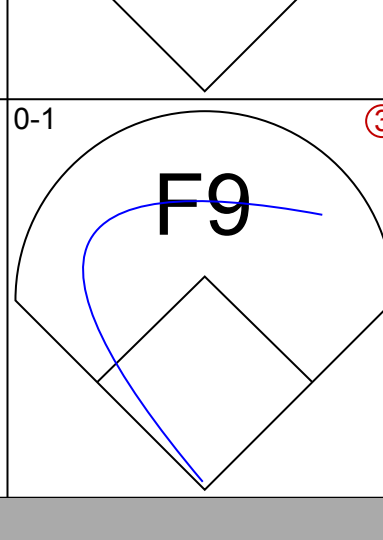
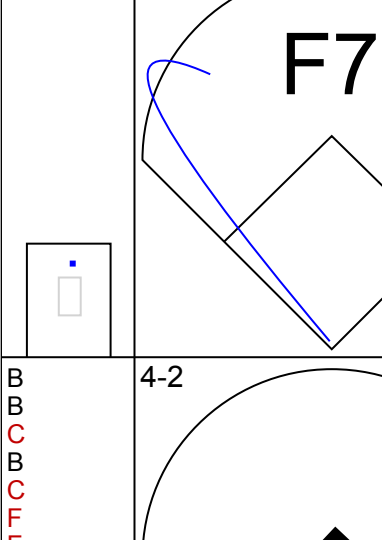
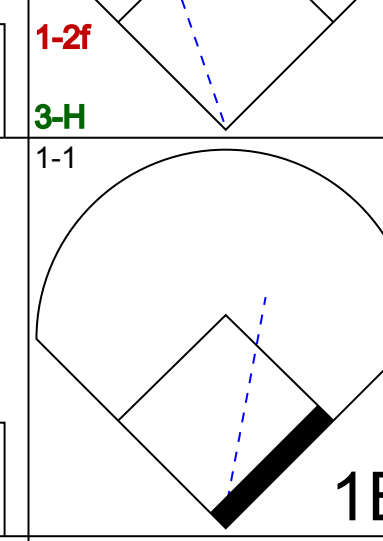
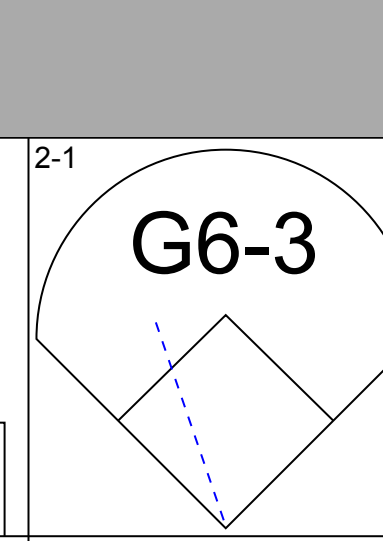
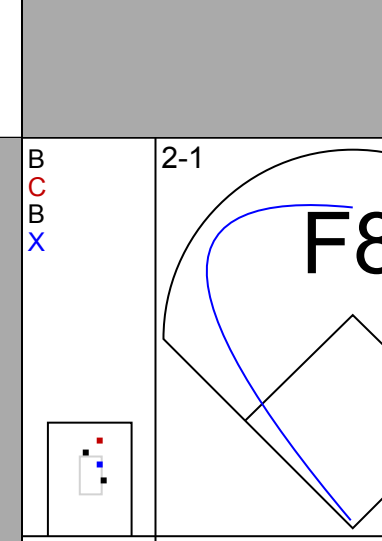
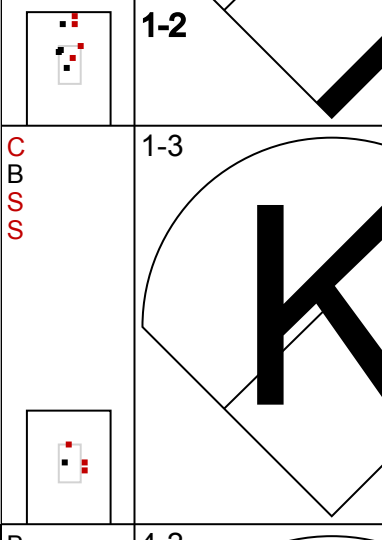
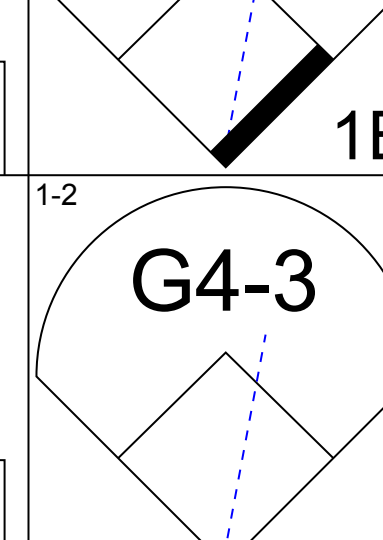
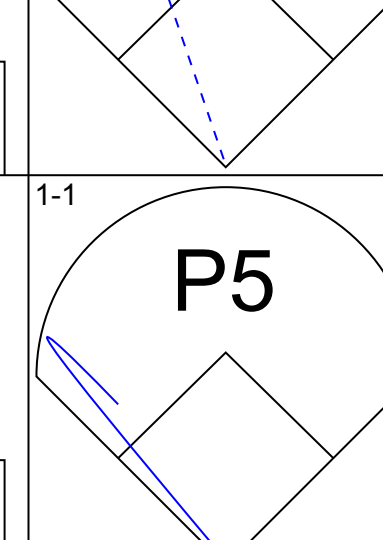
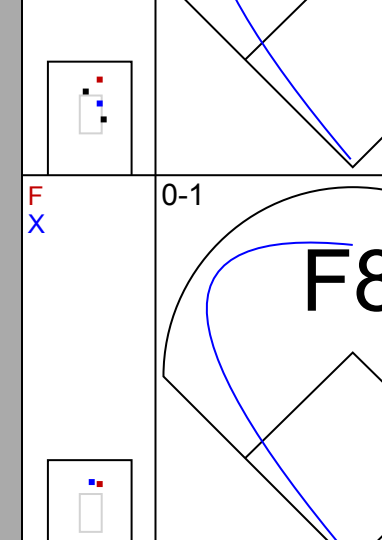
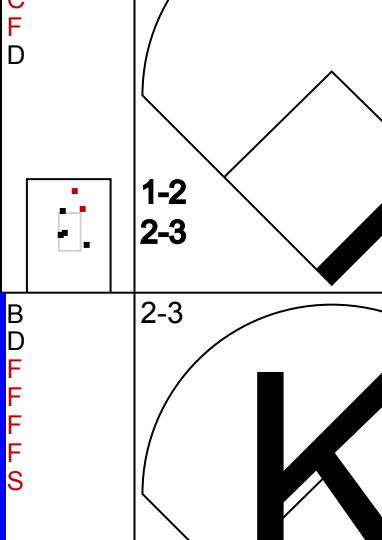
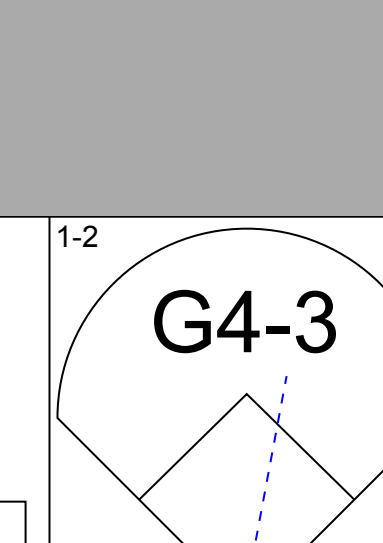
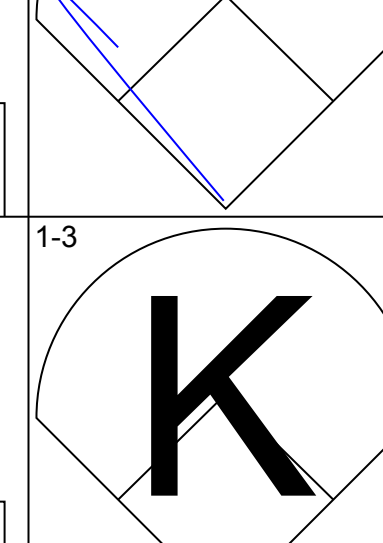
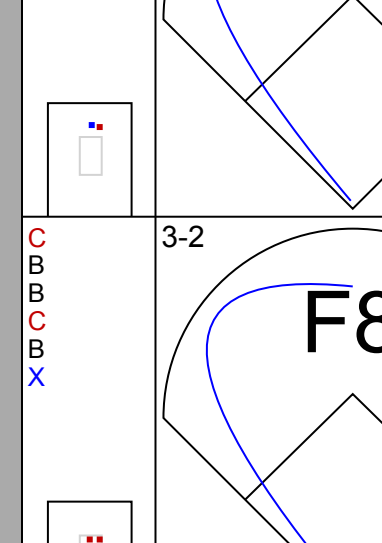

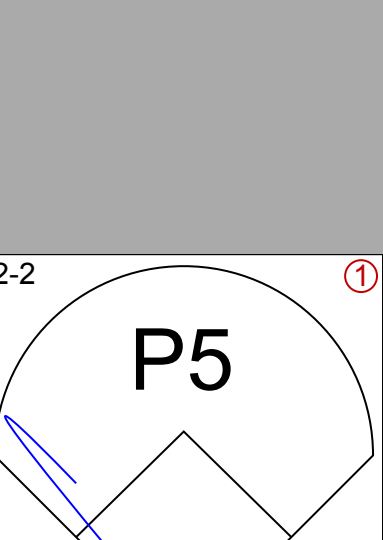
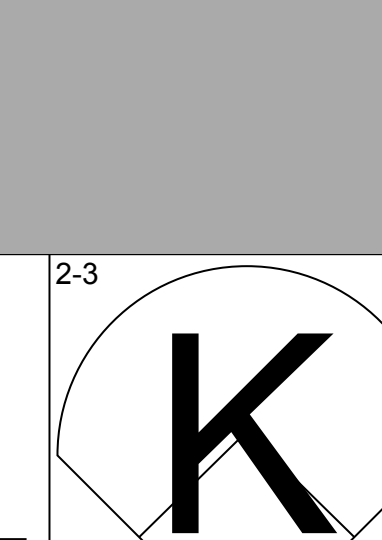



Batter	1	2	3	4	5	6	7	8	9	AB	R	H	RBI	BB	SO	LOB	TOP		
22 Tony Gwynn Jr., L (1.8) OBP: 0.323, SLG: 0.345										4	0	0	1	0	1	1			
9 Tony Graffanino, R (1.4) OBP: 0.350, SLG: 0.411										4	0	1	0	0	0	1			
1 Corey Hart, R (1.7) OBP: 0.327, SLG: 0.481										4	0	0	0	0	1	2			
28 Prince Fielder, L (1.3) OBP: 0.349, SLG: 0.490										4	1	2	0	0	0	2			
2 Bill Hall, R (1.6) OBP: 0.336, SLG: 0.544										4	0	0	0	0	1	2			
Geoff Jenkins, L (1.9) OBP: 0.346, SLG: 0.420										3	2	2	3	1	0	0			
Jeff Cirillo, R (1.5) OBP: 0.369, SLG: 0.423										4	1	1	0	0	0	2			
11 Mike Rivera, R (1.2) OBP: 0.309, SLG: 0.436										3	1	0	0	0	3	0			
Tomo Ohka, S (1.1) OBP: 0.188, SLG: 0.194										1	0	1	0	0	0	0			
39 Chris Capuano, L (3. PR) OBP: 0.141, SLG: 0.129										0	0	0	0	0	0	0			
12 Carlos Villanueva, R (3.1) OBP: 0.125, SLG: 0.135										3	0	1	1	1	0	2			
Francisco Cordero, R (9.1)										0	0	0	0	0	0	0			
Inning Stats	R: 0 E: 0 K: 1 S: 8	H: 0 LOB: 0 BB: 0 P: 12	R: 2 E: 0 K: 1 S: 13	H: 2 LOB: 0 BB: 0 P: 15	R: 0 E: 0 K: 0 S: 10	H: 2 LOB: 2 BB: 0 P: 12	R: 3 E: 0 K: 0 S: 19	H: 3 LOB: 1 BB: 0 P: 29	R: 0 E: 0 K: 2 S: 9	H: 0 LOB: 0 BB: 0 P: 11	R: 0 E: 0 K: 1 S: 9	H: 0 LOB: 0 BB: 0 P: 11	R: 0 E: 0 K: 1 S: 7	H: 0 LOB: 0 BB: 0 P: 9	R: 0 E: 0 K: 2 S: 10	H: 0 LOB: 0 BB: 0 P: 12	1B: 3 2B: 3 3B: 0 HR: 2	SF: 1 SAC: 0 DP: 0 HBP: 1	WP: 0 PA: 37 PB: 0 CS: 0
PITCHER	IP WLS BF H R ER SO BB IBB HBP BLK WP HR S P ERA WHIP																		
Ramon Ortiz, R (1.1) ERA: 5.3	5.0 L 25 8 5 5 2 0 0 1 1 0 0 0 2 59 87 9.00 1.600																		
45 Chris Schroder, R (6.1) ERA: 6.14	2.0 6 0 0 0 3 0 0 0 0 0 0 0 17 22 0.00 0.000																		
30 Chris Booker, R (8.1) ERA: 18.0	1.0 3 0 0 0 1 0 0 0 0 0 0 0 7 9 0.00 0.000																		
58 Brett Campbell, R (9.1) ERA: 5.4	1.0 3 0 0 0 2 0 0 0 0 0 0 0 10 12 0.00 0.000																		

Milwaukee Brewers @ Washington Nationals
 Robert F. Kennedy Memorial Stadium, Washington, DC
 Fri Sep 15 2006, 7:05 PM EDT
 Att: 21,168 - Overcast - 73 F

AB	34
R	5
H	8
RBI	5
BB	1
SO	8
LOB	10



Batter	1	2	3	4	5	6	7	8	9	AB	R	H	RBI	BB	SO	LOB	BOTTOM		
Alfonso Soriano, R (1.7) OBP: 0.360, SLG: 0.585										3	1	0	0	1	2	1			
Felipe Lopez, S (1.6) OBP: 0.364, SLG: 0.390										4	1	2	0	0	1	0			
11 Ryan Zimmerman, R (1.5) OBP: 0.350, SLG: 0.460										4	0	1	1	0	0	1			
24 Nick Johnson, L (1.3) OBP: 0.430, SLG: 0.525										4	0	1	0	0	0	1			
Jose Vidro, S (1.4) OBP: 0.346, SLG: 0.391										3	0	0	0	1	0	1			
Ryan Church, L (1.9) OBP: 0.369, SLG: 0.509										4	0	0	0	0	2	2			
Brian Schneider, L (1.2) ERA: 4.82										3	0	1	0	1	1	0			
Melvin Dorta, R (9. PR) OBP: 0.250, SLG: 0.250										0	0	0	0	0	0	0			
7 Nook Logan, S (1.8) OBP: 0.327, SLG: 0.422										3	0	0	0	0	0	1			
25 Austin Kearns, R (9. PH) OBP: 0.358, SLG: 0.458										1	0	0	0	0	1	3			
Ramon Ortiz, R (1.1) OBP: 0.188, SLG: 0.194										1	0	0	0	0	0	1			
George Lombard, L (5. PR) OBP: 0.141, SLG: 0.129										1	0	0	0	0	0	0			
45 Chris Schroder, R (6.1) ERA: 6.14										0	0	0	0	0	0	0			
30 Chris Booker, R (8.1) ERA: 18.0										0	0	0	0	0	0	0			
13 Robert Fick, L (8. PH) OBP: 0.125, SLG: 0.135										1	0	0	0	0	0	1			
58 Brett Campbell, R (9.1) ERA: 5.4										0	0	0	0	0	0	0			
Inning Stats	R: 1 E: 1 K: 0 S: 10	H: 2 LOB: 1 BB: 1 P: 17	R: 0 E: 0 K: 0 S: 13	H: 1 LOB: 1 BB: 0 P: 15	R: 0 E: 0 K: 1 S: 9	H: 0 LOB: 0 BB: 0 P: 14	R: 0 E: 0 K: 1 S: 7	H: 0 LOB: 0 BB: 0 P: 11	R: 0 E: 0 K: 2 S: 8	H: 0 LOB: 0 BB: 0 P: 11	R: 0 E: 0 K: 0 S: 7	H: 0 LOB: 0 BB: 0 P: 9	R: 0 E: 0 K: 1 S: 10	H: 0 LOB: 1 BB: 0 P: 15	R: 1 E: 0 K: 2 S: 17	H: 2 LOB: 3 BB: 2 P: 28	1B: 4 2B: 0 3B: 1 HR: 0	SF: 0 SAC: 0 DP: 1 HBP: 0	WP: 0 PA: 35 PB: 0 CS: 0
PITCHER	IP WLS BF H R ER SO BB IBB HBP BLK WP HR S P ERA WHIP																		
Tomo Ohka, R (1.1) ERA: 4.82	2.0 W 21 2 1 1 5 0 0 0 0 0 0 0 50 74 1.50 0.333																		
12 Carlos Villanueva, R (3.1) ERA: 4.05	6.0 S 5 0 0 0 2 2 0 0 0 0 0 0 15 26 0.00 2.000																		
Francisco Cordero, R (9.1) ERA: 5.6	1.0 S 5 0 0 0 2 2 0 0 0 0 0 0 15 26 0.00 2.000																		

Milwaukee Brewers @ Washington Nationals
 Robert F. Kennedy Memorial Stadium, Washington, DC
 Fri Sep 15 2006, 7:05 PM EDT
 Att: 21,168 - Overcast - 73 F

AB	32
R	2
H	5
RBI	1
BB	3
SO	7
LOB	12



Batter	1	2	3	4	5	6	7	8	9	AB	R	H	RBI	BB	SO	LOB	TOP								
Brady Clark, R (1,8) OBP: 0.391, SLG: 0.327 Derrick Turnbow, R (8,1) Brian Shouse, L (8,1) 45 Dennis Sarfate, R (8,1)	0-1 F9 1B	1-2 F8			3-3 K			0-0 L9-3		4	0	1	0	0	1	3	Milwaukee Brewers @ Washington Nationals Robert F. Kennedy Memorial Stadium, Washington, DC Sun Sep 17 2006, 1:05 PM EDT Att: 26,128 - Sunny - 84 F								
9 Tony Graffanino, R (1,4) OBP: 0.350, SLG: 0.406	1 SAFE 2-2 SAFE F7		0-1 F7			1-3 K			0-3 K	4	0	0	0	0	2	1									
1 Corey Hart, R (1,9) OBP: 0.324, SLG: 0.471	1 SAFE 3-2 F9		0-1 F9			3-3 K			0-1 P5	4	0	0	0	0	1	1									
2 Bill Hall, R (1,6) OBP: 0.332, SLG: 0.536	1-2 P2		2-2 F9			1-3 K			2-1 G6-3	4	0	0	0	0	1	1									
28 Prince Fielder, L (1,3) OBP: 0.355, SLG: 0.496		2-0 1B SF9 HBP		3-2 G6-4-3 HBP				4-0 G5-4-3 BB		0	1	0	0	1	0	0									
Kevin Mench, R (1,7) OBP: 0.312, SLG: 0.416		1-1 SF9 1B		0-2 G6-4-3				0-3 K		3	0	1	0	0	1	2									
David Bell, R (1,5) OBP: 0.331, SLG: 0.380		1-2 SH1-4 1B		2-2 P3				0-2 G5-4-3		3	0	1	0	0	0	1									
Damian Miller, R (1,2) OBP: 0.320, SLG: 0.386 22 Tony Gwynn Jr., L (8,FR) OBP: 0.306, SLG: 0.324		3-2 SF9		3-3 K				4-2 L9-3 BB		1	0	0	1	1	1	0									
Doug Davis, R (1,1) OBP: 0.065, SLG: 0.049 Geoff Jenkins, L (8,PH) 11 Mike Rivera, R (8,2) OBP: 0.307, SLG: 0.423		2-3 3-H SH1-4		0-3 K				1-0 P2		1	0	0	0	0	1	0									
		1-2								1	0	0	0	0	0	1									
										0	0	0	0	0	0	0									
Inning Stats	R: 0 E: 0 K: 0 S: 18	H: 1 LOB: 1 BB: 0 P: 24	R: 1 E: 0 K: 0 S: 12	H: 2 LOB: 2 BB: 0 P: 22	R: 0 E: 0 K: 0 S: 8	H: 0 LOB: 0 BB: 0 P: 10	R: 0 E: 0 K: 0 S: 8	H: 0 LOB: 0 BB: 0 P: 13	R: 0 E: 0 K: 3 S: 11	H: 0 LOB: 0 BB: 0 P: 17	R: 0 E: 0 K: 3 S: 9	H: 0 LOB: 0 BB: 1 P: 14	R: 0 E: 0 K: 1 S: 7	H: 0 LOB: 1 BB: 1 P: 11	R: 0 E: 0 K: 0 S: 5	H: 0 LOB: 0 BB: 1 P: 10	R: 0 E: 0 K: 1 S: 7	H: 0 LOB: 0 BB: 0 P: 9	1B: 3 2B: 1 3B: 0 HR: 0	SF: 1 SAC: 1 DP: 3 HBP: 2	WP: 0 PB: 0 SB: 1 CS: 1	PA: 31			
PITCHER	IP WLS BF H R ER SO BB IBB HBP BLK WP HR S P ERA WHIP	4.0 16 3 1 1 1 0 0 0 0 2 0 0 0 46 69 2.25 0.750	2.0 6 0 0 0 0 6 0 0 0 0 0 0 20 31 0.00 0.000	1.0 W 3 0 0 0 1 1 0 0 0 0 0 7 11 0.00 0.000	1.0 H 3 0 0 0 0 1 0 0 0 0 0 5 10 0.00 1.000	1.0 3 0 0 0 0 1 0 0 0 0 0 0 7 9 0.00 0.000																			

Batter	1	2	3	4	5	6	7	8	9	AB	R	H	RBI	BB	SO	LOB	BOTTOM							
Alfonso Soriano, R (1,7) OBP: 0.358, SLG: 0.579	0-3 K			3-3 K2-3		0-1 L7		1-0 E 1B HBP		3	1	0	0	0	2	0	Milwaukee Brewers @ Washington Nationals Robert F. Kennedy Memorial Stadium, Washington, DC Sun Sep 17 2006, 1:05 PM EDT Att: 26,128 - Sunny - 84 F							
Bernie Castro, S (1,4) OBP: 0.280, SLG: 0.310	1-1 G6-3			1-3 K2-3			1-1 SH1-3 25 1B	0-1 E6 1B		4	2	1	0	0	1	2								
Felipe Lopez, S (1,6) OBP: 0.364, SLG: 0.390	0-2 P6			2-1 G4-3			1-0 SH1-3	1-0 11 S 1B		3	0	1	3	0	0	0								
11 Ryan Zimmerman, R (1,5) OBP: 0.347, SLG: 0.458		2-2 G4-3			1-0 F8		3-3 K	1-2 K		4	0	0	0	0	2	2								
25 Austin Kearns, R (1,9) OBP: 0.360, SLG: 0.466		3-2 F7			2-2 HR		0-0 2H 1B	3-2 K		4	1	2	2	0	1	1								
Jose Vidro, S (1,3) OBP: 0.344, SLG: 0.388 Jon Rauch, R (8,1) 35 Ryan Wagner, R (9,1) OBP: 0.333, SLG: 0.333		2-1 G6-3			2-0 F9		3-2 F8			3	0	0	0	0	0	1								
Brandon Harper, R (1,2) OBP: 0.400, SLG: 0.630				3-3 K		1-0 L8		1-2 HBP 7 1B E 1B		3	1	1	0	0	1	0								
7 Nook Logan, S (1,8) OBP: 0.339, SLG: 0.412				3-1 G6-3			1-1 B3	0-0 E HBP 1B 1B		3	1	1	0	0	0	0								
48 Michael O'Connor, L (1,1) OBP: 0.100, SLG: 0.069 45 Chris Schroder, R (5,1) George Lombard, L (6,PH) 52 Saul Rivera, S (7,1) 24 Nick Johnson, L (8,3) OBP: 0.428, SLG: 0.521				0-3 K			1-3 K	2-2 E 1B		1	0	0	0	0	1	0								
										0	0	0	0	0	0	0								
										1	0	0	0	0	1	0								
										0	0	0	0	0	0	0								
										0	0	0	0	0	0	0								
										1	0	0	0	0	1	2								
Inning Stats	R: 0 E: 0 K: 1 S: 8	H: 0 LOB: 0 BB: 0 P: 9	R: 0 E: 0 K: 0 S: 9	H: 0 LOB: 0 BB: 0 P: 16	R: 0 E: 0 K: 2 S: 9	H: 0 LOB: 0 BB: 0 P: 15	R: 0 E: 0 K: 2 S: 9	H: 0 LOB: 0 BB: 0 P: 15	R: 1 E: 0 K: 0 S: 6	H: 1 LOB: 0 BB: 0 P: 12	R: 0 E: 0 K: 1 S: 7	H: 0 LOB: 0 BB: 0 P: 9	R: 1 E: 0 K: 1 S: 10	H: 2 LOB: 1 BB: 0 P: 18	R: 4 E: 1 K: 3 S: 17	H: 3 LOB: 1 BB: 0 P: 27	R: 0 E: 0 K: 3 S: 17	H: 0 LOB: 1 BB: 0 P: 27	1B: 5 2B: 0 3B: 0 HR: 1	SF: 0 SAC: 1 DP: 0 HBP: 1	WP: 0 PB: 0 SB: 1 CS: 0	PA: 32		
PITCHER	IP WLS BF H R ER SO BB IBB HBP BLK WP HR S P ERA WHIP	7.0 L 24 3 2 4 3 1 0 0 1 0 0 0 9 13 81.00 6.000	0.1 5 2 4 3 1 0 0 0 0 0 0 0 1 2 ∞ ∞	0.0 1 1 0 0 0 0 0 0 0 0 0 0 1 2 ∞ ∞	0.2 2 0 0 0 0 2 0 0 0 0 0 0 7 12 0.00 0.000																			

AB	25
R	1
H	3
RBI	1
BB	2
SO	8
LOB	10



Batter	1	2	3	4	5	6	7	8	9	AB	R	H	RBI	BB	SO	LOB	TOP					
Marcus Giles, R (1,4) 4 Pete Orr, L (8,PH) OBP: 0.344, SLG: 0.398 OBP: 0.267, SLG: 0.340	F7		G3-1			G6-3		G5-3		3	0	0	0	0	0	0	Atlanta Braves @ Washington Nationals Robert F. Kennedy Memorial Stadium, Washington, DC Tue Sep 19 2006, 7:05 PM EDT Att: 20,596 - Partly Cloudy - 75 F livebaseballscorecards.com					
11 Edgar Renteria, R (1,6) Tony Pena Jr., R (8,PH) OBP: 0.363, SLG: 0.428 OBP: 0.229, SLG: 0.303	F9			G6-3			16 1B	G3		3	1	1	0	0	0	0						
10 Chipper Jones, S (1,5) 14 Willy Aybar, S (8,5)				F7			P4		P4	3	0	1	0	0	0	1						
Andruw Jones, R (1,8) 23 Matt Diaz, R (8,9)				F7			K		K	3	0	0	0	0	1	2						
16 Brian McCann, L (1,2) 8 Brayan Peña, S (8,2)				G4-3			F8		G5-3	3	0	1	1	0	0	0						
7 Jeff Francoeur, R (1,9) 58 Peter Moylan, R (8,1)				K			K		E6	3	0	0	0	0	2	1						
Adam LaRoche, L (1,3)				G4-3			K		K	3	0	0	0	0	2	2						
Ryan Langerhans, L (1,7) 36 Chuck James, L (1,1) 34 Joey Devine, R (5,1) Scott Thorman, L (8,PH) Kevin Barry, R (8,1) Ken Ray, R (7,1) Daryle Ward, L (8,PH)				P6			L4		G4-3 4 G5-3	3	1	1	0	0	0	0						
				G1-3			P4		G4-3	1	0	0	0	0	0	0						
										1	0	0	0	0	0	0						
Inning Stats	R: 0 E: 0 K: 0 S: 9	H: 1 LOB: 1 BB: 0 P: 17	R: 0 E: 0 K: 1 S: 5	H: 0 LOB: 0 BB: 0 P: 9	R: 0 E: 0 K: 1 S: 5	H: 0 LOB: 0 BB: 0 P: 10	R: 0 E: 0 K: 0 S: 7	H: 0 LOB: 0 BB: 0 P: 11	R: 0 E: 0 K: 2 S: 9	H: 0 LOB: 0 BB: 0 P: 13	R: 0 E: 0 K: 0 S: 5	H: 0 LOB: 0 BB: 0 P: 10	R: 1 E: 1 K: 2 S: 13	H: 2 LOB: 2 BB: 0 P: 22	R: 1 E: 0 K: 0 S: 9	H: 1 LOB: 0 BB: 0 P: 14	R: 0 E: 0 K: 1 S: 7	H: 0 LOB: 0 BB: 0 P: 9	1B: 2 2B: 2 3B: 0 HR: 0	SF: 0 SAC: 0 DP: 0 HBP: 0	WP: 0 PB: 0 SB: 0 CS: 0	PA: 32
PITCHER	IP WLS BF H R ER SO BB IBB HBP BLK WP HR S P ERA WHIP																					
54 Beltran Perez, R (1,1) ERA: 0.77	6.0 W 19 1 0 0 3 0 0 0 0 0 0 0 40 70 0.00 0.167																					
52 Saul Rivera, R (7,1) ERA: 3.89	1.0 6 2 1 1 2 0 0 0 0 0 0 0 13 22 9.00 2.000																					
35 Ryan Wagner, R (8,1) ERA: 4.73	1.0 4 1 1 1 0 0 0 0 0 0 0 0 9 14 9.00 1.000																					
57 Jason Bergmann, R (9,1) ERA: 6.67	1.0 3 0 0 0 1 0 0 0 0 0 0 0 7 9 0.00 0.000																					

Batter	1	2	3	4	5	6	7	8	9	AB	R	H	RBI	BB	SO	LOB	BOTTOM			
Alfonso Soriano, R (1,7) OBP: 0.356, SLG: 0.574	K	K		K		F9				5	0	1	2	0	3	4	Atlanta Braves @ Washington Nationals Robert F. Kennedy Memorial Stadium, Washington, DC Tue Sep 19 2006, 7:05 PM EDT Att: 20,596 - Partly Cloudy - 75 F livebaseballscorecards.com			
Felipe Lopez, S (1,6) OBP: 0.361, SLG: 0.385	K		K	K		P5				4	0	0	0	1	3	1				
11 Ryan Zimmerman, R (1,5) OBP: 0.347, SLG: 0.459	G6-3			G4-3						5	1	2	1	0	0	2				
24 Nick Johnson, L (1,3) OBP: 0.430, SLG: 0.525						F7			G3	4	3	2	1	1	0	1				
25 Austin Kearns, R (1,9) OBP: 0.361, SLG: 0.467						F7			P4	4	1	2	1	1	0	1				
Jose Vidro, S (1,4) OBP: 0.344, SLG: 0.393									G6-3	4	1	1	2	1	1	2				
Brandon Harper, R (1,2) OBP: 0.412, SLG: 0.621										2	1	1	1	1	0	0				
7 Nook Logan, S (1,8) OBP: 0.359, SLG: 0.411										3	1	1	1	1	0	2				
54 Beltran Perez, R (1,1) George Lombard, L (8,PH) 52 Saul Rivera, S (7,1) 13 Robert Fick, L (7,PH) 35 Ryan Wagner, R (8,1) 57 Jason Bergmann, R (9,1)										1	0	0	0	1	1	3				
										0	1	0	0	1	0	0				
Inning Stats	R: 0 E: 0 K: 2 S: 11	H: 0 LOB: 0 BB: 0 P: 16	R: 1 E: 0 K: 1 S: 14	H: 1 LOB: 3 BB: 3 P: 29	R: 2 E: 0 K: 2 S: 23	H: 3 LOB: 3 BB: 2 P: 36	R: 0 E: 0 K: 2 S: 12	H: 0 LOB: 0 BB: 0 P: 16	R: 2 E: 0 K: 0 S: 11	H: 1 LOB: 0 BB: 1 P: 18	R: 1 E: 0 K: 0 S: 13	H: 1 LOB: 1 BB: 1 P: 20	R: 3 E: 0 K: 2 S: 18	H: 4 LOB: 2 BB: 1 P: 28	R: 0 E: 0 K: 0 S: 10	H: 0 LOB: 0 BB: 0 P: 15	1B: 5 2B: 3 3B: 0 HR: 2	SF: 1 SAC: 0 DP: 0 HBP: 0	WP: 0 PB: 0 SB: 2 CS: 0	PA: 42
PITCHER	IP WLS BF H R ER SO BB IBB HBP BLK WP HR S P ERA WHIP																			
36 Chuck James, L (1,1) ERA: 3.62	4.1 L 24 5 5 5 7 5 1 0 0 0 0 0 7 10 0.00 0.000																			
34 Joey Devine, R (5,1) ERA: 11.81	0.2 2 0 0 0 0 0 0 0 0 0 0 0 7 10 0.00 0.000																			
Kevin Barry, R (6,1) ERA: 5.76	1.1 9 4 4 4 1 1 0 0 0 0 0 0 26 38 27.00 3.750																			
Ken Ray, R (7,1) ERA: 4.86	0.2 4 1 0 0 1 1 0 0 0 0 0 0 5 10 0.00 3.000																			
58 Peter Moylan, R (8,1) ERA: 5.4	1.0 3 0 0 0 0 0 0 0 0 0 0 0 10 15 0.00 0.000																			

Batter	1	2	3	4	5	6	7	8	9	AB	R	H	RBI	BB	SO	LOB	TOP					
Felipe Lopez, S OBP: 0.356, SLG: 0.379 (1, 6)	K		F8		HBP 25 BB	G1-3			G4-3	5	1	1	0	0	1	3						
24 Nick Johnson, L OBP: 0.428, SLG: 0.520 (1, 3)	K			G3	HBP 25 BB		G4-3		G4-3	3	1	0	0	1	1	0						
13 Robert Fick, L OBP: 0.319, SLG: 0.349 (8, 3)	K				HBP 25 BB					1	0	0	1	0	0	0						
Alfonso Soriano, R OBP: 0.357, SLG: 0.575 (1, 7)	K			K	HBP 25 BB				1B	4	2	2	1	0	2	0						
11 Ryan Zimmerman, R (1, 5) OBP: 0.347, SLG: 0.463		G1-3								4	1	1	0	0	2	3						
Bernie Castro, S (9, PH) OBP: 0.290, SLG: 0.308				25 WP BB						1	0	1	0	0	0	0						
25 Austin Kearns, R (1, 9) OBP: 0.364, SLG: 0.468										2	0	0	1	1	1	0						
George Lombard, L (8, 9) OBP: 0.364, SLG: 0.556										1	0	0	0	0	1	2						
Jose Vidro, S (1, 4) OBP: 0.348, SLG: 0.394										3	0	1	2	1	1	0						
Brian Schneider, L (1, 2) OBP: 0.316, SLG: 0.322										2	0	0	1	2	0	0						
7 Nook Logan, S (1, 8) OBP: 0.342, SLG: 0.397										4	0	1	0	0	1	4						
48 Michael O'Connor, L (1, 1) OBP: 0.297, SLG: 0.267										1	0	0	0	0	1	0						
35 Ryan Wagner, R (5, 1) OBP: 0.333, SLG: 0.333										0	0	0	0	0	0	0						
Henry Mateo, S (6, PH) OBP: 0.342, SLG: 0.393										0	0	0	0	0	0	0						
45 Chris Schroder, R (8, 1) OBP: 0.342, SLG: 0.393										0	0	0	0	0	0	0						
Felix Rodriguez, R (7, 1) OBP: 0.342, SLG: 0.393										0	0	0	0	0	0	0						
57 Jason Bergmann, R (8, 1) OBP: 0.342, SLG: 0.393										1	1	1	0	0	0	0						
Melvin Dorta, R (9, PH) OBP: 0.231, SLG: 0.308										1	1	1	0	0	0	0						
Inning Stats	R: 0 E: 0 K: 3 S: 11	H: 0 LOB: 0 BB: 0 P: 16	R: 0 E: 0 K: 1 S: 8	H: 0 LOB: 0 BB: 0 P: 12	R: 0 E: 0 K: 0 S: 6	H: 0 LOB: 1 BB: 1 P: 14	R: 1 E: 0 K: 1 S: 17	H: 1 LOB: 3 BB: 2 P: 38	R: 3 E: 0 K: 2 S: 18	H: 2 LOB: 2 BB: 2 P: 30	R: 0 E: 0 K: 0 S: 10	H: 1 LOB: 1 BB: 0 P: 15	R: 1 E: 0 K: 2 S: 15	H: 1 LOB: 0 BB: 0 P: 20	R: 0 E: 0 K: 1 S: 6	H: 0 LOB: 0 BB: 0 P: 10	R: 1 E: 0 K: 1 S: 13	H: 3 LOB: 2 BB: 0 P: 19	1B: 4 2B: 3 3B: 0 HR: 1	SF: 0 SAC: 1 DP: 0 HBP: 2	WP: 1 PB: 0 SB: 1 CS: 0	PA: 41
PITCHER	IP	WLS	BF	H	R	ER	SO	BB	IBB	HBP	BLK	WP	HR	S	P	ERA	WHIP					
33 John Maine, R (1, 1) ERA: 3.64	5.0	W	24	3	4	4	7	5	0	2	0	1	0	60	110	7.20	1.600					
43 Royce Ring, L (6, 1) ERA: 3.0	1.0	H	4	1	0	0	0	0	0	0	0	0	0	10	15	0.00	1.000					
59 Guillermo Mota, R (7, 1) ERA: 4.75	1.0	H	4	1	1	1	2	0	0	0	0	0	1	15	20	9.00	1.000					
Aaron Heilman, R (8, 1) ERA: 3.6	1.0		3	0	0	0	1	0	0	0	0	0	0	6	10	0.00	0.000					
13 Billy Wagner, L (9, 1) ERA: 2.19	1.0		6	3	1	1	1	0	0	0	0	0	0	13	19	9.00	3.000					

Washington Nationals @ New York Mets
Shea Stadium, Flushing, NY
Sat Sep 23 2006, 1:25 PM EDT
Att: 45,245 - Cloudy - 72 F

AB 33
R 6
H 8
RBI 6
BB 5
SO 11
LOB 13



Batter	1	2	3	4	5	6	7	8	9	AB	R	H	RBI	BB	SO	LOB	BOTTOM					
7 José Reyes, S (1, 6) OBP: 0.352, SLG: 0.494										3	1	3	3	2	0	0						
13 Billy Wagner, L (9, 1)										0	0	0	0	0	0	0						
10 Endy Chavez, L (1, 8) OBP: 0.356, SLG: 0.440										5	1	1	1	0	1	6						
16 Paul Lo Duca, R (1, 2) OBP: 0.351, SLG: 0.426										5	1	2	1	0	0	4						
5 David Wright, R (1, 5) OBP: 0.381, SLG: 0.533										5	3	3	3	0	0	1						
Julio Franco, R (1, 3) OBP: 0.325, SLG: 0.347										5	1	2	1	0	1	1						
20 Shawn Green, L (1, 9) OBP: 0.345, SLG: 0.426										4	1	2	0	1	0	1						
44 Lastings Milledge, R (1, 7) OBP: 0.317, SLG: 0.369										5	2	2	2	0	1	4						
Chris Woodward, R (1, 4) OBP: 0.284, SLG: 0.317										5	2	2	1	0	3	1						
Inning Stats	R: 0 E: 0 K: 0 S: 8	H: 2 LOB: 1 BB: 0 P: 9	R: 0 E: 0 K: 2 S: 7	H: 0 LOB: 0 BB: 0 P: 11	R: 0 E: 0 K: 2 S: 10	H: 0 LOB: 1 BB: 1 P: 16	R: 0 E: 0 K: 0 S: 8	H: 0 LOB: 0 BB: 0 P: 13	R: 6 E: 0 K: 1 S: 22	H: 8 LOB: 2 BB: 0 P: 34	R: 0 E: 0 K: 2 S: 10	H: 0 LOB: 2 BB: 2 P: 23	R: 3 E: 0 K: 0 S: 10	H: 3 LOB: 2 BB: 2 P: 21	R: 3 E: 0 K: 2 S: 23	H: 4 LOB: 1 BB: 0 P: 28	1B: 8 2B: 7 3B: 1 HR: 2	SF: 0 SAC: 0 DP: 1 HBP: 0	WP: 0 PB: 0 SB: 2 CS: 0	PA: 45		
PITCHER	IP	WLS	BF	H	R	ER	SO	BB	IBB	HBP	BLK	WP	HR	S	P	ERA	WHIP					
48 Michael O'Connor, L (1, 1) ERA: 5.04	4.2	L	22	8	6	6	5	1	0	0	0	0	1	48	71	11.57	1.929					
35 Ryan Wagner, R (5, 1) ERA: 4.67	0.1		3	2	0	0	0	0	0	0	0	0	0	7	12	0.00	6.000					
45 Chris Schroder, R (6, 1) ERA: 5.4	1.0		5	0	0	0	2	2	0	0	0	0	0	10	23	0.00	2.000					
Felix Rodriguez, R (7, 1) ERA: 7.16	1.0		8	3	3	3	0	1	1	0	0	0	0	10	21	27.00	4.000					
57 Jason Bergmann, R (8, 1) ERA: 7.02	1.0		7	4	3	3	2	0	0	0	0	0	1	23	28	27.00	4.000					

Washington Nationals @ New York Mets
Shea Stadium, Flushing, NY
Sat Sep 23 2006, 1:25 PM EDT
Att: 45,245 - Cloudy - 72 F

AB 40
R 12
H 17
RBI 12
BB 5
SO 9
LOB 21



Batter	1	2	3	4	5	6	7	8	9	AB	R	H	RBI	BB	SO	LOB	TOP				
Bernie Castro, S (1,4) OBP: 0.297, SLG: 0.298										5	1	1	2	0	2	2	Washington Nationals @ New York Mets Shea Stadium, Flushing, NY Mon Sep 25 2006, 7:10 PM EDT Att: 34,027 - Partly Cloudy - 68 F				
Felipe Lopez, S (1,6) OBP: 0.356, SLG: 0.380										4	1	2	0	1	0	2					
Alfonso Soriano, R (1,7) OBP: 0.355, SLG: 0.572										4	1	0	0	1	2	5					
11 Ryan Zimmerman, R (1,5) OBP: 0.347, SLG: 0.466										5	0	1	3	0	0	2					
Jose Vidro, S (1,3) OBP: 0.353, SLG: 0.403										3	1	3	0	1	0	0					
Melvin Dorta, R (8, PR) OBP: 0.231, SLG: 0.308										0	1	0	0	0	0	0					
35 Ryan Wagner, R (8, 1) OBP: 0.333, SLG: 0.333										0	0	0	0	0	0	0					
Henry Mateo, S (8, PH) OBP: 0.208, SLG: 0.391										1	0	0	0	0	0	0					
32 Chad Cordero, R (9, 1) OBP: 0.321, SLG: 0.328										0	0	0	0	0	0	0					
Brian Schneider, L (1,2) OBP: 0.321, SLG: 0.328										5	1	4	0	0	1	2					
7 Nook Logan, S (1,8) OBP: 0.341, SLG: 0.405										5	1	2	1	0	1	4					
Ryan Church, L (1,9) OBP: 0.369, SLG: 0.503										3	0	0	0	0	1	4					
54 Beltran Perez, R (1,1) OBP: 0.400, SLG: 0.250										3	0	1	0	0	1	2					
40 Billy Traber, L (7, 1) OBP: 0.154, SLG: 0.083										0	0	0	0	0	0	0					
13 Robert Fick, L (8, PH) OBP: 0.323, SLG: 0.345										0	0	0	0	1	0	0					
Inning Stats	R: 0 E: 0 K: 1 S: 8	H: 1 LOB: 1 BB: 0 P: 14	R: 0 E: 0 K: 1 S: 9	H: 2 LOB: 2 BB: 0 P: 18	R: 3 E: 0 K: 1 S: 11	H: 2 LOB: 1 BB: 3 P: 27	R: 0 E: 0 K: 0 S: 7	H: 1 LOB: 1 BB: 0 P: 13	R: 0 E: 0 K: 1 S: 15	H: 2 LOB: 1 BB: 0 P: 25	R: 0 E: 0 K: 1 S: 12	H: 1 LOB: 3 BB: 1 P: 17	R: 3 E: 0 K: 1 S: 20	H: 4 LOB: 3 BB: 1 P: 35	R: 0 E: 0 K: 0 S: 9	H: 1 LOB: 1 BB: 0 P: 15	1B: 10 2B: 5 3B: 0 HR: 0	SF: 0 SAC: 1 DP: 1 HBP: 0	WP: 0 PB: 1 SB: 3 CS: 2	PA: 43	
PITCHER	IP WLS BF H R ER SO BB IBB HBP BLK WP HR S P ERA WHIP	IP WLS BF H R ER SO BB IBB HBP BLK WP HR S P ERA WHIP	IP WLS BF H R ER SO BB IBB HBP BLK WP HR S P ERA WHIP	IP WLS BF H R ER SO BB IBB HBP BLK WP HR S P ERA WHIP	IP WLS BF H R ER SO BB IBB HBP BLK WP HR S P ERA WHIP	IP WLS BF H R ER SO BB IBB HBP BLK WP HR S P ERA WHIP	IP WLS BF H R ER SO BB IBB HBP BLK WP HR S P ERA WHIP	IP WLS BF H R ER SO BB IBB HBP BLK WP HR S P ERA WHIP	IP WLS BF H R ER SO BB IBB HBP BLK WP HR S P ERA WHIP	IP WLS BF H R ER SO BB IBB HBP BLK WP HR S P ERA WHIP	IP WLS BF H R ER SO BB IBB HBP BLK WP HR S P ERA WHIP	IP WLS BF H R ER SO BB IBB HBP BLK WP HR S P ERA WHIP	IP WLS BF H R ER SO BB IBB HBP BLK WP HR S P ERA WHIP	IP WLS BF H R ER SO BB IBB HBP BLK WP HR S P ERA WHIP	IP WLS BF H R ER SO BB IBB HBP BLK WP HR S P ERA WHIP	IP WLS BF H R ER SO BB IBB HBP BLK WP HR S P ERA WHIP	IP WLS BF H R ER SO BB IBB HBP BLK WP HR S P ERA WHIP	IP WLS BF H R ER SO BB IBB HBP BLK WP HR S P ERA WHIP	IP WLS BF H R ER SO BB IBB HBP BLK WP HR S P ERA WHIP	IP WLS BF H R ER SO BB IBB HBP BLK WP HR S P ERA WHIP	IP WLS BF H R ER SO BB IBB HBP BLK WP HR S P ERA WHIP

Washington Nationals @ New York Mets
Shea Stadium, Flushing, NY
Mon Sep 25 2006, 7:10 PM EDT
Att: 34,027 - Partly Cloudy - 68 F

AB 38
R 7
H 14
RBI 6
BB 4
SO 8
LOB 23



Batter	1	2	3	4	5	6	7	8	9	AB	R	H	RBI	BB	SO	LOB	BOTTOM				
7 José Reyes, S (1,6) OBP: 0.353, SLG: 0.492										5	0	2	0	0	0	2	Washington Nationals @ New York Mets Shea Stadium, Flushing, NY Mon Sep 25 2006, 7:10 PM EDT Att: 34,027 - Partly Cloudy - 68 F				
16 Paul Lo Duca, R (1,2) OBP: 0.350, SLG: 0.423										3	1	0	0	1	0	3					
15 Carlos Beltrán, S (1,8) OBP: 0.386, SLG: 0.602										1	0	0	0	3	0	0					
5 David Wright, R (1,5) OBP: 0.381, SLG: 0.531										4	1	1	0	0	0	6					
Cliff Floyd, L (1,7) OBP: 0.322, SLG: 0.405										4	0	1	1	0	1	3					
20 Shawn Green, L (1,9) OBP: 0.343, SLG: 0.429										4	1	1	2	0	1	2					
Julio Franco, R (1,3) OBP: 0.323, SLG: 0.344										4	0	1	0	0	0	1					
22 Jose Valentin, S (1,4) OBP: 0.326, SLG: 0.493										3	0	0	0	1	1	0					
Tom Glavine, L (1,1) OBP: 0.276, SLG: 0.196										1	0	0	0	0	0	0					
Roberto Hernandez, R (7, 1) OBP: 0.353, SLG: 0.399										0	0	0	0	0	0	0					
Michael Tucker, L (7, PH) OBP: 0.208, SLG: 0.391										0	0	0	0	0	0	0					
25 Pedro Feliciano, L (8, 1) OBP: 0.333, SLG: 0.333										0	0	0	0	0	0	0					
59 Guillermo Mota, R (8, 1) OBP: 0.208, SLG: 0.391										0	0	0	0	0	0	0					
32 Dave Williams, L (9, 1) OBP: 0.323, SLG: 0.345										0	0	0	0	0	0	0					
Ricky Ledee, L (8, PH) OBP: 0.208, SLG: 0.391										1	0	0	0	0	0	0					
Inning Stats	R: 0 E: 0 K: 0 S: 7	H: 1 LOB: 2 BB: 1 P: 16	R: 1 E: 0 K: 0 S: 8	H: 1 LOB: 1 BB: 1 P: 14	R: 1 E: 0 K: 1 S: 7	H: 0 LOB: 1 BB: 2 P: 17	R: 0 E: 0 K: 0 S: 8	H: 0 LOB: 0 BB: 0 P: 12	R: 0 E: 0 K: 1 S: 5	H: 1 LOB: 1 BB: 0 P: 8	R: 0 E: 0 K: 0 S: 9	H: 0 LOB: 1 BB: 1 P: 16	R: 1 E: 0 K: 0 S: 13	H: 2 LOB: 1 BB: 0 P: 20	R: 0 E: 0 K: 1 S: 12	H: 0 LOB: 0 BB: 0 P: 15	1B: 4 2B: 1 3B: 0 HR: 1	SF: 0 SAC: 1 DP: 1 HBP: 0	WP: 0 PB: 0 SB: 2 CS: 1	PA: 38	
PITCHER	IP WLS BF H R ER SO BB IBB HBP BLK WP HR S P ERA WHIP	IP WLS BF H R ER SO BB IBB HBP BLK WP HR S P ERA WHIP	IP WLS BF H R ER SO BB IBB HBP BLK WP HR S P ERA WHIP	IP WLS BF H R ER SO BB IBB HBP BLK WP HR S P ERA WHIP	IP WLS BF H R ER SO BB IBB HBP BLK WP HR S P ERA WHIP	IP WLS BF H R ER SO BB IBB HBP BLK WP HR S P ERA WHIP	IP WLS BF H R ER SO BB IBB HBP BLK WP HR S P ERA WHIP	IP WLS BF H R ER SO BB IBB HBP BLK WP HR S P ERA WHIP	IP WLS BF H R ER SO BB IBB HBP BLK WP HR S P ERA WHIP	IP WLS BF H R ER SO BB IBB HBP BLK WP HR S P ERA WHIP	IP WLS BF H R ER SO BB IBB HBP BLK WP HR S P ERA WHIP	IP WLS BF H R ER SO BB IBB HBP BLK WP HR S P ERA WHIP	IP WLS BF H R ER SO BB IBB HBP BLK WP HR S P ERA WHIP	IP WLS BF H R ER SO BB IBB HBP BLK WP HR S P ERA WHIP	IP WLS BF H R ER SO BB IBB HBP BLK WP HR S P ERA WHIP	IP WLS BF H R ER SO BB IBB HBP BLK WP HR S P ERA WHIP	IP WLS BF H R ER SO BB IBB HBP BLK WP HR S P ERA WHIP	IP WLS BF H R ER SO BB IBB HBP BLK WP HR S P ERA WHIP	IP WLS BF H R ER SO BB IBB HBP BLK WP HR S P ERA WHIP	IP WLS BF H R ER SO BB IBB HBP BLK WP HR S P ERA WHIP	IP WLS BF H R ER SO BB IBB HBP BLK WP HR S P ERA WHIP

Washington Nationals @ New York Mets
Shea Stadium, Flushing, NY
Mon Sep 25 2006, 7:10 PM EDT
Att: 34,027 - Partly Cloudy - 68 F

AB 30
R 3
H 6
RBI 3
BB 6
SO 3
LOB 17



Batter	1	2	3	4	5	6	7	8	9	AB	R	H	RBI	BB	SO	LOB	TOP			
11 Jimmy Rollins, S OBP: 0.337, SLG: 0.477	F9	1B		G3		G1-3			F7	5	0	1	0	0	0	1	Philadelphia Phillies @ Washington Nationals Robert F. Kennedy Memorial Stadium, Washington, DC Tue Sep 26 2006, 7:05 PM EDT Att: 18,960 - Cloudy - 70 F			
8 Shane Victorino, S OBP: 0.343, SLG: 0.399	6 1B	1B		G3			HBP		K	4	1	2	0	0	1	1				
26 Chase Utley, L OBP: 0.379, SLG: 0.528	6 1B	1B					P3		1B	5	1	3	1	0	0	3				
6 Ryan Howard, L OBP: 0.420, SLG: 0.670	1B						1B		F7	5	0	2	1	0	2	2				
Jeff Conine, R OBP: 0.333, SLG: 0.410	1B						1B			4	0	2	1	0	0	3				
Pat Burrell, R OBP: 0.379, SLG: 0.488	K						K			4	0	1	0	0	2	4				
Mike Lieberthal, R OBP: 0.314, SLG: 0.469	F8									3	0	0	0	0	1	6				
Randall Simon, L OBP: 0.263, SLG: 0.222										1	0	1	0	0	0	0				
9 Michael Bourn, L OBP: 0.371, SLG: 0.541										0	0	0	0	0	0	0				
José Hernández, R OBP: 0.323, SLG: 0.369										0	0	0	0	0	0	0				
Abraham Nunez, S OBP: 0.299, SLG: 0.266										3	0	0	0	0	1	2				
David Dellucci, L OBP: 0.371, SLG: 0.541										1	0	0	0	0	1	1				
Geoff Geary, R OBP: 0.333, SLG: 0.400										0	0	0	0	0	0	0				
39 Brett Myers, R OBP: 0.094, SLG: 0.033										3	0	0	0	0	1	0				
27 Chris Coste, R OBP: 0.371, SLG: 0.503										1	1	1	0	0	0	0				
Inning Stats	R: 2 E: 0 K: 1 S: 17	H: 4 LOB: 2 BB: 0 P: 28	R: 0 E: 0 K: 1 S: 10	H: 2 LOB: 2 BB: 0 P: 16	R: 0 E: 0 K: 2 S: 13	H: 2 LOB: 0 BB: 0 P: 17	R: 0 E: 0 K: 1 S: 10	H: 0 LOB: 0 BB: 0 P: 16	R: 0 E: 0 K: 0 S: 11	H: 0 LOB: 0 BB: 0 P: 13	R: 0 E: 1 K: 1 S: 8	H: 0 LOB: 1 BB: 0 P: 17	R: 0 E: 0 K: 1 S: 8	H: 1 LOB: 1 BB: 0 P: 12	R: 1 E: 0 K: 1 S: 14	H: 2 LOB: 1 BB: 0 P: 18	1B: 12 2B: 1 3B: 0 HR: 0	SF: 0 SAC: 0 DP: 0 HBP: 1	WP: 0 PB: 0 SB: 1 CS: 1	PA: 41
PITCHER	IP WLS BF H R ER SO BB IBB HBP BLK WP HR S P ERA WHIP																			
Ramon Ortiz, R ERA: 5.32	6.0 W 28 10 2 2 6 0 0 0 0 0 0 72 106 3.00 1.667																			
40 Billy Traber, L ERA: 7.03	0.2 H 3 0 0 0 1 0 0 0 1 0 0 0 6 14 0.00 0.000																			
52 Saul Rivera, R ERA: 3.74	0.1 H 1 0 0 0 0 0 0 0 0 0 0 2 3 0.00 0.000																			
Jon Rauch, R ERA: 3.36	1.0 H 3 1 0 0 1 0 0 0 0 0 0 8 12 0.00 1.000																			
32 Chad Cordero, R ERA: 3.15	1.0 S 5 2 1 1 1 0 0 0 0 0 0 0 14 18 9.00 2.000																			

Batter	1	2	3	4	5	6	7	8	9	AB	R	H	RBI	BB	SO	LOB	BOTTOM			
Bernie Castro, S OBP: 0.305, SLG: 0.299	1B		SH2-3		L7		G4-3			3	2	1	0	1	0	1	Philadelphia Phillies @ Washington Nationals Robert F. Kennedy Memorial Stadium, Washington, DC Tue Sep 26 2006, 7:05 PM EDT Att: 18,960 - Cloudy - 70 F			
Felipe Lopez, S OBP: 0.360, SLG: 0.383	1B		SH2-3						K	3	0	2	0	0	1	0				
Alfonso Soriano, R OBP: 0.355, SLG: 0.569	F8		1B						K	3	1	0	0	1	1	3				
11 Ryan Zimmerman, R OBP: 0.349, SLG: 0.470	G6-3		BB							4	1	3	3	0	0	1				
Jose Vidro, S OBP: 0.351, SLG: 0.400										3	0	0	0	0	0	3				
Jon Rauch, R ERA: 3.94	G4-3									0	0	0	0	0	0	0				
George Lombard, L OBP: 0.375, SLG: 0.462										0	0	0	0	1	0	0				
32 Chad Cordero, R ERA: 3.15										0	0	0	0	0	0	0				
Brian Schneider, L OBP: 0.320, SLG: 0.327										4	0	1	0	0	1	0				
7 Nook Logan, S OBP: 0.337, SLG: 0.397										4	0	1	0	0	3	2				
Ryan Church, L OBP: 0.366, SLG: 0.497										2	0	0	0	0	1	0				
Ramon Ortiz, R OBP: 0.153, SLG: 0.161										2	0	0	0	0	1	0				
40 Billy Traber, L OBP: 0.154, SLG: 0.083										0	0	0	0	0	0	0				
52 Saul Rivera, S ERA: 2.95										0	0	0	0	0	0	0				
13 Robert Fick, L OBP: 0.320, SLG: 0.342										1	0	0	0	0	0	1				
Inning Stats	R: 1 E: 0 K: 0 S: 8	H: 2 LOB: 1 BB: 0 P: 9	R: 0 E: 0 K: 1 S: 9	H: 0 LOB: 0 BB: 0 P: 12	R: 2 E: 0 K: 1 S: 16	H: 1 LOB: 1 BB: 2 P: 28	R: 0 E: 0 K: 3 S: 10	H: 0 LOB: 0 BB: 0 P: 17	R: 0 E: 0 K: 0 S: 13	H: 1 LOB: 1 BB: 0 P: 20	R: 0 E: 0 K: 0 S: 4	H: 1 LOB: 1 BB: 0 P: 5	R: 0 E: 0 K: 0 S: 8	H: 1 LOB: 1 BB: 0 P: 11	R: 1 E: 1 K: 3 S: 16	H: 2 LOB: 2 BB: 1 P: 26	1B: 6 2B: 2 3B: 0 HR: 0	SF: 0 SAC: 2 DP: 1 HBP: 0	WP: 0 PB: 0 SB: 2 CS: 0	PA: 34
PITCHER	IP WLS BF H R ER SO BB IBB HBP BLK WP HR S P ERA WHIP																			
39 Brett Myers, R ERA: 3.94	7.0 L 28 6 3 3 3 2 0 0 0 0 0 0 68 102 3.86 1.143																			
Geoff Geary, R ERA: 2.95	1.0 6 2 1 0 3 1 0 0 0 0 0 0 16 26 0.00 3.000																			

Batter	1	2	3	4	5	6	7	8	9	AB	R	H	RBI	BB	SO	LOB	TOP					
11 Jimmy Rollins, S OBP: 0.335, SLG: 0.478	F8		P3		E5			L4-3		4	0	0	0	0	0	2	Philadelphia Phillies @ Washington Nationals Robert F. Kennedy Memorial Stadium, Washington, DC Thu Sep 28 2006, 7:05 PM EDT Att: 18,324 - Cloudy - 56 F					
8 Shane Victorino, S OBP: 0.342, SLG: 0.401	F7				P3			G6-3		4	0	1	0	0	0	3						
26 Chase Utley, L OBP: 0.380, SLG: 0.533			CS	G3				F9		4	0	1	0	0	1	0						
6 Ryan Howard, L OBP: 0.421, SLG: 0.665								L9		3	0	0	0	1	2	0						
Jeff Conine, R OBP: 0.326, SLG: 0.401	FC6-4			G5-3				G5-3		4	0	0	0	0	0	2						
Pat Burrell, R OBP: 0.376, SLG: 0.486										3	0	1	0	0	0	0						
29 Chris Roberson, S OBP: 0.200, SLG: 0.250										0	0	0	0	0	0	0						
27 Chris Coste, R OBP: 0.373, SLG: 0.500										3	0	0	0	0	1	1						
Abraham Nunez, S OBP: 0.299, SLG: 0.271										2	1	0	0	1	0	1						
21 Jon Lieber, L Aaron Fultz, L Randal Simon, L Joe Thurston, L 63 Ryan Madson, L 40 Matt Smith, L										2	0	1	0	0	1	0						
Inning Stats	R: 0 E: 0 K: 0 S: 17	H: 1 LOB: 2 BB: 1 P: 26	R: 0 E: 0 K: 0 S: 7	H: 0 LOB: 0 BB: 0 P: 12	R: 0 E: 0 K: 1 S: 8	H: 1 LOB: 0 BB: 0 P: 12	R: 0 E: 0 K: 1 S: 10	H: 0 LOB: 0 BB: 0 P: 17	R: 1 E: 1 K: 1 S: 13	H: 1 LOB: 2 BB: 1 P: 25	R: 0 E: 0 K: 2 S: 10	H: 0 LOB: 0 BB: 0 P: 17	R: 0 E: 0 K: 0 S: 8	H: 1 LOB: 1 BB: 0 P: 12	R: 0 E: 0 K: 0 S: 9	H: 1 LOB: 1 BB: 0 P: 15	R: 0 E: 0 K: 0 S: 7	H: 0 LOB: 0 BB: 0 P: 10	1B: 5 2B: 1 3B: 0 HR: 0	SF: 0 SAC: 0 DP: 2 HBP: 0	WP: 0 PB: 0 SB: 1 CS: 1	PA: 33
PITCHER	IP WLS BF H R ER SO BB IBB HBP BLK WP HR S P ERA WHIP	5.0 20 3 1 0 3 2 0 0 0 0 0 0 55 92 0.00 1.000	1.0 W 4 1 0 0 2 0 0 0 0 0 0 0 14 24 0.00 1.000	1.0 H 2 0 0 0 0 0 0 0 0 0 0 0 4 5 0.00 0.000	1.0 H 3 1 0 0 0 0 0 0 0 0 0 0 9 15 0.00 1.000	1.0 S 3 0 0 0 0 0 0 0 0 0 0 0 7 10 0.00 0.000																

AB	30
R	1
H	5
RBI	0
BB	2
SO	5
LOB	9



Batter	1	2	3	4	5	6	7	8	9	AB	R	H	RBI	BB	SO	LOB	BOTTOM					
Bernie Castro, S OBP: 0.302, SLG: 0.309	F7		B4-3					F8		4	0	1	0	0	0	0	Philadelphia Phillies @ Washington Nationals Robert F. Kennedy Memorial Stadium, Washington, DC Thu Sep 28 2006, 7:05 PM EDT Att: 18,324 - Cloudy - 56 F					
7 Nook Logan, S OBP: 0.344, SLG: 0.398			F8					F8		4	1	1	0	0	1	0						
Felipe Lopez, S OBP: 0.360, SLG: 0.387										4	1	2	0	0	1	0						
11 Ryan Zimmerman, R OBP: 0.354, SLG: 0.475										4	0	2	0	0	0	1						
Jose Vidro, S OBP: 0.347, SLG: 0.395 Jon Rauch, R										4	0	0	0	0	0	4						
Brian Schneider, L OBP: 0.324, SLG: 0.333										4	0	2	2	0	0	0						
Ryan Church, L OBP: 0.361, SLG: 0.508										4	1	2	1	0	1	4						
George Lombard, L OBP: 0.316, SLG: 0.375										3	0	0	0	0	1	3						
48 Michael O'Connor, L Henry Matos, S 40 Billy Traber, L 52 Saul Rivera, S Melvin Dorta, R 35 Ryan Wagner, R 13 Robert Fick, L										1	0	0	0	0	1	0						
Inning Stats	R: 0 E: 0 K: 1 S: 11	H: 1 LOB: 1 BB: 0 P: 15	R: 1 E: 0 K: 0 S: 8	H: 1 LOB: 0 BB: 0 P: 12	R: 0 E: 0 K: 1 S: 5	H: 0 LOB: 0 BB: 0 P: 8	R: 0 E: 0 K: 0 S: 10	H: 0 LOB: 0 BB: 0 P: 15	R: 0 E: 1 K: 1 S: 8	H: 2 LOB: 2 BB: 0 P: 17	R: 2 E: 0 K: 1 S: 17	H: 4 LOB: 2 BB: 0 P: 26	R: 0 E: 0 K: 0 S: 7	H: 0 LOB: 0 BB: 0 P: 10	R: 0 E: 0 K: 2 S: 11	H: 2 LOB: 2 BB: 0 P: 17		R: 0 E: 0 K: 2 S: 11	H: 2 LOB: 2 BB: 0 P: 17	1B: 7 2B: 2 3B: 0 HR: 1	SF: 0 SAC: 0 DP: 0 HBP: 0	WP: 0 PB: 0 SB: 1 CS: 0
PITCHER	IP WLS BF H R ER SO BB IBB HBP BLK WP HR S P ERA WHIP	5.1 L 23 7 3 3 2 0 0 0 0 0 0 0 14 20 0.00 0.600	1.2 6 1 0 0 1 0 0 0 0 0 0 0 8 13 0.00 3.000	0.2 4 2 0 0 1 0 0 0 0 0 0 0 3 4 0.00 0.000																		

AB	34
R	3
H	10
RBI	3
BB	0
SO	5
LOB	13



Batter	1	2	3	4	5	6	7	8	9	AB	R	H	RBI	BB	SO	LOB	TOP										
Cliff Floyd, L (1, 7) OBP: 0.324, SLG: 0.407	P5	16 1B	1-2			K		L7		3	1	1	1	1	1	0											
10 Endy Chavez, L (6, 8) OBP: 0.348, SLG: 0.431	G4-3	20 1B	5 1B	1-2		F9		F8		4	0	1	1	0	0	2											
16 Paul Lo Duca, R (1, 2) OBP: 0.355, SLG: 0.428	F7	P6				K		F7		4	0	0	0	0	1	1											
25 Pedro Feliciano, L (6, 1) Chad Bradford, R (7, 1) 59 Guillermo Mota, R (6, PH) Michael Tucker, L (8, 1) Aaron Heilman, R (8, 1)										4	0	0	0	0	0	0											
5 David Wright, R (1, 5) OBP: 0.381, SLG: 0.531										3	1	2	0	0	0	0											
Chris Woodward, R (4, 5) OBP: 0.289, SLG: 0.311										2	0	1	0	0	0	0											
20 Shawn Green, L (1, 9) OBP: 0.344, SLG: 0.432										5	1	3	0	0	0	0											
Julio Franco, R (1, 3) OBP: 0.330, SLG: 0.370										5	1	1	1	0	2	5											
22 Jose Valentin, S (1, 4) OBP: 0.330, SLG: 0.490										3	1	3	1	1	0	0											
1 Anderson Hernandez, S (1, 6) OBP: 0.164, SLG: 0.242										4	1	1	2	0	1	3											
46 Oliver Pérez, L (1, 1) OBP: 0.150, SLG: 0.105										1	0	0	0	1	0	1											
Ricky Ledes, L (5, PH) OBP: 0.242, SLG: 0.329										1	0	0	0	0	0	1											
Roberto Hernandez, R (5, 1) OBP: 0.242, SLG: 0.329										0	0	0	0	0	0	0											
11 Ramon Castro, R (6, 2) OBP: 0.322, SLG: 0.389										1	0	0	0	0	1	1											
Inning Stats	R: 0 E: 0 K: 0 S: 6	H: 0 LOB: 0 BB: 0 P: 10	R: 6 E: 0 K: 1 S: 23	H: 9 LOB: 3 BB: 0 P: 32	R: 0 E: 0 K: 0 S: 10	H: 1 LOB: 2 BB: 0 P: 20	R: 0 E: 0 K: 0 S: 7	H: 0 LOB: 0 BB: 0 P: 8	R: 0 E: 0 K: 0 S: 7	H: 1 LOB: 1 BB: 0 P: 10	R: 0 E: 0 K: 2 S: 10	H: 0 LOB: 0 BB: 0 P: 14	R: 0 E: 0 K: 1 S: 9	H: 0 LOB: 1 BB: 0 P: 14	R: 0 E: 0 K: 2 S: 9	H: 0 LOB: 1 BB: 1 P: 16	R: 0 E: 0 K: 0 S: 13	H: 2 LOB: 2 BB: 0 P: 19	1B: 10 2B: 2 HR: 0	SF: 0 SAC: 0 HBP: 0	WP: 0 PB: 0 CS: 0	PA: 42					
PITCHER	IP	WLS	BF	H	R	ER	SO	BB	IBB	HBP	BLK	WP	HR	S	P	ERA	WHIP										
Ramon Ortiz, R (1, 1) ERA: 5.57	1.1	L	11	7	6	6	0	0	0	0	0	0	0	18	28	40.50	5.250										
40 Billy Traber, L (2, 1) ERA: 6.44	2.2		12	3	0	0	1	2	0	0	0	0	0	28	42	0.00	1.875										
52 Saul Rivera, R (5, 1) ERA: 3.43	3.0		10	1	0	0	3	0	0	0	0	0	0	26	38	0.00	0.333										
Jon Rauch, R (8, 1) ERA: 3.35	1.0		4	0	0	0	2	1	0	0	0	0	0	9	16	0.00	1.000										
32 Chad Cordero, R (9, 1) ERA: 3.19	1.0		5	2	0	0	0	0	0	0	0	0	0	13	19	0.00	2.000										

New York Mets @ Washington Nationals
 Robert F. Kennedy Memorial Stadium, Washington, DC
 Sun Oct 01 2006, 1:05 PM EDT
 Att: 29,044 - Sunny - 73 F

AB 39
 R 6
 H 13
 RBI 6
 BB 3
 SO 6
 LOB 15



Batter	1	2	3	4	5	6	7	8	9	AB	R	H	RBI	BB	SO	LOB	BOTTOM											
Bernie Castro, S (1, 4) OBP: 0.286, SLG: 0.291	G5-3					L9				5	0	2	1	0	1	5												
Felipe Lopez, S (1, 6) OBP: 0.558, SLG: 0.381	K									3	0	0	0	0	1	1												
Jon Rauch, R (8, 1)										0	0	0	0	0	0	0												
32 Chad Cordero, R (9, 1)										1	0	0	0	0	1	1												
Alfonso Soriano, R (1, 7) OBP: 0.351, SLG: 0.550	L5									2	0	0	0	0	0	3												
George Lombard, L (4, 7) OBP: 0.308, SLG: 0.286										1	0	0	0	1	0	1												
11 Ryan Zimmerman, R (1, 5) OBP: 0.351, SLG: 0.471										2	0	0	0	0	0	0												
52 Saul Rivera, S (5, 1)										1	0	0	0	0	1	1												
Henry Mateo, S (8, 5) OBP: 0.214, SLG: 0.346										1	0	0	0	0	0	0												
Jose Vidro, S (1, 3) OBP: 0.348, SLG: 0.395										3	1	2	0	0	0	0												
Brandon Harper, R (6, PR) OBP: 0.362, SLG: 0.512										1	0	0	0	0	0	0												
Brian Schneider, L (1, 2) OBP: 0.320, SLG: 0.329										4	0	0	0	0	2	2												
13 Robert Fick, L (1, 9) OBP: 0.324, SLG: 0.344										4	0	2	0	0	0	1												
Ryan Church, L (1, 8) OBP: 0.366, SLG: 0.526										4	1	3	1	0	1	1												
Ramon Ortiz, R (1, 1) OBP: 0.153, SLG: 0.161										0	0	0	0	0	0	0												
40 Billy Traber, L (2, 1) OBP: 0.143, SLG: 0.077										1	0	0	0	0	1	2												
Melvin Dorta, R (4, PH) OBP: 0.250, SLG: 0.263										2	0	0	0	1	1	1												
Inning Stats	R: 0 E: 0 K: 1 S: 9	H: 0 LOB: 0 BB: 0 P: 10	R: 0 E: 0 K: 1 S: 8	H: 0 LOB: 0 BB: 0 P: 11	R: 0 E: 0 K: 2 S: 19	H: 2 LOB: 3 BB: 0 P: 27	R: 1 E: 0 K: 0 S: 17	H: 3 LOB: 3 BB: 1 P: 29	R: 0 E: 0 K: 0 S: 8	H: 0 LOB: 0 BB: 1 P: 14	R: 0 E: 0 K: 2 S: 10	H: 1 LOB: 1 BB: 0 P: 13	R: 0 E: 0 K: 0 S: 16	H: 1 LOB: 1 BB: 0 P: 22	R: 0 E: 0 K: 0 S: 7	H: 0 LOB: 0 BB: 0 P: 13	R: 1 E: 0 K: 2 S: 14	H: 2 LOB: 1 BB: 0 P: 20	1B: 8 2B: 2 HR: 0	SF: 0 SAC: 0 HBP: 1	WP: 1 PB: 0 CS: 0	PA: 38						
PITCHER	IP	WLS	BF	H	R	ER	SO	BB	IBB	HBP	BLK	WP	HR	S	P	ERA	WHIP											
46 Oliver Pérez, L (1, 1) ERA: 6.55	4.0		19	5	1	1	4	1	0	1	0	0	0	8	14	0.00	1.000											
Roberto Hernandez, R (5, 1) ERA: 3.11	1.0		3	0	0	0	0	1	0	0	0	0	0	0	10	13	0.00	1.000										
25 Pedro Feliciano, L (6, 1) ERA: 2.05	1.0		4	1	0	0	2	0	0	0	0	0	0	0	16	22	0.00	1.000										
Chad Bradford, R (7, 1) ERA: 2.9	1.0		4	1	0	0	0	0	0	0	0	0	0	7	13	0.00	0.000											
59 Guillermo Mota, R (8, 1) ERA: 4.53	1.0	W	3	0	0	0	0	0	0	0	0	0	0	7	13	0.00	0.000											
PITCHER	IP	WLS	BF	H	R	ER	SO	BB	IBB	HBP	BLK	WP	HR	S	P	ERA	WHIP											
Aaron Heilman, R (9, 1) ERA: 3.62	1.0		5	2	1	1	2	0	0	0	0	0	0	14	20	9.00	2.000											

New York Mets @ Washington Nationals
 Robert F. Kennedy Memorial Stadium, Washington, DC
 Sun Oct 01 2006, 1:05 PM EDT
 Att: 29,044 - Sunny - 73 F

AB 35
 R 2
 H 9
 RBI 2
 BB 2
 SO 8
 LOB 19

