


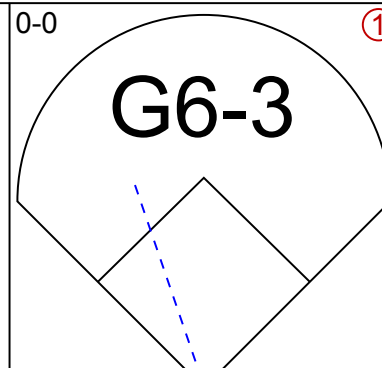

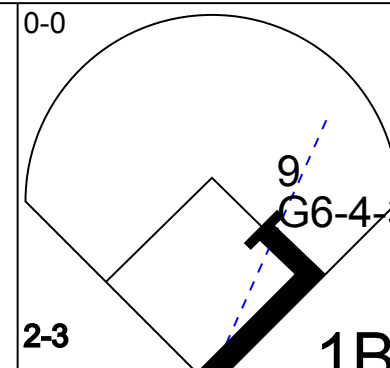

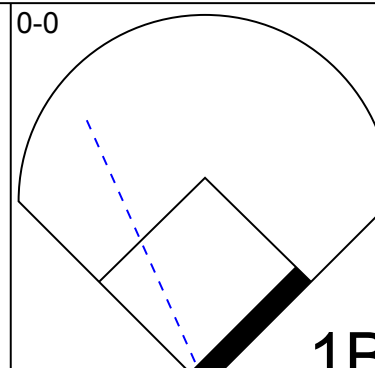

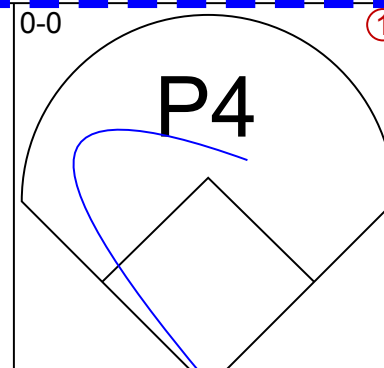
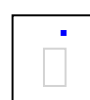
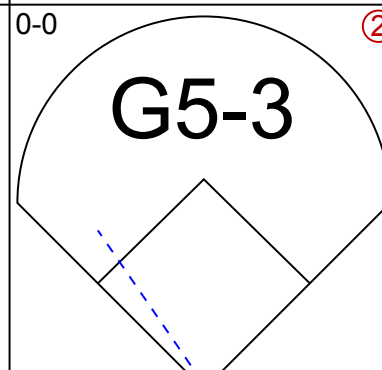
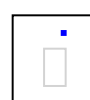
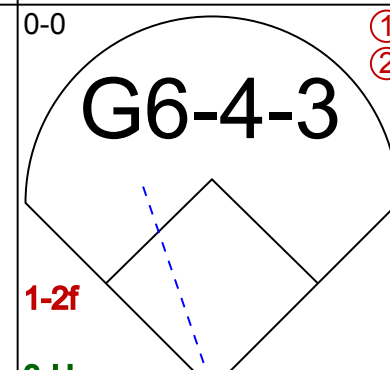
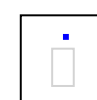
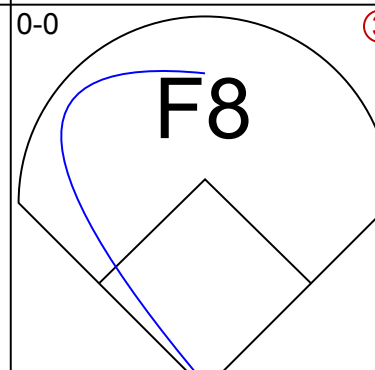
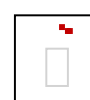
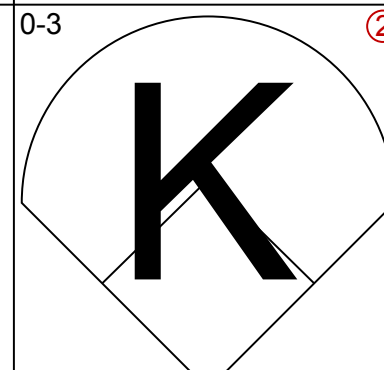
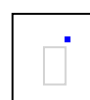
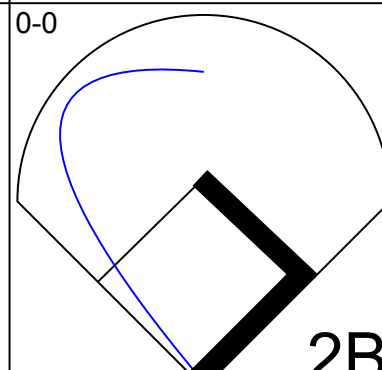
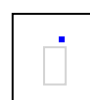
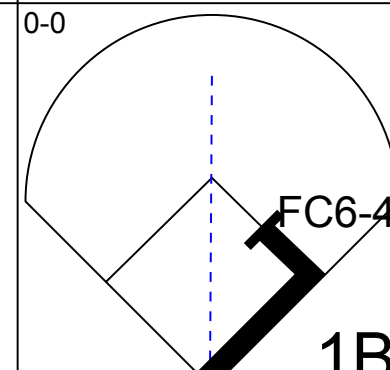
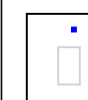
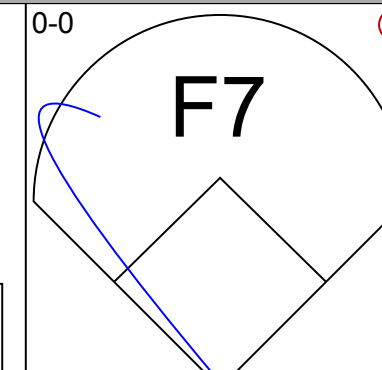
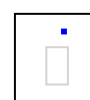
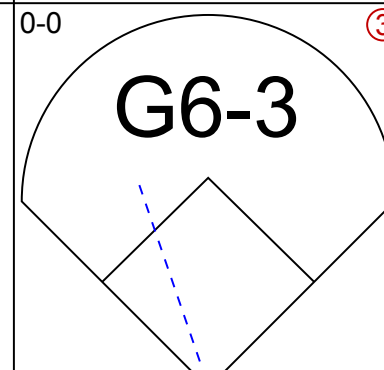

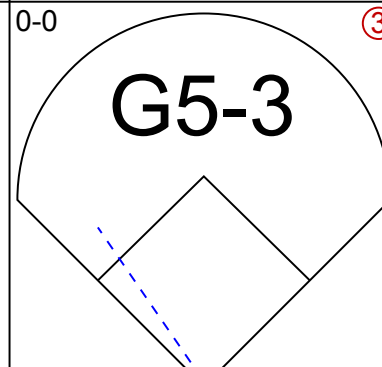

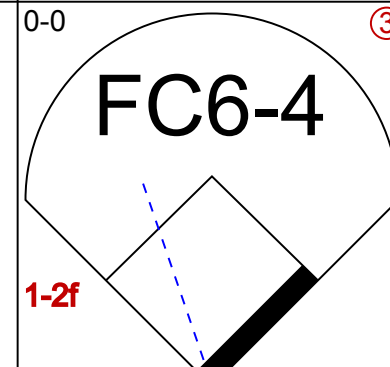

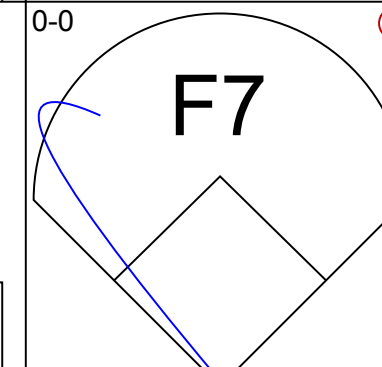


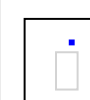
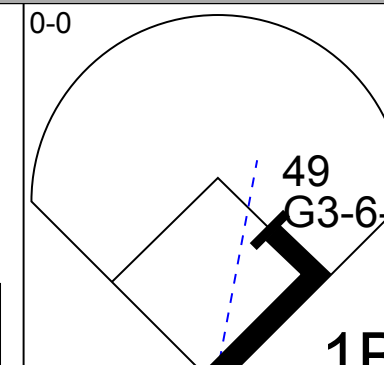
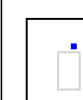
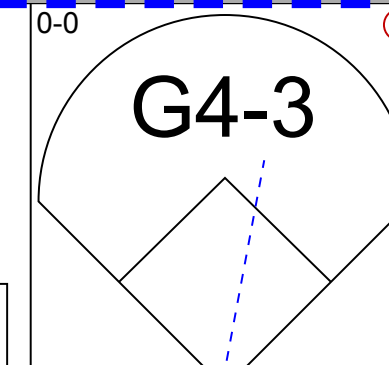
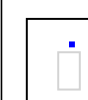
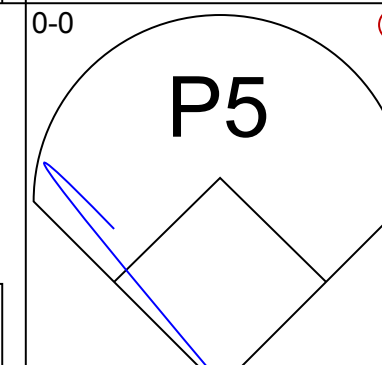


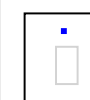
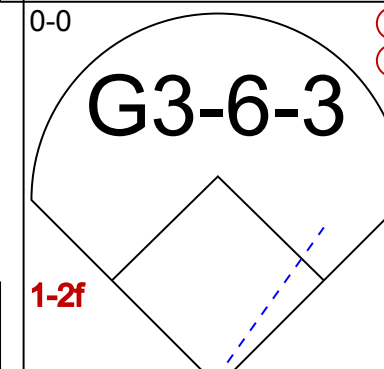
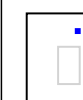
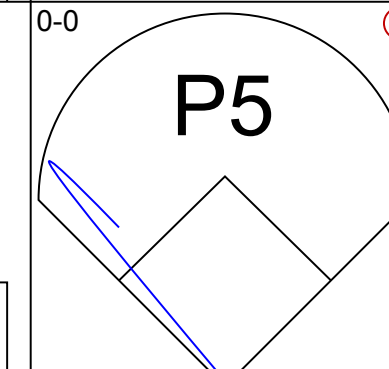

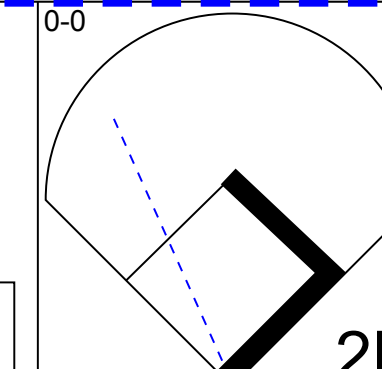


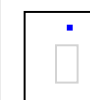
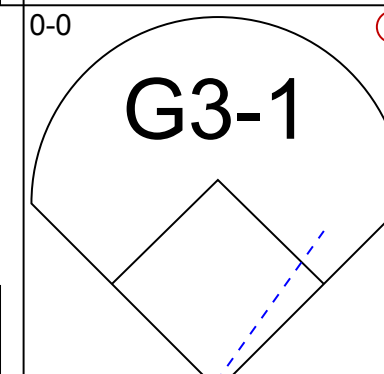
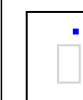
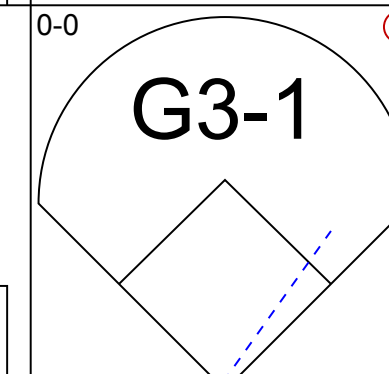
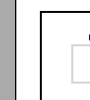
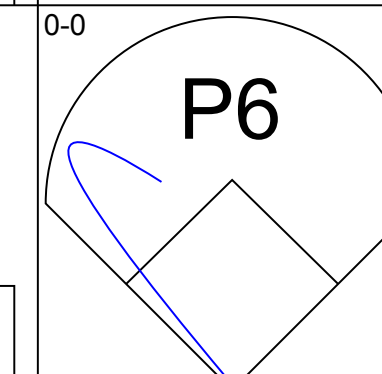



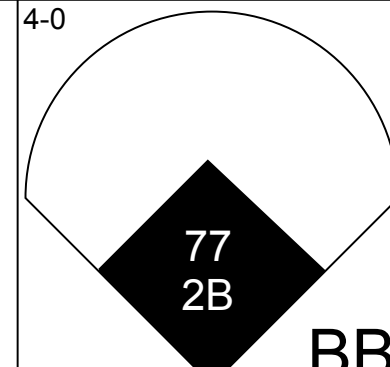

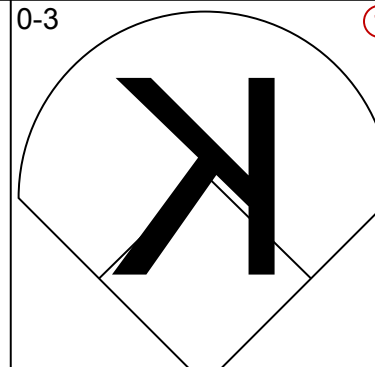

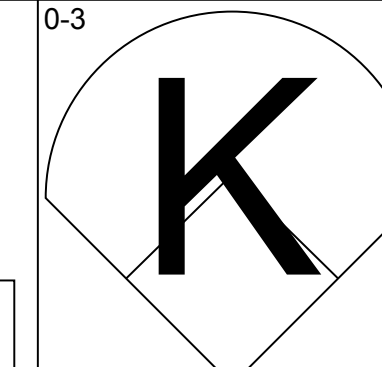
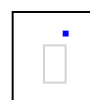
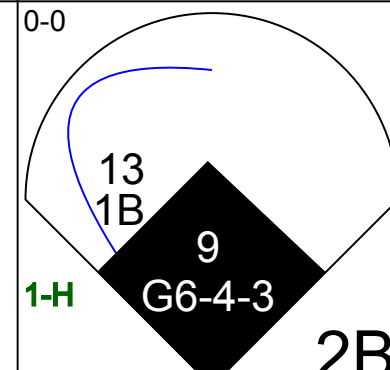
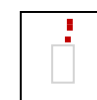
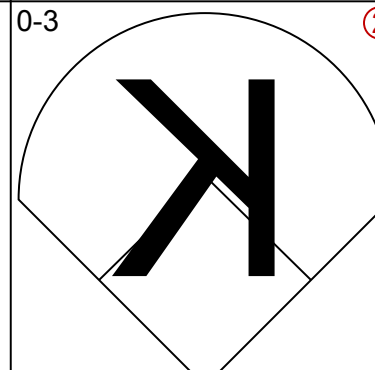
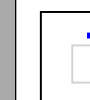
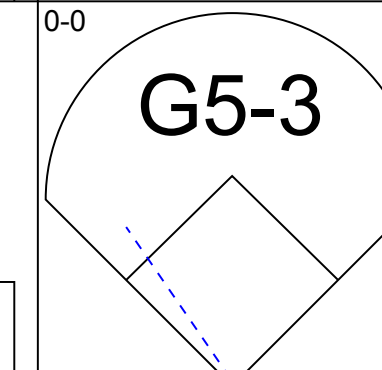
Washington Nationals - 2007


Batter	1		2		3		4		5		6		7		8		9		AB	R	H	RBI	BB	SO	LOB	TOP									
Felipe Lopez, S (1, 4) Tony Womack, L (4, 4) 3 Jesus Flores, R (9, PH) OBP: 1.000, SLG: 1.000		0-0 G3-1 				4-0 BB		0-3 K 				1-0 HBP						0-0 G4-6-3 1B	2	1	0	0	1	1	0	<div>Washington Nationals @ Los Angeles Dodgers</div> <div>Holman Stadium, Vero Beach, FL</div> <div>Fri Mar 02 2007, 1:05 PM EST</div> <div>Att. 4,101 - Sunny - 83 F</div>									
4 D'Angelo Jimenez, S (1, 6) Josh Wilson, R (4, 6) OBP: 1.000, SLG: 1.000 OBP: 0.500, SLG: 0.500		4-0 BB				0-0 1B		0-0 1B				0-0 G5-3-2 2-Hf						0-0 1B	2	2	2	1	1	0	0										
11 Ryan Zimmerman, R (1, 5) Bernie Castro, S (4, 5)		0-0 P6 				0-0 1B		0-0 HR				0-0 G5-3						0-0 G4-6-3 1B	3	2	2	3	0	0	1										
25 Austin Kearns, R (1, 9) 29 Michael Restovich, R (4, 9)		0-3 K				0-0 1B		0-0 G6-3 				0-0 P4						0-0 F9	3	1	1	0	0	1	1										
Ryan Church, L (1, 7) Chris Snelling, L (7, PH) OBP: 0.333, SLG: 0.667 OBP: 1.000, SLG: 1.000				0-0 2B		0-0 FC3				0-0 P4				0-0 1B					3	0	1	1	0	0	1										
44 Alex Escobar, R (1, 10) Joe Thurston, L (7, PH) (7, 10)				0-0 1B		0-0 FC3-6				0-0 F9				0-0 G4					3	0	1	1	0	0	1										
Brian Schneider, L (1, 2) Danny Ardoin, R (7, 2)				4-0 BB		0-0 F8				0-3 K 						0-0 F8 			2	0	0	0	1	1	1	<div>AB36</div> <div>R7</div> <div>H11</div> <div>RBI6</div> <div>BB3</div> <div>SO4</div> <div>LOB15</div>									
33 Larry Broadway, L (1, 3) Jorge Toca, R (6, 3)				0-0 G1-6-3		0-0 G4-3				0-0 1B						0-0 P4			3	0	1	0	0	0	3										
7 Nook Logan, S (1, 8) Wayne Lydon, S (6, 8)						0-0 BB		0-0 F9				0-0 FC3-6 HBP				0-3 K 			3	1	0	0	0	0	1										
Inning Stats	R: 0 E: 0 K: 1 S: 5	H: 0 LOB: 1 BB: 1 P: 9	R: 0 E: 0 K: 0 S: 3	H: 2 LOB: 1 BB: 1 P: 7	R: 5 E: 2 K: 0 S: 8	H: 3 LOB: 1 BB: 1 P: 12	R: 2 E: 0 K: 1 S: 7	H: 2 LOB: 0 BB: 0 P: 7	R: 0 E: 0 K: 1 S: 5	H: 0 LOB: 0 BB: 0 P: 5	R: 0 E: 0 K: 0 S: 3	H: 1 LOB: 1 BB: 0 P: 4	R: 0 E: 0 K: 0 S: 4	H: 1 LOB: 1 BB: 0 P: 4	R: 0 E: 0 K: 1 S: 5	H: 0 LOB: 0 BB: 0 P: 5	R: 0 E: 0 K: 0 S: 4	H: 2 LOB: 1 BB: 0 P: 4	1B: 9 2B: 2 3B: 0 HR: 1	SF: 0 SAC: 0 DP: 3 HBP: 1	WP: 0 PB: 0 SB: 0 CS: 0	PA: 40	ERA: 0.00 WHIP: 2.000												
PITCHER	IP	WLS	BF	H	R	ER	SO	BB	IBB	HBP	BLK	WP	HR	S	P	ERA	WHIP																		
29 Jason Schmidt, R ERA:	(1, 1) 2.0		8	2	0	0	1	2	0	0	0	0	0	8	16	0.00	2.000																		
Mark Hendrickson, L ERA: 27.0	(3, 1) 1.2	B	13	5	7	5	1	1	0	0	0	0	1	14	18	27.00	3.600																		
63 Matt White, L ERA:	(4, 1) 1.1		4	0	0	0	1	0	0	0	0	0	0	6	6	0.00	0.000																		
59 Greg Miller, L ERA:	(6, 1) 2.0	W	8	2	0	0	0	0	0	1	0	0	0	7	8	0.00	1.000																		
38 Rudy Seanez, R ERA:	(8, 1) 1.0	H	3	0	0	0	1	0	0	0	0	0	0	5	5	0.00	0.000																		
																		PITCHER	IP	WLS	BF	H	R	ER	SO	BB	IBB	HBP	BLK	WP	HR	S	P	ERA	WHIP
																		Joe Beimel, L ERA:	(9, 1) 1.0		4	2	0	0	0	0	0	0	0	0	4	4	0.00	2.000	

Batter	1		2		3		4		5		6		7		8		9		AB R H RBI BB SO LOB	BOTTOM
<div>13 Wilson Valdez, R<div>OBP: 0.600, SLG: 0.800</div></div> <div>72 Chin-Lung Hu, R<div>OBP: 0.500, SLG: 1.000</div></div>	<div>(1, 6)</div> <div>X</div>	<div>0-0</div> <div>E6</div> <div>9 1B</div> <div>9 S</div> <div></div>		<div>X</div> <div>0-0</div> <div>12 BB</div> <div>SF8</div> <div>9 SH1-3</div> <div>1B</div> <div></div>		<div>X</div> <div>0-0</div> <div>F8</div> <div>57 HR</div> <div>13 WP</div> <div>1B</div> <div></div>	<div>X</div> <div>0-0</div> <div>F9</div> <div></div> <div></div> <div></div>		<div>X</div> <div>0-0</div> <div>7 2B</div> <div></div> <div></div> <div>2B</div>		<div>3 3 2 0 0 0 0</div> <div>2 1 1 0 0 0 2</div>	<div>Washington Nationals @ Los Angeles Dodgers</div> <div>Holman Stadium, Vero Beach, FL</div> <div>Fri Mar 02 2007, 1:05 PM EST</div> <div>Att. 4,101 - Sunny - 83 F</div> <div>livebaseballscorecards.com</div>								
<div>9 Juan Pierre, L<div>OBP: 0.667, SLG: 0.667</div></div> <div>13 Choo Freeman, R<div>OBP: 0.400, SLG: 0.250</div></div>	<div>(1, 8)</div> <div>C</div> <div>X</div>	<div>0-1</div> <div>G4-3</div> <div>12 G6-3</div> <div>5 WP</div> <div>1B</div> <div>1-H</div>	<div>X</div> <div>0-0</div> <div>SH1-3</div> <div></div> <div>1-2</div> <div></div>	<div>B</div> <div>1-3</div> <div>X</div>	<div>0-0</div> <div></div> <div>1B</div> <div>1B</div> <div>1-2 2-3</div>	<div>S</div> <div>0-3</div> <div>K</div> <div></div> <div></div>	<div>1 1 1 1 0 0 0</div> <div>3 0 1 0 0 2 2</div>													
<div>5 Nomar Garciaparra, R<div>OBP: 0.500, SLG: 0.333</div></div> <div>65 Tony Abreu, S</div>	<div>(1, 3)</div> <div>B</div> <div>X</div>	<div>1-0</div> <div>G4-3</div> <div></div> <div>1-3</div> <div></div>	<div>X</div> <div>0-0</div> <div>E6</div> <div>SF8</div> <div>12 BB</div> <div></div>	<div>X</div> <div>0-0</div> <div>F8</div> <div></div> <div>2-3</div> <div></div>	<div>X</div> <div>0-0</div> <div></div> <div>1B</div> <div>1-2 2-3 3-H</div>	<div>B</div> <div>4-0</div> <div>7 2B</div> <div>BB</div> <div></div>	<div>2 0 0 0 0 0 2</div> <div>2 1 1 1 1 0 1</div> <div>0 0 0 0 0 0 0</div>													
<div>12 Jeff Kent, R</div> <div>7 James Loney, L<div>OBP: 0.400, SLG: 0.500</div></div>	<div>(1, 4)</div> <div>X</div>	<div>0-0</div> <div>G6-3</div> <div></div> <div>3-H</div> <div></div>	<div>B</div> <div>4-0</div> <div></div> <div>1-2 2-3</div> <div>BB</div>	<div>B</div> <div>4-0</div> <div>57 HR</div> <div>BB</div> <div></div>	<div>X</div> <div>0-0</div> <div>G4-3</div> <div></div> <div></div> <div></div>	<div>X</div> <div>0-0</div> <div>57 HR</div> <div>2B</div> <div>1-H 2-H</div>	<div>1 0 0 1 1 0 0</div> <div>2 2 1 2 1 0 3</div>													
<div>Luis Gonzalez, L</div> <div>57 Larry Bigbie, L<div>OBP: 1.000, SLG: 2.750</div></div>	<div>(1, 7)</div> <div>X</div>	<div>0-0</div> <div>G3</div> <div></div> <div></div> <div></div>	<div>X</div> <div>0-0</div> <div>SF8</div> <div></div> <div>2-3 3-H</div> <div></div>	<div>X</div> <div>0-0</div> <div></div> <div>1-H</div> <div>3-H</div> <div>HR</div>	<div>X</div> <div>0-0</div> <div></div> <div></div> <div></div>	<div>X</div> <div>0-0</div> <div>17 2B</div> <div>2B</div> <div>2-H</div> <div>HR</div>	<div>1 0 0 1 0 0 0</div> <div>3 3 3 5 0 0 0</div>													
<div>Wilson Betemit, S</div> <div>Fernando Tatis, R</div>	<div>(1, 5)</div>	<div>X</div> <div>0-0</div> <div>G4-3</div> <div></div> <div></div> <div></div>	<div>X</div> <div>0-0</div> <div>P4</div> <div></div> <div></div> <div></div>		<div>X</div> <div>0-0</div> <div>F7</div> <div></div> <div></div> <div></div>	<div>S</div> <div>0-3</div> <div>K</div> <div></div> <div></div>	<div>S</div> <div>0-3</div> <div>K</div> <div></div> <div></div>	<div>2 0 0 0 0 0 2</div> <div>3 0 0 0 0 2 1</div>												
<div>Mike Lieberthal, R</div> <div>28 Andy LaRoche, R<div>OBP: 0.250, SLG: 0.250</div></div>	<div>(1, 10)</div> <div>(7, PH)</div> <div>(8, 10)</div>	<div>X</div> <div>0-0</div> <div>G1-3</div> <div></div> <div></div> <div></div>		<div>X</div> <div>0-0</div> <div>G6-3</div> <div></div> <div></div> <div></div>	<div>X</div> <div>0-0</div> <div>P4</div> <div></div> <div></div> <div></div>	<div>X</div> <div>0-0</div> <div>L5</div> <div></div> <div></div> <div></div>	<div>X</div> <div>0-0</div> <div>17 BB</div> <div>77 1B</div> <div>1B</div>	<div>3 0 0 0 0 0 0</div> <div>2 0 1 0 0 0 1</div>												
<div>16 Andre Ethier, L<div>OBP: 0.500, SLG: 0.500</div></div> <div>17 Jason Repko, R<div>OBP: 0.750, SLG: 1.000</div></div>	<div>(1, 9)</div> <div>(5, 9)</div>	<div>X</div> <div>0-0</div> <div></div> <div></div> <div>1B</div> <div></div>	<div>S</div> <div>0-3</div> <div>K</div> <div></div> <div></div>		<div>B</div> <div>4-0</div> <div>13 1B</div> <div>77 1B</div> <div>1B</div> <div>BB</div>	<div>X</div> <div>0-0</div> <div></div> <div>2B</div> <div>2-H</div> <div>2B</div>	<div>B</div> <div>4-0</div> <div>77 1B</div> <div></div> <div>1B</div> <div>BB</div>	<div>2 0 1 0 0 1 0</div> <div>1 1 1 1 2 0 0</div>												
<div>36 Ken Huckaby, R</div> <div>77 Kelly Stinnett, R<div>OBP: 0.667, SLG: 0.667</div></div>	<div>(1, 2)</div> <div>(5, 2)</div>	<div>X</div> <div>0-0</div> <div>P1</div> <div></div> <div></div> <div></div>		<div>X</div> <div>0-0</div> <div>G4-3</div> <div></div> <div></div> <div></div>	<div>X</div> <div>0-0</div> <div></div> <div>1B</div> <div>13 1B</div> <div>1B</div> <div>1-2</div>	<div>X</div> <div>0-0</div> <div>F8</div> <div></div> <div></div> <div></div>	<div>X</div> <div>0-0</div> <div></div> <div>1-2 2-H</div> <div>1B</div>	<div>2 0 0 0 0 0 1</div> <div>3 0 2 0 0 0 1</div>												
Inning Stats	R: 2 E: 1 K: 0 S: 6	H: 1 LOB: 0 BB: 0 P: 7	R: 0 E: 0 K: 0 S: 4	H: 1 LOB: 1 BB: 0 P: 4	R: 1 E: 1 K: 0 S: 5	H: 1 LOB: 2 BB: 1 P: 9	R: 0 E: 0 K: 1 S: 5	H: 0 LOB: 0 BB: 0 P: 5	R: 3 E: 0 K: 1 S: 7	H: 2 LOB: 0 BB: 1 P: 12	R: 1 E: 0 K: 0 S: 6	H: 3 LOB: 3 BB: 1 P: 10	R: 1 E: 0 K: 1 S: 7	H: 2 LOB: 1 BB: 0 P: 7	R: 4 E: 0 K: 2 S: 11	H: 5 LOB: 2 BB: 2 P: 19	1B: 9 2B: 4 3B: 0 HR: 2	SF: 1 SAC: 1 DP: 0 HBP: 0	WP: 2 PB: 0 SB: 1 CS: 0	PA: 45
PITCHER	IP WLS BF	ER LOB SO	H R ER SO	BB IBB HBP BLK	WP HR S P	ERA WHIP	PITCHER	IP WLS BF	H R ER SO	BB IBB HBP BLK	WP HR S P	ERA WHIP	PITCHER	IP WLS BF	H R ER SO	BB IBB HBP BLK	WP HR S P	ERA WHIP		
41 Shawn Hill, R <div>ERA: 2.0</div>	2.0		2	2	0	10	0.00	53 Emiliano Fruto, R <div>ERA: 54.0</div>	0.2		4	54.00	79 Felix Diaz, R <div>ERA: 0.1</div>	0.1		4	0.00	43 Jesus Colome, R <div>ERA: 9.0</div>	1.0	9.00
31 Chris Michalak, L <div>ERA: 27.0</div>		H	1	1	0	10	1.000				1	1.000					1	3.000		
45 Chris Schroder, R <div>ERA: 9.0</div>	1.0		6	2	3	7	27.00				1	27.00					1	4.000		
Luis Martinez, L <div>ERA: 9.0</div>	1.0	B	7	3	1	6	9.00				0	9.00					0	4.000		
43 Jesus Colome, R <div>ERA: 9.0</div>	1.0	L	5	2	1	7	9.00				0	9.00					0	2.000		

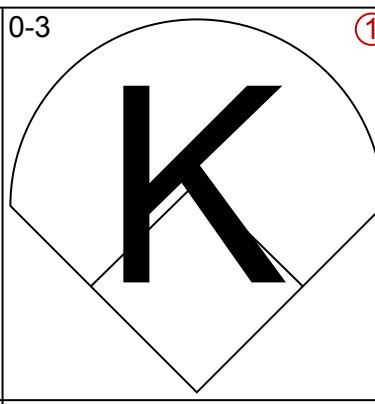
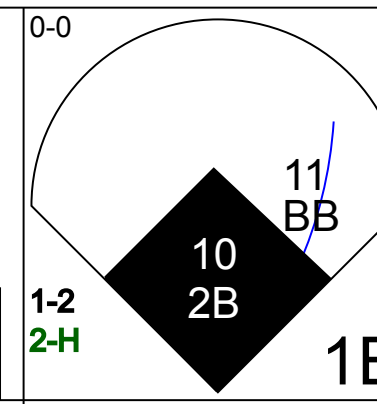
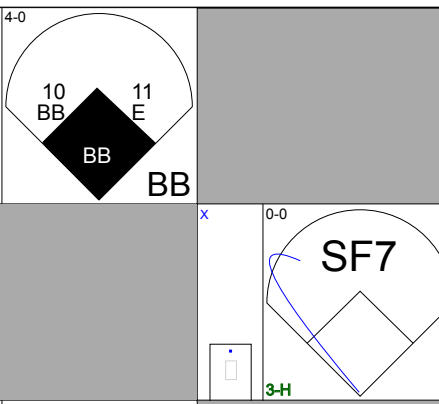
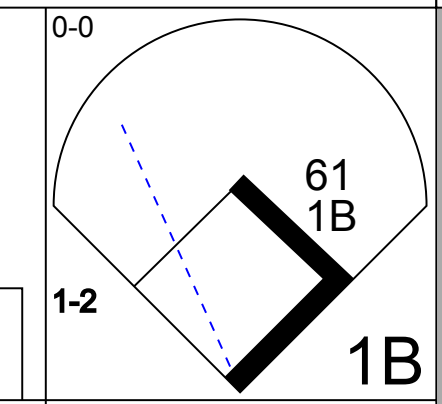
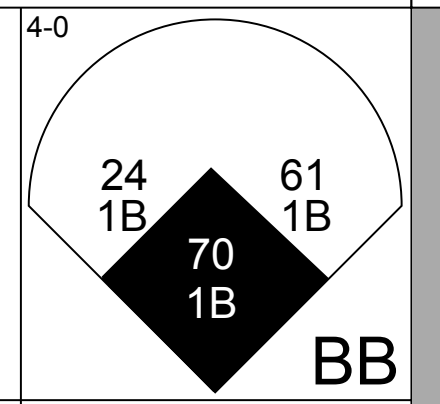
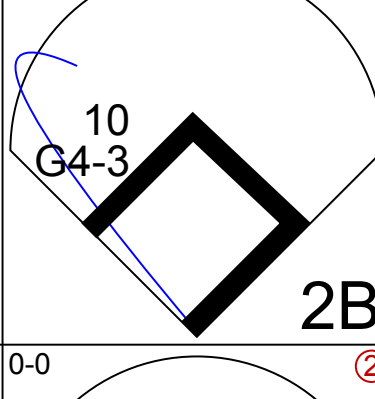
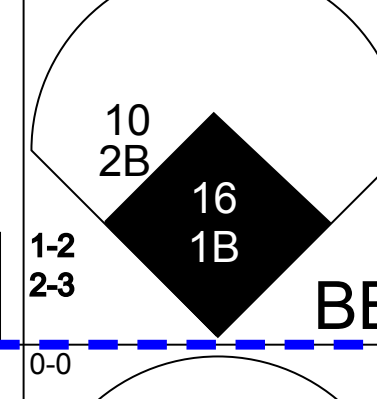
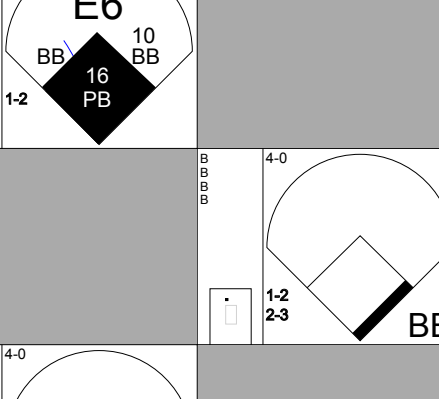
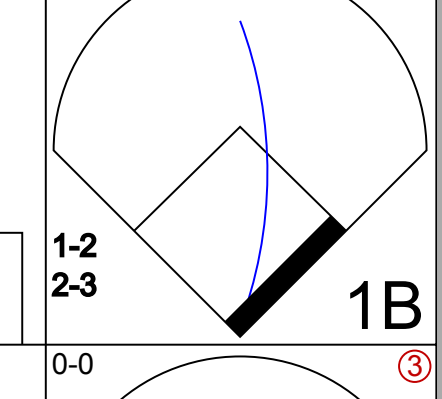
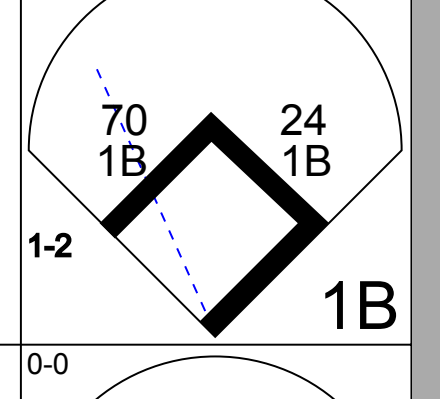
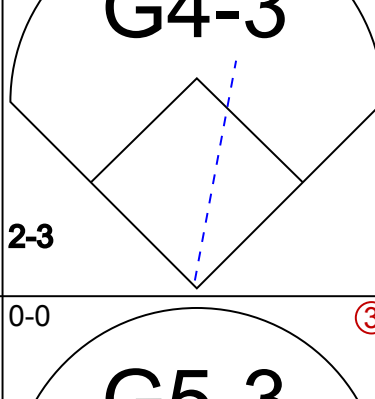
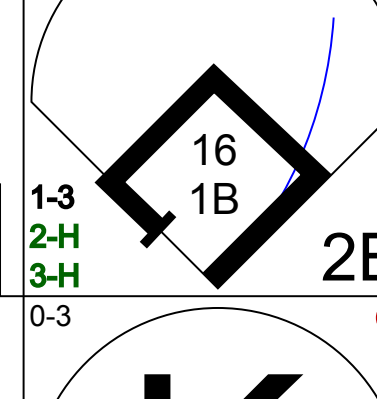
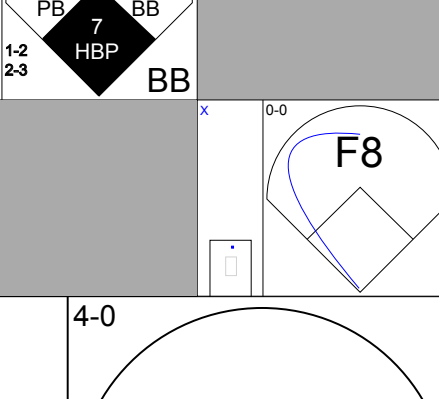
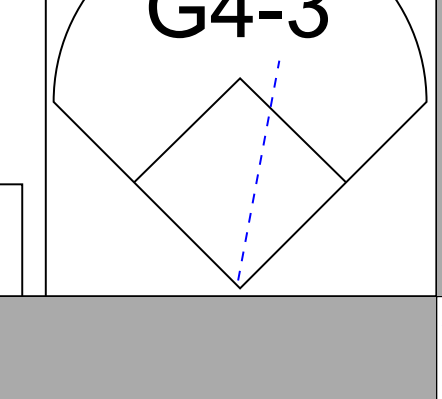
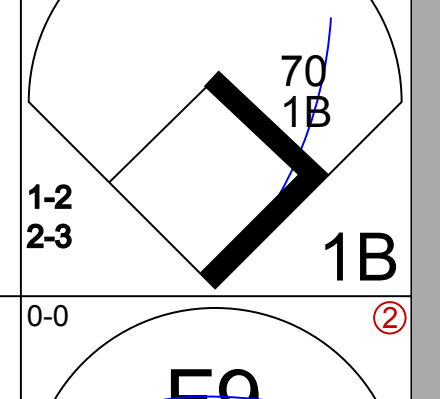
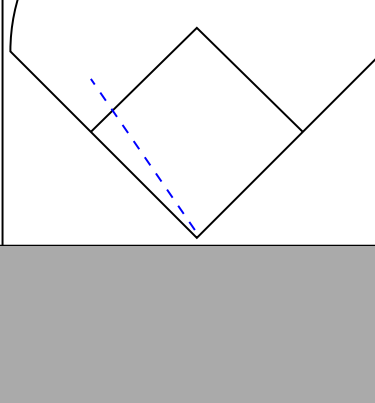
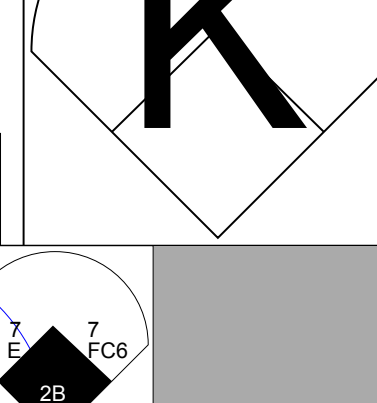
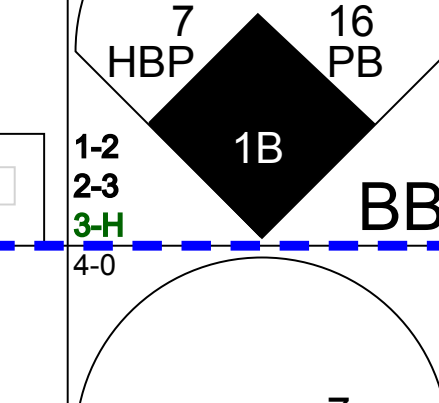
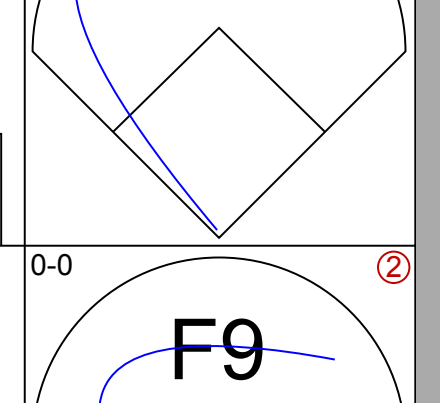
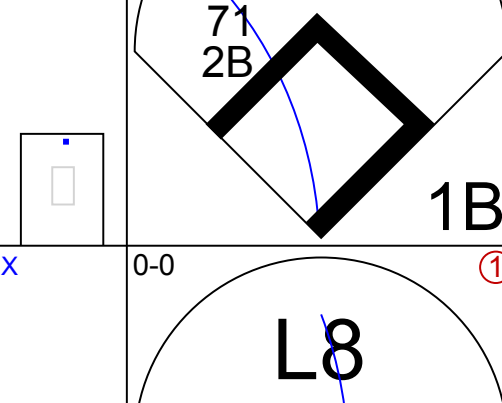
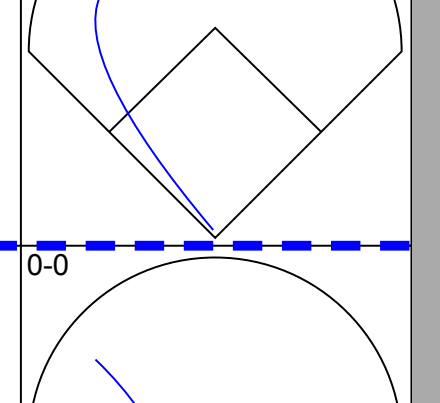
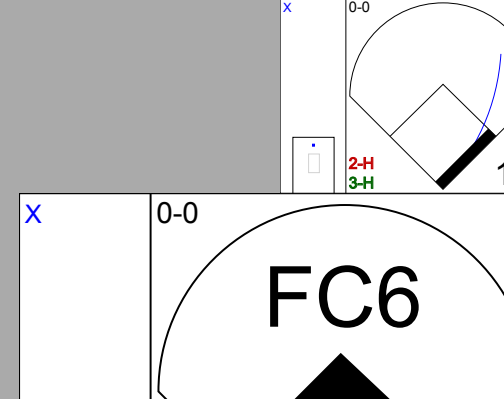
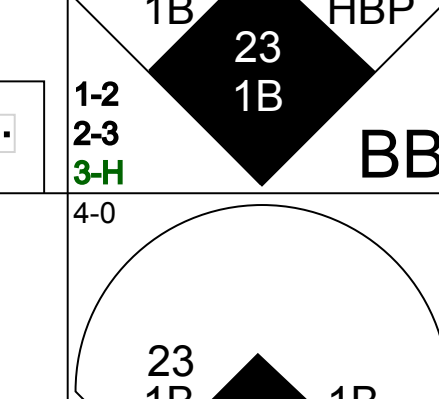
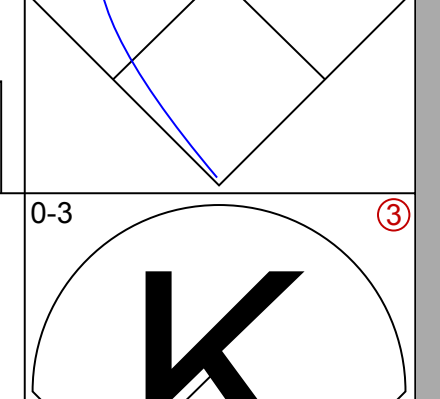
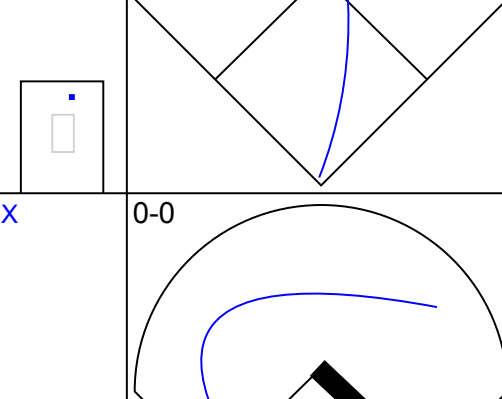
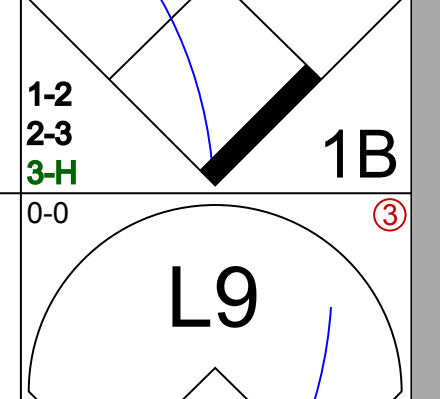
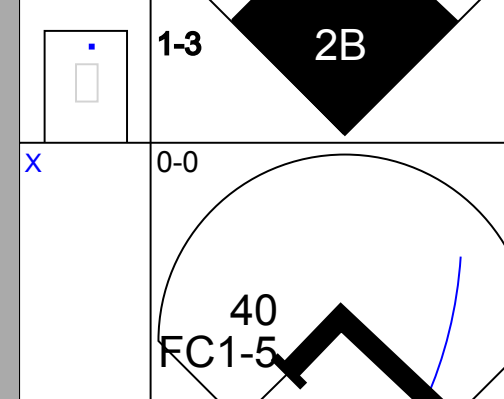
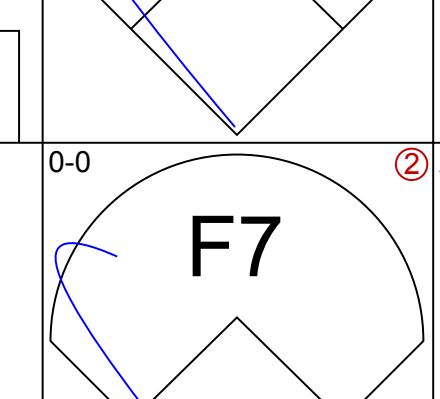
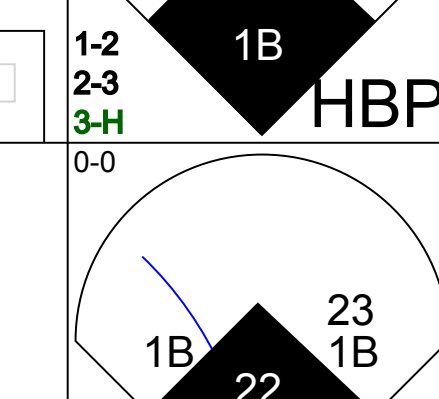
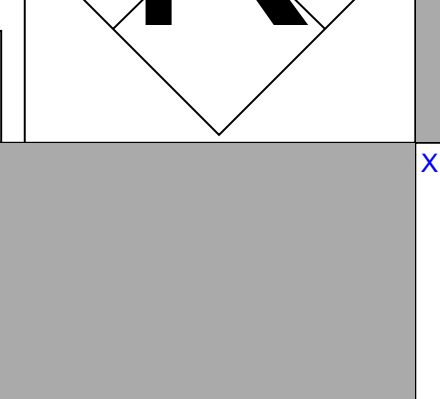
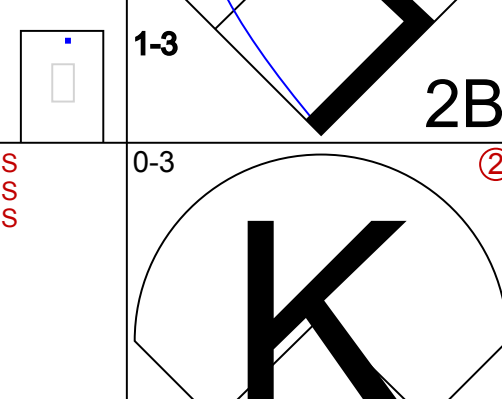
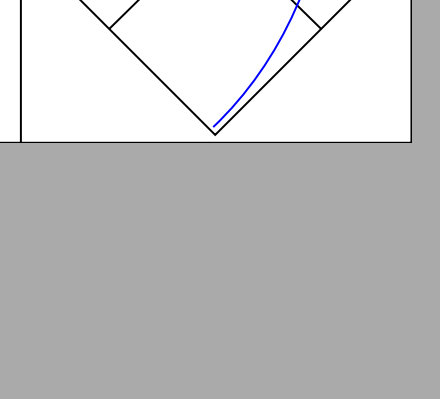
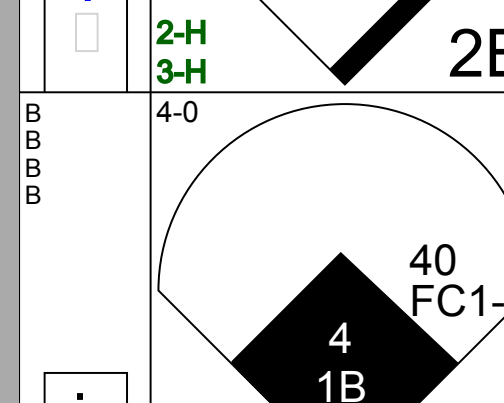
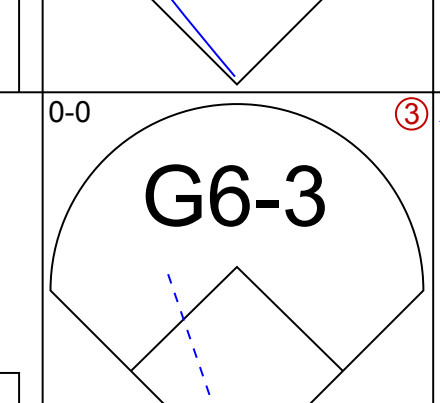
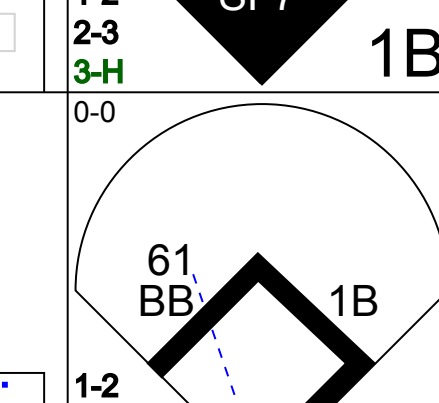
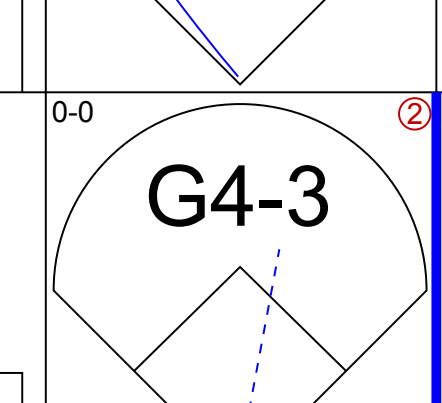
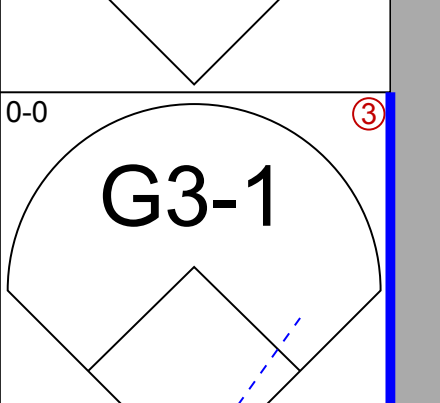
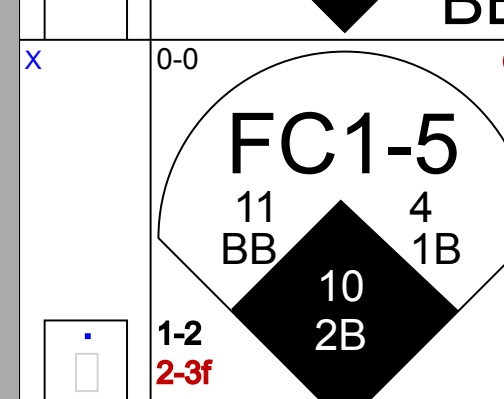
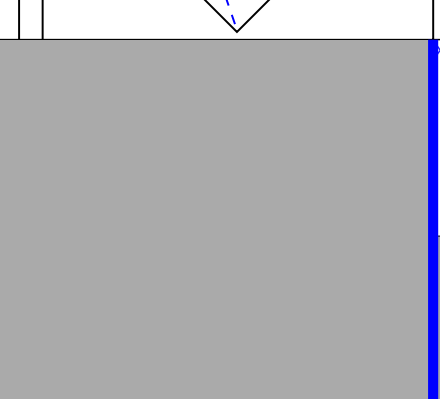
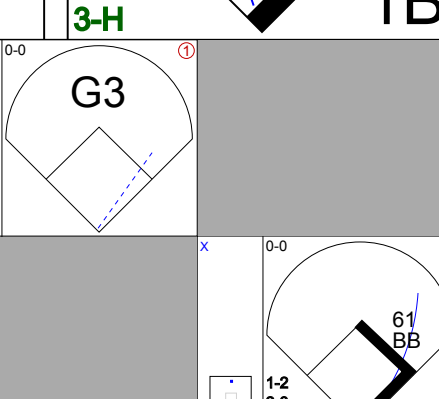
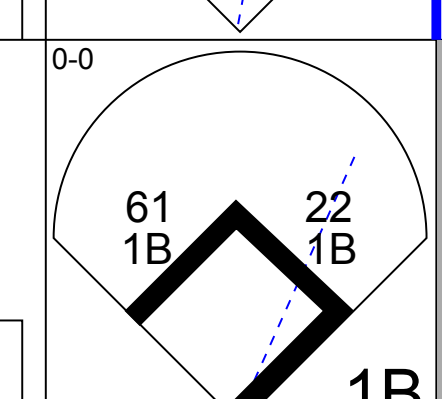
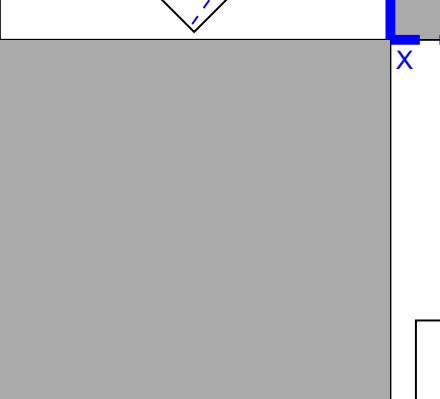
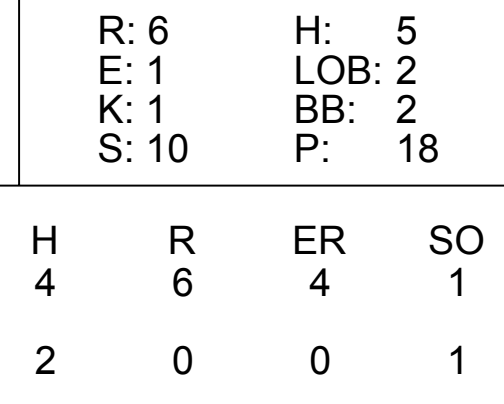
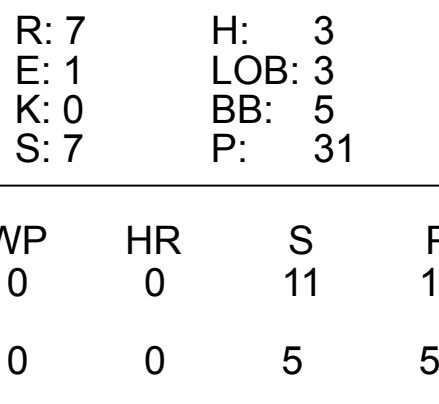
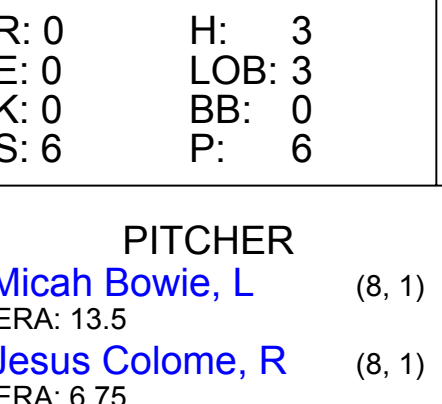
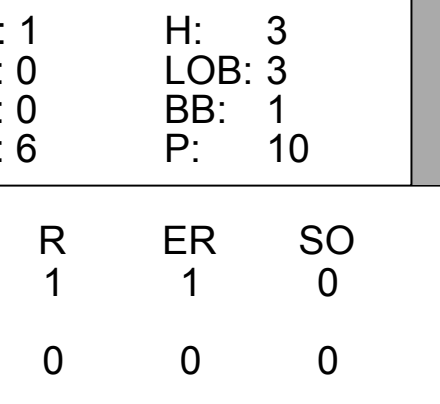
Batter	1				2				3				4				5				6				7				8				9				AB R H RBI BB SO LOB								TOP																																																																																																																																																																																																																																																																																																																																																																																																																																																																																																																																																																																																																																																																					
71 Ruddy Yan, S OBP: 0.500, SLG: 0.400 (1, 7) (7, 8)	X	0-0 F7																			X	0-0 17 S 1B							X	0-0 66 S 1B							4 1 2 0 1 0 2								<div>Baltimore Orioles @ Washington Nationals</div> <div>Space Coast Stadium, Viera, FL</div> <div>Sat Mar 03 2007, 1:05 PM EST</div> <div>Att. 3,510 - Cloudy - 64 F</div>																																																																																																																																																																																																																																																																																																																																																																																																																																																																																																																																																																																																																																																																					
12 Brandon Fahey, L 66 Luis Hernandez, S (1, 6) (7, 6)	X	0-0 G4-3											0-3 K								X	0-0 L3							X	1-0 G3-1			3 0 0 0 0 1 1 1 0 0 0 0 0 1																																																																																																																																																																																																																																																																																																																																																																																																																																																																																																																																																																																																																																																																																	
21 Nick Markakis, L 39 Jeff Fiorentino, L OBP: 0.500, SLG: 0.600 OBP: 0.750, SLG: 0.667 (1, 9) (6, 9)	X	0-0 			1B								2B								X	0-0 F8							X	4-0 69 1B 67 E			4 2 3 1 0 0 1 0 1 0 0 1 0 0																																																																																																																																																																																																																																																																																																																																																																																																																																																																																																																																																																																																																																																																																	
17 Aubrey Huff, L 69 Brandon Sing, R OBP: 0.571, SLG: 0.500 OBP: 0.333, SLG: 0.333 (1, 3) (6, 3)	X	0-0 			1B								BB								X	1-0 G6-3							X	0-0 			1B				3 1 1 0 1 1 2 1 0 1 0 0 0 0																																																																																																																																																																																																																																																																																																																																																																																																																																																																																																																																																																																																																																																																													
16 Jay Payton, R 67 Luis Montanez, R OBP: 0.714, SLG: 0.667 OBP: 0.333, SLG: 0.333 (1, 8) (7, PR) (7, 7)	X	0-0 			1B								1B												X	1-0 			HBP				X	0-0 E6			58 1B				3 1 2 2 0 0 1 1 0 0 1 0 0 1																																																																																																																																																																																																																																																																																																																																																																																																																																																																																																																																																																																																																																																																									
38 Terry Tiffie, S 73 Mike Cervenak, R OBP: 0.429, SLG: 0.333 (1, 5) (7, 5)	X	0-0 FC4-6			③								1B								X	0-0 G5-4-3			① ②				X	0-0 F9			①				4 1 1 0 0 1 3 1 0 0 0 0 0 2																																																																																																																																																																																																																																																																																																																																																																																																																																																																																																																																																																																																																																																																													
70 Jason Dubois, R Cory Keylor, L OBP: 0.500, SLG: 0.333 (9, PH) (9, 10)					X				0-0 L8				①								X	0-0 			FC6-4				1B	X	0-0 F7			②				3 0 1 1 1 1 1 1 0 0 0 0 0 2				AB 39 R 7 H 13																																																																																																																																																																																																																																																																																																																																																																																																																																																																																																																																																																																																																																																																								
3 Freddie Bynum, L 58 Eider Torres, S OBP: 0.667, SLG: 0.500 (1, 4) (7, 4)					X				0-0 G3				②								X	0-0 F8			②				X	0-0 G3			①				X	0-0 			1B				3 0 0 1 0 0 3 2 0 1 0 0 0 0				RBI 7 BB 4 SO 5																																																																																																																																																																																																																																																																																																																																																																																																																																																																																																																																																																																																																																																																	
Adam Donachie, R 72 Ryan Hubele, R OBP: 0.500, SLG: 0.333 (1, 2) (7, 2)					X				0-0 L4				③								X	0-0 FC6-4			③				X	0-0 F9			②				X	0-3 K			③				3 0 1 1 0 0 1 2 0 0 0 0 1 3				LOB 24																																																																																																																																																																																																																																																																																																																																																																																																																																																																																																																																																																																																																																																																	
Inning Stats	R: 1 E: 0 K: 0 S: 6		H: 3 LOB: 2 BB: 0 P: 6		R: 0 E: 0 K: 0 S: 3				H: 0 LOB: 0 BB: 0 P: 3				R: 5 E: 1 K: 0 S: 7				H: 4 LOB: 2 BB: 3 P: 20				R: 0 E: 0 K: 2 S: 8				H: 1 LOB: 1 BB: 0 P: 8				R: 0 E: 0 K: 1 S: 6				H: 1 LOB: 1 BB: 0 P: 6				R: 0 E: 0 K: 1 S: 4				H: 0 LOB: 1 BB: 0 P: 5				R: 0 E: 0 K: 0 S: 4				H: 1 LOB: 1 BB: 0 P: 5				R: 1 E: 1 K: 1 S: 8				H: 2 LOB: 3 BB: 1 P: 12				1B: 12 2B: 1 3B: 0 HR: 0				SF: 0 SAC: 1 DP: 1 HBP: 1				WP: 1 PB: 0 SB: 2 CS: 0				PA: 45																																																																																																																																																																																																																																																																																																																																																																																																																																																																																																																																																																																																																																									
PITCHER	IP		WLS		BF		H		R		ER		SO		BB		IBB		HBP		BLK		WP		HR		S		P		ERA		WHIP		PITCHER		(8, 1)		IP		WLS		BF		H		R		ER		SO		BB		IBB		HBP		BLK		WP		HR		S		P		ERA		WHIP																																																																																																																																																																																																																																																																																																																																																																																																																																																																																																																																																																																																																																											
22 John Patterson, R ERA: 4.5	2.0		L		9		3		1		1		0		0		0		0		0		0		0		9		9		4.50		1.500		52 Saul Rivera, R ERA:				1.0				4		1		0		0		0		0		0		4		5		0.00		1.125																																																																																																																																																																																																																																																																																																																																																																																																																																																																																																																																																																																																																																																			
38 Joel Hanrahan, R ERA: 135.0	0.1				7		3		5		5		0		3		0		0		0		1		0		4		17		135.00		18.000		35 Ryan Wagner, R ERA: 9.0		(9, 1)		1.0				7		2		1		1		1		1		0		0		0		0		8		12		9.00		3.000																																																																																																																																																																																																																																																																																																																																																																																																																																																																																																																																																																																																																																													
40 Billy Traber, L ERA:	2.2				11		3		0		0		3		0		0		0		0		0		0		17		17		0.00		1.125																																																																																																																																																																																																																																																																																																																																																																																																																																																																																																																																																																																																																																																																																	

Batter	1		2		3		4		5		6		7		8		9		AB	R	H	RBI	BB	SO	LOB	BOTTOM	
Felipe Lopez, S OBP: 0.400, SLG: 0.250 10 Ronnie Belliard, R (1, 4) (5, 4)	0-3 K				X	0-0 15 K 2-H 1B			X	0-0 G4-3					X	0-0 F8			2	0	1	1	0	1	0	<div>Baltimore Orioles @ Washington Nationals</div> <div>Space Coast Stadium, Viera, FL</div> <div>Sat Mar 03 2007, 1:05 PM EST</div> <div>Att. 3,510 - Cloudy - 64 F</div>	
15 Cristian Guzman, S 29 Michael Restovich, R (1, 10) (8, PH) (9, 10)	0-0 F8				S 1 SAFE S S	0-3 K 1-2					H	1-0 77 1B HBP			S S S	0-3 K		2	0	0	0	0	1	1	1 0 0 0 0 1 0		
11 Ryan Zimmerman, R 5 Kory Casto, L OBP: 0.800, SLG: 1.400 OBP: 0.500, SLG: 0.500 (1, 5) (5, 5)	0-0 25 FC6-4 1B							X	0-0 25 1B BB G4-6-3 1B			C C C	0-3 K		X	0-0 1B		2	1	2	0	0	0	0	0		2 0 1 0 0 1 1
25 Austin Kearns, R 77 Abraham Nunez, S OBP: 0.400, SLG: 0.400 OBP: 0.500, SLG: 0.500 (1, 9) (5, 9)	0-0 FC6-4 1-2f				X	0-0 1-2f		X	0-0 13 BB G4-6-3 1-2 1B			X	0-0 1-2 1B		S C C	0-3 K		2	0	1	0	0	0	1	1		2 0 1 0 0 1 1
Ryan Church, L 21 George Lombard, L OBP: 0.333, SLG: 0.400 OBP: 1.000, SLG: 1.000 (1, 7) (7, 7)			X	0-0 L4				BB BB BB BB	4-0 13 G4-6-3 1-2 2-3 BB			X	0-0 F8			X	0-0 1B	2	0	0	0	1	0	2	1 0 1 0 0 0 0		
13 Robert Fick, L 33 Larry Broadway, L OBP: 0.250, SLG: 0.250 (1, 3) (9, PH)			S S S	0-3 K				X	0-0 G4-6-3 1-2f 2-3 3-H			X	0-0 G4-3			S S S	0-3 K	3	0	0	0	0	1	4	1 0 0 0 0 1 1		
Josh Wilson, R Tony Womack, L OBP: 0.250, SLG: 0.250 (1, 6) (7, PH) (8, 6)			X	0-0 P3				X	0-0 G6-3					S S S	0-3 K		X	0-0 L6	2	0	0	0	0	0	1	2 0 0 0 0 1 1	
7 Nook Logan, S Jose Macias, S (1, 8) (6, 8)			S C C	0-3 K						S S S	0-3 K			X	0-0 F7		X	0-0 G4-3	2	0	0	0	0	2	0	2 0 0 0 0 0 1	
3 Jesus Flores, R OBP: 0.667, SLG: 1.000 61 Juan Brito, R (1, 2) (6, 2)			X	0-0 1B 2B						S C C	0-3 K			S C C	0-3 K				2	1	1	0	0	1	0	1 0 0 0 0 1 0	
Inning Stats	R: 0 E: 0 K: 1 S: 6	H: 1 LOB: 1 BB: 0 P: 6	R: 0 E: 0 K: 1 S: 5	H: 0 LOB: 0 BB: 0 P: 5	R: 1 E: 0 K: 2 S: 8	H: 2 LOB: 0 BB: 0 P: 8	R: 1 E: 0 K: 0 S: 4	H: 2 LOB: 1 BB: 1 P: 8	R: 0 E: 0 K: 2 S: 7	H: 0 LOB: 0 BB: 0 P: 7	R: 0 E: 0 K: 1 S: 6	H: 1 LOB: 2 BB: 0 P: 7	R: 0 E: 0 K: 2 S: 7	H: 0 LOB: 0 BB: 0 P: 7	R: 0 E: 0 K: 2 S: 8	H: 1 LOB: 1 BB: 0 P: 8	R: 0 E: 0 K: 1 S: 6	H: 1 LOB: 1 BB: 0 P: 6	1B: 7 2B: 1 3B: 0 HR: 0	SF: 0 SAC: 0 DP: 1 HBP: 1	WP: 0 PB: 0 SB: 0 CS: 0	PA: 35					
PITCHER 40 Daniel Cabrera, R ERA: 79 Francis Beltran, R ERA: 9.0 82 Steve Green, R ERA: 85 Victor Moreno, R ERA: John Parrish, L ERA:	IP 2.0 WLS W BF 7 H 1 R 0 ER 0 SO 2 BB 0 IBB 0 HBP 0 BLK 0 WP 0 HR 0 S 11 P 11 ERA 0.00 WHIP 0.500																										
81 Cory Doyne, R ERA: (9, 1)	IP 1.0 WLS W BF 4 H 1 R 0 ER 0 SO 1 BB 0 IBB 0 HBP 0 BLK 0 WP 0 HR 0 S 6 P 6 ERA 0.00 WHIP 1.000																										

Batter		1	2	3	4	5	6	7	8	9	AB	R	H	RBI	BB	SO	LOB	TOP							
13 Wilson Valdez, R OBP: 0.600, SLG: 0.700 Jamie Hoffmann, R	(1, 6) (5, 4) (7, 7)	 0-0 G6-3 		 0-0 G6-4-3 1B 		 0-0 			 0-0 P4 		3	0	2	0	0	0	0								
9 Juan Pierre, L OBP: 0.333, SLG: 0.333 Xavier Paul, L	(1, 8) (5, 8) (7, 7) (7, 8)	 0-0 G5-3 		 0-0 G6-4-3 		 0-0 F8 			 0-3 K 		3	0	0	0	0	0	2								
7 James Loney, L OBP: 0.417, SLG: 0.545 Cory Dunlap, L	(1, 3) (7, 3)	 0-0 		 0-0 FC6-4 1B 				 0-0 F7 		 0-0 G6-3 		3	0	2	0	0	0	0							
Fernando Tatis, R OBP: 0.222, SLG: 0.333 86 Marshall McDougall, R	(1, 5) (6, 5)	 0-0 G5-3 		 0-0 FC6-4 				 0-0 F7 		 0-0 		3	0	0	0	0	0	2							
16 Andre Ethier, L OBP: 0.429, SLG: 0.429 84 Mitch Jones, R	(1, 9) (6, 9)		 0-0 		 0-0 G4-3 			 0-0 P5 		 0-3 K 		3	0	1	0	0	0	0							
49 Delwyn Young, S OBP: 0.143, SLG: 0.286 66 Sandy Martinez, L	(1, 10) (9, PH)		 0-0 G3-6-3 		 0-0 P5 				 0-0 		 0-3 K 		3	0	1	0	0	0	1						
57 Larry Bigbie, L OBP: 0.558, SLG: 1.333 69 Francisco Lizarraza, R	(1, 7) (7, 4)		 0-0 G3-1 		 0-0 G3-1 				 0-0 P6 		 0-0 G5-3 		3	0	0	0	0	0	1						
Damian Jackson, R OBP: 0.375, SLG: 0.167 72 Chin-Lung Hu, R	(1, 4) (5, 6)			 4-0 BB 77 2B 				 0-3 K 		 0-3 K 		1	1	0	0	1	1	0							
77 Kelly Stinnett, R OBP: 0.600, SLG: 0.800 73 A.J. Ellis, R	(1, 2) (5, 2)			 0-0 13 1B 9 G6-4-3 2B 				 0-3 K 		 0-0 G5-3 		2	1	1	1	0	1	0							
Inning Stats	R: 0 E: 0 K: 0 S: 4	H: 1 LOB: 1 BB: 0 P: 4	R: 0 E: 0 K: 0 S: 3	H: 1 LOB: 0 BB: 0 P: 3	R: 2 E: 0 K: 0 S: 5	H: 3 LOB: 1 BB: 1 P: 9	R: 0 E: 0 K: 0 S: 3	H: 0 LOB: 0 BB: 0 P: 3	R: 0 E: 0 K: 0 S: 8	H: 1 LOB: 1 BB: 0 P: 8	R: 0 E: 0 K: 0 S: 3	H: 0 LOB: 0 BB: 0 P: 3	R: 0 E: 0 K: 1 S: 6	H: 1 LOB: 1 BB: 0 P: 6	R: 0 E: 0 K: 1 S: 5	H: 0 LOB: 0 BB: 0 P: 5	R: 0 E: 0 K: 2 S: 8	H: 1 LOB: 1 BB: 0 P: 8	1B: 5 2B: 3 3B: 0 HR: 0	SF: 0 SAC: 0 DP: 2 HBP: 0	WP: 0 PB: 0 SB: 0 CS: 0	PA: 34			
PITCHER	IP	WLS	BF	H	R	ER	SO	BB	IBB	HBP	BLK	WP	HR	S	P	ERA	WHIP								
50 Jason Simontacchi, R ERA: 6.0	(1, 1)	3.0		13	5	2	2	0	1	0	0	0	0	12	16	6.00	2.000								
47 Matt Chico, L ERA:	(4, 1)	3.0	W	10	1	0	0	2	0	0	0	0	0	14	14	0.00	0.333								
67 Arnie Munoz, L ERA:	(7, 1)	1.0	H	4	1	0	0	1	0	0	0	0	0	6	6	0.00	1.000								
30 Chris Booker, R ERA:	(8, 1)	1.0	H	3	0	0	0	1	0	0	0	0	0	5	5	0.00	0.000								
32 Chad Cordero, R ERA:	(9, 1)	1.0		4	1	0	0	2	0	0	0	0	0	8	8	0.00	1.000								

Batter	1		2		3		4		5		6		7		8		9		AB R H RBI BB SO LOB	TOP																	
Felipe Lopez, S OBP: 0.375, SLG: 0.286 Joe Thurston, L	(1, 4) (5, 4)	0-3 K			X 0-0 1B			X 0-0 G6-3			X 0-0 E5 FC3-6 5 73 BB		X 0-0 P3				3 0 1 0 0 1 0 2 0 0 0 0 0 0	<div>Washington Nationals @ Houston Astros</div> <div>Osceola County Stadium, Kissimmee, FL</div> <div>livebaseballscorecards.com</div> <div>AB 32 R 2 H 5 RBI 2 BB 6 SO 8 LOB 19</div> <div></div>																			
4 D'Angelo Jimenez, S 73 Melvin Dorta, R Dan DeMent, R	(1, 6) (5, 6) (9, PH)	0-3 K			X 0-0 F8			X 0-3 K			B B B B 4-0 1-2 5 FC3-6 BB		X 0-0 G6-3				3 0 0 0 0 2 1 0 0 0 0 1 0 0 1 0 0 0 0 0 0																				
5 Kory Casto, L	(1, 5)	4-0 BB					B B B B 4-0 FC3-6 44 1B BB		X 0-0 F9		X 0-0 FC3-6 1-2f 2-3						2 0 0 0 2 0 2																				
44 Alex Escobar, R	(1, 10)	0-0 G5-3					X 0-0 FC3-6 1-2 1B		X 0-0 G3-1 21 BB 1B 1B			0-3 K2-3					4 1 2 0 0 1 3																				
29 Michael Restovich, R 21 George Lombard, L	(1, 9) (4, 9)			X 0-0 G5-3			X 0-3 K		B B B B 4-0 G3-1 1B BB			X 0-0 G4-6-3 13 WP 1B					2 0 0 0 0 1 2 1 1 1 0 1 0 0																				
Chris Snelling, L	(1, 7)			X 0-0 P5			X 0-0 FC3-6 81 FC5 BB 1-2f 2-3		X 0-0 G3-1			B B B B 4-0 1-2 13 G4-6-3 BB					3 0 0 0 1 0 4																				
Jorge Toca, R 13 Robert Fick, L	(1, 3) (8, PH) (8, 3)			X 0-0 G6-3			B B B B 4-0 1-2 81 FC5 BB		X 0-0 1B 2-H 3-H			X 0-0 G4-6-3 1-2f 2-3					2 0 1 2 1 0 0 1 0 0 0 0 0 2																				
81 Darnell McDonald, R Wayne Lydon, S	(1, 8) (6, 8)			X 0-0 L9			X 0-0 FC5 1-2 2-3f		X 0-3 K			X 0-3 K					3 0 0 0 0 1 4 1 0 0 0 0 1 1																				
10 Brandon Harper, R Danny Ardoin, R	(1, 2) (5, 2)			X 0-0 G6-3			X 0-0 G6-3				X 0-0 F7		X 0-3 K				2 0 0 0 0 0 0 2 0 0 0 0 1 0																				
Inning Stats	R: 0 E: 0 K: 2 S: 7	H: 0 LOB: 1 BB: 1 P: 11	R: 0 E: 0 K: 0 S: 3	H: 0 LOB: 0 BB: 0 P: 3	R: 0 E: 0 K: 0 S: 4	H: 1 LOB: 1 BB: 0 P: 4	R: 0 E: 0 K: 1 S: 6	H: 1 LOB: 3 BB: 2 P: 14	R: 0 E: 0 K: 1 S: 5	H: 0 LOB: 0 BB: 0 P: 5	R: 2 E: 0 K: 1 S: 7	H: 2 LOB: 1 BB: 1 P: 11	R: 0 E: 1 K: 1 S: 6	H: 0 LOB: 2 BB: 1 P: 10	R: 0 E: 0 K: 1 S: 5	H: 1 LOB: 1 BB: 1 P: 9	R: 0 E: 0 K: 1 S: 5	H: 0 LOB: 0 BB: 0 P: 5	1B: 5 2B: 0 3B: 0 HR: 0	SF: 0 SAC: 0 DP: 1 HBP: 0	WP: 1 PB: 0 SB: 0 CS: 0	PA: 38															
PITCHER 51 Wandy Rodriguez, L 37 Matt Albers, R 54 Brad Lidge, R 43 Chris Sampson, R Lincoln Holdzkorn, R	(1, 1) (3, 1) (5, 1) (6, 1) (7, 1)	IP 2.0 2.0 1.0 1.2 1.1	WLS 7 10 H 3 W	BF 7 10 3 10 5	H 0 2 0 2 1	R 0 0 0 2 0	ER 0 0 0 2 0	SO 2 1 1 2 2	BB 1 2 0 2 1	IBB 0 0 0 0 0	HBP 0 0 0 0 0	BLK 0 0 0 0 0	WP 0 0 0 0 1	HR 0 0 0 0 0	S 10 10 5 10 8	P 14 18 5 18 12	ERA 0.00 0.00 0.00 10.80 0.00	WHIP 0.500 2.000 0.000 2.400 1.500	PITCHER Trevor Miller, L	(9, 1)	IP 1.0	WLS 3	BF 3	H 0	R 0	ER 0	SO 1	BB 0	IBB 0	HBP 0	BLK 0	WP 0	HR 0	S 5	P 5	ERA 0.00	WHIP 0.000

Batter	1				2				3				4				5				6				7				8				9				AB R H RBI BB SO LOB				BOTTOM																												
<div>Craig Biggio, R</div> <div>OBP: 0.344, SLG: 0.375</div> <div>(1, 10)</div> <div>Orlando Palmeiro, L</div> <div>OBP: 0.750, SLG: 0.750</div> <div>(6, PH)</div> <div>(7, 10)</div> <div>1 Mike Rodriguez, L</div> <div>OBP: 0.400, SLG: 0.400</div> <div>(7, PH)</div> <div>(8, 10)</div>	<div>0-0</div> <div>P6</div> <div></div>								<div>4-0</div> <div>G6-3</div> <div>BB</div>								<div>0-0</div> <div>45 1B</div> <div>BB</div>				<div>0-0</div> <div>2B</div> <div>1B</div>				<div>0-0</div> <div>F7</div> <div></div>												<div>2 1 1 0 1 0 0</div> <div>1 1 1 0 0 0 0</div> <div>1 0 0 0 0 0 0</div>				<div>Washington Nationals @ Houston Astros</div> <div>Osceola County Stadium, Kissimmee, FL</div> <div>Sun Mar 04 2007, 1:05 PM EST</div> <div>Att. 2,980 - Sunny - 70 F</div>																												
<div>Mark Loretta, R</div> <div>OBP: 0.545, SLG: 0.375</div> <div>(1, 4)</div> <div>Mike Lamb, L</div> <div>OBP: 0.300, SLG: 0.400</div> <div>(6, 3)</div>	<div>0-0</div> <div>G5-3</div> <div></div>								<div>0-0</div> <div>G6-3</div> <div>1-2f 2-3</div>								<div>4-0</div> <div>45 1B</div> <div>BB</div>				<div>0-0</div> <div>65 2B</div> <div>2B</div>				<div>0-0</div> <div>F7</div> <div></div>								<div>2 0 0 0 1 0 2</div> <div>2 1 1 3 0 0 0</div>																																				
<div>17 Lance Berkman, S</div> <div>OBP: 0.333, SLG: 0.250</div> <div>(1, 3)</div> <div>4 Eric Bruntlett, R</div> <div>OBP: 0.333, SLG: 0.143</div> <div>(6, 4)</div> <div>(7, 6)</div>	<div>0-0</div> <div>P5</div> <div></div>								<div>4-0</div> <div>BB</div> <div></div>								<div>0-0</div> <div>P3</div> <div></div>				<div>0-0</div> <div>G1-3</div> <div></div>				<div>4-0</div> <div>65 WP</div> <div>BB</div>								<div>2 0 0 0 1 0 2</div> <div>1 0 0 0 1 0 1</div>																																				
<div>45 Carlos Lee, R</div> <div>OBP: 0.667, SLG: 0.667</div> <div>(1, 7)</div> <div>65 Hunter Pence, R</div> <div>OBP: 0.667, SLG: 1.250</div> <div>(5, PR)</div> <div>(6, 7)</div>					<div>0-0</div> <div>16 1B</div> <div>1B</div>				<div>0-0</div> <div>F7</div> <div></div>								<div>0-0</div> <div>G5-3</div> <div>1B</div>				<div>0-0</div> <div>10 3B</div> <div>2B</div>				<div>1-0</div> <div>G5-3</div> <div>1-2</div>								<div>3 0 2 1 0 0 2</div> <div>2 1 1 1 0 0 1</div>																																				
<div>Morgan Ensberg, R</div> <div>OBP: 0.500, SLG: 1.000</div> <div>(1, 5)</div> <div>10 Cody Ransom, R</div> <div>OBP: 0.571, SLG: 0.800</div> <div>(6, 5)</div>	<div>0-0</div> <div>P4</div> <div></div>								<div>0-0</div> <div>2 28 SH5-3</div> <div>2B</div>				<div>0-0</div> <div>G5-3</div> <div>1-2 2-3f</div>				<div>0-0</div> <div>2 E</div> <div>3B</div>				<div>0-0</div> <div>G4-3</div> <div></div>								<div>3 1 1 0 0 0 3</div> <div>2 1 1 1 0 0 1</div>																																								
<div>2 Chris Burke, R</div> <div>OBP: 0.154, SLG: 0.308</div> <div>(1, 8)</div> <div>20 Josh Anderson, L</div> <div>OBP: 0.333, SLG: 0.333</div> <div>(7, 9)</div>	<div>0-3</div> <div>K</div> <div></div>								<div>0-0</div> <div>G3-1</div> <div>2-3</div>								<div>0-0</div> <div>16 3B</div> <div></div>				<div>0-0</div> <div>E6</div> <div></div>								<div>4 1 1 0 0 1 2</div> <div>0 0 0 0 0 0 0</div>				<div>livebaseballscorecards.com</div>																																				
<div>16 Jason Lane, R</div> <div>OBP: 0.462, SLG: 1.000</div> <div>(1, 9)</div> <div>23 Danny Klassen, R</div> <div></div> <div>(7, 4)</div>	<div>0-0</div> <div></div> <div>1-2 1B</div>								<div>4-0</div> <div>28 SH5-3</div> <div>BB</div>								<div>0-0</div> <div>1B 2B</div> <div></div>				<div>0-0</div> <div>F7</div> <div></div>								<div>3 1 2 1 1 0 1</div> <div>0 0 0 0 0 0 0</div>																																								
<div>28 Adam Everett, R</div> <div>OBP: 0.429, SLG: 0.200</div> <div>(1, 6)</div> <div>Richard Hidalgo, R</div> <div></div> <div>(7, 8)</div>	<div>0-0</div> <div>F8</div> <div></div>								<div>0-0</div> <div>SH5-3</div> <div>1-2 3-H</div>								<div>0-3</div> <div>K</div> <div></div>				<div>0-3</div> <div>P3</div> <div></div>								<div>2 0 0 1 0 1 3</div> <div>1 0 0 0 0 0 0</div>				<div>AB 34</div> <div>R 9</div> <div>H 12</div> <div>RBI 8</div> <div>BB 5</div> <div>SO 3</div> <div>LOB 19</div>																																				
<div>Brad Ausmus, R</div> <div>OBP: 0.500, SLG: 0.500</div> <div>(1, 2)</div> <div>55 Humberto Quintero, R</div> <div></div> <div>(6, 2)</div>					<div>0-0</div> <div>G6-3</div> <div>BB 1B</div>				<div>0-3</div> <div>K</div> <div></div>				<div>1-0</div> <div>2B</div> <div>HBP</div>				<div>0-0</div> <div>F9</div> <div></div>								<div>2 0 1 0 0 1 1</div> <div>1 1 0 0 0 0 0</div>																																												
Inning Stats		R: 0 H: 0 E: 0 K: 0 S: 3				H: 0 LOB: 0 BB: 0 P: 3				R: 0 H: 2 E: 0 K: 1 S: 7				H: 2 LOB: 2 BB: 0 P: 7				R: 0 H: 1 E: 0 K: 0 S: 3				H: 1 LOB: 2 BB: 1 P: 11				R: 1 H: 1 E: 0 K: 1 S: 6				H: 1 LOB: 1 BB: 1 P: 10				R: 1 H: 2 E: 0 K: 0 S: 4				H: 2 LOB: 2 BB: 1 P: 8				R: 7 H: 6 E: 1 K: 1 S: 12				H: 6 LOB: 1 BB: 0 P: 13				R: 0 H: 0 E: 0 K: 0 S: 3				H: 0 LOB: 1 BB: 1 P: 8				R: 0 H: 0 E: 0 K: 0 S: 3				1B: 6 SF: 0 2B: 4 SAC: 1 3B: 2 DP: 2 HR: 0 HBP: 1				WP: 1 PA: 41 PB: 0 SB: 0 CS: 0			
PITCHER		IP WLS BF H R ER SO				BB IBB HBP BLK				WP HR S P				ERA WHIP				PITCHER		IP WLS BF H R ER SO				BB IBB HBP BLK				WP HR S P				ERA WHIP																																					
<div>57 Jason Bergmann, R</div> <div>ERA: 4.5</div> <div>(1, 1)</div>		2.0 8 2 0 0 1				0 0 0 0				0 0 10 10				0.00 1.000				<div>54 Beltran Perez, R</div> <div>ERA: 4.5</div> <div>(3, 1)</div>		2.0 10 2 1 1 1				3 0 0 0				0 0 9 21				4.50 2.500																																					
<div>75 Mike Bacsik, L</div> <div>ERA: 37.8</div> <div>(5, 1)</div>		1.2 L 13 7 7 7 1				1 0 1 0				0 0 13 18				37.80 4.800				<div>63 Winston Abreu, R</div> <div>ERA: 37.8</div> <div>(6, 1)</div>		1.1 6 1 1 0 0				0 0 0 0				0 0 6 6				0.00 0.750																																					
<div>37 Jermaine Van Buren, R</div> <div>ERA: 37.8</div> <div>(8, 1)</div>		1.0 4 0 0 0 0				0 0 0 0				1 0 0 0				1 0 3 8				0.00 1.000																																																			

Batter	1		2		3		4		5		6		7		8		9		AB	R	H	RBI	BB	SO	LOB	Bottom
4 Pete Orr, L OBP: 0.500, SLG: 0.571 22 Willie Harris, L OBP: 0.375, SLG: 0.200	(1, 4) (4, PH) (5, 4)																		2	2	1	1	1	1	0	1
11 Edgar Renteria, R OBP: 0.375, SLG: 0.333 61 Grégor Blanco, L OBP: 0.364, SLG: 0.222	(1, 6) (4, PH) (5, 8)																		2	2	1	0	1	0	1	2
10 Chipper Jones, S OBP: 0.400, SLG: 0.375 24 Martin Prado, R OBP: 0.500, SLG: 0.583	(1, 5) (4, PR) (5, 5)																		2	0	1	2	1	0	1	3
Andruw Jones, R OBP: 0.300, SLG: 0.125 27 T.J. Bohn, R OBP: 0.308, SLG: 0.182	(1, 8) (5, 9)																		2	1	0	1	1	1	3	3
16 Brian McCann, L OBP: 0.500, SLG: 0.333 70 Clint Sammons, R OBP: 0.333, SLG: 0.333	(1, 2) (5, 2)																		2	2	2	1	1	0	0	3
7 Jeff Francoeur, R OBP: 0.300, SLG: 0.556 71 Carlos Mendez, R OBP: 0.500, SLG: 0.833	(1, 9) (5, 3)																		2	2	0	1	0	0	1	3
Craig Wilson, R OBP: 0.600, SLG: 0.750 91 Bill McCarthy, R	(1, 3) (5, 7)																		3	1	2	3	0	0	0	2
23 Matt Diaz, R OBP: 0.444, SLG: 0.375 73 Matt Harrison, L 54 Chad Paronto, R 68 Jarrod Saltalamacchia, S OBP: 0.200, SLG: 0.200 Oscar Villarreal, L 51 Michael Gonzalez, R	(1, 7) (5, 1) (6, 1) (7, PH) (8, 1) (9, 1)																		2	1	1	1	1	0	0	0
40 Lance Cormier, R 28 Bob Wickman, R Tony Pena Jr., R OBP: 0.250, SLG: 0.250	(1, 1) (4, 1) (4, PH) (5, 6)																		1	1	0	0	0	0	2	0
Inning Stats	R: 0 E: 0 K: 1 S: 6	H: 1 LOB: 1 BB: 0 P: 6	R: 6 E: 1 K: 1 S: 10	H: 5 LOB: 2 BB: 2 P: 18	R: 0 E: 0 K: 0 S: 3	H: 0 LOB: 0 BB: 0 P: 3	R: 7 E: 1 K: 0 S: 7	H: 3 LOB: 3 BB: 5 P: 31	R: 0 E: 0 K: 1 S: 5	H: 0 LOB: 0 BB: 0 P: 5	R: 0 E: 0 K: 0 S: 6	H: 3 LOB: 3 BB: 0 P: 6	R: 0 E: 0 K: 1 S: 7	H: 2 LOB: 2 BB: 0 P: 7	R: 1 E: 0 K: 0 S: 6	H: 3 LOB: 3 BB: 1 P: 10	1B: 13 2B: 4 3B: 0 HR: 0	SF: 1 SAC: 0 DP: 0 HBP: 1	WP: 0 PB: 1 SB: 0 CS: 0	PA: 51						
PITCHER	IP WLS BF H ER SO	IP WLS BF H ER SO	IP WLS BF H ER SO	IP WLS BF H ER SO	IP WLS BF H ER SO	IP WLS BF H ER SO	IP WLS BF H ER SO	IP WLS BF H ER SO	IP WLS BF H ER SO	IP WLS BF H ER SO	IP WLS BF H ER SO	IP WLS BF H ER SO	IP WLS BF H ER SO	IP WLS BF H ER SO	IP WLS BF H ER SO	IP WLS BF H ER SO	IP WLS BF H ER SO	ERA WHIP	ERA WHIP							
26 Jerome Williams, R ERA: 27.0	(1, 1) 0.2 1.1 4 0 1	(2, 1) 0.2 1.1 8 0 4 0	(3, 1) 0.2 1.1 8 3 3 0	(4, 1) 0.2 1.1 8 3 3 0	(5, 1) 3.0 14 5 0 0 2	(8, 1) 0.2 1.1 8 0 4 0	(8, 1) 0.1 0.2 5 2 1 0	(8, 1) 0.1 0.2 5 2 1 0	(8, 1) 0.2 1.1 8 0 4 0	(8, 1) 0.2 1.1 8 0 4 0	(8, 1) 0.2 1.1 8 0 4 0	(8, 1) 0.2 1.1 8 0 4 0	(8, 1) 0.2 1.1 8 0 4 0	(8, 1) 0.2 1.1 8 0 4 0	(8, 1) 0.2 1.1 8 0 4 0	(8, 1) 0.2 1.1 8 0 4 0	(8, 1) 0.2 1.1 8 0 4 0	27.00 4.500	27.00 4.500							
79 Felix Diaz, R ERA: 15.43	(2, 1) 0.2 1.1 8 0 4 0	(3, 1) 0.2 1.1 8 3 3 0	(4, 1) 0.2 1.1 8 3 3 0	(5, 1) 3.0 14 5 0 0 2	(8, 1) 0.2 1.1 8 0 4 0	(8, 1) 0.1 0.2 5 2 1 0	(8, 1) 0.1 0.2 5 2 1 0	(8, 1) 0.1 0.2 5 2 1 0	(8, 1) 0.2 1.1 8 0 4 0	(8, 1) 0.2 1.1 8 0 4 0	(8, 1) 0.2 1.1 8 0 4 0	(8, 1) 0.2 1.1 8 0 4 0	(8, 1) 0.2 1.1 8 0 4 0	(8, 1) 0.2 1.1 8 0 4 0	(8, 1) 0.2 1.1 8 0 4 0	(8, 1) 0.2 1.1 8 0 4 0	(8, 1) 0.2 1.1 8 0 4 0	0.00 3.000	0.00 3.000							
Luis Martinez, L ERA: 15.43	(3, 1) 0.2 1.1 8 0 4 0	(4, 1) 0.2 1.1 8 3 3 0	(5, 1) 3.0 14 5 0 0 2	(8, 1) 0.2 1.1 8 0 4 0	(8, 1) 0.1 0.2 5 2 1 0	(8, 1) 0.1 0.2 5 2 1 0	(8, 1) 0.1 0.2 5 2 1 0	(8, 1) 0.1 0.2 5 2 1 0	(8, 1) 0.2 1.1 8 0 4 0	(8, 1) 0.2 1.1 8 0 4 0	(8, 1) 0.2 1.1 8 0 4 0	(8, 1) 0.2 1.1 8 0 4 0	(8, 1) 0.2 1.1 8 0 4 0	(8, 1) 0.2 1.1 8 0 4 0	(8, 1) 0.2 1.1 8 0 4 0	(8, 1) 0.2 1.1 8 0 4 0	(8, 1) 0.2 1.1 8 0 4 0	27.00 2.250	27.00 2.250							
17 Tim Redding, R ERA: 40.5	(4, 1) 0.2 1.1 8 3 3 0	(5, 1) 3.0 14 5 0 0 2	(8, 1) 0.2 1.1 8 0 4 0	(8, 1) 0.1 0.2 5 2 1 0	(8, 1) 0.1 0.2 5 2 1 0	(8, 1) 0.1 0.2 5 2 1 0	(8, 1) 0.1 0.2 5 2 1 0	(8, 1) 0.1 0.2 5 2 1 0	(8, 1) 0.2 1.1 8 0 4 0	(8, 1) 0.2 1.1 8 0 4 0	(8, 1) 0.2 1.1 8 0 4 0	(8, 1) 0.2 1.1 8 0 4 0	(8, 1) 0.2 1.1 8 0 4 0	(8, 1) 0.2 1.1 8 0 4 0	(8, 1) 0.2 1.1 8 0 4 0	(8, 1) 0.2 1.1 8 0 4 0	(8, 1) 0.2 1.1 8 0 4 0	27.00 7.500	27.00 7.500							
71 Josh Hall, R ERA: 40.5	(5, 1) 3.0 14 5 0 0 2	(8, 1) 0.2 1.1 8 0 4 0	(8, 1) 0.1 0.2 5 2 1 0	(8, 1) 0.1 0.2 5 2 1 0	(8, 1) 0.1 0.2 5 2 1 0	(8, 1) 0.1 0.2 5 2 1 0	(8, 1) 0.1 0.2 5 2 1 0	(8, 1) 0.1 0.2 5 2 1 0	(8, 1) 0.2 1.1 8 0 4 0	(8, 1) 0.2 1.1 8 0 4 0	(8, 1) 0.2 1.1 8 0 4 0	(8, 1) 0.2 1.1 8 0 4 0	(8, 1) 0.2 1.1 8 0 4 0	(8, 1) 0.2 1.1 8 0 4 0	(8, 1) 0.2 1.1 8 0 4 0	(8, 1) 0.2 1.1 8 0 4 0	(8, 1) 0.2 1.1 8 0 4 0	0.00 1.667	0.00 1.667							

Batter	1		2		3		4		5		6		7		8		9		AB	R	H	RBI	BB	SO	LOB	BOTTOM														
7 Nook Logan, S OBP: 0.214, SLG: 0.083 (1, 8)	 0-3	 0-0	 0-0		 0-0				 0-0										5	0	1	0	0	1	3	<div>Atlanta Braves @ Washington Nationals</div> <div>Space Coast Stadium, Viera, FL</div> <div>Tue Mar 06 2007, 1:05 PM EST</div> <div>Att. 3,286 - Sunny - 66 F</div> <div>livebaseballscorecards.com</div> <table><tr><td>AB</td><td>32</td></tr><tr><td>R</td><td>6</td></tr><tr><td>H</td><td>9</td></tr><tr><td>RBI</td><td>6</td></tr><tr><td>BB</td><td>8</td></tr><tr><td>SO</td><td>6</td></tr><tr><td>LOB</td><td>14</td></tr></table>	AB	32	R	6	H	9	RBI	6	BB	8	SO	6	LOB	14
AB	32																																							
R	6																																							
H	9																																							
RBI	6																																							
BB	8																																							
SO	6																																							
LOB	14																																							
Chris Snelling, L OBP: 0.333, SLG: 0.375 74 Frank Diaz, R OBP: 0.500, SLG: 0.500 (1, 7) (7, 7)	 0-0	 0-3		 0-3		 0-0			 0-0	4	1	1	0	0	2	2	1	0	0	0	0	0	0	0																
11 Ryan Zimmerman, R OBP: 0.727, SLG: 1.000 5 Kory Casto, L OBP: 0.444, SLG: 0.167 (1, 5) (6, 5)	 0-0		 4-0	 4-0		 0-3			 0-3	1	1	0	0	2	0	1	2	0	0	0	0	2	1																	
25 Austin Kearns, R OBP: 0.364, SLG: 0.400 29 Michael Restovich, R (1, 9) (6, 9)	 4-0		 0-0	 0-0		 0-3			 0-0	2	2	1	0	1	0	1	2	0	0	0	0	1	1																	
Travis Lee, L OBP: 0.667, SLG: 1.000 33 Larry Broadway, L OBP: 0.444, SLG: 0.375 (1, 3) (6, 3)	 4-0		 0-0	 0-0		 4-0			 0-0	2	1	2	4	0	0	0	2	1	2	1	0	1	0																	
Brian Schneider, L OBP: 0.600, SLG: 1.500 61 Juan Brito, R OBP: 0.429, SLG: 0.833 (1, 2) (5, 2)	 0-0		 1-0		 0-0	 0-0		 0-0	2	1	2	4	0	0	0	0	2	0	0	0	0	0	1																	
Josh Wilson, R OBP: 0.455, SLG: 0.375 (1, 6)		 0-0	 0-0		 4-0	 0-0			3	0	1	0	1	0	0	0	3	0	1	0	1	0	0																	
Tony Womack, L 37 Jermaine Van Buren, R 40 Billy Traber, L Bernie Castro, S OBP: 0.667, SLG: 0.600 35 Ryan Wagner, R (1, 4) (6, 1) (8, 1) (8, PH) (9, 1)		 0-0	 0-0		 0-0		 4-0		3	0	0	0	0	0	0	2	0	0	0	0	0	0	0																	
Colby Lewis, R 10 Brandon Harper, R OBP: 0.333, SLG: 0.333 31 Chris Michalak, L OBP: 1.000, SLG: 1.000 53 Emiliano Fruto, R Joe Thurston, L OBP: 0.286, SLG: 0.167 (1, 1) (2, PH) (3, 1) (4, 1) (5, PH) (6, 4)	 0-1	 0-0	 0-0	 4-0		 0-0		0	0	0	0	0	0	0	0	0	1	0	1	0	0	0	1																	
Inning Stats	R: 2 E: 0 K: 1 S: 6	H: 2 LOB: 2 BB: 2 P: 14	R: 0 E: 0 K: 1 S: 8	H: 3 LOB: 2 BB: 0 P: 8	R: 4 E: 0 K: 0 S: 7	H: 4 LOB: 1 BB: 1 P: 12	R: 0 E: 0 K: 1 S: 5	H: 0 LOB: 1 BB: 1 P: 9	R: 0 E: 0 K: 0 S: 3	H: 0 LOB: 2 BB: 2 P: 11	R: 0 E: 0 K: 2 S: 7	H: 0 LOB: 0 BB: 0 P: 7	R: 0 E: 0 K: 0 S: 2	H: 0 LOB: 0 BB: 1 P: 6	R: 0 E: 0 K: 0 S: 2	H: 0 LOB: 0 BB: 1 P: 6	R: 0 E: 1 K: 1 S: 5	H: 0 LOB: 0 BB: 0 P: 5	1B: 3 2B: 5 3B: 0 HR: 1	SF: 0 SAC: 0 DP: 3 HBP: 0	WP: 1 PB: 0 SB: 0 CS: 1	PA: 40	ERA WHIP																	
PITCHER 26 Kyle Davies, R ERA: 4.5 49 Macay McBride, L ERA: 11.25 Blaine Boyer, R ERA: 30 Kevin Barry, R ERA: 34 Joey Devine, R ERA: 3.0	IP 2.0 2.0 1.0 2.0 2.0	WLS W H H W	BF 11 12 5 6 6	H 5 4 0 0 0	R 2 4 0 0 0	ER 2 4 0 0 0	SO 2 1 0 2 1	BB 2 0 2 1 1	IBB 0 0 0 0 0	HBP 0 0 0 0 0	BLK 0 0 0 0 0	WP 0 1 0 0 0	HR 0 1 0 0 0	S 14 12 3 9 7	P 22 21 11 13 11	ERA 9.00 18.00 0.00 0.00 0.00	WHIP 3.500 3.000 2.000 0.500 0.500																							

Batter		1	2	3	4	5	6	7	8	9	AB	R	H	RBI	BB	SO	LOB	TOP																	
Felipe Lopez, S OBP: 0.286, SLG: 0.231 10 Ronnie Belliard, R OBP: 0.182, SLG: 0.200	(1, 4) (5, 4)	X 0-0 E4 5 WP	X 0-0 G3		X 0-0 F7			X 0-0 F8		BB BB BB BB 4-0 5 BB	3 1 0 0 0 0 4 1 0 0 0 1 0 1							Washington Nationals @ Houston Astros Osceola County Stadium, Kissimmee, FL Wed Mar 07 2007, 1:05 PM EST Att. 2,204 - Sunny - 72 F																	
5 Kory Casto, L OBP: 0.429, SLG: 0.200	(1, 10) S X	0-1 F7 1-3		X 0-0 F7		X 0-0 11 G1-3 1B		BB BB BB BB 0-3 K	BB BB BB BB 4-0 1-2 BB	4 0 1 0 1 1 2																									
11 Ryan Zimmerman, R OBP: 0.571, SLG: 0.750 Jose Macias, S	(1, 5) (5, 5) C C C C	0-3 K		X 0-0 G5-3		X 0-0 G1-3 1-2		X 0-0 F8	BB BB BB BB 0-3 K	3 0 0 0 0 1 2 2 0 0 0 0 1 3																									
25 Austin Kearns, R OBP: 0.357, SLG: 0.462 29 Michael Restovich, R	(1, 9) (5, 9) B C C C C	1-3 K 3-H		X 0-0 2B		X 0-3 K		BB BB BB BB 4-0 10 BB BB	BB BB BB BB 0-3 K	3 0 1 0 0 2 1 1 0 0 0 1 1 2																									
Ryan Church, L OBP: 0.313, SLG: 0.231 Chris Snelling, L OBP: 0.300, SLG: 0.333	(1, 7) (8, PH) (8, 7)		-1-2 K	X 0-0 G6-3		X 0-0 G4-3		BB BB BB BB 0-3 K		3 0 0 0 0 1 2 1 0 0 0 0 1 1																									
Brian Schneider, L OBP: 0.625, SLG: 1.143 10 Brandon Harper, R OBP: 0.500, SLG: 0.333	(1, 2) (6, 2)		X 0-0 4 1B 33 1B 1B		X 0-0 F7		X 0-0 4 G3-6-3 1B		BB BB BB BB 4-0 1-2 BB		3 1 2 0 0 0 0 0 0 0 0 1 0 0																								
4 D'Angelo Jimenez, S OBP: 0.538, SLG: 0.545 Josh Wilson, R OBP: 0.417, SLG: 0.333	(1, 6) (6, 6)		X 0-0 33 1B 1-2 1B		X 0-0 7 1B 1B		X 0-0 G3-6-3 1-2 1B		X 0-0 F7		3 0 2 0 0 0 0 1 1 0 0 0 0 0 2																								
33 Larry Broadway, L OBP: 0.417, SLG: 0.364 13 Robert Fick, L OBP: 0.200, SLG: 0.444	(1, 3) (8, PH) (8, 3)		X 0-0 1-3 2-H 1B		X 0-0 L4		X 0-3 K		X 0-0 F7		3 0 1 1 0 1 1 1 0 0 0 0 0 2																								
7 Nook Logan, S OBP: 0.294, SLG: 0.200 77 Abraham Nunez, S OBP: 0.250, SLG: 0.143	(1, 8) (8, 8)		BB BB BB BB 0-3 K		X 0-0 1-2 1B		X 0-0 1B		BB BB BB BB 0-0 1B		3 0 2 0 0 1 2 1 0 0 0 0 1 0																								
Inning Stats		R: 1 E: 1 K: 2 S: 9	H: 0 LOB: 0 BB: 0 P: 10	R: 1 E: 0 K: 2 S: 10	H: 3 LOB: 2 BB: 0 P: 10	R: 0 E: 0 K: 0 S: 4	H: 1 LOB: 1 BB: 0 P: 4	R: 0 E: 0 K: 0 S: 5	H: 2 LOB: 2 BB: 0 P: 5	R: 0 E: 0 K: 1 S: 6	H: 1 LOB: 1 BB: 0 P: 6	R: 0 E: 0 K: 1 S: 5	H: 1 LOB: 0 BB: 0 P: 5	R: 0 E: 0 K: 1 S: 6	H: 1 LOB: 1 BB: 0 P: 6	R: 0 E: 0 K: 1 S: 5	H: 0 LOB: 2 BB: 2 P: 13	R: 0 E: 0 K: 3 S: 9	H: 0 LOB: 2 BB: 2 P: 17	1B: 8 2B: 1 3B: 0 HR: 0	SF: 0 SAC: 0 DP: 1 HBP: 0	WP: 1 PB: 0 SB: 0 CS: 0	PA: 40												
PITCHER		IP	WLS	BF	H	R	ER	SO	BB	IBB	HBP	BLK	WP	HR	S	P	ERA	WHIP	IP	WLS	BF	H	R	ER	SO	BB	IBB	HBP	BLK	WP	HR	S	P	ERA	WHIP
44 Roy Oswalt, R ERA: 3.6	(1, 1)	3.0		14	4	2	1	4	0	0	0	0	1	0	23	24	3.00	1.333	1.0	S	5	0	0	0	3	2	0	0	0	0	0	9	17	0.00	2.000
37 Matt Albers, R ERA:	(4, 1)	2.0		9	3	0	0	1	0	0	0	0	0	0	11	11	0.00	1.500																	
54 Brad Lidge, R ERA: 12.0	(6, 1)	1.0	W	3	1	0	0	1	0	0	0	0	0	0	5	5	0.00	1.000																	
84 Troy Patton, L ERA:	(7, 1)	1.0	H	4	1	0	0	1	0	0	0	0	0	0	6	6	0.00	1.000																	
Ezequiel Astacio, R ERA:	(8, 1)	1.0	H	5	0	0	0	1	2	0	0	0	0	0	5	13	0.00	2.000																	

Batter	1												2												3												4												5												6												7												8												9												AB R H RBI BB SO LOB												TOP											
28 Adam Everett, R OBP: 0.267, SLG: 0.083 10 Cody Ransom, R OBP: 0.417, SLG: 0.500	<div>(1, 6) BB (5, 5) H</div> <div>4-0</div> <div>HBP</div> <div>17 HBP</div>																								<div>(1, 6) S</div> <div>0-3</div> <div></div>																								<div>(1, 6) X</div> <div>0-0</div> <div>F9</div>																								<div>(1, 6) X</div> <div>0-0</div> <div></div>												<div>(1, 6) X</div> <div>0-0</div> <div>F9</div>												<div>(1, 6) X</div> <div>0-0</div> <div>F9</div>												2 0 0 0 0 1 0 2 0 1 0 0 0 0												<div>Houston Astros @ Washington Nationals</div> <div>Space Coast Stadium, Viera, FL</div> <div>Thu Mar 08 2007, 1:05 PM EST</div> <div>Att. 2,555 - Sunny - 74 F</div>											
Mark Loretta, R OBP: 0.412, SLG: 0.286 23 Danny Klassen, R	<div>(1, 5) X</div> <div>0-0</div> <div>F9</div>																								<div>(1, 5) X</div> <div>0-0</div> <div>F9</div>																								<div>(1, 5) X</div> <div>0-0</div> <div></div>												<div>(1, 5) X</div> <div>0-0</div> <div>F9</div>												<div>(1, 5) X</div> <div>0-3</div> <div>1B</div>												3 0 1 0 0 0 1 1 0 0 0 0 1 1																																															
17 Lance Berkman, S	<div>(1, 10) H</div> <div>1-0</div> <div></div>																								<div>(1, 10) X</div> <div>0-0</div> <div>P5</div>																								<div>(1, 10) X</div> <div>0-0</div> <div>G3</div>																								<div>(1, 10) X</div> <div>0-0</div> <div></div>												3 1 1 0 0 0 1																																															
Mike Lamb, L OBP: 0.278, SLG: 0.333 65 Hunter Pence, R OBP: 0.800, SLG: 1.615	<div>(1, 3) X</div> <div>0-0</div> <div>G4-6-3</div>																																				<div>(1, 3) X</div> <div>0-0</div> <div>16 HR</div>																								<div>(1, 3) X</div> <div>0-0</div> <div>L3</div>																								<div>(1, 3) X</div> <div>0-0</div> <div>2B</div>												3 1 1 0 0 0 2 1 1 1 2 0 0 0																																			
Charlton Jimerson, R Luke Scott, L OBP: 0.286, SLG: 0.167													<div>(1, 9) S</div> <div>0-3</div> <div>K</div>																								<div>(1, 9) S</div> <div>0-3</div> <div>K</div>																								<div>(1, 9) S</div> <div>0-3</div> <div>K2-3</div>																								<div>(1, 9) X</div> <div>0-0</div> <div>F7</div>												3 0 0 0 0 3 1 1 0 0 0 0 0 0																																			
16 Jason Lane, R OBP: 0.478, SLG: 0.950													<div>(1, 7) X</div> <div>0-0</div> <div>4 2B</div>																								<div>(1, 7) X</div> <div>0-0</div> <div>1-H</div>																								<div>(1, 7) X</div> <div>0-0</div> <div></div>																								<div>(1, 7) X</div> <div>0-0</div> <div>L4</div>												4 2 3 2 0 0 0																																			
Richard Hidalgo, R OBP: 0.050, SLG: 0.053 20 Josh Anderson, L OBP: 0.167, SLG: 0.167													<div>(1, 8) S</div> <div>0-3</div> <div>K</div>																								<div>(1, 8) X</div> <div>0-0</div> <div>P3</div>																								<div>(1, 8) X</div> <div>0-0</div> <div>F8</div>																								<div>(1, 8) X</div> <div>0-0</div> <div>G5-3</div>												3 0 0 0 0 1 2 1 0 0 0 0 0 0																																			
4 Eric Bruntlett, R OBP: 0.389, SLG: 0.286 Jonathan Ash, L													<div>(1, 4) X</div> <div>0-0</div> <div></div>																								<div>(1, 4) X</div> <div>0-0</div> <div>G6-3</div>																								<div>(1, 4) X</div> <div>0-0</div> <div></div>																								<div>(1, 4) X</div> <div>0-0</div> <div>G6-3</div>												3 0 1 1 0 0 0 1 0 0 0 0 0 0																																			
55 Humberto Quintero, R 13 Eric Munson, L OBP: 0.357, SLG: 0.462													<div>(1, 2) X</div> <div>0-0</div> <div>F7</div>																								<div>(1, 2) X</div> <div>0-0</div> <div>F8</div>																								<div>(1, 2) X</div> <div>0-0</div> <div>F8</div>																								<div>(1, 2) X</div> <div>0-0</div> <div>P2</div>												3 0 0 0 0 0 1 1 0 0 0 0 0 0																																			
Inning Stats	R: 0 H: 0 E: 0 LOB: 1 K: 0 BB: 0 S: 2 P: 7												R: 1 H: 2 E: 0 LOB: 1 K: 2 BB: 0 S: 9 P: 9												R: 0 H: 0 E: 0 LOB: 0 K: 1 BB: 0 S: 5 P: 5												R: 2 H: 2 E: 0 LOB: 0 K: 1 BB: 0 S: 7 P: 7												R: 0 H: 1 E: 0 LOB: 1 K: 0 BB: 0 S: 4 P: 4												R: 0 H: 1 E: 0 LOB: 1 K: 1 BB: 0 S: 6 P: 6												R: 0 H: 1 E: 0 LOB: 1 K: 1 BB: 0 S: 6 P: 6												R: 2 H: 2 E: 0 LOB: 0 K: 0 BB: 0 S: 5 P: 5												R: 0 H: 0 E: 0 LOB: 0 K: 0 BB: 0 S: 3 P: 3												1B: 4 SF: 0 2B: 3 SAC: 0 3B: 0 DP: 1 HR: 2 HBP: 2												WP: 0 PA: 37 PB: 0 SB: 0 CS: 0											
PITCHER	IP WLS BF H R ER SO BB IBB HBP BLK WP HR S P ERA WHIP												IP WLS BF H R ER SO BB IBB HBP BLK WP HR S P ERA WHIP												IP WLS BF H R ER SO BB IBB HBP BLK WP HR S P ERA WHIP												IP WLS BF H R ER SO BB IBB HBP BLK WP HR S P ERA WHIP												IP WLS BF H R ER SO BB IBB HBP BLK WP HR S P ERA WHIP												IP WLS BF H R ER SO BB IBB HBP BLK WP HR S P ERA WHIP												IP WLS BF H R ER SO BB IBB HBP BLK WP HR S P ERA WHIP																																																											
50 Jason Simontacchi, R ERA: 6.43	(1, 1) 4.0 W 17 4 3 3 4 0 0 0 2 0 0 1 23 28 6.75 1.000												(1, 1) 4.0 W 17 4 3 3 3 4 0 0 0 2 0 0 1 23 28 6.75 1.000												(1, 1) 4.0 W 17 4 3 3 3 4 0 0 0 2 0 0 1 23 28 6.75 1.000												(1, 1) 4.0 W 17 4 3 3 3 4 0 0 0 2 0 0 1 23 28 6.75 1.000												(1, 1) 4.0 W 17 4 3 3 3 4 0 0 0 2 0 0 1 23 28 6.75 1.000												(1, 1) 4.0 W 17 4 3 3 3 4 0 0 0 2 0 0 1 23 28 6.75 1.000												(1, 1) 4.0 W 17 4 3 3 3 4 0 0 0 2 0 0 1 23 28 6.75 1.000																																																											
57 Jason Bergmann, R ERA:	(5, 1) 3.0 H 12 3 0 0 2 0 0 0 0 0 0 16 16 0.00 1.000												(5, 1) 3.0 H 12 3 0 0 2 0 0 0 0 0 0 16 16 0.00 1.000												(5, 1) 3.0 H 12 3 0 0 2 0 0 0 0 0 0 16 16 0.00 1.000												(5, 1) 3.0 H 12 3 0 0 2 0 0 0 0 0 0 16 16 0.00 1.000												(5, 1) 3.0 H 12 3 0 0 2 0 0 0 0 0 0 16 16 0.00 1.000												(5, 1) 3.0 H 12 3 0 0 2 0 0 0 0 0 0 16 16 0.00 1.000												(5, 1) 3.0 H 12 3 0 0 2 0 0 0 0 0 0 16 16 0.00 1.000																																																											
34 Ray King, L ERA: 9.0	(8, 1) 1.0 5 2 2 2 0 0 0 0 0 0 1 5 5 18.00 2.000												(8, 1) 1.0 5 2 2 2 2 0 0 0 0 0 1 5 5 18.00 2.000												(8, 1) 1.0 5 2 2 2 2 0 0 0 0 0 1 5 5 18.00 2.000												(8, 1) 1.0 5 2 2 2 2 0 0 0 0 0 1 5 5 18.00 2.000												(8, 1) 1.0 5 2 2 2 2 0 0 0 0 0 1 5 5 18.00 2.000												(8, 1) 1.0 5 2 2 2 2 0 0 0 0 0 1 5 5 18.00 2.000												(8, 1) 1.0 5 2 2 2 2 0 0 0 0 0 1 5 5 18.00 2.000																																																											
32 Chad Cordero, R ERA:	(9, 1) 1.0 3 0 0 0 0 0 0 0 0 0 0 3 3 0.00 0.000												(9, 1) 1.0 3 0 0 0 0 0 0 0 0 0 0 3 3 0.00 0.000												(9, 1) 1.0 3 0 0 0 0 0 0 0 0 0 0 3 3 0.00 0.000												(9, 1) 1.0 3 0 0 0 0 0 0 0 0 0 0 3 3 0.00 0.000												(9, 1) 1.0 3 0 0 0 0 0 0 0 0 0 0 3 3 0.00 0.000												(9, 1) 1.0 3 0 0 0 0 0 0 0 0 0 0 3 3 0.00 0.000												(9, 1) 1.0 3 0 0 0 0 0 0 0 0 0 0 3 3 0.00 0.000																																																											

Batter	1		2		3		4		5		6		7		8		9		AB R H RBI BB SO LOB		BOTTOM			
<div>Felipe Lopez, S<div>(1, 4)</div><div>OBP: 0.222, SLG: 0.176</div></div> <div>Bernie Castro, S<div>(8, 4)</div><div>OBP: 0.714, SLG: 0.667</div></div>	<div>0-0</div> <div>F9</div> <div>1</div> <div>SSS</div>		<div>0-3</div> <div>K</div> <div>2</div>						<div>0-0</div> <div>G4-3</div> <div>1</div> <div>SSS</div>		<div>0-3</div> <div>K</div> <div>2</div>				<div>0-0</div> <div>13 1B</div> <div>10 FC5-4</div> <div>1B</div> <div>1-2 2-3</div>				4 0 0 0 0 2 3 1 1 1 0 0 0 0		<div>Houston Astros @ Washington Nationals</div> <div>Space Coast Stadium, Viera, FL</div> <div>Thu Mar 08 2007, 1:05 PM EST</div> <div>Att. 2,555 - Sunny - 74 F</div> <div>livebaseballscorecards.com</div> <div><div>AB34</div><div>R12</div><div>H12</div><div>RBI12</div><div>BB6</div><div>SO8</div><div>LOB16</div></div> <div><div>WASHINGTON NATIONALS</div></div>			
<div>15 Cristian Guzman, S<div>(1, 10)</div><div>OBP: 0.333, SLG: 0.286</div></div> <div>13 Robert Fick, L<div>(6, PH)</div><div>OBP: 0.250, SLG: 0.455</div></div> <div>(7, 10)</div>	<div>4-0</div> <div>11 1B</div> <div>25 2B</div> <div>BB</div>		<div>0-0</div> <div>11 S</div> <div>2B</div> <div>2-H</div>						<div>0-0</div> <div>G4-3</div> <div>2</div> <div>SSS</div>		<div>0-3</div> <div>K</div> <div>3</div>				<div>0-0</div> <div>10 FC5-4</div> <div>1B</div> <div>1-3 2-H 3-H</div>		2 1 1 1 1 0 0 2 0 1 2 0 1 2							
<div>11 Ryan Zimmerman, R<div>(1, 5)</div><div>OBP: 0.500, SLG: 0.625</div></div> <div>10 Ronnie Belliard, R<div>(8, 5)</div><div>OBP: 0.167, SLG: 0.182</div></div>	<div>0-0</div> <div>25 2B</div> <div>1B</div> <div>1-2</div>		<div>1-3</div> <div>K</div> <div>3</div> <div>2-3</div>						<div>0-0</div> <div>G6-3</div> <div>3</div>				<div>0-0</div> <div>F9</div> <div>1</div>		<div>0-0</div> <div>FC5-4</div> <div>77 HR</div> <div>1-2f 3-H</div>		4 1 1 0 0 1 1 1 1 0 1 0 0 1							
<div>25 Austin Kearns, R<div>(1, 9)</div><div>OBP: 0.412, SLG: 0.533</div></div> <div>77 Abraham Nunez, S<div>(7, 9)</div><div>OBP: 0.300, SLG: 0.556</div></div>	<div>0-0</div> <div>1B</div> <div>2B</div> <div>1-3 2-H</div>				<div>0-0</div> <div>G4-3</div> <div>1</div>						<div>4-0</div> <div>1B 1B</div> <div>BB</div> <div>BB</div>		<div>0-3</div> <div>K</div> <div>2</div>		<div>0-0</div> <div>1-H</div> <div>HR</div>		2 2 1 1 1 0 0 2 1 1 2 0 1 0							
<div>Brian Schneider, L<div>(1, 2)</div><div>OBP: 0.545, SLG: 0.900</div></div> <div>3 Jesus Flores, R<div>(7, 2)</div><div>OBP: 0.375, SLG: 0.429</div></div>	<div>0-3</div> <div>K</div> <div>2</div> <div>SSS</div>				<div>0-0</div> <div>G1-3</div> <div>2</div>				<div>0-0</div> <div>BB 1B</div> <div>1B</div> <div>1-2</div>		<div>4-0</div> <div>BB</div> <div>BB</div>		<div>0-0</div> <div>F8</div> <div>3</div>				3 1 1 0 0 1 2 1 0 0 0 1 0 0							
<div>Chris Snelling, L<div>(1, 7)</div><div>OBP: 0.385, SLG: 0.417</div></div> <div>Jose Macias, S<div>(7, PH)</div><div>(8, 7)</div></div>	<div>0-0</div> <div>2-H 3-H</div> <div>1B</div>				<div>0-0</div> <div>G4-3</div> <div>3</div>				<div>0-0</div> <div>1B 1B</div> <div>1B</div> <div>1-2 2-3</div>		<div>0-0</div> <div>P4</div> <div>3</div>						3 1 2 2 0 0 0 1 0 0 0 0 0 1							
<div>Travis Lee, L<div>(1, 3)</div><div>OBP: 0.500, SLG: 0.500</div></div> <div>33 Larry Broadway, L<div>(7, 3)</div><div>OBP: 0.462, SLG: 0.364</div></div>	<div>0-0</div> <div>G6-3</div> <div>3</div>						<div>0-3</div> <div>K</div> <div>1</div> <div>SSS</div>		<div>4-0</div> <div>7 S</div> <div>7 1B</div> <div>FC4-2-5-1</div> <div>BB</div> <div>1-2 2-3 3-H</div>				<div>4-0</div> <div>1B 13 BB</div> <div>1B</div> <div>BB</div>				2 0 0 1 1 1 1 0 1 0 0 1 0 0							
<div>Josh Wilson, R<div>(1, 6)</div><div>OBP: 0.563, SLG: 0.500</div></div>			<div>0-0</div> <div>7 SH1-3</div> <div>15 2B</div> <div>1B</div>				<div>0-0</div> <div>7 G4-3</div> <div>1B</div>		<div>0-0</div> <div>7 FC4-2-5-1</div> <div>1B</div> <div>1-2 2-H 3-H</div>				<div>4-0</div> <div>13 1B</div> <div>BB</div> <div>1-2</div>				3 2 3 2 1 0 0							
<div>7 Nook Logan, S<div>(1, 8)</div><div>OBP: 0.250, SLG: 0.167</div></div>			<div>0-0</div> <div>SH1-3</div> <div>1-2</div>				<div>0-0</div> <div>G4-3</div> <div>2</div> <div>3</div> <div>1-2f</div>		<div>1-0</div> <div>FC4-2-5-1</div> <div>1-2 2-H</div>				<div>0-3</div> <div>K</div> <div>1</div> <div>SSS</div>				3 0 0 0 0 1 5							
Inning Stats	R: 3 E: 0 K: 1 S: 8	H: 3 LOB: 1 BB: 1 P: 12	R: 1 E: 0 K: 2 S: 9	H: 2 LOB: 1 BB: 0 P: 10	R: 0 E: 0 K: 0 S: 3	H: 0 LOB: 0 BB: 0 P: 3	R: 0 E: 0 K: 1 S: 5	H: 1 LOB: 0 BB: 0 P: 5	R: 0 E: 0 K: 0 S: 3	H: 0 LOB: 0 BB: 0 P: 3	R: 3 E: 0 K: 2 S: 10	H: 3 LOB: 2 BB: 2 P: 19	R: 0 E: 0 K: 1 S: 5	H: 0 LOB: 1 BB: 1 P: 9	R: 5 E: 0 K: 1 S: 8	H: 3 LOB: 0 BB: 2 P: 16			1B: 9 2B: 2 3B: 0 HR: 1	SF: 0 SAC: 1 DP: 1 HBP: 0	WP: 0 PB: 0 SB: 2 CS: 0	PA: 41		
PITCHER	IP WLS BF	WLS L	BF 15	H 5	R 4	ER 4	SO 3	BB 1	IBB 0	HBP 0	BLK 0	WP 0	HR 0	S 20	P 25	ERA 12.00	WHIP 2.000	PITCHER	IP WLS BF	H R	ER SO	BB IBB HBP BLK	WP HR S P	ERA WHIP
23 Jason Jennings, R <div>(1, 1)</div> <div>ERA: 7.2</div>																								
43 Chris Sampson, R <div>(4, 1)</div> <div>ERA: 4.91</div>	2.0		6	1	0	0	1	0	0	0	0	0	0	8	8	0.00	0.500							
Chad Qualls, R <div>(6, 1)</div> <div>ERA: 13.5</div>	1.0		8	3	3	3	2	2	0	0	0	0	0	10	19	27.00	5.000							
Trever Miller, L <div>(7, 1)</div> <div>ERA:</div>	1.0		4	0	0	0	1	1	0	0	0	0	0	5	9	0.00	1.000							
55 Felipe Paulino, R <div>(8, 1)</div> <div>ERA: 16.88</div>	1.0		8	3	5	5	1	2	0	0	0	0	1	8	16	45.00	5.000							

Batter	1		2		3		4		5		6		7		8		9		10		AB R H RBI BB SO LOB		BOTTOM					
<div>Felipe Lopez, S OBP: 0.190, SLG: 0.150</div> <div>Bernie Castro, S OBP: 0.667, SLG: 0.625</div>	(1, 4)	X	0-0		①	X	0-0		③	X	0-0		②	X	0-0		②	X	0-0		1B	3 0 0 0 0 0 2	<div>New York Mets @ Washington Nationals</div> <div>Space Coast Stadium, Viera, FL</div> <div>Sat Mar 10 2007, 1:05 PM EST</div> <div>Att. 6,464 - Partly Cloudy - 75 F</div>					
<div>15 Cristian Guzman, S OBP: 0.250, SLG: 0.200</div> <div>29 Michael Restovich, R (7, PH)</div> <div>Joe Thurston, L OBP: 0.273, SLG: 0.200</div> <div>(8, 10)</div> <div>(9, PR)</div> <div>(10, 10)</div>	(1, 10)	X	0-0		②	X	0-0		①	S S S	0-3		③	H	1-0		H	1-0		10 FC4-6 SH2-3	3 0 0 0 0 0 1 1							
<div>11 Ryan Zimmerman, R OBP: 0.429, SLG: 0.526</div> <div>Jose Macias, S (7, 5)</div>	(1, 5)	X	0-0		③	X	0-0		②	X	0-0		①	X	0-0		③	X	0-0		1-2 2-3	3 0 0 0 0 0 0						
<div>25 Austin Kearns, R OBP: 0.400, SLG: 0.471</div> <div>77 Abraham Nunez, S OBP: 0.400, SLG: 0.500</div>	(1, 9)	X	0-0		①	X	0-0		BB	X	0-0		②	X	0-0		BB	X	0-0		IBB	2 1 0 0 1 0 0						
<div>Brian Schneider, L OBP: 0.500, SLG: 0.846</div> <div>3 Jesus Flores, R OBP: 0.400, SLG: 0.556</div> <div>Ryan Church, L OBP: 0.263, SLG: 0.188</div> <div>10 Ronnie Belliard, R OBP: 0.200, SLG: 0.214</div> <div>10 Brandon Harper, R OBP: 0.500, SLG: 0.333</div>	(1, 2)	X	0-0		②	X	0-0		1-H	X	0-0		③	X	0-0		2B	X	0-0		81 FC6-4	3 0 1 1 0 0 0						
<div>Chris Snelling, L OBP: 0.412, SLG: 0.385</div> <div>81 Darrell McDonald, R OBP: 0.182, SLG: 0.400</div>	(1, 7)	X	0-0		③	X	0-0		BB	X	0-0		BB	X	0-0		G1-3	X	0-0		1-2f 2-3 3-H	1 1 0 0 2 0 0						
<div>Travis Lee, L OBP: 0.333, SLG: 0.286</div> <div>13 Robert Fick, L OBP: 0.286, SLG: 0.462</div>	(1, 3)	X	0-0		①	X	0-0		③	X	0-0		①	X	0-0		①	X	0-0		1B	3 0 0 0 0 0 3						
<div>Josh Wilson, R OBP: 0.600, SLG: 0.533</div> <div>4 D'Angelo Jimenez, S OBP: 0.471, SLG: 0.467</div>	(1, 6)	X	0-0		1B	X	0-0		7 BLK	X	0-0		BB	X	0-0		②	X	0-0		1-2	3 0 2 0 1 0 0						
<div>7 Nook Logan, S OBP: 0.280, SLG: 0.182</div>	(1, 8)	X	0-0		②	X	0-0		1-2	X	0-0		BB	X	0-0		③	X	0-0		2-H	4 0 1 1 1 0 2						
Inning Stats	R: 0 E: 0 K: 0 S: 3	H: 0 LOB: 0 BB: 0 P: 3	R: 0 E: 0 K: 0 S: 3	H: 0 LOB: 0 BB: 0 P: 3	R: 0 E: 0 K: 0 S: 4	H: 1 LOB: 1 BB: 0 P: 4	R: 1 E: 0 K: 0 S: 4	H: 1 LOB: 2 BB: 2 P: 12	R: 0 E: 0 K: 0 S: 6	H: 1 LOB: 1 BB: 0 P: 6	R: 0 E: 0 K: 0 S: 3	H: 0 LOB: 0 BB: 0 P: 3	R: 1 E: 0 K: 0 S: 3	H: 0 LOB: 3 BB: 3 P: 16	R: 3 E: 0 K: 0 S: 5	H: 2 LOB: 0 BB: 1 P: 9	R: 1 E: 1 K: 0 S: 4	H: 1 LOB: 2 BB: 1 P: 9	R: 1 E: 0 K: 0 S: 3	H: 2 LOB: 1 BB: 0 P: 3	1B: 5 2B: 2 3B: 0 HR: 1	SF: 0 SAC: 2 DP: 0 HBP: 2	WP: 0 PB: 0 SB: 0 CS: 0	PA: 45				
PITCHER	IP	WLS	BF	H	R	ER	SO	BB	IBB	HBP	BLK	WP	HR	S	P	ERA	WHIP											
46 Oliver Pérez, L ERA: 6.0	(1, 1)	4.0		16	2	1	1	0	2	0	0	0	0	0	14	22	2.25	1.000										
40 Ambiorix Burgos, R ERA: 6.75	(5, 1)	1.0		4	1	0	0	1	0	0	0	1	0	0	6	6	0.00	1.000										
25 Pedro Feliciano, L ERA:	(6, 1)	1.0		3	0	0	0	0	0	0	0	0	0	0	3	3	0.00	0.000										
Alay Soler, R ERA: 7.5	(7, 1)	1.0		10	2	4	4	0	4	0	1	0	0	1	5	22	36.00	6.000										
66 Clint Nageotte, R ERA: 3.86	(8, 1)	1.1	H	7	1	1	1	0	0	1	1	0	0	0	5	10	6.75	0.750										
PITCHER	IP	WLS	BF	H	R	ER	SO	BB	IBB	HBP	BLK	WP	HR	S	P	ERA	WHIP											
73 Eddie Camacho, L ERA: 9.0	(9, 1)	1.0	L	5	2	1	0	0	0	0	0	0	0	1	0	10	6.75	0.750										

Batter	1		2		3		4		5		6		7		8		9		AB R H RBI BB SO LOB	BOTTOM	
<div>Felipe Lopez, S<div>(1, 4)</div><div>OBP: 0.167, SLG: 0.130</div></div> <div>Joe Thurston, L<div>(6, 4)</div><div>OBP: 0.308, SLG: 0.250</div></div>	<div>0-0</div> <div>G4-3</div> <div>1</div>			<div>0-3</div> <div></div> <div>2</div>	<div>1-0</div> <div>G3</div> <div>2</div>		<div>0-0</div> <div>G3</div> <div>2</div>		<div>0-0</div> <div>G3</div> <div>2</div>		<div>0-0</div> <div>G3</div> <div>2</div>		<div>0-0</div> <div>G3</div> <div>2</div>		<div>0-0</div> <div>HR</div> <div>1B</div>			3 0 0 0 0 1 2 2 1 1 0 0 0 0	<div>New York Mets @ Washington Nationals</div> <div>Space Coast Stadium, Viera, FL</div> <div>Mon Mar 12 2007, 1:05 PM EDT</div> <div>Att. 4,924 - Partly Cloudy - 76 F</div> <div>livebaseballscorecards.com</div>		
<div>Chris Snelling, L<div>(1, 7)</div><div>OBP: 0.409, SLG: 0.529</div></div>	<div>0-3</div> <div>K</div> <div>2</div>		<div>1-0</div> <div>11 2B</div> <div>25 WP</div> <div>HBP</div>	<div>0-0</div> <div>P5</div> <div>3</div>		<div>0-0</div> <div>F7</div> <div>3</div>		<div>0-0</div> <div>F7</div> <div>3</div>		<div>0-0</div> <div>F7</div> <div>3</div>		<div>0-0</div> <div>HR</div>		<div>0-0</div> <div>HR</div>		4 2 1 3 0 1 1					
<div>11 Ryan Zimmerman, R<div>(1, 5)</div><div>OBP: 0.500, SLG: 0.818</div></div> <div>5 Kory Casto, L<div>(6, 5)</div><div>OBP: 0.529, SLG: 0.500</div></div>	<div>0-0</div> <div></div> <div>2B</div>		<div>0-0</div> <div>25 WP</div> <div>1-3</div> <div>3-H</div> <div>2B</div>		<div>0-0</div> <div>HR</div>		<div>0-0</div> <div>HR</div>		<div>4-0</div> <div>77 1B</div> <div>BB</div>		<div>0-0</div> <div>1B</div>		<div>0-0</div> <div>1B</div>		<div>0-0</div> <div>1B</div>		3 1 3 2 0 0 0 1 0 1 0 1 0 0				
<div>25 Austin Kearns, R<div>(1, 9)</div><div>OBP: 0.462, SLG: 0.476</div></div> <div>77 Abraham Nunez, S<div>(5, PR)</div><div>OBP: 0.421, SLG: 0.688</div></div>	<div>0-0</div> <div>G6-3</div> <div>3</div>		<div>4-0</div> <div>2-3</div> <div>3-H</div> <div>BB</div>		<div>0-0</div> <div>13 1B</div> <div>61 FC3-2</div> <div>1B</div>		<div>0-0</div> <div>13 1B</div> <div>61 FC3-2</div> <div>1B</div>		<div>0-0</div> <div>1B</div>		<div>0-0</div> <div>1B</div>		<div>0-0</div> <div>1B</div>		<div>0-0</div> <div>F7</div> <div>2</div>		<div>0-0</div> <div>F7</div> <div>2</div>			2 0 1 0 1 0 1 2 0 1 0 0 0 1	
<div>13 Robert Fick, L<div>(1, 3)</div><div>OBP: 0.294, SLG: 0.438</div></div> <div>33 Larry Broadway, L<div>(6, 3)</div><div>OBP: 0.333, SLG: 0.316</div></div>		<div>0-3</div> <div>K</div> <div>1</div>	<div>0-3</div> <div>K</div> <div>3</div>		<div>0-0</div> <div>61 FC3-2</div> <div>SF8</div> <div>1B</div>		<div>0-0</div> <div>61 FC3-2</div> <div>SF8</div> <div>1B</div>		<div>0-0</div> <div>1B</div>		<div>0-3</div> <div>K</div> <div>1</div>		<div>0-0</div> <div>K</div> <div>1</div>		<div>0-0</div> <div>F7</div> <div>3</div>		<div>0-0</div> <div>F7</div> <div>3</div>			3 1 1 0 0 2 2 2 0 0 0 0 1 3	
<div>61 Juan Brito, R<div>(1, 2)</div><div>OBP: 0.364, SLG: 0.556</div></div> <div>Danny Ardoin, R<div>(7, PH)</div><div>OBP: 0.125, SLG: 0.125</div></div>	<div>0-3</div> <div>K</div> <div>2</div>		<div>0-3</div> <div>K</div> <div>2</div>		<div>4-0</div> <div>7 SH1-4</div> <div>15 1B</div> <div>BB</div>		<div>0-0</div> <div>FC3-2</div>		<div>0-0</div> <div>FC3-2</div>		<div>0-3</div> <div>K</div> <div>2</div>		<div>0-3</div> <div>K</div> <div>2</div>				<div>0-3</div> <div>K</div> <div>2</div>		2 1 0 0 1 1 2 1 0 0 0 0 1 2		
<div>Josh Wilson, R<div>(1, 6)</div><div>OBP: 0.500, SLG: 0.450</div></div>	<div>0-0</div> <div>G6-3</div> <div>3</div>		<div>0-0</div> <div>G6-3</div> <div>3</div>		<div>0-0</div> <div>7 SH1-4</div> <div>15 1B</div> <div>1B</div>		<div>0-0</div> <div>SF8</div>		<div>0-0</div> <div>SF8</div>		<div>0-0</div> <div>P3</div> <div>3</div>		<div>0-0</div> <div>P3</div> <div>3</div>				<div>0-0</div> <div>P3</div> <div>3</div>		3 1 1 1 0 0 2		
<div>7 Nook Logan, S<div>(1, 8)</div><div>OBP: 0.323, SLG: 0.296</div></div>			<div>0-0</div> <div>11 2B</div> <div>3B</div>	<div>0-0</div> <div>SH1-4</div> <div>1-2</div> <div>2-3</div>	<div>0-0</div> <div>SH1-4</div> <div>1-2</div> <div>2-3</div>		<div>0-3</div> <div>K</div> <div>1</div>		<div>0-3</div> <div>K</div> <div>1</div>		<div>0-0</div> <div>G5-3</div> <div>1</div>		<div>0-0</div> <div>G5-3</div> <div>1</div>		<div>0-0</div> <div>G1-3</div> <div>1</div>		<div>0-0</div> <div>G1-3</div> <div>1</div>		3 1 1 0 0 1 1		
<div>41 Shawn Hill, R<div>(1, 1)</div></div> <div>15 Cristian Guzman, S<div>(4, PH)</div><div>OBP: 0.308, SLG: 0.223</div></div> <div>38 Joel Hanrahan, R<div>(5, 1)</div></div> <div>34 Ray King, L<div>(7, 1)</div></div> <div>Jon Rauch, R<div>(8, 1)</div></div> <div>Ryan Church, L<div>(8, PH)</div><div>OBP: 0.320, SLG: 0.238</div></div> <div>Bernie Castro, S<div>(8, PR)</div><div>OBP: 0.638, SLG: 0.455</div></div> <div>32 Chad Cordero, R<div>(9, 1)</div></div>			<div>0-3</div> <div>K</div> <div>1</div>	<div>0-3</div> <div>K</div> <div>1</div>	<div>0-0</div> <div>G3</div> <div>PB</div> <div>1B</div> <div>2-H</div> <div>3-H</div>		<div>0-0</div> <div>G5-3</div> <div>1</div>		<div>0-0</div> <div>G5-3</div> <div>1</div>		<div>0-0</div> <div>G5-3</div> <div>1</div>		<div>4-0</div> <div>1B</div> <div>HR</div> <div>BB</div>		<div>4-0</div> <div>1B</div> <div>HR</div> <div>BB</div>		1 0 0 0 0 0 1 1 1 0 1 2 0 0 0 0 1 0 1 0 0 0 0 1 0 0 0 0 0 0 0 0 0 0 0 0 0 0	<div>WASHINGTON NATIONALS</div>			
Inning Stats	R: 0 E: 0 K: 1 S: 6	H: 1 LOB: 1 BB: 0 P: 6	R: 0 E: 0 K: 2 S: 7	H: 0 LOB: 0 BB: 0 P: 7	R: 2 E: 0 K: 3 S: 11	H: 2 LOB: 2 BB: 1 P: 16	R: 2 E: 0 K: 0 S: 5	H: 2 LOB: 1 BB: 1 P: 10	R: 2 E: 0 K: 1 S: 8	H: 3 LOB: 1 BB: 0 P: 8	R: 0 E: 0 K: 0 S: 3	H: 0 LOB: 0 BB: 0 P: 3	R: 0 E: 0 K: 2 S: 8	H: 1 LOB: 2 BB: 1 P: 12	R: 3 E: 0 K: 0 S: 6	H: 3 LOB: 1 BB: 1 P: 10	1B: 7 2B: 2 3B: 1 HR: 2		SF: 1 SAC: 1 DP: 0 HBP: 1	WP: 1 PB: 1 SB: 0 CS: 0	PA: 41
PITCHER	IP WLS BF	WLS BF	H ER SO	R ER SO	BB IBB HBP BLK	HR S P	ERA WHIP	PITCHER	IP WLS BF	H R ER SO	BB IBB HBP BLK	WP HR S P	ERA WHIP								
61 Chan Ho Park, R <div>ERA: 7.11</div>	(1, 1) 3.1		5 4 6	4 4 6	2 0 1 0	0 27 36	10.80 2.100														
Alay Soler, R <div>ERA: 8.22</div>	(4, 1) 1.2	8	3 2 1	2 2 1	0 0 0	1 10 11	10.80 1.800														
13 Billy Wagner, L <div>ERA: 1.8</div>	(6, 1) 1.0	3	0 0 0	0 0 0	0 0 0	3 3 12	0.00 0.000														
25 Pedro Feliciano, L <div>ERA:</div>	(7, 1) 1.0	5	1 0 3	0 0 3	1 0 1	8 12 10	0.00 2.000														
39 Jon Adkins, R <div>ERA: 11.57</div>	(8, 1) 1.0	L 7	3 3 0	3 3 0	1 0 0	6 10 10	27.00 4.000														

Batter		1	2	3	4	5	6	7	8	9	AB	R	H	RBI	BB	SO	LOB	TOP										
<div>Ivan Rodriguez, R</div> <div>OBP: 0.405, SLG: 0.676</div> <div>70 Dane Sardinha, R</div> <div>OBP: 0.200, SLG: 0.125</div> <div>(1, 2)</div> <div>(7, PH)</div> <div>(7, 2)</div>	X	0-0 P3	0-3 K			0-0 G4-3		2-1 1B		4-0 BB	3	0	0	0	0	1	2	<div>Detroit Tigers @ Washington Nationals</div> <div>Space Coast Stadium, Viera, FL</div> <div>Thu Mar 15 2007, 7:05 PM EDT</div> <div>Att. 4,013 - Cloudy - 73 F</div>										
<div>14 Placido Polanco, R</div> <div>OBP: 0.636, SLG: 0.778</div> <div>19 Kevin Hooper, R</div> <div>OBP: 0.083, SLG: 0.083</div> <div>(1, 4)</div> <div>(7, PH)</div> <div>(7, 4)</div>	H	1-0 1B HBP		0-0 F8		0-0 P4		0-0 F9		0-0 F9	2	0	0	0	0	0	0											
<div>Craig Monroe, R</div> <div>OBP: 0.320, SLG: 0.440</div> <div>Clete Thomas, L</div> <div>(1, 10)</div> <div>(8, PH)</div> <div>(8, 10)</div>	SST	0-2 K		0-0 P2		0-0 F7			4-0 68 FC1-6-5 45 S BB	3	0	0	0	0	1	1												
<div>Sean Casey, L</div> <div>OBP: 0.242, SLG: 0.323</div> <div>45 Kody Kirkland, R</div> <div>OBP: 0.176, SLG: 0.250</div> <div>(1, 3)</div> <div>(6, 5)</div>	X	0-0 1-2 1B		0-0 2B		0-0 G6-3			0-3 1-2 K	3	0	2	0	0	0	0												
<div>33 Marcus Thames, R</div> <div>OBP: 0.393, SLG: 0.714</div> <div>68 Ryan Raburn, R</div> <div>OBP: 0.529, SLG: 0.692</div> <div>(1, 7)</div> <div>(6, PR)</div> <div>(6, 7)</div>	X	0-0 G4-3		0-0 F8		0-0 20 G4-6-3 1B			0-0 FC1-6-5 66 3B	3	0	1	0	0	0	3												
<div>20 Omar Infante, R</div> <div>OBP: 0.229, SLG: 0.333</div> <div>66 Cameron Maybin, R</div> <div>OBP: 0.500, SLG: 0.750</div> <div>(1, 8)</div> <div>(7, 8)</div>			0-0 G4-3		0-0 G5-3			0-0 G4-6-3	0-0 2-H 3B	3	0	0	0	0	0	1												
<div>67 Mike Hessman, R</div> <div>OBP: 0.333, SLG: 0.500</div> <div>(1, 5)</div> <div>(6, 3)</div>			0-0 F8		0-0 1B			0-0 G6-3	0-0 G5-3	4	0	1	0	0	0	1												
<div>24 Brent Clevlen, R</div> <div>OBP: 0.360, SLG: 0.500</div> <div>(1, 9)</div>			0-0 2B		0-3 K			0-3 K		0-0 G3-1	4	0	1	0	0	2	1											
<div>39 Ramon Santiago, S</div> <div>OBP: 0.333, SLG: 0.545</div> <div>(1, 6)</div>			4-0 BB		0-0 G3			4-0 70 S 70 1B BB		0-0 B3	2	1	0	0	2	0	1											
Inning Stats		R: 0 E: 0 K: 1 S: 6	H: 1 LOB: 2 BB: 0 P: 7	R: 0 E: 0 K: 1 S: 6	H: 1 LOB: 1 BB: 0 P: 4	R: 0 E: 0 K: 1 S: 6	H: 1 LOB: 1 BB: 0 P: 6	R: 0 E: 0 K: 0 S: 3	H: 0 LOB: 0 BB: 0 P: 3	R: 0 E: 0 K: 0 S: 3	H: 1 LOB: 1 BB: 0 P: 3	R: 1 E: 0 K: 1 S: 7	H: 1 LOB: 1 BB: 1 P: 13	R: 1 E: 0 K: 1 S: 6	H: 1 LOB: 1 BB: 1 P: 10	R: 0 E: 0 K: 0 S: 3	H: 0 LOB: 1 BB: 1 P: 7	1B: 4 2B: 2 3B: 1 HR: 0	SF: 0 SAC: 0 DP: 1 HBP: 1	WP: 0 PB: 0 SB: 2 CS: 0	PA: 38							
PITCHER		IP	WLS	BF	H	R	ER	SO	BB	IBB	HBP	BLK	WP	HR	S	P	ERA	WHIP										
<div>47 Matt Chico, L</div> <div>ERA: 3.86</div> <div>(1, 1)</div>		4.0		18	4	0	0	3	1	0	1	0	0	0	22	27	0.00	1.250										
<div>17 Tim Redding, R</div> <div>ERA: 12.71</div> <div>(5, 1)</div>		3.0	L	11	2	1	1	1	1	0	0	0	0	0	13	19	3.00	1.000										
<div>43 Jesus Colome, R</div> <div>ERA: 5.4</div> <div>(8, 1)</div>		1.0		5	1	1	1	1	1	0	0	0	0	0	6	10	9.00	2.000										
<div>63 Winston Abreu, R</div> <div>ERA:</div> <div>(9, 1)</div>		1.0		4	0	0	0	0	1	0	0	0	0	0	3	7	0.00	1.000										

[illegible]

[illegible]

Batter	1	2	3	4	5	6	7	8	9	ABRHH RBI BB SO LOB	TOP									
												Washington Nationals @ Cleveland Indians Chain of Lakes Park, Winter Haven, FL Fri Mar 16 2007, 12:35 PM EDT								

Washington Nationals @ New York Mets
Tradition Field, Port St. Lucie, FL
Sat Mar 17 2007, 1:10 PM EDT
Att. 5,128 - Sunny - 70 F

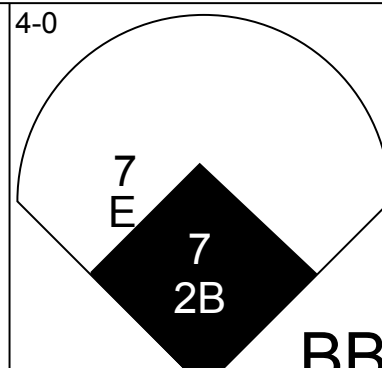
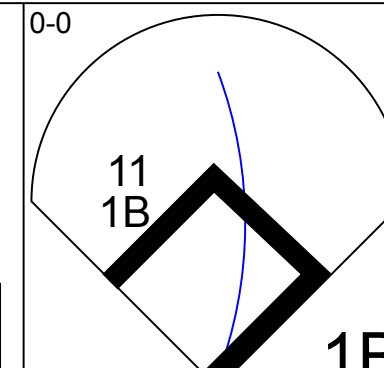
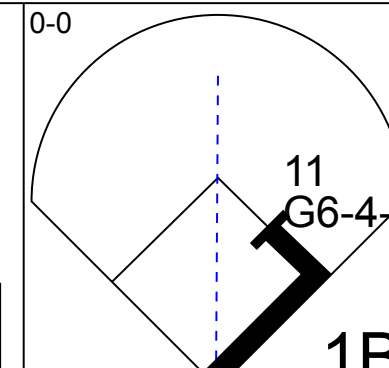
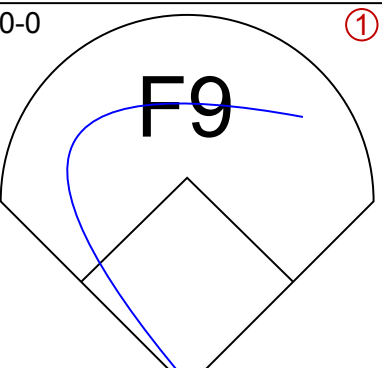
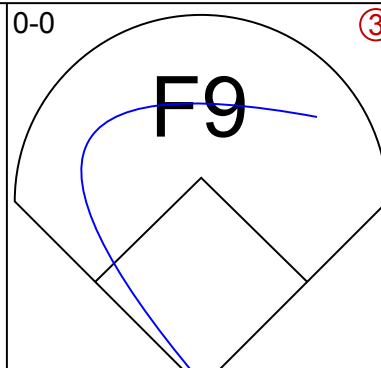
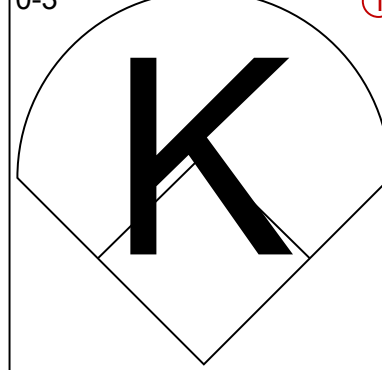
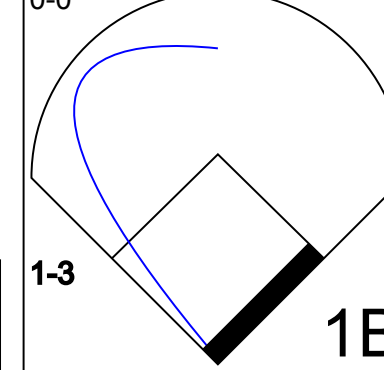
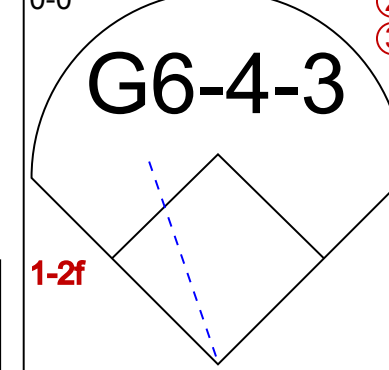
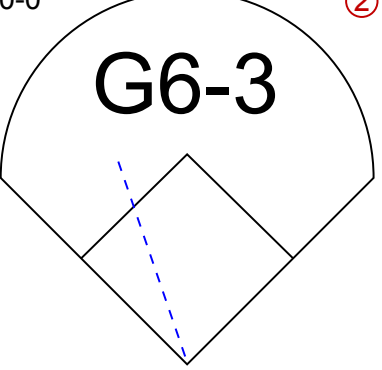
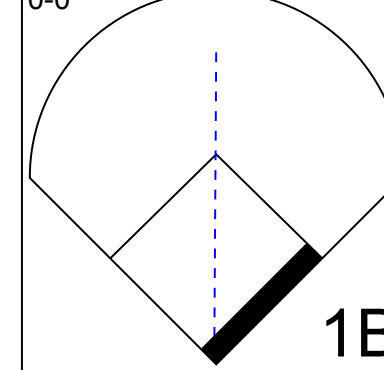
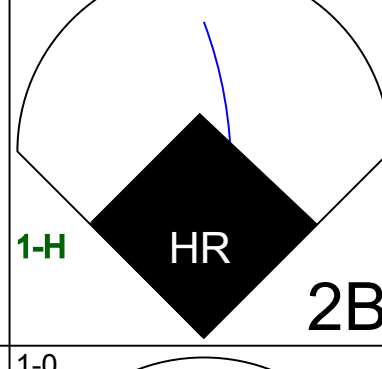
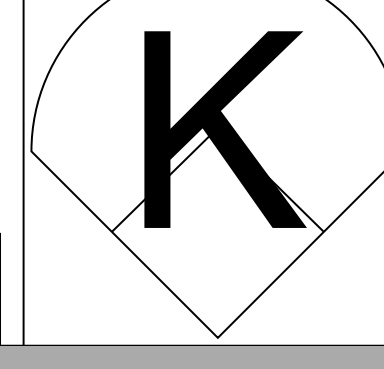
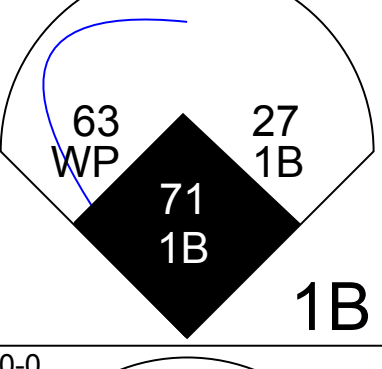
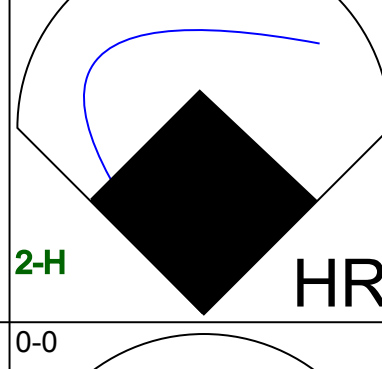
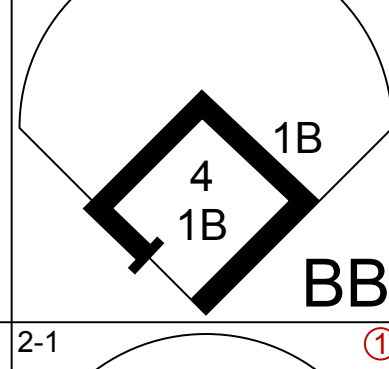
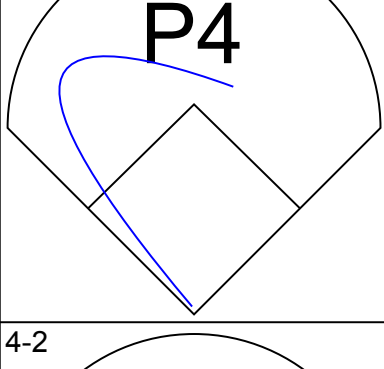
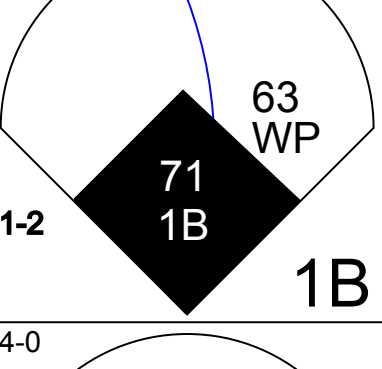
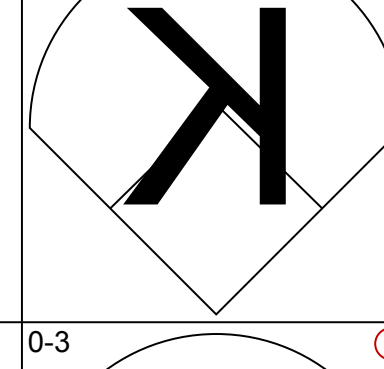
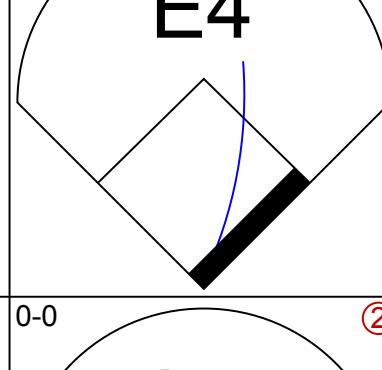
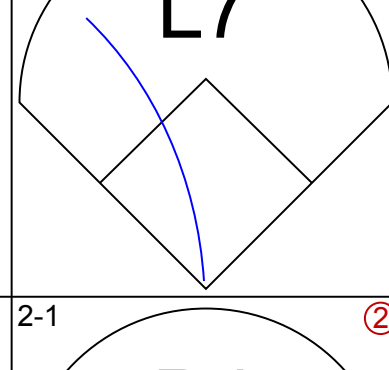
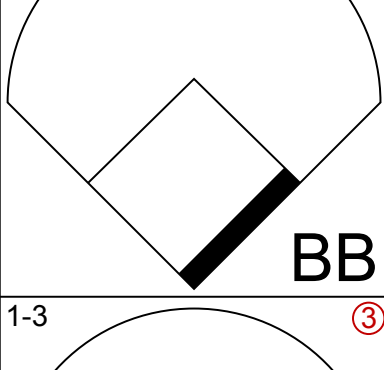
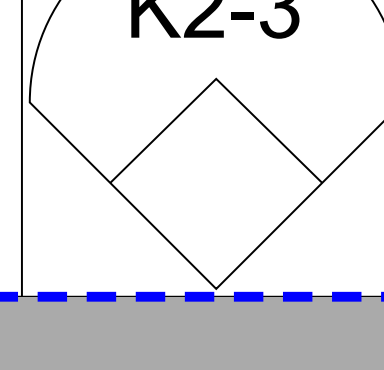
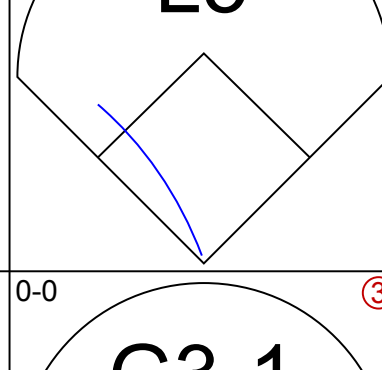
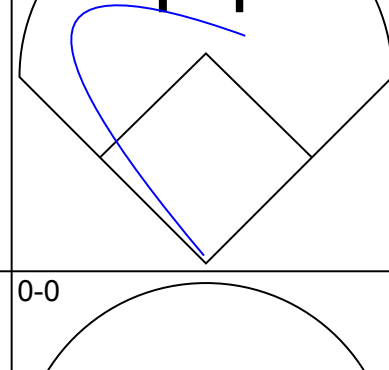
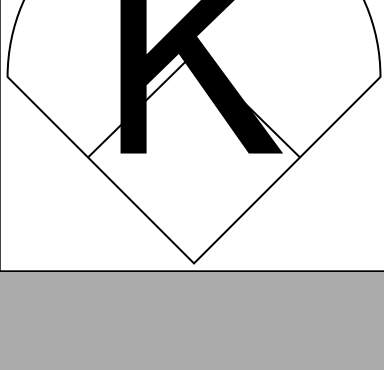
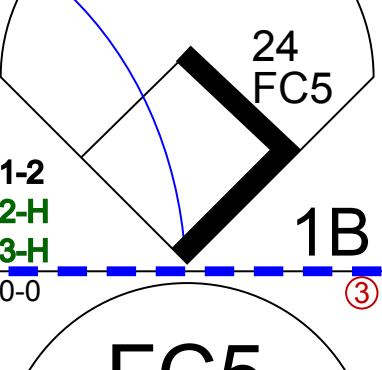
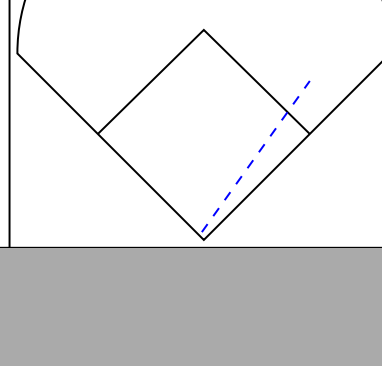
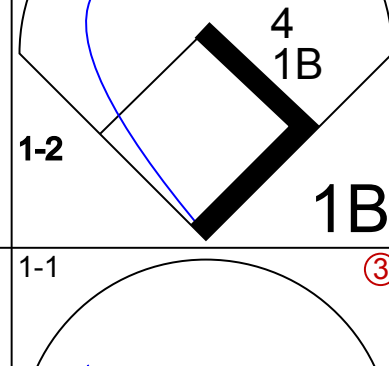
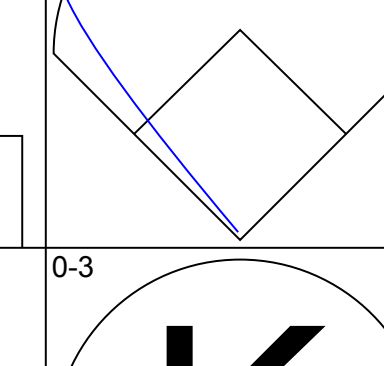
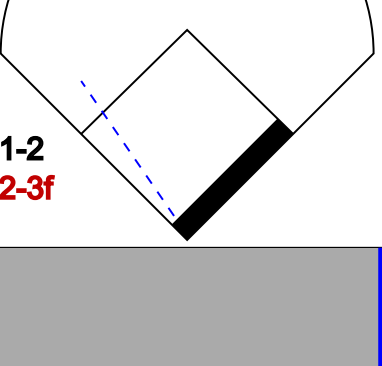
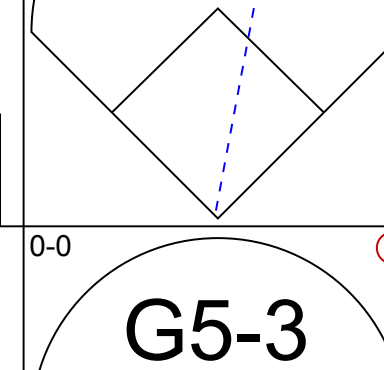
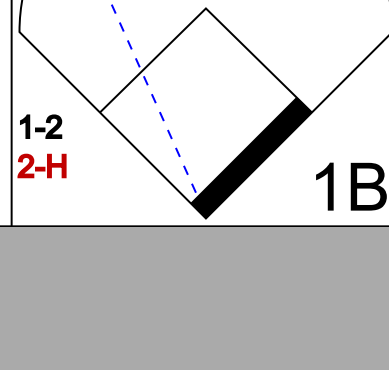
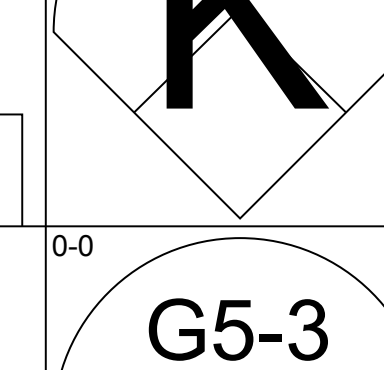
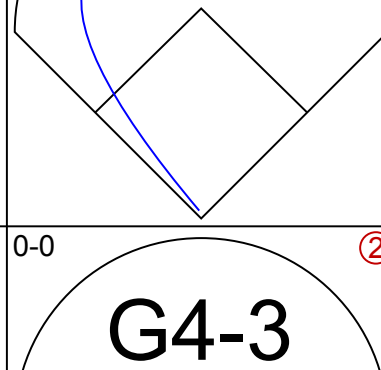
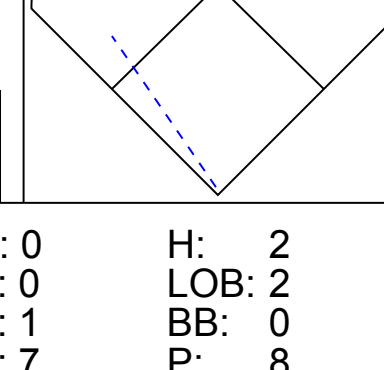
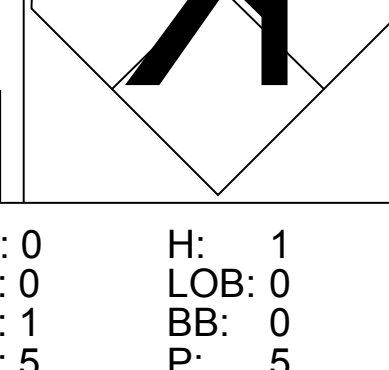
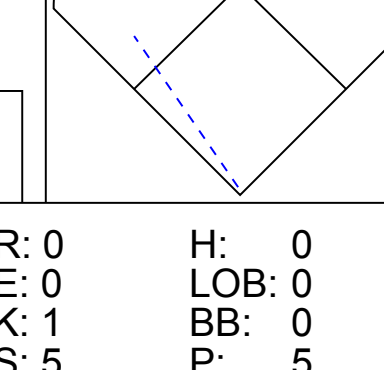
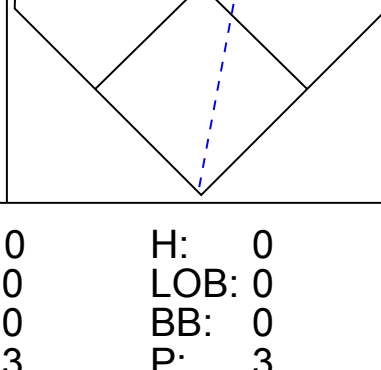
Batter	1		2		3		4		5		6		7		8		9		AB	R	H	RBI	BB	SO	LOB	BOTTOM
7 José Reyes, S OBP: 0.404, SLG: 0.628 Jose Coronado, S (1, 6) (6, 6)	X	0-0 G6-3			X	0-0 P5			X	0-0 L4					X	0-0 G4-3			3	0	0	0	0	0	1	Washington Nationals @ New York Mets Tradition Field, Port St. Lucie, FL Sat Mar 17 2007, 1:10 PM EDT Att. 5,128 - Sunny - 70 F
5 David Wright, R OBP: 0.386, SLG: 0.421 Mark Kiger, R (1, 5) (7, 5)	X	0-0 15S 1B			CS	0-3 K			CS	0-3 K					B	4-0 951B BB			3	0	1	0	0	2	0	
15 Carlos Beltrán, S OBP: 0.256, SLG: 0.486 95 Emmanuel García, L (1, 8) (7, 4)	B X	1-0 F7			X	0-0 G4-3			X	0-0 G4-3					X	0-0 1-2 3-H 1B			3	0	0	0	0	0	1	
18 Moises Alou, R OBP: 0.188, SLG: 0.226 89 Chip Ambres, R (1, 7) (7, 7)	X	0-0 F8			CS	0-3 K			X	0-0 G6-3					X	0-0 F8			3	0	0	0	0	1	1	
16 Paul Lo Duca, R OBP: 0.241, SLG: 0.192 Jésus Feliciano, L (1, 2) (8, 9)			X	0-0 G5-3		X	0-0 L7		X	0-0 G3				X	0-0 F7		X	0-0 F8	3	0	0	0	0	0	0	
20 Shawn Green, L OBP: 0.227, SLG: 0.381 93 Andy Tracy, L (1, 9) (8, 3)			X	0-0 BB 1B		X	0-0 G3		X				X	0-0 G4-3		CS	0-3 K	3	0	1	0	0	0	0		
Julio Franco, R OBP: 0.435, SLG: 0.316 93 Carlos Muniz, R (1, 3) (8, 1) 13 Billy Wagner, L (9, 1) Dustin Martin, L (9, PH)			B 1 SAFE BB BB	4-0 22BB BB		X	0-0 G6-3		X	0-0 G4-3			X	0-0 G4-3		CS	0-3 K	2	0	0	0	1	0	0		
22 Jose Valentin, S OBP: 0.444, SLG: 0.739 10 Endy Chavez, L OBP: 0.378, SLG: 0.424 (1, 4) (7, 8)			B BB BB	4-0 1-2 BB		X	0-0 19G5-3 1B		X	0-0 G5-3			X	0-0 G4-3 951B 2B		CS	0-3 K	1	0	1	0	1	0	0		
61 Chan Ho Park, R (1, 1) 29 Jorge Sosa, R (4, 1) 19 Sandy Alomar Jr., R (5, PH) 25 Pedro Feliciano, L (6, 1) 11 Ramon Castro, R OBP: 0.381, SLG: 0.412 (8, 2)			X	0-0 P3					X	0-0 G5-3					X	0-0 G5-3			1	0	0	0	0	0	2	
Inning Stats	R: 0 E: 0 K: 0 S: 4	H: 1 LOB: 1 BB: 0 P: 5	R: 0 E: 0 K: 0 S: 3	H: 1 LOB: 2 BB: 2 P: 11	R: 0 E: 0 K: 1 S: 5	H: 0 LOB: 0 BB: 0 P: 5	R: 0 E: 0 K: 1 S: 5	H: 0 LOB: 0 BB: 0 P: 5	R: 0 E: 0 K: 0 S: 4	H: 1 LOB: 1 BB: 0 P: 4	R: 0 E: 0 K: 1 S: 5	H: 0 LOB: 0 BB: 0 P: 5	R: 0 E: 0 K: 0 S: 3	H: 0 LOB: 0 BB: 0 P: 3	R: 1 E: 0 K: 0 S: 5	H: 2 LOB: 2 BB: 1 P: 9	R: 0 E: 0 K: 2 S: 7	H: 0 LOB: 0 BB: 0 P: 7	1B: 4 2B: 1 3B: 0 HR: 0	SF: 0 SAC: 0 DP: 0 HBP: 0	WP: 0 PB: 0 SB: 1 CS: 0	PA: 34				
PITCHER 26 Jerome Williams, R ERA: 5.4 36 LeVale Speigner, R ERA: 52 Saul Rivera, R ERA: 11.25 Jon Rauch, R ERA: 4.15	IP 4.0 3.0 1.0 1.0	WLS W H 3	BF 15 10 6 3	H 2 1 2 0	R 0 0 1 0	ER 0 0 1 0	SO 2 1 0 2	BB 0 0 0 0	IBB 0 0 0 0	HBP 0 0 0 0	BLK 0 0 0 0	WP 0 0 0 0	HR 0 0 0 0	S 17 12 5 7	P 26 12 9 7	ERA 0.00 0.00 9.00 0.00	WHIP 1.000 0.333 3.000 0.000									

Batter	1	2	3	4	5	6	7	8	9	AB R H RBI BB SO LOB	TOP
15 Rafael Furcal, S OBP: 0.467, SLG: 0.643 66 Sandy Martinez, L OBP: 0.118, SLG: 0.063	4-0 BB		0-0 G4-3		0-0 P6		0-0 1B			3 0 1 0 1 0 0 0 0 0 0 0 0 0	Los Angeles Dodgers @ Washington Nationals Space Coast Stadium, Viera, FL Mon Mar 19 2007, 1:05 PM EDT Att. 3,657 - Partly Cloudy - 73 F
9 Juan Pierre, L OBP: 0.412, SLG: 0.500 Luis Maza, R OBP: 1.000, SLG: 1.000	1-0 F7		0-0 B2-3		0-3 K		0-0 F9			4 0 0 0 0 1 2 0 0 0 0 0 0 0	
5 Nomar Garciaparra, R OBP: 0.276, SLG: 0.586 44 Takashi Saito, L 51 Jonathan Broxton, R Elmer Dessens, R	1-0 BB 12 1B 2-3		0-0 G5-3			0-0 1B 57 FC4-6 12 BB 1B		0-3 K		4 1 2 0 0 1 1 0	
12 Jeff Kent, R OBP: 0.440, SLG: 0.476 27 Matt Kemp, R OBP: 0.268, SLG: 0.243	0-0 BB 1B 1-2			0-0 G4-3		4-0 57 FC4-6 1B BB 1-2		0-0 G5-3		2 0 1 0 1 0 0 1 0 0 0 0 0 0	
Luis Gonzalez, L OBP: 0.481, SLG: 0.619 28 Andy LaRoche, R OBP: 0.275, SLG: 0.270	4-0 1-2 2-3 BB			0-0 57 1B 1B		0-0 57 FC4-6 1B 1-2 2-3		0-0 F7		2 0 2 0 1 0 0 1 0 0 0 0 0 0	
Wilson Betemit, S OBP: 0.289, SLG: 0.286 13 Wilson Valdez, R OBP: 0.366, SLG: 0.651	0-0 G4-3			0-3 K		0-0 P5		0-0 G6-3		3 0 0 0 0 1 7 1 0 0 0 0 0 0	
57 Larry Bigbie, L OBP: 0.405, SLG: 0.590		0-0 L6		0-0 1B 1-2		0-0 FC4-6			0-0 FC4-6 1B	4 0 2 1 0 0 2	AB 33 R 1 H 8 RBI 1 BB 3 SO 5 LOB 18
77 Kelly Stinnett, R OBP: 0.292, SLG: 0.318 Adam Godwin, R		0-3 K		0-0 F8		0-0 P6			0-0 FC4-6 18 G1-6-3 1-2f	3 0 0 0 0 1 4 1 0 0 0 0 0 1	
52 Randy Wolf, L 38 Rudy Seanez, R 18 Ramon Martinez, R OBP: 0.263, SLG: 0.222		0-0 B1-3			0-3 K		0-0 G1-3		0-0 G1-6-3 1-2f	2 0 0 0 0 1 0 0 0 0 0 0 0 0 2 0 0 0 0 0 1	
Inning Stats	R: 0 E: 0 K: 0 S: 4 H: 2 LOB: 3 BB: 2 P: 14	R: 0 E: 0 K: 1 S: 5 H: 0 LOB: 0 BB: 0 P: 5	R: 0 E: 0 K: 0 S: 3 H: 0 LOB: 0 BB: 0 P: 3	R: 0 E: 0 K: 1 S: 7 H: 2 LOB: 2 BB: 0 P: 7	R: 0 E: 0 K: 2 S: 7 H: 0 LOB: 0 BB: 0 P: 7	R: 1 E: 0 K: 0 S: 5 H: 2 LOB: 2 BB: 1 P: 9	R: 0 E: 0 K: 1 S: 6 H: 1 LOB: 1 BB: 0 P: 6	R: 0 E: 0 K: 0 S: 3 H: 0 LOB: 0 BB: 0 P: 3	R: 0 E: 0 K: 0 S: 3 H: 1 LOB: 0 BB: 0 P: 3	1B: 8 2B: 0 3B: 0 HR: 0 SF: 0 SAC: 0 DP: 1 HBP: 0	WP: 0 PB: 0 SB: 1 CS: 0 PA: 36
PITCHER 41 Shawn Hill, R ERA: 1.29 35 Ryan Wagner, R ERA: 3.6 75 Mike Bacsik, L ERA: 10.5 71 Josh Hall, R ERA:	IP 5.0 WLS W BF 20 H 4 R 0 ER 0 SO 4 BB 2 IBB 0 HBP 0 BLK 0 WP 0 HR 0 S 26 P 36 ERA 0.00 WHIP 1.200					PITCHER IP WLS BF H R ER SO BB IBB HBP BLK WP HR S P ERA WHIP					

Batter		1	2	3	4	5	6	7	8	9	AB R H RBI BB SO LOB	BOTTOM
Felipe Lopez, S OBP: 0.205, SLG: 0.194 10 Ronnie Belliard, R OBP: 0.231, SLG: 0.400	(1, 4) (8, 4)	X 0-0 15 G4-6-3 1B		X 0-0 F9		X 0-0 SF8		X 0-0 F9	X 0-0 BB 7 1B 1B		3 0 1 1 0 0 0 1 1 1 2 0 0 0	<div>Los Angeles Dodgers @ Washington Nationals</div> <div>Space Coast Stadium, Viera, FL</div> <div>Mon Mar 19 2007, 1:05 PM EDT</div> <div>Att. 3,657 - Partly Cloudy - 73 F</div>
15 Cristian Guzman, S OBP: 0.400, SLG: 0.364 Josh Wilson, R OBP: 0.457, SLG: 0.429	(1, 6) (8, 6)	X 0-0 G4-6-3 1-2f		X 0-0 G5-3		X 0-0 11 1B 1-2 3-H 1B		X 0-0 11 FC6-4 1B	X 0-0 7 1B 1-2 BB	4 0 2 1 0 0 1 0 0 0 0 1 0 0		
11 Ryan Zimmerman, R OBP: 0.463, SLG: 0.718 7 Nook Logan, S OBP: 0.359, SLG: 0.281	(1, 5) (8, 8)	X 0-0 G4-3			X 0-0 G5-3	X 0-0 25 FC5-4 1B		X 0-0 FC6-4 1-2f	X 0-0 1-3 2-H 1B	4 0 1 1 0 0 1 1 0 1 1 0 0 0		
25 Austin Kearns, R OBP: 0.436, SLG: 0.387 77 Abraham Nunez, S OBP: 0.300, SLG: 0.423	(1, 9) (8, 9)		B B B B 4-0 61 PB BB BB		X 0-0 F9	X 0-0 FC5-4 1-2f			5 1B BB			

Washington Nationals @ Florida Marlins
Roger Dean Stadium, Jupiter, FL
Tue Mar 20 2007, 1:05 PM EDT
Att. 3,362 - Cloudy - 72 F

Batter		1		2		3		4		5		6		7		8		9		AB R H RBI BB SO LOB		BOTTOM																					
<div>2 Hanley Ramirez, R</div> <div>(1, 6)</div> <div>4 Alfredo Amezaga, S</div> <div>(2, 6)</div> <div>OBP: 0.278, SLG: 0.510</div> <div>OBP: 0.171, SLG: 0.147</div>		<div>0-0</div> <div>F7</div> <div>1</div>				<div>0-0</div> <div>P4</div> <div>1</div>						<div>0-0</div> <div>G6-3</div> <div>1</div>				<div>0-0</div> <div>WP 6 1B</div> <div>1B</div>				<div>1 0 0 0 0 0 0</div> <div>3 0 1 0 0 0 0</div>		<div>Washington Nationals @ Florida Marlins</div> <div>Roger Dean Stadium, Jupiter, FL</div> <div>Tue Mar 20 2007, 1:05 PM EDT</div> <div>Att. 3,362 - Cloudy - 72 F</div>																					
<div>6 Dan Uggla, R</div> <div>(1, 4)</div> <div>3 Zach Sorensen, S</div> <div>(8, PR)</div> <div>(9, 4)</div> <div>OBP: 0.264, SLG: 0.234</div> <div>OBP: 0.208, SLG: 0.174</div>		<div>4-0</div> <div></div> <div>BB</div>				<div>0-0</div> <div>F8</div> <div>2</div>						<div>0-3</div> <div></div> <div>BB</div>				<div>0-0</div> <div>WP</div> <div>1B</div>		<div>3 0 1 0 1 1 0</div> <div>0 0 0 0 0 0 0</div>																									
<div>Miguel Cabrera, R</div> <div>(1, 5)</div> <div>OBP: 0.423, SLG: 0.596</div>		<div>0-3</div> <div></div> <div>2</div>				<div>0-0</div> <div>G5-3</div> <div>3</div>						<div>4-0</div> <div>14 1B</div> <div>BB</div>				<div>0-3</div> <div>K</div> <div>1</div>		<div>3 0 0 0 1 2 3</div>																									
<div>14 Josh Willingham, R</div> <div>(1, 7)</div> <div>7 Alejandro De Aza, L</div> <div>(8, PR)</div> <div>(9, 7)</div> <div>OBP: 0.327, SLG: 0.175</div> <div>OBP: 0.345, SLG: 0.481</div>		<div>0-0</div> <div>G5-3</div> <div>3</div>						<div>4-0</div> <div>12 G4-6-3</div> <div>BB</div>				<div>0-0</div> <div>1-2</div> <div>1B</div>				<div>4-0</div> <div>IBB</div>		<div>2 0 1 0 2 0 1</div> <div>0 0 0 0 0 0 0</div>																									
<div>12 Cody Ross, R</div> <div>(1, 9)</div> <div>OBP: 0.214, SLG: 0.135</div>				<div>0-0</div> <div>F7</div> <div>1</div>				<div>0-0</div> <div>G4-6-3</div> <div>1</div>				<div>0-3</div> <div>K</div> <div>2</div>				<div>0-0</div> <div>P6</div> <div>2</div>				<div>4 0 0 0 0 1 6</div>																							
<div>8 Aaron Boone, R</div> <div>(1, 3)</div> <div>OBP: 0.216, SLG: 0.174</div>				<div>0-3</div> <div>K</div> <div>2</div>				<div>0-0</div> <div>G4-3</div> <div>3</div>						<div>0-0</div> <div>SH1-4</div> <div>1B</div>		<div>0-0</div> <div>F8</div> <div>3</div>				<div>4 0 1 0 0 1 3</div>																							
<div>1 Eric Reed, L</div> <div>(1, 8)</div> <div>OBP: 0.400, SLG: 0.448</div>				<div>0-0</div> <div>20 1B</div> <div>1B</div>				<div>0-0</div> <div>B3</div> <div>1</div>				<div>0-0</div> <div>SH1-4</div> <div>1</div>						<div>0-0</div> <div>P6</div> <div>1</div>		<div>3 0 1 0 0 0 0</div>		<div>AB 30</div> <div>R 0</div> <div>H 6</div> <div>RBI 0</div> <div>BB 5</div> <div>SO 5</div> <div>LOB 18</div>																					
<div>20 Matt Treanor, R</div> <div>(1, 2)</div> <div>OBP: 0.333, SLG: 0.300</div>				<div>0-0</div> <div>1-2</div> <div>1B</div>				<div>0-0</div> <div>G1-3</div> <div>2</div>				<div>0-0</div> <div>P3</div> <div>2</div>				<div>4-0</div> <div>31 G5-4-3</div> <div>BB</div>		<div>3 0 1 0 1 0 1</div>																									
<div>47 Ricky Nolasco, R</div> <div>(1, 1)</div> <div>Felix Rodriguez, R</div> <div>(5, 1)</div> <div>21 Joe Borchard, S</div> <div>(5, PH)</div> <div>Randy Messenger, R</div> <div>(6, 1)</div> <div>28 Jason Wood, R</div> <div>(7, PH)</div> <div>53 Roy Corcoran, R</div> <div>(8, 1)</div> <div>22 Matt Lindstrom, R</div> <div>(9, 1)</div> <div>31 John Gall, R</div> <div>(9, PH)</div> <div>OBP: 0.457, SLG: 0.750</div> <div>OBP: 0.364, SLG: 0.400</div>		<div>0-0</div> <div>F9</div> <div>3</div>				<div>0-0</div> <div>G5-3</div> <div>3</div>				<div>0-0</div> <div>F9</div> <div>3</div>				<div>0-0</div> <div>G5-4-3</div> <div>2</div>		<div>1 0 0 0 0 0 2</div> <div>0 0 0 0 0 0 0</div> <div>1 0 0 0 0 0 0</div> <div>0 0 0 0 0 0 0</div> <div>1 0 0 0 0 0 1</div> <div>0 0 0 0 0 0 0</div> <div>0 0 0 0 0 0 0</div> <div>1 0 0 0 0 0 1</div>		<div></div>																									
Inning Stats		R: 0 E: 0 K: 1 S: 5		H: 0 LOB: 1 BB: 1 P: 9		R: 0 E: 0 K: 1 S: 7		H: 2 LOB: 2 BB: 0 P: 7		R: 0 E: 0 K: 0 S: 3		H: 0 LOB: 0 BB: 1 P: 6		R: 0 E: 0 K: 2 S: 8		H: 1 LOB: 2 BB: 1 P: 12				R: 0 E: 0 K: 1 S: 4				H: 1 LOB: 1 BB: 0 P: 4		R: 0 E: 0 K: 1 S: 7		H: 2 LOB: 3 BB: 1 P: 11		R: 0 E: 0 K: 0 S: 2		H: 0 LOB: 0 BB: 1 P: 6		1B: 6 2B: 0 3B: 0 HR: 0		SF: 0 SAC: 1 DP: 2 HBP: 0		WP: 1 PB: 0 SB: 0 CS: 0		PA: 36			
PITCHER		IP WLS BF H R ER SO BB IBB HBP BLK WP HR S P ERA WHIP		47 Matt Chico, L		(1, 1)		4.0 W 15 2 0 0 2 1 0 0 0 0 0 25 0.00 1.000		52 Saul Rivera, R		(5, 1)		2.0 H 8 1 0 0 2 1 0 0 0 0 0 11 0.00 1.000		43 Jesus Colome, R				(7, 1)		1.0 H 4 1 0 0 0 0 0 0 0 0 0 4 0.00 1.000		32 Chad Cordero, R		(8, 1)		1.0 H 6 2 0 0 1 0 1 0 0 1 0 7 0.00 2.000		59 Micah Bowie, L		(9, 1)		1.0 S 3 0 0 0 0 1 0 0 0 0 0 2 0.00 1.000									

Batter		1	2	3	4	5	6	7	8	9	AB R H RBI BB SO LOB	TOP								
2 Kelly Johnson, L OBP: 0.292, SLG: 0.455 Chris Woodward, R OBP: 0.222, SLG: 0.222 49 Macay McBride, L (8, 1) 46 Jonathan Johnson, R (9, 1)	(1, 4) BB BB BB	4-0  7 E 2B BB	X 0-0  11 1B		X 0-0  11 G6-4-3 1B			X 0-0  F9	X 0-0  F9		1 1 1 0 1 0 0 3 0 1 0 0 0 0 0 0 0 0 0 0 0 0 0 0 0 0 0 0	Atlanta Braves @ Washington Nationals Space Coast Stadium, Viera, FL Wed Mar 21 2007, 7:05 PM EDT Att. 5,978 - Partly Cloudy - 72 F								
11 Edgar Renteria, R OBP: 0.357, SLG: 0.371 Tony Pena Jr., R OBP: 0.324, SLG: 0.405	(1, 6) C F S	0-3  K	X 0-0  1-3 1B		X 0-0  G6-4-3 1-2f			X 0-0  G6-3		X 0-0  1B	3 0 1 0 0 1 2 2 0 1 0 0 0 0									
7 Jeff Francoeur, R OBP: 0.383, SLG: 0.636 64 Doug Clark, L OBP: 0.643, SLG: 0.714	(1, 9) S F B X	1-2  1-H HR 2B	1-3  K					X 0-0  63 WP 71 1B 1B			3 1 1 1 0 1 2 2 1 1 0 0 1 1									
Andruw Jones, R OBP: 0.450, SLG: 0.516 27 T.J. Bohn, R OBP: 0.333, SLG: 0.258	(1, 8) B X	1-0  2-H HR		B B F C C B B B	4-2  4 1B BB		C S C X	0-2  P4	X 0-0  63 WP 71 1B 1B	C C C C C	0-3  K	2 1 1 2 1 0 0 2 1 1 0 0 1 1								
8 Brayan Peña, S OBP: 0.296, SLG: 0.308 63 Corky Miller, R OBP: 0.294, SLG: 0.400	(1, 2) X	0-0  E4		B F B X	2-1  L7		C B B B B B	4-2  BB	B B B B B B B		0-3  K2-3	2 0 0 0 1 0 1 1 0 0 0 1 1 1								
Craig Wilson, R OBP: 0.300, SLG: 0.513 71 Carlos Mendez, R OBP: 0.444, SLG: 0.667	(1, 3) X	0-0  L5		C B B B X	2-1  P4		C B B F S	1-3  K	X 0-0  24 FC5 1B		3 0 0 0 0 1 3 1 0 1 2 0 0 0									
Ryan Langerhans, L OBP: 0.432, SLG: 0.575 24 Martín Prado, R OBP: 0.459, SLG: 0.515	(1, 7) X	0-0  G3-1		X	0-0  4 1B 1-2		X	0-0  F7	X 0-0  FC5		3 0 1 0 0 0 1 1 0 0 0 0 0 2	AB 37 R 5 H 11 RBI 5 BB 4 SO 8 LOB 14								
4 Pete Orr, L OBP: 0.438, SLG: 0.448 39 Rafael Soriano, R Tyler Yates, R 22 Willie Harris, L OBP: 0.314, SLG: 0.323	(1, 5) (6, 1) (7, 1) (8, PH) (8, 4)		X 0-0  G4-3	B S X	1-1  1-2 2-H 1B		S O S O	0-3  K		X 0-0  F9	3 0 1 0 0 1 0 0 0 0 0 0 0 0 0 0 0 0 0 0 0 1 0 0 0 0 0 0									
19 Mark Redman, L 23 Matt Diaz, R OBP: 0.220, SLG: 0.250	(1, 1) (6, PH) (6, 7)		X 0-0  G5-3				C C C C C	0-3  K	X 0-0  G5-3	X 0-0  G4-3	2 0 0 0 0 1 0 2 0 0 0 0 0 0	Braves								
Inning Stats	R: 3 E: 1 K: 1 S: 10	H: 2 LOB: 1 BB: 1 P: 16	R: 0 E: 0 K: 1 S: 7	H: 2 LOB: 2 BB: 0 P: 8	R: 0 E: 0 K: 0 S: 10	H: 2 LOB: 2 BB: 1 P: 19	R: 0 E: 0 K: 1 S: 5	H: 1 LOB: 0 BB: 0 P: 5	R: 0 E: 0 K: 1 S: 9	H: 0 LOB: 1 BB: 1 P: 14	R: 2 E: 0 K: 0 S: 6	H: 3 LOB: 2 BB: 1 P: 10	R: 0 E: 0 K: 3 S: 10	H: 0 LOB: 0 BB: 0 P: 3	R: 0 E: 0 K: 3 S: 10	H: 1 LOB: 1 BB: 0 P: 10	1B: 9 2B: 1 3B: 0 HR: 1	SF: 0 SAC: 0 DP: 1 HBP: 0	WP: 1 PB: 0 SB: 0 CS: 0	PA: 41
PITCHER 17 Tim Redding, R ERA: 11.42 57 Jason Bergmann, R ERA: 4.91 40 Billy Traber, L ERA: 1.8 75 Mike Bacsik, L ERA: 7.88	(1, 1) (4, 1) (7, 1) (8, 1)	IP 3.0 WLS BF 17 H 6 R 3 ER 3 SO 2 BB 2 IBB 0 HBP 0 BLK 0 WP 0 HR 1 S 27 P 43 ERA 9.00 WHIP 2.667	IP 3.2 WLS BF 16 H 4 R 2 ER 2 SO 3 BB 2 IBB 0 HBP 0 BLK 0 WP 1 HR 0 S 24 P 33 ERA 4.91 WHIP 1.636	IP 0.1 WLS BF 1 H 0 R 0 ER 0 SO 0 BB 0 IBB 0 HBP 0 BLK 0 WP 0 HR 0 S 1 P 1 ERA 0.00 WHIP 0.000	IP 2.0 WLS BF 7 H 1 R 0 ER 0 SO 3 BB 0 IBB 0 HBP 0 BLK 0 WP 0 HR 0 S 13 P 13 ERA 0.00 WHIP 0.500		PITCHER IP WLS BF H R ER SO BB IBB HBP BLK WP HR S P ERA WHIP													

Batter		1	2	3	4	5	6	7	8	9	AB R H RBI BB SO LOB	BOTTOM											
<div>Felipe Lopez, S OBP: 0.214, SLG: 0.282</div> <div>4 D'Angelo Jimenez, S OBP: 0.389, SLG: 0.355</div> <div>(1, 4) (6, 4)</div>	X	0-0 G5-3	0-0 G6-4-3			0-0 HR		0-0 2B 11 G1-4-3 1B		0-0 1B 2B	3 1 1 1 0 0 3 2 2 2 0 0 0 0	<div>Atlanta Braves @ Washington Nationals</div> <div>Space Coast Stadium, Viera, FL</div> <div>Wed Mar 21 2007, 7:05 PM EDT</div> <div>Att. 5,978 - Partly Cloudy - 72 F</div>											
<div>15 Cristian Guzman, S OBP: 0.429, SLG: 0.400</div> <div>Josh Wilson, R OBP: 0.486, SLG: 0.500</div> <div>(1, 6) (7, 6)</div>	X	0-0 11 FC5-4 1B		0-0 G2-3		0-0 11 L4-3 1B		0-0 11 G1-4-3 1-3 2B		0-0 5 1B 29 1B 1B	3 0 2 0 0 0 0 2 1 2 1 0 0 0												
<div>11 Ryan Zimmerman, R OBP: 0.422, SLG: 0.651</div> <div>5 Kory Casto, L OBP: 0.469, SLG: 0.462</div> <div>(1, 5) (8, 5)</div>	X	0-0 FC5-4 25 WVP 25 2B		2-1 F7		2-2 L4-3		0-0 G1-4-3		0-0 21 HBP 29 1B BB 1B	4 1 0 1 0 0 3 1 1 1 0 0 0 0												
<div>25 Austin Kearns, R OBP: 0.452, SLG: 0.441</div> <div>29 Michael Restovich, R OBP: 0.353, SLG: 0.250</div> <div>(1, 9) (7, PH) (8, 9)</div>	B X	1-0 1-H 2B		2-2 G4-3		0-0 1B		0-0 G6-3		0-0 BB 21 HBP 1-2 2-H 1B	3 0 2 1 0 0 0 2 0 1 1 0 0 1												
<div>21 Dmitri Young, S OBP: 0.467, SLG: 0.769</div> <div>(1, 3)</div>	X	0-0 G6-3			0-0 7 1B G4-3 1B		0-0 F8			0-0 P3	4 0 1 0 0 0 2												
<div>Chris Snelling, L OBP: 0.419, SLG: 0.606</div> <div>(1, 7)</div>			4-1 13 2B BB		0-0 G4-3		0-0 P6		0-3 K	4-1 1-2 2-3 3-H BB	3 0 0 1 2 1 1	<div>livebaseballscorecards.com</div> <div>AB 38</div> <div>R 6</div> <div>H 15</div> <div>RBI 6</div> <div>BB 3</div> <div>SO 5</div> <div>LOB 16</div>											
<div>13 Robert Fick, L OBP: 0.333, SLG: 0.407</div> <div>61 Juan Brito, R OBP: 0.286, SLG: 0.417</div> <div>(1, 2) (7, 2)</div>			1-2 1-3 2B		0-3 K		0-0 F8		0-0 F9		3 0 1 0 0 1 1 1 0 0 0 0 0 0												
<div>7 Nook Logan, S OBP: 0.348, SLG: 0.282</div> <div>40 Billy Traber, L</div> <div>75 Mike Bacsik, L</div> <div>Bernie Castro, S OBP: 0.409, SLG: 0.316</div> <div>(1, 8) (7, 1) (8, 1) (9, PH)</div>			0-0 F9		3-2 2-3 1B		0-3 K			0-0 77 G3-6-3 1B	3 0 1 0 0 1 2 0 0 0 0 0 0 0 0 0 0 0 0 0 0 1 0 1 0 0 0 0												
<div>17 Tim Redding, R</div> <div>57 Jason Bergmann, R</div> <div>77 Abraham Nunez, S OBP: 0.273, SLG: 0.379</div> <div>(1, 1) (4, 1) (7, 8)</div>			4-2 G6-4-3 BB		0-3 K		0-3 K			0-0 G3-6-3	0 0 0 0 1 0 0 1 0 0 0 0 1 2 2 0 0 0 0 1 1												
Inning Stats	R: 1 E: 0 K: 0 S: 5	H: 2 LOB: 1 BB: 0 P: 6	R: 0 E: 0 K: 0 S: 8	H: 1 LOB: 2 BB: 2 P: 17	R: 0 E: 0 K: 0 S: 6	H: 0 LOB: 0 BB: 0 P: 10	R: 0 E: 0 K: 2 S: 11	H: 2 LOB: 2 BB: 0 P: 14	R: 1 E: 0 K: 0 S: 7	H: 3 LOB: 1 BB: 0 P: 9	R: 0 E: 0 K: 1 S: 5		H: 0 LOB: 0 BB: 0 P: 5	R: 1 E: 0 K: 1 S: 7	H: 2 LOB: 1 BB: 0 P: 7	R: 0 E: 0 K: 1 S: 5	H: 0 LOB: 0 BB: 0 P: 5	R: 3 E: 0 K: 0 S: 7	H: 5 LOB: 3 BB: 1 P: 12	1B: 10 2B: 5 3B: 0 HR: 1	SF: 0 SAC: 0 DP: 3 HBP: 1	WP: 1 PB: 0 SB: 0 CS: 0	PA: 42
PITCHER	IP WLS BF H R ER SO BB IBB HBP BLK WP HR S P ERA WHIP																						
<div>19 Mark Redman, L ERA: 4.5</div> <div>(1, 1)</div>	5.0	WLS 23	BF 8	H 8	R 2	ER 2	SO 2	BB 2	IBB 0	HBP 0	BLK 0	WP 1	HR 1	S 37	P 56	ERA 3.60	WHIP 2.000						
<div>39 Rafael Soriano, R ERA: 1.5</div> <div>(6, 1)</div>	1.0	H 3	BF 0	H 0	R 0	ER 0	SO 1	BB 0	IBB 0	HBP 0	BLK 0	WP 0	HR 0	S 5	P 5	ERA 0.00	WHIP 0.000						
<div>Tyler Yates, R ERA: 3.86</div> <div>(7, 1)</div>	1.0	H 5	BF 2	H 2	R 1	ER 1	SO 1	BB 0	IBB 0	HBP 0	BLK 0	WP 0	HR 0	S 7	P 7	ERA 9.00	WHIP 2.000						
<div>49 Macay McBride, L ERA: 4.82</div> <div>(8, 1)</div>	1.0	H 3	BF 0	H 0	R 0	ER 0	SO 1	BB 0	IBB 0	HBP 0	BLK 0	WP 0	HR 0	S 5	P 5	ERA 0.00	WHIP 0.000						
<div>46 Jonathan Johnson, R ERA: 11.88</div> <div>(9, 1)</div>	0.2	L 8	BF 5	H 3	R 3	ER 3	SO 0	BB 1	IBB 0	HBP 1	BLK 0	WP 0	HR 0	S 7	P 12	ERA 40.50	WHIP 9.000						

Washington Nationals @ Houston Astros
Osceola County Stadium, Kissimmee, FL

Batter		1				2				3				4				5				6				7				8				9				AB R H RBI BB SO LOB				BOTTOM																											
<div>Felipe Lopez, S<div>(1, 4)</div><div>OBP: 0.224, SLG: 0.289</div><div>Joe Thurston, L<div>(6, PH)</div><div>OBP: 0.348, SLG: 0.211</div><div>(7, 4)</div></div></div>		<div>X</div> <div>0-0</div> <div>G5-3</div> <div>1</div>								<div>X</div> <div>0-0</div> <div>G5-3</div> <div>1</div>								<div>X</div> <div>0-0</div> <div>G6-4-3</div> <div>1-2f</div> <div>2</div> <div>3</div>				<div>X</div> <div>0-0</div> <div>P6</div> <div>3</div>								<div>B</div> <div>BB</div> <div>B</div> <div>4-0</div> <div>BB</div> <div>3</div>								<div>3</div> <div>0</div> <div>0</div> <div>1</div> <div>0</div> <div>0</div> <div>1</div> <div>1</div> <div>0</div> <div>0</div> <div>0</div> <div>1</div>				<div>Detroit Tigers @ Washington Nationals</div> <div>Space Coast Stadium, Viera, FL</div> <div>Fri Mar 23 2007, 1:05 PM EDT</div> <div>Att. 5,780 - Partly Cloudy - 77 F</div>																											
<div>Josh Wilson, R<div>(1, 6)</div><div>OBP: 0.477, SLG: 0.500</div></div>		<div>C</div> <div>C</div> <div>C</div> <div>0-3</div> <div>K</div> <div>2</div>								<div>X</div> <div>0-0</div> <div>3-H</div> <div>K</div> <div>2B</div>								<div>B</div> <div>BB</div> <div>B</div> <div>4-0</div> <div>11 HR</div> <div>BB</div>				<div>X</div> <div>0-0</div> <div>F7</div> <div>1</div> <div>C</div> <div>C</div> <div>C</div> <div>0-3</div> <div>K</div> <div>3</div>								<div>4</div> <div>1</div> <div>1</div> <div>0</div> <div>1</div> <div>2</div> <div>1</div>																																							
<div>11 Ryan Zimmerman, R<div>(1, 10)</div><div>OBP: 0.453, SLG: 0.740</div></div>		<div>B</div> <div>BB</div> <div>B</div> <div>4-0</div> <div>BB</div>								<div>X</div> <div>0-0</div> <div>G6-3</div> <div>2</div>								<div>X</div> <div>0-0</div> <div>1-H</div> <div>HR</div> <div>1B</div> <div>2B</div>				<div>X</div> <div>0-0</div> <div>1B</div> <div>2B</div>								<div>3</div> <div>2</div> <div>2</div> <div>2</div> <div>1</div> <div>0</div> <div>1</div>																																							
<div>25 Austin Kearns, R<div>(1, 9)</div><div>OBP: 0.408, SLG: 0.375</div><div>Chris Snelling, L<div>(6, PR)</div><div>OBP: 0.413, SLG: 0.583</div><div>(7, 9)</div></div></div>		<div>X</div> <div>0-0</div> <div>G4-3</div> <div>3</div>								<div>C</div> <div>C</div> <div>C</div> <div>0-3</div> <div>K</div> <div>3</div>								<div>B</div> <div>BB</div> <div>B</div> <div>4-0</div> <div>21 2B</div> <div>BB</div>				<div>X</div> <div>0-0</div> <div>2-H</div> <div>21 G5-3</div> <div>5 E</div> <div>1B</div>								<div>2</div> <div>0</div> <div>0</div> <div>0</div> <div>1</div> <div>1</div> <div>2</div> <div>1</div> <div>2</div> <div>1</div> <div>1</div> <div>0</div> <div>0</div> <div>0</div> <div>0</div> <div>0</div> <div>0</div>																																							
<div>77 Abraham Nunez, S<div>(8, 9)</div><div>OBP: 0.308, SLG: 0.364</div></div>		<div></div> <div>0-0</div> <div>G4-3</div> <div>3</div>								<div>C</div> <div>C</div> <div>C</div> <div>0-3</div> <div>K</div> <div>3</div>								<div>X</div> <div>0-0</div> <div>2-H</div> <div>21 G5-3</div> <div>5 E</div> <div>1B</div>								<div>0</div> <div>0</div> <div>0</div> <div>0</div> <div>0</div> <div>0</div> <div>0</div> <div>0</div> <div>0</div> <div>0</div> <div>0</div> <div>0</div>																																											
<div>21 Dmitri Young, S<div>(1, 3)</div><div>OBP: 0.421, SLG: 0.706</div></div>		<div>X</div> <div>0-0</div> <div>G6-3</div> <div>1</div>								<div>S</div> <div>S</div> <div>1</div> <div>0-2</div> <div>K</div> <div>1</div>								<div>X</div> <div>0-0</div> <div>1-H</div> <div>5 E</div> <div>2B</div>				<div>X</div> <div>0-0</div> <div>G5-3</div> <div>2</div>								<div>4</div> <div>1</div> <div>1</div> <div>1</div> <div>0</div> <div>1</div> <div>1</div>																																							
<div>Ryan Church, L<div>(1, 7)</div><div>OBP: 0.283, SLG: 0.313</div><div>5 Kory Casto, L<div>(6, PH)</div><div>OBP: 0.472, SLG: 0.467</div><div>(7, 7)</div></div></div>		<div>X</div> <div>0-0</div> <div>G3</div> <div>2</div>								<div>C</div> <div>C</div> <div>C</div> <div>0-3</div> <div>K</div> <div>2</div>								<div>X</div> <div>0-0</div> <div>2-H</div> <div>10 1B</div> <div>7 2B</div> <div>1B</div>				<div>X</div> <div>0-0</div> <div>E8</div> <div>2-H</div> <div>1B</div>								<div>2</div> <div>0</div> <div>0</div> <div>0</div> <div>0</div> <div>1</div> <div>0</div> <div>2</div> <div>1</div> <div>2</div> <div>2</div> <div>0</div> <div>0</div> <div>0</div>																																							
<div>10 Ronnie Belliard, R<div>(1, 5)</div><div>OBP: 0.278, SLG: 0.412</div></div>		<div>X</div> <div>0-0</div> <div>L6</div> <div>3</div>								<div>X</div> <div>0-0</div> <div>F7</div> <div>3</div>								<div>X</div> <div>0-0</div> <div>2-3</div> <div>7 2B</div> <div>1B</div>				<div>X</div> <div>0-0</div> <div>F7</div> <div>3</div>								<div>4</div> <div>1</div> <div>1</div> <div>0</div> <div>0</div> <div>0</div> <div>1</div>																																							
<div>13 Robert Fick, L<div>(1, 2)</div><div>OBP: 0.344, SLG: 0.414</div><div>61 Juan Brito, R<div>(6, PH)</div><div>OBP: 0.250, SLG: 0.357</div><div>(7, 2)</div></div></div>		<div>X</div> <div>0-0</div> <div>7 3B</div> <div>1B</div>								<div>X</div> <div>0-0</div> <div>E5</div> <div>G6-4-3</div> <div>1</div> <div>C</div> <div>C</div> <div>C</div> <div>0-3</div> <div>K</div> <div>1</div>								<div>X</div> <div>0-0</div> <div>2-H</div> <div>7 2B</div> <div>1B</div>				<div>X</div> <div>0-0</div> <div>G6-3</div> <div>1</div>								<div>2</div> <div>1</div> <div>1</div> <div>0</div> <div>0</div> <div>0</div> <div>0</div> <div>2</div> <div>0</div> <div>0</div> <div>0</div> <div>0</div> <div>1</div> <div>2</div>																																							
<div>7 Nook Logan, S<div>(1, 8)</div><div>OBP: 0.353, SLG: 0.364</div></div>		<div>X</div> <div>0-0</div> <div>1-H</div> <div>G5-3</div> <div>3B</div>								<div>X</div> <div>0-0</div> <div>F8</div> <div>1</div> <div>X</div> <div>0-0</div> <div>1-H</div> <div>3-H</div> <div>2B</div>								<div>X</div> <div>0-0</div> <div>2B</div>				<div>X</div> <div>0-0</div> <div>G5-3</div> <div>2</div>								<div>4</div> <div>1</div> <div>2</div> <div>2</div> <div>0</div> <div>0</div> <div>1</div>																																							
Inning Stats		R: 0 E: 0 K: 1 S: 5				H: 0 LOB: 1 BB: 1 P: 9				R: 0 E: 0 K: 1 S: 3				H: 0 LOB: 0 BB: 0 P: 3				R: 2 E: 0 K: 1 S: 8				H: 3 LOB: 1 BB: 0 P: 8				R: 0 E: 0 K: 2 S: 7				H: 0 LOB: 0 BB: 0 P: 7				R: 6 E: 1 K: 1 S: 9				H: 5 LOB: 1 BB: 2 P: 17				R: 2 E: 1 K: 0 S: 6				H: 3 LOB: 1 BB: 0 P: 6				R: 0 E: 0 K: 1 S: 5				H: 0 LOB: 1 BB: 1 P: 9				1B: 5 2B: 4 3B: 1 HR: 1				SF: 0 SAC: 0 DP: 1 HBP: 0				WP: 0 PB: 0 SB: 0 CS: 0			
PITCHER		IP WLS BF H R ER SO BB IBB HBP BLK WP HR S P ERA WHIP				PITCHER				IP WLS BF H R ER SO BB IBB HBP BLK WP HR S P ERA WHIP																																																											
<div>29 Nate Robertson, L<div>(1, 1)</div><div>ERA: 3.12</div></div>		5.0 L 22 4 5 5 4 3 0 0 0 0 0 1 27 39 9.00 1.400																																																																			
<div>56 Fernando Rodney, R<div>(6, 1)</div><div>ERA: 5.68</div></div>		1.0 6 4 3 3 1 0 0 0 0 0 0 8 8 27.00 4.000																																																																			
<div>94 Jose Mesa, R<div>(7, 1)</div><div>ERA: 5.23</div></div>		1.0 6 3 2 2 0 0 0 0 0 0 0 6 6 18.00 3.000																																																																			
<div>44 Bobby Seay, L<div>(8, 1)</div><div>ERA: 0.93</div></div>		1.0 4 0 0 0 1 1 0 0 0 0 0 5 9 0.00 1.000																																																																			

Batter	1				2				3				4				5				6				7				8				9				10				AB R H RBI BB SO LOB	TOP											
Aaron Miles, S OBP: 0.296, SLG: 0.239 (1, 6)	X					X													X									X													5 1 1 0 0 1 2	St. Louis Cardinals @ Washington Nationals Space Coast Stadium, Viera, FL Sat Mar 24 2007, 1:05 PM EDT Att. 7,253 - Partly Cloudy - 74 F											
55 Skip Schumaker, L OBP: 0.468, SLG: 0.595 (1, 8)	X					X													X									X									5 1 3 0 0 0 3																
5 Albert Pujols, R OBP: 0.300, SLG: 0.386 48 Brad Thompson, R 68 Edgar Gonzalez, R OBP: 0.444, SLG: 0.739 (1, 3) (7, 1) (8, 4)	X									X													X									X					4 0 1 1 0 1 2 0 0 0 0 0 0 0 1 0 0 0 0 0 1																
16 Chris Duncan, L OBP: 0.371, SLG: 0.565 (1, 7)	S S C									B B B B									B B B B									X									X							3 1 1 0 2 1 4									
3 Preston Wilson, R OBP: 0.292, SLG: 0.318 Tyler Johnson, S 70 Tagg Bozied, R OBP: 0.310, SLG: 0.289 (1, 9) (6, 1) (7, 3)	X									X									X									H									B X							3 0 0 1 0 0 3 0 0 0 0 0 0 0 1 0 0 0 0 0 1									
7 Adam Kennedy, L OBP: 0.219, SLG: 0.345 34 Randy Flores, L Josh Hancock, R Nick Stavinoha, R OBP: 1.000, SLG: 2.000 78 Kelvin Jimenez, R (1, 4) (8, 1) (9, 1) (10, PH) (10, 1)	X									X									X													S S S									X					4 0 1 0 0 1 3 0 0 0 0 0 0 0 0 0 0 0 0 0 0 1 1 1 1 0 0 0 0 0 0 0 0 0 0							
19 Jolbert Cabrera, R OBP: 0.213, SLG: 0.140 (1, 5)					X									H									I													S S S									X					3 0 0 0 1 1 2			
Gary Bennett, R OBP: 0.294, SLG: 0.214 (1, 2)					X									X									X													X									X					4 0 0 1 0 0 6			
Kip Wells, R OBP: 0.667, SLG: 0.500 53 John Rodriguez, L OBP: 0.419, SLG: 0.400 (1, 1) (6, 9)					B B B B									S S S									X													S S S													1 0 0 0 1 1 0 2 0 0 0 0 1 0				
Inning Stats	R: 2 E: 1 K: 1 S: 8	H: 2 LOB: 1 BB: 0 P: 8	R: 0 E: 1 K: 0 S: 4	H: 0 LOB: 2 BB: 1 P: 8	R: 0 E: 0 K: 0 S: 3	H: 0 LOB: 1 BB: 1 P: 7	R: 0 E: 0 K: 1 S: 4	H: 0 LOB: 0 BB: 0 P: 5	R: 0 E: 1 K: 1 S: 5	H: 0 LOB: 0 BB: 0 P: 5	R: 0 E: 0 K: 0 S: 3	H: 1 LOB: 2 BB: 2 P: 11	R: 0 E: 0 K: 0 S: 5	H: 2 LOB: 2 BB: 0 P: 5	R: 0 E: 0 K: 2 S: 7	H: 0 LOB: 1 BB: 0 P: 8	R: 0 E: 0 K: 2 S: 8	H: 1 LOB: 1 BB: 0 P: 8	R: 2 E: 1 K: 0 S: 5	H: 2 LOB: 0 BB: 0 P: 6	1B: 4 2B: 5 3B: 0 HR: 0	SF: 1 SAC: 0 DP: 4 HBP: 2	WP: 1 PB: 0 SB: 0 CS: 0	PA: 44																													
PITCHER 41 Shawn Hill, R ERA: 0.93 75 Mike Bacsik, L ERA: 7.27 43 Jesus Colome, R ERA: 3.38 Jon Rauch, R ERA: 3.38 34 Ray King, L ERA: 5.14	IP 5.1 WLS 0.2 BF 23 H 2 R 2 ER 0 SO 3 BB 3 IBB 0 HBP 1 BLK 0 WP 0 HR 0 S 25 P 38 ERA 0.00 WHIP 0.938										PITCHER 35 Ryan Wagner, R ERA: 3.86 (10, 1)	IP 1.0 WLS L BF 5 H 2 R 2 ER 1 SO 0 BB 0 IBB 0 HBP 0 BLK 0 WP 1 HR 0 S 5 P 6 ERA 9.00 WHIP 2.000																																									

Batter	1				2				3				4				5				6				7				8				9				10				AB	R	H	RBI	BB	SO	LOB	BOTTOM												
<div>Felipe Lopez, S<div>(1, 4)</div><div>OBP: 0.208, SLG: 0.265</div></div> <div>Jon Rauch, R<div>(8, 1)</div></div> <div>34 Ray King, L<div>(9, 1)</div></div> <div>Chris Snelling, L<div>(10, 9)</div><div>OBP: 0.404, SLG: 0.568</div></div>	<div>0-0</div> <div>G6-3</div> <div><div></div></div>								<div>0-3</div> <div>K</div> <div><div></div></div>								<div>0-3</div> <div>K</div> <div><div></div></div>								<div>0-0</div> <div>G1-3</div> <div><div></div></div>								<div>0-0</div> <div>G4-3</div> <div><div></div></div>				4	0	0	0	0	2	3	<div>St. Louis Cardinals @ Washington Nationals</div> <div>Space Coast Stadium, Viera, FL</div> <div>Sat Mar 24 2007, 1:05 PM EDT</div> <div>Att. 7,253 - Partly Cloudy - 74 F</div> <div>livebaseballscorecards.com</div>																
<div>15 Cristian Guzman, S<div>(1, 6)</div><div>OBP: 0.486, SLG: 0.531</div></div> <div>Josh Wilson, R<div>(8, 6)</div><div>OBP: 0.478, SLG: 0.486</div></div>	<div>0-0</div> <div><div>11 E</div><div>25 G5-3</div></div> <div>1B</div> <div><div></div></div>								<div>0-0</div> <div>L7</div> <div><div></div></div>								<div>0-0</div> <div><div>11 FC4-6</div></div> <div>1B</div> <div><div>1-2 2-H</div></div>								<div>1-0</div> <div><div>10 SH3</div></div> <div>HBP</div> <div><div></div></div>								<div>0-0</div> <div>G1-3</div> <div><div></div></div>				3	1	2	1	0	0	0			1	0	0	0	0	0									
<div>11 Ryan Zimmerman, R<div>(1, 5)</div><div>OBP: 0.464, SLG: 0.755</div></div> <div>10 Ronnie Belliard, R<div>(8, 5)</div><div>OBP: 0.297, SLG: 0.429</div></div>	<div>0-0</div> <div><div>25 G5-3</div></div> <div>1B</div> <div><div></div></div>												<div>0-0</div> <div><div>5 G6-4-3</div></div> <div>2B</div> <div><div></div></div>				<div>0-0</div> <div>FC4-6</div> <div><div></div></div>								<div>0-0</div> <div>SH3</div> <div><div></div></div>								<div>0-0</div> <div><div></div></div> <div>1B</div> <div><div></div></div>				3	0	2	0	0	0	2			1	0	0	0	0	0									
<div>25 Austin Kearns, R<div>(1, 9)</div><div>OBP: 0.415, SLG: 0.357</div></div> <div>77 Abraham Nunez, S<div>(8, PR)</div><div>OBP: 0.300, SLG: 0.353</div></div>	<div>0-0</div> <div>G5-3</div> <div><div></div></div>								<div>4-0</div> <div><div>5 G6-4-3</div></div> <div>BB</div> <div><div></div></div>								<div>0-0</div> <div>G5-3</div> <div><div></div></div>								<div>4-0</div> <div><div></div></div> <div>BB</div> <div><div></div></div>								<div>0-0</div> <div>L5</div> <div><div></div></div>				2	0	0	1	2	0	1			1	0	0	0	0	1									
<div>5 Kory Casto, L<div>(1, 7)</div><div>OBP: 0.425, SLG: 0.412</div></div>	<div>0-3</div> <div><div></div></div>								<div>0-0</div> <div>G6-4-3</div> <div><div></div></div>				<div>0-0</div> <div>G3</div> <div><div></div></div>								<div>0-3</div> <div>K</div> <div><div></div></div>								<div>0-3</div> <div>K</div> <div><div></div></div>								4	0	0	0	0	3	5			4	0	0	0	0	3									
<div>Travis Lee, L<div>(1, 3)</div><div>OBP: 0.371, SLG: 0.467</div></div>					<div>0-0</div> <div>F9</div> <div><div></div></div>								<div>0-0</div> <div>G3</div> <div><div></div></div>								<div>0-0</div> <div>F8</div> <div><div></div></div>								<div>0-0</div> <div>G3-1</div> <div><div></div></div>								4	0	0	0	0	0	3	<div>livebaseballscorecards.com</div>																
<div>3 Jesus Flores, R<div>(1, 2)</div><div>OBP: 0.542, SLG: 0.870</div></div> <div>Ryan Church, L<div>(9, PH)</div><div>OBP: 0.278, SLG: 0.306</div></div> <div>61 Juan Brito, R<div>(10, 2)</div><div>OBP: 0.250, SLG: 0.357</div></div>					<div>0-3</div> <div><div></div></div>								<div>0-0</div> <div><div>15 1B</div></div> <div>2B</div> <div><div></div></div>								<div>0-0</div> <div><div>7 SH1-3</div></div> <div>1B</div> <div><div></div></div>								<div>0-3</div> <div>K</div> <div><div></div></div>				3	1	2	0	0	1	0	1	0	0	1			0	0	0	0	0	0									
<div>7 Nook Logan, S<div>(1, 8)</div><div>OBP: 0.352, SLG: 0.362</div></div> <div>35 Ryan Wagner, R<div>(10, 1)</div></div>					<div>0-0</div> <div>F7</div> <div><div></div></div>								<div>0-3</div> <div>K</div> <div><div></div></div>								<div>0-0</div> <div>SH1-3</div> <div><div></div></div>								<div>0-0</div> <div><div></div></div> <div>1B</div> <div><div></div></div>				3	0	1	0	0	1	1	0	0	0	0			0	0	0	0	0	0									
<div>41 Shawn Hill, R<div>(1, 1)</div></div> <div>75 Mike Bacsik, L<div>(6, 1)</div></div> <div>43 Jesus Colome, R<div>(7, 1)</div></div> <div>21 Dmitri Young, S<div>(7, PH)</div><div>OBP: 0.400, SLG: 0.667</div></div> <div>4 D'Angelo Jimenez, S<div>(8, 4)</div><div>OBP: 0.359, SLG: 0.324</div></div>									<div>0-3</div> <div>K</div> <div><div></div></div>								<div>4-0</div> <div><div>15 1B</div></div> <div>BB</div> <div><div></div></div>								<div>0-0</div> <div>F8</div> <div><div></div></div>								<div>0-0</div> <div>F8</div> <div><div></div></div>				1	0	0	0	1	1	0			0	0	0	0	0	0	0	0	0	1	0	0	0	0	0
<div>Inning Stats</div>	<div>R: 1</div> <div>E: 1</div> <div>K: 1</div> <div>S: 7</div>	<div>H: 2</div> <div>LOB: 1</div> <div>BB: 0</div> <div>P: 7</div>	<div>R: 0</div> <div>E: 0</div> <div>K: 1</div> <div>S: 5</div>	<div>H: 0</div> <div>LOB: 0</div> <div>BB: 0</div> <div>P: 5</div>	<div>R: 0</div> <div>E: 0</div> <div>K: 2</div> <div>S: 7</div>	<div>H: 0</div> <div>LOB: 0</div> <div>BB: 0</div> <div>P: 7</div>	<div>R: 0</div> <div>E: 0</div> <div>K: 0</div> <div>S: 3</div>	<div>H: 1</div> <div>LOB: 1</div> <div>BB: 1</div> <div>P: 7</div>	<div>R: 1</div> <div>E: 0</div> <div>K: 2</div> <div>S: 9</div>	<div>H: 2</div> <div>LOB: 2</div> <div>BB: 1</div> <div>P: 13</div>	<div>R: 0</div> <div>E: 0</div> <div>K: 1</div> <div>S: 5</div>	<div>H: 0</div> <div>LOB: 0</div> <div>BB: 0</div> <div>P: 5</div>	<div>R: 0</div> <div>E: 0</div> <div>K: 0</div> <div>S: 4</div>	<div>H: 1</div> <div>LOB: 1</div> <div>BB: 0</div> <div>P: 4</div>	<div>R: 0</div> <div>E: 0</div> <div>K: 1</div> <div>S: 5</div>	<div>H: 0</div> <div>LOB: 2</div> <div>BB: 1</div> <div>P: 10</div>	<div>R: 0</div> <div>E: 0</div> <div>K: 1</div> <div>S: 5</div>	<div>H: 1</div> <div>LOB: 0</div> <div>BB: 0</div> <div>P: 5</div>	<div>R: 0</div> <div>E: 0</div> <div>K: 0</div> <div>S: 4</div>	<div>H: 1</div> <div>LOB: 1</div> <div>BB: 0</div> <div>P: 4</div>	<div>R: 0</div> <div>E: 0</div> <div>K: 0</div> <div>S: 4</div>	<div>H: 1</div> <div>LOB: 1</div> <div>BB: 0</div> <div>P: 4</div>	<div>1B: 6</div> <div>2B: 2</div> <div>3B: 0</div> <div>HR: 0</div>	<div>SF: 0</div> <div>SAC: 2</div> <div>DP: 1</div> <div>HBP: 1</div>	<div>WP: 0</div> <div>PB: 0</div> <div>SB: 0</div> <div>CS: 0</div>	<div>PA: 40</div>																																		
<div>PITCHER</div> <div>Kip Wells, R<div>(1, 1)</div><div>ERA: 1.06</div></div> <div>Tyler Johnson, L<div>(6, 1)</div><div>ERA: 6.0</div></div> <div>48 Brad Thompson, R<div>(7, 1)</div><div>ERA: 0.77</div></div> <div>34 Randy Flores, L<div>(8, 1)</div><div>ERA: 2.08</div></div> <div>Josh Hancock, R<div>(9, 1)</div><div>ERA: 2.0</div></div>	<div>IP</div> <div>5.0</div>	<div>WLS</div> <div></div>	<div>BF</div> <div>21</div>	<div>H</div> <div>5</div>	<div>R</div> <div>2</div>	<div>ER</div> <div>2</div>	<div>SO</div> <div>6</div>	<div>BB</div> <div>2</div>	<div>IBB</div> <div>0</div>	<div>HBP</div> <div>0</div>	<div>BLK</div> <div>0</div>	<div>WP</div> <div>0</div>	<div>HR</div> <div>0</div>	<div>S</div> <div>31</div>	<div>P</div> <div>39</div>	<div>ERA</div> <div>3.60</div>	<div>WHIP</div> <div>1.400</div>																																											
<div>78 Kelvin Jimenez, R<div>(10, 1)</div><div>ERA:</div></div>	<div>IP</div> <div>1.0</div>	<div>WLS</div> <div>S</div>	<div>BF</div> <div>4</div>	<div>H</div> <div>1</div>	<div>R</div> <div>0</div>	<div>ER</div> <div>0</div>	<div>SO</div> <div>0</div>	<div>BB</div> <div>0</div>	<div>IBB</div> <div>0</div>	<div>HBP</div> <div>0</div>	<div>BLK</div> <div>0</div>	<div>WP</div> <div>0</div>	<div>HR</div> <div>0</div>	<div>S</div> <div>4</div>	<div>P</div> <div>4</div>	<div>ERA</div> <div>0.00</div>	<div>WHIP</div> <div>1.000</div>																																											

Washington Nationals @ Atlanta Braves
Ballpark at Disney's Wide World of Sports, Lake Buena Vista

Batter	1		2		3		4		5		6		7		8		9		AB	R	H	RBI	BB	SO	LOB	BOTTOM																		
Ivan Rodriguez, R OBP: 0.407, SLG: 0.636 70 Dane Sardinha, R OBP: 0.176, SLG: 0.133 Michael Hollimon, S OBP: 0.333, SLG: 0.333	(1, 2)	X	0-0		X	0-0				X	0-0				X	0-0				X	0-0					3	1	2	0	0	0	0												
14 Placido Polanco, R OBP: 0.579, SLG: 0.646 Mark Haske, L	(1, 4)	X	0-0			X	0-0			X	0-0				X	0-0					X	0-0					3	1	2	0	0	0	1											
3 Gary Sheffield, R OBP: 0.450, SLG: 0.512 74 Timo Perez, L OBP: 0.404, SLG: 0.610	(1, 10)	X	0-0			B	1-0		X	B	4-0					0-0		X	0-0			X	0-0				2	0	0	1	1	0	2											
30 Magglio Ordonez, R OBP: 0.317, SLG: 0.377 68 Ryan Raburn, R OBP: 0.516, SLG: 0.640	(1, 9)	X	0-0			X	0-0			X	0-0					0-0		X	0-0			X	0-0				3	0	1	1	0	0	3											
Craig Monroe, R OBP: 0.408, SLG: 0.524 Andres Torres, S	(1, 7)	S	0-3			B	4-0		X	S	0-1					1-0										2	0	0	0	1	1	4												
33 Marcus Thames, R OBP: 0.292, SLG: 0.444	(1, 3)	S	0-3			C	0-3			X	0-0					0-3										4	0	0	0	0	3	4												
15 Brandon Inge, R OBP: 0.385, SLG: 0.370 Nick McIntyre, S OBP: 0.667, SLG: 0.667	(1, 5)	S	0-3						X		0-0					4-0										2	0	0	0	1	1	2												
8 Neifi Perez, S OBP: 0.431, SLG: 0.390	(1, 6)				X		0-0			X	0-0					0-0										4	0	1	0	0	0	1												
20 Omar Infante, R OBP: 0.186, SLG: 0.268 10 Brennan Boesch, L OBP: 0.400, SLG: 0.800	(1, 8)				X		0-0			X	0-0					0-0										3	0	0	0	0	0	0												
	(8, 7)																									1	1	0	0	0	0	2												
Inning Stats	R: 2 E: 1 K: 3 S: 13	H: 3 LOB: 2 BB: 0 P: 13	R: 0 E: 0 K: 0 S: 3	H: 0 LOB: 0 BB: 0 P: 3	R: 0 E: 0 K: 1 S: 6	H: 1 LOB: 2 BB: 1 P: 11	R: 0 E: 0 K: 0 S: 3	H: 0 LOB: 0 BB: 0 P: 3	R: 0 E: 0 K: 0 S: 5	H: 1 LOB: 2 BB: 1 P: 9	R: 0 E: 0 K: 0 S: 2	H: 0 LOB: 0 BB: 1 P: 6	R: 0 E: 0 K: 0 S: 3	H: 0 LOB: 0 BB: 0 P: 3	R: 1 E: 0 K: 1 S: 6	H: 1 LOB: 0 BB: 0 P: 7	R: 3 E: 0 K: 0 S: 6	H: 4 LOB: 2 BB: 1 P: 10	1B: 7 2B: 3 3B: 0 HR: 0	SF: 1 SAC: 0 DP: 1 HBP: 0	WP: 2 PB: 0 SB: 1 CS: 0	PA: 40																						
PITCHER	IP	WLS	BF	H	R	ER	SO	BB	IBB	HBP	BLK	WP	HR	S	P	ERA	WHIP	PITCHER										IP	WLS	BF	H	R	ER	SO	BB	IBB	HBP	BLK	WP	HR	S	P	ERA	WHIP
57 Jason Bergmann, R ERA: 4.5	(1, 1)	5.0		5	2	2	4	2	0	0	0	1	0	30	39	3.60	1.400																											
36 Levale Speigner, R ERA: 2.4	(6, 1)	3.1	L	14	4	4	1	1	0	0	0	1	0	15	20	10.80	1.500																											
30 Chris Booker, R ERA:	(9, 1)	0.1	B	3	1	0	0	1	0	0	0	0	0	2	6	0.00	6.000																											

Batter	1											2											3											4											5											6											7											8											9											AB R H RBI BB SO LOB											TOP																																																																																																																																																																																																																																																																																																																																																																																																																																																																																																																																																																																																																																																																																																																																																																																																																																																																																																																																																																																																																																																																																																																																																																																																																																																																																																																																																																																																																																																																																																																																																																																																																																																																																																																																																																																																																																																																																																																																																																																																																																																																																																																																																																																																																																																																																																																																																																																																																																																																																																																																																																																																																																																																																																																																																																																																																																																																																																																																																																																																																																																								
7 José Reyes, S OBP: 0.397, SLG: 0.586 17 David Newhan, L OBP: 0.288, SLG: 0.422	<div>0-3</div> <div>K</div> <div>1</div>																						<div>0-0</div> <div>G4-3</div> <div>1</div>																						<div>0-0</div> <div>F9</div> <div>2</div>																						<div>0-3</div> <div>K</div> <div>1</div>											<div>0-0</div> <div>G6-3</div> <div>3</div>																						<div>3 0 0 0 0 1 1</div> <div>2 0 0 0 0 1 2</div>											<div>New York Mets @ Washington Nationals</div> <div>Space Coast Stadium, Viera, FL</div> <div>Tue Mar 27 2007, 7:05 PM EDT</div> <div>Att. 7,554 - Cloudy - 71 F</div>																																																																																																																																																																																																																																																																																																																																																																																																																																																																																																																																																																																																																																																																																																																																																																																																																																																																																																																																																																																																																																																																																																																																																																																																																																																																																																																																																																																																																																																																																																																																																																																																																																																																																																																																																																																																																																																																																																																																																																																																																																																																																																																																																																																																																																																																																																																																																																																																																																																																																																																																																																																																																																																																																																																																																																																																																																																																																																																																																																																																																																																								
5 David Wright, R OBP: 0.400, SLG: 0.381 4 Ben Johnson, R OBP: 0.328, SLG: 0.370	<div>0-0</div> <div>F8</div> <div>2</div>																						<div>0-0</div> <div>G5-3</div> <div>2</div>																						<div>0-0</div> <div>FC5</div> <div>18</div> <div>15</div> <div>S</div> <div>1B</div> <div>3-H</div>																						<div>0-0</div> <div>G1-3</div> <div>2</div>																						<div>0-3</div> <div>K</div> <div>1</div>											<div>3 0 1 1 0 0 0</div> <div>2 0 0 0 0 1 0</div>																																																																																																																																																																																																																																																																																																																																																																																																																																																																																																																																																																																																																																																																																																																																																																																																																																																																																																																																																																																																																																																																																																																																																																																																																																																																																																																																																																																																																																																																																																																																																																																																																																																																																																																																																																																																																																																																																																																																																																																																																																																																																																																																																																																																																																																																																																																																																																																																																																																																																																																																																																																																																																																																																																																																																																																																																																																																																																																																																																																																																																																																			
15 Carlos Beltrán, S OBP: 0.349, SLG: 0.500 10 Endy Chavez, L OBP: 0.392, SLG: 0.400	<div>0-0</div> <div>G3-1</div> <div>3</div>																						<div>4-0</div> <div>BB</div>																						<div>4-0</div> <div>FC5</div> <div>18</div> <div>BB</div> <div>1-2</div>																						<div>0-0</div> <div>1B</div> <div>3</div>																						<div>0-0</div> <div>S</div> <div>1B</div>											<div>1 0 0 0 2 0 0</div> <div>2 0 2 0 0 0 0</div>																																																																																																																																																																																																																																																																																																																																																																																																																																																																																																																																																																																																																																																																																																																																																																																																																																																																																																																																																																																																																																																																																																																																																																																																																																																																																																																																																																																																																																																																																																																																																																																																																																																																																																																																																																																																																																																																																																																																																																																																																																																																																																																																																																																																																																																																																																																																																																																																																																																																																																																																																																																																																																																																																																																																																																																																																																																																																																																																																																																																																																																																			
18 Moises Alou, R OBP: 0.207, SLG: 0.255 1 Anderson Hernandez, S OBP: 0.260, SLG: 0.178												<div>0-0</div> <div>G5-3</div> <div>1</div>											<div>0-0</div> <div>G6-3</div> <div>3</div>																						<div>0-0</div> <div>FC5</div> <div>1-2</div> <div>2-3f</div> <div>3</div>																						<div>0-0</div> <div>G4-3</div> <div>3</div>																						<div>0-0</div> <div>F9</div> <div>2</div>											<div>3 0 0 0 0 0 3</div> <div>2 0 0 0 0 0 2</div>																																																																																																																																																																																																																																																																																																																																																																																																																																																																																																																																																																																																																																																																																																																																																																																																																																																																																																																																																																																																																																																																																																																																																																																																																																																																																																																																																																																																																																																																																																																																																																																																																																																																																																																																																																																																																																																																																																																																																																																																																																																																																																																																																																																																																																																																																																																																																																																																																																																																																																																																																																																																																																																																																																																																																																																																																																																																																																																																																																																																																																																																			
20 Shawn Green, L OBP: 0.214, SLG: 0.277 Dustin Martin, L												<div>0-0</div> <div>HR</div> <div>1B</div>																						<div>0-0</div> <div>P6</div> <div>1</div>																						<div>4-0</div> <div>11</div> <div>1B</div> <div>BB</div>																						<div>0-0</div> <div>G4-3</div> <div>1</div>											<div>1-3</div> <div>K</div> <div>1-2</div> <div>3</div>											<div>3 0 1 0 1 0 0</div> <div>1 0 0 0 0 1 1</div>																																																																																																																																																																																																																																																																																																																																																																																																																																																																																																																																																																																																																																																																																																																																																																																																																																																																																																																																																																																																																																																																																																																																																																																																																																																																																																																																																																																																																																																																																																																																																																																																																																																																																																																																																																																																																																																																																																																																																																																																																																																																																																																																																																																																																																																																																																																																																																																																																																																																																																																																																																																																																																																																																																																																																																																																																																																																																																																																																																																																																																																																			
Julio Franco, R OBP: 0.435, SLG: 0.395 64 Mike Carp, L OBP: 0.311, SLG: 0.375												<div>0-0</div> <div>SAFE</div> <div>1-2</div> <div>HR</div> <div>2</div>																						<div>0-0</div> <div>G5-3</div> <div>2</div>																						<div>0-3</div> <div>K</div> <div>1</div>																						<div>0-0</div> <div>HR</div> <div>2</div>											<div>3 1 1 1 0 1 1</div> <div>1 1 1 1 0 0 0</div>																																																																																																																																																																																																																																																																																																																																																																																																																																																																																																																																																																																																																																																																																																																																																																																																																																																																																																																																																																																																																																																																																																																																																																																																																																																																																																																																																																																																																																																																																																																																																																																																																																																																																																																																																																																																																																																																																																																																																																																																																																																																																																																																																																																																																																																																																																																																																																																																																																																																																																																																																																																																																																																																																																																																																																																																																																																																																																																																																																																																																																																																														
3 Damion Easley, R OBP: 0.265, SLG: 0.250 68 Lino Urdaneta, R												<div>1-0</div> <div>11</div> <div>BB</div> <div>HBP</div>																						<div>0-0</div> <div>G5-3</div> <div>3</div>																						<div>0-0</div> <div>L4</div> <div>2</div>																						<div>0-0</div> <div>F8</div> <div>2</div>											<div>3 0 0 0 0 0 1</div> <div>0 0 0 0 0 0 0</div>																																																																																																																																																																																																																																																																																																																																																																																																																																																																																																																																																																																																																																																																																																																																																																																																																																																																																																																																																																																																																																																																																																																																																																																																																																																																																																																																																																																																																																																																																																																																																																																																																																																																																																																																																																																																																																																																																																																																																																																																																																																																																																																																																																																																																																																																																																																																																																																																																																																																																																																																																																																																																																																																																																																																																																																																																																																																																																																																																																																																																																																																														
11 Ramon Castro, R OBP: 0.455, SLG: 0.556												<div>4-0</div> <div>46</div> <div>FC4-6</div> <div>1-2</div> <div>BB</div>																						<div>4-0</div> <div>7</div> <div>F9</div> <div>46</div> <div>SH3-4</div> <div>5</div> <div>1B</div> <div>BB</div>																						<div>0-0</div> <div>1-2</div> <div>1B</div> <div>3</div>																						<div>0-0</div> <div>6</div> <div>1B</div> <div>1B</div>											<div>2 1 2 0 2 0 0</div>																																																																																																																																																																																																																																																																																																																																																																																																																																																																																																																																																																																																																																																																																																																																																																																																																																																																																																																																																																																																																																																																																																																																																																																																																																																																																																																																																																																																																																																																																																																																																																																																																																																																																																																																																																																																																																																																																																																																																																																																																																																																																																																																																																																																																																																																																																																																																																																																																																																																																																																																																																																																																																																																																																																																																																																																																																																																																																																																																																																																																																																																														
46 Oliver Pérez, L 71 Willie Collazo, L 70 Joe Smith, R 6 Ruben Gotay, S OBP: 0.341, SLG: 0.417												<div>0-0</div> <div>FC4-6</div> <div>1-2f</div> <div>3</div>																						<div>0-0</div> <div>SH3-4</div> <div>1-2</div> <div>1</div>																						<div>0-3</div> <div>K</div> <div>3</div>																						<div>0-0</div> <div>1B</div>											<div>2 0 0 0 0 1 4</div> <div>0 0 0 0 0 0 0</div> <div>0 0 0 0 0 0 0</div> <div>1 0 1 0 0 0 0</div>																																																																																																																																																																																																																																																																																																																																																																																																																																																																																																																																																																																																																																																																																																																																																																																																																																																																																																																																																																																																																																																																																																																																																																																																																																																																																																																																																																																																																																																																																																																																																																																																																																																																																																																																																																																																																																																																																																																																																																																																																																																																																																																																																																																																																																																																																																																																																																																																																																																																																																																																																																																																																																																																																																																																																																																																																																																																																																																																																																																																																																																																														
Inning Stats	R: 0 E: 0 K: 1 S: 5											H: 0 LOB: 0 BB: 0 P: 5											R: 1 E: 1 K: 0 S: 4											H: 2 LOB: 2 BB: 1 P: 9											R: 0 E: 0 K: 0 S: 3											H: 0 LOB: 0 BB: 0 P: 3											R: 1 E: 0 K: 0 S: 4											H: 1 LOB: 2 BB: 2 P: 12											R: 0 E: 0 K: 2 S: 8											H: 1 LOB: 1 BB: 0 P: 6											R: 1 E: 0 K: 0 S: 6											H: 3 LOB: 2 BB: 0 P: 6											R: 0 E: 0 K: 2 S: 8											H: 1 LOB: 1 BB: 0 P: 9											1B: 7 2B: 0 3B: 0 HR: 2											SF: 0 SAC: 1 DP: 0 HBP: 1											WP: 0 PB: 0 SB: 2 CS: 0											PA: 41																																																																																																																																																																																																																																																																																																																																																																																																																																																																																																																																																																																																																																																																																																																																																																																																																																																																																																																																																																																																																																																																																																																																																																																																																																																																																																																																																																																																																																																																																																																																																																																																																																																																																																																																																																																																																																																																																																																																																																																																																																																																																																																																																																																																																																																																																																																																																																																																																																																																																																																																																																																																																																																																																																																																																																																																																																																																																																																																																																											
PITCHER	IP											WLS											BF											H											R											ER											SO											BB											IBB											HBP											BLK											WP											HR											S											P											ERA											WHIP																																																																																																																																																																																																																																																																																																																																																																																																																																																																																																																																																																																																																																																																																																																																																																																																																																																																																																																																																																																																																																																																																																																																																																																																																																																																																																																																																																																																																																																																																																																																																																																																																																																																																																																																																																																																																																																																																																																																																																																																																																																																																																																																																																																																																																																																																																																																																																																																																																																																																																																																																																																																																																																																																																																																																																																																																																																																																																																																																																																						
26 Jerome Williams, R ERA: 3.44	5.0											W											22											3											2											2											1											4											0											1											0											0											0											0											0											0											0											0											0											0											0											0											0											0											0											0											0											0											0											0											0											0											0											0											0											0											0											0											0											0											0											0											0											0											0											0											0											0											0											0											0											0											0											0											0											0											0											0											0											0											0											0											0											0											0											0											0											0											0											0											0											0											0											0											0											0											0											0											0											0											0											0											0											0											0											0											0											0											0											0											0											0											0											0											0											0											0											0											0											0											0											0											0											0											0											0											0											0											0											0											0											0											0											0											0											0											0											0											0											0											0											0											0											0											0											0											0											0											0											0											0											0											0											0											0											0											0											0											0											0											0											0											0											0											0											0											0											0											0											0											0											0											0											0											0											0											0											0											0											0											0											0											0											0											0											0											0											0											0											0											0											0											0											0											0											0											0											0											0											0											0											0											0											0											0											0											0											0											0											0											0											0											0											0											0											0											0											0											0											0											0											0											0											0											0											0											0											0											0											0											0											0											0											0											0											0											0											0											0											0											0											0											0											0											0											0											0											0											0											0											0											0											0											0											0											0											0											0											0											0											0											0											0											0											0											0											0											0											0											0											0											0											0											0											0											0											0											0											0											0											0											0											0											0											0											0											0											0											0											0											0											0											0											0											0											0											0										

Batter	1		2		3		4		5		6		7		8		9		AB R H RBI BB SO LOB		BOTTOM														
<div>Felipe Lopez, S</div> <div>OBP: 0.246, SLG: 0.273</div> <div>(1, 4)</div>	X	0-0 			B B B B	4-0 			X	0-0 	X	0-0 			X	0-0 			4	2	2	0	1	0	2	<div>New York Mets @ Washington Nationals</div> <div>Space Coast Stadium, Viera, FL</div> <div>Tue Mar 27 2007, 7:05 PM EDT</div> <div>Att. 7,554 - Cloudy - 71 F</div> <div>livebaseballscorecards.com</div>									
<div>15 Cristian Guzman, S</div> <div>OBP: 0.465, SLG: 0.575</div> <div>(1, 6)</div>	X	0-0 			X	0-0 			X	0-0 			X	0-0 					4	1	1	0	0	0	2										
<div>10 Ronnie Belliard, R</div> <div>OBP: 0.286, SLG: 0.410</div> <div>(8, 5)</div>						1-2 				1-2 									0	0	0	0	0	0	0										
<div>11 Ryan Zimmerman, R</div> <div>OBP: 0.439, SLG: 0.689</div> <div>(1, 5)</div>	B X	1-0 			C C C C	0-3 			B X	1-0 			H	1-0 					2	1	1	1	0	1	1										
<div>35 Ryan Wagner, R</div> <div></div> <div>(8, 1)</div>										1-3 2-3 									0	0	0	0	0	0	0										
<div>32 Chad Cordero, R</div> <div></div> <div>(8, 1)</div>										1-3 2-3 									0	0	0	0	0	0	0										
<div>25 Austin Kearns, R</div> <div>OBP: 0.413, SLG: 0.353</div> <div>(1, 9)</div>	X	0-0 			X	0-0 			B X	1-0 			C C C C	0-3 					4	0	2	3	0	1	1										
<div>21 Dmitri Young, S</div> <div>OBP: 0.345, SLG: 0.519</div> <div>(1, 3)</div>			X	0-0 	X	0-0 			1 SAFE	0-0 	X	0-0 	B B B B	4-0 					3	0	1	0	0	0	1										
<div>13 Robert Fick, L</div> <div>OBP: 0.361, SLG: 0.406</div> <div>(7, 3)</div>										1-2 			C C C C	0-3 					0	0	0	0	1	0	0										
<div>Brian Schneider, L</div> <div>OBP: 0.379, SLG: 0.607</div> <div>(1, 2)</div>	X	0-0 			X	0-0 			C C C C	0-3 			H	1-0 					2	0	1	0	0	0	0										
<div>3 Jesus Flores, R</div> <div>OBP: 0.536, SLG: 0.808</div> <div>(6, 2)</div>										1-2 2-3 									1	0	0	0	0	1	0										
<div>Ryan Church, L</div> <div>OBP: 0.300, SLG: 0.315</div> <div>(1, 7)</div>			X	0-0 				S S S S	B B B B	4-0 	X	0-0 							2	0	1	0	0	1	0										
<div>52 Saul Rivera, S</div> <div></div> <div>(6, 1)</div>																			0	0	0	0	0	0	0										
<div>Chris Snelling, L</div> <div>OBP: 0.384, SLG: 0.477</div> <div>(6, PH)</div>																			0	1	0	0	1	0	0										
<div>43 Jesus Colome, R</div> <div></div> <div>(7, 1)</div>																			0	0	0	0	0	0	0										
<div>Josh Wilson, R</div> <div>OBP: 0.451, SLG: 0.452</div> <div>(7, PH)</div>																			1	0	0	0	0	0	3										
<div>(8, 6)</div>																																			
<div>92 Roger Bernadina, L</div> <div>OBP: 0.286, SLG: 0.167</div> <div>(1, 8)</div>	X	0-0 			X	0-0 			B B B B	4-0 			S S S S	0-3 					3	0	0	0	1	1	2										
<div>26 Jerome Williams, R</div> <div>OBP: 0.375, SLG: 0.375</div> <div>(1, 1)</div>			C C C C	0-3 				C C C C	0-3 	X	0-0 			X	0-0 					1	0	0	0	0	1	2									
<div>77 Abraham Nunez, S</div> <div>OBP: 0.289, SLG: 0.333</div> <div>(5, PH)</div>																			3	0	1	1	0	1	0										
<div>(6, 7)</div>																																			
Inning Stats	R: 1 E: 0 K: 0 S: 4	H: 1 LOB: 0 BB: 0 P: 5	R: 0 E: 0 K: 1 S: 7	H: 3 LOB: 2 BB: 0 P: 7	R: 1 E: 0 K: 1 S: 6	H: 1 LOB: 1 BB: 1 P: 10	R: 0 E: 0 K: 1 S: 5	H: 0 LOB: 0 BB: 0 P: 5	R: 2 E: 0 K: 1 S: 7	H: 4 LOB: 0 BB: 0 P: 9	R: 1 E: 0 K: 1 S: 6	H: 1 LOB: 2 BB: 2 P: 14	R: 0 E: 0 K: 1 S: 5	H: 0 LOB: 3 BB: 1 P: 11	R: 0 E: 0 K: 1 S: 5	H: 0 LOB: 0 BB: 0 P: 5		1B: 9 2B: 1 3B: 0 HR: 0	SF: 1 SAC: 0 DP: 0 HBP: 2	WP: 0 PB: 0 SB: 1 CS: 2	PA: 38														
PITCHER	IP	WLS	BF	H	R	ER	SO	BB	IBB	HBP	BLK	WP	HR	S	P	ERA	WHIP	PITCHER	IP	WLS	BF	H	R	ER	SO	BB	IBB	HBP	BLK	WP	HR	S	P	ERA	WHIP
46 Oliver Pérez, L	(1, 1)	5.2	L	25	9	5	4	5	2	0	0	0	0	0	33	44	6.35	1.941																	
71 Willie Collazo, L	(6, 1)	0.1		3	1	0	0	0	1	0	0	0	0	0	2	6	0.00	6.000																	
70 Joe Smith, R	(7, 1)	1.0		6	0	0	0	1	1	0	2	0	0	0	5	11	0.00	1.000																	
68 Lino Urdaneta, R	(8, 1)	1.0		3	0	0	0	1	0	0	0	0	0	0	5	5	0.00	0.000																	

Baltimore Orioles @ Washington Nationals
Cooper Stadium, Columbus, OH
Thu Mar 29 2007, 4:05 PM EDT
Att. 4,803 - Sunny - 65 F

AB	38
R	3
H	10
RBI	2
BB	2
SO	9
LOB	16



| Batter
 | 1 |
 |
 | | 2
 | | |
 | 3 | | | | 4 | | | | 5 | | | | 6 | | | | 7 | | | | 8 | | | | 9 | | | | 10 | | | | AB R H RBI BB SO LOB | | BOTTOM | |
|---
---|---

--
--|---
--|--|---|--|--|--|--|---|--|--|--|---|--|--|--|---|--|--|--|---|--|--|--|---|--|--|--|---|--|--|--|----|--|--|--|----------------------|--|--------|--|
| <div>Felipe Lopez, S
OBP: 0.254, SLG: 0.267</div> <div>4 D'Angelo Jimenez, S
OBP: 0.367, SLG: 0.357</div> <div>(1, 4)
(7, 4)</div> <div><div>C
B
F
B
X</div><div>2-2</div><div><div>F8</div><div></div></div><div><div>1</div><div>X</div></div><div><div></div><div></div></div></div> <div><div>0-0</div><div><div>F8</div><div></div></div><div><div>3</div></div><div><div></div><div></div></div></div> <div><div></div><div></div><div></div><div></div></div> <div><div>B
B
B
C
X</div><div>3-1</div><div><div>G4-3</div><div></div></div><div><div>2</div></div><div><div></div><div></div></div></div> <div><div></div><div></div><div></div><div></div></div> <div><div>B
1
SAFE</div><div>2-3</div><div><div>K</div><div></div></div><div><div>1</div><div>C
B
B
X</div></div><div><div></div><div></div></div></div> <div><div>3-1</div><div><div>P5</div><div></div></div><div><div>2</div></div><div><div></div><div></div></div></div> <div><div></div><div></div><div></div><div></div></div> <div><div>F
B
B
F
B
B</div><div>4-2</div><div><div></div><div>BB</div></div><div><div>3</div></div><div><div></div><div></div></div></div> <tr><td><div>15 Cristian Guzman, S
OBP: 0.457, SLG: 0.558</div><div>Josh Wilson, R
OBP: 0.431, SLG: 0.429</div><div>(1, 6)
(7, 6)</div><div><div>F
F
B
F
C</div><div>2-3</div><div><div>K</div><div></div></div><div><div>2</div></div><div><div></div><div></div></div></div><div><div></div><div></div><div></div><div></div></div><div><div>C
S
X</div><div>0-2</div><div><div>25
G2-3</div><div>11
E</div></div><div><div>1B</div></div><div><div></div><div></div></div></div><div><div>0-1</div><div><div>E6</div><div></div></div><div><div>25
BB</div><div>11
1B</div></div><div><div></div></div><div><div></div><div></div></div></div><div><div>C
X</div><div>1-3</div><div><div>G5-4-3</div><div>1B</div></div><div><div>1</div><div>B
B
B
X</div></div><div><div></div><div></div></div></div><div><div>1-2</div><div><div>P6</div><div></div></div><div><div>3</div></div><div><div></div><div></div></div></div><div><div>1
SAFE</div><div>2-1</div><div><div></div><div>L7</div></div><div><div>3</div></div><div><div></div><div></div></div></div><tr><td><div>11 Ryan Zimmerman, R
OBP: 0.451, SLG: 0.672</div><div>Tony Batista, R
OBP: 0.286, SLG: 0.429</div><div>(1, 5)
(6, 5)</div><div><div>B
F
B
SAFE</div><div>4-2</div><div><div></div><div>BB</div></div><div><div></div></div><div><div></div><div></div></div></div><div><div></div><div></div><div></div><div></div></div><div><div>S
B
1
SAFE</div><div>2-3</div><div><div>K</div><div></div></div><div><div>1</div><div>B
B
B
X</div></div><div><div></div><div></div></div></div><div><div>1-2</div><div><div>K</div><div></div></div><div><div>25
BB</div></div><div><div>1B</div></div><div><div></div><div></div></div></div><div><div>B
B
X</div><div>2-0</div><div><div></div><div></div></div><div><div>1</div><div>B
B
B
X</div></div><div><div></div><div></div></div></div><div><div>1-2</div><div><div>G5-4-3</div><div></div></div><div><div>1-2f</div></div><div><div></div><div></div></div></div><div><div>D
X</div><div>1-0</div><div><div>G5-4-3</div><div></div></div><div><div></div><div></div></div></div><div><div></div><div></div><div></div><div></div></div><div><div>X</div><div>0-0</div><div><div></div><div>SH5-3</div></div><div><div>1B</div></div><div><div></div><div></div></div></div><tr><td><div>25 Austin Kearns, R
OBP: 0.397, SLG: 0.327</div><div>Chris Snelling, L
OBP: 0.356, SLG: 0.479</div><div>(1, 9)
(7, 9)</div><div><div>C
SAFE</div><div>0-3</div><div><div>K</div><div></div></div><div><div>3</div></div><div><div></div><div></div></div></div><div><div></div><div></div><div></div><div></div></div><div><div>X</div><div>0-0</div><div><div>G2-3</div><div></div></div><div><div>2</div></div><div><div></div><div></div></div></div><div><div></div><div></div><div></div><div></div></div><div><div>B
SAFE</div><div>4-2</div><div><div></div><div>BB</div></div><div><div></div></div><div><div></div><div></div></div></div><div><div>1-2</div><div><div>K</div><div></div></div><div><div>BB</div></div><div><div></div><div></div></div></div><div><div>B
SAFE</div><div>2-3</div><div><div></div><div></div></div><div><div>1</div><div>B
B
B
X</div></div><div><div></div><div></div></div></div><div><div>1-2</div><div><div></div><div>BB</div></div><div><div>2</div></div><div><div></div><div></div></div></div><tr><td><div>21 Dmitri Young, S
OBP: 0.286, SLG: 0.424</div><div>33 Larry Broadway, L
OBP: 0.429, SLG: 0.400</div><div>(1, 3)
(8, 3)</div><div><div>C
SAFE</div><div>1-3</div><div><div>K</div><div></div></div><div><div>1</div><div>B
B
B
X</div></div><div><div></div><div></div></div></div><div><div></div><div></div><div></div><div></div></div><div><div>F
B
B
C</div><div>2-3</div><div><div>K</div><div></div></div><div><div>3</div></div><div><div></div><div></div></div></div><div><div></div><div></div><div></div><div></div></div><div><div>S
X</div><div>0-1</div><div><div>F9</div><div></div></div><div><div>3</div></div><div><div></div><div></div></div></div><div><div></div><div></div><div></div><div></div></div><div><div>C
X</div><div>0-1</div><div><div></div><div>FC3</div></div><div><div>77
E</div><div>3
WP</div></div><div><div>1B</div></div><div><div></div><div></div></div></div><tr><td><div>Brian Schneider, L
OBP: 0.344, SLG: 0.548</div><div>3 Jesus Flores, R
OBP: 0.576, SLG: 0.897</div><div>(1, 2)
(8, 2)</div><div><div>B
F
X</div><div>1-1</div><div><div>G4-3</div><div></div></div><div><div>2</div></div><div><div></div><div></div></div></div><div><div></div><div></div><div></div><div></div></div><div><div>S
B
B
X</div><div>2-2</div><div><div>G2-3</div><div></div></div><div><div>1</div></div><div><div></div><div></div></div></div><div><div></div><div></div><div></div><div></div></div><div><div>S
B
B
X</div><div>2-2</div><div><div>F8</div><div></div></div><div><div>1</div></div><div><div></div><div></div></div></div><div><div></div><div></div><div></div><div></div></div><div><div>C
B
B
B
C
C
X</div><div>4-2</div><div><div>77
E</div><div>5
1B</div></div><div><div>BB</div></div><div><div></div><div></div></div></div><tr><td><div>Ryan Church, L
OBP: 0.299, SLG: 0.311</div><div>77 Abraham Nunez, S
OBP: 0.260, SLG: 0.295</div><div>(1, 8)
(7, 8)</div><div><div>B
X</div><div>1-0</div><div><div>5
1B</div><div></div></div><div><div>1B</div></div><div><div></div><div></div></div></div><div><div></div><div></div><div></div><div></div></div><div><div>C
SAFE</div><div>2-3</div><div><div>K</div><div></div></div><div><div>2</div></div><div><div></div><div></div></div></div><div><div></div><div></div><div></div><div></div></div><div><div>F
F
B
X</div><div>1-2</div><div><div>F7</div><div></div></div><div><div>2</div></div><div><div></div><div></div></div></div><div><div></div><div></div><div></div><div></div></div><div><div>C
F
B
X</div><div>1-2</div><div><div>FC3</div><div>5
1B</div></div><div><div>1-3
2-H</div></div><div><div></div><div></div></div></div><tr><td><div>5 Kory Casto, L
OBP: 0.389, SLG: 0.362</div><div></div><div>(1, 7)</div><div><div>X</div><div>0-0</div><div><div></div><div>41
BB</div></div><div><div>1B</div></div><div><div></div><div></div></div></div><div><div></div><div></div><div></div><div></div></div><div><div>S
B
B
X</div><div>2-3</div><div><div>K</div><div></div></div><div><div>3</div></div><div><div></div><div></div></div></div><div><div></div><div></div><div></div><div></div></div><div><div>C
B
B
X</div><div>1-2</div><div><div>G4-3</div><div></div></div><div><div>3</div></div><div><div></div><div></div></div></div><div><div></div><div></div><div></div><div></div></div><div><div>C
X</div><div>0-1</div><div><div></div><div>S</div></div><div><div>1B</div></div><div><div></div><div></div></div></div><tr><td><div>41 Shawn Hill, R</div><div>9 Bernie Castro, S
OBP: 0.435, SLG: 0.350</div><div>34 Ray King, L</div><div>Jon Rauch, R</div><div>10 Ronnie Belliard, R
OBP: 0.277, SLG: 0.372</div><div>32 Chad Cordero, R</div><div>43 Jesus Colome, R</div><div>92 Roger Bernadina, L
OBP: 0.222, SLG: 0.125</div><div>(1, 1)
(7, PH)
(8, 1)
(8, 1)
(8, PH)
(9, 1)
(10, 1)
(10, PH)</div><div><div>C
B
B
B
B</div><div>4-2</div><div><div></div><div>BB</div></div><div><div></div></div><div><div></div><div></div></div></div><div><div></div><div></div><div></div><div></div></div><div><div>C
SAFE</div><div>0-3</div><div><div>K</div><div></div></div><div><div>1</div></div><div><div></div><div></div></div></div><div><div></div><div></div><div></div><div></div></div><div><div>B
C
B
B
X</div><div>3-2</div><div><div>1B</div><div>PB</div></div><div><div>1B</div></div><div><div></div><div></div></div></div><tr><td><div>40 Daniel Cabrera, R
ERA: 2.63</div><div>46 Jeremy Guthrie, R
ERA: 1.2</div><div>51 Scott Williamson, R
ERA: 1.08</div><div>28 Danyys Baez, R
ERA: 4.35</div><div>82 Steve Green, R
ERA: 1.69</div><div>(1, 1)
(5, 1)
(7, 1)
(8, 1)
(9, 1)</div><div><div>IP</div><div>WLS</div><div>BF</div><div>H</div><div>R</div><div>ER</div><div>SO</div><div>BB</div><div>IBB</div><div>HBP</div><div>BLK</div><div>WP</div><div>HR</div><div>S</div><div>P</div><div>ERA</div><div>WHIP</div></div><tr><td><div>PITCHER</div><div>Andy Mitchell, R
ERA:</div><div>(10,
1)</div><div><div>IP</div><div>WLS</div><div>BF</div><div>H</div><div>R</div><div>ER</div><div>SO</div><div>BB</div><div>IBB</div><div>HBP</div><div>BLK</div><div>WP</div><div>HR</div><div>S</div><div>P</div><div>ERA</div><div>WHIP</div></div></td></tr></td></tr></td></tr></td></tr></td></tr></td></tr></td></tr></td></tr></td></tr></td></tr> | <div>15 Cristian Guzman, S
OBP: 0.457, SLG: 0.558</div> <div>Josh Wilson, R
OBP: 0.431, SLG: 0.429</div> <div>(1, 6)
(7, 6)</div> <div><div>F
F
B
F
C</div><div>2-3</div><div><div>K</div><div></div></div><div><div>2</div></div><div><div></div><div></div></div></div> <div><div></div><div></div><div></div><div></div></div> <div><div>C
S
X</div><div>0-2</div><div><div>25
G2-3</div><div>11
E</div></div><div><div>1B</div></div><div><div></div><div></div></div></div> <div><div>0-1</div><div><div>E6</div><div></div></div><div><div>25
BB</div><div>11
1B</div></div><div><div></div></div><div><div></div><div></div></div></div> <div><div>C
X</div><div>1-3</div><div><div>G5-4-3</div><div>1B</div></div><div><div>1</div><div>B
B
B
X</div></div><div><div></div><div></div></div></div> <div><div>1-2</div><div><div>P6</div><div></div></div><div><div>3</div></div><div><div></div><div></div></div></div> <div><div>1
SAFE</div><div>2-1</div><div><div></div><div>L7</div></div><div><div>3</div></div><div><div></div><div></div></div></div> <tr><td><div>11 Ryan Zimmerman, R
OBP: 0.451, SLG: 0.672</div><div>Tony Batista, R
OBP: 0.286, SLG: 0.429</div><div>(1, 5)
(6, 5)</div><div><div>B
F
B
SAFE</div><div>4-2</div><div><div></div><div>BB</div></div><div><div></div></div><div><div></div><div></div></div></div><div><div></div><div></div><div></div><div></div></div><div><div>S
B
1
SAFE</div><div>2-3</div><div><div>K</div><div></div></div><div><div>1</div><div>B
B
B
X</div></div><div><div></div><div></div></div></div><div><div>1-2</div><div><div>K</div><div></div></div><div><div>25
BB</div></div><div><div>1B</div></div><div><div></div><div></div></div></div><div><div>B
B
X</div><div>2-0</div><div><div></div><div></div></div><div><div>1</div><div>B
B
B
X</div></div><div><div></div><div></div></div></div><div><div>1-2</div><div><div>G5-4-3</div><div></div></div><div><div>1-2f</div></div><div><div></div><div></div></div></div><div><div>D
X</div><div>1-0</div><div><div>G5-4-3</div><div></div></div><div><div></div><div></div></div></div><div><div></div><div></div><div></div><div></div></div><div><div>X</div><div>0-0</div><div><div></div><div>SH5-3</div></div><div><div>1B</div></div><div><div></div><div></div></div></div><tr><td><div>25 Austin Kearns, R
OBP: 0.397, SLG: 0.327</div><div>Chris Snelling, L
OBP: 0.356, SLG: 0.479</div><div>(1, 9)
(7, 9)</div><div><div>C
SAFE</div><div>0-3</div><div><div>K</div><div></div></div><div><div>3</div></div><div><div></div><div></div></div></div><div><div></div><div></div><div></div><div></div></div><div><div>X</div><div>0-0</div><div><div>G2-3</div><div></div></div><div><div>2</div></div><div><div></div><div></div></div></div><div><div></div><div></div><div></div><div></div></div><div><div>B
SAFE</div><div>4-2</div><div><div></div><div>BB</div></div><div><div></div></div><div><div></div><div></div></div></div><div><div>1-2</div><div><div>K</div><div></div></div><div><div>BB</div></div><div><div></div><div></div></div></div><div><div>B
SAFE</div><div>2-3</div><div><div></div><div></div></div><div><div>1</div><div>B
B
B
X</div></div><div><div></div><div></div></div></div><div><div>1-2</div><div><div></div><div>BB</div></div><div><div>2</div></div><div><div></div><div></div></div></div><tr><td><div>21 Dmitri Young, S
OBP: 0.286, SLG: 0.424</div><div>33 Larry Broadway, L
OBP: 0.429, SLG: 0.400</div><div>(1, 3)
(8, 3)</div><div><div>C
SAFE</div><div>1-3</div><div><div>K</div><div></div></div><div><div>1</div><div>B
B
B
X</div></div><div><div></div><div></div></div></div><div><div></div><div></div><div></div><div></div></div><div><div>F
B
B
C</div><div>2-3</div><div><div>K</div><div></div></div><div><div>3</div></div><div><div></div><div></div></div></div><div><div></div><div></div><div></div><div></div></div><div><div>S
X</div><div>0-1</div><div><div>F9</div><div></div></div><div><div>3</div></div><div><div></div><div></div></div></div><div><div></div><div></div><div></div><div></div></div><div><div>C
X</div><div>0-1</div><div><div></div><div>FC3</div></div><div><div>77
E</div><div>3
WP</div></div><div><div>1B</div></div><div><div></div><div></div></div></div><tr><td><div>Brian Schneider, L
OBP: 0.344, SLG: 0.548</div><div>3 Jesus Flores, R
OBP: 0.576, SLG: 0.897</div><div>(1, 2)
(8, 2)</div><div><div>B
F
X</div><div>1-1</div><div><div>G4-3</div><div></div></div><div><div>2</div></div><div><div></div><div></div></div></div><div><div></div><div></div><div></div><div></div></div><div><div>S
B
B
X</div><div>2-2</div><div><div>G2-3</div><div></div></div><div><div>1</div></div><div><div></div><div></div></div></div><div><div></div><div></div><div></div><div></div></div><div><div>S
B
B
X</div><div>2-2</div><div><div>F8</div><div></div></div><div><div>1</div></div><div><div></div><div></div></div></div><div><div></div><div></div><div></div><div></div></div><div><div>C
B
B
B
C
C
X</div><div>4-2</div><div><div>77
E</div><div>5
1B</div></div><div><div>BB</div></div><div><div></div><div></div></div></div><tr><td><div>Ryan Church, L
OBP: 0.299, SLG: 0.311</div><div>77 Abraham Nunez, S
OBP: 0.260, SLG: 0.295</div><div>(1, 8)
(7, 8)</div><div><div>B
X</div><div>1-0</div><div><div>5
1B</div><div></div></div><div><div>1B</div></div><div><div></div><div></div></div></div><div><div></div><div></div><div></div><div></div></div><div><div>C
SAFE</div><div>2-3</div><div><div>K</div><div></div></div><div><div>2</div></div><div><div></div><div></div></div></div><div><div></div><div></div><div></div><div></div></div><div><div>F
F
B
X</div><div>1-2</div><div><div>F7</div><div></div></div><div><div>2</div></div><div><div></div><div></div></div></div><div><div></div><div></div><div></div><div></div></div><div><div>C
F
B
X</div><div>1-2</div><div><div>FC3</div><div>5
1B</div></div><div><div>1-3
2-H</div></div><div><div></div><div></div></div></div><tr><td><div>5 Kory Casto, L
OBP: 0.389, SLG: 0.362</div><div></div><div>(1, 7)</div><div><div>X</div><div>0-0</div><div><div></div><div>41
BB</div></div><div><div>1B</div></div><div><div></div><div></div></div></div><div><div></div><div></div><div></div><div></div></div><div><div>S
B
B
X</div><div>2-3</div><div><div>K</div><div></div></div><div><div>3</div></div><div><div></div><div></div></div></div><div><div></div><div></div><div></div><div></div></div><div><div>C
B
B
X</div><div>1-2</div><div><div>G4-3</div><div></div></div><div><div>3</div></div><div><div></div><div></div></div></div><div><div></div><div></div><div></div><div></div></div><div><div>C
X</div><div>0-1</div><div><div></div><div>S</div></div><div><div>1B</div></div><div><div></div><div></div></div></div><tr><td><div>41 Shawn Hill, R</div><div>9 Bernie Castro, S
OBP: 0.435, SLG: 0.350</div><div>34 Ray King, L</div><div>Jon Rauch, R</div><div>10 Ronnie Belliard, R
OBP: 0.277, SLG: 0.372</div><div>32 Chad Cordero, R</div><div>43 Jesus Colome, R</div><div>92 Roger Bernadina, L
OBP: 0.222, SLG: 0.125</div><div>(1, 1)
(7, PH)
(8, 1)
(8, 1)
(8, PH)
(9, 1)
(10, 1)
(10, PH)</div><div><div>C
B
B
B
B</div><div>4-2</div><div><div></div><div>BB</div></div><div><div></div></div><div><div></div><div></div></div></div><div><div></div><div></div><div></div><div></div></div><div><div>C
SAFE</div><div>0-3</div><div><div>K</div><div></div></div><div><div>1</div></div><div><div></div><div></div></div></div><div><div></div><div></div><div></div><div></div></div><div><div>B
C
B
B
X</div><div>3-2</div><div><div>1B</div><div>PB</div></div><div><div>1B</div></div><div><div></div><div></div></div></div><tr><td><div>40 Daniel Cabrera, R
ERA: 2.63</div><div>46 Jeremy Guthrie, R
ERA: 1.2</div><div>51 Scott Williamson, R
ERA: 1.08</div><div>28 Danyys Baez, R
ERA: 4.35</div><div>82 Steve Green, R
ERA: 1.69</div><div>(1, 1)
(5, 1)
(7, 1)
(8, 1)
(9, 1)</div><div><div>IP</div><div>WLS</div><div>BF</div><div>H</div><div>R</div><div>ER</div><div>SO</div><div>BB</div><div>IBB</div><div>HBP</div><div>BLK</div><div>WP</div><div>HR</div><div>S</div><div>P</div><div>ERA</div><div>WHIP</div></div><tr><td><div>PITCHER</div><div>Andy Mitchell, R
ERA:</div><div>(10, 1)</div><div><div>IP</div><div>WLS</div><div>BF</div><div>H</div><div>R</div><div>ER</div><div>SO</div><div>BB</div><div>IBB</div><div>HBP</div><div>BLK</div><div>WP</div><div>HR</div><div>S</div><div>P</div><div>ERA</div><div>WHIP</div></div></td></tr></td></tr></td></tr></td></tr></td></tr></td></tr></td></tr></td></tr></td></tr> | <div>11 Ryan Zimmerman, R
OBP: 0.451, SLG: 0.672</div> <div>Tony Batista, R
OBP: 0.286, SLG: 0.429</div> <div>(1, 5)
(6, 5)</div> <div><div>B
F
B
SAFE</div><div>4-2</div><div><div></div><div>BB</div></div><div><div></div></div><div><div></div><div></div></div></div> <div><div></div><div></div><div></div><div></div></div> <div><div>S
B
1
SAFE</div><div>2-3</div><div><div>K</div><div></div></div><div><div>1</div><div>B
B
B
X</div></div><div><div></div><div></div></div></div> <div><div>1-2</div><div><div>K</div><div></div></div><div><div>25
BB</div></div><div><div>1B</div></div><div><div></div><div></div></div></div>
<div><div>B
B
X</div><div>2-0</div><div><div></div><div></div></div><div><div>1</div><div>B
B
B
X</div></div><div><div></div><div></div></div></div> <div><div>1-2</div><div><div>G5-4-3</div><div></div></div><div><div>1-2f</div></div><div><div></div><div></div></div></div> <div><div>D
X</div><div>1-0</div><div><div>G5-4-3</div><div></div></div><div><div></div><div></div></div></div> <div><div></div><div></div><div></div><div></div></div> <div><div>X</div><div>0-0</div><div><div></div><div>SH5-3</div></div><div><div>1B</div></div><div><div></div><div></div></div></div> <tr><td><div>25 Austin Kearns, R
OBP: 0.397, SLG: 0.327</div><div>Chris Snelling, L
OBP: 0.356, SLG: 0.479</div><div>(1, 9)
(7, 9)</div><div><div>C
SAFE</div><div>0-3</div><div><div>K</div><div></div></div><div><div>3</div></div><div><div></div><div></div></div></div><div><div></div><div></div><div></div><div></div></div><div><div>X</div><div>0-0</div><div><div>G2-3</div><div></div></div><div><div>2</div></div><div><div></div><div></div></div></div><div><div></div><div></div><div></div><div></div></div><div><div>B
SAFE</div><div>4-2</div><div><div></div><div>BB</div></div><div><div></div></div><div><div></div><div></div></div></div><div><div>1-2</div><div><div>K</div><div></div></div><div><div>BB</div></div><div><div></div><div></div></div></div><div><div>B
SAFE</div><div>2-3</div><div><div></div><div></div></div><div><div>1</div><div>B
B
B
X</div></div><div><div></div><div></div></div></div><div><div>1-2</div><div><div></div><div>BB</div></div><div><div>2</div></div><div><div></div><div></div></div></div><tr><td><div>21 Dmitri Young, S
OBP: 0.286, SLG: 0.424</div><div>33 Larry Broadway, L
OBP: 0.429, SLG: 0.400</div><div>(1, 3)
(8, 3)</div><div><div>C
SAFE</div><div>1-3</div><div><div>K</div><div></div></div><div><div>1</div><div>B
B
B
X</div></div><div><div></div><div></div></div></div><div><div></div><div></div><div></div><div></div></div><div><div>F
B
B
C</div><div>2-3</div><div><div>K</div><div></div></div><div><div>3</div></div><div><div></div><div></div></div></div><div><div></div><div></div><div></div><div></div></div><div><div>S
X</div><div>0-1</div><div><div>F9</div><div></div></div><div><div>3</div></div><div><div></div><div></div></div></div><div><div></div><div></div><div></div><div></div></div><div><div>C
X</div><div>0-1</div><div><div></div><div>FC3</div></div><div><div>77
E</div><div>3
WP</div></div><div><div>1B</div></div><div><div></div><div></div></div></div><tr><td><div>Brian Schneider, L
OBP: 0.344, SLG: 0.548</div><div>3 Jesus Flores, R
OBP: 0.576, SLG: 0.897</div><div>(1, 2)
(8, 2)</div><div><div>B
F
X</div><div>1-1</div><div><div>G4-3</div><div></div></div><div><div>2</div></div><div><div></div><div></div></div></div><div><div></div><div></div><div></div><div></div></div><div><div>S
B
B
X</div><div>2-2</div><div><div>G2-3</div><div></div></div><div><div>1</div></div><div><div></div><div></div></div></div><div><div></div><div></div><div></div><div></div></div><div><div>S
B
B
X</div><div>2-2</div><div><div>F8</div><div></div></div><div><div>1</div></div><div><div></div><div></div></div></div><div><div></div><div></div><div></div><div></div></div><div><div>C
B
B
B
C
C
X</div><div>4-2</div><div><div>77
E</div><div>5
1B</div></div><div><div>BB</div></div><div><div></div><div></div></div></div><tr><td><div>Ryan Church, L
OBP: 0.299, SLG: 0.311</div><div>77 Abraham Nunez, S
OBP: 0.260, SLG: 0.295</div><div>(1, 8)
(7, 8)</div><div><div>B
X</div><div>1-0</div><div><div>5
1B</div><div></div></div><div><div>1B</div></div><div><div></div><div></div></div></div><div><div></div><div></div><div></div><div></div></div><div><div>C
SAFE</div><div>2-3</div><div><div>K</div><div></div></div><div><div>2</div></div><div><div></div><div></div></div></div><div><div></div><div></div><div></div><div></div></div><div><div>F
F
B
X</div><div>1-2</div><div><div>F7</div><div></div></div><div><div>2</div></div><div><div></div><div></div></div></div><div><div></div><div></div><div></div><div></div></div><div><div>C
F
B
X</div><div>1-2</div><div><div>FC3</div><div>5
1B</div></div><div><div>1-3
2-H</div></div><div><div></div><div></div></div></div><tr><td><div>5 Kory Casto, L
OBP: 0.389, SLG: 0.362</div><div></div><div>(1, 7)</div><div><div>X</div><div>0-0</div><div><div></div><div>41
BB</div></div><div><div>1B</div></div><div><div></div><div></div></div></div><div><div></div><div></div><div></div><div></div></div><div><div>S
B
B
X</div><div>2-3</div><div><div>K</div><div></div></div><div><div>3</div></div><div><div></div><div></div></div></div><div><div></div><div></div><div></div><div></div></div><div><div>C
B
B
X</div><div>1-2</div><div><div>G4-3</div><div></div></div><div><div>3</div></div><div><div></div><div></div></div></div><div><div></div><div></div><div></div><div></div></div><div><div>C
X</div><div>0-1</div><div><div></div><div>S</div></div><div><div>1B</div></div><div><div></div><div></div></div></div><tr><td><div>41 Shawn Hill, R</div><div>9 Bernie Castro, S
OBP: 0.435, SLG: 0.350</div><div>34 Ray King, L</div><div>Jon Rauch, R</div><div>10 Ronnie Belliard, R
OBP: 0.277, SLG: 0.372</div><div>32 Chad Cordero, R</div><div>43 Jesus Colome, R</div><div>92 Roger Bernadina, L
OBP: 0.222, SLG: 0.125</div><div>(1, 1)
(7, PH)
(8, 1)
(8, 1)
(8, PH)
(9, 1)
(10, 1)
(10, PH)</div><div><div>C
B
B
B
B</div><div>4-2</div><div><div></div><div>BB</div></div><div><div></div></div><div><div></div><div></div></div></div><div><div></div><div></div><div></div><div></div></div><div><div>C
SAFE</div><div>0-3</div><div><div>K</div><div></div></div><div><div>1</div></div><div><div></div><div></div></div></div><div><div></div><div></div><div></div><div></div></div><div><div>B
C
B
B
X</div><div>3-2</div><div><div>1B</div><div>PB</div></div><div><div>1B</div></div><div><div></div><div></div></div></div><tr><td><div>40 Daniel Cabrera, R
ERA: 2.63</div><div>46 Jeremy Guthrie, R
ERA: 1.2</div><div>51 Scott Williamson, R
ERA: 1.08</div><div>28 Danyys Baez, R
ERA: 4.35</div><div>82 Steve Green, R
ERA: 1.69</div><div>(1, 1)
(5, 1)
(7, 1)
(8, 1)
(9, 1)</div><div><div>IP</div><div>WLS</div><div>BF</div><div>H</div><div>R</div><div>ER</div><div>SO</div><div>BB</div><div>IBB</div><div>HBP</div><div>BLK</div><div>WP</div><div>HR</div><div>S</div><div>P</div><div>ERA</div><div>WHIP</div></div><tr><td><div>PITCHER</div><div>Andy Mitchell, R
ERA:</div><div>(10, 1)</div><div><div>IP</div><div>WLS</div><div>BF</div><div>H</div><div>R</div><div>ER</div><div>SO</div><div>BB</div><div>IBB</div><div>HBP</div><div>BLK</div><div>WP</div><div>HR</div><div>S</div><div>P</div><div>ERA</div><div>WHIP</div></div></td></tr></td></tr></td></tr></td></tr></td></tr></td></tr></td></tr></td></tr> | <div>25 Austin Kearns, R
OBP: 0.397, SLG: 0.327</div> <div>Chris Snelling, L
OBP: 0.356, SLG: 0.479</div> <div>(1, 9)
(7, 9)</div> <div><div>C
SAFE</div><div>0-3</div><div><div>K</div><div></div></div><div><div>3</div></div><div><div></div><div></div></div></div> <div><div></div><div></div><div></div><div></div></div> <div><div>X</div><div>0-0</div><div><div>G2-3</div><div></div></div><div><div>2</div></div><div><div></div><div></div></div></div> <div><div></div><div></div><div></div><div></div></div> <div><div>B
SAFE</div><div>4-2</div><div><div></div><div>BB</div></div><div><div></div></div><div><div></div><div></div></div></div> <div><div>1-2</div><div><div>K</div><div></div></div><div><div>BB</div></div><div><div></div><div></div></div></div> <div><div>B
SAFE</div><div>2-3</div><div><div></div><div></div></div><div><div>1</div><div>B
B
B
X</div></div><div><div></div><div></div></div></div> <div><div>1-2</div><div><div></div><div>BB</div></div><div><div>2</div></div><div><div></div><div></div></div></div> <tr><td><div>21 Dmitri Young, S
OBP: 0.286, SLG: 0.424</div><div>33 Larry Broadway, L
OBP: 0.429, SLG: 0.400</div><div>(1, 3)
(8, 3)</div><div><div>C
SAFE</div><div>1-3</div><div><div>K</div><div></div></div><div><div>1</div><div>B
B
B
X</div></div><div><div></div><div></div></div></div><div><div></div><div></div><div></div><div></div></div><div><div>F
B
B
C</div><div>2-3</div><div><div>K</div><div></div></div><div><div>3</div></div><div><div></div><div></div></div></div><div><div></div><div></div><div></div><div></div></div><div><div>S
X</div><div>0-1</div><div><div>F9</div><div></div></div><div><div>3</div></div><div><div></div><div></div></div></div><div><div></div><div></div><div></div><div></div></div><div><div>C
X</div><div>0-1</div><div><div></div><div>FC3</div></div><div><div>77
E</div><div>3
WP</div></div><div><div>1B</div></div><div><div></div><div></div></div></div><tr><td><div>Brian Schneider, L
OBP: 0.344, SLG: 0.548</div><div>3 Jesus Flores, R
OBP: 0.576, SLG: 0.897</div><div>(1, 2)
(8,
2)</div><div><div>B
F
X</div><div>1-1</div><div><div>G4-3</div><div></div></div><div><div>2</div></div><div><div></div><div></div></div></div><div><div></div><div></div><div></div><div></div></div><div><div>S
B
B
X</div><div>2-2</div><div><div>G2-3</div><div></div></div><div><div>1</div></div><div><div></div><div></div></div></div><div><div></div><div></div><div></div><div></div></div><div><div>S
B
B
X</div><div>2-2</div><div><div>F8</div><div></div></div><div><div>1</div></div><div><div></div><div></div></div></div><div><div></div><div></div><div></div><div></div></div><div><div>C
B
B
B
C
C
X</div><div>4-2</div><div><div>77
E</div><div>5
1B</div></div><div><div>BB</div></div><div><div></div><div></div></div></div><tr><td><div>Ryan Church, L
OBP: 0.299, SLG: 0.311</div><div>77 Abraham Nunez, S
OBP: 0.260, SLG: 0.295</div><div>(1, 8)
(7, 8)</div><div><div>B
X</div><div>1-0</div><div><div>5
1B</div><div></div></div><div><div>1B</div></div><div><div></div><div></div></div></div><div><div></div><div></div><div></div><div></div></div><div><div>C
SAFE</div><div>2-3</div><div><div>K</div><div></div></div><div><div>2</div></div><div><div></div><div></div></div></div><div><div></div><div></div><div></div><div></div></div><div><div>F
F
B
X</div><div>1-2</div><div><div>F7</div><div></div></div><div><div>2</div></div><div><div></div><div></div></div></div><div><div></div><div></div><div></div><div></div></div><div><div>C
F
B
X</div><div>1-2</div><div><div>FC3</div><div>5
1B</div></div><div><div>1-3
2-H</div></div><div><div></div><div></div></div></div><tr><td><div>5 Kory Casto, L
OBP: 0.389, SLG: 0.362</div><div></div><div>(1, 7)</div><div><div>X</div><div>0-0</div><div><div></div><div>41
BB</div></div><div><div>1B</div></div><div><div></div><div></div></div></div><div><div></div><div></div><div></div><div></div></div><div><div>S
B
B
X</div><div>2-3</div><div><div>K</div><div></div></div><div><div>3</div></div><div><div></div><div></div></div></div><div><div></div><div></div><div></div><div></div></div><div><div>C
B
B
X</div><div>1-2</div><div><div>G4-3</div><div></div></div><div><div>3</div></div><div><div></div><div></div></div></div><div><div></div><div></div><div></div><div></div></div><div><div>C
X</div><div>0-1</div><div><div></div><div>S</div></div><div><div>1B</div></div><div><div></div><div></div></div></div><tr><td><div>41 Shawn Hill, R</div><div>9 Bernie Castro, S
OBP: 0.435, SLG: 0.350</div><div>34 Ray King, L</div><div>Jon Rauch, R</div><div>10 Ronnie Belliard, R
OBP: 0.277, SLG: 0.372</div><div>32 Chad Cordero, R</div><div>43 Jesus Colome, R</div><div>92 Roger Bernadina, L
OBP: 0.222, SLG: 0.125</div><div>(1, 1)
(7, PH)
(8, 1)
(8, 1)
(8, PH)
(9, 1)
(10, 1)
(10, PH)</div><div><div>C
B
B
B
B</div><div>4-2</div><div><div></div><div>BB</div></div><div><div></div></div><div><div></div><div></div></div></div><div><div></div><div></div><div></div><div></div></div><div><div>C
SAFE</div><div>0-3</div><div><div>K</div><div></div></div><div><div>1</div></div><div><div></div><div></div></div></div><div><div></div><div></div><div></div><div></div></div><div><div>B
C
B
B
X</div><div>3-2</div><div><div>1B</div><div>PB</div></div><div><div>1B</div></div><div><div></div><div></div></div></div><tr><td><div>40 Daniel Cabrera, R
ERA: 2.63</div><div>46 Jeremy Guthrie, R
ERA: 1.2</div><div>51 Scott Williamson, R
ERA: 1.08</div><div>28 Danyys Baez, R
ERA: 4.35</div><div>82 Steve Green, R
ERA: 1.69</div><div>(1, 1)
(5, 1)
(7, 1)
(8, 1)
(9, 1)</div><div><div>IP</div><div>WLS</div><div>BF</div><div>H</div><div>R</div><div>ER</div><div>SO</div><div>BB</div><div>IBB</div><div>HBP</div><div>BLK</div><div>WP</div><div>HR</div><div>S</div><div>P</div><div>ERA</div><div>WHIP</div></div><tr><td><div>PITCHER</div><div>Andy Mitchell, R
ERA:</div><div>(10, 1)</div><div><div>IP</div><div>WLS</div><div>BF</div><div>H</div><div>R</div><div>ER</div><div>SO</div><div>BB</div><div>IBB</div><div>HBP</div><div>BLK</div><div>WP</div><div>HR</div><div>S</div><div>P</div><div>ERA</div><div>WHIP</div></div></td></tr></td></tr></td></tr></td></tr></td></tr></td></tr></td></tr> | <div>21 Dmitri Young, S
OBP: 0.286, SLG: 0.424</div> <div>33 Larry Broadway, L
OBP: 0.429, SLG: 0.400</div> <div>(1, 3)
(8, 3)</div> <div><div>C
SAFE</div><div>1-3</div><div><div>K</div><div></div></div><div><div>1</div><div>B
B
B
X</div></div><div><div></div><div></div></div></div> <div><div></div><div></div><div></div><div></div></div> <div><div>F
B
B
C</div><div>2-3</div><div><div>K</div><div></div></div><div><div>3</div></div><div><div></div><div></div></div></div> <div><div></div><div></div><div></div><div></div></div> <div><div>S
X</div><div>0-1</div><div><div>F9</div><div></div></div><div><div>3</div></div><div><div></div><div></div></div></div> <div><div></div><div></div><div></div><div></div></div> <div><div>C
X</div><div>0-1</div><div><div></div><div>FC3</div></div><div><div>77
E</div><div>3
WP</div></div><div><div>1B</div></div><div><div></div><div></div></div></div> <tr><td><div>Brian Schneider, L
OBP: 0.344, SLG: 0.548</div><div>3 Jesus Flores, R
OBP: 0.576, SLG: 0.897</div><div>(1, 2)
(8, 2)</div><div><div>B
F
X</div><div>1-1</div><div><div>G4-3</div><div></div></div><div><div>2</div></div><div><div></div><div></div></div></div><div><div></div><div></div><div></div><div></div></div><div><div>S
B
B
X</div><div>2-2</div><div><div>G2-3</div><div></div></div><div><div>1</div></div><div><div></div><div></div></div></div><div><div></div><div></div><div></div><div></div></div><div><div>S
B
B
X</div><div>2-2</div><div><div>F8</div><div></div></div><div><div>1</div></div><div><div></div><div></div></div></div><div><div></div><div></div><div></div><div></div></div><div><div>C
B
B
B
C
C
X</div><div>4-2</div><div><div>77
E</div><div>5
1B</div></div><div><div>BB</div></div><div><div></div><div></div></div></div><tr><td><div>Ryan Church, L
OBP: 0.299, SLG: 0.311</div><div>77 Abraham Nunez, S
OBP: 0.260, SLG: 0.295</div><div>(1, 8)
(7, 8)</div><div><div>B
X</div><div>1-0</div><div><div>5
1B</div><div></div></div><div><div>1B</div></div><div><div></div><div></div></div></div><div><div></div><div></div><div></div><div></div></div><div><div>C
SAFE</div><div>2-3</div><div><div>K</div><div></div></div><div><div>2</div></div><div><div></div><div></div></div></div><div><div></div><div></div><div></div><div></div></div><div><div>F
F
B
X</div><div>1-2</div><div><div>F7</div><div></div></div><div><div>2</div></div><div><div></div><div></div></div></div><div><div></div><div></div><div></div><div></div></div><div><div>C
F
B
X</div><div>1-2</div><div><div>FC3</div><div>5
1B</div></div><div><div>1-3
2-H</div></div><div><div></div><div></div></div></div><tr><td><div>5 Kory Casto, L
OBP: 0.389, SLG: 0.362</div><div></div><div>(1, 7)</div><div><div>X</div><div>0-0</div><div><div></div><div>41
BB</div></div><div><div>1B</div></div><div><div></div><div></div></div></div><div><div></div><div></div><div></div><div></div></div><div><div>S
B
B
X</div><div>2-3</div><div><div>K</div><div></div></div><div><div>3</div></div><div><div></div><div></div></div></div><div><div></div><div></div><div></div><div></div></div><div><div>C
B
B
X</div><div>1-2</div><div><div>G4-3</div><div></div></div><div><div>3</div></div><div><div></div><div></div></div></div><div><div></div><div></div><div></div><div></div></div><div><div>C
X</div><div>0-1</div><div><div></div><div>S</div></div><div><div>1B</div></div><div><div></div><div></div></div></div><tr><td><div>41 Shawn Hill, R</div><div>9 Bernie Castro, S
OBP: 0.435, SLG: 0.350</div><div>34 Ray King, L</div><div>Jon Rauch, R</div><div>10 Ronnie Belliard, R
OBP: 0.277, SLG: 0.372</div><div>32 Chad Cordero, R</div><div>43 Jesus Colome, R</div><div>92 Roger Bernadina, L
OBP: 0.222, SLG: 0.125</div><div>(1, 1)
(7, PH)
(8, 1)
(8, 1)
(8, PH)
(9, 1)
(10, 1)
(10, PH)</div><div><div>C
B
B
B
B</div><div>4-2</div><div><div></div><div>BB</div></div><div><div></div></div><div><div></div><div></div></div></div><div><div></div><div></div><div></div><div></div></div><div><div>C
SAFE</div><div>0-3</div><div><div>K</div><div></div></div><div><div>1</div></div><div><div></div><div></div></div></div><div><div></div><div></div><div></div><div></div></div><div><div>B
C
B
B
X</div><div>3-2</div><div><div>1B</div><div>PB</div></div><div><div>1B</div></div><div><div></div><div></div></div></div><tr><td><div>40 Daniel Cabrera, R
ERA: 2.63</div><div>46 Jeremy Guthrie, R
ERA: 1.2</div><div>51 Scott Williamson, R
ERA: 1.08</div><div>28 Danyys Baez, R
ERA: 4.35</div><div>82 Steve Green, R
ERA: 1.69</div><div>(1, 1)
(5, 1)
(7, 1)
(8, 1)
(9, 1)</div><div><div>IP</div><div>WLS</div><div>BF</div><div>H</div><div>R</div><div>ER</div><div>SO</div><div>BB</div><div>IBB</div><div>HBP</div><div>BLK</div><div>WP</div><div>HR</div><div>S</div><div>P</div><div>ERA</div><div>WHIP</div></div><tr><td><div>PITCHER</div><div>Andy Mitchell, R
ERA:</div><div>(10, 1)</div><div><div>IP</div><div>WLS</div><div>BF</div><div>H</div><div>R</div><div>ER</div><div>SO</div><div>BB</div><div>IBB</div><div>HBP</div><div>BLK</div><div>WP</div><div>HR</div><div>S</div><div>P</div><div>ERA</div><div>WHIP</div></div></td></tr></td></tr></td></tr></td></tr></td></tr></td></tr> | <div>Brian Schneider, L
OBP: 0.344, SLG: 0.548</div> <div>3 Jesus Flores, R
OBP: 0.576, SLG: 0.897</div> <div>(1, 2)
(8, 2)</div>
<div><div>B
F
X</div><div>1-1</div><div><div>G4-3</div><div></div></div><div><div>2</div></div><div><div></div><div></div></div></div> <div><div></div><div></div><div></div><div></div></div> <div><div>S
B
B
X</div><div>2-2</div><div><div>G2-3</div><div></div></div><div><div>1</div></div><div><div></div><div></div></div></div> <div><div></div><div></div><div></div><div></div></div> <div><div>S
B
B
X</div><div>2-2</div><div><div>F8</div><div></div></div><div><div>1</div></div><div><div></div><div></div></div></div> <div><div></div><div></div><div></div><div></div></div> <div><div>C
B
B
B
C
C
X</div><div>4-2</div><div><div>77
E</div><div>5
1B</div></div><div><div>BB</div></div><div><div></div><div></div></div></div> <tr><td><div>Ryan Church, L
OBP: 0.299, SLG: 0.311</div><div>77 Abraham Nunez, S
OBP: 0.260, SLG: 0.295</div><div>(1, 8)
(7, 8)</div><div><div>B
X</div><div>1-0</div><div><div>5
1B</div><div></div></div><div><div>1B</div></div><div><div></div><div></div></div></div><div><div></div><div></div><div></div><div></div></div><div><div>C
SAFE</div><div>2-3</div><div><div>K</div><div></div></div><div><div>2</div></div><div><div></div><div></div></div></div><div><div></div><div></div><div></div><div></div></div><div><div>F
F
B
X</div><div>1-2</div><div><div>F7</div><div></div></div><div><div>2</div></div><div><div></div><div></div></div></div><div><div></div><div></div><div></div><div></div></div><div><div>C
F
B
X</div><div>1-2</div><div><div>FC3</div><div>5
1B</div></div><div><div>1-3
2-H</div></div><div><div></div><div></div></div></div><tr><td><div>5 Kory Casto, L
OBP: 0.389, SLG: 0.362</div><div></div><div>(1, 7)</div><div><div>X</div><div>0-0</div><div><div></div><div>41
BB</div></div><div><div>1B</div></div><div><div></div><div></div></div></div><div><div></div><div></div><div></div><div></div></div><div><div>S
B
B
X</div><div>2-3</div><div><div>K</div><div></div></div><div><div>3</div></div><div><div></div><div></div></div></div><div><div></div><div></div><div></div><div></div></div><div><div>C
B
B
X</div><div>1-2</div><div><div>G4-3</div><div></div></div><div><div>3</div></div><div><div></div><div></div></div></div><div><div></div><div></div><div></div><div></div></div><div><div>C
X</div><div>0-1</div><div><div></div><div>S</div></div><div><div>1B</div></div><div><div></div><div></div></div></div><tr><td><div>41 Shawn Hill, R</div><div>9 Bernie Castro, S
OBP: 0.435, SLG: 0.350</div><div>34 Ray King, L</div><div>Jon Rauch, R</div><div>10 Ronnie Belliard, R
OBP: 0.277, SLG: 0.372</div><div>32 Chad Cordero, R</div><div>43 Jesus Colome, R</div><div>92 Roger Bernadina, L
OBP: 0.222, SLG: 0.125</div><div>(1, 1)
(7, PH)
(8, 1)
(8, 1)
(8, PH)
(9, 1)
(10, 1)
(10, PH)</div><div><div>C
B
B
B
B</div><div>4-2</div><div><div></div><div>BB</div></div><div><div></div></div><div><div></div><div></div></div></div><div><div></div><div></div><div></div><div></div></div><div><div>C
SAFE</div><div>0-3</div><div><div>K</div><div></div></div><div><div>1</div></div><div><div></div><div></div></div></div><div><div></div><div></div><div></div><div></div></div><div><div>B
C
B
B
X</div><div>3-2</div><div><div>1B</div><div>PB</div></div><div><div>1B</div></div><div><div></div><div></div></div></div><tr><td><div>40 Daniel Cabrera, R
ERA: 2.63</div><div>46 Jeremy Guthrie, R
ERA: 1.2</div><div>51 Scott Williamson, R
ERA: 1.08</div><div>28 Danyys Baez, R
ERA: 4.35</div><div>82 Steve Green, R
ERA: 1.69</div><div>(1, 1)
(5, 1)
(7, 1)
(8, 1)
(9, 1)</div><div><div>IP</div><div>WLS</div><div>BF</div><div>H</div><div>R</div><div>ER</div><div>SO</div><div>BB</div><div>IBB</div><div>HBP</div><div>BLK</div><div>WP</div><div>HR</div><div>S</div><div>P</div><div>ERA</div><div>WHIP</div></div><tr><td><div>PITCHER</div><div>Andy Mitchell, R
ERA:</div><div>(10, 1)</div><div><div>IP</div><div>WLS</div><div>BF</div><div>H</div><div>R</div><div>ER</div><div>SO</div><div>BB</div><div>IBB</div><div>HBP</div><div>BLK</div><div>WP</div><div>HR</div><div>S</div><div>P</div><div>ERA</div><div>WHIP</div></div></td></tr></td></tr></td></tr></td></tr></td></tr> | <div>Ryan Church, L
OBP: 0.299, SLG: 0.311</div> <div>77 Abraham Nunez, S
OBP: 0.260, SLG: 0.295</div> <div>(1, 8)
(7, 8)</div> <div><div>B
X</div><div>1-0</div><div><div>5
1B</div><div></div></div><div><div>1B</div></div><div><div></div><div></div></div></div> <div><div></div><div></div><div></div><div></div></div> <div><div>C
SAFE</div><div>2-3</div><div><div>K</div><div></div></div><div><div>2</div></div><div><div></div><div></div></div></div> <div><div></div><div></div><div></div><div></div></div> <div><div>F
F
B
X</div><div>1-2</div><div><div>F7</div><div></div></div><div><div>2</div></div><div><div></div><div></div></div></div> <div><div></div><div></div><div></div><div></div></div> <div><div>C
F
B
X</div><div>1-2</div><div><div>FC3</div><div>5
1B</div></div><div><div>1-3
2-H</div></div><div><div></div><div></div></div></div> <tr><td><div>5 Kory Casto, L
OBP: 0.389, SLG: 0.362</div><div></div><div>(1, 7)</div><div><div>X</div><div>0-0</div><div><div></div><div>41
BB</div></div><div><div>1B</div></div><div><div></div><div></div></div></div><div><div></div><div></div><div></div><div></div></div><div><div>S
B
B
X</div><div>2-3</div><div><div>K</div><div></div></div><div><div>3</div></div><div><div></div><div></div></div></div><div><div></div><div></div><div></div><div></div></div><div><div>C
B
B
X</div><div>1-2</div><div><div>G4-3</div><div></div></div><div><div>3</div></div><div><div></div><div></div></div></div><div><div></div><div></div><div></div><div></div></div><div><div>C
X</div><div>0-1</div><div><div></div><div>S</div></div><div><div>1B</div></div><div><div></div><div></div></div></div><tr><td><div>41 Shawn Hill, R</div><div>9 Bernie Castro, S
OBP: 0.435, SLG: 0.350</div><div>34 Ray King, L</div><div>Jon Rauch, R</div><div>10 Ronnie Belliard, R
OBP: 0.277, SLG: 0.372</div><div>32 Chad Cordero, R</div><div>43 Jesus Colome, R</div><div>92 Roger Bernadina, L
OBP: 0.222, SLG: 0.125</div><div>(1, 1)
(7, PH)
(8, 1)
(8, 1)
(8, PH)
(9, 1)
(10, 1)
(10, PH)</div><div><div>C
B
B
B
B</div><div>4-2</div><div><div></div><div>BB</div></div><div><div></div></div><div><div></div><div></div></div></div><div><div></div><div></div><div></div><div></div></div><div><div>C
SAFE</div><div>0-3</div><div><div>K</div><div></div></div><div><div>1</div></div><div><div></div><div></div></div></div><div><div></div><div></div><div></div><div></div></div><div><div>B
C
B
B
X</div><div>3-2</div><div><div>1B</div><div>PB</div></div><div><div>1B</div></div><div><div></div><div></div></div></div><tr><td><div>40 Daniel Cabrera, R
ERA: 2.63</div><div>46 Jeremy Guthrie, R
ERA: 1.2</div><div>51 Scott Williamson, R
ERA: 1.08</div><div>28 Danyys Baez, R
ERA: 4.35</div><div>82 Steve Green, R
ERA: 1.69</div><div>(1, 1)
(5, 1)
(7, 1)
(8, 1)
(9, 1)</div><div><div>IP</div><div>WLS</div><div>BF</div><div>H</div><div>R</div><div>ER</div><div>SO</div><div>BB</div><div>IBB</div><div>HBP</div><div>BLK</div><div>WP</div><div>HR</div><div>S</div><div>P</div><div>ERA</div><div>WHIP</div></div><tr><td><div>PITCHER</div><div>Andy Mitchell, R
ERA:</div><div>(10, 1)</div><div><div>IP</div><div>WLS</div><div>BF</div><div>H</div><div>R</div><div>ER</div><div>SO</div><div>BB</div><div>IBB</div><div>HBP</div><div>BLK</div><div>WP</div><div>HR</div><div>S</div><div>P</div><div>ERA</div><div>WHIP</div></div></td></tr></td></tr></td></tr></td></tr> | <div>5 Kory Casto, L
OBP: 0.389, SLG: 0.362</div> <div></div> <div>(1, 7)</div> <div><div>X</div><div>0-0</div><div><div></div><div>41
BB</div></div><div><div>1B</div></div><div><div></div><div></div></div></div> <div><div></div><div></div><div></div><div></div></div> <div><div>S
B
B
X</div><div>2-3</div><div><div>K</div><div></div></div><div><div>3</div></div><div><div></div><div></div></div></div> <div><div></div><div></div><div></div><div></div></div> <div><div>C
B
B
X</div><div>1-2</div><div><div>G4-3</div><div></div></div><div><div>3</div></div><div><div></div><div></div></div></div> <div><div></div><div></div><div></div><div></div></div> <div><div>C
X</div><div>0-1</div><div><div></div><div>S</div></div><div><div>1B</div></div><div><div></div><div></div></div></div> <tr><td><div>41 Shawn Hill, R</div><div>9 Bernie Castro, S
OBP: 0.435, SLG: 0.350</div><div>34 Ray King, L</div><div>Jon Rauch, R</div><div>10 Ronnie Belliard, R
OBP: 0.277, SLG: 0.372</div><div>32 Chad Cordero, R</div><div>43 Jesus Colome, R</div><div>92 Roger Bernadina, L
OBP: 0.222, SLG: 0.125</div><div>(1, 1)
(7, PH)
(8, 1)
(8, 1)
(8, PH)
(9, 1)
(10, 1)
(10, PH)</div><div><div>C
B
B
B
B</div><div>4-2</div><div><div></div><div>BB</div></div><div><div></div></div><div><div></div><div></div></div></div><div><div></div><div></div><div></div><div></div></div><div><div>C
SAFE</div><div>0-3</div><div><div>K</div><div></div></div><div><div>1</div></div><div><div></div><div></div></div></div><div><div></div><div></div><div></div><div></div></div><div><div>B
C
B
B
X</div><div>3-2</div><div><div>1B</div><div>PB</div></div><div><div>1B</div></div><div><div></div><div></div></div></div><tr><td><div>40 Daniel Cabrera, R
ERA: 2.63</div><div>46 Jeremy Guthrie, R
ERA: 1.2</div><div>51 Scott Williamson, R
ERA: 1.08</div><div>28 Danyys Baez, R
ERA: 4.35</div><div>82 Steve Green, R
ERA: 1.69</div><div>(1, 1)
(5, 1)
(7, 1)
(8, 1)
(9,
1)</div><div><div>IP</div><div>WLS</div><div>BF</div><div>H</div><div>R</div><div>ER</div><div>SO</div><div>BB</div><div>IBB</div><div>HBP</div><div>BLK</div><div>WP</div><div>HR</div><div>S</div><div>P</div><div>ERA</div><div>WHIP</div></div><tr><td><div>PITCHER</div><div>Andy Mitchell, R
ERA:</div><div>(10, 1)</div><div><div>IP</div><div>WLS</div><div>BF</div><div>H</div><div>R</div><div>ER</div><div>SO</div><div>BB</div><div>IBB</div><div>HBP</div><div>BLK</div><div>WP</div><div>HR</div><div>S</div><div>P</div><div>ERA</div><div>WHIP</div></div></td></tr></td></tr></td></tr> | <div>41 Shawn Hill, R</div> <div>9 Bernie Castro, S
OBP: 0.435, SLG: 0.350</div> <div>34 Ray King, L</div> <div>Jon Rauch, R</div> <div>10 Ronnie Belliard, R
OBP: 0.277, SLG: 0.372</div> <div>32 Chad Cordero, R</div> <div>43 Jesus Colome, R</div> <div>92 Roger Bernadina, L
OBP: 0.222, SLG: 0.125</div> <div>(1, 1)
(7, PH)
(8, 1)
(8, 1)
(8, PH)
(9, 1)
(10, 1)
(10, PH)</div> <div><div>C
B
B
B
B</div><div>4-2</div><div><div></div><div>BB</div></div><div><div></div></div><div><div></div><div></div></div></div> <div><div></div><div></div><div></div><div></div></div> <div><div>C
SAFE</div><div>0-3</div><div><div>K</div><div></div></div><div><div>1</div></div><div><div></div><div></div></div></div> <div><div></div><div></div><div></div><div></div></div> <div><div>B
C
B
B
X</div><div>3-2</div><div><div>1B</div><div>PB</div></div><div><div>1B</div></div><div><div></div><div></div></div></div> <tr><td><div>40 Daniel Cabrera, R
ERA: 2.63</div><div>46 Jeremy Guthrie, R
ERA: 1.2</div><div>51 Scott Williamson, R
ERA: 1.08</div><div>28 Danyys Baez, R
ERA: 4.35</div><div>82 Steve Green, R
ERA: 1.69</div><div>(1, 1)
(5, 1)
(7, 1)
(8, 1)
(9, 1)</div><div><div>IP</div><div>WLS</div><div>BF</div><div>H</div><div>R</div><div>ER</div><div>SO</div><div>BB</div><div>IBB</div><div>HBP</div><div>BLK</div><div>WP</div><div>HR</div><div>S</div><div>P</div><div>ERA</div><div>WHIP</div></div><tr><td><div>PITCHER</div><div>Andy Mitchell, R
ERA:</div><div>(10, 1)</div><div><div>IP</div><div>WLS</div><div>BF</div><div>H</div><div>R</div><div>ER</div><div>SO</div><div>BB</div><div>IBB</div><div>HBP</div><div>BLK</div><div>WP</div><div>HR</div><div>S</div><div>P</div><div>ERA</div><div>WHIP</div></div></td></tr></td></tr> | <div>40 Daniel Cabrera, R
ERA: 2.63</div> <div>46 Jeremy Guthrie, R
ERA: 1.2</div> <div>51 Scott Williamson, R
ERA: 1.08</div> <div>28 Danyys Baez, R
ERA: 4.35</div> <div>82 Steve Green, R
ERA: 1.69</div> <div>(1, 1)
(5, 1)
(7, 1)
(8, 1)
(9, 1)</div> <div><div>IP</div><div>WLS</div><div>BF</div><div>H</div><div>R</div><div>ER</div><div>SO</div><div>BB</div><div>IBB</div><div>HBP</div><div>BLK</div><div>WP</div><div>HR</div><div>S</div><div>P</div><div>ERA</div><div>WHIP</div></div> <tr><td><div>PITCHER</div><div>Andy Mitchell, R
ERA:</div><div>(10, 1)</div><div><div>IP</div><div>WLS</div><div>BF</div><div>H</div><div>R</div><div>ER</div><div>SO</div><div>BB</div><div>IBB</div><div>HBP</div><div>BLK</div><div>WP</div><div>HR</div><div>S</div><div>P</div><div>ERA</div><div>WHIP</div></div></td></tr> | <div>PITCHER</div> <div>Andy Mitchell, R
ERA:</div> <div>(10, 1)</div> <div><div>IP</div><div>WLS</div><div>BF</div><div>H</div><div>R</div><div>ER</div><div>SO</div><div>BB</div><div>IBB</div><div>HBP</div><div>BLK</div><div>WP</div><div>HR</div><div>S</div><div>P</div><div>ERA</div><div>WHIP</div></div> | | | | | | | | | | | | | | | | | | | | | | | | | | | | | | | | | | |
| <div>15 Cristian Guzman, S
OBP: 0.457, SLG: 0.558</div> <div>Josh Wilson, R
OBP: 0.431, SLG: 0.429</div> <div>(1, 6)
(7, 6)</div> <div><div>F
F
B
F
C</div><div>2-3</div><div><div>K</div><div></div></div><div><div>2</div></div><div><div></div><div></div></div></div> <div><div></div><div></div><div></div><div></div></div> <div><div>C
S
X</div><div>0-2</div><div><div>25
G2-3</div><div>11
E</div></div><div><div>1B</div></div><div><div></div><div></div></div></div> <div><div>0-1</div><div><div>E6</div><div></div></div><div><div>25
BB</div><div>11
1B</div></div><div><div></div></div><div><div></div><div></div></div></div> <div><div>C
X</div><div>1-3</div><div><div>G5-4-3</div><div>1B</div></div><div><div>1</div><div>B
B
B
X</div></div><div><div></div><div></div></div></div> <div><div>1-2</div><div><div>P6</div><div></div></div><div><div>3</div></div><div><div></div><div></div></div></div> <div><div>1
SAFE</div><div>2-1</div><div><div></div><div>L7</div></div><div><div>3</div></div><div><div></div><div></div></div></div> <tr><td><div>11 Ryan Zimmerman, R
OBP: 0.451, SLG: 0.672</div><div>Tony Batista, R
OBP: 0.286, SLG: 0.429</div><div>(1, 5)
(6, 5)</div><div><div>B
F
B
SAFE</div><div>4-2</div><div><div></div><div>BB</div></div><div><div></div></div><div><div></div><div></div></div></div><div><div></div><div></div><div></div><div></div></div><div><div>S
B
1
SAFE</div><div>2-3</div><div><div>K</div><div></div></div><div><div>1</div><div>B
B
B
X</div></div><div><div></div><div></div></div></div><div><div>1-2</div><div><div>K</div><div></div></div><div><div>25
BB</div></div><div><div>1B</div></div><div><div></div><div></div></div></div><div><div>B
B
X</div><div>2-0</div><div><div></div><div></div></div><div><div>1</div><div>B
B
B
X</div></div><div><div></div><div></div></div></div><div><div>1-2</div><div><div>G5-4-3</div><div></div></div><div><div>1-2f</div></div><div><div></div><div></div></div></div><div><div>D
X</div><div>1-0</div><div><div>G5-4-3</div><div></div></div><div><div></div><div></div></div></div><div><div></div><div></div><div></div><div></div></div><div><div>X</div><div>0-0</div><div><div></div><div>SH5-3</div></div><div><div>1B</div></div><div><div></div><div></div></div></div><tr><td><div>25 Austin Kearns, R
OBP: 0.397, SLG: 0.327</div><div>Chris Snelling, L
OBP: 0.356, SLG: 0.479</div><div>(1, 9)
(7, 9)</div><div><div>C
SAFE</div><div>0-3</div><div><div>K</div><div></div></div><div><div>3</div></div><div><div></div><div></div></div></div><div><div></div><div></div><div></div><div></div></div><div><div>X</div><div>0-0</div><div><div>G2-3</div><div></div></div><div><div>2</div></div><div><div></div><div></div></div></div><div><div></div><div></div><div></div><div></div></div><div><div>B
SAFE</div><div>4-2</div><div><div></div><div>BB</div></div><div><div></div></div><div><div></div><div></div></div></div><div><div>1-2</div><div><div>K</div><div></div></div><div><div>BB</div></div><div><div></div><div></div></div></div><div><div>B
SAFE</div><div>2-3</div><div><div></div><div></div></div><div><div>1</div><div>B
B
B
X</div></div><div><div></div><div></div></div></div><div><div>1-2</div><div><div></div><div>BB</div></div><div><div>2</div></div><div><div></div><div></div></div></div><tr><td><div>21 Dmitri Young, S
OBP: 0.286, SLG: 0.424</div><div>33 Larry Broadway, L
OBP: 0.429, SLG: 0.400</div><div>(1, 3)
(8, 3)</div><div><div>C
SAFE</div><div>1-3</div><div><div>K</div><div></div></div><div><div>1</div><div>B
B
B
X</div></div><div><div></div><div></div></div></div><div><div></div><div></div><div></div><div></div></div><div><div>F
B
B
C</div><div>2-3</div><div><div>K</div><div></div></div><div><div>3</div></div><div><div></div><div></div></div></div><div><div></div><div></div><div></div><div></div></div><div><div>S
X</div><div>0-1</div><div><div>F9</div><div></div></div><div><div>3</div></div><div><div></div><div></div></div></div><div><div></div><div></div><div></div><div></div></div><div><div>C
X</div><div>0-1</div><div><div></div><div>FC3</div></div><div><div>77
E</div><div>3
WP</div></div><div><div>1B</div></div><div><div></div><div></div></div></div><tr><td><div>Brian Schneider, L
OBP: 0.344, SLG: 0.548</div><div>3 Jesus Flores, R
OBP: 0.576, SLG: 0.897</div><div>(1, 2)
(8, 2)</div><div><div>B
F
X</div><div>1-1</div><div><div>G4-3</div><div></div></div><div><div>2</div></div><div><div></div><div></div></div></div><div><div></div><div></div><div></div><div></div></div><div><div>S
B
B
X</div><div>2-2</div><div><div>G2-3</div><div></div></div><div><div>1</div></div><div><div></div><div></div></div></div><div><div></div><div></div><div></div><div></div></div><div><div>S
B
B
X</div><div>2-2</div><div><div>F8</div><div></div></div><div><div>1</div></div><div><div></div><div></div></div></div><div><div></div><div></div><div></div><div></div></div><div><div>C
B
B
B
C
C
X</div><div>4-2</div><div><div>77
E</div><div>5
1B</div></div><div><div>BB</div></div><div><div></div><div></div></div></div><tr><td><div>Ryan Church, L
OBP: 0.299, SLG: 0.311</div><div>77 Abraham Nunez, S
OBP: 0.260, SLG: 0.295</div><div>(1, 8)
(7, 8)</div><div><div>B
X</div><div>1-0</div><div><div>5
1B</div><div></div></div><div><div>1B</div></div><div><div></div><div></div></div></div><div><div></div><div></div><div></div><div></div></div><div><div>C
SAFE</div><div>2-3</div><div><div>K</div><div></div></div><div><div>2</div></div><div><div></div><div></div></div></div><div><div></div><div></div><div></div><div></div></div><div><div>F
F
B
X</div><div>1-2</div><div><div>F7</div><div></div></div><div><div>2</div></div><div><div></div><div></div></div></div><div><div></div><div></div><div></div><div></div></div><div><div>C
F
B
X</div><div>1-2</div><div><div>FC3</div><div>5
1B</div></div><div><div>1-3
2-H</div></div><div><div></div><div></div></div></div><tr><td><div>5 Kory Casto, L
OBP: 0.389, SLG: 0.362</div><div></div><div>(1, 7)</div><div><div>X</div><div>0-0</div><div><div></div><div>41
BB</div></div><div><div>1B</div></div><div><div></div><div></div></div></div><div><div></div><div></div><div></div><div></div></div><div><div>S
B
B
X</div><div>2-3</div><div><div>K</div><div></div></div><div><div>3</div></div><div><div></div><div></div></div></div><div><div></div><div></div><div></div><div></div></div><div><div>C
B
B
X</div><div>1-2</div><div><div>G4-3</div><div></div></div><div><div>3</div></div><div><div></div><div></div></div></div><div><div></div><div></div><div></div><div></div></div><div><div>C
X</div><div>0-1</div><div><div></div><div>S</div></div><div><div>1B</div></div><div><div></div><div></div></div></div><tr><td><div>41 Shawn Hill, R</div><div>9 Bernie Castro, S
OBP: 0.435, SLG: 0.350</div><div>34 Ray King, L</div><div>Jon Rauch, R</div><div>10 Ronnie Belliard, R
OBP: 0.277, SLG: 0.372</div><div>32 Chad Cordero, R</div><div>43 Jesus Colome, R</div><div>92 Roger Bernadina, L
OBP: 0.222, SLG: 0.125</div><div>(1, 1)
(7, PH)
(8, 1)
(8, 1)
(8, PH)
(9, 1)
(10, 1)
(10, PH)</div><div><div>C
B
B
B
B</div><div>4-2</div><div><div></div><div>BB</div></div><div><div></div></div><div><div></div><div></div></div></div><div><div></div><div></div><div></div><div></div></div><div><div>C
SAFE</div><div>0-3</div><div><div>K</div><div></div></div><div><div>1</div></div><div><div></div><div></div></div></div><div><div></div><div></div><div></div><div></div></div><div><div>B
C
B
B
X</div><div>3-2</div><div><div>1B</div><div>PB</div></div><div><div>1B</div></div><div><div></div><div></div></div></div><tr><td><div>40 Daniel Cabrera, R
ERA: 2.63</div><div>46 Jeremy Guthrie, R
ERA: 1.2</div><div>51 Scott Williamson, R
ERA: 1.08</div><div>28 Danyys Baez, R
ERA: 4.35</div><div>82 Steve Green, R
ERA: 1.69</div><div>(1, 1)
(5, 1)
(7, 1)
(8, 1)
(9, 1)</div><div><div>IP</div><div>WLS</div><div>BF</div><div>H</div><div>R</div><div>ER</div><div>SO</div><div>BB</div><div>IBB</div><div>HBP</div><div>BLK</div><div>WP</div><div>HR</div><div>S</div><div>P</div><div>ERA</div><div>WHIP</div></div><tr><td><div>PITCHER</div><div>Andy Mitchell, R
ERA:</div><div>(10, 1)</div><div><div>IP</div><div>WLS</div><div>BF</div><div>H</div><div>R</div><div>ER</div><div>SO</div><div>BB</div><div>IBB</div><div>HBP</div><div>BLK</div><div>WP</div><div>HR</div><div>S</div><div>P</div><div>ERA</div><div>WHIP</div></div></td></tr></td></tr></td></tr></td></tr></td></tr></td></tr></td></tr></td></tr></td></tr>
 | <div>11 Ryan Zimmerman, R
OBP: 0.451, SLG: 0.672</div> <div>Tony Batista, R
OBP: 0.286, SLG: 0.429</div> <div>(1, 5)
(6, 5)</div> <div><div>B
F
B
SAFE</div><div>4-2</div><div><div></div><div>BB</div></div><div><div></div></div><div><div></div><div></div></div></div> <div><div></div><div></div><div></div><div></div></div> <div><div>S
B
1
SAFE</div><div>2-3</div><div><div>K</div><div></div></div><div><div>1</div><div>B
B
B
X</div></div><div><div></div><div></div></div></div> <div><div>1-2</div><div><div>K</div><div></div></div><div><div>25
BB</div></div><div><div>1B</div></div><div><div></div><div></div></div></div> <div><div>B
B
X</div><div>2-0</div><div><div></div><div></div></div><div><div>1</div><div>B
B
B
X</div></div><div><div></div><div></div></div></div> <div><div>1-2</div><div><div>G5-4-3</div><div></div></div><div><div>1-2f</div></div><div><div></div><div></div></div></div> <div><div>D
X</div><div>1-0</div><div><div>G5-4-3</div><div></div></div><div><div></div><div></div></div></div> <div><div></div><div></div><div></div><div></div></div> <div><div>X</div><div>0-0</div><div><div></div><div>SH5-3</div></div><div><div>1B</div></div><div><div></div><div></div></div></div> <tr><td><div>25 Austin Kearns, R
OBP: 0.397, SLG: 0.327</div><div>Chris Snelling, L
OBP: 0.356, SLG: 0.479</div><div>(1, 9)
(7, 9)</div><div><div>C
SAFE</div><div>0-3</div><div><div>K</div><div></div></div><div><div>3</div></div><div><div></div><div></div></div></div><div><div></div><div></div><div></div><div></div></div><div><div>X</div><div>0-0</div><div><div>G2-3</div><div></div></div><div><div>2</div></div><div><div></div><div></div></div></div><div><div></div><div></div><div></div><div></div></div><div><div>B
SAFE</div><div>4-2</div><div><div></div><div>BB</div></div><div><div></div></div><div><div></div><div></div></div></div><div><div>1-2</div><div><div>K</div><div></div></div><div><div>BB</div></div><div><div></div><div></div></div></div><div><div>B
SAFE</div><div>2-3</div><div><div></div><div></div></div><div><div>1</div><div>B
B
B
X</div></div><div><div></div><div></div></div></div><div><div>1-2</div><div><div></div><div>BB</div></div><div><div>2</div></div><div><div></div><div></div></div></div><tr><td><div>21 Dmitri Young, S
OBP: 0.286, SLG: 0.424</div><div>33 Larry Broadway, L
OBP: 0.429, SLG: 0.400</div><div>(1, 3)
(8, 3)</div><div><div>C
SAFE</div><div>1-3</div><div><div>K</div><div></div></div><div><div>1</div><div>B
B
B
X</div></div><div><div></div><div></div></div></div><div><div></div><div></div><div></div><div></div></div><div><div>F
B
B
C</div><div>2-3</div><div><div>K</div><div></div></div><div><div>3</div></div><div><div></div><div></div></div></div><div><div></div><div></div><div></div><div></div></div><div><div>S
X</div><div>0-1</div><div><div>F9</div><div></div></div><div><div>3</div></div><div><div></div><div></div></div></div><div><div></div><div></div><div></div><div></div></div><div><div>C
X</div><div>0-1</div><div><div></div><div>FC3</div></div><div><div>77
E</div><div>3
WP</div></div><div><div>1B</div></div><div><div></div><div></div></div></div><tr><td><div>Brian Schneider, L
OBP: 0.344, SLG: 0.548</div><div>3 Jesus Flores, R
OBP: 0.576, SLG: 0.897</div><div>(1, 2)
(8, 2)</div><div><div>B
F
X</div><div>1-1</div><div><div>G4-3</div><div></div></div><div><div>2</div></div><div><div></div><div></div></div></div><div><div></div><div></div><div></div><div></div></div><div><div>S
B
B
X</div><div>2-2</div><div><div>G2-3</div><div></div></div><div><div>1</div></div><div><div></div><div></div></div></div><div><div></div><div></div><div></div><div></div></div><div><div>S
B
B
X</div><div>2-2</div><div><div>F8</div><div></div></div><div><div>1</div></div><div><div></div><div></div></div></div><div><div></div><div></div><div></div><div></div></div><div><div>C
B
B
B
C
C
X</div><div>4-2</div><div><div>77
E</div><div>5
1B</div></div><div><div>BB</div></div><div><div></div><div></div></div></div><tr><td><div>Ryan Church, L
OBP: 0.299, SLG: 0.311</div><div>77 Abraham Nunez, S
OBP: 0.260, SLG: 0.295</div><div>(1, 8)
(7, 8)</div><div><div>B
X</div><div>1-0</div><div><div>5
1B</div><div></div></div><div><div>1B</div></div><div><div></div><div></div></div></div><div><div></div><div></div><div></div><div></div></div><div><div>C
SAFE</div><div>2-3</div><div><div>K</div><div></div></div><div><div>2</div></div><div><div></div><div></div></div></div><div><div></div><div></div><div></div><div></div></div><div><div>F
F
B
X</div><div>1-2</div><div><div>F7</div><div></div></div><div><div>2</div></div><div><div></div><div></div></div></div><div><div></div><div></div><div></div><div></div></div><div><div>C
F
B
X</div><div>1-2</div><div><div>FC3</div><div>5
1B</div></div><div><div>1-3
2-H</div></div><div><div></div><div></div></div></div><tr><td><div>5 Kory Casto, L
OBP: 0.389, SLG: 0.362</div><div></div><div>(1, 7)</div><div><div>X</div><div>0-0</div><div><div></div><div>41
BB</div></div><div><div>1B</div></div><div><div></div><div></div></div></div><div><div></div><div></div><div></div><div></div></div><div><div>S
B
B
X</div><div>2-3</div><div><div>K</div><div></div></div><div><div>3</div></div><div><div></div><div></div></div></div><div><div></div><div></div><div></div><div></div></div><div><div>C
B
B
X</div><div>1-2</div><div><div>G4-3</div><div></div></div><div><div>3</div></div><div><div></div><div></div></div></div><div><div></div><div></div><div></div><div></div></div><div><div>C
X</div><div>0-1</div><div><div></div><div>S</div></div><div><div>1B</div></div><div><div></div><div></div></div></div><tr><td><div>41 Shawn Hill, R</div><div>9 Bernie Castro, S
OBP: 0.435, SLG: 0.350</div><div>34 Ray King, L</div><div>Jon Rauch, R</div><div>10 Ronnie Belliard, R
OBP: 0.277, SLG: 0.372</div><div>32 Chad Cordero, R</div><div>43 Jesus Colome, R</div><div>92 Roger Bernadina, L
OBP: 0.222, SLG: 0.125</div><div>(1, 1)
(7, PH)
(8, 1)
(8, 1)
(8, PH)
(9, 1)
(10, 1)
(10, PH)</div><div><div>C
B
B
B
B</div><div>4-2</div><div><div></div><div>BB</div></div><div><div></div></div><div><div></div><div></div></div></div><div><div></div><div></div><div></div><div></div></div><div><div>C
SAFE</div><div>0-3</div><div><div>K</div><div></div></div><div><div>1</div></div><div><div></div><div></div></div></div><div><div></div><div></div><div></div><div></div></div><div><div>B
C
B
B
X</div><div>3-2</div><div><div>1B</div><div>PB</div></div><div><div>1B</div></div><div><div></div><div></div></div></div><tr><td><div>40 Daniel Cabrera, R
ERA: 2.63</div><div>46 Jeremy Guthrie, R
ERA: 1.2</div><div>51 Scott Williamson, R
ERA: 1.08</div><div>28 Danyys Baez, R
ERA: 4.35</div><div>82 Steve Green, R
ERA: 1.69</div><div>(1, 1)
(5, 1)
(7, 1)
(8, 1)
(9, 1)</div><div><div>IP</div><div>WLS</div><div>BF</div><div>H</div><div>R</div><div>ER</div><div>SO</div><div>BB</div><div>IBB</div><div>HBP</div><div>BLK</div><div>WP</div><div>HR</div><div>S</div><div>P</div><div>ERA</div><div>WHIP</div></div><tr><td><div>PITCHER</div><div>Andy Mitchell, R
ERA:</div><div>(10, 1)</div><div><div>IP</div><div>WLS</div><div>BF</div><div>H</div><div>R</div><div>ER</div><div>SO</div><div>BB</div><div>IBB</div><div>HBP</div><div>BLK</div><div>WP</div><div>HR</div><div>S</div><div>P</div><div>ERA</div><div>WHIP</div></div></td></tr></td></tr></td></tr></td></tr></td></tr></td></tr></td></tr></td></tr> | <div>25 Austin Kearns, R
OBP: 0.397, SLG: 0.327</div> <div>Chris Snelling, L
OBP: 0.356, SLG: 0.479</div> <div>(1, 9)
(7, 9)</div> <div><div>C
SAFE</div><div>0-3</div><div><div>K</div><div></div></div><div><div>3</div></div><div><div></div><div></div></div></div> <div><div></div><div></div><div></div><div></div></div> <div><div>X</div><div>0-0</div><div><div>G2-3</div><div></div></div><div><div>2</div></div><div><div></div><div></div></div></div> <div><div></div><div></div><div></div><div></div></div> <div><div>B
SAFE</div><div>4-2</div><div><div></div><div>BB</div></div><div><div></div></div><div><div></div><div></div></div></div> <div><div>1-2</div><div><div>K</div><div></div></div><div><div>BB</div></div><div><div></div><div></div></div></div> <div><div>B
SAFE</div><div>2-3</div><div><div></div><div></div></div><div><div>1</div><div>B
B
B
X</div></div><div><div></div><div></div></div></div>
<div><div>1-2</div><div><div></div><div>BB</div></div><div><div>2</div></div><div><div></div><div></div></div></div> <tr><td><div>21 Dmitri Young, S
OBP: 0.286, SLG: 0.424</div><div>33 Larry Broadway, L
OBP: 0.429, SLG: 0.400</div><div>(1, 3)
(8, 3)</div><div><div>C
SAFE</div><div>1-3</div><div><div>K</div><div></div></div><div><div>1</div><div>B
B
B
X</div></div><div><div></div><div></div></div></div><div><div></div><div></div><div></div><div></div></div><div><div>F
B
B
C</div><div>2-3</div><div><div>K</div><div></div></div><div><div>3</div></div><div><div></div><div></div></div></div><div><div></div><div></div><div></div><div></div></div><div><div>S
X</div><div>0-1</div><div><div>F9</div><div></div></div><div><div>3</div></div><div><div></div><div></div></div></div><div><div></div><div></div><div></div><div></div></div><div><div>C
X</div><div>0-1</div><div><div></div><div>FC3</div></div><div><div>77
E</div><div>3
WP</div></div><div><div>1B</div></div><div><div></div><div></div></div></div><tr><td><div>Brian Schneider, L
OBP: 0.344, SLG: 0.548</div><div>3 Jesus Flores, R
OBP: 0.576, SLG: 0.897</div><div>(1, 2)
(8, 2)</div><div><div>B
F
X</div><div>1-1</div><div><div>G4-3</div><div></div></div><div><div>2</div></div><div><div></div><div></div></div></div><div><div></div><div></div><div></div><div></div></div><div><div>S
B
B
X</div><div>2-2</div><div><div>G2-3</div><div></div></div><div><div>1</div></div><div><div></div><div></div></div></div><div><div></div><div></div><div></div><div></div></div><div><div>S
B
B
X</div><div>2-2</div><div><div>F8</div><div></div></div><div><div>1</div></div><div><div></div><div></div></div></div><div><div></div><div></div><div></div><div></div></div><div><div>C
B
B
B
C
C
X</div><div>4-2</div><div><div>77
E</div><div>5
1B</div></div><div><div>BB</div></div><div><div></div><div></div></div></div><tr><td><div>Ryan Church, L
OBP: 0.299, SLG: 0.311</div><div>77 Abraham Nunez, S
OBP: 0.260, SLG: 0.295</div><div>(1, 8)
(7, 8)</div><div><div>B
X</div><div>1-0</div><div><div>5
1B</div><div></div></div><div><div>1B</div></div><div><div></div><div></div></div></div><div><div></div><div></div><div></div><div></div></div><div><div>C
SAFE</div><div>2-3</div><div><div>K</div><div></div></div><div><div>2</div></div><div><div></div><div></div></div></div><div><div></div><div></div><div></div><div></div></div><div><div>F
F
B
X</div><div>1-2</div><div><div>F7</div><div></div></div><div><div>2</div></div><div><div></div><div></div></div></div><div><div></div><div></div><div></div><div></div></div><div><div>C
F
B
X</div><div>1-2</div><div><div>FC3</div><div>5
1B</div></div><div><div>1-3
2-H</div></div><div><div></div><div></div></div></div><tr><td><div>5 Kory Casto, L
OBP: 0.389, SLG: 0.362</div><div></div><div>(1, 7)</div><div><div>X</div><div>0-0</div><div><div></div><div>41
BB</div></div><div><div>1B</div></div><div><div></div><div></div></div></div><div><div></div><div></div><div></div><div></div></div><div><div>S
B
B
X</div><div>2-3</div><div><div>K</div><div></div></div><div><div>3</div></div><div><div></div><div></div></div></div><div><div></div><div></div><div></div><div></div></div><div><div>C
B
B
X</div><div>1-2</div><div><div>G4-3</div><div></div></div><div><div>3</div></div><div><div></div><div></div></div></div><div><div></div><div></div><div></div><div></div></div><div><div>C
X</div><div>0-1</div><div><div></div><div>S</div></div><div><div>1B</div></div><div><div></div><div></div></div></div><tr><td><div>41 Shawn Hill, R</div><div>9 Bernie Castro, S
OBP: 0.435, SLG: 0.350</div><div>34 Ray King, L</div><div>Jon Rauch, R</div><div>10 Ronnie Belliard, R
OBP: 0.277, SLG: 0.372</div><div>32 Chad Cordero, R</div><div>43 Jesus Colome, R</div><div>92 Roger Bernadina, L
OBP: 0.222, SLG: 0.125</div><div>(1, 1)
(7, PH)
(8, 1)
(8, 1)
(8, PH)
(9, 1)
(10, 1)
(10, PH)</div><div><div>C
B
B
B
B</div><div>4-2</div><div><div></div><div>BB</div></div><div><div></div></div><div><div></div><div></div></div></div><div><div></div><div></div><div></div><div></div></div><div><div>C
SAFE</div><div>0-3</div><div><div>K</div><div></div></div><div><div>1</div></div><div><div></div><div></div></div></div><div><div></div><div></div><div></div><div></div></div><div><div>B
C
B
B
X</div><div>3-2</div><div><div>1B</div><div>PB</div></div><div><div>1B</div></div><div><div></div><div></div></div></div><tr><td><div>40 Daniel Cabrera, R
ERA: 2.63</div><div>46 Jeremy Guthrie, R
ERA: 1.2</div><div>51 Scott Williamson, R
ERA: 1.08</div><div>28 Danyys Baez, R
ERA: 4.35</div><div>82 Steve Green, R
ERA: 1.69</div><div>(1, 1)
(5, 1)
(7, 1)
(8, 1)
(9, 1)</div><div><div>IP</div><div>WLS</div><div>BF</div><div>H</div><div>R</div><div>ER</div><div>SO</div><div>BB</div><div>IBB</div><div>HBP</div><div>BLK</div><div>WP</div><div>HR</div><div>S</div><div>P</div><div>ERA</div><div>WHIP</div></div><tr><td><div>PITCHER</div><div>Andy Mitchell, R
ERA:</div><div>(10, 1)</div><div><div>IP</div><div>WLS</div><div>BF</div><div>H</div><div>R</div><div>ER</div><div>SO</div><div>BB</div><div>IBB</div><div>HBP</div><div>BLK</div><div>WP</div><div>HR</div><div>S</div><div>P</div><div>ERA</div><div>WHIP</div></div></td></tr></td></tr></td></tr></td></tr></td></tr></td></tr></td></tr> | <div>21 Dmitri Young, S
OBP: 0.286, SLG: 0.424</div> <div>33 Larry Broadway, L
OBP: 0.429, SLG: 0.400</div> <div>(1, 3)
(8, 3)</div> <div><div>C
SAFE</div><div>1-3</div><div><div>K</div><div></div></div><div><div>1</div><div>B
B
B
X</div></div><div><div></div><div></div></div></div> <div><div></div><div></div><div></div><div></div></div> <div><div>F
B
B
C</div><div>2-3</div><div><div>K</div><div></div></div><div><div>3</div></div><div><div></div><div></div></div></div> <div><div></div><div></div><div></div><div></div></div> <div><div>S
X</div><div>0-1</div><div><div>F9</div><div></div></div><div><div>3</div></div><div><div></div><div></div></div></div> <div><div></div><div></div><div></div><div></div></div> <div><div>C
X</div><div>0-1</div><div><div></div><div>FC3</div></div><div><div>77
E</div><div>3
WP</div></div><div><div>1B</div></div><div><div></div><div></div></div></div> <tr><td><div>Brian Schneider, L
OBP: 0.344, SLG: 0.548</div><div>3 Jesus Flores, R
OBP: 0.576, SLG: 0.897</div><div>(1, 2)
(8, 2)</div><div><div>B
F
X</div><div>1-1</div><div><div>G4-3</div><div></div></div><div><div>2</div></div><div><div></div><div></div></div></div><div><div></div><div></div><div></div><div></div></div><div><div>S
B
B
X</div><div>2-2</div><div><div>G2-3</div><div></div></div><div><div>1</div></div><div><div></div><div></div></div></div><div><div></div><div></div><div></div><div></div></div><div><div>S
B
B
X</div><div>2-2</div><div><div>F8</div><div></div></div><div><div>1</div></div><div><div></div><div></div></div></div><div><div></div><div></div><div></div><div></div></div><div><div>C
B
B
B
C
C
X</div><div>4-2</div><div><div>77
E</div><div>5
1B</div></div><div><div>BB</div></div><div><div></div><div></div></div></div><tr><td><div>Ryan Church, L
OBP: 0.299, SLG: 0.311</div><div>77 Abraham Nunez, S
OBP: 0.260, SLG: 0.295</div><div>(1, 8)
(7, 8)</div><div><div>B
X</div><div>1-0</div><div><div>5
1B</div><div></div></div><div><div>1B</div></div><div><div></div><div></div></div></div><div><div></div><div></div><div></div><div></div></div><div><div>C
SAFE</div><div>2-3</div><div><div>K</div><div></div></div><div><div>2</div></div><div><div></div><div></div></div></div><div><div></div><div></div><div></div><div></div></div><div><div>F
F
B
X</div><div>1-2</div><div><div>F7</div><div></div></div><div><div>2</div></div><div><div></div><div></div></div></div><div><div></div><div></div><div></div><div></div></div><div><div>C
F
B
X</div><div>1-2</div><div><div>FC3</div><div>5
1B</div></div><div><div>1-3
2-H</div></div><div><div></div><div></div></div></div><tr><td><div>5 Kory Casto, L
OBP: 0.389, SLG: 0.362</div><div></div><div>(1,
7)</div><div><div>X</div><div>0-0</div><div><div></div><div>41
BB</div></div><div><div>1B</div></div><div><div></div><div></div></div></div><div><div></div><div></div><div></div><div></div></div><div><div>S
B
B
X</div><div>2-3</div><div><div>K</div><div></div></div><div><div>3</div></div><div><div></div><div></div></div></div><div><div></div><div></div><div></div><div></div></div><div><div>C
B
B
X</div><div>1-2</div><div><div>G4-3</div><div></div></div><div><div>3</div></div><div><div></div><div></div></div></div><div><div></div><div></div><div></div><div></div></div><div><div>C
X</div><div>0-1</div><div><div></div><div>S</div></div><div><div>1B</div></div><div><div></div><div></div></div></div><tr><td><div>41 Shawn Hill, R</div><div>9 Bernie Castro, S
OBP: 0.435, SLG: 0.350</div><div>34 Ray King, L</div><div>Jon Rauch, R</div><div>10 Ronnie Belliard, R
OBP: 0.277, SLG: 0.372</div><div>32 Chad Cordero, R</div><div>43 Jesus Colome, R</div><div>92 Roger Bernadina, L
OBP: 0.222, SLG: 0.125</div><div>(1, 1)
(7, PH)
(8, 1)
(8, 1)
(8, PH)
(9, 1)
(10, 1)
(10, PH)</div><div><div>C
B
B
B
B</div><div>4-2</div><div><div></div><div>BB</div></div><div><div></div></div><div><div></div><div></div></div></div><div><div></div><div></div><div></div><div></div></div><div><div>C
SAFE</div><div>0-3</div><div><div>K</div><div></div></div><div><div>1</div></div><div><div></div><div></div></div></div><div><div></div><div></div><div></div><div></div></div><div><div>B
C
B
B
X</div><div>3-2</div><div><div>1B</div><div>PB</div></div><div><div>1B</div></div><div><div></div><div></div></div></div><tr><td><div>40 Daniel Cabrera, R
ERA: 2.63</div><div>46 Jeremy Guthrie, R
ERA: 1.2</div><div>51 Scott Williamson, R
ERA: 1.08</div><div>28 Danyys Baez, R
ERA: 4.35</div><div>82 Steve Green, R
ERA: 1.69</div><div>(1, 1)
(5, 1)
(7, 1)
(8, 1)
(9, 1)</div><div><div>IP</div><div>WLS</div><div>BF</div><div>H</div><div>R</div><div>ER</div><div>SO</div><div>BB</div><div>IBB</div><div>HBP</div><div>BLK</div><div>WP</div><div>HR</div><div>S</div><div>P</div><div>ERA</div><div>WHIP</div></div><tr><td><div>PITCHER</div><div>Andy Mitchell, R
ERA:</div><div>(10, 1)</div><div><div>IP</div><div>WLS</div><div>BF</div><div>H</div><div>R</div><div>ER</div><div>SO</div><div>BB</div><div>IBB</div><div>HBP</div><div>BLK</div><div>WP</div><div>HR</div><div>S</div><div>P</div><div>ERA</div><div>WHIP</div></div></td></tr></td></tr></td></tr></td></tr></td></tr></td></tr> | <div>Brian Schneider, L
OBP: 0.344, SLG: 0.548</div> <div>3 Jesus Flores, R
OBP: 0.576, SLG: 0.897</div> <div>(1, 2)
(8, 2)</div> <div><div>B
F
X</div><div>1-1</div><div><div>G4-3</div><div></div></div><div><div>2</div></div><div><div></div><div></div></div></div> <div><div></div><div></div><div></div><div></div></div> <div><div>S
B
B
X</div><div>2-2</div><div><div>G2-3</div><div></div></div><div><div>1</div></div><div><div></div><div></div></div></div> <div><div></div><div></div><div></div><div></div></div> <div><div>S
B
B
X</div><div>2-2</div><div><div>F8</div><div></div></div><div><div>1</div></div><div><div></div><div></div></div></div> <div><div></div><div></div><div></div><div></div></div> <div><div>C
B
B
B
C
C
X</div><div>4-2</div><div><div>77
E</div><div>5
1B</div></div><div><div>BB</div></div><div><div></div><div></div></div></div> <tr><td><div>Ryan Church, L
OBP: 0.299, SLG: 0.311</div><div>77 Abraham Nunez, S
OBP: 0.260, SLG: 0.295</div><div>(1, 8)
(7, 8)</div><div><div>B
X</div><div>1-0</div><div><div>5
1B</div><div></div></div><div><div>1B</div></div><div><div></div><div></div></div></div><div><div></div><div></div><div></div><div></div></div><div><div>C
SAFE</div><div>2-3</div><div><div>K</div><div></div></div><div><div>2</div></div><div><div></div><div></div></div></div><div><div></div><div></div><div></div><div></div></div><div><div>F
F
B
X</div><div>1-2</div><div><div>F7</div><div></div></div><div><div>2</div></div><div><div></div><div></div></div></div><div><div></div><div></div><div></div><div></div></div><div><div>C
F
B
X</div><div>1-2</div><div><div>FC3</div><div>5
1B</div></div><div><div>1-3
2-H</div></div><div><div></div><div></div></div></div><tr><td><div>5 Kory Casto, L
OBP: 0.389, SLG: 0.362</div><div></div><div>(1, 7)</div><div><div>X</div><div>0-0</div><div><div></div><div>41
BB</div></div><div><div>1B</div></div><div><div></div><div></div></div></div><div><div></div><div></div><div></div><div></div></div><div><div>S
B
B
X</div><div>2-3</div><div><div>K</div><div></div></div><div><div>3</div></div><div><div></div><div></div></div></div><div><div></div><div></div><div></div><div></div></div><div><div>C
B
B
X</div><div>1-2</div><div><div>G4-3</div><div></div></div><div><div>3</div></div><div><div></div><div></div></div></div><div><div></div><div></div><div></div><div></div></div><div><div>C
X</div><div>0-1</div><div><div></div><div>S</div></div><div><div>1B</div></div><div><div></div><div></div></div></div><tr><td><div>41 Shawn Hill, R</div><div>9 Bernie Castro, S
OBP: 0.435, SLG: 0.350</div><div>34 Ray King, L</div><div>Jon Rauch, R</div><div>10 Ronnie Belliard, R
OBP: 0.277, SLG: 0.372</div><div>32 Chad Cordero, R</div><div>43 Jesus Colome, R</div><div>92 Roger Bernadina, L
OBP: 0.222, SLG: 0.125</div><div>(1, 1)
(7, PH)
(8, 1)
(8, 1)
(8, PH)
(9, 1)
(10, 1)
(10, PH)</div><div><div>C
B
B
B
B</div><div>4-2</div><div><div></div><div>BB</div></div><div><div></div></div><div><div></div><div></div></div></div><div><div></div><div></div><div></div><div></div></div><div><div>C
SAFE</div><div>0-3</div><div><div>K</div><div></div></div><div><div>1</div></div><div><div></div><div></div></div></div><div><div></div><div></div><div></div><div></div></div><div><div>B
C
B
B
X</div><div>3-2</div><div><div>1B</div><div>PB</div></div><div><div>1B</div></div><div><div></div><div></div></div></div><tr><td><div>40 Daniel Cabrera, R
ERA: 2.63</div><div>46 Jeremy Guthrie, R
ERA: 1.2</div><div>51 Scott Williamson, R
ERA: 1.08</div><div>28 Danyys Baez, R
ERA: 4.35</div><div>82 Steve Green, R
ERA: 1.69</div><div>(1, 1)
(5, 1)
(7, 1)
(8, 1)
(9, 1)</div><div><div>IP</div><div>WLS</div><div>BF</div><div>H</div><div>R</div><div>ER</div><div>SO</div><div>BB</div><div>IBB</div><div>HBP</div><div>BLK</div><div>WP</div><div>HR</div><div>S</div><div>P</div><div>ERA</div><div>WHIP</div></div><tr><td><div>PITCHER</div><div>Andy Mitchell, R
ERA:</div><div>(10, 1)</div><div><div>IP</div><div>WLS</div><div>BF</div><div>H</div><div>R</div><div>ER</div><div>SO</div><div>BB</div><div>IBB</div><div>HBP</div><div>BLK</div><div>WP</div><div>HR</div><div>S</div><div>P</div><div>ERA</div><div>WHIP</div></div></td></tr></td></tr></td></tr></td></tr></td></tr> | <div>Ryan Church, L
OBP: 0.299, SLG: 0.311</div> <div>77 Abraham Nunez, S
OBP: 0.260, SLG: 0.295</div> <div>(1, 8)
(7, 8)</div> <div><div>B
X</div><div>1-0</div><div><div>5
1B</div><div></div></div><div><div>1B</div></div><div><div></div><div></div></div></div> <div><div></div><div></div><div></div><div></div></div> <div><div>C
SAFE</div><div>2-3</div><div><div>K</div><div></div></div><div><div>2</div></div><div><div></div><div></div></div></div> <div><div></div><div></div><div></div><div></div></div> <div><div>F
F
B
X</div><div>1-2</div><div><div>F7</div><div></div></div><div><div>2</div></div><div><div></div><div></div></div></div> <div><div></div><div></div><div></div><div></div></div>
<div><div>C
F
B
X</div><div>1-2</div><div><div>FC3</div><div>5
1B</div></div><div><div>1-3
2-H</div></div><div><div></div><div></div></div></div> <tr><td><div>5 Kory Casto, L
OBP: 0.389, SLG: 0.362</div><div></div><div>(1, 7)</div><div><div>X</div><div>0-0</div><div><div></div><div>41
BB</div></div><div><div>1B</div></div><div><div></div><div></div></div></div><div><div></div><div></div><div></div><div></div></div><div><div>S
B
B
X</div><div>2-3</div><div><div>K</div><div></div></div><div><div>3</div></div><div><div></div><div></div></div></div><div><div></div><div></div><div></div><div></div></div><div><div>C
B
B
X</div><div>1-2</div><div><div>G4-3</div><div></div></div><div><div>3</div></div><div><div></div><div></div></div></div><div><div></div><div></div><div></div><div></div></div><div><div>C
X</div><div>0-1</div><div><div></div><div>S</div></div><div><div>1B</div></div><div><div></div><div></div></div></div><tr><td><div>41 Shawn Hill, R</div><div>9 Bernie Castro, S
OBP: 0.435, SLG: 0.350</div><div>34 Ray King, L</div><div>Jon Rauch, R</div><div>10 Ronnie Belliard, R
OBP: 0.277, SLG: 0.372</div><div>32 Chad Cordero, R</div><div>43 Jesus Colome, R</div><div>92 Roger Bernadina, L
OBP: 0.222, SLG: 0.125</div><div>(1, 1)
(7, PH)
(8, 1)
(8, 1)
(8, PH)
(9, 1)
(10, 1)
(10, PH)</div><div><div>C
B
B
B
B</div><div>4-2</div><div><div></div><div>BB</div></div><div><div></div></div><div><div></div><div></div></div></div><div><div></div><div></div><div></div><div></div></div><div><div>C
SAFE</div><div>0-3</div><div><div>K</div><div></div></div><div><div>1</div></div><div><div></div><div></div></div></div><div><div></div><div></div><div></div><div></div></div><div><div>B
C
B
B
X</div><div>3-2</div><div><div>1B</div><div>PB</div></div><div><div>1B</div></div><div><div></div><div></div></div></div><tr><td><div>40 Daniel Cabrera, R
ERA: 2.63</div><div>46 Jeremy Guthrie, R
ERA: 1.2</div><div>51 Scott Williamson, R
ERA: 1.08</div><div>28 Danyys Baez, R
ERA: 4.35</div><div>82 Steve Green, R
ERA: 1.69</div><div>(1, 1)
(5, 1)
(7, 1)
(8, 1)
(9, 1)</div><div><div>IP</div><div>WLS</div><div>BF</div><div>H</div><div>R</div><div>ER</div><div>SO</div><div>BB</div><div>IBB</div><div>HBP</div><div>BLK</div><div>WP</div><div>HR</div><div>S</div><div>P</div><div>ERA</div><div>WHIP</div></div><tr><td><div>PITCHER</div><div>Andy Mitchell, R
ERA:</div><div>(10, 1)</div><div><div>IP</div><div>WLS</div><div>BF</div><div>H</div><div>R</div><div>ER</div><div>SO</div><div>BB</div><div>IBB</div><div>HBP</div><div>BLK</div><div>WP</div><div>HR</div><div>S</div><div>P</div><div>ERA</div><div>WHIP</div></div></td></tr></td></tr></td></tr></td></tr> | <div>5 Kory Casto, L
OBP: 0.389, SLG: 0.362</div> <div></div> <div>(1, 7)</div> <div><div>X</div><div>0-0</div><div><div></div><div>41
BB</div></div><div><div>1B</div></div><div><div></div><div></div></div></div> <div><div></div><div></div><div></div><div></div></div> <div><div>S
B
B
X</div><div>2-3</div><div><div>K</div><div></div></div><div><div>3</div></div><div><div></div><div></div></div></div> <div><div></div><div></div><div></div><div></div></div> <div><div>C
B
B
X</div><div>1-2</div><div><div>G4-3</div><div></div></div><div><div>3</div></div><div><div></div><div></div></div></div> <div><div></div><div></div><div></div><div></div></div> <div><div>C
X</div><div>0-1</div><div><div></div><div>S</div></div><div><div>1B</div></div><div><div></div><div></div></div></div> <tr><td><div>41 Shawn Hill, R</div><div>9 Bernie Castro, S
OBP: 0.435, SLG: 0.350</div><div>34 Ray King, L</div><div>Jon Rauch, R</div><div>10 Ronnie Belliard, R
OBP: 0.277, SLG: 0.372</div><div>32 Chad Cordero, R</div><div>43 Jesus Colome, R</div><div>92 Roger Bernadina, L
OBP: 0.222, SLG: 0.125</div><div>(1, 1)
(7, PH)
(8, 1)
(8, 1)
(8, PH)
(9, 1)
(10, 1)
(10, PH)</div><div><div>C
B
B
B
B</div><div>4-2</div><div><div></div><div>BB</div></div><div><div></div></div><div><div></div><div></div></div></div><div><div></div><div></div><div></div><div></div></div><div><div>C
SAFE</div><div>0-3</div><div><div>K</div><div></div></div><div><div>1</div></div><div><div></div><div></div></div></div><div><div></div><div></div><div></div><div></div></div><div><div>B
C
B
B
X</div><div>3-2</div><div><div>1B</div><div>PB</div></div><div><div>1B</div></div><div><div></div><div></div></div></div><tr><td><div>40 Daniel Cabrera, R
ERA: 2.63</div><div>46 Jeremy Guthrie, R
ERA: 1.2</div><div>51 Scott Williamson, R
ERA: 1.08</div><div>28 Danyys Baez, R
ERA: 4.35</div><div>82 Steve Green, R
ERA: 1.69</div><div>(1, 1)
(5, 1)
(7, 1)
(8, 1)
(9, 1)</div><div><div>IP</div><div>WLS</div><div>BF</div><div>H</div><div>R</div><div>ER</div><div>SO</div><div>BB</div><div>IBB</div><div>HBP</div><div>BLK</div><div>WP</div><div>HR</div><div>S</div><div>P</div><div>ERA</div><div>WHIP</div></div><tr><td><div>PITCHER</div><div>Andy Mitchell, R
ERA:</div><div>(10, 1)</div><div><div>IP</div><div>WLS</div><div>BF</div><div>H</div><div>R</div><div>ER</div><div>SO</div><div>BB</div><div>IBB</div><div>HBP</div><div>BLK</div><div>WP</div><div>HR</div><div>S</div><div>P</div><div>ERA</div><div>WHIP</div></div></td></tr></td></tr></td></tr> | <div>41 Shawn Hill, R</div> <div>9 Bernie Castro, S
OBP: 0.435, SLG: 0.350</div> <div>34 Ray King, L</div> <div>Jon Rauch, R</div> <div>10 Ronnie Belliard, R
OBP: 0.277, SLG: 0.372</div> <div>32 Chad Cordero, R</div> <div>43 Jesus Colome, R</div> <div>92 Roger Bernadina, L
OBP: 0.222, SLG: 0.125</div> <div>(1, 1)
(7, PH)
(8, 1)
(8, 1)
(8, PH)
(9, 1)
(10, 1)
(10, PH)</div> <div><div>C
B
B
B
B</div><div>4-2</div><div><div></div><div>BB</div></div><div><div></div></div><div><div></div><div></div></div></div> <div><div></div><div></div><div></div><div></div></div> <div><div>C
SAFE</div><div>0-3</div><div><div>K</div><div></div></div><div><div>1</div></div><div><div></div><div></div></div></div> <div><div></div><div></div><div></div><div></div></div> <div><div>B
C
B
B
X</div><div>3-2</div><div><div>1B</div><div>PB</div></div><div><div>1B</div></div><div><div></div><div></div></div></div> <tr><td><div>40 Daniel Cabrera, R
ERA: 2.63</div><div>46 Jeremy Guthrie, R
ERA: 1.2</div><div>51 Scott Williamson, R
ERA: 1.08</div><div>28 Danyys Baez, R
ERA: 4.35</div><div>82 Steve Green, R
ERA: 1.69</div><div>(1, 1)
(5, 1)
(7, 1)
(8, 1)
(9, 1)</div><div><div>IP</div><div>WLS</div><div>BF</div><div>H</div><div>R</div><div>ER</div><div>SO</div><div>BB</div><div>IBB</div><div>HBP</div><div>BLK</div><div>WP</div><div>HR</div><div>S</div><div>P</div><div>ERA</div><div>WHIP</div></div><tr><td><div>PITCHER</div><div>Andy Mitchell, R
ERA:</div><div>(10, 1)</div><div><div>IP</div><div>WLS</div><div>BF</div><div>H</div><div>R</div><div>ER</div><div>SO</div><div>BB</div><div>IBB</div><div>HBP</div><div>BLK</div><div>WP</div><div>HR</div><div>S</div><div>P</div><div>ERA</div><div>WHIP</div></div></td></tr></td></tr> | <div>40
Daniel Cabrera, R
ERA: 2.63</div> <div>46 Jeremy Guthrie, R
ERA: 1.2</div> <div>51 Scott Williamson, R
ERA: 1.08</div> <div>28 Danyys Baez, R
ERA: 4.35</div> <div>82 Steve Green, R
ERA: 1.69</div> <div>(1, 1)
(5, 1)
(7, 1)
(8, 1)
(9, 1)</div> <div><div>IP</div><div>WLS</div><div>BF</div><div>H</div><div>R</div><div>ER</div><div>SO</div><div>BB</div><div>IBB</div><div>HBP</div><div>BLK</div><div>WP</div><div>HR</div><div>S</div><div>P</div><div>ERA</div><div>WHIP</div></div> <tr><td><div>PITCHER</div><div>Andy Mitchell, R
ERA:</div><div>(10, 1)</div><div><div>IP</div><div>WLS</div><div>BF</div><div>H</div><div>R</div><div>ER</div><div>SO</div><div>BB</div><div>IBB</div><div>HBP</div><div>BLK</div><div>WP</div><div>HR</div><div>S</div><div>P</div><div>ERA</div><div>WHIP</div></div></td></tr> | <div>PITCHER</div> <div>Andy Mitchell, R
ERA:</div> <div>(10, 1)</div> <div><div>IP</div><div>WLS</div><div>BF</div><div>H</div><div>R</div><div>ER</div><div>SO</div><div>BB</div><div>IBB</div><div>HBP</div><div>BLK</div><div>WP</div><div>HR</div><div>S</div><div>P</div><div>ERA</div><div>WHIP</div></div> | | | | | | | | | | | | | | | | | | | | | | | | | | | | | | | | | | | |
| <div>11 Ryan Zimmerman, R
OBP: 0.451, SLG: 0.672</div> <div>Tony Batista, R
OBP: 0.286, SLG: 0.429</div> <div>(1, 5)
(6, 5)</div> <div><div>B
F
B
SAFE</div><div>4-2</div><div><div></div><div>BB</div></div><div><div></div></div><div><div></div><div></div></div></div> <div><div></div><div></div><div></div><div></div></div> <div><div>S
B
1
SAFE</div><div>2-3</div><div><div>K</div><div></div></div><div><div>1</div><div>B
B
B
X</div></div><div><div></div><div></div></div></div> <div><div>1-2</div><div><div>K</div><div></div></div><div><div>25
BB</div></div><div><div>1B</div></div><div><div></div><div></div></div></div> <div><div>B
B
X</div><div>2-0</div><div><div></div><div></div></div><div><div>1</div><div>B
B
B
X</div></div><div><div></div><div></div></div></div> <div><div>1-2</div><div><div>G5-4-3</div><div></div></div><div><div>1-2f</div></div><div><div></div><div></div></div></div> <div><div>D
X</div><div>1-0</div><div><div>G5-4-3</div><div></div></div><div><div></div><div></div></div></div> <div><div></div><div></div><div></div><div></div></div> <div><div>X</div><div>0-0</div><div><div></div><div>SH5-3</div></div><div><div>1B</div></div><div><div></div><div></div></div></div> <tr><td><div>25 Austin Kearns, R
OBP: 0.397, SLG: 0.327</div><div>Chris Snelling, L
OBP: 0.356, SLG: 0.479</div><div>(1, 9)
(7, 9)</div><div><div>C
SAFE</div><div>0-3</div><div><div>K</div><div></div></div><div><div>3</div></div><div><div></div><div></div></div></div><div><div></div><div></div><div></div><div></div></div><div><div>X</div><div>0-0</div><div><div>G2-3</div><div></div></div><div><div>2</div></div><div><div></div><div></div></div></div><div><div></div><div></div><div></div><div></div></div><div><div>B
SAFE</div><div>4-2</div><div><div></div><div>BB</div></div><div><div></div></div><div><div></div><div></div></div></div><div><div>1-2</div><div><div>K</div><div></div></div><div><div>BB</div></div><div><div></div><div></div></div></div><div><div>B
SAFE</div><div>2-3</div><div><div></div><div></div></div><div><div>1</div><div>B
B
B
X</div></div><div><div></div><div></div></div></div><div><div>1-2</div><div><div></div><div>BB</div></div><div><div>2</div></div><div><div></div><div></div></div></div><tr><td><div>21 Dmitri Young, S
OBP: 0.286, SLG: 0.424</div><div>33 Larry Broadway, L
OBP: 0.429, SLG: 0.400</div><div>(1, 3)
(8, 3)</div><div><div>C
SAFE</div><div>1-3</div><div><div>K</div><div></div></div><div><div>1</div><div>B
B
B
X</div></div><div><div></div><div></div></div></div><div><div></div><div></div><div></div><div></div></div><div><div>F
B
B
C</div><div>2-3</div><div><div>K</div><div></div></div><div><div>3</div></div><div><div></div><div></div></div></div><div><div></div><div></div><div></div><div></div></div><div><div>S
X</div><div>0-1</div><div><div>F9</div><div></div></div><div><div>3</div></div><div><div></div><div></div></div></div><div><div></div><div></div><div></div><div></div></div><div><div>C
X</div><div>0-1</div><div><div></div><div>FC3</div></div><div><div>77
E</div><div>3
WP</div></div><div><div>1B</div></div><div><div></div><div></div></div></div><tr><td><div>Brian Schneider, L
OBP: 0.344, SLG: 0.548</div><div>3 Jesus Flores, R
OBP: 0.576, SLG: 0.897</div><div>(1, 2)
(8, 2)</div><div><div>B
F
X</div><div>1-1</div><div><div>G4-3</div><div></div></div><div><div>2</div></div><div><div></div><div></div></div></div><div><div></div><div></div><div></div><div></div></div><div><div>S
B
B
X</div><div>2-2</div><div><div>G2-3</div><div></div></div><div><div>1</div></div><div><div></div><div></div></div></div><div><div></div><div></div><div></div><div></div></div><div><div>S
B
B
X</div><div>2-2</div><div><div>F8</div><div></div></div><div><div>1</div></div><div><div></div><div></div></div></div><div><div></div><div></div><div></div><div></div></div><div><div>C
B
B
B
C
C
X</div><div>4-2</div><div><div>77
E</div><div>5
1B</div></div><div><div>BB</div></div><div><div></div><div></div></div></div><tr><td><div>Ryan Church, L
OBP: 0.299, SLG: 0.311</div><div>77 Abraham Nunez, S
OBP: 0.260, SLG: 0.295</div><div>(1, 8)
(7, 8)</div><div><div>B
X</div><div>1-0</div><div><div>5
1B</div><div></div></div><div><div>1B</div></div><div><div></div><div></div></div></div><div><div></div><div></div><div></div><div></div></div><div><div>C
SAFE</div><div>2-3</div><div><div>K</div><div></div></div><div><div>2</div></div><div><div></div><div></div></div></div><div><div></div><div></div><div></div><div></div></div><div><div>F
F
B
X</div><div>1-2</div><div><div>F7</div><div></div></div><div><div>2</div></div><div><div></div><div></div></div></div><div><div></div><div></div><div></div><div></div></div><div><div>C
F
B
X</div><div>1-2</div><div><div>FC3</div><div>5
1B</div></div><div><div>1-3
2-H</div></div><div><div></div><div></div></div></div><tr><td><div>5 Kory Casto, L
OBP: 0.389, SLG: 0.362</div><div></div><div>(1, 7)</div><div><div>X</div><div>0-0</div><div><div></div><div>41
BB</div></div><div><div>1B</div></div><div><div></div><div></div></div></div><div><div></div><div></div><div></div><div></div></div><div><div>S
B
B
X</div><div>2-3</div><div><div>K</div><div></div></div><div><div>3</div></div><div><div></div><div></div></div></div><div><div></div><div></div><div></div><div></div></div><div><div>C
B
B
X</div><div>1-2</div><div><div>G4-3</div><div></div></div><div><div>3</div></div><div><div></div><div></div></div></div><div><div></div><div></div><div></div><div></div></div><div><div>C
X</div><div>0-1</div><div><div></div><div>S</div></div><div><div>1B</div></div><div><div></div><div></div></div></div><tr><td><div>41 Shawn Hill, R</div><div>9 Bernie Castro, S
OBP: 0.435, SLG: 0.350</div><div>34 Ray King, L</div><div>Jon Rauch, R</div><div>10 Ronnie Belliard, R
OBP: 0.277, SLG: 0.372</div><div>32 Chad Cordero, R</div><div>43 Jesus Colome, R</div><div>92 Roger Bernadina, L
OBP: 0.222, SLG: 0.125</div><div>(1, 1)
(7, PH)
(8, 1)
(8, 1)
(8, PH)
(9, 1)
(10, 1)
(10, PH)</div><div><div>C
B
B
B
B</div><div>4-2</div><div><div></div><div>BB</div></div><div><div></div></div><div><div></div><div></div></div></div><div><div></div><div></div><div></div><div></div></div><div><div>C
SAFE</div><div>0-3</div><div><div>K</div><div></div></div><div><div>1</div></div><div><div></div><div></div></div></div><div><div></div><div></div><div></div><div></div></div><div><div>B
C
B
B
X</div><div>3-2</div><div><div>1B</div><div>PB</div></div><div><div>1B</div></div><div><div></div><div></div></div></div><tr><td><div>40 Daniel Cabrera, R
ERA: 2.63</div><div>46 Jeremy Guthrie, R
ERA: 1.2</div><div>51 Scott Williamson, R
ERA: 1.08</div><div>28 Danyys Baez, R
ERA: 4.35</div><div>82 Steve Green, R
ERA: 1.69</div><div>(1, 1)
(5, 1)
(7, 1)
(8, 1)
(9, 1)</div><div><div>IP</div><div>WLS</div><div>BF</div><div>H</div><div>R</div><div>ER</div><div>SO</div><div>BB</div><div>IBB</div><div>HBP</div><div>BLK</div><div>WP</div><div>HR</div><div>S</div><div>P</div><div>ERA</div><div>WHIP</div></div><tr><td><div>PITCHER</div><div>Andy Mitchell, R
ERA:</div><div>(10, 1)</div><div><div>IP</div><div>WLS</div><div>BF</div><div>H</div><div>R</div><div>ER</div><div>SO</div><div>BB</div><div>IBB</div><div>HBP</div><div>BLK</div><div>WP</div><div>HR</div><div>S</div><div>P</div><div>ERA</div><div>WHIP</div></div></td></tr></td></tr></td></tr></td></tr></td></tr></td></tr></td></tr></td></tr>
 | <div>25 Austin Kearns, R
OBP: 0.397, SLG: 0.327</div> <div>Chris Snelling, L
OBP: 0.356, SLG: 0.479</div> <div>(1, 9)
(7, 9)</div> <div><div>C
SAFE</div><div>0-3</div><div><div>K</div><div></div></div><div><div>3</div></div><div><div></div><div></div></div></div> <div><div></div><div></div><div></div><div></div></div> <div><div>X</div><div>0-0</div><div><div>G2-3</div><div></div></div><div><div>2</div></div><div><div></div><div></div></div></div> <div><div></div><div></div><div></div><div></div></div> <div><div>B
SAFE</div><div>4-2</div><div><div></div><div>BB</div></div><div><div></div></div><div><div></div><div></div></div></div> <div><div>1-2</div><div><div>K</div><div></div></div><div><div>BB</div></div><div><div></div><div></div></div></div> <div><div>B
SAFE</div><div>2-3</div><div><div></div><div></div></div><div><div>1</div><div>B
B
B
X</div></div><div><div></div><div></div></div></div> <div><div>1-2</div><div><div></div><div>BB</div></div><div><div>2</div></div><div><div></div><div></div></div></div> <tr><td><div>21 Dmitri Young, S
OBP: 0.286, SLG: 0.424</div><div>33 Larry Broadway, L
OBP: 0.429, SLG: 0.400</div><div>(1, 3)
(8, 3)</div><div><div>C
SAFE</div><div>1-3</div><div><div>K</div><div></div></div><div><div>1</div><div>B
B
B
X</div></div><div><div></div><div></div></div></div><div><div></div><div></div><div></div><div></div></div><div><div>F
B
B
C</div><div>2-3</div><div><div>K</div><div></div></div><div><div>3</div></div><div><div></div><div></div></div></div><div><div></div><div></div><div></div><div></div></div><div><div>S
X</div><div>0-1</div><div><div>F9</div><div></div></div><div><div>3</div></div><div><div></div><div></div></div></div><div><div></div><div></div><div></div><div></div></div><div><div>C
X</div><div>0-1</div><div><div></div><div>FC3</div></div><div><div>77
E</div><div>3
WP</div></div><div><div>1B</div></div><div><div></div><div></div></div></div><tr><td><div>Brian Schneider, L
OBP: 0.344, SLG: 0.548</div><div>3 Jesus Flores, R
OBP: 0.576, SLG: 0.897</div><div>(1, 2)
(8, 2)</div><div><div>B
F
X</div><div>1-1</div><div><div>G4-3</div><div></div></div><div><div>2</div></div><div><div></div><div></div></div></div><div><div></div><div></div><div></div><div></div></div><div><div>S
B
B
X</div><div>2-2</div><div><div>G2-3</div><div></div></div><div><div>1</div></div><div><div></div><div></div></div></div><div><div></div><div></div><div></div><div></div></div><div><div>S
B
B
X</div><div>2-2</div><div><div>F8</div><div></div></div><div><div>1</div></div><div><div></div><div></div></div></div><div><div></div><div></div><div></div><div></div></div><div><div>C
B
B
B
C
C
X</div><div>4-2</div><div><div>77
E</div><div>5
1B</div></div><div><div>BB</div></div><div><div></div><div></div></div></div><tr><td><div>Ryan Church, L
OBP: 0.299, SLG: 0.311</div><div>77 Abraham Nunez, S
OBP: 0.260, SLG: 0.295</div><div>(1, 8)
(7, 8)</div><div><div>B
X</div><div>1-0</div><div><div>5
1B</div><div></div></div><div><div>1B</div></div><div><div></div><div></div></div></div><div><div></div><div></div><div></div><div></div></div><div><div>C
SAFE</div><div>2-3</div><div><div>K</div><div></div></div><div><div>2</div></div><div><div></div><div></div></div></div><div><div></div><div></div><div></div><div></div></div><div><div>F
F
B
X</div><div>1-2</div><div><div>F7</div><div></div></div><div><div>2</div></div><div><div></div><div></div></div></div><div><div></div><div></div><div></div><div></div></div><div><div>C
F
B
X</div><div>1-2</div><div><div>FC3</div><div>5
1B</div></div><div><div>1-3
2-H</div></div><div><div></div><div></div></div></div><tr><td><div>5 Kory Casto, L
OBP: 0.389, SLG: 0.362</div><div></div><div>(1, 7)</div><div><div>X</div><div>0-0</div><div><div></div><div>41
BB</div></div><div><div>1B</div></div><div><div></div><div></div></div></div><div><div></div><div></div><div></div><div></div></div><div><div>S
B
B
X</div><div>2-3</div><div><div>K</div><div></div></div><div><div>3</div></div><div><div></div><div></div></div></div><div><div></div><div></div><div></div><div></div></div><div><div>C
B
B
X</div><div>1-2</div><div><div>G4-3</div><div></div></div><div><div>3</div></div><div><div></div><div></div></div></div><div><div></div><div></div><div></div><div></div></div><div><div>C
X</div><div>0-1</div><div><div></div><div>S</div></div><div><div>1B</div></div><div><div></div><div></div></div></div><tr><td><div>41 Shawn Hill, R</div><div>9 Bernie Castro, S
OBP: 0.435, SLG: 0.350</div><div>34 Ray King, L</div><div>Jon Rauch, R</div><div>10 Ronnie Belliard, R
OBP: 0.277, SLG: 0.372</div><div>32 Chad Cordero, R</div><div>43 Jesus Colome, R</div><div>92 Roger Bernadina, L
OBP: 0.222, SLG: 0.125</div><div>(1, 1)
(7, PH)
(8, 1)
(8, 1)
(8, PH)
(9, 1)
(10, 1)
(10, PH)</div><div><div>C
B
B
B
B</div><div>4-2</div><div><div></div><div>BB</div></div><div><div></div></div><div><div></div><div></div></div></div><div><div></div><div></div><div></div><div></div></div><div><div>C
SAFE</div><div>0-3</div><div><div>K</div><div></div></div><div><div>1</div></div><div><div></div><div></div></div></div><div><div></div><div></div><div></div><div></div></div><div><div>B
C
B
B
X</div><div>3-2</div><div><div>1B</div><div>PB</div></div><div><div>1B</div></div><div><div></div><div></div></div></div><tr><td><div>40 Daniel Cabrera, R
ERA: 2.63</div><div>46 Jeremy Guthrie, R
ERA: 1.2</div><div>51 Scott Williamson, R
ERA: 1.08</div><div>28 Danyys Baez, R
ERA: 4.35</div><div>82 Steve Green, R
ERA: 1.69</div><div>(1, 1)
(5, 1)
(7, 1)
(8, 1)
(9, 1)</div><div><div>IP</div><div>WLS</div><div>BF</div><div>H</div><div>R</div><div>ER</div><div>SO</div><div>BB</div><div>IBB</div><div>HBP</div><div>BLK</div><div>WP</div><div>HR</div><div>S</div><div>P</div><div>ERA</div><div>WHIP</div></div><tr><td><div>PITCHER</div><div>Andy Mitchell, R
ERA:</div><div>(10, 1)</div><div><div>IP</div><div>WLS</div><div>BF</div><div>H</div><div>R</div><div>ER</div><div>SO</div><div>BB</div><div>IBB</div><div>HBP</div><div>BLK</div><div>WP</div><div>HR</div><div>S</div><div>P</div><div>ERA</div><div>WHIP</div></div></td></tr></td></tr></td></tr></td></tr></td></tr></td></tr></td></tr> | <div>21 Dmitri Young, S
OBP: 0.286, SLG: 0.424</div> <div>33 Larry Broadway, L
OBP: 0.429, SLG: 0.400</div> <div>(1, 3)
(8, 3)</div> <div><div>C
SAFE</div><div>1-3</div><div><div>K</div><div></div></div><div><div>1</div><div>B
B
B
X</div></div><div><div></div><div></div></div></div> <div><div></div><div></div><div></div><div></div></div> <div><div>F
B
B
C</div><div>2-3</div><div><div>K</div><div></div></div><div><div>3</div></div><div><div></div><div></div></div></div> <div><div></div><div></div><div></div><div></div></div> <div><div>S
X</div><div>0-1</div><div><div>F9</div><div></div></div><div><div>3</div></div><div><div></div><div></div></div></div> <div><div></div><div></div><div></div><div></div></div> <div><div>C
X</div><div>0-1</div><div><div></div><div>FC3</div></div><div><div>77
E</div><div>3
WP</div></div><div><div>1B</div></div><div><div></div><div></div></div></div> <tr><td><div>Brian
Schneider, L
OBP: 0.344, SLG: 0.548</div><div>3 Jesus Flores, R
OBP: 0.576, SLG: 0.897</div><div>(1, 2)
(8, 2)</div><div><div>B
F
X</div><div>1-1</div><div><div>G4-3</div><div></div></div><div><div>2</div></div><div><div></div><div></div></div></div><div><div></div><div></div><div></div><div></div></div><div><div>S
B
B
X</div><div>2-2</div><div><div>G2-3</div><div></div></div><div><div>1</div></div><div><div></div><div></div></div></div><div><div></div><div></div><div></div><div></div></div><div><div>S
B
B
X</div><div>2-2</div><div><div>F8</div><div></div></div><div><div>1</div></div><div><div></div><div></div></div></div><div><div></div><div></div><div></div><div></div></div><div><div>C
B
B
B
C
C
X</div><div>4-2</div><div><div>77
E</div><div>5
1B</div></div><div><div>BB</div></div><div><div></div><div></div></div></div><tr><td><div>Ryan Church, L
OBP: 0.299, SLG: 0.311</div><div>77 Abraham Nunez, S
OBP: 0.260, SLG: 0.295</div><div>(1, 8)
(7, 8)</div><div><div>B
X</div><div>1-0</div><div><div>5
1B</div><div></div></div><div><div>1B</div></div><div><div></div><div></div></div></div><div><div></div><div></div><div></div><div></div></div><div><div>C
SAFE</div><div>2-3</div><div><div>K</div><div></div></div><div><div>2</div></div><div><div></div><div></div></div></div><div><div></div><div></div><div></div><div></div></div><div><div>F
F
B
X</div><div>1-2</div><div><div>F7</div><div></div></div><div><div>2</div></div><div><div></div><div></div></div></div><div><div></div><div></div><div></div><div></div></div><div><div>C
F
B
X</div><div>1-2</div><div><div>FC3</div><div>5
1B</div></div><div><div>1-3
2-H</div></div><div><div></div><div></div></div></div><tr><td><div>5 Kory Casto, L
OBP: 0.389, SLG: 0.362</div><div></div><div>(1, 7)</div><div><div>X</div><div>0-0</div><div><div></div><div>41
BB</div></div><div><div>1B</div></div><div><div></div><div></div></div></div><div><div></div><div></div><div></div><div></div></div><div><div>S
B
B
X</div><div>2-3</div><div><div>K</div><div></div></div><div><div>3</div></div><div><div></div><div></div></div></div><div><div></div><div></div><div></div><div></div></div><div><div>C
B
B
X</div><div>1-2</div><div><div>G4-3</div><div></div></div><div><div>3</div></div><div><div></div><div></div></div></div><div><div></div><div></div><div></div><div></div></div><div><div>C
X</div><div>0-1</div><div><div></div><div>S</div></div><div><div>1B</div></div><div><div></div><div></div></div></div><tr><td><div>41 Shawn Hill, R</div><div>9 Bernie Castro, S
OBP: 0.435, SLG: 0.350</div><div>34 Ray King, L</div><div>Jon Rauch, R</div><div>10 Ronnie Belliard, R
OBP: 0.277, SLG: 0.372</div><div>32 Chad Cordero, R</div><div>43 Jesus Colome, R</div><div>92 Roger Bernadina, L
OBP: 0.222, SLG: 0.125</div><div>(1, 1)
(7, PH)
(8, 1)
(8, 1)
(8, PH)
(9, 1)
(10, 1)
(10, PH)</div><div><div>C
B
B
B
B</div><div>4-2</div><div><div></div><div>BB</div></div><div><div></div></div><div><div></div><div></div></div></div><div><div></div><div></div><div></div><div></div></div><div><div>C
SAFE</div><div>0-3</div><div><div>K</div><div></div></div><div><div>1</div></div><div><div></div><div></div></div></div><div><div></div><div></div><div></div><div></div></div><div><div>B
C
B
B
X</div><div>3-2</div><div><div>1B</div><div>PB</div></div><div><div>1B</div></div><div><div></div><div></div></div></div><tr><td><div>40 Daniel Cabrera, R
ERA: 2.63</div><div>46 Jeremy Guthrie, R
ERA: 1.2</div><div>51 Scott Williamson, R
ERA: 1.08</div><div>28 Danyys Baez, R
ERA: 4.35</div><div>82 Steve Green, R
ERA: 1.69</div><div>(1, 1)
(5, 1)
(7, 1)
(8, 1)
(9, 1)</div><div><div>IP</div><div>WLS</div><div>BF</div><div>H</div><div>R</div><div>ER</div><div>SO</div><div>BB</div><div>IBB</div><div>HBP</div><div>BLK</div><div>WP</div><div>HR</div><div>S</div><div>P</div><div>ERA</div><div>WHIP</div></div><tr><td><div>PITCHER</div><div>Andy Mitchell, R
ERA:</div><div>(10, 1)</div><div><div>IP</div><div>WLS</div><div>BF</div><div>H</div><div>R</div><div>ER</div><div>SO</div><div>BB</div><div>IBB</div><div>HBP</div><div>BLK</div><div>WP</div><div>HR</div><div>S</div><div>P</div><div>ERA</div><div>WHIP</div></div></td></tr></td></tr></td></tr></td></tr></td></tr></td></tr> | <div>Brian Schneider, L
OBP: 0.344, SLG: 0.548</div> <div>3 Jesus Flores, R
OBP: 0.576, SLG: 0.897</div> <div>(1, 2)
(8, 2)</div> <div><div>B
F
X</div><div>1-1</div><div><div>G4-3</div><div></div></div><div><div>2</div></div><div><div></div><div></div></div></div> <div><div></div><div></div><div></div><div></div></div> <div><div>S
B
B
X</div><div>2-2</div><div><div>G2-3</div><div></div></div><div><div>1</div></div><div><div></div><div></div></div></div> <div><div></div><div></div><div></div><div></div></div> <div><div>S
B
B
X</div><div>2-2</div><div><div>F8</div><div></div></div><div><div>1</div></div><div><div></div><div></div></div></div> <div><div></div><div></div><div></div><div></div></div> <div><div>C
B
B
B
C
C
X</div><div>4-2</div><div><div>77
E</div><div>5
1B</div></div><div><div>BB</div></div><div><div></div><div></div></div></div> <tr><td><div>Ryan Church, L
OBP: 0.299, SLG: 0.311</div><div>77 Abraham Nunez, S
OBP: 0.260, SLG: 0.295</div><div>(1, 8)
(7, 8)</div><div><div>B
X</div><div>1-0</div><div><div>5
1B</div><div></div></div><div><div>1B</div></div><div><div></div><div></div></div></div><div><div></div><div></div><div></div><div></div></div><div><div>C
SAFE</div><div>2-3</div><div><div>K</div><div></div></div><div><div>2</div></div><div><div></div><div></div></div></div><div><div></div><div></div><div></div><div></div></div><div><div>F
F
B
X</div><div>1-2</div><div><div>F7</div><div></div></div><div><div>2</div></div><div><div></div><div></div></div></div><div><div></div><div></div><div></div><div></div></div><div><div>C
F
B
X</div><div>1-2</div><div><div>FC3</div><div>5
1B</div></div><div><div>1-3
2-H</div></div><div><div></div><div></div></div></div><tr><td><div>5 Kory Casto, L
OBP: 0.389, SLG: 0.362</div><div></div><div>(1, 7)</div><div><div>X</div><div>0-0</div><div><div></div><div>41
BB</div></div><div><div>1B</div></div><div><div></div><div></div></div></div><div><div></div><div></div><div></div><div></div></div><div><div>S
B
B
X</div><div>2-3</div><div><div>K</div><div></div></div><div><div>3</div></div><div><div></div><div></div></div></div><div><div></div><div></div><div></div><div></div></div><div><div>C
B
B
X</div><div>1-2</div><div><div>G4-3</div><div></div></div><div><div>3</div></div><div><div></div><div></div></div></div><div><div></div><div></div><div></div><div></div></div><div><div>C
X</div><div>0-1</div><div><div></div><div>S</div></div><div><div>1B</div></div><div><div></div><div></div></div></div><tr><td><div>41 Shawn Hill, R</div><div>9 Bernie Castro, S
OBP: 0.435, SLG: 0.350</div><div>34 Ray King, L</div><div>Jon Rauch, R</div><div>10 Ronnie Belliard, R
OBP: 0.277, SLG: 0.372</div><div>32 Chad Cordero, R</div><div>43 Jesus Colome, R</div><div>92 Roger Bernadina, L
OBP: 0.222, SLG: 0.125</div><div>(1, 1)
(7, PH)
(8, 1)
(8, 1)
(8, PH)
(9, 1)
(10, 1)
(10,
PH)</div><div><div>C
B
B
B
B</div><div>4-2</div><div><div></div><div>BB</div></div><div><div></div></div><div><div></div><div></div></div></div><div><div></div><div></div><div></div><div></div></div><div><div>C
SAFE</div><div>0-3</div><div><div>K</div><div></div></div><div><div>1</div></div><div><div></div><div></div></div></div><div><div></div><div></div><div></div><div></div></div><div><div>B
C
B
B
X</div><div>3-2</div><div><div>1B</div><div>PB</div></div><div><div>1B</div></div><div><div></div><div></div></div></div><tr><td><div>40 Daniel Cabrera, R
ERA: 2.63</div><div>46 Jeremy Guthrie, R
ERA: 1.2</div><div>51 Scott Williamson, R
ERA: 1.08</div><div>28 Danyys Baez, R
ERA: 4.35</div><div>82 Steve Green, R
ERA: 1.69</div><div>(1, 1)
(5, 1)
(7, 1)
(8, 1)
(9, 1)</div><div><div>IP</div><div>WLS</div><div>BF</div><div>H</div><div>R</div><div>ER</div><div>SO</div><div>BB</div><div>IBB</div><div>HBP</div><div>BLK</div><div>WP</div><div>HR</div><div>S</div><div>P</div><div>ERA</div><div>WHIP</div></div><tr><td><div>PITCHER</div><div>Andy Mitchell, R
ERA:</div><div>(10, 1)</div><div><div>IP</div><div>WLS</div><div>BF</div><div>H</div><div>R</div><div>ER</div><div>SO</div><div>BB</div><div>IBB</div><div>HBP</div><div>BLK</div><div>WP</div><div>HR</div><div>S</div><div>P</div><div>ERA</div><div>WHIP</div></div></td></tr></td></tr></td></tr></td></tr></td></tr> | <div>Ryan Church, L
OBP: 0.299, SLG: 0.311</div> <div>77 Abraham Nunez, S
OBP: 0.260, SLG: 0.295</div> <div>(1, 8)
(7, 8)</div> <div><div>B
X</div><div>1-0</div><div><div>5
1B</div><div></div></div><div><div>1B</div></div><div><div></div><div></div></div></div> <div><div></div><div></div><div></div><div></div></div> <div><div>C
SAFE</div><div>2-3</div><div><div>K</div><div></div></div><div><div>2</div></div><div><div></div><div></div></div></div> <div><div></div><div></div><div></div><div></div></div> <div><div>F
F
B
X</div><div>1-2</div><div><div>F7</div><div></div></div><div><div>2</div></div><div><div></div><div></div></div></div> <div><div></div><div></div><div></div><div></div></div> <div><div>C
F
B
X</div><div>1-2</div><div><div>FC3</div><div>5
1B</div></div><div><div>1-3
2-H</div></div><div><div></div><div></div></div></div> <tr><td><div>5 Kory Casto, L
OBP: 0.389, SLG: 0.362</div><div></div><div>(1, 7)</div><div><div>X</div><div>0-0</div><div><div></div><div>41
BB</div></div><div><div>1B</div></div><div><div></div><div></div></div></div><div><div></div><div></div><div></div><div></div></div><div><div>S
B
B
X</div><div>2-3</div><div><div>K</div><div></div></div><div><div>3</div></div><div><div></div><div></div></div></div><div><div></div><div></div><div></div><div></div></div><div><div>C
B
B
X</div><div>1-2</div><div><div>G4-3</div><div></div></div><div><div>3</div></div><div><div></div><div></div></div></div><div><div></div><div></div><div></div><div></div></div><div><div>C
X</div><div>0-1</div><div><div></div><div>S</div></div><div><div>1B</div></div><div><div></div><div></div></div></div><tr><td><div>41 Shawn Hill, R</div><div>9 Bernie Castro, S
OBP: 0.435, SLG: 0.350</div><div>34 Ray King, L</div><div>Jon Rauch, R</div><div>10 Ronnie Belliard, R
OBP: 0.277, SLG: 0.372</div><div>32 Chad Cordero, R</div><div>43 Jesus Colome, R</div><div>92 Roger Bernadina, L
OBP: 0.222, SLG: 0.125</div><div>(1, 1)
(7, PH)
(8, 1)
(8, 1)
(8, PH)
(9, 1)
(10, 1)
(10, PH)</div><div><div>C
B
B
B
B</div><div>4-2</div><div><div></div><div>BB</div></div><div><div></div></div><div><div></div><div></div></div></div><div><div></div><div></div><div></div><div></div></div><div><div>C
SAFE</div><div>0-3</div><div><div>K</div><div></div></div><div><div>1</div></div><div><div></div><div></div></div></div><div><div></div><div></div><div></div><div></div></div><div><div>B
C
B
B
X</div><div>3-2</div><div><div>1B</div><div>PB</div></div><div><div>1B</div></div><div><div></div><div></div></div></div><tr><td><div>40 Daniel Cabrera, R
ERA: 2.63</div><div>46 Jeremy Guthrie, R
ERA: 1.2</div><div>51 Scott Williamson, R
ERA: 1.08</div><div>28 Danyys Baez, R
ERA: 4.35</div><div>82 Steve Green, R
ERA: 1.69</div><div>(1, 1)
(5, 1)
(7, 1)
(8, 1)
(9, 1)</div><div><div>IP</div><div>WLS</div><div>BF</div><div>H</div><div>R</div><div>ER</div><div>SO</div><div>BB</div><div>IBB</div><div>HBP</div><div>BLK</div><div>WP</div><div>HR</div><div>S</div><div>P</div><div>ERA</div><div>WHIP</div></div><tr><td><div>PITCHER</div><div>Andy Mitchell, R
ERA:</div><div>(10, 1)</div><div><div>IP</div><div>WLS</div><div>BF</div><div>H</div><div>R</div><div>ER</div><div>SO</div><div>BB</div><div>IBB</div><div>HBP</div><div>BLK</div><div>WP</div><div>HR</div><div>S</div><div>P</div><div>ERA</div><div>WHIP</div></div></td></tr></td></tr></td></tr></td></tr> | <div>5 Kory Casto, L
OBP: 0.389, SLG: 0.362</div> <div></div> <div>(1, 7)</div> <div><div>X</div><div>0-0</div><div><div></div><div>41
BB</div></div><div><div>1B</div></div><div><div></div><div></div></div></div> <div><div></div><div></div><div></div><div></div></div> <div><div>S
B
B
X</div><div>2-3</div><div><div>K</div><div></div></div><div><div>3</div></div><div><div></div><div></div></div></div> <div><div></div><div></div><div></div><div></div></div> <div><div>C
B
B
X</div><div>1-2</div><div><div>G4-3</div><div></div></div><div><div>3</div></div><div><div></div><div></div></div></div> <div><div></div><div></div><div></div><div></div></div> <div><div>C
X</div><div>0-1</div><div><div></div><div>S</div></div><div><div>1B</div></div><div><div></div><div></div></div></div> <tr><td><div>41 Shawn Hill, R</div><div>9 Bernie Castro, S
OBP: 0.435, SLG: 0.350</div><div>34 Ray King, L</div><div>Jon Rauch, R</div><div>10 Ronnie Belliard, R
OBP: 0.277, SLG: 0.372</div><div>32 Chad Cordero, R</div><div>43 Jesus
Colome, R</div><div>92 Roger Bernadina, L
OBP: 0.222, SLG: 0.125</div><div>(1, 1)
(7, PH)
(8, 1)
(8, 1)
(8, PH)
(9, 1)
(10, 1)
(10, PH)</div><div><div>C
B
B
B
B</div><div>4-2</div><div><div></div><div>BB</div></div><div><div></div></div><div><div></div><div></div></div></div><div><div></div><div></div><div></div><div></div></div><div><div>C
SAFE</div><div>0-3</div><div><div>K</div><div></div></div><div><div>1</div></div><div><div></div><div></div></div></div><div><div></div><div></div><div></div><div></div></div><div><div>B
C
B
B
X</div><div>3-2</div><div><div>1B</div><div>PB</div></div><div><div>1B</div></div><div><div></div><div></div></div></div><tr><td><div>40 Daniel Cabrera, R
ERA: 2.63</div><div>46 Jeremy Guthrie, R
ERA: 1.2</div><div>51 Scott Williamson, R
ERA: 1.08</div><div>28 Danyys Baez, R
ERA: 4.35</div><div>82 Steve Green, R
ERA: 1.69</div><div>(1, 1)
(5, 1)
(7, 1)
(8, 1)
(9, 1)</div><div><div>IP</div><div>WLS</div><div>BF</div><div>H</div><div>R</div><div>ER</div><div>SO</div><div>BB</div><div>IBB</div><div>HBP</div><div>BLK</div><div>WP</div><div>HR</div><div>S</div><div>P</div><div>ERA</div><div>WHIP</div></div><tr><td><div>PITCHER</div><div>Andy Mitchell, R
ERA:</div><div>(10, 1)</div><div><div>IP</div><div>WLS</div><div>BF</div><div>H</div><div>R</div><div>ER</div><div>SO</div><div>BB</div><div>IBB</div><div>HBP</div><div>BLK</div><div>WP</div><div>HR</div><div>S</div><div>P</div><div>ERA</div><div>WHIP</div></div></td></tr></td></tr></td></tr> | <div>41 Shawn Hill, R</div> <div>9 Bernie Castro, S
OBP: 0.435, SLG: 0.350</div> <div>34 Ray King, L</div> <div>Jon Rauch, R</div> <div>10 Ronnie Belliard, R
OBP: 0.277, SLG: 0.372</div> <div>32 Chad Cordero, R</div> <div>43 Jesus Colome, R</div> <div>92 Roger Bernadina, L
OBP: 0.222, SLG: 0.125</div> <div>(1, 1)
(7, PH)
(8, 1)
(8, 1)
(8, PH)
(9, 1)
(10, 1)
(10, PH)</div> <div><div>C
B
B
B
B</div><div>4-2</div><div><div></div><div>BB</div></div><div><div></div></div><div><div></div><div></div></div></div> <div><div></div><div></div><div></div><div></div></div> <div><div>C
SAFE</div><div>0-3</div><div><div>K</div><div></div></div><div><div>1</div></div><div><div></div><div></div></div></div> <div><div></div><div></div><div></div><div></div></div> <div><div>B
C
B
B
X</div><div>3-2</div><div><div>1B</div><div>PB</div></div><div><div>1B</div></div><div><div></div><div></div></div></div> <tr><td><div>40 Daniel Cabrera, R
ERA: 2.63</div><div>46 Jeremy Guthrie, R
ERA: 1.2</div><div>51 Scott Williamson, R
ERA: 1.08</div><div>28 Danyys Baez, R
ERA: 4.35</div><div>82 Steve Green, R
ERA: 1.69</div><div>(1, 1)
(5, 1)
(7, 1)
(8, 1)
(9, 1)</div><div><div>IP</div><div>WLS</div><div>BF</div><div>H</div><div>R</div><div>ER</div><div>SO</div><div>BB</div><div>IBB</div><div>HBP</div><div>BLK</div><div>WP</div><div>HR</div><div>S</div><div>P</div><div>ERA</div><div>WHIP</div></div><tr><td><div>PITCHER</div><div>Andy Mitchell, R
ERA:</div><div>(10, 1)</div><div><div>IP</div><div>WLS</div><div>BF</div><div>H</div><div>R</div><div>ER</div><div>SO</div><div>BB</div><div>IBB</div><div>HBP</div><div>BLK</div><div>WP</div><div>HR</div><div>S</div><div>P</div><div>ERA</div><div>WHIP</div></div></td></tr></td></tr> | <div>40 Daniel Cabrera, R
ERA: 2.63</div> <div>46 Jeremy Guthrie, R
ERA: 1.2</div> <div>51 Scott Williamson, R
ERA: 1.08</div> <div>28 Danyys Baez, R
ERA: 4.35</div> <div>82 Steve Green, R
ERA: 1.69</div> <div>(1, 1)
(5, 1)
(7, 1)
(8, 1)
(9, 1)</div> <div><div>IP</div><div>WLS</div><div>BF</div><div>H</div><div>R</div><div>ER</div><div>SO</div><div>BB</div><div>IBB</div><div>HBP</div><div>BLK</div><div>WP</div><div>HR</div><div>S</div><div>P</div><div>ERA</div><div>WHIP</div></div> <tr><td><div>PITCHER</div><div>Andy Mitchell, R
ERA:</div><div>(10, 1)</div><div><div>IP</div><div>WLS</div><div>BF</div><div>H</div><div>R</div><div>ER</div><div>SO</div><div>BB</div><div>IBB</div><div>HBP</div><div>BLK</div><div>WP</div><div>HR</div><div>S</div><div>P</div><div>ERA</div><div>WHIP</div></div></td></tr> | <div>PITCHER</div> <div>Andy Mitchell, R
ERA:</div> <div>(10, 1)</div> <div><div>IP</div><div>WLS</div><div>BF</div><div>H</div><div>R</div><div>ER</div><div>SO</div><div>BB</div><div>IBB</div><div>HBP</div><div>BLK</div><div>WP</div><div>HR</div><div>S</div><div>P</div><div>ERA</div><div>WHIP</div></div>
 | | | | | | | | | | | | | | | | | | | | | | | | | | | | | | | | | | | | |
| <div>25 Austin Kearns, R
OBP: 0.397, SLG: 0.327</div> <div>Chris Snelling, L
OBP: 0.356, SLG: 0.479</div> <div>(1, 9)
(7, 9)</div> <div><div>C
SAFE</div><div>0-3</div><div><div>K</div><div></div></div><div><div>3</div></div><div><div></div><div></div></div></div> <div><div></div><div></div><div></div><div></div></div> <div><div>X</div><div>0-0</div><div><div>G2-3</div><div></div></div><div><div>2</div></div><div><div></div><div></div></div></div> <div><div></div><div></div><div></div><div></div></div> <div><div>B
SAFE</div><div>4-2</div><div><div></div><div>BB</div></div><div><div></div></div><div><div></div><div></div></div></div> <div><div>1-2</div><div><div>K</div><div></div></div><div><div>BB</div></div><div><div></div><div></div></div></div> <div><div>B
SAFE</div><div>2-3</div><div><div></div><div></div></div><div><div>1</div><div>B
B
B
X</div></div><div><div></div><div></div></div></div> <div><div>1-2</div><div><div></div><div>BB</div></div><div><div>2</div></div><div><div></div><div></div></div></div> <tr><td><div>21 Dmitri Young, S
OBP: 0.286, SLG: 0.424</div><div>33 Larry Broadway, L
OBP: 0.429, SLG: 0.400</div><div>(1, 3)
(8, 3)</div><div><div>C
SAFE</div><div>1-3</div><div><div>K</div><div></div></div><div><div>1</div><div>B
B
B
X</div></div><div><div></div><div></div></div></div><div><div></div><div></div><div></div><div></div></div><div><div>F
B
B
C</div><div>2-3</div><div><div>K</div><div></div></div><div><div>3</div></div><div><div></div><div></div></div></div><div><div></div><div></div><div></div><div></div></div><div><div>S
X</div><div>0-1</div><div><div>F9</div><div></div></div><div><div>3</div></div><div><div></div><div></div></div></div><div><div></div><div></div><div></div><div></div></div><div><div>C
X</div><div>0-1</div><div><div></div><div>FC3</div></div><div><div>77
E</div><div>3
WP</div></div><div><div>1B</div></div><div><div></div><div></div></div></div><tr><td><div>Brian Schneider, L
OBP: 0.344, SLG: 0.548</div><div>3 Jesus Flores, R
OBP: 0.576, SLG: 0.897</div><div>(1, 2)
(8, 2)</div><div><div>B
F
X</div><div>1-1</div><div><div>G4-3</div><div></div></div><div><div>2</div></div><div><div></div><div></div></div></div><div><div></div><div></div><div></div><div></div></div><div><div>S
B
B
X</div><div>2-2</div><div><div>G2-3</div><div></div></div><div><div>1</div></div><div><div></div><div></div></div></div><div><div></div><div></div><div></div><div></div></div><div><div>S
B
B
X</div><div>2-2</div><div><div>F8</div><div></div></div><div><div>1</div></div><div><div></div><div></div></div></div><div><div></div><div></div><div></div><div></div></div><div><div>C
B
B
B
C
C
X</div><div>4-2</div><div><div>77
E</div><div>5
1B</div></div><div><div>BB</div></div><div><div></div><div></div></div></div><tr><td><div>Ryan Church, L
OBP: 0.299, SLG: 0.311</div><div>77 Abraham Nunez, S
OBP: 0.260, SLG: 0.295</div><div>(1, 8)
(7, 8)</div><div><div>B
X</div><div>1-0</div><div><div>5
1B</div><div></div></div><div><div>1B</div></div><div><div></div><div></div></div></div><div><div></div><div></div><div></div><div></div></div><div><div>C
SAFE</div><div>2-3</div><div><div>K</div><div></div></div><div><div>2</div></div><div><div></div><div></div></div></div><div><div></div><div></div><div></div><div></div></div><div><div>F
F
B
X</div><div>1-2</div><div><div>F7</div><div></div></div><div><div>2</div></div><div><div></div><div></div></div></div><div><div></div><div></div><div></div><div></div></div><div><div>C
F
B
X</div><div>1-2</div><div><div>FC3</div><div>5
1B</div></div><div><div>1-3
2-H</div></div><div><div></div><div></div></div></div><tr><td><div>5 Kory Casto, L
OBP: 0.389, SLG: 0.362</div><div></div><div>(1, 7)</div><div><div>X</div><div>0-0</div><div><div></div><div>41
BB</div></div><div><div>1B</div></div><div><div></div><div></div></div></div><div><div></div><div></div><div></div><div></div></div><div><div>S
B
B
X</div><div>2-3</div><div><div>K</div><div></div></div><div><div>3</div></div><div><div></div><div></div></div></div><div><div></div><div></div><div></div><div></div></div><div><div>C
B
B
X</div><div>1-2</div><div><div>G4-3</div><div></div></div><div><div>3</div></div><div><div></div><div></div></div></div><div><div></div><div></div><div></div><div></div></div><div><div>C
X</div><div>0-1</div><div><div></div><div>S</div></div><div><div>1B</div></div><div><div></div><div></div></div></div><tr><td><div>41 Shawn Hill, R</div><div>9 Bernie Castro, S
OBP: 0.435, SLG: 0.350</div><div>34 Ray King, L</div><div>Jon Rauch, R</div><div>10 Ronnie Belliard, R
OBP: 0.277, SLG: 0.372</div><div>32 Chad Cordero, R</div><div>43 Jesus Colome, R</div><div>92 Roger Bernadina, L
OBP: 0.222, SLG: 0.125</div><div>(1, 1)
(7, PH)
(8, 1)
(8, 1)
(8, PH)
(9, 1)
(10, 1)
(10, PH)</div><div><div>C
B
B
B
B</div><div>4-2</div><div><div></div><div>BB</div></div><div><div></div></div><div><div></div><div></div></div></div><div><div></div><div></div><div></div><div></div></div><div><div>C
SAFE</div><div>0-3</div><div><div>K</div><div></div></div><div><div>1</div></div><div><div></div><div></div></div></div><div><div></div><div></div><div></div><div></div></div><div><div>B
C
B
B
X</div><div>3-2</div><div><div>1B</div><div>PB</div></div><div><div>1B</div></div><div><div></div><div></div></div></div><tr><td><div>40 Daniel Cabrera, R
ERA: 2.63</div><div>46 Jeremy Guthrie, R
ERA: 1.2</div><div>51 Scott Williamson, R
ERA: 1.08</div><div>28 Danyys Baez, R
ERA: 4.35</div><div>82 Steve Green, R
ERA: 1.69</div><div>(1, 1)
(5, 1)
(7, 1)
(8, 1)
(9, 1)</div><div><div>IP</div><div>WLS</div><div>BF</div><div>H</div><div>R</div><div>ER</div><div>SO</div><div>BB</div><div>IBB</div><div>HBP</div><div>BLK</div><div>WP</div><div>HR</div><div>S</div><div>P</div><div>ERA</div><div>WHIP</div></div><tr><td><div>PITCHER</div><div>Andy Mitchell, R
ERA:</div><div>(10, 1)</div><div><div>IP</div><div>WLS</div><div>BF</div><div>H</div><div>R</div><div>ER</div><div>SO</div><div>BB</div><div>IBB</div><div>HBP</div><div>BLK</div><div>WP</div><div>HR</div><div>S</div><div>P</div><div>ERA</div><div>WHIP</div></div></td></tr></td></tr></td></tr></td></tr></td></tr></td></tr></td></tr>
 | <div>21 Dmitri Young, S
OBP: 0.286, SLG: 0.424</div> <div>33 Larry Broadway, L
OBP: 0.429, SLG: 0.400</div> <div>(1, 3)
(8, 3)</div> <div><div>C
SAFE</div><div>1-3</div><div><div>K</div><div></div></div><div><div>1</div><div>B
B
B
X</div></div><div><div></div><div></div></div></div> <div><div></div><div></div><div></div><div></div></div> <div><div>F
B
B
C</div><div>2-3</div><div><div>K</div><div></div></div><div><div>3</div></div><div><div></div><div></div></div></div> <div><div></div><div></div><div></div><div></div></div> <div><div>S
X</div><div>0-1</div><div><div>F9</div><div></div></div><div><div>3</div></div><div><div></div><div></div></div></div> <div><div></div><div></div><div></div><div></div></div> <div><div>C
X</div><div>0-1</div><div><div></div><div>FC3</div></div><div><div>77
E</div><div>3
WP</div></div><div><div>1B</div></div><div><div></div><div></div></div></div> <tr><td><div>Brian Schneider, L
OBP: 0.344, SLG: 0.548</div><div>3 Jesus Flores, R
OBP: 0.576, SLG: 0.897</div><div>(1, 2)
(8, 2)</div><div><div>B
F
X</div><div>1-1</div><div><div>G4-3</div><div></div></div><div><div>2</div></div><div><div></div><div></div></div></div><div><div></div><div></div><div></div><div></div></div><div><div>S
B
B
X</div><div>2-2</div><div><div>G2-3</div><div></div></div><div><div>1</div></div><div><div></div><div></div></div></div><div><div></div><div></div><div></div><div></div></div><div><div>S
B
B
X</div><div>2-2</div><div><div>F8</div><div></div></div><div><div>1</div></div><div><div></div><div></div></div></div><div><div></div><div></div><div></div><div></div></div><div><div>C
B
B
B
C
C
X</div><div>4-2</div><div><div>77
E</div><div>5
1B</div></div><div><div>BB</div></div><div><div></div><div></div></div></div><tr><td><div>Ryan Church, L
OBP: 0.299, SLG: 0.311</div><div>77 Abraham Nunez, S
OBP: 0.260, SLG: 0.295</div><div>(1, 8)
(7, 8)</div><div><div>B
X</div><div>1-0</div><div><div>5
1B</div><div></div></div><div><div>1B</div></div><div><div></div><div></div></div></div><div><div></div><div></div><div></div><div></div></div><div><div>C
SAFE</div><div>2-3</div><div><div>K</div><div></div></div><div><div>2</div></div><div><div></div><div></div></div></div><div><div></div><div></div><div></div><div></div></div><div><div>F
F
B
X</div><div>1-2</div><div><div>F7</div><div></div></div><div><div>2</div></div><div><div></div><div></div></div></div><div><div></div><div></div><div></div><div></div></div><div><div>C
F
B
X</div><div>1-2</div><div><div>FC3</div><div>5
1B</div></div><div><div>1-3
2-H</div></div><div><div></div><div></div></div></div><tr><td><div>5 Kory Casto, L
OBP: 0.389, SLG: 0.362</div><div></div><div>(1, 7)</div><div><div>X</div><div>0-0</div><div><div></div><div>41
BB</div></div><div><div>1B</div></div><div><div></div><div></div></div></div><div><div></div><div></div><div></div><div></div></div><div><div>S
B
B
X</div><div>2-3</div><div><div>K</div><div></div></div><div><div>3</div></div><div><div></div><div></div></div></div><div><div></div><div></div><div></div><div></div></div><div><div>C
B
B
X</div><div>1-2</div><div><div>G4-3</div><div></div></div><div><div>3</div></div><div><div></div><div></div></div></div><div><div></div><div></div><div></div><div></div></div><div><div>C
X</div><div>0-1</div><div><div></div><div>S</div></div><div><div>1B</div></div><div><div></div><div></div></div></div><tr><td><div>41 Shawn Hill, R</div><div>9 Bernie Castro, S
OBP: 0.435, SLG: 0.350</div><div>34 Ray King, L</div><div>Jon Rauch, R</div><div>10 Ronnie Belliard, R
OBP: 0.277, SLG: 0.372</div><div>32 Chad Cordero, R</div><div>43 Jesus Colome, R</div><div>92 Roger Bernadina, L
OBP: 0.222, SLG: 0.125</div><div>(1, 1)
(7, PH)
(8, 1)
(8, 1)
(8, PH)
(9, 1)
(10, 1)
(10, PH)</div><div><div>C
B
B
B
B</div><div>4-2</div><div><div></div><div>BB</div></div><div><div></div></div><div><div></div><div></div></div></div><div><div></div><div></div><div></div><div></div></div><div><div>C
SAFE</div><div>0-3</div><div><div>K</div><div></div></div><div><div>1</div></div><div><div></div><div></div></div></div><div><div></div><div></div><div></div><div></div></div><div><div>B
C
B
B
X</div><div>3-2</div><div><div>1B</div><div>PB</div></div><div><div>1B</div></div><div><div></div><div></div></div></div><tr><td><div>40 Daniel Cabrera, R
ERA: 2.63</div><div>46 Jeremy Guthrie, R
ERA: 1.2</div><div>51 Scott Williamson, R
ERA: 1.08</div><div>28 Danyys Baez, R
ERA: 4.35</div><div>82 Steve Green, R
ERA: 1.69</div><div>(1, 1)
(5, 1)
(7, 1)
(8, 1)
(9, 1)</div><div><div>IP</div><div>WLS</div><div>BF</div><div>H</div><div>R</div><div>ER</div><div>SO</div><div>BB</div><div>IBB</div><div>HBP</div><div>BLK</div><div>WP</div><div>HR</div><div>S</div><div>P</div><div>ERA</div><div>WHIP</div></div><tr><td><div>PITCHER</div><div>Andy Mitchell, R
ERA:</div><div>(10, 1)</div><div><div>IP</div><div>WLS</div><div>BF</div><div>H</div><div>R</div><div>ER</div><div>SO</div><div>BB</div><div>IBB</div><div>HBP</div><div>BLK</div><div>WP</div><div>HR</div><div>S</div><div>P</div><div>ERA</div><div>WHIP</div></div></td></tr></td></tr></td></tr></td></tr></td></tr></td></tr> | <div>Brian Schneider, L
OBP: 0.344, SLG: 0.548</div> <div>3 Jesus Flores, R
OBP: 0.576, SLG: 0.897</div> <div>(1, 2)
(8, 2)</div> <div><div>B
F
X</div><div>1-1</div><div><div>G4-3</div><div></div></div><div><div>2</div></div><div><div></div><div></div></div></div> <div><div></div><div></div><div></div><div></div></div> <div><div>S
B
B
X</div><div>2-2</div><div><div>G2-3</div><div></div></div><div><div>1</div></div><div><div></div><div></div></div></div> <div><div></div><div></div><div></div><div></div></div> <div><div>S
B
B
X</div><div>2-2</div><div><div>F8</div><div></div></div><div><div>1</div></div><div><div></div><div></div></div></div> <div><div></div><div></div><div></div><div></div></div> <div><div>C
B
B
B
C
C
X</div><div>4-2</div><div><div>77
E</div><div>5
1B</div></div><div><div>BB</div></div><div><div></div><div></div></div></div> <tr><td><div>Ryan Church, L
OBP:
0.299, SLG: 0.311</div><div>77 Abraham Nunez, S
OBP: 0.260, SLG: 0.295</div><div>(1, 8)
(7, 8)</div><div><div>B
X</div><div>1-0</div><div><div>5
1B</div><div></div></div><div><div>1B</div></div><div><div></div><div></div></div></div><div><div></div><div></div><div></div><div></div></div><div><div>C
SAFE</div><div>2-3</div><div><div>K</div><div></div></div><div><div>2</div></div><div><div></div><div></div></div></div><div><div></div><div></div><div></div><div></div></div><div><div>F
F
B
X</div><div>1-2</div><div><div>F7</div><div></div></div><div><div>2</div></div><div><div></div><div></div></div></div><div><div></div><div></div><div></div><div></div></div><div><div>C
F
B
X</div><div>1-2</div><div><div>FC3</div><div>5
1B</div></div><div><div>1-3
2-H</div></div><div><div></div><div></div></div></div><tr><td><div>5 Kory Casto, L
OBP: 0.389, SLG: 0.362</div><div></div><div>(1, 7)</div><div><div>X</div><div>0-0</div><div><div></div><div>41
BB</div></div><div><div>1B</div></div><div><div></div><div></div></div></div><div><div></div><div></div><div></div><div></div></div><div><div>S
B
B
X</div><div>2-3</div><div><div>K</div><div></div></div><div><div>3</div></div><div><div></div><div></div></div></div><div><div></div><div></div><div></div><div></div></div><div><div>C
B
B
X</div><div>1-2</div><div><div>G4-3</div><div></div></div><div><div>3</div></div><div><div></div><div></div></div></div><div><div></div><div></div><div></div><div></div></div><div><div>C
X</div><div>0-1</div><div><div></div><div>S</div></div><div><div>1B</div></div><div><div></div><div></div></div></div><tr><td><div>41 Shawn Hill, R</div><div>9 Bernie Castro, S
OBP: 0.435, SLG: 0.350</div><div>34 Ray King, L</div><div>Jon Rauch, R</div><div>10 Ronnie Belliard, R
OBP: 0.277, SLG: 0.372</div><div>32 Chad Cordero, R</div><div>43 Jesus Colome, R</div><div>92 Roger Bernadina, L
OBP: 0.222, SLG: 0.125</div><div>(1, 1)
(7, PH)
(8, 1)
(8, 1)
(8, PH)
(9, 1)
(10, 1)
(10, PH)</div><div><div>C
B
B
B
B</div><div>4-2</div><div><div></div><div>BB</div></div><div><div></div></div><div><div></div><div></div></div></div><div><div></div><div></div><div></div><div></div></div><div><div>C
SAFE</div><div>0-3</div><div><div>K</div><div></div></div><div><div>1</div></div><div><div></div><div></div></div></div><div><div></div><div></div><div></div><div></div></div><div><div>B
C
B
B
X</div><div>3-2</div><div><div>1B</div><div>PB</div></div><div><div>1B</div></div><div><div></div><div></div></div></div><tr><td><div>40 Daniel Cabrera, R
ERA: 2.63</div><div>46 Jeremy Guthrie, R
ERA: 1.2</div><div>51 Scott Williamson, R
ERA: 1.08</div><div>28 Danyys Baez, R
ERA: 4.35</div><div>82 Steve Green, R
ERA: 1.69</div><div>(1, 1)
(5, 1)
(7, 1)
(8, 1)
(9, 1)</div><div><div>IP</div><div>WLS</div><div>BF</div><div>H</div><div>R</div><div>ER</div><div>SO</div><div>BB</div><div>IBB</div><div>HBP</div><div>BLK</div><div>WP</div><div>HR</div><div>S</div><div>P</div><div>ERA</div><div>WHIP</div></div><tr><td><div>PITCHER</div><div>Andy Mitchell, R
ERA:</div><div>(10, 1)</div><div><div>IP</div><div>WLS</div><div>BF</div><div>H</div><div>R</div><div>ER</div><div>SO</div><div>BB</div><div>IBB</div><div>HBP</div><div>BLK</div><div>WP</div><div>HR</div><div>S</div><div>P</div><div>ERA</div><div>WHIP</div></div></td></tr></td></tr></td></tr></td></tr></td></tr> | <div>Ryan Church, L
OBP: 0.299, SLG: 0.311</div> <div>77 Abraham Nunez, S
OBP: 0.260, SLG: 0.295</div> <div>(1, 8)
(7, 8)</div> <div><div>B
X</div><div>1-0</div><div><div>5
1B</div><div></div></div><div><div>1B</div></div><div><div></div><div></div></div></div> <div><div></div><div></div><div></div><div></div></div> <div><div>C
SAFE</div><div>2-3</div><div><div>K</div><div></div></div><div><div>2</div></div><div><div></div><div></div></div></div> <div><div></div><div></div><div></div><div></div></div> <div><div>F
F
B
X</div><div>1-2</div><div><div>F7</div><div></div></div><div><div>2</div></div><div><div></div><div></div></div></div> <div><div></div><div></div><div></div><div></div></div> <div><div>C
F
B
X</div><div>1-2</div><div><div>FC3</div><div>5
1B</div></div><div><div>1-3
2-H</div></div><div><div></div><div></div></div></div> <tr><td><div>5 Kory Casto, L
OBP: 0.389, SLG: 0.362</div><div></div><div>(1, 7)</div><div><div>X</div><div>0-0</div><div><div></div><div>41
BB</div></div><div><div>1B</div></div><div><div></div><div></div></div></div><div><div></div><div></div><div></div><div></div></div><div><div>S
B
B
X</div><div>2-3</div><div><div>K</div><div></div></div><div><div>3</div></div><div><div></div><div></div></div></div><div><div></div><div></div><div></div><div></div></div><div><div>C
B
B
X</div><div>1-2</div><div><div>G4-3</div><div></div></div><div><div>3</div></div><div><div></div><div></div></div></div><div><div></div><div></div><div></div><div></div></div><div><div>C
X</div><div>0-1</div><div><div></div><div>S</div></div><div><div>1B</div></div><div><div></div><div></div></div></div><tr><td><div>41 Shawn Hill, R</div><div>9 Bernie Castro, S
OBP: 0.435, SLG: 0.350</div><div>34 Ray King, L</div><div>Jon Rauch, R</div><div>10 Ronnie Belliard, R
OBP: 0.277, SLG: 0.372</div><div>32 Chad Cordero, R</div><div>43 Jesus Colome, R</div><div>92 Roger Bernadina, L
OBP: 0.222, SLG: 0.125</div><div>(1, 1)
(7, PH)
(8, 1)
(8, 1)
(8, PH)
(9, 1)
(10, 1)
(10, PH)</div><div><div>C
B
B
B
B</div><div>4-2</div><div><div></div><div>BB</div></div><div><div></div></div><div><div></div><div></div></div></div><div><div></div><div></div><div></div><div></div></div><div><div>C
SAFE</div><div>0-3</div><div><div>K</div><div></div></div><div><div>1</div></div><div><div></div><div></div></div></div><div><div></div><div></div><div></div><div></div></div><div><div>B
C
B
B
X</div><div>3-2</div><div><div>1B</div><div>PB</div></div><div><div>1B</div></div><div><div></div><div></div></div></div><tr><td><div>40 Daniel Cabrera, R
ERA: 2.63</div><div>46 Jeremy Guthrie, R
ERA: 1.2</div><div>51 Scott Williamson, R
ERA: 1.08</div><div>28 Danyys Baez, R
ERA: 4.35</div><div>82 Steve Green, R
ERA: 1.69</div><div>(1, 1)
(5, 1)
(7, 1)
(8, 1)
(9,
1)</div><div><div>IP</div><div>WLS</div><div>BF</div><div>H</div><div>R</div><div>ER</div><div>SO</div><div>BB</div><div>IBB</div><div>HBP</div><div>BLK</div><div>WP</div><div>HR</div><div>S</div><div>P</div><div>ERA</div><div>WHIP</div></div><tr><td><div>PITCHER</div><div>Andy Mitchell, R
ERA:</div><div>(10, 1)</div><div><div>IP</div><div>WLS</div><div>BF</div><div>H</div><div>R</div><div>ER</div><div>SO</div><div>BB</div><div>IBB</div><div>HBP</div><div>BLK</div><div>WP</div><div>HR</div><div>S</div><div>P</div><div>ERA</div><div>WHIP</div></div></td></tr></td></tr></td></tr></td></tr> | <div>5 Kory Casto, L
OBP: 0.389, SLG: 0.362</div> <div></div> <div>(1, 7)</div> <div><div>X</div><div>0-0</div><div><div></div><div>41
BB</div></div><div><div>1B</div></div><div><div></div><div></div></div></div> <div><div></div><div></div><div></div><div></div></div> <div><div>S
B
B
X</div><div>2-3</div><div><div>K</div><div></div></div><div><div>3</div></div><div><div></div><div></div></div></div> <div><div></div><div></div><div></div><div></div></div> <div><div>C
B
B
X</div><div>1-2</div><div><div>G4-3</div><div></div></div><div><div>3</div></div><div><div></div><div></div></div></div> <div><div></div><div></div><div></div><div></div></div> <div><div>C
X</div><div>0-1</div><div><div></div><div>S</div></div><div><div>1B</div></div><div><div></div><div></div></div></div> <tr><td><div>41 Shawn Hill, R</div><div>9 Bernie Castro, S
OBP: 0.435, SLG: 0.350</div><div>34 Ray King, L</div><div>Jon Rauch, R</div><div>10 Ronnie Belliard, R
OBP: 0.277, SLG: 0.372</div><div>32 Chad Cordero, R</div><div>43 Jesus Colome, R</div><div>92 Roger Bernadina, L
OBP: 0.222, SLG: 0.125</div><div>(1, 1)
(7, PH)
(8, 1)
(8, 1)
(8, PH)
(9, 1)
(10, 1)
(10, PH)</div><div><div>C
B
B
B
B</div><div>4-2</div><div><div></div><div>BB</div></div><div><div></div></div><div><div></div><div></div></div></div><div><div></div><div></div><div></div><div></div></div><div><div>C
SAFE</div><div>0-3</div><div><div>K</div><div></div></div><div><div>1</div></div><div><div></div><div></div></div></div><div><div></div><div></div><div></div><div></div></div><div><div>B
C
B
B
X</div><div>3-2</div><div><div>1B</div><div>PB</div></div><div><div>1B</div></div><div><div></div><div></div></div></div><tr><td><div>40 Daniel Cabrera, R
ERA: 2.63</div><div>46 Jeremy Guthrie, R
ERA: 1.2</div><div>51 Scott Williamson, R
ERA: 1.08</div><div>28 Danyys Baez, R
ERA: 4.35</div><div>82 Steve Green, R
ERA: 1.69</div><div>(1, 1)
(5, 1)
(7, 1)
(8, 1)
(9, 1)</div><div><div>IP</div><div>WLS</div><div>BF</div><div>H</div><div>R</div><div>ER</div><div>SO</div><div>BB</div><div>IBB</div><div>HBP</div><div>BLK</div><div>WP</div><div>HR</div><div>S</div><div>P</div><div>ERA</div><div>WHIP</div></div><tr><td><div>PITCHER</div><div>Andy Mitchell, R
ERA:</div><div>(10, 1)</div><div><div>IP</div><div>WLS</div><div>BF</div><div>H</div><div>R</div><div>ER</div><div>SO</div><div>BB</div><div>IBB</div><div>HBP</div><div>BLK</div><div>WP</div><div>HR</div><div>S</div><div>P</div><div>ERA</div><div>WHIP</div></div></td></tr></td></tr></td></tr> | <div>41 Shawn Hill, R</div> <div>9 Bernie Castro, S
OBP: 0.435, SLG: 0.350</div> <div>34 Ray King, L</div> <div>Jon Rauch, R</div> <div>10 Ronnie Belliard, R
OBP: 0.277, SLG: 0.372</div> <div>32 Chad Cordero, R</div> <div>43 Jesus Colome, R</div> <div>92 Roger Bernadina, L
OBP: 0.222, SLG: 0.125</div> <div>(1, 1)
(7, PH)
(8, 1)
(8, 1)
(8, PH)
(9, 1)
(10, 1)
(10, PH)</div> <div><div>C
B
B
B
B</div><div>4-2</div><div><div></div><div>BB</div></div><div><div></div></div><div><div></div><div></div></div></div> <div><div></div><div></div><div></div><div></div></div> <div><div>C
SAFE</div><div>0-3</div><div><div>K</div><div></div></div><div><div>1</div></div><div><div></div><div></div></div></div> <div><div></div><div></div><div></div><div></div></div> <div><div>B
C
B
B
X</div><div>3-2</div><div><div>1B</div><div>PB</div></div><div><div>1B</div></div><div><div></div><div></div></div></div>
<tr><td><div>40 Daniel Cabrera, R
ERA: 2.63</div><div>46 Jeremy Guthrie, R
ERA: 1.2</div><div>51 Scott Williamson, R
ERA: 1.08</div><div>28 Danyys Baez, R
ERA: 4.35</div><div>82 Steve Green, R
ERA: 1.69</div><div>(1, 1)
(5, 1)
(7, 1)
(8, 1)
(9, 1)</div><div><div>IP</div><div>WLS</div><div>BF</div><div>H</div><div>R</div><div>ER</div><div>SO</div><div>BB</div><div>IBB</div><div>HBP</div><div>BLK</div><div>WP</div><div>HR</div><div>S</div><div>P</div><div>ERA</div><div>WHIP</div></div><tr><td><div>PITCHER</div><div>Andy Mitchell, R
ERA:</div><div>(10, 1)</div><div><div>IP</div><div>WLS</div><div>BF</div><div>H</div><div>R</div><div>ER</div><div>SO</div><div>BB</div><div>IBB</div><div>HBP</div><div>BLK</div><div>WP</div><div>HR</div><div>S</div><div>P</div><div>ERA</div><div>WHIP</div></div></td></tr></td></tr> | <div>40 Daniel Cabrera, R
ERA: 2.63</div> <div>46 Jeremy Guthrie, R
ERA: 1.2</div> <div>51 Scott Williamson, R
ERA: 1.08</div> <div>28 Danyys Baez, R
ERA: 4.35</div> <div>82 Steve Green, R
ERA: 1.69</div> <div>(1, 1)
(5, 1)
(7, 1)
(8, 1)
(9, 1)</div> <div><div>IP</div><div>WLS</div><div>BF</div><div>H</div><div>R</div><div>ER</div><div>SO</div><div>BB</div><div>IBB</div><div>HBP</div><div>BLK</div><div>WP</div><div>HR</div><div>S</div><div>P</div><div>ERA</div><div>WHIP</div></div> <tr><td><div>PITCHER</div><div>Andy Mitchell, R
ERA:</div><div>(10, 1)</div><div><div>IP</div><div>WLS</div><div>BF</div><div>H</div><div>R</div><div>ER</div><div>SO</div><div>BB</div><div>IBB</div><div>HBP</div><div>BLK</div><div>WP</div><div>HR</div><div>S</div><div>P</div><div>ERA</div><div>WHIP</div></div></td></tr> | <div>PITCHER</div> <div>Andy Mitchell, R
ERA:</div> <div>(10, 1)</div> <div><div>IP</div><div>WLS</div><div>BF</div><div>H</div><div>R</div><div>ER</div><div>SO</div><div>BB</div><div>IBB</div><div>HBP</div><div>BLK</div><div>WP</div><div>HR</div><div>S</div><div>P</div><div>ERA</div><div>WHIP</div></div> |
 | | | | | | | | | | | | | | | | | | | | | | | | | | | | | | | | | | | | |
| <div>21 Dmitri Young, S
OBP: 0.286, SLG: 0.424</div> <div>33 Larry Broadway, L
OBP: 0.429, SLG: 0.400</div> <div>(1, 3)
(8, 3)</div> <div><div>C
SAFE</div><div>1-3</div><div><div>K</div><div></div></div><div><div>1</div><div>B
B
B
X</div></div><div><div></div><div></div></div></div> <div><div></div><div></div><div></div><div></div></div> <div><div>F
B
B
C</div><div>2-3</div><div><div>K</div><div></div></div><div><div>3</div></div><div><div></div><div></div></div></div> <div><div></div><div></div><div></div><div></div></div> <div><div>S
X</div><div>0-1</div><div><div>F9</div><div></div></div><div><div>3</div></div><div><div></div><div></div></div></div> <div><div></div><div></div><div></div><div></div></div> <div><div>C
X</div><div>0-1</div><div><div></div><div>FC3</div></div><div><div>77
E</div><div>3
WP</div></div><div><div>1B</div></div><div><div></div><div></div></div></div> <tr><td><div>Brian Schneider, L
OBP: 0.344, SLG: 0.548</div><div>3 Jesus Flores, R
OBP: 0.576, SLG: 0.897</div><div>(1, 2)
(8, 2)</div><div><div>B
F
X</div><div>1-1</div><div><div>G4-3</div><div></div></div><div><div>2</div></div><div><div></div><div></div></div></div><div><div></div><div></div><div></div><div></div></div><div><div>S
B
B
X</div><div>2-2</div><div><div>G2-3</div><div></div></div><div><div>1</div></div><div><div></div><div></div></div></div><div><div></div><div></div><div></div><div></div></div><div><div>S
B
B
X</div><div>2-2</div><div><div>F8</div><div></div></div><div><div>1</div></div><div><div></div><div></div></div></div><div><div></div><div></div><div></div><div></div></div><div><div>C
B
B
B
C
C
X</div><div>4-2</div><div><div>77
E</div><div>5
1B</div></div><div><div>BB</div></div><div><div></div><div></div></div></div><tr><td><div>Ryan Church, L
OBP: 0.299, SLG: 0.311</div><div>77 Abraham Nunez, S
OBP: 0.260, SLG: 0.295</div><div>(1, 8)
(7, 8)</div><div><div>B
X</div><div>1-0</div><div><div>5
1B</div><div></div></div><div><div>1B</div></div><div><div></div><div></div></div></div><div><div></div><div></div><div></div><div></div></div><div><div>C
SAFE</div><div>2-3</div><div><div>K</div><div></div></div><div><div>2</div></div><div><div></div><div></div></div></div><div><div></div><div></div><div></div><div></div></div><div><div>F
F
B
X</div><div>1-2</div><div><div>F7</div><div></div></div><div><div>2</div></div><div><div></div><div></div></div></div><div><div></div><div></div><div></div><div></div></div><div><div>C
F
B
X</div><div>1-2</div><div><div>FC3</div><div>5
1B</div></div><div><div>1-3
2-H</div></div><div><div></div><div></div></div></div><tr><td><div>5 Kory Casto, L
OBP: 0.389, SLG: 0.362</div><div></div><div>(1, 7)</div><div><div>X</div><div>0-0</div><div><div></div><div>41
BB</div></div><div><div>1B</div></div><div><div></div><div></div></div></div><div><div></div><div></div><div></div><div></div></div><div><div>S
B
B
X</div><div>2-3</div><div><div>K</div><div></div></div><div><div>3</div></div><div><div></div><div></div></div></div><div><div></div><div></div><div></div><div></div></div><div><div>C
B
B
X</div><div>1-2</div><div><div>G4-3</div><div></div></div><div><div>3</div></div><div><div></div><div></div></div></div><div><div></div><div></div><div></div><div></div></div><div><div>C
X</div><div>0-1</div><div><div></div><div>S</div></div><div><div>1B</div></div><div><div></div><div></div></div></div><tr><td><div>41 Shawn Hill, R</div><div>9 Bernie Castro, S
OBP: 0.435, SLG: 0.350</div><div>34 Ray King, L</div><div>Jon Rauch, R</div><div>10 Ronnie Belliard, R
OBP: 0.277, SLG: 0.372</div><div>32 Chad Cordero, R</div><div>43 Jesus Colome, R</div><div>92 Roger Bernadina, L
OBP: 0.222, SLG: 0.125</div><div>(1, 1)
(7, PH)
(8, 1)
(8, 1)
(8, PH)
(9, 1)
(10, 1)
(10, PH)</div><div><div>C
B
B
B
B</div><div>4-2</div><div><div></div><div>BB</div></div><div><div></div></div><div><div></div><div></div></div></div><div><div></div><div></div><div></div><div></div></div><div><div>C
SAFE</div><div>0-3</div><div><div>K</div><div></div></div><div><div>1</div></div><div><div></div><div></div></div></div><div><div></div><div></div><div></div><div></div></div><div><div>B
C
B
B
X</div><div>3-2</div><div><div>1B</div><div>PB</div></div><div><div>1B</div></div><div><div></div><div></div></div></div><tr><td><div>40 Daniel Cabrera, R
ERA: 2.63</div><div>46 Jeremy Guthrie, R
ERA: 1.2</div><div>51 Scott Williamson, R
ERA: 1.08</div><div>28 Danyys Baez, R
ERA: 4.35</div><div>82 Steve Green, R
ERA: 1.69</div><div>(1, 1)
(5, 1)
(7, 1)
(8, 1)
(9, 1)</div><div><div>IP</div><div>WLS</div><div>BF</div><div>H</div><div>R</div><div>ER</div><div>SO</div><div>BB</div><div>IBB</div><div>HBP</div><div>BLK</div><div>WP</div><div>HR</div><div>S</div><div>P</div><div>ERA</div><div>WHIP</div></div><tr><td><div>PITCHER</div><div>Andy Mitchell, R
ERA:</div><div>(10, 1)</div><div><div>IP</div><div>WLS</div><div>BF</div><div>H</div><div>R</div><div>ER</div><div>SO</div><div>BB</div><div>IBB</div><div>HBP</div><div>BLK</div><div>WP</div><div>HR</div><div>S</div><div>P</div><div>ERA</div><div>WHIP</div></div></td></tr></td></tr></td></tr></td></tr></td></tr></td></tr>
 | <div>Brian Schneider, L
OBP: 0.344, SLG: 0.548</div> <div>3 Jesus Flores, R
OBP: 0.576, SLG: 0.897</div> <div>(1, 2)
(8, 2)</div> <div><div>B
F
X</div><div>1-1</div><div><div>G4-3</div><div></div></div><div><div>2</div></div><div><div></div><div></div></div></div> <div><div></div><div></div><div></div><div></div></div> <div><div>S
B
B
X</div><div>2-2</div><div><div>G2-3</div><div></div></div><div><div>1</div></div><div><div></div><div></div></div></div> <div><div></div><div></div><div></div><div></div></div> <div><div>S
B
B
X</div><div>2-2</div><div><div>F8</div><div></div></div><div><div>1</div></div><div><div></div><div></div></div></div> <div><div></div><div></div><div></div><div></div></div> <div><div>C
B
B
B
C
C
X</div><div>4-2</div><div><div>77
E</div><div>5
1B</div></div><div><div>BB</div></div><div><div></div><div></div></div></div> <tr><td><div>Ryan Church, L
OBP: 0.299, SLG: 0.311</div><div>77 Abraham Nunez, S
OBP: 0.260, SLG: 0.295</div><div>(1, 8)
(7, 8)</div><div><div>B
X</div><div>1-0</div><div><div>5
1B</div><div></div></div><div><div>1B</div></div><div><div></div><div></div></div></div><div><div></div><div></div><div></div><div></div></div><div><div>C
SAFE</div><div>2-3</div><div><div>K</div><div></div></div><div><div>2</div></div><div><div></div><div></div></div></div><div><div></div><div></div><div></div><div></div></div><div><div>F
F
B
X</div><div>1-2</div><div><div>F7</div><div></div></div><div><div>2</div></div><div><div></div><div></div></div></div><div><div></div><div></div><div></div><div></div></div><div><div>C
F
B
X</div><div>1-2</div><div><div>FC3</div><div>5
1B</div></div><div><div>1-3
2-H</div></div><div><div></div><div></div></div></div><tr><td><div>5 Kory Casto, L
OBP: 0.389, SLG: 0.362</div><div></div><div>(1, 7)</div><div><div>X</div><div>0-0</div><div><div></div><div>41
BB</div></div><div><div>1B</div></div><div><div></div><div></div></div></div><div><div></div><div></div><div></div><div></div></div><div><div>S
B
B
X</div><div>2-3</div><div><div>K</div><div></div></div><div><div>3</div></div><div><div></div><div></div></div></div><div><div></div><div></div><div></div><div></div></div><div><div>C
B
B
X</div><div>1-2</div><div><div>G4-3</div><div></div></div><div><div>3</div></div><div><div></div><div></div></div></div><div><div></div><div></div><div></div><div></div></div><div><div>C
X</div><div>0-1</div><div><div></div><div>S</div></div><div><div>1B</div></div><div><div></div><div></div></div></div><tr><td><div>41 Shawn Hill, R</div><div>9 Bernie Castro, S
OBP: 0.435, SLG: 0.350</div><div>34 Ray King, L</div><div>Jon Rauch, R</div><div>10 Ronnie Belliard, R
OBP: 0.277, SLG: 0.372</div><div>32 Chad Cordero, R</div><div>43 Jesus Colome, R</div><div>92 Roger Bernadina, L
OBP: 0.222, SLG: 0.125</div><div>(1, 1)
(7, PH)
(8, 1)
(8, 1)
(8, PH)
(9, 1)
(10, 1)
(10, PH)</div><div><div>C
B
B
B
B</div><div>4-2</div><div><div></div><div>BB</div></div><div><div></div></div><div><div></div><div></div></div></div><div><div></div><div></div><div></div><div></div></div><div><div>C
SAFE</div><div>0-3</div><div><div>K</div><div></div></div><div><div>1</div></div><div><div></div><div></div></div></div><div><div></div><div></div><div></div><div></div></div><div><div>B
C
B
B
X</div><div>3-2</div><div><div>1B</div><div>PB</div></div><div><div>1B</div></div><div><div></div><div></div></div></div><tr><td><div>40 Daniel Cabrera, R
ERA: 2.63</div><div>46 Jeremy Guthrie, R
ERA: 1.2</div><div>51 Scott Williamson, R
ERA: 1.08</div><div>28 Danyys Baez, R
ERA: 4.35</div><div>82 Steve Green, R
ERA: 1.69</div><div>(1, 1)
(5, 1)
(7, 1)
(8, 1)
(9, 1)</div><div><div>IP</div><div>WLS</div><div>BF</div><div>H</div><div>R</div><div>ER</div><div>SO</div><div>BB</div><div>IBB</div><div>HBP</div><div>BLK</div><div>WP</div><div>HR</div><div>S</div><div>P</div><div>ERA</div><div>WHIP</div></div><tr><td><div>PITCHER</div><div>Andy Mitchell, R
ERA:</div><div>(10, 1)</div><div><div>IP</div><div>WLS</div><div>BF</div><div>H</div><div>R</div><div>ER</div><div>SO</div><div>BB</div><div>IBB</div><div>HBP</div><div>BLK</div><div>WP</div><div>HR</div><div>S</div><div>P</div><div>ERA</div><div>WHIP</div></div></td></tr></td></tr></td></tr></td></tr></td></tr> | <div>Ryan Church, L
OBP: 0.299, SLG: 0.311</div> <div>77 Abraham Nunez, S
OBP: 0.260, SLG: 0.295</div> <div>(1, 8)
(7, 8)</div> <div><div>B
X</div><div>1-0</div><div><div>5
1B</div><div></div></div><div><div>1B</div></div><div><div></div><div></div></div></div> <div><div></div><div></div><div></div><div></div></div> <div><div>C
SAFE</div><div>2-3</div><div><div>K</div><div></div></div><div><div>2</div></div><div><div></div><div></div></div></div> <div><div></div><div></div><div></div><div></div></div> <div><div>F
F
B
X</div><div>1-2</div><div><div>F7</div><div></div></div><div><div>2</div></div><div><div></div><div></div></div></div> <div><div></div><div></div><div></div><div></div></div> <div><div>C
F
B
X</div><div>1-2</div><div><div>FC3</div><div>5
1B</div></div><div><div>1-3
2-H</div></div><div><div></div><div></div></div></div> <tr><td><div>5 Kory Casto, L
OBP: 0.389, SLG:
0.362</div><div></div><div>(1, 7)</div><div><div>X</div><div>0-0</div><div><div></div><div>41
BB</div></div><div><div>1B</div></div><div><div></div><div></div></div></div><div><div></div><div></div><div></div><div></div></div><div><div>S
B
B
X</div><div>2-3</div><div><div>K</div><div></div></div><div><div>3</div></div><div><div></div><div></div></div></div><div><div></div><div></div><div></div><div></div></div><div><div>C
B
B
X</div><div>1-2</div><div><div>G4-3</div><div></div></div><div><div>3</div></div><div><div></div><div></div></div></div><div><div></div><div></div><div></div><div></div></div><div><div>C
X</div><div>0-1</div><div><div></div><div>S</div></div><div><div>1B</div></div><div><div></div><div></div></div></div><tr><td><div>41 Shawn Hill, R</div><div>9 Bernie Castro, S
OBP: 0.435, SLG: 0.350</div><div>34 Ray King, L</div><div>Jon Rauch, R</div><div>10 Ronnie Belliard, R
OBP: 0.277, SLG: 0.372</div><div>32 Chad Cordero, R</div><div>43 Jesus Colome, R</div><div>92 Roger Bernadina, L
OBP: 0.222, SLG: 0.125</div><div>(1, 1)
(7, PH)
(8, 1)
(8, 1)
(8, PH)
(9, 1)
(10, 1)
(10, PH)</div><div><div>C
B
B
B
B</div><div>4-2</div><div><div></div><div>BB</div></div><div><div></div></div><div><div></div><div></div></div></div><div><div></div><div></div><div></div><div></div></div><div><div>C
SAFE</div><div>0-3</div><div><div>K</div><div></div></div><div><div>1</div></div><div><div></div><div></div></div></div><div><div></div><div></div><div></div><div></div></div><div><div>B
C
B
B
X</div><div>3-2</div><div><div>1B</div><div>PB</div></div><div><div>1B</div></div><div><div></div><div></div></div></div><tr><td><div>40 Daniel Cabrera, R
ERA: 2.63</div><div>46 Jeremy Guthrie, R
ERA: 1.2</div><div>51 Scott Williamson, R
ERA: 1.08</div><div>28 Danyys Baez, R
ERA: 4.35</div><div>82 Steve Green, R
ERA: 1.69</div><div>(1, 1)
(5, 1)
(7, 1)
(8, 1)
(9, 1)</div><div><div>IP</div><div>WLS</div><div>BF</div><div>H</div><div>R</div><div>ER</div><div>SO</div><div>BB</div><div>IBB</div><div>HBP</div><div>BLK</div><div>WP</div><div>HR</div><div>S</div><div>P</div><div>ERA</div><div>WHIP</div></div><tr><td><div>PITCHER</div><div>Andy Mitchell, R
ERA:</div><div>(10, 1)</div><div><div>IP</div><div>WLS</div><div>BF</div><div>H</div><div>R</div><div>ER</div><div>SO</div><div>BB</div><div>IBB</div><div>HBP</div><div>BLK</div><div>WP</div><div>HR</div><div>S</div><div>P</div><div>ERA</div><div>WHIP</div></div></td></tr></td></tr></td></tr></td></tr> | <div>5 Kory Casto, L
OBP: 0.389, SLG: 0.362</div> <div></div> <div>(1, 7)</div> <div><div>X</div><div>0-0</div><div><div></div><div>41
BB</div></div><div><div>1B</div></div><div><div></div><div></div></div></div> <div><div></div><div></div><div></div><div></div></div> <div><div>S
B
B
X</div><div>2-3</div><div><div>K</div><div></div></div><div><div>3</div></div><div><div></div><div></div></div></div> <div><div></div><div></div><div></div><div></div></div> <div><div>C
B
B
X</div><div>1-2</div><div><div>G4-3</div><div></div></div><div><div>3</div></div><div><div></div><div></div></div></div> <div><div></div><div></div><div></div><div></div></div> <div><div>C
X</div><div>0-1</div><div><div></div><div>S</div></div><div><div>1B</div></div><div><div></div><div></div></div></div> <tr><td><div>41 Shawn Hill, R</div><div>9 Bernie Castro, S
OBP: 0.435, SLG: 0.350</div><div>34 Ray King, L</div><div>Jon Rauch, R</div><div>10 Ronnie Belliard, R
OBP: 0.277, SLG: 0.372</div><div>32 Chad Cordero, R</div><div>43 Jesus Colome, R</div><div>92 Roger Bernadina, L
OBP: 0.222, SLG: 0.125</div><div>(1, 1)
(7, PH)
(8, 1)
(8, 1)
(8, PH)
(9, 1)
(10, 1)
(10, PH)</div><div><div>C
B
B
B
B</div><div>4-2</div><div><div></div><div>BB</div></div><div><div></div></div><div><div></div><div></div></div></div><div><div></div><div></div><div></div><div></div></div><div><div>C
SAFE</div><div>0-3</div><div><div>K</div><div></div></div><div><div>1</div></div><div><div></div><div></div></div></div><div><div></div><div></div><div></div><div></div></div><div><div>B
C
B
B
X</div><div>3-2</div><div><div>1B</div><div>PB</div></div><div><div>1B</div></div><div><div></div><div></div></div></div><tr><td><div>40 Daniel Cabrera, R
ERA: 2.63</div><div>46 Jeremy Guthrie, R
ERA: 1.2</div><div>51 Scott Williamson, R
ERA: 1.08</div><div>28 Danyys Baez, R
ERA: 4.35</div><div>82 Steve Green, R
ERA: 1.69</div><div>(1, 1)
(5, 1)
(7, 1)
(8, 1)
(9, 1)</div><div><div>IP</div><div>WLS</div><div>BF</div><div>H</div><div>R</div><div>ER</div><div>SO</div><div>BB</div><div>IBB</div><div>HBP</div><div>BLK</div><div>WP</div><div>HR</div><div>S</div><div>P</div><div>ERA</div><div>WHIP</div></div><tr><td><div>PITCHER</div><div>Andy Mitchell, R
ERA:</div><div>(10, 1)</div><div><div>IP</div><div>WLS</div><div>BF</div><div>H</div><div>R</div><div>ER</div><div>SO</div><div>BB</div><div>IBB</div><div>HBP</div><div>BLK</div><div>WP</div><div>HR</div><div>S</div><div>P</div><div>ERA</div><div>WHIP</div></div></td></tr></td></tr></td></tr>
 | <div>41 Shawn Hill, R</div> <div>9 Bernie Castro, S
OBP: 0.435, SLG: 0.350</div> <div>34 Ray King, L</div> <div>Jon Rauch, R</div> <div>10 Ronnie Belliard, R
OBP: 0.277, SLG: 0.372</div> <div>32 Chad Cordero, R</div> <div>43 Jesus Colome, R</div> <div>92 Roger Bernadina, L
OBP: 0.222, SLG: 0.125</div> <div>(1, 1)
(7, PH)
(8, 1)
(8, 1)
(8, PH)
(9, 1)
(10, 1)
(10, PH)</div> <div><div>C
B
B
B
B</div><div>4-2</div><div><div></div><div>BB</div></div><div><div></div></div><div><div></div><div></div></div></div> <div><div></div><div></div><div></div><div></div></div> <div><div>C
SAFE</div><div>0-3</div><div><div>K</div><div></div></div><div><div>1</div></div><div><div></div><div></div></div></div> <div><div></div><div></div><div></div><div></div></div> <div><div>B
C
B
B
X</div><div>3-2</div><div><div>1B</div><div>PB</div></div><div><div>1B</div></div><div><div></div><div></div></div></div> <tr><td><div>40 Daniel Cabrera, R
ERA: 2.63</div><div>46 Jeremy Guthrie, R
ERA: 1.2</div><div>51 Scott Williamson, R
ERA: 1.08</div><div>28 Danyys Baez, R
ERA: 4.35</div><div>82 Steve Green, R
ERA: 1.69</div><div>(1, 1)
(5, 1)
(7, 1)
(8, 1)
(9, 1)</div><div><div>IP</div><div>WLS</div><div>BF</div><div>H</div><div>R</div><div>ER</div><div>SO</div><div>BB</div><div>IBB</div><div>HBP</div><div>BLK</div><div>WP</div><div>HR</div><div>S</div><div>P</div><div>ERA</div><div>WHIP</div></div><tr><td><div>PITCHER</div><div>Andy Mitchell, R
ERA:</div><div>(10, 1)</div><div><div>IP</div><div>WLS</div><div>BF</div><div>H</div><div>R</div><div>ER</div><div>SO</div><div>BB</div><div>IBB</div><div>HBP</div><div>BLK</div><div>WP</div><div>HR</div><div>S</div><div>P</div><div>ERA</div><div>WHIP</div></div></td></tr></td></tr> | <div>40 Daniel Cabrera, R
ERA: 2.63</div> <div>46 Jeremy Guthrie, R
ERA: 1.2</div> <div>51 Scott Williamson, R
ERA: 1.08</div> <div>28 Danyys Baez, R
ERA: 4.35</div> <div>82 Steve Green, R
ERA: 1.69</div> <div>(1, 1)
(5, 1)
(7, 1)
(8, 1)
(9, 1)</div> <div><div>IP</div><div>WLS</div><div>BF</div><div>H</div><div>R</div><div>ER</div><div>SO</div><div>BB</div><div>IBB</div><div>HBP</div><div>BLK</div><div>WP</div><div>HR</div><div>S</div><div>P</div><div>ERA</div><div>WHIP</div></div> <tr><td><div>PITCHER</div><div>Andy Mitchell, R
ERA:</div><div>(10, 1)</div><div><div>IP</div><div>WLS</div><div>BF</div><div>H</div><div>R</div><div>ER</div><div>SO</div><div>BB</div><div>IBB</div><div>HBP</div><div>BLK</div><div>WP</div><div>HR</div><div>S</div><div>P</div><div>ERA</div><div>WHIP</div></div></td></tr>
 | <div>PITCHER</div> <div>Andy Mitchell, R
ERA:</div> <div>(10, 1)</div> <div><div>IP</div><div>WLS</div><div>BF</div><div>H</div><div>R</div><div>ER</div><div>SO</div><div>BB</div><div>IBB</div><div>HBP</div><div>BLK</div><div>WP</div><div>HR</div><div>S</div><div>P</div><div>ERA</div><div>WHIP</div></div> | |
 | | | | | | | | | | | | | | | | | | | | | | | | | | | | | | | | | | | | |
| <div>Brian Schneider, L
OBP: 0.344, SLG: 0.548</div> <div>3 Jesus Flores, R
OBP: 0.576, SLG: 0.897</div> <div>(1, 2)
(8, 2)</div> <div><div>B
F
X</div><div>1-1</div><div><div>G4-3</div><div></div></div><div><div>2</div></div><div><div></div><div></div></div></div> <div><div></div><div></div><div></div><div></div></div> <div><div>S
B
B
X</div><div>2-2</div><div><div>G2-3</div><div></div></div><div><div>1</div></div><div><div></div><div></div></div></div> <div><div></div><div></div><div></div><div></div></div> <div><div>S
B
B
X</div><div>2-2</div><div><div>F8</div><div></div></div><div><div>1</div></div><div><div></div><div></div></div></div> <div><div></div><div></div><div></div><div></div></div> <div><div>C
B
B
B
C
C
X</div><div>4-2</div><div><div>77
E</div><div>5
1B</div></div><div><div>BB</div></div><div><div></div><div></div></div></div> <tr><td><div>Ryan Church, L
OBP: 0.299, SLG: 0.311</div><div>77 Abraham Nunez, S
OBP: 0.260, SLG: 0.295</div><div>(1, 8)
(7, 8)</div><div><div>B
X</div><div>1-0</div><div><div>5
1B</div><div></div></div><div><div>1B</div></div><div><div></div><div></div></div></div><div><div></div><div></div><div></div><div></div></div><div><div>C
SAFE</div><div>2-3</div><div><div>K</div><div></div></div><div><div>2</div></div><div><div></div><div></div></div></div><div><div></div><div></div><div></div><div></div></div><div><div>F
F
B
X</div><div>1-2</div><div><div>F7</div><div></div></div><div><div>2</div></div><div><div></div><div></div></div></div><div><div></div><div></div><div></div><div></div></div><div><div>C
F
B
X</div><div>1-2</div><div><div>FC3</div><div>5
1B</div></div><div><div>1-3
2-H</div></div><div><div></div><div></div></div></div><tr><td><div>5 Kory Casto, L
OBP: 0.389, SLG: 0.362</div><div></div><div>(1, 7)</div><div><div>X</div><div>0-0</div><div><div></div><div>41
BB</div></div><div><div>1B</div></div><div><div></div><div></div></div></div><div><div></div><div></div><div></div><div></div></div><div><div>S
B
B
X</div><div>2-3</div><div><div>K</div><div></div></div><div><div>3</div></div><div><div></div><div></div></div></div><div><div></div><div></div><div></div><div></div></div><div><div>C
B
B
X</div><div>1-2</div><div><div>G4-3</div><div></div></div><div><div>3</div></div><div><div></div><div></div></div></div><div><div></div><div></div><div></div><div></div></div><div><div>C
X</div><div>0-1</div><div><div></div><div>S</div></div><div><div>1B</div></div><div><div></div><div></div></div></div><tr><td><div>41 Shawn Hill, R</div><div>9 Bernie Castro, S
OBP: 0.435, SLG: 0.350</div><div>34 Ray King, L</div><div>Jon Rauch, R</div><div>10 Ronnie Belliard, R
OBP: 0.277, SLG: 0.372</div><div>32 Chad Cordero, R</div><div>43 Jesus Colome, R</div><div>92 Roger Bernadina, L
OBP: 0.222, SLG: 0.125</div><div>(1, 1)
(7, PH)
(8, 1)
(8, 1)
(8, PH)
(9, 1)
(10, 1)
(10, PH)</div><div><div>C
B
B
B
B</div><div>4-2</div><div><div></div><div>BB</div></div><div><div></div></div><div><div></div><div></div></div></div><div><div></div><div></div><div></div><div></div></div><div><div>C
SAFE</div><div>0-3</div><div><div>K</div><div></div></div><div><div>1</div></div><div><div></div><div></div></div></div><div><div></div><div></div><div></div><div></div></div><div><div>B
C
B
B
X</div><div>3-2</div><div><div>1B</div><div>PB</div></div><div><div>1B</div></div><div><div></div><div></div></div></div><tr><td><div>40 Daniel Cabrera, R
ERA: 2.63</div><div>46 Jeremy Guthrie, R
ERA: 1.2</div><div>51 Scott Williamson, R
ERA: 1.08</div><div>28 Danyys Baez, R
ERA: 4.35</div><div>82 Steve Green, R
ERA: 1.69</div><div>(1, 1)
(5, 1)
(7, 1)
(8, 1)
(9, 1)</div><div><div>IP</div><div>WLS</div><div>BF</div><div>H</div><div>R</div><div>ER</div><div>SO</div><div>BB</div><div>IBB</div><div>HBP</div><div>BLK</div><div>WP</div><div>HR</div><div>S</div><div>P</div><div>ERA</div><div>WHIP</div></div><tr><td><div>PITCHER</div><div>Andy Mitchell, R
ERA:</div><div>(10, 1)</div><div><div>IP</div><div>WLS</div><div>BF</div><div>H</div><div>R</div><div>ER</div><div>SO</div><div>BB</div><div>IBB</div><div>HBP</div><div>BLK</div><div>WP</div><div>HR</div><div>S</div><div>P</div><div>ERA</div><div>WHIP</div></div></td></tr></td></tr></td></tr></td></tr></td></tr>
 | <div>Ryan Church, L
OBP: 0.299, SLG: 0.311</div> <div>77 Abraham Nunez, S
OBP: 0.260, SLG: 0.295</div> <div>(1, 8)
(7, 8)</div> <div><div>B
X</div><div>1-0</div><div><div>5
1B</div><div></div></div><div><div>1B</div></div><div><div></div><div></div></div></div> <div><div></div><div></div><div></div><div></div></div> <div><div>C
SAFE</div><div>2-3</div><div><div>K</div><div></div></div><div><div>2</div></div><div><div></div><div></div></div></div> <div><div></div><div></div><div></div><div></div></div> <div><div>F
F
B
X</div><div>1-2</div><div><div>F7</div><div></div></div><div><div>2</div></div><div><div></div><div></div></div></div> <div><div></div><div></div><div></div><div></div></div> <div><div>C
F
B
X</div><div>1-2</div><div><div>FC3</div><div>5
1B</div></div><div><div>1-3
2-H</div></div><div><div></div><div></div></div></div> <tr><td><div>5 Kory Casto, L
OBP: 0.389, SLG: 0.362</div><div></div><div>(1, 7)</div><div><div>X</div><div>0-0</div><div><div></div><div>41
BB</div></div><div><div>1B</div></div><div><div></div><div></div></div></div><div><div></div><div></div><div></div><div></div></div><div><div>S
B
B
X</div><div>2-3</div><div><div>K</div><div></div></div><div><div>3</div></div><div><div></div><div></div></div></div><div><div></div><div></div><div></div><div></div></div><div><div>C
B
B
X</div><div>1-2</div><div><div>G4-3</div><div></div></div><div><div>3</div></div><div><div></div><div></div></div></div><div><div></div><div></div><div></div><div></div></div><div><div>C
X</div><div>0-1</div><div><div></div><div>S</div></div><div><div>1B</div></div><div><div></div><div></div></div></div><tr><td><div>41 Shawn Hill, R</div><div>9 Bernie Castro, S
OBP: 0.435, SLG: 0.350</div><div>34 Ray King, L</div><div>Jon Rauch, R</div><div>10 Ronnie Belliard, R
OBP: 0.277, SLG: 0.372</div><div>32 Chad Cordero, R</div><div>43 Jesus Colome, R</div><div>92 Roger Bernadina, L
OBP: 0.222, SLG: 0.125</div><div>(1, 1)
(7, PH)
(8, 1)
(8, 1)
(8, PH)
(9, 1)
(10, 1)
(10, PH)</div><div><div>C
B
B
B
B</div><div>4-2</div><div><div></div><div>BB</div></div><div><div></div></div><div><div></div><div></div></div></div><div><div></div><div></div><div></div><div></div></div><div><div>C
SAFE</div><div>0-3</div><div><div>K</div><div></div></div><div><div>1</div></div><div><div></div><div></div></div></div><div><div></div><div></div><div></div><div></div></div><div><div>B
C
B
B
X</div><div>3-2</div><div><div>1B</div><div>PB</div></div><div><div>1B</div></div><div><div></div><div></div></div></div><tr><td><div>40 Daniel Cabrera, R
ERA: 2.63</div><div>46 Jeremy Guthrie, R
ERA: 1.2</div><div>51 Scott Williamson, R
ERA: 1.08</div><div>28 Danyys Baez, R
ERA: 4.35</div><div>82 Steve Green, R
ERA: 1.69</div><div>(1, 1)
(5, 1)
(7, 1)
(8, 1)
(9, 1)</div><div><div>IP</div><div>WLS</div><div>BF</div><div>H</div><div>R</div><div>ER</div><div>SO</div><div>BB</div><div>IBB</div><div>HBP</div><div>BLK</div><div>WP</div><div>HR</div><div>S</div><div>P</div><div>ERA</div><div>WHIP</div></div><tr><td><div>PITCHER</div><div>Andy Mitchell, R
ERA:</div><div>(10, 1)</div><div><div>IP</div><div>WLS</div><div>BF</div><div>H</div><div>R</div><div>ER</div><div>SO</div><div>BB</div><div>IBB</div><div>HBP</div><div>BLK</div><div>WP</div><div>HR</div><div>S</div><div>P</div><div>ERA</div><div>WHIP</div></div></td></tr></td></tr></td></tr></td></tr> | <div>5 Kory Casto, L
OBP: 0.389, SLG: 0.362</div> <div></div> <div>(1, 7)</div> <div><div>X</div><div>0-0</div><div><div></div><div>41
BB</div></div><div><div>1B</div></div><div><div></div><div></div></div></div> <div><div></div><div></div><div></div><div></div></div> <div><div>S
B
B
X</div><div>2-3</div><div><div>K</div><div></div></div><div><div>3</div></div><div><div></div><div></div></div></div> <div><div></div><div></div><div></div><div></div></div> <div><div>C
B
B
X</div><div>1-2</div><div><div>G4-3</div><div></div></div><div><div>3</div></div><div><div></div><div></div></div></div> <div><div></div><div></div><div></div><div></div></div> <div><div>C
X</div><div>0-1</div><div><div></div><div>S</div></div><div><div>1B</div></div><div><div></div><div></div></div></div> <tr><td><div>41 Shawn Hill, R</div><div>9 Bernie Castro, S
OBP: 0.435, SLG: 0.350</div><div>34 Ray King, L</div><div>Jon Rauch, R</div><div>10
Ronnie Belliard, R
OBP: 0.277, SLG: 0.372</div><div>32 Chad Cordero, R</div><div>43 Jesus Colome, R</div><div>92 Roger Bernadina, L
OBP: 0.222, SLG: 0.125</div><div>(1, 1)
(7, PH)
(8, 1)
(8, 1)
(8, PH)
(9, 1)
(10, 1)
(10, PH)</div><div><div>C
B
B
B
B</div><div>4-2</div><div><div></div><div>BB</div></div><div><div></div></div><div><div></div><div></div></div></div><div><div></div><div></div><div></div><div></div></div><div><div>C
SAFE</div><div>0-3</div><div><div>K</div><div></div></div><div><div>1</div></div><div><div></div><div></div></div></div><div><div></div><div></div><div></div><div></div></div><div><div>B
C
B
B
X</div><div>3-2</div><div><div>1B</div><div>PB</div></div><div><div>1B</div></div><div><div></div><div></div></div></div><tr><td><div>40 Daniel Cabrera, R
ERA: 2.63</div><div>46 Jeremy Guthrie, R
ERA: 1.2</div><div>51 Scott Williamson, R
ERA: 1.08</div><div>28 Danyys Baez, R
ERA: 4.35</div><div>82 Steve Green, R
ERA: 1.69</div><div>(1, 1)
(5, 1)
(7, 1)
(8, 1)
(9, 1)</div><div><div>IP</div><div>WLS</div><div>BF</div><div>H</div><div>R</div><div>ER</div><div>SO</div><div>BB</div><div>IBB</div><div>HBP</div><div>BLK</div><div>WP</div><div>HR</div><div>S</div><div>P</div><div>ERA</div><div>WHIP</div></div><tr><td><div>PITCHER</div><div>Andy Mitchell, R
ERA:</div><div>(10, 1)</div><div><div>IP</div><div>WLS</div><div>BF</div><div>H</div><div>R</div><div>ER</div><div>SO</div><div>BB</div><div>IBB</div><div>HBP</div><div>BLK</div><div>WP</div><div>HR</div><div>S</div><div>P</div><div>ERA</div><div>WHIP</div></div></td></tr></td></tr></td></tr> | <div>41 Shawn Hill, R</div> <div>9 Bernie Castro, S
OBP: 0.435, SLG: 0.350</div> <div>34 Ray King, L</div> <div>Jon Rauch, R</div> <div>10 Ronnie Belliard, R
OBP: 0.277, SLG: 0.372</div> <div>32 Chad Cordero, R</div> <div>43 Jesus Colome, R</div> <div>92 Roger Bernadina, L
OBP: 0.222, SLG: 0.125</div> <div>(1, 1)
(7, PH)
(8, 1)
(8, 1)
(8, PH)
(9, 1)
(10, 1)
(10, PH)</div> <div><div>C
B
B
B
B</div><div>4-2</div><div><div></div><div>BB</div></div><div><div></div></div><div><div></div><div></div></div></div> <div><div></div><div></div><div></div><div></div></div> <div><div>C
SAFE</div><div>0-3</div><div><div>K</div><div></div></div><div><div>1</div></div><div><div></div><div></div></div></div> <div><div></div><div></div><div></div><div></div></div> <div><div>B
C
B
B
X</div><div>3-2</div><div><div>1B</div><div>PB</div></div><div><div>1B</div></div><div><div></div><div></div></div></div> <tr><td><div>40 Daniel Cabrera, R
ERA: 2.63</div><div>46 Jeremy Guthrie, R
ERA: 1.2</div><div>51 Scott Williamson, R
ERA: 1.08</div><div>28 Danyys Baez, R
ERA: 4.35</div><div>82 Steve Green, R
ERA: 1.69</div><div>(1, 1)
(5, 1)
(7, 1)
(8, 1)
(9, 1)</div><div><div>IP</div><div>WLS</div><div>BF</div><div>H</div><div>R</div><div>ER</div><div>SO</div><div>BB</div><div>IBB</div><div>HBP</div><div>BLK</div><div>WP</div><div>HR</div><div>S</div><div>P</div><div>ERA</div><div>WHIP</div></div><tr><td><div>PITCHER</div><div>Andy Mitchell, R
ERA:</div><div>(10, 1)</div><div><div>IP</div><div>WLS</div><div>BF</div><div>H</div><div>R</div><div>ER</div><div>SO</div><div>BB</div><div>IBB</div><div>HBP</div><div>BLK</div><div>WP</div><div>HR</div><div>S</div><div>P</div><div>ERA</div><div>WHIP</div></div></td></tr></td></tr>
 | <div>40 Daniel Cabrera, R
ERA: 2.63</div> <div>46 Jeremy Guthrie, R
ERA: 1.2</div> <div>51 Scott Williamson, R
ERA: 1.08</div> <div>28 Danyys Baez, R
ERA: 4.35</div> <div>82 Steve Green, R
ERA: 1.69</div> <div>(1, 1)
(5, 1)
(7, 1)
(8, 1)
(9, 1)</div> <div><div>IP</div><div>WLS</div><div>BF</div><div>H</div><div>R</div><div>ER</div><div>SO</div><div>BB</div><div>IBB</div><div>HBP</div><div>BLK</div><div>WP</div><div>HR</div><div>S</div><div>P</div><div>ERA</div><div>WHIP</div></div> <tr><td><div>PITCHER</div><div>Andy Mitchell, R
ERA:</div><div>(10, 1)</div><div><div>IP</div><div>WLS</div><div>BF</div><div>H</div><div>R</div><div>ER</div><div>SO</div><div>BB</div><div>IBB</div><div>HBP</div><div>BLK</div><div>WP</div><div>HR</div><div>S</div><div>P</div><div>ERA</div><div>WHIP</div></div></td></tr> | <div>PITCHER</div> <div>Andy Mitchell, R
ERA:</div> <div>(10, 1)</div> <div><div>IP</div><div>WLS</div><div>BF</div><div>H</div><div>R</div><div>ER</div><div>SO</div><div>BB</div><div>IBB</div><div>HBP</div><div>BLK</div><div>WP</div><div>HR</div><div>S</div><div>P</div><div>ERA</div><div>WHIP</div></div>
 | | |
 | | | | | | | | | | | | | | | | | | | | | | | | | | | | | | | | | | | | |
| <div>Ryan Church, L
OBP: 0.299, SLG: 0.311</div> <div>77 Abraham Nunez, S
OBP: 0.260, SLG: 0.295</div> <div>(1, 8)
(7, 8)</div> <div><div>B
X</div><div>1-0</div><div><div>5
1B</div><div></div></div><div><div>1B</div></div><div><div></div><div></div></div></div> <div><div></div><div></div><div></div><div></div></div> <div><div>C
SAFE</div><div>2-3</div><div><div>K</div><div></div></div><div><div>2</div></div><div><div></div><div></div></div></div> <div><div></div><div></div><div></div><div></div></div> <div><div>F
F
B
X</div><div>1-2</div><div><div>F7</div><div></div></div><div><div>2</div></div><div><div></div><div></div></div></div> <div><div></div><div></div><div></div><div></div></div> <div><div>C
F
B
X</div><div>1-2</div><div><div>FC3</div><div>5
1B</div></div><div><div>1-3
2-H</div></div><div><div></div><div></div></div></div> <tr><td><div>5 Kory Casto, L
OBP: 0.389, SLG: 0.362</div><div></div><div>(1, 7)</div><div><div>X</div><div>0-0</div><div><div></div><div>41
BB</div></div><div><div>1B</div></div><div><div></div><div></div></div></div><div><div></div><div></div><div></div><div></div></div><div><div>S
B
B
X</div><div>2-3</div><div><div>K</div><div></div></div><div><div>3</div></div><div><div></div><div></div></div></div><div><div></div><div></div><div></div><div></div></div><div><div>C
B
B
X</div><div>1-2</div><div><div>G4-3</div><div></div></div><div><div>3</div></div><div><div></div><div></div></div></div><div><div></div><div></div><div></div><div></div></div><div><div>C
X</div><div>0-1</div><div><div></div><div>S</div></div><div><div>1B</div></div><div><div></div><div></div></div></div><tr><td><div>41 Shawn Hill, R</div><div>9 Bernie Castro, S
OBP: 0.435, SLG: 0.350</div><div>34 Ray King, L</div><div>Jon Rauch, R</div><div>10 Ronnie Belliard, R
OBP: 0.277, SLG: 0.372</div><div>32 Chad Cordero, R</div><div>43 Jesus Colome, R</div><div>92 Roger Bernadina, L
OBP: 0.222, SLG: 0.125</div><div>(1, 1)
(7, PH)
(8, 1)
(8, 1)
(8, PH)
(9, 1)
(10, 1)
(10, PH)</div><div><div>C
B
B
B
B</div><div>4-2</div><div><div></div><div>BB</div></div><div><div></div></div><div><div></div><div></div></div></div><div><div></div><div></div><div></div><div></div></div><div><div>C
SAFE</div><div>0-3</div><div><div>K</div><div></div></div><div><div>1</div></div><div><div></div><div></div></div></div><div><div></div><div></div><div></div><div></div></div><div><div>B
C
B
B
X</div><div>3-2</div><div><div>1B</div><div>PB</div></div><div><div>1B</div></div><div><div></div><div></div></div></div><tr><td><div>40 Daniel Cabrera, R
ERA: 2.63</div><div>46 Jeremy Guthrie, R
ERA: 1.2</div><div>51 Scott Williamson, R
ERA: 1.08</div><div>28 Danyys Baez, R
ERA: 4.35</div><div>82 Steve Green, R
ERA: 1.69</div><div>(1, 1)
(5, 1)
(7, 1)
(8, 1)
(9, 1)</div><div><div>IP</div><div>WLS</div><div>BF</div><div>H</div><div>R</div><div>ER</div><div>SO</div><div>BB</div><div>IBB</div><div>HBP</div><div>BLK</div><div>WP</div><div>HR</div><div>S</div><div>P</div><div>ERA</div><div>WHIP</div></div><tr><td><div>PITCHER</div><div>Andy Mitchell, R
ERA:</div><div>(10, 1)</div><div><div>IP</div><div>WLS</div><div>BF</div><div>H</div><div>R</div><div>ER</div><div>SO</div><div>BB</div><div>IBB</div><div>HBP</div><div>BLK</div><div>WP</div><div>HR</div><div>S</div><div>P</div><div>ERA</div><div>WHIP</div></div></td></tr></td></tr></td></tr></td></tr>
 | <div>5 Kory Casto, L
OBP: 0.389, SLG: 0.362</div> <div></div> <div>(1, 7)</div> <div><div>X</div><div>0-0</div><div><div></div><div>41
BB</div></div><div><div>1B</div></div><div><div></div><div></div></div></div> <div><div></div><div></div><div></div><div></div></div> <div><div>S
B
B
X</div><div>2-3</div><div><div>K</div><div></div></div><div><div>3</div></div><div><div></div><div></div></div></div> <div><div></div><div></div><div></div><div></div></div> <div><div>C
B
B
X</div><div>1-2</div><div><div>G4-3</div><div></div></div><div><div>3</div></div><div><div></div><div></div></div></div> <div><div></div><div></div><div></div><div></div></div> <div><div>C
X</div><div>0-1</div><div><div></div><div>S</div></div><div><div>1B</div></div><div><div></div><div></div></div></div> <tr><td><div>41 Shawn Hill, R</div><div>9 Bernie Castro, S
OBP: 0.435, SLG: 0.350</div><div>34 Ray King, L</div><div>Jon Rauch, R</div><div>10 Ronnie Belliard, R
OBP: 0.277, SLG: 0.372</div><div>32 Chad Cordero, R</div><div>43 Jesus Colome, R</div><div>92 Roger Bernadina, L
OBP: 0.222, SLG: 0.125</div><div>(1, 1)
(7, PH)
(8, 1)
(8, 1)
(8, PH)
(9, 1)
(10, 1)
(10, PH)</div><div><div>C
B
B
B
B</div><div>4-2</div><div><div></div><div>BB</div></div><div><div></div></div><div><div></div><div></div></div></div><div><div></div><div></div><div></div><div></div></div><div><div>C
SAFE</div><div>0-3</div><div><div>K</div><div></div></div><div><div>1</div></div><div><div></div><div></div></div></div><div><div></div><div></div><div></div><div></div></div><div><div>B
C
B
B
X</div><div>3-2</div><div><div>1B</div><div>PB</div></div><div><div>1B</div></div><div><div></div><div></div></div></div><tr><td><div>40 Daniel Cabrera, R
ERA: 2.63</div><div>46 Jeremy Guthrie, R
ERA: 1.2</div><div>51 Scott Williamson, R
ERA: 1.08</div><div>28 Danyys Baez, R
ERA: 4.35</div><div>82 Steve Green, R
ERA: 1.69</div><div>(1, 1)
(5, 1)
(7, 1)
(8, 1)
(9, 1)</div><div><div>IP</div><div>WLS</div><div>BF</div><div>H</div><div>R</div><div>ER</div><div>SO</div><div>BB</div><div>IBB</div><div>HBP</div><div>BLK</div><div>WP</div><div>HR</div><div>S</div><div>P</div><div>ERA</div><div>WHIP</div></div><tr><td><div>PITCHER</div><div>Andy Mitchell, R
ERA:</div><div>(10, 1)</div><div><div>IP</div><div>WLS</div><div>BF</div><div>H</div><div>R</div><div>ER</div><div>SO</div><div>BB</div><div>IBB</div><div>HBP</div><div>BLK</div><div>WP</div><div>HR</div><div>S</div><div>P</div><div>ERA</div><div>WHIP</div></div></td></tr></td></tr></td></tr> | <div>41 Shawn Hill, R</div> <div>9 Bernie Castro, S
OBP: 0.435, SLG: 0.350</div> <div>34 Ray King, L</div> <div>Jon Rauch, R</div> <div>10 Ronnie Belliard, R
OBP: 0.277, SLG: 0.372</div> <div>32 Chad Cordero, R</div> <div>43 Jesus Colome, R</div> <div>92 Roger Bernadina, L
OBP: 0.222, SLG: 0.125</div> <div>(1, 1)
(7, PH)
(8, 1)
(8, 1)
(8, PH)
(9, 1)
(10, 1)
(10, PH)</div> <div><div>C
B
B
B
B</div><div>4-2</div><div><div></div><div>BB</div></div><div><div></div></div><div><div></div><div></div></div></div> <div><div></div><div></div><div></div><div></div></div> <div><div>C
SAFE</div><div>0-3</div><div><div>K</div><div></div></div><div><div>1</div></div><div><div></div><div></div></div></div> <div><div></div><div></div><div></div><div></div></div>
<div><div>B
C
B
B
X</div><div>3-2</div><div><div>1B</div><div>PB</div></div><div><div>1B</div></div><div><div></div><div></div></div></div> <tr><td><div>40 Daniel Cabrera, R
ERA: 2.63</div><div>46 Jeremy Guthrie, R
ERA: 1.2</div><div>51 Scott Williamson, R
ERA: 1.08</div><div>28 Danyys Baez, R
ERA: 4.35</div><div>82 Steve Green, R
ERA: 1.69</div><div>(1, 1)
(5, 1)
(7, 1)
(8, 1)
(9, 1)</div><div><div>IP</div><div>WLS</div><div>BF</div><div>H</div><div>R</div><div>ER</div><div>SO</div><div>BB</div><div>IBB</div><div>HBP</div><div>BLK</div><div>WP</div><div>HR</div><div>S</div><div>P</div><div>ERA</div><div>WHIP</div></div><tr><td><div>PITCHER</div><div>Andy Mitchell, R
ERA:</div><div>(10, 1)</div><div><div>IP</div><div>WLS</div><div>BF</div><div>H</div><div>R</div><div>ER</div><div>SO</div><div>BB</div><div>IBB</div><div>HBP</div><div>BLK</div><div>WP</div><div>HR</div><div>S</div><div>P</div><div>ERA</div><div>WHIP</div></div></td></tr></td></tr> | <div>40 Daniel Cabrera, R
ERA: 2.63</div> <div>46 Jeremy Guthrie, R
ERA: 1.2</div> <div>51 Scott Williamson, R
ERA: 1.08</div> <div>28 Danyys Baez, R
ERA: 4.35</div> <div>82 Steve Green, R
ERA: 1.69</div> <div>(1, 1)
(5, 1)
(7, 1)
(8, 1)
(9, 1)</div> <div><div>IP</div><div>WLS</div><div>BF</div><div>H</div><div>R</div><div>ER</div><div>SO</div><div>BB</div><div>IBB</div><div>HBP</div><div>BLK</div><div>WP</div><div>HR</div><div>S</div><div>P</div><div>ERA</div><div>WHIP</div></div> <tr><td><div>PITCHER</div><div>Andy Mitchell, R
ERA:</div><div>(10, 1)</div><div><div>IP</div><div>WLS</div><div>BF</div><div>H</div><div>R</div><div>ER</div><div>SO</div><div>BB</div><div>IBB</div><div>HBP</div><div>BLK</div><div>WP</div><div>HR</div><div>S</div><div>P</div><div>ERA</div><div>WHIP</div></div></td></tr>
 | <div>PITCHER</div> <div>Andy Mitchell, R
ERA:</div> <div>(10, 1)</div> <div><div>IP</div><div>WLS</div><div>BF</div><div>H</div><div>R</div><div>ER</div><div>SO</div><div>BB</div><div>IBB</div><div>HBP</div><div>BLK</div><div>WP</div><div>HR</div><div>S</div><div>P</div><div>ERA</div><div>WHIP</div></div> |
 | | |
 | | | | | | | | | | | | | | | | | | | | | | | | | | | | | | | | | | | | |
| <div>5 Kory Casto, L
OBP: 0.389, SLG: 0.362</div> <div></div> <div>(1, 7)</div> <div><div>X</div><div>0-0</div><div><div></div><div>41
BB</div></div><div><div>1B</div></div><div><div></div><div></div></div></div> <div><div></div><div></div><div></div><div></div></div> <div><div>S
B
B
X</div><div>2-3</div><div><div>K</div><div></div></div><div><div>3</div></div><div><div></div><div></div></div></div> <div><div></div><div></div><div></div><div></div></div> <div><div>C
B
B
X</div><div>1-2</div><div><div>G4-3</div><div></div></div><div><div>3</div></div><div><div></div><div></div></div></div> <div><div></div><div></div><div></div><div></div></div> <div><div>C
X</div><div>0-1</div><div><div></div><div>S</div></div><div><div>1B</div></div><div><div></div><div></div></div></div> <tr><td><div>41 Shawn Hill, R</div><div>9 Bernie Castro, S
OBP: 0.435, SLG: 0.350</div><div>34 Ray King, L</div><div>Jon Rauch, R</div><div>10 Ronnie Belliard, R
OBP: 0.277, SLG: 0.372</div><div>32 Chad Cordero, R</div><div>43 Jesus Colome, R</div><div>92 Roger Bernadina, L
OBP: 0.222, SLG: 0.125</div><div>(1, 1)
(7, PH)
(8, 1)
(8, 1)
(8, PH)
(9, 1)
(10, 1)
(10, PH)</div><div><div>C
B
B
B
B</div><div>4-2</div><div><div></div><div>BB</div></div><div><div></div></div><div><div></div><div></div></div></div><div><div></div><div></div><div></div><div></div></div><div><div>C
SAFE</div><div>0-3</div><div><div>K</div><div></div></div><div><div>1</div></div><div><div></div><div></div></div></div><div><div></div><div></div><div></div><div></div></div><div><div>B
C
B
B
X</div><div>3-2</div><div><div>1B</div><div>PB</div></div><div><div>1B</div></div><div><div></div><div></div></div></div><tr><td><div>40 Daniel Cabrera, R
ERA: 2.63</div><div>46 Jeremy Guthrie, R
ERA: 1.2</div><div>51 Scott Williamson, R
ERA: 1.08</div><div>28 Danyys Baez, R
ERA: 4.35</div><div>82 Steve Green, R
ERA: 1.69</div><div>(1, 1)
(5, 1)
(7, 1)
(8, 1)
(9, 1)</div><div><div>IP</div><div>WLS</div><div>BF</div><div>H</div><div>R</div><div>ER</div><div>SO</div><div>BB</div><div>IBB</div><div>HBP</div><div>BLK</div><div>WP</div><div>HR</div><div>S</div><div>P</div><div>ERA</div><div>WHIP</div></div><tr><td><div>PITCHER</div><div>Andy Mitchell, R
ERA:</div><div>(10, 1)</div><div><div>IP</div><div>WLS</div><div>BF</div><div>H</div><div>R</div><div>ER</div><div>SO</div><div>BB</div><div>IBB</div><div>HBP</div><div>BLK</div><div>WP</div><div>HR</div><div>S</div><div>P</div><div>ERA</div><div>WHIP</div></div></td></tr></td></tr></td></tr>
 | <div>41 Shawn Hill, R</div> <div>9 Bernie Castro, S
OBP: 0.435, SLG: 0.350</div> <div>34 Ray King, L</div> <div>Jon Rauch, R</div> <div>10 Ronnie Belliard, R
OBP: 0.277, SLG: 0.372</div> <div>32 Chad Cordero, R</div> <div>43 Jesus Colome, R</div> <div>92 Roger Bernadina, L
OBP: 0.222, SLG: 0.125</div> <div>(1, 1)
(7, PH)
(8, 1)
(8, 1)
(8, PH)
(9, 1)
(10, 1)
(10, PH)</div> <div><div>C
B
B
B
B</div><div>4-2</div><div><div></div><div>BB</div></div><div><div></div></div><div><div></div><div></div></div></div> <div><div></div><div></div><div></div><div></div></div> <div><div>C
SAFE</div><div>0-3</div><div><div>K</div><div></div></div><div><div>1</div></div><div><div></div><div></div></div></div> <div><div></div><div></div><div></div><div></div></div> <div><div>B
C
B
B
X</div><div>3-2</div><div><div>1B</div><div>PB</div></div><div><div>1B</div></div><div><div></div><div></div></div></div> <tr><td><div>40 Daniel Cabrera, R
ERA: 2.63</div><div>46 Jeremy Guthrie, R
ERA: 1.2</div><div>51 Scott Williamson, R
ERA: 1.08</div><div>28 Danyys Baez, R
ERA: 4.35</div><div>82 Steve Green, R
ERA: 1.69</div><div>(1, 1)
(5, 1)
(7, 1)
(8, 1)
(9, 1)</div><div><div>IP</div><div>WLS</div><div>BF</div><div>H</div><div>R</div><div>ER</div><div>SO</div><div>BB</div><div>IBB</div><div>HBP</div><div>BLK</div><div>WP</div><div>HR</div><div>S</div><div>P</div><div>ERA</div><div>WHIP</div></div><tr><td><div>PITCHER</div><div>Andy Mitchell, R
ERA:</div><div>(10, 1)</div><div><div>IP</div><div>WLS</div><div>BF</div><div>H</div><div>R</div><div>ER</div><div>SO</div><div>BB</div><div>IBB</div><div>HBP</div><div>BLK</div><div>WP</div><div>HR</div><div>S</div><div>P</div><div>ERA</div><div>WHIP</div></div></td></tr></td></tr> | <div>40 Daniel Cabrera, R
ERA: 2.63</div> <div>46 Jeremy Guthrie, R
ERA: 1.2</div> <div>51 Scott Williamson, R
ERA: 1.08</div> <div>28 Danyys Baez, R
ERA: 4.35</div> <div>82 Steve Green, R
ERA: 1.69</div> <div>(1, 1)
(5, 1)
(7, 1)
(8, 1)
(9, 1)</div> <div><div>IP</div><div>WLS</div><div>BF</div><div>H</div><div>R</div><div>ER</div><div>SO</div><div>BB</div><div>IBB</div><div>HBP</div><div>BLK</div><div>WP</div><div>HR</div><div>S</div><div>P</div><div>ERA</div><div>WHIP</div></div> <tr><td><div>PITCHER</div><div>Andy Mitchell, R
ERA:</div><div>(10, 1)</div><div><div>IP</div><div>WLS</div><div>BF</div><div>H</div><div>R</div><div>ER</div><div>SO</div><div>BB</div><div>IBB</div><div>HBP</div><div>BLK</div><div>WP</div><div>HR</div><div>S</div><div>P</div><div>ERA</div><div>WHIP</div></div></td></tr>
 | <div>PITCHER</div> <div>Andy Mitchell, R
ERA:</div> <div>(10, 1)</div> <div><div>IP</div><div>WLS</div><div>BF</div><div>H</div><div>R</div><div>ER</div><div>SO</div><div>BB</div><div>IBB</div><div>HBP</div><div>BLK</div><div>WP</div><div>HR</div><div>S</div><div>P</div><div>ERA</div><div>WHIP</div></div>
 | |
 | | |
 | | | | | | | | | | | | | | | | | | | | | | | | | | | | | | | | | | | | |
| <div>41 Shawn Hill, R</div> <div>9 Bernie Castro, S
OBP: 0.435, SLG: 0.350</div> <div>34 Ray King, L</div> <div>Jon Rauch, R</div> <div>10 Ronnie Belliard, R
OBP: 0.277, SLG: 0.372</div> <div>32 Chad Cordero, R</div> <div>43 Jesus Colome, R</div> <div>92 Roger Bernadina, L
OBP: 0.222, SLG: 0.125</div> <div>(1, 1)
(7, PH)
(8, 1)
(8, 1)
(8, PH)
(9, 1)
(10, 1)
(10, PH)</div> <div><div>C
B
B
B
B</div><div>4-2</div><div><div></div><div>BB</div></div><div><div></div></div><div><div></div><div></div></div></div> <div><div></div><div></div><div></div><div></div></div> <div><div>C
SAFE</div><div>0-3</div><div><div>K</div><div></div></div><div><div>1</div></div><div><div></div><div></div></div></div> <div><div></div><div></div><div></div><div></div></div> <div><div>B
C
B
B
X</div><div>3-2</div><div><div>1B</div><div>PB</div></div><div><div>1B</div></div><div><div></div><div></div></div></div> <tr><td><div>40 Daniel Cabrera, R
ERA: 2.63</div><div>46 Jeremy Guthrie, R
ERA: 1.2</div><div>51 Scott Williamson, R
ERA: 1.08</div><div>28 Danyys Baez, R
ERA: 4.35</div><div>82 Steve Green, R
ERA: 1.69</div><div>(1, 1)
(5, 1)
(7, 1)
(8, 1)
(9, 1)</div><div><div>IP</div><div>WLS</div><div>BF</div><div>H</div><div>R</div><div>ER</div><div>SO</div><div>BB</div><div>IBB</div><div>HBP</div><div>BLK</div><div>WP</div><div>HR</div><div>S</div><div>P</div><div>ERA</div><div>WHIP</div></div><tr><td><div>PITCHER</div><div>Andy Mitchell, R
ERA:</div><div>(10, 1)</div><div><div>IP</div><div>WLS</div><div>BF</div><div>H</div><div>R</div><div>ER</div><div>SO</div><div>BB</div><div>IBB</div><div>HBP</div><div>BLK</div><div>WP</div><div>HR</div><div>S</div><div>P</div><div>ERA</div><div>WHIP</div></div></td></tr></td></tr>
 | <div>40 Daniel Cabrera, R
ERA: 2.63</div> <div>46 Jeremy Guthrie, R
ERA: 1.2</div> <div>51 Scott Williamson, R
ERA: 1.08</div> <div>28 Danyys Baez, R
ERA: 4.35</div> <div>82 Steve Green, R
ERA: 1.69</div> <div>(1, 1)
(5, 1)
(7, 1)
(8, 1)
(9, 1)</div> <div><div>IP</div><div>WLS</div><div>BF</div><div>H</div><div>R</div><div>ER</div><div>SO</div><div>BB</div><div>IBB</div><div>HBP</div><div>BLK</div><div>WP</div><div>HR</div><div>S</div><div>P</div><div>ERA</div><div>WHIP</div></div> <tr><td><div>PITCHER</div><div>Andy Mitchell, R
ERA:</div><div>(10, 1)</div><div><div>IP</div><div>WLS</div><div>BF</div><div>H</div><div>R</div><div>ER</div><div>SO</div><div>BB</div><div>IBB</div><div>HBP</div><div>BLK</div><div>WP</div><div>HR</div><div>S</div><div>P</div><div>ERA</div><div>WHIP</div></div></td></tr> | <div>PITCHER</div> <div>Andy Mitchell, R
ERA:</div> <div>(10, 1)</div> <div><div>IP</div><div>WLS</div><div>BF</div><div>H</div><div>R</div><div>ER</div><div>SO</div><div>BB</div><div>IBB</div><div>HBP</div><div>BLK</div><div>WP</div><div>HR</div><div>S</div><div>P</div><div>ERA</div><div>WHIP</div></div>
 |
 | |
 | | |
 | | | | | | | | | | | | | | | | | | | | | | | | | | | | | | | | | | | | |
| <div>40 Daniel Cabrera, R
ERA: 2.63</div> <div>46 Jeremy Guthrie, R
ERA: 1.2</div> <div>51 Scott Williamson, R
ERA: 1.08</div> <div>28 Danyys Baez, R
ERA: 4.35</div> <div>82 Steve Green, R
ERA: 1.69</div> <div>(1, 1)
(5, 1)
(7, 1)
(8, 1)
(9, 1)</div> <div><div>IP</div><div>WLS</div><div>BF</div><div>H</div><div>R</div><div>ER</div><div>SO</div><div>BB</div><div>IBB</div><div>HBP</div><div>BLK</div><div>WP</div><div>HR</div><div>S</div><div>P</div><div>ERA</div><div>WHIP</div></div> <tr><td><div>PITCHER</div><div>Andy Mitchell, R
ERA:</div><div>(10, 1)</div><div><div>IP</div><div>WLS</div><div>BF</div><div>H</div><div>R</div><div>ER</div><div>SO</div><div>BB</div><div>IBB</div><div>HBP</div><div>BLK</div><div>WP</div><div>HR</div><div>S</div><div>P</div><div>ERA</div><div>WHIP</div></div></td></tr>
 | <div>PITCHER</div> <div>Andy Mitchell, R
ERA:</div> <div>(10, 1)</div> <div><div>IP</div><div>WLS</div><div>BF</div><div>H</div><div>R</div><div>ER</div><div>SO</div><div>BB</div><div>IBB</div><div>HBP</div><div>BLK</div><div>WP</div><div>HR</div><div>S</div><div>P</div><div>ERA</div><div>WHIP</div></div> |
 |
 | |
 | | |
 | | | | | | | | | | | | | | | | | | | | | | | | | | | | | | | | | | | | |
| <div>PITCHER</div> <div>Andy Mitchell, R
ERA:</div> <div>(10, 1)</div> <div><div>IP</div><div>WLS</div><div>BF</div><div>H</div><div>R</div><div>ER</div><div>SO</div><div>BB</div><div>IBB</div><div>HBP</div><div>BLK</div><div>WP</div><div>HR</div><div>S</div><div>P</div><div>ERA</div><div>WHIP</div></div>
 | |
 |
 | |
 | | |
 | | | | | | | | | | | | | | | | | | | | | | | | | | | | | | | | | | | | |

Baltimore Orioles @ Washington Nationals

Cooper Stadium, Columbus, OH

Thu Mar 29 2007, 4:05 PM EDT

Att. 4,803 - Sunny - 65 F

livebaseballscorecards.com

AB	40
R	3
H	10
RBI	1
BB	6
SO	12
LOB	25



WP: 1	PA: 47
PB: 1	
SB: 1	
CS: 0	



Batter	1	2	3	4	5	6	7	8	9	AB R H RBI BB SO LOB	BOTTOM														
<div>1 Brian Roberts, S OBP: 0.286, SLG: 0.286</div> <div>Cesar Crespo, S OBP: 0.429, SLG: 0.417</div>	<div>3-1</div> <div>P3</div> <div>1</div>		<div>1-1</div> <div>F8</div> <div>3</div>				<div>4-1</div> <div>G5-3</div> <div>70</div> <div>38</div> <div>1B</div> <div>BB</div>		<div>3 0 0 0 0 0 0</div> <div>0 0 0 0 1 0 0</div>	<div>Washington Nationals @ Baltimore Orioles</div> <div>Harbor Park, Norfolk, VA</div> <div>Fri Mar 30 2007, 2:05 PM EDT</div> <div>Att. 12,408 - Sunny - 57 F</div>															
<div>6 Melvin Mora, R OBP: 0.324, SLG: 0.344</div> <div>38 Terry Tiffee, S OBP: 0.295, SLG: 0.326</div>	<div>2-2</div> <div>G6-3</div> <div>2</div>			<div>4-1</div> <div>10 BB</div> <div>21 1B</div> <div>17 FC3-6</div> <div>BB</div>	<div>2-2</div> <div>F8</div> <div>3</div>		<div>0-0</div> <div>1-2</div> <div>1B</div>	<div>1 SAFE</div>	<div>2 1 0 0 1 0 0</div> <div>1 0 1 0 0 0 0</div>																
<div>21 Nick Markakis, L OBP: 0.371, SLG: 0.574</div> <div>70 Jason Dubois, R OBP: 0.326, SLG: 0.439</div> <div>Paul Bako, L OBP: 0.320, SLG: 0.292</div>	<div>1-0</div> <div>F9</div> <div>3</div>			<div>0-0</div> <div>17 FC3-6</div> <div>10 BB</div> <div>55 SF8</div> <div>1B</div>		<div>0-0</div> <div>73 1B</div> <div>2B</div>	<div>1-1</div> <div>G5-3</div> <div>2</div> <div>3</div>	<div>2-3f</div>	<div>2 1 1 0 0 0 0</div> <div>2 1 1 0 0 0 2</div> <div>0 0 0 0 0 0 0</div>																
<div>10 Miguel Tejada, R OBP: 0.292, SLG: 0.323</div> <div>3 Freddie Bynum, L OBP: 0.196, SLG: 0.208</div>		<div>1-0</div> <div>G6-3</div> <div>1</div>		<div>4-0</div> <div>17 FC3-6</div> <div>BB</div>		<div>0-0</div> <div>L4</div>		<div>0-0</div> <div>P6</div>	<div>1</div>	<div>2 0 0 0 1 0 1</div> <div>1 0 0 0 0 0 0</div>															
<div>17 Aubrey Huff, L OBP: 0.365, SLG: 0.475</div> <div>Chris Gomez, R OBP: 0.309, SLG: 0.277</div>		<div>1-3</div> <div>K</div> <div>2</div>		<div>0-1</div> <div>FC3-6</div> <div>1</div>		<div>4-1</div> <div>73 1B</div> <div>BB</div>		<div>1-0</div> <div>60 1B</div> <div>2B</div> <div>1B</div>	<div>2 0 0 1 1 1 2</div> <div>1 1 1 0 0 0 0</div>																
<div>55 Ramon Hernandez, R</div> <div>60 J.R. House, R OBP: 0.231, SLG: 0.240</div>	<div>1-2</div> <div>1B</div>	<div>1-2</div> <div>1B</div>		<div>0-0</div> <div>SF8</div> <div>2</div>		<div>3-2</div> <div>F9</div> <div>2</div>		<div>0-1</div> <div>2B</div> <div>1B</div>	<div>1 0 1 1 0 0 0</div> <div>2 1 1 0 0 0 2</div>																
<div>31 Jay Gibbons, L OBP: 0.278, SLG: 0.313</div> <div>73 Mike Cervenak, R OBP: 0.280, SLG: 0.440</div>	<div>1-2</div> <div>G4-3</div> <div>3</div>			<div>1-0</div> <div>G4-3</div> <div>3</div>		<div>0-0</div> <div>FC5-4</div> <div>1B</div>		<div>1-3</div> <div>K</div> <div>2</div>	<div>2 0 0 0 0 0 2</div> <div>2 0 1 1 0 1 2</div>																
<div>Kevin Millar, R OBP: 0.188, SLG: 0.163</div>			<div>0-0</div> <div>F7</div> <div>1</div>			<div>0-1</div> <div>G5-3</div> <div>1</div>	<div>2-2</div> <div>FC5-4</div> <div>3</div>	<div>2-1</div> <div>2B</div>	<div>4 0 1 2 0 0 2</div>																
<div>17 Corey Patterson, L OBP: 0.302, SLG: 0.368</div> <div>71 Ruddy Yan, S OBP: 0.324, SLG: 0.306</div>			<div>0-1</div> <div>L8</div> <div>2</div>		<div>3-2</div> <div>HR</div>		<div>2-1</div> <div>G5-3</div> <div>1</div>	<div>1-0</div> <div>G6-3</div> <div>3</div>	<div>2 1 1 1 0 0 0</div> <div>2 0 0 0 0 0 1</div>																
Inning Stats	R: 0 E: 0 K: 0 S: 8	H: 0 LOB: 0 BB: 0 P: 14	R: 0 E: 0 K: 1 S: 10	H: 1 LOB: 1 BB: 0 P: 14	R: 0 E: 0 K: 0 S: 5	H: 0 LOB: 0 BB: 0 P: 6	R: 2 E: 0 K: 0 S: 6	H: 1 LOB: 1 BB: 2 P: 15	R: 1 E: 0 K: 0 S: 10	H: 1 LOB: 0 BB: 0 P: 15	R: 1 E: 0 K: 0 S: 10	H: 2 LOB: 2 BB: 1 P: 19	R: 0 E: 0 K: 0 S: 6	H: 1 LOB: 1 BB: 1 P: 13	R: 2 E: 0 K: 1 S: 10	H: 3 LOB: 1 BB: 0 P: 15	1B: 6 2B: 2 3B: 0 HR: 1	SF: 1 SAC: 0 DP: 1 HBP: 0	WP: 0 PB: 0 SB: 0 CS: 0	PA: 36	ERA WHIP				
PITCHER	IP 5.2	WLS B	BF 5	H 2	R 0	ER 0	SO 0	BB 1	IBB 0	HBP 0	BLK 0	WP 0	HR 1	S 8	P 16	ERA 0.00	WHIP 4.500								
47 Matt Chico, L ERA: 5.16	(1, 1)																								
59 Micah Bowie, L ERA: 1.93	(6, 1)																								
35 Ryan Wagner, R ERA: 3.86	(7, 1)																								
Jon Rauch, R ERA: 4.7	(8, 1)																								


Batter	1		2		3		4		5		6		7		8		9		AB	R	H	RBI	BB	SO	LOB	BOTTOM			
<div>Felipe Lopez, S OBP: 0.247, SLG: 0.246</div> <div>10 Ronnie Belliard, R OBP: 0.278, SLG: 0.354</div> <div><div>C B X</div><div>1-1</div><div>G6-3</div><div>1</div><div>C B B B X</div><div><div><div></div><div></div><div></div></div></div></div>	<div>15 Cristian Guzman, S OBP: 0.449, SLG: 0.543</div> <div>Josh Wilson, R OBP: 0.413, SLG: 0.407</div> <div><div>X</div><div>0-0</div><div><div><div></div><div></div><div></div></div></div><div>11 FC6-4</div><div>1B</div></div>	<div>11 Ryan Zimmerman, R OBP: 0.468, SLG: 0.671</div> <div>Tony Batista, R OBP: 0.300, SLG: 0.400</div> <div><div>C B X</div><div>1-1</div><div>FC6-4</div><div>2</div><div>C B B B T B</div><div><div><div></div><div></div><div></div></div></div><div>25 1B</div><div>21 PB</div><div>1-2f</div></div>	<div>25 Austin Kearns, R OBP: 0.395, SLG: 0.328</div> <div>77 Abraham Nunez, S OBP: 0.255, SLG: 0.289</div> <div><div>B C X</div><div>1-1</div><div><div><div></div><div></div><div></div></div></div><div>BB</div><div>21 PB</div><div>1B</div></div>	<div>21 Dmitri Young, S 36 Levane Spengler, R 34 Ray King, L Chris Snelling, L 43 Jesus Colome, R 75 Mike Bacsik, L Chris Booker, R 4 D'Angelo Jimenez, S 32 Chad Cordero, R</div> <div><div>C B B F F B B</div><div>4-2</div><div><div><div></div><div></div><div></div></div></div><div>BB</div><div>1-2</div><div>3-H</div><div>BB</div></div>	<div>Brian Schneider, L OBP: 0.421, SLG: 0.629</div> <div>3 Jesus Flores, R OBP: 0.543, SLG: 0.839</div> <div><div>B B B B</div><div>4-0</div><div><div><div></div><div></div><div></div></div></div><div>1-2</div><div>2-3</div><div>BB</div></div>	<div>Ryan Church, L OBP: 0.301, SLG: 0.292</div> <div>92 Roger Bernadina, L OBP: 0.200, SLG: 0.111</div> <div><div>C C B F F F C</div><div>2-3</div><div><div><div></div><div></div><div></div></div></div><div>3</div></div>	<div>7 Nook Logan, S OBP: 0.351, SLG: 0.347</div> <div>Kory Casto, L OBP: 0.368, SLG: 0.340</div> <div><div>B B C C S T C</div><div>2-3</div><div><div><div></div><div></div><div></div></div></div><div>1</div><div>K</div></div>	<div>57 Jason Bergmann, R 33 Larry Broadway, L 13 Robert Fick, L OBP: 0.333, SLG: 0.371</div> <div><div>B B C C S T C</div><div>3-3</div><div><div><div></div><div></div><div></div></div></div><div>2</div><div>K</div></div>	<div>R: 1 H: 2 E: 0 LOB: 3 K: 1 BB: 2 S: 15 P: 28</div> <div>R: 0 H: 0 E: 0 LOB: 0 K: 2 BB: 0 S: 10 P: 17</div> <div>R: 0 H: 0 E: 0 LOB: 1 K: 0 BB: 1 S: 7 P: 14</div> <div>R: 1 H: 1 E: 0 LOB: 2 K: 0 BB: 1 S: 6 P: 10</div> <div>R: 1 H: 1 E: 0 LOB: 2 K: 0 BB: 1 S: 9 P: 17</div> <div>R: 0 H: 0 E: 0 LOB: 0 K: 0 BB: 0 S: 5 P: 7</div> <div>R: 0 H: 1 E: 0 LOB: 1 K: 2 BB: 0 S: 16 P: 24</div> <div>R: 0 H: 0 E: 0 LOB: 0 K: 0 BB: 0 S: 6 P: 8</div> <div>R: 0 H: 0 E: 0 LOB: 0 K: 0 BB: 0 S: 7 P: 13</div> <div>1B: 5 SF: 0 2B: 0 SAC: 1 3B: 0 DP: 0 HR: 0 HBP: 0</div>	<div>29 Adam Loewen, L ERA: 1.64</div> <div>41 Steve Trachsel, R ERA: 4.5</div> <div>53 Todd Williams, R ERA: 1.74</div> <div>Chad Bradford, R ERA: 8.74</div> <div>32 Jamie Walker, L ERA: 1.5</div> <div>IP WLS BF H R ER SO BB IBB HBP BLK WP HR S P ERA WHIP</div> <div>3.0 W 14 2 1 1 0 3 3 0 0 0 0 0 32 59 3.00 1.667</div> <div>3.0 H 13 2 2 1 0 2 0 0 0 0 0 20 34 3.00 1.333</div> <div>1.0 H 4 1 0 0 2 0 0 0 0 0 1 0 16 24 0.00 1.000</div> <div>1.0 H 3 0 0 0 0 0 0 0 0 0 0 0 6 8 0.00 0.000</div> <div>1.0 S 3 0 0 0 0 0 0 0 0 0 0 0 7 13 0.00 0.000</div>																			
																			3	0	0	0	0	0	2	<div>Baltimore Orioles @ Washington Nationals</div> <div>Robert F. Kennedy Memorial Stadium, Washington, DC</div> <div>livebaseballscorecards.com</div> <div>AB 31</div> <div>R 3</div> <div>H 5</div> <div>RBI 2</div> <div>BB 5</div> <div>SO 5</div> <div>LOB 15</div> <div><div>WASHINGTON NATIONALS</div></div>			
																			2	0	0	0	0	1	0				
																			3	0	1	0	0	0	0				
																			2	2	1	0	1	0	1				
																			1	0	0	0	0	0	1				
																			2	0	1	0	1	0	1				
																			1	0	0	0	0	1	1				
																			1	0	0	0	0	0	0				
																			0	0	0	0	0	0	0				
																			0	0	0	0	0	0	0				
																			0	0	0	0	0	0	0				
																			0	0	0	0	0	0	0				
																			0	0	0	0	0	0	0				
																			0	0	0	0	0	0	0				
																			0	0	0	0	0	0	0				
																			0	0	0	0	0	0	0				
																			0	0	0	0	0	0	0				
																			0	0	0	0	0	0	0				
																			0	0	0	0	0	0	0				
																			0	0	0	0	0	0	0				
																			0	0	0	0	0	0	0				
																			0	0	0	0	0	0	0				
																			0	0	0	0	0	0	0				
																			0	0	0	0	0	0	0				
																			0	0	0	0	0	0	0				
																			0	0	0	0	0	0	0				
																			0	0	0	0	0	0	0				
																			0	0	0	0	0	0	0				
																			0	0	0	0	0	0	0				
																			0	0	0	0	0	0	0				
																			0	0	0	0	0	0	0				
																			0	0	0	0	0	0	0				
																			0	0	0	0	0	0	0				
																			0	0	0	0	0	0	0				
																			0	0	0	0	0	0	0				
																			0	0	0	0	0	0	0				
																			0	0	0	0	0	0	0				
																			0	0	0	0	0	0	0				
																			0	0	0	0	0	0	0				
																			0	0	0	0	0	0	0				
																			0	0	0	0	0	0	0				
																			0	0	0	0	0	0	0				
																			0	0	0	0	0	0	0				
																			0	0	0	0	0	0	0				
																			0	0	0	0	0	0	0				
																			0	0	0	0	0	0	0				
																			0	0	0	0	0	0	0				
																			0	0	0	0	0	0	0				
																			0	0	0	0	0	0	0				
																			0	0	0	0	0	0	0				
																			0	0	0	0	0	0	0				
																			0	0	0	0	0	0	0				
																			0	0	0	0	0	0	0				
																			0	0	0	0	0	0	0				
																			0	0	0	0	0	0	0				
																			0	0	0	0	0	0	0				
																			0	0	0	0	0	0	0				
																			0	0	0	0	0	0	0				
																			0	0	0	0	0	0	0				
																			0	0	0	0	0	0	0				
																			0	0	0	0	0	0	0				
																			0	0	0	0	0	0	0				
																			0	0	0	0	0	0	0				
																			0	0	0	0	0	0	0				
																			0	0	0	0	0	0	0				
																			0	0	0	0	0	0	0				
																			0	0	0	0	0	0	0				
																			0	0	0	0	0	0	0				
																			0	0	0	0	0	0	0				
																			0	0	0	0	0	0	0				
																			0	0	0	0	0	0	0				
																			0	0	0	0	0	0	0				
																			0	0	0	0	0	0	0				
																			0	0	0	0	0	0	0				
																			0	0	0	0	0	0	0				
																			0	0	0	0	0	0	0				
																			0	0	0	0	0	0	0				
																			0	0	0	0	0	0	0				

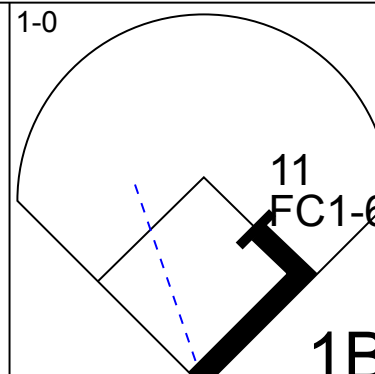
Batter	1				2				3				4				5				6				7				8				9				AB R H RBI BB SO LOB								TOP	
<div>2 Hanley Ramirez, R</div> <div>OBP: 0.500, SLG: 0.667</div> <div>(1, 6)</div>	<div>1-2</div> <div><div>BB</div><div>17 E</div><div>HBP</div></div> <div><div>FC</div><div>FC</div><div>H</div></div>				<div>X</div> <div>0-0</div> <div>SH1-3</div> <div><div>2-3</div></div> <div><div>S</div><div>B</div><div>B</div><div>X</div></div>								<div>X</div> <div>0-0</div> <div>G5-4-3</div> <div><div>1-2f</div></div> <div><div>B</div><div>B</div><div>X</div></div>								<div><div>SC</div><div>X</div></div> <div>0-2</div> <div>FC6-4</div> <div><div>1-2f</div></div> <div><div>B</div><div>B</div><div>X</div></div>								<div><div>B</div><div>B</div><div>X</div></div> <div>2-1</div> <div>P3</div> <div><div>3</div></div>								<div>3 1 0 0 0 0 3</div>									
<div>6 Dan Uggla, R</div> <div>OBP: 0.273, SLG: 0.444</div> <div>(1, 4)</div>	<div>0-1</div> <div>FC6</div> <div><div>17 E</div><div>BB</div></div> <div><div>C</div><div>X</div></div>				<div>1-2</div> <div>G6-3</div> <div><div>S</div><div>B</div><div>B</div><div>X</div></div>												<div>2-0</div> <div>F8</div> <div><div>C</div><div>B</div><div>X</div></div>								<div>1-1</div> <div>G5-3</div> <div><div>C</div><div>B</div><div>X</div></div>								<div>2-3</div> <div>K</div> <div><div>B</div><div>B</div><div>C</div><div>S</div></div>								<div>5 1 0 0 0 1 2</div>					
<div>Miguel Cabrera, R</div> <div>OBP: 0.818, SLG: 1.429</div> <div>(1, 5)</div>	<div>4-2</div> <div><div>14 1B</div><div>17 E</div><div>1B</div></div> <div>BB</div> <div><div>F</div><div>B</div><div>B</div><div>B</div></div>				<div>1-1</div> <div><div>3-H</div></div> <div>1B</div> <div><div>C</div><div>B</div><div>X</div></div>												<div>0-3</div> <div>K</div> <div><div>F</div><div>B</div><div>B</div><div>X</div></div>				<div>2-1</div> <div><div>1B</div></div> <div>2B</div> <div><div>F</div><div>B</div><div>B</div><div>X</div></div>								<div>4-2</div> <div><div>17 2B</div><div>14 2B</div></div> <div>BB</div> <div><div>S</div><div>B</div><div>B</div><div>B</div></div>								<div>3 3 2 1 2 1 0</div>									
<div>17 Mike Jacobs, L</div> <div>OBP: 0.400, SLG: 0.444</div> <div>(1, 3)</div>	<div>2-2</div> <div>E3</div> <div><div>14 1B</div><div>1B</div></div> <div><div>B</div><div>F</div><div>F</div><div>B</div><div>X</div></div>				<div>3-3</div> <div>K</div> <div><div>S</div><div>B</div><div>B</div><div>F</div><div>F</div><div>H</div></div>												<div>0-3</div> <div>K</div> <div><div>S</div><div>B</div><div>B</div><div>F</div><div>H</div></div>				<div>0-0</div> <div><div>1B</div></div> <div>1B</div> <div><div>X</div></div>								<div>0-0</div> <div><div>14 2B</div></div> <div>2B</div> <div><div>X</div></div>								<div>5 2 2 1 0 2 2</div>									
<div>14 Josh Willingham, R</div> <div>OBP: 0.300, SLG: 0.400</div> <div>(1, 7)</div>	<div>2-1</div> <div><div>1B</div></div> <div>1B</div> <div><div>B</div><div>F</div><div>X</div></div>								<div>2-2</div> <div>G6-3</div> <div><div>C</div><div>C</div><div>B</div><div>X</div></div>								<div>1-1</div> <div><div>7 1B</div><div>BB</div></div> <div>FC3-6</div> <div>1B</div> <div><div>S</div><div>X</div></div>				<div>1-3</div> <div>K</div> <div><div>C</div><div>B</div><div>X</div></div>								<div>1-0</div> <div><div>G1-3</div></div> <div>2B</div> <div><div>B</div><div>X</div></div>								<div>5 1 3 2 0 1 2</div>									
<div>Joe Borchard, S</div> <div>OBP: 0.300, SLG: 0.125</div> <div>(1, 9)</div>	<div>3-3</div> <div><div>K</div></div> <div><div>B</div><div>B</div><div>B</div><div>B</div></div>								<div>1-0</div> <div>E6</div> <div><div>G6-4-3</div></div> <div><div>B</div><div>X</div></div>								<div>1-3</div> <div>K</div> <div><div>C</div><div>C</div><div>C</div><div>S</div></div>				<div>1-0</div> <div><div>1B</div></div> <div><div>1-3</div><div>2-H</div></div>								<div>2-0</div> <div>G1-3</div> <div><div>2-3</div></div> <div><div>B</div><div>X</div></div>								<div>5 0 1 1 0 2 5</div>									
<div>Miguel Olivo, R</div> <div>OBP: 0.400, SLG: 0.333</div> <div>(1, 2)</div>	<div>2-1</div> <div><div>7</div><div>G4-3</div></div> <div>1B</div> <div><div>B</div><div>D</div><div>X</div></div>								<div>0-0</div> <div>G6-4-3</div> <div><div>1-2f</div></div> <div><div>X</div></div>								<div>4-1</div> <div><div>FC3-6</div><div>7 1B</div></div> <div>BB</div> <div><div>B</div><div>B</div><div>B</div><div>B</div></div>				<div>0-3</div> <div>K</div> <div><div>C</div><div>C</div><div>S</div><div>B</div></div>								<div>1-0</div> <div>G4-3</div> <div><div>3</div></div> <div><div>B</div><div>X</div></div>								<div>4 0 1 2 1 1 4</div>									
<div>7 Alejandro De Aza, L</div> <div>OBP: 0.444, SLG: 0.625</div> <div>(1, 8)</div>	<div>2-1</div> <div>G4-3</div> <div><div>1-2f</div></div> <div><div>S</div><div>B</div><div>B</div><div>X</div></div>												<div>1-2</div> <div>L8</div> <div><div>L</div><div>C</div><div>B</div><div>X</div></div>												<div>1-1</div> <div>G4-3</div> <div><div>1</div></div> <div><div>B</div><div>X</div></div>								<div>4 0 1 0 0 0 2</div>													
<div>Scott Olsen, L</div> <div>OBP: 0.667, SLG: 1.000</div> <div>(1, 1)</div> <div>37 Renyel Pinto, L</div> <div>Kevin Gregg, R</div> <div>4 Alfredo Amezaga, S</div> <div>77 Henry Owens, R</div> <div>48 Lee Gardner, R</div> <div>(6, 1)</div> <div>(7, 1)</div> <div>(8, PH)</div> <div>(8, 1)</div> <div>(9, 1)</div>					<div>0-1</div> <div>SH1-3</div> <div><div>2</div><div>1B</div></div> <div>2B</div> <div><div>C</div><div>X</div></div>								<div>1-0</div> <div><div>2</div><div>G5-4-3</div></div> <div>1B</div> <div><div>B</div><div>X</div></div>								<div>0-1</div> <div>FC3-6</div> <div><div>2</div><div>FC6-4</div></div> <div><div>1-2f</div><div>2-3</div><div>3-H</div></div> <div><div>F</div><div>X</div></div>								<div>1-2</div> <div>G3</div> <div><div>2</div></div> <div><div>B</div><div>X</div></div>								<div>3 1 2 1 0 0 2</div> <div>0 0 0 0 0 0 0</div> <div>0 0 0 0 0 0 0</div> <div>1 0 0 0 0 0 0</div> <div>0 0 0 0 0 0 0</div> <div>0 0 0 0 0 0 0</div>									
Inning Stats	R: 4 E: 2 K: 1 S: 20	H: 2 LOB: 1 BB: 1 P: 36	R: 1 E: 0 K: 1 S: 13	H: 2 LOB: 1 BB: 0 P: 18	R: 0 E: 1 K: 0 S: 5	H: 0 LOB: 0 BB: 0 P: 8	R: 0 E: 0 K: 0 S: 5	H: 1 LOB: 0 BB: 0 P: 7	R: 0 E: 0 K: 2 S: 9	H: 0 LOB: 0 BB: 0 P: 11	R: 1 E: 0 K: 1 S: 15	H: 2 LOB: 2 BB: 1 P: 22	R: 1 E: 0 K: 2 S: 12	H: 3 LOB: 2 BB: 0 P: 17	R: 0 E: 0 K: 0 S: 11	H: 0 LOB: 0 BB: 0 P: 15	R: 2 E: 0 K: 1 S: 9	H: 2 LOB: 1 BB: 1 P: 19	1B: 8 2B: 4 3B: 0 HR: 0	SF: 0 SAC: 1 DP: 3 HBP: 1	WP: 0 PB: 0 SB: 0 CS: 0	PA: 43																								
PITCHER	IP	WLS	BF	H	R	ER	SO	BB	IBB	HBP	BLK	WP	HR	S	P	ERA	WHIP	PITCHER	IP	WLS	BF	H	R	ER	SO	BB	IBB	HBP	BLK	WP	HR	S	P	ERA	WHIP											
41 Shawn Hill, R	(1, 1)	5.0	L	22	5	5	2	4	1	0	1	0	0	52	80	3.60	1.200																													
34 Ray King, L	(6, 1)	0.2		5	2	1	1	1	1	0	0	0	0	12	19	13.50	4.500																													
35 Ryan Wagner, R	(6, 1)	1.1		7	3	1	1	2	0	0	0	0	0	15	20	6.75	2.250																													
Jon Rauch, R	(8, 1)	1.0		3	0	0	0	0	0	0	0	0	0	11	15	0.00	0.000																													
32 Chad Cordero, R	(9, 1)	1.0		6	2	2	2	1	1	0	0	0	0	9	19	18.00	3.000																													

Florida Marlins @ Washington Nationals
Robert F. Kennedy Memorial Stadium, Washington, DC

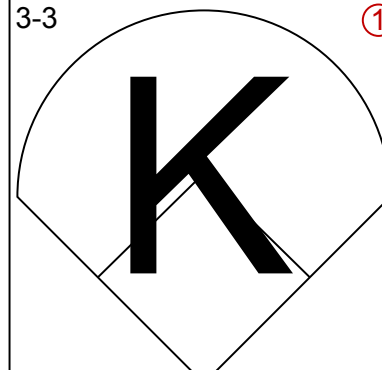
Tue Apr 03 2007, 7:05 PM EDT
Att: 20,894 - Partly Cloudy - 73 F

AB 38
R 9
H 12
RBI 8
BB 3
SO 8
LOB 22



Batter	1				2				3				4				5				6				7				8				9				AB R H RBI BB SO LOB				BOTTOM																																																																																																																																																																																																																																																																																																																																																																																																																																																																																																																																																																																																																																																																																																																																																																																																																																																																																																																																																																																																																																																																																																																																																																																																																																																																																																																
<div>Felipe Lopez, S</div> <div>OBP: 0.333, SLG: 0.250</div> <div>(1, 4)</div> <div>B</div> <div>X</div> <div>1-0</div> <div></div> <div>1B</div>																																																																																																																																																																																																																																																																																																																																																																																																																																																																																																																																																																																																																																																																																																																																																																																																																																																																																																																																																																																																																																																																																																																																																																																																																																																																																																																																																									

[illegible]

Batter	1				2				3				4				5				6				7				8				9				AB R H RBI BB SO LOB								BOTTOM																																																																																																																																																																																																																																																																																																																																																																																																																																																																																																																																																																																																																																																																																																																																																																																																																																																																																																																																																																																																																																																																																																																																																																																																																																																																																																																																																																																																
<div>Felipe Lopez, S OBP: 0.364, SLG: 0.381</div> <div>Josh Wilson, R</div> <div>(1, 6)</div> <div>B B C C B S</div> <div>3-3</div> <div></div> <div>①</div>																																																																																																																																																																																																																																																																																																																																																																																																																																																																																																																																																																																																																																																																																																																																																																																																																																																																																																																																																																																																																																																																																																																																																																																																																																																																																																																																																																																																																																													</



Batter	1				2				3				4				5				6				7				8				9				AB R H RBI BB SO LOB								TOP	
6 Stephen Drew, L OBP: 0.423, SLG: 0.300	(1, 6) C F B B F X	3-2 G4-3							1-3 K								B B B B	4-0 BB					C B B X	2-1 34 BB 1B					B B B B	4-0 34 S BB	3	0	1	0	2	1	0	Arizona Diamondbacks @ Washington Nationals Robert F. Kennedy Memorial Stadium, Washington, DC livebaseballscorecards.com								
34 Conor Jackson, R OBP: 0.407, SLG: 0.300 Jose Valverde, R	(1, 3) (9, 1) C F B B H	2-2 1 E HBP						1-2 P6				C X	0-1 F4				B S S D D B	4-2 1-2 BB					C SAFE B SAFE 1 S D X	2-2 F8 1-2	3	1	0	0	1	0	3	0	0	0	0	0										
1 Orlando Hudson, S OBP: 0.441, SLG: 0.552	(1, 4) B C X	1-1 E5 22 G4-3 2B						2-2 1B				B C B X	0-0 P5				B B X	2-0 F8					B D D B B	4-0 BB	4	1	2	1	1	0	4															
22 Eric Byrnes, R OBP: 0.412, SLG: 0.645	(1, 9) (8, 8) B X	1-0 G4-3						0-0 F8				X					C B X	2-1 26 S 1B					B C B X					B SAFE B SAFE S	2-3 K	5	0	1	1	0	1	3										
Scott Hairston, R OBP: 0.370, SLG: 0.480	(1, 7) B C X	1-1 1B										C X	0-1 G6-3				F SAFE C S	0-3 K					X	0-0 24 1B 3B	4	1	2	0	0	1	1															
26 Miguel Montero, L OBP: 0.333, SLG: 0.273	(1, 2) C B X	1-1 F7						1-0 G6-3				B X	1-0 G6-3				B X	1-0 G1-3					B B C X	2-1 F8	4	0	0	0	0	0	3															
24 Chris Young, R OBP: 0.214, SLG: 0.346 5 Robby Hammock, R OBP: 0.167, SLG: 0.167	(1, 8) (8, 9)							2-2 G5-3				C C B B X	1-2 G6-3				S B X	1-1 F8					M C X	0-2 1B	4	0	1	1	0	0	1	0	0	0	0											
14 Brian Barden, R OBP: 0.125, SLG: 0.125	(1, 5)							2-0 G1-3				B B X					X	0-0 SH1-4 1B					C X	0-1 G5-3					C SAFE C S	0-3 K	4	0	1	0	0	1	1									
Livan Hernandez, R Brandon Lyon, R 13 Alberto Callaspo, S Tony Clark, S OBP: 0.333, SLG: 0.375	(1, 1) (8, 1) (9, PH) (9, 3)							1-2 G4-3				C C B B X					X	0-0 SH1-4 1-2					B B X	2-0 G3					B SAFE B SAFE S	3-2 F7	2	0	0	0	0	0	0									
Inning Stats	R: 2 E: 1 K: 0 S: 15	H: 2 LOB: 1 BB: 0 P: 24			R: 0 E: 0 K: 0 S: 7	H: 0 LOB: 0 BB: 0 P: 12			R: 0 E: 0 K: 1 S: 12	H: 1 LOB: 1 BB: 0 P: 16			R: 0 E: 0 K: 0 S: 11	H: 0 LOB: 0 BB: 0 P: 13			R: 0 E: 0 K: 1 S: 8	H: 1 LOB: 1 BB: 0 P: 12			R: 0 E: 0 K: 0 S: 9	H: 1 LOB: 2 BB: 1 P: 18			R: 1 E: 0 K: 1 S: 11	H: 2 LOB: 1 BB: 0 P: 15			R: 0 E: 0 K: 1 S: 11	H: 0 LOB: 2 BB: 2 P: 26			1B: 6 2B: 1 3B: 1 HR: 0	SF: 0 SAC: 1 DP: 0 HBP: 1	WP: 0 PB: 0 SB: 2 CS: 0	PA: 40										
PITCHER	IP	WLS	BF	H	R	ER	SO	BB	IBB	HBP	BLK	WP	HR	S	P	ERA	WHIP	PITCHER		IP	WLS	BF	H	R	ER	SO	BB	IBB	HBP	BLK	WP	HR	S	P	ERA	WHIP										
41 Shawn Hill, R ERA: 3.09	(1, 1)	6.2	L	29	6	2	2	2	2	0	1	0	0	0	66	101	2.70	1.200																												
59 Micah Bowie, L ERA: 4.15	(7, 1)	0.1		1	0	0	0	0	0	0	0	0	0	1	3	0.00	0.000																													
Jon Rauch, R ERA: 2.45	(8, 1)	1.0		5	2	1	1	1	0	0	0	0	0	11	15	9.00	2.000																													
32 Chad Cordero, R ERA: 9.0	(9, 1)	1.0		5	0	0	0	1	2	0	0	0	0	11	26	0.00	2.000																													

Washington Nationals @ Atlanta Braves
Turner Field, Atlanta, GA
Tue Apr 10 2007, 7:35 PM EDT
Att. 18,396 - Cloudy - 63 F

Batter	1				2				3				4				5				6				7				8				9				AB R H RBI BB SO LOB				BOTTOM			
2 Kelly Johnson, L OBP: 0.310, SLG: 0.458	(1, 4) C FA 85 S SL 81 X CU 69	0-2 F8						C FA 87 B SL 72 F CH 79 B CU 72 B SL 83 X CH 82			2-1 2B						C CH 79 B SL 82 F CH 79 B CU 72 B SL 83 X CH 82			3-2 L5			D CH 86 C FA 93 C CH 85 X SL 84			1-2 P5						B FA 88 B FA 88 C SL 80 C SL 80 F SL 82 B FA 89 B SL 81			4-2 11 2B BB			4 1 1 0 1 0 1			Washington Nationals @ Atlanta Braves Turner Field, Atlanta, GA Tue Apr 10 2007, 7:35 PM EDT Att. 18,396 - Cloudy - 63 F			
11 Edgar Renteria, R OBP: 0.387, SLG: 0.571 54 Chad Paronto, R	(1, 6) B FA 86 C FA 86 B FA 87 C FA 87 X SL 82	2-2 E3 BB 10 1B						B CH 81 F CH 80 B FA 88 X CH 80			2-1 P4						B FA 85 B X FA 86			2-0 E4 7 2B 10 1B			F SL 82 B FA 94 F SL 80 D SL 77 F FA 93 D SL 86 F FA 94 B FA 95			4-2 10 BB BB			X FA 90 0-0 7 HR 2B 1-H			4 2 1 1 1 0 1 0 0 0 0 0 0 0												
10 Chipper Jones, S OBP: 0.406, SLG: 0.308	(1, 5) B FA 86 X FA 87	1-0 BB 1-2 1B						B CH 80 B SL 84 S CU 73 D CH 74 C FA 90			3-3 K						C FA 89 C SL 81 X FA 89			0-2 7 2B 1-2 1B			C FA 94 B CH 85 B FA 94 F CH 87 D CH 88 B SL 84			4-2 BB			F FA 86 C SL 82 B FA 86 X SL 82			1-2 G6-3			4 1 2 0 1 1 2									
Andruw Jones, R OBP: 0.290, SLG: 0.346	(1, 8) B CH 82 B CH 78 B FA 88 D FA 89	4-0 7 G6-4-3 1-2 2-3 BB						C FA 86 B CH 81 X FA 87			1-1 HR						B CH 81 B CH 79 B CH 80 B CU 72 S SL 84 X SL 82			3-2 L6			C SL 83 S SL 86 B SL 85 S SL 86			2-3 K			B SL 82 C SL 82 F FA 86 B FA 91 B SL 84			4-2 7 HR BB			3 2 1 1 2 1 5									
7 Jeff Francoeur, R OBP: 0.310, SLG: 0.621	(1, 9) X CH 80	0-0 G6-4-3 1-2f						B SL 82 B CH 81 C FA 86 F CH 79 F FA 88 S CU 74			2-3 K						B SL 81 S CU 72 F CU 72 F FA 90 X CU 74			1-2 16 2B 1-H 2-H 2B						B FA 90 F SL 85 B SL 89 F SL 90 S SL 84			2-3 K			X SL 84 0-0 1-H 2-H HR			5 2 2 5 0 2 3									
16 Brian McCann, L OBP: 0.448, SLG: 0.720	(1, 2)	B FA 84 T CH 80 B FA 86 C FA 86 X FA 87			2-2 G4-3			B SL 83 B SL 82 B FA 88 B FA 88			4-0 G1-3 BB			B CH 80 S SL 81 F FA 88 D CH 75 B SL 81 F FA 88 X CU 74			3-2 FC5 2-H 2B						C SL 90 B SL 90 B CH 82 B FA 89 X FA 89			2-2 G3			B FA 90 B FA 89 B CH 88 C FA 88 B FA 89			4-1 BB			3 0 1 1 2 0 0									
Craig Wilson, R OBP: 0.278, SLG: 0.071 51 Michael Gonzalez, R Chris Woodward, R OBP: 0.222, SLG: 0.143	(1, 3) (8, 1) (8, PH) (9, 6)	B FA 86 X CH 80			1-0 F7			C FA 89 B SL 82 B FA 89 B CH 81 F FA 88 X FA 88			3-2 G1-3			C SL 81 F CU 72 F FA 90 X CU 74			0-0 FC5 2-3						B FA 90 B SL 90 B CH 82 B FA 91 C FA 90 B FA 90			4-1 BB			S SL 83 B SL 85 B FA 90 B SL 84 F FA 88 C SL 84			3-3 K			3 0 0 0 1 0 2 0 0 0 0 0 0 0 1 0 0 0 0 1 1									
23 Matt Diaz, R OBP: 0.375, SLG: 0.643 Ryan Langerhans, L OBP: 0.286, SLG: 0.091	(1, 7) (7, 7)	B FA 87 F FA 85 F CH 80 B FA 89 X SL 82			2-2 G6-3			D SL 82 B CH 79 I IN 67			4-0 15 FC5-4 IBB						B FA 89 X FA 88			1-0 SH1-4 2B			X SL 90 0-0 G3						S SL 83 B SL 85 B FA 90 B SL 84 F FA 88 C SL 84			3-3 K			2 0 1 0 1 0 0 1 0 0 0 0 0 1									
15 Tim Hudson, R Scott Thorman, L OBP: 0.154, SLG: 0.462	(1, 1) (8, 3)							C FA 84 S SL 81 S CU 72			0-3 K			X CH 80 0-0 FC5-4 1-2f			B CH 86 L FA 89 X FA 89			1-1 SH1-4 2-3						X SL 81 0-0 G3						2 0 0 0 0 1 2 1 0 0 0 0 0 0												
Inning Stats	R: 0 E: 1 K: 0 S: 8	H: 1 LOB: 2 BB: 1 P: 15	R: 0 E: 0 K: 0 S: 7	H: 0 LOB: 0 BB: 0 P: 12	R: 0 E: 0 K: 2 S: 10	H: 1 LOB: 1 BB: 0 P: 17	R: 1 E: 0 K: 1 S: 10	H: 1 LOB: 2 BB: 2 P: 24	R: 3 E: 1 K: 0 S: 19	H: 3 LOB: 1 BB: 0 P: 31	R: 0 E: 0 K: 1 S: 15	H: 1 LOB: 3 BB: 2 P: 28	R: 0 E: 0 K: 1 S: 8	H: 0 LOB: 1 BB: 1 P: 16	R: 4 E: 0 K: 1 S: 15	H: 2 LOB: 3 BB: 3 P: 31													1B: 2 2B: 5 3B: 0 HR: 2	SF: 0 SAC: 1 DP: 1 HBP: 0	WP: 0 PB: 0 SB: 0 CS: 0	PA: 43												
PITCHER	IP 4.2 ERA: 7.27	WLS L	BF 24	H 6	R 4	ER 1	SO 3	BB 2	IBB 1	HBP 0	BLK 0	WP 0	HR 1	S 53	P 98	ERA 1.93	WHIP 1.714	PITCHER				IP 0.1	WLS 2	BF 2	H 0	R 0	ER 0	SO 1	BB 1	IBB 0	HBP 0	BLK 0	WP 0	HR 0	S 4	P 11	ERA 0.00	WHIP 3.000						
47 Matt Chico, L	(1, 1)																	Levale Speigner, R				(8, 1)																						
59 Micah Bowie, L	(5, 1)	0.1	1	0	0	0	0	0	0	0	0	0	0	1	1	0.00	0.000																											
43 Jesus Colome, R	(6, 1)	1.0	6	1	0	0	1	2	0	0	0	0	0	15	28	0.00	3.000																											
35 Ryan Wagner, R	(7, 1)	1.0	4	0	0	0	1	1	0	0	0	0	0	8	16	0.00	1.000																											
34 Ray King, L	(8, 1)	0.2	6	2	4	4	0	2	0	0	0	0	1	11	20	54.00	6.000																											

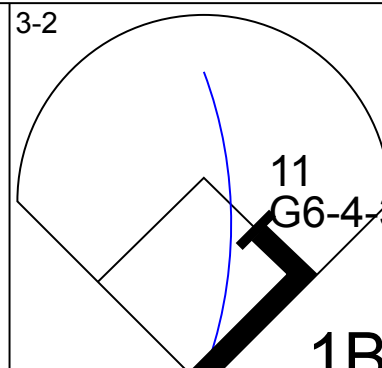
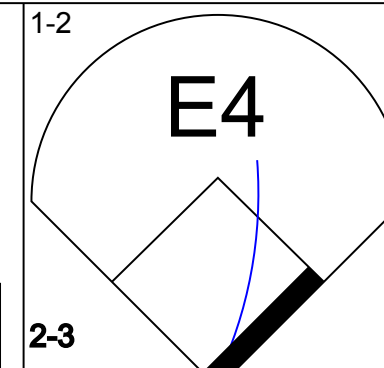
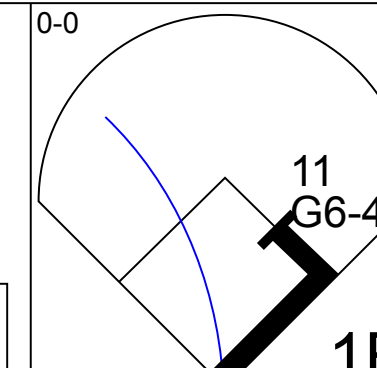
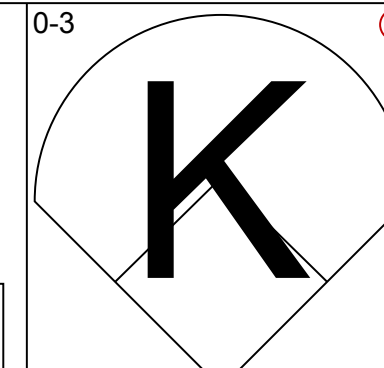
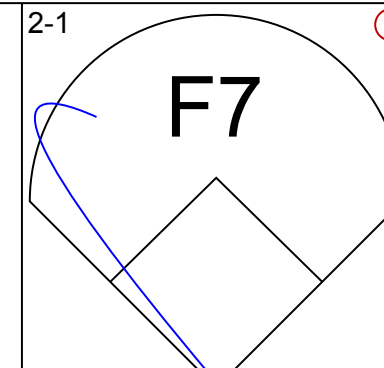
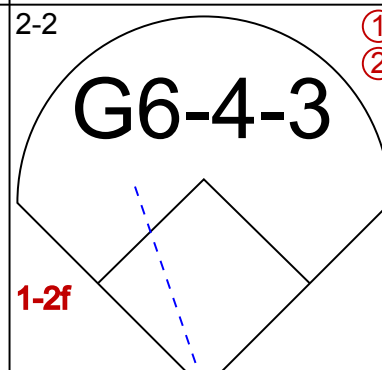
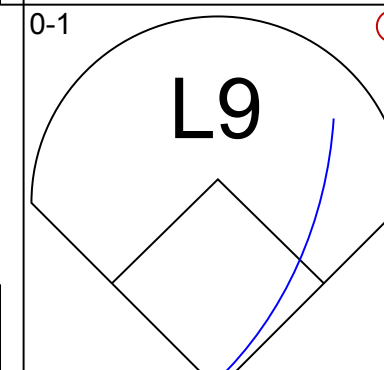
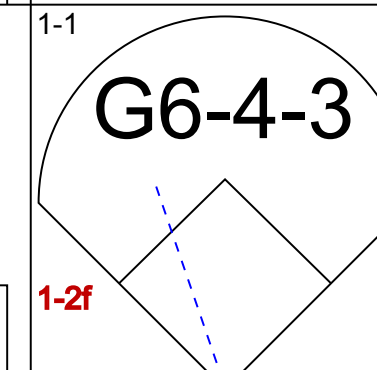
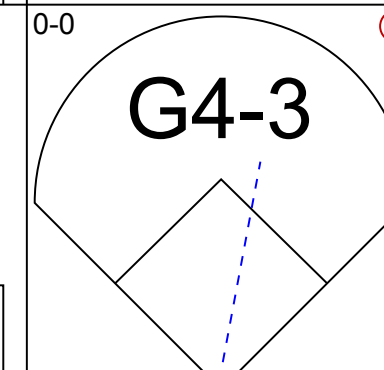
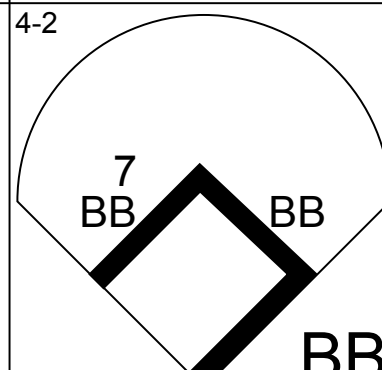
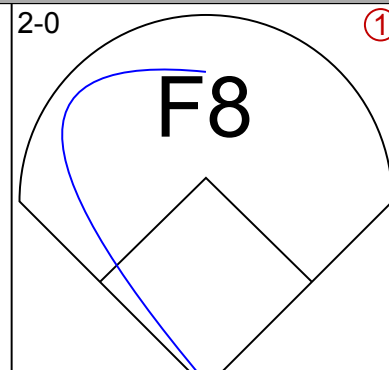
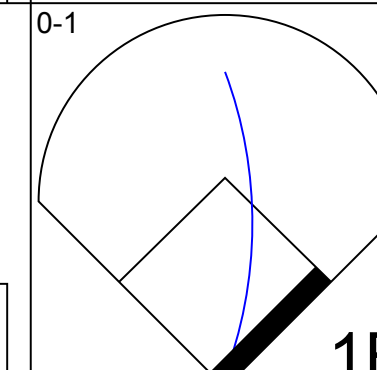
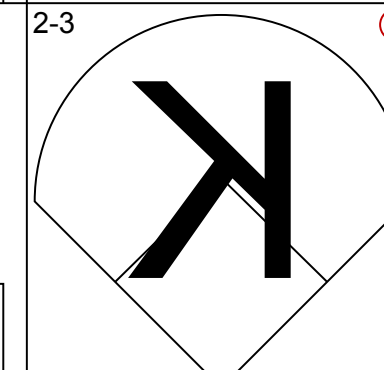
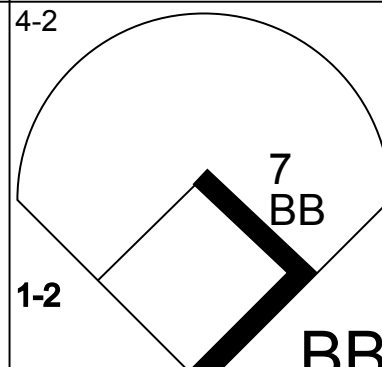
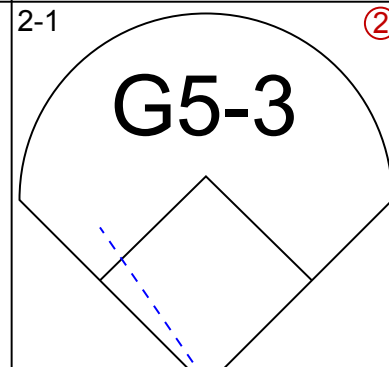
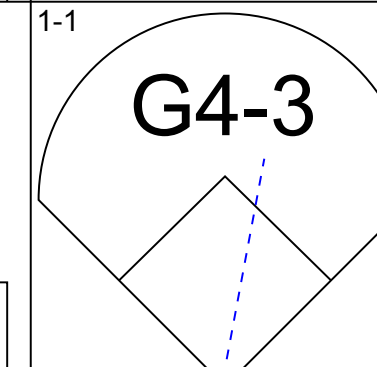
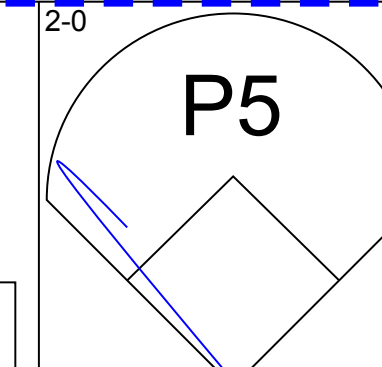
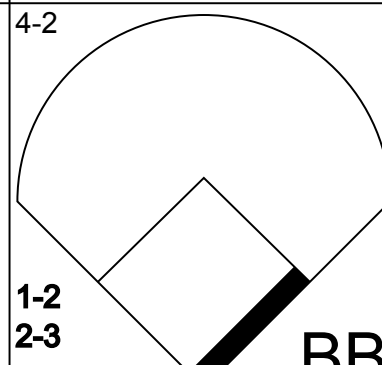
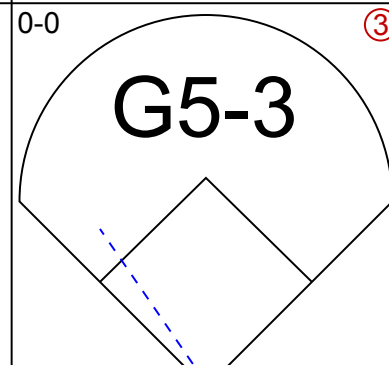
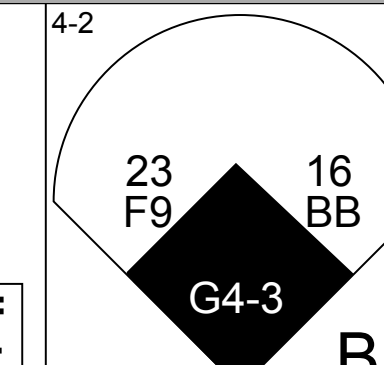
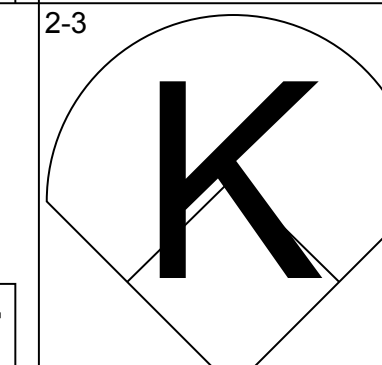
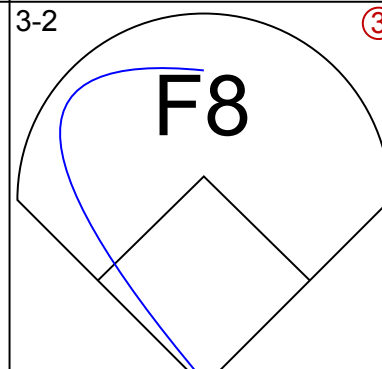
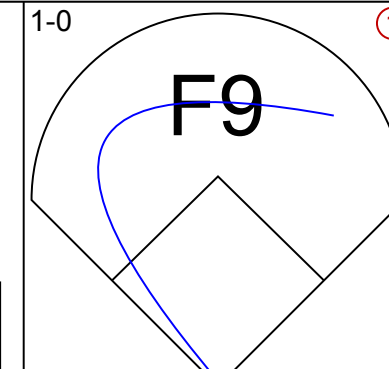
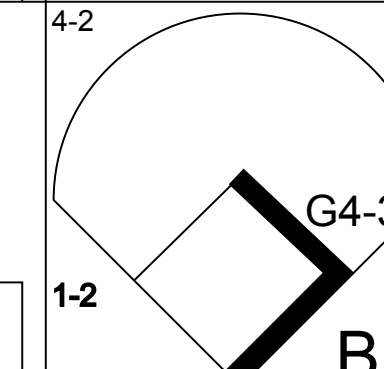
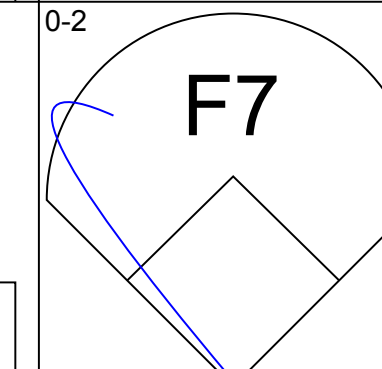
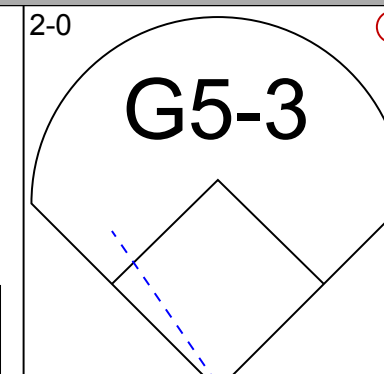
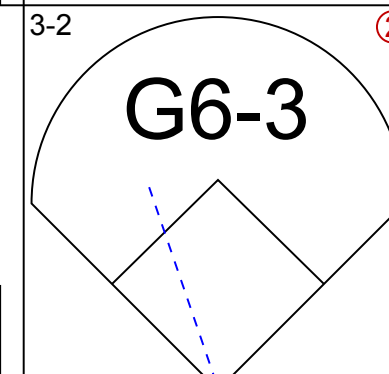
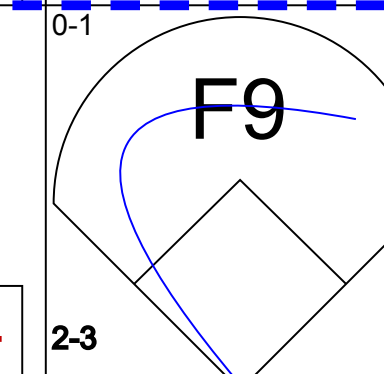
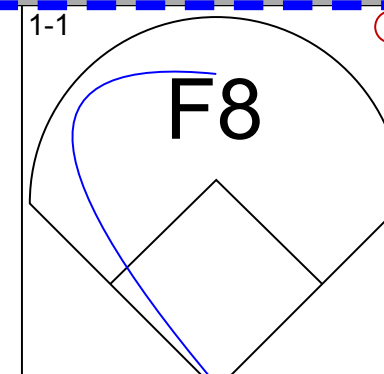
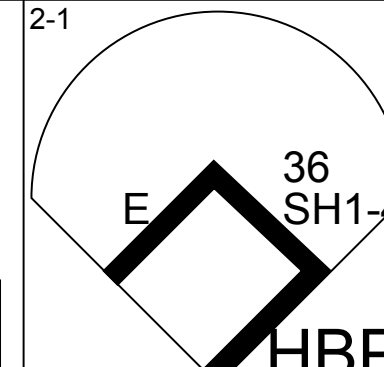
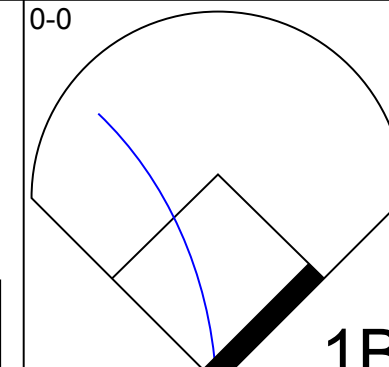
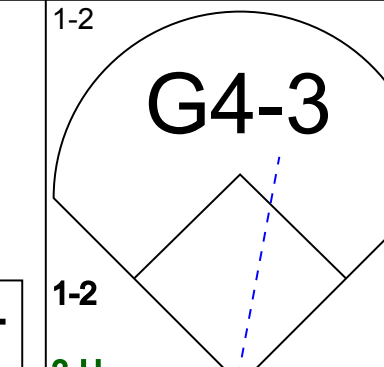
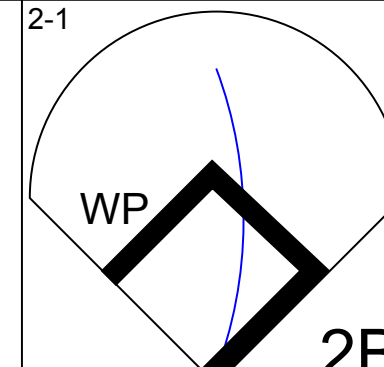
Washington Nationals @ Atlanta Braves
Turner Field, Atlanta, GA
Wed Apr 11 2007, 7:35 PM EDT
Att: 15,631 - Drizzle - 57 F

Batter	1		2		3		4		5		6		7		8		9		AB R H RBI BB SO LOB		BOTTOM						
2 Kelly Johnson, L OBP: 0.324, SLG: 0.464	(1, 4) C FA 89 B SL 85 B FA 90 B CH 83 C FA 89 B FA 89	4-2 10 HR BB	3-1 B FA 89 B CH 82 F FA 88 B FA 90 X FA 89	G3-2 1-2 2-3 3-H					X FA 87	0-0 F9 1			S SL 89 F CH 82 B CH 82 B FA 89 B CH 84 X FA 89	3-2 G3 2	B CH 85 B SL 82 X FA 92	2-0 11 1B 2B 1-H 2-H			4	2	1	2	1	0	3		
11 Edgar Renteria, R OBP: 0.417, SLG: 0.576	(1, 6) B FA 90 1 SAFE S FA 88 B SL 84 B FA 89 1 SAFE S FA 89 X SL 85	2-2 L8 1	1-2 S SL 86 B FA 90 C SL 85 F FA 90 X CU 80	P4 3					C FA 87 B SL 84 B FA 89 B FA 87 F SL 82 F FA 89 X FA 87	3-2 10 E 10 FC1 1B			C FA 89 B FA 90 C FA 90 B SL 85 X SL 85	2-2 10 1B 1B	S SL 82 B FA 90 C SL 81 B SL 81 X FA 92	2-2 1B 3-H			5	1	3	1	0	0	3		
10 Chipper Jones, S OBP: 0.405, SLG: 0.419	(1, 5) S FA 89 1 SAFE B FA 90 B SL 86 F FA 89 B CH 81 1 SAFE X FA 88	3-2 1-H HR			X FA 89	0-0 G3-1 1			F FA 90 1 SAFE B SL 85 B FA 89 F SL 82 B CU 78 X CH 80	3-2 FC1 G5-4-3 1-3			D FA 89 B FA 90 X FA 90	2-0 1B	X FA 90	0-0 F8 3			5	2	2	2	0	0	2		
Andruw Jones, R OBP: 0.286, SLG: 0.433	(1, 8) C FA 88 B CH 84 S SL 85 X SL 86	1-2 L6 2			B CU 77 F FA 90 F FA 89 S CH 83	1-3 K 2			X SL 84	0-0 G5-4-3 2 3 1-2			F FA 90 B FA 89 B SL 84 S FA 86 X FA 89	2-2 1-H 2-H HR			4	1	1	3	0	1	2				
16 Brian McCann, L OBP: 0.424, SLG: 0.655	(1, 2) B FA 90 F CH 83 B CH 83 B SL 85 X CU 78	3-2 1B			B FA 90 X	1-0 G1-3 3					B SL 79 S FA 89 X CU 78	1-1 G3-1 1			C FA 90 B CH 83 B CH 83 B FA 89 X FA 90	3-1 G3-1 3			4	0	1	0	0	0	0		
7 Jeff Francoeur, R OBP: 0.333, SLG: 0.594	(1, 9) B FA 89 B FA 89 B SL 84 S FA 88 T FA 89	2-2 K 3			B FA 88 B CH 82 B CH 81 C FA 90 S FA 89 F SL 86 B SL 86	4-2 BB					B CH 82 B CH 79 X CH 82	2-0 G6-3 2			X FA 90	0-0 23 1B 2 2B 1B			3	1	1	0	1	1	1		
Scott Thorman, L OBP: 0.235, SLG: 0.438	(1, 3)			B FA 89 B CH 82 B FA 89 B FA 88	4-0 1B 2 G3-2 BB			F FA 89 D CH 83 B CH 82 F FA 90 S CH 79	2-3 K 1			S SL 80 X SL 80	0-1 1B			X SL 82	0-0 P4 1			3	0	1	0	1	1	2	
Ryan Langerhans, L OBP: 0.278, SLG: 0.133	(1, 7)			C SL 83 B FA 90 X CH 83	1-1 2 36 G3-2 BB 1B			C SL 84 C SL 85 S FA 89	0-3 K 2			B SL 80 X CH 79	1-0 F7 3			1 SAFE S CH 83 C FA 90 F SL 81 B FA 90 B CH 84 F FA 91 X SL 80	2-2 F8 2			4	0	1	0	0	1	3	
36 Chuck James, L 51 Michael Gonzalez, R 4 Pete Orr, L 39 Rafael Soriano, R 23 Matt Diaz, R 28 Bob Wickman, R	(1, 1) (7, 1) (7, PH) (8, 1) (8, PH) (9, 1)			B FA 88 B SL 83 M FA 88 B FA 88 C FA 88 B FA 89	4-2 2 G3-2 BB			B FA 90 B FA 88 C FA 89 X	2-1 G4-3 3			C CH 88 S CH 82 B CH 88 S CH 82	1-3 K 1			X SL 82	0-0 2 2B 1B			1	0	0	0	1	0	1	
Inning Stats	R: 2 E: 0 K: 1 S: 17	H: 2 LOB: 1 BB: 1 P: 32	R: 0 E: 0 K: 10 S: 10	H: 1 LOB: 2 BB: 23 P: 23	R: 0 E: 0 K: 1 S: 5	H: 0 LOB: 0 BB: 0 P: 7	R: 0 E: 0 K: 2 S: 11	H: 0 LOB: 1 BB: 1 P: 19	R: 0 E: 1 K: 0 S: 8	H: 1 LOB: 1 BB: 0 P: 14	R: 0 E: 0 K: 0 S: 6	H: 1 LOB: 1 BB: 0 P: 10	R: 3 E: 0 K: 1 S: 15	H: 3 LOB: 0 BB: 0 P: 28	R: 3 E: 0 K: 0 S: 13	H: 4 LOB: 1 BB: 0 P: 19			1B: 9 2B: 1 3B: 0 HR: 2	SF: 0 SAC: 0 DP: 2 HBP: 0	WP: 0 PB: 0 SB: 0 CS: 0	PA: 39					
PITCHER	IP	WLS	BF	H	R	ER	SO	BB	IBB	HBP	BLK	WP	HR	S	P	ERA	WHIP										
26 Jerome Williams, R ERA: 4.91	(1, 1)	5.0	L	22	4	2	4	4	0	0	0	0	1	51	95	3.60	1.600										
59 Micah Bowie, L ERA: 3.18	(6, 1)	1.0		4	1	0	0	0	0	0	0	0	0	6	10	0.00	1.000										
35 Ryan Wagner, R ERA: 5.68	(7, 1)	1.0		6	3	3	1	0	0	0	0	0	1	15	28	27.00	3.000										
Jon Rauch, R ERA: 7.71	(8, 1)	1.0		7	4	3	0	0	0	0	0	0	0	13	19	27.00	4.000										

Batter	1				2				3				4				5				6				7				8				9				AB R H RBI BB SO LOB				TOP			
<div>Felipe Lopez, S</div> <div>(1, 6)</div> <div>OBP: 0.326, SLG: 0.310</div>	<div>C FS 87</div> <div>B CH 87</div> <div>X SL 90</div> <div>2-1</div> <div>G3</div> <div>①</div>								<div>1 SAFE</div> <div>C FA 93</div> <div>1 SAFE</div> <div>F CH 86</div> <div>F SL 89</div> <div>F CH 86</div> <div>B FC 90</div> <div>1 SAFE</div> <div>F FA 92</div> <div>1-3</div> <div>S CH 86</div> <div>K</div> <div>③</div>												<div>S CU 78</div> <div>C CU 80</div> <div>B CU 80</div> <div>F FA 94</div> <div>X SL 89</div> <div>1-2</div> <div>G4-3</div> <div>①</div>								<div>B SL 87</div> <div>B CH 86</div> <div>B FA 92</div> <div>4-0</div> <div>10 1B</div> <div>11 E</div> <div>BB</div> <div>2-3</div> <div>BB</div>				<div>B CU 76</div> <div>O FA 89</div> <div>B FA 90</div> <div>C FA 89</div> <div>B FA 89</div> <div>4-1</div> <div>BB</div> <div>1-2</div> <div>2-3</div> <div>BB</div>				3 1 0 0 2 1 1							
<div>10 Ronnie Belliard, R</div> <div>(1, 4)</div> <div>OBP: 0.406, SLG: 0.469</div>	<div>S SL 89</div> <div>C CU 79</div> <div>X FA 94</div> <div>0-2</div> <div>G5-3</div> <div>②</div>												<div>C FA 93</div> <div>S CU 77</div> <div>X FA 77</div> <div>0-2</div> <div>F7</div> <div>①</div>								<div>C FA 94</div> <div>X FA 93</div> <div>0-1</div> <div>G5-3</div> <div>②</div>								<div>B FA 93</div> <div>S SL 88</div> <div>B SL 88</div> <div>X FA 92</div> <div>2-1</div> <div>11 E</div> <div>1B</div> <div>1-2</div> <div>3-H</div> <div>1B</div>				<div>S SL 86</div> <div>S SL 86</div> <div>S FA 96</div> <div>1-3</div> <div>K</div> <div>②</div>				5 0 1 1 0 1 3							
<div>11 Ryan Zimmerman, R</div> <div>(1, 5)</div> <div>OBP: 0.273, SLG: 0.317</div>	<div>C FA 94</div> <div>B FA 94</div> <div>F FA 94</div> <div>B FA 94</div> <div>F FA 95</div> <div>B SL 80</div> <div>F SL 90</div> <div>X FA 95</div> <div>3-2</div> <div>G6-3</div> <div>③</div>												<div>C SL 87</div> <div>X FA 92</div> <div>0-1</div> <div>F8</div> <div>②</div>								<div>S SL 89</div> <div>B SL 88</div> <div>C FA 93</div> <div>C FA 93</div> <div>1-3</div> <div>K</div> <div>③</div>								<div>F FA 93</div> <div>F FA 93</div> <div>X SL 89</div> <div>0-2</div> <div>E2</div> <div>1B</div> <div>1-3</div> <div>2-H</div> <div>1B</div>				<div>B FA 96</div> <div>B FA 95</div> <div>X FA 96</div> <div>2-0</div> <div>F8</div> <div>③</div>				5 0 1 1 0 1 3							
<div>21 Dmitri Young, S</div> <div>(1, 3)</div> <div>OBP: 0.375, SLG: 0.471</div>					<div>C SL 89</div> <div>X SL 89</div> <div>0-1</div> <div>P5</div> <div>①</div>								<div>C CH 87</div> <div>S CH 86</div> <div>X CH 86</div> <div>0-2</div> <div>G1-4-3</div> <div>③</div>												<div>S CU 79</div> <div>B FA 93</div> <div>F CU 78</div> <div>B FA 92</div> <div>F CU 79</div> <div>S CH 85</div> <div>2-3</div> <div>K</div> <div>①</div>				<div>I IN 70</div> <div>I IN 75</div> <div>I IN 74</div> <div>4-0</div> <div>IBB</div> <div>②</div>								3 0 0 0 1 1 0							
<div>25 Austin Kearns, R</div> <div>(1, 9)</div> <div>OBP: 0.326, SLG: 0.410</div>					<div>F FA 93</div> <div>C FA 94</div> <div>C SL 89</div> <div>0-3</div> <div>K</div> <div>②</div>								<div>F FA 94</div> <div>B CU 80</div> <div>B CU 78</div> <div>B SL 86</div> <div>X FA 93</div> <div>3-1</div> <div>F8</div> <div>①</div>								<div>X CU 78</div> <div>0-0</div> <div>G4-3</div> <div>2B</div> <div>②</div>				<div>C SL 88</div> <div>C FA 91</div> <div>S SL 89</div> <div>0-3</div> <div>K</div> <div>②</div>								4 0 1 0 0 2 3											
<div>Ryan Church, L</div> <div>(1, 8)</div> <div>OBP: 0.410, SLG: 0.657</div>					<div>C CH 86</div> <div>B CH 85</div> <div>X SL 89</div> <div>1-1</div> <div>G3</div> <div>③</div>												<div>F SL 88</div> <div>F FA 93</div> <div>B CH 86</div> <div>X SL 85</div> <div>1-2</div> <div>G4-3</div> <div>1B</div> <div>②</div>								<div>C FC 90</div> <div>B SL 89</div> <div>B CH 85</div> <div>F FC 90</div> <div>F SL 89</div> <div>X CH 86</div> <div>2-2</div> <div>G4-3</div> <div>2B</div> <div>②</div>				<div>C CH 84</div> <div>S FA 93</div> <div>S CH 86</div> <div>0-3</div> <div>K</div> <div>③</div>								4 0 1 0 0 1 4							
<div>Brian Schneider, L</div> <div>(1, 2)</div> <div>OBP: 0.222, SLG: 0.138</div>									<div>B FS 86</div> <div>B SL 90</div> <div>B FA 94</div> <div>B FA 92</div> <div>4-0</div> <div>57 B5-6</div> <div>HBP</div> <div>BB</div> <div>②</div>								<div>X FA 92</div> <div>0-0</div> <div>G4-3</div> <div>②</div>								<div>B SL 90</div> <div>F CH 86</div> <div>B CH 87</div> <div>B SL 87</div> <div>F CH 85</div> <div>F CU 79</div> <div>X CU 78</div> <div>3-2</div> <div>F8</div> <div>③</div>								<div>C FA 90</div> <div>S CU 76</div> <div>B FA 91</div> <div>B SL 81</div> <div>B FA 90</div> <div>F FA 90</div> <div>B FA 89</div> <div>4-2</div> <div>BB</div> <div>BB</div> <div>BB</div> <div>②</div>				2 0 0 0 2 0 2							
<div>Chris Snelling, L</div> <div>(1, 7)</div> <div>OBP: 0.389, SLG: 0.231</div>					<div>C D CH 87</div> <div>B CH 84</div> <div>F FA 93</div> <div>H SL 89</div> <div>3-2</div> <div>1-2</div> <div>HBP</div> <div>②</div>								<div>I IN 70</div> <div>I IN 74</div> <div>I IN 77</div> <div>4-0</div> <div>57 FC6-4</div> <div>IBB</div> <div>③</div>								<div>B FA 89</div> <div>F FC 91</div> <div>1-0</div> <div>SH1</div> <div>①</div>				<div>C FA 89</div> <div>B CU 80</div> <div>F FA 89</div> <div>S CU 81</div> <div>1-3</div> <div>K</div> <div>①</div>				1 1 0 0 1 1 1															
<div>57 Jason Bergmann, R</div> <div>(1, 1)</div> <div>43 Jesus Colome, R</div> <div>(7, 1)</div> <div>D'Angelo Jimenez, S</div> <div>(8, PH)</div> <div>Jon Rauch, R</div> <div>(8, 1)</div> <div>Josh Wilson, R</div> <div>(9, PH)</div> <div>32 Chad Cordero, R</div> <div>(9, 1)</div>	<div>X FA 91</div> <div>0-0</div> <div>B5-6</div> <div>①</div> <div>②</div>												<div>X FA 92</div> <div>0-0</div> <div>FC6-4</div> <div>1-2f</div> <div>③</div>								<div>B FA 89</div> <div>X FC 91</div> <div>1-2</div> <div>SH1</div> <div>①</div>				<div>B FA 90</div> <div>B FA 88</div> <div>B FA 90</div> <div>C FA 89</div> <div>F FA 89</div> <div>B FA 89</div> <div>4-2</div> <div>BB</div> <div>BB</div> <div>②</div>				2 0 0 0 0 0 4															
<div>Inning Stats</div>	<div>R: 0</div> <div>E: 0</div> <div>K: 0</div> <div>S: 10</div> <div>H: 0</div> <div>LOB: 0</div> <div>BB: 0</div> <div>P: 15</div>				<div>R: 0</div> <div>E: 0</div> <div>K: 1</div> <div>S: 7</div> <div>H: 0</div> <div>LOB: 0</div> <div>BB: 0</div> <div>P: 8</div>				<div>R: 0</div> <div>E: 0</div> <div>K: 1</div> <div>S: 9</div> <div>H: 0</div> <div>LOB: 1</div> <div>BB: 1</div> <div>P: 17</div>				<div>R: 0</div> <div>E: 0</div> <div>K: 0</div> <div>S: 8</div> <div>H: 0</div> <div>LOB: 0</div> <div>BB: 0</div> <div>P: 8</div>				<div>R: 0</div> <div>E: 0</div> <div>K: 0</div> <div>S: 7</div> <div>H: 1</div> <div>LOB: 2</div> <div>BB: 1</div> <div>P: 15</div>				<div>R: 0</div> <div>E: 0</div> <div>K: 1</div> <div>S: 9</div> <div>H: 0</div> <div>LOB: 0</div> <div>BB: 0</div> <div>P: 11</div>				<div>R: 0</div> <div>E: 0</div> <div>K: 1</div> <div>S: 13</div> <div>H: 1</div> <div>LOB: 1</div> <div>BB: 0</div> <div>P: 20</div>				<div>R: 2</div> <div>E: 1</div> <div>K: 2</div> <div>S: 14</div> <div>H: 2</div> <div>LOB: 3</div> <div>BB: 2</div> <div>P: 28</div>				<div>R: 0</div> <div>E: 0</div> <div>K: 2</div> <div>S: 13</div> <div>H: 0</div> <div>LOB: 3</div> <div>BB: 3</div> <div>P: 29</div>				<div>1B: 3</div> <div>2B: 2</div> <div>3B: 0</div> <div>HR: 0</div> <div>SF: 0</div> <div>SAC: 1</div> <div>DP: 1</div> <div>HBP: 2</div>				<div>WP: 1</div> <div>PB: 0</div> <div>SB: 0</div> <div>CS: 0</div> <div>PA: 39</div>			
<div>PITCHER</div> <div>29 John Smoltz, R</div> <div>(1, 1)</div> <div>ERA: 3.15</div> <div>49 Macay McBride, L</div> <div>(9, 1)</div> <div>ERA: 7.71</div> <div>Tyler Yates, R</div> <div>(9, 1)</div> <div>ERA: 7.71</div>	<div>IP 8.0</div> <div>WLS L</div> <div>BF 33</div> <div>H 4</div> <div>R 2</div> <div>ER 2</div> <div>SO 6</div> <div>BB 2</div> <div>IBB 2</div> <div>HBP 2</div> <div>BLK 0</div> <div>WP 1</div> <div>HR 0</div> <div>S 77</div> <div>P 122</div> <div>ERA 2.25</div> <div>WHIP 0.750</div>				<div>IP 0.1</div> <div>WLS</div> <div>BF 4</div> <div>H 0</div> <div>R 0</div> <div>ER 0</div> <div>SO 1</div> <div>BB 3</div> <div>IBB 0</div> <div>HBP 0</div> <div>BLK 0</div> <div>WP 0</div> <div>HR 0</div> <div>S 9</div> <div>P 22</div> <div>ERA 0.00</div> <div>WHIP 9.000</div>				<div>IP 0.2</div> <div>WLS</div> <div>BF 2</div> <div>H 0</div> <div>R 0</div> <div>ER 0</div> <div>SO 1</div> <div>BB 0</div> <div>IBB 0</div> <div>HBP 0</div> <div>BLK 0</div> <div>WP 0</div> <div>HR 0</div> <div>S 4</div> <div>P 7</div> <div>ERA 0.00</div> <div>WHIP 0.000</div>				<div>PITCHER</div> <div>IP</div> <div>WLS</div> <div>BF</div> <div>H</div> <div>R</div> <div>ER</div> <div>SO</div> <div>BB</div> <div>IBB</div> <div>HBP</div> <div>BLK</div> <div>WP</div> <div>HR</div> <div>S</div> <div>P</div> <div>ERA</div> <div>WHIP</div>																															

Washington Nationals @ New York Mets
Shea Stadium, Flushing, NY
Fri Apr 13 2007, 7:10 PM EDT
Att. 47,311 - Cloudy - 46 F

Batter	1		2		3		4		5		6		7		8		9		AB	R	H	RBI	BB	SO	LOB	BOTTOM	
7 José Reyes, S OBP: 0.415, SLG: 0.533 (1, 6)	X	0-0 F8	1	BB CB BB X	3-1 G6-3	3			X	0-0 G4-3	2		C BB BB X	2-1 F8	2		BB BB										

Batter	1				2				3				4				5				6				7				8				9				AB R H RBI BB SO LOB								TOP																																																																																																																																																																																																																																																																																																																																																																																																		
<div>Chris Woodward, R</div> <div>(1, 4)</div> <div>OBP: 0.294, SLG: 0.267</div>	<div>B</div> <div>F</div> <div>B</div> <div>B</div> <div>X</div>				<div>3-2</div> <div></div> <div>1B</div>				<div>D</div> <div>O</div> <div>O</div> <div>X</div>				<div>1-2</div> <div></div> <div>E4</div>												<div>X</div>				<div>0-0</div> <div></div> <div>1B</div>								<div>G</div> <div>O</div> <div>T</div> <div>O</div>				<div>0-3</div> <div></div> <div>K</div>								<div>B</div> <div>B</div> <div>C</div> <div>C</div> <div>X</div>				<div>2-1</div> <div></div> <div>F7</div>				5 0 2 0 0 1 2																																																																																																																																																																																																																																																																																																																																																																																						
<div>11 Edgar Renteria, R</div> <div>(1, 6)</div> <div>OBP: 0.385, SLG: 0.478</div>	<div>B</div> <div>D</div> <div>F</div> <div>C</div> <div>X</div>				<div>2-2</div> <div></div> <div>G6-4-3</div>				<div>1</div> <div>2</div> <div>F</div> <div>X</div>				<div>0-1</div> <div></div> <div>L9</div>												<div>B</div> <div>C</div> <div>X</div>				<div>1-1</div> <div></div> <div>G6-4-3</div>				<div>1</div> <div>2</div> <div>2</div>				<div>0-0</div> <div></div> <div>G4-3</div>												4 0 0 0 0 0 4																																																																																																																																																																																																																																																																																																																																																																																														
<div>10 Chipper Jones, S</div> <div>(1, 5)</div> <div>OBP: 0.426, SLG: 0.523</div>	<div>B</div> <div>B</div> <div>T</div> <div>C</div> <div>B</div> <div>B</div>				<div>4-2</div> <div></div> <div>BB</div>												<div>B</div> <div>B</div> <div>X</div>				<div>2-0</div> <div></div> <div>F8</div>								<div>F</div> <div>X</div>				<div>0-1</div> <div></div> <div>1B</div>								<div>G</div> <div>O</div> <div>B</div> <div>B</div> <div>O</div> <div>O</div>				<div>2-3</div> <div></div> <div>K</div>				3 0 1 0 1 1 0																																																																																																																																																																																																																																																																																																																																																																																														
<div>Andruw Jones, R</div> <div>(1, 8)</div> <div>OBP: 0.314, SLG: 0.465</div>	<div>B</div> <div>S</div> <div>D</div> <div>B</div> <div>C</div> <div>B</div>				<div>4-2</div> <div></div> <div>BB</div>												<div>C</div> <div>B</div> <div>B</div> <div>X</div>				<div>2-1</div> <div></div> <div>G5-3</div>								<div>D</div> <div>C</div> <div>X</div>				<div>1-1</div> <div></div> <div>G4-3</div>				<div>3</div> <div>3</div>				<div>B</div> <div>B</div> <div>X</div>				<div>2-0</div> <div></div> <div>P5</div>				3 0 0 0 1 0 1																																																																																																																																																																																																																																																																																																																																																																																														
<div>7 Jeff Francoeur, R</div> <div>(1, 9)</div> <div>OBP: 0.347, SLG: 0.465</div>	<div>B</div> <div>B</div> <div>C</div> <div>O</div> <div>S</div> <div>F</div> <div>B</div>				<div>4-2</div> <div></div> <div>BB</div>												<div>X</div>				<div>0-0</div> <div></div> <div>G5-3</div>												<div>B</div> <div>B</div> <div>S</div> <div>B</div> <div>B</div> <div>B</div>				<div>4-2</div> <div></div> <div>BB</div>								<div>S</div> <div>S</div> <div>B</div> <div>B</div> <div>F</div> <div>S</div>				<div>2-3</div> <div></div> <div>K</div>				2 1 0 0 2 1 0																																																																																																																																																																																																																																																																																																																																																																																										
<div>16 Brian McCann, L</div> <div>(1, 2)</div> <div>OBP: 0.378, SLG: 0.525</div>	<div>B</div> <div>F</div> <div>D</div> <div>B</div> <div>X</div>				<div>3-2</div> <div></div> <div>F8</div>												<div>B</div> <div>X</div>				<div>1-0</div> <div></div> <div>F9</div>								<div>D</div> <div>B</div> <div>B</div> <div>O</div> <div>T</div> <div>B</div>				<div>4-2</div> <div></div> <div>BB</div>								<div>F</div> <div>F</div> <div>X</div>				<div>0-2</div> <div></div> <div>F7</div>				3 0 0 0 1 0 3																																																																																																																																																																																																																																																																																																																																																																																														
<div>23 Matt Diaz, R</div> <div>(1, 7)</div> <div>OBP: 0.333, SLG: 0.464</div>					<div>B</div> <div>B</div> <div>X</div>				<div>2-0</div> <div></div> <div>G5-3</div>												<div>G</div> <div>O</div> <div>T</div> <div>O</div> <div>B</div> <div>B</div> <div>B</div> <div>B</div> <div>X</div>				<div>3-2</div> <div></div> <div>G6-3</div>				<div>2</div>				<div>S</div> <div>X</div>				<div>0-1</div> <div></div> <div>F9</div>				<div>1</div>				<div>B</div> <div>X</div>				<div>1-1</div> <div></div> <div>F8</div>				4 0 0 0 0 0 2																																																																																																																																																																																																																																																																																																																																																																																										
<div>Craig Wilson, R</div> <div>(1, 3)</div> <div>OBP: 0.333, SLG: 0.182</div> <div>Scott Thorman, L</div> <div>(6, PH)</div> <div>(6, 3)</div> <div>OBP: 0.250, SLG: 0.409</div>					<div>C</div> <div>B</div> <div>H</div>				<div>2-1</div> <div></div> <div>HBP</div>												<div>X</div>				<div>0-0</div> <div></div> <div>1B</div>								<div>B</div> <div>X</div>				<div>1-2</div> <div></div> <div>F7</div>				<div>3</div>				<div>X</div> <div>F</div> <div>T</div> <div>T</div> <div>O</div> <div>O</div> <div>C</div> <div>X</div>				<div>2-1</div> <div></div> <div>WP</div>				1 0 1 0 0 0 0								AB 30																																																																																																																																																																																																																																																																																																																																																																																		
																																																																																																																																																																																																																																																																																																																																																																																																																																														</	

Batter	1				2				3				4				5				6				7				8				9				AB	R	H	RBI	BB	SO	LOB	TOP														
2 Kelly Johnson, L OBP: 0.352, SLG: 0.400	(1, 4)	C B B X	2-1		1B	B F B X	2-1		1B					B B C X	1-2		G3					C B B X	2-2		1B	B F C X	1-2		E6					5	2	4	0	0	0	0	Atlanta Braves @ Washington Nationals Robert F. Kennedy Memorial Stadium, Washington, DC Tue Apr 17 2007, 7:05 PM EDT Att. 17,801 - Cloudy - 53 F																	
11 Edgar Renteria, R OBP: 0.386, SLG: 0.460	(1, 6)	C B B F B B X	3-2		1B	B B B D	4-1		BB					B B C S	1-3		K					B B C X	3-1		F9	B B C X	3-1		F7					4	1	1	1	1	1	2																		
10 Chipper Jones, S OBP: 0.441, SLG: 0.583	(1, 5)	B F B X	2-1		1B	C F C	0-3		BB					B B X	1-3		G4-3					B B B B	4-1		BB									B F C X	1-2		HR	4	2	2					1	1	1	2										
Andruw Jones, R OBP: 0.304, SLG: 0.438	(1, 8)	F B S X	1-2		1B	B B X	2-0		G3													B B B S D C X	2-3		K									B B B B	2-3		K	C B B X	2-1						G5-3	5	0	1	1	0	2	4						
16 Brian McCann, L OBP: 0.400, SLG: 0.545	(1, 2)	B B B B	4-0		BB					F B X	1-1		2B					X	0-0		G4-3	B B B X	3-1		1B	B F B X	2-1		F9	4	1	2	1	1	0	0																						
7 Jeff Francoeur, R OBP: 0.352, SLG: 0.457	(1, 9)	T B S X	1-2		SF7					B B F X	2-1		1B					B B X	2-0		G6-3	B B B B	4-1		BB	B X	1-0		G4-3	3	0	1	2	1	0	0																						
Scott Thorman, L OBP: 0.214, SLG: 0.346	(1, 3)	B S X	1-1		F5													B X	1-0		L9	B B C X	0-0		G3									4	0	0	0	0	0	6																		
39 Rafael Soriano, R	(7, 1)																																			0	0	0	0	0	0	0																
28 Bob Wickman, R	(9, 1)																																			0	0	0	0	0	0	0																
Ryan Langerhans, L OBP: 0.179, SLG: 0.080	(1, 7)	S B X	1-1		F8					S B F B B X	3-2		P6					B B C X	2-2		G3-1					F B C B	2-3		K	4	0	0	0	0	1	3																						
29 John Smoltz, R	(1, 1)																																			3	0	0	0	0	1	1																
Oscar Villarreal, L	(7, 1)																																			0	0	0	0	0	0	0																
Craig Wilson, R OBP: 0.321, SLG: 0.174	(7, 3)																																			1	0	0	0	0	1	0																
Inning Stats		R: 3 E: 0 K: 0 S: 20	H: 4 LOB: 2 BB: 1 P: 35	R: 0 E: 0 K: 2 S: 10	H: 1 LOB: 2 BB: 1 P: 20	R: 1 E: 0 K: 0 S: 11	H: 2 LOB: 1 BB: 0 P: 19	R: 0 E: 0 K: 1 S: 7	H: 0 LOB: 0 BB: 0 P: 11	R: 0 E: 0 K: 1 S: 7	H: 0 LOB: 0 BB: 0 P: 11	R: 0 E: 0 K: 0 S: 7	H: 0 LOB: 0 BB: 0 P: 10	R: 1 E: 0 K: 1 S: 14	H: 2 LOB: 3 BB: 2 P: 31	R: 0 E: 1 K: 2 S: 11	H: 1 LOB: 1 BB: 0 P: 18	R: 1 E: 0 K: 0 S: 8	H: 1 LOB: 0 BB: 0 P: 14	1B: 9 2B: 1 3B: 0 HR: 1	SF: 1 SAC: 0 DP: 0 HBP: 0	WP: 1 PB: 0 SB: 1 CS: 0	PA: 42																																			
PITCHER		IP	WLS	BF	H	R	ER	SO	BB	IBB	HBP	BLK	WP	HR	S	P	ERA	WHIP					ERA	WHIP																																		
26 Jerome Williams, R	(1, 1)	5.0	L	24	7	4	4	4	2	0	0	1	0	0	55	96	7.20	1.800																																								
59 Micah Bowie, L	(6, 1)	1.0		4	1	1	1	0	0	0	0	0	0	0	10	15	9.00	1.000																																								
35 Ryan Wagner, R	(7, 1)	0.2		4	1	0	0	1	1	0	0	0	1	0	9	20	0.00	3.000																																								
43 Jesus Colome, R	(7, 1)	1.1		6	1	0	0	2	1	0	0	0	0	0	13	24	0.00	1.500																																								
Jon Rauch, R	(9, 1)	1.0		4	1	1	1	0	0	0	0	0	0	1	8	14	9.00	1.000																																								

Batter	1	2	3	4	5	6	7	8	9	10	11	12	13	AB R H RBI BB SO LOB	BOTTOM										
<div>Felipe Lopez, S<div>(1, 6)</div><div>OBP: 0.343, SLG: 0.344</div></div>	<div>1-3<div>①</div><div>K</div></div>		<div>3-2<div>11 F9</div><div>10 S</div><div>21 SF8</div><div>1B</div></div>		<div>0-0<div>①</div><div>SH2-3</div></div>		<div>0-0<div>①</div><div>F7</div></div>		<div>1-1<div>③</div><div>G6-3</div></div>		<div>1 SAFE 2-2<div>1B</div></div>		<div>2-1<div>①</div><div>SF7</div></div>	5 1 2 1 0 1 3	<div>Philadelphia Phillies @ Washington Nationals</div> <div>Robert F. Kennedy Memorial Stadium, Washington, DC</div> <div>livebaseballscorecards.com</div> <div><div>AB48</div><div>R5</div><div>H15</div><div>RBI5</div><div>BB3</div><div>SO6</div><div>LOB27</div></div> <div><div><div>WASHINGTON</div><div>NATIONALS</div></div></div>										
<div>10 Ronnie Belliard, R<div>(1, 4)</div><div>OBP: 0.327, SLG: 0.340</div></div>	<div>0-3<div>②</div><div>K</div></div>		<div>4-0<div>21 SF8</div><div>BB</div></div>		<div>1-2<div>②</div><div>G6-3</div></div>		<div>1-1<div>②</div><div>G4-6-3</div></div>			<div>1-2<div>25 FC6-4</div><div>11 1B</div><div>1B</div></div>	<div>1-2<div>③</div><div>G2-3</div></div>			5 0 1 0 1 1 6											
<div>11 Ryan Zimmerman, R<div>(1, 5)</div><div>OBP: 0.239, SLG: 0.266</div></div>	<div>0-1<div>③</div><div>F8</div></div>		<div>0-0<div>①</div><div>F9</div></div>		<div>3-1<div>③</div><div>G6-3</div></div>			<div>0-1<div>①</div><div>B1-3</div></div>		<div>1 SAFE 0-0<div>25 FC6-4</div><div>1B</div></div>		<div>0-0<div>①</div><div>G6-3</div></div>		6 0 1 0 0 0 3											
<div>21 Dmitri Young, S<div>(1, 3)</div><div>OBP: 0.413, SLG: 0.529</div></div>		<div>3-2<div>25 1B</div><div>HR</div><div>HBP</div></div>	<div>0-0<div>②</div><div>SF8</div></div>			<div>0-2<div>①</div><div>F7</div></div>		<div>0-0<div>25 1B</div><div>1B</div></div>		<div>1-1<div>①</div><div>F7</div></div>		<div>2-2<div>②</div><div>G1-6-3</div></div>		4 1 1 1 0 0 2											
<div>25 Austin Kearns, R<div>(1, 9)</div><div>OBP: 0.317, SLG: 0.362</div><div>(11, 8)</div></div>		<div>1-1<div>1B</div></div>	<div>2-3<div>③</div><div>K</div></div>			<div>3-2<div>②</div><div>G5-3</div></div>		<div>0-0<div>1B</div></div>		<div>2-2<div>②</div><div>FC6-4</div></div>		<div>3-2<div>1B</div></div>		6 1 3 0 0 1 3											
<div>Ryan Church, L<div>(1, 8)</div><div>OBP: 0.367, SLG: 0.566</div></div> <div>35 Ryan Wagner, R<div>(11, 1)</div></div> <div>Josh Wilson, R<div>(12, PH)</div><div>OBP: 0.455, SLG: 0.143</div><div>Levale Speigner, R<div>(13, 1)</div></div></div>	<div>0-1<div>①</div><div>L7</div></div>			<div>1-1<div>①</div><div>G5-3</div></div>		<div>0-2<div>③</div><div>F9</div></div>		<div>2-3<div>②</div><div>K</div></div>		<div>0-1<div>③</div><div>F7</div></div>		<div>1 SAFE 2-2<div>1B</div></div>	<div>5 0 0 0 0 1 6</div> <div>0 0 0 0 0 0 0</div> <div>1 0 1 0 0 0 0</div> <div>0 0 0 0 0 0 0</div>												
<div>Brian Schneider, L<div>(1, 2)</div><div>OBP: 0.293, SLG: 0.286</div></div>	<div>3-2<div>①</div><div>HR</div></div>			<div>0-0<div>②</div><div>F7</div></div>			<div>2-2<div>③</div><div>G4-3</div></div>			<div>3-2<div>①</div><div>G1-3</div></div>	<div>0-3<div>③</div><div>K</div></div>			6 1 2 3 0 1 4											
<div>Chris Snelling, L<div>(1, 7)</div><div>OBP: 0.410, SLG: 0.452</div></div>	<div>0-0<div>②</div><div>G4-3</div></div>			<div>2-2<div>③</div><div>P5</div></div>			<div>4-0<div>13 BB</div><div>BB</div></div>		<div>0-1<div>①</div><div>G4-3</div></div>		<div>1-0<div>②</div><div>G3</div></div>		<div>2-1<div>①</div><div>2B</div><div>SF7</div><div>1B</div></div>	5 1 1 0 1 0 0											
<div>87 Jason Bergmann, R<div>(1, 1)</div><div>OBP: 0.000, SLG: 0.000</div></div> <div>92 Saul Rivera, S<div>(1, 1)</div><div>OBP: 0.000, SLG: 0.000</div></div> <div>99 Micah Bowie, L<div>(1, 1)</div><div>OBP: 0.000, SLG: 0.000</div></div> <div>13 Robert Pick, L<div>(1, 1)</div><div>OBP: 0.000, SLG: 0.000</div></div> <div>32 Chad Cordero, R<div>(1, 1)</div><div>OBP: 0.000, SLG: 0.000</div></div> <div>D'Angelo Jimenez, S<div>(1, 1)</div><div>OBP: 0.000, SLG: 0.000</div></div> <div>43 Jesus Colome, R<div>(1, 1)</div><div>OBP: 0.000, SLG: 0.000</div></div> <div>Michael Restovich, R<div>(1, 1)</div><div>OBP: 0.000, SLG: 0.000</div></div>	<div>0-3<div>③</div><div>K</div></div>				<div>0-1<div>①</div><div>10 G6-3</div><div>SH2-3</div><div>1B</div></div>		<div>4-1<div>②</div><div>10 G4-6-3</div><div>BB</div></div>		<div>3-1<div>②</div><div>G3-1</div></div>	<div>2-2<div>1B</div></div>		<div>0-0<div>2B</div><div>SF7</div><div>1B</div></div>	<div>2 0 0 1 0 0 1 0</div> <div>0 0 0 0 0 0 0 0</div> <div>0 0 0 0 0 1 0 0</div> <div>0 0 0 0 0 0 0 0</div> <div>1 0 0 0 0 0 0 0</div> <div>0 0 0 2 0 0 0 0</div>												
<div>Inning Stats</div>	<div>R: 0</div> <div>E: 0</div> <div>K: 2</div> <div>S: 9</div>	<div>H: 0</div> <div>LOB: 0</div> <div>BB: 0</div> <div>P: 10</div>	<div>R: 3</div> <div>E: 0</div> <div>K: 1</div> <div>S: 20</div>	<div>H: 2</div> <div>LOB: 0</div> <div>BB: 0</div> <div>P: 27</div>	<div>R: 1</div> <div>E: 0</div> <div>K: 1</div> <div>S: 8</div>	<div>H: 1</div> <div>LOB: 1</div> <div>BB: 1</div> <div>P: 17</div>	<div>R: 0</div> <div>E: 0</div> <div>K: 0</div> <div>S: 7</div>	<div>H: 0</div> <div>LOB: 0</div> <div>BB: 0</div> <div>P: 10</div>	<div>R: 0</div> <div>E: 0</div> <div>K: 0</div> <div>S: 8</div>	<div>H: 1</div> <div>LOB: 2</div> <div>BB: 2</div> <div>P: 20</div>	<div>R: 0</div> <div>E: 0</div> <div>K: 1</div> <div>S: 10</div>	<div>H: 2</div> <div>LOB: 2</div> <div>BB: 0</div> <div>P: 13</div>	<div>R: 0</div> <div>E: 0</div> <div>K: 0</div> <div>S: 6</div>	<div>H: 0</div> <div>LOB: 0</div> <div>BB: 0</div> <div>P: 10</div>	<div>R: 0</div> <div>E: 0</div> <div>K: 0</div> <div>S: 14</div>	<div>H: 2</div> <div>LOB: 2</div> <div>BB: 0</div> <div>P: 18</div>	<div>R: 0</div> <div>E: 0</div> <div>K: 0</div> <div>S: 13</div>	<div>H: 2</div> <div>LOB: 2</div> <div>BB: 0</div> <div>P: 22</div>	<div>R: 0</div> <div>E: 0</div> <div>K: 1</div> <div>S: 16</div>	<div>H: 2</div> <div>LOB: 2</div> <div>BB: 0</div> <div>P: 23</div>	<div>R: 1</div> <div>E: 0</div> <div>K: 0</div> <div>S: 5</div>	<div>H: 2</div> <div>LOB: 1</div> <div>BB: 0</div> <div>P: 9</div>	<div>1B: 13</div> <div>2B: 1</div> <div>3B: 0</div> <div>HR: 1</div>	<div>SF: 2</div> <div>SAC: 1</div> <div>DP: 1</div> <div>HBP: 1</div>	<div>WP: 1</div> <div>PA: 55</div>
<div>PITCHER</div>	<div>IP</div> <div>WLS</div> <div>BF</div> <div>H</div> <div>R</div> <div>ER</div> <div>SO</div> <div>BB</div> <div>IBB</div> <div>HBP</div> <div>BLK</div> <div>WP</div> <div>HR</div> <div>S</div> <div>P</div> <div>ERA</div> <div>WHIP</div>	<div>6.0</div> <div>1</div> <div>24</div> <div>4</div> <div>4</div> <div>4</div> <div>4</div> <div>1</div> <div>0</div> <div>1</div> <div>0</div> <div>0</div> <div>1</div> <div>65</div> <div>92</div> <div>6.00</div> <div>0.833</div>		<div>R: 0</div> <div>E: 0</div> <div>K: 1</div> <div>S: 8</div>	<div>H: 1</div> <div>LOB: 1</div> <div>BB: 1</div> <div>P: 17</div>	<div>R: 0</div> <div>E: 0</div> <div>K: 0</div> <div>S: 7</div>	<div>H: 0</div> <div>LOB: 0</div> <div>BB: 0</div> <div>P: 10</div>	<div>R: 0</div> <div>E: 0</div> <div>K: 0</div> <div>S: 8</div>	<div>H: 1</div> <div>LOB: 2</div> <div>BB: 2</div> <div>P: 20</div>	<div>R: 0</div> <div>E: 0</div> <div>K: 1</div> <div>S: 10</div>	<div>H: 2</div> <div>LOB: 2</div> <div>BB: 0</div> <div>P: 13</div>	<div>R: 0</div> <div>E: 0</div> <div>K: 0</div> <div>S: 6</div>	<div>H: 0</div> <div>LOB: 0</div> <div>BB: 0</div> <div>P: 10</div>	<div>R: 0</div> <div>E: 0</div> <div>K: 0</div> <div>S: 14</div>	<div>H: 2</div> <div>LOB: 2</div> <div>BB: 0</div> <div>P: 18</div>	<div>R: 0</div> <div>E: 0</div> <div>K: 0</div> <div>S: 13</div>	<div>H: 2</div> <div>LOB: 2</div> <div>BB: 0</div> <div>P: 22</div>	<div>R: 0</div> <div>E: 0</div> <div>K: 1</div> <div>S: 16</div>	<div>H: 2</div> <div>LOB: 2</div> <div>BB: 0</div> <div>P: 23</div>	<div>R: 1</div> <div>E: 0</div> <div>K: 0</div> <div>S: 5</div>	<div>H: 2</div> <div>LOB: 1</div> <div>BB: 0</div> <div>P: 9</div>	<div>1B: 13</div> <div>2B: 1</div> <div>3B: 0</div> <div>HR: 1</div>	<div>SF: 2</div> <div>SAC: 1</div> <div>DP: 1</div> <div>HBP: 1</div>	<div>WP: 1</div> <div>PA: 55</div>	
<div>23 Adam Eaton, R<div>(1, 1)</div><div>ERA: 6.62</div></div> <div>40 Matt Smith, L<div>(7, 1)</div><div>ERA: 13.5</div></div> <div>Geoff Geary, R<div>(7, 1)</div><div>ERA: 3.52</div></div> <div>39 Brett Myers, R<div>(8, 1)</div><div>ERA: 8.82</div></div> <div>Antonio Alfonseca, R<div>(9, 1)</div><div>ERA: 1.08</div></div>	<div>6.0</div> <div>2</div> <div>24</div> <div>1</div> <div>0</div> <div>0</div> <div>0</div> <div>1</div> <div>0</div> <div>0</div> <div>0</div> <div>0</div> <div>4</div> <div>11</div> <div>∞</div> <div>∞</div>		<div>R: 0</div> <div>E: 0</div> <div>K: 1</div> <div>S: 8</div>	<div>H: 1</div> <div>LOB: 1</div> <div>BB: 1</div> <div>P: 17</div>	<div>R: 0</div> <div>E: 0</div> <div>K: 0</div> <div>S: 7</div>	<div>H: 0</div> <div>LOB: 0</div> <div>BB: 0</div> <div>P: 10</div>	<div>R: 0</div> <div>E: 0</div> <div>K: 0</div> <div>S: 8</div>	<div>H: 1</div> <div>LOB: 2</div> <div>BB: 2</div> <div>P: 20</div>	<div>R: 0</div> <div>E: 0</div> <div>K: 1</div> <div>S: 10</div>	<div>H: 2</div> <div>LOB: 2</div> <div>BB: 0</div> <div>P: 13</div>	<div>R: 0</div> <div>E: 0</div> <div>K: 0</div> <div>S: 6</div>	<div>H: 0</div> <div>LOB: 0</div> <div>BB: 0</div> <div>P: 10</div>	<div>R: 0</div> <div>E: 0</div> <div>K: 0</div> <div>S: 14</div>	<div>H: 2</div> <div>LOB: 2</div> <div>BB: 0</div> <div>P: 18</div>	<div>R: 0</div> <div>E: 0</div> <div>K: 0</div> <div>S: 13</div>	<div>H: 2</div> <div>LOB: 2</div> <div>BB: 0</div> <div>P: 22</div>	<div>R: 0</div> <div>E: 0</div> <div>K: 1</div> <div>S: 16</div>	<div>H: 2</div> <div>LOB: 2</div> <div>BB: 0</div> <div>P: 23</div>	<div>R: 1</div> <div>E: 0</div> <div>K: 0</div> <div>S: 5</div>	<div>H: 2</div> <div>LOB: 1</div> <div>BB: 0</div> <div>P: 9</div>	<div>1B: 13</div> <div>2B: 1</div> <div>3B: 0</div> <div>HR: 1</div>	<div>SF: 2</div> <div>SAC: 1</div> <div>DP: 1</div> <div>HBP: 1</div>	<div>WP: 1</div> <div>PA: 55</div>		
<div>63 Ryan Madson, R<div>(11, 1)</div><div>ERA: 5.06</div></div> <div>54 Francisco Del Rosario, R<div>(13, 1)</div><div>ERA: 7.71</div></div>	<div>2.0</div> <div>L</div> <div>10</div> <div>4</div> <div>0</div> <div>0</div> <div>1</div> <div>0</div> <div>0</div> <div>0</div> <div>0</div> <div>0</div> <div>29</div> <div>45</div> <div>0.00</div> <div>2.000</div>		<div>R: 0</div> <div>E: 0</div> <div>K: 0</div> <div>S: 8</div>	<div>H: 1</div> <div>LOB: 1</div> <div>BB: 1</div> <div>P: 17</div>	<div>R: 0</div> <div>E: 0</div> <div>K: 0</div> <div>S: 7</div>	<div>H: 0</div> <div>LOB: 0</div> <div>BB: 0</div> <div>P: 10</div>	<div>R: 0</div> <div>E: 0</div> <div>K: 0</div> <div>S: 8</div>	<div>H: 1</div> <div>LOB: 2</div> <div>BB: 2</div> <div>P: 20</div>	<div>R: 0</div> <div>E: 0</div> <div>K: 1</div> <div>S: 10</div>	<div>H: 2</div> <div>LOB: 2</div> <div>BB: 0</div> <div>P: 13</div>	<div>R: 0</div> <div>E: 0</div> <div>K: 0</div> <div>S: 6</div>	<div>H: 0</div> <div>LOB: 0</div> <div>BB: 0</div> <div>P: 10</div>	<div>R: 0</div> <div>E: 0</div> <div>K: 0</div> <div>S: 14</div>	<div>H: 2</div> <div>LOB: 2</div> <div>BB: 0</div> <div>P: 18</div>	<div>R: 0</div> <div>E: 0</div> <div>K: 0</div> <div>S: 13</div>	<div>H: 2</div> <div>LOB: 2</div> <div>BB: 0</div> <div>P: 22</div>	<div>R: 0</div> <div>E: 0</div> <div>K: 1</div> <div>S: 16</div>	<div>H: 2</div> <div>LOB: 2</div> <div>BB: 0</div> <div>P: 23</div>	<div>R: 1</div> <div>E: 0</div> <div>K: 0</div> <div>S: 5</div>	<div>H: 2</div> <div>LOB: 1</div> <div>BB: 0</div> <div>P: 9</div>	<div>1B: 13</div> <div>2B: 1</div> <div>3B: 0</div> <div>HR: 1</div>	<div>SF: 2</div> <div>SAC: 1</div> <div>DP: 1</div> <div>HBP: 1</div>	<div>WP: 1</div> <div>PA: 55</div>		

Batter	1				2				3				4				5				6				7				8				9				AB R H RBI BB SO LOB								BOTTOM																																																																																																																																																																																																																																																																																																																																																																																																																																																																																																																																																																																																																																																																																																																																																																																																																																																																																																																																																																																																																																																																																																																																																																																																																																																																																																																																	
<div>Felipe Lopez, S</div> <div>OBP: 0.338, SLG: 0.338</div> <div>(1, 6)</div> <div>C F B X</div> <div>1-2</div> <div>F9</div> <div>1</div> <div></div>																																																																																																																																																																																																																																																																																																																																																																																																																																																																																																																																																																																																																																																																																																																																																																																																																																																																																																																																																																																																																																																																																																																																																																																																																																																																																																																																																																														</

Batter	1	2	3	4	5	6	7	8	9	10	11	12	13	14	AB R H RBI BB SO LOB	TOP														
Felipe Lopez, S OBP: 0.366, SLG: 0.342 (1, 6)	2-1 SH1-3 1B	4-1 BB		4-2 10 HR BB		2-1 10 E 1B		4-2 10 1B BB		3-2 F8		1 SAFE 3-2 F8 1-2		1-0 G1-3	5 1 2 0 3 0 2	<div>Washington Nationals @ Florida Marlins</div> <div>Dolphin Stadium, Miami, FL</div> <div>Fri Apr 20 2007, 7:05 PM EDT</div> <div>Att: 16,469 - Partly Cloudy - 79 F</div>														
10 Ronnie Belliard, R OBP: 0.323, SLG: 0.381 (1, 4)	2-1 SH1-3 1-2	2-0 L9		1-2 HR		1-1 FC6		0-2 1-2 1B		0-1 1B		1-1 G6-3			6 1 3 3 0 0 4															
11 Ryan Zimmerman, R OBP: 0.256, SLG: 0.297 (1, 5)	0-0 F9		2-3 K	0-0 2B		3-1 F9		0-0 F9		0-0 G4-3			1-1 13 B1-6-4 1B		7 0 2 0 0 1 7															
21 Dmitri Young, S OBP: 0.403, SLG: 0.508 13 Robert Fick, L OBP: 0.176, SLG: 0.133 (1, 3) (9, 3)	1-3 K		0-1 G6-3	0-0 L9		0-0 F9			0-1 F7			1-2 G4-3 25 F9 1B		0-0 B1-6-4	5 0 0 0 0 1 4 2 0 1 0 0 0 1															
25 Austin Kearns, R OBP: 0.338, SLG: 0.388 (1, 9)		1-1 2B 2B	2-0 1B		2-2 F7		2-3 K		0-0 F8 2B		0-2 F9	0-2 F9 1-2		2-3 K	7 1 3 0 0 2 1	<div>livebaseballscorecards.com</div> <div>AB 55</div> <div>R 6</div> <div>H 18</div> <div>RBI 6</div> <div>BB 7</div> <div>SO 7</div> <div>LOB 32</div>														
Ryan Church, L OBP: 0.366, SLG: 0.540 (1, 8)		0-2 F9 1B 2B	0-0 G3		4-2 BB		3-2 G3		3-2 F8		3-2 F8	1-2 G4-3		1-0 1B 1B	6 2 2 1 1 0 3															
Brian Schneider, L OBP: 0.288, SLG: 0.255 (1, 2)		1-0 F9		1-0 G5-3		0-3 K		1-0 F8		4-0 IBB		4-0 IBB		2-3 K	5 0 0 0 2 2 3															
Michael Restovich, R OBP: 0.444, SLG: 0.556 Jon Rauch, R OBP: 0.187, SLG: 0.291 32 Chad Cordero, R OBP: 0.187, SLG: 0.291 59 Micah Bowie, L OBP: 0.187, SLG: 0.291 D'Angelo Jimenez, S OBP: 0.217, SLG: 0.325 43 Jesus Colon, R OBP: 0.217, SLG: 0.325 Josh Wilson, R OBP: 0.217, SLG: 0.325 52 Saul Rivera, S OBP: 0.217, SLG: 0.325 (1, 7) (8, 1) (8, 1) (10, 1) (11, PH) (11, 1) (14, PH) (14, 1)	1-1 41 SH5-4 1B		1-1 F9	0-0 F9	1-2 P3		3-2 L3 1B	1-3 K	1-3 K	1-2 F8	1-2 F8		2-2 P4	4 0 2 1 0 0 1 0 0 0 0 0 0 0 1 0 0 0 0 0 1 2 0 0 0 0 0 0 0 0 1 0 0 0 0 0 0 2 0 0 0 0 0 0 0 0 1 0 0 0 0 0 0 1 0 0 0 0 0 0 0 0																
41 Shawn Hill, R OBP: 0.500, SLG: 0.400 35 Ryan Wagner, R OBP: 0.400, SLG: 0.417 Chris Snelling, L OBP: 0.400, SLG: 0.417 (1, 1) (7, 1) (8, PH) (8, 7)	0-1 SH5-4			2-2 10 HR BB 1B		2-2 10 E 11 F9 1B		1-1 L3		1-0 F9		4-0 CS BB		2-2 2-H 1B	2 1 2 0 0 0 0 0 0 0 0 0 0 0 3 0 1 1 1 0 1	<div>WASHINGTON NATIONALS</div>														
Inning Stats	R: 0 E: 0 K: 1 S: 9	H: 1 LOB: 1 BB: 0 P: 14	R: 2 E: 0 K: 0 S: 12	H: 3 LOB: 2 BB: 1 P: 21	R: 0 E: 0 K: 1 S: 7	H: 1 LOB: 1 BB: 0 P: 11	R: 3 E: 0 K: 0 S: 12	H: 3 LOB: 1 BB: 1 P: 20	R: 0 E: 0 K: 1 S: 16	H: 0 LOB: 1 BB: 0 P: 23	R: 0 E: 0 K: 0 S: 11	H: 2 LOB: 2 BB: 0 P: 19	R: 0 E: 0 K: 1 S: 8	H: 0 LOB: 0 BB: 0 P: 14	R: 0 E: 0 K: 1 S: 10		H: 1 LOB: 2 BB: 1 P: 18	R: 0 E: 0 K: 0 S: 8	H: 1 LOB: 1 BB: 0 P: 12	R: 0 E: 0 K: 0 S: 13	H: 1 LOB: 2 BB: 1 P: 20	R: 0 E: 0 K: 0 S: 5	H: 0 LOB: 0 BB: 1 P: 13	R: 0 E: 0 K: 1 S: 6	H: 1 LOB: 0 BB: 0 P: 9	R: 1 E: 0 K: 1 S: 16	H: 2 LOB: 1 BB: 0 P: 24	1B: 13 2B: 5 3B: 0 HR: 1	SF: 0 SAC: 2 DP: 2 HBP: 0	WP: 0 PB: 0 SB: 1 CS: 1
PITCHER	IP WLS BF H R ER SO BB IBB HBP BLK WP HR S P ERA WHIP	5.0 29 10 5 5 3 3 0 0 0 0 0 1 64 102 9.00 2.600	2.0 5 0 0 0 1 0 0 0 0 0 0 0 11 20 0.00 0.000	1.0 5 2 0 0 0 1 0 0 0 0 0 0 13 21 0.00 3.000	0.1 2 1 0 0 0 0 0 0 0 0 0 0 3 3 0.00 3.000	0.2 3 0 0 0 1 0 1 0 0 0 0 0 7 15 0.00 0.000	PITCHER	IP WLS BF H R ER SO BB IBB HBP BLK WP HR S P ERA WHIP	2.0 9 2 0 0 0 0 0 0 0 0 0 0 0 21 32 0.00 1.000	2.0 6 1 0 0 1 1 0 0 0 0 0 0 11 22 0.00 1.000	1.0 L 5 2 1 1 1 0 0 0 0 0 0 16 24 9.00 2.000																			

Washington Nationals @ Florida Marlins
Dolphin Stadium, Miami, FL
Fri Apr 20 2007, 7:05 PM EDT
Att. 16,469 - Partly Cloudy - 79 F

livebaseballscorecards.com

AB	55
R	6
H	18
RBI	6
BB	7
SO	7
LOB	32



Batter	1	2	3	4	5	6	7	8	9	10	11	12	13	14	AB R H RBI BB SO LOB	BOTTOM																
<div>2 Hanley Ramirez, R</div> <div>(1, 6)</div> <div>OBP: 0.467, SLG: 0.627</div>	<div>4-1</div> <div>F8</div> <div>BB</div>		<div>0-1</div> <div>F8</div>				<div>4-0</div> <div>BB</div>		<div>0-0</div> <div>17 CS</div> <div>1B</div>		<div>1-1</div> <div>1B</div>		<div>4-0</div> <div>1-2 2-3</div> <div>IBB</div>		4 0 2 0 3 1 2	<div>Washington Nationals @ Florida Marlins</div> <div>Dolphin Stadium, Miami, FL</div> <div>Fri Apr 20 2007, 7:05 PM EDT</div> <div>Att. 16,469 - Partly Cloudy - 79 F</div>																
<div>6 Dan Uggla, R</div> <div>(1, 4)</div> <div>OBP: 0.293, SLG: 0.338</div> <div>37 Renyel Pinto, L</div> <div>(12, 1)</div> <div>20 Matt Treanor, R</div> <div>(13, PH)</div> <div>OBP: 0.308, SLG: 0.364</div> <div>48 Lee Gardner, R</div> <div>(14, 1)</div>	<div>2-0</div> <div>F8</div>	<div>1-1</div> <div>F8</div>		<div>2-3</div> <div>K</div>		<div>1-3</div> <div>K</div>	<div>0-3</div> <div>K</div>	<div>2-0</div> <div>P4</div>	<div>3-3</div> <div>K</div>	6 0 0 0 0 0 3 6 0 0 0 0 0 0 0 0 1 0 0 0 0 0 1 3 0 0 0 0 0 0 0 0																						
<div>17 Mike Jacobs, L</div> <div>(1, 3)</div> <div>OBP: 0.385, SLG: 0.482</div>	<div>1-1</div> <div>G3</div> <div>1-2</div>	<div>1-1</div> <div>F7</div>			<div>3-1</div> <div>F7</div>		<div>2-2</div> <div>HR</div> <div>1B</div>	<div>4-0</div> <div>BB</div>		<div>1-2</div> <div>G6-3</div>		<div>0-0</div> <div>G4-3</div>	6 1 1 0 1 0 1																			
<div>14 Josh Willingham, R</div> <div>(1, 7)</div> <div>OBP: 0.323, SLG: 0.397</div> <div>77 Henry Owens, R</div> <div>(10, 1)</div> <div>Jason Wood, R</div> <div>(12, 4)</div> <div>OBP: 0.182, SLG: 0.364</div>	<div>3-3</div> <div>K</div>			<div>0-0</div> <div>G4-3</div>		<div>1-0</div> <div>8 HR</div> <div>1B</div>	<div>2-2</div> <div>F9</div>	<div>0-0</div> <div>F9</div>		<div>0-0</div> <div>F8</div>		<div>1-0</div> <div>WP</div> <div>2B</div>	5 1 1 0 0 1 3 0 0 0 0 0 0 0 0 2 0 1 0 0 0 0 0																			
<div>Joe Borchard, S</div> <div>(1, 9)</div> <div>OBP: 0.317, SLG: 0.407</div> <div>(10, 7)</div>		<div>2-2</div> <div>P5</div>		<div>2-3</div> <div>K</div>		<div>0-0</div> <div>F8</div>	<div>0-0</div> <div>HR</div>	<div>0-0</div> <div>HR</div> <div>1B</div>	<div>2-3</div> <div>K</div>	<div>1-1</div> <div>F7</div>		<div>2-3</div> <div>K</div>	7 1 1 2 0 3 2																			
<div>8 Aaron Boone, R</div> <div>(1, 5)</div> <div>OBP: 0.320, SLG: 0.545</div>		<div>2-0</div> <div>E3</div> <div>G4-3</div>		<div>1-3</div> <div>K</div>		<div>1-0</div> <div>HR</div>	<div>0-1</div> <div>1B</div>	<div>2-3</div> <div>K</div>			<div>2-1</div> <div>2 IBB</div> <div>2B</div>	<div>0-0</div> <div>G6-3</div>	7 1 3 2 0 2 1																			
<div>Miguel Olivo, R</div> <div>(1, 2)</div> <div>OBP: 0.250, SLG: 0.296</div>		<div>2-0</div> <div>G4-3</div> <div>1-2</div>			<div>0-0</div> <div>F7</div>	<div>1-3</div> <div>K</div>	<div>1-2</div> <div>1B</div>	<div>1-3</div> <div>1B</div>	<div>1-1</div> <div>G1-3</div>		<div>1-2</div> <div>G6-3</div>			6 0 1 0 0 1 2																		
<div>4 Alfredo Amezaga, S</div> <div>(1, 8)</div> <div>OBP: 0.266, SLG: 0.359</div>		<div>4-1</div> <div>BB</div>			<div>1-2</div> <div>1B</div> <div>1B</div>		<div>2-2</div> <div>L3</div>	<div>2-3</div> <div>K</div>			<div>0-1</div> <div>F9</div>	<div>0-2</div> <div>F8</div>		5 0 1 0 1 1 2																		
<div>Scott Olsen, L</div> <div>(1, 1)</div> <div>OBP: 0.597, SLG: 0.714</div> <div>Kevin Gregg, R</div> <div>(6, 1)</div> <div>1 Eric Reed, L</div> <div>(7, PH)</div> <div>Randy Messenger, R</div> <div>(8, 1)</div> <div>22 Matt Lindstrom, R</div> <div>(9, 1)</div> <div>57 Taylor Tankersley, L</div> <div>(9, 1)</div> <div>12 Cody Ross, R</div> <div>(9, PH)</div> <div>OBP: 0.364, SLG: 0.633</div> <div>(10, 9)</div>		<div>0-1</div> <div>P6</div>		<div>2-2</div> <div>1B</div> <div>1B</div>		<div>2-2</div> <div>F7</div>		<div>1-1</div> <div>HR</div>		<div>3-3</div> <div>K</div>	<div>4-2</div> <div>2 IBB</div> <div>BB</div>		2 0 1 0 0 0 0 2 0 0 0 0 0 0 0 0 1 0 2 1 1 1 1 1 1 0																			
Inning Stats	R: 0 E: 0 K: 1 S: 7	H: 0 LOB: 1 BB: 1 P: 17	R: 0 E: 1 K: 0 S: 8	H: 0 LOB: 2 BB: 1 P: 18	R: 0 E: 0 K: 0 S: 6	H: 0 LOB: 0 BB: 0 P: 8	R: 0 E: 0 K: 2 S: 7	H: 0 LOB: 0 BB: 0 P: 10	R: 0 E: 0 K: 1 S: 9	H: 2 LOB: 1 BB: 1 P: 18	R: 0 E: 0 K: 1 S: 16	H: 4 LOB: 1 BB: 0 P: 23	R: 1 E: 0 K: 1 S: 7	H: 2 LOB: 1 BB: 1 P: 12	R: 0 E: 0 K: 2 S: 9	H: 0 LOB: 0 BB: 0 P: 14	R: 0 E: 0 K: 1 S: 8	H: 1 LOB: 1 BB: 0 P: 14	R: 0 E: 0 K: 0 S: 6	H: 0 LOB: 0 BB: 0 P: 8	R: 0 E: 0 K: 1 S: 13	H: 1 LOB: 3 BB: 2 P: 27	R: 0 E: 0 K: 1 S: 6	H: 1 LOB: 1 BB: 0 P: 9	1B: 8 2B: 2 3B: 0 HR: 3	SF: 0 SAC: 0 DP: 0 HBP: 0	WP: 1 PB: 0 SB: 0 CS: 1	PA: 60				
PITCHER	IP WLS BF H R ER SO BB IBB HBP BLK WP HR S P ERA WHIP	6.0 0 25 4 2 2 6 2 0 0 0 0 1 50 88 3.00 1.000	1.0 0 4 0 0 0 1 1 0 0 0 0 0 9 18 0.00 1.000	0.2 0 5 4 2 2 0 0 0 0 0 0 1 12 17 27.00 6.000	1.1 0 6 2 1 1 2 1 0 0 0 0 1 11 18 6.75 2.250	1.0 0 3 0 0 0 2 0 0 0 0 0 0 9 14 0.00 0.000	PITCHER														IP WLS BF H R ER SO BB IBB HBP BLK WP HR S P ERA WHIP											
41 Shawn Hill, R	(1, 1)	6.0	WLS	BF	H	R	ER	SO	BB	IBB	HBP	BLK	WP	HR	S	P	ERA	WHIP														
35 Ryan Wagner, R	(7, 1)	1.0	H	4	0	0	0	1	1	0	0	0	0	0	9	18	0.00	1.000														
Jon Rauch, R	(8, 1)	0.2	H	5	4	2	2	0	0	0	0	0	0	1	12	17	27.00	6.000														
32 Chad Cordero, R	(8, 1)	1.1	B	6	2	1	1	2	1	0	0	0	0	1	11	18	6.75	2.250														
59 Micah Bowie, L	(10, 1)	1.0		3	0	0	0	2	0	0	0	0	0	0	9	14	0.00	0.000														

Washington Nationals @ Florida Marlins
Dolphin Stadium, Miami, FL
Sat Apr 21 2007, 7:05 PM EDT
Att. 24,107 - Partly Cloudy - 76 F

Batter	1	2	3	4	5	6	7	8	9	AB R H RBI BB SO LOB	TOP
Felipe Lopez, S (1, 6) OBP: 0.363, SLG: 0.333 Jon Rauch, R (7, 1) 32 Chad Cordero, R (8, 1) Michael Restovich, R (9, PH) OBP: 0.364, SLG: 0.455	4-1 BB		3-1 P6		1-3 K		2-3 K		1-3 K	3 0 0 0 1 2 1 0 0 0 0 0 0 0 0 0 0 0 0 0 0 1 0 0 0 0 1 3	<div>Washington Nationals @ Florida Marlins</div> <div>Dolphin Stadium, Miami, FL</div> <div>Sun Apr 22 2007, 1:05 PM EDT</div> <div>Att. 18,443 - Sunny - 78 F</div> <div>livebaseballscorecards.com</div>
10 Ronnie Belliard, R (1, 4) OBP: 0.307, SLG: 0.338	4-1 BB		0-3 K		0-2 G4-3		0-0 P2		1-3 K	4 0 0 0 1 2 4	
11 Ryan Zimmerman, R (1, 5) OBP: 0.284, SLG: 0.349	2-2 F9		2-1 21 BB 1B				1-1 F9		2-1 P4	3-1 1-H 2-H 3-H HR	5 1 2 4 0 0 2
21 Dmitri Young, S (1, 3) OBP: 0.395, SLG: 0.470	1-2 F8		4-2 1-2 BB				1-1 F8		3-3 K	0-3 K2-1-3	4 0 0 0 1 2 2
25 Austin Kearns, R (1, 9) (2, 8) OBP: 0.341, SLG: 0.370	1-3 K		0-0 F8				1-1 F8		1-2 1B		4 0 1 0 0 1 4
Ryan Church, L (1, 8) Chris Snelling, L (2, 7) OBP: 0.368, SLG: 0.544 OBP: 0.365, SLG: 0.381		0-0 G3-1		1-3 K			0-1 13 BB 3 2B 1B		0-2 F9		1 0 0 0 0 0 0 3 1 1 0 0 1 1
13 Robert Fick, L (1, 7) (2, 9) OBP: 0.238, SLG: 0.167		1-2 F8		3-2 G3			3-2 3 BB 1-2 2B 1B		4-1 3 BB 11 HR BB	3 2 1 0 1 0 0	<div>AB 34</div> <div>R 6</div> <div>H 7</div> <div>RBI 6</div> <div>BB 6</div> <div>SO 11</div> <div>LOB 19</div> <div> </div>
3 Jesus Flores, R (1, 2) OBP: 0.462, SLG: 0.444		4-1 BB		1-1 F7			0-1 1-H 2-H 2B		0-1 11 HR 2B	3 1 2 2 1 0 0	
26 Jerome Williams, R (1, 1) D'Angelo Jimenez, S (7, PH) Josh Wilson, R (7, 6) OBP: 0.143, SLG: 0.077 OBP: 0.462, SLG: 0.125		2-2 G1		1-3 K			0-3 K		4-1 11 HR BB	2 0 0 0 0 1 1 1 0 0 0 0 1 1 0 1 0 0 1 0 0	
Inning Stats	R: 0 E: 0 K: 1 S: 14 H: 0 LOB: 2 BB: 2 P: 26	R: 0 E: 0 K: 0 S: 11 H: 0 LOB: 1 BB: 1 P: 18	R: 0 E: 0 K: 1 S: 11 H: 1 LOB: 2 BB: 1 P: 20	R: 0 E: 0 K: 1 S: 9 H: 0 LOB: 0 BB: 0 P: 14	R: 0 E: 0 K: 2 S: 11 H: 0 LOB: 0 BB: 0 P: 13	R: 0 E: 0 K: 0 S: 6 H: 0 LOB: 0 BB: 0 P: 9	R: 2 E: 0 K: 2 S: 15 H: 3 LOB: 1 BB: 0 P: 20	R: 0 E: 0 K: 1 S: 12 H: 1 LOB: 1 BB: 0 P: 18	R: 4 E: 0 K: 3 S: 15 H: 2 LOB: 0 BB: 2 P: 28	1B: 4 2B: 2 3B: 0 HR: 1 SF: 0 SAC: 0 DP: 0 HBP: 0	WP: 0 PB: 0 SB: 1 CS: 0 PA: 40
PITCHER Wes Obermueller, R (1, 1) ERA: 3.0 Kevin Gregg, R (7, 1) ERA: 3.86	IP 6.0 WLS W BF 26 H 4 R 2 ER 2 SO 5 BB 4 IBB 0 HBP 0 BLK 0 WP 0 HR 0 S 70 P 111 ERA 3.00 WHIP 1.333	IP 3.0 WLS S BF 14 H 3 R 4 ER 4 SO 6 BB 2 IBB 0 HBP 0 BLK 0 WP 0 HR 1 S 34 P 55 ERA 12.00 WHIP 1.667									PITCHER IP WLS BF H R ER SO BB IBB HBP BLK WP HR S P ERA WHIP

Washington Nationals @ Philadelphia Phillies
Citizens Bank Park, Philadelphia, PA
Tue Apr 24 2007, 7:05 PM EDT
Att. 24,745 - Partly Cloudy - 72 F

Batter	1				2				3				4				5				6				7				8				9				AB R H RBI BB SO LOB								TOP																																	
<div>Felipe Lopez, S</div> <div>(1, 6)</div> <div>OBP: 0.360, SLG: 0.333</div>	<div>1-3</div> <div>1</div> <div></div>												<div>1-0</div> <div>11 10</div> <div>6 4 3 1B</div> <div>1B</div>								<div>1-2</div> <div>1</div> <div></div>				<div>1-3</div> <div>3</div> <div></div>																4 1 1 0 0 2 2								<div>Washington Nationals @ Philadelphia Phillies</div> <div>Citizens Bank Park, Philadelphia, PA</div> <div>Wed Apr 25 2007, 7:05 PM EDT</div> <div>Att. 23,526 - Overcast - 57 F</div>																													
<div>10 Ronnie Belliard, R</div> <div>(1, 4)</div> <div>OBP: 0.321, SLG: 0.354</div>	<div>0-1</div> <div>2</div> <div></div>												<div>0-2</div> <div>11</div> <div>1 SAFE 6 4 3 1B</div> <div>1B</div>								<div>0-2</div> <div>2</div> <div></div>								<div>1-2</div> <div>11</div> <div>DI 1B</div> <div>1B</div>				4 0 2 0 0 0 0																																													
<div>11 Ryan Zimmerman, R</div> <div>(1, 5)</div> <div>OBP: 0.281, SLG: 0.344</div>	<div>1-3</div> <div>3</div> <div></div>												<div>0-2</div> <div>11</div> <div>1-2f 2-3 6 4 3 1B</div> <div>1B</div>								<div>1-1</div> <div>2B</div> <div>2B</div>				<div>2-2</div> <div>1</div> <div></div>				4 0 1 0 0 1 3																																																	
<div>21 Dmitri Young, S</div> <div>(1, 3)</div> <div>OBP: 0.382, SLG: 0.438</div>					<div>2-2</div> <div>1</div> <div></div>								<div>1-1</div> <div>25</div> <div>2B 1B</div> <div>1B</div>								<div>0-2</div> <div>3</div> <div></div>								<div>4-1</div> <div>25</div> <div>G1-4-3 BB</div> <div>BB</div>				3 1 1 1 1 1 1																																													
<div>25 Austin Kearns, R</div> <div>(1, 9)</div> <div>OBP: 0.356, SLG: 0.425</div>					<div>2-3</div> <div>2</div> <div></div>								<div>3-2</div> <div>1-H</div> <div>2B</div> <div>2B</div>												<div>1-1</div> <div>1</div> <div></div>				3 1 1 1 1 1 2																																																	
<div>Ryan Church, L</div> <div>(1, 8)</div> <div>OBP: 0.369, SLG: 0.533</div>					<div>1-2</div> <div>3</div> <div></div>								<div>0-0</div> <div>3</div> <div></div>												<div>4-2</div> <div>1</div> <div></div>								<div>3-2</div> <div>1</div> <div></div>				3 0 0 0 1 0 1																																									
<div>13 Robert Fick, L</div> <div>(1, 7)</div> <div>OBP: 0.208, SLG: 0.143</div> <div>Michael Restovich, R</div> <div>(7, PH)</div> <div>OBP: 0.267, SLG: 0.333</div> <div>Chris Snelling, L</div> <div>(7, 7)</div> <div>OBP: 0.370, SLG: 0.364</div>									<div>1-3</div> <div>1</div> <div></div>								<div>0-1</div> <div>1</div> <div></div>								<div>0-1</div> <div>1</div> <div></div>								<div>2-3</div> <div>2</div> <div></div>				2 0 0 0 0 1 0 1 0 0 0 0 0 2 1 0 0 0 0 1 0								<div>AB</div> <div>32</div>																																	
<div>Brian Schneider, L</div> <div>(1, 2)</div> <div>OBP: 0.282, SLG: 0.258</div>									<div>2-2</div> <div>2</div> <div></div>								<div>3-2</div> <div>2</div> <div></div>								<div>2-1</div> <div>2</div> <div></div>								<div>2-2</div> <div>2B</div> <div>2B</div>				4 0 1 1 0 0 1								<div>R</div> <div>3</div>																																	
<div>22 John Patterson, R</div> <div>(1, 1)</div> <div>59 Micah Bowie, L</div> <div>(6, 1)</div> <div>35 Ryan Wagner, R</div> <div>(6, 1)</div> <div>D'Angelo Jimenez, S</div> <div>(7, PH)</div> <div>OBP: 0.280, SLG: 0.077</div> <div>Levale Speigner, R</div> <div>(7, 1)</div> <div>43 Jesus Colome, R</div> <div>(8, 1)</div> <div>3 Jesus Flores, R</div> <div>(9, PH)</div> <div>OBP: 0.429, SLG: 0.400</div>									<div>2-2</div> <div>3</div> <div></div>								<div>0-1</div> <div>3</div> <div></div>								<div>4-0</div> <div>1</div> <div></div>								<div>0-3</div> <div>3</div> <div></div>				2 0 1 0 0 0 0 0 0 0 0 0 0 0 0 0 0 0 0 1 0 0 0 0 1 1								<div>H</div> <div>7</div>																																	
<div>Inning Stats</div>	<div>R: 0</div> <div>E: 0</div> <div>K: 2</div> <div>S: 11</div>				<div>H: 0</div> <div>LOB: 0</div> <div>BB: 0</div> <div>P: 13</div>				<div>R: 0</div> <div>E: 0</div> <div>K: 2</div> <div>S: 9</div>				<div>H: 0</div> <div>LOB: 0</div> <div>BB: 0</div> <div>P: 14</div>				<div>R: 0</div> <div>E: 0</div> <div>K: 1</div> <div>S: 11</div>				<div>H: 0</div> <div>LOB: 0</div> <div>BB: 0</div> <div>P: 16</div>				<div>R: 2</div> <div>E: 0</div> <div>K: 0</div> <div>S: 14</div>				<div>H: 4</div> <div>LOB: 1</div> <div>BB: 0</div> <div>P: 19</div>				<div>R: 0</div> <div>E: 0</div> <div>K: 0</div> <div>S: 8</div>				<div>H: 0</div> <div>LOB: 0</div> <div>BB: 0</div> <div>P: 11</div>				<div>R: 0</div> <div>E: 0</div> <div>K: 0</div> <div>S: 11</div>				<div>H: 1</div> <div>LOB: 1</div> <div>BB: 0</div> <div>P: 13</div>				<div>R: 1</div> <div>E: 0</div> <div>K: 1</div> <div>S: 12</div>				<div>H: 0</div> <div>LOB: 2</div> <div>BB: 3</div> <div>P: 27</div>				<div>R: 0</div> <div>E: 0</div> <div>K: 0</div> <div>S: 10</div>				<div>H: 1</div> <div>LOB: 1</div> <div>BB: 1</div> <div>P: 18</div>				<div>R: 0</div> <div>E: 0</div> <div>K: 2</div> <div>S: 14</div>				<div>H: 1</div> <div>LOB: 1</div> <div>BB: 0</div> <div>P: 21</div>				<div>1B: 4</div> <div>2B: 3</div> <div>3B: 0</div> <div>HR: 0</div> <div>SF: 0</div> <div>SAC: 0</div> <div>DP: 2</div> <div>HBP: 0</div>				<div>WP: 0</div> <div>PB: 0</div> <div>SB: 0</div> <div>CS: 0</div> <div>PA: 36</div>	
<div>PITCHER</div> <div>21 Jon Lieber, R</div> <div>(1, 1)</div> <div>ERA: 3.21</div> <div>40 Matt Smith, L</div> <div>(7, 1)</div> <div>ERA: 11.25</div> <div>Geoff Geary, R</div> <div>(7, 1)</div> <div>ERA: 2.61</div> <div>39 Brett Myers, R</div> <div>(8, 1)</div> <div>ERA: 7.91</div> <div>54 Francisco Del Rosario, R</div> <div>(9, 1)</div> <div>ERA: 4.15</div>	<div>IP</div> <div>6.0</div>	<div>WLS</div> <div>W</div>	<div>BF</div> <div>22</div>	<div>H</div> <div>5</div>	<div>R</div> <div>2</div>	<div>ER</div> <div>2</div>	<div>SO</div> <div>5</div>	<div>BB</div> <div>0</div>	<div>IBB</div> <div>0</div>	<div>HBP</div> <div>0</div>	<div>BLK</div> <div>0</div>	<div>WP</div> <div>0</div>	<div>HR</div> <div>0</div>	<div>S</div> <div>64</div>	<div>P</div> <div>86</div>	<div>ERA</div> <div>3.00</div>	<div>WHIP</div> <div>0.833</div>	<div>PITCHER</div> <div>IP</div> <div>WLS</div> <div>BF</div> <div>H</div> <div>R</div> <div>ER</div> <div>SO</div> <div>BB</div> <div>IBB</div> <div>HBP</div> <div>BLK</div> <div>WP</div> <div>HR</div> <div>S</div> <div>P</div> <div>ERA</div> <div>WHIP</div>																																																												
<div>21 Jon Lieber, R</div> <div>(1, 1)</div> <div>ERA: 3.21</div>	<div>IP</div> <div>6.0</div>		<div>BF</div> <div>22</div>	<div>H</div> <div>5</div>	<div>R</div> <div>2</div>	<div>ER</div> <div>2</div>	<div>SO</div> <div>5</div>	<div>BB</div> <div>0</div>	<div>IBB</div> <div>0</div>	<div>HBP</div> <div>0</div>	<div>BLK</div> <div>0</div>	<div>WP</div> <div>0</div>	<div>HR</div> <div>0</div>	<div>S</div> <div>64</div>	<div>P</div> <div>86</div>	<div>ERA</div> <div>3.00</div>	<div>WHIP</div> <div>0.833</div>																																																													
<div>40 Matt Smith, L</div> <div>(7, 1)</div> <div>ERA: 11.25</div>	<div>IP</div> <div>0.2</div>		<div>BF</div> <div>5</div>	<div>H</div> <div>0</div>	<div>R</div> <div>1</div>	<div>ER</div> <div>1</div>	<div>SO</div> <div>0</div>	<div>BB</div> <div>3</div>	<div>IBB</div> <div>0</div>	<div>HBP</div> <div>0</div>	<div>BLK</div> <div>0</div>	<div>WP</div> <div>0</div>	<div>HR</div> <div>0</div>	<div>S</div> <div>9</div>	<div>P</div> <div>23</div>	<div>ERA</div> <div>13.50</div>	<div>WHIP</div> <div>4.500</div>																																																													
<div>Geoff Geary, R</div> <div>(7, 1)</div> <div>ERA: 2.61</div>	<div>IP</div> <div>0.1</div>	<div>H</div> <div>H</div>	<div>BF</div> <div>1</div>	<div>H</div> <div>0</div>	<div>R</div> <div>0</div>	<div>ER</div> <div>0</div>	<div>SO</div> <div>1</div>	<div>BB</div> <div>0</div>	<div>IBB</div> <div>0</div>	<div>HBP</div> <div>0</div>	<div>BLK</div> <div>0</div>	<div>WP</div> <div>0</div>	<div>HR</div> <div>0</div>	<div>S</div> <div>3</div>	<div>P</div> <div>4</div>	<div>ERA</div> <div>0.00</div>	<div>WHIP</div> <div>0.000</div>																																																													
<div>39 Brett Myers, R</div> <div>(8, 1)</div> <div>ERA: 7.91</div>	<div>IP</div> <div>1.0</div>		<div>BF</div> <div>4</div>	<div>H</div> <div>1</div>	<div>R</div> <div>0</div>	<div>ER</div> <div>0</div>	<div>SO</div> <div>0</div>	<div>BB</div> <div>1</div>	<div>IBB</div> <div>0</div>	<div>HBP</div> <div>0</div>	<div>BLK</div> <div>0</div>	<div>WP</div> <div>0</div>	<div>HR</div> <div>0</div>	<div>S</div> <div>10</div>	<div>P</div> <div>18</div>	<div>ERA</div> <div>0.00</div>	<div>WHIP</div> <div>2.000</div>																																																													
<div>54 Francisco Del Rosario, R</div> <div>(9, 1)</div> <div>ERA: 4.15</div>	<div>IP</div> <div>1.0</div>		<div>BF</div> <div>4</div>	<div>H</div> <div>1</div>	<div>R</div> <div>0</div>	<div>ER</div> <div>0</div>	<div>SO</div> <div>2</div>	<div>BB</div> <div>0</div>	<div>IBB</div> <div>0</div>	<div>HBP</div> <div>0</div>	<div>BLK</div> <div>0</div>	<div>WP</div> <div>0</div>	<div>HR</div> <div>0</div>	<div>S</div> <div>14</div>	<div>P</div> <div>21</div>	<div>ERA</div> <div>0.00</div>	<div>WHIP</div> <div>1.000</div>																																																													

Batter		1	2	3	4	5	6	7	8	9	AB R H RBI BB SO LOB	BOTTOM									
11 Jimmy Rollins, S OBP: 0.380, SLG: 0.659	(1, 6) LBX	1-1 F9		0-1 P5		1-1 FC4-6 26 2B	4-2 26 1B BB		0-0 HR		4 3 1 2 1 0 1	Washington Nationals @ Philadelphia Phillies Citizens Bank Park, Philadelphia, PA Wed Apr 25 2007, 7:05 PM EDT Att. 23,526 - Overcast - 57 F									
8 Shane Victorino, S OBP: 0.367, SLG: 0.359	(1, 9) CCX	0-2 G4-3		2-3		1-0 F9	2-1 E4 BB 26 1B		0-0 F7		5 0 0 0 0 1 3										
26 Chase Utley, L OBP: 0.402, SLG: 0.605	(1, 4) BCCBX	2-2 6 WP 1B		1-1 6 HR 2B		0-0 BB 2B	1-1 BB 1B		3-1 6 BB 1B		5 1 5 3 0 0 0										
6 Ryan Howard, L OBP: 0.417, SLG: 0.410	(1, 3) BCCBX	1-3		1-0 2B HR		4-0 BB IBB	2-2 K		4-2 BB 1B		3 1 1 2 2 2 3										
Pat Burrell, R OBP: 0.481, SLG: 0.475	(1, 7)		1-2 1B 51 G4-3 2B	2-0 F7		4-1 BB 2B	4-0 BB		2-3		2 1 1 0 2 0 0	livebaseballscorecards.com									
40 Matt Smith, L	(7, 1)												0 0 0 0 0 0 0								
Geoff Geary, R	(7, 1)												0 0 0 0 0 0 0								
Abraham Nunez, S OBP: 0.174, SLG: 0.136	(8, 5)						1-2 2-3	1-2 2-3					1 0 0 0 0 1 2								
Wes Helms, R OBP: 0.329, SLG: 0.348	(1, 5)		2-3			3-2 F8	3-1 L7	1-2 2-1	1-0 F9	2-3			4 0 0 0 0 1 4								
39 Brett Myers, R	(8, 1)										0 0 0 0 0 0 0	AB 36 R 9 H 12 RBI 8 BB 6 SO 6 LOB 17									
28 Jayson Werth, R OBP: 0.348, SLG: 0.300	(8, PH)										1 0 0 0 0 1 2										
54 Francisco Del Rosario, R	(9, 1)										0 0 0 0 0 0 0										
Aaron Rowand, R OBP: 0.448, SLG: 0.554	(1, 8)		0-1 51 G4-3 2-3 1B	0-1 F8			2-0 G6-3	0-0 G5-3			4 0 1 0 0 0 0										
51 Carlos Ruiz, R OBP: 0.321, SLG: 0.444	(1, 2)		1-0 G4-3	1-2 G4-3			0-0 11 BB 8 E 19 BB 1B	2-2 G6-3			4 1 1 1 0 0 1	Phillies									
21 Jon Lieber, L OBP: 0.200, SLG: 0.200	(1, 1)		1-0 G6-3			3-2 11 FC4-6 1B	4-2 8 E 11 BB 26 1B BB		0-1 11 HR 3B		2 0 1 0 0 0 1										
19 Greg Dobbs, L OBP: 0.231, SLG: 0.261	(6, PH)										0 1 0 0 1 0 0										
9 Michael Bourn, L OBP: 0.286, SLG: 0.385	(7, 7)										1 1 1 0 0 0 0										
Inning Stats	R: 0 E: 0 K: 1 S: 11	H: 1 LOB: 1 BB: 0 P: 15	R: 1 E: 0 K: 1 S: 14	H: 2 LOB: 0 BB: 0 P: 19	R: 2 E: 0 K: 1 S: 9	H: 2 LOB: 0 BB: 0 P: 15	R: 0 E: 0 K: 0 S: 9	H: 0 LOB: 0 BB: 0 P: 13	R: 1 E: 0 K: 0 S: 10	H: 2 LOB: 3 BB: 2 P: 26	R: 3 E: 1 K: 1 S: 18	H: 2 LOB: 3 BB: 3 P: 38	R: 0 E: 0 K: 0 S: 5	H: 0 LOB: 0 BB: 0 P: 8	R: 2 E: 0 K: 2 S: 16	H: 3 LOB: 2 BB: 1 P: 27	1B: 6 2B: 3 3B: 1 HR: 2	SF: 0 SAC: 0 DP: 0 HBP: 0	WP: 1 PB: 0 SB: 1 CS: 0	PA: 42	
PITCHER	IP WLS BF H R ER SO BB IBB HBP BLK WP HR S P ERA WHIP																				
22 John Patterson, R ERA: 7.71	(1, 1)	5.1 L 27 8 6 6 3 2 1 0 0 0 1 1 60 101 7.71 1.875																			
59 Micah Bowie, L ERA: 3.48	(6, 1)	0.1 4 1 1 0 1 1 0 0 0 0 0 9 18 0.00 6.000																			
35 Ryan Wagner, R ERA: 5.84	(6, 1)	0.1 2 0 0 0 0 0 1 0 0 0 0 2 7 0.00 3.000																			
Levale Speigner, R ERA: 3.48	(7, 1)	1.0 3 0 0 0 0 0 0 0 0 0 0 5 8 0.00 0.000																			
43 Jesus Colome, R ERA: 2.81	(8, 1)	1.0 7 3 2 2 2 1 0 0 0 0 1 16 27 18.00 4.000																			

Batter	1	2	3	4	5	6	7	8	9	10	11	12	AB	R	H	RBI	BB	SO	LOB	TOP																																																																																																																																																																																																																																																																																																																																																																																																																																																																																																																																																																																																																																																																																																																																																																																																																																																																																																												
7 José Reyes, S OBP: 0.432, SLG: 0.583	4-2 16 G4-3 16 S BB		1-0 F9		1-2 G5-3			4-0 21 CS 16 SH5-4 BB	0-1 L3			1-1 15 2B 16 FC6-2 1B	4	1	1	0	2	0	2																																																																																																																																																																																																																																																																																																																																																																																																																																																																																																																																																																																																																																																																																																																																																																																																																																																																																																													
16 Paul Lo Duca, R OBP: 0.288, SLG: 0.282 13 Billy Wagner, L	2-2 G4-3		4-2			0-0 G6-3		0-0 SH5-4		1-2 F8		0-0 15 2B 5 1B FC6-2	4	1	0	0	1	0	4																																																																																																																																																																																																																																																																																																																																																																																																																																																																																																																																																																																																																																																																																																																																																																																																																																																																																																													
15 Carlos Beltrán, S OBP: 0.396, SLG: 0.602	1-0 P5		0-0 P5			3-2 21 G4-5-3 1B		4-0 21 CS IBB		1-1 G4-3		0-0 5 1B 2B	5	1	2	2	1	0	2																																																																																																																																																																																																																																																																																																																																																																																																																																																																																																																																																																																																																																																																																																																																																																																																																																																																																																													
21 Carlos Delgado, L OBP: 0.265, SLG: 0.264	4-0 BB		2-1 F7			2-0 G4-5-3 1-2F		2-2 K		1-2 G3		4-0 18 L6-4 5 1B IBB	4	0	0	0	2	1	4																																																																																																																																																																																																																																																																																																																																																																																																																																																																																																																																																																																																																																																																																																																																																																																																																																																																																																													
5 David Wright, R OBP: 0.384, SLG: 0.337	2-1 G4-3			3-1 F8			4-1 18 G5-4-3 BB		4-2 18 G6-4-3 BB		1-1 G5-3	1-0 1-2 2-H 3-H 1B	4	0	1	2	2	0	2																																																																																																																																																																																																																																																																																																																																																																																																																																																																																																																																																																																																																																																																																																																																																																																																																																																																																																													
18 Moises Alou, R OBP: 0.420, SLG: 0.506				1-0 F9			1-0 G5-4-3 1-2F		1-0 G6-4-3 1-2F		2-1 G6-3	1-0 L6-4	6	0	0	0	0	1	4																																																																																																																																																																																																																																																																																																																																																																																																																																																																																																																																																																																																																																																																																																																																																																																																																																																																																																													
20 Shawn Green, L OBP: 0.426, SLG: 0.565 10 Endy Chavez, L OBP: 0.389, SLG: 0.611	1-0 G4-3		2-1 F7			2-0 3 E 3 FC5 17 WP 1B		0-0 1B 1B		0-0 3 1B 1B			4	1	2	0	0	0	0																																																																																																																																																																																																																																																																																																																																																																																																																																																																																																																																																																																																																																																																																																																																																																																																																																																																																																													
22 Jose Valentin, S OBP: 0.359, SLG: 0.471 3 Damion Easley, R OBP: 0.389, SLG: 0.813	4-0 WP BB					0-1 G5-3		0-0 17 WP FC5 1B		2-2 1B 1B			0	0	0	0	1	0	0																																																																																																																																																																																																																																																																																																																																																																																																																																																																																																																																																																																																																																																																																																																																																																																																																																																																																																													
Tom Glavine, L 17 David Newhan, L Aaron Heilman, R Scott Schoeneweis, L Johan Santana, R 35 Jose Lima, R 25 Pedro Feliciano, L Aaron Sele, R 11 Rance Castro, R	3-2 SAFE G5-3		1-0 G6-3			1-0 G1-3		2-2 2-3 3-H 1B		1-0 1-3 2-H 1B		0-1 1B 16 FC6-2 2B	2	0	0	0	0	0	1																																																																																																																																																																																																																																																																																																																																																																																																																																																																																																																																																																																																																																																																																																																																																																																																																																																																																																													
Inning Stats	R: 0 E: 0 K: 0 S: 9	H: 0 LOB: 2 BB: 2 P: 22	R: 0 E: 0 K: 1 S: 8	H: 0 LOB: 1 BB: 1 P: 16	R: 0 E: 0 K: 0 S: 6	H: 0 LOB: 0 BB: 0 P: 11	R: 0 E: 0 K: 0 S: 5	H: 0 LOB: 0 BB: 0 P: 8	R: 0 E: 0 K: 0 S: 5	H: 1 LOB: 0 BB: 2 P: 10	R: 1 E: 0 K: 0 S: 12	H: 3 LOB: 2 BB: 1 P: 20	R: 0 E: 0 K: 0 S: 8	H: 0 LOB: 0 BB: 0 P: 11	R: 0 E: 0 K: 0 S: 8	H: 0 LOB: 0 BB: 0 P: 13	R: 4 E: 0 K: 0 S: 8	H: 4 LOB: 1 BB: 2 P: 19	1B: 7 2B: 3 3B: 0 HR: 0	SF: 0 SAC: 1 DP: 4 HBP: 0	WP: 2 PB: 0 SB: 1 CS: 2	PA: 51																																																																																																																																																																																																																																																																																																																																																																																																																																																																																																																																																																																																																																																																																																																																																																																																																																																																																																										
PITCHER 26 Jerome Williams, R ERA: 6.11 43 Jesus Colome, R ERA: 2.6 59 Micah Bowie, L ERA: 3.27 32 Chad Cordero, R ERA: 5.11 Jon Rauch, R ERA: 5.79	IP 6.0 WLS 23 BF 23 H 1 R 1 ER 0 SO 1 BB 5 IBB 0 HBP 0 BLK 0 WP 1 HR 0 S 40 P 85 ERA 0.00 WHIP 1.000								PITCHER 52 Saul Rivera, R ERA: 3.86 35 Ryan Wagner, R ERA: 6.08	IP 1.0 WLS L BF 6 H 2 R 3 ER 3 SO 0 BB 1 IBB 0 HBP 0 BLK 0 WP 0 HR 0 S 12 P 22 ERA 27.00 WHIP 3.000																																																																																																																																																																																																																																																																																																																																																																																																																																																																																																																																																																																																																																																																																																																																																																																																																																																																																																																						</

Batter	1				2				3				4				5				6				7				8				9				AB R H RBI BB SO LOB								TOP																																							
7 José Reyes, S OBP: 0.435, SLG: 0.576 (1, 6)	<div>1-2</div> <div>15 SH2-3</div> <div>5 S</div> <div>1B</div>								<div>4-1</div> <div>5 S</div> <div>BB</div>								<div>1-0</div> <div>L9</div>												<div>3-2</div> <div>F8</div>								3 0 1 0 1 0 0								<div>New York Mets @ Washington Nationals</div> <div>Robert F. Kennedy Memorial Stadium, Washington, DC</div> <div>Sun Apr 29 2007, 1:35 PM EDT</div> <div>Att. 27,361 - Partly Cloudy - 72 F</div>																																							
5 David Wright, R OBP: 0.388, SLG: 0.329 (1, 5)	<div>4-1</div> <div>15 SH2-3</div> <div>BB</div>								<div>3-2</div> <div>K</div>												<div>2-3</div> <div>K</div>								<div>4-2</div> <div>BB</div>								2 0 0 0 2 2 1																																															
15 Carlos Beltrán, S OBP: 0.394, SLG: 0.625 (1, 8)	<div>0-0</div> <div>SH2-3</div>								<div>1-0</div> <div>F8</div>												<div>0-1</div> <div>HR</div>								<div>2-2</div> <div>P2</div>								3 1 1 1 0 0 2																																															
18 Moises Alou, R OBP: 0.402, SLG: 0.482 (1, 7)	<div>3-1</div> <div>P6</div>												<div>0-1</div> <div>F8</div>								<div>1-0</div> <div>P6</div>								<div>1-1</div> <div>G6-3</div>								4 0 0 0 0 0 2																																															
20 Shawn Green, L OBP: 0.418, SLG: 0.551 13 Billy Wagner, L (9, 1)	<div>1-3</div> <div>K</div>												<div>0-0</div> <div>L3</div>								<div>2-2</div> <div>G4-3</div>								<div>3-2</div> <div>G4-3</div>				<div>1B</div>				4 0 1 0 0 1 2 0 0 0 0 0 0 0																																															
Julio Franco, R OBP: 0.385, SLG: 0.222 (1, 3)					<div>3-1</div> <div>G6-3</div>								<div>4-1</div> <div>BB</div>												<div>0-0</div> <div>G4-3</div>								<div>0-1</div> <div>G4-3</div>								3 0 0 0 1 0 1																																											
11 Ramon Castro, R OBP: 0.345, SLG: 0.600 (1, 2)					<div>0-2</div> <div>K</div>								<div>1-3</div> <div>K</div>												<div>1-3</div> <div>K</div>								<div>1-0</div> <div>G5-3</div>								4 0 0 0 0 3 2																																											
3 Damion Easley, R OBP: 0.333, SLG: 0.684 (1, 4)					<div>1-0</div> <div>F8</div>																<div>2-1</div> <div>G6-3</div>								<div>1-0</div> <div>G5-3</div>								3 0 0 0 0 0 0																																															
33 John Maine, R OBP: 0.231, SLG: 0.167 17 David Newhan, L OBP: 0.333, SLG: 0.167 Aaron Heilman, R Scott Schoeneweis, L 10 Endy Chavez, L OBP: 0.389, SLG: 0.611 (1, 1) (8, PH) (8, 1) (8, 1) (9, 9)									<div>1-1</div> <div>G6-3</div>								<div>1-1</div> <div>F7</div>												<div>0-1</div> <div>L9</div>								2 0 0 0 0 0 0 1 0																																															
Inning Stats	R: 0 E: 0 K: 1 S: 10				H: 1 LOB: 2 BB: 1 P: 19				R: 0 E: 0 K: 1 S: 6				H: 0 LOB: 0 BB: 0 P: 10				R: 0 E: 0 K: 1 S: 7				H: 0 LOB: 1 BB: 1 P: 16				R: 0 E: 0 K: 1 S: 8				H: 0 LOB: 1 BB: 1 P: 13				R: 0 E: 0 K: 0 S: 5				H: 0 LOB: 0 BB: 0 P: 9				R: 1 E: 0 K: 1 S: 9				H: 1 LOB: 0 BB: 0 P: 14				R: 0 E: 0 K: 1 S: 5				H: 0 LOB: 0 BB: 0 P: 7				R: 0 E: 0 K: 0 S: 10				H: 0 LOB: 1 BB: 1 P: 19				R: 0 E: 0 K: 0 S: 10				H: 1 LOB: 1 BB: 0 P: 15				1B: 2 2B: 0 3B: 0 HR: 1				SF: 0 SAC: 1 DP: 0 HBP: 0				WP: 0 PB: 0 SB: 2 CS: 0		PA: 34	
PITCHER 57 Jason Bergmann, R ERA: 2.79 59 Micah Bowie, L ERA: 3.0 43 Jesus Colome, R ERA: 2.45 (1, 1) (8, 1) (9, 1)	IP 7.0 1.0 1.0				WLS L				BF 26 4 4				H 2 0 1				R 1 0 0				ER 1 0 0				SO 6 0 0				BB 3 1 0				IBB 0 0 0				HBP 0 0 0				BLK 0 0 0				WP 0 0 0				HR 1 0 0				S 50 10 10				P 88 19 15				ERA 1.29 0.00 0.00				WHIP 0.714 1.000 1.000				PITCHER IP WLS BF H R ER SO BB IBB HBP BLK WP HR S P ERA WHIP															

Batter	1				2				3				4				5				6				7				8				9				AB R H RBI BB SO LOB				BOTTOM																									
<div>Felipe Lopez, S</div> <div>OBP: 0.330, SLG: 0.305</div> <div>(1, 6)</div>	<div>2-2</div> <div>F7</div> <div>1</div>								<div>1 SAFE</div> <div>2-2</div> <div>FC6-4</div> <div>10 1B</div> <div>1-2f</div> <div>2</div>												<div>1-2</div> <div>F7</div> <div>1</div>								<div>0-1</div> <div>21 F9</div> <div>10 1B</div> <div>1B</div> <div>2-1</div> <div>L9</div> <div>3</div>				<div>5 0 1 0 0 0 2</div>				<div>New York Mets @ Washington Nationals</div> <div>Robert F. Kennedy Memorial Stadium, Washington, DC</div> <div>Sun Apr 29 2007, 1:35 PM EDT</div> <div>Att. 27,361 - Partly Cloudy - 72 F</div>																													
<div>10 Ronnie Belliard, R</div> <div>OBP: 0.343, SLG: 0.392</div> <div>(1, 4)</div>	<div>0-0</div> <div>F8</div> <div>2</div>								<div>1 SAFE</div> <div>0-2</div> <div>1-3</div> <div>1B</div> <div>1</div>								<div>2-0</div> <div>1B</div> <div>1</div>				<div>1-1</div> <div>25 BB</div> <div>1B</div> <div>1-2</div>				<div>4 0 3 0 0 0 0</div>																																									
<div>11 Ryan Zimmerman, R</div> <div>OBP: 0.289, SLG: 0.330</div> <div>(1, 5)</div>	<div>0-3</div> <div>K</div> <div>3</div>								<div>0-0</div> <div>P2</div> <div>3</div>								<div>3-2</div> <div>F7</div> <div>2</div>				<div>1-3</div> <div>K</div> <div>1</div>				<div>4 0 0 0 0 2 5</div>																																									
<div>21 Dmitri Young, S</div> <div>OBP: 0.356, SLG: 0.443</div> <div>(1, 3)</div>					<div>2-3</div> <div>K</div> <div>1</div>								<div>1-3</div> <div>K</div> <div>1</div>								<div>0-0</div> <div>F9</div> <div>2</div>				<div>4 0 0 0 0 3 3</div>																																									
<div>25 Austin Kearns, R</div> <div>OBP: 0.355, SLG: 0.453</div> <div>(1, 9)</div>					<div>0-2</div> <div>G6-3</div> <div>2</div>								<div>0-0</div> <div>G6-3</div> <div>2</div>				<div>1-1</div> <div>FC3-5</div> <div>2B</div> <div>3</div>				<div>4-2</div> <div>BB</div> <div>1-2</div>				<div>3 0 1 0 1 0 0</div>																																									
<div>Ryan Church, L</div> <div>OBP: 0.390, SLG: 0.494</div> <div>(1, 8)</div>					<div>4-2</div> <div>BB</div> <div>3</div>								<div>1-2</div> <div>G6-3</div> <div>3</div>								<div>4-0</div> <div>BB</div> <div>3</div>				<div>1-0</div> <div>G3</div> <div>3</div>				<div>2 0 0 0 2 0 3</div>																																					
<div>3 Jesus Flores, R</div> <div>OBP: 0.348, SLG: 0.316</div> <div>(1, 2)</div>					<div>2-2</div> <div>P5</div> <div>1-2</div> <div>3</div>												<div>0-0</div> <div>FC3-5</div> <div>1</div>								<div>0-1</div> <div>1B</div> <div>1</div>				<div>4 0 1 0 0 0 3</div>				<div>AB 33</div>																																	
<div>Chris Snelling, L</div> <div>OBP: 0.367, SLG: 0.333</div> <div>(1, 7)</div>									<div>4-0</div> <div>FC6-4</div> <div>BB</div> <div>2</div>								<div>2-3</div> <div>K</div> <div>2</div>								<div>1-3</div> <div>K</div> <div>1</div>				<div>2 0 0 0 1 2 2</div>				<div>R 0</div>																																	
<div>Josh Wilson, R</div> <div>OBP: 0.300, SLG: 0.067</div> <div>(9, PH)</div>									<div>1-3</div> <div>K</div> <div>1</div>								<div>1-2</div> <div>G1-3</div> <div>3</div>								<div>0-0</div> <div>P5</div> <div>2</div>				<div>1 0 0 0 0 1 1</div>				<div>H 6</div>																																	
<div>57 Jason Bergmann, R</div> <div>OBP: 0.100, SLG: 0.100</div> <div>(1, 1)</div>																																																																		
<div>13 Robert Fick, L</div> <div>OBP: 0.214, SLG: 0.125</div> <div>(7, PH)</div>																																																																		
<div>59 Micah Bowie, L</div> <div>(8, 1)</div>																																																																		
<div>43 Jesus Colome, R</div> <div>(9, 1)</div>																																																																		
<div>Michael Restovich, R</div> <div>OBP: 0.200, SLG: 0.208</div> <div>(9, PH)</div>																																																																		
Inning Stats	R: 0 E: 0 K: 1 S: 7		H: 0 LOB: 0 BB: 0 P: 9		R: 0 E: 0 K: 1 S: 11		H: 0 LOB: 1 BB: 1 P: 19		R: 0 E: 0 K: 1 S: 10		H: 1 LOB: 2 BB: 1 P: 17		R: 0 E: 0 K: 1 S: 8		H: 0 LOB: 0 BB: 0 P: 10		R: 0 E: 0 K: 1 S: 8		H: 0 LOB: 0 BB: 0 P: 12		R: 0 E: 0 K: 1 S: 11		H: 1 LOB: 2 BB: 1 P: 21		R: 0 E: 0 K: 1 S: 13		H: 2 LOB: 3 BB: 1 P: 20		R: 0 E: 0 K: 1 S: 8		H: 1 LOB: 1 BB: 0 P: 11		1B: 5 2B: 1 3B: 0 HR: 0		SF: 0 SAC: 0 DP: 0 HBP: 0		WP: 0 PB: 0 SB: 1 CS: 0		PA: 37																											
PITCHER	IP	WLS	BF	H	R	ER	SO	BB	IBB	HBP	BLK	WP	HR	S	P	ERA	WHIP	PITCHER																		IP	WLS	BF	H	R	ER	SO	BB	IBB	HBP	BLK	WP	HR	S	P	ERA	WHIP														
33 John Maine, R	(1, 1)	7.0	W	27	3	0	0	8	3	0	0	0	0	0	66	106	0.00	0.857																																																
Aaron Heilman, R	(8, 1)	0.2	H	5	2	0	0	1	1	0	0	0	0	0	12	18	0.00	4.500																																																
Scott Schoeneweis, L	(8, 1)	0.1	H	1	0	0	0	0	0	0	0	0	0	0	1	2	0.00	0.000																																																
13 Billy Wagner, L	(9, 1)	1.0	S	4	1	0	0	1	0	0	0	0	0	0	8	11	0.00	1.000																																																

Batter	1		2		3		4		5		6		7		8		9		AB R H RBI BB SO LOB		BOTTOM																																																																																																																																																																																																																																																																																																																																																																																																																																																																																																																																																																																																																																																																																																																																																																																																																																																																																																																																																										
<div>José Cruz Jr., S</div> <div>OBP: 0.419, SLG: 0.652</div> <div>(1, 7)</div>	<div>B FA 92 F FA 93 B CH 82 F FA 94 X FA 93</div> <div>2-2</div> <div>F9</div> <div>1</div>		<div>F FA 94 B FA 93 B FA 93 X FA 93</div> <div>2-1</div> <div>24 CS</div> <div>1B</div> <div>3</div>		<div>L FA 92 F FA 84 B FA 93 B CH 84 S FA 84</div> <div>2-3</div> <div>K</div> <div>3</div>		<div>B SL 77 F FA 92 X SL 83</div> <div>1-1</div> <div>P6</div> <div>1</div>												4 0 1 0 0 1 1	<div>Washington Nationals @ San Diego Padres</div> <div>PETCO Park, San Diego, CA</div> <div>Tue May 01 2007, 10:05 PM EDT</div> <div>Att: 19,438 - Cloudy - 66 F</div> <div>livebaseballscorecards.com</div>																																																																																																																																																																																																																																																																																																																																																																																																																																																																																																																																																																																																																																																																																																																																																																																																																																																																																																																																																											
<div>24 Brian Giles, L</div> <div>OBP: 0.355, SLG: 0.369</div> <div>(1, 9)</div>	<div>C FA 92 B FA 85 X FA 92</div> <div>1-1</div> <div>G6-3</div> <div>2</div>		<div>B FF 92</div> <div>1-0</div> <div>CS</div> <div>3</div>	<div>B B X</div> <div>2-0</div> <div>23 2B</div> <div>1B</div> <div>3</div>	<div>B FA 90 B FA 92 X FA 92</div> <div>2-0</div> <div>G4-3</div> <div>1</div>	<div>B FA 92 C SL 82 B FA 92 F SL 84 B SL 85 X SL 83</div> <div>3-2</div> <div>G4-3</div> <div>2</div>	<div>C FA 92 C FA 92 B SL 84 B SL 84 X FA 94</div> <div>2-2</div> <div>G4-3</div> <div>3</div>											4 1 1 0 0 0 0																																																																																																																																																																																																																																																																																																																																																																																																																																																																																																																																																																																																																																																																																																																																																																																																																																																																																																																																																													
<div>23 Adrián González, L</div> <div>OBP: 0.368, SLG: 0.549</div> <div>(1, 3)</div>	<div>B FA 93 B FA 92 B FA 93 C FA 92 B FA 92</div> <div>4-1</div> <div>BB</div> <div>3</div>		<div>B FA 93 S FA 92 X CU 78</div> <div>1-1</div> <div>28 G4-3</div> <div>1-H</div> <div>2B</div> <div>1</div>	<div>F FA 84 F FA 92 F FA 90 B FA 92 B CH 82 B FA 84 F FA 92 C FA 92</div> <div>3-3</div> <div>K</div> <div>2</div>	<div>S FA 84 X CH 84</div> <div>0-1</div> <div>G6-3</div> <div>3</div>													3 0 1 1 1 1 0																																																																																																																																																																																																																																																																																																																																																																																																																																																																																																																																																																																																																																																																																																																																																																																																																																																																																																																																																													
<div>28 Josh Bard, S</div> <div>OBP: 0.283, SLG: 0.400</div> <div>(1, 2)</div>	<div>C FA 93 D SL 79 X FA 93</div> <div>1-1</div> <div>F7</div> <div>3</div>		<div>X FA 92</div> <div>0-0</div> <div>G4-3</div> <div>1</div>	<div>C FF 94 B CU 78 B FF 92 S CU 79 S CU 78</div> <div>2-3</div> <div>K</div> <div>2</div>	<div>B FA 91 F CU 77 F CU 76 B CU 79 X FA 94</div> <div>1-2</div> <div>G4-3</div> <div>1</div>	<div>P PO 84 1 SAFE 1 SAFE B FF 91 S CU 76 D CU 76 X FA 92</div> <div>3-1</div> <div>13 SH1-3</div> <div>1-H</div> <div>3B</div> <div>2</div>	<div>X</div> <div>0-0</div> <div>SH1-3</div> <div>3</div>												3 0 0 0 0 0 2																																																																																																																																																																																																																																																																																																																																																																																																																																																																																																																																																																																																																																																																																																																																																																																																																																																																																																																																																												
<div>3 Khalil Greene, R</div> <div>OBP: 0.292, SLG: 0.514</div> <div>(1, 6)</div>		<div>C FA 92 C FA 91 F FA 93 S CU 78</div> <div>0-3</div> <div>K</div> <div>1</div>	<div>B FF 93 B FA 93 X FA 93</div> <div>2-0</div> <div>F8</div> <div>2</div>	<div>B SL 79 C FA 93 B FA 93 B FA 93 X FF 94</div> <div>3-1</div> <div>G5-3</div> <div>3</div>	<div>B FA 91 F CU 77 F CU 76 B CU 79 X FA 94</div> <div>1-2</div> <div>G4-3</div> <div>1</div>	<div>B FA 92 B FA 92 X FA 94</div> <div>2-0</div> <div>L9</div> <div>2</div>	<div>B FA 91 B FA 93 C FA 93 B FA 93 B FA 93</div> <div>4-1</div> <div>BB</div> <div>3</div>	<div>S FA 91 B FA 92 F FA 92 S SL 80</div> <div>1-3</div> <div>K</div> <div>3</div>											3 0 0 0 0 3 1																																																																																																																																																																																																																																																																																																																																																																																																																																																																																																																																																																																																																																																																																																																																																																																																																																																																																																																																																												
<div>Mike Cameron, R</div> <div>OBP: 0.269, SLG: 0.236</div> <div>(1, 8)</div>			<div>B FF 93 B FA 93 X FA 93</div> <div>2-0</div> <div>F8</div> <div>2</div>	<div>B SL 79 C FA 93 B FA 93 B FA 93 X FF 94</div> <div>3-1</div> <div>G5-3</div> <div>3</div>	<div>B FA 91 F CU 77 F CU 76 B CU 79 X FA 94</div> <div>1-2</div> <div>G4-3</div> <div>1</div>	<div>B FA 92 B FA 92 X FA 94</div> <div>2-0</div> <div>L9</div> <div>2</div>	<div>B FA 91 B FA 93 C FA 93 B FA 93 B FA 93</div> <div>4-1</div> <div>BB</div> <div>3</div>	<div>S FA 91 B FA 92 F FA 92 S SL 80</div> <div>1-3</div> <div>K</div> <div>3</div>											2 1 0 0 1 0 1																																																																																																																																																																																																																																																																																																																																																																																																																																																																																																																																																																																																																																																																																																																																																																																																																																																																																																																																																												
<div>5 Kevin Kouzmanoff, R</div> <div>OBP: 0.177, SLG: 0.216</div> <div>(1, 5)</div>			<div>B FA 92 B FA 92 F FA 93 X FA 93</div> <div>2-1</div> <div>L6</div> <div>3</div>	<div>C FA 93 X CU 78</div> <div>0-1</div> <div>G3</div> <div>1</div>	<div>B FA 92 B FA 92 X FA 94</div> <div>2-0</div> <div>L9</div> <div>2</div>	<div>B FA 91 B FA 93 C FA 93 B FA 93 B FA 93</div> <div>4-1</div> <div>BB</div> <div>3</div>	<div>S FA 91 B FA 92 F FA 92 S SL 80</div> <div>1-3</div> <div>K</div> <div>3</div>												3 1 1 1 0 0 0																																																																																																																																																																																																																																																																																																																																																																																																																																																																																																																																																																																																																																																																																																																																																																																																																																																																																																																																																												
<div>13 Oscar Robles, L</div> <div>OBP: 0.143, SLG: 0.143</div> <div>(1, 4)</div>			<div>C FA 93 X CU 78</div> <div>0-1</div> <div>G3</div> <div>1</div>	<div>C FA 92 B FF 93 B FA 93 X FA 94</div> <div>2-1</div> <div>G6-3</div> <div>2</div>	<div>B FA 92 B FA 92 X FA 94</div> <div>2-0</div> <div>L9</div> <div>2</div>	<div>B FA 91 B FA 93 C FA 93 B FA 93 B FA 93</div> <div>4-1</div> <div>BB</div> <div>3</div>	<div>S FA 91 B FA 92 F FA 92 S SL 80</div> <div>1-3</div> <div>K</div> <div>3</div>												2 0 0 1 0 0 0																																																																																																																																																																																																																																																																																																																																																																																																																																																																																																																																																																																																																																																																																																																																																																																																																																																																																																																																																												
<div>32 Chris Young, R</div> <div>OBP: 0.214, SLG: 0.083</div> <div>(1, 1)</div>			<div>C FA 93 X CU 78</div> <div>0-1</div> <div>G3</div> <div>1</div>	<div>C FA 92 B FF 93 B FA 93 X FA 94</div> <div>2-1</div> <div>G6-3</div> <div>2</div>	<div>B FA 91 B FA 93 C FA 93 B FA 93 B FA 93</div> <div>4-1</div> <div>BB</div> <div>3</div>	<div>S FA 91 B FA 92 F FA 92 S SL 80</div> <div>1-3</div> <div>K</div> <div>3</div>													2 0 0 0 1 1 0																																																																																																																																																																																																																																																																																																																																																																																																																																																																																																																																																																																																																																																																																																																																																																																																																																																																																																																																																												
<div>Trevor Hoffman, R</div> <div>(9, 1)</div>																					0 0 0 0 0 0 0																																																																																																																																																																																																																																																																																																																																																																																																																																																																																																																																																																																																																																																																																																																																																																																																																																																																																																																																																										
Inning Stats	R: 0 E: 0 K: 0 S: 8	H: 0 LOB: 1 BB: 1 P: 16	R: 0 E: 0 K: 1 S: 7	H: 0 LOB: 0 BB: 0 P: 11	R: 0 E: 0 K: 0 S: 6	H: 1 LOB: 0 BB: 0 P: 11	R: 1 E: 0 K: 1 S: 9	H: 2 LOB: 1 BB: 0 P: 17	R: 0 E: 0 K: 1 S: 9	H: 0 LOB: 1 BB: 1 P: 18	R: 0 E: 0 K: 1 S: 8	H: 0 LOB: 0 BB: 0 P: 13	R: 2 E: 0 K: 2 S: 11	H: 1 LOB: 0 BB: 1 P: 18	R: 0 E: 0 K: 0 S: 8	H: 0 LOB: 0 BB: 0 P: 14																																																																																																																																																																																																																																																																																																																																																																																																																																																																																																																																																																																																																																																																																																																																																																																																																																																																																																																																																															

Batter	1				2				3				4				5				6				7				8				9				AB R H RBI BB SO LOB				TOP			
<div>Felipe Lopez, S</div> <div>OBP: 0.318, SLG: 0.322</div> <div>(1, 6)</div>	<div>0-2</div> <div></div> <div>10 G4-3</div> <div>3B</div> <div><div><div></div><div></div><div></div></div></div>	<div>2-2</div> <div></div> <div>G4-3</div> <div>1-2f</div> <div><div><div></div><div></div><div></div></div></div>						<div>0-1</div> <div></div> <div>10 G4-3</div> <div>2B</div> <div><div><div></div><div></div><div></div></div></div>			<div>4-2</div> <div></div> <div>11 2B</div> <div>BB</div> <div><div><div></div><div></div><div></div></div></div>			<div>0-3</div> <div></div> <div>K</div> <div><div><div></div><div></div><div></div></div></div>	4	1	2	0	1	1	1																							
<div>10 Ronnie Belliard, R</div> <div>OBP: 0.328, SLG: 0.357</div> <div>(1, 4)</div>	<div>1-1</div> <div></div> <div>G4-3</div> <div>3-H</div> <div><div><div></div><div></div><div></div></div></div>	<div>2-3</div> <div></div> <div>K</div> <div><div><div></div><div></div><div></div></div></div>						<div>1-2</div> <div></div> <div>G4-3</div> <div>2-3</div> <div><div><div></div><div></div><div></div></div></div>			<div>1-0</div> <div></div> <div>P4</div> <div><div><div></div><div></div><div></div></div></div>	5	0	1	1	0	1	2																										
<div>11 Ryan Zimmerman, R</div> <div>OBP: 0.298, SLG: 0.325</div> <div>(1, 5)</div>	<div>4-2</div> <div></div> <div>2B 25 HR</div> <div>BB</div> <div><div><div></div><div></div><div></div></div></div>						<div>4-2</div> <div></div> <div>BB</div> <div><div><div></div><div></div><div></div></div></div>	<div>3-2</div> <div></div> <div>G4</div> <div><div><div></div><div></div><div></div></div></div>		<div>1-0</div> <div></div> <div>2B</div> <div><div><div></div><div></div><div></div></div></div>	3	1	1	0	2	1	2																											
<div>Ryan Church, L</div> <div>OBP: 0.388, SLG: 0.485</div> <div>(1, 8)</div>	<div>2-1</div> <div></div> <div>25 HR</div> <div>2B</div> <div><div><div></div><div></div><div></div></div></div>						<div>2-0</div> <div></div> <div>F7</div> <div><div><div></div><div></div><div></div></div></div>	<div>0-2</div> <div></div> <div>F9</div> <div><div><div></div><div></div><div></div></div></div>		<div>4-0</div> <div></div> <div>25 FC6-4</div> <div>BB</div> <div><div><div></div><div></div><div></div></div></div>	3	1	1	0	1	0	2																											
<div>25 Austin Kearns, R</div> <div>OBP: 0.341, SLG: 0.450</div> <div>(1, 9)</div>	<div>1-0</div> <div></div> <div>HR</div> <div><div><div></div><div></div><div></div></div></div>						<div>2-1</div> <div></div> <div>F9</div> <div><div><div></div><div></div><div></div></div></div>	<div>0-1</div> <div></div> <div>L9</div> <div><div><div></div><div></div><div></div></div></div>		<div>1-1</div> <div></div> <div>FC6-4</div> <div><div><div></div><div></div><div></div></div></div>	4	1	1	3	0	0	4																											
<div>21 Dmitri Young, S</div> <div>OBP: 0.336, SLG: 0.404</div> <div>(1, 3)</div>	<div>3-2</div> <div></div> <div>L8</div> <div><div><div></div><div></div><div></div></div></div>						<div>3-2</div> <div></div> <div>F8</div> <div><div><div></div><div></div><div></div></div></div>	<div>2-3</div> <div></div> <div>K</div> <div><div><div></div><div></div><div></div></div></div>		<div>3-2</div> <div></div> <div>F8</div> <div><div><div></div><div></div><div></div></div></div>	4	0	0	0	0	1	1																											
<div>Brian Schneider, L</div> <div>OBP: 0.307, SLG: 0.302</div> <div>(1, 2)</div>	<div>4-2</div> <div></div> <div>BB</div> <div><div><div></div><div></div><div></div></div></div>												<div>3-2</div> <div></div> <div>2B</div> <div><div><div></div><div></div><div></div></div></div>	<div>1-1</div> <div></div> <div>F8</div> <div><div><div></div><div></div><div></div></div></div>	3	0	1	0	1	0	0																							
<div>5 Kory Casto, L</div> <div>OBP: 0.196, SLG: 0.205</div> <div>(1, 7)</div>	<div>1-3</div> <div></div> <div>K</div> <div><div><div></div><div></div><div></div></div></div>												<div>0-1</div> <div></div> <div>G6-3</div> <div><div><div></div><div></div><div></div></div></div>	<div>2-1</div> <div></div> <div>G4-3</div> <div><div><div></div><div></div><div></div></div></div>	<div>2-1</div> <div></div> <div>F9</div> <div><div><div></div><div></div><div></div></div></div>	4	0	0	0	0	1	2																						
<div>59 Micah Bowie, L</div> <div>(8, 1)</div>																								0	0	0	0	0	0	0														
<div>52 Saul Rivera, S</div> <div>(8, 1)</div>							0	0		0	0	0												0	0																			
<div>57 Jason Bergmann, R</div> <div>OBP: 0.167, SLG: 0.167</div> <div>(1, 1)</div>																				2	0	1	0	0	1	0																		
<div>Michael Restovich, R</div> <div>OBP: 0.179, SLG: 0.185</div> <div>(7, PH)</div>																				1	0	0	0	0	1	0																		
<div>Levale Speigner, R</div> <div>(7, 1)</div>																				0	0	0	0	0	0	0																		
<div>Ryan Langerhans, L</div> <div>OBP: 0.190, SLG: 0.082</div> <div>(8, 7)</div>																				1	0	0	0	0	0	0																		
Inning Stats		R: 4 E: 0 K: 1 S: 19	H: 3 LOB: 1 BB: 2 P: 35	R: 0 E: 0 K: 1 S: 9	H: 1 LOB: 0 BB: 0 P: 13	R: 0 E: 0 K: 0 S: 7	H: 0 LOB: 1 BB: 1 P: 16	R: 0 E: 0 K: 1 S: 6	H: 0 LOB: 0 BB: 0 P: 7	R: 0 E: 0 K: 0 S: 13	H: 1 LOB: 1 BB: 0 P: 17	R: 0 E: 0 K: 1 S: 10	H: 1 LOB: 1 BB: 0 P: 17	R: 0 E: 0 K: 1 S: 12	H: 1 LOB: 3 BB: 2 P: 26	R: 0 E: 0 K: 0 S: 7	H: 0 LOB: 0 BB: 0 P: 13	R: 0 E: 0 K: 2 S: 13	H: 1 LOB: 1 BB: 0 P: 17	1B: 2 2B: 4 3B: 1 HR: 1	SF: 0 SAC: 0 DP: 1 HBP: 0	WP: 0 PB: 0 SB: 0 CS: 0	PA: 39	<div>WASHINGTON NATIONALS</div>																				
PITCHER		IP	WLS	BF	H	R	ER	SO	BB	IBB	HBP	BLK	WP	HR	S	P	ERA	WHIP																										
38 Carlos Zambrano, R		(1, 1)	6.0	W	26	6	4	4	4	3	0	0	0	1	64	105	6.00	1.500																										
48 Neal Cotts, L		(7, 1)	0.1	H	2	0	0	0	1	1	0	0	0	0	8	15	0.00	3.000																										
43 Michael Wuertz, R		(7, 1)	0.1	H	2	1	0	0	0	0	0	0	0	0	2	4	0.00	3.000																										
13 Will Ohman, L		(7, 1)	0.0		1	0	0	0	0	1	0	0	0	0	0	4	∞	∞																										
Bob Howry, R		(7, 1)	1.1	H	4	0	0	0	0	0	0	0	0	0	9	16	0.00	0.000																										
PITCHER		IP	WLS	BF	H	R	ER	SO	BB	IBB	HBP	BLK	WP	HR	S	P	ERA	WHIP																										
46 Ryan Dempster, R		(9, 1)	1.0	S	4	1	0	2	0	0	0	0	0	0	13	17	0.00	1.000																										

Washington Nationals @ Chicago Cubs
Wrigley Field, Chicago, IL
Fri May 04 2007, 1:20 PM CDT
Att. 39,444 - Cloudy - 56 F

AB	34
R	4
H	8
RBI	4
BB	5
SO	7
LOB	14



Washington Nationals @ Chicago Cubs
Wrigley Field, Chicago, IL
Sat May 05 2007, 12:05 PM CDT
Att. 40,267 - Cloudy - 61 F

AB	35
R	3
H	10
RBI	2
BB	2
SO	10
LOB	16



Batter	1				2				3				4				5				6				7				8				9				AB R H RBI BB SO LOB				BOTTOM			
12 Alfonso Soriano, R OBP: 0.337, SLG: 0.500 (1, 7)																																	5 0 1 0 0 2 5				<div>Washington Nationals @ Chicago Cubs</div> <div>Wrigley Field, Chicago, IL</div> <div>Sat May 05 2007, 12:05 PM CDT</div> <div>Att. 40,267 - Cloudy - 61 F</div>							
2 Ryan Theriot, R OBP: 0.393, SLG: 0.387 (1, 6)																																	1 0 0 1 3 0 0											
25 Derrek Lee, R OBP: 0.492, SLG: 0.619 (1, 3)																																	4 1 1 0 1 0 7											
16 Aramis Ramirez, R OBP: 0.358, SLG: 0.536 (1, 5)																																	5 1 2 1 0 3 2											
Jacque Jones, L OBP: 0.364, SLG: 0.402 57 Rocky Cherry, R (7, 1) 48 Neal Cotts, L (8, 1) 46 Ryan Dempster, R (9, 1)																																	3 1 2 1 1 1 1 0											
Michael Barrett, R OBP: 0.291, SLG: 0.387 (1, 2)																																	4 1 1 0 0 1 3											
19 Matt Murton, R OBP: 0.327, SLG: 0.320 (1, 9)																																	3 1 0 0 1 0 1				<div>AB 30</div> <div>R 5</div> <div>H 8</div> <div>RBI 5</div> <div>BB 8</div> <div>SO 7</div> <div>LOB 20</div>							
Mark DeRosa, R OBP: 0.347, SLG: 0.488 (1, 4)																																	3 0 1 1 1 0 0											
53 Rich Hill, L OBP: 0.133, SLG: 0.143 13 Will Ohman, L (7, 1) 17 Felix Pie, L OBP: 0.245, SLG: 0.396 (7, 8)																																	1 0 0 1 1 0 0 0 0 0 0 0 0 0 1 0 0 0 0 0 1											
Inning Stats	R: 1 E: 0 K: 0 S: 13		H: 3 LOB: 2 BB: 1 P: 23		R: 0 E: 1 K: 1 S: 12		H: 1 LOB: 3 BB: 1 P: 22		R: 4 E: 0 K: 1 S: 17		H: 3 LOB: 2 BB: 4 P: 40		R: 0 E: 0 K: 1 S: 12		H: 0 LOB: 1 BB: 1 P: 20		R: 0 E: 0 K: 0 S: 3		H: 0 LOB: 0 BB: 0 P: 5		R: 0 E: 0 K: 2 S: 13		H: 0 LOB: 1 BB: 1 P: 21		R: 0 E: 1 K: 1 S: 8		H: 0 LOB: 1 BB: 0 P: 11		R: 0 E: 0 K: 1 S: 11		H: 1 LOB: 1 BB: 0 P: 17		1B: 7 2B: 0 3B: 0 HR: 1		SF: 0 SAC: 2 DP: 1 HBP: 0						WP: 0 PB: 0 SB: 0 CS: 1		PA: 40	
PITCHER	IP	WLS	BF	H	R	ER	SO	BB	IBB	HBP	BLK	WP	HR	S	P	ERA	WHIP																											
22 John Patterson, R ERA: 7.47 Levale Speigner, R ERA: 2.84 52 Saul Rivera, R ERA: 2.92 43 Jesus Colome, R ERA: 2.66 Jon Rauch, R ERA: 5.28	(1, 1)	2.0	L	15	7	4	4	1	2	0	0	0	0	1	33	57	18.00	4.500																										
32 Chad Cordero, R ERA: 4.4	(8, 1)	1.0		4	1	0	0	1	0	0	0	0	0	11	17	0.00	1.000																											

Batter	1				2				3				4				5				6				7				8				9				10				AB R H RBI BB SO LOB	TOP						
Felipe Lopez, S OBP: 0.317, SLG: 0.310	(1, 4) F B C B X				2-2 G1-3								1-1 G6-3				2-2 L8								3-2 G3-1								1-3 K								5 0 0 0 0 1 3	Washington Nationals @ Chicago Cubs Wrigley Field, Chicago, IL Sun May 06 2007, 1:20 PM CDT Att. 40,481 - Partly Cloudy - 56 F						
Ryan Langerhans, L 21 Dmitri Young, S Jon Rauch, R 3 Jesus Flores, R 32 Chad Cordero, R 35 Ryan Wagner, R	(1, 8) (7, PH) (7, 1) (9, PH) (9, 1) (10, 1) B C F B S				3-3 K								1-0 1B BB 1B								2-1 G4-3 2B				2-1 1B								0-0 FC5-4				3 1 2 0 0 1 0 1 0 1 2 0 0 0 0 0 0 0 0 0 0 1 0 0 0 0 0 1 0 0 0 0 0 0 0 0 0 0 0 0 0 0											
11 Ryan Zimmerman, R OBP: 0.312, SLG: 0.341	(1, 5) B C F B S				2-3 K								4-2 SAFE SAFE BB 1B BB								3-1 G4-3				2-3 K								2-1 S 1B				4 0 1 0 1 2 2											
Ryan Church, L OBP: 0.392, SLG: 0.481	(1, 7) (7, 8)				1-2 F8								1-0 BB 1B								2-3 K								1-0 1B HBP								1-0 F9				4 0 1 0 0 1 2							
25 Austin Kearns, R OBP: 0.341, SLG: 0.445	(1, 9)				1-3 K								1-0 F4								4-0 IBB								0-1 F9								2-0 F8				4 0 0 0 1 1 5							
Brian Schneider, L OBP: 0.321, SLG: 0.303	(1, 2)				2-0 F7								4-2 1-2 2-3 3-H BB								0-3 K								0-0 5 G4-6-3 1B								4-0 1-2 IBB				3 0 1 1 2 1 2							
5 Kory Casto, L OBP: 0.164, SLG: 0.170	(1, 3) (7, 7)				0-0 F9				0-0 F8												1-0 F7				0-0 G4-6-3								2-3 K				5 0 0 0 0 1 7				AB 35 R 3 H 6 RBI 3 BB 7 SO 9 LOB 22							
Josh Wilson, R OBP: 0.280, SLG: 0.053	(1, 6)				0-2 G3								2-2 L8								4-1 G3-1 21 1B BB								0-3 K								3 1 0 0 1 1 0											
41 Shawn Hill, R 10 Ronnie Belliard, R 13 Robert Fick, L	(1, 1) (7, PH) (7, 3) C B B B X				2-1 G1-3								0-0 G6-3								4-2 G3-1 21 1B BB								4-2 3 FC5-4 BB				2 0 0 0 0 0 0 0 1 0 0 1 0 0 0 0 0 0 1 0 0				WASHINGTON NATIONALS											
Inning Stats	R: 0 E: 0 K: 2 S: 11		H: 0 LOB: 0 BB: 0 P: 18		R: 0 E: 0 K: 1 S: 12		H: 0 LOB: 0 BB: 0 P: 16		R: 0 E: 0 K: 0 S: 6		H: 0 LOB: 0 BB: 0 P: 8		R: 1 E: 0 K: 0 S: 13		H: 2 LOB: 3 BB: 2 P: 27		R: 0 E: 0 K: 0 S: 9		H: 0 LOB: 0 BB: 0 P: 13		R: 0 E: 0 K: 2 S: 10		H: 1 LOB: 2 BB: 1 P: 21		R: 2 E: 0 K: 1 S: 15		H: 1 LOB: 1 BB: 2 P: 31		R: 0 E: 0 K: 0 S: 4		H: 1 LOB: 1 BB: 0 P: 5		R: 0 E: 0 K: 2 S: 11		H: 0 LOB: 1 BB: 1 P: 16		R: 0 E: 0 K: 1 S: 7		H: 1 LOB: 2 BB: 1 P: 18		1B: 5 2B: 1 3B: 0 HR: 0		SF: 0 SAC: 0 DP: 1 HBP: 1		WP: 0 PB: 0 SB: 1 CS: 0		PA: 43	
PITCHER 37 Angel Guzman, R 47 Scott Eyre, L 43 Michael Wuertz, R 13 Will Ohman, L Bob Howry, R	(1, 1) (6, 1) (7, 1) (7, 1) (7, 1)		IP 5.0 1.1 0.0 0.1 1.1		WLS H BF 19 H 1 B		BF 19 7 1 6		H 2 1 0 2		R 1 1 0 1		ER 1 1 0 1		SO 3 2 0 1		BB 2 1 0 0		IBB 0 1 0 0		HBP 0 0 0 1		BLK 0 0 0 0		WP 0 0 0 0		HR 0 0 0 0		S 51 12 2 4		P 82 28 6 7 16		ERA 1.80 6.75 ∞ 0.00 6.75		WHIP 0.800 1.500 ∞ 0.000 1.500													
48 Neal Cotts, L 46 Ryan Dempster, R	(9, 1) (10, 1)		IP 1.0 1.0		WLS W		BF 4 5		H 0 1		R 0 0		ER 0 0		SO 2 1		BB 0 0		IBB 0 1		HBP 0 0		BLK 0 0		WP 0 0		HR 0 0		S 11 7		P 16 18		ERA 0.00 0.00		WHIP 1.000 1.000													

Washington Nationals @ Chicago Cubs

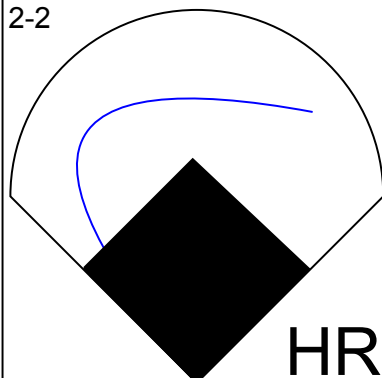
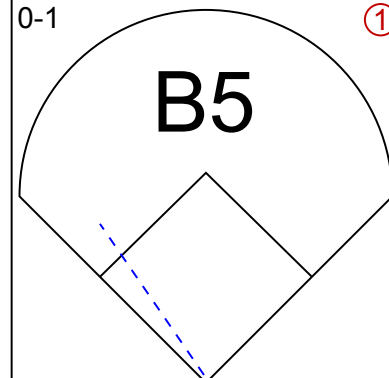
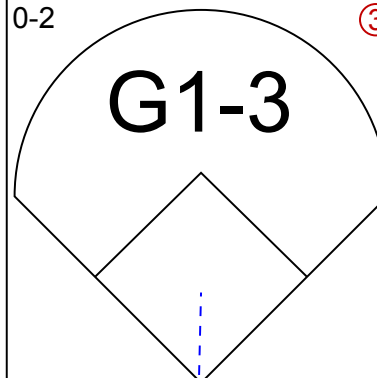
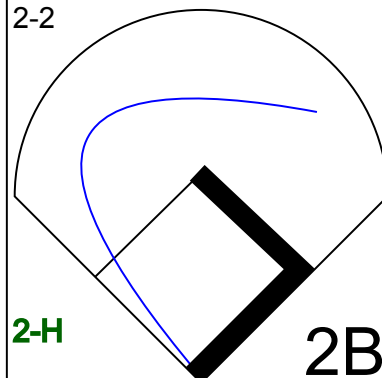
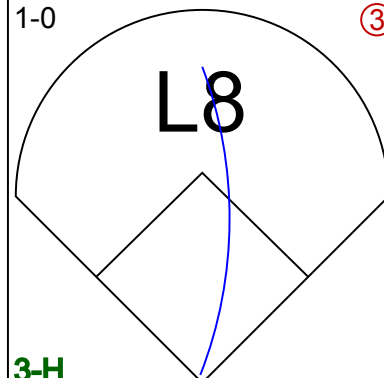
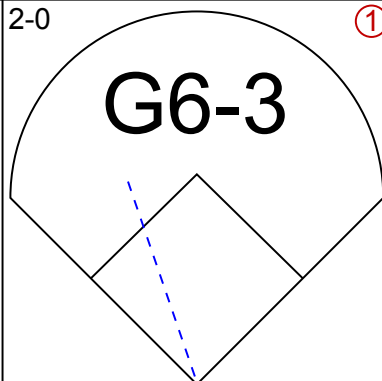
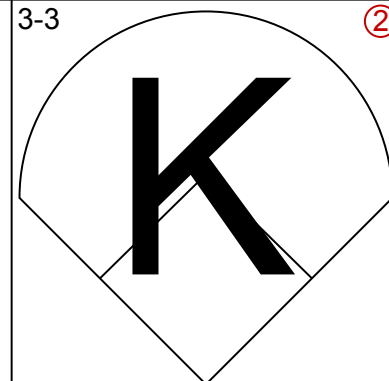
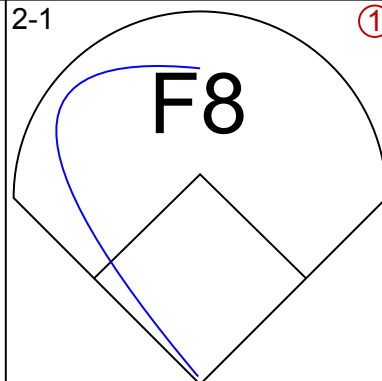
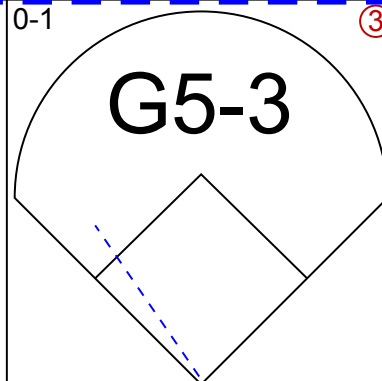
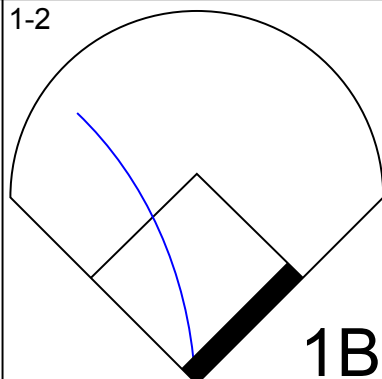
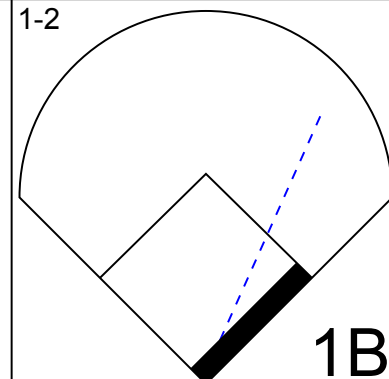
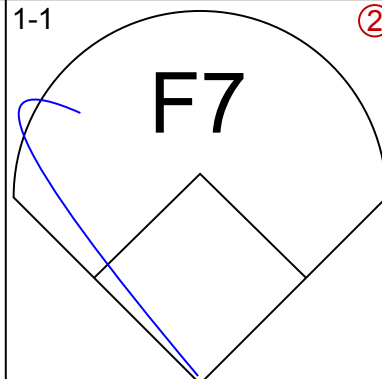
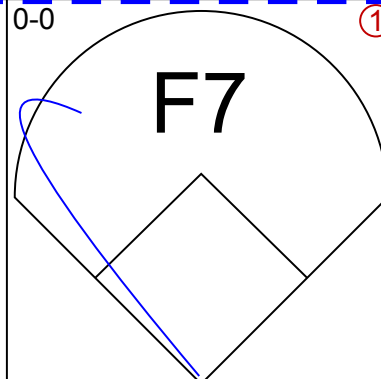
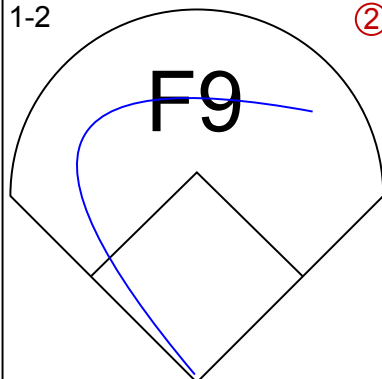
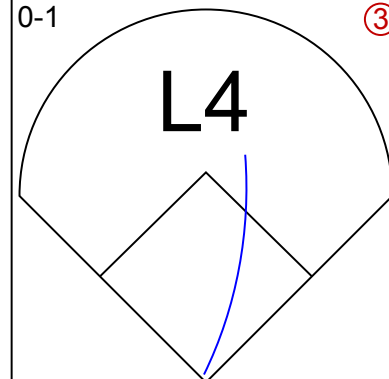
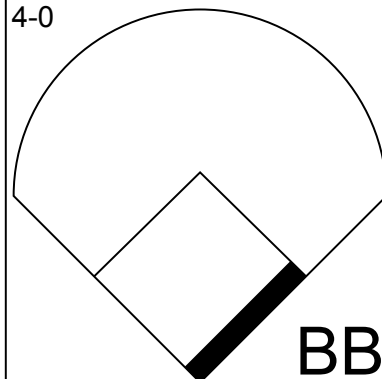
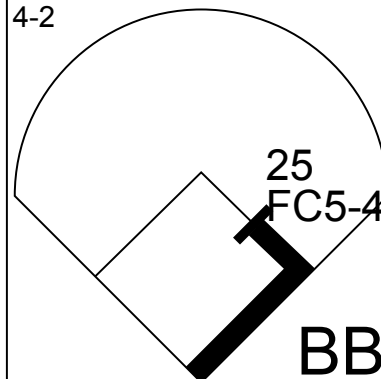
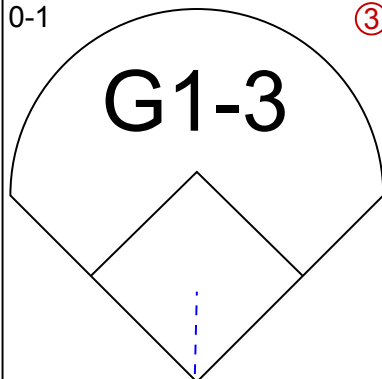
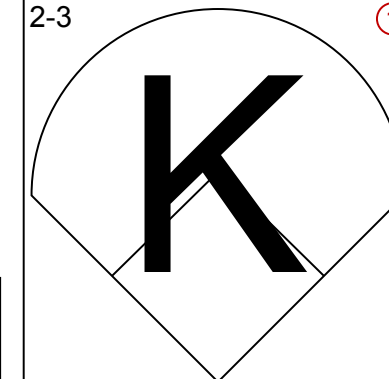
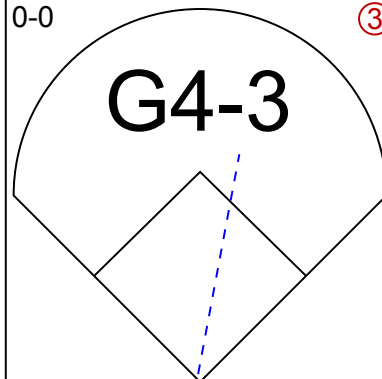
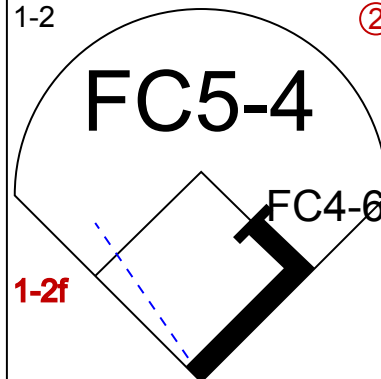
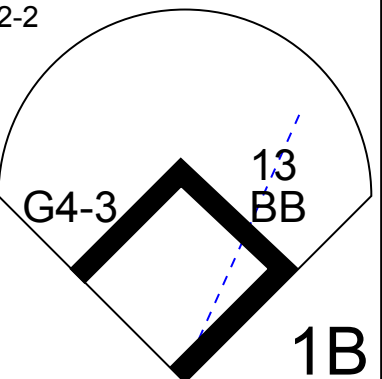
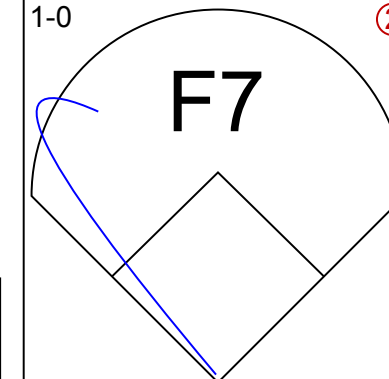
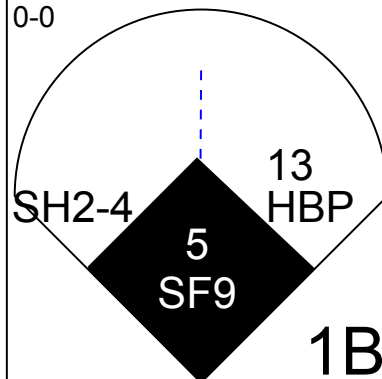
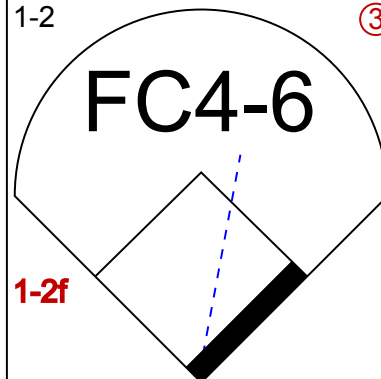




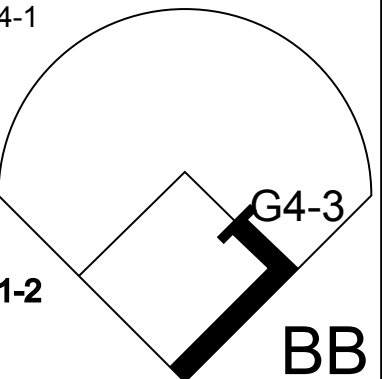
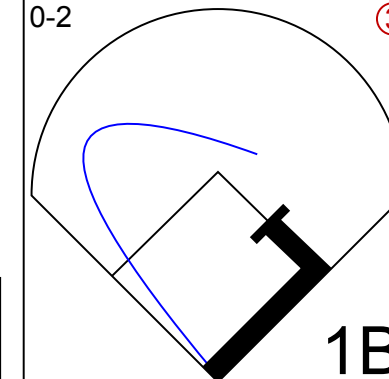
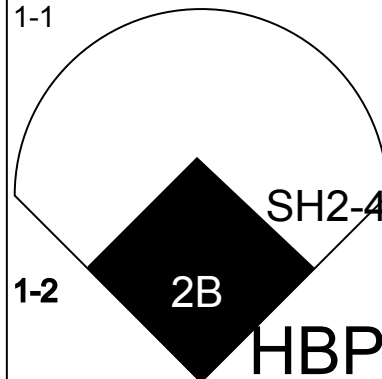
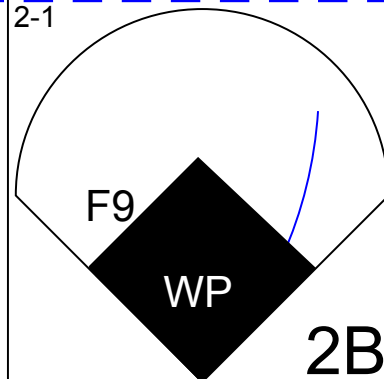




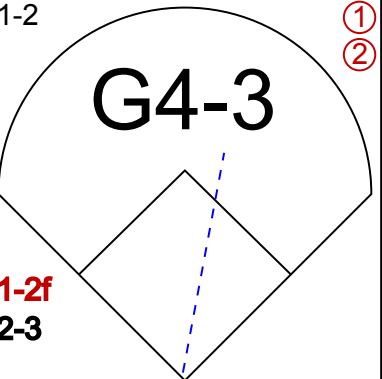
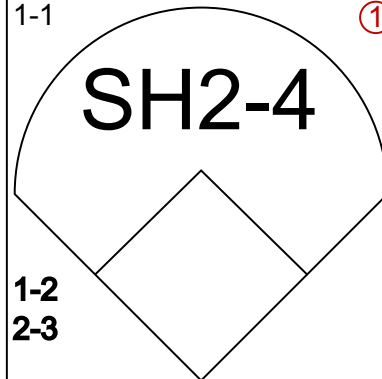
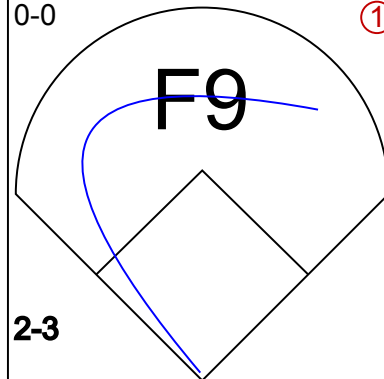



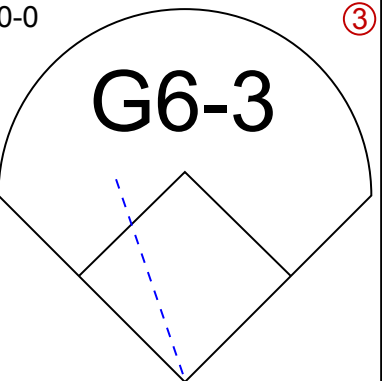
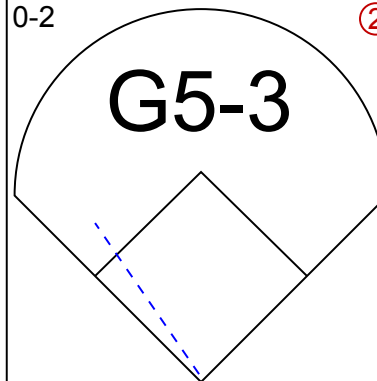
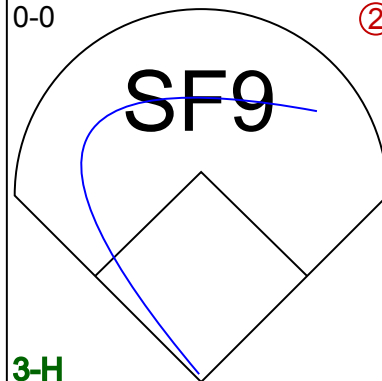
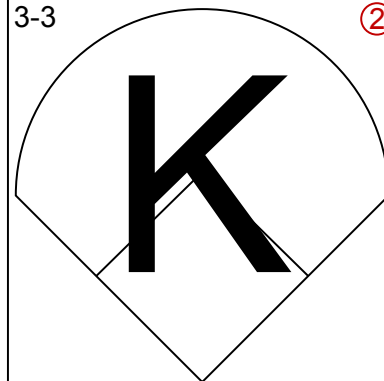






Wrigley Field, Chicago, IL

Sun May 06 2007, 1:20 PM CDT

Att. 40,481 - Partly Cloudy - 56 F

livebaseballscorecards.com





Batter	1	2	3	4	5	6	7	8	9	AB R H RBI BB SO LOB	TOP																			
<div>Felipe Lopez, S<div>OBP: 0.311, SLG: 0.333</div></div> <div>(1, 4)</div> <div><div>C</div><div>C</div><div>B</div><div>B</div><div>X</div></div> <div><div>2-2</div><div><div>HR</div></div></div>			<div><div>C</div><div>X</div></div> <div>0-1</div> <div><div>①</div><div><div>B5</div></div></div>		<div><div>C</div><div>X</div><div>T</div><div>C</div></div> <div>0-2</div> <div><div>③</div><div><div>G1-3</div></div></div>		<div><div>B</div><div>B</div><div>C</div><div>C</div><div>X</div></div> <div>2-2</div> <div><div><div>2B</div></div></div>	<div><div>B</div><div>X</div></div> <div>1-0</div> <div><div>③</div><div><div>L8</div></div></div>	5122000	<div>Washington Nationals @ Milwaukee Brewers</div> <div>Miller Park, Milwaukee, WI</div> <div>Tue May 08 2007, 7:05 PM CDT</div> <div>Att. 19,398 - Partly Cloudy - 73 F</div> <div>livebaseballscorecards.com</div>																				
<div>15 Cristian Guzman, S<div>OBP: 0.091, SLG: 0.091</div></div> <div>(1, 6)</div> <div><div>B</div><div>B</div><div>X</div></div> <div><div>2-0</div><div><div>①</div><div><div>G6-3</div></div></div></div>			<div><div>B</div><div>B</div><div>B</div><div>B</div><div>B</div><div>B</div><div>C</div><div>X</div></div> <div>3-3</div> <div><div>②</div><div><div>K</div></div></div>		<div><div>B</div><div>C</div><div>B</div><div>X</div></div> <div>2-1</div> <div><div>①</div><div><div>F8</div></div></div>	<div><div>C</div><div>X</div></div> <div>0-1</div> <div><div>③</div><div><div>G5-3</div></div></div>	4000011																							
<div>11 Ryan Zimmerman, R<div>OBP: 0.322, SLG: 0.358</div></div> <div>(1, 5)</div> <div><div>C</div><div>C</div><div>B</div><div>X</div></div> <div><div>1-2</div><div><div><div>1B</div></div></div></div>			<div><div>B</div><div>C</div><div>O</div><div>S</div><div>X</div></div> <div>1-2</div> <div><div><div>1B</div></div></div>		<div><div>C</div><div>B</div><div>X</div></div> <div>1-1</div> <div><div>②</div><div><div>F7</div></div></div>		<div><div>X</div></div> <div>0-0</div> <div><div>①</div><div><div>F7</div></div></div>	4020000																						
<div>Ryan Church, L<div>OBP: 0.391, SLG: 0.464</div></div> <div>(1, 7)</div> <div><div>C</div><div>B</div><div>S</div><div>X</div></div> <div><div>1-2</div><div><div>②</div><div><div>F9</div></div></div></div>			<div><div>C</div><div>X</div></div> <div>0-1</div> <div><div>③</div><div><div>L4</div></div></div>		<div><div>B</div><div>B</div><div>B</div><div>B</div></div> <div>4-0</div> <div><div><div>BB</div></div></div>		<div><div>B</div><div>B</div><div>F</div><div>C</div><div>B</div></div> <div>4-2</div> <div><div><div>25 FC5-4 BB</div></div></div>	2000202																						
<div>25 Austin Kearns, R<div>OBP: 0.343, SLG: 0.441</div></div> <div>(1, 9)</div> <div><div>S</div><div>X</div></div> <div><div>0-1</div><div><div>③</div><div><div>G1-3</div></div></div></div>				<div><div>C</div><div>B</div><div>S</div><div>B</div><div>B</div><div>S</div><div>S</div></div> <div>2-3</div> <div><div>①</div><div><div>K</div></div></div>	<div><div>1</div><div>SAFE</div><div>X</div></div> <div>0-0</div> <div><div>③</div><div><div>G4-3</div></div></div>		<div><div>D</div><div>F</div><div>S</div><div>X</div></div> <div>1-2</div> <div><div>②</div><div><div>FC5-4 FC4-6</div></div></div>	4000013																						
<div>Brian Schneider, L<div>OBP: 0.316, SLG: 0.299</div></div> <div>(1, 2)</div> <td></td> <td><div><div>B</div><div>C</div><div>C</div><div>C</div><div>X</div></div><div>2-2</div><div><div><div>13 BB</div><div>1B</div></div></div></td> <td></td> <td><div><div>B</div><div>X</div></div><div>1-0</div><div><div>②</div><div><div>F7</div></div></div></td> <td></td> <td><div><div>X</div></div><div>0-0</div><div><div><div>SH2-4 13 HBP</div><div>5 SF9</div><div>1B</div></div></div></td> <td><div><div>S</div><div>S</div><div>D</div><div>X</div></div><div>1-2</div><div><div>③</div><div><div>FC4-6</div></div></div></td> <td>4120001</td> <td></td>		<div><div>B</div><div>C</div><div>C</div><div>C</div><div>X</div></div> <div>2-2</div> <div><div><div>13 BB</div><div>1B</div></div></div>		<div><div>B</div><div>X</div></div> <div>1-0</div> <div><div>②</div><div><div>F7</div></div></div>		<div><div>X</div></div> <div>0-0</div> <div><div><div>SH2-4 13 HBP</div><div>5 SF9</div><div>1B</div></div></div>	<div><div>S</div><div>S</div><div>D</div><div>X</div></div> <div>1-2</div> <div><div>③</div><div><div>FC4-6</div></div></div>	4120001																						
<div>13 Robert Fick, L<div>OBP: 0.333, SLG: 0.258</div></div> <div>(1, 3)</div> <td></td> <td><div><div>B</div><div>B</div><div>C</div><div>B</div><div>B</div></div><div>4-1</div><div><div><div>G4-3</div><div>BB</div></div></div></td> <td></td> <td><div><div>C</div><div>X</div><div>T</div><div>C</div></div><div>0-2</div><div><div>③</div><div><div>1B</div></div></div></td> <td></td> <td><div><div>C</div><div>H</div></div><div>1-1</div><div><div><div>SH2-4</div><div>2B</div><div>HBP</div></div></div></td> <td></td> <td><div><div>B</div><div>B</div><div>C</div><div>X</div></div><div>2-1</div><div><div><div>F9</div><div>WP</div><div>2B</div></div></div></td> <td>2220100</td> <td><div>AB 31</div><div>R 4</div><div>H 8</div><div>RBI 3</div><div>BB 3</div><div>SO 4</div><div>LOB 12</div></td>		<div><div>B</div><div>B</div><div>C</div><div>B</div><div>B</div></div> <div>4-1</div> <div><div><div>G4-3</div><div>BB</div></div></div>		<div><div>C</div><div>X</div><div>T</div><div>C</div></div> <div>0-2</div> <div><div>③</div><div><div>1B</div></div></div>		<div><div>C</div><div>H</div></div> <div>1-1</div> <div><div><div>SH2-4</div><div>2B</div><div>HBP</div></div></div>		<div><div>B</div><div>B</div><div>C</div><div>X</div></div> <div>2-1</div> <div><div><div>F9</div><div>WP</div><div>2B</div></div></div>	2220100	<div>AB 31</div> <div>R 4</div> <div>H 8</div> <div>RBI 3</div> <div>BB 3</div> <div>SO 4</div> <div>LOB 12</div>																				
<div>Nook Logan, S<div>OBP: 0.167, SLG: 0.167</div></div> <div>(1, 8)</div> <div>Tony Batista, R<div>(9, PH)</div></div> <td></td> <td><div><div>B</div><div>C</div><div>O</div><div>T</div><div>C</div><div>F</div><div>X</div></div><div>1-2</div><div><div>①</div><div><div>G4-3</div></div></div></td> <td></td> <td></td> <td><div><div>B</div><div>F</div><div>X</div></div><div>1-1</div><div><div>①</div><div><div>SH2-4</div></div></div></td> <td></td> <td><div><div>X</div></div><div>0-0</div><div><div>①</div><div><div>F9</div></div></div></td> <td>2000012 1000001</td> <td></td>		<div><div>B</div><div>C</div><div>O</div><div>T</div><div>C</div><div>F</div><div>X</div></div> <div>1-2</div> <div><div>①</div><div><div>G4-3</div></div></div>			<div><div>B</div><div>F</div><div>X</div></div> <div>1-1</div> <div><div>①</div><div><div>SH2-4</div></div></div>		<div><div>X</div></div> <div>0-0</div> <div><div>①</div><div><div>F9</div></div></div>	2000012 1000001																						
<div>50 Jason Simontacchi, R<div>OBP: 0.161, SLG: 0.170</div></div> <div>(7, PH)</div> <div>5 Kory Casto, L<div>OBP: 0.161, SLG: 0.170</div></div> <div>(7, 1)</div> <div>34 Ray King, L<div>OBP: 0.161, SLG: 0.170</div></div> <div>(7, 1)</div> <div>Winston Abreu, R<div>OBP: 0.161, SLG: 0.170</div></div> <div>(8, 1)</div> <div>59 Micah Bowie, L<div>OBP: 0.161, SLG: 0.170</div></div> <div>(8, 1)</div> <div>Ryan Langerhans, L<div>OBP: 0.203, SLG: 0.127</div></div> <div>(8, 9)</div> <td></td> <td><div><div>B</div><div>C</div><div>C</div><div>C</div><div>X</div></div><div>0-0</div><div><div>③</div><div><div>G6-3</div></div></div></td> <td></td> <td><div><div>C</div><div>X</div><div>T</div><div>C</div></div><div>0-2</div><div><div>②</div><div><div>G5-3</div></div></div></td> <td></td> <td><div><div>X</div></div><div>0-0</div><div><div>②</div><div><div>SF9</div></div></div></td> <td></td> <td><div><div>S</div><div>S</div><div>B</div><div>B</div><div>B</div><div>C</div><div>X</div></div><div>3-3</div><div><div>②</div><div><div>K</div></div></div></td> <td>20000001 00001000 00000000 00000000 10000011</td> <td><div></div></td>		<div><div>B</div><div>C</div><div>C</div><div>C</div><div>X</div></div> <div>0-0</div> <div><div>③</div><div><div>G6-3</div></div></div>		<div><div>C</div><div>X</div><div>T</div><div>C</div></div> <div>0-2</div> <div><div>②</div><div><div>G5-3</div></div></div>		<div><div>X</div></div> <div>0-0</div> <div><div>②</div><div><div>SF9</div></div></div>		<div><div>S</div><div>S</div><div>B</div><div>B</div><div>B</div><div>C</div><div>X</div></div> <div>3-3</div> <div><div>②</div><div><div>K</div></div></div>	20000001 00001000 00000000 00000000 10000011	<div></div>																				
Inning Stats	R: 1 E: 0 K: 0 S: 12	H: 2 LOB: 1 BB: 0 P: 18	R: 0 E: 0 K: 0 S: 9	H: 1 LOB: 1 BB: 1 P: 16	R: 0 E: 0 K: 1 S: 10	H: 1 LOB: 1 BB: 0 P: 14	R: 0 E: 0 K: 1 S: 8	H: 1 LOB: 1 BB: 0 P: 11	R: 0 E: 0 K: 0 S: 12	H: 0 LOB: 0 BB: 0 P: 13	R: 0 E: 0 K: 0 S: 5	H: 0 LOB: 1 BB: 1 P: 12	R: 2 E: 0 K: 0 S: 10	H: 2 LOB: 1 BB: 0 P: 14	R: 0 E: 0 K: 0 S: 9	H: 0 LOB: 1 BB: 1 P: 15	R: 1 E: 0 K: 1 S: 7	H: 1 LOB: 0 BB: 0 P: 13	1B: 5 2B: 2 3B: 0 HR: 1	SF: 1 SAC: 1 DP: 1 HBP: 1	WP: 1 PB: 0 SB: 0 CS: 0	PA: 37								
PITCHER	IP WLS BF H R ER SO BB IBB HBP BLK WP HR S P ERA WHIP	IP WLS BF H R ER SO BB IBB HBP BLK WP HR S P ERA WHIP																												
31 Dave Bush, R <div>ERA: 5.73</div>	(1, 1) 6.2 W 28 7 3 3 3 2 0 1 0 0 1 64 96 4.05 1.350																													
Matt Wise, R <div>ERA: 3.86</div>	(7, 1) 0.1 H 1 0 0 0 0 0 0 0 0 0 2 2 0.00 0.000																													
Derrick Turnbow, R <div>ERA: 1.88</div>	(8, 1) 1.0 H 4 0 0 0 0 1 0 0 0 0 9 15 0.00 1.000																													
Francisco Cordero, R <div>ERA: 0.57</div>	(9, 1) 1.0 S 4 1 1 1 1 0 0 0 0 0 1 0 7 13 9.00 1.000																													



Washington Nationals @ Milwaukee Brewers
Miller Park, Milwaukee, WI
Wed May 09 2007, 12:05 PM CDT
Att. 24,658 - Sunny - 70 F

[illegible]

Batter	1				2				3				4				5				6				7				8				9				AB R H RBI BB SO LOB								TOP					
<div>2 Hanley Ramirez, R</div> <div>OBP: 0.420, SLG: 0.534</div> <div>(1, 6)</div> <div>B X</div>	<div>1-0</div> <div>G4-3</div> <div>①</div>												<div>3-1</div> <div>G6-3</div> <div>①</div> <div>B B C B X</div>								<div>3-2</div> <div>G6-3</div> <div>①</div> <div>1-2</div> <div>B C B X</div>								<div>2-1</div> <div>1B</div> <div>B C B X</div>								4 0 1 0 0 0 1								<div>Florida Marlins @ Washington Nationals</div> <div>Robert F. Kennedy Memorial Stadium, Washington, DC</div> <div>Fri May 11 2007, 7:05 PM EDT</div> <div>Att. 23,006 - Clear - 82 F</div>					
<div>6 Dan Uggla, R</div> <div>OBP: 0.315, SLG: 0.421</div> <div>(1, 4)</div> <div>C S S F B B C O</div>	<div>3-3</div> <div>K</div> <div>②</div>												<div>3-1</div> <div>F9</div> <div>②</div> <div>B B B S B X</div>								<div>0-3</div> <div>K</div> <div>②</div> <div>S C C B B X</div>								<div>3-3</div> <div>K</div> <div>②</div> <div>S C C B B X</div>								4 0 0 0 0 3 2													
<div>Miguel Cabrera, R</div> <div>OBP: 0.411, SLG: 0.577</div> <div>(1, 5)</div> <div>C B B B X</div>	<div>3-2</div> <div>G6-3</div> <div>③</div>												<div>2-1</div> <div>G1-3</div> <div>③</div> <div>C B B X</div>								<div>1-1</div> <div>F7</div> <div>③</div> <div>F B X</div>								<div>1-1</div> <div>L7</div> <div>③</div> <div>F D B X</div>								4 0 0 0 0 0 2													
<div>14 Josh Willingham, R</div> <div>OBP: 0.356, SLG: 0.492</div> <div>(1, 7)</div> <div>B F X</div>					<div>1-1</div> <div>G6-3</div> <div>①</div> <div>B F X</div>												<div>4-2</div> <div>8 BB</div> <div>1B</div> <div>B C C B B B</div>								<div>1-1</div> <div>61 1B</div> <div>1B</div> <div>B C C B B X</div>								<div>2-3</div> <div>K</div> <div>①</div> <div>S C C B B B</div>								3 0 1 0 1 1 0								<div>livebaseballscorecards.com</div> <div>AB 32</div> <div>R 0</div> <div>H 4</div> <div>RBI 0</div> <div>BB 2</div> <div>SO 9</div> <div>LOB 17</div>	
<div>8 Aaron Boone, R</div> <div>OBP: 0.356, SLG: 0.438</div> <div>(1, 3)</div> <div>C B B B T C O</div>					<div>2-3</div> <div>K2-3</div> <div>②</div> <div>S C C B B B</div>												<div>4-0</div> <div>4 FC6</div> <div>BB</div> <div>B B B B</div>								<div>1-3</div> <div>K</div> <div>①</div> <div>S C C B B X</div>								<div>0-0</div> <div>61 DI</div> <div>1B</div> <div>X</div>								3 0 1 0 1 2 1									
<div>Miguel Olivo, R</div> <div>OBP: 0.268, SLG: 0.361</div> <div>(1, 2)</div> <div>C T C O</div>					<div>0-3</div> <div>K</div> <div>③</div> <div>S C C B B X</div>												<div>0-0</div> <div>F7</div> <div>①</div> <div>X</div>								<div>0-0</div> <div>F9</div> <div>②</div> <div>X</div>								<div>0-0</div> <div>P2</div> <div>②</div> <div>X</div>								4 0 0 0 0 1 4									
<div>61 Reggie Abercrombie, R</div> <div>OBP: 0.250, SLG: 0.250</div> <div>(1, 9)</div> <div>(7, 8)</div> <div>B S T C O</div>					<div>1-3</div> <div>K</div> <div>①</div> <div>B S T C O</div>												<div>0-0</div> <div>F8</div> <div>②</div> <div>X</div>								<div>3-2</div> <div>1B</div> <div>1-2</div> <div>B C B B X</div>								<div>0-1</div> <div>G5-3</div> <div>③</div> <div>S X</div>								4 0 1 0 0 1 3								<div>WP: 0 PA: 34</div> <div>PB: 0</div> <div>SB: 0</div> <div>CS: 0</div> <div></div>	
<div>4 Alfredo Amezaga, S</div> <div>OBP: 0.277, SLG: 0.347</div> <div>Jorge Julio, R</div> <div>(7, 1)</div> <div>B F X</div>					<div>1-1</div> <div>F7</div> <div>②</div> <div>B F X</div>												<div>0-1</div> <div>FC6</div> <div>③</div> <div>C X</div>								<div>2-2</div> <div>P5</div> <div>③</div> <div>B B T C O X</div>												3 0 0 0 0 0 4													
																																	0 0 0 0 0 0 0																	
<div>Scott Olsen, L</div> <div>OBP: 0.467, SLG: 0.500</div> <div>48 Lee Gardner, R</div> <div>Joe Borchard, S</div> <div>OBP: 0.291, SLG: 0.345</div> <div>(1, 1)</div> <div>(6, 1)</div> <div>(7, 9)</div> <div>C B S C O</div>					<div>1-3</div> <div>K</div> <div>③</div> <div>S C C B B X</div>																<div>3-2</div> <div>E3</div> <div>2 G6-3</div> <div>①</div> <div>C B B B B X</div>								<div>1-1</div> <div>F7</div> <div>①</div> <div>F B X</div>								2 0 0 0 0 1 0								<div></div>					
																																	0 0 0 0 0 0 0																	
																																	1 0 0 0 0 0 0																	
Inning Stats		R: 0 E: 0 K: 1 S: 8		H: 0 LOB: 0 BB: 0 P: 15		R: 0 E: 0 K: 2 S: 8		H: 0 LOB: 0 BB: 0 P: 11		R: 0 E: 0 K: 2 S: 8		H: 0 LOB: 0 BB: 0 P: 11		R: 0 E: 0 K: 0 S: 6		H: 0 LOB: 2 BB: 2 P: 14		R: 0 E: 1 K: 1 S: 12		H: 0 LOB: 1 BB: 0 P: 19		R: 0 E: 0 K: 1 S: 13		H: 2 LOB: 2 BB: 0 P: 20		R: 0 E: 0 K: 1 S: 9		H: 1 LOB: 1 BB: 0 P: 16		R: 0 E: 0 K: 1 S: 9		H: 1 LOB: 1 BB: 0 P: 11		1B: 4 2B: 0 3B: 0 HR: 0		SF: 0 SAC: 0 DP: 0 HBP: 0														
PITCHER		IP		WLS		BF		H		R		ER		SO		BB		IBB		HBP		BLK		WP		HR		S		P		ERA		WHIP																
41 Shawn Hill, R		(1, 1)		5.0		W		17		0		0		0		5		2		0		0		0		0		0		36		65		0.00		0.400														
Winston Abreu, R		(6, 1)		1.0		H		4		0		0		0		1		0		0		0		0		0		0		12		19		0.00		0.000														
52 Saul Rivera, R		(7, 1)		1.0				5		2		0		0		1		0		0		0		0		0		0		13		20		0.00		2.000														
43 Jesus Colome, R		(8, 1)		1.0				4		1		0		0		1		0		0		0		0		0		0		9		16		0.00		1.000														
Jon Rauch, R		(9, 1)		1.0				4		1		0		0		1		0		0		0		0		0		0		9		11		0.00		1.000														

Batter	1				2				3				4				5				6				7				8				9				AB R H RBI BB SO LOB				BOTTOM																																																																																																																																																																																																																																																																																																																																																																																																																																																																																																																																																																																																																																																																																																																																																																																																																																																																																																																																																																																																																																																																																																																																																																																																																																																																																																																																																																																																																																																								
<div>Felipe Lopez, S</div> <div>OBP: 0.306, SLG: 0.354</div> <div>(1, 4)</div> <div>B B X</div> <div>2-0</div> <div><div>F9</div><div>1</div></div>																																																																																																																																																																																																																																																																																																																																																																																																																																																																																																																																																																																																																																																																																																																																																																																																																																																																																																																																																																																																																																																																																																																																																																																																																																																																																																																																																																																																																																																																																																	


Batter	1				2				3				4				5				6				7				8				9				AB R H RBI BB SO LOB												BOTTOM																																																																																																																																																																																																																																																																																																																																																																																																																																																																																																																																																																																																																																																																																																																																																																																																																																																																																																																																																																											
<div>Felipe Lopez, S</div> <div>OBP: 0.298, SLG: 0.342</div> <div>(1, 4)</div>	<div>1-2</div> <div>G5-3</div> <div>1</div> <div>B</div> <div>B</div> <div>B</div> <div>X</div> <div></div>				<div>3-1</div> <div>FC6-4</div> <div>2</div> <div>1-2f</div> <div>2-3</div> <div>3-H</div> <div>15</div> <div>3B</div> <div></div>												<div>1-1</div> <div>F8</div> <div>1</div> <div>B</div> <div>C</div> <div>X</div> <div></div>								<div>1-3</div> <div>K</div> <div>2</div> <div>L</div> <div>B</div> <div>B</div> <div>B</div> <div>FF</div> <div>FX</div> <div></div>												4 1 0 1 0 1 2												<div>Florida Marlins @ Washington Nationals</div> <div>Robert F. Kennedy Memorial Stadium, Washington, DC</div> <div>Sun May 13 2007, 1:35 PM EDT</div> <div>Att. 20,486 - Sunny - 67 F</div> <div>livebaseballscorecards.com</div>																																																																																																																																																																																																																																																																																																																																																																																																																																																																																																																																																																																																																																																																																																																																																																																																																																																																																																																																																																											
<div>15 Cristian Guzman, S</div> <div>OBP: 0.345, SLG: 0.370</div> <div>(1, 6)</div>	<div>2-0</div> <div>F9</div> <div>2</div> <div>B</div> <div>SAFE</div> <div>B</div> <div>B</div> <div>FF</div> <div>FX</div> <div>SAFE</div> <div></div>				<div>2-2</div> <div></div> <div>1-H</div> <div>3-H</div> <div>3B</div> <div></div>												<div>3-2</div> <div></div> <div>11</div> <div>G3-6-1</div> <div>1B</div> <div></div>								<div>0-0</div> <div>F8</div> <div>3</div> <div>X</div> <div></div>								4 0 2 2 0 0 0																																																																																																																																																																																																																																																																																																																																																																																																																																																																																																																																																																																																																																																																																																																																																																																																																																																																																																																																																																																											
<div>11 Ryan Zimmerman, R</div> <div>OBP: 0.301, SLG: 0.355</div> <div>(1, 5)</div>	<div>3-2</div> <div>G1-6-3</div> <div>3</div> <div>C</div> <div>B</div> <div>B</div> <div>FF</div> <div>FX</div> <div></div>				<div>0-1</div> <div>F8</div> <div>3</div> <div>S</div> <div>FX</div> <div></div>												<div>1-1</div> <div>G3-6-1</div> <div>2</div> <div>1-2f</div> <div>3</div> <div>C</div> <div>D</div> <div>1</div> <div>SAFE</div> <div>FX</div> <div></div>								<div>0-3</div> <div>K</div> <div>1</div> <div>C</div> <div>SS</div> <div></div>								4 0 0 0 0 1 2																																																																																																																																																																																																																																																																																																																																																																																																																																																																																																																																																																																																																																																																																																																																																																																																																																																																																																																																																																																											
<div>Ryan Church, L</div> <div>OBP: 0.383, SLG: 0.444</div> <div>Jon Rauch, R</div> <div>(9, 1)</div>					<div>1-1</div> <div>G1-3</div> <div>1</div> <div>B</div> <div>B</div> <div>C</div> <div>B</div> <div>FX</div> <div></div>				<div>3-1</div> <div>P6</div> <div>1</div> <div></div>												<div>3-2</div> <div>13</div> <div>G1-3</div> <div>25</div> <div>G4-3</div> <div>3</div> <div>1B</div> <div>1B</div> <div></div>				<div>3-2</div> <div>F8</div> <div>2</div> <div>B</div> <div>B</div> <div>FF</div> <div>FX</div> <div></div>								4 1 1 0 0 0 0																																																																																																																																																																																																																																																																																																																																																																																																																																																																																																																																																																																																																																																																																																																																																																																																																																																																																																																																																																																											
<div>25 Austin Kearns, R</div> <div>OBP: 0.333, SLG: 0.440</div> <div>(1, 9)</div>					<div>1-1</div> <div>13</div> <div>1B</div> <div>3</div> <div>1B</div> <div>1B</div> <div></div>				<div>3-2</div> <div>K</div> <div>2</div> <div>C</div> <div>B</div> <div>B</div> <div>FF</div> <div>FX</div> <div></div>												<div>0-0</div> <div>G4-3</div> <div>1</div> <div>X</div> <div></div>				<div>2-3</div> <div>K</div> <div>3</div> <div>C</div> <div>SS</div> <div>FF</div> <div>FX</div> <div></div>								4 1 1 0 0 2 1																																																																																																																																																																																																																																																																																																																																																																																																																																																																																																																																																																																																																																																																																																																																																																																																																																																																																																																																																																																											
<div>13 Robert Fick, L</div> <div>OBP: 0.313, SLG: 0.250</div> <div>(1, 3)</div>					<div>2-2</div> <div>BB</div> <div>3</div> <div>1B</div> <div>50</div> <div>E</div> <div>1B</div> <div></div>				<div>1-2</div> <div>F7</div> <div>3</div> <div>C</div> <div>B</div> <div>FX</div> <div></div>												<div>0-1</div> <div>G1-3</div> <div>2</div> <div>F</div> <div>FX</div> <div></div>								3 1 1 0 0 0 1																																																																																																																																																																																																																																																																																																																																																																																																																																																																																																																																																																																																																																																																																																																																																																																																																																																																																																																																																																																															
<div>3 Jesus Flores, R</div> <div>OBP: 0.424, SLG: 0.429</div> <div>(1, 2)</div>					<div>1-0</div> <div>50</div> <div>E</div> <div>BB</div> <div>FC6-4</div> <div>1B</div> <div></div>								<div>2-3</div> <div>K</div> <div>1</div> <div>C</div> <div>B</div> <div>B</div> <div>SS</div> <div>FX</div> <div></div>								<div>2-1</div> <div></div> <div>3-H</div> <div>1B</div> <div></div>								3 1 2 2 0 1 0																																																																																																																																																																																																																																																																																																																																																																																																																																																																																																																																																																																																																																																																																																																																																																																																																																																																																																																																																																																															
<div>Ryan Langerhans, L</div> <div>OBP: 0.222, SLG: 0.145</div> <div>(1, 8)</div> <div>(9, 7)</div>					<div>4-2</div> <div>FC6-4</div> <div>50</div> <div>E</div> <div>15</div> <div>3B</div> <div>BB</div> <div></div>								<div>2-2</div> <div>F8</div> <div>2</div> <div>B</div> <div>CC</div> <div>FF</div> <div>FX</div> <div></div>								<div>1-2</div> <div>F9</div> <div>3</div> <div>B</div> <div>CC</div> <div>FF</div> <div>FX</div> <div>SAFE</div> <div></div>								2 1 0 0 1 0 1																																																																																																																																																																																																																																																																																																																																																																																																																																																																																																																																																																																																																																																																																																																																																																																																																																																																																																																																																																																															
<div>50 Jason Simontacchi, R</div> <div>(1, 1)</div> <div>43 Jesus Colome, R</div> <div>(6, 1)</div> <div>5 Kory Casto, L</div> <div>OBP: 0.158, SLG: 0.167</div> <div>(7, PH)</div> <div>52 Saul Rivera, S</div> <div>(8, 1)</div> <div>Nook Logan, S</div> <div>OBP: 0.273, SLG: 0.273</div> <div>(9, 8)</div>	<div>0-0</div> <div>E5</div> <div>FC6-4</div> <div></div>								<div>1-1</div> <div>F8</div> <div>3</div> <div>C</div> <div>B</div> <div>FX</div> <div></div>								<div>1-2</div> <div>K</div> <div>1</div> <div>S</div> <div>LL</div> <div>FX</div> <div></div>								2 0 0 0 0 0 2												<div>WASHINGTON NATIONALS</div>																																																																																																																																																																																																																																																																																																																																																																																																																																																																																																																																																																																																																																																																																																																																																																																																																																																																																																																																																																																							
0 0 0 0 0 0 0																																																																																																																																																																																																																																																																																																																																																																																																																																																																																																																																																																																																																																																																																																																																																																																																																																																																																																																																																																																																																												
1 0 0 0 0 1 0																																																																																																																																																																																																																																																																																																																																																																																																																																																																																																																																																																																																																																																																																																																																																																																																																																																																																																																																																																																																																												
0 0 0 0 0 0 0																																																																																																																																																																																																																																																																																																																																																																																																																																																																																																																																																																																																																																																																																																																																																																																																																																																																																																																																																																																																																												
0 0 0 0 0 0 0																																																																																																																																																																																																																																																																																																																																																																																																																																																																																																																																																																																																																																																																																																																																																																																																																																																																																																																																																																																																																												
Inning Stats	R: 0 E: 0 K: 0 S: 8				H: 0 LOB: 0 BB: 0 P: 14				R: 5 E: 1 K: 0 S: 19				H: 4 LOB: 1 BB: 1 P: 33				R: 0 E: 0 K: 1 S: 9				H: 0 LOB: 0 BB: 0 P: 16				R: 0 E: 0 K: 0 S: 7				H: 1 LOB: 0 BB: 0 P: 12				R: 1 E: 0 K: 0 S: 14				H: 2 LOB: 1 BB: 0 P: 20				R: 0 E: 0 K: 2 S: 8				H: 0 LOB: 0 BB: 0 P: 10				R: 0 E: 0 K: 2 S: 11				H: 0 LOB: 0 BB: 0 P: 16				1B: 6 2B: 0 3B: 1 HR: 0												SF: 0 SAC: 0 DP: 1 HBP: 0												WP: 0 PB: 0 SB: 0 CS: 0												PA: 32																																																																																																																																																																																																																																																																																																																																																																																																																																																																																																																																																																																																																																																																																																																																																																																																																																																																																																																															
PITCHER	IP				WLS				BF				H				R				ER				SO				BB				IBB				HBP				BLK				WP				HR				S				P				ERA				WHIP																																																																																																																																																																																																																																																																																																																																																																																																																																																																																																																																																																																																																																																																																																																																																																																																																																																																																																																																																											
<div>Wes Obermueller, R</div> <div>ERA: 3.28</div> <div>(1, 1)</div>	5.0				L				21				5				5				1				2				1				0				0				0				0				0				0				0				0				0				0				0				0				0				0				0				0				0				0				0				0				0				0				0				0				0				0				0				0				0				0				0				0				0				0				0				0				0				0				0				0				0				0				0				0				0				0				0				0				0				0				0				0				0				0				0				0				0				0				0				0				0				0				0				0				0				0				0				0				0				0				0				0				0				0				0				0				0				0				0				0				0				0				0				0				0				0				0				0				0				0				0				0				0				0				0				0				0				0				0				0				0				0				0				0				0				0				0				0				0				0				0				0				0				0				0				0				0				0				0				0				0				0				0				0				0				0				0				0				0				0				0				0				0				0				0				0				0				0				0				0				0				0				0				0				0				0				0				0				0				0				0				0				0				0				0				0				0				0				0				0				0				0				0				0				0				0				0				0				0				0				0				0				0				0				0				0				0				0				0				0				0				0				0				0				0				0				0				0				0				0				0				0				0				0				0				0				0				0				0				0				0				0				0				0				0				0				0				0				0				0				0				0				0				0				0				0				0				0				0				0				0				0				0				0				0				0				0				0				0				0				0				0				0				0				0				0				0				0				0			

[illegible]

Batter	1				2				3				4				5				6				7				8				9				AB R H RBI BB SO LOB								BOTTOM																																					
<div>Felipe Lopez, S</div> <div>OBP: 0.284, SLG: 0.325</div> <div>(1, 4)</div> <div>X</div>	<div>0-0</div> <div>G3</div> <div>1</div>												<div>B</div> <div>C</div> <div>B</div> <div>X</div> <div>2-1</div> <div>L7</div> <div>1</div>								<div>B</div> <div>C</div> <div>F</div> <div>X</div> <div>1-2</div> <div>P6</div> <div>1</div>								<div>C</div> <div>C</div> <div>C</div> <div>S</div> <div>0-3</div> <div>K</div> <div>3</div>								4 0 0 0 0 1 0								<div>Atlanta Braves @ Washington Nationals</div> <div>Robert F. Kennedy Memorial Stadium, Washington, DC</div> <div>livebaseballscorecards.com</div>																																					
<div>15 Cristian Guzman, S</div> <div>OBP: 0.351, SLG: 0.429</div> <div>(1, 6)</div> <div>C</div> <div>B</div> <div>X</div>	<div>1-1</div> <div>G6-3</div> <div>2</div>												<div>C</div> <div>B</div> <div>B</div> <div>C</div> <div>X</div> <div>2-2</div> <div>G4-3</div> <div>2</div>								<div>X</div> <div>0-0</div> <div>11</div> <div>G6-3</div> <div>1B</div> <div>2</div> <div>3</div>								<div>C</div> <div>B</div> <div>F</div> <div>B</div> <div>X</div> <div>2-2</div> <div>G4-3</div> <div>1</div>				4 0 1 0 0 0 0																																																	
<div>11 Ryan Zimmerman, R</div> <div>OBP: 0.289, SLG: 0.340</div> <div>(1, 5)</div> <div>B</div> <div>X</div>	<div>1-0</div> <div>G6-3</div> <div>3</div>												<div>C</div> <div>B</div> <div>B</div> <div>X</div> <div>2-1</div> <div>G6-3</div> <div>3</div>								<div>C</div> <div>X</div> <div>0-1</div> <div>G6-3</div> <div>2</div> <div>3</div>								<div>C</div> <div>X</div> <div>0-1</div> <div>G6-3</div> <div>2</div>				4 0 0 0 0 0 1																																																	
<div>Ryan Church, L</div> <div>OBP: 0.378, SLG: 0.432</div> <div>(1, 7)</div> <div>C</div> <div>X</div>					<div>0-1</div> <div>G4-3</div> <div>1</div>												<div>T</div> <div>X</div> <div>0-1</div> <div>G3</div> <div>1</div>								<div>B</div> <div>T</div> <div>X</div> <div>1-1</div> <div>L8</div> <div>1</div>								<div>C</div> <div>B</div> <div>B</div> <div>X</div> <div>2-1</div> <div>P5</div> <div>3</div>				4 0 0 0 0 0 0								<div>AB 29</div> <div>R 2</div> <div>H 4</div> <div>RBI 2</div> <div>BB 1</div> <div>SO 5</div> <div>LOB 4</div>																																					
<div>25 Austin Kearns, R</div> <div>OBP: 0.327, SLG: 0.435</div> <div>(1, 9)</div> <div>C</div> <div>T</div> <div>B</div> <div>S</div>					<div>1-3</div> <div>K</div> <div>2</div>												<div>C</div> <div>T</div> <div>B</div> <div>S</div> <div>3-3</div> <div>K</div> <div>2</div>								<div>C</div> <div>T</div> <div>B</div> <div>S</div> <div>0-3</div> <div>K</div> <div>2</div>								3 0 0 0 0 3 0																																																	
<div>Brian Schneider, L</div> <div>OBP: 0.333, SLG: 0.319</div> <div>(1, 2)</div> <div>C</div> <div>T</div> <div>B</div> <div>S</div> <div>X</div>					<div>1-2</div> <div>G6-3</div> <div>3</div>												<div>S</div> <div>T</div> <div>B</div> <div>S</div> <div>4-2</div> <div>13</div> <div>1B</div> <div>BB</div> <div>3</div>								<div>C</div> <div>T</div> <div>B</div> <div>S</div> <div>3-2</div> <div>K</div> <div>3</div>								2 1 0 0 1 1 0																																																	
<div>13 Robert Fick, L</div> <div>OBP: 0.321, SLG: 0.250</div> <div>(1, 3)</div> <div>Nook Logan, S</div> <div>OBP: 0.333, SLG: 0.500</div> <div>(8, PH)</div> <div>(9, 8)</div>									<div>C</div> <div>F</div> <div>B</div> <div>X</div> <div>1-2</div> <div>G1-3</div> <div>1</div>								<div>B</div> <div>C</div> <div>T</div> <div>B</div> <div>X</div> <div>3-2</div> <div>1B</div> <div>1-3</div> <div>1B</div> <div>2</div> <div>3</div>								<div>B</div> <div>C</div> <div>T</div> <div>B</div> <div>X</div> <div>3-2</div> <div>SF7</div> <div>3B</div> <div>1</div>								2 0 1 0 0 0 0								<div>WASHINGTON NATIONALS</div>																																									
<div>Ryan Langerhans, L</div> <div>OBP: 0.221, SLG: 0.149</div> <div>(1, 8)</div> <div>10 Ronnie Belliard, R</div> <div>OBP: 0.316, SLG: 0.336</div> <div>(8, PH)</div> <div>(9, 3)</div>									<div>C</div> <div>S</div> <div>X</div> <div>0-2</div> <div>G4-3</div> <div>2</div>								<div>S</div> <div>S</div> <div>X</div> <div>0-2</div> <div>1B</div> <div>1-2</div> <div>3-H</div> <div>1B</div> <div>3</div>								<div>B</div> <div>X</div> <div>1-0</div> <div>P6</div> <div>1</div>								1 1 1 0 0 0 0																																																	
<div>26 Jerome Williams, R</div> <div>OBP: 0.250, SLG: 0.143</div> <div>(3, 1)</div> <div>59 Micah Bowie, L</div> <div>OBP: 0.325, SLG: 0.385</div> <div>(5, PH)</div> <div>21 Dmitri Young, S</div> <div>OBP: 0.325, SLG: 0.385</div> <div>(6, PH)</div> <div>34 Ray King, L</div> <div>OBP: 0.316, SLG: 0.336</div> <div>(8, 1)</div> <div>32 Chad Cordero, R</div> <div>OBP: 0.316, SLG: 0.336</div> <div>(8, PH)</div> <div>Tony Batista, R</div> <div>OBP: 0.316, SLG: 0.336</div> <div>(8, PH)</div> <div>52 Saul Rivera, S</div> <div>OBP: 0.316, SLG: 0.336</div> <div>(9, 1)</div>									<div>B</div> <div>C</div> <div>B</div> <div>X</div> <div>2-1</div> <div>G5-3</div> <div>3</div>								<div>X</div> <div>0-0</div> <div>G1-3</div> <div>3</div>								<div>C</div> <div>X</div> <div>0-1</div> <div>SF7</div> <div>2</div>								2 0 1 1 0 0 0																																																	
<div>Inning Stats</div>	<div>R: 0</div> <div>E: 0</div> <div>K: 0</div> <div>S: 4</div>				<div>H: 0</div> <div>LOB: 0</div> <div>BB: 0</div> <div>P: 6</div>				<div>R: 0</div> <div>E: 0</div> <div>K: 1</div> <div>S: 8</div>				<div>H: 0</div> <div>LOB: 0</div> <div>BB: 0</div> <div>P: 10</div>				<div>R: 0</div> <div>E: 0</div> <div>K: 0</div> <div>S: 8</div>				<div>H: 0</div> <div>LOB: 0</div> <div>BB: 0</div> <div>P: 11</div>				<div>R: 0</div> <div>E: 0</div> <div>K: 0</div> <div>S: 7</div>				<div>H: 0</div> <div>LOB: 0</div> <div>BB: 0</div> <div>P: 13</div>				<div>R: 1</div> <div>E: 0</div> <div>K: 1</div> <div>S: 15</div>				<div>H: 2</div> <div>LOB: 2</div> <div>BB: 1</div> <div>P: 25</div>				<div>R: 0</div> <div>E: 0</div> <div>K: 0</div> <div>S: 6</div>				<div>H: 1</div> <div>LOB: 0</div> <div>BB: 0</div> <div>P: 7</div>				<div>R: 0</div> <div>E: 0</div> <div>K: 2</div> <div>S: 8</div>				<div>H: 0</div> <div>LOB: 0</div> <div>BB: 0</div> <div>P: 12</div>				<div>R: 1</div> <div>E: 0</div> <div>K: 1</div> <div>S: 10</div>				<div>H: 1</div> <div>LOB: 0</div> <div>BB: 0</div> <div>P: 14</div>				<div>R: 0</div> <div>E: 0</div> <div>K: 0</div> <div>S: 7</div>				<div>H: 0</div> <div>LOB: 0</div> <div>BB: 0</div> <div>P: 11</div>				<div>1B: 3</div> <div>2B: 0</div> <div>3B: 1</div> <div>HR: 0</div>				<div>SF: 1</div> <div>SAC: 0</div> <div>DP: 1</div> <div>HBP: 0</div>				<div>WP: 0</div> <div>PA: 31</div>	
<div>PITCHER</div>	<div>IP</div> <div>WLS</div> <div>BF</div> <div>H</div> <div>R</div> <div>ER</div> <div>SO</div> <div>BB</div> <div>IBB</div> <div>HBP</div> <div>BLK</div> <div>WP</div> <div>HR</div> <div>S</div> <div>P</div> <div>ERA</div> <div>WHIP</div>				<div>7.0</div> <div>W</div> <div>24</div> <div>3</div> <div>1</div> <div>1</div> <div>4</div> <div>1</div> <div>0</div> <div>0</div> <div>0</div> <div>0</div> <div>0</div> <div>56</div> <div>84</div> <div>1.29</div> <div>0.571</div>				<div>0.2</div> <div>3</div> <div>1</div> <div>1</div> <div>1</div> <div>0</div> <div>0</div> <div>0</div> <div>0</div> <div>0</div> <div>0</div> <div>0</div> <div>0</div> <div>7</div> <div>11</div> <div>13.50</div> <div>1.500</div>				<div>1.1</div> <div>4</div> <div>0</div> <div>0</div> <div>0</div> <div>1</div> <div>0</div> <div>0</div> <div>0</div> <div>0</div> <div>0</div> <div>0</div> <div>0</div> <div>10</div> <div>14</div> <div>0.00</div> <div>0.000</div>				<div>PITCHER</div> <div>IP</div> <div>WLS</div> <div>BF</div> <div>H</div> <div>R</div> <div>ER</div> <div>SO</div> <div>BB</div> <div>IBB</div> <div>HBP</div> <div>BLK</div> <div>WP</div> <div>HR</div> <div>S</div> <div>P</div> <div>ERA</div> <div>WHIP</div>				<div>1.29</div> <div>W</div> <div>24</div> <div>3</div> <div>1</div> <div>1</div> <div>4</div> <div>1</div> <div>0</div> <div>0</div> <div>0</div> <div>0</div> <div>0</div> <div>56</div> <div>84</div> <div>13.50</div> <div>1.500</div>																																																													

Batter	1		2		3		4		5		6		7		8		9		AB	R	H	RBI	BB	SO	LOB	BOTTOM																				
15 Cristian Guzman, S OBP: 0.317, SLG: 0.385 (1, 6)	X	0-0 G3			1-3 K				3-1 FC4			X	0-0 B1-3						4	0	0	0	0	1	2	Atlanta Braves @ Washington Nationals Robert F. Kennedy Memorial Stadium, Washington, DC Wed May 16 2007, 7:05 PM EDT Att. 20,329 - Overcast - 73 F																				
10 Ronnie Belliard, R OBP: 0.314, SLG: 0.333 (1, 4)	B C X	1-1 1B			2-2 G5-3				0-1 FC6-4			C X	0-1 G6-3						4	2	1	1	0	0	2																					
11 Ryan Zimmerman, R OBP: 0.299, SLG: 0.370 (1, 5)	B X	1-0 2B						0-0 HR	4-2 2B			B B B X	3-2 G6-3						3	2	2	2	1	0	0																					
Ryan Church, L OBP: 0.375, SLG: 0.434 Jon Rauch, R (1, 7) (9, 1)	C B X	1-1 G4-3						0-1 G3-1	1-2 2B			C B X	1-1 F9						4	0	1	3	0	0	1																					
25 Austin Kearns, R OBP: 0.325, SLG: 0.427 (1, 9)	X	0-0 G6-3						1-2 G5-3	4-2 BB			B B B X	1-2 F8						0	0	0	0	0	0	0																					
Brian Schneider, L OBP: 0.324, SLG: 0.308 (1, 2)					1-2 P6			0-1 G1-3	3-2 G1-3			C B X	1-2 F8						3	0	0	0	1	0	1																					
13 Robert Fick, L OBP: 0.304, SLG: 0.234 (1, 3)					0-3 K				3-1 F7			B C B X	3-1 G4-3						4	0	0	0	0	0	2																					
Ryan Langerhans, L OBP: 0.225, SLG: 0.157 (1, 8) (9, 7)					1-3 K				1-0 1B			S B C S	1-3 K						3	1	1	0	0	2	0																					
Leivale Speigler, R 40 Billy Traher, L 3 Jesus Flores, R 34 Ray King, L Winston Abreu, R 21 Dmitri Young, S 52 Saul Rivera, S 32 Chad Cordero, R Nook Logan, S (1, 1) (5, 1) (5, 1) (5, 1) (5, 1) (5, 1) (5, 1) (5, 1) (5, 1)					0-1 G3-1				4-2 2B			S X	0-1 G4-3						1	0	0	0	0	0	0																					
Inning Stats	R: 1 E: 0 K: 7	H: 2 LOB: 1 BB: 10	R: 0 E: 0 K: 2 S: 9	H: 0 LOB: 0 BB: 11	R: 0 E: 0 K: 1 S: 9	H: 0 LOB: 0 BB: 12	R: 0 E: 0 K: 0 S: 8	H: 1 LOB: 0 BB: 0 P: 9	R: 4 E: 1 K: 0 S: 19	H: 2 LOB: 2 BB: 3 P: 42	R: 0 E: 0 K: 1 S: 7	H: 0 LOB: 0 BB: 0 P: 11	R: 0 E: 0 K: 0 S: 6	H: 0 LOB: 0 BB: 0 P: 9	R: 0 E: 0 K: 0 S: 9	H: 0 LOB: 0 BB: 0 P: 12	1B: 2 2B: 2 3B: 0 HR: 1	SF: 0 SAC: 0 DP: 0 HBP: 0	WP: 0 PB: 0 SB: 0 CS: 0	PA: 33																										
PITCHER	IP	WLS	BF	H	R	ER	SO	BB	IBB	HBP	BLK	WP	HR	S	P	ERA	WHIP	PITCHER										IP	WLS	BF	H	R	ER	SO	BB	IBB	HBP	BLK	WP	HR	S	P	ERA	WHIP		
26 Kyle Davies, R ERA: 5.17	(1, 1)	4.2	L	22	5	6	2	3	2	0	0	0	0	1	47	72	3.86	1.500																												
54 Chad Paronto, R ERA: 5.06	(5, 1)	0.1		2	0	0	0	0	1	0	0	0	0	0	5	12	0.00	3.000																												
Oscar Villarreal, R ERA: 4.74	(6, 1)	2.0		6	0	0	0	1	0	0	0	0	0	0	13	20	0.00	0.000																												
Bob Wickman, R ERA: 3.65	(8, 1)	1.0		3	0	0	0	0	0	0	0	0	0	0	9	12	0.00	0.000																												

Batter	1				2				3				4				5				6				7				8				9				AB R H RBI BB SO LOB				BOTTOM			
<div>Felipe Lopez, S</div> <div>OBP: 0.298, SLG: 0.353</div> <div>(1, 4)</div> <div>B C F T S X</div> <div>2-3</div> <div></div> <div>1</div> <div></div> <div>B X</div> <div>1-0</div> <div></div> <div>1B</div> <div>3</div> <div></div> <div>B X</div> <div>1-2</div> <div></div> <div>P6</div> <div></div> <div>B C B B B</div> <div>4-1</div> <div></div> <div>BB</div> <div></div> <div>X</div> <div>0-0</div> <div></div> <div>G4-3</div> <div>2</div> <div></div> <div>X T G G</div> <div>0-2</div> <div></div> <div>G4-3</div> <div>3</div> <div></div> <div></div> <div>4</div> <div>1</div> <div>3</div> <div>1</div> <div>1</div> <div>1</div> <div>0</div> <td rowspan="4"><div>Atlanta Braves @ Washington Nationals</div><div>Robert F. Kennedy Memorial Stadium, Washington, DC</div><div>Thu May 17 2007, 1:05 PM EDT</div><div>Att. 24,631 - Cloudy - 67 F</div><div>livebaseballscorecards.com</div></td>	<div>Atlanta Braves @ Washington Nationals</div> <div>Robert F. Kennedy Memorial Stadium, Washington, DC</div> <div>Thu May 17 2007, 1:05 PM EDT</div> <div>Att. 24,631 - Cloudy - 67 F</div> <div>livebaseballscorecards.com</div>																																											
<div>10 Ronnie Belliard, R</div> <div>OBP: 0.312, SLG: 0.326</div> <div>(1, 6)</div> <div>C F T S X</div> <div>1-3</div> <div></div> <div>2</div> <div></div> <div>B X</div> <div>1-2</div> <div></div> <div>P6</div> <div></div> <div>B C B B B</div> <div>4-1</div> <div></div> <div>BB</div> <div></div> <div>X</div> <div>0-0</div> <div></div> <div>G4-3</div> <div>3</div> <div></div> <div></div> <div>3</div> <div>0</div> <div>0</div> <div>0</div> <div>1</div> <div>1</div> <div>4</div> <div>0</div> <div>0</div> <div>0</div> <div>0</div> <div>0</div> <div>0</div> <div>1</div> <div>0</div> <div>0</div> <div>0</div> <div>0</div> <div>2</div>																																												
<div>13 Robert Fick, L</div> <div>OBP: 0.298, SLG: 0.229</div> <div>(8, 3)</div> <div>B C B C X</div> <div>3-2</div> <div></div> <div>L9</div> <div>3</div> <div></div> <div>B X</div> <div>0-2</div> <div></div> <div>1B</div> <div></div> <div>B X</div> <div>2-1</div> <div></div> <div>FC1-4</div> <div>2</div> <div></div> <div>B D X</div> <div>2-0</div> <div></div> <div>P4</div> <div>3</div> <div></div> <div></div> <div>4</div> <div>1</div> <div>1</div> <div>0</div> <div>0</div> <div>0</div> <div>4</div> <div>3</div> <div>0</div> <div>1</div> <div>0</div> <div>1</div> <div>0</div> <div>0</div> <div>0</div> <div>0</div> <div>0</div> <div>0</div> <div>0</div> <div>0</div> <div>0</div>																																												
<div>11 Ryan Zimmerman, R</div> <div>OBP: 0.298, SLG: 0.367</div> <div>(1, 5)</div> <div>B C B C X</div> <div>3-2</div> <div></div> <div>L9</div> <div></div> <div>B X</div> <div>0-0</div> <div></div> <div>L9</div> <div>1</div> <div></div> <div>B C F T S X</div> <div>2-2</div> <div></div> <div>1B</div> <div></div> <div>B B B B</div> <div>4-0</div> <div></div> <div>25 1B</div> <div>BB</div> <div></div> <div>X</div> <div>0-0</div> <div></div> <div>G3-1</div> <div>1</div> <div></div> <div></div> <div>3</div> <div>0</div> <div>1</div> <div>0</div> <div>1</div> <div>0</div> <div>0</div> <div>0</div> <div>0</div> <div>0</div> <div>0</div> <div>0</div> <div>0</div> <div>0</div> <div>0</div> <div>0</div> <div>0</div> <div>0</div> <div>0</div> <div>0</div>																																												
<div>Ryan Church, L</div> <div>OBP: 0.378, SLG: 0.439</div> <div>(1, 7)</div> <div></div> <div>X</div> <div>0-0</div> <div></div> <div>L9</div> <div>1</div> <div></div> <div></div> <div>B C F T S X</div> <div>2-2</div> <div></div> <div>1B</div> <div></div> <div>B B B B</div> <div>4-0</div> <div></div> <div>25 1B</div> <div>BB</div> <div></div> <div>X</div> <div>0-0</div> <div></div> <div>G3-1</div> <div>1</div> <div></div> <div></div> <div>3</div> <div>0</div> <div>1</div> <div>0</div> <div>1</div> <div>0</div> <div>0</div> <div>0</div> <div>0</div> <div>0</div> <div>0</div> <div>0</div> <div>0</div> <div>0</div> <div>0</div> <div>0</div> <div>0</div> <div>0</div> <div>0</div> <div>0</div>																																												
<div>Ryan Langerhans, L</div> <div>OBP: 0.225, SLG: 0.157</div> <div>(8, 7)</div> <div></div> <div>X</div> <div>0-1</div> <div></div> <div>F8</div> <div>2</div> <div></div> <div>B C F T S X</div> <div>1-3</div> <div></div> <div>2B</div> <div></div> <div>B B B B</div> <div>4-2</div> <div></div> <div>G6-4-3</div> <div>BB</div> <div></div> <div>3</div> <div>0</div> <div>1</div> <div>1</div> <div>1</div> <div>1</div> <div>2</div> <div>4</div> <div>0</div> <div>1</div> <div>0</div> <div>1</div> <div>0</div> <div>4</div> <div>0</div> <div>0</div> <div>0</div> <div>0</div> <div>0</div> <div>0</div> <div>0</div> <div>0</div> <div>0</div> <div>0</div> <div>0</div>																																												
<div>25 Austin Kearns, R</div> <div>OBP: 0.329, SLG: 0.425</div> <div>(1, 9)</div> <div>C X</div> <div>2-2</div> <div></div> <div>K</div> <div>3</div> <div></div> <div>B C F T S X</div> <div>1-1</div> <div></div> <div>P4</div> <div>3</div> <div></div> <div>B X</div> <div>1-0</div> <div></div> <div>G6-4-3</div> <div>2</div> <div></div> <div>X T G G</div> <div>1-2</div> <div></div> <div>1B</div> <div></div> <div></div> <div>4</div> <div>0</div> <div>1</div> <div>1</div> <div>0</div> <div>1</div> <div>4</div> <div>0</div> <div>0</div> <div>0</div> <div>0</div> <div>0</div> <div>0</div> <div>0</div> <div>0</div> <div>0</div> <div>0</div> <div>0</div> <div>0</div> <div>0</div> <div>0</div> <div>0</div>																																												
<div>Tony Batista, R</div> <div>OBP: 0.111, SLG: 0.125</div> <div>(1, 3)</div> <div>C B B T</div> <div>2-2</div> <div></div> <div>K</div> <div></div> <div>B X</div> <div>0-1</div> <div></div> <div>1B</div> <div></div> <div>B S X</div> <div>1-1</div> <div></div> <div>P4</div> <div>3</div> <div></div> <div></div> <div>4</div> <div>0</div> <div>1</div> <div>1</div> <div>0</div> <div>1</div> <div>4</div> <div>0</div> <div>0</div> <div>0</div> <div>0</div> <div>0</div> <div>0</div> <div>0</div> <div>0</div> <div>0</div> <div>0</div> <div>0</div> <div>0</div> <div>0</div> <div>0</div> <div>0</div>																																												
<div>43 Jesus Colome, R</div> <div>OBP: 0.225, SLG: 0.157</div> <div>(8, 1)</div> <div></div> <div>X</div> <div>2-3</div> <div></div> <div>1B</div> <div></div> <div>B X</div> <div>2-3</div> <div></div> <div>1B</div> <div></div> <div>B X</div> <div>2-3</div> <div></div> <div>1B</div> <div></div> <div>B X</div> <div>2-3</div> <div></div> <div>1B</div> <div></div> <div>B X</div> <div>2-3</div> <div></div> <div>1B</div> <div></div> <div>B X</div> <div>2-3</div> <div></div> <div>1B</div> <div></div> <div>B X</div> <div>2-3</div> <div></div> <div>1B</div> <div></div> <div>B X</div> <div>2-3</div> <div></div> <div>1B</div> <div></div> <div>B X</div> <div>2-3</div> <div></div> <div>1B</div> <div></div> <div>B X</div> <div>2-3</div> <div></div> <div>1B</div> <div></div> <div>B X</div> <div>2-3</div> <div></div> <div>1B</div> <div></div> <div>B X</div> <div>2-3</div> <div></div> <div>1B</div> <div></div> <div>B X</div> <div>2-3</div> <div></div> <div>1B</div> <div></div> <div>B X</div> <div>2-3</div> <div></div> <div>1B</div> <div></div> <div>B X</div> <div>2-3</div> <div></div> <div>1B</div> <div></div> <div>B X</div> <div>2-3</div> <div></div> <div>1B</div> <div></div> <div>B X</div> <div>2-3</div> <div></div> <div>1B</div> <div></div> <div>B X</div> <div>2-3</div> <div></div> <div>1B</div> <div></div> <div>B X</div> <div>2-3</div> <div></div> <div>1B</div> <div></div> <div>B X</div> <div>2-3</div> <div></div> <div>1B</div> <div></div> <div>B X</div> <div>2-3</div> <div></div> <div>1B</div> <div></div> <div>B X</div> <div>2-3</div> <div></div> <div>1B</div> <div></div> <div>B X</div> <div>2-3</div> <div></div> <div>1B</div> <div></div> <div>B X</div> <div>2-3</div> <div></div> <div>1B</div> <div></div> <div>B X</div> <div>2-3</div> <div></div> <div>1B</div> <div></div> <div>B X</div> <div>2-3</div> <div></div> <div>1B</div> <div></div> <div>B X</div> <div>2-3</div> <div></div> <div>1B</div> <div></div> <div>B X</div> <div>2-3</div> <div></div> <div>1B</div> <div></div> <div>B X</div> <div>2-3</div> <div></div> <div>1B</div> <div></div> <div>B X</div> <div>2-3</div> <div></div> <div>1B</div> <div></div> <div>B X</div> <div>2-3</div> <div></div> <div>1B</div> <div></div> <div>B X</div> <div>2-3</div> <div></div> <div>1B</div> <div></div> <div>B X</div> <div>2-3</div> <div></div> <div>1B</div> <div></div> <div>B X</div> <div>2-3</div> <div></div> <div>1B</div> <div></div> <div>B X</div> <div>2-3</div> <div></div> <div>1B</div> <div></div> <div>B X</div> <div>2-3</div> <div></div> <div>1B</div> <div></div> <div>B X</div> <div>2-3</div> <div></div> <div>1B</div> <div></div> <div>B X</div> <div>2-3</div> <div></div> <div>1B</div> <div></div> <div>B X</div> <div>2-3</div> <div></div> <div>1B</div> <div></div> <div>B X</div> <div>2-3</div> <div></div> <div>1B</div> <div></div> <div>B X</div> <div>2-3</div> <div></div> <div>1B</div> <div></div> <div>B X</div> <div>2-3</div> <div></div> <div>1B</div> <div></div> <div>B X</div> <div>2-3</div> <div></div> <div>1B</div> <div></div> <div>B X</div> <div>2-3</div> <div></div> <div>1B</div> <div></div> <div>B X</div> <div>2-3</div> <div></div> <div>1B</div> <div></div> <div>B X</div> <div>2-3</div> <div></div> <div>1B</div> <div></div> <div>B X</div> <div>2-3</div> <div></div> <div>1B</div> <div></div>																																												

Batter	1	2	3	4	5	6	7	8	9	10	11	AB R H RBI BB SO LOB	BOTTOM
<div>Felipe Lopez, S<div>(1, 4)</div><div>OBP: 0.288, SLG: 0.339</div></div>	<div>3-2<div>L7</div><div>1</div></div>		<div>0-3<div>K</div><div>1</div></div>			<div>1-2<div>P5</div><div>1</div></div>		<div>1-0<div>G1-3</div><div>3</div></div>		<div>3-1<div>FC4</div><div>1-2</div></div>		5 0 0 0 0 1 1	<div>Baltimore Orioles @ Washington Nationals</div> <div>Robert F. Kennedy Memorial Stadium, Washington, DC</div> <div>livebaseballscorescards.com</div>
<div>15 Cristian Guzman, S<div>(1, 6)</div><div>OBP: 0.365, SLG: 0.383</div></div>	<div>2-3<div>K</div><div>2</div></div>		<div>1-1<div>G3-1</div><div>2</div></div>			<div>3-1<div>L8</div><div>2</div></div>			<div>0-1<div>FC4-6</div><div>11</div><div>FC4-6</div><div>1B</div></div>	<div>2-1<div>L4</div><div>3</div></div>		5 0 1 0 0 1 2	
<div>11 Ryan Zimmerman, R<div>(1, 5)</div><div>OBP: 0.293, SLG: 0.371</div></div>	<div>0-3<div>K</div><div>3</div></div>		<div>3-3<div>K</div><div>3</div></div>			<div>1-0<div>G4-3</div><div>3</div></div>			<div>1-1<div>FC4-6</div><div>13</div><div>HBP</div><div>1-2f</div></div> <div>1</div>		<div>1-2<div>F8</div><div>1</div></div>	5 0 0 0 0 2 1	
<div>Ryan Church, L<div>(1, 7)</div><div>OBP: 0.380, SLG: 0.431</div></div> <div>13 Robert Fick, L<div>(8, 3)</div><div>OBP: 0.305, SLG: 0.224</div></div> <div>(10, 7)</div>		<div>2-1<div>FC3-6</div><div>21</div><div>1B</div><div>2B</div><div>1B</div></div>		<div>1-2<div>K</div><div>1</div></div>		<div>3-3<div>K</div><div>1</div></div>			<div>1-2<div>HBP</div></div>		<div>2-2<div>K</div><div>2</div></div>	3 1 1 0 0 2 0 1 0 0 0 0 1 0	<div>AB40</div> <div>R2</div> <div>H6</div> <div>RBI2</div> <div>BB2</div> <div>SO12</div> <div>LOB15</div> <div></div>
<div>25 Austin Kearns, R<div>(1, 9)</div><div>OBP: 0.318, SLG: 0.404</div></div>		<div>1-2<div>L9</div><div>1</div></div>		<div>1-1<div>G6-3</div><div>2</div></div>		<div>3-3<div>K</div><div>2</div></div>		<div>3-3<div>K</div><div>2</div></div>	<div>1-0<div>F4</div><div>2</div></div>		<div>4-1<div>DI</div><div>1B</div><div>BB</div></div>	4 1 0 0 1 1 3	
<div>21 Dmitri Young, S<div>(1, 3)</div><div>OBP: 0.348, SLG: 0.427</div></div> <div>Ryan Langerhans, L<div>(7, PR)</div><div>OBP: 0.220, SLG: 0.153</div></div> <div>(8, 7)</div> <div>Tony Batista, R<div>(9, PH)</div><div>OBP: 0.167, SLG: 0.182</div></div> <div>(10, 3)</div>	<div>1SAFE</div>	<div>0-0<div>FC3-6</div><div>1B</div></div>		<div>1-3<div>K</div><div>3</div></div>		<div>1-0<div>K</div><div>3</div></div>	<div>1-0<div>1B</div></div>	<div>2-3<div>K</div><div>3</div></div>		<div>2-3<div>K</div><div>3</div></div>	<div>2-1<div>1B</div><div>1-H</div></div>	3 0 2 0 0 1 0 0 0 0 0 0 0 0 2 0 1 1 0 1 2	
<div>Brian Schneider, L<div>(1, 2)</div><div>OBP: 0.310, SLG: 0.294</div></div>		<div>1-2<div>FC3-6</div><div>2B</div><div>1-2f</div><div>2-3</div></div> <div>2</div>			<div>0-1<div>G3-1</div><div>1</div></div>		<div>3-1<div>F9</div><div>3</div></div>		<div>2-1<div>G4-3</div><div>1</div></div>		<div>0-1<div>G3</div><div>3</div></div>	5 0 0 0 0 0 4	<div>WP: 0PA: 43</div> <div>PB: 0</div> <div>SB: 0</div> <div>CS: 0</div>
<div>Nook Logan, S<div>(1, 8)</div><div>OBP: 0.286, SLG: 0.400</div></div>		<div>1-1<div>K</div><div>1-3</div><div>3-H</div><div>2B</div></div>			<div>1-3<div>K</div><div>2</div></div>			<div>0-1<div>G1-3</div><div>1</div></div>		<div>2-2<div>L8</div><div>2</div></div>		4 0 1 1 0 1 0	
<div>Mike Bacsik, L<div>(1, 1)</div></div> <div>Jon Rauch, R<div>(7, 1)</div></div> <div>10 Ronnie Belliard, R<div>(8, PH)</div><div>OBP: 0.208, SLG: 0.321</div></div> <div>32 Chad Cordero, R<div>(9, 1)</div></div> <div>52 Saul Rivera, S<div>(10, 1)</div></div> <div>3 Jesus Flores, R<div>(10, PH)</div><div>OBP: 0.435, SLG: 0.438</div></div> <div>Winston Abreu, R<div>(11, 1)</div></div> <div>34 Ray King, L<div>(11, 1)</div></div>		<div>3-3<div>K</div><div>3</div></div>			<div>2-2<div>G6-3</div><div>3</div></div>		<div>1-1<div>F8</div><div>2</div></div>		<div>4-0<div>BB</div><div>E</div></div>			2 0 0 0 0 0 1 2 0 0 0 0 0 0 0 0 1 0 1 0 0 0 0 0 0 0 0 0 0 0 0 0 0 0 0 0 0	
<div>Inning Stats</div>	<div>R: 0H: 0E: 0K: 2S: 11</div> <div>LOB: 0BB: 0P: 16</div>	<div>R: 1H: 3E: 0K: 1S: 19</div> <div>LOB: 2BB: 0P: 27</div>	<div>R: 0H: 0E: 0K: 2S: 10</div> <div>LOB: 0BB: 0P: 14</div>	<div>R: 0H: 0E: 0K: 2S: 9</div> <div>LOB: 0BB: 0P: 12</div>	<div>R: 0H: 0E: 0K: 1S: 9</div> <div>LOB: 0BB: 0P: 12</div>	<div>R: 0H: 1E: 0K: 2S: 9</div> <div>LOB: 1BB: 0P: 19</div>	<div>R: 0H: 0E: 0K: 0S: 5</div> <div>LOB: 0BB: 0P: 7</div>	<div>R: 0H: 1E: 0K: 1S: 10</div> <div>LOB: 2BB: 1P: 15</div>	<div>R: 0H: 0E: 1K: 0S: 9</div> <div>LOB: 2BB: 1P: 22</div>	<div>R: 1H: 1E: 0K: 1S: 13</div> <div>LOB: 1BB: 1P: 22</div>	<div>1B: 5SF: 02B: 1SAC: 03B: 0DP: 0HR: 0HBP: 1</div>		
<div>PITCHER</div> <div>46 Jeremy Guthrie, R<div>(1, 1)</div><div>ERA: 2.95</div></div> <div>32 Jamie Walker, L<div>(8, 1)</div><div>ERA: 3.94</div></div> <div>Chad Bradford, R<div>(9, 1)</div><div>ERA: 2.6</div></div> <div>John Parrish, L<div>(9, 1)</div><div>ERA: 4.26</div></div> <div>37 Chris Ray, R<div>(11, 1)</div><div>ERA: 4.35</div></div>	<div>IP7.0WLSBF25H4R1ER1SO10BB0IBB0HBP0BLK0WP0HR0S74P112ERA1.29WHIP0.571</div>	<div>IP1.0WLSBF3H0R0ER0SO0BB0IBB0HBP0BLK0WP0HR0S5P7ERA0.00WHIP0.000</div>	<div>IP0.2WLSBF4H1R0ER0SO0BB0IBB0HBP1BLK0WP0HR0S7P10ERA0.00WHIP1.500</div>	<div>IP1.1WLSBF6H0R0ER0SO1BB1IBB0HBP0BLK0WP0HR0S12P27ERA0.00WHIP0.750</div>	<div>IP1.0WLSBF5H1R1ER1SO1BB1IBB0HBP0BLK0WP0HR0S13P22ERA9.00WHIP2.000</div>	<div>PITCHER</div> <div>IPWLSBFHRERSOBBIBBHBPBLKWPHRSPERAWHIP</div>							

Washington Nationals @ Cincinnati Reds
Great American Ball Park, Cincinnati, OH

Batter	1		2		3		4		5		6		7		8		9		AB R H RBI BB SO LOB	BOTTOM		
6 Ryan Freel, R OBP: 0.339, SLG: 0.376 (1, 5) (9, 8)	C X	0-1 	X	0-0 G1-3			B X	1-0 F8					B X	1-2 G4-3	S C X	0-3 K			5 0 1 0 0 1 2	<div>Washington Nationals @ Cincinnati Reds</div> <div>Great American Ball Park, Cincinnati, OH</div> <div>Mon May 21 2007, 7:10 PM EDT</div> <div>Att. 15,271 - Partly Cloudy - 82 F</div> <div>livebaseballscorecards.com</div> <div><div>AB34</div><div>R8</div><div>H12</div><div>RBI8</div><div>BB3</div><div>SO4</div><div>LOB10</div></div> <div></div>		
30 Norris Hopper, R OBP: 0.265, SLG: 0.294 (1, 8) (9, 7)	C B 1 SAFE X	1-1 F9			B C X	1-1 G4-3	C S X	0-2 					B X	1-0 G1-4-3				4 0 1 0 0 0 1				
Ken Griffey Jr., L OBP: 0.406, SLG: 0.553 (1, 9)	C B B X	2-1 F8 1-2			B C B X	2-1 	T C X	0-2 G4-6-3 1-2f					B B B X	3-2 				4 1 2 1 0 0 2				
4 Brandon Phillips, R OBP: 0.330, SLG: 0.495 (1, 4)			X	0-0 F8	C X	0-1 F8			B B S X	2-1 G5-3			F X	0-1 F7				4 0 0 0 0 0 1				
Adam Dunn, L OBP: 0.368, SLG: 0.548 25 David Weathers, R (9, 1)			B X	1-0 	C B B B B	4-2 			X	0-0 P5				M C X	0-2 			3 2 2 0 1 0 0 0 0 0 0 0 0 0				
2 Alex Gonzalez, R OBP: 0.305, SLG: 0.457 (1, 6)			B B B F F F X	3-2 F9	B F B X	2-1 			B S C X	1-2 G3-1				S T C B X	1-2 FC5-4 2B			4 2 1 1 0 0 2				
Scott Hatteberg, L OBP: 0.372, SLG: 0.450 (1, 3)			B B B F F X	3-2 	C X	0-1 					B B B C C B S	3-3 K		B B C B C X	3-2 			4 2 3 4 0 1 0				
26 David Ross, R OBP: 0.245, SLG: 0.333 Javier Valentin, S OBP: 0.333, SLG: 0.391 (8, PH) (9, 2)			C X	0-1 	B B I	4-0 					B B C C B S	3-3 K		C X T T B C B C	1-2 			2 0 1 0 1 1 0 1 1 1 2 0 0 0				
61 Bronson Arroyo, R OBP: 0.125, SLG: 0.087 Victor Santos, R OBP: 0.200, SLG: 0.200 56 Todd Coffey, R 40 Jon Coutlangus, L 9 Juan Castro, R OBP: 0.200, SLG: 0.213 (1, 1) (3, 1) (6, PH) (7, 1) (7, 1) (8, PH) (9, 5)			L B B B F F F B	4-2 	B B C B C X	2-2 L9			B X	1-0 G5-3				S T T B C B C B B	2-3 K			0 0 0 0 1 0 0 1 0 0 0 0 0 2 1 0 1 0 0 0 0 1 0				
Inning Stats	R: 0 E: 0 K: 0 S: 6	H: 1 LOB: 0 BB: 0 P: 9	R: 2 E: 0 K: 0 S: 16	H: 3 LOB: 2 BB: 1 P: 27	R: 3 E: 0 K: 0 S: 15	H: 3 LOB: 2 BB: 2 P: 30	R: 0 E: 0 K: 0 S: 7	H: 1 LOB: 0 BB: 0 P: 8	R: 0 E: 0 K: 0 S: 6	H: 0 LOB: 0 BB: 0 P: 9	R: 0 E: 0 K: 2 S: 7	H: 0 LOB: 0 BB: 0 P: 14	R: 0 E: 0 K: 0 S: 10	H: 1 LOB: 1 BB: 0 P: 15	R: 3 E: 0 K: 2 S: 22	H: 3 LOB: 0 BB: 0 P: 29			1B: 6 2B: 3 3B: 0 HR: 3	SF: 0 SAC: 0 DP: 1 HBP: 0	WP: 0 PB: 0 SB: 0 CS: 1	PA: 37
PITCHER Levale Speigner, R ERA: 6.33 Winston Abreu, R ERA: 3.24 52 Saul Rivera, R ERA: 2.45 Jon Rauch, R ERA: 4.62	(1, 1) (4, 1) (7, 1) (8, 1)	IP 3.0 3.0 1.0 1.0	WLS H 4 L	BF 18 9 4 6	H 7 1 1 3	R 5 0 0 3	ER 5 0 0 3	SO 0 2 0 2	BB 2 0 0 0	IBB 1 0 0 0	HBP 0 0 0 0	BLK 0 0 0 0	WP 0 0 0 0	HR 2 0 0 1	S 37 20 10 22	P 66 31 15 29	ERA 15.00 0.00 0.00 27.00	WHIP 3.000 0.333 1.000 3.000			ERA WHIP	

Batter		1	2	3	4	5	6	7	8	9	AB R H RBI BB SO LOB	BOTTOM																	
6 Ryan Freel, R OBP: 0.331, SLG: 0.366	(1, 8)	F7			G5-3	G5-3			L8		4 0 0 0 0 0 0	<div>Washington Nationals @ Cincinnati Reds</div> <div>Great American Ball Park, Cincinnati, OH</div> <div>Tue May 22 2007, 7:10 PM EDT</div> <div>Att. 16,732 - Clear - 84 F</div>																	
2 Alex Gonzalez, R OBP: 0.304, SLG: 0.448	(1, 6)	F9			HR		P5		G5-3		3 1 0 0 1 0 0																		
Ken Griffey Jr., L OBP: 0.415, SLG: 0.578	(1, 9)	F9			HR		4 E 1B		BB		3 1 2 2 1 0 0																		
4 Brandon Phillips, R OBP: 0.323, SLG: 0.484	(1, 4)		G1-3		G5-3		FC4		P4		4 0 0 0 0 0 2																		
Jeff Conine, R OBP: 0.337, SLG: 0.435	(1, 3)		G5-3		F8		K		28 1B 1B		4 0 1 0 0 1 2																		
Adam Dunn, L OBP: 0.366, SLG: 0.538	(1, 7)		L5				28 FC4-6 BB	K		K	3 0 0 0 1 2 3																		
28 Edwin Encarnación, R OBP: 0.299, SLG: 0.286	(1, 5)			G6-3		FC4-6 26 HR		G3		1-2 1B	4 1 1 0 0 0 1	AB 33																	
26 David Ross, R OBP: 0.248, SLG: 0.362	(1, 2)			K		D 1 SAFE		K		K	3 1 1 2 0 2 0	R 4																	
Scott Hatteberg, L OBP: 0.369, SLG: 0.445	(9, PH)					1-H	HR				1 0 0 0 0 1 2	H 5																	
35 Kirk Saarloos, R	(1, 1)			G5-3				L8		F8	2 0 0 0 0 1 0	RBI 4																	
29 Mike Stanton, L	(6, 1)										0 0 0 0 0 0 0	BB 3																	
56 Todd Coffey, R	(7, 1)										0 0 0 0 0 0 0	SO 7																	
Chad Moeller, R	(7, PH)										1 0 0 0 0 0 0	LOB 12																	
40 Jon Coutlangus, L	(8, 1)										0 0 0 0 0 0 0																		
53 Brad Salmon, L	(8, 1)										0 0 0 0 0 0 0																		
51 Jared Burton, R	(9, 1)										0 0 0 0 0 0 0																		
Javier Valentin, S	(9, PH)										0 0 0 0 0 0 0																		
											1 0 0 0 0 0 2																		
Inning Stats		R: 0 E: 0 K: 0 S: 8	H: 0 LOB: 0 BB: 0 P: 12	R: 0 E: 0 K: 0 S: 13	H: 0 LOB: 0 BB: 0 P: 17	R: 0 E: 0 K: 1 S: 7	H: 0 LOB: 0 BB: 0 P: 10	R: 2 E: 0 K: 0 S: 11	H: 1 LOB: 0 BB: 1 P: 22	R: 2 E: 0 K: 1 S: 12	H: 1 LOB: 0 BB: 1 P: 21	R: 0 E: 1 K: 2 S: 12	H: 1 LOB: 2 BB: 0 P: 18	R: 0 E: 0 K: 1 S: 9	H: 0 LOB: 0 BB: 0 P: 15	R: 0 E: 0 K: 0 S: 8	H: 0 LOB: 1 BB: 1 P: 15	R: 0 E: 0 K: 2 S: 15	H: 2 LOB: 2 BB: 0 P: 24	1B: 3 2B: 0 3B: 0 HR: 2	SF: 0 SAC: 0 DP: 0 HBP: 0	WP: 0 PB: 0 SB: 0 CS: 0	PA: 36						
PITCHER		IP WLS BF H R ER SO BB IBB HBP BLK WP HR S P ERA WHIP																											
47 Matt Chico, L ERA: 5.54	(1, 1)	5.2		23	3	4	4	3	2	0	0	0	0	2	60	95	6.35	0.882											
34 Ray King, L ERA: 6.55	(6, 1)	0.1		1	0	0	0	1	0	0	0	0	0	3	5	0.00	0.000												
43 Jesus Colome, R ERA: 2.12	(7, 1)	2.0	W	7	0	0	0	1	1	0	0	0	0	17	30	0.00	0.500												
32 Chad Cordero, R ERA: 3.54	(9, 1)	1.0		5	2	0	0	2	0	0	0	0	0	15	24	0.00	2.000												

[illegible]

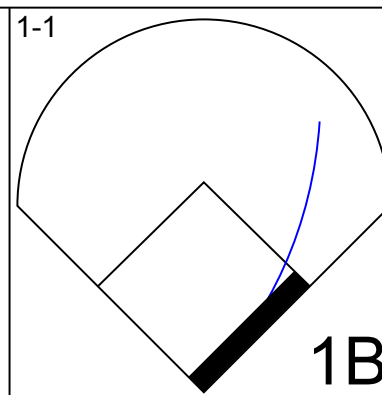
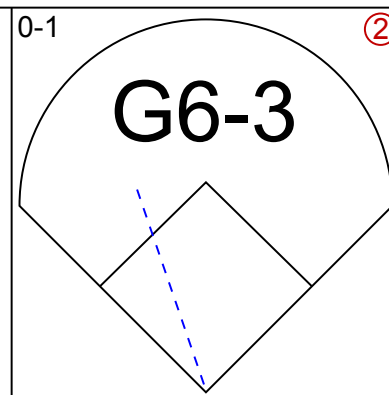
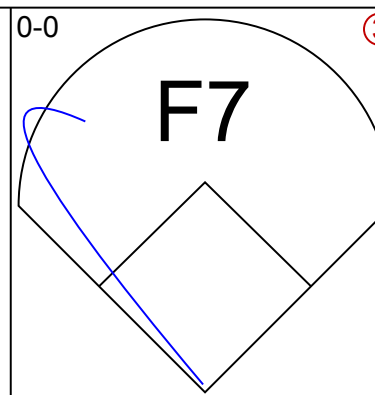
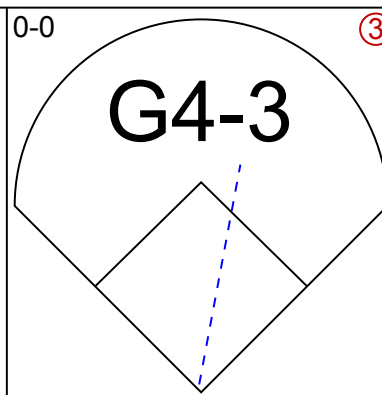
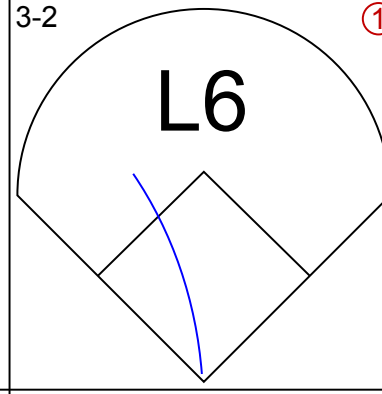
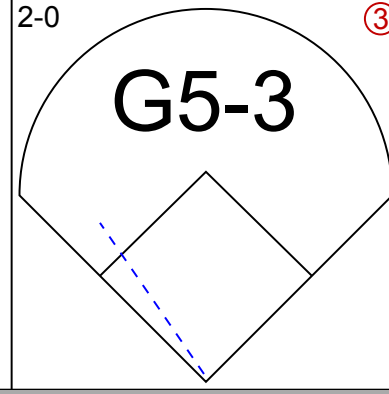
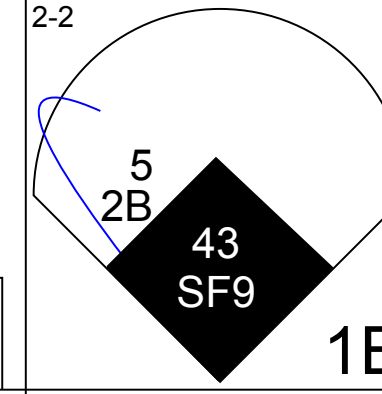
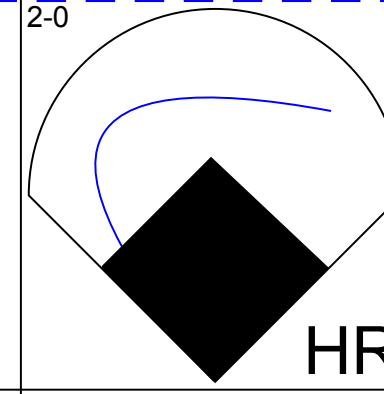
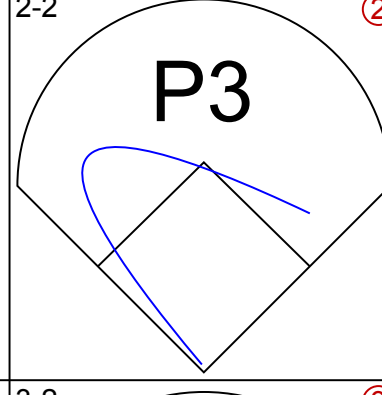
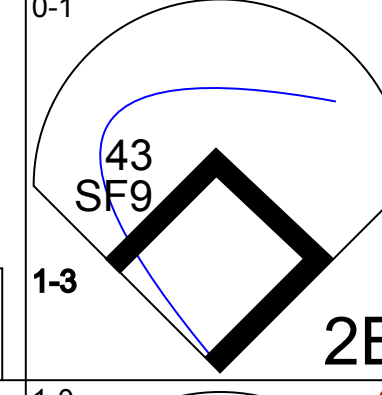
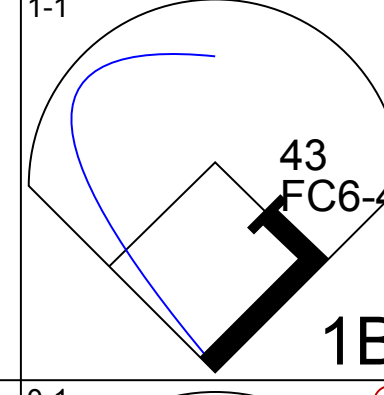
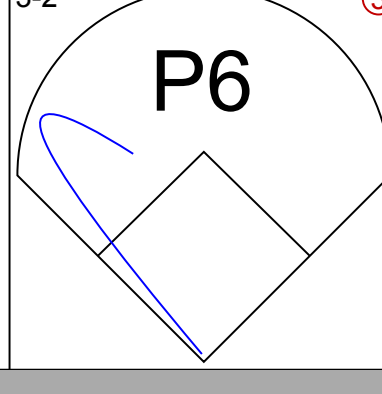
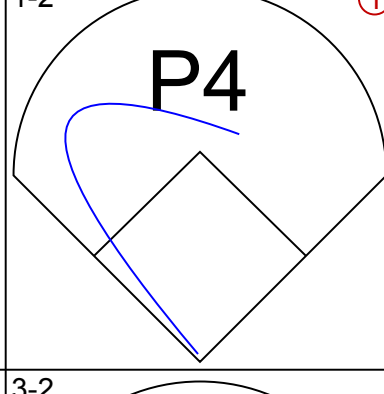
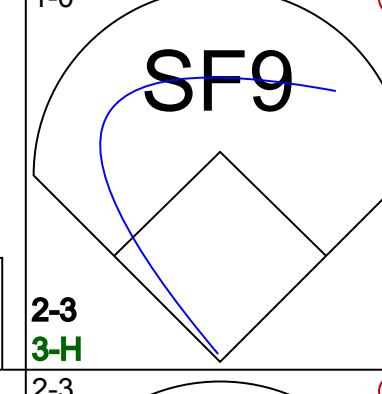
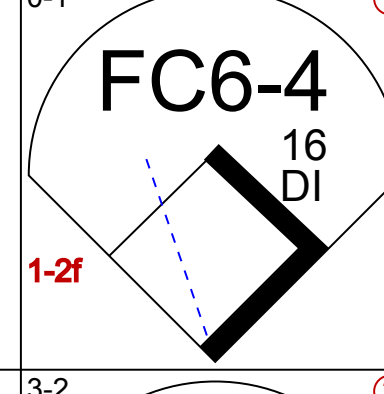
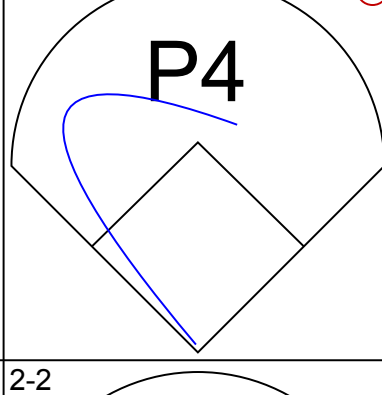
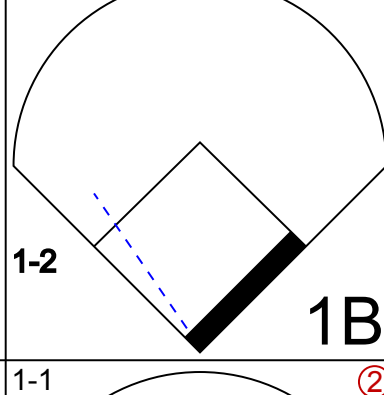
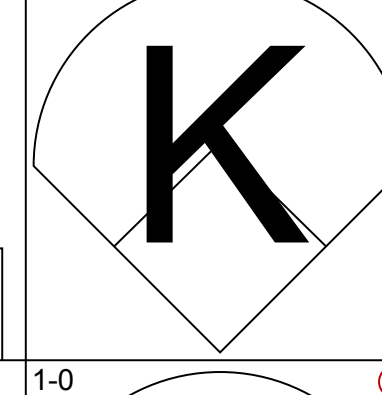
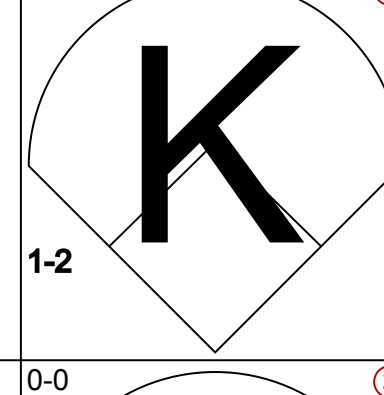
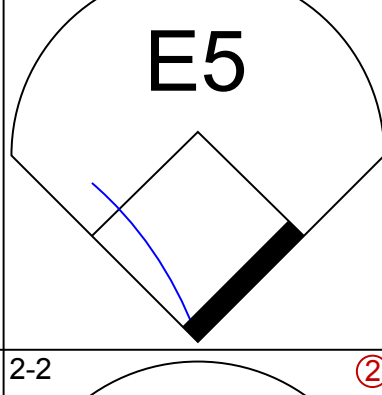
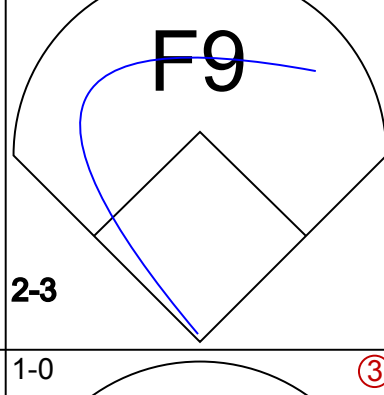
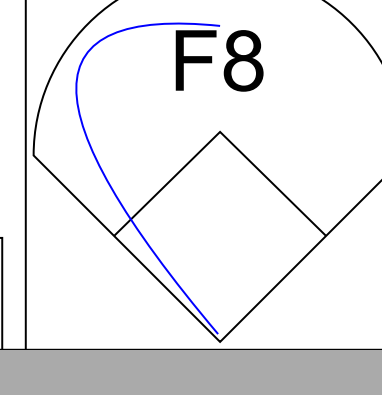
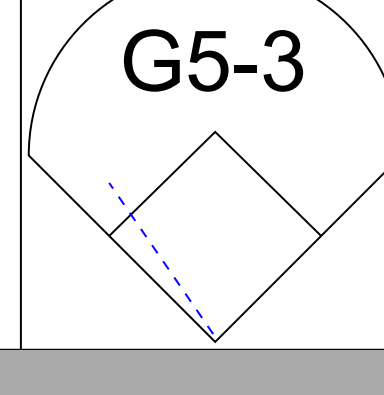
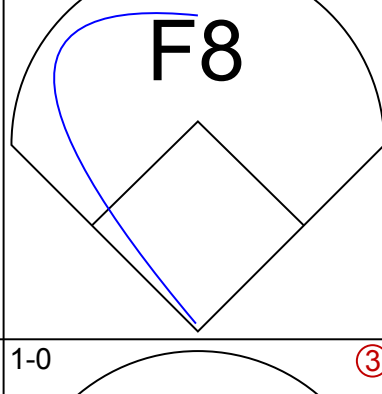
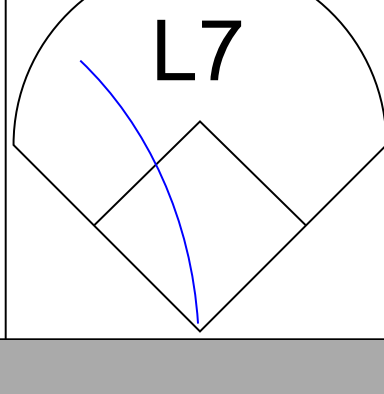
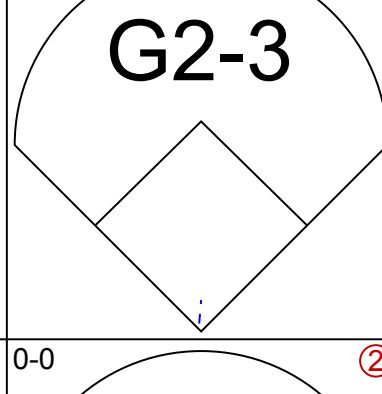
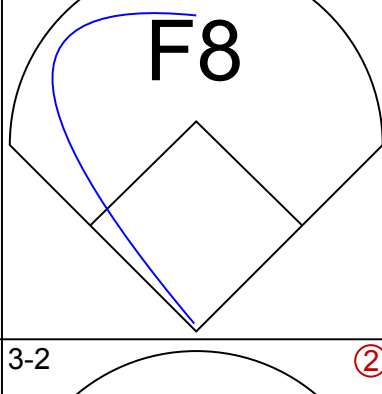
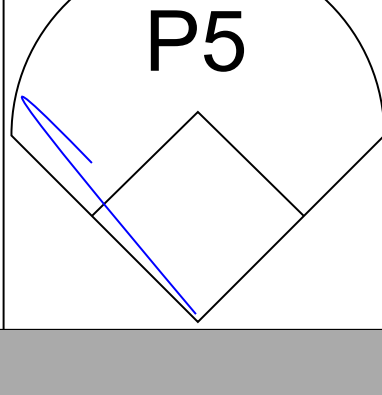
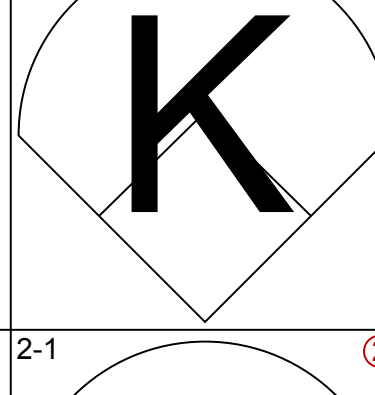
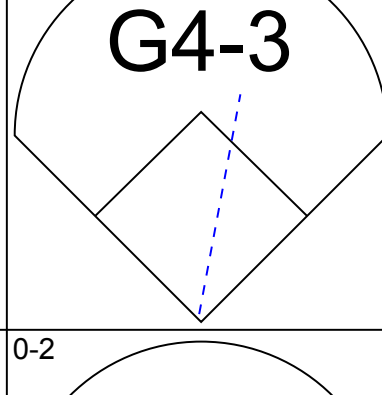
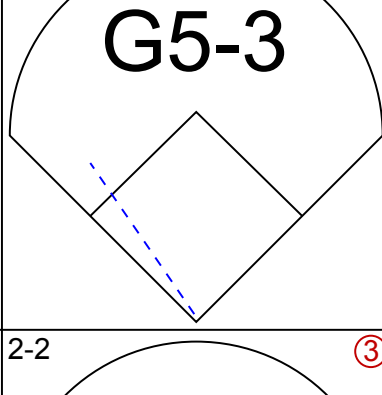
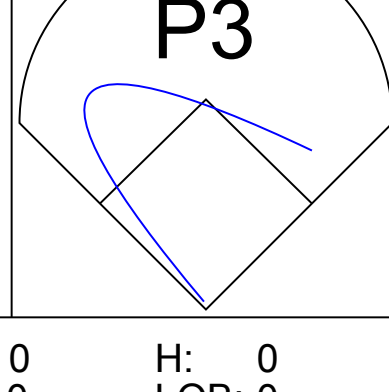
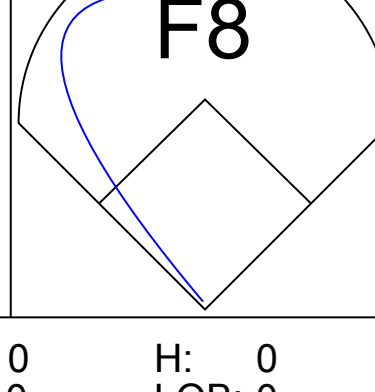
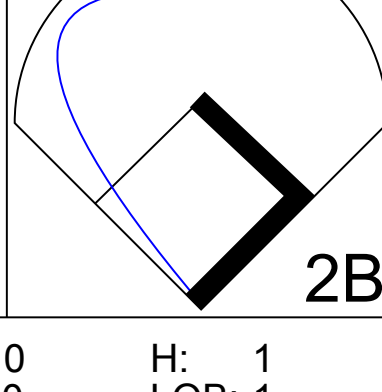
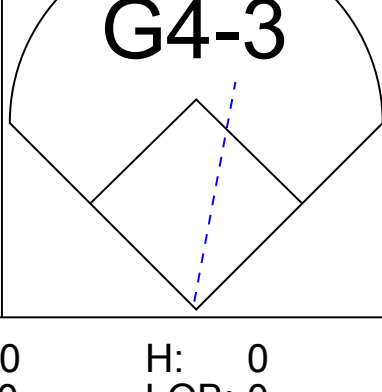
Batter	1												2				3				4				5				6				7				8				9				AB R H RBI BB SO LOB												TOP																															
<div>Felipe Lopez, S<div>(1, 4)</div><div>OBP: 0.298, SLG: 0.365</div></div>	<div>1-1<div>①</div><div>G4-3</div></div>																<div>3-2<div>③</div><div>G6-3</div></div>								<div>1-2<div>11</div><div>FC5-4</div><div>1B</div></div>								<div>1-1<div>11</div><div>G6-4-3</div><div>1B</div></div>								<div>2-2<div>②</div><div>F8</div><div>2-3</div></div>				5 0 2 0 0 0 2												<div>Washington Nationals @ Cincinnati Reds</div> <div>Great American Ball Park, Cincinnati, OH</div> <div>Thu May 24 2007, 7:10 PM EDT</div> <div>Att. 19,541 - Partly Cloudy - 83 F</div>																															
<div>15 Cristian Guzman, S<div>(1, 6)</div><div>OBP: 0.342, SLG: 0.420</div></div>	<div>1-0<div>HR</div></div>																				<div>0-2<div>11</div><div>1B</div><div>1B</div></div>				<div>1-2<div>F8</div></div>								<div>0-3<div>①</div></div>				<div>2-1<div>③</div><div>G4-3</div></div>				5 2 2 1 0 1 4																																															
<div>11 Ryan Zimmerman, R<div>(1, 5)</div><div>OBP: 0.304, SLG: 0.413</div></div>	<div>3-2<div>②</div><div>F8</div></div>																				<div>0-2<div>25</div><div>1B</div><div>1B</div></div>				<div>2-0<div>FC5-4</div><div>1-2f</div></div>								<div>0-0<div>②</div><div>③</div><div>G6-4-3</div><div>1-2f</div></div>								4 1 1 0 0 0 2																																															
<div>Ryan Church, L<div>(1, 7)</div><div>OBP: 0.379, SLG: 0.468</div></div> <div>Ryan Langerhans, L<div>(9, 7)</div><div>OBP: 0.239, SLG: 0.175</div></div>	<div>1-2<div>③</div><div>P3</div></div>																				<div>0-0<div>①</div><div>P5</div></div>								<div>2-2<div>①</div><div>F7</div></div>								<div>2-2<div>①</div><div>L6</div></div>				4 0 0 0 0 0 2 0 0 0 0 0 0 0																																															
<div>25 Austin Kearns, R<div>(1, 9)</div><div>OBP: 0.315, SLG: 0.403</div></div>													<div>1-0<div>①</div><div>P4</div></div>								<div>2-1<div>21</div><div>1B</div><div>1-2</div><div>2-H</div><div>1B</div></div>								<div>1-2<div>21</div><div>2B</div><div>1B</div></div>								<div>1-1<div>②</div><div>G4-3</div></div>				4 1 2 1 0 0 0																																															
<div>21 Dmitri Young, S<div>(1, 3)</div><div>OBP: 0.368, SLG: 0.466</div></div> <div>13 Robert Fick, L<div>(8, 3)</div><div>OBP: 0.302, SLG: 0.226</div></div>													<div>1-2<div>G4-6-3</div><div>1B</div></div>								<div>0-0<div>1-2</div><div>2-H</div><div>1B</div></div>								<div>0-0<div>G4-3</div><div>1-H</div><div>2B</div></div>								<div>2-1<div>③</div><div>F8</div></div>				4 0 3 2 0 0 0 0 0 0 0 0 0 0																																															
<div>Brian Schneider, L<div>(1, 2)</div><div>OBP: 0.319, SLG: 0.324</div></div>													<div>3-1<div>②</div><div>③</div><div>G4-6-3</div><div>1-2f</div></div>								<div>2-1<div>②</div><div>F8</div></div>								<div>0-2<div>②</div><div>G4-3</div><div>2-3</div></div>								<div>1-1<div>①</div><div>G4-3</div></div>				4 0 0 0 0 0 4																																															
<div>Nook Logan, S<div>(1, 8)</div><div>OBP: 0.310, SLG: 0.333</div></div>																	<div>3-3<div>①</div><div>K</div></div>				<div>1-3<div>③</div><div>K</div></div>								<div>4-0<div>IBB</div></div>								<div>2-2<div>F8</div><div>HBP</div><div>1B</div></div>				3 0 1 0 1 2 2																																															
<div>Mike Bacsik, L<div>(1, 1)</div></div> <div>40 Billy Traber, L<div>(8, 1)</div></div> <div>Tony Batista, R<div>(9, PH)</div></div> <div>32 Chad Cordero, R<div>(9, 1)</div></div>																	<div>1-2<div>②</div><div>G5-3</div></div>								<div>1-2<div>①</div><div>G6-3</div></div>				<div>1-2<div>③</div><div>G4-3</div></div>								<div>2-1<div>1B</div><div>HBP</div></div>				3 0 0 0 0 0 2 0																																															
Inning Stats	R: 1 E: 0 K: 0 S: 15				H: 1 LOB: 0 BB: 0 P: 21				R: 0 E: 0 K: 0 S: 6				H: 1 LOB: 0 BB: 0 P: 11				R: 0 E: 0 K: 1 S: 10				H: 0 LOB: 0 BB: 0 P: 17				R: 2 E: 0 K: 1 S: 15				H: 4 LOB: 2 BB: 0 P: 20				R: 0 E: 0 K: 0 S: 12				H: 1 LOB: 1 BB: 0 P: 17				R: 1 E: 0 K: 0 S: 15				H: 2 LOB: 2 BB: 1 P: 23				R: 0 E: 0 K: 1 S: 6				H: 1 LOB: 0 BB: 0 P: 7				R: 0 E: 0 K: 0 S: 7				H: 0 LOB: 0 BB: 0 P: 12				R: 0 E: 0 K: 0 S: 13				H: 1 LOB: 2 BB: 0 P: 22				1B: 9 2B: 1 3B: 0 HR: 1				SF: 0 SAC: 0 DP: 2 HBP: 1				WP: 0 PB: 0 SB: 0 CS: 0				PA: 38			
PITCHER	IP				WLS				BF				H				R				ER				SO				BB				IBB				HBP				BLK				WP				HR				S				P				ERA				WHIP																							
31 Matt Belisle, R <div>ERA: 4.65</div>	(1, 1)				7.0				L				30				10				4				4				3				0				1				0				0				0				0				7				12				0.00				0.000																			
53 Brad Salmon, R <div>ERA: 2.45</div>	(8, 1)				1.0								3				0				0				0				0				0				0				0				0				0				0				0				0				0				0.00				0.000															
40 Jon Coutlangus, L <div>ERA: 5.28</div>	(9, 1)				0.1								2				1				0				0				0				0				0				0				0				0				0				0				0				0.00				3.000																			
38 Gary Majewski, R <div>ERA:</div>	(9, 1)				0.2								3				0				0				0				0				0				0				1				0				0				0				0				0				0.00				0.000																			



Batter	1				2				3				4				5				6				7				8				9				AB R H RBI BB SO LOB								TOP	
<div>Felipe Lopez, S</div> <div>OBP: 0.298, SLG: 0.357</div> <div>(1, 4)</div>	<div>1-2</div> <div>G6-3</div>				<div>1-0</div> <div>G5-3</div>								<div>1-1</div> <div>F7</div>								<div>1-1</div> <div>SF7</div>								<div>1-1</div> <div>FC6-4</div>								4 0 0 1 0 0 3								<div>Washington Nationals @ St. Louis Cardinals</div> <div>Busch Stadium, St. Louis, MO</div> <div>Sat May 26 2007, 6:15 PM CDT</div> <div>Att. 44,270 - Clear - 81 F</div>	
<div>15 Cristian Guzman, S</div> <div>OBP: 0.326, SLG: 0.397</div> <div>(1, 6)</div>	<div>2-2</div> <div>11 1B</div> <div>1B</div>				<div>0-1</div> <div>G4-3</div>								<div>2-1</div> <div>11 G5-4-3</div> <div>1B</div>				<div>1-0</div> <div>G5-3</div>												<div>1-2</div> <div>G6-3</div>				5 1 2 0 0 0 3													
<div>11 Ryan Zimmerman, R</div> <div>OBP: 0.304, SLG: 0.405</div> <div>(1, 5)</div>	<div>1-2</div> <div>25 F8</div> <div>1B</div>								<div>1-1</div> <div>G6-3</div>								<div>3-1</div> <div>G5-4-3</div>								<div>1-2</div> <div>25 G5-4-3</div> <div>1B</div>				<div>2-3</div> <div>K</div>				5 0 2 0 0 1 1													
<div>Ryan Church, L</div> <div>OBP: 0.377, SLG: 0.466</div> <div>(1, 7)</div>	<div>1-0</div> <div>21 BB</div> <div>1B</div>								<div>2-1</div> <div>G4-3</div>								<div>2-1</div> <div>G3-1</div>								<div>0-3</div> <div>K</div>				<div>1-1</div> <div>25 2B</div> <div>2B</div>				5 1 2 1 0 1 1													
<div>25 Austin Kearns, R</div> <div>OBP: 0.325, SLG: 0.416</div> <div>(1, 9)</div>	<div>2-2</div> <div>F8</div>								<div>0-0</div> <div>1B</div>								<div>0-1</div> <div>1B 21 1B</div> <div>FC3-2 1B</div>				<div>0-1</div> <div>G5-4-3</div>				<div>3-2</div> <div>21 1B</div> <div>2B</div>				5 1 3 1 0 0 3																	
<div>21 Dmitri Young, S</div> <div>OBP: 0.391, SLG: 0.475</div> <div>(1, 3)</div> <div>13 Robert Fick, L</div> <div>OBP: 0.302, SLG: 0.226</div> <div>(9, PR)</div>	<div>4-1</div> <div>1-2</div> <div>BB</div>								<div>1-3</div> <div>K</div>								<div>0-0</div> <div>FC3-2 1B</div> <div>1-2 1B</div>								<div>4-1</div> <div>3 FC5-4</div> <div>BB</div>				<div>2-1</div> <div>2-H</div> <div>1B</div>				3 1 2 1 2 1 1 0 0 0 0 0 0 0													
<div>Brian Schneider, L</div> <div>OBP: 0.320, SLG: 0.345</div> <div>(1, 2)</div> <div>3 Jesus Flores, R</div> <div>OBP: 0.391, SLG: 0.368</div> <div>(8, PH)</div> <div>(8, 2)</div>	<div>2-1</div> <div>F9</div>												<div>2-1</div> <div>G4-3</div>								<div>2-1</div> <div>1B FC3-2</div> <div>SF7 1B</div>				<div>1-1</div> <div>FC5-4</div> <div>E FC6</div> <div>SF7</div>				<div>3-2</div> <div>P4</div>				3 1 1 0 0 0 3 2 1 0 0 0 0 2													
<div>Nook Logan, S</div> <div>OBP: 0.320, SLG: 0.383</div> <div>(1, 8)</div>					<div>1-2</div> <div>G3</div>								<div>2-2</div> <div>SH3-4</div> <div>1B</div>								<div>0-1</div> <div>FC3-2</div>								<div>0-0</div> <div>FC6</div> <div>FC6-4</div>								4 0 1 0 0 0 4									
<div>Levale Speigner, R</div> <div>(1, 1)</div> <div>40 Billy Traber, L</div> <div>(4, 1)</div> <div>Ryan Langerhans, L</div> <div>OBP: 0.247, SLG: 0.185</div> <div>(6, PH)</div> <div>Winston Abreu, R</div> <div>(6, 1)</div> <div>Tony Batista, R</div> <div>OBP: 0.294, SLG: 0.231</div> <div>(8, PH)</div> <div>34 Ray King, L</div> <div>(8, 1)</div>					<div>0-3</div> <div>K</div>								<div>3-2</div> <div>SAFE</div> <div>SH3-4</div>								<div>1-0</div> <div>1B</div>				<div>0-0</div> <div>SF7</div>								1 0 0 0 0 1 0 0 0 0 0 0 0 0 1 0 1 1 0 0 0 0 0 0 0 0 0 0 0 0 0 1 0 0 0 0 0 0 0 0 0 0													
Inning Stats	R: 1 E: 0 K: 0 S: 17		H: 3 LOB: 3 BB: 1 P: 30		R: 0 E: 1 K: 1 S: 10		H: 0 LOB: 1 BB: 0 P: 12		R: 0 E: 0 K: 1 S: 8		H: 1 LOB: 1 BB: 0 P: 12		R: 0 E: 0 K: 0 S: 6		H: 1 LOB: 0 BB: 0 P: 13		R: 2 E: 0 K: 0 S: 11		H: 4 LOB: 2 BB: 0 P: 16		R: 0 E: 0 K: 1 S: 8		H: 1 LOB: 0 BB: 0 P: 9		R: 1 E: 1 K: 0 S: 7		H: 0 LOB: 1 BB: 1 P: 13		R: 2 E: 0 K: 1 S: 18		H: 3 LOB: 1 BB: 0 P: 30		1B: 12 2B: 2 3B: 0 HR: 0		SF: 2 SAC: 1 DP: 2 HBP: 0		WP: 1 PB: 0 SB: 0 CS: 0		PA: 43							
PITCHER	IP		WLS		BF		H		R		ER		SO		BB		IBB		HBP		BLK		WP		HR		S		P		ERA		WHIP													
48 Brad Thompson, R	(1, 1)		5.1		W		27		10		3		3		2		1		0		0		1		0		11		14		0.00		0.600													
37 Todd Wellemeyer, R	(6, 1)		1.2				5		1		0		0		1		0		0		0		0		0		4		9		0.00		3.000													
Tyler Johnson, L	(8, 1)		0.1				3		0		1		0		0		1		0		0		0		0		3		4		0.00		0.000													
31 Ryan Franklin, R	(8, 1)		0.2				2		0		0		0		0		0		0		0		0		0		3		4		0.00		0.000													
56 Kelvin Jimenez, R	(9, 1)		0.2				4		2		2		2		1		0		0		0		0		0		11		18		27.00		3.000													

Batter	1				2				3				4				5				6				7				8				9				AB R H RBI BB SO LOB												BOTTOM	
22 David Eckstein, R OBP: 0.331, SLG: 0.329 (1, 6) C X	0-1 G4-3 1B 1				1-0 G6-3 2-3 2								B C B 2 SAFE X 2-1 5 PB 26 FC3 16 BB 1B 2-H				B C B X 3-1 16 FC3-6 1B								B C X 2-1 5 G6-4-3 1B								5 1 3 1 0 0 1												Washington Nationals @ St. Louis Cardinals Busch Stadium, St. Louis, MO Sat May 26 2007, 6:15 PM CDT Att. 44,270 - Clear - 81 F					
16 Chris Duncan, L OBP: 0.355, SLG: 0.513 (1, 7) B X	1-0 G3 1B				2-3 K 3								B B B B 4-0 26 FC3 5 PB 27 2B BB 1-2				X 0-0 FC3-6 5 G6-4-3 1-2f 1								B B X 2-0 F8 1								4 1 0 0 1 1 3																	
5 Albert Pujols, R OBP: 0.361, SLG: 0.480 (1, 3) C X	0-1 26 1B 15 1B 1B								C X 0-1 27 F8 15 1B 1B				C F B B B B 4-2 26 FC3 27 2B BB 1-2 2-3				D B C X 3-1 G6-4-3 1-2f 2 3								C X 0-1 G6-4-3 1-2f 2 3								4 3 2 0 1 0 2																	
26 Scott Spiezio, S OBP: 0.355, SLG: 0.349 So Taguchi, R OBP: 0.312, SLG: 0.329 (1, 9) S X (9, 9)	0-1 27 BB 15 1B 1B								B X 1-0 F9 1-2 1				C B B X 2-1 FC3 27 2B 7 BB 1-2 2-3 3-H								S S X 0-2 G3-1 1								B B X 2-0 F8 1								4 2 1 1 0 0 3 0 0 0 0 0 0 0													
27 Scott Rolen, R OBP: 0.329, SLG: 0.336 (1, 5) B																																																		



Batter	1				2				3				4				5				6				7				8				9				AB R H RBI BB SO LOB								BOTTOM	
<div>So Taguchi, R</div> <div>OBP: 0.309, SLG: 0.324</div> <div>(1, 8)</div> <div><div>B</div><div>C</div><div>X</div></div>	<div>1-1</div> <div></div> <div>1B</div>								<div>0-1</div> <div></div> <div>G6-3</div>								<div>0-0</div> <div></div> <div>F7</div>								<div>0-0</div> <div></div> <div>G4-3</div>												4 0 1 0 0 0 1				<div>Washington Nationals @ St. Louis Cardinals</div> <div>Busch Stadium, St. Louis, MO</div> <div>Sun May 27 2007, 1:15 PM CDT</div> <div>Att. 44,578 - Cloudy - 76 F</div> <div>livebaseballscorecards.com</div>					
<div>26 Scott Spiezio, S</div> <div>OBP: 0.361, SLG: 0.391</div> <div>(1, 7)</div> <div><div>B</div><div>S</div><div>F</div><div>B</div><div>B</div><div>F</div><div>B</div><div>X</div></div>	<div>3-2</div> <div></div> <div>L6</div>								<div>2-0</div> <div></div> <div>G5-3</div>								<div>2-2</div> <div></div> <div>5 2B 43 SF9 1B</div>								<div>2-0</div> <div></div> <div>HR</div>				4 2 2 1 0 0 1																	
<div>5 Albert Pujols, R</div> <div>OBP: 0.368, SLG: 0.492</div> <div>(1, 3)</div> <div><div>B</div><div>C</div><div>B</div><div>F</div><div>X</div></div>	<div>2-2</div> <div></div> <div>P3</div>												<div>0-1</div> <div></div> <div>43 SF9 1-3 2B</div>								<div>1-1</div> <div></div> <div>43 FC6-4 1B</div>				4 0 3 0 0 0 1																					
<div>43 Juan Encarnacion, R</div> <div>OBP: 0.262, SLG: 0.275</div> <div>(1, 9)</div> <div><div>B</div><div>B</div><div>F</div><div>C</div><div>D</div><div>X</div></div>	<div>3-2</div> <div></div> <div>P6</div>								<div>1-2</div> <div></div> <div>P4</div>								<div>1-0</div> <div></div> <div>SF9</div>								<div>0-1</div> <div></div> <div>FC6-4 16 DI 1-2f</div>				3 0 0 1 0 0 3																	
<div>27 Scott Rolen, R</div> <div>OBP: 0.329, SLG: 0.336</div> <div>(1, 5)</div> <div><div>B</div><div>X</div><div>T</div><div>C</div></div>					<div>1-2</div> <div></div> <div>P4</div>								<div>1 SAFE</div> <div></div> <div>1-2 1B</div>								<div>2-3</div> <div></div> <div>K</div>								<div>3-2</div> <div></div> <div>K</div>				3 0 1 0 0 1 1 1 0 0 0 0 1 1													
<div>4 Yadier Molina, R</div> <div>OBP: 0.340, SLG: 0.349</div> <div>(1, 2)</div> <div><div>B</div><div>C</div><div>C</div><div>T</div><div>B</div><div>B</div><div>T</div><div>X</div></div>					<div>2-2</div> <div></div> <div>E5</div>								<div>1-1</div> <div></div> <div>F9</div>								<div>1-0</div> <div></div> <div>F8</div>								<div>0-0</div> <div></div> <div>G5-3</div>				4 0 0 0 0 0 4													
<div>Aaron Miles, S</div> <div>OBP: 0.312, SLG: 0.318</div> <div>(1, 6)</div> <div><div>B</div><div>B</div><div>T</div><div>C</div><div>T</div><div>C</div><div>T</div><div>X</div></div>					<div>2-2</div> <div></div> <div>F8</div>								<div>1-0</div> <div></div> <div>L7</div>												<div>1-1</div> <div></div> <div>G2-3</div>								<div>1-2</div> <div></div> <div>F8</div>				4 0 0 0 0 0 3									
<div>7 Adam Kennedy, L</div> <div>OBP: 0.290, SLG: 0.305</div> <div>(1, 4)</div> <div><div>B</div><div>X</div></div>					<div>1-0</div> <div></div> <div>P5</div>												<div>1-3</div> <div></div> <div>K</div>								<div>0-0</div> <div></div> <div>G4-3</div>								<div>3-2</div> <div></div> <div>G5-3</div>				4 0 0 0 0 1 1									
<div>50 Adam Wainwright, R</div> <div>OBP: 0.333, SLG: 0.412</div> <div>(1, 1)</div> <div><div>B</div><div>C</div><div>B</div><div>B</div><div>T</div><div>X</div></div>					<div>0-0</div> <div></div> <div>P3</div>								<div>2-1</div> <div></div> <div>F8</div>								<div>0-2</div> <div></div> <div>2B</div>								<div>2-2</div> <div></div> <div>G4-3</div>				2 0 0 0 0 0 0 1 0 1 0 1 0 0 0 0 0 0													
<div>47 Ryan Ludwick, R</div> <div>OBP: 0.273, SLG: 0.286</div> <div>(7, PH)</div> <div><div>B</div><div>C</div><div>B</div><div>B</div><div>T</div><div>X</div></div>																																	<div>WP: 0 PA: 36</div> <div>PB: 0</div> <div>SB: 0</div> <div>CS: 0</div>													
<div>36 Russ Springer, R</div> <div>OBP: 0.273, SLG: 0.286</div> <div>(8, 1)</div> <div><div>B</div><div>C</div><div>B</div><div>B</div><div>T</div><div>X</div></div>																																														
<div>34 Randy Flores, L</div> <div>OBP: 0.273, SLG: 0.286</div> <div>(8, 1)</div> <div><div>B</div><div>C</div><div>B</div><div>B</div><div>T</div><div>X</div></div>																																														
<div>46 Troy Cate, L</div> <div>OBP: 0.273, SLG: 0.286</div> <div>(8, 1)</div> <div><div>B</div><div>C</div><div>B</div><div>B</div><div>T</div><div>X</div></div>																																														
<div>15 Jim Edmonds, L</div> <div>OBP: 0.300, SLG: 0.326</div> <div>(9, PH)</div> <div><div>B</div><div>C</div><div>B</div><div>B</div><div>T</div><div>X</div></div>																																														
<div>Inning Stats</div>	<div>R: 0</div> <div>E: 0</div> <div>K: 0</div> <div>S: 13</div> <div>H: 1</div> <div>LOB: 1</div> <div>BB: 0</div> <div>P: 22</div>				<div>R: 0</div> <div>E: 1</div> <div>K: 0</div> <div>S: 13</div> <div>H: 0</div> <div>LOB: 1</div> <div>BB: 0</div> <div>P: 19</div>				<div>R: 0</div> <div>E: 0</div> <div>K: 0</div> <div>S: 4</div> <div>H: 0</div> <div>LOB: 0</div> <div>BB: 0</div> <div>P: 6</div>				<div>R: 0</div> <div>E: 0</div> <div>K: 0</div> <div>S: 12</div> <div>H: 2</div> <div>LOB: 2</div> <div>BB: 0</div> <div>P: 21</div>				<div>R: 0</div> <div>E: 0</div> <div>K: 1</div> <div>S: 7</div> <div>H: 0</div> <div>LOB: 0</div> <div>BB: 0</div> <div>P: 10</div>				<div>R: 1</div> <div>E: 0</div> <div>K: 1</div> <div>S: 12</div> <div>H: 2</div> <div>LOB: 1</div> <div>BB: 0</div> <div>P: 18</div>				<div>R: 0</div> <div>E: 0</div> <div>K: 0</div> <div>S: 7</div> <div>H: 1</div> <div>LOB: 1</div> <div>BB: 0</div> <div>P: 8</div>				<div>R: 1</div> <div>E: 0</div> <div>K: 1</div> <div>S: 9</div> <div>H: 2</div> <div>LOB: 1</div> <div>BB: 0</div> <div>P: 15</div>				<div>R: 0</div> <div>E: 0</div> <div>K: 0</div> <div>S: 10</div> <div>H: 0</div> <div>LOB: 0</div> <div>BB: 0</div> <div>P: 16</div>				<div>1B: 5</div> <div>2B: 2</div> <div>3B: 0</div> <div>HR: 1</div> <div>SF: 1</div> <div>SAC: 0</div> <div>DP: 0</div> <div>HBP: 0</div>									
<div>PITCHER</div> <div>47 Matt Chico, L</div> <div>ERA: 5.13</div> <div>(1, 1)</div>	<div>IP</div> <div>4.0</div> <div>WLS</div> <div>W</div> <div>BF</div> <div>16</div> <div>H</div> <div>3</div> <div>R</div> <div>0</div> <div>ER</div> <div>0</div> <div>SO</div> <div>0</div> <div>BB</div> <div>0</div> <div>IBB</div> <div>0</div> <div>HBP</div> <div>0</div> <div>BLK</div> <div>0</div> <div>WP</div> <div>0</div> <div>HR</div> <div>0</div> <div>S</div> <div>42</div> <div>P</div> <div>68</div> <div>ERA</div> <div>0.00</div> <div>WHIP</div> <div>0.750</div>	<div>IP</div> <div>2.0</div> <div>WLS</div> <div>W</div> <div>BF</div> <div>8</div> <div>H</div> <div>2</div> <div>R</div> <div>1</div> <div>ER</div> <div>1</div> <div>SO</div> <div>2</div> <div>BB</div> <div>0</div> <div>IBB</div> <div>0</div> <div>HBP</div> <div>0</div> <div>BLK</div> <div>0</div> <div>WP</div> <div>0</div> <div>HR</div> <div>0</div> <div>S</div> <div>19</div> <div>P</div> <div>28</div> <div>ERA</div> <div>4.50</div> <div>WHIP</div> <div>1.000</div>	<div>IP</div> <div>1.0</div> <div>WLS</div> <div>H</div> <div>BF</div> <div>4</div> <div>H</div> <div>1</div> <div>R</div> <div>0</div> <div>ER</div> <div>0</div> <div>SO</div> <div>0</div> <div>BB</div> <div>0</div> <div>IBB</div> <div>0</div> <div>HBP</div> <div>0</div> <div>BLK</div> <div>0</div> <div>WP</div> <div>0</div> <div>HR</div> <div>0</div> <div>S</div> <div>7</div> <div>P</div> <div>8</div> <div>ERA</div> <div>0.00</div> <div>WHIP</div> <div>1.000</div>	<div>IP</div> <div>1.0</div> <div>WLS</div> <div></div> <div>BF</div> <div>5</div> <div>H</div> <div>2</div> <div>R</div> <div>1</div> <div>ER</div> <div>1</div> <div>SO</div> <div>1</div> <div>BB</div> <div>0</div> <div>IBB</div> <div>0</div> <div>HBP</div> <div>0</div> <div>BLK</div> <div>0</div> <div>WP</div> <div>0</div> <div>HR</div> <div>1</div> <div>S</div> <div>9</div> <div>P</div> <div>15</div> <div>ERA</div> <div>2.000</div> <div>WHIP</div> <div>2.000</div>	<div>IP</div> <div>1.0</div> <div>WLS</div> <div></div> <div>BF</div> <div>3</div> <div>H</div> <div>0</div> <div>R</div> <div>0</div> <div>ER</div> <div>0</div> <div>SO</div> <div>0</div> <div>BB</div> <div>0</div> <div>IBB</div> <div>0</div> <div>HBP</div> <div>0</div> <div>BLK</div> <div>0</div> <div>WP</div> <div>0</div> <div>HR</div> <div>0</div> <div>S</div> <div>10</div> <div>P</div> <div>16</div> <div>ERA</div> <div>0.000</div> <div>WHIP</div> <div>0.000</div>																																									

Los Angeles Dodgers @ Washington Nationals
Robert F. Kennedy Memorial Stadium, Washington, DC

Tue May 29 2007, 7:05 PM EDT
Att. 18,485 - Clear - 79 F

AB	40
R	10
H	16
RBI	9
BB	1
SO	3
LOB	12



Los Angeles Dodgers @ Washington Nationals
Robert F. Kennedy Memorial Stadium, Washington, DC

Wed May 30 2007, 7:05 PM EDT
Att. 22,360 - Clear - 84 F

Att. 22,360 - Clear - 84 F

AB	35
R	5
H	8
RBI	5
BB	2
SO	4
LOB	11



Batter	1	2	3	4	5	6	7	8	9	AB R H RBI BB SO LOB	BOTTOM
Felipe Lopez, S OBP: 0.307, SLG: 0.368 (1, 4) C F B B B X	3-2 G3 ① 		2-1 15 CS 1B 			2-1 G3-1 ② 		1-1 F9 ③ 		4 0 1 0 0 0 0	<div>Los Angeles Dodgers @ Washington Nationals</div> <div>Robert F. Kennedy Memorial Stadium, Washington, DC</div> <div>livebaseballscorecards.com</div> <div><div>AB29</div><div>R0</div><div>H4</div><div>RBI0</div><div>BB2</div><div>SO7</div><div>LOB6</div></div> <div></div>
15 Cristian Guzman, S OBP: 0.319, SLG: 0.384 (1, 6) B C S B B X	3-2 G5-3 ② 		1-3 SAFE ③ 1-2 			1-2 		2-2 11 G4-6-3 1B 		4 0 2 0 0 1 1	
11 Ryan Zimmerman, R OBP: 0.304, SLG: 0.391 (1, 5) B B C B B	4-1 					2-3 ③ 		0-2 SAFE ① ② G4-6-3 1-2f 		3 0 0 0 1 2 2	
21 Dmitri Young, S OBP: 0.377, SLG: 0.455 (1, 3) X	0-0 G4-3 ③ 					0-2 ② G6-3 		2-0 F8 ① 		4 0 0 0 0 1 1	
25 Austin Kearns, R OBP: 0.318, SLG: 0.401 (1, 9)						2-2 ③ G6-3 		2-2 ② G5-3 		3 0 0 0 0 0 0	
Ryan Church, L OBP: 0.369, SLG: 0.445 (1, 7) X						0-2 ① G3 		4-2 FC4-6 BB 		2 0 1 0 1 0 0	
Brian Schneider, L OBP: 0.314, SLG: 0.338 (1, 2) C B B B X						3-2 ② G3 		1-1 ③ FC4-6 1-2f 		3 0 0 0 0 0 2	
Nook Logan, S OBP: 0.276, SLG: 0.327 (1, 8)						1-3 ③ 		0-3 ① K 		3 0 0 0 0 2 0	
Mike Bacsik, L Ryan Langerhans, L 34 Ray King, L 52 Saul Rivera, S Tony Batista, R 43 Jesus Colome, R (1, 1) (6, PH) (7, 1) (7, 1) (8, PH) (9, 1)						2-3 ② K 		0-1 ② F8 		1 0 0 0 0 1 0 1 0 1 0 0 0 0 0 0 0 0 0 0 0 0 0	
Inning Stats	R: 0 E: 0 K: 0 S: 8 H: 0 LOB: 1 BB: 1 P: 18	R: 0 E: 0 K: 0 S: 8 H: 1 LOB: 0 BB: 0 P: 14	R: 0 E: 0 K: 2 S: 12 H: 1 LOB: 1 BB: 0 P: 20	R: 0 E: 0 K: 1 S: 9 H: 0 LOB: 0 BB: 0 P: 14	R: 0 E: 0 K: 1 S: 9 H: 0 LOB: 0 BB: 0 P: 13	R: 0 E: 0 K: 1 S: 10 H: 1 LOB: 1 BB: 0 P: 17	R: 0 E: 0 K: 0 S: 8 H: 0 LOB: 1 BB: 1 P: 17	R: 0 E: 0 K: 1 S: 7 H: 0 LOB: 0 BB: 0 P: 8	R: 0 E: 0 K: 1 S: 12 H: 1 LOB: 0 BB: 0 P: 16	1B: 4 2B: 0 3B: 0 HR: 0 SF: 0 SAC: 0 DP: 1 HBP: 0	WP: 0 PB: 0 SB: 0 CS: 2 PA: 31
PITCHER Derek Lowe, R ERA: 3.32 Joe Beimel, L ERA: 3.91 Rudy Seanez, R ERA: 2.77	IP 7.0 WLS W BF 25 H 3 R 0 ER 0 SO 5 BB 2 IBB 0 HBP 0 BLK 0 WP 0 HR 0 S 64 P 113 ERA 0.00 WHIP 0.714						PITCHER IP WLS BF H R ER SO BB IBB HBP BLK WP HR S P ERA WHIP				

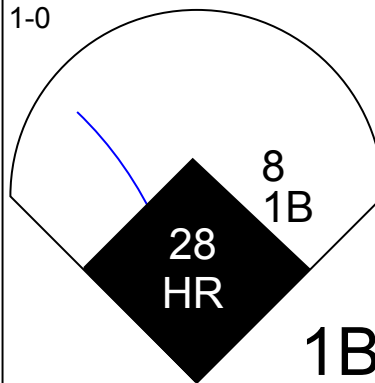
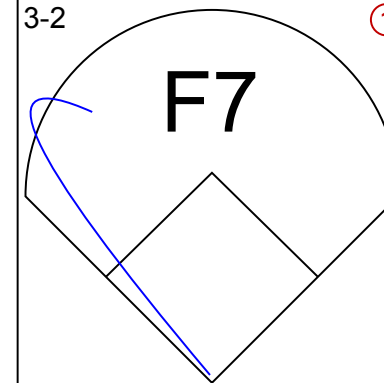
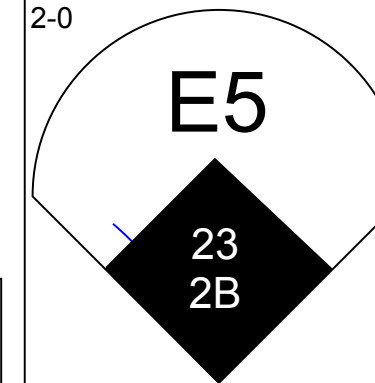
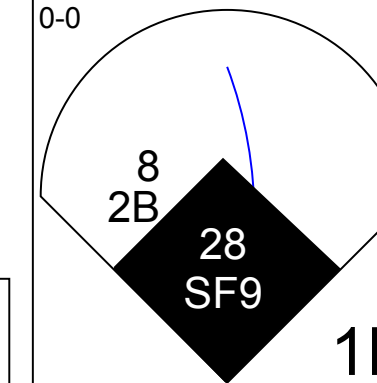
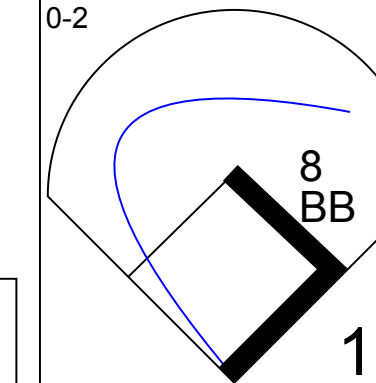
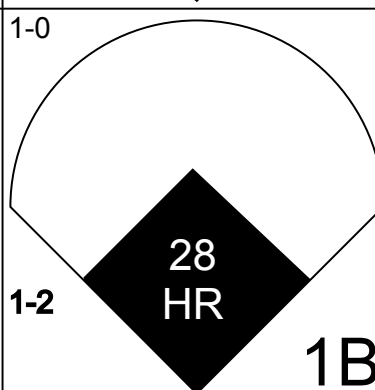
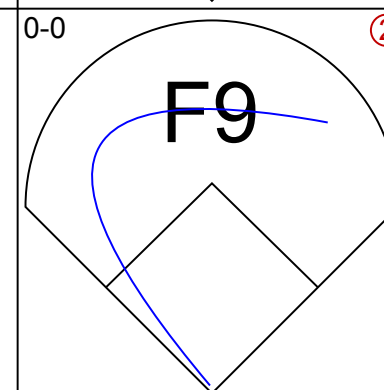
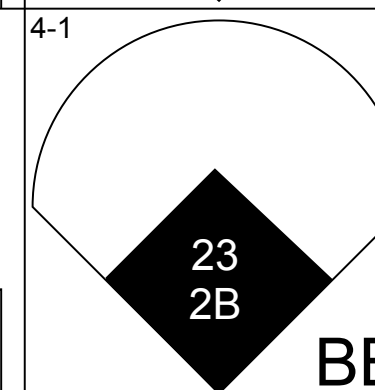
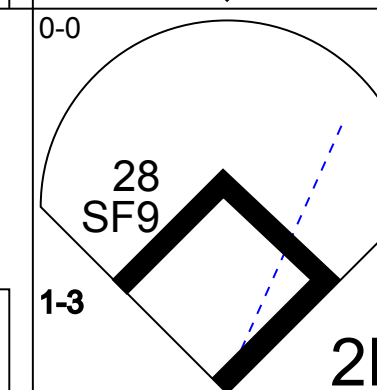
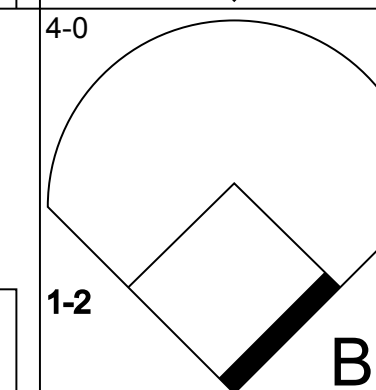
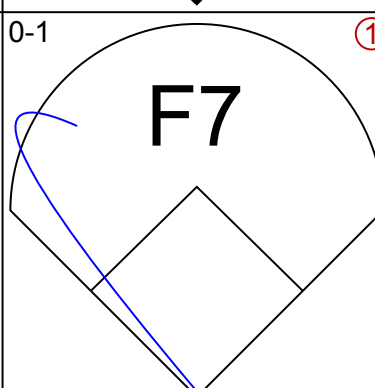
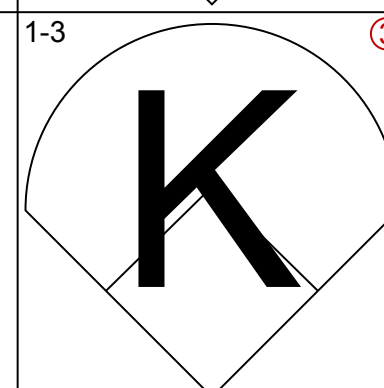
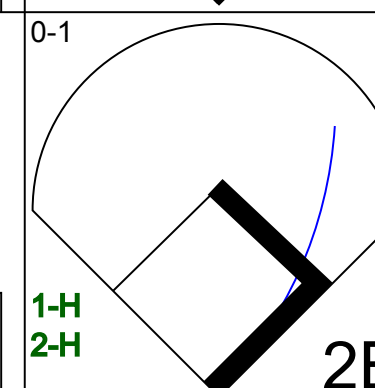
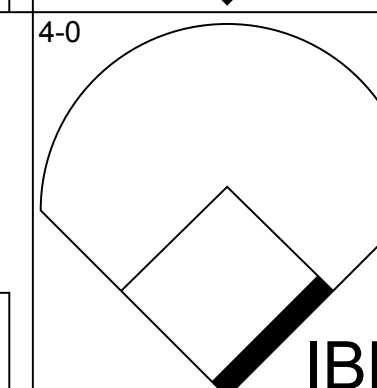
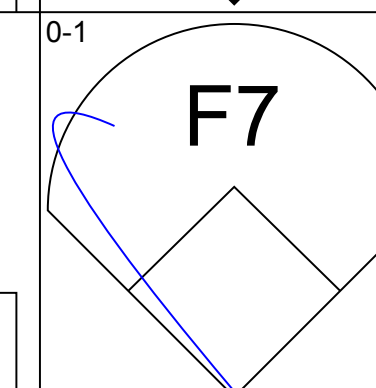
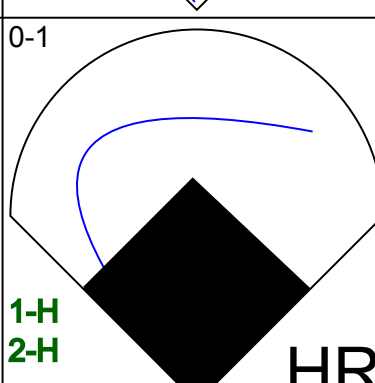
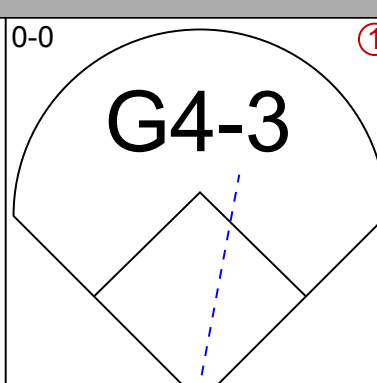
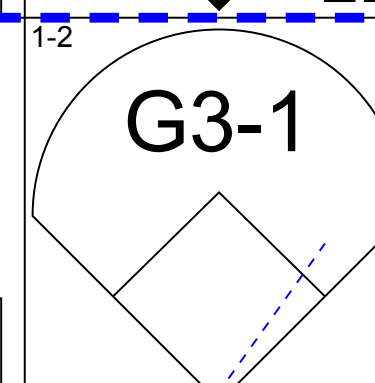
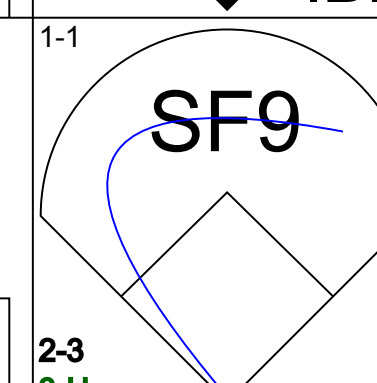
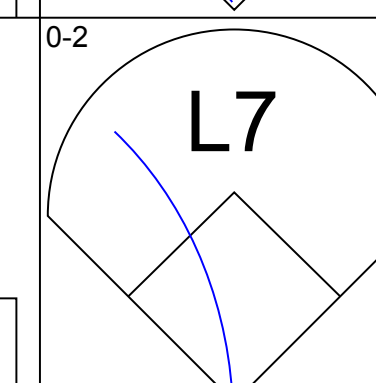
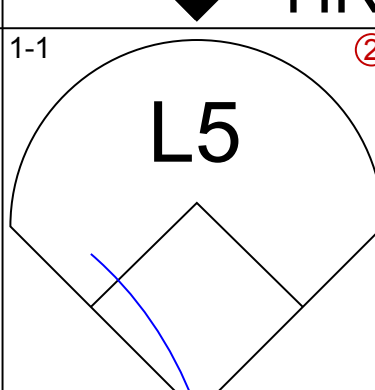
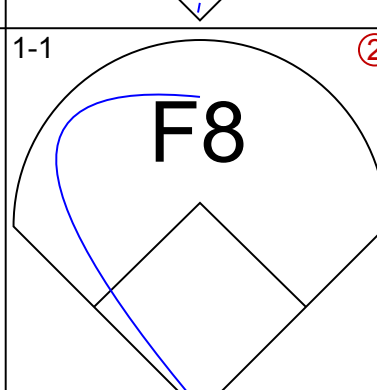
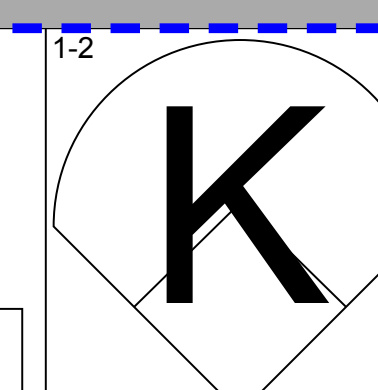
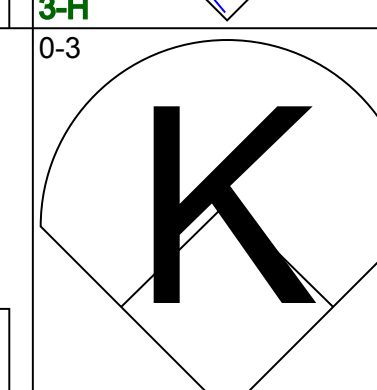
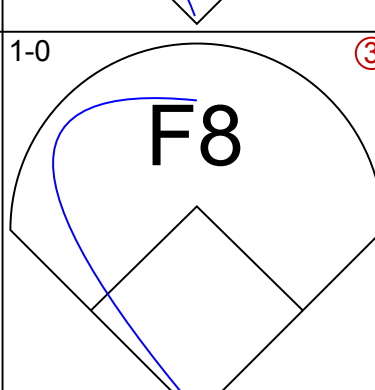
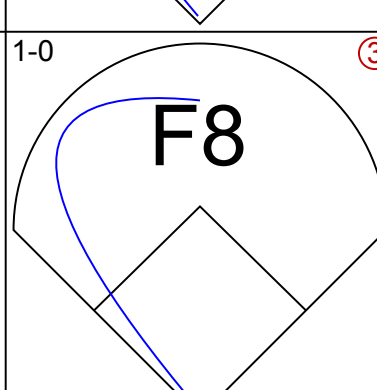
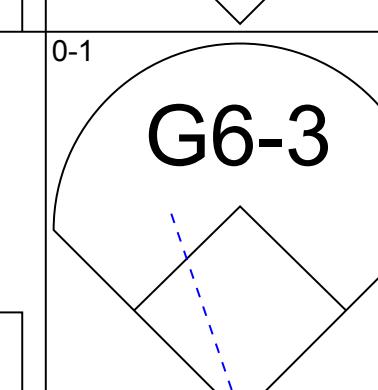
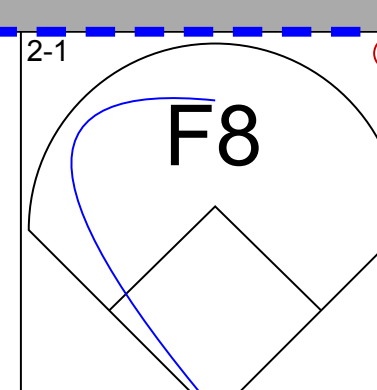
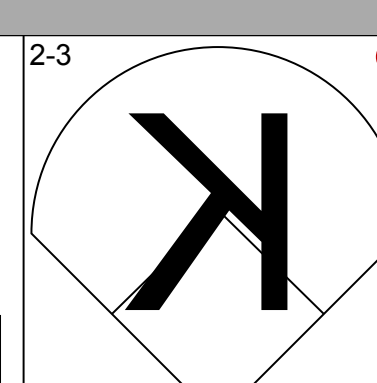
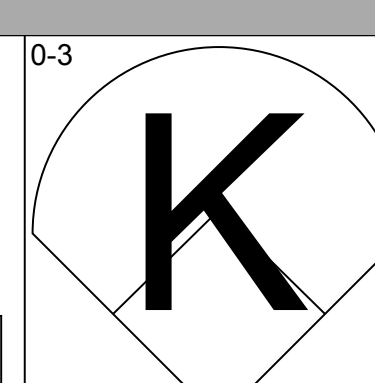
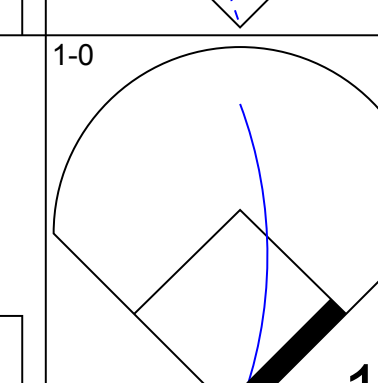
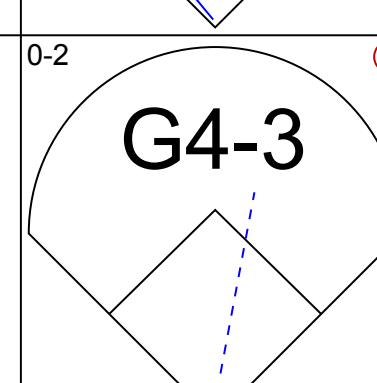
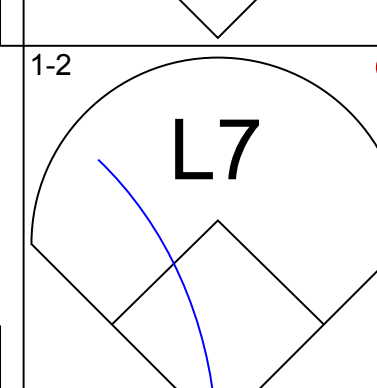
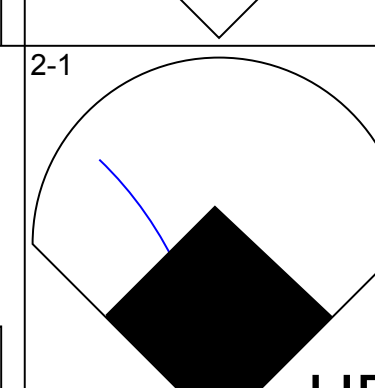
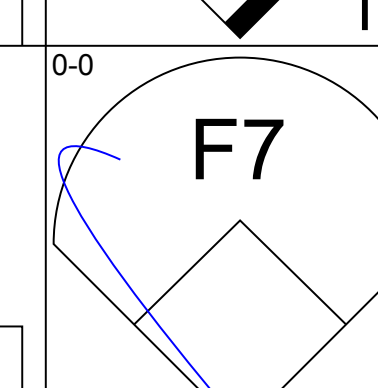
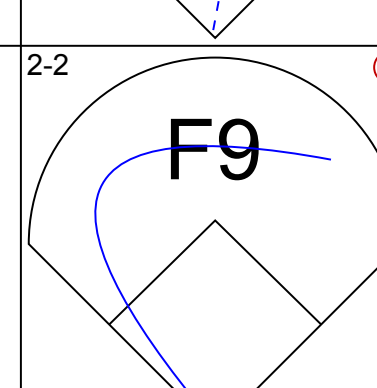
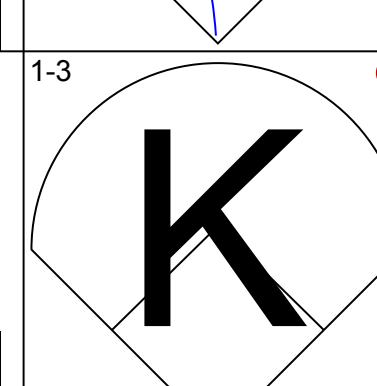
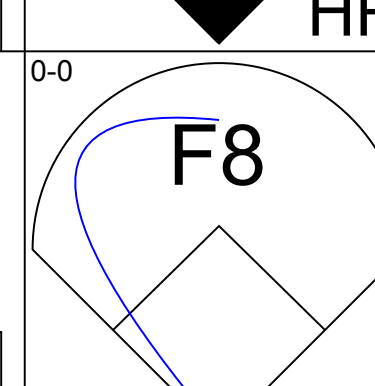
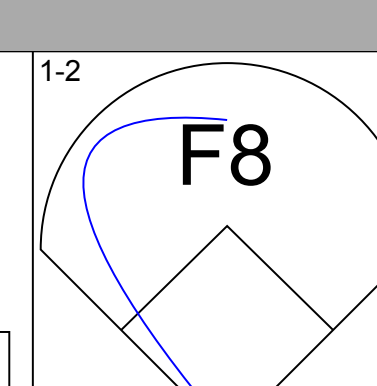
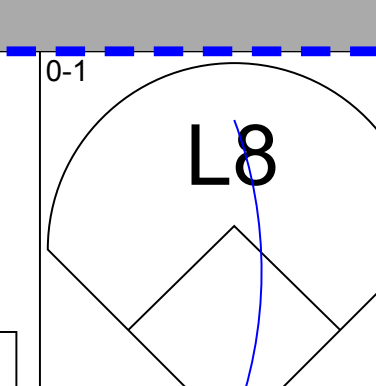
Batter	1				2				3				4				5				6				7				8				9				AB R H RBI BB SO LOB								TOP									
15 Rafael Furcal, S OBP: 0.372, SLG: 0.374 (1, 6) C X	0-1 G5-3 ①								1-1 G5-3 ③												4-2 B FC3-6 9 BB S B T T F F F				X 0-0 F9 ②								1-2 G3 ③				4 0 0 0 1 0 2								Los Angeles Dodgers @ Washington Nationals Robert F. Kennedy Memorial Stadium, Washington, DC livebaseballscorecards.com									
9 Juan Pierre, L OBP: 0.307, SLG: 0.329 (1, 8) C B X	1-2 G4-3 ②												3-2 P4 ①								1-0 FC3-6 5 1B B X				3-1 G4-3 ③								4 1 0 0 0 0 3																					
5 Nomar Garciaparra, R OBP: 0.335, SLG: 0.354 (1, 3) S X	0-1 G3-1 ③												1-2 L7 ②								2-1 SAFE 1B B F 1 B X								0-2 G6-3 ①				4 0 1 1 0 0 0																					
12 Jeff Kent, R OBP: 0.353, SLG: 0.481 (1, 4)					2-1 F8 ①								1-0 G5-3 ③								0-1 P3 ②								0-0 F8 ②				4 0 0 0 0 0 2																					
Luis Gonzalez, L OBP: 0.381, SLG: 0.453 (1, 7)					0-1 F8 ②												0-1 P5 ①				1-1 1B B F X								0-1 2B C X				4 0 2 1 0 0 0																					
55 Russell Martin, R OBP: 0.382, SLG: 0.472 (1, 2)					1-0 HR B X												4-1 BB C B B B B				3-2 G6-3 ③								1-3 K B C F X				3 1 1 1 1 1 3																					
28 Andy LaRoche, R OBP: 0.444, SLG: 0.270 Joe Beimel, L (7, 1) 51 Jonathan Broxton, R Rudy Seanez, R Brady Clark, R OBP: 0.321, SLG: 0.319 (9, PH)	1-1 CS 16 1B C B X								1-1 L5 ①								1-2 K ②								3-2 16 1B 6 SF8 2B B C B C B X								4-2 6 FC6-4 BB B C B B B				2 0 1 0 0 1 1 0 1 0 0																	
16 Andre Ethier, L OBP: 0.311, SLG: 0.414 (1, 9)	1-1 CS 1-2 C B								1-1 K ②								3-2 P6 ③								3-2 2-3 1B B B B O L T L X								2-3 K ①				4 0 1 0 0 1 2																	
Mark Hendrickson, L 43 Yhency Brazoban, R Brett Tomko, R 6 Tony Abreu, S Wilson Betemit, S OBP: 0.321, SLG: 0.420 (7, PH)									3-3 K ②												1-1 FC3-6 9 5 1B 2B C B X				X 0-0 SF8 ①								0-2 FC6-4 ②				1 0 0 0 0 1 0 0 0 0 0 0 0 0 0 0 0 0 0 0 0 2 1 1 1 0 0 1 1 1 1 0 0 0 0																	
Inning Stats	R: 0 E: 0 K: 0 S: 7		H: 0 LOB: 0 BB: 0 P: 8		R: 1 E: 0 K: 0 S: 8		H: 2 LOB: 0 BB: 0 P: 13		R: 0 E: 0 K: 1 S: 8		H: 0 LOB: 0 BB: 0 P: 13		R: 0 E: 0 K: 0 S: 7		H: 0 LOB: 0 BB: 0 P: 12		R: 0 E: 0 K: 1 S: 9		H: 0 LOB: 1 BB: 1 P: 17		R: 2 E: 0 K: 0 S: 19		H: 3 LOB: 2 BB: 1 P: 31		R: 1 E: 0 K: 0 S: 12		H: 2 LOB: 1 BB: 0 P: 21		R: 0 E: 0 K: 1 S: 12		H: 1 LOB: 1 BB: 0 P: 13		R: 0 E: 0 K: 1 S: 15		H: 0 LOB: 1 BB: 1 P: 22		1B: 4 2B: 3 3B: 0 HR: 1		SF: 1 SAC: 0 DP: 0 HBP: 0		WP: 0 PB: 0 SB: 0 CS: 1		PA: 38											
PITCHER	IP	WLS	BF	H	R	ER	SO	BB	IBB	HBP	BLK	WP	HR	S	P	ERA	WHIP	PITCHER																		IP	WLS	BF	H	R	ER	SO	BB	IBB	HBP	BLK	WP	HR	S	P	ERA	WHIP		
59 Micah Bowie, L ERA: 4.11 (1, 1)	5.1	W	20	3	3	3	2	2	0	0	0	0	1	48	78	5.06	0.938																																					
52 Saul Rivera, R ERA: 3.9 (6, 1)	0.1		3	2	0	0	0	0	0	0	0	0	0	6	9	0.00	6.000																																					
43 Jesus Colome, R ERA: 2.31 (6, 1)	1.1	H	6	2	1	1	0	0	0	0	0	0	0	16	28	6.75	1.500																																					
Jon Rauch, R ERA: 5.27 (8, 1)	1.0	H	4	1	0	0	1	0	0	0	0	0	0	12	13	0.00	1.000																																					
32 Chad Cordero, R ERA: 2.96 (9, 1)	1.0		4	0	0	0	1	1	0	0	0	0	0	15	22	0.00	1.000																																					



Batter	1				2				3				4				5				6				7				8				9				10				AB R H RBI BB SO LOB	TOP				
22 Marcus Giles, R OBP: 0.342, SLG: 0.379 (1, 4)	<div>C B B B S</div> <div>3-3</div> <div>K</div> <div>①</div>								<div>X</div> <div>0-0</div> <div>L9</div> <div>①</div>								<div>B B B B S</div> <div>3-2</div> <div>P4</div> <div>②</div>								<div>S X</div> <div>0-1</div> <div>G5-3</div> <div>①</div>								<div>B S B B X</div> <div>2-2</div> <div><div>1B</div></div> <div>②</div>								5 0 1 0 0 1 0				San Diego Padres @ Washington Nationals Robert F. Kennedy Memorial Stadium, Washington, DC <div>livebaseballscorecards.com</div>	AB 40 R 3 H 11 RBI 3 BB 3 SO 8 LOB 20
3 Khalil Greene, R OBP: 0.250, SLG: 0.422 (1, 6)	<div>F B F X</div> <div>1-2</div> <div>L3</div> <div>②</div>								<div>C S B B S</div> <div>1-3</div> <div>K</div> <div>②</div>								<div>B X</div> <div>1-0</div> <div>F8</div> <div>③</div>								<div>C B B F X</div> <div>2-2</div> <div>G6-3</div> <div>②</div>				<div>B S B B X</div> <div>2-2</div> <div>F8</div> <div>③</div>				5 0 0 0 0 1 1													
23 Adrián González, L OBP: 0.372, SLG: 0.546 (1, 3)	<div>C B B C F X</div> <div>2-2</div> <div>G1-3</div> <div>③</div>								<div>X</div> <div>0-0</div> <div><div>1B</div></div>								<div>B X</div> <div>1-0</div> <div><div>F9</div><div>28 2B</div><div>2B</div></div> <div>①</div>				<div>B B X</div> <div>2-0</div> <div><div>1B</div></div>								<div>C B B B B</div> <div>4-1</div> <div><div>28 1B</div><div>BB</div></div> <div>①</div>				4 1 3 0 1 0 0													
Mike Cameron, R OBP: 0.309, SLG: 0.394 (1, 8)					<div>C B B F B X</div> <div>2-2</div> <div><div>28 2B</div><div>2B</div></div>				<div>B C B B X</div> <div>2-2</div> <div>L5</div> <div>③</div>								<div>F B B F X</div> <div>2-2</div> <div>F9</div> <div>2-3</div> <div>①</div>				<div>B X</div> <div>1-0</div> <div>F9</div> <div>③</div>								<div>1 SAFE B B C C F X</div> <div>1-3</div> <div>K</div> <div>①</div>				5 1 1 0 0 1 4													
28 Josh Bard, S OBP: 0.338, SLG: 0.352 (1, 2)					<div>B B X</div> <div>2-0</div> <div><div>2B</div></div> <div>2-H</div>								<div>C X</div> <div>0-1</div> <div><div>L7-5</div><div>1B</div></div>				<div>B B F S X</div> <div>2-2</div> <div><div>8 2B</div><div>2B</div></div> <div>3-H</div>								<div>B B F B X</div> <div>3-1</div> <div>L8</div> <div>①</div>				<div>B B X</div> <div>1-2</div> <div><div>1B</div></div> <div>1-3</div>				5 1 4 2 0 0 0													
Russell Branyan, L OBP: 0.368, SLG: 0.500 (1, 5)					<div>X</div> <div>0-0</div> <div>F8</div> <div>①</div>								<div>S B B S X</div> <div>2-2</div> <div><div>1B</div></div> <div>1-2</div>				<div>C F B F B B</div> <div>4-2</div> <div><div>8 2B</div><div>BB</div></div>				<div>X</div> <div>0-0</div> <div>F7</div> <div>②</div>								<div>B F C X</div> <div>2-3</div> <div>K</div> <div>②</div>				4 0 1 0 1 1 3													
Hiram Bocachica, R OBP: 0.125, SLG: 0.190 21 Heath Bell, R Geoff Blum, S OBP: 0.268, SLG: 0.323 43 Cla Meredith, R (10, 1)					<div>C B B F D X</div> <div>3-2</div> <div>P3</div> <div>②</div>								<div>X</div> <div>0-0</div> <div>L7-5</div> <div>① ②</div>				<div>B S X</div> <div>1-1</div> <div>P3</div> <div>②</div>								<div>C B B F S</div> <div>2-3</div> <div>K</div> <div>③</div>				<div>B C X</div> <div>0-2</div> <div>G3</div> <div>③</div>				4 0 0 0 0 1 5 0 0 0 0 0 0 0 1 0 0 0 0 0 2 0 0 0 0 0 0 0													
8 Termel Sledge, L OBP: 0.328, SLG: 0.369 (1, 7)					<div>B C B D F B B</div> <div>4-2</div> <div><div>BB</div></div>				<div>C B D S - F X</div> <div>2-3</div> <div>K</div> <div>③</div>								<div>B S X</div> <div>1-1</div> <div><div>2B</div></div> <div>1-3 2-H</div>				<div>B X</div> <div>1-0</div> <div>L7</div> <div>①</div>								<div>3 0 1 1 1 1 1</div>																	
44 Jake Peavy, R OBP: 0.207, SLG: 0.345 18 Paul McNulty, L OBP: 0.227, SLG: 0.200 (8, 9)					<div>S X</div> <div>0-1</div> <div>G6-3</div> <div>③</div>								<div>C C B B S</div> <div>2-3</div> <div>K</div> <div>① S S</div>				<div>C B B S</div> <div>0-3</div> <div>K</div> <div>③</div>								<div>C B B X</div> <div>3-1</div> <div>F7</div> <div>②</div>				3 0 0 0 0 2 4 1 0 0 0 0 0 0																	
Inning Stats	R: 0 E: 0 K: 1 S: 10	H: 0 LOB: 0 BB: 0 P: 16	R: 1 E: 0 K: 0 S: 12	H: 2 LOB: 2 BB: 1 P: 23	R: 0 E: 0 K: 1 S: 8	H: 1 LOB: 1 BB: 0 P: 11	R: 0 E: 0 K: 1 S: 10	H: 2 LOB: 1 BB: 0 P: 14	R: 0 E: 0 K: 1 S: 8	H: 0 LOB: 0 BB: 0 P: 14	R: 2 E: 0 K: 1 S: 18	H: 3 LOB: 2 BB: 1 P: 29	R: 0 E: 0 K: 0 S: 7	H: 1 LOB: 1 BB: 0 P: 12	R: 0 E: 0 K: 1 S: 6	H: 0 LOB: 0 BB: 0 P: 11	R: 0 E: 0 K: 0 S: 10	H: 1 LOB: 1 BB: 0 P: 18	R: 0 E: 0 K: 2 S: 13	H: 1 LOB: 2 BB: 1 P: 21	1B: 6 2B: 6 3B: 0 HR: 0	SF: 0 SAC: 0 DP: 1 HBP: 0	WP: 0 PB: 0 SB: 0 CS: 0	PA: 43																						
PITCHER	IP	WLS	BF	H	R	ER	SO	BB	IBB	HBP	BLK	WP	HR	S	P	ERA	WHIP																													
47 Matt Chico, L ERA: 5.13	(1, 1)	5.1																																												
Winston Abreu, R ERA: 4.5	(6, 1)	0.2	B	3	1	0	0	1	0	0	0	0	0	7	9	0.00	1.500																													
52 Saul Rivera, R ERA: 3.64	(7, 1)	2.0		7	1	0	0	1	0	0	0	0	0	13	23	0.00	0.500																													
32 Chad Cordero, R ERA: 2.84	(9, 1)	1.0		4	1	0	0	0	0	0	0	0	0	10	18	0.00	1.000																													
Jon Rauch, R ERA: 5.08	(10, 1)	1.0	W	5	1	0	0	2	1	0	0	0	0	13	21	0.00	2.000																													



Batter	1	2	3	4	5	6	7	8	9	AB R H RBI BB SO LOB	BOTTOM											
<div>Felipe Lopez, S</div> <div>OBP: 0.294, SLG: 0.348</div> <div>(1, 4)</div> <div>CX</div>	<div>0-1</div> <div>G4-3</div> <div>1</div>		<div>3-1</div> <div>L7</div> <div>2</div>			<div>0-1</div> <div>G5-4-3</div> <div>12</div>		<div>0-2</div> <div>G4-6-3</div> <div>12</div>		4 0 0 0 0 0 2	<div>San Diego Padres @ Washington Nationals</div> <div>Robert F. Kennedy Memorial Stadium, Washington, DC</div> <div>Sat Jun 02 2007, 7:05 PM EDT</div> <div>Att. 21,635 - Cloudy - 85 F</div> <div>livebaseballscorecards.com</div>											
<div>15 Cristian Guzman, S</div> <div>OBP: 0.370, SLG: 0.455</div> <div>(1, 6)</div> <div>CX</div>	<div>0-1</div> <div>FC6-4</div> <div>11</div> <div>1B</div>		<div>0-1</div> <div>G4-3</div> <div>3</div>		<div>1-0</div> <div>11 1B</div> <div>3B</div>		<div>2-2</div> <div>P5</div> <div>3</div>		4 1 2 0 0 0 0													
<div>11 Ryan Zimmerman, R</div> <div>OBP: 0.311, SLG: 0.412</div> <div>(1, 5)</div> <div>CBBBX</div>	<div>2-1</div> <div>FC6-4</div> <div>1-2f</div> <div>2</div>			<div>2-2</div> <div>G6-3</div> <div>1</div>		<div>2-2</div> <div>21 HR</div> <div>1B</div>		<div>1-2</div> <div>G5-3</div> <div>1</div>		4 1 1 1 0 0 1												
<div>21 Dmitri Young, S</div> <div>OBP: 0.408, SLG: 0.503</div> <div>(1, 3)</div> <div>BX</div>	<div>1-0</div> <div>G3-1</div> <div>3</div>			<div>0-2</div> <div>G1-4-3</div> <div>2</div>		<div>0-0</div> <div>1-H</div> <div>HR</div>		<div>2-1</div> <div>1B</div>		4 1 2 2 0 0 1												
<div>25 Austin Kearns, R</div> <div>OBP: 0.309, SLG: 0.392</div> <div>(1, 9)</div> <div>CBBBX</div>		<div>1-3</div> <div>K</div> <div>1</div>		<div>2-2</div> <div>G4-3</div> <div>3</div>		<div>2-2</div> <div>G6-3</div> <div>3</div>		<div>1-3</div> <div>K</div> <div>2</div>		4 0 0 0 0 2 1												
<div>Ryan Church, L</div> <div>OBP: 0.366, SLG: 0.449</div> <div>(1, 7)</div> <div>FBBBXX</div>		<div>3-1</div> <div>F7</div> <div>2</div>			<div>0-2</div> <div>G4-3</div> <div>1</div>		<div>0-1</div> <div>G3-1</div> <div>1</div>		<div>2-3</div> <div>K</div> <div>3</div>			4 0 0 0 0 1 1										
<div>Brian Schneider, L</div> <div>OBP: 0.310, SLG: 0.327</div> <div>(1, 2)</div> <div>FCBBBXX</div>		<div>2-2</div> <div>1B</div>			<div>2-0</div> <div>L6</div> <div>2</div>		<div>2-2</div> <div>P5</div> <div>2</div>					3 0 1 0 0 0 0										
<div>Nook Logan, S</div> <div>OBP: 0.262, SLG: 0.306</div> <div>(1, 8)</div> <div>BX</div>	<div>1-0</div> <div>F8</div> <div>3</div>			<div>1-2</div> <div>G1-3</div> <div>3</div>			<div>0-0</div> <div>B1-3</div> <div>3</div>				3 0 0 0 0 0 1											
<div>Leivale Speigner, R</div> <div>40 Billy Traber, L</div> <div>Ryan Langerhans, L</div> <div>Winston Abreu, R</div> <div>Tony Batista, R</div> <div>34 Ray King, L</div> <div>(1, 1)</div> <div>(5, 1)</div> <div>(6, PH)</div> <div>(7, 1)</div> <div>(8, PH)</div> <div>(9, 1)</div>			<div>3-2</div> <div>G6-3</div> <div>1</div>			<div>1-2</div> <div>G5-4-3</div> <div>1B</div>		<div>1-2</div> <div>G4-6-3</div> <div>1B</div>				1 0 0 0 0 0 0 0 0 0 0 0 0 0 1 0 1 0 0 0 0 0 0 0 0 0 0 0 1 0 1 0 0 0 0 0 0 0 0 0 0 0										
Inning Stats	R: 0 E: 0 K: 0 S: 7	H: 1 LOB: 1 BB: 0 P: 10	R: 0 E: 0 K: 1 S: 10	H: 1 LOB: 1 BB: 0 P: 17	R: 0 E: 0 K: 0 S: 7	H: 0 LOB: 0 BB: 0 P: 13	R: 0 E: 0 K: 0 S: 11	H: 0 LOB: 0 BB: 0 P: 15	R: 0 E: 0 K: 0 S: 7	H: 0 LOB: 0 BB: 0 P: 10	R: 3 E: 0 K: 0 S: 15	H: 4 LOB: 0 BB: 0 P: 21	R: 0 E: 0 K: 0 S: 6	H: 0 LOB: 0 BB: 0 P: 8	R: 0 E: 0 K: 0 S: 10	H: 1 LOB: 0 BB: 0 P: 13	R: 0 E: 0 K: 2 S: 11	H: 1 LOB: 1 BB: 0 P: 17	1B: 6 2B: 0 3B: 1 HR: 1	SF: 0 SAC: 0 DP: 2 HBP: 0	WP: 0 PB: 0 SB: 0 CS: 0	PA: 33
PITCHER	IP WLS BF H R ER SO BB IBB HBP BLK WP HR S P ERA WHIP	6.0 W 23 6 3 3 1 0 0 0 0 0 1 57 86 4.50 1.000	1.0 3 0 0 0 0 0 0 0 0 0 0 6 8 0.00 0.000	2.0 7 2 0 0 0 2 0 0 0 0 0 21 30 0.00 1.000																		
Justin Germano, R	(1, 1)																					
26 Doug Brocail, R	(7, 1)																					
41 Kevin Cameron, R	(8, 1)																					

Batter	1				2				3				4				5				6				7				8				9				AB R H RBI BB SO LOB								TOP							
<div>22 Marcus Giles, R</div> <div>OBP: 0.349, SLG: 0.382</div> <div>(1, 4)</div> <div>B</div> <div>X</div>	<div>1-0</div> <div></div> <div>8 1B</div> <div>1B</div>								<div>3-2</div> <div></div> <div>F7</div> <div>①</div>												<div>2-0</div> <div></div> <div>E5</div> <div>23 2B</div>								<div>0-0</div> <div></div> <div>8 2B</div> <div>28 SF9</div> <div>1B</div>								<div>0-2</div> <div></div> <div>8 BB</div> <div>1B</div>				5 3 3 0 0 0 0								<div>San Diego Padres @ Washington Nationals</div> <div>Robert F. Kennedy Memorial Stadium, Washington, DC</div> <div>livebaseballscorecards.com</div>			
<div>8 Termel Sledge, L</div> <div>OBP: 0.348, SLG: 0.387</div> <div>(1, 7)</div> <div>B</div> <div>X</div>	<div>1-0</div> <div></div> <div>28 HR</div> <div>1B</div>								<div>0-0</div> <div></div> <div>F9</div> <div>②</div>								<div>4-1</div> <div></div> <div>23 2B</div> <div>BB</div>								<div>0-0</div> <div></div> <div>28 SF9</div> <div>1-3</div> <div>2B</div>								<div>4-0</div> <div></div> <div>BB</div> <div>1-2</div> <div>BB</div>				3 2 2 0 2 0 0															
<div>23 Adrián González, L</div> <div>OBP: 0.369, SLG: 0.538</div> <div>(1, 3)</div> <div>S</div> <div>X</div>	<div>0-1</div> <div></div> <div>F7</div> <div>①</div>								<div>1-3</div> <div></div> <div>K</div> <div>③</div>								<div>0-1</div> <div></div> <div>1-H 2-H</div> <div>2B</div>								<div>4-0</div> <div></div> <div>IBB</div>								<div>0-1</div> <div></div> <div>F7</div> <div>②</div>				4 0 1 2 1 1 4															
<div>28 Josh Bard, S</div> <div>OBP: 0.333, SLG: 0.372</div> <div>(1, 2)</div> <div>F</div> <div>X</div>	<div>0-1</div> <div></div> <div>1-H 2-H</div> <div>HR</div>												<div>0-0</div> <div></div> <div>G4-3</div> <div>①</div>								<div>1-2</div> <div></div> <div>G3-1</div> <div>③</div>								<div>1-1</div> <div></div> <div>SF9</div> <div>②</div>								<div>0-2</div> <div></div> <div>L7</div> <div>③</div>				4 1 1 4 0 0 3											
<div>5 Kevin Kouzmanoff, R</div> <div>OBP: 0.273, SLG: 0.363</div> <div>(1, 5)</div> <div>B</div> <div>S</div> <div>X</div>	<div>1-1</div> <div></div> <div>L5</div> <div>②</div>												<div>1-1</div> <div></div> <div>F8</div> <div>②</div>												<div>1-2</div> <div></div> <div>K</div> <div>①</div>								<div>0-3</div> <div></div> <div>K</div> <div>③</div>												4 0 0 0 0 2 2							
<div>3 Khalil Greene, R</div> <div>OBP: 0.258, SLG: 0.428</div> <div>(1, 6)</div> <div>B</div> <div>X</div>	<div>1-0</div> <div></div> <div>F8</div> <div>③</div>												<div>1-0</div> <div></div> <div>F8</div> <div>③</div>												<div>0-1</div> <div></div> <div>G6-3</div> <div>②</div>								<div>2-1</div> <div></div> <div>F8</div> <div>①</div>												4 0 0 0 0 0 0							
<div>18 Paul McNulty, L</div> <div>OBP: 0.258, SLG: 0.321</div> <div>(1, 9)</div> <div>B</div> <div>S</div> <div>F</div> <div>C</div> <div>X</div>					<div>2-3</div> <div></div> <div>K</div> <div>①</div>												<div>0-3</div> <div></div> <div>K</div> <div>①</div>								<div>1-0</div> <div></div> <div>1B</div> <div>③</div>								<div>0-2</div> <div></div> <div>G4-3</div> <div>②</div>												4 0 1 0 0 2 0							
<div>Hiram Bocachica, R</div> <div>OBP: 0.138, SLG: 0.308</div> <div>(1, 8)</div> <div>B</div> <div>T</div> <div>C</div> <div>X</div>					<div>1-2</div> <div></div> <div>L7</div> <div>②</div>												<div>2-1</div> <div></div> <div>HR</div>								<div>0-0</div> <div></div> <div>F7</div> <div>③</div>								<div>2-2</div> <div></div> <div>F9</div> <div>③</div>												4 1 1 1 0 0 1							
<div>David Wells, L</div> <div>OBP: 0.095, SLG: 0.095</div> <div>(1, 1)</div> <div>43 Cla Meredith, R</div> <div>OBP: 0.352, SLG: 0.491</div> <div>(7, PH)</div> <div>Russell Branyan, L</div> <div>OBP: 0.352, SLG: 0.491</div> <div>(7, 1)</div> <div>21 Heath Bell, R</div> <div>OBP: 0.307, SLG: 0.390</div> <div>(8, 1)</div> <div>Scott Linebrink, R</div> <div>OBP: 0.307, SLG: 0.390</div> <div>(9, PH)</div> <div>Mike Cameron, R</div> <div>OBP: 0.307, SLG: 0.390</div> <div>(9, 1)</div> <div>26 Doug Brocail, L</div> <div>OBP: 0.307, SLG: 0.390</div> <div>(9, 1)</div>					<div>1-3</div> <div></div> <div>K</div> <div>③</div>												<div>0-0</div> <div></div> <div>F8</div> <div>②</div>												<div>1-2</div> <div></div> <div>F8</div> <div>①</div>								<div>0-1</div> <div></div> <div>L8</div> <div>①</div>								2 0 0 0 0 0 1 0 0 0 0 0 0 0 0 0 1 0 1 0 0 0 0 0 0 0 0 0 0 0 0 0 0 0							
Inning Stats		R: 3 E: 0 K: 0 S: 9	H: 3 LOB: 0 BB: 0 P: 13	R: 0 E: 0 K: 2 S: 12	H: 0 LOB: 0 BB: 0 P: 16	R: 0 E: 0 K: 1 S: 8	H: 0 LOB: 0 BB: 0 P: 12	R: 0 E: 0 K: 0 S: 4	H: 0 LOB: 0 BB: 0 P: 6	R: 3 E: 1 K: 1 S: 13	H: 2 LOB: 1 BB: 1 P: 22	R: 0 E: 0 K: 1 S: 8	H: 1 LOB: 1 BB: 0 P: 10	R: 1 E: 0 K: 1 S: 10	H: 2 LOB: 2 BB: 1 P: 16	R: 0 E: 0 K: 0 S: 9	H: 0 LOB: 0 BB: 0 P: 13	R: 0 E: 0 K: 0 S: 12	H: 1 LOB: 2 BB: 1 P: 16	1B: 5 2B: 2 3B: 0 HR: 2	SF: 1 SAC: 0 DP: 0 HBP: 0	WP: 0 PB: 0 SB: 0 CS: 0	PA: 40																													
PITCHER		IP	WLS	BF	H	R	ER	SO	BB	IBB	HBP	BLK	WP	HR	S	P	ERA	WHIP																			ERA	WHIP														
50 Jason Simontacchi, R		(1, 1)	4.2	L	21	5	6	4	4	1	0	0	0	0	2	43	65	7.71	1.286																																	
52 Saul Rivera, R		(5, 1)	0.1		1	0	0	0	0	0	0	0	0	0	3	4	0.00	0.000																																		
43 Jesus Colome, R		(6, 1)	2.0		10	3	1	1	2	0	1	0	0	0	18	26	4.50	1.500																																		
40 Billy Traber, L		(8, 1)	1.0		3	0	0	0	0	0	0	0	0	0	9	13	0.00	0.000																																		
Jon Rauch, R		(9, 1)	1.0		5	1	0	0	0	1	0	0	0	0	12	16	0.00	2.000																																		

San Diego Padres @ Washington Nationals

Robert F. Kennedy Memorial Stadium, Washington, DC

Sun Jun 03 2007, 1:35 PM EDT

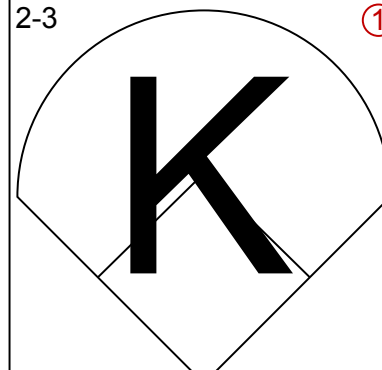

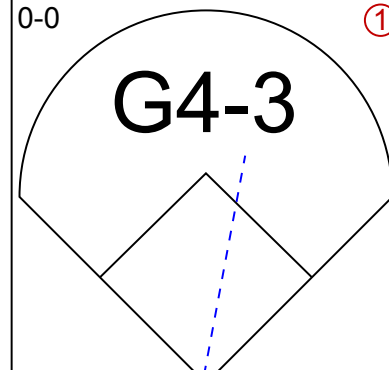

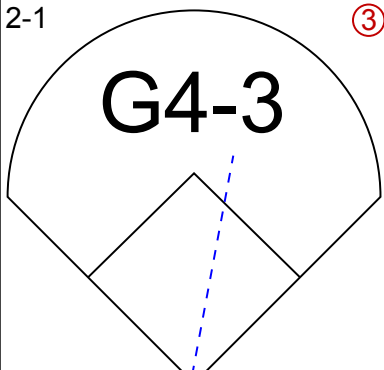

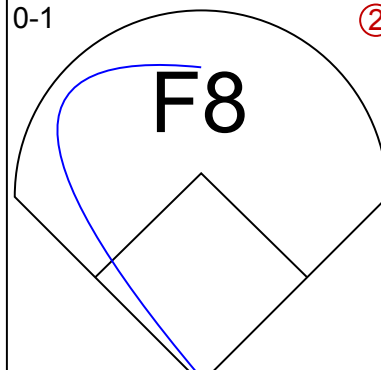



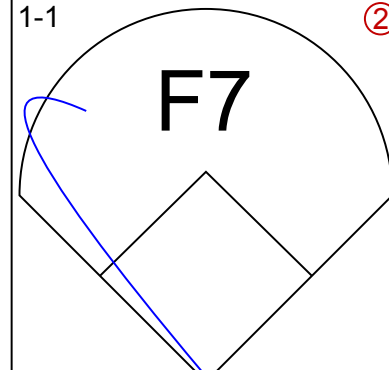

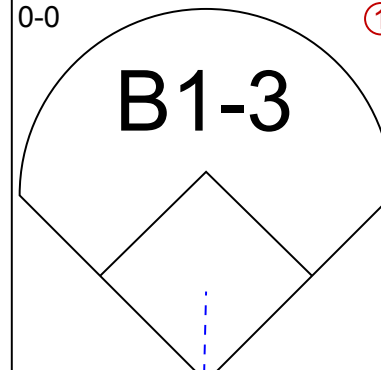

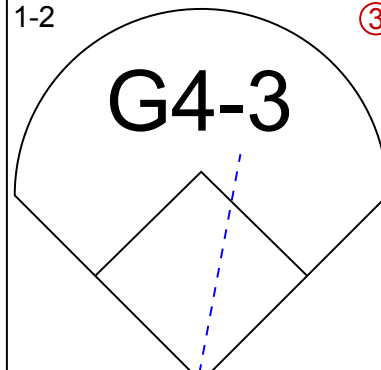

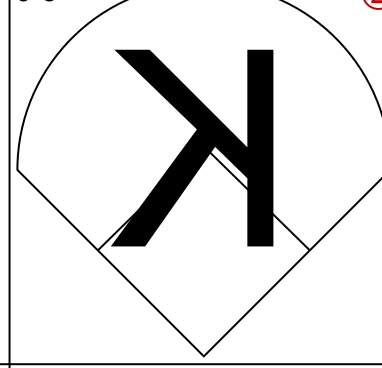

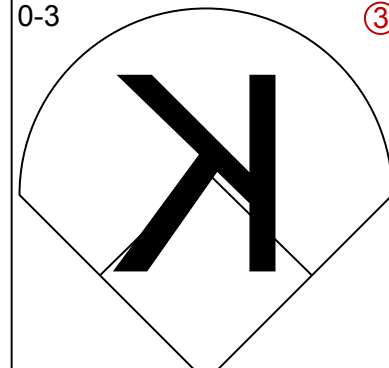


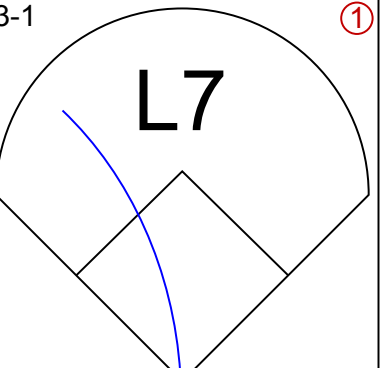

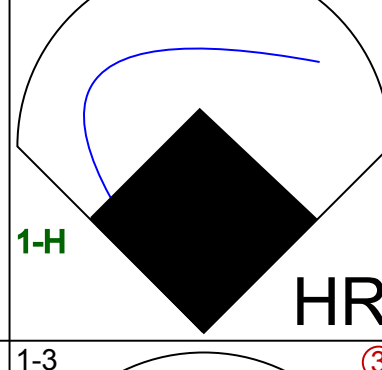
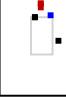

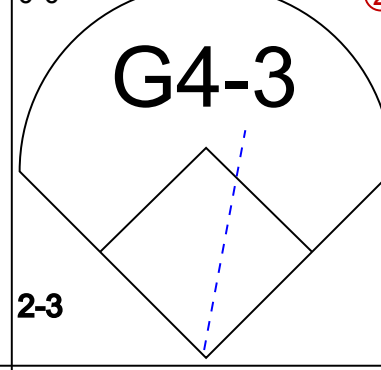

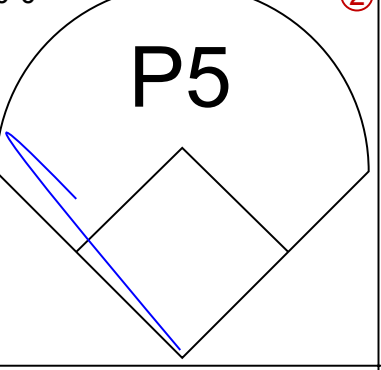

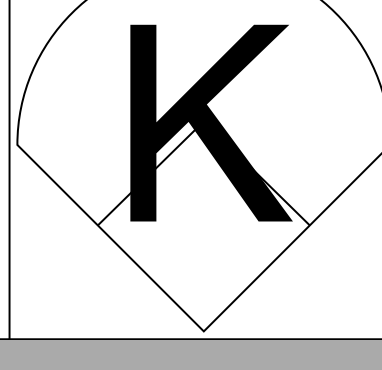

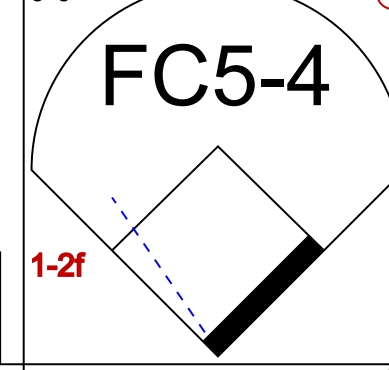

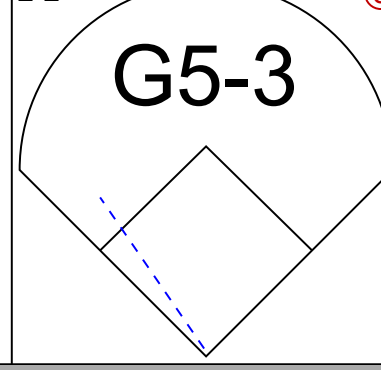

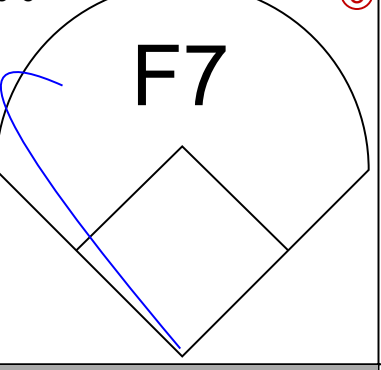

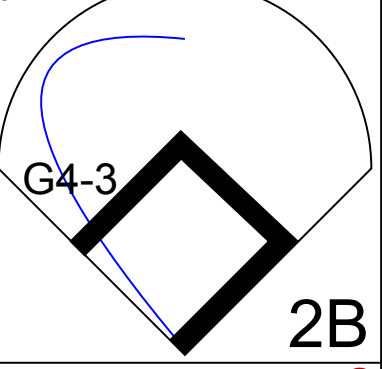


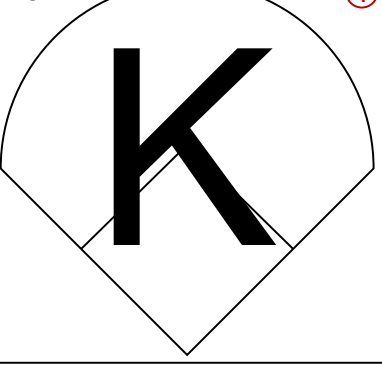

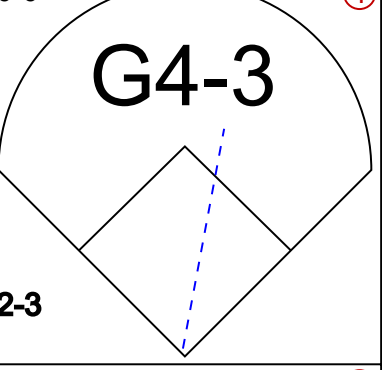

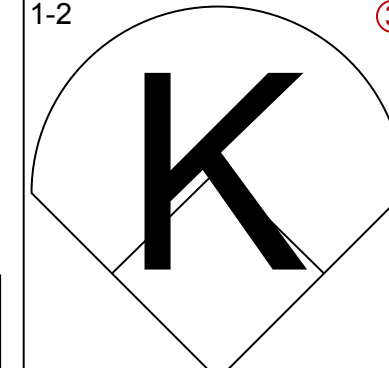


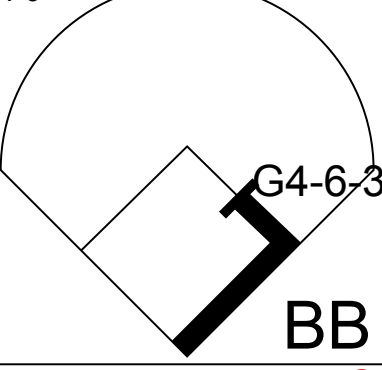

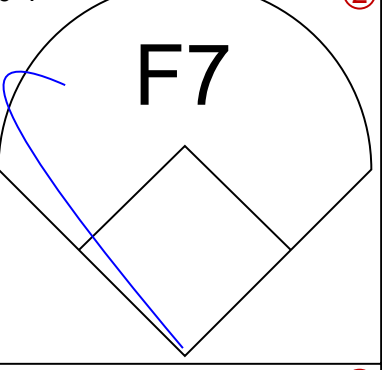

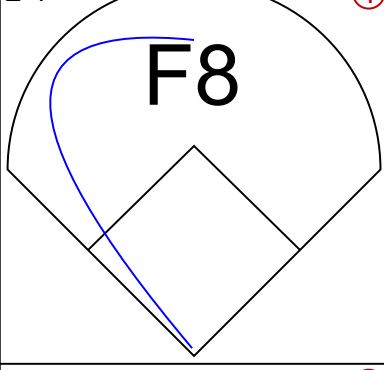

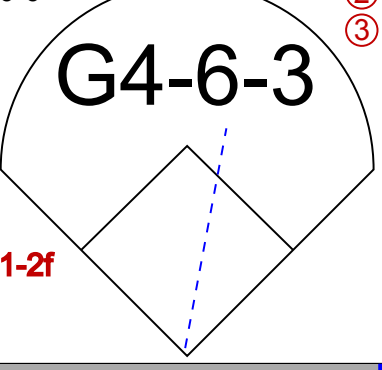

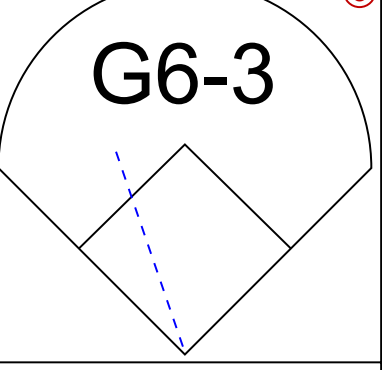



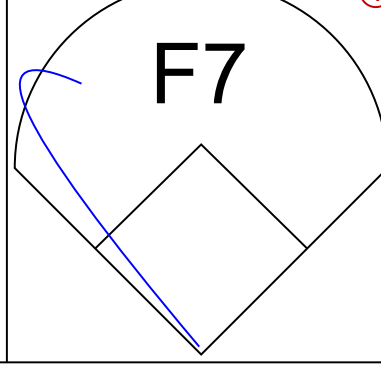

Att. 26,967 - Rain - 69 F

AB 36
R 7
H 9
RBI 7
BB 3
SO 6
LOB 10



Batter	1		2		3		4		5		6		7		8		9		AB	R	H	RBI	BB	SO	LOB	BOTTOM	
<div>Felipe Lopez, S</div> <div>OBP: 0.296, SLG: 0.353</div> <div>(1, 4)</div>	<div>B</div> <div>C</div> <div>B</div> <div>B</div> <div>X</div>	<div>3-1</div> <div>P5</div> <div><div><div></div><div></div><div></div><div></div></div></div>	<div>1-1</div> <div><div><div></div><div></div><div></div><div></div></div></div>	<div>1-2</div> <div>2-H</div> <div>1B</div> <div><div><div></div><div></div><div></div><div></div></div></div>		<div>2-3</div> <div>K</div> <div><div><div></div><div></div><div></div><div></div></div></div>		<div>2-2</div> <div>15</div> <div>3B</div> <div>2B</div> <div><div><div></div><div></div><div></div><div></div></div></div>		<div>1-2</div> <div>L8</div> <div><div><div></div><div></div><div></div><div></div></div></div>				<div>S</div> <div>S</div> <div>B</div> <div>X</div>	<div>1-2</div> <div>K</div> <div><div><div></div><div></div><div></div><div></div></div></div>			5	1	2	2	0	1	2	<div>Pittsburgh Pirates @ Washington Nationals</div> <div>Robert F. Kennedy Memorial Stadium, Washington, DC</div> <div>livebaseballscorecards.com</div> <div><div>AB37</div><div>R6</div><div>H12</div><div>RBI6</div><div>BB3</div><div>SO6</div><div>LOB14</div></div> <div><div><div>WASHINGTON</div><div>NATIONALS</div></div></div>		
<div>15 Cristian Guzman, S</div> <div>OBP: 0.368, SLG: 0.472</div> <div>(1, 6)</div>	<div>C</div> <div>B</div> <div>X</div>	<div>1-1</div> <div><div><div></div><div></div><div></div><div></div></div></div>	<div>B</div> <div>C</div> <div>X</div>	<div>1-1</div> <div>G4-3</div> <div><div><div></div><div></div><div></div><div></div></div></div>		<div>C</div> <div>X</div>	<div>0-1</div> <div>G4-3</div> <div><div><div></div><div></div><div></div><div></div></div></div>	<div>F</div> <div>B</div> <div>X</div>	<div>1-1</div> <div><div><div></div><div></div><div></div><div></div></div></div>	<div>2-H</div> <div>3B</div> <div><div><div></div><div></div><div></div><div></div></div></div>			<div>C</div> <div>B</div> <div>F</div> <div>S</div>	<div>1-3</div> <div>K</div> <div><div><div></div><div></div><div></div><div></div></div></div>			5	0	2	1	0	1	2				
<div>11 Ryan Zimmerman, R</div> <div>OBP: 0.304, SLG: 0.414</div> <div>(1, 5)</div>	<div>B</div> <div>C</div> <div>X</div>	<div>1-1</div> <div>P3</div> <div><div><div></div><div></div><div></div><div></div></div></div>			<div>C</div> <div>T</div> <div>S</div> <div>B</div> <div>X</div>	<div>0-3</div> <div><div><div></div><div></div><div></div><div></div></div></div>		<div>2-2</div> <div>P2</div> <div><div><div></div><div></div><div></div><div></div></div></div>	<div>B</div> <div>S</div> <div>B</div> <div>B</div> <div>X</div>	<div>3-2</div> <div>P3</div> <div><div><div></div><div></div><div></div><div></div></div></div>			<div>C</div> <div>F</div> <div>B</div> <div>B</div> <div>X</div>	<div>3-2</div> <div>P3</div> <div><div><div></div><div></div><div></div><div></div></div></div>			5	0	0	0	0	1	2				
<div>21 Dmitri Young, S</div> <div>OBP: 0.394, SLG: 0.482</div> <div>(1, 3)</div>	<div>B</div> <div>C</div> <div>X</div>	<div>1-1</div> <div>G4-3</div> <div><div><div></div><div></div><div></div><div></div></div></div>		<div>B</div> <div>C</div> <div>S</div> <div>B</div> <div>X</div>	<div>2-3</div> <div>K</div> <div><div><div></div><div></div><div></div><div></div></div></div>		<div>0-0</div> <div><div><div></div><div></div><div></div><div></div></div></div>	<div>X</div>	<div>1-0</div> <div>1B</div> <div><div><div></div><div></div><div></div><div></div></div></div>			<div>S</div> <div>B</div> <div>F</div> <div>X</div>	<div>1-2</div> <div>G3-1</div> <div><div><div></div><div></div><div></div><div></div></div></div>		<div>F</div> <div>X</div>	<div>0-1</div> <div>F8</div> <div><div><div></div><div></div><div></div><div></div></div></div>		5	0	1	0	0	1	1			
<div>25 Austin Kearns, R</div> <div>OBP: 0.310, SLG: 0.390</div> <div>(1, 9)</div>			<div>B</div> <div>T</div> <div>B</div> <div>F</div> <div>X</div>	<div>2-2</div> <div>G5-3</div> <div><div><div></div><div></div><div></div><div></div></div></div>	<div>B</div> <div>C</div> <div>B</div> <div>X</div>	<div>2-1</div> <div>G1-3</div> <div><div><div></div><div></div><div></div><div></div></div></div>		<div>1-0</div> <div>G1-3</div> <div><div><div></div><div></div><div></div><div></div></div></div>	<div>B</div> <div>X</div>		<div>B</div> <div>B</div> <div>B</div> <div>X</div>	<div>2-0</div> <div>2B</div> <div>G6-3</div> <div>1B</div> <div><div><div></div><div></div><div></div><div></div></div></div>		<div>C</div> <div>C</div> <div>B</div> <div>B</div> <div>X</div>	<div>1-2</div> <div>L7</div> <div><div><div></div><div></div><div></div><div></div></div></div>		5	1	1	0	0	0	1				
<div>Ryan Church, L</div> <div>OBP: 0.375, SLG: 0.464</div> <div>(1, 7)</div>			<div>F</div> <div>X</div>	<div>0-1</div> <div><div><div></div><div></div><div></div><div></div></div></div>		<div>B</div> <div>B</div> <div>B</div> <div>C</div> <div>X</div>	<div>3-1</div> <div>SH5-4</div> <div>BB</div> <div>1B</div> <div><div><div></div><div></div><div></div><div></div></div></div>		<div>B</div> <div>B</div> <div>B</div> <div>B</div>	<div>4-0</div> <div>FC3-6</div> <div>1B</div> <div>BB</div> <div><div><div></div><div></div><div></div><div></div></div></div>	<div>1-1</div> <div><div><div></div><div></div><div></div><div></div></div></div>					3	2	3	0	1	0	0					
<div>Brian Schneider, L</div> <div>OBP: 0.309, SLG: 0.325</div> <div>(1, 2)</div>			<div>B</div> <div>F</div> <div>S</div> <div>B</div> <div>X</div>	<div>2-2</div> <div>F9</div> <div><div><div></div><div></div><div></div><div></div></div></div>		<div>B</div> <div>B</div> <div>X</div>	<div>2-0</div> <div>F9</div> <div><div><div></div><div></div><div></div><div></div></div></div>		<div>B</div> <div>X</div>	<div>1-0</div> <div><div><div></div><div></div><div></div><div></div></div></div>	<div>1-2</div> <div>FC3-6</div> <div>1B</div> <div><div><div></div><div></div><div></div><div></div></div></div>	<div>0-0</div> <div>G6-3</div> <div><div><div></div><div></div><div></div><div></div></div></div>				4	0	1	1	0	0	3	<div>AB37</div> <div>R6</div> <div>H12</div> <div>RBI6</div> <div>BB3</div> <div>SO6</div> <div>LOB14</div>				
<div>Ryan Langerhans, L</div> <div>OBP: 0.264, SLG: 0.221</div> <div>34 Ray King, L</div> <div>43 Jesus Colome, R</div> <div>32 Chad Cordero, R</div>			<div>C</div> <div>T</div> <div>S</div> <div>B</div> <div>B</div> <div>B</div> <div>B</div> <div>B</div>	<div>4-2</div> <div><div><div></div><div></div><div></div><div></div></div></div>	<div>B</div> <div>B</div> <div>B</div> <div>B</div> <div>S</div>	<div>4-0</div> <div><div><div></div><div></div><div></div><div></div></div></div>	<div>1-2</div> <div>SH5-4</div> <div>BB</div> <div><div><div></div><div></div><div></div><div></div></div></div>	<div>B</div> <div>S</div> <div>B</div> <div>B</div> <div>X</div>	<div>2-2</div> <div>FC3-6</div> <div>1B</div> <div>2B</div> <div><div><div></div><div></div><div></div><div></div></div></div>	<div>1-2</div> <div>3-H</div> <div>2-3</div> <div>K</div> <div><div><div></div><div></div><div></div><div></div></div></div>					2	2	0	0	2	1	3						
<div>Mike Bacsik, L</div> <div>OBP: 0.143, SLG: 0.143</div> <div>Winston Abreu, R</div> <div>Tony Batista, R</div> <div>52 Saul Rivera, S</div> <div>Nook Logan, S</div>			<div>X</div>	<div>0-0</div> <div><div><div></div><div></div><div></div><div></div></div></div>		<div>C</div> <div>F</div> <div>B</div> <div>X</div>	<div>1-2</div> <div>SH5-4</div> <div><div><div></div><div></div><div></div><div></div></div></div>	<div>C</div> <div>X</div>	<div>0-1</div> <div><div><div></div><div></div><div></div><div></div></div></div>	<div>1-2</div> <div>2B</div> <div>1B</div> <div><div><div></div><div></div><div></div><div></div></div></div>		<div>S</div> <div>B</div> <div>C</div> <div>B</div> <div>X</div>	<div>1-3</div> <div>K</div> <div><div><div></div><div></div><div></div><div></div></div></div>		1	0	1	1	0	0	0	0		0	0		
<div>Inning Stats</div>	<div>R: 0 E: 0 K: 0 S: 8</div> <div>H: 1 LOB: 1 BB: 0 P: 14</div>	<div>R: 2 E: 0 K: 0 S: 16</div> <div>H: 3 LOB: 2 BB: 1 P: 26</div>	<div>R: 0 E: 0 K: 2 S: 9</div> <div>H: 0 LOB: 0 BB: 0 P: 13</div>	<div>R: 0 E: 0 K: 1 S: 9</div> <div>H: 1 LOB: 2 BB: 1 P: 21</div>	<div>R: 0 E: 0 K: 0 S: 7</div> <div>H: 1 LOB: 1 BB: 0 P: 10</div>	<div>R: 3 E: 0 K: 0 S: 15</div> <div>H: 4 LOB: 1 BB: 1 P: 28</div>	<div>R: 1 E: 0 K: 1 S: 10</div> <div>H: 2 LOB: 1 BB: 0 P: 16</div>	<div>R: 0 E: 0 K: 2 S: 9</div> <div>H: 0 LOB: 0 BB: 0 P: 12</div>	<div>R: 0 E: 0 K: 0 S: 9</div> <div>H: 0 LOB: 0 BB: 0 P: 13</div>	<div>1B: 7 2B: 4 3B: 1 HR: 0</div> <div>SF: 0 SAC: 1 DP: 0 HBP: 0</div>	<div>WP: 0 PB: 0 SB: 0 CS: 0</div> <div>PA: 41</div>																
<div>PITCHER</div> <div>Shawn Chacon, R</div> <div>Damaso Marte, L</div> <div>54 Jonah Bayliss, R</div> <div>34 John Grabow, L</div> <div>16 Salomon Torres, R</div>	<div>IP5.1</div> <div>WLSW</div> <div>BF27</div> <div>H8</div> <div>R5</div> <div>ER5</div> <div>SO3</div> <div>BB3</div> <div>IBB0</div> <div>HBP0</div> <div>BLK0</div> <div>WP0</div> <div>HR0</div> <div>S55</div> <div>P97</div> <div>ERA8.44</div> <div>WHIP2.062</div>	<div>IP1.0</div> <div>WLS S</div> <div>BF3</div> <div>H0</div> <div>R0</div> <div>ER0</div> <div>SO0</div> <div>BB0</div> <div>IBB0</div> <div>HBP0</div> <div>BLK0</div> <div>WP0</div> <div>HR0</div> <div>S9</div> <div>P13</div> <div>ERA0.00</div> <div>WHIP0.000</div>																									

Batter		1	2	3	4	5	6	7	8	9	AB	R	H	RBI	BB	SO	LOB	TOP													
Rajai Davis, R 16 Salomon Torres, R	(1, 8) (9, 1)	4-0 G5-3 S BB	2-2 G5-3			1-1 F9		3-2 G4-3		1-2 G4-3	4	0	0	0	1	0	2	<div>Pittsburgh Pirates @ Washington Nationals</div> <div>Robert F. Kennedy Memorial Stadium, Washington, DC</div> <div>livebaseballscorecards.com</div>													
José Bautista, R OBP: 0.356, SLG: 0.415	(1, 5) SAFE	2-2 G5-3		1-0 P3		0-2 K			4-2 12 1B 12 WP SF7 BB	0-3 K	4	1	0	0	1	2	1														
12 Freddy Sanchez, R OBP: 0.332, SLG: 0.358	(1, 4) SAFE	2-1 L4		0-0 F9			4-1 BB BB		1-1 26 1B 25 HR 1-3 1B		3	1	1	0	1	0	1														
Jason Bay, R OBP: 0.380, SLG: 0.523	(1, 7) SAFE	2-3 K		2-1 F7			4-1 BB BB	1-2 BB	2-2 SF7		2	0	0	1	1	1	1														
Xavier Nady, R 26 Ronny Paulino, R	(1, 9) (2, 2)		4-1 41 2B BB		3-3 K		3-2 F9	3-2 F9	0-1 25 HR 1-2 1B		0	1	0	0	1	0	0														
25 Adam LaRoche, L OBP: 0.321, SLG: 0.387	(1, 3)		2-3 K		0-0 F8		0-0 G2	0-0 G2	2-1 1-H 2-H HR		3	1	1	0	0	1	2														
41 Ryan Doumit, S OBP: 0.374, SLG: 0.505	(1, 2) (2, 9)		2-1 57 FC5-6 1-H 2B		3-2 2 FC4 1B		3-2 F9	3-2 F9	2-2 G6-3		4	0	2	1	0	0	2														
2 Jack Wilson, R OBP: 0.298, SLG: 0.341	(1, 6)		4-2 57 FC5-6 BB		2-2 FC4				0-0 F9		3	0	0	0	1	0	1														
57 Zach Duke, L Don Kelly, L 44 Josh Sharpless, R Damaso Marte, L 6 Chris Duffy, L	(1, 1) (7, PH) (7, 1) (8, 1) (9, PH) (9, 8)		0-0 FC5-6		0-3 K2-3			3-1 F7		1-3 K	2	0	0	0	0	1	2	<div>P</div>													
Inning Stats	R: 0 E: 0 K: 1 S: 9	H: 0 LOB: 1 BB: 1 P: 19	R: 1 E: 0 K: 1 S: 14	H: 1 LOB: 2 BB: 2 P: 28	R: 0 E: 0 K: 0 S: 4	H: 0 LOB: 0 BB: 0 P: 7	R: 0 E: 0 K: 1 S: 11	H: 1 LOB: 1 BB: 0 P: 19	R: 0 E: 0 K: 2 S: 8	H: 0 LOB: 0 BB: 0 P: 9	R: 0 E: 0 K: 0 S: 11	H: 0 LOB: 2 BB: 2 P: 25	R: 0 E: 0 K: 0 S: 9	H: 0 LOB: 0 BB: 0 P: 17	R: 4 E: 0 K: 0 S: 19	H: 3 LOB: 0 BB: 1 P: 30	R: 0 E: 0 K: 2 S: 10		H: 0 LOB: 0 BB: 0 P: 12	1B: 3 2B: 1 3B: 0 HR: 1	SF: 1 SAC: 0 DP: 0 HBP: 0	WP: 1 PB: 0 SB: 1 CS: 0	PA: 38								
PITCHER		IP	WLS	BF	H	R	ER	SO	BB	IBB	HBP	BLK	WP	HR	S	P	ERA	WHIP	PITCHER												
59 Micah Bowie, L	(1, 1)	5.0		22	2	1	1	5	5	0	0	0	0	0	48	92	1.80	1.400	32 Chad Cordero, R												
52 Saul Rivera, R	(6, 1)	1.0	H	3	0	0	0	0	0	0	0	0	0	0	9	15	0.00	0.000	(9, 1)												
43 Jesus Colome, R	(7, 1)	1.0		3	0	0	0	0	0	0	0	0	0	0	9	17	0.00	0.000	IP 1.0												
Jon Rauch, R	(8, 1)	0.1		4	2	3	3	0	1	0	0	0	1	0	13	20	81.00	9.000	WLS W												
40 Billy Traber, L	(8, 1)	0.2	B	3	1	1	1	0	0	0	0	0	0	1	6	10	13.50	1.500	BF 3												
																		H 0	R 0	ER 0	SO 2	BB 0	IBB 0	HBP 0	BLK 0	WP 0	HR 0	S 10	P 12	ERA 0.00	WHIP 0.000

Batter	1		2		3		4		5		6		7		8		9		AB R H RBI BB SO LOB		BOTTOM														
<div>Felipe Lopez, S<div>(1, 4)</div><div>OBP: 0.287, SLG: 0.341</div></div> <div>10 Ronnie Belliard, R<div>(6, 4)</div><div>OBP: 0.325, SLG: 0.363</div></div>	<div>2-3</div> <div>1</div> <div></div> <div></div>			<div>X</div> <div>0-0</div> <div>1</div> <div></div> <div></div>			<div>B</div> <div>2-1</div> <div>3</div> <div></div> <div></div>			<div>C</div> <div>0-1</div> <div>2</div> <div></div> <div></div>								<div>3 0 0 0 0 1 0</div> <div>1 0 0 0 0 0 0</div>	<div>Pittsburgh Pirates @ Washington Nationals</div> <div>Robert F. Kennedy Memorial Stadium, Washington, DC</div> <div>livebaseballscorecards.com</div> <div><div>AB29</div><div>R2</div><div>H3</div><div>RBI2</div><div>BB3</div><div>SO7</div><div>LOB10</div></div> <div></div>																
<div>15 Cristian Guzman, S<div>(1, 6)</div><div>OBP: 0.365, SLG: 0.457</div></div>	<div>4-2</div> <div>21 HR</div> <div>BB</div> <div></div>			<div>C</div> <div>1-1</div> <div>2</div> <div></div> <div></div>			<div>X</div> <div>0-0</div> <div>1</div> <div></div> <div></div>			<div>F</div> <div>1-2</div> <div>3</div> <div></div> <div></div>					<div>3 1 0 0 1 0 0</div>																				
<div>11 Ryan Zimmerman, R<div>(1, 5)</div><div>OBP: 0.305, SLG: 0.412</div></div>	<div>0-3</div> <div>2</div> <div></div> <div></div>			<div>C</div> <div>0-3</div> <div>3</div> <div></div> <div></div>			<div>B</div> <div>2-0</div> <div>21 G4-3</div> <div>2B</div> <div></div>			<div>B</div> <div>3-1</div> <div>1</div> <div></div> <div></div>			<div>4 0 1 0 0 2 1</div>																						
<div>21 Dmitri Young, S<div>(1, 3)</div><div>OBP: 0.403, SLG: 0.509</div></div>	<div>1 SAFE</div> <div>3-2</div> <div></div> <div></div>			<div>F</div> <div>4-2</div> <div>25 FC5-4</div> <div>BB</div> <div></div>			<div>X</div> <div>0-0</div> <div>2</div> <div></div> <div></div>			<div>X</div> <div>0-0</div> <div>2</div> <div></div> <div></div>			<div>3 1 1 2 1 0 1</div>																						
<div>25 Austin Kearns, R<div>(1, 9)</div><div>OBP: 0.310, SLG: 0.387</div></div>	<div>C</div> <div>1-3</div> <div>3</div> <div></div> <div></div>			<div>X</div> <div>0-0</div> <div>1</div> <div></div> <div></div>			<div>C</div> <div>2-2</div> <div>3</div> <div></div> <div></div>			<div>X</div> <div>0-0</div> <div>3</div> <div></div> <div></div>			<div>4 0 0 0 0 1 2</div>																						
<div>Ryan Church, L<div>(1, 7)</div><div>OBP: 0.368, SLG: 0.457</div></div>		<div>F</div> <div>0-1</div> <div></div> <div></div>			<div>F</div> <div>2-2</div> <div>1 SAFE</div> <div>L9</div> <div></div>			<div>B</div> <div>1-3</div> <div>1</div> <div></div> <div></div>					<div>3 0 1 0 0 1 1</div>																						
<div>Brian Schneider, L<div>(1, 2)</div><div>OBP: 0.318, SLG: 0.328</div></div>		<div>X</div> <div>0-0</div> <div>1</div> <div></div> <div></div>			<div>C</div> <div>1-2</div> <div>3</div> <div></div> <div></div>			<div>B</div> <div>4-0</div> <div>G4-6-3</div> <div>BB</div> <div></div>			<div>B</div> <div>1-3</div> <div>1</div> <div></div> <div></div>			<div>2 0 0 0 1 1 2</div>																					
<div>Ryan Langerhans, L<div>(1, 8)</div><div>OBP: 0.257, SLG: 0.214</div></div>		<div>S</div> <div>0-1</div> <div>2</div> <div></div> <div></div>				<div>B</div> <div>2-1</div> <div>1</div> <div></div> <div></div>			<div>X</div> <div>0-0</div> <div>2</div> <div></div> <div></div>			<div>3 0 0 0 0 0 2</div>																							
<div>47 Matt Chico, L<div>(1, 1)</div><div>OBP: 0.200, SLG: 0.200</div></div> <div>43 Jesus Colome, R<div>(8, 1)</div></div> <div>Tony Batista, R<div>(8, PH)</div></div> <div>32 Chad Cordero, R<div>(9, 1)</div></div>		<div>X</div> <div>0-0</div> <div>3</div> <div></div> <div></div>				<div>B</div> <div>1-3</div> <div>2</div> <div></div> <div></div>			<div>C</div> <div>0-1</div> <div>1</div> <div></div> <div></div>			<div>2 0 0 0 0 1 1</div> <div>0 0 0 0 0 0 0</div> <div>1 0 0 0 0 0 0</div> <div>0 0 0 0 0 0 0</div>																							
Inning Stats	R: 2 E: 0 K: 3 S: 16	H: 1 LOB: 0 BB: 1 P: 26	R: 0 E: 0 K: 0 S: 6	H: 1 LOB: 1 BB: 0 P: 6	R: 0 E: 0 K: 1 S: 6	H: 0 LOB: 1 BB: 0 P: 7	R: 0 E: 0 K: 1 S: 9	H: 0 LOB: 1 BB: 1 P: 16	R: 0 E: 0 K: 1 S: 7	H: 1 LOB: 1 BB: 0 P: 12	R: 0 E: 0 K: 1 S: 6	H: 0 LOB: 0 BB: 1 P: 10	R: 0 E: 0 K: 1 S: 4	H: 0 LOB: 0 BB: 1 P: 9	R: 0 E: 0 K: 0 S: 7	H: 0 LOB: 0 BB: 0 P: 8	R: 0 E: 0 K: 0 S: 4	H: 0 LOB: 0 BB: 0 P: 7	1B: 0 2B: 2 3B: 0 HR: 1	SF: 0 SAC: 0 DP: 1 HBP: 0	WP: 0 PB: 0 SB: 0 CS: 0	PA: 32 ERA WHIP													
<div>PITCHER</div> <div>45 Ian Snell, R<div>(1, 1)</div><div>ERA: 2.91</div></div> <div>55 Matt Capps, R<div>(8, 1)</div><div>ERA: 2.7</div></div>	IP 7.0	WLS W	BF 6	H 0	R 0	ER 0	SO 0	BB 0	IBB 0	HBP 0	BLK 0	WP 0	HR 0	S 11	P 15	ERA 0.00	WHIP 0.000	PITCHER	IP 7.0	WLS W	BF 6	H 0	R 0	ER 0	SO 0	BB 0	IBB 0	HBP 0	BLK 0	WP 0	HR 0	S 11	P 15	ERA 0.00	WHIP 0.000

[illegible]

Batter	1												2				3				4				5				6				7				8				9				AB R H RBI BB SO LOB												BOTTOM																															
<div>Luis Castillo, S</div> <div>OBP: 0.382, SLG: 0.366</div> <div>(1, 4)</div>	<div>C B F B X</div> <div>1-2</div> <div>G4-3</div> <div>①</div> <div><div></div></div>																<div>2 SAFE</div> <div>C C C B F B X</div> <div>2-2</div> <div>G6-3</div> <div>②</div> <div>③</div> <div>1-2f</div> <div><div></div></div>												<div>C B B B X</div> <div>2-2</div> <div>F8</div> <div>②</div> <div><div></div></div>								<div>C C C B B B X</div> <div>2-3</div> <div>K</div> <div>①</div> <div><div></div></div>				<div>C B F B X</div> <div>2-2</div> <div><div></div></div> <div>1B</div> <div>1-H</div>				5 0 1 1 0 1 2												<div>Washington Nationals @ Minnesota Twins</div> <div>Hubert H. Humphrey Metrodome, Minneapolis, MN</div> <div>Fri Jun 08 2007, 8:10 PM EDT</div> <div>Att. 25,144 - Dome - 70 F</div> <div>livebaseballscorecards.com</div>																															
<div>7 Joe Mauer, L</div> <div>OBP: 0.437, SLG: 0.486</div> <div>(1, 2)</div>	<div>B C B X</div> <div>1-1</div> <div>G4-3</div> <div>②</div> <div><div></div></div>																				<div>B B B C C X</div> <div>3-2</div> <div>L9</div> <div>①</div> <div><div></div></div>								<div>B C B X</div> <div>2-1</div> <div><div></div></div> <div>3B</div>								<div>B F B X</div> <div>1-1</div> <div>G3</div> <div>②</div> <div><div></div></div>				<div>C B F F F X</div> <div>1-2</div> <div>L3</div> <div>③</div> <div><div></div></div>				5 0 1 0 0 0 1																																											
<div>5 Michael Cuddyer, R</div> <div>OBP: 0.377, SLG: 0.471</div> <div>(1, 9)</div>	<div>C B C B X</div> <div>2-2</div> <div>G3</div> <div>③</div> <div><div></div></div>																				<div>C S C S</div> <div>0-3</div> <div>K</div> <div>②</div> <div><div></div></div>								<div>C B X</div> <div>1-1</div> <div>F9</div> <div>③</div> <div><div></div></div>								<div>B B B B B</div> <div>4-0</div> <div><div>33 1B</div></div> <div>1B</div> <div>BB</div>				3 1 0 0 1 1 1																																															
<div>33 Justin Morneau, L</div> <div>OBP: 0.354, SLG: 0.546</div> <div>(1, 3)</div>													<div>B C B X</div> <div>1-1</div> <div>F8</div> <div>①</div> <div><div></div></div>								<div>X</div> <div>0-0</div> <div>E7</div> <div><div></div></div>								<div>X</div> <div>0-0</div> <div><div>55 1B</div></div> <div>16 HR</div> <div>1B</div>				<div>S X</div> <div>0-1</div> <div><div></div></div> <div>1B</div> <div>1-3</div>				4 1 2 0 0 0 0																																																			
<div>Torii Hunter, R</div> <div>OBP: 0.349, SLG: 0.565</div> <div>(1, 8)</div>													<div>B X</div> <div>1-0</div> <div><div></div></div> <div>55</div> <div>G1-4-3</div> <div>1B</div>								<div>F B C B X</div> <div>1-2</div> <div>P4</div> <div>③</div> <div><div></div></div>								<div>B S X</div> <div>1-1</div> <div>F8</div> <div>①</div> <div><div></div></div>				<div>B F X</div> <div>1-1</div> <div><div></div></div> <div>1B</div> <div>1-2</div> <div>3-H</div>				4 0 2 1 0 0 2																																																			
<div>55 Mike Redmond, R</div> <div>OBP: 0.346, SLG: 0.381</div> <div>(1, 10)</div>													<div>1 SAFE</div> <div>C D B X</div> <div>1-1</div> <div>G1-4-3</div> <div>②</div> <div>③</div> <div>1-2f</div> <div><div></div></div>								<div>F X</div> <div>0-1</div> <div>F9</div> <div>①</div> <div><div></div></div>								<div>X</div> <div>0-0</div> <div><div>16 HR</div></div> <div>1B</div> <div>1-3</div>				<div>X F C B</div> <div>1-2</div> <div>G4-3</div> <div>③</div> <div><div></div></div>				4 1 1 0 0 0 3																																																			
<div>16 Jason Kubel, L</div> <div>OBP: 0.290, SLG: 0.382</div> <div>(1, 7)</div>													<div>C X</div> <div>0-1</div> <div>G3</div> <div>①</div> <div><div></div></div>								<div>C B X</div> <div>1-1</div> <div>G3</div> <div>②</div> <div><div></div></div>								<div>X</div> <div>0-0</div> <div><div></div></div> <div>1-H</div> <div>3-H</div> <div>HR</div>				<div>B C B X</div> <div>2-1</div> <div>G6-3</div> <div>①</div> <div><div></div></div>				4 1 1 3 0 0 0																																																			
<div>8 Nick Punto, S</div> <div>OBP: 0.327, SLG: 0.294</div> <div>(1, 5)</div>													<div>B C B X</div> <div>1-1</div> <div><div></div></div> <div>E</div> <div>1B</div>								<div>C C C B F B X</div> <div>1-2</div> <div>G4-3</div> <div>③</div> <div><div></div></div>								<div>C B X</div> <div>1-2</div> <div>P6</div> <div>②</div> <div><div></div></div>				<div>X</div> <div>0-0</div> <div>F7</div> <div>②</div> <div><div></div></div>				4 0 1 0 0 0 0																																																			
<div>Jason Bartlett, R</div> <div>OBP: 0.328, SLG: 0.294</div> <div>(1, 6)</div> <div>Jason Tyner, L</div> <div>OBP: 0.306, SLG: 0.320</div> <div>(9, PH)</div>													<div>B C B X</div> <div>2-1</div> <div>SAFE</div> <div>FC4</div> <div>G6-3</div> <div>1-2</div> <div><div></div></div>												<div>B C B X</div> <div>1-2</div> <div>G6-3</div> <div>①</div> <div><div></div></div>				<div>B X</div> <div>1-0</div> <div>L9</div> <div>③</div> <div><div></div></div>				<div>B C B X</div> <div>2-1</div> <div><div></div></div> <div>1B</div> <div>DI</div> <div>1B</div>				3 0 0 0 0 0 1 1 1 1 0 0 0 0																																																			
Inning Stats	R: 0 E: 0 K: 0 S: 10				H: 0 LOB: 0 BB: 0 P: 14				R: 0 E: 0 K: 0 S: 5				H: 1 LOB: 0 BB: 0 P: 8				R: 0 E: 1 K: 0 S: 10				H: 1 LOB: 1 BB: 0 P: 15				R: 0 E: 1 K: 1 S: 10				H: 0 LOB: 1 BB: 0 P: 14				R: 0 E: 0 K: 0 S: 8				H: 0 LOB: 0 BB: 0 P: 10				R: 0 E: 0 K: 0 S: 10				H: 1 LOB: 1 BB: 0 P: 16				R: 3 E: 0 K: 0 S: 9				H: 3 LOB: 0 BB: 0 P: 12				R: 1 E: 0 K: 1 S: 12				H: 2 LOB: 2 BB: 1 P: 21				R: 1 E: 0 K: 0 S: 15				H: 2 LOB: 1 BB: 0 P: 22				1B: 8 2B: 0 3B: 1 HR: 1				SF: 0 SAC: 0 DP: 2 HBP: 0				WP: 0 PB: 0 SB: 0 CS: 0				PA: 38			
PITCHER	IP	WLS	BF	H	R	ER	SO	BB	IBB	HBP	BLK	WP	HR	S	P	ERA	WHIP	PITCHER	IP	WLS	BF	H	R	ER	SO	BB	IBB	HBP	BLK	WP	HR	S	P	ERA	WHIP																																																					
50 Jason Simontacchi, R	(1, 1)	7.2	W	30	6	4	4	2	1	0	0	0	1	67	101	4.70	0.913																																																																							
40 Billy Traber, L	(8, 1)	0.0		2	2	0	0	0	0	0	0	0	0	4	5	∞	∞																																																																							
52 Saul Rivera, R	(8, 1)	1.1	S	6	2	1	1	0	0	0	0	0	0	18	26	6.75	1.500																																																																							

Batter	1	2	3	4	5	6	7	8	9	AB R H RBI BB SO LOB	TOP											
<div>Felipe Lopez, S<div>(1, 4)</div><div>OBP: 0.283, SLG: 0.336</div></div> <div><div>C</div><div>B</div><div>S</div><div>S</div></div> <div><div>1-3</div><div><div><div>K</div></div></div><div><div>1</div></div></div> <div><div>B</div><div>B</div><div>F</div><div>C</div><div>S</div><div>S</div><div>1</div><div>SAFE</div><div>SAFE</div></div> <div><div>2-3</div><div><div><div>K</div></div></div><div><div>1-2</div></div></div> <div><div>X</div><div><div>0-0</div><div><div>G6-3</div></div></div><div><div>2</div></div></div> <div><div>B</div><div>B</div><div>X</div><div>X</div></div> <div><div>1-0</div><div><div><div>F8</div></div></div><div><div>1</div></div></div> <div><div>4</div><div>0</div><div>0</div><div>0</div><div>0</div><div>2</div><div>1</div></div>	<div>15 Cristian Guzman, S<div>(1, 6)</div><div>OBP: 0.393, SLG: 0.488</div></div> <div><div>S</div><div>F</div><div>X</div></div> <div><div>0-2</div><div><div><div></div></div></div><div><div>1B</div></div></div> <div><div>C</div><div>X</div></div> <div><div>0-1</div><div><div><div><div>11</div><div>HR</div></div></div></div><div><div>1B</div></div></div> <div><div>X</div><div><div>0-0</div><div><div></div></div></div><div><div>1B</div></div></div> <div><div>C</div><div>B</div><div>X</div></div> <div><div>1-1</div><div><div><div>G4-3</div></div></div><div><div>2</div></div></div> <div><div>4</div><div>1</div><div>3</div><div>0</div><div>0</div><div>0</div><div>0</div></div>	<div>11 Ryan Zimmerman, R<div>(1, 5)</div><div>OBP: 0.306, SLG: 0.421</div></div> <div><div>B</div><div>C</div><div>S</div><div>B</div><div>F</div><div>S</div><div>1</div><div>SAFE</div></div> <div><div>2-3</div><div><div><div>K</div></div></div><div><div>2</div></div></div> <div><div>F</div><div>S</div><div>B</div><div>F</div><div>C</div><div>X</div></div> <div><div>1-2</div><div><div><div><div></div></div></div></div><div><div>1-H</div><div>3-H</div><div>HR</div></div></div> <div><div>X</div><div><div>2-1</div><div><div>P4</div></div></div><div><div>3</div></div></div> <div><div>C</div><div>S</div><div>X</div></div> <div><div>0-2</div><div><div><div>G5-3</div></div></div><div><div>3</div></div></div> <div><div>4</div><div>1</div><div>1</div><div>3</div><div>0</div><div>1</div><div>2</div></div>	<div>21 Dmitri Young, S<div>(1, 10)</div><div>OBP: 0.405, SLG: 0.511</div></div> <div><div>S</div><div>S</div><div>B</div><div>T</div><div>T</div><div>B</div><div>B</div><div>10</div><div>PR</div></div> <div><div>3-2</div><div><div><div>F7</div></div></div><div><div>3</div></div></div> <div><div>S</div><div>C</div><div>F</div><div>C</div></div> <div><div>0-3</div><div><div><div><div></div></div></div></div><div><div>2</div></div></div> <div><div>X</div><div><div>0-0</div><div><div>F9</div></div></div><div><div>1</div></div></div> <div><div>0-1</div><div><div><div>F9</div></div></div><div><div>2</div></div></div> <div><div>X</div><div><div>0-0</div><div><div>G3-1</div></div></div><div><div>3</div></div></div> <div><div>4</div><div>0</div><div>1</div><div>0</div><div>0</div><div>1</div><div>1</div></div>	<div>25 Austin Kearns, R<div>(1, 9)</div><div>OBP: 0.311, SLG: 0.386</div></div> <div><div>C</div><div>B</div><div>X</div></div> <div><div>1-2</div><div><div><div></div></div></div><div><div>2B</div></div></div> <div><div>B</div><div>B</div><div>B</div><div>C</div><div>X</div></div> <div><div>3-1</div><div><div><div>G6-3</div></div></div><div><div>3</div></div></div> <div><div>X</div><div><div>0-0</div><div><div>F8</div></div></div><div><div>1</div></div></div> <div><div>B</div><div>C</div><div>C</div><div>C</div></div> <div><div>1-3</div><div><div><div><div></div></div></div></div><div><div>1</div></div></div> <div><div>X</div><div><div>0-1</div><div><div>F8</div></div></div><div><div>2</div></div></div> <div><div>C</div><div>X</div></div> <div><div>1-1</div><div><div><div>F8</div></div></div><div><div>2</div></div></div> <div><div>S</div><div>B</div><div>X</div></div> <div><div>2-2</div><div><div><div>F7</div></div></div><div><div>3</div></div></div> <div><div>C</div><div>C</div><div>B</div><div>B</div><div>T</div><div>T</div><div>B</div><div>B</div><div>10</div><div>PR</div></div> <div><div>0-0</div><div><div><div>E5</div><div>15</div><div>1B</div><div>S</div><div>11</div><div>HR</div></div></div></div> <div><div>X</div><div><div>1-2</div><div><div>G5-3</div></div></div><div><div>1</div></div></div> <div><div>B</div><div>T</div><div>X</div></div> <div><div>1-1</div><div><div><div>G5-3</div></div></div><div><div>1</div></div></div> <div><div>B</div><div>T</div><div>X</div></div> <div><div>1-2</div><div><div><div><div></div></div></div></div><div><div>CS</div><div>1B</div></div></div> <div><div>C</div><div>B</div><div>X</div></div> <div><div>1-2</div><div><div><div>P3</div></div></div><div><div>2</div><div>3</div></div></div> <div><div>3</div><div>0</div><div>1</div><div>0</div><div>0</div><div>0</div><div>1</div></div>	<div>10 Ronnie Belliard, R<div>(9, PR)</div><div>OBP: 0.322, SLG: 0.364</div></div> <div><div>S</div><div>S</div><div>B</div><div>T</div><div>T</div><div>B</div><div>B</div><div>9</div><div>10</div></div> <div><div>3-2</div><div><div><div>F7</div></div></div><div><div>3</div></div></div> <div><div>S</div><div>C</div><div>F</div><div>C</div></div> <div><div>0-3</div><div><div><div><div></div></div></div></div><div><div>2</div></div></div> <div><div>X</div><div><div>0-0</div><div><div>F9</div></div></div><div><div>2</div></div></div> <div><div>0-1</div><div><div><div><div></div></div></div></div><div><div>1B</div></div></div> <div><div>C</div><div>X</div></div> <div><div>1-1</div><div><div><div>F8</div></div></div><div><div>2</div></div></div> <div><div>S</div><div>B</div><div>X</div></div> <div><div>2-2</div><div><div><div>F7</div></div></div><div><div>3</div></div></div> <div><div>C</div><div>C</div><div>B</div><div>B</div><div>T</div><div>T</div><div>B</div><div>B</div><div>10</div><div>PR</div></div> <div><div>0-0</div><div><div><div>E5</div><div>15</div><div>1B</div><div>S</div><div>11</div><div>HR</div></div></div></div> <div><div>X</div><div><div>1-2</div><div><div>G5-3</div></div></div><div><div>1</div></div></div> <div><div>B</div><div>T</div><div>X</div></div> <div><div>1-1</div><div><div><div>G5-3</div></div></div><div><div>1</div></div></div> <div><div>B</div><div>T</div><div>X</div></div> <div><div>1-2</div><div><div><div><div></div></div></div></div><div><div>CS</div><div>1B</div></div></div> <div><div>C</div><div>B</div><div>X</div></div> <div><div>1-2</div><div><div><div>P3</div></div></div><div><div>2</div><div>3</div></div></div> <div><div>3</div><div>0</div><div>1</div><div>0</div><div>0</div><div>0</div><div>1</div></div>	<div>25 Austin Kearns, R<div>(1, 9)</div><div>OBP: 0.311, SLG: 0.386</div></div> <div><div>C</div><div>B</div><div>X</div></div> <div><div>1-1</div><div><div><div></div></div></div><div><div>25</div><div>G4-3</div><div>2B</div></div></div> <div><div>B</div><div>F</div><div>X</div></div> <div><div>1-1</div><div><div><div>G4-3</div></div></div><div><div>1</div></div></div> <div><div>B</div><div>F</div><div>B</div><div>B</div><div>D</div><div>X</div></div> <div><div>3-1</div><div><div><div><div></div></div></div></div><div><div>2</div></div></div> <div><div>4</div><div>0</div><div>1</div><div>0</div><div>0</div><div>0</div><div>1</div></div>	<div>10 Ronnie Belliard, R<div>(9, PR)</div><div>OBP: 0.322, SLG: 0.364</div></div> <div><div>S</div><div>S</div><div>B</div><div>T</div><div>T</div><div>B</div><div>B</div><div>9</div><div>10</div></div> <div><div>3-2</div><div><div><div>F7</div></div></div><div><div>3</div></div></div> <div><div>S</div><div>C</div><div>F</div><div>C</div></div> <div><div>0-3</div><div><div><div><div></div></div></div></div><div><div>2</div></div></div> <div><div>X</div><div><div>0-0</div><div><div>F9</div></div></div><div><div>2</div></div></div> <div><div>0-1</div><div><div><div><div></div></div></div></div><div><div>1B</div></div></div> <div><div>C</div><div>X</div></div> <div><div>1-1</div><div><div><div>F8</div></div></div><div><div>2</div></div></div> <div><div>S</div><div>B</div><div>X</div></div> <div><div>2-2</div><div><div><div>F7</div></div></div><div><div>3</div></div></div> <div><div>C</div><div>C</div><div>B</div><div>B</div><div>T</div><div>T</div><div>B</div><div>B</div><div>10</div><div>PR</div></div> <div><div>0-0</div><div><div><div>E5</div><div>15</div><div>1B</div><div>S</div><div>11</div><div>HR</div></div></div></div> <div><div>X</div><div><div>1-2</div><div><div>G5-3</div></div></div><div><div>1</div></div></div> <div><div>B</div><div>T</div><div>X</div></div> <div><div>1-1</div><div><div><div>G5-3</div></div></div><div><div>1</div></div></div> <div><div>B</div><div>T</div><div>X</div></div> <div><div>1-2</div><div><div><div><div></div></div></div></div><div><div>CS</div><div>1B</div></div></div> <div><div>C</div><div>B</div><div>X</div></div> <div><div>1-2</div><div><div><div>P3</div></div></div><div><div>2</div><div>3</div></div></div> <div><div>3</div><div>0</div><div>1</div><div>0</div><div>0</div><div>0</div><div>1</div></div>	<div>10 Ronnie Belliard, R<div>(9, PR)</div><div>OBP: 0.322, SLG: 0.364</div></div> <div><div>S</div><div>S</div><div>B</div><div>T</div><div>T</div><div>B</div><div>B</div><div>9</div><div>10</div></div> <div><div>3-2</div><div><div><div>F7</div></div></div><div><div>3</div></div></div> <div><div>S</div><div>C</div><div>F</div><div>C</div></div> <div><div>0-3</div><div><div><div><div></div></div></div></div><div><div>2</div></div></div> <div><div>X</div><div><div>0-0</div><div><div>F9</div></div></div><div><div>2</div></div></div> <div><div>0-1</div><div><div><div><div></div></div></div></div><div><div>1B</div></div></div> <div><div>C</div><div>X</div></div> <div><div>1-1</div><div><div><div>F8</div></div></div><div><div>2</div></div></div> <div><div>S</div><div>B</div><div>X</div></div> <div><div>2-2</div><div><div><div>F7</div></div></div><div><div>3</div></div></div> <div><div>C</div><div>C</div><div>B</div><div>B</div><div>T</div><div>T</div><div>B</div><div>B</div><div>10</div><div>PR</div></div> <div><div>0-0</div><div><div><div>E5</div><div>15</div><div>1B</div><div>S</div><div>11</div><div>HR</div></div></div></div> <div><div>X</div><div><div>1-2</div><div><div>G5-3</div></div></div><div><div>1</div></div></div> <div><div>B</div><div>T</div><div>X</div></div> <div><div>1-1</div><div><div><div>G5-3</div></div></div><div><div>1</div></div></div> <div><div>B</div><div>T</div><div>X</div></div> <div><div>1-2</div><div><div><div><div></div></div></div></div><div><div>CS</div><div>1B</div></div></div> <div><div>C</div><div>B</div><div>X</div></div> <div><div>1-2</div><div><div><div>P3</div></div></div><div><div>2</div><div>3</div></div></div> <div><div>3</div><div>0</div><div>1</div><div>0</div><div>0</div><div>0</div><div>1</div></div>	<div>25 Austin Kearns, R<div>(1, 9)</div><div>OBP: 0.311, SLG: 0.386</div></div> <div><div>C</div><div>B</div><div>X</div></div> <div><div>1-1</div><div><div><div></div></div></div><div><div>25</div><div>G4-3</div><div>2B</div></div></div> <div><div>B</div><div>F</div><div>X</div></div> <div><div>1-1</div><div><div><div>G4-3</div></div></div><div><div>1</div></div></div> <div><div>B</div><div>F</div><div>B</div><div>B</div><div>D</div><div>X</div></div> <div><div>3-1</div><div><div><div><div></div></div></div></div><div><div>2</div></div></div> <div><div>4</div><div>0</div><div>0</div><div>0</div><div>0</div><div>1</div><div>3</div></div>	<div>10 Ronnie Belliard, R<div>(9, PR)</div><div>OBP: 0.322, SLG: 0.364</div></div> <div><div>S</div><div>S</div><div>B</div><div>T</div><div>T</div><div>B</div><div>B</div><div>9</div><div>10</div></div> <div><div>3-2</div><div><div><div>F7</div></div></div><div><div>3</div></div></div> <div><div>S</div><div>C</div><div>F</div><div>C</div></div> <div><div>0-3</div><div><div><div><div></div></div></div></div><div><div>2</div></div></div> <div><div>X</div><div><div>0-0</div><div><div>F9</div></div></div><div><div>2</div></div></div> <div><div>0-1</div><div><div><div><div></div></div></div></div><div><div>1B</div></div></div> <div><div>C</div><div>X</div></div> <div><div>1-1</div><div><div><div>F8</div></div></div><div><div>2</div></div></div> <div><div>S</div><div>B</div><div>X</div></div> <div><div>2-2</div><div><div><div>F7</div></div></div><div><div>3</div></div></div> <div><div>C</div><div>C</div><div>B</div><div>B</div><div>T</div><div>T</div><div>B</div><div>B</div><div>10</div><div>PR</div></div> <div><div>0-0</div><div><div><div>E5</div><div>15</div><div>1B</div><div>S</div><div>11</div><div>HR</div></div></div></div> <div><div>X</div><div><div>1-2</div><div><div>G5-3</div></div></div><div><div>1</div></div></div> <div><div>B</div><div>T</div><div>X</div></div> <div><div>1-1</div><div><div><div>G5-3</div></div></div><div><div>1</div></div></div> <div><div>B</div><div>T</div><div>X</div></div> <div><div>1-2</div><div><div><div><div></div></div></div></div><div><div>CS</div><div>1B</div></div></div> <div><div>C</div><div>B</div><div>X</div></div> <div><div>1-2</div><div><div><div>P3</div></div></div><div><div>2</div><div>3</div></div></div> <div><div>3</div><div>0</div><div>1</div><div>0</div><div>0</div><div>0</div><div>1</div></div>	<div>10 Ronnie Belliard, R<div>(9, PR)</div><div>OBP: 0.322, SLG: 0.364</div></div> <div><div>S</div><div>S</div><div>B</div><div>T</div><div>T</div><div>B</div><div>B</div><div>9</div><div>10</div></div> <div><div>3-2</div><div><div><div>F7</div></div></div><div><div>3</div></div></div> <div><div>S</div><div>C</div><div>F</div><div>C</div></div> <div><div>0-3</div><div><div><div><div></div></div></div></div><div><div>2</div></div></div> <div><div>X</div><div><div>0-0</div><div><div>F9</div></div></div><div><div>2</div></div></div> <div><div>0-1</div><div><div><div><div></div></div></div></div><div><div>1B</div></div></div> <div><div>C</div><div>X</div></div> <div><div>1-1</div><div><div><div>F8</div></div></div><div><div>2</div></div></div> <div><div>S</div><div>B</div><div>X</div></div> <div><div>2-2</div><div><div><div>F7</div></div></div><div><div>3</div></div></div> <div><div>C</div><div>C</div><div>B</div><div>B</div><div>T</div><div>T</div><div>B</div><div>B</div><div>10</div><div>PR</div></div> <div><div>0-0</div><div><div><div>E5</div><div>15</div><div>1B</div><div>S</div><div>11</div><div>HR</div></div></div></div> <div><div>X</div><div><div>1-2</div><div><div>G5-3</div></div></div><div><div>1</div></div></div> <div><div>B</div><div>T</div><div>X</div></div> <div><div>1-1</div><div><div><div>G5-3</div></div></div><div><div>1</div></div></div> <div><div>B</div><div>T</div><div>X</div></div> <div><div>1-2</div><div><div><div><div></div></div></div></div><div><div>CS</div><div>1B</div></div></div> <div><div>C</div><div>B</div><div>X</div></div> <div><div>1-2</div><div><div><div>P3</div></div></div><div><div>2</div><div>3</div></div></div> <div><div>3</div><div>0</div><div>1</div><div>0</div><div>0</div><div>0</div><div>1</div></div>	<div>25 Austin Kearns, R<div>(1, 9)</div><div>OBP: 0.311, SLG: 0.386</div></div> <div><div>C</div><div>B</div><div>X</div></div> <div><div>1-1</div><div><div><div></div></div></div><div><div>25</div><div>G4-3</div><div>2B</div></div></div> <div><div>B</div><div>F</div><div>X</div></div> <div><div>1-1</div><div><div><div>G4-3</div></div></div><div><div>1</div></div></div> <div><div>B</div><div>F</div><div>B</div><div>B</div><div>D</div><div>X</div></div> <div><div>3-1</div><div><div><div><div></div></div></div></div><div><div>2</div></div></div> <div><div>4</div><div>0</div><div>0</div><div>0</div><div>0</div><div>1</div><div>3</div></div>	<div>10 Ronnie Belliard, R<div>(9, PR)</div><div>OBP: 0.322, SLG: 0.364</div></div> <div><div>S</div><div>S</div><div>B</div><div>T</div><div>T</div><div>B</div><div>B</div><div>9</div><div>10</div></div> <div><div>3-2</div><div><div><div>F7</div></div></div><div><div>3</div></div></div> <div><div>S</div><div>C</div><div>F</div><div>C</div></div> <div><div>0-3</div><div><div><div><div></div></div></div></div><div><div>2</div></div></div> <div><div>X</div><div><div>0-0</div><div><div>F9</div></div></div><div><div>2</div></div></div> <div><div>0-1</div><div><div><div><div></div></div></div></div><div><div>1B</div></div></div> <div><div>C</div><div>X</div></div> <div><div>1-1</div><div><div><div>F8</div></div></div><div><div>2</div></div></div> <div><div>S</div><div>B</div><div>X</div></div> <div><div>2-2</div><div><div><div>F7</div></div></div><div><div>3</div></div></div> <div><div>C</div><div>C</div><div>B</div><div>B</div><div>T</div><div>T</div><div>B</div><div>B</div><div>10</div><div>PR</div></div> <div><div>0-0</div><div><div><div>E5</div><div>15</div><div>1B</div><div>S</div><div>11</div><div>HR</div></div></div></div> <div><div>X</div><div><div>1-2</div><div><div>G5-3</div></div></div><div><div>1</div></div></div> <div><div>B</div><div>T</div><div>X</div></div> <div><div>1-1</div><div><div><div>G5-3</div></div></div><div><div>1</div></div></div> <div><div>B</div><div>T</div><div>X</div></div> <div><div>1-2</div><div><div><div><div></div></div></div></div><div><div>CS</div><div>1B</div></div></div> <div><div>C</div><div>B</div><div>X</div></div> <div><div>1-2</div><div><div><div>P3</div></div></div><div><div>2</div><div>3</div></div></div> <div><div>3</div><div>0</div><div>1</div><div>0</div><div>0</div><div>0</div><div>1</div></div>	<div>10 Ronnie Belliard, R<div>(9, PR)</div><div>OBP: 0.322, SLG: 0.364</div></div> <div><div>S</div><div>S</div><div>B</div><div>T</div><div>T</div><div>B</div><div>B</div><div>9</div><div>10</div></div> <div><div>3-2</div><div><div><div>F7</div></div></div><div><div>3</div></div></div> <div><div>S</div><div>C</div><div>F</div><div>C</div></div> <div><div>0-3</div><div><div><div><div></div></div></div></div><div><div>2</div></div></div> <div><div>X</div><div><div>0-0</div><div><div>F9</div></div></div><div><div>2</div></div></div> <div><div>0-1</div><div><div><div><div></div></div></div></div><div><div>1B</div></div></div> <div><div>C</div><div>X</div></div> <div><div>1-1</div><div><div><div>F8</div></div></div><div><div>2</div></div></div> <div><div>S</div><div>B</div><div>X</div></div> <div><div>2-2</div><div><div><div>F7</div></div></div><div><div>3</div></div></div> <div><div>C</div><div>C</div><div>B</div><div>B</div><div>T</div><div>T</div><div>B</div><div>B</div><div>10</div><div>PR</div></div> <div><div>0-0</div><div><div><div>E5</div><div>15</div><div>1B</div><div>S</div><div>11</div><div>HR</div></div></div></div> <div><div>X</div><div><div>1-2</div><div><div>G5-3</div></div></div><div><div>1</div></div></div> <div><div>B</div><div>T</div><div>X</div></div> <div><div>1-1</div><div><div><div>G5-3</div></div></div><div><div>1</div></div></div> <div><div>B</div><div>T</div><div>X</div></div> <div><div>1-2</div><div><div><div><div></div></div></div></div><div><div>CS</div><div>1B</div></div></div> <div><div>C</div><div>B</div><div>X</div></div> <div><div>1-2</div><div><div><div>P3</div></div></div><div><div>2</div><div>3</div></div></div> <div><div>3</div><div>0</div><div>1</div><div>0</div><div>0</div><div>0</div><div>1</div></div>	<div>25 Austin Kearns, R<div>(1, 9)</div><div>OBP: 0.311, SLG: 0.386</div></div> <div><div>C</div><div>B</div><div>X</div></div> <div><div>1-1</div><div><div><div></div></div></div><div><div>25</div><div>G4-3</div><div>2B</div></div></div> <div><div>B</div><div>F</div><div>X</div></div> <div><div>1-1</div><div><div><div>G4-3</div></div></div><div><div>1</div></div></div> <div><div>B</div><div>F</div><div>B</div><div>B</div><div>D</div><div>X</div></div> <div><div>3-1</div><div><div><div><div></div></div></div></div><div><div>2</div></div></div> <div><div>4</div><div>0</div><div>0</div><div>0</div><div>0</div><div>1</div><div>3</div></div>	<div>10 Ronnie Belliard, R<div>(9, PR)</div><div>OBP: 0.322, SLG: 0.364</div></div> <div><div>S</div><div>S</div><div>B</div><div>T</div><div>T</div><div>B</div><div>B</div><div>9</div><div>10</div></div> <div><div>3-2</div><div><div><div>F7</div></div></div><div><div>3</div></div></div> <div><div>S</div><div>C</div><div>F</div><div>C</div></div> <div><div>0-3</div><div><div><div><div></div></div></div></div><div><div>2</div></div></div> <div><div>X</div><div><div>0-0</div><div><div>F9</div></div></div><div><div>2</div></div></div> <div><div>0-1</div><div><div><div><div></div></div></div></div><div><div>1B</div></div></div> <div><div>C</div><div>X</div></div> <div><div>1-1</div><div><div><div>F8</div></div></div><div><div>2</div></div></div> <div><div>S</div><div>B</div><div>X</div></div> <div><div>2-2</div><div><div><div>F7</div></div></div><div><div>3</div></div></div> <div><div>C</div><div>C</div><div>B</div><div>B</div><div>T</div><div>T</div><div>B</div><div>B</div><div>10</div><div>PR</div></div> <div><div>0-0</div><div><div><div>E5</div><div>15</div><div>1B</div><div>S</div><div>11</div><div>HR</div></div></div></div> <div><div>X</div><div><div>1-2</div><div><div>G5-3</div></div></div><div><div>1</div></div></div> <div><div>B</div><div>T</div><div>X</div></div> <div><div>1-1</div><div><div><div>G5-3</div></div></div><div><div>1</div></div></div> <div><div>B</div><div>T</div><div>X</div></div> <div><div>1-2</div><div><div><div><div></div></div></div></div><div><div>CS</div><div>1B</div></div></div> <div><div>C</div><div>B</div><div>X</div></div> <div><div>1-2</div><div><div><div>P3</div></div></div><div><div>2</div><div>3</div></div></div> <div><div>3</div><div>0</div><div>1</div><div>0</div><div>0</div><div>0</div><div>1</div></div>	<div>25 Austin Kearns, R<div>(1, 9)</div><div>OBP: 0.311, SLG: 0.386</div></div> <div><div>C</div><div>B</div><div>X</div></div> <div><div>1-1</div><div><div><div></div></div></div><div><div>25</div><div>G4-3</div><div>2B</div></div></div> <div><div>B</div><div>F</div><div>X</div></div> <div><div>1-1</div><div><div><div>G4-3</div></div></div><div><div>1</div></div></div> <div><div>B</div><div>F</div><div>B</div><div>B</div><div>D</div><div>X</div></div> <div><div>3-1</div><div><div><div><div></div></div></div></div><div><div>2</div></div></div> <div><div>4</div><div>0</div><div>0</div><div>0</div><div>0</div><div>1</div><div>3</div></div>	<div>10 Ronnie Belliard, R<div>(9, PR)</div><div>OBP: 0.322, SLG: 0.364</div></div> <div><div>S</div><div>S</div><div>B</div><div>T</div><div>T</div><div>B</div><div>B</div><div>9</div><div>10</div></div> <div><div>3-2</div><div><div><div>F7</div></div></div><div><div>3</div></div></div> <div><div>S</div><div>C</div><div>F</div><div>C</div></div> <div><div>0-3</div><div><div><div><div></div></div></div></div><div><div>2</div></div></div> <div><div>X</div><div><div>0-0</div><div><div>F9</div></div></div><div><div>2</div></div></div> <div><div>0-1</div><div><div><div><div></div></div></div></div><div><div>1B</div></div></div> <div><div>C</div><div>X</div></div> <div><div>1-1</div><div><div><div>F8</div></div></div><div><div>2</div></div></div> <div><div>S</div><div>B</div><div>X</div></div> <div><div>2-2</div><div><div><div>F7</div></div></div><div><div>3</div></div></div> <div><div>C</div><div>C</div><div>B</div><div>B</div><div>T</div><div>T</div><div>B</div><div>B</div><div>10</div><div>PR</div></div> <div><div>0-0</div><div><div><div>E5</div><div>15</div><div>1B</div><div>S</div><div>11</div><div>HR</div></div></div></div> <div><div>X</div><div><div>1-2</div><div><div>G5-3</div></div></div><div><div>1</div></div></div> <div><div>B</div><div>T</div><div>X</div></div> <div><div>1-1</div><div><div><div>G5-3</div></div></div><div><div>1</div></div></div> <div><div>B</div><div>T</div><div>X</div></div> <div><div>1-2</div><div><div><div><div></div></div></div></div><div><div>CS</div><div>1B</div></div></div> <div><div>C</div><div>B</div><div>X</div></div> <div><div>1-2</div><div><div><div>P3</div></div></div><div><div>2</div><div>3</div></div></div> <div><div>3</div><div>0</div><div>1</div><div>0</div><div>0</div><div>0</div><div>1</div></div>	<div>25 Austin Kearns, R<div>(1, 9)</div><div>OBP: 0.311, SLG: 0.386</div></div> <div><div>C</div><div>B</div><div>X</div></div> <div><div>1-1</div><div><div><div></div></div></div><div><div>25</div><div>G4-3</div><div>2B</div></div></div> <div><div>B</div><div>F</div><div>X</div></div> <div><div>1-1</div><div><div><div>G4-3</div></div></div><div><div>1</div></div></div> <div><div>B</div><div>F</div><div>B</div><div>B</div><div>D</div><div>X</div></div> <div><div>3-1</div><div><div><div><div></div></div></div></div><div><div>2</div></div></div> <div><div>4</div><div>0</div><div>0</div><div>0</div><div>0</div><div>1</div><div>3</div></div>	<div>10 Ronnie Belliard, R<div>(9, PR)</div><div>OBP: 0.322, SLG: 0.364</div></div> <div><div>S</div><div>S</div><div>B</div><div>T</div><div>T</div><div>B</div><div>B</div><div>9</div><div>10</div></div> <div><div>3-2</div><div><div><div>F7</div></div></div><div><div>3</div></div></div> <div><div>S</div><div>C</div><div>F</div><div>C</div></div> <div><div>0-3</div><div><div><div><div></div></div></div></div><div><div>2</div></div></div> <div><div>X</div><div><div>0-0</div><div><div>F9</div></div></div><div><div>2</div></div></div> <div><div>0-1</div><div><div><div><div></div></div></div></div><div><div>1B</div></div></div> <div><div>C</div><div>X</div></div> <div><div>1-1</div><div><div><div>F8</div></div></div><div><div>2</div></div></div> <div><div>S</div><div>B</div><div>X</div></div> <div><div>2-2</div><div><div><div>F7</div></div></div><div><div>3</div></div></div> <div><div>C</div><div>C</div><div>B</div><div>B</div><div>T</div><div>T</div><div>B</div><div>B</div><div>10</div><div>PR</div></div> <div><div>0-0</div><div><div><div>E5</div><div>15</div><div>1B</div><div>S</div><div>11</div><div>HR</div></div></div></div> <div><div>X</div><div><div>1-2</div><div><div>G5-3</div></div></div><div><div>1</div></div></div> <div><div>B</div><div>T</div><div>X</div></div> <div><div>1-1</div><div><div><div>G5-3</div></div></div><div><div>1</div></div></div> <div><div>B</div><div>T</div><div>X</div></div> <div><div>1-2</div><div><div><div><div></div></div></div></div><div><div>CS</div><div>1B</div></div></div> <div><div>C</div><div>B</div><div>X</div></div> <div><div>1-2</div><div><div><div>P3</div></div></div><div><div>2</div><div>3</div></div></div> <div><div>3</div><div>0</div><div>1</div><div>0</div><div>0</div><div>0</div><div>1</div></div>	<div>25 Austin Kearns, R<div>(1, 9)</div><div>OBP: 0.311, SLG: 0.386</div></div> <div><div>C</div><div>B</div><div>X</div></div> <div><div>1-1</div><div><div><div></div></div></div><div><div>25</div><div>G4-3</div><div>2B</div></div></div> <div><div>B</div><div>F</div><div>X</div></div> <div><div>1-1</div><div><div><div>G4-3</div></div></div><div><div>1</div></div></div> <div><div>B</div><div>F</div><div>B</div><div>B</div><div>D</div><div>X</div></div> <div><div>3-1</div><div><div><div><div></div></div></div></div><div><div>2</div></div></div> <div><div>4</div><div>0</div><div>0</div><div>0</div><div>0</div><div>1</div><div>3</div></div>	<div>10 Ronnie Belliard, R<div>(9, PR)</div><div>OBP: 0.322, SLG: 0.364</div></div> <div><div>S</div><div>S</div><div>B</div><div>T</div><div>T</div><div>B</div><div>B</div><div>9</div><div>10</div></div> <div><div>3-2</div><div><div><div>F7</div></div></div><div><div>3</div></div></div> <div><div>S</div><div>C</div><div>F</div><div>C</div></div> <div><div>0-3</div><div><div><div><div></div></div></div></div><div><div>2</div></div></div> <div><div>X</div><div><div>0-0</div><div><div>F9</div></div></div><div><div>2</div></div></div> <div><div>0-1</div><div><div><div><div></div></div></div></div><div><div>1B</div></div></div> <div><div>C</div><div>X</div></div> <div><div>1-1</div><div><div><div>F8</div></div></div><div><div>2</div></div></div> <div><div>S</div><div>B</div><div>X</div></div> <div><div>2-2</div><div><div><div>F7</div></div></div><div><div>3</</div></div></div>

Batter	1	2	3	4	5	6	7	8	9	10	11	AB R H RBI BB SO LOB	TOP
15 Cristian Guzman, S OBP: 0.384, SLG: 0.460 (1, 6)	<div>0-0</div> <div>F9</div> <div>1</div>		<div>2-2</div> <div>G1-3</div> <div>2</div>		<div>4-2</div> <div>BB</div>			<div>4-2</div> <div>FC4-6</div> <div>BB</div>	<div>1-0</div> <div>F8</div> <div>2</div>		<div>4-1</div> <div>3B</div> <div>BB</div>	3 1 0 0 3 0 1	<div>Washington Nationals @ Baltimore Orioles</div> <div>Oriole Park at Camden Yards, Baltimore, MD</div> <div>Wed Jun 13 2007, 7:05 PM EDT</div> <div>Att. 21,782 - Overcast - 73 F</div> <div>livebaseballscorecards.com</div>
Felipe Lopez, S OBP: 0.284, SLG: 0.338 (1, 4)	<div>1-1</div> <div>G6-3</div> <div>2</div>		<div>0-2</div> <div>G6-3</div> <div>3</div>		<div>2-2</div> <div>F9</div> <div>3</div>	<div>SAFE</div> <div>SAFE</div> <div>SAFE</div> <div>SAFE</div> <div>SAFE</div> <div>SAFE</div> <div>SAFE</div> <div>SAFE</div> <div>SAFE</div> <div>SAFE</div> <div>SAFE</div> <div>SAFE</div> <div>SAFE</div> <div>SAFE</div> <div>SAFE</div> <div>SAFE</div> <div>SAFE</div> <div>SAFE</div> <div>SAFE</div> <div>SAFE</div> <div>SAFE</div> <div>SAFE</div> <div>SAFE</div> <div>SAFE</div> <div>SAFE</div> <div>SAFE</div> <div>SAFE</div> <div>SAFE</div> <div>SAFE</div> <div>SAFE</div> <div>SAFE</div> <div>SAFE</div> <div>SAFE</div> <div>SAFE</div> <div>SAFE</div> <div>SAFE</div> <div>SAFE</div> <div>SAFE</div> <div>SAFE</div> <div>SAFE</div> <div>SAFE</div> <div>SAFE</div> <div>SAFE</div> <div>SAFE</div> <div>SAFE</div> <div>SAFE</div> <div>SAFE</div> <div>SAFE</div> <div>SAFE</div> <div>SAFE</div> <div>SAFE</div> <div>SAFE</div> <div>SAFE</div> <div>SAFE</div> <div>SAFE</div> <div>SAFE</div> <div>SAFE</div> <div>SAFE</div> <div>SAFE</div> <div>SAFE</div> <div>SAFE</div> <div>SAFE</div> <div>SAFE</div> <div>SAFE</div> <div>SAFE</div> <div>SAFE</div> <div>SAFE</div> <div>SAFE</div> <div>SAFE</div> <div>SAFE</div> <div>SAFE</div> <div>SAFE</div> <div>SAFE</div> <div>SAFE</div> <div>SAFE</div> <div>SAFE</div> <div>SAFE</div> <div>SAFE</div> <div>SAFE</div> <div>SAFE</div> <div>SAFE</div> <div>SAFE</div> <div>SAFE</div> <div>SAFE</div> <div>SAFE</div> <div>SAFE</div> <div>SAFE</div> <div>SAFE</div> <div>SAFE</div> <div>SAFE</div> <div>SAFE</div> <div>SAFE</div> <div>SAFE</div> <div>SAFE</div> <div>SAFE</div> <div>SAFE</div> <div>SAFE</div> <div>SAFE</div> <div>SAFE</div> <div>SAFE</div> <div>SAFE</div> <div>SAFE</div> <div>SAFE</div> <div>SAFE</div> <div>SAFE</div> <div>SAFE</div> <div>SAFE</div> <div>SAFE</div> <div>SAFE</div> <div>SAFE</div> <div>SAFE</div> <div>SAFE</div> <div>SAFE</div> <div>SAFE</div> <div>SAFE</div> <div>SAFE</div> <div>SAFE</div> <div>SAFE</div> <div>SAFE</div> <div>SAFE</div> <div>SAFE</div> <div>SAFE</div> <div>SAFE</div> <div>SAFE</div> <div>SAFE</div> <div>SAFE</div> <div>SAFE</div> <div>SAFE</div> <div>SAFE</div> <div>SAFE</div> <div>SAFE</div> <div>SAFE</div> <div>SAFE</div> <div>SAFE</div> <div>SAFE</div> <div>SAFE</div> <div>SAFE</div> <div>SAFE</div> <div>SAFE</div> <div>SAFE</div> <div>SAFE</div> <div>SAFE</div> <div>SAFE</div> <div>SAFE</div> <div>SAFE</div> <div>SAFE</div> <div>SAFE</div> <div>SAFE</div> <div>SAFE</div> <div>SAFE</div> <div>SAFE</div> <div>SAFE</div> <div>SAFE</div> <div>SAFE</div> <div>SAFE</div> <div>SAFE</div> <div>SAFE</div> <div>SAFE</div> <div>SAFE</div> <div>SAFE</div> <div>SAFE</div> <div>SAFE</div> <div>SAFE</div> <div>SAFE</div> <div>SAFE</div> <div>SAFE</div> <div>SAFE</div> <div>SAFE</div> <div>SAFE</div> <div>SAFE</div> <div>SAFE</div> <div>SAFE</div> <div>SAFE</div> <div>SAFE</div> <div>SAFE</div> <div>SAFE</div> <div>SAFE</div> <div>SAFE</div> <div>SAFE</div> <div>SAFE</div> <div>SAFE</div> <div>SAFE</div> <div>SAFE</div> <div>SAFE</div> <div>SAFE</div> <div>SAFE</div> <div>SAFE</div> <div>SAFE</div> <div>SAFE</div> <div>SAFE</div> <div>SAFE</div> <div>SAFE</div> <div>SAFE</div> <div>SAFE</div> <div>SAFE</div> <div>SAFE</div> <div>SAFE</div> <div>SAFE</div> <div>SAFE</div> <div>SAFE</div> <div>SAFE</div> <div>SAFE</div> <div>SAFE</div> <div>SAFE</div> <div>SAFE</div> <div>SAFE</div> <div>SAFE</div> <div>SAFE</div> <div>SAFE</div> <div>SAFE</div> <div>SAFE</div> <div>SAFE</div> <div>SAFE</div> <div>SAFE</div> <div>SAFE</div> <div>SAFE</div> <div>SAFE</div> <div>SAFE</div> <div>SAFE</div> <div>SAFE</div> <div>SAFE</div> <div>SAFE</div> <div>SAFE</div> <div>SAFE</div> <div>SAFE</div> <div>SAFE</div> <div>SAFE</div> <div>SAFE</div> <div>SAFE</div> <div>SAFE</div> <div>SAFE</div> <div>SAFE</div> <div>SAFE</div> <div>SAFE</div> <div>SAFE</div> <div>SAFE</div> <div>SAFE</div> <div>SAFE</div> <div>SAFE</div> <div>SAFE</div> <div>SAFE</div> <div>SAFE</div> <div>SAFE</div> <div>SAFE</div> <div>SAFE</div> <div>SAFE</div> <div>SAFE</div> <div>SAFE</div> <div>SAFE</div> <div>SAFE</div> <div>SAFE</div> <div>SAFE</div> <div>SAFE</div> <div>SAFE</div> <div>SAFE</div> <div>SAFE</div> <div>SAFE</div> <div>SAFE</div> <div>SAFE</div> <div>SAFE</div> <div>SAFE</div> <div>SAFE</div> <div>SAFE</div> <div>SAFE</div> <div>SAFE</div> <div>SAFE</div> <div>SAFE</div> <div>SAFE</div> <div>SAFE</div> <div>SAFE</div> <div>SAFE</div> <div>SAFE</div> <div>SAFE</div> <div>SAFE</div> <div>SAFE</div> <div>SAFE</div> <div>SAFE</div> <div>SAFE</div> <div>SAFE</div> <div>SAFE</div> <div>SAFE</div> <div>SAFE</div> <div>SAFE</div> <div>SAFE</div> <div>SAFE</div> <div>SAFE</div> <div>SAFE</div> <div>SAFE</div> <div>SAFE</div> <div>SAFE</div> <div>SAFE</div> <div>SAFE</div> <div>SAFE</div> <div>SAFE</div> <div>SAFE</div> <div>SAFE</div> <div>SAFE</div> <div>SAFE</div> <div>SAFE</div> <div>SAFE</div> <div>SAFE</div> <div>SAFE</div> <div>SAFE</div> <div>SAFE</div> <div>SAFE</div> <div>SAFE</div> <div>SAFE</div> <div>SAFE</div> <div>SAFE</div> <div>SAFE</div> <div>SAFE</div> <div>SAFE</div> <div>SAFE</div> <div>SAFE</div> <div>SAFE</div> <div>SAFE</div> <div>SAFE</div> <div>SAFE</div> <div>SAFE</div> <div>SAFE</div> <div>SAFE</div> <div>SAFE</div> <div>SAFE</div> <div>SAFE</div> <div>SAFE</div> <div>SAFE</div> <div>SAFE</div> <div>SAFE</div> <div>SAFE</div> <div>SAFE</div> <div>SAFE</div> <div>SAFE</div> <div>SAFE</div> <div>SAFE</div> <div>SAFE</div> <div>SAFE</div> <div>SAFE</div> <div>SAFE</div> <div>SAFE</div> <div>SAFE</div> <div>SAFE</div> <div>SAFE</div> <div>SAFE</div> <div>SAFE</div> <div>SAFE</div> <div>SAFE</div> <div>SAFE</div> <div>SAFE</div> <div>SAFE</div> <div>SAFE</div> <div>SAFE</div> <div>SAFE</div> <div>SAFE</div> <div>SAFE</div> <div>SAFE</div> <div>SAFE</div> <div>SAFE</div> <div>SAFE</div> <div>SAFE</div> <div>SAFE</div> <div>SAFE</div> <div>SAFE</div> <div>SAFE</div> <div>SAFE</div> <div>SAFE</div> <div>SAFE</div> <div>SAFE</div> <div>SAFE</div> <div>SAFE</div> <div>SAFE</div> <div>SAFE</div> <div>SAFE</div> <div>SAFE</div> <div>SAFE</div> <div>SAFE</div> <div>SAFE</div> <div>SAFE</div> <div>SAFE</div> <div>SAFE</div> <div>SAFE</div> <div>SAFE</div> <div>SAFE</div> <div>SAFE</div> <div>SAFE</div> <div>SAFE</div> <div>SAFE</div> <div>SAFE</div> <div>SAFE</div> <div>SAFE</div> <div>SAFE</div> <div>SAFE</div> <div>SAFE</div> <div>SAFE</div> <div>SAFE</div> <div>SAFE</div> <div>SAFE</div> <div>SAFE</div> <div>SAFE</div> <div>SAFE</div> <div>SAFE</div> <div>SAFE</div> <div>SAFE</div> <div>SAFE</div> <div>SAFE</div> <div>SAFE</div> <div>SAFE</div> <div>SAFE</div> <div>SAFE</div> <div>SAFE</div> <div>SAFE</div> <div>SAFE</div> <div>SAFE</div> <div>SAFE</div> <div>SAFE</div> <div>SAFE</div> <div>SAFE</div> <div>SAFE</div> <div>SAFE</div> <div>SAFE</div> <div>SAFE</div> <div>SAFE</div> <div>SAFE</div> <div>SAFE</div> <div>SAFE</div> <div>SAFE</div> <div>SAFE</div> <div>SAFE</div> <div>SAFE</div> <div>SAFE</div> <div>SAFE</div> <div>SAFE</div> <div>SAFE</div> <div>SAFE</div> <div>SAFE</div> <div>SAFE</div> <div>SAFE</div> <div>SAFE</div> <div>SAFE</div> <div>SAFE</div> <div>SAFE</div> <div>SAFE</div> <div>SAFE</div> <div>SAFE</div> <div>SAFE</div> <div>SAFE</div> <div>SAFE</div> <div>SAFE</div> <div>SAFE</div> <div>SAFE</div> <div>SAFE</div> <div>SAFE</div> <div>SAFE</div> <div>SAFE</div> <div>SAFE</div> <div>SAFE</div> <div>SAFE</div> <div>SAFE</div> <div>SAFE</div> <div>SAFE</div> <div>SAFE</div> <div>SAFE</div> <div>SAFE</div> <div>SAFE</div> <div>SAFE</div> <div>SAFE</div> <div>SAFE</div> <div>SAFE</div> <div>SAFE</div> <div>SAFE</div> <div>SAFE</div> <div>SAFE</div> <div>SAFE</div> <div>SAFE</div> <div>SAFE</div> <div>SAFE</div> <div>SAFE</div> <div>SAFE</div> <div>SAFE</div> <div>SAFE</div> <div>SAFE</div> <div>SAFE</div> <div>SAFE</div> <div>SAFE</div> <div>SAFE</div> <div>SAFE</div> <div>SAFE</div> <div>SAFE</div> <div>SAFE</div> <div>SAFE</div> <div>SAFE</div> <div>SAFE</div> <div>SAFE</div> <div>SAFE</div> <div>SAFE</div> <div>SAFE</div> <div>SAFE</div> <div>SAFE</div> <div>SAFE</div> <div>SAFE</div> <div>SAFE</div> <div>SAFE</div> <div>SAFE</div> <div>SAFE</div> <div>SAFE</div> <div>SAFE</div> <div>SAFE</div> <div>SAFE</div> <div>SAFE</div> <div>SAFE</div> <div>SAFE</div> <div>SAFE</div> <div>SAFE</div> <div>SAFE</div> <div>SAFE</div> <div>SAFE</div> <div>SAFE</div> <div>SAFE</div> <div>SAFE</div> <div>SAFE</div> <div>SAFE</div> <div>SAFE</div> <div>SAFE</div> <div>SAFE</div> <div>SAFE</div> <div>SAFE</div> <div>SAFE</div> <div>SAFE</div> <div>SAFE</div> <div>SAFE</div> <div>SAFE</div> <div>SAFE</div> <div>SAFE</div> <div>SAFE</div> <div>SAFE</div> <div>SAFE</div> <div>SAFE</div> <div>SAFE</div> <div>SAFE</div> <div>SAFE</div> <div>SAFE</div> <div>SAFE</div> <div>SAFE</div> <div>SAFE</div> <div>SAFE</div> <div>SAFE</div> <div>SAFE</div> <div>SAFE</div> <div>SAFE</div> <div>SAFE</div> <div>SAFE</div> <div>SAFE</div> <div>SAFE</div> <div>SAFE</div> <div>SAFE</div> <div>SAFE</div> <div>SAFE</div> <div>SAFE</div> <div>SAFE</div> <div>SAFE</div> <div>SAFE</div> <div>SAFE</div> <div>SAFE</div> <div>SAFE</div> <div>SAFE</div> <div>SAFE</div> <div>SAFE</div> <div>SAFE</div> <div>SAFE</div> <div>SAFE</div> <div>SAFE</div> <div>SAFE</div> <div>SAFE</div> <div>SAFE</div> <div>SAFE</div> <div>SAFE</div> <div>SAFE</div> <div>SAFE</div> <div>SAFE</div> <div>SAFE</div> <div>SAFE</div> <div>SAFE</div> <div>SAFE</div> <div>SAFE</div> <div>SAFE</div> <div>SAFE</div> <div>SAFE</div> <div>SAFE</div> <div>SAFE</div> <div>SAFE</div> <div>SAFE</div> <div>SAFE</div> <div>SAFE</div> <div>SAFE</div> <div>SAFE</div> <div>SAFE</div> <div>SAFE</div> <div>SAFE</div> <div>SAFE</div> <div>SAFE</div> <div>SAFE</div> <div>SAFE</div> <div>SAFE</div> <div>SAFE</div> <div>SAFE</div> <div>SAFE</div> <div>SAFE</div> <div>SAFE</div> <div>SAFE</div> <div>SAFE</div> <div>SAFE</div> <div>SAFE</div> <div>SAFE</div> <div>SAFE</div> <div>SAFE</div> <div>SAFE</div> <div>SAFE</div> <div>SAFE</div> <div>SAFE</div> <div>SAFE</div> <div>SAFE</div> <div>SAFE</div> <div>SAFE</div> <div>SAFE</div> <div>SAFE</div> <div>SAFE</div> <div>SAFE</div> <div>SAFE</div> <div>SAFE</div> <div>SAFE</div> <div>SAFE</div> <div>SAFE</div> <div>SAFE</div> <div>SAFE</div> <div>SAFE</div> <div>SAFE</div> <div>SAFE</div> <div>SAFE</div> <div>SAFE</div> <div>SAFE</div> <div>SAFE</div> <div>SAFE</div> <div>SAFE</div> <div>SAFE</div> <div>SAFE</div> <div>SAFE</div> <div>SAFE</div> <div>SAFE</div> <div>SAFE</div> <div>SAFE</div> <div>SAFE</div> <div>SAFE</div> <div>SAFE</div> <div>SAFE</div> <div>SAFE</div> <div>SAFE</div> <div>SAFE</div> <div>SAFE</div> <div>SAFE</div> <div>SAFE</div> <div>SAFE</div> <div>SAFE</div> <div>SAFE</div> <div>SAFE</div> <div>SAFE</div> <div>SAFE</div> <div>SAFE</div> <div>SAFE</div> <div>SAFE</div> <div>SAFE</div> <div>SAFE</div> <div>SAFE</div> <div>SAFE</div> <div>SAFE</div> <div>SAFE</div> <div>SAFE</div> <div>SAFE</div> <div>SAFE</div> <div>SAFE</div> <div>SAFE</div> <div>SAFE</div> <div>SAFE</div> <div>SAFE</div> <div>SAFE</div> <div>SAFE</div> <div>SAFE</div> <div>SAFE</div> <div>SAFE</div> <div>SAFE</div> <div>SAFE</div> <div>SAFE</div> <div>SAFE</div> <div>SAFE</div> <div>SAFE</div> <div>SAFE</div> <div>SAFE</div> <div>SAFE</div> <div>SAFE</div> <div>SAFE</div> <div>SAFE</div> <div>SAFE</div> <div>SAFE</div> <div>SAFE</div> <div>SAFE</div> <div>SAFE</div> <div>SAFE</div> <div>SAFE</div> <div>SAFE</div> <div>SAFE</div> <div>SAFE</div> <div>SAFE</div> <div>SAFE</div> <div>SAFE</div> <div>SAFE</div> <div>SAFE</div> <div>SAFE</div> <div>SAFE</div> <div>SAFE</div> <div>SAFE</div> <div>SAFE</div> <div>SAFE</div> <div>SAFE</div> <div>SAFE</div> <div>SAFE</div> <div>SAFE</div> <div>SAFE</div> <div>SAFE</div> <div>SAFE</div> <div>SAFE</div> <div>SAFE</div> <div>SAFE</div> <div>SAFE</div> <div>SAFE</div> <div>SAFE</div> <div>SAFE</div> <div>SAFE</div> <div>SAFE</div> <div>SAFE</div> <div>SAFE</div> <div>SAFE</div> <div>SAFE</div> <div>SAFE</div> <div>SAFE</div> <div>SAFE</div> <div>SAFE</div> <div>SAFE</div> <div>SAFE</div> <div>SAFE</div> <div>SAFE</div> <div>SAFE</div> <div>SAFE</div> <div>SAFE</div> <div>SAFE</div> <div>SAFE</div> <div>SAFE</div> <div>SAFE</div> <div>SAFE</div> <div>SAFE</div> <div>SAFE</div> <div>SAFE</div> <div>SAFE</div> <div>SAFE</div> <div>SAFE</div> <div>SAFE</div> <div>SAFE</div> <div>SAFE</div> <div>SAFE</div> <div>SAFE</div> <div>SAFE</div> <div>SAFE</div> <div>SAFE</div> <div>SAFE</div> <div>SAFE</div> <div>SAFE</div> <div>SAFE</div> <div>SAFE</div> <div>SAFE</div> <div>SAFE</div> <div>SAFE</div> <div>SAFE</div> <div>SAFE</div> <div>SAFE</</div>							

Batter	1		2		3		4		5		6		7		8		9		AB	R	H	RBI	BB	SO	LOB	BOTTOM	
15 Alex Rios, R OBP: 0.340, SLG: 0.528 (1, 9)	C CH 84 S CH 75 D CU 76 B FA 87 C CH 81	2-3			C CU 74 B CH 85 X CH 84	1-1		F CH 80 B FA 86 B FA 87 X CH 80	2-1	B SL 86 FA 94 B FA 87 FA 95 SL 86 SL 85	2-3		F FA 94 SL 82 B FA 93 B FA 93 SL 86 SL 85	2-2					5	1	1	0	0	2	4	Washington Nationals @ Toronto Blue Jays Rogers Centre, Toronto, ON Fri Jun 15 2007, 7:07 PM EDT Att. 22,042 - Roof Closed - 68 F	
10 Vernon Wells, R OBP: 0.309, SLG: 0.396 (1, 8)	C FA 86 B FA 86 F CH 80 F FA 86 CU 76 CU 76	1-2			X CH 85	0-0	C CU 74 B FA 96 B FA 95 X CH 80	1-1	C SL 86 B FA 96 B FA 95 X SL 86	2-1			B FA 92 SL 84 SL 85 SL 83 FA 94 SL 84 FA 93	1-2					5	0	3	0	0	0	4		
25 Troy Glaus, R OBP: 0.405, SLG: 0.569 (1, 5)	B FA 86 B CU 75 C CH 85 B FA 86 F FA 87 S FA 86	2-3			S FA 86 B CU 74 B FA 86 B CH 80 B FA 86	4-1	B CH 80 B FA 86 B FA 87 X FA 85	3-0					B FA 95 X FA 94	1-0					3	1	2	2	2	1	1		
Frank Thomas, R OBP: 0.368, SLG: 0.381 (1, 10)	B FA 86 C FA 87 C FA 87 B CU 76 X FA 87	3-1			F FA 87 B CU 76 B FA 86 F CH 80 B FA 87 X FA 86	3-2	B FA 87 B CU 76 B CH 84 C FA 86 B FA 86	4-1					B SL 85 B FA 94 B FA 87 B SL 86 B FA 94	4-1					3	1	0	0	2	0	5		
2 Aaron Hill, R OBP: 0.343, SLG: 0.459 (1, 4)					C CH 85 B CU 74 B CH 80 X FA 85	2-1	B CU 74 B CH 80 X FA 86	2-0	B CH 81 X FA 87	1-0			B FA 94 B FA 93 B FA 92 C FA 92 F SL 84 F FA 93 S SL 84	3-3					5	1	1	0	0	1	6		
59 Curtis Thigpen, R OBP: 0.462, SLG: 0.538 Matt Stairs, L OBP: 0.348, SLG: 0.528 (1, 3) (6, PH) (7, 3)					X CH 85	0-0			X FA 86	0-0	C CH 85 CU 74 S CH 75	0-3	B CH 85 C FA 93 C SL 86 C FA 94	1-3					3	1	2	0	0	1	0		
9 Gregg Zaun, S OBP: 0.289, SLG: 0.354 (1, 2)					C CH 85 B FA 86 B CH 79 X FA 86	2-1			B FA 86 X CU 74	1-0	B CH 79 B CH 85 C CH 84 B CH 85 B CH 84	4-1	X FA 93	0-0					2	0	0	0	0	1	2		
26 Adam Lind, L OBP: 0.288, SLG: 0.407 (1, 7)					B FA 86 H FA 86	2-0			B CU 74 X CU 74	1-0	F CH 85 B CH 76 X FA 85	1-1	C FA 94 S FA 94 X SL 85	0-2					4	1	2	2	0	1	1		
6 John McDonald, R OBP: 0.321, SLG: 0.406 (1, 6)					C CH 80 B CH 85 F FA 86 S CH 76	1-3			C FA 86 B FA 86 F CH 84 B FA 87 X CH 84	3-2	C FA 94 S SL 83 X SL 84	0-2							4	1	2	0	0	1	2		
Inning Stats	R: 0 E: 0 K: 2 S: 13	H: 1 LOB: 1 BB: 0 P: 21	R: 0 E: 0 K: 1 S: 8	H: 1 LOB: 2 BB: 0 P: 15	R: 0 E: 0 K: 0 S: 8	H: 1 LOB: 2 BB: 1 P: 18	R: 3 E: 1 K: 0 S: 13	H: 5 LOB: 3 BB: 1 P: 29	R: 0 E: 0 K: 2 S: 15	H: 2 LOB: 3 BB: 1 P: 24	R: 2 E: 0 K: 2 S: 14	H: 2 LOB: 1 BB: 1 P: 23	R: 1 E: 1 K: 0 S: 14	H: 1 LOB: 1 BB: 1 P: 22	R: 1 E: 0 K: 1 S: 8	H: 1 LOB: 0 BB: 0 P: 11	1B: 8 2B: 4 3B: 0 HR: 2	SF: 1 SAC: 0 DP: 1 HBP: 1	WP: 1 PB: 0 SB: 0 CS: 0	PA: 44							
PITCHER	IP	WLS	BF	H	R	ER	SO	BB	IBB	HBP	BLK	WP	HR	S	P	ERA	WHIP										
Mike Bacsik, L ERA: 4.59 (1, 1)	4.1	L	26	9	3	3	4	3	0	1	0	0	1	48	94	6.23	2.769										
Winston Abreu, R ERA: 6.0 (5, 1)	2.2		14	4	3	2	3	2	0	0	1	1	1	37	58	6.75	2.250										
40 Billy Traber, L ERA: 1.8 (8, 1)	1.0		4	1	1	1	1	0	0	0	0	0	0	8	11	9.00	1.000										

Batter		1	2	3	4	5	6	7	8	9	AB	R	H	RBI	BB	SO	LOB	TOP																					
10 Ronnie Belliard, R OBP: 0.328, SLG: 0.368	(1, 6) C FA 86 S CH 80	0-3 K		1-0 G6-3		0-2 F7			2-2 11 1B		4	0	1	0	0	1	1																						
Felipe Lopez, S OBP: 0.280, SLG: 0.336	(1, 4) C FA 87 G CH 80 F FA 88 S CH 81	0-3 K		B FA 84 C FA 87 S CH 80 B CH 80 F FA 87 S CU 74	2-3 K		F FA 84 S SL 82 B CU 71 B FA 86 F FA 85 S CH 80	2-3 K	B FA 91 B FA 88 T FA 90 F FA 91 C FA 91	2-3 K	4	0	0	0	0	4	2																						
11 Ryan Zimmerman, R OBP: 0.310, SLG: 0.443	(1, 5) C CH 80 F FA 88 S CH 80	0-3 K		S SL 79 X FA 87	0-1 HR		C FA 86 X CH 80	0-1 G4-3	F FC 88 B SL 84 X SL 84	1-1 1-2 3-H 1B	4	1	2	2	0	1	0																						
21 Dmitri Young, S OBP: 0.397, SLG: 0.507	(1, 10)		B FA 86 X FA 87	1-0 HR		F FA 84 B FA 87 S SL 81 S CH 80	1-3 K	S CH 80 B SL 80 X FA 87	1-1 G3-1	X SL 87	0-0 F9	4	1	1	1	0	1	2																					
25 Austin Kearns, R OBP: 0.324, SLG: 0.388	(1, 9)		S FA 87 B CH 81 B SL 80 C CH 80 B FA 88 F CH 80 F FA 87 F FA 86 B SL 84	4-2 G1-6-3 BB		F FA 87 B FA 87 C SL 79 B FA 87 B SL 81 B FA 88	4-2 BB	X CU 75	0-0 P4	F FA 91 D SL 88 S SL 83 X CU 75	1-2 F9	2	0	0	0	2	0	2																					
Ryan Church, L OBP: 0.354, SLG: 0.445	(1, 7)		C CH 80 X	0-1 G1-6-3 1-2f		C FA 86 C FA 86 CU 74 S	0-3 K	C CH 77 F FA 85 B FA 84 S CH 79	1-3 K		C FA 89 CH 83 B FA 88 C FA 89 S SL 88	2-3 K	4	0	0	0	0	3	2	livebaseballscorecards.com																			
13 Robert Fick, L OBP: 0.289, SLG: 0.241	(1, 3)		B CH 80 B SL 85 C CH 81 C FA 88 B CU 73 S FA 88	3-3 K		L FA 85 X CU 70	0-1 F9	B FA 86 C FA 85 F CH 80 B CU 68 X CH 80	2-2 2B		C SL 88 B FA 89 B CU 74 F SL 85 B FA 89 F SL 87 X FA 89	3-2 1B	4	0	2	0	0	1	0	AB 33 R 3 H 7																			
3 Jesus Flores, R OBP: 0.317, SLG: 0.278	(1, 2)		F FA 85 X SL 77	0-1 G5-3		C FA 85 B FA 84 F FA 86 B CH 80 B SL 80 F FA 87 S FA 88	3-3 K	C FA 86 S SL 78 B CU 74 S SL 78	1-3 K		C SL 83 B FA 89 S SL 84 S SL 83	1-3 K	4	0	0	0	0	3	2	RBI 3 BB 3																			
Ryan Langerhans, L OBP: 0.298, SLG: 0.280	(1, 8)		B FA 86 F CH 80 B CU 72 X CH 81	2-1 G3-1		B FA 87 B CH 81 S FA 87 B FA 86 B FA 88	4-1 BB	C FA 91 X FA 91	0-1 10 1B 11 1B 1B	B CU 72 B FA 88 C FA 89 B FA 89 X FA 88	3-1 G4-3	3	1	1	0	1	0	1	SO 14 LOB 12																				
Inning Stats	R: 0 E: 0 K: 3 S: 10	H: 0 LOB: 0 BB: 0 P: 10	R: 1 E: 0 K: 1 S: 11	H: 1 LOB: 0 BB: 1 P: 19	R: 0 E: 0 K: 0 S: 5	H: 0 LOB: 0 BB: 0 P: 8	R: 1 E: 0 K: 3 S: 15	H: 1 LOB: 1 BB: 1 P: 22	R: 0 E: 0 K: 1 S: 10	H: 0 LOB: 1 BB: 1 P: 17	R: 0 E: 0 K: 1 S: 8	H: 0 LOB: 0 BB: 0 P: 11	R: 0 E: 0 K: 2 S: 10	H: 1 LOB: 1 BB: 0 P: 14	R: 1 E: 0 K: 1 S: 15	H: 3 LOB: 2 BB: 0 P: 21	R: 0 E: 0 K: 2 S: 12	H: 1 LOB: 1 BB: 0 P: 21	1B: 4 2B: 1 3B: 0 HR: 2	SF: 0 SAC: 0 DP: 1 HBP: 0	WP: 0 PB: 0 SB: 0 CS: 0	PA: 36																	
PITCHER	IP	WLS	BF	H	R	ER	SO	BB	IBB	HBP	BLK	WP	HR	S	P	ERA	WHIP					PITCHER	IP	WLS	BF	H	R	ER	SO	BB	IBB	HBP	BLK	WP	HR	S	P	ERA	WHIP
28 Shaun Marcum, R ERA: 3.41	(1, 1)	7.0	W	26	3	2	2	11	3	0	0	0	0	2	69	101	2.57	0.857																					
56 Brian Tallet, L ERA: 2.51	(8, 1)	0.1		3	2	1	1	1	0	0	0	0	0	9	13	27.00	6.000																						
44 Casey Janssen, R ERA: 0.97	(8, 1)	1.2		7	2	0	0	2	0	0	0	0	0	18	29	0.00	1.200																						

Batter	1				2				3				4				5				6				7				8				9				AB R H RBI BB SO LOB												BOTTOM																																																															
15 Alex Rios, R OBP: 0.345, SLG: 0.535 (1, 9)	<div>F FA 88 C FA 90 X CU 78</div> <div>0-2</div> <div></div> <div>3B</div>								<div>C SL 80 F FA 90 B CU 79 B SL 79 B FA 90 B FA 89</div> <div>4-2</div> <div></div> <div>BB</div>				<div>F FA 90 X FA 90</div> <div>0-1</div> <div></div> <div>1B</div>								<div>C FA 88 X SL 88</div> <div>0-1</div> <div></div> <div></div>								<div>B FA 88 B CH 78 F SL 82 S FA 89 S FA 87</div> <div>2-3</div> <div></div> <div></div>								4 2 2 0 1 1 0												<div>Washington Nationals @ Toronto Blue Jays</div> <div>Rogers Centre, Toronto, ON</div> <div>Sat Jun 16 2007, 1:07 PM EDT</div> <div>Att. 26,342 - Sunny - 81 F</div>																																																															
10 Vernon Wells, R OBP: 0.315, SLG: 0.411 (1, 8)	<div>B FA 92 X SL 83</div> <div>1-0</div> <div></div> <div>1B</div>								<div>X SL 80</div> <div>0-0</div> <div></div> <div>HR</div>				<div>B FA 89 B FA 89 B FA 86</div> <div>4-0</div> <div></div> <div>BB</div>				<div>B FA 87 S SL 82 C FA 89 S SL 84</div> <div>1-3</div> <div></div> <div>1-2</div>								3 1 2 4 1 1 1																																																																																							
Matt Stairs, L OBP: 0.352, SLG: 0.523 (1, 3)	<div>B FA 90 C FA 90 S FA 89 X FA 91</div> <div>1-2</div> <div></div> <div>1-2f</div>								<div>B CH 82 F FA 90 B FA 90 B FA 90 X FA 90</div> <div>3-1</div> <div></div> <div>1B</div>				<div>F FA 87 S SL 83 B FA 88 C SL 84</div> <div>1-3</div> <div></div> <div></div>				<div>B SL 83 C CH 88 B SL 83 B CH 87</div> <div>4-1</div> <div></div> <div></div>								3 1 1 0 1 1 4																																																																																							
25 Troy Glaus, R OBP: 0.407, SLG: 0.571 (1, 5)	<div>C FA 90 B FA 90 B FA 92 X SL 82</div> <div>2-1</div> <div></div> <div></div>								<div>C FA 90 B FA 89 X CU 78</div> <div>1-1</div> <div></div> <div>2B</div>				<div>H FA 88</div> <div>1-0</div> <div></div> <div></div>				<div>C SL 82 B FC 88 X SL 83</div> <div>1-1</div> <div></div> <div></div>								3 1 1 1 0 0 2																																																																																							
Frank Thomas, R OBP: 0.370, SLG: 0.383 (1, 10)					<div>B FA 89 C FA 91 B SL 82 X FA 91</div> <div>2-1</div> <div></div> <div>1B</div>				<div>C FA 89 C FA 88 B FA 89 B FA 91 X CU 78</div> <div>2-2</div> <div></div> <div>1B</div>				<div>B FC 89 F FA 90 X SL 85</div> <div>1-1</div> <div></div> <div></div>								<div>C FA 91 F FA 92 S SL 82</div> <div>0-3</div> <div></div> <div></div>								4 0 2 2 0 1 3																																																																																			
9 Gregg Zaun, S OBP: 0.275, SLG: 0.333 (1, 2)					<div>C FA 87 B CU 78 B CH 82 B FA 90 F FA 89 X FA 89</div> <div>3-2</div> <div></div> <div>1-1</div>				<div>F FA 90 X FA 90</div> <div>0-1</div> <div></div> <div></div>								<div>B SI 89 F SI 90 C SL 84 X FA 91</div> <div>2-2</div> <div></div> <div></div>				<div>B FA 93 B FA 94 C FA 93 B FA 94 C FA 93 F FA 93 X FA 94</div> <div>3-2</div> <div></div> <div></div>								4 0 0 0 0 0 2																																																																																			
2 Aaron Hill, R OBP: 0.338, SLG: 0.452 (1, 4)					<div>F FA 89 F SL 80 T FA 90</div> <div>0-2</div> <div></div> <div></div>								<div>B FA 88 B FA 90 C FA 87 C SL 85 B SL 90 F FA 90 X FA 89</div> <div>2-2</div> <div></div> <div></div>				<div>B SL 84 S SL 90 B FA 90 C SL 85 B SL 90 F FA 90 X SI 90</div> <div>3-2</div> <div></div> <div></div>				<div>B SL 82 X FA 94</div> <div>1-0</div> <div></div> <div></div>								4 0 0 0 0 1 0																																																																																			
26 Adam Lind, L OBP: 0.287, SLG: 0.403 (1, 7)									<div>B FA 88 C FA 88 X SL 81</div> <div>1-1</div> <div></div> <div></div>				<div>B FA 88 S SI 90 F FA 88 F CH 82 X FA 88</div> <div>1-2</div> <div></div> <div>1B</div>				<div>F SI 88 S SI 90 B FA 89 B SI 89 C SL 83</div> <div>2-3</div> <div></div> <div></div>				<div>C FA 86 X SL 81</div> <div>0-1</div> <div></div> <div></div>								4 1 1 0 0 1 0																																																																																			
6 John McDonald, R OBP: 0.319, SLG: 0.400 (1, 6)									<div>B FA 90 B FA 89 C FA 88 X FA 90</div> <div>2-1</div> <div></div> <div></div>				<div>X FA 88</div> <div>0-0</div> <div></div> <div>1B</div>								<div>B CH 86 B FA 88 X FC 88</div> <div>2-0</div> <div></div> <div></div>				<div>B FA 87 C FA 87 X FA 88</div> <div>1-1</div> <div></div> <div></div>								4 1 1 0 0 0 0																																																																															
Inning Stats	R: 1 E: 0 K: 0 S: 9				H: 2 LOB: 0 BB: 0 P: 13				R: 0 E: 0 K: 1 S: 8				H: 1 LOB: 0 BB: 0 P: 13				R: 4 E: 0 K: 0 S: 16				H: 4 LOB: 1 BB: 1 P: 29				R: 2 E: 0 K: 1 S: 15				H: 3 LOB: 3 BB: 1 P: 25				R: 0 E: 0 K: 1 S: 11				H: 0 LOB: 0 BB: 0 P: 18				R: 0 E: 1 K: 1 S: 9				H: 0 LOB: 2 BB: 1 P: 17				R: 0 E: 0 K: 1 S: 8				H: 0 LOB: 0 BB: 0 P: 12				R: 0 E: 0 K: 1 S: 7				H: 0 LOB: 0 BB: 0 P: 10				1B: 7 2B: 2 3B: 1 HR: 1												SF: 0 SAC: 0 DP: 2 HBP: 1												WP: 0 PB: 0 SB: 1 CS: 0												PA: 37											
PITCHER	IP				WLS				BF				H				R				ER				SO				BB				IBB				HBP				BLK				WP				HR				S				P				ERA				WHIP																																															
Levale Speigner, R ERA: 8.76 (1, 1)	3.1				L				20				10				7				7				1				2				0				0				0				0				0				1				43				72				18.90				3.600																																											
52 Saul Rivera, R ERA: 3.23 (4, 1)	2.2								11				0				0				0				3				1				0				1				0				0				0				25				43				0.00				0.375																																															
43 Jesus Colome, R ERA: 2.57 (7, 1)	1.0								3				0				0				0				1				0				0				0				0				0				0				8				12				0.00				0.000																																															
34 Ray King, L ERA: 6.48 (8, 1)	1.0								3				0				0				0				1				0				0				0				0				0				0				7				10				0.00				0.000																																															

Batter	1		2		3		4		5		6		7		8		9		AB R H RBI BB SO LOB		TOP									
15 Cristian Guzman, S OBP: 0.372, SLG: 0.436	(1, 6)	B SL 84 F CH 82 F CH 75 S SL 79	1-3	K		C SL 74 B FA 88 X FA 86	1-1	G4-3		C SL 83 B FA 88 F FA 89 X SL 82	2-2	FC3-6 10 1B			C FA 92 X FA 91	0-1	F8			4 0 0 0 0 1 2										
10 Ronnie Belliard, R OBP: 0.326, SLG: 0.365	(1, 4)	X CH 84	0-0	F8		B SL 82 X CH 82	1-0	G5-3		S SL 82 X SL 81	0-1	FC6-4 11 1B			C FA 92 B FA 92 F SL 81 F FA 91 B SL 82 X SL 82	2-2	G6-3			4 0 1 1 0 0 0										
11 Ryan Zimmerman, R OBP: 0.310, SLG: 0.451	(1, 5)	C CH 85 F FA 86 X SL 81	0-2	P4					X FA 85	0-0	HR		X SL 82	0-0	FC6-4		G6-3			4 1 1 1 0 0 2										
21 Dmitri Young, S OBP: 0.394, SLG: 0.507	(1, 10)				C FA 85 X	0-2	K 25 2B			C FA 87 F SL 80 T FA 88	0-2	G4-3			F CH 72 X FA 86	0-2	F8		S FA 92 B FA 92 X FA 92	1-1	4 1 1 0 0 1 0									
25 Austin Kearns, R OBP: 0.326, SLG: 0.394	(1, 9)				C SL 78 X SL 85	0-1	G6-3 1B 2B		B SL 76 S SL 81 X CH 82	1-1	G6-4-3 1B			B FA 88 F FA 87 X FA 88	1-1	G4-3		C FA 93 C CH 82 B FA 94 S CH 83	1-3	K	4 1 2 1 0 1 0									
Brian Schneider, L OBP: 0.313, SLG: 0.332	(1, 2)				X FA 86	0-0	G6-3		D SL 83 F FA 86 B CH 81 X FA 86	2-1	G6-4-3			B SL 77 S SL 81 X FA 88	1-1	G6-3		C FA 93 C CH 81 B CH 82 B FA 93 S CH 84	2-3	K	4 0 0 0 0 1 2									
Tony Batista, R Nook Logan, S OBP: 0.303, SLG: 0.276 OBP: 0.253, SLG: 0.291	(1, 3) (7, 8)	B FA 87 S SL 80 F FA 88 F SL 84 B FA 87 X FA 88	2-2	L4-3 13 1B					C SL 80 X SL 78	0-1	L7				C CH 85 C FA 86 B FA 86 B SL 80 X CH 81	2-2	F8			3 0 1 1 0 0 0 0 0 0 0 0 0 0										
13 Robert Fick, L OBP: 0.290, SLG: 0.244	(1, 7) (7, 3)	B FA 87 B FA 87 1 SAFE X FA 87	2-0	L4-3					C CH 74 X SL 80	0-1	FC3-6 15 10 1B BB				B SL 81 B FA 86 X SL 80	2-0	L3			3 1 1 0 0 0 1										
Ryan Langerhans, L OBP: 0.299, SLG: 0.275	(1, 8) (7, 7)				F FA 86 F FA 88 C FA 88	0-3	K			B FA 85 F FA 87 B SL 81 B FA 88 B CH 78	4-2	FC3-6 15 BB			C CH 82 B SL 82 C FA 88 S FA 88	1-3	K			2 0 0 0 1 2 0										
Inning Stats	R: 0 E: 0 K: 1 S: 7	H: 0 LOB: 0 BB: 0 P: 8	R: 2 E: 0 K: 0 S: 11	H: 3 LOB: 0 BB: 0 P: 15	R: 0 E: 0 K: 1 S: 6	H: 0 LOB: 0 BB: 0 P: 8	R: 1 E: 0 K: 1 S: 8	H: 2 LOB: 0 BB: 0 P: 11	R: 1 E: 0 K: 0 S: 12	H: 2 LOB: 2 BB: 1 P: 18	R: 0 E: 0 K: 0 S: 7	H: 0 LOB: 0 BB: 0 P: 9	R: 0 E: 0 K: 1 S: 7	H: 0 LOB: 0 BB: 0 P: 12	R: 0 E: 0 K: 0 S: 9	H: 0 LOB: 0 BB: 0 P: 13	R: 0 E: 0 K: 2 S: 8	H: 0 LOB: 0 BB: 0 P: 12	1B: 4 2B: 3 3B: 0 HR: 1	SF: 0 SAC: 0 DP: 2 HBP: 0	WP: 0 PB: 0 SB: 0 CS: 0	PA: 33								
PITCHER Josh Towers, R ERA: 5.29	(1, 1)	IP 7.0 WLS L BF 27	H 7 R 4 ER 4 SO 4	BB 1 IBB 0 HBP 0 BLK 0	WP 0 HR 1 S 58 P 81	ERA 5.14 WHIP 1.143																								
54 Jason Frasor, R ERA: 3.34	(8, 1)	1.0	3	0	0	0	0	0	0	0	0	9	13	0.00	0.000															
49 Jeremy Accardo, R ERA: 2.2	(9, 1)	1.0	3	0	0	0	2	0	0	0	0	8	12	0.00	0.000															

Washington Nationals @ Toronto Blue Jays

Rogers Centre, Toronto, ON

Sun Jun 17 2007, 1:07 PM EDT

Att. 28,867 - Partly Cloudy - 79 F

livebaseballscorecards.com

AB 32

R 4

H 7

RBI 4

BB 1

SO 6

LOB 7

WASHINGTON NATIONALS

[illegible]

Detroit Tigers @ Washington Nationals
Robert F. Kennedy Memorial Stadium, Washington, DC
Mon. Aug. 19, 2007 7:05 PM EDT

Batter	1				2				3				4				5				6				7				8				9				AB R H RBI BB SO LOB				BOTTOM																																																																																																																																																																																																																																																																																																																																																																																																																																																																																																																																																																																																																																																																															
15 Cristian Guzman, S OBP: 0.379, SLG: 0.461	<div>0-0</div> <div>G6-3</div> <div></div>								<div>2-2</div> <div>FC6-5</div> <div>2B</div>												<div>3-1</div> <div>3B</div> <div>1B</div>				<div>3-2</div> <div>G6-3</div> <div></div>								<div>1-1</div> <div>1B</div> <div>3B</div>				5 2 3 2 0 0 0				<div>Detroit Tigers @ Washington Nationals</div> <div>Robert F. Kennedy Memorial Stadium, Washington, DC</div> <div>livebaseballscorecards.com</div>																																																																																																																																																																																																																																																																																																																																																																																																																																																																																																																																																																																																																																																																															
Felipe Lopez, S OBP: 0.286, SLG: 0.345	<div>1-1</div> <div>F9</div> <div></div>								<div>1-0</div> <div>FC6-5</div> <div></div>												<div>2-1</div> <div>11 E</div> <div>3B</div>				<div>4-2</div> <div>11 G5-4-3</div> <div>BB</div>								<div>1-2</div> <div>25 FC3-6</div> <div>11 1B</div>				4 1 2 2 1 0 1																																																																																																																																																																																																																																																																																																																																																																																																																																																																																																																																																																																																																																																																																			
11 Ryan Zimmerman, R OBP: 0.308, SLG: 0.446	<div>0-1</div> <div>F9</div> <div></div>								<div>0-1</div> <div>F9</div> <div></div>												<div>0-0</div> <div>25 BB</div> <div>21 1B</div> <div>1B</div>				<div>0-1</div> <div>G5-4-3</div> <div></div>								<div>0-0</div> <div>25 FC3-6</div> <div>1B</div>				5 1 1 1 0 0 2																																																																																																																																																																																																																																																																																																																																																																																																																																																																																																																																																																																																																																																																																			
21 Dmitri Young, S OBP: 0.394, SLG: 0.509					<div>0-1</div> <div>25 1B</div> <div>SF8</div> <div>2B</div>								<div>1-3</div> <div>K</div> <div></div>												<div>0-0</div> <div>1B</div> <div>25 BB</div> <div>SF8</div> <div>1B</div>								<div>0-2</div> <div>G4-3</div> <div></div>								<div>1-3</div> <div>K</div> <div></div>				5 2 2 0 0 2 2																																																																																																																																																																																																																																																																																																																																																																																																																																																																																																																																																																																																																																																																											
25 Austin Kearns, R OBP: 0.328, SLG: 0.392					<div>1-1</div> <div>SF8</div> <div>BB</div> <div>1B</div>								<div>0-0</div> <div>F9</div> <div></div>												<div>4-1</div> <div>FC5-4</div> <div>1B</div> <div>BB</div>								<div>1-2</div> <div>G5-3</div> <div></div>				<div>0-0</div> <div>FC3-6</div> <div></div>				4 0 1 0 1 0 2																																																																																																																																																																																																																																																																																																																																																																																																																																																																																																																																																																																																																																																																															
Ryan Church, L OBP: 0.360, SLG: 0.448					<div>4-1</div> <div></div> <div>G1-6-3</div> <div>BB</div>								<div>3-3</div> <div>K</div> <div></div>												<div>0-1</div> <div></div> <div>FC5-4</div> <div>1B</div>								<div>0-0</div> <div>WP</div> <div>1B</div>				<div>3-2</div> <div>G6-3</div> <div></div>				3 0 2 1 1 1 0																																																																																																																																																																																																																																																																																																																																																																																																																																																																																																																																																																																																																																																																															
Jon Rauch, R																																																																																																																																																																																																																																																																																																																																																																																																																																																																																																																																																																																																																																																																																																																								
10 Ronnie Belliard, R OBP: 0.324, SLG: 0.363					<div>1-2</div> <div></div> <div>BB</div>																				<div>1-2</div> <div>2-3</div> <div>3-H</div>								<div>0-1</div> <div></div> <div>1B</div>				<div>3-2</div> <div>G6-3</div> <div></div>				0 0 0 0 0 0 0																																																																																																																																																																																																																																																																																																																																																																																																																																																																																																																																																																																																																																																																															
Brian Schneider, L OBP: 0.307, SLG: 0.328					<div>0-1</div> <div>SF8</div> <div></div>																<div>1-3</div> <div>K</div> <div></div>				<div>0-1</div> <div>SF8</div> <div></div>								<div>2-1</div> <div>G3</div> <div></div>												2 0 0 2 0 1 1																																																																																																																																																																																																																																																																																																																																																																																																																																																																																																																																																																																																																																																																											
Nook Logan, S OBP: 0.244, SLG: 0.280					<div>2-3</div> <div>3-H</div>																				<div>0-0</div> <div>3-H</div>								<div>0-1</div> <div></div> <div>1B</div>				<div>0-1</div> <div>13 1B</div> <div>15 3B</div> <div>2B</div>				3 0 0 0 0 0 4																																																																																																																																																																																																																																																																																																																																																																																																																																																																																																																																																																																																																																																																															
Ryan Langerhans, L OBP: 0.303, SLG: 0.289					<div>1-0</div> <div>G1-6-3</div> <div></div>																				<div>1-2</div> <div>G5-3</div> <div></div>				<div>0-0</div> <div>FC5-4</div> <div></div>												<div>0-1</div> <div>15 3B</div> <div>1B</div>				1 1 1 0 0 0 0																																																																																																																																																																																																																																																																																																																																																																																																																																																																																																																																																																																																																																																																											
47 Matt Chico, L OBP: 0.190, SLG: 0.190																																																																																																																																																																																																																																																																																																																																																																																																																																																																																																																																																																																																																																																																																																																								
Winston Abreu, R																																																																																																																																																																																																																																																																																																																																																																																																																																																																																																																																																																																																																																																																																																																								
Tony Batista, R OBP: 0.294, SLG: 0.267																																																																																																																																																																																																																																																																																																																																																																																																																																																																																																																																																																																																																																																																																																																								
52 Saul Rivera, S																																																																																																																																																																																																																																																																																																																																																																																																																																																																																																																																																																																																																																																																																																																								
13 Robert Fick, L OBP: 0.298, SLG: 0.253																																																																																																																																																																																																																																																																																																																																																																																																																																																																																																																																																																																																																																																																																																																								
Inning Stats	R: 0 E: 0 K: 0 S: 5				H: 0 LOB: 0 BB: 0 P: 6				R: 1 E: 0 K: 0 S: 8				H: 2 LOB: 1 BB: 1 P: 14				R: 0 E: 0 K: 1 S: 10				H: 1 LOB: 1 BB: 0 P: 15				R: 0 E: 0 K: 2 S: 8				H: 0 LOB: 0 BB: 0 P: 12				R: 0 E: 0 K: 1 S: 7				H: 0 LOB: 0 BB: 0 P: 9				R: 4 E: 1 K: 0 S: 14				H: 4 LOB: 2 BB: 1 P: 25				R: 0 E: 0 K: 0 S: 11				H: 0 LOB: 0 BB: 1 P: 18				R: 0 E: 0 K: 0 S: 9				H: 1 LOB: 1 BB: 0 P: 12				R: 3 E: 0 K: 1 S: 20				H: 5 LOB: 2 BB: 0 P: 26				1B: 8 2B: 3 3B: 2 HR: 0				SF: 2 SAC: 0 DP: 2 HBP: 0				WP: 1 PB: 0 SB: 0 CS: 0				PA: 42																																																																																																																																																																																																																																																																																																																																																																																																																																																																																																																																																																																																																																			
PITCHER	IP	WLS	BF	H	R	ER	SO	BB	IBB	HBP	BLK	WP	HR	S	P	ERA	WHIP	PITCHER																		IP	WLS	BF	H	R	ER	SO	BB	IBB	HBP	BLK	WP	HR	S	P	ERA	WHIP																																																																																																																																																																																																																																																																																																																																																																																																																																																																																																																																																																																																																																																																				
Mike Maroth, L ERA: 5.06	(1, 1)	5.0	W	23	6	5	4	4	2	0	0	0	0	0	45	72	7.20	1.600																																																																																																																																																																																																																																																																																																																																																																																																																																																																																																																																																																																																																																																																																																						
44 Bobby Seay, L ERA: 4.34	(6, 1)	0.2		3	1	0	0	0	0	0	0	0	0	5	5	0.00	1.500																																																																																																																																																																																																																																																																																																																																																																																																																																																																																																																																																																																																																																																																																																							
Jason Grilli, R ERA: 5.91	(6, 1)	1.1	H	4	0	0	0	0	1	0	0	0	0	0	13	22	0.00	0.750																																																																																																																																																																																																																																																																																																																																																																																																																																																																																																																																																																																																																																																																																																						
36 Frankie De La Cruz, R ERA:	(8, 1)	1.0		4	1	0	0	0	0	0	0	0	1	0	9	12	0.00	1.000																																																																																																																																																																																																																																																																																																																																																																																																																																																																																																																																																																																																																																																																																																						
59 Todd Jones, R ERA: 5.86	(9, 1)	1.0		8	5	3	3	1	0	0	0	0	0	0	20	26	27.00	5.000																																																																																																																																																																																																																																																																																																																																																																																																																																																																																																																																																																																																																																																																																																						</

Detroit Tigers @ Washington Nationals
Robert F. Kennedy Memorial Stadium, Washington, DC

Wed Jun 20 2007, 7:05 PM EDT
Att. 26,639 - Clear - 81 F

[illegible]



[illegible]

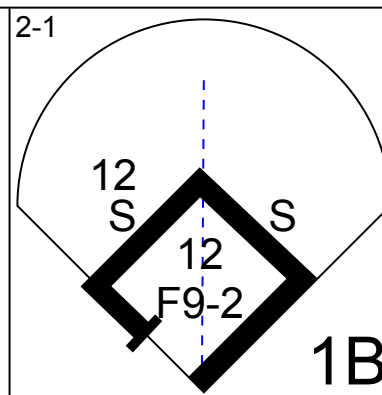
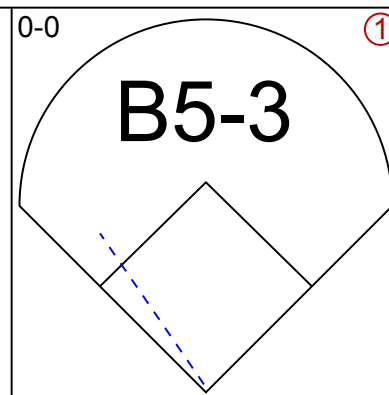
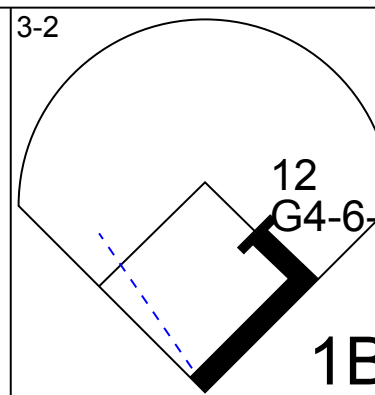
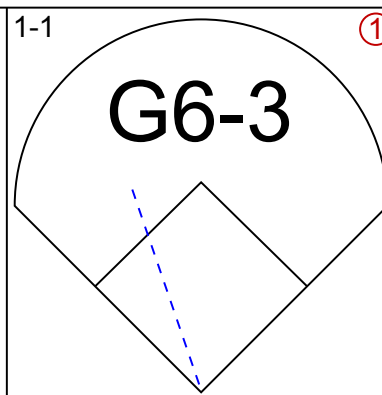
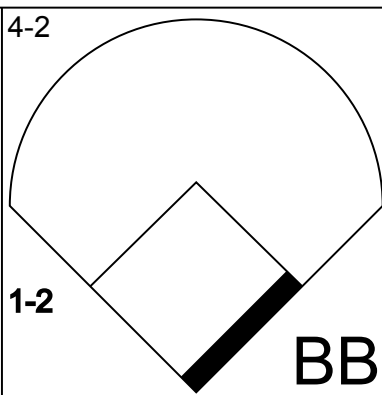
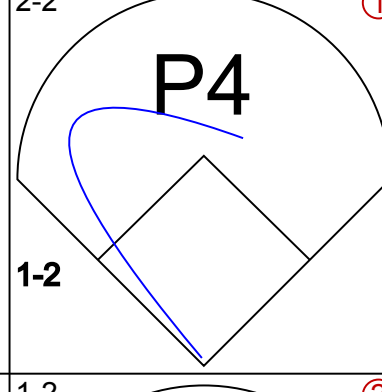
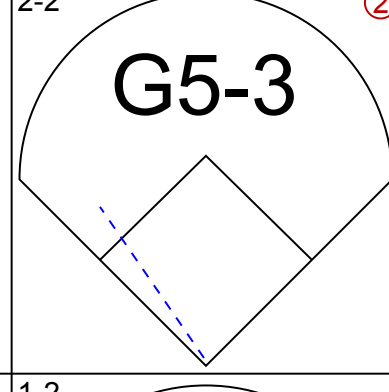
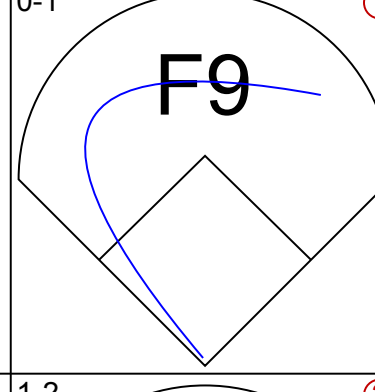
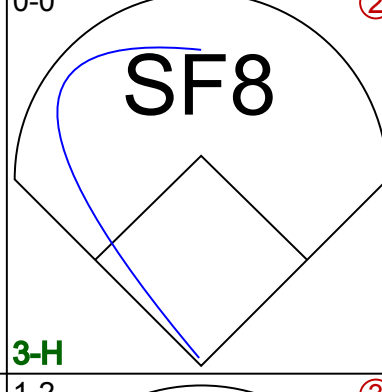
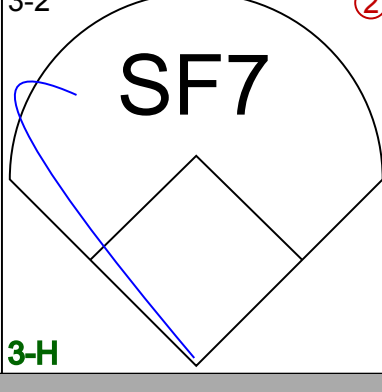
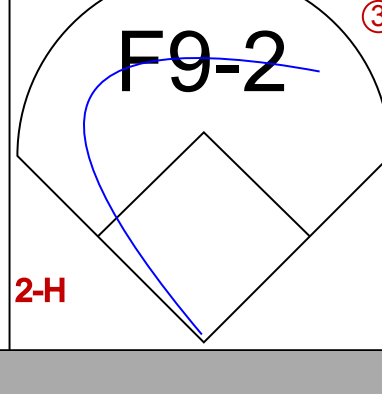
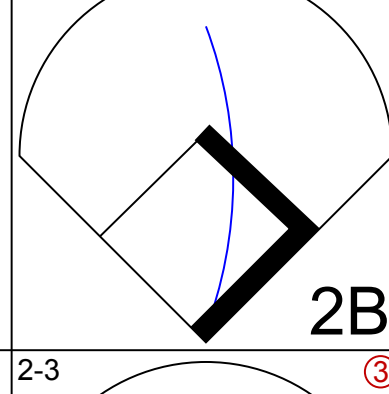
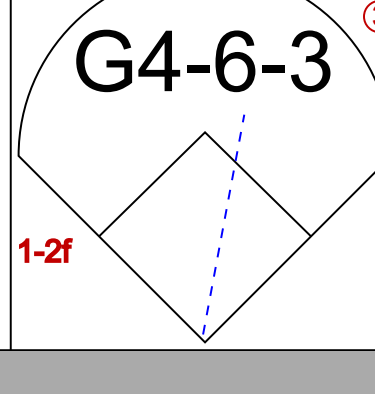
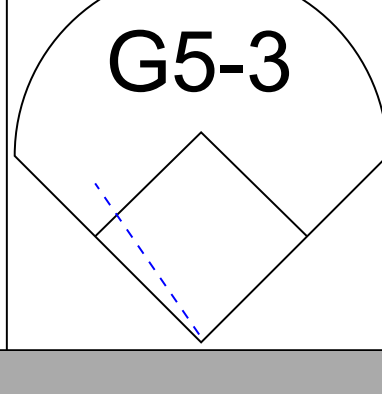
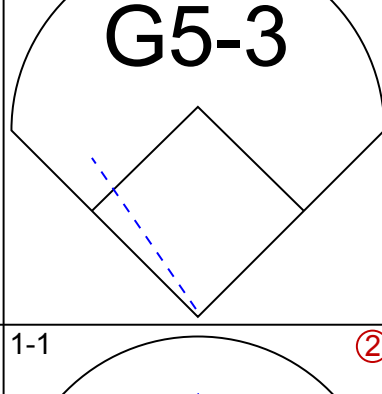
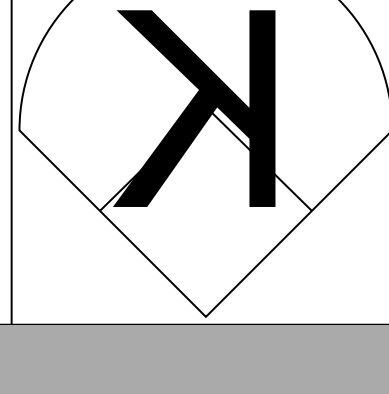
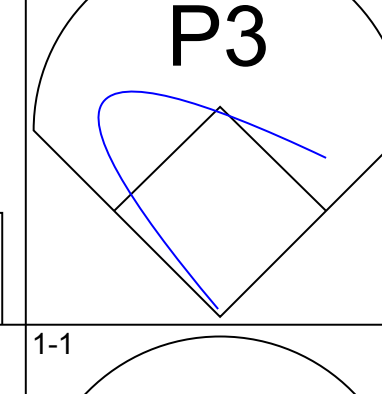
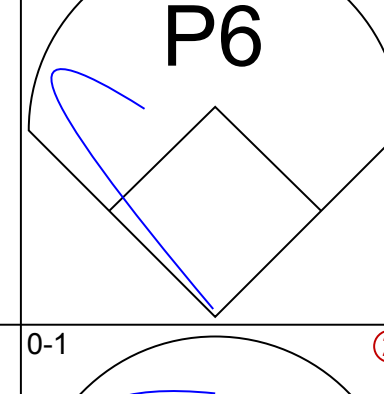
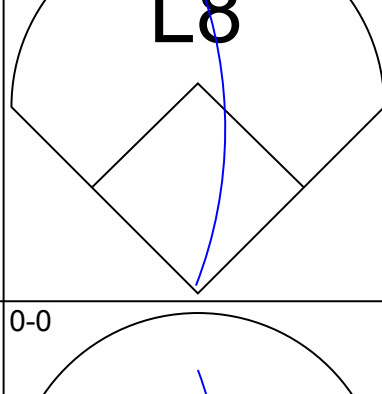
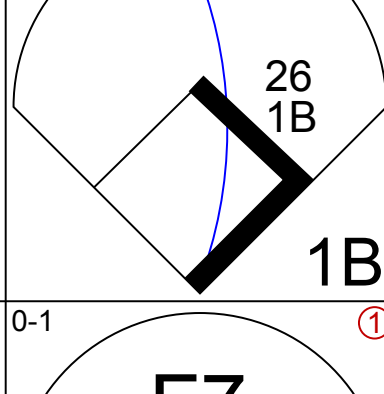
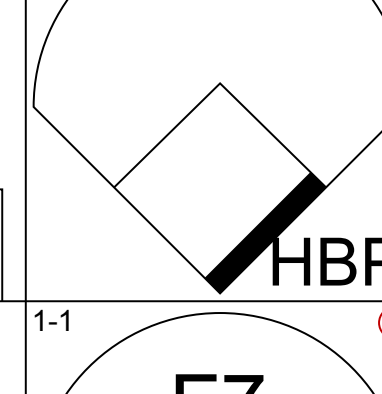
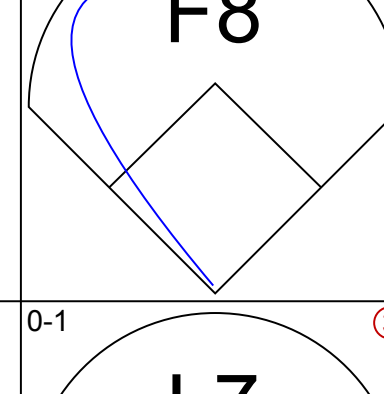
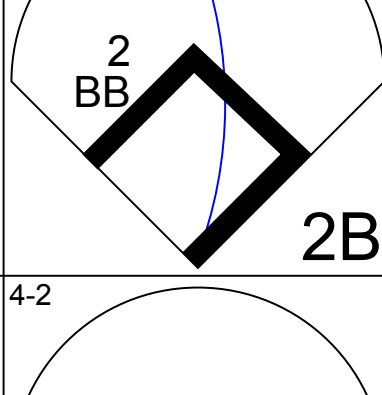
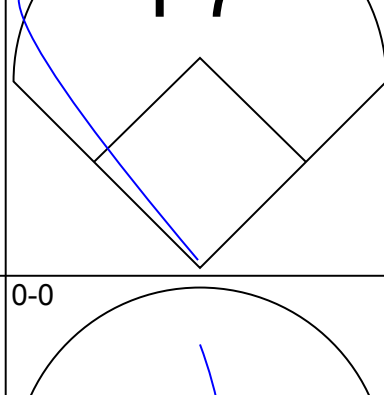
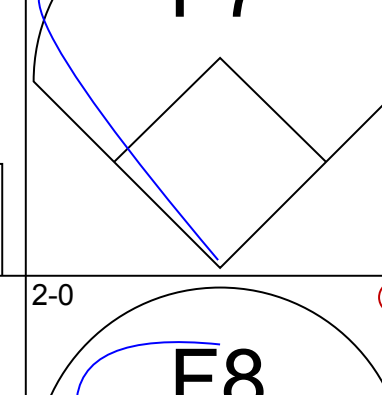
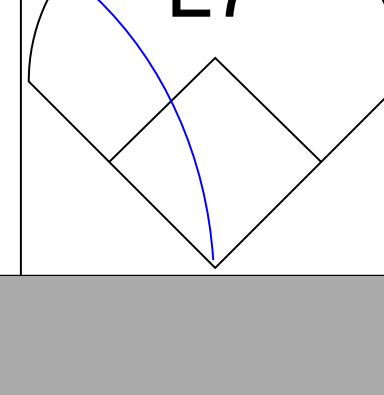
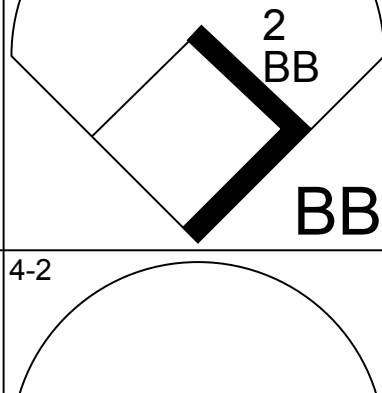
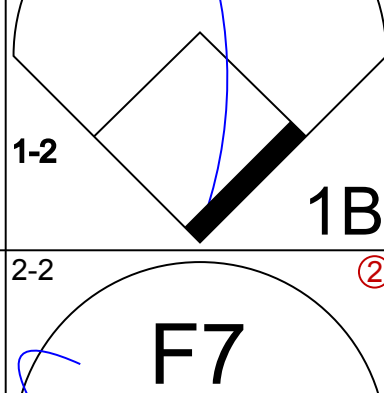

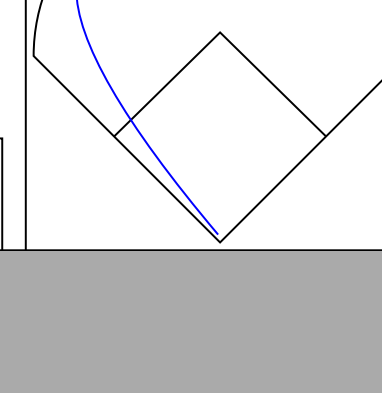
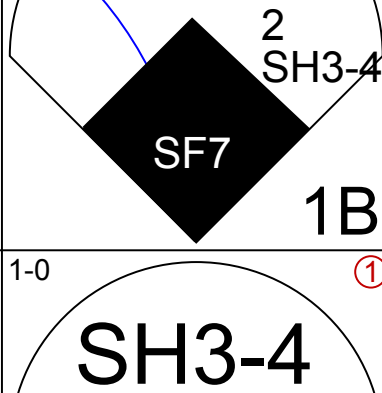
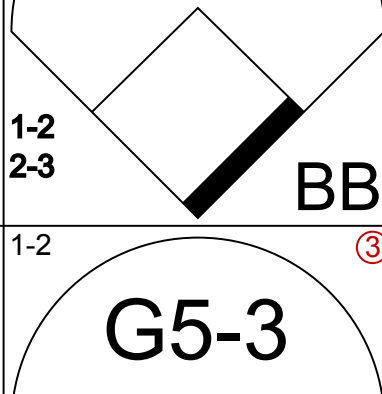
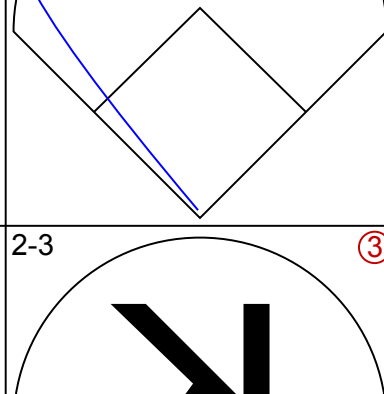
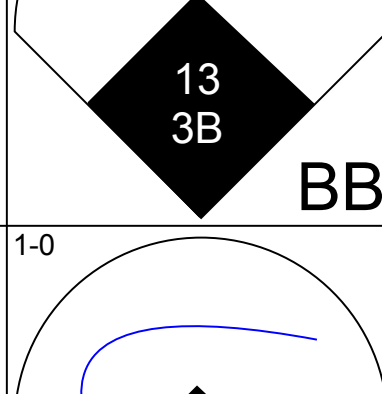
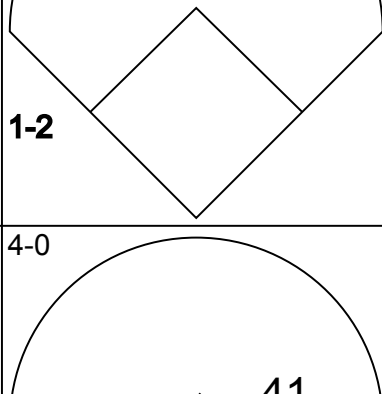
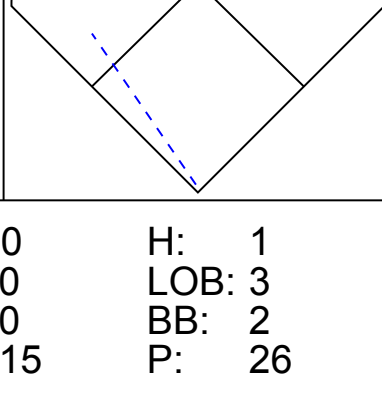
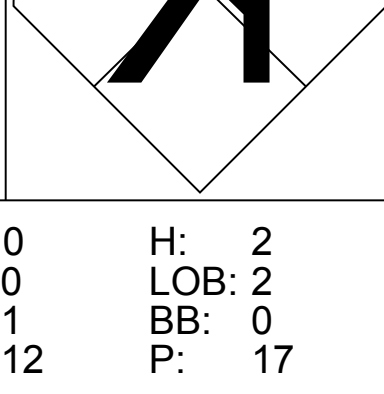
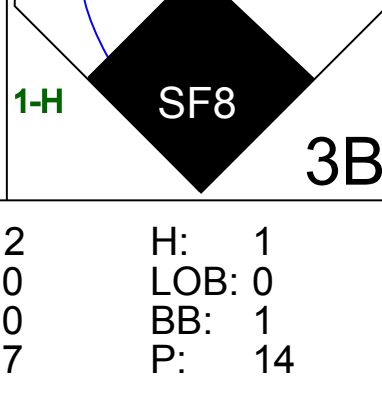
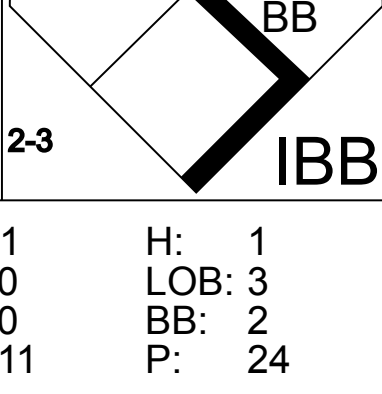


Batter	1	2	3	4	5	6	7	8	9	AB R H RBI BB SO LOB	BOTTOM	
<div>Willie Harris, L<div>(1, 7)</div><div>OBP: 0.440, SLG: 0.500</div></div>	<div><div><div>B FA 86</div><div>C FA 87</div><div>B CH 81</div><div>B FA 88</div><div>C FA 88</div><div>X FA 88</div></div><div><div>3-2</div><div><div><div><div></div><div></div><div></div><div></div></div><div><div>11</div><div>CS</div></div></div><div>1B</div></div></div></div>			<div><div><div>C FA 86</div><div>B CH 73</div><div>F SL 83</div><div>X CH 75</div></div><div><div>1-2</div><div><div><div><div></div><div></div><div></div><div></div></div><div><div>11</div><div>FC4-6</div></div></div><div>1B</div></div></div></div>			<div><div><div>C FA 85</div><div>C CU 70</div><div>S CU 69</div></div><div><div>0-3</div><div><div><div><div></div><div></div><div></div><div></div></div><div><div>K</div></div></div></div></div></div>		<div><div><div>C FA 88</div><div>C SL 82</div><div>B FA 90</div><div>B SL 82</div><div>F FA 91</div><div>X FA 90</div></div><div><div>2-2</div><div><div><div><div></div><div></div><div></div><div></div></div><div><div>G6-3</div></div></div></div></div></div>		<div>4020010</div>	<div>Washington Nationals @ Atlanta Braves</div> <div>Turner Field, Atlanta, GA</div> <div>Mon Jun 25 2007, 7:05 PM EDT</div> <div>Att. 25,375 - Cloudy - 74 F</div>
<div>11 Edgar Renteria, R<div>(1, 6)</div><div>OBP: 0.383, SLG: 0.502</div></div>	<div><div><div>1 SAFE</div><div>B SL 88</div><div>B FA 88</div><div>C FA 89</div><div>F SL 83</div><div>F FA 89</div><div>T SL 84</div></div><div><div>2-2</div><div><div><div><div></div><div></div><div></div><div></div></div><div><div>K</div></div></div></div></div></div>		<div><div><div>1 SAFE</div><div>B SL 83</div><div>F FA 88</div><div>F FA 88</div><div>1 SAFE</div><div>F CH 77</div><div>F FA 89</div><div>X SL 84</div></div><div><div>1-2</div><div><div><div><div></div><div></div><div></div><div></div></div><div><div>FC4-6</div></div></div><div><div>F8</div><div>16</div><div>1B</div></div></div></div></div>	<div><div><div>B FA 85</div><div>X FA 84</div></div><div><div>1-0</div><div><div><div><div></div><div></div><div></div><div></div></div><div><div>16</div><div>HR</div></div></div><div>2B</div></div></div></div>	<div><div><div>B FA 92</div><div>X SL 82</div></div><div><div>1-0</div><div><div><div><div></div><div></div><div></div><div></div></div><div><div>G6-3</div></div></div></div></div></div>	<div>4210012</div>						
<div>10 Chipper Jones, S<div>(1, 5)</div><div>OBP: 0.407, SLG: 0.607</div></div> <div>19 Yunel Escobar, R<div>(8, PR)</div><div>(9, 5)</div><div>OBP: 0.312, SLG: 0.361</div></div>	<div><div><div>C FA 89</div><div>S CH 76</div><div>F FA 90</div><div>X CH 77</div></div><div><div>0-2</div><div><div><div><div></div><div></div><div></div><div></div></div><div><div>F7</div></div></div></div></div></div>		<div><div><div>B SL 84</div><div>B FA 88</div><div>B SL 84</div><div>X CH 75</div></div><div><div>2-1</div><div><div><div><div></div><div></div><div></div><div></div></div><div><div>16</div><div>1B</div></div></div><div>1B</div></div></div></div>	<div><div><div>B CH 74</div><div>X CU 67</div></div><div><div>1-0</div><div><div><div><div></div><div></div><div></div><div></div></div><div><div>F7</div></div></div></div></div></div>	<div><div><div>C FA 92</div><div>C CH 82</div><div>B SL 82</div><div>F FA 91</div><div>B CH 83</div><div>X FA 91</div></div><div><div>2-2</div><div><div><div><div></div><div></div><div></div><div></div></div><div><div>2B</div></div></div></div></div></div>	<div>4020001</div> <div>0000000</div>						
<div>Andruw Jones, R<div>(1, 8)</div><div>OBP: 0.301, SLG: 0.376</div></div>		<div><div><div>B CH 76</div><div>F SL 83</div><div>S SL 84</div><div>B SL 84</div><div>B FA 89</div><div>X SL 84</div></div><div><div>3-2</div><div><div><div><div></div><div></div><div></div><div></div></div><div><div>F8</div></div></div></div></div></div>	<div><div><div>B SL 84</div><div>F SL 83</div><div>B CU 75</div><div>F FA 89</div><div>X SL 86</div></div><div><div>2-2</div><div><div><div><div></div><div></div><div></div><div></div></div><div><div>F8</div></div></div></div></div></div>	<div><div><div>B CU 68</div><div>B CH 73</div><div>B CU 67</div><div>I IN 75</div></div><div><div>4-0</div><div><div><div><div></div><div></div><div></div><div></div></div><div><div>16</div><div>HR</div></div></div><div>IBB</div></div></div></div>	<div><div><div>D SL 85</div><div>B FA 91</div><div>C FA 92</div><div>C SL 81</div><div>C SL 82</div></div><div><div>2-3</div><div><div><div><div></div><div></div><div></div><div></div></div><div><div>K</div></div></div></div></div></div>	<div>3100113</div>						
<div>16 Brian McCann, L<div>(1, 2)</div><div>OBP: 0.307, SLG: 0.413</div></div>		<div><div><div>B FA 88</div><div>C SL 83</div><div>X CH 76</div></div><div><div>1-1</div><div><div><div><div></div><div></div><div></div><div></div></div><div><div>F9</div></div></div></div></div></div>	<div><div><div>B CH 74</div><div>F FA 88</div><div>F CH 76</div><div>X FA 88</div></div><div><div>1-2</div><div><div><div><div></div><div></div><div></div><div></div></div><div><div>1B</div></div></div></div></div></div>	<div><div><div>B CU 68</div><div>F FA 88</div><div>C FA 84</div><div>X CU 69</div></div><div><div>2-1</div><div><div><div><div></div><div></div><div></div><div></div></div><div><div>HR</div></div></div></div></div></div>	<div><div><div>B FA 88</div><div>F FA 88</div><div>X CH 80</div></div><div><div>1-1</div><div><div><div><div></div><div></div><div></div><div></div></div><div><div>G6-3</div></div></div></div></div></div>	<div>3124000</div>						
<div>7 Jeff Francoeur, R<div>(1, 9)</div><div>OBP: 0.319, SLG: 0.413</div></div>		<div><div><div>S FA 89</div><div>B SL 84</div><div>B CH 77</div><div>F FA 89</div><div>F FA 90</div><div>F FA 90</div><div>S CH 77</div></div><div><div>2-3</div><div><div><div><div></div><div></div><div></div><div></div></div><div><div>K</div></div></div></div></div></div>	<div><div><div>B SL 84</div><div>F FA 88</div><div>T SL 84</div><div>S FA 88</div></div><div><div>1-3</div><div><div><div><div></div><div></div><div></div><div></div></div><div><div>K</div></div></div></div></div></div>	<div><div><div>C FA 85</div><div>X CH 75</div></div><div><div>0-1</div><div><div><div><div></div><div></div><div></div><div></div></div><div><div>G6-3</div></div></div></div></div></div>	<div>3000022</div>							
<div>2 Kelly Johnson, L<div>(1, 4)</div><div>OBP: 0.373, SLG: 0.451</div></div>			<div><div><div>B FA 85</div><div>C CH 83</div><div>S FA 88</div><div>F CH 76</div><div>C SL 83</div></div><div><div>1-3</div><div><div><div><div></div><div></div><div></div><div></div></div><div><div>K</div></div></div></div></div></div>	<div><div><div>F FA 84</div><div>C CU 69</div><div>B CU 69</div><div>F CU 69</div><div>C FA 86</div></div><div><div>1-3</div><div><div><div><div></div><div></div><div></div><div></div></div><div><div>K</div></div></div></div></div></div>		<div>3000020</div>						
<div>Scott Thorman, L<div>(1, 3)</div><div>OBP: 0.259, SLG: 0.416</div></div>			<div><div><div>B FA 89</div><div>S CH 76</div><div>T FA 88</div><div>B SL 83</div><div>X FA 89</div></div><div><div>2-2</div><div><div><div><div></div><div></div><div></div><div></div></div><div><div>F8</div></div></div></div></div></div>	<div><div><div>C CU 69</div><div>S CU 69</div><div>B CU 70</div><div>B FA 86</div><div>S CU 69</div></div><div><div>2-3</div><div><div><div><div></div><div></div><div></div><div></div></div><div><div>K</div></div></div></div></div></div>	<div><div><div>B FA 88</div><div>F FA 88</div><div>X CH 80</div></div><div><div>1-1</div><div><div><div><div></div><div></div><div></div><div></div></div><div><div>G6-3</div></div></div></div></div></div>	<div>3000010</div>						
<div>15 Tim Hudson, R<div>(1, 1)</div><div>OBP: 0.235, SLG: 0.250</div></div> <div>4 Pete Orr, L<div>(7, PH)</div><div>OBP: 0.218, SLG: 0.208</div></div> <div>39 Rafael Soriano, R<div>(8, 1)</div></div> <div>Bob Wickman, R<div>(9, 1)</div></div>			<div><div><div>C FA 89</div><div>S SL 84</div><div>B CH 77</div><div>F SL 85</div><div>B FA 89</div><div>F SL 85</div><div>X FA 90</div></div><div><div>2-2</div><div><div><div><div></div><div></div><div></div><div></div></div><div><div>F9</div></div></div></div></div></div>	<div><div><div>B FA 84</div><div>X FA 84</div></div><div><div>1-0</div><div><div><div><div></div><div></div><div></div><div></div></div><div><div>G4-3</div></div></div></div></div></div>	<div><div><div>S CH 81</div><div>B CH 77</div><div>B FA 88</div><div>B CH 84</div><div>X CH 79</div></div><div><div>3-1</div><div><div><div><div></div><div></div><div></div><div></div></div><div><div>L4</div></div></div></div></div></div>	<div>2000000</div> <div>1000000</div> <div>0000000</div> <div>0000000</div>						
Inning Stats	<div>R: 0H: 1E: 0LOB: 0K: 1BB: 0S: 11P: 16</div>	<div>R: 0H: 0E: 0LOB: 0K: 1BB: 0S: 10P: 16</div>	<div>R: 0H: 0E: 0LOB: 0K: 1BB: 0S: 12P: 17</div>	<div>R: 1H: 3E: 0LOB: 2K: 1BB: 0S: 19P: 27</div>	<div>R: 0H: 0E: 0LOB: 0K: 2BB: 0S: 8P: 12</div>	<div>R: 3H: 2E: 0LOB: 0K: 1BB: 1S: 9P: 17</div>	<div>R: 0H: 0E: 0LOB: 0K: 0BB: 0S: 6P: 11</div>	<div>R: 0H: 1E: 0LOB: 1K: 1BB: 0S: 12P: 19</div>	<div>1B: 4SF: 02B: 3SAC: 03B: 0DP: 1HR: 1HBP: 0</div>	<div>WP: 0PA: 31PB: 0SB: 0CS: 1</div>		
<div>PITCHER</div> <div>57 Jason Bergmann, R<div>(1, 1)</div><div>ERA: 2.72</div></div> <div>40 Billy Traber, L<div>(5, 1)</div><div>ERA: 2.84</div></div> <div>Luis Ayala, R<div>(7, 1)</div><div>ERA:</div></div> <div>49 Chris Schroder, R<div>(8, 1)</div><div>ERA:</div></div>	<div>IP4.0WLSLBF15H4R1ER1SO4BB0IBB0HBP0BLK0WP0HR0S52P76ERA2.25WHIP1.000</div>	<div>IP2.0WLS9BF2R3ER3SO3BB0IBB0HBP0BLK0WP0HR1S17P29ERA13.50WHIP1.000</div>	<div>IP1.0WLS3BF0R0ER0SO0BB0IBB0HBP0BLK0WP0HR0S6P11ERA0.00WHIP0.000</div>	<div>IP1.0WLS4BF1R0ER0SO1BB0IBB0HBP0BLK0WP0HR0S12P19ERA0.00WHIP1.000</div>	<div>PITCHER</div> <div>IPWLSBFBHRRERSOBBIBBHBPBLKWPHRSPERAWHIP</div>							

Washington Nationals @ Atlanta Braves
Turner Field, Atlanta, GA
Tue Jun 26 2007, 7:35 PM EDT
Att. 22,508 - Partly Cloudy - 89 F

Washington Nationals @ Atlanta Braves
Turner Field, Atlanta, GA
Wed Jun 27 2007, 7:35 PM EDT
Att. 29,144 - Clear - 89 F

Batter		1	2	3	4	5	6	7	8	9	AB R H RBI BB SO LOB	BOTTOM						
19 Yunel Escobar, R OBP: 0.345, SLG: 0.415 (1, 4) (6, 6)	B CH 82 B CH 83 F FA 85 F FA 86 X CH 76	2-2 G6-3 11 10 1B 2B		X FA 85 0-0 11 1B 10 1B 2B	F CH 76 F CH 77 B CH 75 X CH 73 2-1 11 1B 10 1B 1B	C CH 76 X CU 69 0-1 11 1B 10 FC5-4 1B 1-2 3-H	D CH 77 B FA 85 B CH 74 C FA 83 F FA 82 X CH 75 3-2 G5-3				5 4 4 1 0 0 1	Washington Nationals @ Atlanta Braves Turner Field, Atlanta, GA Wed Jun 27 2007, 7:35 PM EDT Att. 29,144 - Clear - 89 F						
11 Edgar Renteria, R OBP: 0.386, SLG: 0.502 Willie Harris, L OBP: 0.437, SLG: 0.496 (1, 6) (6, 8)	C FA 86 X CH 79	0-1 G6-3 2-3		S FA 87 F CH 76 F FA 88 B FA 88 F FA 88 F FA 89 B CH 77 B FA 89 X FA 88 3-2 7 S 10 1B SF7 1B 2-3	F FA 85 X CH 81 0-1 10 1B 1B 1-3 3-H	B FA 84 X FA 85 1-0 10 FC5-4 1B 1-3 2-H	C X 0-1 P5			4 2 3 2 0 0 1 1 0 0 0 0 0 0								
10 Chipper Jones, S OBP: 0.410, SLG: 0.601 Chris Woodward, R OBP: 0.237, SLG: 0.301 (1, 5) (5, PR) (6, 5)	X CH 77	0-0 G6-4-3 1B 3-H		B FA 88 B CH 79 X CH 76 2-0 16 1B 1-2 3-H	D CH 86 D CH 82 F CH 73 D CH 80 X CH 77 3-1 7 1B 1B 1-3 3-H	X CH 76 0-0 FC5-4 1-2f 3-H	S B F B B FA 89 X SL 83 2-2 36 G1-3 7 1B 2B			4 1 3 4 0 0 2 1 1 1 0 0 0 0								
Andruw Jones, R OBP: 0.300, SLG: 0.383 Oscar Villarreal, L 36 Chuck James, L OBP: 0.200, SLG: 0.130 49 Wilfredo Ledezma, L 54 Chad Paronto, R (1, 8) (6, 1) (7, PH) (8, 1) (9, 1)	C FA 87 B CH 75 B FA 88 X CH 79	2-1 G6-4-3 1-2f		X FA 86 0-0 B2	B SL 78 F SL 73 X FA 86 1-1 7 1B 1-2 3-H	F CH 74 F CH 75 B FA 84 D CU 70 T CH 74 2-2 K	F FA 88 X FA 89 0-1 G1-3 2-3			4 0 1 1 0 1 5 0 0 0 0 0 0 0 1 0 0 0 0 0 1 0 0 0 0 0 0 0 0 0 0 0 0 0 0								
7 Jeff Francoeur, R OBP: 0.325, SLG: 0.417 (1, 9)			S FA 85 B FA 86 F CH 75 B FA 87 B FA 88 B FA 87 4-2 F9 23 1B BB	B CH 80 X CH 78 1-0 SF7 2-H	B SL 78 S CH 80 X FA 86 1-1 16 G5-4-3 1B 1-2 2-H		B FA 89 X FA 90 1-0 16 HR 1B 3-H			3 1 3 3 1 0 0								
16 Brian McCann, L OBP: 0.317, SLG: 0.437 Scott Thorman, L OBP: 0.258, SLG: 0.414 (1, 2) (7, 3)			S FA 87 S FA 87 B SL 80 B FA 87 C FA 87 2-3 K	F CH 77 F FA 88 F CH 78 B FA 88 X FA 89 2-2 1-2	C CH 81 C FA 86 X FA 86 0-2 G5-4-3 1-2f		F FA 86 CU 69 FA 85 B FA 85 B FA 85 B CU 68 X FA 84 3-2 1-H HR	C FC 89 F CH 83 X SL 88 0-2 P2		4 1 2 2 0 1 3 1 0 0 0 0 0 1								
23 Matt Diaz, R OBP: 0.364, SLG: 0.461 (1, 7)			1 SAFE S FA 87 S FA 86 B SL 88 F FA 88 X CH 77 2-2 1-2 1B	B FA 88 FA 88 F FA 88 B FA 88 S FA 88 2-3 K		S CH 74 B FA 83 C FA 84 X FA 85 1-2 29 1B 19 1B 2B	F FA 84 FA 84 B FA 85 S FA 85 1-3 K			5 1 3 0 0 2 2								
Jarrod Saltalamacchia, S OBP: 0.371, SLG: 0.518 (1, 3) (7, 2)			B CH 79 B CH 75 B CH 75 X FA 87 3-0 F9		B CH 81 B FA 84 B CH 75 B FA 85 4-0 19 1B 29 SH3-4 BB	B CH 74 C FA 84 S CH 74 CH 76 1-3 K	B FA 85 CH 74 X CH 77 1-1 4 G4-3 1B			4 1 1 0 1 1 4								
29 John Smoltz, R OBP: 0.120, SLG: 0.160 4 Pete Orr, L OBP: 0.211, SLG: 0.200 (1, 1) (5, PR) (6, 4)			C CH 75 B CH 75 B CH 75 S FA 87 B CH 75 X FA 84 3-2 F9		L CH 83 B FA 85 1 SAFE X FA 83 1-1 SH3-4 1-2	S CH 74 C CU 66 B FA 84 D CH 73 X FA 85 2-2 19 1B 1B 2-3	X CU 67 0-0 G4-3 1-2			2 0 1 0 0 0 2 2 1 0 0 0 1 1								
Inning Stats	R: 1 E: 0 K: 0 S: 8	H: 2 LOB: 0 BB: 0 P: 12	R: 0 E: 0 K: 1 S: 13	H: 1 LOB: 2 BB: 1 P: 27	R: 2 E: 0 K: 1 S: 17	H: 4 LOB: 2 BB: 0 P: 27	R: 4 E: 0 K: 2 S: 15	H: 5 LOB: 1 BB: 1 P: 27	R: 3 E: 0 K: 2 S: 16	H: 4 LOB: 2 BB: 0 P: 23	R: 2 E: 0 K: 1 S: 17	H: 3 LOB: 1 BB: 0 P: 27	R: 1 E: 0 K: 0 S: 11	H: 2 LOB: 1 BB: 0 P: 14	R: 0 E: 0 K: 1 S: 10	H: 1 LOB: 0 BB: 0 P: 12	1B: 17 SF: 1 2B: 4 SAC: 1 3B: 0 DP: 3 HR: 1 HBP: 0	WP: 0 PA: 45 PB: 0 SB: 1 CS: 0
PITCHER	IP WLS BF H R ER SO BB IBB HBP BLK WP HR S P ERA WHIP	IP WLS BF H R ER SO BB IBB HBP BLK WP HR S P ERA WHIP	IP WLS BF H R ER SO BB IBB HBP BLK WP HR S P ERA WHIP	IP WLS BF H R ER SO BB IBB HBP BLK WP HR S P ERA WHIP	IP WLS BF H R ER SO BB IBB HBP BLK WP HR S P ERA WHIP	IP WLS BF H R ER SO BB IBB HBP BLK WP HR S P ERA WHIP	IP WLS BF H R ER SO BB IBB HBP BLK WP HR S P ERA WHIP	IP WLS BF H R ER SO BB IBB HBP BLK WP HR S P ERA WHIP	IP WLS BF H R ER SO BB IBB HBP BLK WP HR S P ERA WHIP	IP WLS BF H R ER SO BB IBB HBP BLK WP HR S P ERA WHIP	IP WLS BF H R ER SO BB IBB HBP BLK WP HR S P ERA WHIP	IP WLS BF H R ER SO BB IBB HBP BLK WP HR S P ERA WHIP	IP WLS BF H R ER SO BB IBB HBP BLK WP HR S P ERA WHIP	IP WLS BF H R ER SO BB IBB HBP BLK WP HR S P ERA WHIP	IP WLS BF H R ER SO BB IBB HBP BLK WP HR S P ERA WHIP			
59 Micah Bowie, L ERA: 4.39	(1, 1) 3.1 L 20 9 6 6 2 2 0 0 0 0 0 0 44 79 16.20 3.300	(4, 1) 0.2 4 3 1 1 0 0 0 0 0 0 0 9 14 13.50 4.500	(5, 1) 2.0 13 7 5 5 3 0 0 0 0 0 1 33 50 22.50 3.500	(7, 1) 1.0 5 2 1 1 0 0 0 0 0 0 0 11 14 9.00 2.000	(8, 1) 1.0 3 1 0 0 0 1 0 0 0 0 0 10 12 0.00 1.000													

Batter	1												2				3				4				5				6				7				8				9				AB R H RBI BB SO LOB												BOTTOM																											
<div>Rajai Davis, R<div>(1, 8)OBP: 0.306, SLG: 0.267</div></div> <div>34 John Grabow, L<div>(8, 1)</div></div> <div>Shawn Chacon, R<div>(8, 1)OBP: 0.300, SLG: 0.300</div></div> <div>55 Matt Capps, R<div>(9, 1)OBP: 1.000, SLG: 1.000</div></div> <div>41 Ryan Doumit, S<div>(9, PH)OBP: 0.376, SLG: 0.476</div></div>	<div>2-1</div> <div></div> <div>1B</div>																<div>X</div> <div>0-0</div> <div>B5-3</div> <div></div>								<div>C</div> <div>B</div> <div>B</div> <div>B</div> <div>C</div> <div>X</div> <div>3-2</div> <div></div> <div>1B</div>								<div>D</div> <div>F</div> <div>X</div> <div>1-1</div> <div>G6-3</div> <div></div>								<div>B</div> <div>B</div> <div>B</div> <div>B</div> <div>B</div> <div>X</div> <div>4-2</div> <div></div> <div>1-2</div> <div>BB</div>				<div>4 0 2 0 0 0 1</div> <div>0 0 0 0 0 0 0</div> <div>0 0 0 0 0 0 0</div> <div>0 0 0 0 0 0 0</div> <div>0 0 0 0 1 0 0</div>												<div>Washington Nationals @ Pittsburgh Pirates</div> <div>PNC Park, Pittsburgh, PA</div> <div>Fri Jun 29 2007, 7:05 PM EDT</div> <div>Att: 32,361 - Cloudy - 74 F</div> <div>livebaseballscorecards.com</div>																											
<div>José Bautista, R<div>(1, 5)OBP: 0.351, SLG: 0.425</div></div>	<div>F</div> <div>1</div> <div>SAFE</div> <div>B</div> <div>1</div> <div>SAFE</div> <div>B</div> <div>C</div> <div>X</div> <div>2-2</div> <div>P4</div> <div></div> <div>1-2</div>																<div>C</div> <div>B</div> <div>B</div> <div>F</div> <div>X</div> <div>2-2</div> <div>G5-3</div> <div></div>								<div>C</div> <div>X</div> <div>0-1</div> <div>F9</div> <div></div>								<div>X</div> <div>0-0</div> <div>SF8</div> <div></div>								<div>D</div> <div>B</div> <div>B</div> <div>C</div> <div>X</div> <div>3-2</div> <div>SF7</div> <div></div> <div>3-H</div>				<div>3 0 0 2 0 0 2</div>																																							
<div>12 Freddy Sanchez, R<div>(1, 4)OBP: 0.333, SLG: 0.378</div></div>	<div>C</div> <div>D</div> <div>F</div> <div>F</div> <div>X</div> <div>1-2</div> <div>F9-2</div> <div></div> <div>2-H</div>																<div>B</div> <div>F</div> <div>F</div> <div>X</div> <div>1-2</div> <div></div> <div>2B</div>								<div>1</div> <div>SAFE</div> <div>B</div> <div>S</div> <div>1</div> <div>SAFE</div> <div>F</div> <div>X</div> <div>1-2</div> <div>G4-6-3</div> <div></div> <div>1-2f</div>								<div>F</div> <div>C</div> <div>B</div> <div>X</div> <div>1-2</div> <div>G5-3</div> <div></div>												<div>4 0 1 0 0 0 2</div>																																							
<div>Xavier Nady, R<div>(1, 9)OBP: 0.332, SLG: 0.484</div></div>													<div>B</div> <div>F</div> <div>X</div> <div>1-1</div> <div>G5-3</div> <div></div>				<div>B</div> <div>T</div> <div>B</div> <div>C</div> <div>2-3</div> <div></div>								<div>X</div> <div>0-0</div> <div>P3</div> <div></div>								<div>B</div> <div>X</div> <div>1-0</div> <div>P6</div> <div></div>								<div>4 0 0 0 0 1 1</div>																																											
<div>Jason Bay, R<div>(1, 7)OBP: 0.342, SLG: 0.452</div></div>													<div>B</div> <div>S</div> <div>X</div> <div>1-1</div> <div>L8</div> <div></div>								<div>F</div> <div>B</div> <div>X</div> <div>1-1</div> <div></div> <div>26</div> <div>1B</div>								<div>C</div> <div>H</div> <div>1-1</div> <div></div> <div>HBP</div>								<div>C</div> <div>X</div> <div>0-1</div> <div>F8</div> <div></div>				<div>3 0 1 0 0 0 0</div>																																											
<div>25 Adam LaRoche, L<div>(1, 3)OBP: 0.308, SLG: 0.384</div></div>													<div>X</div> <div>0-0</div> <div></div> <div>2B</div>								<div>C</div> <div>X</div> <div>0-1</div> <div>F7</div> <div></div>								<div>F</div> <div>B</div> <div>X</div> <div>1-1</div> <div>F7</div> <div></div>								<div>C</div> <div>X</div> <div>0-1</div> <div>L7</div> <div></div>				<div>4 0 1 0 0 0 2</div>																																											
<div>26 Ronny Paulino, R<div>(1, 2)OBP: 0.277, SLG: 0.354</div></div> <div>Jose Castillo, R<div>(9, PR)OBP: 0.286, SLG: 0.327</div></div>													<div>C</div> <div>B</div> <div>B</div> <div>B</div> <div>B</div> <div>B</div> <div>4-2</div> <div></div> <div>2</div> <div>BB</div> <div>BB</div>								<div>X</div> <div>0-0</div> <div></div> <div>1-2</div> <div></div> <div>1B</div>								<div>B</div> <div>B</div> <div>X</div> <div>2-0</div> <div>F8</div> <div></div>								<div>F</div> <div>B</div> <div>X</div> <div>1-2</div> <div></div> <div>2</div> <div>SH3-4</div> <div>1B</div>				<div>3 0 2 0 1 0 1</div> <div>0 1 0 0 0 0 0</div>																																											
<div>2 Jack Wilson, R<div>(1, 6)OBP: 0.315, SLG: 0.364</div></div>													<div>C</div> <div>B</div> <div>B</div> <div>B</div> <div>B</div> <div>B</div> <div>4-2</div> <div></div> <div>1-2</div> <div>2-3</div> <div>BB</div>								<div>C</div> <div>B</div> <div>B</div> <div>F</div> <div>X</div> <div>2-2</div> <div>F7</div> <div></div>								<div>B</div> <div>B</div> <div>B</div> <div>B</div> <div>4-0</div> <div></div> <div>13</div> <div>3B</div> <div>BB</div>								<div>B</div> <div>X</div> <div>1-0</div> <div>SH3-4</div> <div></div> <div>1-2</div>				<div>1 1 0 0 2 0 2</div>																																											
<div>45 Ian Snell, R<div>(1, 1)OBP: 0.207, SLG: 0.115</div></div> <div>13 Nate McLouth, L<div>(7, PH)OBP: 0.299, SLG: 0.330</div></div> <div>(8, 8)</div>													<div>F</div> <div>L</div> <div>B</div> <div>X</div> <div>1-2</div> <div>G5-3</div> <div></div>								<div>C</div> <div>S</div> <div>S</div> <div>S</div> <div>2-3</div> <div></div>								<div>B</div> <div>X</div> <div>1-0</div> <div></div> <div>1-H</div> <div>SF8</div> <div>3B</div>								<div>B</div> <div>I</div> <div>4-0</div> <div></div> <div>2-3</div> <div>41</div> <div>BB</div> <div>IBB</div>				<div>2 0 0 0 0 1 5</div> <div>1 1 1 1 1 0 0</div>																																											
Inning Stats	<div>R: 0</div> <div>E: 0</div> <div>K: 0</div> <div>S: 9</div>				<div>H: 1</div> <div>LOB: 0</div> <div>BB: 0</div> <div>P: 14</div>				<div>R: 0</div> <div>E: 0</div> <div>K: 0</div> <div>S: 15</div>				<div>H: 1</div> <div>LOB: 3</div> <div>BB: 2</div> <div>P: 26</div>				<div>R: 0</div> <div>E: 0</div> <div>K: 1</div> <div>S: 10</div>				<div>H: 1</div> <div>LOB: 1</div> <div>BB: 0</div> <div>P: 15</div>				<div>R: 0</div> <div>E: 0</div> <div>K: 1</div> <div>S: 12</div>				<div>H: 2</div> <div>LOB: 2</div> <div>BB: 0</div> <div>P: 17</div>				<div>R: 0</div> <div>E: 0</div> <div>K: 0</div> <div>S: 9</div>				<div>H: 1</div> <div>LOB: 0</div> <div>BB: 0</div> <div>P: 13</div>				<div>R: 0</div> <div>E: 0</div> <div>K: 0</div> <div>S: 5</div>				<div>H: 0</div> <div>LOB: 1</div> <div>BB: 0</div> <div>P: 9</div>				<div>R: 2</div> <div>E: 0</div> <div>K: 0</div> <div>S: 7</div>				<div>H: 1</div> <div>LOB: 0</div> <div>BB: 1</div> <div>P: 14</div>				<div>R: 0</div> <div>E: 0</div> <div>K: 0</div> <div>S: 5</div>				<div>H: 0</div> <div>LOB: 0</div> <div>BB: 0</div> <div>P: 6</div>				<div>R: 1</div> <div>E: 0</div> <div>K: 0</div> <div>S: 11</div>				<div>H: 1</div> <div>LOB: 3</div> <div>BB: 2</div> <div>P: 24</div>				<div>1B: 5</div> <div>2B: 3</div> <div>3B: 1</div> <div>HR: 0</div>				<div>SF: 2</div> <div>SAC: 1</div> <div>DP: 2</div> <div>HBP: 1</div>				<div>WP: 1</div> <div>PA: 38</div> <div>PB: 0</div> <div>SB: 2</div> <div>CS: 0</div>			
PITCHER	IP	WLS	BF	H	R	ER	SO	BB	IBB	HBP	BLK	WP	HR	S	P	ERA	WHIP	PITCHER												IP	WLS	BF	H	R	ER	SO	BB	IBB	HBP	BLK	WP	HR	S	P	ERA	WHIP																																						
47 Matt Chico, L <div>(1, 1)ERA: 4.74</div>	6.0		25	6	0	0	2	2	0	1	0	0	0	60	94	0.00	1.333																																																																			
52 Saul Rivera, R <div>(7, 1)ERA: 4.03</div>	1.0	B	5	1	2	2	0	1	0	0	0	0	0	7	14	18.00	2.000																																																																			
Jon Rauch, R <div>(8, 1)ERA: 4.22</div>	1.2	L	8	1	1	1	0	1	1	0	0	1	0	16	30	5.40	1.200																																																																			

[illegible]

Batter	1												2				3				4				5				6				7				8				9				AB R H RBI BB SO LOB												BOTTOM	
<div>Rajai Davis, R</div> <div>OBP: 0.282, SLG: 0.242</div> <div>13 Nate McLouth, L</div> <div>OBP: 0.304, SLG: 0.337</div> <div>(1, 8)</div> <div>(7, PH)</div> <div>(8, 8)</div>	<div>C</div> <div>X</div> <div>0-1</div> <div>G6-3</div> <div>①</div> <div><div></div><div></div></div>																<div>M</div> <div>B</div> <div>X</div> <div>1-1</div> <div>P6</div> <div>①</div> <div><div></div><div></div></div>								<div>C</div> <div>X</div> <div>0-1</div> <div>G6-3</div> <div>③</div> <div><div></div><div></div></div>								<div>C</div> <div>X</div> <div>2-2</div> <div>G3-1</div> <div>③</div> <div><div></div><div></div></div>												<div>3</div> <div>0</div> <div>0</div> <div>0</div> <div>0</div> <div>0</div> <div>0</div> <div>0</div> <div>1</div> <div>0</div> <div>0</div> <div>0</div> <div>0</div> <div>0</div> <div>1</div>												<div>Washington Nationals @ Pittsburgh Pirates</div> <div>PNC Park, Pittsburgh, PA</div> <div>Sun Jul 01 2007, 1:35 PM EDT</div> <div>Att. 19,149 - Partly Cloudy - 71 F</div> <div>livebaseballscorecards.com</div>	
<div>12 Freddy Sanchez, R</div> <div>OBP: 0.331, SLG: 0.375</div> <div>(1, 4)</div>	<div>F</div> <div>X</div> <div>0-1</div> <div>F9</div> <div>②</div> <div><div></div><div></div></div>																<div>B</div> <div>X</div> <div>1-0</div> <div>G4-3</div> <div>②</div> <div><div></div><div></div></div>												<div>B</div> <div>X</div> <div>1-0</div> <div>L6</div> <div>①</div> <div><div></div><div></div></div>								<div>X</div> <div>0-0</div> <div>F8</div> <div>①</div> <div><div></div><div></div></div>								<div>4</div> <div>0</div> <div>0</div> <div>0</div> <div>0</div> <div>0</div> <div>0</div> <div>0</div>													
<div>Xavier Nady, R</div> <div>OBP: 0.330, SLG: 0.480</div> <div>(1, 9)</div>	<div>C</div> <div>B</div> <div>F</div> <div>S</div> <div>1-3</div> <div>K</div> <div>②</div> <div><div></div><div></div></div>																<div>X</div> <div>0-0</div> <div><div></div><div></div></div> <div>2B</div> <div>②</div>								<div>C</div> <div>X</div> <div>0-1</div> <div>F9</div> <div>②</div> <div><div></div><div></div></div>												<div>S</div> <div>B</div> <div>F</div> <div>C</div> <div>1-3</div> <div><div></div><div></div></div>								<div>4</div> <div>0</div> <div>1</div> <div>0</div> <div>0</div> <div>2</div> <div>0</div>													
<div>Jason Bay, R</div> <div>OBP: 0.338, SLG: 0.446</div> <div>(1, 7)</div>	<div>F</div> <div>B</div> <div>B</div> <div>B</div> <div>F</div> <div>F</div> <div>X</div> <div>3-2</div> <div>F9</div> <div>③</div> <div><div></div><div></div></div>																<div>X</div> <div>0-0</div> <div>F9</div> <div>③</div> <div><div></div><div></div></div>								<div>B</div> <div>S</div> <div>B</div> <div>C</div> <div>S</div> <div>2-3</div> <div>K</div> <div>③</div> <div><div></div><div></div></div>								<div>B</div> <div>S</div> <div>B</div> <div>C</div> <div>S</div> <div>2-3</div> <div>K</div> <div>③</div> <div><div></div><div></div></div>								<div>4</div> <div>0</div> <div>0</div> <div>0</div> <div>0</div> <div>2</div> <div>2</div>																	
<div>25 Adam LaRoche, L</div> <div>OBP: 0.316, SLG: 0.408</div> <div>(1, 3)</div>													<div>F</div> <div>X</div> <div>0-1</div> <div><div></div><div></div></div> <div>2B</div> <div>①</div>								<div>B</div> <div>X</div> <div>1-0</div> <div>G3-1</div> <div>①</div> <div><div></div><div></div></div>								<div>B</div> <div>S</div> <div>B</div> <div>B</div> <div>F</div> <div>B</div> <div>X</div> <div>3-2</div> <div><div></div><div></div></div> <div>2B</div> <div>SF8</div> <div>1B</div>								<div>B</div> <div>F</div> <div>B</div> <div>B</div> <div>X</div> <div>2-1</div> <div><div></div><div></div></div> <div>26</div> <div>G6-4-3</div> <div>1B</div>								<div>4</div> <div>1</div> <div>3</div> <div>0</div> <div>0</div> <div>0</div> <div>0</div>													
<div>Jose Castillo, R</div> <div>OBP: 0.284, SLG: 0.333</div> <div>(1, 5)</div>													<div>B</div> <div>X</div> <div>1-0</div> <div>G6-3</div> <div>①</div> <div><div></div><div></div></div>								<div>X</div> <div>0-0</div> <div>F8</div> <div>②</div> <div><div></div><div></div></div>								<div>F</div> <div>B</div> <div>X</div> <div>1-1</div> <div><div></div><div></div></div> <div>2</div> <div>SF8</div> <div>41</div> <div>SF7</div> <div>2B</div>								<div>C</div> <div>L</div> <div>S</div> <div>0-3</div> <div>K</div> <div>①</div> <div><div></div><div></div></div>								<div>4</div> <div>1</div> <div>1</div> <div>0</div> <div>0</div> <div>1</div> <div>2</div>													
<div>26 Ronny Paulino, R</div> <div>OBP: 0.278, SLG: 0.349</div> <div>(1, 2)</div>													<div>C</div> <div>B</div> <div>F</div> <div>D</div> <div>X</div> <div>2-2</div> <div>L4</div> <div>②</div> <div><div></div><div></div></div>								<div>F</div> <div>B</div> <div>B</div> <div>B</div> <div>X</div> <div>3-1</div> <div><div></div><div></div></div> <div>2</div> <div>CS</div> <div>1B</div>								<div>X</div> <div>0-0</div> <div>E1</div> <div>①</div> <div><div></div><div></div></div>								<div>B</div> <div>B</div> <div>C</div> <div>C</div> <div>1</div> <div>B</div> <div>F</div> <div>X</div> <div>3-2</div> <div>G6-4-3</div> <div>②</div> <div>③</div> <div>1-2f</div> <div><div></div><div></div></div>								<div>4</div> <div>0</div> <div>1</div> <div>0</div> <div>0</div> <div>0</div> <div>4</div>													
<div>2 Jack Wilson, R</div> <div>OBP: 0.316, SLG: 0.363</div> <div>(1, 6)</div>													<div></div> <div></div> <div>4-0</div> <div><div></div><div></div></div> <div>IBB</div>								<div>C</div> <div>B</div> <div>C</div> <div>1-2</div> <div>CS</div> <div>③</div> <div>1-2</div> <div><div></div><div></div></div>				<div>X</div> <div>0-0</div> <div>G1-3</div> <div>①</div> <div><div></div><div></div></div>								<div>C</div> <div>F</div> <div>X</div> <div>0-2</div> <div>SF8</div> <div>①</div> <div><div></div><div></div></div>												<div>1</div> <div>0</div> <div>0</div> <div>1</div> <div>1</div> <div>0</div> <div>0</div>													
<div>28 Paul Maholm, L</div> <div>OBP: 0.167, SLG: 0.138</div> <div>41 Ryan Doumit, S</div> <div>OBP: 0.376, SLG: 0.483</div> <div>Shawn Chacon, R</div> <div>OBP: 0.300, SLG: 0.300</div> <div>Damaso Marte, L</div>	<div>B</div> <div>S</div> <div>B</div> <div>B</div> <div>F</div> <div>T</div> <div>D</div> <div>X</div> <div>3-2</div> <div>P4</div> <div>③</div> <div><div></div><div></div></div>																				<div>C</div> <div>B</div> <div>X</div> <div>1-1</div> <div>L5</div> <div>②</div> <div><div></div><div></div></div>								<div>B</div> <div>X</div> <div>1-1</div> <div>SF7</div> <div>②</div> <div><div></div><div></div></div>												<div>2</div> <div>0</div> <div>0</div> <div>0</div> <div>0</div> <div>0</div> <div>2</div> <div>0</div> <div>0</div> <div>0</div> <div>1</div> <div>0</div> <div>0</div> <div>0</div> <div>0</div> <div>0</div> <div>0</div> <div>0</div> <div>0</div> <div>0</div> <div>0</div>																	
Inning Stats	R: 0 E: 0 K: 1 S: 11		H: 0 LOB: 1 BB: 0 P: 15		R: 0 E: 0 K: 0 S: 10		H: 1 LOB: 2 BB: 1 P: 20		R: 0 E: 0 K: 0 S: 5		H: 1 LOB: 0 BB: 0 P: 7		R: 0 E: 0 K: 0 S: 6		H: 0 LOB: 0 BB: 0 P: 11		R: 0 E: 0 K: 1 S: 5		H: 0 LOB: 0 BB: 0 P: 9		R: 2 E: 1 K: 0 S: 16		H: 2 LOB: 1 BB: 0 P: 23		R: 0 E: 0 K: 2 S: 7		H: 0 LOB: 0 BB: 0 P: 10		R: 0 E: 0 K: 1 S: 8		H: 1 LOB: 0 BB: 0 P: 13		1B: 3 2B: 3 3B: 0 HR: 0		SF: 2 SAC: 0 DP: 1 HBP: 0		WP: 1 PB: 0 SB: 0 CS: 1		PA: 35																			
PITCHER	IP	WLS	BF	H	R	ER	SO	BB	IBB	HBP	BLK	WP	HR	S	P	ERA	WHIP	PITCHER												IP	WLS	BF	H	R	ER	SO	BB	IBB	HBP	BLK	WP	HR	S	P	ERA	WHIP												
Mike Bacsik, L	6.0	W	25	5	2	1	2	0	1	0	0	1	0	50	79	1.50	0.833																																									
Luis Ayala, R	1.0	H	3	0	0	0	0	0	0	0	0	0	0	9	12	0.00	0.000																																									
Jon Rauch, R	1.0	H	3	0	0	0	2	0	0	0	0	0	0	7	10	0.00	0.000																																									
32 Chad Cordero, R	1.0	S	3	1	0	0	1	0	0	0	0	0	0	8	13	0.00	1.000																																									

Batter	1				2				3				4				5				6				7				8				9				AB R H RBI BB SO LOB								BOTTOM	
<div>Nook Logan, S</div> <div>(1, 8)</div> <div>OBP: 0.262, SLG: 0.306</div>	<div>C B B B B</div> <div>4-2</div> <div><div><div>10</div><div>E</div><div>10</div><div>S</div></div><div>BB</div></div>								<div>9 T C</div> <div>0-3</div> <div><div><div>K</div></div></div>								<div>C T C</div> <div>0-2</div> <div><div><div>1-3</div><div>2-H</div></div><div>2B</div></div>								<div>B B C X</div> <div>2-1</div> <div><div><div>G6-3</div></div></div>												3 0 1 1 1 1 0								<div>Chicago Cubs @ Washington Nationals</div> <div>Robert F. Kennedy Memorial Stadium, Washington, DC</div> <div>Mon Jul 02 2007, 7:05 PM EDT</div> <div>Att. 24,015 - Clear - 78 F</div>	
<div>10 Ronnie Belliard, R</div> <div>(1, 4)</div> <div>OBP: 0.329, SLG: 0.381</div>	<div>B 1 B B B C B</div> <div>4-1</div> <div><div><div>25</div><div>FC6-4</div></div><div>BB</div></div>								<div>B B C C C X</div> <div>2-2</div> <div><div><div>G6-3</div></div></div>								<div>X</div> <div>0-0</div> <div><div><div>G5-3</div></div></div>								<div>C B T B B X</div> <div>3-2</div> <div><div><div>G3</div></div></div>								3 0 0 0 1 0 2													
<div>11 Ryan Zimmerman, R</div> <div>(1, 5)</div> <div>OBP: 0.296, SLG: 0.424</div>	<div>B C T D F F C T D F F</div> <div>2-3</div> <div><div><div>K</div></div></div>								<div>C O L L B B B X</div> <div>2-2</div> <div><div><div>G3</div></div></div>								<div>S B X</div> <div>1-1</div> <div><div><div>21</div><div>G4-6-3</div></div><div>1B</div></div>								<div>B X</div> <div>1-0</div> <div><div><div>25</div><div>1B</div></div><div>2B</div></div>								4 1 2 0 0 1 2													
<div>21 Dmitri Young, S</div> <div>(1, 3)</div> <div>OBP: 0.387, SLG: 0.494</div>	<div>D S S 1 SAFE</div> <div>1-3</div> <div><div><div>K</div></div></div>								<div>B X</div> <div>1-0</div> <div><div><div>G5-3</div></div></div>								<div>X</div> <div>0-0</div> <div><div><div>G4-6-3</div></div></div>								<div>F B B T X</div> <div>2-2</div> <div><div><div>P5</div></div></div>								4 0 0 0 0 1 4													
<div>25 Austin Kearns, R</div> <div>(1, 9)</div> <div>OBP: 0.325, SLG: 0.376</div>	<div>X</div> <div>0-0</div> <div><div><div>FC6-4</div></div></div>								<div>C C C C X F B B X</div> <div>1-2</div> <div><div><div>G6-3</div></div></div>								<div>B X</div> <div>1-0</div> <div><div><div>P3</div></div></div>								<div>B B X</div> <div>2-0</div> <div><div><div>BB</div><div>E</div></div><div>1B</div></div>								4 0 1 1 0 0 2													
<div>Ryan Church, L</div> <div>(1, 7)</div> <div>OBP: 0.341, SLG: 0.420</div>					<div>L B B B T T T T T T B B B X</div> <div>3-2</div> <div><div><div>F7</div></div></div>								<div>C B X</div> <div>1-1</div> <div><div><div>G4-3</div></div></div>								<div>F B T T B B O C O B X</div> <div>2-2</div> <div><div><div>F7</div></div></div>								<div>X</div> <div>0-0</div> <div><div><div>E3</div></div></div>								4 0 0 0 0 0 1									
<div>Felipe Lopez, S</div> <div>(1, 6)</div> <div>OBP: 0.283, SLG: 0.329</div>					<div>C C B C S O C B C</div> <div>1-3</div> <div><div><div>K</div></div></div>								<div>C C B B C C B B X</div> <div>3-2</div> <div><div><div>L4</div></div></div>								<div>F B T T B B X</div> <div>0-2</div> <div><div><div>G6-3</div></div></div>								<div>B B B B B B</div> <div>4-1</div> <div><div><div>G5-4-3</div></div><div>BB</div></div>								3 0 0 0 1 1 0									
<div>Brian Schneider, L</div> <div>(1, 2)</div> <div>OBP: 0.306, SLG: 0.333</div>					<div>C U L L B B T T T T B B X</div> <div>2-2</div> <div><div><div>P6</div></div></div>								<div>B B B T T B B X</div> <div>2-1</div> <div><div><div>2B</div></div><div>2B</div></div>								<div>B B B B B B X</div> <div>3-1</div> <div><div><div>G4-3</div></div></div>								<div>C B X</div> <div>1-1</div> <div><div><div>G5-4-3</div></div></div>								4 1 1 0 0 0 3									
<div>50 Jason Simontacchi, R</div> <div>(1, 1)</div> <div>3 Jesus Flores, R</div> <div>(3, PH)</div> <div>40 Billy Traber, L</div> <div>(4, 1)</div> <div>D'Angelo Jimenez, S</div> <div>(5, PH)</div> <div>49 Chris Schroder, R</div> <div>(6, 1)</div> <div>Robert Fick, L</div> <div>(8, PH)</div> <div>34 Ray King, L</div> <div>(9, 1)</div>									<div>S T B B B C C C B B X</div> <div>3-3</div> <div><div><div>K</div></div></div>								<div>S B B B B C C B B X</div> <div>4-2</div> <div><div><div>2B</div></div><div>BB</div></div>								<div>C O C B B B X</div> <div>2-3</div> <div><div><div>K</div></div></div>								0 0 0 0 0 0 0 1 0 0 0 0 0 1 0 0 0 0 0 0 0 0 0 0 0 0 0 0 1 0 0 0 0 0 0 0 0 0 0 0 0 0 0 0 0 0 0 1 0 0 0 0 0 1 0 0 0 0 0 0 0 0 0													
Inning Stats		R: 0 E: 0 K: 2 S: 11		H: 0 LOB: 2 BB: 2 P: 22		R: 0 E: 0 K: 1 S: 12		H: 0 LOB: 0 BB: 0 P: 18		R: 0 E: 0 K: 2 S: 9		H: 0 LOB: 0 BB: 0 P: 14		R: 0 E: 0 K: 0 S: 10		H: 0 LOB: 0 BB: 0 P: 14		R: 1 E: 0 K: 0 S: 15		H: 2 LOB: 2 BB: 1 P: 25		R: 0 E: 0 K: 0 S: 4		H: 1 LOB: 0 BB: 0 P: 6		R: 0 E: 0 K: 0 S: 11		H: 0 LOB: 0 BB: 0 P: 16		R: 0 E: 0 K: 1 S: 8		H: 0 LOB: 0 BB: 0 P: 15		R: 1 E: 1 K: 0 S: 9		H: 2 LOB: 2 BB: 1 P: 19		1B: 2 2B: 3 3B: 0 HR: 0		SF: 0 SAC: 0 DP: 2 HBP: 0		WP: 0 PB: 0 SB: 1 CS: 0		PA: 35		
PITCHER		IP		WLS		BF		H		R		ER		SO		BB		IBB		HBP		BLK		WP		HR		S		P		ERA		WHIP												
30 Ted Lilly, L		(1, 1)		7.0		W		26		3		1		1		5		3		0		0		0		0		8		15		0.00		0.000												
56 Billy Petrick, R		(8, 1)		1.0				3		0		0		0		1		0		0		0		0		0		8		15		0.00		0.000												
Bob Howry, R		(9, 1)		1.0				6		2		1		1		0		1		0		0		0		0		9		19		9.00		3.000												



Batter	1				2				3				4				5				6				7				8				9				AB R H RBI BB SO LOB				BOTTOM			
<div>Ryan Langerhans, L<div>(1, 8)</div><div>OBP: 0.297, SLG: 0.306</div></div> <div><div>C</div><div>X</div></div> <div><div>0-1</div><div><div>P6</div></div><div><div>1</div></div></div> <div><div><div>B</div><div>C</div><div>X</div></div></div> <div><div>1-1</div><div><div>10</div><div>G4-3</div><div>2B</div></div><div><div>2</div></div></div> <div><div><div>B</div><div>B</div><div>B</div><div>T</div><div>B</div><div>B</div></div></div> <div><div>4-2</div><div><div>1-2</div><div>2-3</div><div>BB</div></div><div><div>2</div></div></div> <div><div><div>B</div><div>B</div><div>B</div><div>B</div><div>B</div><div>B</div></div></div> <div><div>4-2</div><div><div>BB</div></div><div><div>3</div></div></div> <div><div><div>C</div><div>B</div><div>B</div><div>B</div><div>S</div><div>S</div><div>S</div><div>S</div></div></div> <div><div>2-3</div><div><div>K</div></div><div><div>1-2</div></div></div> <div><div><div>3</div></div></div> <div><div>3 0 1 0 2 1 1</div></div>	<div>10 Ronnie Belliard, R<div>(1, 4)</div><div>OBP: 0.323, SLG: 0.376</div></div> <div><div>F</div><div>X</div></div> <div><div>0-1</div><div><div>G1-3</div></div><div><div>2</div></div></div> <div><div><div>C</div><div>B</div><div>X</div></div></div> <div><div>1-1</div><div><div>G4-3</div></div><div><div>2</div></div></div> <div><div><div>C</div><div>B</div><div>X</div></div></div> <div><div>2-3</div><div><div>2-3</div></div><div><div>2</div></div></div> <div><div><div>C</div><div>B</div><div>B</div><div>B</div><div>X</div></div></div> <div><div>0-2</div><div><div>SF8</div></div><div><div>2</div></div></div> <div><div><div>C</div><div>B</div><div>B</div><div>B</div><div>X</div></div></div> <div><div>1-3</div><div><div>K</div></div><div><div>3</div></div></div> <div><div><div>B</div><div>B</div><div>B</div><div>B</div><div>S</div><div>S</div><div>S</div><div>S</div></div></div> <div><div>1-3</div><div><div>K</div></div><div><div>3</div></div></div> <div><div>3 0 0 1 0 1 2</div></div>	<div>11 Ryan Zimmerman, R<div>(1, 5)</div><div>OBP: 0.293, SLG: 0.419</div></div> <div><div>C</div><div>S</div><div>B</div><div>B</div><div>B</div><div>X</div></div> <div><div>3-2</div><div><div>G6-3</div></div><div><div>3</div></div></div> <div><div><div>B</div><div>X</div><div>C</div><div>T</div><div>O</div><div>C</div><div>X</div></div></div> <div><div>1-2</div><div><div>F9</div></div><div><div>3</div></div></div> <div><div><div>B</div><div>X</div><div>C</div><div>T</div><div>O</div><div>C</div><div>X</div></div></div> <div><div>2-2</div><div><div>P4</div></div><div><div>3</div></div></div> <div><div><div>B</div><div>X</div><div>C</div><div>T</div><div>O</div><div>C</div><div>X</div></div></div> <div><div>0-1</div><div><div>G5-3</div></div><div><div>1</div></div></div> <div><div><div>L</div><div>X</div></div></div> <div><div>2-3</div><div><div>K</div></div><div><div>2</div></div></div> <div><div><div>F</div><div>F</div><div>F</div><div>C</div><div>B</div><div>B</div><div>B</div></div></div> <div><div>2-1</div><div><div>1B</div></div><div><div>3</div></div></div> <div><div><div>B</div><div>B</div><div>B</div><div>X</div></div></div> <div><div>2-2</div><div><div>L8</div></div><div><div>3</div></div></div> <div><div><div>S</div><div>F</div><div>B</div><div>F</div><div>X</div></div></div> <div><div>0-2</div><div><div>G4-3</div></div><div><div>1</div></div></div> <div><div><div>C</div><div>C</div><div>X</div></div></div> <div><div>2-2</div><div><div>K</div></div><div><div>2</div></div></div> <div><div><div>C</div><div>B</div><div>B</div><div>B</div><div>X</div></div></div> <div><div>2-3</div><div><div>K</div></div><div><div>2</div></div></div> <div><div><div>C</div><div>B</div><div>B</div><div>B</div><div>X</div></div></div> <div><div>1 0 0 0 0 0 1 0</div></div>	<div>21 Dmitri Young, S<div>(1, 3)</div><div>OBP: 0.385, SLG: 0.489</div></div> <div><div>B</div><div>C</div><div>B</div><div>B</div><div>B</div></div> <div><div>4-1</div><div><div>1B</div><div>BB</div></div><div><div>1</div></div></div> <div><div><div>B</div><div>B</div><div>B</div><div>B</div><div>S</div><div>S</div><div>S</div><div>S</div></div></div> <div><div>3-3</div><div><div>K</div></div><div><div>1</div></div></div> <div><div><div>B</div><div>T</div><div>B</div><div>S</div></div></div> <div><div>1-1</div><div><div>G3-1</div></div><div><div>2</div></div></div> <div><div><div>B</div><div>T</div><div>B</div><div>S</div></div></div> <div><div>2-3</div><div><div>K</div></div><div><div>2</div></div></div> <div><div><div>B</div><div>B</div><div>B</div><div>X</div></div></div> <div><div>1-0</div><div><div>1B</div></div><div><div>3</div></div></div> <div><div><div>B</div><div>X</div></div></div> <div><div>2-2</div><div><div>F8</div></div><div><div>1</div></div></div> <div><div><div>B</div><div>C</div><div>B</div><div>X</div></div></div> <div><div>2-1</div><div><div>K</div></div><div><div>2</div></div></div> <div><div><div>C</div><div>B</div><div>T</div><div>B</div><div>S</div></div></div> <div><div>1-0</div><div><div>1B</div></div><div><div>3</div></div></div> <div><div><div>B</div><div>X</div></div></div> <div><div>3-3</div><div><div>K</div></div><div><div>3</div></div></div> <div><div><div>B</div><div>B</div><div>B</div><div>B</div><div>S</div><div>S</div><div>S</div><div>S</div></div></div> <div><div>1-1</div><div><div>G3-1</div></div><div><div>2</div></div></div> <div><div><div>B</div><div>T</div><div>B</div><div>S</div></div></div> <div><div>2-3</div><div><div>K</div></div><div><div>2</div></div></div> <div><div><div>B</div><div>B</div><div>B</div><div>X</div></div></div> <div><div>2-1</div><div><div>1B</div></div><div><div>3</div></div></div> <div><div><div>B</div><div>B</div><div>B</div><div>X</div></div></div> <div><div>0-2</div><div><div>G4-3</div></div><div><div>1</div></div></div> <div><div><div>C</div><div>C</div><div>X</div></div></div> <div><div>2-2</div><div><div>K</div></div><div><div>2</div></div></div> <div><div><div>C</div><div>B</div><div>B</div><div>B</div><div>X</div></div></div> <div><div>2-3</div><div><div>K</div></div><div><div>2</div></div></div> <div><div><div>C</div><div>B</div><div>B</div><div>B</div><div>X</div></div></div> <div><div>1 0 0 0 0 0 1 0</div></div>	<div>AB R H RBI BB SO LOB</div> <div>3 0 1 0 2 1 1</div> <div>3 0 0 1 0 1 2</div> <div>4 0 0 0 0 0 3</div> <div>3 0 0 0 1 2 0</div> <div>4 0 1 0 0 2 1</div> <div>0 0 0 0 0 0 0</div> <div>4 0 1 0 0 2 2</div> <div>3 1 1 0 1 1 1</div> <div>3 0 1 0 0 0 2</div> <div>1 0 0 0 0 0 1 0</div> <div>1 0 0 0 0 0 0 2</div> <div>0 0 0 0 0 0 0 0</div> <div>1 0 0 0 0 0 1 0</div> <div>0 0 0 0 0 0 0 0</div> <div>1 0 0 0 0 0 1 1</div>	<div>Chicago Cubs @ Washington Nationals</div> <div>Robert F. Kennedy Memorial Stadium, Washington, DC</div> <div>Tue Jul 03 2007, 7:05 PM EDT</div> <div>Att: 30,106 - Cloudy - 77 F</div> <div>livebaseballscorecards.com</div> <div><div>AB</div><div>31</div><div>R</div><div>1</div><div>H</div><div>5</div><div>RBI</div><div>1</div><div>BB</div><div>4</div><div>SO</div><div>12</div><div>LOB</div><div>15</div></div> <div><div>WASHINGTON</div><div>NATIONALS</div></div>																																							
<div>Inning Stats</div>	<div>R: 0</div> <div>E: 0</div> <div>K: 0</div> <div>S: 7</div> <div>H: 0</div> <div>LOB: 0</div> <div>BB: 0</div> <div>P: 10</div>	<div>R: 0</div> <div>E: 0</div> <div>K: 2</div> <div>S: 13</div> <div>H: 1</div> <div>LOB: 2</div> <div>BB: 1</div> <div>P: 23</div>	<div>R: 0</div> <div>E: 0</div> <div>K: 1</div> <div>S: 10</div> <div>H: 1</div> <div>LOB: 1</div> <div>BB: 0</div> <div>P: 15</div>	<div>R: 0</div> <div>E: 0</div> <div>K: 2</div> <div>S: 9</div> <div>H: 0</div> <div>LOB: 0</div> <div>BB: 0</div> <div>P: 13</div>	<div>R: 1</div> <div>E: 0</div> <div>K: 0</div> <div>S: 13</div> <div>H: 0</div> <div>LOB: 2</div> <div>BB: 2</div> <div>P: 25</div>	<div>R: 0</div> <div>E: 0</div> <div>K: 2</div> <div>S: 10</div> <div>H: 1</div> <div>LOB: 1</div> <div>BB: 0</div> <div>P: 18</div>	<div>R: 0</div> <div>E: 0</div> <div>K: 2</div> <div>S: 12</div> <div>H: 0</div> <div>LOB: 1</div> <div>BB: 1</div> <div>P: 21</div>	<div>R: 0</div> <div>E: 0</div> <div>K: 1</div> <div>S: 11</div> <div>H: 1</div> <div>LOB: 1</div> <div>BB: 0</div> <div>P: 17</div>	<div>R: 0</div> <div>E: 0</div> <div>K: 2</div> <div>S: 14</div> <div>H: 1</div> <div>LOB: 1</div> <div>BB: 0</div> <div>P: 20</div>	<div>1B: 4</div> <div>2B: 1</div> <div>3B: 0</div> <div>HR: 0</div> <div>SF: 1</div> <div>SAC: 0</div> <div>DP: 0</div> <div>HBP: 1</div>	<div>WP: 0</div> <div>PB: 0</div> <div>SB: 0</div> <div>CS: 0</div> <div>PA: 37</div>																																	
<div>PITCHER</div> <div>38 Carlos Zambrano, R<div>(1, 1)</div><div>ERA: 4.04</div></div> <div>49 Carlos Marmol, R<div>(7, 1)</div><div>ERA: 1.07</div></div> <div>13 Will Ohman, L<div>(9, 1)</div><div>ERA: 4.26</div></div> <div>Bob Howry, R<div>(9, 1)</div><div>ERA: 4.24</div></div>	<div>IP</div> <div>6.2</div> <div>WLS</div> <div>W</div> <div>BF</div> <div>28</div> <div>H</div> <div>3</div> <div>R</div> <div>1</div> <div>ER</div> <div>1</div> <div>SO</div> <div>8</div> <div>BB</div> <div>4</div> <div>IBB</div> <div>0</div> <div>HBP</div> <div>1</div> <div>BLK</div> <div>0</div> <div>WP</div> <div>0</div> <div>HR</div> <div>0</div> <div>S</div> <div>71</div> <div>P</div> <div>121</div> <div>ERA</div> <div>1.35</div> <div>WHIP</div> <div>1.050</div>	<div>IP</div> <div>1.1</div> <div>WLS</div> <div>H</div> <div>BF</div> <div>5</div> <div>H</div> <div>1</div> <div>R</div> <div>0</div> <div>ER</div> <div>0</div> <div>SO</div> <div>2</div> <div>BB</div> <div>0</div> <div>IBB</div> <div>0</div> <div>HBP</div> <div>0</div> <div>BLK</div> <div>0</div> <div>WP</div> <div>0</div> <div>HR</div> <div>0</div> <div>S</div> <div>14</div> <div>P</div> <div>21</div> <div>ERA</div> <div>0.00</div> <div>WHIP</div> <div>0.750</div>	<div>IP</div> <div>0.1</div> <div>WLS</div> <div>H</div> <div>BF</div> <div>2</div> <div>H</div> <div>1</div> <div>R</div> <div>0</div> <div>ER</div> <div>0</div> <div>SO</div> <div>0</div> <div>BB</div> <div>0</div> <div>IBB</div> <div>0</div> <div>HBP</div> <div>0</div> <div>BLK</div> <div>0</div> <div>WP</div> <div>0</div> <div>HR</div> <div>0</div> <div>S</div> <div>8</div> <div>P</div> <div>10</div> <div>ERA</div> <div>0.00</div> <div>WHIP</div> <div>3.000</div>	<div>IP</div> <div>0.2</div> <div>WLS</div> <div>S</div> <div>BF</div> <div>2</div> <div>0</div> <div>R</div> <div>0</div> <div>ER</div> <div>0</div> <div>SO</div> <div>2</div> <div>BB</div> <div>0</div> <div>IBB</div> <div>0</div> <div>HBP</div> <div>0</div> <div>BLK</div> <div>0</div> <div>WP</div> <div>0</div> <div>HR</div> <div>0</div> <div>S</div> <div>6</div> <div>P</div> <div>10</div> <div>ERA</div> <div>0.00</div> <div>WHIP</div> <div>0.000</div>	<div>PITCHER</div> <div>IP</div> <div>WLS</div> <div>BF</div> <div>H</div> <div>R</div> <div>ER</div> <div>SO</div> <div>BB</div> <div>IBB</div> <div>HBP</div> <div>BLK</div> <div>WP</div> <div>HR</div> <div>S</div> <div>P</div> <div>ERA</div> <div>WHIP</div>																																							

Batter	1	2	3	4	5	6	7	8	9	AB R H RBI BB SO LOB	TOP
12 Alfonso Soriano, R OBP: 0.353, SLG: 0.541 (1, 7)	3-2 G5-3 ①		3-2 F9 ②		3-3 K ③			1-2 G5-3 2B ②		4 0 1 0 0 1 1	Chicago Cubs @ Washington Nationals Robert F. Kennedy Memorial Stadium, Washington, DC Wed Jul 04 2007, 12:05 PM EDT Att: 39,207 - Partly Cloudy - 83 F livebaseballscorecards.com
2 Ryan Theriot, R OBP: 0.327, SLG: 0.351 (1, 6) (7, 4)	1-2 G5-3 ②		0-0 2B			2-2 F8 ①		0-0 G5-3 ②		4 0 1 0 0 0 1	
25 Derrek Lee, R OBP: 0.412, SLG: 0.488 (1, 3)	1-0 P3 ③		2-2 P3 ③			0-2 G5-3 ②		3-1 G4-3 ③		4 0 0 0 0 0 2	
16 Aramis Ramirez, R OBP: 0.357, SLG: 0.566 (1, 5)		0-0 E6 1B		1-1 F9 ①		1-2 1B		1-1 L7 ①		4 0 1 0 0 0 0	
Mark DeRosa, R OBP: 0.367, SLG: 0.453 (1, 9)		2-2 1B		3-2 G5-3 ②		0-1 L8 ③		4-0 BB		3 0 1 0 1 0 1	
29 Ángel Pagán, S OBP: 0.321, SLG: 0.433 (1, 8)		3-2 F8 ①		2-0 P4 ③			1-1 G6-3 ①		1-0 F9 ②	4 0 0 0 0 0 3	
17 Mike Fontenot, L OBP: 0.375, SLG: 0.604 (1, 4) 56 Billy Petrick, R (7, 1) 47 Scott Eyre, L (8, 1) Koyie Hill, S (9, PH) OBP: 0.246, SLG: 0.260		1-0 F4 ②			1-3 K ①		1-1 P6 ②		1-0 G5-3 ③	3 0 0 0 0 1 2 0 0 0 0 0 0 0 0 0 0 0 0 0 0 1 0 0 0 0 0 1	
Rob Bowen, S OBP: 0.328, SLG: 0.352 (1, 2)		2-2 G4-3 ③			0-0 F8 ②		0-3 K			3 0 0 0 0 1 2	
53 Rich Hill, L OBP: 0.125, SLG: 0.161 (1, 1) Cesar Izturis, S (7, 6) OBP: 0.299, SLG: 0.309			0-3 K2-3 ①		0-0 1B 12 WP			2-2 L6 ①		2 0 1 0 0 1 0 1 0 0 0 0 0 0	
Inning Stats	R: 0 E: 0 K: 0 S: 10 H: 0 LOB: 0 BB: 0 P: 15	R: 0 E: 1 K: 0 S: 11 H: 1 LOB: 2 BB: 0 P: 19	R: 0 E: 0 K: 1 S: 11 H: 1 LOB: 1 BB: 0 P: 16	R: 0 E: 0 K: 0 S: 7 H: 0 LOB: 0 BB: 0 P: 13	R: 0 E: 0 K: 2 S: 9 H: 1 LOB: 1 BB: 0 P: 13	R: 0 E: 0 K: 0 S: 12 H: 1 LOB: 1 BB: 0 P: 15	R: 0 E: 0 K: 1 S: 7 H: 0 LOB: 0 BB: 0 P: 9	R: 0 E: 0 K: 0 S: 10 H: 1 LOB: 1 BB: 0 P: 16	R: 0 E: 0 K: 0 S: 4 H: 0 LOB: 1 BB: 1 P: 11	1B: 3 2B: 2 3B: 0 HR: 0 SF: 0 SAC: 0 DP: 0 HBP: 0	WP: 1 PB: 0 SB: 0 CS: 0 PA: 34
47 Matt Chico, L ERA: 4.39 (1, 1) 52 Saul Rivera, R ERA: 3.78 (8, 1) 34 Ray King, L ERA: 5.57 (9, 1)	IP 7.0 WLS W BF 26 H 4 R 0 ER 0 SO 4 BB 0 IBB 0 HBP 0 BLK 0 WP 1 HR 0 S 67 P 100 ERA 0.00 WHIP 0.571						PITCHER				ERA WHIP

Batter	1												2				3				4				5				6				7				8				9				AB R H RBI BB SO LOB		TOP																																					
12 Alfonso Soriano, R OBP: 0.351, SLG: 0.536 (1, 7)	<div>1-0</div> <div>P3</div> <div>1</div>																<div>1-0</div> <div>L5</div> <div>3</div>								<div>0-1</div> <div>P4</div> <div>3</div>								<div>0-1</div> <div>17 1B 32 SF8</div> <div>1-3 1B</div>								<div>0-0</div> <div>F7</div> <div>2</div>				5 1 1 0 0 0 0		<div>Chicago Cubs @ Washington Nationals</div> <div>Robert F. Kennedy Memorial Stadium, Washington, DC</div> <div>livebaseballscorecards.com</div>																																					
17 Mike Fontenot, L OBP: 0.386, SLG: 0.604 (1, 4)	<div>0-2</div> <div>G3</div> <div>2</div>																				<div>0-2</div> <div>G3-1</div> <div>1</div>								<div>1-0</div> <div>32 2B</div> <div>1B</div>				<div>1-0</div> <div>1-3 1B</div> <div>3-H 1B</div>				<div>3-2</div> <div>1B</div>				5 1 3 1 0 0 0																																											
32 Daryle Ward, L OBP: 0.438, SLG: 0.423 Bob Howry, L (9, 1)	<div>1-1</div> <div>G4-3</div> <div>3</div>																				<div>1-0</div> <div>16 WP 16 1B</div> <div>1B</div>				<div>3-2</div> <div>FC5-4 1-H 2B</div> <div>2B</div>				<div>0-1</div> <div>SF8</div> <div>2</div>				<div>1-2</div> <div>G6-3</div> <div>3</div>				4 1 2 2 0 0 1 0 0 0 0 0 0 0																																															
16 Aramis Ramirez, R OBP: 0.355, SLG: 0.561 (1, 5)													<div>0-2</div> <div>P2</div> <div>1</div>								<div>1-2</div> <div>2B</div> <div>1-H 1B</div> <div>1B</div>				<div>1-2</div> <div>P4</div> <div>1</div>				<div>1-2</div> <div>L9</div> <div>3</div>								4 0 1 1 0 0 2																																															
15 Cliff Floyd, L OBP: 0.363, SLG: 0.398 Mark DeRosa, R (6, PH) (6, 9)													<div>2-1</div> <div>G4-3</div> <div>2</div>								<div>2-3</div> <div>K</div> <div>2</div>				<div>1-0</div> <div>E3</div> <div>FC5-4</div>								<div>2-2</div> <div>G6-3</div> <div>1</div>				2 0 0 0 0 1 1 2 0 0 0 0 0 1																																															
Jacque Jones, L OBP: 0.291, SLG: 0.332 49 Carlos Marmol, R (8, 1) 25 Derrek Lee, R OBP: 0.412, SLG: 0.488 (9, 3)													<div>1-1</div> <div>2B</div>								<div>1-2</div> <div>2B</div>				<div>1-2</div> <div>FC5-4</div> <div>FC6-4</div> <div>1-2f 2-3</div>				<div>0-1</div> <div>P5</div> <div>2</div>								4 0 2 0 0 0 2 0 0 0 0 0 0 0 0 0 0 0 0 0 0																																															
Koyie Hill, S OBP: 0.246, SLG: 0.259 (1, 2)													<div>3-2</div> <div>G6-3</div> <div>3</div>								<div>1-1</div> <div>F8</div> <div>3</div>				<div>0-0</div> <div>FC6-4</div> <div>1-2f</div>				<div>2-1</div> <div>1B</div>								4 0 1 0 0 0 5																																															
Cesar Izturis, S OBP: 0.293, SLG: 0.303 (1, 6)													<div>3-2</div> <div>G3</div> <div>1</div>								<div>2-0</div> <div>F9</div> <div>1</div>				<div>0-1</div> <div>G4-3</div> <div>1</div>				<div>1-2</div> <div>P5</div> <div>3</div>				4 0 0 0 0 0 1																																																			
45 Sean Marshall, L 13 Will Ohman, L 29 Ángel Pagán, S OBP: 0.327, SLG: 0.439 43 Michael Wurtz, R (7, 1) 20 Felix Pie, L OBP: 0.273, SLG: 0.348 (8, 8)													<div>2-2</div> <div>P6</div> <div>2</div>								<div>1-3</div> <div>K</div> <div>2</div>				<div>3-2</div> <div>12 1B 17 1B</div> <div>1B</div>				<div>1-2</div> <div>P6</div> <div>1</div>				2 0 0 0 0 1 0 0 0 0 0 0 0 0 1 1 1 0 0 0 0 0 0 0 0 0 0 0 1 0 0 0 0 0 0		<div>UBS</div>																																																	
Inning Stats	R: 0 E: 0 K: 0 S: 6				H: 0 LOB: 0 BB: 0 P: 8				R: 0 E: 0 K: 0 S: 11				H: 1 LOB: 1 BB: 0 P: 17				R: 0 E: 0 K: 0 S: 8				H: 0 LOB: 0 BB: 0 P: 14				R: 1 E: 0 K: 1 S: 19				H: 3 LOB: 2 BB: 0 P: 25				R: 0 E: 0 K: 1 S: 6				H: 0 LOB: 0 BB: 0 P: 9				R: 1 E: 1 K: 0 S: 15				H: 2 LOB: 2 BB: 0 P: 22				R: 2 E: 0 K: 0 S: 15				H: 3 LOB: 1 BB: 0 P: 20				R: 0 E: 0 K: 0 S: 11				H: 1 LOB: 1 BB: 0 P: 16				R: 0 E: 0 K: 0 S: 13				H: 1 LOB: 1 BB: 0 P: 18				1B: 8 2B: 3 3B: 0 HR: 0				SF: 1 SAC: 0 DP: 0 HBP: 0				WP: 1 PB: 0 SB: 0 CS: 0		PA: 39	
PITCHER	IP WLS BF H R ER SO BB IBB HBP BLK WP HR S P ERA WHIP												PITCHER IP WLS BF H R ER SO BB IBB HBP BLK WP HR S P ERA WHIP																																																																							
57 Jason Bergmann, R ERA: 3.47 (1, 1)	5.1 22 6 2 2 2 0 0 0 0 0 1 0 60 88 3.38 1.125												57 Jason Bergmann, R ERA: 3.47 (1, 1)																																																																							
40 Billy Traber, L ERA: 4.94 (6, 1)	0.2 3 0 0 0 0 0 0 0 0 0 0 5 7 0.00 0.000												40 Billy Traber, L ERA: 4.94 (6, 1)																																																																							
Luis Ayala, R ERA: 4.26 (7, 1)	1.0 L 6 3 2 2 0 0 0 0 0 0 0 15 20 18.00 3.000												Luis Ayala, R ERA: 4.26 (7, 1)																																																																							
Jon Rauch, R ERA: 3.94 (8, 1)	1.0 4 1 0 0 0 0 0 0 0 0 0 11 16 0.00 1.000												Jon Rauch, R ERA: 3.94 (8, 1)																																																																							
32 Chad Cordero, R ERA: 2.93 (9, 1)	1.0 4 1 0 0 0 0 0 0 0 0 0 13 18 0.00 1.000												32 Chad Cordero, R ERA: 2.93 (9, 1)																																																																							

Batter	1				2				3				4				5				6				7				8				9				AB R H RBI BB SO LOB								BOTTOM	
<div>Nook Logan, S</div> <div>OBP: 0.259, SLG: 0.292</div> <div>(1, 8)</div>	<div>B</div> <div>LF</div> <div>B</div> <div>X</div>	<div>2-2</div>	<div>G4-3</div>	<div>1</div>					<div>B</div> <div>C</div> <div>X</div>	<div>1-1</div>	<div>B5-3</div>	<div>2</div>					<div>B</div> <div>BB</div> <div>B</div>	<div>4-1</div>	<div>10</div> <div>S</div> <div>BB</div>		<div>B</div> <div>X</div>	<div>1-0</div>	<div>G3</div>	<div>3</div>				<div>C</div> <div>BB</div> <div>LS</div> <div>BB</div> <div>BB</div> <div>BB</div> <div>BB</div> <div>BB</div> <div>BB</div> <div>BB</div> <div>BB</div> <div>BB</div> <div>BB</div> <div>BB</div> <div>BB</div> <div>BB</div> <div>BB</div> <div>BB</div> <div>BB</div> <div>BB</div> <div>BB</div> <div>BB</div> <div>BB</div> <div>BB</div> <div>BB</div> <div>BB</div> <div>BB</div> <div>BB</div> <div>BB</div> <div>BB</div> <div>BB</div> <div>BB</div> <div>BB</div> <div>BB</div> <div>BB</div> <div>BB</div> <div>BB</div> <div>BB</div> <div>BB</div> <div>BB</div> <div>BB</div> <div>BB</div> <div>BB</div> <div>BB</div> <div>BB</div> <div>BB</div> <div>BB</div> <div>BB</div> <div>BB</div> <div>BB</div> <div>BB</div> <div>BB</div> <div>BB</div> <div>BB</div> <div>BB</div> <div>BB</div> <div>BB</div> <div>BB</div> <div>BB</div> <div>BB</div> <div>BB</div> <div>BB</div> <div>BB</div> <div>BB</div> <div>BB</div> <div>BB</div> <div>BB</div> <div>BB</div> <div>BB</div> <div>BB</div> <div>BB</div> <div>BB</div> <div>BB</div> <div>BB</div> <div>BB</div> <div>BB</div> <div>BB</div> <div>BB</div> <div>BB</div> <div>BB</div> <div>BB</div> <div>BB</div> <div>BB</div> <div>BB</div> <div>BB</div> <div>BB</div> <div>BB</div> <div>BB</div> <div>BB</div> <div>BB</div> <div>BB</div> <div>BB</div> <div>BB</div> <div>BB</div> <div>BB</div> <div>BB</div> <div>BB</div> <div>BB</div> <div>BB</div> <div>BB</div> <div>BB</div> <div>BB</div> <div>BB</div> <div>BB</div> <div>BB</div> <div>BB</div> <div>BB</div> <div>BB</div> <div>BB</div> <div>BB</div> <div>BB</div> <div>BB</div> <div>BB</div> <div>BB</div> <div>BB</div> <div>BB</div> <div>BB</div> <div>BB</div> <div>BB</div> <div>BB</div> <div>BB</div> <div>BB</div> <div>BB</div> <div>BB</div> <div>BB</div> <div>BB</div> <div>BB</div> <div>BB</div> <div>BB</div> <div>BB</div> <div>BB</div> <div>BB</div> <div>BB</div> <div>BB</div> <div>BB</div> <div>BB</div> <div>BB</div> <div>BB</div> <div>BB</div> <div>BB</div> <div>BB</div> <div>BB</div> <div>BB</div> <div>BB</div> <div>BB</div> <div>BB</div> <div>BB</div> <div>BB</div> <div>BB</div> <div>BB</div> <div>BB</div> <div>BB</div> <div>BB</div> <div>BB</div> <div>BB</div> <div>BB</div> <div>BB</div> <div>BB</div> <div>BB</div> <div>BB</div> <div>BB</div> <div>BB</div> <div>BB</div> <div>BB</div> <div>BB</div> <div>BB</div> <div>BB</div> <div>BB</div> <div>BB</div> <div>BB</div> <div>BB</div> <div>BB</div> <div>BB</div> <div>BB</div> <div>BB</div> <div>BB</div> <div>BB</div> <div>BB</div> <div>BB</div> <div>BB</div> <div>BB</div> <div>BB</div> <div>BB</div> <div>BB</div> <div>BB</div> <div>BB</div> <div>BB</div> <div>BB</div> <div>BB</div> <div>BB</div> <div>BB</div> <div>BB</div> <div>BB</div> <div>BB</div> <div>BB</div> <div>BB</div> <div>BB</div> <div>BB</div> <div>BB</div> <div>BB</div> <div>BB</div> <div>BB</div> <div>BB</div> <div>BB</div> <div>BB</div> <div>BB</div> <div>BB</div> <div>BB</div> <div>BB</div> <div>BB</div> <div>BB</div> <div>BB</div> <div>BB</div> <div>BB</div> <div>BB</div> <div>BB</div> <div>BB</div> <div>BB</div> <div>BB</div> <div>BB</div> <div>BB</div> <div>BB</div> <div>BB</div> <div>BB</div> <div>BB</div> <div>BB</div> <div>BB</div> <div>BB</div> <div>BB</div> <div>BB</div> <div>BB</div> <div>BB</div> <div>BB</div> <div>BB</div> <div>BB</div> <div>BB</div> <div>BB</div> <div>BB</div> <div>BB</div> <div>BB</div> <div>BB</div> <div>BB</div> <div>BB</div> <div>BB</div> <div>BB</div> <div>BB</div> <div>BB</div> <div>BB</div> <div>BB</div> <div>BB</div> <div>BB</div> <div>BB</div> <div>BB</div> <div>BB</div> <div>BB</div> <div>BB</div> <div>BB</div> <div>BB</div> <div>BB</div> <div>BB</div> <div>BB</div> <div>BB</div> <div>BB</div> <div>BB</div> <div>BB</div> <div>BB</div> <div>BB</div> <div>BB</div> <div>BB</div> <div>BB</div> <div>BB</div> <div>BB</div> <div>BB</div> <div>BB</div> <div>BB</div> <div>BB</div> <div>BB</div> <div>BB</div> <div>BB</div> <div>BB</div> <div>BB</div> <div>BB</div> <div>BB</div> <div>BB</div> <div>BB</div> <div>BB</div> <div>BB</div> <div>BB</div> <div>BB</div> <div>BB</div> <div>BB</div> <div>BB</div> <div>BB</div> <div>BB</div> <div>BB</div> <div>BB</div> <div>BB</div> <div>BB</div> <div>BB</div> <div>BB</div> <div>BB</div> <div>BB</div> <div>BB</div> <div>BB</div> <div>BB</div> <div>BB</div> <div>BB</div> <div>BB</div> <div>BB</div> <div>BB</div> <div>BB</div> <div>BB</div> <div>BB</div> <div>BB</div> <div>BB</div> <div>BB</div> <div>BB</div> <div>BB</div> <div>BB</div> <div>BB</div> <div>BB</div> <div>BB</div> <div>BB</div> <div>BB</div> <div>BB</div> <div>BB</div> <div>BB</div> <div>BB</div> <div>BB</div> <div>BB</div> <div>BB</div> <div>BB</div> <div>BB</div> <div>BB</div> <div>BB</div> <div>BB</div> <div>BB</div> <div>BB</div> <div>BB</div> <div>BB</div> <div>BB</div> <div>BB</div> <div>BB</div> <div>BB</div> <div>BB</div> <div>BB</div> <div>BB</div> <div>BB</div> <div>BB</div> <div>BB</div> <div>BB</div> <div>BB</div> <div>BB</div> <div>BB</div> <div>BB</div> <div>BB</div> <div>BB</div> <div>BB</div> <div>BB</div> <div>BB</div> <div>BB</div> <div>BB</div> <div>BB</div> <div>BB</div> <div>BB</div> <div>BB</div> <div>BB</div> <div>BB</div> <div>BB</div> <div>BB</div> <div>BB</div> <div>BB</div> <div>BB</div> <div>BB</div> <div>BB</div> <div>BB</div> <div>BB</div> <div>BB</div> <div>BB</div> <div>BB</div> <div>BB</div> <div>BB</div> <div>BB</div> <div>BB</div> <div>BB</div> <div>BB</div> <div>BB</div> <div>BB</div> <div>BB</div> <div>BB</div> <div>BB</div> <div>BB</div> <div>BB</div> <div>BB</div> <div>BB</div> <div>BB</div> <div>BB</div> <div>BB</div> <div>BB</div> <div>BB</div> <div>BB</div> <div>BB</div> <div>BB</div> <div>BB</div> <div>BB</div> <div>BB</div> <div>BB</div> <div>BB</div> <div>BB</div> <div>BB</div> <div>BB</div> <div>BB</div> <div>BB</div> <div>BB</div> <div>BB</div> <div>BB</div> <div>BB</div> <div>BB</div> <div>BB</div> <div>BB</div> <div>BB</div> <div>BB</div> <div>BB</div> <div>BB</div> <div>BB</div> <div>BB</div> <div>BB</div> <div>BB</div> <div>BB</div> <div>BB</div> <div>BB</div> <div>BB</div> <div>BB</div> <div>BB</div> <div>BB</div> <div>BB</div> <div>BB</div> <div>BB</div> <div>BB</div> <div>BB</div> <div>BB</div> <div>BB</div> <div>BB</div> <div>BB</div> <div>BB</div> <div>BB</div> <div>BB</div> <div>BB</div> <div>BB</div> <div>BB</div> <div>BB</div> <div>BB</div> <div>BB</div> <div>BB</div> <div>BB</div> <div>BB</div> <div>BB</div> <div>BB</div> <div>BB</div> <div>BB</div> <div>BB</div> <div>BB</div> <div>BB</div> <div>BB</div> <div>BB</div> <div>BB</div> <div>BB</div> <div>BB</div> <div>BB</div> <div>BB</div> <div>BB</div> <div>BB</div> <div>BB</div> <div>BB</div> <div>BB</div> <div>BB</div> <div>BB</div> <div>BB</div> <div>BB</div> <div>BB</div> <div>BB</div> <div>BB</div> <div>BB</div> <div>BB</div> <div>BB</div> <div>BB</div> <div>BB</div> <div>BB</div> <div>BB</div> <div>BB</div> <div>BB</div> <div>BB</div> <div>BB</div> <div>BB</div> <div>BB</div> <div>BB</div> <div>BB</div> <div>BB</div> <div>BB</div> <div>BB</div> <div>BB</div> <div>BB</div> <div>BB</div> <div>BB</div> <div>BB</div> <div>BB</div> <div>BB</div> <div>BB</div> <div>BB</div> <div>BB</div> <div>BB</div> <div>BB</div> <div>BB</div> <div>BB</div> <div>BB</div> <div>BB</div> <div>BB</div> <div>BB</div> <div>BB</div> <div>BB</div> <div>BB</div> <div>BB</div> <div>BB</div> <div>BB</div> <div>BB</div> <div>BB</div> <div>BB</div> <div>BB</div> <div>BB</div> <div>BB</div> <div>BB</div> <div>BB</div> <div>BB</div> <div>BB</div> <div>BB</div> <div>BB</div> <div>BB</div> <div>BB</div> <div>BB</div> <div>BB</div> <div>BB</div> <div>BB</div> <div>BB</div> <div>BB</div> <div>BB</div> <div>BB</div> <div>BB</div> <div>BB</div> <div>BB</div> <div>BB</div> <div>BB</div> <div>BB</div> <div>BB</div> <div>BB</div> <div>BB</div> <div>BB</div> <div>BB</div> <div>BB</div> <div>BB</div> <div>BB</div> <div>BB</div> <div>BB</div> <div>BB</div> <div>BB</div> <div>BB</div> <div>BB</div> <div>BB</div> <div>BB</div> <div>BB</div> <div>BB</div> <div>BB</div> <div>BB</div> <div>BB</div> <div>BB</div> <div>BB</div> <div>BB</div> <div>BB</div> <div>BB</div> <div>BB</div> <div>BB</div> <div>BB</div> <div>BB</div> <div>BB</div> <div>BB</div> <div>BB</div> <div>BB</div> <div>BB</div> <div>BB</div> <div>BB</div> <div>BB</div> <div>BB</div> <div>BB</div> <div>BB</div> <div>BB</div> <div>BB</div> <div>BB</div> <div>BB</div> <div>BB</div> <div>BB</div> <div>BB</div> <div>BB</div> <div>BB</div> <div>BB</div> <div>BB</div> <div>BB</div> <div>BB</div> <div>BB</div> <div>BB</div> <div>BB</div> <div>BB</div> <div>BB</div> <div>BB</div> <div>BB</div> <div>BB</div> <div>BB</div> <div>BB</div> <div>BB</div> <div>BB</div> <div>BB</div> <div>BB</div> <div>BB</div> <div>BB</div> <div>BB</div> <div>BB</div> <div>BB</div> <div>BB</div> <div>BB</div> <div>BB</div> <div>BB</div> <div>BB</div> <div>BB</div> <div>BB</div> <div>BB</div> <div>BB</div> <div>BB</div> <div>BB</div> <div>BB</div> <div>BB</div> <div>BB</div> <div>BB</div> <div>BB</div> <div>BB</div> <div>BB</div> <div>BB</div> <div>BB</div> <div>BB</div> <div>BB</div> <div>BB</div> <div>BB</div> <div>BB</div> <div>BB</div> <div>BB</div> <div>BB</div> <div>BB</div> <div>BB</div> <div>BB</div> <div>BB</div> <div>BB</div> <div>BB</div> <div>BB</div> <div>BB</div> <div>BB</div> <div>BB</div> <div>BB</div> <div>BB</div> <div>BB</div> <div>BB</div> <div>BB</div> <div>BB</div> <div>BB</div> <div>BB</div> <div>BB</div> <div>BB</div> <div>BB</div> <div>BB</div> <div>BB</div> <div>BB</div> <div>BB</div> <div>BB</div> <div>BB</div> <div>BB</div> <div>BB</div> <div>BB</div> <div>BB</div> <div>BB</div> <div>BB</div> <div>BB</div> <div>BB</div> <div>BB</div> <div>BB</div> <div>BB</div> <div>BB</div> <div>BB</div> <div>BB</div> <div>BB</div> <div>BB</div> <div>BB</div> <div>BB</div> <div>BB</div> <div>BB</div> <div>BB</div> <div>BB</div> <div>BB</div> <div>BB</div> <div>BB</div> <div>BB</div> <div>BB</div> <div>BB</div> <div>BB</div> <div>BB</div> <div>BB</div> <div>BB</div> <div>BB</div> <div>BB</div> <div>BB</div> <div>BB</div> <div>BB</div> <div>BB</div> <div>BB</div> <div>BB</div> <div>BB</div> <div>BB</div> <div>BB</div> <div>BB</div> <div>BB</div> <div>BB</div> <div>BB</div> <div>BB</div> <div>BB</div> <div>BB</div> <div>BB</div> <div>BB</div> <div>BB</div> <div>BB</div> <div>BB</div> <div>BB</div> <div>BB</div> <div>BB</div> <div>BB</div> <div>BB</div> <div>BB</div> <div>BB</div> <div>BB</div> <div>BB</div> <div>BB</div> <div>BB</div> <div>BB</div> <div>BB</div> <div>BB</div> <div>BB</div> <div>BB</div> <div>BB</div> <div>BB</div> <div>BB</div> <div>BB</div> <div>BB</div> <div>BB</div> <div>BB</div> <div>BB</div> <div>BB</div> <div>BB</div> <div>BB</div> <div>BB</div> <div>BB</div> <div>BB</div> <div>BB</div> <div>BB</div> <div>BB</div> <div>BB</div> <div>BB</div> <div>BB</div> <div>BB</div> <div>BB</div> <div>BB</div> <div>BB</div> <div>BB</div> <div>BB</div> <div>BB</div> <div>BB</div> <div>BB</div> <div>BB</div> <div>BB</div> <div>BB</div> <div>BB</div> <div>BB</div> <div>BB</div> <div>BB</div> <div>BB</div> <div>BB</div> <div>BB</div> <div>BB</div> <div>BB</div> <div>BB</div> <div>BB</div> <div>BB</div> <div>BB</div> <div>BB</div> <div>BB</div> <div>BB</div> <div>BB</div> <div>BB</div> <div>BB</div> <div>BB</div> <div>BB</div> <div>BB</div> <div>BB</div> <div>BB</div> <div>BB</div> <div>BB</div> <div>BB</div> <div>BB</div> <div>BB</div> <div>BB</div> <div>BB</div> <div>BB</div> <div>BB</div> <div>BB</div> <div>BB</div> <div>BB</div> <div>BB</div> <div>BB</div> <div>BB</div> <div>BB</div> <div>BB</div> <div>BB</div> <div>BB</div> <div>BB</div> <div>BB</div> <div>BB</div> <div>BB</div> <div>BB</div> <div>BB</div> <div>BB</div> <div>BB</div> <div>BB</div> <div>BB</div> <div>BB</div> <div>BB</div> <div>BB</div> <div>BB</div> <div>BB</div> <div>BB</div> <div>BB</div> <div>BB</div> <div>BB</div> <div>BB</div> <div>BB</div> <div>BB</div> <div>BB</div> <div>BB</div> <div>BB</div> <div>BB</div> <div>BB</div> <div>BB</div> <div>BB</div> <div>BB</div> <div>BB</div> <div>BB</div> <div>BB</div> <div>BB</div> <div>BB</div> <div>BB</div> <div>BB</div> <div>BB</div> <div>BB</div> <div>BB</div> <div>BB</div> <div>BB</div> <div>BB</div> <div>BB</div> <div>BB</div> <div>BB</div> <div>BB</div> <div>BB</div> <div>BB</div> <div>BB</div> <div>BB</div> <div>BB</div> <div>BB</div> <div>BB</div> <div>BB</div> <div>BB</div> <div>BB</div> <div>BB</div> <div>BB</div> <div>BB</div> <div>BB</div> <div>BB</div> <div>BB</div> <div>BB</div> <div>BB</div> <div>BB</div> <div>BB</div> <div>BB</div> <div>BB</div> <div>BB</div> <div>BB</div> <div>BB</div> <div>BB</div> <div>BB</div> <div>BB</div> <div>BB</div> <div>BB</div> <div>BB</div> <div>BB</div> <div>BB</div> <div>BB</div> <div>BB</div> <div>BB</div> <div>BB</div> <div>BB</div> <div>BB</div> <div>BB</div> <div>BB</div> <div>BB</div> <																		

Batter	1		2		3		4		5		6		7		8		9		AB	R	H	RBI	BB	SO	LOB	TOP						
1 Corey Hart, R OBP: 0.377, SLG: 0.525 (1, 8)	C X	0-1 G5-3	1 C F B B X	2-2 7 1B 3B			X	0-0 F9	3			B X	1-0 F8	3			B B C C F F X	2-2 F8	1	5	1	1	0	0	0	1	Milwaukee Brewers @ Washington Nationals Robert F. Kennedy Memorial Stadium, Washington, DC Fri Jul 06 2007, 7:05 PM EDT Att. 18,961 - Partly Cloudy - 87 F					
7 J.J. Hardy, R OBP: 0.344, SLG: 0.506 (1, 6)	C X	0-1 F7	2 B B X	2-0 1B			B C X	1-1 F9	1			B C B X	2-1 L7	2			C B F T	1-2 K	2	5	0	1	1	0	1	0						
8 Ryan Braun, R OBP: 0.382, SLG: 0.645 (1, 5)	B B C X	2-1 HR	F B X	3-H 1B			F B X	1-1 HR	2			C B B X	1-2 P4	2			F B B T X	2-2 F9	3	5	2	2	2	0	0	1						
28 Prince Fielder, L OBP: 0.376, SLG: 0.604 (1, 3)	C S F B B X	2-2 2B HR 1B	B X	1-0 F8			1	B B B H 3-1 HBP	2			C B B X	2-1 1B 1B	2					3	1	2	0	0	0	0							
Johnny Estrada, S OBP: 0.313, SLG: 0.444 (1, 2)	X	0-0 HR 2B	C F B X	1-2 F9			2	X	0-0 F8			2	F X	0-1 FC6-4 1B					4	1	2	0	0	0	1							
Kevin Mench, R OBP: 0.291, SLG: 0.449 (1, 9)	B B C B D C X	3-2 HR	C B B X	2-1 1B			3	C B B X	1-2 G6-3			3	B T F X	1-2 FC6-4 1-2f					4	1	2	3	0	0	3							
Geoff Jenkins, L OBP: 0.333, SLG: 0.500 (1, 7)	C S S	0-3 K	B S B X	3-1 F8			3					X	0-0 P5	1					B X	1-0 G4-3	1	4	0	0	0	0			1	1	AB 38 R 6 H 11 RBI 6 BB 0 SO 4 LOB 7	
23 Rickie Weeks Jr., R OBP: 0.328, SLG: 0.395 (1, 4)			B C X	1-1 G6-3	1	B T F T F T F T F T X	3-2 G4-3			1	C B B C B S	3-3 K	2	B B C X	2-1 G6-3	2			4	0	0	0	0	1	0							
31 Dave Bush, R OBP: 0.167, SLG: 0.207 9 Tony Graffanino, R OBP: 0.312, SLG: 0.382 50 Chris Spurling, R Brian Shouse, L Francisco Cordero, R			F B X	1-1 P3	2	C S F X	0-2 P4			2	S F X	0-2 1B	3	C B B T F T	2-2 K	3			3	0	1	0	0	0	0							
Inning Stats			R: 4 E: 0 K: 1 S: 17	H: 4 LOB: 0 BB: 0 P: 24	R: 1 E: 0 K: 0 S: 11	H: 2 LOB: 1 BB: 0 P: 18	R: 0 E: 0 K: 0 S: 8			H: 1 LOB: 1 BB: 0 P: 15	R: 0 E: 0 K: 0 S: 14	H: 0 LOB: 0 BB: 0 P: 17	R: 1 E: 0 K: 0 S: 10	H: 1 LOB: 1 BB: 0 P: 16	R: 0 E: 0 K: 1 S: 8	H: 1 LOB: 1 BB: 0 P: 12			R: 0 E: 0 K: 0 S: 12	H: 2 LOB: 2 BB: 0 P: 18	R: 0 E: 0 K: 1 S: 6	H: 0 LOB: 0 BB: 0 P: 11	R: 0 E: 0 K: 1 S: 10	H: 0 LOB: 0 BB: 0 P: 15	1B: 6 2B: 1 3B: 1 HR: 3	SF: 0 SAC: 0 DP: 0 HBP: 1	WP: 0 PB: 0 SB: 0 CS: 0	PA: 39				
			PITCHER		IP	WLS	BF			H	R	ER	SO	BB	IBB	HBP			BLK	WP	HR	S	P	ERA	WHIP							
			Mike Bacsik, L ERA: 5.2		(1, 1)	5.0	L			24	8	6	6	1	0	0			1	0	0	3	60	90	10.80	1.600						
		49 Chris Schroder, R ERA: 1.74		(6, 1)	2.0		9			3	0	0	1	0	0	0			0	0	0	20	30	0.00	1.500							
40 Billy Traber, L ERA: 4.74		(8, 1)	1.0		3	0	0	0	1	0	0	0	0	0	0	6	11	0.00	0.000													
52 Saul Rivera, R ERA: 3.7		(9, 1)	1.0		3	0	0	0	1	0	0	0	0	0	0	10	15	0.00	0.000													

Batter		1	2	3	4	5	6	7	8	9	AB R H RBI BB SO LOB	BOTTOM
<div>Ryan Langerhans, L</div> <div>(1, 8)</div> <div>OBP: 0.291, SLG: 0.293</div>	<div>B</div> <div>CC</div> <div>CC</div> <div>CC</div> <div>CC</div> <div>CC</div> <div>CC</div> <div>CC</div> <div>CC</div> <div>CC</div> <div>CC</div> <div>CC</div> <div>CC</div> <div>CC</div> <div>CC</div> <div>CC</div> <div>CC</div> <div>CC</div> <div>CC</div> <div>CC</div> <div>CC</div> <div>CC</div> <div>CC</div> <div>CC</div> <div>CC</div> <div>CC</div> <div>CC</div> <div>CC</div> <div>CC</div> <div>CC</div> <div>CC</div> <div>CC</div> <div>CC</div> <div>CC</div> <div>CC</div> <div>CC</div> <div>CC</div> <div>CC</div> <div>CC</div> <div>CC</div> <div>CC</div> <div>CC</div> <div>CC</div> <div>CC</div> <div>CC</div> <div>CC</div> <div>CC</div> <div>CC</div> <div>CC</div> <div>CC</div> <div>CC</div> <div>CC</div> <div>CC</div> <div>CC</div> <div>CC</div> <div>CC</div> <div>CC</div> <div>CC</div> <div>CC</div> <div>CC</div> <div>CC</div> <div>CC</div> <div>CC</div> <div>CC</div> <div>CC</div> <div>CC</div> <div>CC</div> <div>CC</div> <div>CC</div> <div>CC</div> <div>CC</div> <div>CC</div> <div>CC</div> <div>CC</div> <div>CC</div> <div>CC</div> <div>CC</div> <div>CC</div> <div>CC</div> <div>CC</div> <div>CC</div> <div>CC</div> <div>CC</div> <div>CC</div> <div>CC</div> <div>CC</div> <div>CC</div> <div>CC</div> <div>CC</div> <div>CC</div> <div>CC</div> <div>CC</div> <div>CC</div> <div>CC</div> <div>CC</div> <div>CC</div> <div>CC</div> <div>CC</div> <div>CC</div> <div>CC</div> <div>CC</div> <div>CC</div> <div>CC</div> <div>CC</div> <div>CC</div> <div>CC</div> <div>CC</div> <div>CC</div> <div>CC</div> <div>CC</div> <div>CC</div> <div>CC</div> <div>CC</div> <div>CC</div> <div>CC</div> <div>CC</div> <div>CC</div> <div>CC</div> <div>CC</div> <div>CC</div> <div>CC</div> <div>CC</div> <div>CC</div> <div>CC</div> <div>CC</div> <div>CC</div> <div>CC</div> <div>CC</div> <div>CC</div> <div>CC</div> <div>CC</div> <div>CC</div> <div>CC</div> <div>CC</div> <div>CC</div> <div>CC</div> <div>CC</div> <div>CC</div> <div>CC</div> <div>CC</div> <div>CC</div> <div>CC</div> <div>CC</div> <div>CC</div> <div>CC</div> <div>CC</div> <div>CC</div> <div>CC</div> <div>CC</div> <div>CC</div> <div>CC</div> <div>CC</div> <div>CC</div> <div>CC</div> <div>CC</div> <div>CC</div> <div>CC</div> <div>CC</div> <div>CC</div> <div>CC</div> <div>CC</div> <div>CC</div> <div>CC</div> <div>CC</div> <div>CC</div> <div>CC</div> <div>CC</div> <div>CC</div> <div>CC</div> <div>CC</div> <div>CC</div> <div>CC</div> <div>CC</div> <div>CC</div> <div>CC</div> <div>CC</div> <div>CC</div> <div>CC</div> <div>CC</div> <div>CC</div> <div>CC</div> <div>CC</div> <div>CC</div> <div>CC</div> <div>CC</div> <div>CC</div> <div>CC</div> <div>CC</div> <div>CC</div> <div>CC</div> <div>CC</div> <div>CC</div> <div>CC</div> <div>CC</div> <div>CC</div> <div>CC</div> <div>CC</div> <div>CC</div> <div>CC</div> <div>CC</div> <div>CC</div> <div>CC</div> <div>CC</div> <div>CC</div> <div>CC</div> <div>CC</div> <div>CC</div> <div>CC</div> <div>CC</div> <div>CC</div> <div>CC</div> <div>CC</div> <div>CC</div> <div>CC</div> <div>CC</div> <div>CC</div> <div>CC</div> <div>CC</div> <div>CC</div> <div>CC</div> <div>CC</div> <div>CC</div> <div>CC</div> <div>CC</div> <div>CC</div> <div>CC</div> <div>CC</div> <div>CC</div> <div>CC</div> <div>CC</div> <div>CC</div> <div>CC</div> <div>CC</div> <div>CC</div> <div>CC</div> <div>CC</div> <div>CC</div> <div>CC</div> <div>CC</div> <div>CC</div> <div>CC</div> <div>CC</div> <div>CC</div> <div>CC</div> <div>CC</div> <div>CC</div> <div>CC</div> <div>CC</div> <div>CC</div> <div>CC</div> <div>CC</div> <div>CC</div> <div>CC</div> <div>CC</div> <div>CC</div> <div>CC</div> <div>CC</div> <div>CC</div> <div>CC</div> <div>CC</div> <div>CC</div> <div>CC</div> <div>CC</div> <div>CC</div> <div>CC</div> <div>CC</div> <div>CC</div> <div>CC</div> <div>CC</div> <div>CC</div> <div>CC</div> <div>CC</div> <div>CC</div> <div>CC</div> <div>CC</div> <div>CC</div> <div>CC</div> <div>CC</div> <div>CC</div> <div>CC</div> <div>CC</div> <div>CC</div> <div>CC</div> <div>CC</div> <div>CC</div> <div>CC</div> <div>CC</div> <div>CC</div> <div>CC</div> <div>CC</div> <div>CC</div> <div>CC</div> <div>CC</div> <div>CC</div> <div>CC</div> <div>CC</div> <div>CC</div> <div>CC</div> <div>CC</div> <div>CC</div> <div>CC</div> <div>CC</div> <div>CC</div> <div>CC</div> <div>CC</div> <div>CC</div> <div>CC</div> <div>CC</div> <div>CC</div> <div>CC</div> <div>CC</div> <div>CC</div> <div>CC</div> <div>CC</div> <div>CC</div> <div>CC</div> <div>CC</div> <div>CC</div> <div>CC</div> <div>CC</div> <div>CC</div> <div>CC</div> <div>CC</div> <div>CC</div> <div>CC</div> <div>CC</div> <div>CC</div> <div>CC</div> <div>CC</div> <div>CC</div> <div>CC</div> <div>CC</div> <div>CC</div> <div>CC</div> <div>CC</div> <div>CC</div> <div>CC</div> <div>CC</div> <div>CC</div> <div>CC</div> <div>CC</div> <div>CC</div> <div>CC</div> <div>CC</div> <div>CC</div> <div>CC</div> <div>CC</div> <div>CC</div> <div>CC</div> <div>CC</div> <div>CC</div> <div>CC</div> <div>CC</div> <div>CC</div> <div>CC</div> <div>CC</div> <div>CC</div> <div>CC</div> <div>CC</div> <div>CC</div> <div>CC</div> <div>CC</div> <div>CC</div> <div>CC</div> <div>CC</div> <div>CC</div> <div>CC</div> <div>CC</div> <div>CC</div> <div>CC</div> <div>CC</div> <div>CC</div> <div>CC</div> <div>CC</div> <div>CC</div> <div>CC</div> <div>CC</div> <div>CC</div> <div>CC</div> <div>CC</div> <div>CC</div> <div>CC</div> <div>CC</div> <div>CC</div> <div>CC</div> <div>CC</div> <div>CC</div> <div>CC</div> <div>CC</div> <div>CC</div> <div>CC</div> <div>CC</div> <div>CC</div> <div>CC</div> <div>CC</div> <div>CC</div> <div>CC</div> <div>CC</div> <div>CC</div> <div>CC</div> <div>CC</div> <div>CC</div> <div>CC</div> <div>CC</div> <div>CC</div> <div>CC</div> <div>CC</div> <div>CC</div> <div>CC</div> <div>CC</div> <div>CC</div> <div>CC</div> <div>CC</div> <div>CC</div> <div>CC</div> <div>CC</div> <div>CC</div> <div>CC</div> <div>CC</div> <div>CC</div> <div>CC</div> <div>CC</div> <div>CC</div> <div>CC</div> <div>CC</div> <div>CC</div> <div>CC</div> <div>CC</div> <div>CC</div> <div>CC</div> <div>CC</div> <div>CC</div> <div>CC</div> <div>CC</div> <div>CC</div> <div>CC</div> <div>CC</div> <div>CC</div> <div>CC</div> <div>CC</div> <div>CC</div> <div>CC</div> <div>CC</div> <div>CC</div> <div>CC</div> <div>CC</div> <div>CC</div> <div>CC</div> <div>CC</div> <div>CC</div> <div>CC</div> <div>CC</div> <div>CC</div> <div>CC</div> <div>CC</div> <div>CC</div> <div>CC</div> <div>CC</div> <div>CC</div> <div>CC</div> <div>CC</div> <div>CC</div> <div>CC</div> <div>CC</div> <div>CC</div> <div>CC</div> <div>CC</div> <div>CC</div> <div>CC</div> <div>CC</div> <div>CC</div> <div>CC</div> <div>CC</div> <div>CC</div> <div>CC</div> <div>CC</div> <div>CC</div> <div>CC</div> <div>CC</div> <div>CC</div> <div>CC</div> <div>CC</div> <div>CC</div> <div>CC</div> <div>CC</div> <div>CC</div> <div>CC</div> <div>CC</div> <div>CC</div> <div>CC</div> <div>CC</div> <div>CC</div> <div>CC</div> <div>CC</div> <div>CC</div> <div>CC</div> <div>CC</div> <div>CC</div> <div>CC</div> <div>CC</div> <div>CC</div> <div>CC</div> <div>CC</div> <div>CC</div> <div>CC</div> <div>CC</div> <div>CC</div> <div>CC</div> <div>CC</div> <div>CC</div> <div>CC</div> <div>CC</div> <div>CC</div> <div>CC</div> <div>CC</div> <div>CC</div> <div>CC</div> <div>CC</div> <div>CC</div> <div>CC</div> <div>CC</div> <div>CC</div> <div>CC</div> <div>CC</div> <div>CC</div> <div>CC</div> <div>CC</div> <div>CC</div> <div>CC</div> <div>CC</div> <div>CC</div> <div>CC</div> <div>CC</div> <div>CC</div> <div>CC</div> <div>CC</div> <div>CC</div> <div>CC</div> <div>CC</div> <div>CC</div> <div>CC</div> <div>CC</div> <div>CC</div> <div>CC</div> <div>CC</div> <div>CC</div> <div>CC</div> <div>CC</div> <div>CC</div> <div>CC</div> <div>CC</div> <div>CC</div> <div>CC</div> <div>CC</div> <div>CC</div> <div>CC</div> <div>CC</div> <div>CC</div> <div>CC</div> <div>CC</div> <div>CC</div> <div>CC</div> <div>CC</div> <div>CC</div> <div>CC</div> <div>CC</div> <div>CC</div> <div>CC</div> <div>CC</div> <div>CC</div> <div>CC</div> <div>CC</div> <div>CC</div> <div>CC</div> <div>CC</div> <div>CC</div> <div>CC</div> <div>CC</div> <div>CC</div> <div>CC</div> <div>CC</div> <div>CC</div> <div>CC</div> <div>CC</div> <div>CC</div> <div>CC</div> <div>CC</div> <div>CC</div> <div>CC</div> <div>CC</div> <div>CC</div> <div>CC</div> <div>CC</div> <div>CC</div> <div>CC</div> <div>CC</div> <div>CC</div> <div>CC</div> <div>CC</div> <div>CC</div> <div>CC</div> <div>CC</div> <div>CC</div> <div>CC</div> <div>CC</div> <div>CC</div> <div>CC</div> <div>CC</div> <div>CC</div> <div>CC</div> <div>CC</div> <div>CC</div> <div>CC</div> <div>CC</div> <div>CC</div> <div>CC</div> <div>CC</div> <div>CC</div> <div>CC</div> <div>CC</div> <div>CC</div> <div>CC</div> <div>CC</div> <div>CC</div> <div>CC</div> <div>CC</div> <div>CC</div> <div>CC</div> <div>CC</div> <div>CC</div> <div>CC</div> <div>CC</div> <div>CC</div> <div>CC</div> <div>CC</div> <div>CC</div> <div>CC</div> <div>CC</div> <div>CC</div> <div>CC</div> <div>CC</div> <div>CC</div> <div>CC</div> <div>CC</div> <div>CC</div> <div>CC</div> <div>CC</div> <div>CC</div> <div>CC</div> <div>CC</div> <div>CC</div> <div>CC</div> <div>CC</div> <div>CC</div> <div>CC</div> <div>CC</div> <div>CC</div> <div>CC</div> <div>CC</div> <div>CC</div> <div>CC</div> <div>CC</div> <div>CC</div> <div>CC</div> <div>CC</div> <div>CC</div> <div>CC</div> <div>CC</div> <div>CC</div> <div>CC</div> <div>CC</div> <div>CC</div> <div>CC</div> <div>CC</div> <div>CC</div> <div>CC</div> <div>CC</div> <div>CC</div> <div>CC</div> <div>CC</div> <div>CC</div> <div>CC</div> <div>CC</div> <div>CC</div> <div>CC</div> <div>CC</div> <div>CC</div> <div>CC</div> <div>CC</div> <div>CC</div> <div>CC</div> <div>CC</div> <div>CC</div> <div>CC</div> <div>CC</div> <div>CC</div> <div>CC</div> <div>CC</div> <div>CC</div> <div>CC</div> <div>CC</div> <div>CC</div> <div>CC</div> <div>CC</div> <div>CC</div> <div>CC</div> <div>CC</div> <div>CC</div> <div>CC</div> <div>CC</div> <div>CC</div> <div>CC</div> <div>CC</div> <div>CC</div> <div>CC</div> <div>CC</div> <div>CC</div> <div>CC</div> <div>CC</div> <div>CC</div> <div>CC</div> <div>CC</div> <div>CC</div> <div>CC</div> <div>CC</div> <div>CC</div> <div>CC</div> <div>CC</div> <div>CC</div> <div>CC</div> <div>CC</div> <div>CC</div> <div>CC</div> <div>CC</div> <div>CC</div> <div>CC</div> <div>CC</div> <div>CC</div> <div>CC</div> <div>CC</div> <div>CC</div> <div>CC</div> <div>CC</div> <div>CC</div> <div>CC</div> <div>CC</div> <div>CC</div> <div>CC</div> <div>CC</div> <div>CC</div> <div>CC</div> <div>CC</div> <div>CC</div> <div>CC</div> <div>CC</div> <div>CC</div> <div>CC</div> <div>CC</div> <div>CC</div> <div>CC</div> <div>CC</div> <div>CC</div> <div>CC</div> <div>CC</div> <div>CC</div> <div>CC</div> <div>CC</div> <div>CC</div> <div>CC</div> <div>CC</div> <div>CC</div> <div>CC</div> <div>CC</div> <div>CC</div> <div>CC</div> <div>CC</div> <div>CC</div> <div>CC</div> <div>CC</div> <div>CC</div> <div>CC</div> <div>CC</div> <div>CC</div> <div>CC</div> <div>CC</div> <div>CC</div> <div>CC</div> <div>CC</div> <div>CC</div> <div>CC</div> <div>CC</div> <div>CC</div> <div>CC</div> <div>CC</div> <div>CC</div> <div>CC</div> <div>CC</div> <div>CC</div> <div>CC</div> <div>CC</div> <div>CC</div> <div>CC</div> <div>CC</div> <div>CC</div> <div>CC</div> <div>CC</div> <div>CC</div> <div>CC</div> <div>CC</div> <div>CC</div> <div>CC</div> <div>CC</div> <div>CC</div> <div>CC</div> <div>CC</div> <div>CC</div> <div>CC</div> <div>CC</div> <div>CC</div> <div>CC</div> <div>CC</div> <div>CC</div> <div>CC</div> <div>CC</div> <div>CC</div> <div>CC</div> <div>CC</div> <div>CC</div> <div>CC</div> <div>CC</div> <div>CC</div> <div>CC</div> <div>CC</div> <div>CC</div> <div>CC</div> <div>CC</div> <div>CC</div> <div>CC</div> <div>CC</div> <div>CC</div> <div>CC</div> <div>CC</div> <div>CC</div> <div>CC</div> <div>CC</div> <div>CC</div> <div>CC</div> <div>CC</div> <div>CC</div> <div>CC</div> <div>CC</div> <div>CC</div> <div>CC</div> <div>CC</div> <div>CC</div> <div>CC</div> <div>CC</div> <div>CC</div> <div>CC</div> <div>CC</div> <div>CC</div> <div>CC</div> <div>CC</div> <div>CC</div> <div>CC</div> <div>CC</div> <div>CC</div> <div>CC</div> <div>CC</div> <div>CC</div> <div>CC</div> <div>CC</div> <div>CC</div> <div>CC</div> <div>CC</div> <div>CC</div> <div>CC</div> <div>CC</div> <div>CC</div> <div>CC</div> <div>CC</div> <div>CC</div> <div>CC</div> <div>CC</div> <div>CC</div> <div>CC</div> <div>CC</div> <div>CC</div> <div>CC</div> <div>CC</div> <div>CC</div> <div>CC</div> <div>CC</div> <div>CC</div> <div>CC</div> <div>CC</div> <div>CC</div> <div>CC</div> <div>CC</div> <div>CC</div> <div>CC</div> <div>CC</div> <div>CC</div> <div>CC</div> <div>CC</div> <div>CC</div> <div>CC</div> <div>CC</div> <div>CC</div> <div>CC</div> <div>CC</div> <div>CC</div> <div>CC</div> <div>CC</div> <div>CC</div> <div>CC</div> <div>CC</div> <div>CC</div> <div>CC</div> <div>CC</div> <div>CC</div> <div>CC</div> <div>CC</div> <div>CC</div> <div>CC</div> <div>CC</div> <div>CC</div> <div>CC</div> <div>CC</div> <div>CC</div> <div>CC</div> <div>CC</div> <div>CC</div> <div>CC</div> <div>CC</div> <div>CC</div> <div>CC</div> <div>CC</div> <div>CC</div> <div>CC</div> <div>CC</div> <div>CC</div> <div>CC</div> <div>CC</div> <div>CC</div> <div>CC</div> <div>CC</div> <div>CC</div> <div>CC</div> <div>CC</div> <div>CC</div> <div>CC</div> <div>CC</div> <div>CC</div> <div>CC</div> <div>CC</div> <div>CC</div> <div>CC</div> <div>CC</div> <div>CC</div> <div>CC</div> <div>CC</div> <div>CC</div> <div>CC</div> <div>CC</div> <div>CC</div> <div>CC</div> <div>CC</div> <div>CC</div> <div>CC</div> <div>CC</div> <div>CC</div> <div>CC</div> <div>CC</div> <div>CC</div> <div>CC</div> <div>CC</div> <div>CC</div> <div>CC</div> <div>CC</div> <div>CC</div> <div>CC</div> <div>CC</div> <div>CC</div> <div>CC</div> <div>CC</div> <div>CC</div> <div>CC</div> <div>CC</div> <div>CC</div> <div>CC</div> <div>CC</div> <div>CC</div> <div>CC</div> <div>CC</div> <div>CC</div> <div>CC</div> <div>CC</div> <div>CC</div> <div>CC</div> <div>CC</div> <div>CC</div> <div>CC</div> <div>CC</div> <div>CC</div> <div>CC</div> <div>CC</div> <div>CC</div> <div>CC</div> <div>CC</div> <div>CC</div> <div>CC</div> <div>CC</div> <div>CC</div> <div>CC</div> <div>CC</div> <div>CC</div>											

Batter	1				2				3				4				5				6				7				8				9				AB R H RBI BB SO LOB												BOTTOM																																																																																																																																																																																																																																																																																																																																																																																																																																																																																																																																																																																																																																																																																																																																																																																																																																																																																																																																																																																																																																																																																																																																																																																																										
<div>Ryan Langerhans, L</div> <div>(1, 8)</div> <div>OBP: 0.283, SLG: 0.284</div> <div>(8, 7)</div>	<div>1-3</div> <div>1</div> <div>K</div>								<div>2-3</div> <div>1</div> <div>K</div>								<div>0-0</div> <div>1</div> <div>G4-3</div>				<div>3-2</div> <div>1</div> <div>P4</div>				<div>0-2</div> <div>3</div> <div>P5</div>												5 0 0 0 0 2 3				<div>Milwaukee Brewers @ Washington Nationals</div> <div>Robert F. Kennedy Memorial Stadium, Washington, DC</div> <div>Sat Jul 07 2007, 7:05 PM EDT</div> <div>Att. 24,774 - Partly Cloudy - 88 F</div>																																																																																																																																																																																																																																																																																																																																																																																																																																																																																																																																																																																																																																																																																																																																																																																																																																																																																																																																																																																																																																																																																																																																																																																																																		
<div>10 Ronnie Belliard, R</div> <div>(1, 4)</div> <div>OBP: 0.332, SLG: 0.404</div>	<div>4-0</div> <div>11</div> <div>G5-3</div> <div>BB</div>								<div>3-1</div> <div>2</div> <div>F8</div>								<div>0-2</div> <div>11</div> <div>E</div> <div>21</div> <div>1B</div> <div>1B</div>				<div>0-1</div> <div>2</div> <div>G5-3</div>								<div>2-2</div> <div>1</div> <div>P3</div>				4 1 1 0 1 0 0																																																																																																																																																																																																																																																																																																																																																																																																																																																																																																																																																																																																																																																																																																																																																																																																																																																																																																																																																																																																																																																																																																																																																																																																																										
<div>11 Ryan Zimmerman, R</div> <div>(1, 5)</div> <div>OBP: 0.300, SLG: 0.425</div>	<div>2-1</div> <div>2</div> <div>G5-3</div>								<div>2-2</div> <div>3</div> <div>G6-3</div>								<div>1-0</div> <div>21</div> <div>1B</div> <div>1B</div> <div>1B</div>				<div>2-3</div> <div>3</div> <div>K</div>								<div>3-2</div> <div>2</div> <div>F9</div>				5 1 1 0 0 1 1																																																																																																																																																																																																																																																																																																																																																																																																																																																																																																																																																																																																																																																																																																																																																																																																																																																																																																																																																																																																																																																																																																																																																																																																																										
<div>21 Dmitri Young, S</div> <div>(1, 3)</div> <div>OBP: 0.390, SLG: 0.512</div> <div>Robert Fick, L</div> <div>(8, 3)</div> <div>OBP: 0.283, SLG: 0.238</div>	<div>2-2</div> <div>3</div> <div>G4-3</div>												<div>1-1</div> <div>1</div> <div>F8</div>				<div>2-1</div> <div>1</div> <div>3</div> <div>H</div> <div>25</div> <div>2B</div> <div>1B</div>								<div>1-2</div> <div>1</div> <div>P5</div>				<div>1-1</div> <div>3</div> <div>G3-1</div>				4 1 1 1 0 0 1																																																																																																																																																																																																																																																																																																																																																																																																																																																																																																																																																																																																																																																																																																																																																																																																																																																																																																																																																																																																																																																																																																																																																																																																																										
<div>Ryan Church, L</div> <div>(1, 7)</div> <div>OBP: 0.349, SLG: 0.421</div> <div>Nook Logan, S</div> <div>(7, PR)</div> <div>OBP: 0.265, SLG: 0.299</div> <div>(8, 8)</div>					<div>1-1</div> <div>F</div> <div>H</div> <div>G4-3</div> <div>HBP</div>								<div>1-1</div> <div>B</div> <div>F</div> <div>X</div> <div>G3</div> <div>25</div> <div>BB</div> <div>1B</div>				<div>1-0</div> <div>1</div> <div>3</div> <div>H</div> <div>25</div> <div>2B</div> <div>1B</div>								<div>1-1</div> <div>C</div> <div>B</div> <div>X</div> <div>25</div> <div>S</div> <div>2B</div> <div>1B</div>								3 1 3 1 0 0 0																																																																																																																																																																																																																																																																																																																																																																																																																																																																																																																																																																																																																																																																																																																																																																																																																																																																																																																																																																																																																																																																																																																																																																																																																										
<div>25 Austin Kearns, R</div> <div>(1, 9)</div> <div>OBP: 0.321, SLG: 0.369</div>					<div>2-1</div> <div>1</div> <div>SAFE</div> <div>L4</div>								<div>4-1</div> <div>D</div> <div>1</div> <div>SAFE</div> <div>B</div> <div>B</div> <div>B</div> <div>G3</div> <div>BB</div>				<div>1-1</div> <div>S</div> <div>B</div> <div>X</div> <div>G4-3</div> <div>2B</div>								<div>4-0</div> <div>1</div> <div>SAFE</div> <div>SAFE</div> <div>2B</div> <div>FC6-2</div> <div>BB</div>								2 0 1 2 2 0 1																																																																																																																																																																																																																																																																																																																																																																																																																																																																																																																																																																																																																																																																																																																																																																																																																																																																																																																																																																																																																																																																																																																																																																																																																										
<div>Felipe Lopez, S</div> <div>(1, 6)</div> <div>OBP: 0.290, SLG: 0.335</div>					<div>2-2</div> <div>2</div> <div>G4-3</div>								<div>0-1</div> <div>2</div> <div>G3</div>				<div>3-1</div> <div>2</div> <div>G4-3</div>								<div>3-2</div> <div>HBP</div> <div>1-3</div> <div>2-H</div> <div>2B</div>				4 0 1 1 0 0 4																																																																																																																																																																																																																																																																																																																																																																																																																																																																																																																																																																																																																																																																																																																																																																																																																																																																																																																																																																																																																																																																																																																																																																																																																														
<div>Brian Schneider, L</div> <div>(1, 2)</div> <div>OBP: 0.310, SLG: 0.323</div>					<div>4-2</div> <div>F</div> <div>D</div> <div>B</div> <div>S</div> <div>D</div> <div>BB</div> <div>BB</div>								<div>4-0</div> <div>I</div> <div>IBB</div>				<div>4-0</div> <div>I</div> <div>IBB</div>								<div>0-1</div> <div>2</div> <div>FC6-2</div> <div>HBP</div>				1 0 0 0 3 0 3																																																																																																																																																																																																																																																																																																																																																																																																																																																																																																																																																																																																																																																																																																																																																																																																																																																																																																																																																																																																																																																																																																																																																																																																																														
<div>50 Jason Simontacchi, R</div> <div>(1, 1)</div> <div>52 Saul Rivera, S</div> <div>(7, 1)</div> <div>Tony Batista, R</div> <div>(7, PH)</div> <div>OBP: 0.289, SLG: 0.211</div> <div>Jon Rauch, R</div> <div>(8, 1)</div> <div>32 Chad Cordero, R</div> <div>(9, 1)</div>					<div>0-1</div> <div>3</div> <div>G1-3</div>								<div>0-1</div> <div>3</div> <div>F9</div>				<div>0-3</div> <div>3</div> <div>K</div>								<div>1-1</div> <div>C</div> <div>H</div> <div>1-2</div> <div>2-3</div> <div>HBP</div>				3 0 0 0 0 0 1 7																																																																																																																																																																																																																																																																																																																																																																																																																																																																																																																																																																																																																																																																																																																																																																																																																																																																																																																																																																																																																																																																																																																																																																																																																														
Inning Stats				R: 0 E: 0 K: 1 S: 10				H: 0 LOB: 1 BB: 1 P: 19				R: 0 E: 0 K: 0 S: 12				H: 0 LOB: 2 BB: 1 P: 21				R: 0 E: 0 K: 1 S: 8				H: 0 LOB: 0 BB: 0 P: 15				R: 0 E: 0 K: 0 S: 9				H: 1 LOB: 3 BB: 2 P: 19				R: 4 E: 1 K: 1 S: 16				H: 5 LOB: 2 BB: 1 P: 28				R: 0 E: 0 K: 1 S: 10				H: 0 LOB: 0 BB: 0 P: 15				R: 1 E: 0 K: 0 S: 17				H: 2 LOB: 3 BB: 1 P: 27				R: 0 E: 0 K: 0 S: 9				H: 0 LOB: 0 BB: 0 P: 15				1B: 6 2B: 2 3B: 0 HR: 0				SF: 0 SAC: 0 DP: 0 HBP: 2				WP: 0 PB: 0 SB: 1 CS: 0				PA: 40																																																																																																																																																																																																																																																																																																																																																																																																																																																																																																																																																																																																																																																																																																																																																																																																																																																																																																																																																																																																																																																																																																																																																																											
PITCHER				IP WLS BF H R ER SO BB IBB HBP BLK WP HR S P ERA WHIP				37 Jeff Suppan, R				(1, 1) 5.0 L 27 6 4 4 3 3 2 1 0 0 0 55 102 7.20 1.800				12 Carlos Villanueva, R				(6, 1) 1.1 7 2 1 1 1 1 0 0 0 0 0 20 34 6.75 2.250				Brian Shouse, L				(7, 1) 0.2 3 0 0 0 0 0 0 0 1 0 0 7 8 0.00 0.000				Derrick Turnbow, R				(8, 1) 1.0 3 0 0 0 0 0 0 0 0 0 0 9 15 0.00 0.000																																																																																																																																																																																																																																																																																																																																																																																																																																																																																																																																																																																																																																																																																																																																																																																																																																																																																																																																																																																																																																																																																																																																																																																																																							

Batter	1				2				3				4				5				6				7				8				9				AB R H RBI BB SO LOB								TOP																																																																																																																																																																																																																																																																																																																																																																																																																																																																																																																																																																																																																																																																																																																																																																																																																																																																																																																																																																																																																																																																																																																																																																																																																																																																																																																																	
<div>Nook Logan, S</div> <div>(1, 8)</div> <div>OBP: 0.293, SLG: 0.325</div>	<div>B</div> <div>B</div> <div>C</div> <div>X</div>	<div>2-1</div> <div>G5-3</div> <div>①</div>							<div>C</div> <div>X</div>	<div>0-1</div> <div>10</div> <div>1B</div> <div>3B</div>			<div>B</div> <div>B</div> <div>B</div> <div>B</div>	<div>4-0</div> <div>21</div> <div>2B</div> <div>11</div> <div>1B</div> <div>BB</div>	<div>B</div> <div>X</div>	<div>1-0</div> <div>11</div> <div>BB</div> <div>21</div> <div>BB</div> <div>10</div> <div>1B</div> <div>1B</div>						<div>B</div> <div>B</div> <div>B</div> <div>B</div>	<div>4-1</div> <div>25</div> <div>1B</div> <div>11</div> <div>BB</div> <div>BB</div>	<div>B</div> <div>C</div> <div>B</div> <div>B</div> <div>X</div>	<div>3-1</div> <div>F8</div> <div>③</div>																																																																																																																																																																																																																																																																																																																																																																																																																																																																																																																																																																																																																																																																																																																																																																																																																																																																																																																																																																																																																																																																																																																																																																																																																																																																																																																																																					</

Batter	1				2				3				4				5				6				7				8				9				AB R H RBI BB SO LOB								TOP					
<div>Ryan Langerhans, L</div> <div>(1, 8)</div> <div>OBP: 0.279, SLG: 0.292</div>	<div>0-0</div> <div>G3</div> <div>1</div>								<div>0-0</div> <div>G3</div> <div>3</div>												<div>0-1</div> <div>G4-3</div> <div>2</div>								<div>1-0</div> <div>G4-3</div> <div>2</div>								4 0 0 0 0 0 1								<div>Washington Nationals @ Florida Marlins</div> <div>Dolphin Stadium, Miami, FL</div> <div>Sat Jul 14 2007, 7:05 PM EDT</div> <div>Att. 21,012 - Clear - 89 F</div>					
<div>10 Ronnie Belliard, R</div> <div>(1, 4)</div> <div>OBP: 0.337, SLG: 0.419</div>	<div>1-3</div> <div>K</div> <div>2</div>												<div>0-3</div> <div>K</div> <div>1</div>								<div>0-0</div> <div>G6-3</div> <div>3</div>								<div>2-2</div> <div>2B</div> <div>2-H</div> <div>2B</div> <div>3</div>								4 0 1 1 0 2 0													
<div>11 Ryan Zimmerman, R</div> <div>(1, 5)</div> <div>OBP: 0.310, SLG: 0.434</div>	<div>2-1</div> <div>1B</div>												<div>2-2</div> <div>G5-3</div> <div>2</div>												<div>0-0</div> <div>21 2B</div> <div>25 SF9</div> <div>1B</div>				<div>1-3</div> <div>K</div> <div>3</div>								4 1 2 0 0 1 1													
<div>21 Dmitri Young, S</div> <div>(1, 3)</div> <div>OBP: 0.388, SLG: 0.512</div>	<div>0-0</div> <div>G6-3</div> <div>3</div>												<div>1-0</div> <div>G3</div> <div>3</div>												<div>0-0</div> <div>25 SF9</div> <div>2B</div>				<div>1-3</div> <div>2B</div>								4 0 1 0 0 0 1													
<div>25 Austin Kearns, R</div> <div>(1, 9)</div> <div>OBP: 0.325, SLG: 0.369</div>					<div>1-2</div> <div>G1-3</div> <div>1</div>												<div>0-0</div> <div>FC4</div> <div>1B</div>								<div>1-1</div> <div>SF9</div> <div>1</div>								<div>0-3</div> <div>K</div> <div>2</div>								3 0 1 1 0 1 0									
<div>Ryan Church, L</div> <div>(1, 7)</div> <div>OBP: 0.342, SLG: 0.416</div>					<div>0-1</div> <div>G3</div> <div>2</div>												<div>2-1</div> <div>L8</div> <div>1</div>								<div>2-1</div> <div>G3</div> <div>2</div>								<div>0-2</div> <div>G1-3</div> <div>3</div>								4 0 0 0 0 0 2									
<div>Felipe Lopez, S</div> <div>(1, 6)</div> <div>OBP: 0.296, SLG: 0.346</div>					<div>2-1</div> <div>G4-3</div> <div>3</div>												<div>0-0</div> <div>FC4</div> <div>1-2f</div>								<div>2-2</div> <div>G6-3</div> <div>3</div>												3 0 0 0 0 0 2													
<div>Brian Schneider, L</div> <div>(1, 2)</div> <div>OBP: 0.309, SLG: 0.319</div>									<div>1-3</div> <div>K</div> <div>1</div>								<div>0-0</div> <div>G3</div> <div>3</div>												<div>0-1</div> <div>G1-3</div> <div>1</div>								3 0 0 0 0 1 1													
<div>47 Matt Chico, L</div> <div>(1, 1)</div> <div>OBP: 0.179, SLG: 0.179</div> <div>49 Chris Schroder, R</div> <div>(7, 1)</div> <div>Robert Fick, L</div> <div>(8, PH)</div> <div>OBP: 0.293, SLG: 0.250</div> <div>40 Billy Traber, L</div> <div>(8, 1)</div>									<div>0-1</div> <div>G5-3</div> <div>2</div>												<div>2-2</div> <div>F8</div> <div>1</div>								<div>2-2</div> <div>G4-3</div> <div>10 2B</div> <div>1B</div>								2 0 0 0 0 0 0 0 0 0 0 0 0 0 1 1 1 0 0 0 0 0 0 0 0 0 0 0													
Inning Stats		R: 0 E: 0 K: 1 S: 7		H: 1 LOB: 1 BB: 0 P: 10		R: 0 E: 0 K: 0 S: 7		H: 0 LOB: 0 BB: 0 P: 10		R: 0 E: 0 K: 1 S: 6		H: 0 LOB: 0 BB: 0 P: 7		R: 0 E: 0 K: 1 S: 7		H: 0 LOB: 0 BB: 0 P: 10		R: 0 E: 0 K: 0 S: 5		H: 1 LOB: 1 BB: 0 P: 7		R: 0 E: 0 K: 0 S: 6		H: 0 LOB: 0 BB: 0 P: 8		R: 1 E: 0 K: 0 S: 12		H: 2 LOB: 1 BB: 0 P: 17		R: 1 E: 0 K: 1 S: 17		H: 2 LOB: 1 BB: 0 P: 23		R: 0 E: 0 K: 1 S: 9		H: 0 LOB: 0 BB: 0 P: 11		1B: 4 2B: 2 3B: 0 HR: 0		SF: 1 SAC: 0 DP: 0 HBP: 0		WP: 0 PB: 0 SB: 0 CS: 0		PA: 33						
PITCHER		IP		WLS		BF		H		R		ER		SO		BB		IBB		HBP		BLK		WP		HR		S		P		ERA		WHIP																
<div>52 Sergio Mitre, R</div> <div>(1, 1)</div> <div>ERA: 2.81</div>		7.2		W		29		6		2		2		3		0		0		0		0		0		0		61		85		2.35		0.783																
<div>Armando Benitez, R</div> <div>(8, 1)</div> <div>ERA: 4.64</div>		0.1		H		1		0		0		0		1		0		0		0		0		0		0		6		7		0.00		0.000																
<div>Kevin Gregg, R</div> <div>(9, 1)</div> <div>ERA: 3.08</div>		1.0		S		3		0		0		0		1		0		0		0		0		0		0		9		11		0.00		0.000																

Washington Nationals @ Florida Marlins

Dolphin Stadium, Miami, FL

Sat Jul 14 2007, 7:05 PM EDT

Att: 21,012 - Clear - 89 F

AB 32

R 2

H 6

RBI 2

BB 0

SO 5

LOB 8




Batter		1	2	3	4	5	6	7	8	9	AB R H RBI BB SO LOB	BOTTOM											
<div>2 Hanley Ramirez, R</div> <div>OBP: 0.387, SLG: 0.538</div> <div>(1, 6)</div> <div>C B X</div>	1-1 L8	4-0 IBB			<div>B X</div> 1-0 2B		<div>F F T F F X</div> 1-2 F9		<div>C S B B S</div> 2-3 K		4 0 1 1 1 1 0	<div>Washington Nationals @ Florida Marlins</div> <div>Dolphin Stadium, Miami, FL</div> <div>Sun Jul 15 2007, 1:05 PM EDT</div> <div>Att. 12,119 - Partly Cloudy - 91 F</div>											
<div>6 Dan Uggla, R</div> <div>OBP: 0.319, SLG: 0.481</div> <div>(1, 4)</div> <div>C X</div>	0-1 F8	2-3 K			<div>B C B B C T B B C</div> 3-3 2B		X0-0 2B	<div>C B C F</div> 1-3 K		5 0 1 0 0 3 4													
<div>Miguel Cabrera, R</div> <div>OBP: 0.398, SLG: 0.598</div> <div>(1, 5)</div> <div>B B O C B</div>	4-1 FC6 BB		X0-0 HR		<div>F F B B C F X</div> 3-2 HR		I1-1 IBB		2 2 2 2 2 0 0														
<div>Mike Jacobs, L</div> <div>OBP: 0.331, SLG: 0.449</div> <div>(1, 3)</div> <div>B F C X</div>	1-2 FC6		<div>B B X</div> 2-0 2B		<div>F X B B B X</div> 2-1 27 BB 1B		<div>B B C X</div> 2-2 G3-1		4 1 2 0 0 0 3														
<div>14 Josh Willingham, R</div> <div>OBP: 0.367, SLG: 0.475</div> <div>(1, 7)</div>		X0-0 HR	X0-0 L7		<div>B X B B C F X</div> 3-2 P6		<div>B B C B</div> 4-2 27 SH1-3 BB		3 1 1 1 1 0 2														
<div>27 Jeremy Hermida, L</div> <div>OBP: 0.332, SLG: 0.443</div> <div>(1, 9)</div> <div>B S B B F T F B</div>	4-2 SH1-4 4 1B BB	<div>2 SAFE B X</div> 1-0 P6		<div>B B B B</div> 4-0 4 CS 1B BB		X0-0 SH1-3		1 0 0 0 2 0 1															
<div>Miguel Olivo, R</div> <div>OBP: 0.264, SLG: 0.391</div> <div>(1, 2)</div> <div>1 SAFE B 1 SAFE C B B F 1 SAFE S</div>	3-3 K			<div>F X</div> 0-1 F9		<div>B X B B C F X</div> 3-2 4 CS 1B		<div>S X</div> 0-1 G5-3		4 0 1 1 0 1 2	<div>AB 30</div> <div>R 5</div> <div>H 10</div> <div>RBI 5</div> <div>BB 6</div> <div>SO 6</div> <div>LOB 16</div>												
<div>4 Alfredo Amezaga, S</div> <div>OBP: 0.330, SLG: 0.377</div> <div>(1, 8)</div>	X0-0 SH1-4 1B			X0-0 2 2B 3B		<div>X T H C Q</div> 0-2 G5-3		<div>B C B X</div> 2-1 F8		4 1 2 0 0 0 3													
<div>Scott Olsen, L</div> <div>OBP: 0.273, SLG: 0.313</div> <div>37 Renyel Pinto, L</div> <div>OBP: 0.167, SLG: 0.118</div> <div>1 Eric Reed, L</div> <div>OBP: 0.107, SLG: 0.118</div> <div>22 Matt Lindstrom, R</div> <div>Armando Benitez, R</div> <div>Todd Linden, S</div> <div>OBP: 0.291, SLG: 0.277</div> <div>Kevin Gregg, R</div> <div>(1, 1)</div> <div>(6, 1)</div> <div>(6, PH)</div> <div>(7, 1)</div> <div>(8, 1)</div> <div>(8, PH)</div> <div>(9, 1)</div>	X0-0 SH1-4			<div>C B C B S D</div> 2-3 K		<div>F F F B X</div> 2-2 P3		<div>X</div> 0-0 G6-3		1 0 0 0 0 1 1 0 0 0 0 0 0 0 1 0 1 0 0 0 0 0 0 0 0 0 0 0 0 0	<div></div>												
Inning Stats	R: 0 E: 0 K: 0 S: 8	H: 0 LOB: 1 BB: 1 P: 14	R: 1 E: 0 K: 2 S: 13	H: 2 LOB: 3 BB: 2 P: 26	R: 1 E: 0 K: 0 S: 4	H: 2 LOB: 0 BB: 0 P: 7	R: 1 E: 0 K: 2 S: 11	H: 2 LOB: 1 BB: 0 P: 17	R: 2 E: 0 K: 0 S: 17	H: 3 LOB: 1 BB: 1 P: 32	R: 0 E: 0 K: 0 S: 13	H: 1 LOB: 2 BB: 1 P: 22	R: 0 E: 0 K: 0 S: 7	H: 0 LOB: 1 BB: 1 P: 13	R: 0 E: 0 K: 2 S: 7	H: 0 LOB: 0 BB: 0 P: 10	1B: 3 2B: 3 3B: 1 HR: 3	SF: 0 SAC: 2 DP: 0 HBP: 0	WP: 0 PB: 0 SB: 0 CS: 3	PA: 38			
PITCHER	IP WLS BF H R ER SO BB IBB HBP BLK WP HR S P ERA WHIP	4.1 L 25 9 5 5 4 3 1 0 0 0 3 49 92 10.38 2.769	0.2 1 0 0 0 0 0 0 0 0 0 0 4 4 0.00 0.000	1.0 5 1 0 0 0 0 0 1 0 0 0 0 13 22 0.00 1.000	1.0 4 0 0 0 0 0 1 0 0 0 0 7 13 0.00 1.000	1.0 3 0 0 0 0 2 0 0 0 0 0 7 10 0.00 0.000																	
50 Jason Simontacchi, R	(1, 1)																						
34 Ray King, L	(5, 1)																						
49 Chris Schroder, R	(6, 1)																						
Luis Ayala, R	(7, 1)																						
52 Saul Rivera, R	(8, 1)																						

[illegible]

Colorado Rockies @ Washington Nationals
Robert F. Kennedy Memorial Stadium, Washington, DC
Thu Jul 19 2007, 7:05 PM EDT
Att: 20,573 - Cloudy - 83 F





Batter	1				2				3				4				5				6				7				8				9				AB R H RBI BB SO LOB												BOTTOM																																																																																																																																																																																																																																																																																																																																																																																																																																																																																																																																																																																																																																																																																																																																																																																																																																																																																																																																																																																																																																																																																																																																																																																																																			
11 Jimmy Rollins, S OBP: 0.336, SLG: 0.531 (1, 6) CBBBX	3-1 L9 ①								1-1 HR CBBX								0-3 K ①								0-1 FC6-4 8 FC4-6 1-2f CX																4 1 1 1 0 1 1												<div>Washington Nationals @ Philadelphia Phillies</div> <div>Citizens Bank Park, Philadelphia, PA</div> <div>Tue Jul 24 2007, 7:05 PM EDT</div> <div>Att. 40,110 - Partly Cloudy - 83 F</div> <div>livebaseballscorecards.com</div> <div>AB 29</div> <div>R 4</div> <div>H 7</div> <div>RBI 4</div> <div>BB 4</div> <div>SO 4</div> <div>LOB 12</div> <div></div>																																																																																																																																																																																																																																																																																																																																																																																																																																																																																																																																																																																																																																																																																																																																																																																																																																																																																																																																																																																																																																																																																																																																																																																																															
8 Shane Victorino, S OBP: 0.346, SLG: 0.430 (1, 9) CFT	1-2 K ②								0-1 G4-3 CX								0-0 G5-3 ②								1-0 FC4-6 1-2f BX																4 0 0 0 0 1 1																																																																																																																																																																																																																																																																																																																																																																																																																																																																																																																																																																																																																																																																																																																																																																																																																																																																																																																																																																																																																																																																																																																																																																																																																											
26 Chase Utley, L OBP: 0.408, SLG: 0.584 (1, 4) BCX	1-1 G4-3 ③								4-2 6 G4-5-3 BB BFTSSB								2-2 G4-3 ③												3-3 K ①												3 0 0 0 1 1 0																																																																																																																																																																																																																																																																																																																																																																																																																																																																																																																																																																																																																																																																																																																																																																																																																																																																																																																																																																																																																																																																																																																																																																																																																											
6 Ryan Howard, L OBP: 0.399, SLG: 0.605 (1, 3)					1-1 F7 ① SBX				1 SAFE 3-1 G4-5-3 ② ③ 1-2f FDBBX								2-2 G6-3 ① CBBFX								0-2 P5 ② CFTTBX												4 0 0 0 0 0 1																																																																																																																																																																																																																																																																																																																																																																																																																																																																																																																																																																																																																																																																																																																																																																																																																																																																																																																																																																																																																																																																																																																																																																																																																															
Aaron Rowand, R OBP: 0.397, SLG: 0.527 (1, 8)					1-1 1B 51 2B 2B BSX								1-0 G6-3 ① BX				3-1 WP SF9 2B CBBBX								2-2 HR CFTTBX												4 3 3 1 0 0 0																																																																																																																																																																																																																																																																																																																																																																																																																																																																																																																																																																																																																																																																																																																																																																																																																																																																																																																																																																																																																																																																																																																																																																																																																															
Pat Burrell, R OBP: 0.400, SLG: 0.429 9 Michael Bourn, L OBP: 0.346, SLG: 0.398 (8, PR) (9, 7)					3-2 51 2B 2-3 1B DFTTBX								4-2 19 1B BB CFTTB				3-0 SF9 ② 2-H BBBX								4-1 BB BBB												1 0 1 1 2 0 0 0 0 0 0 0 0 0																																																																																																																																																																																																																																																																																																																																																																																																																																																																																																																																																																																																																																																																																																																																																																																																																																																																																																																																																																																																																																																																																																																																																																																																																															
19 Greg Dobbs, L OBP: 0.322, SLG: 0.503 63 Ryan Madson, L Wes Helms, R OBP: 0.313, SLG: 0.376 Antonio Alfonseca, R (8, PH) (9, 1)					3-2 F8 ② DFTTBX								1-0 1-2 1B BX				0-0 P5 ③ X								0-0 F8 ③ X												3 0 1 0 0 0 2 0 0 0 0 0 0 0 1 0 0 0 0 0 1 0 0 0 0 0 0 0																																																																																																																																																																																																																																																																																																																																																																																																																																																																																																																																																																																																																																																																																																																																																																																																																																																																																																																																																																																																																																																																																																																																																																																																																															
51 Carlos Ruiz, R OBP: 0.319, SLG: 0.390 (1, 2)					1-1 2B 1-3 3-H BCX								1-3 K ② CFTTB								2-1 F7 ① BCBX																3 0 1 1 0 1 2																																																																																																																																																																																																																																																																																																																																																																																																																																																																																																																																																																																																																																																																																																																																																																																																																																																																																																																																																																																																																																																																																																																																																																																																																															
38 Kyle Kendrick, R OBP: 0.200, SLG: 0.167 16 J.C. Romero, S Abraham Nunez, S OBP: 0.320, SLG: 0.315 (7, 5)					2-2 G5-3 ③ SSSXB								0-0 G1-3 ③ X												4-1 11 FC6-4 BB BBB												2 0 0 0 0 0 4 0 0 0 0 0 0 0 0 0 0 0 1 0 0																																																																																																																																																																																																																																																																																																																																																																																																																																																																																																																																																																																																																																																																																																																																																																																																																																																																																																																																																																																																																																																																																																																																																																																																																															
Inning Stats	R: 0 E: 0 K: 1 S: 7				H: 0 LOB: 0 BB: 0 P: 12				R: 1 E: 0 K: 0 S: 17				H: 3 LOB: 2 BB: 0 P: 28				R: 1 E: 0 K: 0 S: 9				H: 1 LOB: 2 BB: 1 P: 18				R: 0 E: 0 K: 1 S: 11				H: 0 LOB: 0 BB: 0 P: 10				R: 1 E: 0 K: 0 S: 8				H: 1 LOB: 0 BB: 0 P: 16				R: 0 E: 0 K: 0 S: 6				H: 0 LOB: 1 BB: 1 P: 13				R: 1 E: 0 K: 1 S: 15				H: 1 LOB: 1 BB: 1 P: 24				1B: 2 2B: 3 3B: 0 HR: 2												SF: 1 SAC: 0 DP: 1 HBP: 0												WP: 1 PB: 0 SB: 0 CS: 0												PA: 34																																																																																																																																																																																																																																																																																																																																																																																																																																																																																																																																																																																																																																																																																																																																																																																																																																																																																																																																																																																																																																																																																																																																																																							
PITCHER	IP				WLS				BF				H				R				ER				SO				BB				IBB				HBP				BLK				WP				HR				S				P				ERA				WHIP				Luis Ayala, R ERA: 3.86 (8, 1)												IP				WLS				BF				H				R				ER				SO				BB				IBB				HBP				BLK				WP				HR				S				P				ERA				WHIP																																																																																																																																																																																																																																																																																																																																																																																																																																																																																																																																																																																																																																																																																																																																																																																																																																																																																																																																																																																																																																																																																																																			
57 Jason Bergmann, R ERA: 4.56 (1, 1)	2.1								12				4				2				2				1				1				0				0				0				0				0				0				0				0				0				0				0				0				0				0				0				0				0				0				0				0				0				0				0				0				0				0				0				0				0				0				0				0				0				0				0				0				0				0				0				0				0				0				0				0				0				0				0				0				0				0				0				0				0				0				0				0				0				0				0				0				0				0				0				0				0				0				0				0				0				0				0				0				0				0				0				0				0				0				0				0				0				0				0				0				0				0				0				0				0				0				0				0				0				0				0				0				0				0				0				0				0				0				0				0				0				0				0				0				0				0				0				0				0				0				0				0				0				0				0				0				0				0				0				0				0				0				0				0				0				0				0				0				0				0				0				0				0				0				0				0				0				0				0				0				0				0				0				0				0				0				0				0				0				0				0				0				0				0				0				0				0				0				0				0				0				0				0				0				0				0				0				0				0				0				0				0				0				0				0				0				0				0				0				0				0				0				0				0				0				0				0				0				0				0				0				0				0				0				0				0				0				0				0				0				0				0				0				0				0				0				0				0				0				0				0				0				0				0				0				0				0				0				0				0				0				0				0				0				0				0				0				0				0				0				0				0				0				0				0				0				0				0				0				0				0				0				0				0				0				0				0				0				0				0				0				0				0				0				0				0				0				0				0				0				0				0				0				0				0				0				0				0				0				0				0				0				0				0				0				0				0				0				0				0				0				0				0				0				0				0				0				0				0				0				0				0				0			

Batter	1				2				3				4				5				6				7				8				9				10				11				12				13				14				AB R H RBI BB SO LOB				TOP																																																																																																																																																			
<div>Felipe Lopez, S<div>OBP: 0.299, SLG: 0.342</div><div>(1, 6)</div></div>	<div>3-2</div> <div>G4-3</div> <div>11</div> <div>1B</div>				<div>B 1 SAFE</div> <div>2-1</div> <div>1-H</div>				<div>B 1 SAFE</div> <div>2-1</div> <div>1-H</div>				<div>C 1</div> <div>1-1</div>				<div>C 1</div> <div>1-1</div>				<div>C 1</div> <div>1-1</div>				<div>B 1</div> <div>1-2</div>				<div>B 1</div> <div>1-2</div>				<div>B 1</div> <div>0-2</div>				<div>B 1</div> <div>0-2</div>				<div>B 1</div> <div>3-1</div>				<div>7 0 2 1 0 0 2</div>				<div>Washington Nationals @ Philadelphia Phillies</div> <div>Citizens Bank Park, Philadelphia, PA</div> <div>Wed Jul 25 2007, 7:05 PM EDT</div> <div>Att: 44,931 - Overcast - 84 F</div>																																																																																																																																																															
<div>10 Ronnie Belliard, R<div>OBP: 0.349, SLG: 0.433</div><div>(1, 4)</div></div>	<div>0-2</div> <div>G5-3</div>				<div>C 1</div> <div>0-3</div>				<div>C 1</div> <div>0-3</div>				<div>C 1</div> <div>0-3</div>				<div>C 1</div> <div>0-3</div>				<div>C 1</div> <div>0-3</div>				<div>B 1</div> <div>2-1</div>				<div>B 1</div> <div>3-1</div>				<div>C 1</div> <div>3-3</div>				<div>S 1</div> <div>0-1</div>				<div>7 1 2 1 0 2 3</div>																																																																																																																																																																							
<div>11 Ryan Zimmerman, R<div>OBP: 0.312, SLG: 0.436</div><div>(1, 5)</div></div>	<div>2-2</div> <div>1B</div>				<div>C 1</div> <div>1-2</div>				<div>C 1</div> <div>1-2</div>				<div>C 1</div> <div>0-3</div>				<div>C 1</div> <div>0-3</div>				<div>C 1</div> <div>0-3</div>				<div>B 1</div> <div>2-1</div>				<div>B 1</div> <div>3-2</div>				<div>C 1</div> <div>3-2</div>				<div>B 1</div> <div>2-2</div>				<div>7 0 2 0 0 1 2</div>																																																																																																																																																																							
<div>21 Dmitri Young, S<div>OBP: 0.386, SLG: 0.506</div><div>(1, 3)</div></div> <div>Ryan Langerhans, L<div>OBP: 0.267, SLG: 0.289</div><div>(9, 8)</div></div>	<div>1-0</div> <div>F9</div>				<div>C 1</div> <div>0-0</div>				<div>C 1</div> <div>0-0</div>				<div>C 1</div> <div>0-2</div>				<div>C 1</div> <div>0-2</div>				<div>C 1</div> <div>0-2</div>				<div>C 1</div> <div>3-2</div>				<div>C 1</div> <div>2-3</div>				<div>C 1</div> <div>2-3</div>				<div>4 0 0 0 0 1 2</div>																																																																																																																																																																											
<div>25 Austin Kearns, R<div>OBP: 0.332, SLG: 0.368</div><div>(1, 9)</div></div>	<div>C 1</div> <div>0-2</div>				<div>C 1</div> <div>3-3</div>				<div>C 1</div> <div>3-3</div>				<div>C 1</div> <div>1-2</div>				<div>C 1</div> <div>1-2</div>				<div>C 1</div> <div>1-2</div>				<div>C 1</div> <div>3-1</div>				<div>C 1</div> <div>0-2</div>				<div>C 1</div> <div>1-0</div>				<div>6 0 2 0 0 1 1</div>																																																																																																																																																																											
<div>Ryan Church, L<div>OBP: 0.343, SLG: 0.417</div><div>(1, 7)</div></div>	<div>B 1</div> <div>4-2</div>				<div>B 1</div> <div>1-3</div>				<div>B 1</div> <div>1-3</div>				<div>C 1</div> <div>0-1</div>				<div>C 1</div> <div>0-1</div>				<div>C 1</div> <div>0-1</div>				<div>C 1</div> <div>4-2</div>				<div>B 1</div> <div>2-1</div>				<div>4 1 1 0 2 1 2</div>																																																																																																																																																																															
<div>Brian Schneider, L<div>OBP: 0.308, SLG: 0.314</div><div>(1, 2)</div></div>	<div>C 1</div> <div>1-2</div>				<div>C 1</div> <div>1-2</div>				<div>C 1</div> <div>1-2</div>				<div>C 1</div> <div>2-1</div>				<div>C 1</div> <div>2-1</div>				<div>C 1</div> <div>2-1</div>				<div>C 1</div> <div>4-1</div>				<div>C 1</div> <div>2-3</div>				<div>C 1</div> <div>1-1</div>				<div>5 1 0 0 1 1 4</div>																																																																																																																																																																											
<div>Nook Logan, S<div>OBP: 0.280, SLG: 0.308</div><div>(9, PH)</div></div> <div>Tony Batista, R<div>OBP: 0.311, SLG: 0.250</div><div>(9, 3)</div></div>	<div>C 1</div> <div>2-1</div>				<div>C 1</div> <div>0-3</div>				<div>C 1</div> <div>0-3</div>				<div>C 1</div> <div>0-2</div>				<div>C 1</div> <div>0-2</div>				<div>C 1</div> <div>0-2</div>				<div>C 1</div> <div>0-1</div>				<div>C 1</div> <div>2-0</div>				<div>C 1</div> <div>4-0</div>				<div>3 1 2 0 0 1 0</div>																																																																																																																																																																											
<div>47 Matt Chico, L<div>ERA: 3.63</div></div> <div>48 Chris Schroeder, R<div>ERA: 3.15</div></div> <div>49 Jose Alvarado, R<div>ERA: 4.26</div></div> <div>50 Jon Rauch, R<div>ERA: 4.5</div></div> <div>51 Jose Mesa, R<div>ERA: 6.9</div></div>	<div>C 1</div> <div>0-3</div>				<div>C 1</div> <div>1-0</div>				<div>C 1</div> <div>1-0</div>				<div>C 1</div> <div>0-2</div>				<div>C 1</div> <div>0-2</div>				<div>C 1</div> <div>0-2</div>				<div>C 1</div> <div>3-2</div>				<div>C 1</div> <div>0-1</div>				<div>C 1</div> <div>1-1</div>				<div>1 0 0 0 0 0 1 1</div>																																																																																																																																																																											
<div>Inning Stats</div>	<div>R: 0</div> <div>E: 0</div> <div>K: 0</div> <div>S: 12</div>				<div>H: 1</div> <div>LOB: 1</div> <div>BB: 0</div> <div>P: 18</div>				<div>R: 0</div> <div>E: 0</div> <div>K: 0</div> <div>S: 9</div>				<div>H: 0</div> <div>LOB: 0</div> <div>BB: 0</div> <div>P: 14</div>				<div>R: 0</div> <div>E: 0</div> <div>K: 0</div> <div>S: 7</div>				<div>H: 0</div> <div>LOB: 0</div> <div>BB: 0</div> <div>P: 11</div>				<div>R: 0</div> <div>E: 0</div> <div>K: 0</div> <div>S: 10</div>				<div>H: 0</div> <div>LOB: 0</div> <div>BB: 0</div> <div>P: 12</div>				<div>R: 0</div> <div>E: 0</div> <div>K: 0</div> <div>S: 10</div>				<div>H: 0</div> <div>LOB: 0</div> <div>BB: 0</div> <div>P: 8</div>				<div>R: 0</div> <div>E: 0</div> <div>K: 0</div> <div>S: 10</div>				<div>R: 0</div> <div>E: 0</div> <div>K: 0</div> <div>S: 7</div>				<div>R: 0</div> <div>E: 0</div> <div>K: 0</div> <div>S: 7</div>				<div>1B: 9</div> <div>2B: 3</div> <div>3B: 0</div> <div>HR: 1</div>				<div>WP: 0</div> <div>PB: 0</div> <div>SB: 2</div> <div>CS: 1</div>				<div>PA: 57</div>																																																																																																																																																			
<div>PITCHER</div>	<div>IP</div> <div>WLS</div> <div>BF</div> <div>H</div> <div>R</div> <div>ER</div> <div>SO</div> <div>BB</div> <div>IBB</div> <div>HBP</div> <div>BLK</div> <div>WP</div> <div>HR</div> <div>S</div> <div>P</div> <div>ERA</div> <div>WHIP</div>				<div>35 Cole Hamels, L<div>ERA: 3.63</div></div>				<div>63 Ryan Madson, R<div>ERA: 3.15</div></div>				<div>Antonio Alfonseca, R<div>ERA: 4.26</div></div>				<div>59 Mike Zagurski, L<div>ERA: 4.5</div></div>				<div>Jose Mesa, R<div>ERA: 6.9</div></div>				<div>PITCHER</div>				<div>16 J.C. Romero, L<div>ERA: 2.63</div></div>				<div>45 Tom Gordon, R<div>ERA: 3.65</div></div>				<div>Clay Condrey, R<div>ERA: 6.29</div></div>				<div>IP</div> <div>WLS</div> <div>BF</div> <div>H</div> <div>R</div> <div>ER</div> <div>SO</div> <div>BB</div> <div>IBB</div> <div>HBP</div> <div>BLK</div> <div>WP</div> <div>HR</div> <div>S</div> <div>P</div> <div>ERA</div> <div>WHIP</div>				<div>0.1</div> <div>3</div> <div>0</div> <div>0</div> <div>0</div> <div>0</div> <div>0</div> <div>0</div> <div>0</div> <div>0</div> <div>0</div> <div>0</div> <div>5</div> <div>11</div> <div>0.00</div> <div>3.000</div>				<div>(10, 1)</div> <div>1.0</div> <div>3</div> <div>0</div> <div>0</div> <div>0</div> <div>0</div> <div>0</div> <div>0</div> <div>0</div> <div>0</div> <div>0</div> <div>6</div> <div>8</div> <div>0.00</div> <div>0.000</div>				<div>(11, 1)</div> <div>3.0</div> <div>W</div> <div>11</div> <div>2</div> <div>0</div> <div>0</div> <div>2</div> <div>0</div> <div>1</div> <div>0</div> <div>0</div> <div>0</div> <div>24</div> <div>46</div> <div>0.00</div> <div>0.667</div>				<div>(12, 1)</div> <div>3.0</div> <div>W</div> <div>11</div> <div>2</div> <div>0</div> <div>0</div> <div>2</div> <div>0</div> <div>1</div> <div>0</div> <div>0</div> <div>0</div> <div>24</div> <div>46</div> <div>0.00</div> <div>0.667</div>				<div>0.0</div> <div>3</div> <div>0</div> <div>0</div> <div>0</div> <div>0</div> <div>0</div> <div>0</div> <div>0</div> <div>0</div> <div>0</div> <div>0</div> <div>5</div> <div>11</div> <div>0.00</div> <div>3.000</div>				<div>0.0</div> <div>3</div> <div>0</div> <div>0</div> <div>0</div> <div>0</div> <div>0</div> <div>0</div> <div>0</div> <div>0</div> <div>0</div> <div>0</div> <div>6</div> <div>8</div> <div>0.00</div> <div>0.000</div>				<div>0.0</div> <div>3</div> <div>0</div> <div>0</div> <div>0</div> <div>0</div> <div>0</div> <div>0</div> <div>0</div> <div>0</div> <div>0</div> <div>0</div> <div>6</div> <div>8</div> <div>0.00</div> <div>0.000</div>				<div>0.0</div> <div>3</div> <div>0</div> <div>0</div> <div>0</div> <div>0</div> <div>0</div> <div>0</div> <div>0</div> <div>0</div> <div>0</div> <div>0</div> <div>6</div> <div>8</div> <div>0.00</div> <div>0.000</div>				<div>0.0</div> <div>3</div> <div>0</div> <div>0</div> <div>0</div> <div>0</div> <div>0</div> <div>0</div> <div>0</div> <div>0</div> <div>0</div> <div>0</div> <div>6</div> <div>8</div> <div>0.00</div> <div>0.000</div>				<div>0.0</div> <div>3</div> <div>0</div> <div>0</div> <div>0</div> <div>0</div> <div>0</div> <div>0</div> <div>0</div> <div>0</div> <div>0</div> <div>0</div> <div>6</div> <div>8</div> <div>0.00</div> <div>0.000</div>				<div>0.0</div> <div>3</div> <div>0</div> <div>0</div> <div>0</div> <div>0</div> <div>0</div> <div>0</div> <div>0</div> <div>0</div> <div>0</div> <div>0</div> <div>6</div> <div>8</div> <div>0.00</div> <div>0.000</div>				<div>0.0</div> <div>3</div> <div>0</div> <div>0</div> <div>0</div> <div>0</div> <div>0</div> <div>0</div> <div>0</div> <div>0</div> <div>0</div> <div>0</div> <div>6</div> <div>8</div> <div>0.00</div> <div>0.000</div>				<div>0.0</div> <div>3</div> <div>0</div> <div>0</div> <div>0</div> <div>0</div> <div>0</div> <div>0</div> <div>0</div> <div>0</div> <div>0</div> <div>0</div> <div>6</div> <div>8</div> <div>0.00</div> <div>0.000</div>				<div>0.0</div> <div>3</div> <div>0</div> <div>0</div> <div>0</div> <div>0</div> <div>0</div> <div>0</div> <div>0</div> <div>0</div> <div>0</div> <div>0</div> <div>6</div> <div>8</div> <div>0.00</div> <div>0.000</div>				<div>0.0</div> <div>3</div> <div>0</div> <div>0</div> <div>0</div> <div>0</div> <div>0</div> <div>0</div> <div>0</div> <div>0</div> <div>0</div> <div>0</div> <div>6</div> <div>8</div> <div>0.00</div> <div>0.000</div>				<div>0.0</div> <div>3</div> <div>0</div> <div>0</div> <div>0</div> <div>0</div> <div>0</div> <div>0</div> <div>0</div> <div>0</div> <div>0</div> <div>0</div> <div>6</div> <div>8</div> <div>0.00</div> <div>0.000</div>				<div>0.0</div> <div>3</div> <div>0</div> <div>0</div> <div>0</div> <div>0</div> <div>0</div> <div>0</div> <div>0</div> <div>0</div> <div>0</div> <div>0</div> <div>6</div> <div>8</div> <div>0.00</div> <div>0.000</div>				<div>0.0</div> <div>3</div> <div>0</div> <div>0</div> <div>0</div> <div>0</div> <div>0</div> <div>0</div> <div>0</div> <div>0</div> <div>0</div> <div>0</div> <div>6</div> <div>8</div> <div>0.00</div> <div>0.000</div>				<div>0.0</div> <div>3</div> <div>0</div> <div>0</div> <div>0</div> <div>0</div> <div>0</div> <div>0</div> <div>0</div> <div>0</div> <div>0</div> <div>0</div> <div>6</div> <div>8</div> <div>0.00</div> <div>0.000</div>				<div>0.0</div> <div>3</div> <div>0</div> <div>0</div> <div>0</div> <div>0</div> <div>0</div> <div>0</div> <div>0</div> <div>0</div> <div>0</div> <div>0</div> <div>6</div> <div>8</div> <div>0.00</div> <div>0.000</div>				<div>0.0</div> <div>3</div> <div>0</div> <div>0</div> <div>0</div> <div>0</div> <div>0</div> <div>0</div> <div>0</div> <div>0</div> <div>0</div> <div>0</div> <div>6</div> <div>8</div> <div>0.00</div> <div>0.000</div>				<div>0.0</div> <div>3</div> <div>0</div> <div>0</div> <div>0</div> <div>0</div> <div>0</div> <div>0</div> <div>0</div> <div>0</div> <div>0</div> <div>0</div> <div>6</div> <div>8</div> <div>0.00</div> <div>0.000</div>				<div>0.0</div> <div>3</div> <div>0</div> <div>0</div> <div>0</div> <div>0</div> <div>0</div> <div>0</div> <div>0</div> <div>0</div> <div>0</div> <div>0</div> <div>6</div> <div>8</div> <div>0.00</div> <div>0.000</div>				<div>0.0</div> <div>3</div> <div>0</div> <div>0</div> <div>0</div> <div>0</div> <div>0</div> <div>0</div> <div>0</div> <div>0</div> <div>0</div> <div>0</div> <div>6</div> <div>8</div> <div>0.00</div> <div>0.000</div>				<div>0.0</div> <div>3</div> <div>0</div> <div>0</div> <div>0</div> <div>0</div> <div>0</div> <div>0</div> <div>0</div> <div>0</div> <div>0</div> <div>0</div> <div>6</div> <div>8</div> <div>0.00</div> <div>0.000</div>				<div>0.0</div> <div>3</div> <div>0</div> <div>0</div> <div>0</div> <div>0</div> <div>0</div> <div>0</div> <div>0</div> <div>0</div> <div>0</div> <div>0</div> <div>6</div> <div>8</div> <div>0.00</div> <div>0.000</div>				<div>0.0</div> <div>3</div> <div>0</div> <div>0</div> <div>0</div> <div>0</div> <div>0</div> <div>0</div> <div>0</div> <div>0</div> <div>0</div> <div>0</div> <div>6</div> <div>8</div> <div>0.00</div> <div>0.000</div>				<div>0.0</div> <div>3</div> <div>0</div> <div>0</div> <div>0</div> <div>0</div> <div>0</div> <div>0</div> <div>0</div> <div>0</div> <div>0</div> <div>0</div> <div>6</div> <div>8</div> <div>0.00</div> <div>0.000</div>				<div>0.0</div> <div>3</div> <div>0</div> <div>0</div> <div>0</div> <div>0</div> <div>0</div> <div>0</div> <div>0</div> <div>0</div> <div>0</div> <div>0</div> <div>6</div> <div>8</div> <div>0.00</div> <div>0.000</div>				<div>0.0</div> <div>3</div> <div>0</div> <div>0</div> <div>0</div> <div>0</div> <div>0</div> <div>0</div> <div>0</div> <div>0</div> <div>0</div> <div>0</div> <div>6</div> <div>8</div> <div>0.00</div> <div>0.000</div>				<div>0.0</div> <div>3</div> <div>0</div> <div>0</div> <div>0</div> <div>0</div> <div>0</div> <div>0</div> <div>0</div> <div>0</div> <div>0</div> <div>0</div> <div>6</div> <div>8</div> <div>0.00</div> <div>0.000</div>				<div>0.0</div> <div>3</div> <div>0</div> <div>0</div> <div>0</div> <div>0</div> <div>0</div> <div>0</div> <div>0</div> <div>0</div> <div>0</div> <div>0</div> <div>6</div> <div>8</div> <div>0.00</div> <div>0.000</div>				<div>0.0</div> <div>3</div> <div>0</div> <div>0</div> <div>0</div> <div>0</div> <div>0</div> <div>0</div> <div>0</div> <div>0</div> <div>0</div> <div>0</div> <div>6</div> <div>8</div> <div>0.00</div> <div>0.000</div>				<div>0.0</div> <div>3</div> <div>0</div> <div>0</div> <div>0</div> <div>0</div> <div>0</div> <div>0</div> <div>0</div> <div>0</div> <div>0</div> <div>0</div> <div>6</div> <div>8</div> <div>0.00</div> <div>0.000</div>				<div>0.0</div> <div>3</div> <div>0</div> <div>0</div> <div>0</div> <div>0</div> <div>0</div> <div>0</div> <div>0</div> <div>0</div> <div>0</div> <div>0</div> <div>6</div> <div>8</div> <div>0.00</div> <div>0.000</div>				<div>0.0</div> <div>3</div> <div>0</div> <div>0</div> <div>0</div> <div>0</div> <div>0</div> <div>0</div> <div>0</div> <div>0</div> <div>0</div> <div>0</div> <div>6</div> <div>8</div> <div>0.00</div> <div>0.000</div>				<div>0.0</div> <div>3</div> <div>0</div> <div>0</div> <div>0</div> <div>0</div> <div>0</div> <div>0</div> <div>0</div> <div>0</div> <div>0</div> <div>0</div> <div>6</div> <div>8</div> <div>0.00</div> <div>0.000</div>				<div>0.0</div> <div>3</div> <div>0</div> <div>0</div> <div>0</div> <div>0</div> <div>0</div> <div>0</div> <div>0</div> <div>0</div> <div>0</div> <div>0</div> <div>6</div> <div>8</div> <div>0.00</div> <div>0.000</div>				<div>0.0</div> <div>3</div> <div>0</div> <div>0</div> <div>0</div> <div>0</div> <div>0</div> <div>0</div> <div>0</div> <div>0</div> <div>0</div> <div>0</div> <div>6</div> <div>8</div> <div>0.00</div> <div>0.000</div>				<div>0.0</div> <div>3</div> <div>0</div> <div>0</div> <div>0</div> <div>0</div> <div>0</div> <div>0</div> <div>0</div> <div>0</div> <div>0</div> <div>0</div> <div>6</div> <div>8</div> <div>0.00</div> <div>0.000</div>				<div>0.0</div> <div>3</div> <div>0</div> <div>0</div> <div>0</div> <div>0</div> <div>0</div> <div>0</div> <div>0</div> <div>0</div> <div></div>			

Batter	1	2	3	4	5	6	7	8	9	10	11	12	13	14	AB R H RBI BB SO LOB	BOTTOM												
11 Jimmy Rollins, S OBP: 0.333, SLG: 0.529	0-2 F8		2-1 L7		0-1 G6-3	0-0 P6			0-2 E7 3B		1-1 FC4-6 1-2f		0-0 FC4-6 26 CS 1-2f		7 1 1 0 0 0 2	Washington Nationals @ Philadelphia Phillies Citizens Bank Park, Philadelphia, PA Wed Jul 25 2007, 7:05 PM EDT Att. 44,931 - Overcast - 84 F												
8 Shane Victorino, S OBP: 0.345, SLG: 0.430	1-1 L9			0-1 6 BB 2B	1-1 26 1B 2B		1-1 P3		2-1 G4-3		1-1 SAFE G1-3		0-0 P2		7 2 2 0 0 0 2													
26 Chase Utley, L OBP: 0.412, SLG: 0.582	2-3 K2-3			1-0 6 BB 1B HBP	0-2 2B 1B		1-2 G4-3			4-2 9 G3 6 BB BB		4-1 F8 6 1B BB	0-1 CS	4-2 6 HR BB	3 2 1 0 3 1 0													
6 Ryan Howard, L OBP: 0.403, SLG: 0.612		2-1 F8		4-2 1B BB	3-3 K		2-1 F8			4-1 9 G3 BB		0-1 9 IBB 1B		2-2 HR	5 2 2 2 2 1 2	livebaseballscorecards.com												
Aaron Rowand, R OBP: 0.396, SLG: 0.527		1-2 1B		0-1 P3	0-0 1-3 2-H 2B		0-1 P4			0-1 B5		0-1 F8			6 0 2 1 0 0 7													
Pat Burrell, R OBP: 0.404, SLG: 0.429		2-2 P4		4-2 1B BB	4-2 BB		1-2 CS 1B			1-2 G3		4-0 1-2 IBB			2 0 1 1 2 0 1													
9 Michael Bourn, L OBP: 0.349, SLG: 0.394		3-2 G5-3		1-1 P3			2-2 G6-3			0-2 P3		1-3 K			1 0 0 0 1 0 2	AB 48 R 7 H 11 RBI 6 BB 9 SO 5 LOB 34												
Wes Helms, R Antonio Alfonseca, R 59 Mike Zagurski, L Jose Mesa, R 16 J.C. Romero, S 27 Chris Coste, R 45 Tom Gordon, R Clay Condrey, R			2-2 G5-3	1-1 P3			1-0 F9		2-1 F9		4-0 19 FC1-6 BB	1-1 G6-3			4 0 1 2 0 1 5 0 1 0 0 0 0 0 2 0 0 0 0 0 0 0 1 0 0 0 0 1 3													
51 Carlos Ruiz, R OBP: 0.315, SLG: 0.382			2-2 G5-3	1-1 P3			2-3 K		0-0 G6-3		0-0 FC1-6 FC4-6 1-2f		1-0 FC4-6 1B		5 0 0 0 1 0 5													
35 Cole Hamels, L OBP: 0.160, SLG: 0.188			1-0 F7	0-2 F7											3 0 0 0 0 1 2 0 0 0 0 0 0 0 0 0 0 0 0 0 0 3 0 1 0 0 0 1	Phillies												
63 Ryan Madson, L																												
Abraham Nunez, S OBP: 0.320, SLG: 0.315																												
19 Greg Dobbs, L OBP: 0.322, SLG: 0.500																WP: 0 PA: 59 PB: 0 SB: 0 CS: 2												
Inning Stats	R: 0 E: 0 K: 1 S: 10	H: 0 LOB: 0 BB: 0 P: 13	R: 0 E: 0 K: 0 S: 13	H: 1 LOB: 1 BB: 0 P: 21	R: 0 E: 0 K: 0 S: 7	H: 0 LOB: 0 BB: 0 P: 12	R: 3 E: 0 K: 0 S: 17	H: 2 LOB: 2 BB: 2 P: 28	R: 1 E: 0 K: 2 S: 16	H: 3 LOB: 3 BB: 1 P: 27	R: 0 E: 0 K: 1 S: 5	H: 0 LOB: 0 BB: 0 P: 8	R: 0 E: 0 K: 0 S: 11	H: 1 LOB: 1 BB: 0 P: 14	R: 1 E: 1 K: 0 S: 8	H: 1 LOB: 0 BB: 0 P: 12	R: 0 E: 0 K: 0 S: 13	R: 0 E: 0 K: 0 S: 5	H: 0 LOB: 1 BB: 1 P: 11	R: 0 E: 0 K: 1 S: 10	H: 1 LOB: 3 BB: 2 P: 20	R: 0 E: 0 K: 0 S: 4	H: 1 LOB: 0 BB: 0 P: 5	R: 2 E: 0 K: 0 S: 5	H: 1 LOB: 0 BB: 1 P: 11	1B: 7 2B: 2 3B: 1 HR: 1	SF: 0 SAC: 0 DP: 0 HBP: 1	WP: 0 PB: 0 SB: 0 CS: 2
PITCHER 47 Matt Chico, L ERA: 4.78	IP 4.2	WLS 24	BF 24	H 6	R 4	ER 4	SO 2	BB 3	IBB 0	HBP 1	BLK 0	WP 0	HR 0	S 60	P 95	ERA 7.71	WHIP 1.929											
49 Chris Schroder, R ERA: 1.56	1.1		4	0	0	0	2	0	0	0	0	0	0	8	14	0.00	0.000											
34 Ray King, L ERA: 4.97	1.0		3	0	0	0	0	0	0	0	0	0	0	7	11	0.00	0.000											
Luis Ayala, R ERA: 3.55	1.0		3	1	0	0	0	0	0	0	0	0	0	11	14	0.00	1.000											
32 Chad Cordero, R ERA: 2.57	1.0	B	4	1	1	0	0	0	0	0	0	0	0	8	12	0.00	1.000											
PITCHER Jon Rauch, R ERA: 3.69	IP 1.0	WLS 5	BF 5	H 0	R 0	ER 0	SO 0	BB 2	IBB 0	HBP 0	BLK 0	WP 0	HR 0	S 13	P 22	ERA 0.00	WHIP 2.000											
52 Saul Rivera, R ERA: 3.25	3.0		13	2	0	0	1	2	1	0	0	0	0	19	36	0.00	1.333											
30 Chris Booker, R ERA: 18.0	0.0	L	2	1	2	2	0	1	0	0	0	0	1	5	11	∞	∞											

Batter	1				2				3				4				5				6				7				8				9				AB R H RBI BB SO LOB												TOP			
Felipe Lopez, S OBP: 0.300, SLG: 0.343 (1, 6)																																					5 1 2 2 0 1 1												<div>Washington Nationals @ Philadelphia Phillies</div> <div>Citizens Bank Park, Philadelphia, PA</div> <div>Thu Jul 26 2007, 1:05 PM EDT</div> <div>Att. 43,413 - Cloudy - 83 F</div>			
10 Ronnie Belliard, R OBP: 0.347, SLG: 0.429 (1, 4)																																					5 1 1 0 0 1 1															
11 Ryan Zimmerman, R OBP: 0.309, SLG: 0.432 (1, 5)																																	4 0 0 0 0 0 2																			
21 Dmitri Young, S OBP: 0.387, SLG: 0.506 Robert Fick, L OBP: 0.280, SLG: 0.237 (8, PR) (8, 3)																																					4 0 2 1 0 0 1 0 1 0 0 0 0 0															
25 Austin Kearns, R OBP: 0.333, SLG: 0.368 (1, 9)																																					3 1 1 1 1 0 1															
Ryan Church, L OBP: 0.340, SLG: 0.412 Ryan Langerhans, L OBP: 0.267, SLG: 0.289 (1, 7) (8, 7)																																					4 0 0 0 0 1 4 0 0 0 0 0 0 0															
3 Jesus Flores, R OBP: 0.337, SLG: 0.385 (1, 2)																																					4 2 2 3 0 1 2															
Nook Logan, S OBP: 0.286, SLG: 0.321 (1, 8)																																					4 1 2 0 0 0 1															
26 John Lannan, L 49 Chris Schroder, R 34 Ray King, L Brian Schneider, L Tony Batista, R Jon Rauch, R 32 Chad Cordero, R (1, 1) (5, 1) (6, 1) (7, PH) (7, PH) (7, 1) (9, 1)																																									2 0 0 0 0 0 0 1 0 0 0 0 0 0 0 0 0 0 0 0 0 0 0 0 1 0 0 0 0 0 0 2 1 0 0 0 0 0 1 0 0 0 0 0 0 0 0 0											
Inning Stats													R: 2 E: 0 K: 1 S: 14	H: 4 LOB: 2 BB: 0 P: 19	R: 0 E: 0 K: 0 S: 5	H: 1 LOB: 0 BB: 0 P: 7	R: 0 E: 0 K: 0 S: 8	H: 0 LOB: 0 BB: 0 P: 13	R: 0 E: 0 K: 0 S: 10	H: 0 LOB: 0 BB: 0 P: 16	R: 0 E: 0 K: 0 S: 9	H: 1 LOB: 1 BB: 0 P: 15	R: 2 E: 0 K: 2 S: 18	H: 3 LOB: 1 BB: 0 P: 31	R: 3 E: 1 K: 0 S: 10	H: 1 LOB: 1 BB: 1 P: 20	R: 0 E: 0 K: 2 S: 13	H: 0 LOB: 0 BB: 0 P: 16	1B: 8 2B: 1 3B: 0 HR: 1	SF: 0 SAC: 0 DP: 0 HBP: 0	WP: 0 PB: 0 SB: 0 CS: 1	PA: 39																				
PITCHER													IP	WLS	BF	H	R	ER	SO	BB	IBB	HBP	BLK	WP	HR	S	P	ERA	WHIP														ERA	WHIP								
23 Adam Eaton, R ERA: 5.83													(1, 1)	6.1		26	8	4	4	2	0	0	0	0	0	60	91	5.68	1.263																							
16 J.C. Romero, L ERA: 2.6													(7, 1)	0.1	H	2	1	0	0	0	0	0	0	0	0	7	13	0.00	3.000																							
Jose Mesa, R ERA: 6.75													(7, 1)	0.2	L	4	0	2	1	1	1	0	0	0	0	7	16	13.50	1.500																							
59 Mike Zagurski, L ERA: 4.58													(8, 1)	1.2	B	6	1	1	0	2	0	0	0	0	0	1	19	25	0.00	0.600																						

Batter	1				2				3				4				5				6				7				8				9				AB R H RBI BB SO LOB												BOTTOM																																															
11 Jimmy Rollins, S OBP: 0.332, SLG: 0.526 (1, 6)	<div>2-2</div> <div><div>8 BB</div><div>26 1B</div></div> <div>1B</div>								<div>2-2</div> <div>G1-3</div> <div></div>				<div>0-1</div> <div>FC5</div> <div>1-2 2-3f</div>								<div>2-2</div> <div>F9</div> <div></div>								<div>0-2</div> <div>F7</div> <div></div>								5 1 1 0 0 0 2												<div>Washington Nationals @ Philadelphia Phillies</div> <div>Citizens Bank Park, Philadelphia, PA</div> <div>Thu Jul 26 2007, 1:05 PM EDT</div> <div>Att. 43,413 - Cloudy - 83 F</div>																																															
8 Shane Victorino, S OBP: 0.348, SLG: 0.431 (1, 9)	<div>4-1</div> <div><div>26 1B</div></div> <div>1-2 BB</div>								<div>3-2</div> <div>G1-3</div> <div></div>								<div>1-1</div> <div>G4-3</div> <div></div>				<div>2-2</div> <div><div>26 S</div><div>1B</div></div>				<div>0-2</div> <div><div></div><div>1B</div></div>								4 0 2 0 1 0 0																																																															
26 Chase Utley, L OBP: 0.414, SLG: 0.581 (1, 4)	<div>3-2</div> <div><div></div><div>G5-4-3</div></div> <div>1-2 2-H 1B</div>								<div>2-1</div> <div><div>6 HR</div><div>1B</div></div>								<div>1-2</div> <div><div>6 HBP</div><div>1B HBP</div></div>				<div>3-3</div> <div>K</div> <div>1-2</div>				<div>0-1</div> <div>F7</div> <div></div>								4 2 2 1 0 1 2																																																															
6 Ryan Howard, L OBP: 0.403, SLG: 0.617 (1, 3)	<div>1-3</div> <div>K</div> <div></div>								<div>3-2</div> <div><div></div><div>HR</div></div> <div>1-H</div>								<div>1-0</div> <div><div>E</div><div>1B HBP</div></div>								<div>3-2</div> <div>G6-3</div> <div></div>								<div>3-1</div> <div>G4-3</div> <div></div>				4 2 1 2 0 1 2																																																											
Aaron Rowand, R OBP: 0.394, SLG: 0.523 (1, 8)	<div>0-0</div> <div>G5-4-3</div> <div>1-2f</div>																<div>3-2</div> <div>FC5</div> <div>1-2 2-3 1B</div>								<div>1-2</div> <div>P6</div> <div></div>								<div>0-1</div> <div><div>9 1B</div><div>27 G5-3</div><div>1B</div></div>				5 1 1 0 0 0 4																																																											
Pat Burrell, R OBP: 0.408, SLG: 0.438 9 Michael Bourn, L OBP: 0.355, SLG: 0.400 (7, PR) (8, 7)					<div>2-1</div> <div><div>23 FC5-4</div><div>1B</div></div>								<div>1-2</div> <div>G6-3</div> <div></div>				<div>0-1</div> <div><div></div><div>1B</div></div> <div>1-2 2-H 3-H</div>								<div>0-0</div> <div><div></div><div>2B</div></div>								<div>0-1</div> <div><div>27 G5-3</div><div>27 S</div><div>1-3 1B</div></div>				4 0 3 2 0 0 0 1 0 1 0 0 0 0																																																											
Wes Helms, R OBP: 0.311, SLG: 0.368 59 Mike Zagurski, L OBP: 0.325, SLG: 0.385 (1, 5) (8, 1) (9, PH)					<div>0-1</div> <div>F9</div> <div></div>								<div>2-0</div> <div>G5-3</div> <div></div>				<div>1-2</div> <div>F9</div> <div></div>								<div>4-0</div> <div><div></div><div>IBB</div></div>								<div>2-2</div> <div>G5-3</div> <div>1-3 3-H 4-0</div>				3 0 0 0 1 0 3 0 0 0 0 0 0 0 1 0 0 1 0 0 1																																																											
2 Rod Barajas, R OBP: 0.341, SLG: 0.374 19 Greg Dobbs, L OBP: 0.321, SLG: 0.498 51 Carlos Ruiz, R OBP: 0.318, SLG: 0.382 (1, 2) (7, PH) (8, 2)					<div>2-1</div> <div>F9</div> <div></div>								<div>4-1</div> <div><div>11 FC5</div><div>23 1B</div><div>BB</div></div>				<div>0-0</div> <div>P3</div> <div></div>								<div>1-3</div> <div>K</div> <div></div>								<div>0-1</div> <div><div></div><div>BB</div></div>				2 0 0 0 1 0 3 1 0 0 0 0 1 2 0 0 0 0 1 0 0																																																											
23 Adam Eaton, R OBP: 0.261, SLG: 0.267 16 J.C. Romero, S Jose Mesa, R Abraham Nunez, S OBP: 0.316, SLG: 0.311 (1, 1) (7, 1) (7, 1) (8, 5)					<div>1-2</div> <div>FC5-4</div> <div>1-2f</div>								<div>0-0</div> <div><div>11 FC5</div><div>1B</div></div> <div>1-2</div>								<div>1-1</div> <div>P6</div> <div></div>								<div>0-1</div> <div>G3</div> <div></div>				<div>0-1</div> <div>G4-3</div> <div></div>				3 0 1 0 0 0 1 0 0 0 0 0 0 0 0 0 0 0 0 0 0 2 0 0 0 0 0 2																																																											
Inning Stats	R: 1 E: 0 K: 1 S: 12				H: 2 LOB: 1 BB: 1 P: 22				R: 0 E: 0 K: 0 S: 9				H: 1 LOB: 1 BB: 0 P: 14				R: 2 E: 0 K: 0 S: 16				H: 2 LOB: 0 BB: 0 P: 28				R: 0 E: 0 K: 0 S: 9				H: 1 LOB: 2 BB: 1 P: 16				R: 2 E: 1 K: 0 S: 15				H: 1 LOB: 2 BB: 0 P: 22				R: 0 E: 0 K: 1 S: 13				H: 1 LOB: 1 BB: 0 P: 21				R: 0 E: 0 K: 1 S: 11				H: 1 LOB: 2 BB: 1 P: 20				R: 0 E: 0 K: 0 S: 10				H: 1 LOB: 1 BB: 0 P: 10				R: 1 E: 0 K: 0 S: 11				H: 2 LOB: 2 BB: 1 P: 20				1B: 10 2B: 1 3B: 0 HR: 1												SF: 0 SAC: 0 DP: 1 HBP: 2				WP: 0 PB: 0 SB: 2 CS: 0				PA: 45			
PITCHER	IP WLS BF H R ER SO BB IBB HBP BLK WP HR S P ERA WHIP				PITCHER IP WLS BF H R ER SO BB IBB HBP BLK WP HR S P ERA WHIP																																																																																											
26 John Lannan, L ERA: 8.31 (1, 1)	4.1				WLS 22				H 6 R 5 ER 4 SO 1 BB 2 IBB 0 HBP 2 BLK 0 WP 0 HR 1 S 50 P 87 ERA 8.31 WHIP 1.846																																																																																							
49 Chris Schroder, R ERA: 1.45 (5, 1)	1.1				7				2 0 0 0 0 0 0 0 0 0 0 0 0 0 0 0 0.00 1.500																																																																																							
34 Ray King, L ERA: 4.91 (6, 1)	0.1				1				0 0 0 1 0 0 0 0 0 0 0 0 0 0 0 0 0.00 0.000																																																																																							
Jon Rauch, R ERA: 3.56 (7, 1)	2.0				W 9				2 0 0 1 0 1 0 0 0 0 0 0 0 0 0 0 0.00 1.000																																																																																							
32 Chad Cordero, R ERA: 2.7 (9, 1)	1.0				S 6				2 1 1 0 1 0 0 0 0 0 0 0 0 0 0 0 9.00 3.000																																																																																							

Washington Nationals @ New York Mets
Shea Stadium, Flushing, NY
Fri Jul 27 2007, 7:10 PM EDT
Att. 51,179 - Partly Cloudy - 78 F

Batter	1				2				3				4				5				6				7				8				9				AB R H RBI BB SO LOB								BOTTOM	
7 José Reyes, S OBP: 0.378, SLG: 0.449 (1, 6)	<div>2-2</div> <div>G6-3</div> <div><div></div><div></div><div></div><div></div><div></div><div></div><div></div><div></div><div></div><div></div><div></div><div></div><div></div><div></div><div></div><div></div><div></div><div></div><div></div><div></div><div></div><div></div><div></div><div></div><div></div><div></div><div></div><div></div><div></div><div></div><div></div><div></div><div></div><div></div><div></div><div></div><div></div><div></div><div></div><div></div><div></div><div></div><div></div><div></div><div></div><div></div><div></div><div></div><div></div><div></div><div></div><div></div><div></div><div></div><div></div><div></div><div></div><div></div><div></div><div></div><div></div><div></div><div></div><div></div><div></div><div></div><div></div><div></div><div></div><div></div><div></div><div></div><div></div><div></div><div></div><div></div><div></div><div></div><div></div><div></div><div></div><div></div><div></div><div></div><div></div><div></div><div></div><div></div><div></div><div></div><div></div><div></div><div></div><div></div><div></div><div></div><div></div><div></div><div></div><div></div><div></div><div></div><div></div><div></div><div></div><div></div><div></div><div></div><div></div><div></div><div></div><div></div><div></div><div></div><div></div><div></div><div></div><div></div><div></div><div></div><div></div><div></div><div></div><div></div><div></div><div></div><div></div><div></div><div></div><div></div><div></div><div></div><div></div><div></div><div></div><div></div><div></div><div></div><div></div><div></div><div></div><div></div><div></div><div></div><div></div><div></div><div></div><div></div><div></div><div></div><div></div><div></div><div></div><div></div><div></div><div></div><div></div><div></div><div></div><div></div><div></div><div></div><div></div><div></div><div></div><div></div><div></div><div></div><div></div><div></div><div></div><div></div><div></div><div></div><div></div><div></div><div></div><div></div><div></div><div></div><div></div><div></div><div></div><div></div><div></div><div></div><div></div><div></div><div></div><div></div><div></div><div></div><div></div><div></div><div></div><div></div><div></div><div></div><div></div><div></div><div></div><div></div><div></div><div></div><div></div><div></div><div></div><div></div><div></div><div></div><div></div><div></div><div></div><div></div><div></div><div></div><div></div><div></div><div></div><div></div><div></div><div></div><div></div><div></div><div></div><div></div><div></div><div></div><div></div><div></div><div></div><div></div><div></div><div></div><div></div><div></div><div></div><div></div><div></div><div></div><div></div><div></div><div></div><div></div><div></div><div></div><div></div><div></div><div></div><div></div><div></div><div></div><div></div><div></div><div></div><div></div><div></div><div></div><div></div><div></div><div></div><div></div><div></div><div></div><div></div><div></div><div></div><div></div><div></div><div></div><div></div><div></div><div></div><div></div><div></div><div></div><div></div><div></div><div></div><div></div><div></div><div></div><div></div><div></div><div></div><div></div><div></div><div></div><div></div><div></div><div></div><div></div><div></div><div></div><div></div><div></div><div></div><div></div><div></div><div></div><div></div><div></div><div></div><div></div><div></div><div></div><div></div><div></div><div></div><div></div><div></div><div></div><div></div><div></div><div></div><div></div><div></div><div></div><div></div><div></div><div></div><div></div><div></div><div></div><div></div><div></div><div></div><div></div><div></div><div></div><div></div><div></div><div></div><div></div><div></div><div></div><div></div><div></div><div></div><div></div><div></div><div></div><div></div><div></div><div></div><div></div><div></div><div></div><div></div><div></div><div></div><div></div><div></div><div></div><div></div><div></div><div></div><div></div><div></div><div></div><div></div><div></div><div></div><div></div><div></div><div></div><div></div><div></div><div></div><div></div><div></div><div></div><div></div><div></div><div></div><div></div><div></div><div></div><div></div><div></div><div></div><div></div><div></div><div></div><div></div><div></div><div></div><div></div><div></div><div></div><div></div><div></div><div></div><div></div><div></div><div></div><div></div><div></div><div></div><div></div><div></div><div></div><div></div><div></div><div></div><div></div><div></div><div></div><div></div><div></div><div></div><div></div><div></div><div></div><div></div><div></div><div></div><div></div><div></div><div></div><div></div><div></div><div></div><div></div><div></div><div></div><div></div><div></div><div></div><div></div><div></div><div></div><div></div><div></div><div></div><div></div><div></div><div></div><div></div><div></div><div></div><div></div><div></div><div></div><div></div><div></div><div></div><div></div><div></div><div></div><div></div><div></div><div></div><div></div><div></div><div></div><div></div><div></div><div></div><div></div><div></div><div></div><div></div><div></div><div></div><div></div><div></div><div></div><div></div><div></div><div></div><div></div><div></div><div></div><div></div><div></div><div></div><div></div><div></div><div></div><div></div><div></div><div></div><div></div><div></div><div></div><div></div><div></div><div></div><div></div><div></div><div></div><div></div><div></div><div></div><div></div><div></div><div></div><div></div><div></div><div></div><div></div><div></div><div></div><div></div><div></div><div></div><div></div><div></div><div></div><div></div><div></div><div></div><div></div><div></div><div></div><div></div><div></div><div></div><div></div><div></div><div></div><div></div><div></div><div></div><div></div><div></div><div></div><div></div><div></div><div></div><div></div><div></div><div></div><div></div><div></div><div></div><div></div><div></div><div></div><div></div><div></div><div></div><div></div><div></div><div></div><div></div><div></div><div></div><div></div><div></div><div></div><div></div><div></div><div></div><div></div><div></div><div></div><div></div><div></div><div></div><div></div><div></div><div></div><div></div><div></div><div></div><div></div><div></div><div></div><div></div><div></div><div></div><div></div><div></div><div></div><div></div><div></div><div></div><div></div><div></div><div></div><div></div><div></div><div></div><div></div><div></div><div></div><div></div><div></div><div></div><div></div><div></div><div></div><div></div><div></div><div></div><div></div><div></div><div></div><div></div><div></div><div></div><div></div><div></div><div></div><div></div><div></div><div></div><div></div><div></div><div></div><div></div><div></div><div></div><div></div><div></div><div></div><div></div><div></div><div></div><div></div><div></div><div></div><div></div><div></div><div></div><div></div><div></div><div></div><div></div><div></div><div></div><div></div><div></div><div></div><div></div><div></div><div></div><div></div><div></div><div></div><div></div><div></div><div></div><div></div><div></div><div></div><div></div><div></div><div></div><div></div><div></div><div></div><div></div><div></div><div></div><div></div><div></div><div></div><div></div><div></div><div></div><div></div><div></div><div></div><div></div><div></div><div></div><div></div><div></div><div></div><div></div><div></div><div></div><div></div><div></div><div></div><div></div><div></div><div></div><div></div><div></div><div></div><div></div><div></div><div></div><div></div><div></div><div></div><div></div><div></div><div></div><div></div><div></div><div></div><div></div><div></div><div></div><div></div><div></div><div></div><div></div><div></div><div></div><div></div><div></div><div></div><div></div><div></div><div></div><div></div><div></div><div></div><div></div><div></div><div></div><div></div><div></div><div></div><div></div><div></div><div></div><div></div><div></div><div></div><div></div><div></div><div></div><div></div><div></div><div></div><div></div><div></div><div></div><div></div><div></div><div></div><div></div><div></div><div></div><div></div><div></div><div></div><div></div><div></div><div></div><div></div><div></div><div></div><div></div><div></div><div></div><div></div><div></div><div></div><div></div><div></div><div></div><div></div><div></div><div></div><div></div><div></div><div></div><div></div><div></div><div></div><div></div><div></div><div></div><div></div><div></div><div></div><div></div><div></div><div></div><div></div><div></div><div></div><div></div><div></div><div></div><div></div><div></div><div></div><div></div><div></div><div></div><div></div><div></div><div></div><div></div><div></div><div></div><div></div><div></div><div></div><div></div><div></div><div></div><div></div><div></div><div></div><div></div><div></div><div></div><div></div><div></div><div></div><div></div><div></div><div></div><div></div><div></div><div></div><div></div><div></div><div></div><div></div><div></div><div></div><div></div><div></div><div></div><div></div><div></div><div></div><div></div><div></div><div></div><div></div><div></div><div></div><div></div><div></div><div></div><div></div><div></div><div></div><div></div><div></div><div></div><div></div><div></div><div></div><div></div><div></div><div></div><div></div><div></div><div></div><div></div><div></div><div></div><div></div><div></div><div></div><div></div><div></div><div></div><div></div><div></div><div></div><div></div><div></div><div></div><div></div><div></div><div></div><div></div><div></div><div></div><div></div><div></div><div></div><div></div><div></div><div></div><div></div><div></div><div></div><div></div><div></div><div></div><div></div><div></div><div></div><div></div><div></div><div></div><div></div><div></div><div></div><div></div><div></div><div></div><div></div><div></div><div></div><div></div><div></div><div></div><div></div><div></div><div></div><div></div><div></div><div></div><div></div><div></div><div></div><div></div><div></div><div></div><div></div><div></div><div></div><div></div><div></div><div></div><div></div><div></div><div></div><div></div><div></div><div></div><div></div><div></div><div></div><div></div><div></div><div></div><div></div><div></div><div></div><div></div><div></div><div></div><div></div><div></div><div></div><div></div><div></div><div></div><div></div><div></div><div></div><div></div><div></div><div></div><div></div><div></div><div></div><div></div><div></div><div></div><div></div><div></div><div></div><div></div><div></div><div></div><div></div><div></div><div></div><div></div><div></div><div></div><div></div><div></div><div></div><div></div><div></div><div></div><div></div><div></div><div></div><div></div><div></div><div></div><div></div><div></div><div></div><div></div><div></div><div></div><div></div><div></div><div></div><div></div><div></div><div></div><div></div><div></div><div></div><div></div><div></div><div></div><div></div><div></div><div></div><div></div><div></div><div></div><div></div><div></div><div></div><div></div><div></div><div></div><div></div><div></div><div></div><div></div><div></div><div></div><div></div><div></div><div></div><div></div><div></div><div></div><div></div><div></div><div></div><div></div><div></div><div></div><div></div><div></div><div></div><div></div><div></div><div></div><div></div><div></div><div></div><div></div><div></div><div></div><div></div><div></div><div></div><div></div><div></div><div></div><div></div><div></div><div></div><div></div><div></div><div></div><div></div><div></div><div></div><div></div><div></div><div></div><div></div><div></div><div></div><div></div><div></div><div></div><div></div><div></div><div></div><div></div><div></div><div></div><div></div><div></div><div></div><div></div><div></div><div></div><div></div><div></div><div></div><div></div><div></div><div></div><div></div><div></div><div></div><div></div><div></div><div></div></div>																																													

Batter	1				2				3				4				5				6				7				8				9				AB R H RBI BB SO LOB								TOP																																																																																																																																																																																																																																																																																																																																																																																																																																																																																																																																																																																																																																																																																																																																																																																																																																																																																																																																																																																																																																																																																																																																																																																																																																																																																																																																																																																																																																																																																																																																																																															
<div>Felipe Lopez, S</div> <div>(1, 6)</div> <div>OBP: 0.298, SLG: 0.346</div>	<div>C</div> <div>X</div>	<div>0-1</div> <div>F7</div> <div>1</div>			<div>C</div> <div>B</div> <div>X</div>	<div>1-1</div> <div>F9</div> <div>3</div>									<div>B</div> <div>C</div> <div>X</div>	<div>1-1</div> <div>HR</div>				<div>B</div> <div>C</div> <div>X</div>	<div>1-1</div> <div>G4-3</div> <div>3</div>																																																																																																																																																																																																																																																																																																																																																																																																																																																																																																																																																																																																																																																																																																																																																																																																																																																																																																																																																																																																																																																																																																																																																																																																																																																																																																																																																																																																																																																																																																																																																																																																							



[illegible]

Batter	1				2				3				4				5				6				7				8				9				AB R H RBI BB SO LOB								TOP																																																																																																																																																																																																																																																																																																																																																																																																																																																																																																																																																																																																																																																																																																																																																																																																																																																																																																																																																																																																																																																																																																																																																																																																																																																																																																			
Felipe Lopez, S OBP: 0.296, SLG: 0.343	<div>(1, 6)<div>C B B S</div><div><div><div><div></div><div></div><div></div></div></div></div></div>								<div>2-3①<div><div><div><div></div><div></div><div></div></div></div></div></div>																																2 0 0 0 0 2 0								<div>Washington Nationals @ New York Mets</div> <div>Shea Stadium, Flushing, NY</div> <div>Sun Jul 29 2007, 1:10 PM EDT</div> <div>Att. 47,264 - Rain - 82 F</div> <div>livebaseballscorecards.com</div> <div><div>AB16</div><div>R0</div><div>H1</div><div>RBI0</div><div>BB0</div><div>SO5</div><div>LOB2</div></div> <div><div>WASHINGTON</div><div>NATIONALS</div></div>																																																																																																																																																																																																																																																																																																																																																																																																																																																																																																																																																																																																																																																																																																																																																																																																																																																																																																																																																																																																																																																																																																																																																																																																																																																																																															
10 Ronnie Belliard, R OBP: 0.343, SLG: 0.425	<div>(1, 4)<div>X</div><div><div><div><div></div><div></div><div></div></div></div></div></div>																																2 0 1 0 0 0 0																																																																																																																																																																																																																																																																																																																																																																																																																																																																																																																																																																																																																																																																																																																																																																																																																																																																																																																																																																																																																																																																																																																																																																																																																																																																																																															
11 Ryan Zimmerman, R OBP: 0.312, SLG: 0.427	<div>(1, 5)<div>B 1SAFE</div><div><div><div><div></div><div></div><div></div></div></div></div></div>																																2 0 0 0 0 0 1																																																																																																																																																																																																																																																																																																																																																																																																																																																																																																																																																																																																																																																																																																																																																																																																																																																																																																																																																																																																																																																																																																																																																																																																																																																																																																															
Ryan Church, L OBP: 0.337, SLG: 0.418	<div>(1, 7)<div>B C X</div><div><div><div><div></div><div></div><div></div></div></div></div></div>																																2 0 0 0 0 0 1																																																																																																																																																																																																																																																																																																																																																																																																																																																																																																																																																																																																																																																																																																																																																																																																																																																																																																																																																																																																																																																																																																																																																																																																																																																																																																															
Tony Batista, R OBP: 0.303, SLG: 0.232					<div><div><div><div></div><div></div><div></div></div></div></div>				<div>2-3①<div><div><div><div></div><div></div><div></div></div></div></div></div>																												2 0 0 0 0 1 0																																																																																																																																																																																																																																																																																																																																																																																																																																																																																																																																																																																																																																																																																																																																																																																																																																																																																																																																																																																																																																																																																																																																																																																																																																																																																																											
Brian Schneider, L OBP: 0.305, SLG: 0.314					<div><div><div><div></div><div></div><div></div></div></div></div>				<div>1-1②<div><div><div><div></div><div></div><div></div></div></div></div></div>																												2 0 0 0 0 0 0																																																																																																																																																																																																																																																																																																																																																																																																																																																																																																																																																																																																																																																																																																																																																																																																																																																																																																																																																																																																																																																																																																																																																																																																																																																																																																											
Nook Logan, S OBP: 0.282, SLG: 0.317					<div><div><div><div></div><div></div><div></div></div></div></div>				<div>3-2③<div><div><div><div></div><div></div><div></div></div></div></div></div>																												2 0 0 0 0 1 0																																																																																																																																																																																																																																																																																																																																																																																																																																																																																																																																																																																																																																																																																																																																																																																																																																																																																																																																																																																																																																																																																																																																																																																																																																																																																																											
Ryan Langerhans, L OBP: 0.269, SLG: 0.286					<div><div><div><div></div><div></div><div></div></div></div></div>				<div>1-3①<div><div><div><div></div><div></div><div></div></div></div></div></div>																												1 0 0 0 0 1 0																																																																																																																																																																																																																																																																																																																																																																																																																																																																																																																																																																																																																																																																																																																																																																																																																																																																																																																																																																																																																																																																																																																																																																																																																																																																																																											
40 Billy Traber, L 49 Chris Schroder, R					<div><div><div><div></div><div></div><div></div></div></div></div>				<div>1-2②<div><div><div><div></div><div></div><div></div></div></div></div></div>																												1 0 0 0 0 0 0																																																																																																																																																																																																																																																																																																																																																																																																																																																																																																																																																																																																																																																																																																																																																																																																																																																																																																																																																																																																																																																																																																																																																																																																																																																																																																											
																																					0 0 0 0 0 0 0																																																																																																																																																																																																																																																																																																																																																																																																																																																																																																																																																																																																																																																																																																																																																																																																																																																																																																																																																																																																																																																																																																																																																																																																																																																																																																											
Inning Stats	R: 0 E: 0 K: 1 S: 9		H: 1 LOB: 1 BB: 0 P: 13		R: 0 E: 0 K: 1 S: 8		H: 0 LOB: 0 BB: 0 P: 14		R: 0 E: 0 K: 2 S: 9		H: 0 LOB: 0 BB: 0 P: 13		R: 0 E: 0 K: 0 S: 7		H: 0 LOB: 0 BB: 0 P: 9		R: 0 E: 0 K: 1 S: 11		H: 0 LOB: 0 BB: 0 P: 13		1B: 1 2B: 0 3B: 0 HR: 0								SF: 0 SAC: 0 DP: 0 HBP: 0								WP: 0 PB: 0 SB: 0 CS: 0				PA: 16																																																																																																																																																																																																																																																																																																																																																																																																																																																																																																																																																																																																																																																																																																																																																																																																																																																																																																																																																																																																																																																																																																																																																																																																																																																																																																							
PITCHER 33 John Maine, R ERA: 2.92	IP 5.0 WLS W BF 16 H 1 R 0 ER 0 SO 5 BB 0 IBB 0 HBP 0 BLK 0 WP 0 HR 0 S 44 P 62 ERA 0.00 WHIP 0.200																																																																																																																																																																																																																																																																																																																																																																																																																																																																																																																																																																																																																																																																																																																																																																																																																																																																																																																																																																																																																																																																																																																																																																																																																																																																																																																																												</			

Batter	1				2				3				4				5				6				7				8				9				AB R H RBI BB SO LOB				BOTTOM											
<div>Felipe Lopez, S<div>(1, 6)</div><div>OBP: 0.300, SLG: 0.349</div></div>	<div>1-2</div> <div></div> <div><div>C</div><div>B</div><div>F</div><div>F</div><div>X</div></div>								<div>1-2</div> <div></div> <div><div>C</div><div>S</div><div>B</div><div>X</div></div>								<div>0-0</div> <div></div> <div><div>X</div><div>1-2</div><div>2-3</div></div>				<div>0-0</div> <div></div> <div><div>X</div><div>1-2f</div></div>								<div>2-2</div> <div></div> <div><div>B</div><div>C</div><div>B</div><div>C</div><div>X</div></div>																5 1 3 0 0 0 1				<div>Cincinnati Reds @ Washington Nationals</div> <div>Robert F. Kennedy Memorial Stadium, Washington, DC</div> <div>Tue Jul 31 2007, 7:05 PM EDT</div> <div>Att. 20,165 - Clear - 88 F</div> <div>livebaseballscorecards.com</div>			
<div>10 Ronnie Belliard, R<div>(1, 4)</div><div>OBP: 0.341, SLG: 0.421</div></div>	<div>3-2</div> <div></div> <div><div>B</div><div>B</div><div>T</div><div>C</div><div>B</div><div>X</div></div>								<div>1-2</div> <div></div> <div><div>C</div><div>C</div><div>B</div><div>X</div></div>								<div>0-1</div> <div></div> <div><div>C</div><div>1</div><div>SAFE</div><div>X</div></div>				<div>0-1</div> <div></div> <div><div>1</div><div>B</div><div>1</div><div>SAFE</div><div>F</div><div>B</div><div>X</div></div>								<div>2-1</div> <div></div> <div><div>1</div><div>SAFE</div><div>1</div><div>SAFE</div><div>F</div><div>B</div><div>X</div></div>								5 1 1 1 0 0 3															
<div>11 Ryan Zimmerman, R<div>(1, 5)</div><div>OBP: 0.313, SLG: 0.430</div></div>	<div>1-3</div> <div></div> <div><div>F</div><div>F</div><div>B</div><div>C</div></div>								<div>0-2</div> <div></div> <div><div>C</div><div>S</div><div>X</div></div>								<div>1-0</div> <div></div> <div><div>B</div><div>X</div><div>1-H</div><div>2-H</div><div>3-H</div></div>								<div>2-2</div> <div></div> <div><div>C</div><div>C</div><div>B</div><div>B</div><div>X</div></div>												4 1 2 3 0 1 1															
<div>21 Dmitri Young, S<div>(1, 3)</div><div>OBP: 0.381, SLG: 0.495</div></div> <div>Robert Fick, L<div>(7, PR)</div><div>OBP: 0.279, SLG: 0.231</div><div>(8, 3)</div></div>	<div>0-0</div> <div></div> <div><div>X</div></div>								<div>3-2</div> <div></div> <div><div>D</div><div>F</div><div>C</div><div>B</div><div>B</div><div>X</div></div>								<div>0-0</div> <div></div> <div><div>X</div></div>								<div>4-1</div> <div></div> <div><div>F</div><div>B</div><div>B</div><div>B</div><div>B</div></div>								3 0 0 0 1 0 3																			
<div>25 Austin Kearns, R<div>(1, 9)</div><div>OBP: 0.334, SLG: 0.372</div></div>					<div>1-1</div> <div></div> <div><div>B</div><div>C</div><div>X</div></div>								<div>2-2</div> <div></div> <div><div>B</div><div>T</div><div>C</div><div>B</div><div>B</div><div>X</div></div>				<div>2-3</div> <div></div> <div><div>1</div><div>SAFE</div><div>S</div><div>S</div><div>B</div><div>S</div></div>								<div>2-0</div> <div></div> <div><div>B</div><div>B</div><div>X</div></div>								4 0 1 0 0 1 2																			
<div>Ryan Church, L<div>(1, 7)</div><div>OBP: 0.339, SLG: 0.422</div></div> <div>Luis Ayala, R<div>(8, 1)</div></div> <div>32 Chad Cordero, R<div>(9, 1)</div></div>					<div>0-3</div> <div></div> <div><div>G</div><div>O</div><div>O</div><div>S</div></div>								<div>1-3</div> <div></div> <div><div>C</div><div>B</div><div>X</div></div>				<div>1-1</div> <div></div> <div><div>3-H</div></div>								<div>1-1</div> <div></div> <div><div>1</div><div>SAFE</div><div>B</div><div>X</div></div>								4 0 2 2 0 2 1																			
<div>Brian Schneider, L<div>(1, 2)</div><div>OBP: 0.307, SLG: 0.312</div></div>					<div>4-2</div> <div></div> <div><div>B</div><div>C</div><div>L</div><div>B</div><div>B</div><div>B</div></div>								<div>0-1</div> <div></div> <div><div>C</div><div>X</div><div>1</div><div>SAFE</div><div>B</div><div>B</div><div>B</div></div>				<div>4-2</div> <div></div> <div><div>1</div><div>SAFE</div><div>B</div><div>B</div><div>B</div></div>								<div>0-0</div> <div></div> <div><div>X</div></div>								2 0 0 0 2 0 3																			
<div>Nook Logan, S<div>(1, 8)</div><div>OBP: 0.294, SLG: 0.336</div></div>					<div>3-2</div> <div></div> <div><div>S</div><div>B</div><div>B</div><div>F</div><div>B</div><div>X</div></div>								<div>2-2</div> <div></div> <div><div>C</div><div>S</div><div>B</div><div>X</div></div>				<div>4-2</div> <div></div> <div><div>1</div><div>SAFE</div><div>B</div><div>B</div><div>B</div></div>								<div>0-1</div> <div></div> <div><div>C</div><div>X</div></div>								4 1 3 0 0 0 2																			
<div>47 Matt Chico, L<div>(1, 1)</div><div>OBP: 0.156, SLG: 0.156</div></div> <div>D'Angelo Jimenez, S<div>(5, PH)</div><div>OBP: 0.311, SLG: 0.211</div></div> <div>52 Saul Rivera, S<div>(6, 1)</div></div> <div>Ryan Langerhans, L<div>(8, 7)</div><div>OBP: 0.267, SLG: 0.285</div></div>					<div>2-2</div> <div></div> <div><div>C</div><div>S</div><div>B</div><div>B</div><div>X</div></div>								<div>4-2</div> <div></div> <div><div>B</div><div>C</div><div>C</div><div>B</div><div>B</div><div>B</div></div>				<div>4-2</div> <div></div> <div><div>1</div><div>SAFE</div><div>B</div><div>B</div><div>B</div></div>								<div>2-2</div> <div></div> <div><div>B</div><div>1</div><div>SAFE</div><div>C</div><div>B</div><div>B</div><div>X</div></div>								1 0 0 0 0 0 2																			
Inning Stats	R: 0 E: 0 K: 1 S: 11	H: 1 LOB: 1 BB: 0 P: 16	R: 0 E: 0 K: 1 S: 13	H: 1 LOB: 2 BB: 1 P: 23	R: 0 E: 0 K: 0 S: 12	H: 1 LOB: 0 BB: 0 P: 17	R: 0 E: 0 K: 1 S: 8	H: 1 LOB: 0 BB: 0 P: 11	R: 5 E: 0 K: 1 S: 23	H: 5 LOB: 2 BB: 2 P: 38	R: 0 E: 0 K: 0 S: 6	H: 0 LOB: 0 BB: 1 P: 10	R: 1 E: 0 K: 0 S: 8	H: 1 LOB: 2 BB: 1 P: 17	R: 0 E: 1 K: 0 S: 10	H: 2 LOB: 1 BB: 0 P: 16	1B: 8 2B: 4 3B: 0 HR: 0	SF: 0 SAC: 0 DP: 2 HBP: 0	WP: 1 PB: 0 SB: 1 CS: 0	PA: 38																																
PITCHER	IP WLS BF H R ER SO BB IBB HBP BLK WP HR S P ERA WHIP	IP WLS BF H R ER SO BB IBB HBP BLK WP HR S P ERA WHIP	IP WLS BF H R ER SO BB IBB HBP BLK WP HR S P ERA WHIP	IP WLS BF H R ER SO BB IBB HBP BLK WP HR S P ERA WHIP	IP WLS BF H R ER SO BB IBB HBP BLK WP HR S P ERA WHIP	IP WLS BF H R ER SO BB IBB HBP BLK WP HR S P ERA WHIP	IP WLS BF H R ER SO BB IBB HBP BLK WP HR S P ERA WHIP	IP WLS BF H R ER SO BB IBB HBP BLK WP HR S P ERA WHIP	IP WLS BF H R ER SO BB IBB HBP BLK WP HR S P ERA WHIP	IP WLS BF H R ER SO BB IBB HBP BLK WP HR S P ERA WHIP	IP WLS BF H R ER SO BB IBB HBP BLK WP HR S P ERA WHIP	IP WLS BF H R ER SO BB IBB HBP BLK WP HR S P ERA WHIP	IP WLS BF H R ER SO BB IBB HBP BLK WP HR S P ERA WHIP	IP WLS BF H R ER SO BB IBB HBP BLK WP HR S P ERA WHIP	IP WLS BF H R ER SO BB IBB HBP BLK WP HR S P ERA WHIP	IP WLS BF H R ER SO BB IBB HBP BLK WP HR S P ERA WHIP																																				
37 Bobby Livingston, L <div>ERA: 4.64</div>	(1, 1) 4.0	(1, 1) 2.2	(1, 1) 0.1	(1, 1) 1.0	(1, 1) 4.0	(1, 1) 2.2	(1, 1) 0.1	(1, 1) 1.0	(1, 1) 4.0	(1, 1) 2.2	(1, 1) 0.1	(1, 1) 1.0	(1, 1) 4.0	(1, 1) 2.2	(1, 1) 0.1	(1, 1) 1.0	(1, 1) 4.0																																			
56 Todd Coffey, R <div>ERA: 5.56</div>	(5, 1) 2.2	(5, 1) 0.1	(5, 1) 1.0	(5, 1) 4.0	(5, 1) 2.2	(5, 1) 0.1	(5, 1) 1.0	(5, 1) 4.0	(5, 1) 2.2	(5, 1) 0.1	(5, 1) 1.0	(5, 1) 4.0	(5, 1) 2.2	(5, 1) 0.1	(5, 1) 1.0	(5, 1) 4.0	(5, 1) 2.2																																			
40 Jon Coutlangus, L <div>ERA: 3.99</div>	(7, 1) 0.1	(7, 1) 1.0	(7, 1) 4.0	(7, 1) 2.2	(7, 1) 0.1	(7, 1) 1.0	(7, 1) 4.0	(7, 1) 2.2	(7, 1) 0.1	(7, 1) 1.0	(7, 1) 4.0	(7, 1) 2.2	(7, 1) 0.1	(7, 1) 1.0	(7, 1) 4.0	(7, 1) 2.2	(7, 1) 0.1																																			
51 Jared Burton, R <div>ERA: 4.08</div>	(8, 1) 1.0	(8, 1) 4.0	(8, 1) 2.2	(8, 1) 0.1	(8, 1) 1.0	(8, 1) 4.0	(8, 1) 2.2	(8, 1) 0.1	(8, 1) 1.0	(8, 1) 4.0	(8, 1) 2.2	(8, 1) 0.1	(8, 1) 1.0	(8, 1) 4.0	(8, 1) 2.2	(8, 1) 0.1	(8, 1) 1.0																																			



Batter	1				2				3				4				5				6				7				8				9				AB R H RBI BB SO LOB								BOTTOM																																																																																											
<div>Felipe Lopez, S<div>OBP: 0.301, SLG: 0.350</div></div> <div>(1, 6)</div> <div>CX</div>	<div>0-1</div> <div><div><div>10</div><div>G4-3</div></div><div>21</div><div>1B</div></div> <div>2B</div> <div><div><div></div><div></div><div></div></div></div>				<div>4-1</div> <div><div><div>10</div><div>2B</div></div></div> <div>BB</div> <div><div><div></div><div></div><div></div></div></div>								<div>B</div> <div>C</div> <div>S</div> <div>B</div> <div>X</div>				<div>2-2</div> <div><div><div>G4-3</div></div></div> <div><div><div></div><div></div><div></div></div></div>								<div>B</div> <div>C</div> <div>C</div> <div>B</div> <div>F</div> <div>X</div>				<div>2-2</div> <div><div><div>G4-3</div></div></div> <div><div><div></div><div></div><div></div></div></div>				<div>C</div> <div>B</div> <div>X</div>				<div>1-1</div> <div><div><div>G6-3</div></div></div> <div><div><div></div><div></div><div></div></div></div>								<div>4</div> <div>2</div> <div>1</div> <div>0</div> <div>1</div> <div>0</div> <div>1</div>								<div>Cincinnati Reds @ Washington Nationals</div> <div>Robert F. Kennedy Memorial Stadium, Washington, DC</div> <div>Wed Aug 01 2007, 7:05 PM EDT</div> <div>Att. 28,944 - Partly Cloudy - 88 F</div> <div>livebaseballscorecards.com</div>																																																																																			
<div>10 Ronnie Belliard, R<div>OBP: 0.343, SLG: 0.424</div></div> <div>(1, 4)</div> <div>XX</div>	<div>0-0</div> <div><div><div>G4-3</div></div></div> <div>2-3</div> <div><div><div></div><div></div><div></div></div></div>				<div>2-2</div> <div><div><div>25</div><div>HR</div></div></div> <div>2B</div> <div><div><div></div><div></div><div></div></div></div>								<div>X</div>				<div>0-0</div> <div><div><div>G6-3</div></div></div> <div><div><div></div><div></div><div></div></div></div>								<div>B</div> <div>B</div> <div>C</div> <div>B</div>				<div>4-1</div> <div><div><div></div><div></div><div></div></div></div> <div>BB</div> <div><div><div></div><div></div><div></div></div></div>								<div>3</div> <div>1</div> <div>1</div> <div>1</div> <div>1</div> <div>0</div> <div>1</div>																																																																																																			
<div>11 Ryan Zimmerman, R<div>OBP: 0.315, SLG: 0.430</div></div> <div>(1, 5)</div> <div>DBBCCB</div>	<div>4-1</div> <div><div><div>21</div><div>1B</div></div><div>25</div><div>2B</div></div> <div>BB</div> <div><div><div></div><div></div><div></div></div></div>				<div>3-2</div> <div><div><div>G6-3</div></div></div> <div><div><div></div><div></div><div></div></div></div>								<div>B</div> <div>X</div>				<div>1-0</div> <div><div><div>21</div><div>1B</div></div></div> <div>1B</div> <div><div><div></div><div></div><div></div></div></div>								<div>1</div> <div>B</div> <div>B</div> <div>F</div> <div>S</div> <div>X</div>				<div>2-2</div> <div><div><div>L8</div></div></div> <div><div><div></div><div></div><div></div></div></div>								<div>3</div> <div>1</div> <div>1</div> <div>0</div> <div>1</div> <div>0</div> <div>2</div>																																																																																																			
<div>21 Dmitri Young, S<div>OBP: 0.382, SLG: 0.496</div></div> <div>(1, 3)</div> <div>BX</div>	<div>1-0</div> <div><div><div>25</div><div>2B</div></div><div>1B</div></div> <div>1B</div> <div><div><div></div><div></div><div></div></div></div>				<div>1-3</div> <div><div><div>K</div></div></div> <div><div><div></div><div></div><div></div></div></div>								<div>C</div> <div>B</div> <div>X</div>				<div>1-1</div> <div><div><div></div><div></div><div></div></div></div> <div>1-2</div> <div><div><div></div><div></div><div></div></div></div> <div>1B</div> <div><div><div></div><div></div><div></div></div></div>								<div>F</div> <div>S</div> <div>B</div> <div>B</div> <div>L</div> <div>X</div>				<div>2-2</div> <div><div><div>L9</div></div></div> <div><div><div></div><div></div><div></div></div></div>								<div>4</div> <div>1</div> <div>2</div> <div>1</div> <div>0</div> <div>1</div> <div>1</div>																																																																																																			
<div>25 Austin Kearns, R<div>OBP: 0.336, SLG: 0.384</div></div> <div>(1, 9)</div> <div>BCCBFFX</div>	<div>3-2</div> <div><div><div>1B</div></div></div> <div>2B</div> <div><div><div></div><div></div><div></div></div></div>				<div>2-0</div> <div><div><div>HR</div></div></div> <div><div><div></div><div></div><div></div></div></div>								<div>C</div> <div>X</div>				<div>0-1</div> <div><div><div>G5-3</div></div></div> <div><div><div></div><div></div><div></div></div></div>								<div>C</div> <div>X</div>				<div>0-1</div> <div><div><div>F7</div></div></div> <div><div><div></div><div></div><div></div></div></div>								<div>4</div> <div>2</div> <div>2</div> <div>3</div> <div>0</div> <div>0</div> <div>2</div>																																																																																																			
<div>Ryan Church, L<div>OBP: 0.340, SLG: 0.423</div></div> <div>(1, 7)</div> <div>FX</div>	<div>0-1</div> <div><div><div>26</div><div>FC5</div></div><div>1B</div></div> <div>1B</div> <div><div><div></div><div></div><div></div></div></div>				<div>3-3</div> <div><div><div>K</div></div></div> <div><div><div></div><div></div><div></div></div></div>								<div>S</div> <div>B</div> <div>X</div>				<div>1-1</div> <div><div><div>G4-6-3</div></div></div> <div>1B</div> <div><div><div></div><div></div><div></div></div></div>								<div>X</div>				<div>0-0</div> <div><div><div>G3</div></div></div> <div><div><div></div><div></div><div></div></div></div>								<div>4</div> <div>0</div> <div>2</div> <div>2</div> <div>0</div> <div>1</div> <div>0</div>																																																																																																			
<div>Ryan Langerhans, L<div>OBP: 0.267, SLG: 0.285</div></div> <div>(8, 7)</div> <div>XX</div>	<div>2-H</div> <div>3-H</div>																																<div>0</div> <div>0</div> <div>0</div> <div>0</div> <div>0</div> <div>0</div> <div>0</div>																																																																																																							
<div>Brian Schneider, L<div>OBP: 0.307, SLG: 0.314</div></div> <div>(1, 2)</div> <div>FCDDFFFX</div>	<div>2-2</div> <div><div><div>F9</div></div></div> <div><div><div></div><div></div><div></div></div></div>								<div>B</div> <div>B</div> <div>C</div> <div>B</div> <div>B</div> <div>B</div> <div>X</div>				<div>3-3</div> <div><div><div>K</div></div></div> <div><div><div></div><div></div><div></div></div></div>								<div>C</div> <div>S</div> <div>S</div> <div>G</div> <div>X</div>				<div>1-2</div> <div><div><div>G4-6-3</div></div></div> <div><div><div></div><div></div><div></div></div></div>								<div>X</div>				<div>0-0</div> <div><div><div></div><div></div><div></div></div></div> <div>2B</div> <div><div><div></div><div></div><div></div></div></div>								<div>4</div> <div>0</div> <div>1</div> <div>0</div> <div>0</div> <div>1</div> <div>2</div>								<div>AB</div> <div>34</div>																																																																																			
<div>Nook Logan, S<div>OBP: 0.299, SLG: 0.340</div></div> <div>(1, 8)</div> <div>CBCCFX</div>	<div>1-2</div> <div><div><div>26</div><div>FC5</div></div><div>1B</div></div> <div>1B</div> <div><div><div></div><div></div><div></div></div></div>								<div>X</div>				<div>0-0</div> <div><div><div>26</div><div>B5-6-3</div></div></div> <div>1B</div> <div><div><div></div><div></div><div></div></div></div>								<div>C</div> <div>S</div> <div>S</div> <div>B</div> <div>X</div>				<div>1-3</div> <div><div><div>K</div></div></div> <div><div><div></div><div></div><div></div></div></div>								<div>C</div> <div>B</div> <div>C</div> <div>F</div>				<div>1-3</div> <div><div><div>K</div></div></div> <div><div><div></div><div></div><div></div></div></div>								<div>4</div> <div>0</div> <div>2</div> <div>0</div> <div>0</div> <div>2</div> <div>1</div>								<div>R</div> <div>7</div>																																																																																			
<div>26 John Lannan, L<div>49 Chris Schroder, R<div>34 Ray King, L<div>Jon Rauch, R<div>3 Jesus Flores, R<div>Luis Ayala, R</div></div></div></div></div><div>(1, 1)</div><div>(6, 1)</div><div>(8, 1)</div><div>(8, 1)</div><div>(8, PH)</div><div>(9, 1)</div><div>CF</div><div>X</div></div>	<div>0-2</div> <div><div><div>FC5</div></div></div> <div>1-2</div> <div>2-3f</div>								<div>L</div> <div>X</div>				<div>0-1</div> <div><div><div>B5-6-3</div></div></div> <div>1-2f</div> <div><div><div></div><div></div><div></div></div></div>								<div>C</div> <div>X</div>				<div>0-1</div> <div><div><div>P6</div></div></div> <div><div><div></div><div></div><div></div></div></div>								<div>S</div> <div>B</div> <div>C</div> <div>B</div> <div>S</div>				<div>1-3</div> <div><div><div>K</div></div></div> <div><div><div></div><div></div><div></div></div></div>								<div>2</div> <div>0</div> <div>0</div> <div>0</div> <div>0</div> <div>0</div> <div>3</div>								<div>H</div> <div>12</div>																																																																																			
																																									<div>0</div> <div>0</div> <div>0</div> <div>0</div> <div>0</div> <div>0</div> <div>0</div>								<div>RBI</div> <div>7</div>																																																																																							
<div>Inning Stats</div>	<div>R: 4</div> <div>E: 0</div> <div>K: 0</div> <div>S: 23</div>				<div>H: 5</div> <div>LOB: 2</div> <div>BB: 1</div> <div>P: 34</div>				<div>R: 3</div> <div>E: 0</div> <div>K: 2</div> <div>S: 15</div>				<div>H: 2</div> <div>LOB: 0</div> <div>BB: 1</div> <div>P: 30</div>				<div>R: 0</div> <div>E: 0</div> <div>K: 1</div> <div>S: 6</div>				<div>H: 1</div> <div>LOB: 0</div> <div>BB: 0</div> <div>P: 9</div>				<div>R: 0</div> <div>E: 0</div> <div>K: 0</div> <div>S: 9</div>				<div>H: 2</div> <div>LOB: 2</div> <div>BB: 0</div> <div>P: 13</div>				<div>R: 0</div> <div>E: 0</div> <div>K: 1</div> <div>S: 9</div>				<div>H: 1</div> <div>LOB: 0</div> <div>BB: 0</div> <div>P: 12</div>				<div>R: 0</div> <div>E: 0</div> <div>K: 0</div> <div>S: 10</div>				<div>H: 0</div> <div>LOB: 1</div> <div>BB: 1</div> <div>P: 18</div>				<div>R: 0</div> <div>E: 0</div> <div>K: 0</div> <div>S: 7</div>				<div>H: 0</div> <div>LOB: 0</div> <div>BB: 0</div> <div>P: 9</div>				<div>R: 0</div> <div>E: 0</div> <div>K: 2</div> <div>S: 10</div>				<div>H: 1</div> <div>LOB: 1</div> <div>BB: 0</div> <div>P: 13</div>				<div>1B: 7</div> <div>2B: 4</div> <div>3B: 0</div> <div>HR: 1</div>				<div>SF: 0</div> <div>SAC: 0</div> <div>DP: 2</div> <div>HBP: 0</div>				<div>WP: 0</div> <div>PB: 0</div> <div>SB: 0</div> <div>CS: 0</div>								<div>PA: 37</div>																																																							
<div>PITCHER</div> <div>61 Bronson Arroyo, R<div>ERA: 4.72</div></div> <div>Mike Gosling, L<div>ERA: 3.98</div></div> <div>54 Elizardo Ramirez, R<div>ERA:</div></div> <div>Mike Stanton, L<div>ERA: 5.11</div></div> <div>40 Jon Coutianguis, L<div>ERA: 3.79</div></div>	<div>IP</div> <div>1.2</div> <div>2.1</div> <div>2.0</div> <div>1.0</div> <div>1.0</div>				<div>WLS</div> <div>L</div> <div></div> <div></div> <div></div>				<div>BF</div> <div>14</div> <div>9</div> <div>7</div> <div>3</div> <div>4</div>				<div>H</div> <div>7</div> <div>3</div> <div>1</div> <div>0</div> <div>1</div>				<div>R</div> <div>7</div> <div>0</div> <div>0</div> <div>0</div> <div>0</div>				<div>ER</div> <div>7</div> <div>0</div> <div>0</div> <div>0</div> <div>0</div>				<div>SO</div> <div>1</div> <div>2</div> <div>1</div> <div>0</div> <div>2</div>				<div>BB</div> <div>2</div> <div>0</div> <div>1</div> <div>0</div> <div>0</div>				<div>IBB</div> <div>0</div> <div>0</div> <div>0</div> <div>0</div> <div>0</div>				<div>HBP</div> <div>0</div> <div>0</div> <div>0</div> <div>0</div> <div>0</div>				<div>BLK</div> <div>0</div> <div>0</div> <div>0</div> <div>0</div> <div>0</div>				<div>WP</div> <div>0</div> <div>0</div> <div>0</div> <div>0</div> <div>0</div>				<div>HR</div> <div>1</div> <div>0</div> <div>0</div> <div>0</div> <div>0</div>				<div>S</div> <div>35</div> <div>18</div> <div>19</div> <div>7</div> <div>10</div>				<div>P</div> <div>58</div> <div>28</div> <div>30</div> <div>9</div> <div>13</div>				<div>ERA</div> <div>37.80</div> <div>0.00</div> <div>0.00</div> <div>0.00</div> <div>0.00</div>				<div>WHIP</div> <div>5.400</div> <div>1.286</div> <div>1.000</div> <div>0.000</div> <div>1.000</div>				<div>IP</div> <div></div> <div></div> <div></div> <div></div> <div></div>				<div>WLS</div> <div></div> <div></div> <div></div> <div></div> <div></div>				<div>BF</div> <div></div> <div></div> <div></div> <div></div> <div></div>				<div>H</div> <div></div> <div></div> <div></div> <div></div> <div></div>				<div>R</div> <div></div> <div></div> <div></div> <div></div> <div></div>				<div>ER</div> <div></div> <div></div> <div></div> <div></div> <div></div>				<div>SO</div> <div></div> <div></div> <div></div> <div></div> <div></div>				<div>BB</div> <div></div> <div></div> <div></div> <div></div> <div></div>				<div>IBB</div> <div></div> <div></div> <div></div> <div></div> <div></div>				<div>HBP</div> <div></div> <div></div> <div></div> <div></div> <div></div>				<div>BLK</div> <div></div> <div></div> <div></div> <div></div> <div></div>				<div>WP</div> <div></div> <div></div> <div></div> <div></div> <div></div>				<div>HR</div> <div></div> <div></div> <div></div> <div></div> <div></div>				<div>S</div> <div></div> <div></div> <div></div> <div></div> <div></div>				<div>P</div> <div></div> <div></div> <div></div> <div></div> <div></div>				<div>ERA</div> <div></div> <div></div> <div></div> <div></div> <div></div>				<div>WHIP</div> <div></div> <div></div> <div></div> <div></div> <div></div>			

[illegible]

Batter	1				2				3				4				5				6				7				8				9				AB R H RBI BB SO LOB								BOTTOM														
<div>Felipe Lopez, S<div>OBP: 0.303, SLG: 0.351</div><div>(1, 6)</div></div>	<div>1-3</div> <div>K</div> <div>①</div>								<div>3-2</div> <div>G4-3</div> <div>①</div>								<div>3-2</div> <div>1-H</div> <div>2B</div>								<div>2-1</div> <div>F7</div> <div>①</div>								<div>1-2</div> <div>FC4-6</div> <div>10 1B</div> <div>11 1B</div> <div>1-2f</div>				5 1 1 1 0 1 4								<div>St. Louis Cardinals @ Washington Nationals</div> <div>Robert F. Kennedy Memorial Stadium, Washington, DC</div> <div>Fri Aug 03 2007, 7:05 PM EDT</div> <div>Att. 27,992 - Cloudy - 90 F</div> <div>livebaseballscorecards.com</div>														
<div>10 Ronnie Belliard, R<div>OBP: 0.347, SLG: 0.430</div><div>(1, 4)</div></div>	<div>1-0</div> <div>G5-3</div> <div>②</div>								<div>3-2</div> <div>G6-3</div> <div>②</div>								<div>1-1</div> <div>L6</div> <div>③</div>								<div>0-0</div> <div>SF9</div> <div>②</div>				<div>2-2</div> <div>11 1B</div> <div>1B</div> <div>1-2</div>				4 0 1 1 0 0 1																										
<div>11 Ryan Zimmerman, R<div>OBP: 0.321, SLG: 0.438</div><div>(1, 5)</div></div>	<div>3-2</div> <div>25 BB</div> <div>21 1B</div> <div>1B</div>								<div>2-2</div> <div>P4</div> <div>③</div>								<div>1-2</div> <div>21 G3</div> <div>2B</div>				<div>1-0</div> <div>FC5-4</div> <div>③</div>				<div>1-1</div> <div>1B</div> <div>1-2</div> <div>2-H</div>				5 0 3 1 0 0 3																														
<div>21 Dmitri Young, S<div>OBP: 0.383, SLG: 0.494</div><div>(1, 3)</div></div> <div>Robert Fick, L<div>OBP: 0.283, SLG: 0.230</div><div>(8, 3)</div></div>	<div>0-1</div> <div>25 BB</div> <div>1-2</div> <div>1B</div>								<div>1-1</div> <div>G6-3</div> <div>①</div>								<div>2-3</div> <div>G3</div> <div>①</div>								<div>4-2</div> <div>3 FC5-4</div> <div>BB</div>				3 0 1 0 0 0 1 0 0 0 0 1 0 0																														
<div>25 Austin Kearns, R<div>OBP: 0.336, SLG: 0.379</div><div>(1, 9)</div></div>	<div>4-2</div> <div>1-2</div> <div>2-3</div> <div>BB</div>								<div>1-1</div> <div>G6-3</div> <div>②</div>								<div>4-1</div> <div>G4-6-3</div> <div>BB</div>								<div>2-2</div> <div>F8</div> <div>①</div>				2 0 0 0 2 0 1																														
<div>Ryan Church, L<div>OBP: 0.338, SLG: 0.422</div><div>(1, 7)</div></div> <div>3 Jesus Flores, R<div>OBP: 0.318, SLG: 0.354</div><div>(8, 2)</div></div>	<div>3-3</div> <div>K</div> <div>③</div>								<div>1-2</div> <div>G3</div> <div>③</div>								<div>0-0</div> <div>G4-6-3</div> <div>③</div>								<div>1-1</div> <div>FC5-4</div> <div>1B</div> <div>1-2f</div>				3 0 0 0 0 1 5 1 0 0 0 0 0 1																														
<div>Brian Schneider, L<div>OBP: 0.313, SLG: 0.316</div><div>(1, 2)</div></div> <div>Ryan Langerhans, L<div>OBP: 0.271, SLG: 0.289</div><div>(7, PR)</div></div>					<div>4-0</div> <div>G6-4-3</div> <div>BB</div>								<div>0-2</div> <div>FC5-4</div> <div>1B</div>								<div>4-0</div> <div>BB</div> <div>10 SF9</div> <div>1B</div> <div>BB</div>				<div>3-2</div> <div>1-3</div> <div>1B</div>				1 0 1 0 2 0 0 1 1 1 0 0 0 0								<div>AB 32</div> <div>R 3</div> <div>H 10</div> <div>RBI 3</div> <div>BB 6</div> <div>SO 5</div> <div>LOB 21</div>																						
<div>Nook Logan, S<div>OBP: 0.297, SLG: 0.331</div><div>(1, 8)</div></div>					<div>3-2</div> <div>G6-4-3</div> <div>①</div> <div>②</div>								<div>0-3</div> <div>K</div> <div>①</div>								<div>1-1</div> <div>10 SF9</div> <div>BB</div> <div>1B</div>				<div>1-3</div> <div>K2-3</div> <div>③</div>				4 0 1 0 0 2 4																														
<div>Tim Redding, R<div>OBP: 0.100, SLG: 0.100</div><div>(1, 1)</div></div> <div>34 Ray King, L<div>OBP: 0.340, SLG: 0.256</div><div>(7, PH)</div></div> <div>D'Angelo Jimenez, S<div>OBP: 0.340, SLG: 0.256</div><div>(7, PH)</div></div> <div>Jon Rauch, R<div>OBP: 0.313, SLG: 0.246</div><div>(8, 1)</div></div> <div>32 Chad Cordero, R<div>OBP: 0.313, SLG: 0.246</div><div>(9, 1)</div></div> <div>Tony Batista, R<div>OBP: 0.313, SLG: 0.246</div><div>(9, PH)</div></div>					<div>1-3</div> <div>K</div> <div>③</div>								<div>1-2</div> <div>FC5-4</div> <div>WP</div> <div>2B</div> <div>1-2f</div>								<div>4-1</div> <div>11 FC5-4</div> <div>BB</div> <div>1-2</div> <div>2-3</div>				<div>0-1</div> <div>FC4-6</div> <div>1B</div>				2 1 0 0 0 1 1 0 0 0 0 0 0 0 0 0 0 0 1 0 0 0 0 0 0 0 0 0 0 0 0 0 0 0 0 1 0 1 0 0 0 0								<div>Washington Nationals</div>																						
Inning Stats	R: 0 E: 0 K: 2 S: 17		H: 2 LOB: 3 BB: 1 P: 29		R: 0 E: 0 K: 1 S: 7		H: 0 LOB: 0 BB: 1 P: 15		R: 0 E: 0 K: 0 S: 10		H: 0 LOB: 0 BB: 0 P: 18		R: 0 E: 0 K: 0 S: 7		H: 0 LOB: 0 BB: 0 P: 10		R: 1 E: 0 K: 1 S: 14		H: 2 LOB: 1 BB: 0 P: 19		R: 0 E: 0 K: 0 S: 7		H: 1 LOB: 1 BB: 1 P: 13		R: 1 E: 0 K: 0 S: 7		H: 1 LOB: 3 BB: 2 P: 19		R: 0 E: 0 K: 1 S: 16		H: 1 LOB: 2 BB: 1 P: 27		R: 1 E: 0 K: 0 S: 11		H: 3 LOB: 2 BB: 0 P: 15		1B: 8 2B: 2 3B: 0 HR: 0		SF: 1 SAC: 0 DP: 2 HBP: 0		WP: 1 PB: 0 SB: 0 CS: 0		PA: 39																
PITCHER	IP	WLS	BF	H	R	ER	SO	BB	IBB	HBP	BLK	WP	HR	S	P	ERA	WHIP	PITCHER																		IP	WLS	BF	H	R	ER	SO	BB	IBB	HBP	BLK	WP	HR	S	P	ERA	WHIP							
Kip Wells, R <div>ERA: 5.58</div> <div>(1, 1)</div>	6.0		27	6	2	2	4	5	0	0	0	1	0	65	116	3.00	1.833																																										
36 Russ Springer, R <div>ERA: 3.05</div> <div>(7, 1)</div>	1.0		3	0	0	0	0	0	0	0	0	0	0	4	7	0.00	0.000																																										
34 Randy Flores, L <div>ERA: 4.19</div> <div>(8, 1)</div>	1.0		5	1	0	0	1	1	0	0	0	0	0	16	27	0.00	2.000																																										
31 Ryan Franklin, R <div>ERA: 1.45</div> <div>(9, 1)</div>	0.1	L	4	3	1	1	0	0	0	0	0	0	0	11	15	27.00	9.000																																										

Batter	1												2				3				4				5				6				7				8				9				AB R H RBI BB SO LOB				TOP			
David Eckstein, R OBP: 0.339, SLG: 0.360	<div>2-1</div> <div>P6</div> <div>1</div>																<div>2-2</div> <div>F8</div> <div>2</div>								<div>1-2</div> <div>1B</div> <div>2-3</div>								<div>0-2</div> <div>FC3-6</div> <div>1B</div> <div>1-2f</div>								<div>1-3</div> <div>K</div> <div>2</div>				5 0 1 0 0 1 3				<div>St. Louis Cardinals @ Washington Nationals</div> <div>Robert F. Kennedy Memorial Stadium, Washington, DC</div> <div>Sat Aug 04 2007, 7:05 PM EDT</div> <div>Att. 29,252 - Partly Cloudy - 93 F</div>			
Jim Edmonds, L OBP: 0.308, SLG: 0.365	<div>0-0</div> <div>2B</div>																<div>1-3</div> <div>K</div> <div>3</div>								<div>1-1</div> <div>F9</div> <div>3</div>								<div>0-0</div> <div>1B</div> <div>1-2</div>								<div>4-1</div> <div>BB</div> <div>1-2</div> <div>2-3</div>				4 0 2 0 1 1 3							
27 Scott Rolen, R OBP: 0.343, SLG: 0.396	<div>2-2</div> <div>F8</div> <div>2</div>																				<div>4-0</div> <div>BB</div> <div>26</div> <div>L4-3</div>				<div>2-2</div> <div>43 BB</div> <div>16</div> <div>1B</div>				<div>1-3</div> <div>K</div> <div>3</div>								<div>3-2</div> <div>G5-3</div> <div>3</div>				4 0 1 0 1 1 6											
16 Chris Duncan, L OBP: 0.374, SLG: 0.544	<div>1-3</div> <div>K</div> <div>3</div>																								<div>2-0</div> <div>43 BB</div> <div>1B</div> <div>1-2</div>								<div>0-1</div> <div>L9</div> <div>1</div>								4 0 1 0 0 2 2											
26 Scott Spiezio, S OBP: 0.357, SLG: 0.398													<div>4-2</div> <div>BB</div> <div>4</div> <div>G4-3-6</div>												<div>2-0</div> <div>P5</div> <div>1</div>								<div>0-1</div> <div>43</div> <div>G6-3</div> <div>1B</div>				2 0 0 0 1 0 3															
46 Mike Maroth, L OBP: 0.214, SLG: 0.286																	<div>1-1</div> <div>P5</div> <div>1</div>								<div>4-1</div> <div>L5</div> <div>1</div>				<div>4-1</div> <div>4</div> <div>G5-4-3</div> <div>BB</div>								0 0 0 0 0 0 0															
48 Brad Thompson, R OBP: 0.158, SLG: 0.158																									<div>0-0</div> <div>G4-3</div> <div>2</div> <div>3</div>				<div>0-0</div> <div>G5-4-3</div> <div>2</div> <div>3</div> <div>1-2f</div>								0 0 0 0 0 0 0															
So Taguchi, R OBP: 0.357, SLG: 0.377																																	1 0 1 0 0 0 0																			
43 Juan Encarnacion, R OBP: 0.332, SLG: 0.448																																	3 0 0 0 1 0 2																			
Aaron Miles, S OBP: 0.328, SLG: 0.343																																	0 0 0 0 0 0 0																			
4 Yadier Molina, R OBP: 0.329, SLG: 0.314													<div>2-2</div> <div>G4-3-6</div> <div>2</div> <div>3</div> <div>1-2f</div>												<div>0-0</div> <div>G4-3</div> <div>2</div> <div>3</div>				<div>0-0</div> <div>G5-4-3</div> <div>2</div> <div>3</div> <div>1-2f</div>								<div>1-3</div> <div>K</div> <div>1</div>				4 0 0 0 0 1 4											
35 Joel Pineiro, R OBP: 0.301, SLG: 0.457																	<div>1-2</div> <div>F7</div> <div>1</div>								<div>4-2</div> <div>1B</div> <div>7</div> <div>1B</div> <div>BB</div>				<div>0-0</div> <div>FC3-6</div> <div>1B</div>								<div>1-1</div> <div>BB</div> <div>7</div> <div>E</div> <div>1B</div>				1 0 0 0 1 0 0											
47 Ryan Ludwick, R OBP: 0.301, SLG: 0.457																													<div>0-1</div> <div>F7</div> <div>1</div>								<div>1-0</div> <div>E3</div> <div>BB</div> <div>1-2</div>				2 0 2 0 0 0 0											
7 Adam Kennedy, L OBP: 0.289, SLG: 0.302																	<div>0-1</div> <div>HR</div>																								4 1 2 1 0 0 2											
Inning Stats	R: 0 E: 0 K: 1 S: 10		H: 1 LOB: 1 BB: 0 P: 15		R: 0 E: 0 K: 0 S: 8		H: 0 LOB: 0 BB: 1 P: 15		R: 1 E: 0 K: 1 S: 15		H: 1 LOB: 0 BB: 0 P: 19		R: 0 E: 0 K: 1 S: 6		H: 0 LOB: 0 BB: 1 P: 13		R: 0 E: 0 K: 0 S: 13		H: 2 LOB: 3 BB: 1 P: 22		R: 0 E: 0 K: 0 S: 8		H: 2 LOB: 2 BB: 1 P: 18		R: 0 E: 0 K: 1 S: 12		H: 2 LOB: 2 BB: 0 P: 13		R: 0 E: 0 K: 0 S: 6		H: 1 LOB: 0 BB: 0 P: 7		R: 0 E: 1 K: 2 S: 14		H: 1 LOB: 3 BB: 1 P: 25		1B: 8 2B: 2 3B: 0 HR: 1		SF: 0 SAC: 0 DP: 4 HBP: 0		WP: 0 PB: 0 SB: 0 CS: 0		PA: 39									
PITCHER	IP	WLS	BF	H	R	ER	SO	BB	IBB	HBP	BLK	WP	HR	S	P	ERA	WHIP	PITCHER												IP	WLS	BF	H	R	ER	SO	BB	IBB	HBP	BLK	WP	HR	S	P	ERA	WHIP						
38 Joel Hanrahan, R ERA: 3.27	(1, 1)	5.0	W	22	6	1	1	3	3	0	0	0	0	1	57	93	1.80	1.800																																		
52 Saul Rivera, R ERA: 3.41	(6, 1)	1.0	H	3	0	0	0	1	0	0	0	0	0	3	9	0.00	1.000																																			
40 Billy Traber, L ERA: 4.66	(7, 1)	2.0		8	3	0	0	1	0	0	0	0	0	18	20	0.00	1.500																																			
49 Chris Schroder, R ERA: 1.19	(9, 1)	1.0		6	1	0	0	2	1	0	0	0	0	14	25	0.00	2.000																																			

Batter	1				2				3				4				5				6				7				8				9				AB R H RBI BB SO LOB				BOTTOM													
<div>Felipe Lopez, S OBP: 0.305, SLG: 0.351</div> <div>D'Angelo Jimenez, S OBP: 0.333, SLG: 0.250</div> <div>(1, 6) (7, PH) (8, 6)</div>	<div>1-2</div> <div>G4-3</div> <div>①</div>								<div>4-2</div> <div>BB</div> <div>FC6-4</div> <div>10</div>				<div>1-1</div> <div>BB</div> <div>1B</div> <div>10</div> <div>E</div>								<div>2-0</div> <div>E4</div> <div>11</div> <div>HR</div> <div>1-3</div>				<div>0-0</div> <div>F8</div> <div>②</div>												<div>3 1 1 0 1 0 1</div> <div>1 0 0 0 0 0 1</div>				<div>St. Louis Cardinals @ Washington Nationals</div> <div>Robert F. Kennedy Memorial Stadium, Washington, DC</div> <div>Sat Aug 04 2007, 7:05 PM EDT</div> <div>Att. 29,252 - Partly Cloudy - 93 F</div>													
<div>10 Ronnie Belliard, R OBP: 0.342, SLG: 0.425</div>	<div>0-1</div> <div>G6-3</div> <div>②</div>								<div>1-1</div> <div>FC6-4</div> <div>1-2f</div>				<div>3-1</div> <div>G5-3</div> <div>③</div>								<div>1-2</div> <div>SF8</div> <div>②</div>				<div>1-0</div> <div>F8</div> <div>③</div>				<div>4 0 0 1 0 0 4</div>																									
<div>11 Ryan Zimmerman, R OBP: 0.322, SLG: 0.451</div>	<div>2-2</div> <div>F9</div> <div>③</div>												<div>3-1</div> <div>HR</div>				<div>0-2</div> <div>G5-3</div> <div>①</div>				<div>1-1</div> <div>HR</div> <div>1-H</div>				<div>0-1</div> <div>G5-3</div> <div>①</div>				<div>5 2 2 3 0 0 0</div>																									
<div>21 Dmitri Young, S OBP: 0.387, SLG: 0.500</div> <div>40 Billy Traber, L</div> <div>Ryan Langerhans, L OBP: 0.269, SLG: 0.287</div> <div>(1, 3) (7, 1) (8, PH) (9, 9)</div>					<div>1-1</div> <div>G4-6-3</div> <div>1B</div>								<div>0-0</div> <div>FC5-4</div> <div>25</div> <div>1B</div>				<div>2-0</div> <div>G6-3</div>				<div>1-0</div> <div>2B</div>				<div>3-1</div> <div>F9</div> <div>②</div>				<div>4 0 3 0 0 0 0</div> <div>0 0 0 0 0 0 0</div> <div>1 0 0 0 0 0 0</div>																									
<div>25 Austin Kearns, R OBP: 0.332, SLG: 0.375</div> <div>49 Chris Schroder, R</div> <div>(1, 9) (9, 1)</div>					<div>0-3</div> <div>K</div> <div>①</div>								<div>2-1</div> <div>FC5-4</div> <div>1B</div> <div>1-2f</div>				<div>1-3</div> <div>K2-3</div>				<div>1-3</div> <div>K</div> <div>③</div>				<div>0-1</div> <div>G6-3</div> <div>③</div>				<div>5 1 0 0 0 3 3</div> <div>0 0 0 0 0 0 0</div>																									
<div>Ryan Church, L OBP: 0.338, SLG: 0.420</div>	<div>1-1</div> <div>G4-6-3</div> <div>②</div> <div>③</div>								<div>1-1</div> <div>L9</div> <div>②</div>								<div>0-1</div> <div>P6</div> <div>①</div>				<div>0-0</div> <div>HR</div> <div>1B</div>				<div>4 1 1 0 0 0 2</div>																													
<div>Brian Schneider, L OBP: 0.318, SLG: 0.333</div>									<div>2-2</div> <div>G4-3</div> <div>①</div>				<div>4-0</div> <div>1B</div> <div>38</div> <div>2B</div> <div>BB</div> <div>1-2</div>								<div>0-0</div> <div>2B</div> <div>2B</div>				<div>0-0</div> <div>HR</div> <div>1-H</div>				<div>3 3 2 2 1 0 0</div>																									
<div>Nook Logan, S OBP: 0.313, SLG: 0.350</div>									<div>1-0</div> <div>SH3-4</div> <div>38</div> <div>1B</div>				<div>1-0</div> <div>SH</div> <div>38</div> <div>2B</div> <div>1B</div> <div>1-3</div> <div>2-H</div>								<div>0-1</div> <div>1B</div> <div>2B</div> <div>2-H</div>				<div>4-0</div> <div>BB</div>				<div>3 2 3 2 1 0 0</div>																									
<div>38 Joel Hanrahan, R OBP: 0.500, SLG: 1.250</div> <div>52 Saul Rivera, S</div> <div>Tony Batista, R OBP: 0.319, SLG: 0.254</div> <div>(1, 1) (6, 1) (6, PH) (7, 3)</div>									<div>2-1</div> <div>SH3-4</div> <div>②</div>				<div>1-1</div> <div>1B</div> <div>10</div> <div>E</div> <div>2B</div> <div>1-H</div> <div>3-H</div>								<div>2-2</div> <div>E</div> <div>10</div> <div>SF8</div> <div>1B</div> <div>2-H</div>				<div>1-3</div> <div>K</div> <div>①</div>				<div>1 1 1 2 0 0 0</div> <div>0 0 0 0 0 0 0</div> <div>2 1 1 1 0 1 1</div>																									
Inning Stats	R: 0 E: 0 K: 0 S: 8		H: 0 LOB: 0 BB: 0 P: 11		R: 0 E: 0 K: 1 S: 7		H: 1 LOB: 0 BB: 0 P: 9		R: 0 E: 0 K: 0 S: 12		H: 1 LOB: 2 BB: 1 P: 21		R: 5 E: 1 K: 0 S: 14		H: 5 LOB: 1 BB: 1 P: 29		R: 0 E: 0 K: 1 S: 8		H: 0 LOB: 0 BB: 0 P: 11		R: 5 E: 1 K: 1 S: 20		H: 5 LOB: 1 BB: 0 P: 28		R: 2 E: 0 K: 1 S: 7		H: 2 LOB: 1 BB: 1 P: 13		R: 0 E: 0 K: 0 S: 6		H: 0 LOB: 0 BB: 0 P: 9		1B: 7 2B: 4 3B: 0 HR: 3		SF: 1 SAC: 1 DP: 1 HBP: 0		WP: 0 PB: 0 SB: 1 CS: 0		PA: 41															
PITCHER	IP	WLS	BF	H	R	ER	SO	BB	IBB	HBP	BLK	WP	HR	S	P	ERA	WHIP	PITCHER																		IP	WLS	BF	H	R	ER	SO	BB	IBB	HBP	BLK	WP	HR	S	P	ERA	WHIP		
35 Joel Pineiro, R ERA: 5.31	(1, 1)	5.0	L	23	7	5	4	2	2	0	0	0	1	49	81	7.20	1.800																																					
46 Mike Maroth, L ERA: 6.79	(6, 1)	0.2		8	5	5	2	0	0	0	0	0	1	17	24	27.00	7.500																																					
48 Brad Thompson, R ERA: 5.21	(6, 1)	1.1		7	2	2	2	2	1	0	0	0	1	10	17	13.50	2.250																																					
Aaron Miles, R ERA:	(8, 1)	1.0		3	0	0	0	0	0	0	0	0	0	6	9	0.00	0.000																																					

Batter	1		2		3		4		5		6		7		8		9		AB	R	H	RBI	BB	SO	LOB	BOTTOM
<div>Felipe Lopez, S<div>(1, 6)</div><div>OBP: 0.305, SLG: 0.349</div><div>D'Angelo Jimenez, S<div>(6, 6)</div><div>OBP: 0.340, SLG: 0.244</div></div></div>	<div>4-0</div> <div></div> <div><div>C</div><div>X</div></div>	<div>0-1</div> <div><div>FC6-4</div><div></div><div><div>1-2f</div></div></div> <div><div>C</div><div>X</div></div>		<div>0-1</div> <div><div>F8</div><div></div><div><div>C</div><div>X</div></div></div>		<div>2-2</div> <div><div>G5-3</div><div></div><div><div>C</div><div>B</div><div>B</div><div>B</div><div>B</div><div>C</div><div>C</div><div>C</div><div>B</div></div></div>	<div>4-2</div> <div><div><div>11</div><div>1B</div></div><div><div>21</div><div>2B</div></div></div> <div><div>BB</div></div>	<div>2 0 0 0 1 0 2</div> <div>1 1 0 0 1 0 0</div>	<div>St. Louis Cardinals @ Washington Nationals</div> <div>Robert F. Kennedy Memorial Stadium, Washington, DC</div> <div>livebaseballscorecards.com</div> <div><div>AB33</div><div>R6</div><div>H12</div><div>RBI6</div><div>BB4</div><div>SO8</div><div>LOB18</div></div> <div></div>																	
<div>10 Ronnie Belliard, R<div>(1, 4)</div><div>OBP: 0.341, SLG: 0.423</div></div>	<div>0-1</div> <div><div>SH3</div><div></div><div><div>1-2</div></div></div> <div><div>C</div><div>X</div></div>		<div>0-0</div> <div><div>G6-3</div><div></div><div><div>B</div><div>F</div><div>B</div><div>F</div><div>X</div></div></div>	<div>2-2</div> <div><div>G1-3</div><div></div><div><div>B</div><div>F</div><div>B</div><div>F</div><div>X</div></div></div>	<div>1-2</div> <div><div><div>11</div><div>FC6-4</div></div><div><div>1B</div></div></div> <div><div>B</div><div>C</div><div>F</div><div>X</div></div>	<div>3-2</div> <div><div>K</div></div> <div><div>2-3</div></div>	<div>4 0 1 0 0 1 2</div>																			
<div>11 Ryan Zimmerman, R<div>(1, 5)</div><div>OBP: 0.324, SLG: 0.455</div></div>	<div>2-3</div> <div><div></div><div><div>B</div><div>C</div><div>S</div><div>D</div><div>C</div><div>O</div></div></div>		<div>3-1</div> <div><div><div>21</div><div>2B</div></div><div><div>2B</div></div></div> <div><div>B</div><div>S</div><div>B</div><div>B</div><div>X</div></div>	<div>0-1</div> <div><div></div><div><div>B</div><div>X</div></div></div>	<div>1-0</div> <div><div><div>FC6-4</div><div></div></div><div><div>B</div><div>X</div></div></div>	<div>0-2</div> <div><div><div>21</div><div>2B</div></div><div><div>1B</div></div></div> <div><div>C</div><div>S</div><div>F</div><div>F</div><div>F</div><div>F</div><div>X</div></div>	<div>1-2</div> <div><div><div>21</div><div>2B</div></div><div><div>1B</div></div></div> <div><div>3-H</div></div>	<div>5 2 3 1 0 1 2</div>																		
<div>21 Dmitri Young, S<div>(1, 3)</div><div>OBP: 0.390, SLG: 0.507</div><div>32 Chad Cordero, R<div>(9, 1)</div></div></div>	<div>1-3</div> <div><div></div><div><div>F</div><div>B</div><div>F</div><div>C</div></div></div>		<div>1-1</div> <div><div><div>3</div><div>HBP</div></div><div><div>1B</div></div><div><div>2B</div></div></div> <div><div>F</div><div>B</div><div>X</div></div>	<div>0-3</div> <div><div>K</div></div> <div><div>F</div><div>F</div><div>1</div><div>S</div><div>F</div><div>S</div></div>		<div>1-0</div> <div><div></div><div><div>B</div><div>X</div></div></div>	<div>0-0</div> <div><div><div>25</div><div>1B</div></div><div><div>2B</div></div></div> <div><div>1-H</div><div>2-H</div></div>	<div>5 1 3 3 0 2 2</div> <div>0 0 0 0 0 0 0</div>																		
<div>25 Austin Kearns, R<div>(1, 9)</div><div>OBP: 0.330, SLG: 0.373</div></div>		<div>2-2</div> <div><div>G6-3</div><div></div><div><div>C</div><div>B</div><div>B</div><div>C</div><div>X</div></div></div>	<div>1-2</div> <div><div>F7</div><div></div><div><div>S</div><div>B</div><div>C</div><div>X</div></div></div>		<div>1-0</div> <div><div>F8</div><div></div><div><div>B</div><div>X</div></div></div>	<div>2-1</div> <div><div>F8</div><div></div><div><div>S</div><div>B</div><div>B</div><div>B</div><div>F</div><div>F</div><div>X</div></div></div>	<div>3-2</div> <div><div></div><div><div>2-H</div></div></div> <div><div>C</div><div>B</div><div>B</div><div>B</div><div>C</div><div>X</div></div>	<div>5 0 1 0 0 0 2</div>																		
<div>Ryan Church, L<div>(1, 7)</div><div>OBP: 0.342, SLG: 0.423</div></div>		<div>1-0</div> <div><div><div>47</div><div>1B</div></div><div><div>2B</div></div></div> <div><div>B</div><div>X</div></div>	<div>4-0</div> <div><div><div>1B</div><div>3</div><div>HBP</div></div><div><div>IBB</div></div></div> <div><div>I</div><div>I</div><div>I</div><div>I</div></div>	<div>1-0</div> <div><div></div><div><div>H</div></div></div>		<div>0-3</div> <div><div>K</div></div> <div><div>C</div><div>B</div><div>C</div><div>O</div></div>		<div>2 1 1 0 1 1 1</div>																		
<div>3 Jesus Flores, R<div>(1, 2)</div><div>OBP: 0.316, SLG: 0.343</div></div>		<div>1-3</div> <div><div></div><div><div>C</div><div>B</div><div>C</div><div>H</div></div></div>	<div>3-1</div> <div><div></div><div><div>B</div><div>D</div><div>C</div><div>H</div></div></div>	<div>1-2</div> <div><div></div><div><div>1</div><div>2</div><div>3</div></div></div>	<div>0-3</div> <div><div></div><div><div>F</div><div>S</div><div>O</div></div></div>	<div>3-2</div> <div><div>F8</div><div></div><div><div>B</div><div>B</div><div>B</div><div>C</div><div>X</div></div></div>		<div>3 0 0 0 0 2 3</div>																		
<div>Nook Logan, S<div>(1, 8)</div><div>OBP: 0.322, SLG: 0.355</div></div>		<div>4-0</div> <div><div><div>47</div><div>1B</div></div><div><div>BB</div></div></div> <div><div>D</div><div>B</div><div>B</div><div>B</div></div>	<div>0-0</div> <div><div></div><div><div>X</div></div></div>	<div>1-2</div> <div><div><div>1-2</div><div>2-3</div><div>3-H</div></div></div> <div><div>1</div><div>SAFE</div></div>	<div>0-2</div> <div><div>G5-3</div><div></div><div><div>C</div><div>B</div><div>C</div><div>X</div></div></div>		<div>0-0</div> <div><div><div>10</div><div>S</div></div><div><div>11</div><div>1B</div></div><div><div>SH5-3</div></div></div> <div><div>1B</div></div>	<div>3 1 2 1 1 0 1</div>																		
<div>47 Matt Chico, L<div>(1, 1)</div><div>OBP: 0.176, SLG: 0.176</div><div>52 Saul Rivera, S<div>(6, 1)</div><div>OBP: 0.268, SLG: 0.296</div><div>Ryan Langerhans, L<div>(6, PH)</div><div>OBP: 0.268, SLG: 0.296</div><div>Luis Ayala, R<div>(7, 1)</div><div>OBP: 0.268, SLG: 0.296</div><div>34 Ray King, L<div>(8, 1)</div><div>OBP: 0.268, SLG: 0.296</div><div>Robert Fick, L<div>(8, PH)</div><div>OBP: 0.268, SLG: 0.296</div></div></div></div></div></div></div>		<div>1-2</div> <div><div></div><div><div>C</div><div>B</div><div>S</div><div>X</div></div></div>	<div>0-3</div> <div><div>K</div></div> <div><div>S</div><div>O</div><div>F</div><div>C</div><div>O</div><div>X</div></div>		<div>0-0</div> <div><div>G4-3</div><div></div><div><div>X</div></div></div>	<div>1</div> <div><div>SAFE</div></div>	<div>0-1</div> <div><div><div>10</div><div>S</div></div><div><div>11</div><div>1B</div></div><div><div>SH5-3</div></div></div> <div><div>1B</div></div>	<div>2 0 1 1 0 1 3</div> <div>0 0 0 0 0 0 0</div> <div>1 0 0 0 0 0 0</div> <div>0 0 0 0 0 0 0</div> <div>0 0 0 0 0 0 0</div> <div>0 0 0 0 0 0 0</div>																		
Inning Stats	<div>R: 0</div> <div>E: 0</div> <div>K: 2</div> <div>S: 9</div>	<div>H: 0</div> <div>LOB: 1</div> <div>BB: 1</div> <div>P: 16</div>	<div>R: 1</div> <div>E: 0</div> <div>K: 1</div> <div>S: 12</div>	<div>H: 2</div> <div>LOB: 2</div> <div>BB: 1</div> <div>P: 21</div>	<div>R: 2</div> <div>E: 0</div> <div>K: 1</div> <div>S: 14</div>	<div>H: 3</div> <div>LOB: 3</div> <div>BB: 1</div> <div>P: 26</div>	<div>R: 0</div> <div>E: 0</div> <div>K: 1</div> <div>S: 11</div>	<div>H: 1</div> <div>LOB: 1</div> <div>BB: 0</div> <div>P: 13</div>	<div>R: 0</div> <div>E: 0</div> <div>K: 1</div> <div>S: 7</div>	<div>H: 0</div> <div>LOB: 1</div> <div>BB: 0</div> <div>P: 9</div>	<div>R: 0</div> <div>E: 0</div> <div>K: 0</div> <div>S: 11</div>	<div>H: 1</div> <div>LOB: 1</div> <div>BB: 0</div> <div>P: 15</div>	<div>R: 0</div> <div>E: 0</div> <div>K: 1</div> <div>S: 9</div>	<div>H: 1</div> <div>LOB: 1</div> <div>BB: 0</div> <div>P: 15</div>	<div>R: 3</div> <div>E: 0</div> <div>K: 1</div> <div>S: 25</div>	<div>H: 4</div> <div>LOB: 2</div> <div>BB: 1</div> <div>P: 35</div>	<div>1B: 8</div> <div>2B: 4</div> <div>3B: 0</div> <div>HR: 0</div>	<div>SF: 0</div> <div>SAC: 2</div> <div>DP: 0</div> <div>HBP: 2</div>	<div>WP: 0</div> <div>PB: 0</div> <div>SB: 1</div> <div>CS: 0</div>	<div>PA: 41</div>						
<div>PITCHER</div> <div>50 Adam Wainwright, R<div>(1, 1)</div><div>ERA: 4.35</div><div>31 Ryan Franklin, R<div>(8, 1)</div><div>ERA: 1.89</div></div></div>	<div>IP</div> <div>7.0</div>	<div>WLS</div> <div>L</div>	<div>BF</div> <div>34</div>	<div>H</div> <div>8</div>	<div>R</div> <div>3</div>	<div>ER</div> <div>3</div>	<div>SO</div> <div>7</div>	<div>BB</div> <div>2</div>	<div>IBB</div> <div>1</div>	<div>HBP</div> <div>2</div>	<div>BLK</div> <div>0</div>	<div>WP</div> <div>0</div>	<div>HR</div> <div>0</div>	<div>S</div> <div>73</div>	<div>P</div> <div>115</div>	<div>ERA</div> <div>3.86</div>	<div>WHIP</div> <div>1.429</div>						<div>PITCHER</div> <div>IP</div> <div>WLS</div> <div>BF</div> <div>H</div> <div>R</div> <div>ER</div> <div>SO</div> <div>BB</div> <div>IBB</div> <div>HBP</div> <div>BLK</div> <div>WP</div> <div>HR</div> <div>S</div> <div>P</div> <div>ERA</div> <div>WHIP</div>			

Batter	1				2				3				4				5				6				7				8				9				AB R H RBI BB SO LOB								TOP																																																																																																																																																																																																																																																																																																																																																																																																																																																																																																																																																																																																																																																																																																																																																																																																																																																																																																																																																																																																																																																																																																																																																																																																																																																																																																																																						
<div>Felipe Lopez, S</div> <div>(1, 6)</div> <div>OBP: 0.309, SLG: 0.361</div>	<div>B FA 84 C FA 84 X CH 70</div>	<div>1-1</div>	<div></div>	<div>1B</div>					<div>B FA 83 X</div>	<div>1-0</div>	<div></div>	<div>HR</div>	<div>C FA 84 B CU 69 X CH 73</div>	<div>2-1</div>	<div></div>	<div>F8</div>							<div>B FA 93 B FA 92 C FA 92 B FA 93</div>	<div>4-1</div>	<div></div>	<div>BB</div>	<div>B FA 90 F FA 90 B FA 89 X FA 90</div>	<div>2-1</div>	<div></div>	<div>2B</div>																																																																																																																																																																																																																																																																																																																																																																																																																																																																																																																																																																																																																																																																																																																																																																																																																																																																																																																																																																																																																																																																																																																																																																																																																																																																																																																																																					

Batter	1				2				3				4				5				6				7				8				9				AB R H RBI BB SO LOB				BOTTOM			
<div>Rajai Davis, R</div> <div>OBP: 0.370, SLG: 0.355</div> <div>(1, 8)</div> <div>(6, 7)</div>	<div>C CH 83 B CU 73 X CH 84</div> <div>1-1</div> <div>G5-3</div> <div>1</div> <div></div>				<div>S CH 78 B CH 79 C CH 85 S CH 78</div> <div>1-3</div> <div>K</div> <div>3</div> <div></div>								<div>C CH 84 S CU 74 F CH 84 X CU 75</div> <div>0-2</div> <div></div> <div>1B</div> <div></div>								<div>B FA 88 C FA 88 X SL 81</div> <div>1-1</div> <div>F8</div> <div>2B</div> <div>2B</div>				<div>C FA 88 X SL 80</div> <div>0-1</div> <div>G5-3</div> <div>1</div> <div></div>				5120012				<div>Washington Nationals @ San Francisco Giants</div> <div>AT&T Park, San Francisco, CA</div> <div>Tue Aug 07 2007, 7:15 PM PDT</div> <div>Att. 43,154 - Clear - 62 F</div> <div>livebaseballscorecards.com</div>											
<div>Ryan Klesko, L</div> <div>OBP: 0.355, SLG: 0.422</div> <div>(1, 3)</div>	<div>B CH 83 S CH 72 B CH 74 F CH 84 B CH 84 C CU 74</div> <div>3-3</div> <div></div> <div>2</div> <div></div>								<div>X CH 83</div> <div>0-0</div> <div>F7</div> <div>1</div> <div></div>				<div>F CH 84 D CH 74 C CH 84 C CH 75</div> <div>1-3</div> <div></div> <div>3</div> <div></div>				<div>X FA 88</div> <div>0-0</div> <div>F8</div> <div>1</div> <div>2-3</div>				<div>B FA 89 B FA 88 B FA 89 C FA 90 X FA 90</div> <div>3-1</div> <div>F8</div> <div>2</div> <div></div>				5000022																			
<div>2 Randy Winn, S</div> <div>OBP: 0.348, SLG: 0.410</div> <div>(1, 9)</div>	<div>C CH 84 X CH 79</div> <div>0-1</div> <div>B1-3</div> <div>3</div> <div></div>								<div>B CH 84 C CH 84 F CH 84 X CH 78</div> <div>1-2</div> <div>G1-3</div> <div>2</div> <div></div>				<div>X CH 77</div> <div>0-0</div> <div>F7</div> <div>1</div> <div></div>				<div>B SL 82 F FA 89 F FA 89 B FA 90 X FA 90</div> <div>2-2</div> <div></div> <div>53 SH1-3</div> <div>1B</div> <div>3-H</div>				<div>B FA 89 F FA 89 F FA 88 B FA 91 X FA 90</div> <div>2-2</div> <div>F8</div> <div>3</div> <div></div>				5011000																			
<div>Barry Bonds, L</div> <div>OBP: 0.495, SLG: 0.569</div> <div>53 Jonathan Sánchez, L</div> <div>OBP: 1.000, SLG: 2.000</div> <div>32 Kevin Correia, R</div> <div>OBP: 0.500, SLG: 0.500</div> <div>23 Randy Messenger, R</div> <div>(1, 7)</div> <div>(6, 1)</div> <div>(8, 1)</div> <div>(8, 1)</div>					<div>C CH 84 F CU 73 B FA 86 B CH 76 B FA 86 X FA 86</div> <div>3-2</div> <div></div> <div>1B</div> <div>2B</div>				<div>C CU 74 X CU 74</div> <div>0-1</div> <div></div> <div>1B</div> <div>HR</div>				<div>B CH 84 B CU 74 C CH 85 F CH 84 F CH 75 F CU 76 X CH 61</div> <div>3-2</div> <div></div> <div>HR</div> <div></div>				<div>B FA 88 1 SAFE C FA 88 L FA 86 X FA 89</div> <div>1-2</div> <div>SH1-3</div> <div>2</div> <div>1-2</div>				33310000 00000000 00000000 00000000																							
<div>1 Bengie Molina, R</div> <div>OBP: 0.294, SLG: 0.421</div> <div>(1, 2)</div>					<div>B FA 86 X CH 78</div> <div>1-0</div> <div></div> <div>1B</div> <div>BB</div> <div>19 FC5-2</div> <div>1B</div> <div>2-H</div>				<div>1 SAFE 1 SAFE C CH 85 B CH 84 F CH 78 F CH 85 B CH 84 X CH 79</div> <div>3-2</div> <div></div> <div>1-H</div> <div>HR</div>				<div>B CH 84 B CH 84 C CH 84 C CH 83 X CU 73</div> <div>2-2</div> <div>G5-3</div> <div>2</div> <div></div>				<div>B FA 89 F FA 89 B CH 84 S FA 90 S FA 89</div> <div>2-3</div> <div>K</div> <div>3</div> <div></div>				4123011																							
<div>Ray Durham, S</div> <div>OBP: 0.303, SLG: 0.365</div> <div>(1, 4)</div>					<div>C CH 84 B CH 84 B CH 78 F CH 84 F CH 85 D CH 74 F CH 84 F CH 85 B FA 86</div> <div>4-2</div> <div></div> <div>19 FC5-2</div> <div>1B</div> <div>BB</div> <div>75 G3-1</div> <div>1-2</div>				<div>X CH 85</div> <div>0-0</div> <div>E6</div> <div></div>				<div>C CH 85 B CU 76 C CH 78 X CH 75</div> <div>1-2</div> <div>P1</div> <div>3</div> <div></div>				<div>C FA 87 B FA 90 S CH 82 X FA 90</div> <div>1-2</div> <div>F7</div> <div>1</div> <div></div>				3100100																							
<div>Pedro Feliz, R</div> <div>OBP: 0.292, SLG: 0.426</div> <div>(1, 5)</div>					<div>C CH 78 B CH 85 X CH 85</div> <div>1-1</div> <div></div> <div>75 G3-1</div> <div>19 FC5-2</div> <div>1B</div> <div>1-2</div> <div>2-3</div>				<div>S CU 75 B CH 84 F CU 74 S CH 75</div> <div>1-3</div> <div>K</div> <div>3</div> <div></div>				<div>B FA 88 F FA 87 X SL 80</div> <div>1-1</div> <div>G4-3</div> <div>1</div> <div></div>				<div>C FA 90 X CU 72</div> <div>0-1</div> <div></div> <div>2B</div> <div></div>				4020011																							
<div>19 Kevin Frandsen, R</div> <div>OBP: 0.291, SLG: 0.293</div> <div>(1, 6)</div>					<div>D CH 74 F CH 78 X CH 85</div> <div>1-1</div> <div>FC5-2</div> <div>75 G3-1</div> <div>1-2</div> <div>2-3</div> <div>3-H</div>								<div>X CH 83</div> <div>0-0</div> <div>F9</div> <div>1</div> <div></div>				<div>B SL 82 F FA 87 C FA 88 B FA 86 B FA 88 F FA 88 X SL 80</div> <div>3-2</div> <div>P3</div> <div>2</div> <div></div>				<div>C FA 90 F CU 78 B SL 88 S</div> <div>1-3</div> <div>K</div> <div>2</div> <div></div>				4000014																			
<div>75 Barry Zito, L</div> <div>OBP: 0.140, SLG: 0.098</div> <div>10 Dave Roberts, L</div> <div>OBP: 0.325, SLG: 0.354</div> <div>(1, 1)</div> <div>(6, 8)</div>					<div>M CU 73 D CU 74 S CU 74 X CU 75</div> <div>1-2</div> <div>G3-1</div> <div>2</div> <div></div>				<div>C CH 84 S CU 73 B CH 75 B CU 75 C CH 84</div> <div>2-3</div> <div></div> <div>2</div> <div></div>				<div>C FA 89 B CH 82 S FA 89 C FA 89</div> <div>1-3</div> <div></div> <div>3</div> <div></div>				<div>D FA 90 C FA 89 C FA 89 X FA 90</div> <div>1-2</div> <div>F7</div> <div>3</div> <div></div>				2001012 2000011																							
Inning Stats	R: 0 E: 0 K: 1 S: 7		H: 0 LOB: 0 BB: 0 P: 11		R: 2 E: 0 K: 1 S: 19		H: 3 LOB: 2 BB: 1 P: 31		R: 2 E: 1 K: 1 S: 14		H: 2 LOB: 1 BB: 0 P: 19		R: 0 E: 0 K: 2 S: 11		H: 1 LOB: 1 BB: 0 P: 14		R: 1 E: 0 K: 0 S: 11		H: 1 LOB: 0 BB: 0 P: 17		R: 0 E: 0 K: 1 S: 9		H: 0 LOB: 0 BB: 0 P: 14		R: 1 E: 0 K: 1 S: 12		H: 2 LOB: 1 BB: 0 P: 18		R: 0 E: 0 K: 1 S: 11		H: 1 LOB: 1 BB: 0 P: 14		R: 0 E: 0 K: 0 S: 7		H: 0 LOB: 0 BB: 0 P: 12		1B: 5 2B: 3 3B: 0 HR: 2		SF: 0 SAC: 1 DP: 0 HBP: 0		WP: 0 PB: 0 SB: 0 CS: 0		PA: 39	
PITCHER	IP	WLS	BF	H	R	ER	SO	BB	IBB	HBP	BLK	WP	HR	S	P	ERA	WHIP																											
Mike Bacsik, L	5.0		24	7	5	5	5	1	0	0	0	0	2	62	92	9.00	1.600																											
49 Chris Schroder, R	2.0	W	8	2	1	1	2	0	0	0	0	0	0	21	32	4.50	1.000																											
Jon Rauch, R	1.0	H	4	1	0	0	1	0	0	0	0	0	0	11	14	0.00	1.000																											
32 Chad Cordero, R	1.0	S	3	0	0	0	0	0	0	0	0	0	0	7	12	0.00	0.000																											




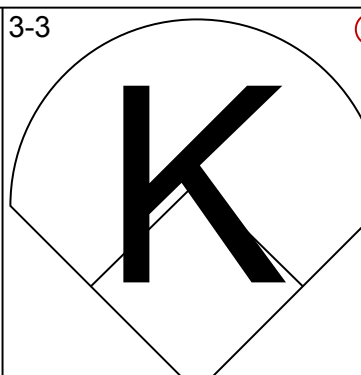
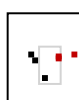
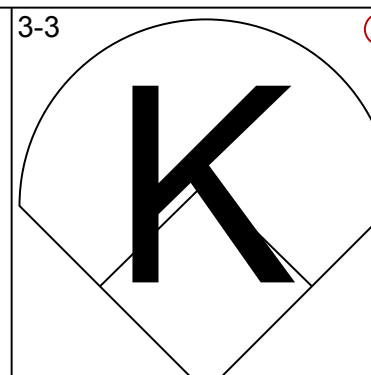

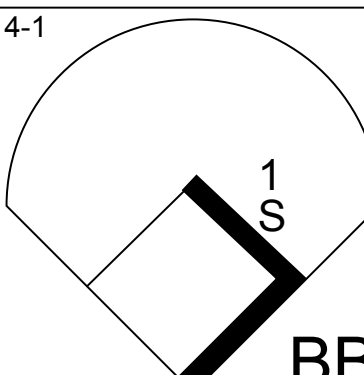
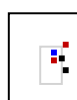
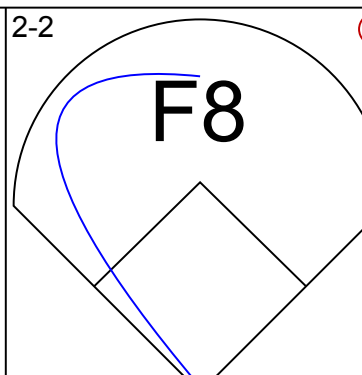
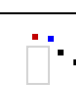
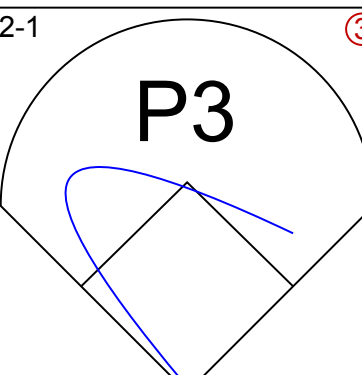
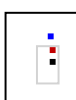
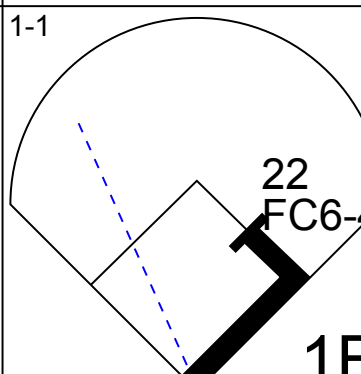
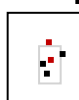
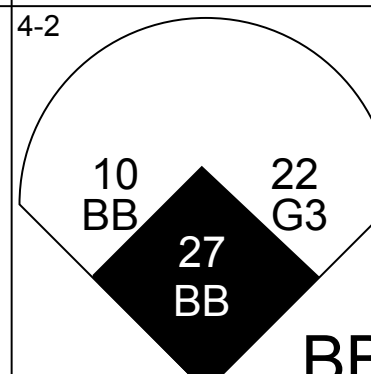

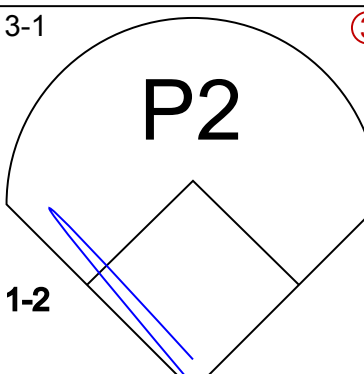

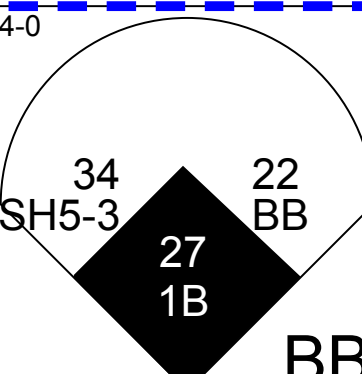

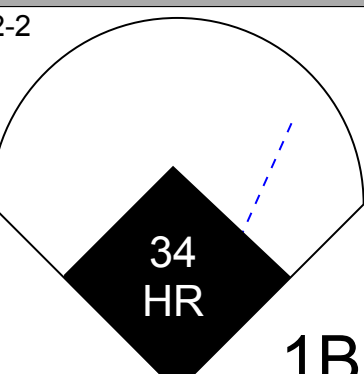




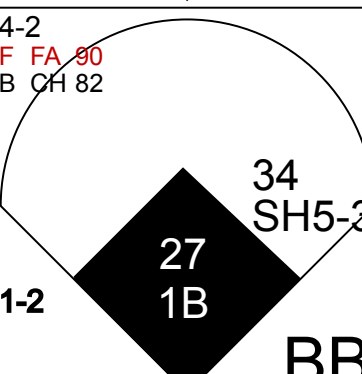

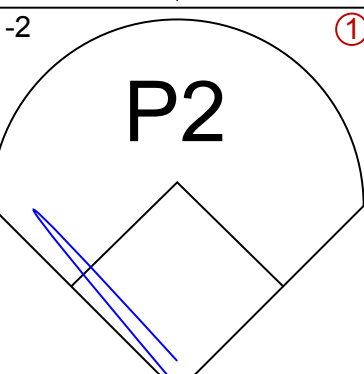
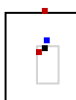
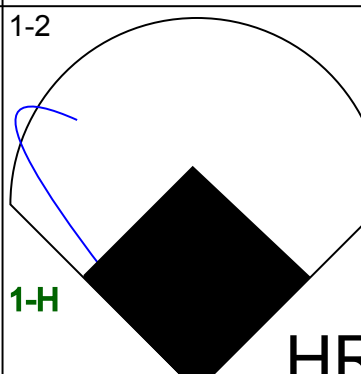
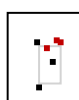
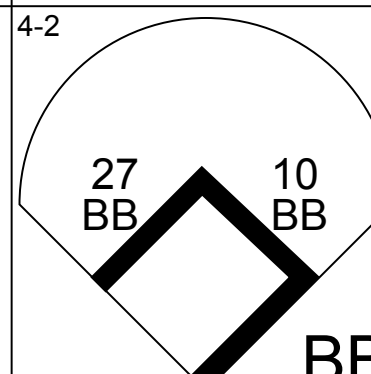
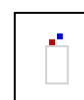
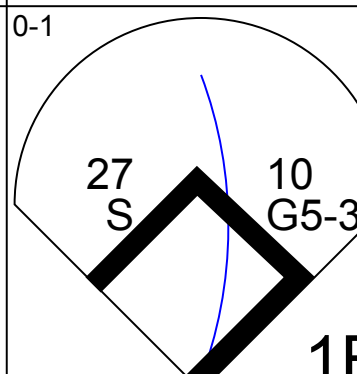

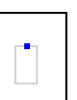
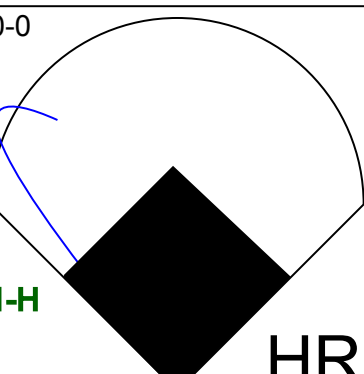


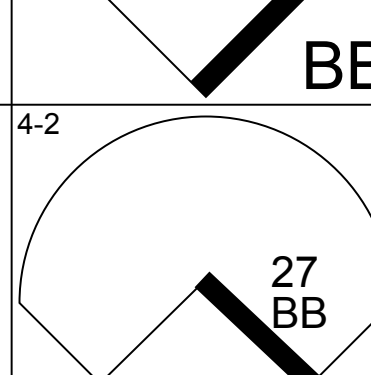


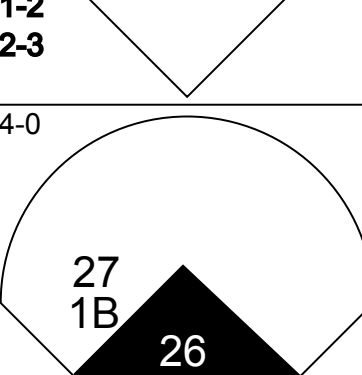




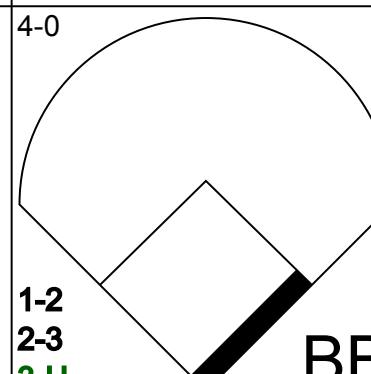

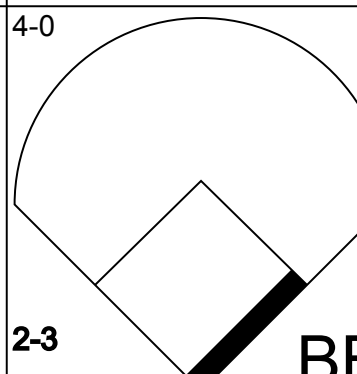

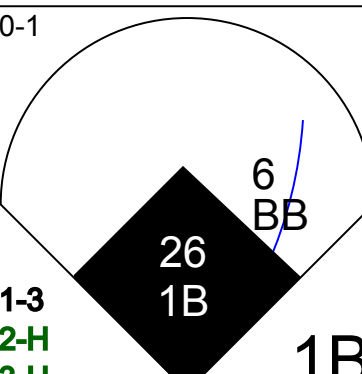

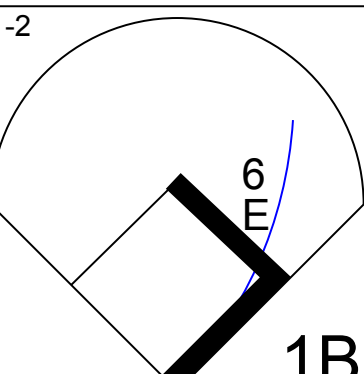

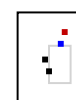
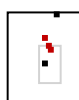
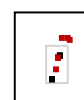

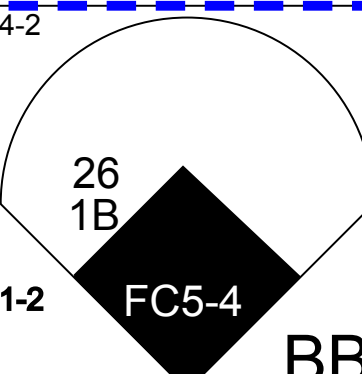
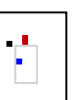
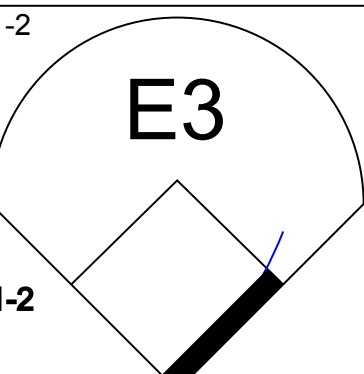

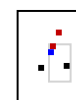

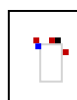
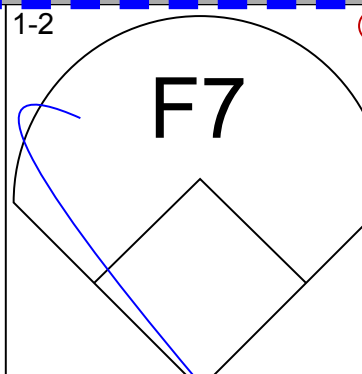

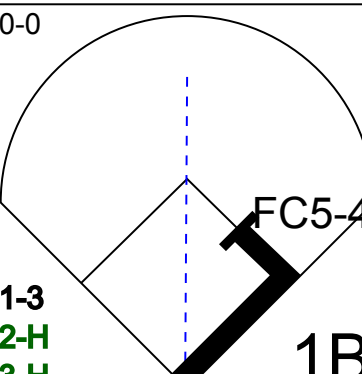
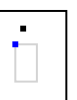
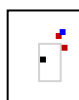
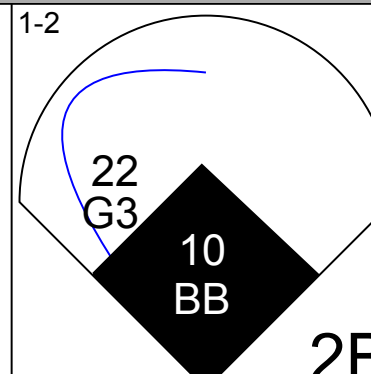

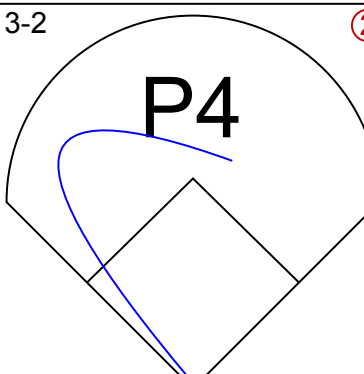


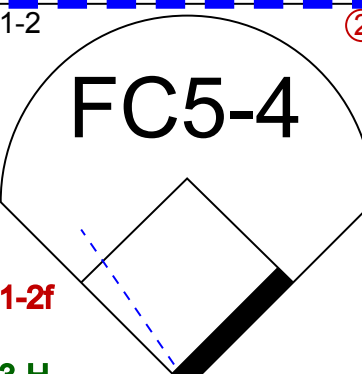
Washington Nationals @ San Francisco Giants
AT&T Park, San Francisco, CA
Wed Aug 08 2007, 7:15 PM PDT
Att. 42,991 - Cloudy - 62 F

Batter	1	2	3	4	5	6	7	8	9	AB R H RBI BB SO LOB	BOTTOM
10 Dave Roberts, L OBP: 0.327, SLG: 0.359	(1, 8) X FA 89 0-0 B2		1-2 C FA 88 F CU 74 B FA 90 F FA 90 X CH 80 G6-3		1-0 B FA 89 X 13 1B 2B		0-0 X FA 88 1-3 1B			4 1 2 0 0 0 0	Washington Nationals @ San Francisco Giants AT&T Park, San Francisco, CA Wed Aug 08 2007, 7:15 PM PDT Att: 42,991 - Cloudy - 62 F
13 Omar Vizquel, S OBP: 0.310, SLG: 0.315	(1, 6) B FA 90 F FA 91 B FA 90 X FA 91 F7		1-2 C FA 91 B FA 86 F CH 81 X CU 74 G3-1		3-1 F CU 76 B CU 74 B FA 90 D FA 89 X CH 81 2-H 1B		1-0 B CH 80 X FA 89 G4-3			4 0 1 1 0 0 2	
2 Randy Winn, S OBP: 0.347, SLG: 0.407	(1, 9) B FA 92 C FA 90 B CH 84 B CH 82 F FA 91 B FA 90 4-2 HR BB		1-0 B FA 91 X FA 89 F7		2-1 B FA 90 B CH 79 F FA 88 X FA 88 F7		2-1 B FA 86 F FA 84 B CH 76 X FA 85 L7			3 1 0 0 1 0 1	
Barry Bonds, L OBP: 0.498, SLG: 0.580 Jack Taschner, L OBP: 0.340, SLG: 0.286 39 Guillermo Rodriguez, R (6, PH) 31 Vinnie Chulk, R	(1, 7) (7, 1) (9, 1) B FA 92 S CH 83 X FA 91 1-1 HR		4-2 B CU 73 B FA 89 B FA 90 C FA 89 F FA 89 B CU 76 G4-6-3 BB		1-0 B FA 90 X CH 79 G6-3		2-2 C FA 85 B CU 68 F FA 85 C CU 69 F CU 69 F FA 86 B FA 86 X FA 86 L9			2 1 1 2 1 0 0 0 0 0 0 0 0 0 1 0 0 0 0 0 0 0 0 0 0 0 0 0	
Ryan Klesko, L OBP: 0.354, SLG: 0.419	(1, 3) B FA 90 X CH 82 1-0 F9		0-1 C FA 89 X CH 80 G4-6-3		2-1 F FA 89 B FA 89 B CU 73 X CH 78 L9		1-0 B CH 80 X CH 82 1-1 1B 1S 1B			4 1 1 0 0 0 1	
1 Bengie Molina, R OBP: 0.293, SLG: 0.419	(1, 2)	2-2 B FA 89 C FA 89 F FA 90 B SL 85 X FA 88 G4-3		2-1 B FA 88 B FA 88 F FA 87 X SL 82 F7		1-0 B FA 88 X FA 87 P4		2-1 B FA 85 B FA 85 C CH 84 X FA 85 1-H 1B		4 0 1 1 0 0 0	livebaseballscorecards.com
Pedro Feliz, R OBP: 0.294, SLG: 0.426	(1, 5)	2-2 B SL 91 S FA 90 F SL 84 B FA 92 X CU 76 1B		0-1 F FA 89 X SL 83 F8		0-0 X SL 80 F9		2-2 C CU 65 C CU 69 F FA 85 B FA 85 F CU 69 B CU 68 X CU 67 1-2 1B		4 0 2 0 0 0 0	
19 Kevin Frandsen, R OBP: 0.284, SLG: 0.286	(1, 4)	2-2 B FA 89 C FA 88 C CU 76 F FA 91 B CU 77 F FA 89 F SL 83 X FA 90 P5		1-2 C SL 81 B FA 90 F CU 73 X CU 75 G5-3		0-2 C FA 87 F SL 81 X FA 88 G6-3		0-0 X CH 83 F8		4 0 0 0 0 0 3	AB 32 R 5 H 9 RBI 5 BB 3 SO 1 LOB 8
18 Matt Cain, R OBP: 0.073, SLG: 0.125 Rajai Davis, R OBP: 0.378, SLG: 0.355	(1, 1) (7, 7) K	2-3 F SL 84 B CU 74 S FA 91 B CU 73 S FA 90		1-2 C FA 90 C CU 75 B SL 83 X CU 73 HR		4-2 C FA 89 C CU 73 B SL 83 B FA 89 F SL 83 B FA 90 10 1B BB				2 1 1 1 0 1 1 0 0 0 0 1 0 0	GIANTS
Inning Stats	R: 2 E: 0 K: 0 S: 8 H: 1 LOB: 0 BB: 1 P: 16	R: 0 E: 0 K: 1 S: 15 H: 1 LOB: 1 BB: 0 P: 23	R: 0 E: 0 K: 0 S: 8 H: 0 LOB: 0 BB: 0 P: 11	R: 0 E: 0 K: 0 S: 6 H: 0 LOB: 0 BB: 1 P: 12	R: 2 E: 0 K: 0 S: 13 H: 3 LOB: 1 BB: 0 P: 21	R: 0 E: 0 K: 0 S: 4 H: 0 LOB: 0 BB: 0 P: 8	R: 0 E: 0 K: 0 S: 10 H: 1 LOB: 2 BB: 1 P: 15	R: 1 E: 0 K: 0 S: 17 H: 3 LOB: 2 BB: 0 P: 26	1B: 6 2B: 1 3B: 0 HR: 2 SF: 0 SAC: 0 DP: 1 HBP: 0	WP: 0 PB: 0 SB: 1 CS: 0 PA: 35	
PITCHER Tim Redding, R ERA: 2.86 40 Billy Traber, L ERA: 4.76	(1, 1) (8, 1) IP 7.0 WLS L BF 29 H 6 R 4 ER 4 SO 1	IP 1.0 WLS BF 6 H 3 R 1 ER 1 SO 0	IP 0.0 WLS BF 0 H 0 R 0 ER 0 SO 0	IP 0.0 WLS BF 0 H 0 R 0 ER 0 SO 0	IP 0.0 WLS BF 0 H 0 R 0 ER 0 SO 0	IP 0.0 WLS BF 0 H 0 R 0 ER 0 SO 0	IP 0.0 WLS BF 0 H 0 R 0 ER 0 SO 0	IP 0.0 WLS BF 0 H 0 R 0 ER 0 SO 0	IP 0.0 WLS BF 0 H 0 R 0 ER 0 SO 0	IP 0.0 WLS BF 0 H 0 R 0 ER 0 SO 0	ERA 1.286 WHIP 1.286 ERA 9.00 WHIP 3.000

Washington Nationals @ San Francisco Giants
AT&T Park, San Francisco, CA
Thu Aug 09 2007, 12:35 PM PDT
Att. 41,555 - Sunny - 66 F

Batter		1	2	3	4	5	6	7	8	9	AB R H RBI BB SO LOB	BOTTOM											
10 Dave Roberts, L OBP: 0.329, SLG: 0.361 19 Kevin Frandsen, R OBP: 0.277, SLG: 0.278	(1, 8) (2, 7)	3-2 E6 13 1B CS 1B	1-2 F9		3-1 G4-3		1-0 G6-4-3 1-2f			1-3 K	1 0 1 0 0 0 0 4 0 0 0 0 1 4	Washington Nationals @ San Francisco Giants AT&T Park, San Francisco, CA Thu Aug 09 2007, 12:35 PM PDT Att. 41,555 - Sunny - 66 F											
13 Omar Vizquel, S OBP: 0.311, SLG: 0.318	(1, 6)	1-0 BB CS 1B	2-0 G6-3			1-2 L8		1-1 F9	0-0 2B	5 0 2 0 0 0 1													
2 Randy Winn, S OBP: 0.345, SLG: 0.407	(1, 9)	0-0 P5		1-1 G4-3		0-0 2B		0-2 G5-3	2-2 G4-3	5 0 1 0 0 0 3													
Ryan Klesko, L OBP: 0.356, SLG: 0.416	(1, 3)	4-2 BB BB 1-2 3-H		4-0 BB		1-1 F8		0-0 G4-3		2 0 0 0 2 0 1													
Ray Durham, S OBP: 0.307, SLG: 0.366	(1, 4)	4-2 BB		0-0 P2		4-0 BB				2 0 1 0 2 0 1													
Pedro Feliz, R OBP: 0.294, SLG: 0.425	(1, 5)	0-2 L7		2-1 F7		2-3 K				2 0 1 0 2 0 1													
Rajai Davis, R OBP: 0.397, SLG: 0.394	(1, 7) (2, 8)		0-0 39 1B 39 S		0-0 74 2B 74 S		2-1 1B 1B				4 1 3 0 0 1 2	AB 34 R 1 H 11 RBI 1 BB 4 SO 4 LOB 23											
39 Guillermo Rodriguez, R OBP: 0.340, SLG: 0.289 Barry Bonds, L OBP: 0.495, SLG: 0.578 Steve Kline, S Scott Atchison, R	(1, 2) (8, PH) (9, 1) (9, 1)		2-1 19 1B 71 SH1-4 1-H		1-3 K		0-0 F9				3 0 1 1 0 1 2 1 0 0 0 0 0 2 0 0 0 0 0 0 0 0 0 0 0 0 0 0												
71 Pat Misch, R 31 Vinnie Chulk, R Mark Sweeney, L 32 Kevin Correia, R 1 Bengie Molina, R	(1, 1) (6, 1) (6, PH) (7, 1) (8, PH) (9, 2)		0-0 SH1-4		1-2 G6-3		0-1 19 1B G6-4-3				1 0 0 0 0 0 1 0 0 0 0 0 0 0 1 0 1 0 0 0 0 0 0 0 0 0 0 0 1 0 0 0 0 0 0	GIANTS											
Inning Stats		R: 0 E: 1 K: 0 S: 17	H: 2 LOB: 3 BB: 2 P: 29	R: 1 E: 0 K: 0 S: 9	H: 2 LOB: 1 BB: 0 P: 14	R: 0 E: 0 K: 0 S: 5	H: 0 LOB: 1 BB: 1 P: 12	R: 0 E: 0 K: 1 S: 10	H: 1 LOB: 2 BB: 1 P: 18	R: 0 E: 0 K: 0 S: 6	H: 2 LOB: 1 BB: 0 P: 9	R: 0 E: 0 K: 0 S: 7	H: 0 LOB: 0 BB: 0 P: 8	R: 0 E: 0 K: 1 S: 14	H: 2 LOB: 1 BB: 0 P: 19	R: 0 E: 0 K: 1 S: 12	H: 1 LOB: 1 BB: 0 P: 17	1B: 8 2B: 3 3B: 0 HR: 0	SF: 0 SAC: 1 DP: 1 HBP: 0	WP: 0 PB: 0 SB: 2 CS: 3	PA: 40		
PITCHER		IP WLS BF H R ER SO BB IBB HBP BLK WP HR S P ERA WHIP																					
38 Joel Hanrahan, R ERA: 2.76	(1, 1)	5.1	W	26	7	1	1	2	4	0	0	0	0	54	93	1.69	2.062						
34 Ray King, L ERA: 4.76	(6, 1)	0.0		1	1	0	0	0	0	0	0	0	0	2	2	∞	∞						
52 Saul Rivera, R ERA: 3.28	(6, 1)	0.2	H	1	0	0	0	0	0	0	0	0	0	1	2	0.00	0.000						
Luis Ayala, R ERA: 2.33	(7, 1)	1.0	H	3	0	0	0	0	0	0	0	0	0	7	8	0.00	0.000						
Jon Rauch, R ERA: 3.61	(8, 1)	1.0	H	4	2	0	0	1	0	0	0	0	0	14	19	0.00	2.000						
PITCHER		IP WLS BF H R ER SO BB IBB HBP BLK WP HR S P ERA WHIP																					
32 Chad Cordero, R ERA: 2.53	(9, 1)	1.0	S	4	1	0	0	1	0	0	0	0	0	0	0	2.53	1.000						

Washington Nationals @ Arizona Diamondbacks
Chase Field, Phoenix, AZ
Fri Aug 10 2007, 6:40 PM MST
Att. 31,224 - Clear - 100 F

Batter	1	2	3	4	5	6	7	8	9	AB R H RBI BB SO LOB	BOTTOM																																																																																																																																																																																																																																																																																																																																																																																																																																																																																																																																																																																																																			
24 Chris Young, R OBP: 0.289, SLG: 0.435	(1, 8) B FA 85 C FA 85 B CH 78 C FA 86 F FA 87 B FA 86 F FA 85 S FA 88  3-3  ①		B FA 86 C SL 80 B FA 87 S CH 80 B FA 89 S CH 80  3-3  ①	B FA 84 B FA 84 C FA 85 B FA 85  4-1  1S BB ③		B FA 91 C FA 90 C FA 91 B FA 88 X FA 90  2-2  F8 ③	B SL 83 C SL 79 B CH 80 X CH 81  2-1  P3 ③		4 0 0 0 1 2 2	<div>Washington Nationals @ Arizona Diamondbacks</div> <div>Chase Field, Phoenix, AZ</div> <div>Fri Aug 10 2007, 6:40 PM MST</div> <div>Att. 31,224 - Clear - 100 F</div> <div><div>livebaseballscorecards.com</div><div><div>AB33</div><div>R11</div><div>H9</div><div>RBI11</div><div>BB10</div><div>SO7</div><div>LOB17</div></div></div>																																																																																																																																																																																																																																																																																																																																																																																																																																																																																																																																																																																																																				
1 Orlando Hudson, S OBP: 0.381, SLG: 0.444 45 Doug Slaten, L	(1, 4) (9, 1) C FA 85 B SL 81 X FA 86  1-1  22 FC6-4 1B		B CH 79 B CH 79 F SL 80 F FA 88 B FA 89 B CH 81  4-2  10 BB 22 G3 27 BB BB	C FA 85 B CH 80 B FA 86 B FA 87 X CH 81  3-1  P2 1-2			B FA 88 B FA 88 B FA 89 B FA 89  4-0  34 SH5-3 27 1B BB	B CH 86 S FA 88 S FA 89 B FA 91 X CH 80  2-2  34 HR 1B	3 3 2 0 2 0 1 0 0 0 0 0 0 0																																																																																																																																																																																																																																																																																																																																																																																																																																																																																																																																																																																																																					
22 Eric Byrnes, R OBP: 0.364, SLG: 0.486	(1, 7)  1-0 FC6-4 34 HR 1-2f ②		X FA 87  0-0 G3 1-2 2-3		X FA 83  0-0 P4 ①		B FA 88 B FA 89 C SL 85 F SL 83 F SL 83 F FA 90 B SL 84  4-2 F FA 80 B CH 82  34 SH5-3 27 1B BB 1-2	C SL 81 B FA 89 F FA 89 X FA 91  1-2  P2 ①	4 2 0 0 1 0 4																																																																																																																																																																																																																																																																																																																																																																																																																																																																																																																																																																																																																					
34 Conor Jackson, R OBP: 0.361, SLG: 0.435	(1, 3)  1-2  HR 1-H		B SL 79 S FA 88 C FA 89 D SL 81 B CH 79 F FA 88 B FA 89  4-2  27 BB 10 BB BB	C SL 83 X FA 86  0-1  27 S 10 G5-3 1B		X CH 88  0-0 SH5-3 1-2 2-3	X FA 89  0-0  HR 1-H	3 2 3 4 1 0 0																																																																																																																																																																																																																																																																																																																																																																																																																																																																																																																																																																																																																						
10 Justin Upton, R OBP: 0.355, SLG: 0.643	(1, 9)  2-3 K ③		B CH 79 C FA 86 F FA 87 B FA 88 B FA 88 B FA 87  4-2  1-2 2-3 3-H BB		X FA 87  0-0 G5-3 1-2		I IN 77 I IN 78 I IN 77  4-0  27 1B 26 1B IBB	C CH 83 F SL 79 B SL 81 C FA 89  1-3  K ②	3 1 0 1 2 2 1																																																																																																																																																																																																																																																																																																																																																																																																																																																																																																																																																																																																																					
27 Mark Reynolds, R OBP: 0.325, SLG: 0.471	(1, 5)	B FA 83 F CH 78 F FA 86 S SL 80  1-3 K ①	B FA 86 B FA 86 B FA 87 B FA 86  4-0  1-2 2-3 3-H BB ③		B CH 79 B FA 86 B FA 85 B FA 85  4-0  BB 2-3		S SL 85 X SL 86  0-1  26 1B 6 BB 1B 1-3 2-H 3-H	C SL 80 B FA 90 F CH 82 X FA 89  1-2  6 E 1B	3 1 2 3 2 1 0																																																																																																																																																																																																																																																																																																																																																																																																																																																																																																																																																																																																																					
6 Stephen Drew, L OBP: 0.296, SLG: 0.361	(1, 6)  2-1 F8	F FA 87 B SL 81 B SL 80 X FA 87  2-1 F8 ②	B SL 80 C FA 85 C SL 78 B CH 78 S FA 86  2-3 K ③		D SL 81 1 SAFE B SL 80 F FA 86 1 SAFE 1 SAFE F SL 80 F SL 79 F FA 88  2-3 S SL 80 K ③		B SL 83 S SL 83 S SL 84 B SL 84 B SL 85 B SL 82  4-2  26 1B FC5-4 BB 1-2	C CH 82 C SL 79 B SL 83 X CH 80  1-2  E3 1-2	4 1 0 0 1 2 6																																																																																																																																																																																																																																																																																																																																																																																																																																																																																																																																																																																																																					
26 Miguel Montero, L OBP: 0.304, SLG: 0.393	(1, 2)  2-2 G4-3 ③	C FA 88 B SL 81 B SL 82 F FA 88 X SL 81  2-2 G4-3 ③		X FA 84  0-0 P6 ①		C B F CH 80 F FA 92 X FA 91  1-2  F7 ①	X FA 85  0-0  FC5-4 1B 1-3 2-H 3-H	B SL 80 X CH 80  1-0 L4 ③	5 0 1 2 0 0 2																																																																																																																																																																																																																																																																																																																																																																																																																																																																																																																																																																																																																					
Livan Hernandez, R OBP: 0.193, SLG: 0.268 Jeff Cirillo, R OBP: 0.328, SLG: 0.391 56 Ramon Pena, R OBP: 0.250, SLG: 0.250 11 Augie Ojeda, S OBP: 0.317, SLG: 0.364	(1, 1) (7, PH) (8, 1) (9, 4)		C FA 85 C SL 78 B SL 80 X SL 78  1-2  22 G3 10 BB 2B	B FA 84 B FA 83 F FA 84 B FA 83 C FA 85 X FA 86  3-2  P4 ②		X FA 91  0-0 P4	C CH 82 B FA 90 C FA 90 X FA 90  1-2  FC5-4 1-2f 3-H		3 1 1 0 0 0 0 1 0 0 1 0 0 1 0 0 0 0 0 0 0 0 0 0 0 0 0 0																																																																																																																																																																																																																																																																																																																																																																																																																																																																																																																																																																																																																					
Inning Stats	R: 2 E: 0 K: 2 S: 14	H: 2 LOB: 0 BB: 0 P: 22	R: 0 E: 0 K: 1 S: 8	H: 0 LOB: 0 BB: 0 P: 13	R: 2 E: 0 K: 2 S: 18	H: 1 LOB: 3 BB: 4 P: 40	R: 0 E: 0 K: 0 S: 7	H: 0 LOB: 1 BB: 1 P: 17	R: 0 E: 0 K: 1 S: 9	H: 1 LOB: 2 BB: 1 P: 15	R: 0 E: 0 K: 0 S: 8	H: 0 LOB: 0 BB: 0 P: 11	R: 5 E: 0 K: 0 S: 17	H: 2 LOB: 1 BB: 4 P: 36	R: 2 E: 1 K: 1 S: 17	H: 3 LOB: 2 BB: 0 P: 24		1B: 6 2B: 1 3B: 0 HR: 2	SF: 0 SAC: 1 DP: 0 HBP: 0	WP: 0 PB: 0 SB: 2 CS: 0	PA: 44																																																																																																																																																																																																																																																																																																																																																																																																																																																																																																																																																																																																									
PITCHER	IP 5.0	WLS L	BF 25	H 4	R 4	ER 4	SO 6	BB 6	IBB 0	HBP 0	BLK 0	WP 0	HR 1	S 56	P 107	ERA 7.20	WHIP 2.000	PITCHER	IP 5.0	WLS L	BF 25	H 4	R 4	ER 4	SO 6	BB 6	IBB 0	HBP 0	BLK 0	WP 0	HR 1	S 56	P 107	ERA 7.20	WHIP 2.000																																																																																																																																																																																																																																																																																																																																																																																																																																																																																																																																																																																											
47 Matt Chico, L ERA: 4.85	(1, 1)	5.0																																																																																																																																																																																																																																																																																																																																																																																																																																																																																																																																																																																																																												

Washington Nationals @ Arizona Diamondbacks
Chase Field, Phoenix, AZ
Sat Aug 11 2007, 5:05 PM MST
Att. 33,115 - Roof Closed - 80 F

Washington Nationals @ Arizona Diamondbacks
Chase Field, Phoenix, AZ
Sun Aug 12 2007, 1:40 PM MST
Att: 29,851 - Roof Closed - 78 F



Batter	1				2				3				4				5				6				7				8				9				AB R H RBI BB SO LOB								BOTTOM					
24 Chris Young, R OBP: 0.283, SLG: 0.425 (1, 8)	X CH 82	0-0 F8			① C CH 85 B CH 77 C FA 85 B CH 76 F CH 79 B CH 76 X FA 86	3-2 G5-3			③					B CH 80 B CH 80 X	2-2 G6-3			①					C SL 87 B CH 88 X SL 81	1-1 L3			①					C SL 82 B FA 91 B FA 90 F FA 91 B SL 82 X FA 91	3-2 G5-3			①	5 0 0 0 0 0 0								Washington Nationals @ Arizona Diamondbacks Chase Field, Phoenix, AZ Sun Aug 12 2007, 1:40 PM MST Att. 29,851 - Roof Closed - 78 F					
1 Orlando Hudson, S OBP: 0.376, SLG: 0.438 (1, 4)	C CH 82 X CH 84	0-1 22 WP 34 1B							1B	X	0-0 F8			① C B X	1-1 G6-3			②					B FA 88 S FA 90 C SL 89 B SL 83 X FC 89	2-1 G6-3			②					B CH 86 S FA 90 F FA 91 B FA 90 F FA 90 S SL 82	2-3 K			②	5 1 1 0 0 1 0													
22 Eric Byrnes, R OBP: 0.365, SLG: 0.493 (1, 7)	B CH 84 B CH 78 F CH 84 X CH 77	2-1 L5							②	B B B C F X	3-2 HR			B X	1-0 F9			③					S SL 83 C SL 83 B SL 83 B FC 99 X FA 90	3-2 2B								B SL 82 B FA 90 B SL 82 C FA 91 B SL 82	4-1 BB				4 1 2 1 1 0 1													
34 Conor Jackson, R OBP: 0.362, SLG: 0.434 Jose Valverde, R 18 Chad Tracy, L OBP: 0.344, SLG: 0.451 (9, PH)	X CH 77	0-0 27 1B							1B	C X	0-1 27 HR								B CH 81 C FA 89 X CH 80	1-1 P4			①					C SL 82 F FA 89 X FA 89	0-2 L4			③					C FA 90 B FA 86 1 SAFE S SL 79 X SL 78	1-2 F8			③	4 2 2 1 0 0 1 0 0 0 0 0 0 0 1 0 0 0 0 0 1								
10 Justin Upton, R OBP: 0.368, SLG: 0.647 (1, 9)	B CH 85 C CU 73 B CH 77 F FA 85 D CU 75 B FA 86	4-2 27 1B							BB	C C B 1 B F X	2-2 F9			②					B FA 91 C FA 89 C FA 88 C CH 84	1-3 K			②					B FA 91 X FA 90	1-0 27 1B 6 SF9			1B						3 1 1 0 1 1 1												
27 Mark Reynolds, R OBP: 0.328, SLG: 0.482 (1, 5)	B FA 85 C CH 85 B CH 85 X CH 78	2-1 1-3 2-H							1B	X	0-0 HR			①-H					B CH 84 X CH 80	1-0 F8			③					B SL 80 B SL 81 F FA 91 1 SAFE X FA 90	2-1 1B			①-H						4 1 3 3 0 0 0												
19 Chris Snyder, R OBP: 0.333, SLG: 0.427 (1, 2)	C CH 85 B CH 76 X CH 85	1-1 P3							1B	B X	1-0 6 2B								B FA 89 X FA 90	1-0 F9			①					S SL 81 F FA 92 S CU 75	0-3 K			①						4 0 1 0 0 1 4												
6 Stephen Drew, L OBP: 0.298, SLG: 0.363 (1, 6)					F CH 84 B CH 84 X CU 74	1-1 G3-1			① C B S X	1-2 2B								C FA 90 B CH 83 X CH 81	1-1 F7			②					B CU 74 S FA 92 B CH 84 S FA 92 B FA 92 X FA 91	3-2 SF9			②						3 0 1 1 0 0 0													
44 Micah Owings, R OBP: 0.220, SLG: 0.359 56 Ramon Pena, R OBP: 0.250, SLG: 0.250 45 Doug Slaten, L Brandon Lyon, R Tony Clark, S OBP: 0.280, SLG: 0.483 (1, 1) (7, 1) (8, 1) (8, 1) (8, 3)	X CH 84	0-0 G6-3							② S S S S	1-3 K			③					F CH 83 F FA 91 S FA 85	0-3 K			③					B FA 92 F CH 83 B FA 92 T FA 91 X CU 74	2-2 F7			③						3 0 0 0 0 2 2 0 1 0 0 0 0 0 1													
Inning Stats	R: 2 E: 0 K: 0 S: 12	H: 3 LOB: 2 BB: 1 P: 21			R: 0 E: 0 K: 0 S: 7	H: 0 LOB: 0 BB: 0 P: 11			R: 3 E: 0 K: 1 S: 18	H: 5 LOB: 2 BB: 0 P: 26			R: 0 E: 0 K: 0 S: 7	H: 0 LOB: 0 BB: 0 P: 11			R: 0 E: 0 K: 1 S: 6	H: 0 LOB: 0 BB: 0 P: 8			R: 0 E: 0 K: 0 S: 10	H: 1 LOB: 1 BB: 0 P: 16			R: 1 E: 0 K: 1 S: 12	H: 2 LOB: 1 BB: 0 P: 20			R: 0 E: 0 K: 1 S: 12	H: 0 LOB: 1 BB: 1 P: 22			1B: 7 2B: 2 3B: 0 HR: 2	SF: 1 SAC: 0 DP: 0 HBP: 0			WP: 1 PB: 0 SB: 0 CS: 0	PA: 40												
PITCHER Mike Bacsik, L ERA: 4.76 49 Chris Schroder, R ERA: 1.3 52 Saul Rivera, R ERA: 3.73 Jon Rauch, R ERA: 3.64 32 Chad Cordero, R ERA: 2.48	IP 4.0 2.0 1.0 1.0 1.0	WLS W S	BF 21 6 4 5 4	H 8 0 1 2 0	R 5 0 0 1 0	ER 5 0 0 1 0	SO 1 2 0 1 1	BB 1 0 0 0 1	IBB 0 0 0 0 0	HBP 0 0 0 0 0	BLK 0 0 0 0 0	WP 1 0 0 0 0	HR 2 0 0 0 0	S 44 12 10 12	P 69 17 16 20 22	ERA 11.25 0.00 0.00 9.00 0.00	WHIP 2.250 0.000 1.000 2.000 1.000															PITCHER IP WLS BF H R ER SO BB IBB HBP BLK WP HR S P ERA WHIP																		

[illegible]

[illegible]

Batter	1	2	3	4	5	6	7	8	9	AB R H RBI BB SO LOB	BOTTOM																	
<div>Felipe Lopez, S</div> <div>(1, 6)</div> <div>OBP: 0.314, SLG: 0.369</div>	<div>1-2</div> <div>L3</div> <div>1</div>		<div>4-0</div> <div>G4-3</div> <div>BB</div> <div>2</div>		<div>0-1</div> <div>L9</div> <div>3</div>		<div>2-3</div> <div>K</div> <div>3</div>		<div>1-1</div> <div>G6-3</div> <div>3</div>	4 0 0 0 1 1 3	<div>Philadelphia Phillies @ Washington Nationals</div> <div>Robert F. Kennedy Memorial Stadium, Washington, DC</div> <div>livebaseballscorecards.com</div>																	
<div>10 Ronnie Belliard, R</div> <div>(1, 4)</div> <div>OBP: 0.328, SLG: 0.407</div>	<div>0-1</div> <div></div> <div>2B</div>		<div>3-2</div> <div>G4-3</div> <div>1-2</div> <div>2</div>		<div>1-1</div> <div>P5</div> <div>1</div>		<div>1-1</div> <div>HR</div>		4 1 2 1 0 0 1																			
<div>11 Ryan Zimmerman, R</div> <div>(1, 5)</div> <div>OBP: 0.316, SLG: 0.449</div>	<div>2-0</div> <div>G1-3</div> <div>2</div>		<div>2-2</div> <div>G4-3</div> <div>3</div>		<div>1-1</div> <div>G4-3</div> <div>2</div>		<div>0-2</div> <div>F8</div> <div>1</div>		4 0 0 0 0 0 2																			
<div>21 Dmitri Young, S</div> <div>(1, 3)</div> <div>OBP: 0.379, SLG: 0.507</div>	<div>1-2</div> <div>G6-3</div> <div>3</div>			<div>3-1</div> <div>G4-3</div> <div>1</div>		<div>0-0</div> <div>F9</div> <div>3</div>		<div>2-1</div> <div>HR</div>		4 1 1 1 0 0 1																		
<div>25 Austin Kearns, R</div> <div>(1, 9)</div> <div>OBP: 0.331, SLG: 0.381</div> <div>Ryan Langerhans, L</div> <div>(9, 9)</div> <div>OBP: 0.261, SLG: 0.277</div>				<div>4-0</div> <div>E</div> <div>BB</div>			<div>0-0</div> <div>1B</div> <div>2B</div>	<div>4-0</div> <div>F9-6</div> <div>1B</div> <div>BB</div>	2 0 2 0 2 0 0 0 0 0 0 0 0 0																			
<div>Ryan Church, L</div> <div>(1, 7)</div> <div>OBP: 0.343, SLG: 0.436</div>			<div>3-3</div> <div>K</div> <div>1</div>	<div>0-1</div> <div>E3</div> <div>3</div> <div>G6-4-3</div>			<div>3-3</div> <div>K</div> <div>1</div>	<div>1-1</div> <div></div> <div>1B</div>		4 0 1 0 0 2 3																		
<div>3 Jesus Flores, R</div> <div>(1, 2)</div> <div>OBP: 0.305, SLG: 0.353</div>			<div>2-3</div> <div>K</div> <div>2</div>	<div>1-2</div> <div>G6-4-3</div> <div>1-2f</div> <div>3</div>			<div>0-3</div> <div>K</div> <div>2</div>	<div>3-1</div> <div>F9-6</div> <div>2</div> <div>3</div>		4 0 0 0 0 2 6	<div>AB 33</div> <div>R 2</div> <div>H 7</div> <div>RBI 2</div> <div>BB 4</div> <div>SO 8</div> <div>LOB 17</div>																	
<div>Nook Logan, S</div> <div>(1, 8)</div> <div>OBP: 0.324, SLG: 0.358</div>			<div>2-2</div> <div>L6</div> <div>3</div>		<div>1-1</div> <div>L5</div> <div>1</div>		<div>0-0</div> <div></div> <div>BB</div> <div>1B</div>		<div>0-3</div> <div>K</div> <div>1</div>	4 0 1 0 0 1 1																		
<div>38 Joel Hanrahan, R</div> <div>(1, 1)</div> <div>OBP: 0.429, SLG: 1.000</div> <div>D'Angelo Jimenez, S</div> <div>(5, PH)</div> <div>OBP: 0.339, SLG: 0.213</div> <div>49 Chris Schroder, R</div> <div>(6, 1)</div> <div>Mike Bacsik, L</div> <div>(7, 1)</div> <div>OBP: 0.167, SLG: 0.174</div> <div>Tony Batista, R</div> <div>(7, PH)</div> <div>OBP: 0.358, SLG: 0.304</div> <div>52 Saul Rivera, S</div> <div>(8, 1)</div> <div>Jon Rauch, R</div> <div>(9, 1)</div> <div>Robert Fick, L</div> <div>(9, PH)</div> <div>OBP: 0.279, SLG: 0.254</div>			<div>1-3</div> <div>K</div> <div>1</div>		<div>2-3</div> <div>K</div> <div>2</div>		<div>4-2</div> <div>B</div> <div>1B</div> <div>BB</div>		<div>2-2</div> <div>L8</div> <div>2</div>	1 0 0 0 0 1 0 1 0 0 0 0 0 1 0 1 0 0 0 0 0 0 0 0 0 0 0 0 0 0 0 0 0 0 0 1 0 0 0 0 0 0 0	<div>WP: 0 PA: 37</div> <div>PB: 0</div> <div>SB: 1</div> <div>CS: 0</div>																	
Inning Stats	R: 0 E: 0 K: 0 S: 9	H: 1 LOB: 1 BB: 0 P: 13	R: 0 E: 0 K: 2 S: 16	H: 1 LOB: 1 BB: 0 P: 25	R: 0 E: 0 K: 1 S: 10	H: 0 LOB: 1 BB: 1 P: 20	R: 0 E: 0 K: 0 S: 7	H: 0 LOB: 1 BB: 1 P: 15	R: 0 E: 0 K: 1 S: 7	H: 0 LOB: 0 BB: 0 P: 10	R: 0 E: 0 K: 3 S: 17	H: 2 LOB: 3 BB: 1 P: 26	R: 2 E: 0 K: 0 S: 11	H: 3 LOB: 1 BB: 1 P: 22	R: 0 E: 0 K: 1 S: 9	H: 0 LOB: 0 BB: 0 P: 12	1B: 3 2B: 3 3B: 0 HR: 2	SF: 0 SAC: 0 DP: 2 HBP: 0	WP: 0 PB: 0 SB: 1 CS: 0									
PITCHER	IP	WLS	BF	H	R	ER	SO	BB	IBB	HBP	BLK	WP	HR	S	P	ERA	WHIP											
35 Cole Hamels, L	(1, 1)	6.2	W	26	4	0	0	6	2	0	0	0	0	0	62	101	0.00	0.900										
Antonio Alfonseca, R	(7, 1)	0.1	H	2	0	0	0	1	1	0	0	0	0	0	9	15	0.00	3.000										
45 Tom Gordon, R	(8, 1)	0.1		4	2	2	2	0	1	0	0	0	0	2	7	14	54.00	9.000										
16 J.C. Romero, L	(8, 1)	0.2	H	2	1	0	0	0	0	0	0	0	0	0	4	8	0.00	1.500										
39 Brett Myers, R	(9, 1)	1.0	S	3	0	0	0	1	0	0	0	0	0	0	9	12	0.00	0.000										

Batter	1				2				3				4				5				6				7				8				9				AB R H RBI BB SO LOB								BOTTOM						
<div>Felipe Lopez, S<div>OBP: 0.307, SLG: 0.360</div>(1, 6)<div>C C B B X</div><div></div></div>									<div><div>F7</div><div>3-2</div><div></div></div>								<div><div>E5</div><div>2-1</div><div></div></div>								<div><div>G4-3</div><div>1-2</div><div></div></div>												4 0 0 0 0 0 3				<div>New York Mets @ Washington Nationals</div> <div>Robert F. Kennedy Memorial Stadium, Washington, DC</div> <div>livebaseballscorecards.com</div> <div><div>AB29</div><div>R2</div><div>H3</div><div>RBI2</div><div>BB5</div><div>SO6</div><div>LOB11</div></div> <div></div>										
<div><div>D'Angelo Jimenez, S<div>OBP: 0.344, SLG: 0.200</div>(1, 4)<div>B B C C B B</div><div></div></div></div>									<div><div>11 1B</div><div>4-1</div><div></div></div>								<div><div>P2</div><div>2-2</div><div></div></div>								<div><div>G3</div><div>1-1</div><div></div></div>								2 0 0 0 2 0 1																		
<div><div>11 Ryan Zimmerman, R<div>OBP: 0.322, SLG: 0.456</div>(1, 5)<div>C B C C S</div><div></div></div></div>									<div><div>1B</div><div>1-0</div><div></div></div>								<div><div>G5-3</div><div>0-1</div><div></div></div>								<div><div>P3</div><div>3-2</div><div></div></div>								4 0 1 1 0 1 1																		
<div><div>25 Austin Kearns, R<div>OBP: 0.335, SLG: 0.383</div>(1, 8)<div>B C C C X</div><div></div></div></div>									<div><div>P3</div><div>1-1</div><div></div></div>								<div><div>G5-3</div><div>0-0</div><div></div></div>								<div><div>P4</div><div>0-1</div><div></div></div>								4 0 0 0 0 0 3																		
<div><div>Ryan Church, L<div>OBP: 0.339, SLG: 0.429</div>(1, 7)<div>B C C B X</div><div></div></div></div>					<div><div>G6-3</div><div>2-1</div><div></div></div>								<div><div>K</div><div>3-3</div><div></div></div>								<div><div>F9</div><div>0-1</div><div></div></div>								<div><div>K2-3</div><div>1-3</div><div></div></div>								4 0 0 0 0 2 0														
<div><div>26 Wily Mo Peña, R<div>OBP: 0.298, SLG: 0.405</div>(1, 9)<div>S S B B S</div><div></div></div></div>					<div><div>K</div><div>2-3</div><div></div></div>								<div><div>HR</div><div>1-1</div><div></div></div>								<div><div>SH1-4</div><div>4-2</div><div></div></div>								<div><div>K</div><div>1-3</div><div></div></div>								3 1 1 1 1 2 0														
<div><div>Brian Schneider, L<div>OBP: 0.319, SLG: 0.332</div>(1, 2)<div>B C C B X</div><div></div></div><div><div>3 Jesus Flores, R<div>OBP: 0.306, SLG: 0.347</div>(9, PH)<div>B C C B X</div><div></div></div></div></div>					<div><div>P3</div><div>2-1</div><div></div></div>								<div><div>P2</div><div>1-0</div><div></div></div>								<div><div>SH1-4</div><div>1-0</div><div></div></div>								<div><div>E1</div><div>1-0</div><div></div></div>								2 0 0 0 0 0 0 1 0 0 0 0 0 0														
<div><div>Robert Fick, L<div>OBP: 0.280, SLG: 0.255</div>(1, 3)<div>B C C B X</div><div></div></div><div><div>Tony Batista, R<div>OBP: 0.373, SLG: 0.304</div>(9, PH)<div>B C C B X</div><div></div></div></div></div>									<div><div>41 1B</div><div>3-1</div><div></div></div>								<div><div>G4-3</div><div>1-1</div><div></div></div>								<div><div>L8</div><div>0-0</div><div></div></div>								<div><div>BB</div><div>4-2</div><div></div></div>								3 1 1 0 0 0 1 0 0 0 0 1 0 0										
<div><div>41 Shawn Hill, R<div>OBP: 0.263, SLG: 0.125</div>(1, 1)<div>B C C B X</div><div></div></div><div><div>21 Dmitri Young, S<div>OBP: 0.380, SLG: 0.504</div>(7, PH)<div>B C C B X</div><div></div></div><div><div>Jon Rauch, R<div>OBP: 0.306, SLG: 0.347</div>(8, 1)<div>B C C B X</div><div></div></div><div><div>49 Chris Schroder, R<div>OBP: 0.322, SLG: 0.398</div>(8, 1)<div>B C C B X</div><div></div></div><div><div>10 Ronnie Belliard, R<div>OBP: 0.322, SLG: 0.398</div>(9, PH)<div>B C C B X</div><div></div></div></div></div></div></div></div>									<div><div>SH1-4</div><div>1-2</div><div></div></div>								<div><div>K</div><div>3-3</div><div></div></div>								<div><div>IBB</div><div>4-0</div><div></div></div>								<div><div>G1-3</div><div>0-1</div><div></div></div>								1 0 0 0 0 1 0 0 0 0 0 1 0 0 0 0 0 0 0 0 0 0 0 0 0 0 0 0 1 0 0 0 0 0 2										
Inning Stats	R: 0 E: 0 K: 1 S: 10	H: 0 LOB: 1 BB: 1 P: 18	R: 0 E: 0 K: 1 S: 7	H: 0 LOB: 0 BB: 0 P: 13	R: 1 E: 0 K: 0 S: 10	H: 2 LOB: 2 BB: 1 P: 23	R: 1 E: 0 K: 1 S: 11	H: 1 LOB: 0 BB: 0 P: 17	R: 0 E: 1 K: 1 S: 8	H: 0 LOB: 0 BB: 0 P: 15	R: 0 E: 0 K: 0 S: 5	H: 0 LOB: 0 BB: 0 P: 5	R: 0 E: 0 K: 0 S: 8	H: 0 LOB: 2 BB: 2 P: 18	R: 0 E: 0 K: 0 S: 7	H: 0 LOB: 0 BB: 0 P: 11	R: 0 E: 1 K: 2 S: 11	H: 0 LOB: 2 BB: 1 P: 18	1B: 2 2B: 0 3B: 0 HR: 1	SF: 0 SAC: 2 DP: 0 HBP: 0	WP: 0 PB: 0 SB: 0 CS: 1	PA: 36																													
PITCHER	IP 26 Orlando Hernandez, R <div>ERA: 3.09</div> (1, 1)	WLS W	BF 28	H 3	R 2	ER 2	SO 4	BB 3	IBB 1	HBP 0	BLK 0	WP 0	HR 1	S 59	P 109	ERA 2.57	WHIP 0.857	IP Jorge Sosa, R <div>ERA: 4.11</div> (8, 1)	WLS 1.0	BF 3	H 0	R 0	ER 0	SO 0	BB 0	IBB 0	HBP 0	BLK 0	WP 0	HR 0	S 7	P 11	ERA 0.00	WHIP 0.000	IP 25 Pedro Feliciano, L <div>ERA: 2.8</div> (9, 1)	WLS 1.0	BF 5	H 0	R 0	ER 0	SO 2	BB 1	IBB 0	HBP 0	BLK 0	WP 0	HR 0	S 11	P 18	ERA 0.00	WHIP 1.000

Batter	1		2		3		4		5		6		7		8		9		AB	R	H	RBI	BB	SO	LOB	TOP	
<div>Felipe Lopez, S<div>OBP: 0.305, SLG: 0.355</div></div> <div>(1, 6)</div>	<div><div>B FA 89 F FA 89 S FA 90 S CU 77</div><div>1-3</div><div><div>K</div><div>1</div></div></div>			<div><div>C CU 76 B FA 85 X CU 75</div><div>1-1</div><div><div>G6-3</div><div>3</div></div></div>			<div><div>B FA 88 C FA 89 B CU 77 C FA 89 X FA 89</div><div>2-2</div><div><div>G6-3</div><div>2</div></div></div>	<div><div>C FA 87 S SL 78 X SL 79</div><div>0-2</div><div><div>FC5</div><div>11 1B</div><div>1-2 2-3f</div><div>2</div></div></div>	<div><div>IN 74 I IN 73 I IN 72</div><div>4-0</div><div><div>E</div><div>1B</div><div>IBB</div></div></div>		<div><div>C FA 88 S CH 78 B CH 79 B CH 77 C FA 88</div><div>2-3</div><div><div>K</div><div>2</div></div></div>	5 2 0 0 1 2 4	<div>Washington Nationals @ Houston Astros</div> <div>Minute Maid Park, Houston, TX</div> <div>Tue Aug 21 2007, 7:05 PM CDT</div> <div>Att. 34,073 - Roof Closed - 73 F</div>														
<div>Nook Logan, S<div>OBP: 0.335, SLG: 0.375</div></div> <div>(1, 8)</div>	<div><div>C FA 91 C CU 76 X FA 90</div><div>0-2</div><div><div>P6</div><div>2</div></div></div>		<div><div>X FA 90</div><div>0-0</div><div><div>11 3B</div><div>2B</div></div></div>	<div><div>C FA 90 S CU 78 F CU 78 X CU 78</div><div>0-2</div><div><div>11 S</div><div>1B</div><div>2-H</div></div></div>	<div><div>B FA 86 X FA 87</div><div>1-0</div><div><div>11 1B</div><div>1B</div><div>1-2 2-H</div></div></div>	<div><div>B SL 86 F SL 86 B FA 92 S SL 86 B CU 75 F FA 91 F FA 91 X FA 91</div><div>3-2</div><div><div>E7</div><div>11 FC5-4</div><div>1-H 2-H</div><div>1B</div></div></div>	<div><div>X FA 88</div><div>0-0</div><div><div>11 BB</div><div>1B</div><div>1-2</div></div></div>	6 2 5 3 0 0 0																			
<div>11 Ryan Zimmerman, R<div>OBP: 0.324, SLG: 0.464</div></div> <div>(1, 5)</div>	<div><div>X FA 90</div><div>0-0</div><div><div>G6-3</div><div>3</div></div></div>		<div><div>B CU 76 B FA 87 B FA 90 C FA 90 X FA 89</div><div>3-1</div><div><div>26 FC6-4</div><div>3B</div><div>2-H</div></div></div>	<div><div>B FA 89 1 SAFE 1 SAFE B CU 77 X FA 88</div><div>1-0</div><div><div>1-H</div><div>HR</div></div></div>	<div><div>B FA 92 F FA 91 S SL 85 X FA 92</div><div>1-2</div><div><div>21 BB</div><div>1B</div><div>1-3 2-H</div></div></div>	<div><div>X SL 87</div><div>0-0</div><div><div>FC5-4</div><div>1-2f</div><div>3</div></div></div>	<div><div>B CH 77 B SL 82 F FA 89 B FA 88 S FA 89 B FA 89</div><div>4-2</div><div><div>1-2 2-3</div><div>BB</div></div></div>	5 2 3 4 1 0 1																			
<div>21 Dmitri Young, S<div>OBP: 0.384, SLG: 0.512</div></div> <div>(6, 1)</div> <div>34 Ray King, L<div>OBP: 0.304, SLG: 0.344</div></div> <div>(8, PH)</div> <div>3 Jesus Flores, R<div>OBP: 0.304, SLG: 0.344</div></div> <div>(8, 1)</div> <div>Ryan Church, L<div>OBP: 0.339, SLG: 0.431</div></div> <div>(9, PH)</div> <div>49 Chris Schroder, R</div> <div>(9, 1)</div>		<div><div>C FA 90 B FA 90 B FA 89 F FA 91 X FA 91</div><div>2-2</div><div><div>26 FC6-4</div><div>1B</div></div></div>		<div><div>B FA 84 C CU 75 B FA 90 B FA 89 F FA 91 F CU 78 F FA 91 C FA 91</div><div>3-3</div><div><div>1</div></div></div>	<div><div>B FA 88 B FA 88 S FA 83 F FA 88 B CU 77 B FA 90</div><div>4-2</div><div><div>BB</div></div></div>	<div><div>B FA 92 B CH 84 S CH 84 B FA 91 B FA 91</div><div>4-1</div><div><div>1-2</div><div>BB</div></div></div>		<div><div>B CH 78 B CH 77 F FA 88 F CH 78 X FA 89</div><div>2-2</div><div><div>G6-3</div><div>1</div></div></div>	<div><div>C SL 80 B FA 90 X FA 90</div><div>1-1</div><div><div>F8</div><div>3</div></div></div>	2 0 1 0 2 1 1 0 0 0 0 0 0 0 0 0 0 0 0 0 0 1 0 0 0 0 0 0 0 0 0 0 0 0 0 1 0 0 0 0 0 3 0 0 0 0 0 0 0																	
<div>25 Austin Kearns, R<div>OBP: 0.340, SLG: 0.388</div></div> <div>(1, 9)</div>		<div><div>B FA 90 F FA 89 F CU 76 F CU 77 B FA 92 F CU 78 C FA 91</div><div>2-3</div><div><div>1</div></div></div>		<div><div>B CU 77 S CU 79 B CU 78 B FA 91 B FA 90</div><div>4-1</div><div><div>26 FC6-4</div><div>BB</div></div></div>	<div><div>F FA 89 C CU 76 B FA 90 B FA 89 X CU 74</div><div>2-2</div><div><div>G1-3</div><div>3</div></div></div>	<div><div>C FA 91 C SL 87 F FA 91 C FA 91</div><div>0-3</div><div><div>K</div><div>3</div></div></div>		<div><div>C CH 78 B CH 79 B FA 89 F FA 88 F FA 90 F FA 89 B B B</div><div>4-2</div><div><div>BB</div></div></div>			3 0 0 0 2 2 5																
<div>26 Willy Mo Peña, R<div>OBP: 0.309, SLG: 0.424</div></div> <div>(1, 7)</div>		<div><div>B CU 77 B FA 91 C FA 90 X FA 90</div><div>3-1</div><div><div>FC6-4</div><div>1-2f</div><div>2</div></div></div>		<div><div>B FA 90 D CU 78 X FA 90</div><div>2-0</div><div><div>FC6-4</div><div>1-2f</div><div>3-H</div><div>2</div></div></div>		<div><div>F FA 87 F FA 88 C FA 89</div><div>0-3</div><div><div>K</div><div>1</div></div></div>	<div><div>B SL 85 F FA 89 X FA 90</div><div>1-1</div><div><div>10 2B</div><div>1B</div></div></div>	<div><div>X FA 87</div><div>0-0</div><div><div>F8</div><div>2</div></div></div>			5 1 1 1 0 1 3																
<div>10 Ronnie Belliard, R<div>OBP: 0.329, SLG: 0.406</div></div> <div>(1, 4)</div>		<div><div>C FA 90 C FA 90 F CU 76 S CU 79</div><div>1-3</div><div><div>3</div></div></div>		<div><div>1 SAFE B CH 83 B FA 90 X FA 88</div><div>2-0</div><div><div>P3</div><div>3</div></div></div>		<div><div>B FA 85 C FA 87 C FA 89 B CU 76 B FA 88 B FA 89</div><div>4-2</div><div><div>BB</div><div>1B</div><div>BB</div></div></div>	<div><div>C FA 90 C FA 90 1 SAFE F SL 86 X FA 90</div><div>1-2</div><div><div>1B</div><div>2B</div><div>1-H</div></div></div>	<div><div>C FA 88 S CH 78 X FA 91</div><div>0-2</div><div><div>F9</div><div>3</div></div></div>			4 2 1 1 1 1 3																
<div>Brian Schneider, L<div>OBP: 0.319, SLG: 0.333</div></div> <div>(1, 2)</div>			<div><div>B FA 90 X FA 90</div><div>1-0</div><div><div>P5</div><div>1</div></div></div>		<div><div>B FA 88 X FA 89</div><div>1-0</div><div><div>1B</div><div>2B</div></div></div>	<div><div>D CU 76 1 SAFE B FA 86 F FA 88 F FA 88 F FA 89 1 SAFE B FA 89</div><div>4-2</div><div><div>FC5</div><div>1B</div><div>1-2</div><div>BB</div></div></div>	<div><div>B CU 74 B CH 84 X FA 90</div><div>2-1</div><div><div>G6-3</div><div>1</div></div></div>		<div><div>X FA 87</div><div>0-0</div><div><div>11 BB</div><div>1B</div><div>1B</div></div></div>	4 1 2 0 1 0 1																	
<div>38 Joel Hanrahan, R<div>OBP: 0.333, SLG: 0.778</div></div> <div>(1, 1)</div> <div>Tony Batista, R<div>OBP: 0.368, SLG: 0.301</div></div> <div>(6, PH)</div> <div>(6, 3)</div>			<div><div>C FA 90 S CU 76 F CU 75 S FA 91</div><div>0-3</div><div><div>2</div></div></div>		<div><div>D CU 76 C FA 89 B C S</div><div>2-3</div><div><div>K</div><div>1</div></div></div>	<div><div>C CH 78 B FA 86 C FA 86 F FA 86 X CH 76</div><div>1-2</div><div><div>1B</div><div>1B</div><div>1-2 2-H</div></div></div>	<div><div>C SL 86 F FA 87 B CU 73 F FA 90 T FA 90</div><div>1-2</div><div><div>K</div><div>2</div></div></div>		<div><div>C FA 87 B FA 86 C CH 79 F FA 89 X SL 80</div><div>1-2</div><div><div>F9</div><div>1</div></div></div>	2 0 0 0 0 2 1 3 1 1 1 0 1 2																	
Inning Stats	R: 0 E: 0 K: 1 S: 7	H: 0 LOB: 0 BB: 0 P: 8	R: 0 E: 0 K: 2 S: 14	H: 1 LOB: 1 BB: 0 P: 22	R: 0 E: 0 K: 1 S: 7	H: 0 LOB: 0 BB: 0 P: 9	R: 2 E: 0 K: 1 S: 11	H: 2 LOB: 1 BB: 1 P: 25	R: 3 E: 0 K: 1 S: 17	H: 3 LOB: 1 BB: 1 P: 29	R: 3 E: 0 K: 2 S: 23	H: 3 LOB: 3 BB: 3 P: 38	R: 3 E: 1 K: 1 S: 18	H: 3 LOB: 1 BB: 1 P: 30	R: 0 E: 0 K: 0 S: 12	H: 0 LOB: 1 BB: 1 P: 18	R: 0 E: 0 K: 1 S: 13	H: 2 LOB: 3 BB: 1 P: 21	1B: 9 2B: 3 3B: 1 HR: 1	SF: 0 SAC: 0 DP: 0 HBP: 0	WP: 0 PB: 0 SB: 1 CS: 0	PA: 49					
PITCHER	IP	WLS	BF	H	R	ER	SO	BB	IBB	HBP	BLK	WP	HR	S	P	ERA	WHIP										
51 Wandy Rodriguez, L <div>ERA: 4.58</div>	5.1	L	26	6	7	7	7	4	0	0	0	0	1	63	108	11.81	1.875										
Trever Miller, L <div>ERA: 5.15</div>	0.1		3	2	0	0	0	0	0	0	0	0	0	8	10	0.00	6.000										
Dave Borkowski, R <div>ERA: 5.43</div>	1.1		10	4	4	3	2	1	1	0	0	0	0	26	43	20.25	3.750										
Mark McLemore, L <div>ERA: 3.43</div>	2.0		10	2	0	0	1	2	0	0	0	0	0	25	39	0.00	2.000										

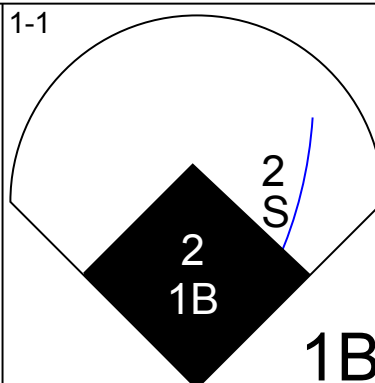
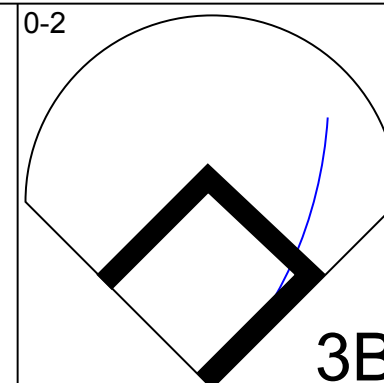
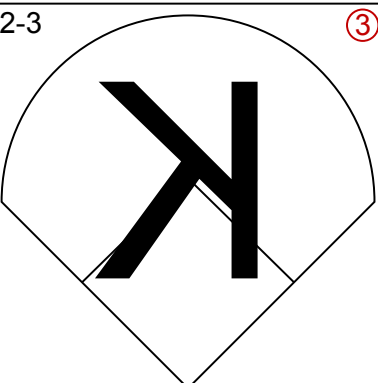
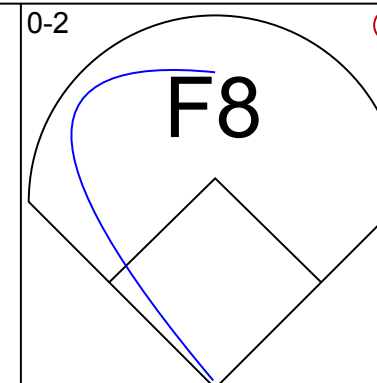
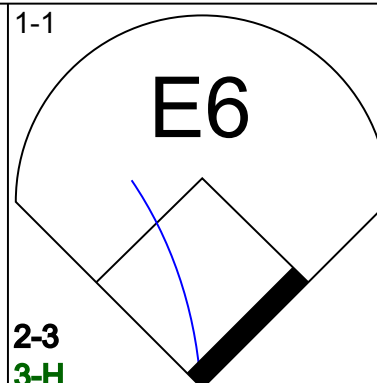
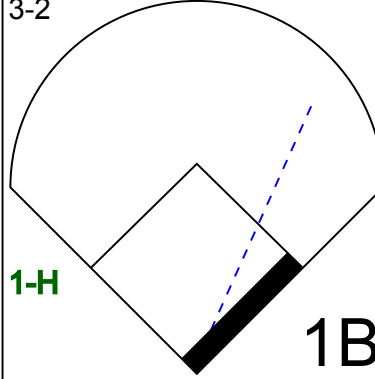
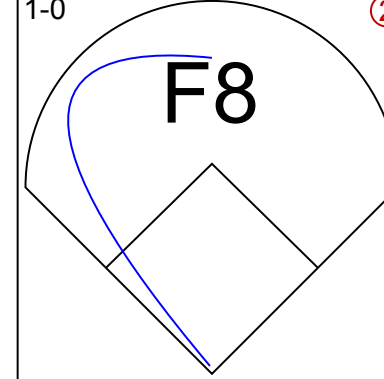
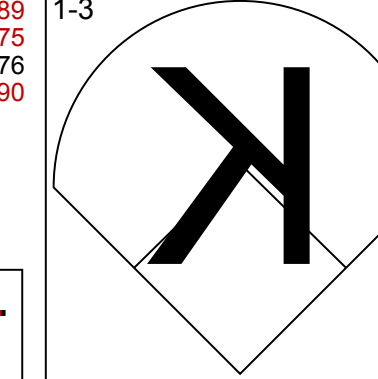
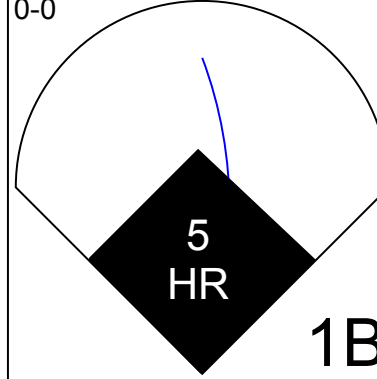
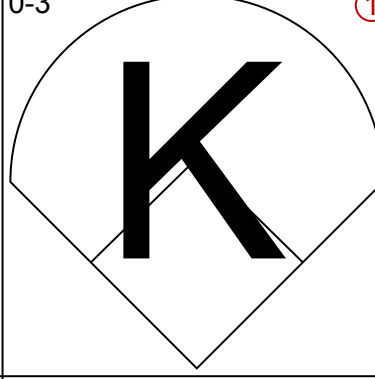
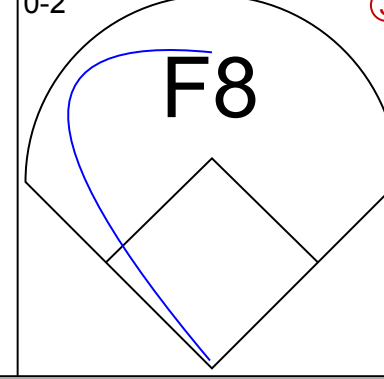
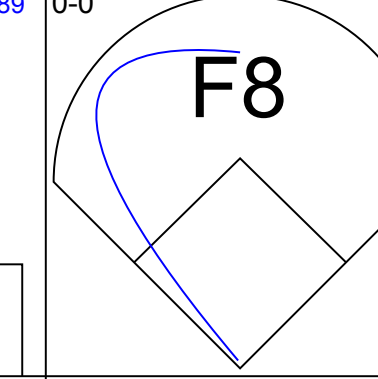
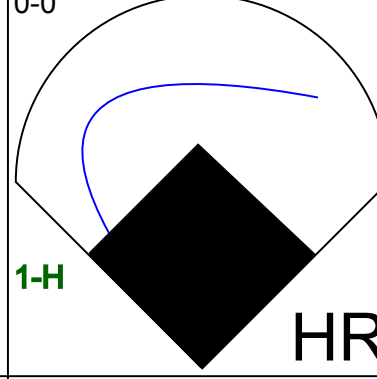
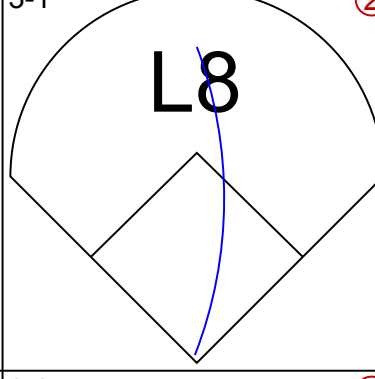
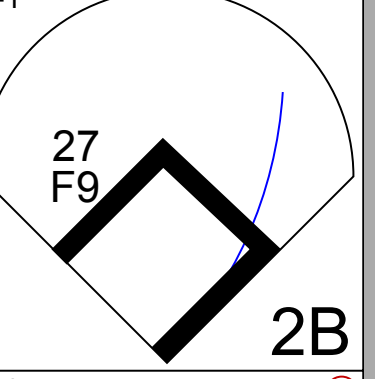
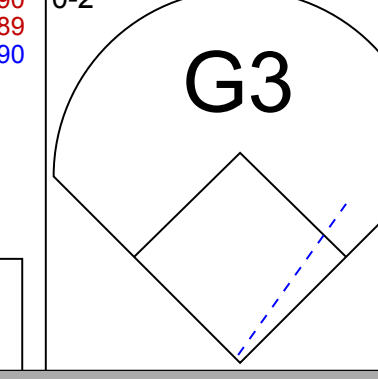

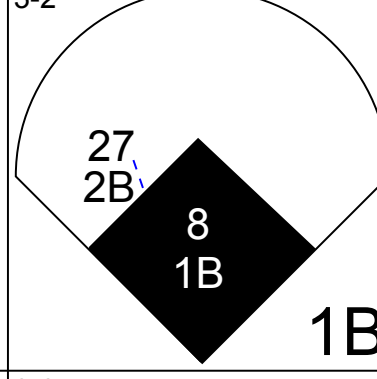
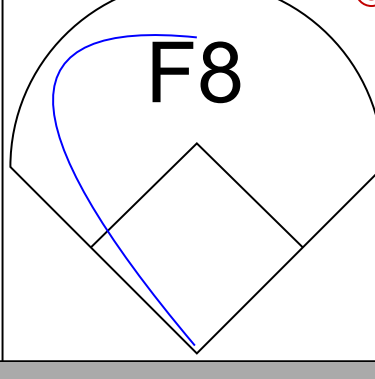
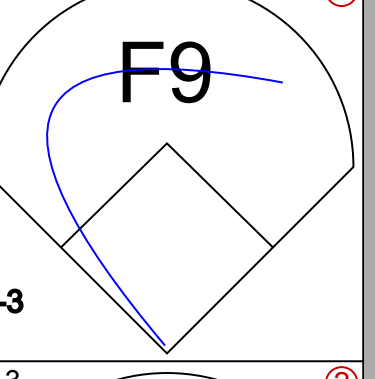
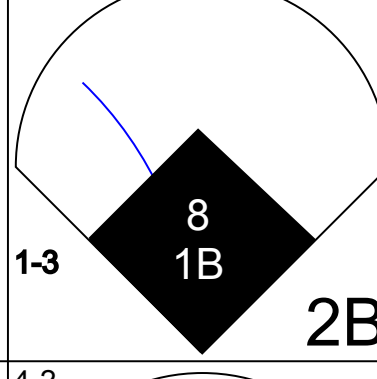


Batter	1		2		3		4		5		6		7		8		9		AB R H RBI BB SO LOB		TOP	
Felipe Lopez, S OBP: 0.305, SLG: 0.355	(1, 6) C FA 89 X FA 90	0-1 F8	① C CU 72 S CH 82 F FA 91 B FB 85 S	3-3 K	①		B FA 92 C FA 90 F FA 91 X CH 80	1-2 G1-3	①		B CH 77 X CH 78	1-0 F9	②		B FA 90 B SL 84 B FA 90 C FA 90 C FA 90 F FA 90 B FA 90	4-2 FC6-4 BB			4 0 0 0 1 1 1			
Nook Logan, S OBP: 0.335, SLG: 0.373	(1, 8) X FA 91	0-0 11 2B 1B	B FA 92 C FA 92 F FA 90 X FA 91	3-2 F7	②		B CH 82 X FA 92	1-0 1B			C CH 78 X	0-1 L6	③		1 SAFE B FA 89 X SL 85	1-0 FC6-4	②		5 1 2 0 0 0 1			
11 Ryan Zimmerman, R OBP: 0.325, SLG: 0.463	(1, 5) C FA 91 X FA 91	0-1 21 2B 2B	B FA 91 C CH 81 C FA 90 B CU 76 S CH 79	2-3 K	③		X CU 74	0-0 SF8	②					S FA 88 F FA 89 B SL 83 F FA 89 C CH 78 B CH 79 B FA 88 B FA 89	4-2 21 2B SF8 BB			3 2 1 2 1 1 1				
21 Dmitri Young, S OBP: 0.384, SLG: 0.516 Robert Fick, L OBP: 0.281, SLG: 0.252	(1, 3) X FA 92 (7, PR) (7, 3)	0-0 25 2B 2B				X	0-0 F9	① B FA 90 X CH 82	1-0 G4-3	③		X CH 77	0-0 2B			B CU 77 C CU 76 B FA 88 B SL 88 B FA 88	4-1 25 FC6-4 BB		4 1 2 1 0 0 1 0 0 0 0 1 0 0			
25 Austin Kearns, R OBP: 0.347, SLG: 0.401	(1, 9) C CU 73 B FA 93 S FA 92 X CU 75	1-2 10 HR 2B				B FA 89 B CH 80 B FA 92 C FA 91 X FA 90	3-1 10 1B				C FA 90 X CH 82	0-1 FC3-6 1B		I IN 66 I IN 63 I IN 59 I IN 58	4-0 IBB		B FA 89 C FA 89 F SL 86 B CU 82 X FA 90	2-2 FC6-4	①	4 1 3 1 1 0 1		
Ryan Church, L OBP: 0.337, SLG: 0.428	(1, 7) B CH 82 C FA 92 S CH 80 F FA 92 S CH 82	1-3 K				C FA 89 1 SAFE B CH 79 S CH 78 S FA 92	1-3 K	②		X FA 89	0-0 FC3-6 1B	①	B FA 90 B CH 78 F FA 89 C FA 90 X SL 79	2-2 SF8	①	B CU 77 B FA 88 S CH 82 C SL 87 X SL 88	2-2 F7	②	4 0 0 1 0 2 4			
10 Ronnie Belliard, R OBP: 0.327, SLG: 0.409	(1, 4) X FA 93	0-0 HR				B FA 91 S CH 82 X FA 91	1-1 1B			B FA 89 B FA 90 S CH 80 F FA 91 F CH 79 1 SAFE B CH 78 X FA 92	3-2 F8	②	B CH 78 S CH 77 B X CH 77	2-2 F3	②	B SL 80 B FA 88 B FA 89 C FA 88 X FA 88	3-1 P4	③	5 1 2 2 0 0 4			
Brian Schneider, L OBP: 0.320, SLG: 0.330	(1, 2) B CU 71 F FA 90 B CH 82 X FA 91	2-1 1B				S CH 81 F FA 93 X CH 79	0-2 P6	③		F CH 82 B FA 92 X CH 78	1-1 G4-3	③							4 0 1 0 0 0 5			
26 John Lannan, L OBP: 0.154, SLG: 0.231 D'Angelo Jimenez, S OBP: 0.338, SLG: 0.198 Jesus Colome, R Luis Ayala, R 34 Ray King, L 26 Willy Mo Peña, R OBP: 0.301, SLG: 0.412 Jon Rauch, R 32 Chad Cordero, R	(1, 1) (6, PH) (6, 1) (7, 1) (7, 1) (8, PH) (8, 1) (9, 1)	3-2 G4-3	B FA 90 B FA 91 C FA 91 S FA 90 F FA 91 B FA 91 X			C FA 89 F CH 78 B CU 73 F FA 90 B CU 74 X FA 90	2-2 1B 11 SF8 2B			B FA 88 F CH 80 X FA 89	1-1 F8	①		X SL 84	0-0 F9	①		2 1 1 0 0 0 1 1 0 1 0				
Inning Stats	R: 5 E: 0 K: 1 S: 20	H: 6 LOB: 1 BB: 0 P: 27	R: 0 E: 0 K: 2 S: 10	H: 0 LOB: 0 BB: 0 P: 18	R: 0 E: 0 K: 1 S: 11	H: 2 LOB: 2 BB: 0 P: 16	R: 1 E: 0 K: 0 S: 10	H: 2 LOB: 1 BB: 0 P: 15	R: 0 E: 0 K: 0 S: 9	H: 1 LOB: 1 BB: 0 P: 13	R: 0 E: 0 K: 0 S: 5	H: 0 LOB: 0 BB: 0 P: 7	R: 1 E: 0 K: 0 S: 13	H: 1 LOB: 2 BB: 2 P: 28	R: 0 E: 0 K: 0 S: 9	H: 0 LOB: 1 BB: 1 P: 15	R: 0 E: 0 K: 0 S: 9	H: 0 LOB: 1 BB: 1 P: 18	1B: 6 2B: 5 3B: 0 HR: 1	SF: 2 SAC: 0 DP: 0 HBP: 0	WP: 0 PB: 0 SB: 0 CS: 0	PA: 43
PITCHER 71 Juan Gutierrez, R ERA: 9.0 Mark McLemore, L ERA: 3.52 Dave Borkowski, R ERA: 5.34 Brian Moehler, R ERA: 4.84	(1, 1) (6, 1) (8, 1) (9, 1)	IP 5.0 WLS L BF 26 H 11 R 6 ER 6 SO 4 BB 0 IBB 0 HBP 0 BLK 0 WP 0 HR 1 S 60 P 89 ERA 10.80 WHIP 2.200	IP 2.0 WLS L BF 9 H 1 R 1 ER 1 SO 0 BB 1 IBB 1 HBP 0 BLK 0 WP 0 HR 0 S 18 P 35 ERA 4.50 WHIP 1.000	IP 1.0 WLS L BF 4 H 0 R 0 ER 0 SO 0 BB 1 IBB 0 HBP 0 BLK 0 WP 0 HR 0 S 9 P 15 ERA 0.00 WHIP 1.000	IP 1.0 WLS L BF 4 H 0 R 0 ER 0 SO 0 BB 1 IBB 0 HBP 0 BLK 0 WP 0 HR 0 S 9 P 18 ERA 0.00 WHIP 1.000	PITCHER IP WLS BF H R ER SO BB IBB HBP BLK WP HR S P ERA WHIP																

Batter		1				2				3				4				5				6				7				8				9				AB R H RBI BB SO LOB				BOTTOM							
<div>Craig Biggio, R</div> <div>OBP: 0.290, SLG: 0.403</div> <div>(1, 4)</div>		<div>C FA 86 X CU 72</div> <div>0-1</div> <div>F8</div> <div>1</div>								<div>C FA 86 F CU 74 B CU 73 X CH 82</div> <div>1-2</div> <div>G6-3</div> <div>1</div>								<div>B FA 88 X FA 87</div> <div>1-0</div> <div>17 PB 17 G4-3 9 BB 1B</div>								<div>B SL 83 B SL 82 C FA 89 X CH 83</div> <div>2-1</div> <div>F7</div> <div>1</div>								<div>F SL 82 F SL 82 F SL 81 F SL 83 B SL 84 B FA 92 F FA 92 X FA 91</div> <div>3-2</div> <div>F8</div> <div>1</div>				<div>5 1 1 0 0 0 0</div>				<div>Washington Nationals @ Houston Astros</div> <div>Minute Maid Park, Houston, TX</div> <div>Thu Aug 23 2007, 7:05 PM CDT</div> <div>Att. 36,407 - Roof Closed - 73 F</div>							
<div>9 Hunter Pence, R</div> <div>OBP: 0.354, SLG: 0.561</div> <div>(1, 8)</div>		<div>B FA 85 F FA 85 F FA 86 X CU 74</div> <div>1-2</div> <div>G6-3</div> <div>2</div>				<div>B FA 88 F CU 74 B FA 87 X FA 88</div> <div>1-1</div> <div>17 BB 1B</div>				<div>B FA 87 B CH 74 B FA 87 B FA 86</div> <div>4-0</div> <div>17 G4-3 17 PB 45 HR BB</div>				<div>C FA 89 B FA 90 F SL 82 X FA 90</div> <div>1-2</div> <div>P3</div> <div>2</div>				<div>C FA 91 F FA 91 F FA 92 B SL 83 X FA 91</div> <div>2-2</div> <div>17 BLK 45 HR 2B</div>				<div>4 2 2 0 1 0 0</div>																											
<div>17 Lance Berkman, S</div> <div>OBP: 0.386, SLG: 0.482</div> <div>(1, 3)</div>		<div>B FA 87 B FA 85 B FA 87 C FA 87 B FA 87</div> <div>4-1</div> <div>45 FC5-4 BB</div>				<div>C FA 87 S CU 74 D CU 74 B FA 87 B FA 87 B FA 88</div> <div>4-2</div> <div>BB</div>				<div>B CU 76 B FA 88 C FA 82 X CU 73</div> <div>2-1</div> <div>G4-3</div> <div>2</div>				<div>B FA 90 X SL 82</div> <div>1-0</div> <div>45 1B 2B</div>				<div>F FA 91 X FA 91</div> <div>0-1</div> <div>P4</div> <div>2</div>				<div>3 1 1 1 2 0 2</div>																											
<div>45 Carlos Lee, R</div> <div>OBP: 0.359, SLG: 0.539</div> <div>(1, 7)</div>		<div>C FA 87 F CH 80 B FA 87 B CU 75 X FA 87</div> <div>2-2</div> <div>FC5-4 BB</div>				<div>B FA 86 X CU 73</div> <div>1-0</div> <div>G5-3</div> <div>3</div>								<div>B FA 85 B CH 80 C FA 86 B CH 82 C FA 88 F FA 88 B FA 88</div> <div>4-2</div> <div>BB BB</div>				<div>F FA 82 X FA 87</div> <div>0-1</div> <div>F9</div> <div>3</div>				<div>B SL 84 S FA 91 F SL 84 X FA 92</div> <div>1-2</div> <div>2-H 1B</div>				<div>C FA 91 B FA 90 X FA 91</div> <div>1-1</div> <div>HR</div>				<div>5 2 3 5 0 0 2</div>																			
<div>21 Ty Wigginton, R</div> <div>OBP: 0.333, SLG: 0.452</div> <div>(6, 1)</div> <div>Mark McLemore, L</div> <div>OBP: 0.351, SLG: 0.493</div> <div>(7, PH)</div> <div>Luke Scott, L</div> <div>OBP: 0.250, SLG: 0.250</div> <div>(8, 1)</div> <div>Dave Borkowski, R</div> <div>OBP: 0.250, SLG: 0.250</div> <div>(9, PH)</div> <div>Brian Moehler, R</div> <div>OBP: 0.330, SLG: 0.267</div> <div>(9, PH)</div>		<div>S FA 86 X CH 80</div> <div>0-1</div> <div>G1-3</div> <div>1</div>								<div>B FA 87 B FA 87 C FA 87 B CH 82 B FA 87</div> <div>4-1</div> <div>G3-6-1 BB</div>								<div>B SL 82 F FA 92 B SL 82 B SL 87 X FA 94</div> <div>3-1</div> <div>F9</div> <div>1</div>								<div>B FA 89 F FA 90 C FA 91 F SL 84 B SL 85 X CU 74</div> <div>1-2</div> <div>G5-3</div> <div>1</div>				<div>3 0 1 0 1 0 0</div>				<div>livebaseballscorecards.com</div>															
<div>Mark Loretta, R</div> <div>OBP: 0.354, SLG: 0.358</div> <div>(1, 6)</div> <div>(6, 5)</div> <div>(9, 6)</div>		<div>C FA 86 B FA 86 C CH 80 C FA 88 X FA 88</div> <div>1-2</div> <div>F8 1B</div>				<div>B FA 86 B CH 79 F FA 87 B FA 86 F FA 86 X FA 88</div> <div>3-2</div> <div>1B</div>				<div>C CU 73 F CU 74 B FA 87 T CH 82</div> <div>1-2</div> <div>K</div>				<div>C SL 85 S SL 84 B SL 84 B SL 85 F FA 95 B SL 85 B FA 95</div> <div>4-2</div> <div>BB</div>				<div>B FA 96 B CH 85 F FA 95 X FA 94</div> <div>2-1</div> <div>F9</div> <div>2</div>				<div>C FA 90 B CH 83 F FA 91 F CU 76 F FA 91 S SL 81</div> <div>1-3</div> <div>K</div> <div>2</div>				<div>2 0 1 0 2 1 2</div>																							
<div>Chris Burke, R</div> <div>OBP: 0.311, SLG: 0.357</div> <div>(1, 9)</div>		<div>B FA 86 B CH 79 F FA 87 B FA 86 F FA 86 X FA 88</div> <div>1-2</div> <div>1B</div>				<div>B CU 73 X FA 87</div> <div>1-0</div> <div>F8</div> <div>2</div>				<div>X CU 73</div> <div>0-0</div> <div>G3-6-1</div> <div>2</div> <div>3</div>								<div>B FA 96 B CH 85 F FA 95 X FA 94</div> <div>2-1</div> <div>F9</div> <div>2</div>				<div>C FA 90 B CH 83 F FA 91 F CU 76 F FA 91 S SL 81</div> <div>1-3</div> <div>K</div> <div>2</div>				<div>4 0 0 0 0 1 6</div>																							
<div>Eric Munson, L</div> <div>OBP: 0.325, SLG: 0.402</div> <div>(1, 2)</div>		<div>B CU 73 X FA 87</div> <div>1-0</div> <div>F8</div> <div>2</div>				<div>C CU 74 S CU 73 S CU 72</div> <div>0-3</div> <div>K</div> <div>3</div>								<div>B FA 86 B FA 85 F FA 87 F CU 75 X CH 82</div> <div>2-2</div> <div>F8</div> <div>1</div>				<div>1 SAFE C SL 85 C SL 85 C FA 95 S SL 87</div> <div>1-3</div> <div>K</div> <div>3</div>				<div>F FA 91 F FA 90 B CH 83 F SL 83 F FA 90 B FA 90 B FA 91 X FA 91</div> <div>3-2</div> <div>G6-3</div> <div>3</div>				<div>1 0 0 0 0 1 2</div>																							
<div>71 Juan Gutierrez, R</div> <div>(1, 1)</div> <div>Eric Bruntlett, R</div> <div>OBP: 0.346, SLG: 0.276</div> <div>(5, PH)</div> <div>(6, 6)</div> <div>Mike Lamb, L</div> <div>OBP: 0.365, SLG: 0.454</div> <div>(8, PH)</div> <div>(9, 5)</div>		<div>R: 0 E: 0 K: 0 S: 9</div> <div>H: 0 LOB: 1 BB: 1 P: 16</div>				<div>R: 0 E: 0 K: 1 S: 13</div> <div>H: 2 LOB: 2 BB: 0 P: 18</div>				<div>R: 0 E: 0 K: 0 S: 8</div> <div>H: 1 LOB: 1 BB: 1 P: 15</div>				<div>R: 0 E: 0 K: 1 S: 8</div> <div>H: 0 LOB: 1 BB: 2 P: 17</div>				<div>R: 3 E: 0 K: 0 S: 10</div> <div>H: 2 LOB: 0 BB: 1 P: 19</div>				<div>R: 0 E: 0 K: 1 S: 10</div> <div>H: 0 LOB: 1 BB: 1 P: 20</div>				<div>R: 1 E: 0 K: 0 S: 10</div> <div>H: 2 LOB: 1 BB: 0 P: 15</div>				<div>R: 0 E: 0 K: 1 S: 15</div> <div>H: 0 LOB: 1 BB: 1 P: 24</div>				<div>R: 2 E: 0 K: 0 S: 16</div> <div>H: 2 LOB: 0 BB: 0 P: 24</div>				<div>1B: 5 2B: 2 3B: 0 HR: 2</div> <div>SF: 0 SAC: 0 DP: 1 HBP: 0</div>				<div>WP: 0 PB: 1 SB: 0 CS: 0</div> <div>PA: 41</div>				<div>HOUSTON ASTROS</div>			
<div>PITCHER</div> <div>26 John Lannan, L</div> <div>ERA: 4.15</div> <div>(1, 1)</div> <div>Jesus Colome, R</div> <div>ERA: 2.72</div> <div>(6, 1)</div> <div>Luis Ayala, R</div> <div>ERA: 2.73</div> <div>(7, 1)</div> <div>34 Ray King, L</div> <div>ERA: 4.94</div> <div>(7, 1)</div> <div>Jon Rauch, R</div> <div>ERA: 4.13</div> <div>(8, 1)</div>		<div>IP WLS BF H R ER SO BB IBB HBP BLK WP HR S P ERA WHIP</div> <div>5.0 W 23 5 3 3 2 5 0 0 0 0 1 48 85 5.40 2.000</div>				<div>IP WLS BF H R ER SO BB IBB HBP BLK WP HR S P ERA WHIP</div> <div>1.0 S 5 2 2 2 0 0 0 0 0 0 0 1 16 24 18.00 2.000</div>																																											

Washington Nationals @ Colorado Rockies
Coors Field, Denver, CO
Fri Aug 24 2007, 7:05 PM MDT
Att. 25,232 - Clear - 77 F




Batter	1				2				3				4				5				6				7				8				9				AB R H RBI BB SO LOB				BOTTOM																																																																																																																																																																																																																																																																																																																																																																																																																																																																																																																																																																																																																																																																																																																																							
Kazuo Matsui, S OBP: 0.337, SLG: 0.403	(1, 4)	C FA 89 B FA 89 X FA 90	1-1		1B					C SI 90 S SI 89 X SL 82	0-2		3B					C SI 91 B CH 81 B FA 91 F FA 91 C FA 89	2-3							C CH 82 C SL 83 X FA 90	0-2		F8	B FA 90 S CH 84 X FA 92	1-1		E6	5	1	2	0	0	1	1	<div>Washington Nationals @ Colorado Rockies</div> <div>Coors Field, Denver, CO</div> <div>Fri Aug 24 2007, 7:05 PM MDT</div> <div>Att. 25,232 - Clear - 77 F</div>																																																																																																																																																																																																																																																																																																																																																																																																																																																																																																																																																																																																																																																																																																																																							
2 Troy Tulowitzki, R OBP: 0.365, SLG: 0.464	(1, 6)	B FA 89 B FA 89 C FA 90 1 SAFE B FA 90 C FA 89 X FA 92	3-2		1B					B FA 90 X FA 90	1-0		F8					C FA 89 S CU 75 B CU 76 C FA 90	1-3							X FA 86	0-0		5 HR	1B	4	1	2	1	0	1	1																																																																																																																																																																																																																																																																																																																																																																																																																																																																																																																																																																																																																																																																																																																																											
5 Matt Holliday, R OBP: 0.393, SLG: 0.574	(1, 7)	F FA 89 F FA 89 S FA 89	0-3							C CU 75 F FA 91 X FA 90	0-2		F8					X FA 89	0-0		F8						X	0-0		HR								4	1	1		2	0	1	2																																																																																																																																																																																																																																																																																																																																																																																																																																																																																																																																																																																																																																																																																																																																			
17 Todd Helton, L OBP: 0.422, SLG: 0.464	(1, 3)	F FA 90 B SI 90 B FA 90 B CH 81 X SI 90	3-1		L8					C FA 90 B CH 81 X CU 76	1-1		2B					C FA 90 C FA 89 X FA 90	0-2		G3							C B FA 89 B FA 89 B CU 74 F FA 88 F FA 90 F FA 89 B CU 75 X FA 91	3-2		L8	C B FA 89 B FA 89 B CU 74 F FA 88 F FA 90 F FA 89 B CU 75 X FA 91	3-2		2B	4	1	2	0	0		0	1																																																																																																																																																																																																																																																																																																																																																																																																																																																																																																																																																																																																																																																																																																																																					
27 Garrett Atkins, R OBP: 0.349, SLG: 0.462	(1, 5)	C CU 76 D CU 77 B FA 90 C FA 91 X CU 76	2-2		F8					X FA 88	0-0		F9														X SL 82	0-0		8 1B	2B	4	0	1	0	0	0	2																																																																																																																																																																																																																																																																																																																																																																																																																																																																																																																																																																																																																																																																																																																																										
Jamey Carroll, R OBP: 0.314, SLG: 0.298	(9, PR)																																																																																																																																																																																																																																																																																																																																																																																																																																																																																																																																																																																																																																																																																																																																																																															

Batter	1				2				3				4				5				6				7				8				9				AB R H RBI BB SO LOB				TOP			
<div>Felipe Lopez, S</div> <div>OBP: 0.305, SLG: 0.356</div> <div>(1, 6)</div> <div><div>C FA 95 B FA 98 X FA 98</div><div>1-1</div><div><div><div><div></div><div>S</div></div><div>G4-3</div></div><div>2B</div></div></div>	<div>Nook Logan, S</div> <div>OBP: 0.323, SLG: 0.359</div> <div>(1, 8)</div> <div><div>C FA 98 X FA 99</div><div>0-1</div><div><div><div><div></div><div></div></div><div>G4-3</div></div><div>2-H</div></div></div>	<div>11 Ryan Zimmerman, R</div> <div>OBP: 0.325, SLG: 0.468</div> <div>(1, 5)</div> <div><div>B FA 99 F FA 98 B CU 78 X FA 98</div><div>2-1</div><div><div><div><div></div><div></div></div><div>G6-3</div></div></div></div>	<div>21 Dmitri Young, S</div> <div>OBP: 0.384, SLG: 0.512</div> <div>(1, 3)</div> <div><div>C FA 99 B FA 99 B FA 98 F FA 99 B FA 100 F FA 99 B FA 99</div><div>4-2</div><div><div><div><div></div><div>26 PB</div><div>25 1B</div></div><div>BB</div></div></div></div>	<div>25 Austin Kearns, R</div> <div>OBP: 0.348, SLG: 0.400</div> <div>(1, 9)</div> <div><div>C FA 98 B FA 99 B CU 76 F FA 97 X CU 78</div><div>2-2</div><div><div><div><div></div><div>26 PB</div></div><div>1-2</div><div>1B</div></div></div></div>	<div>26 Wily Mo Peña, R</div> <div>OBP: 0.299, SLG: 0.422</div> <div>(1, 7)</div> <div><div>B FA 98 F FA 98 C CU 76 S SL 87</div><div>1-3</div><div><div><div><div></div><div>K</div></div><div>1-2 2-3</div></div></div></div>	<div>10 Ronnie Belliard, R</div> <div>OBP: 0.326, SLG: 0.407</div> <div>(1, 4)</div> <div><div>F FA 97 X</div><div>0-1</div><div><div><div><div></div><div></div></div><div>G6-3</div></div></div></div>	<div>Brian Schneider, L</div> <div>OBP: 0.317, SLG: 0.328</div> <div>(1, 2)</div> <div><div>B FA 96 C FA 97 C CU 76 B CU 78 F FA 97 B CH 85 F FA 97 X FA 98</div><div>3-2</div><div><div><div><div></div><div></div></div><div>G4-3</div></div></div></div>	<div>Tim Redding, R</div> <div>OBP: 0.095, SLG: 0.143</div> <div>(1, 1)</div> <div><div>B FA 96 C FA 95 X FA 98</div><div>1-1</div><div><div><div><div></div><div></div></div><div>G1-3</div></div></div></div>	<div>49 Chris Schroder, R</div> <div>OBP: 0.280, SLG: 0.250</div> <div>(5, 1)</div> <div><div>C FA 92 B CU 72 F FA 96 S CU 76</div><div>1-3</div><div><div><div><div></div><div>K</div></div></div></div></div>	<div>52 Saul Rivera, S</div> <div></div> <div>(8, 1)</div> <div><div>C FA 94 C FA 94 B FA 95 C FA 95</div><div>1-3</div><div><div><div><div></div><div>K</div></div></div></div></div>	<div>AB R H RBI BB SO LOB</div> <div>4 1 1 0 0 1 0</div> <div>4 0 0 1 0 0 0</div> <div>4 0 0 0 0 1 0</div> <div>3 0 1 0 1 1 0</div> <div>3 0 2 0 1 0 0</div> <div>4 0 0 0 0 2 5</div> <div>3 0 0 0 0 0 2</div> <div>3 0 0 0 0 0 2</div> <div>2 0 0 0 0 1 0</div> <div>0 0 0 0 0 0 0</div> <div>1 0 0 0 0 1 0</div> <div>0 0 0 0 0 0 0</div> <div>1B: 3 SF: 0 2B: 1 SAC: 0 3B: 0 DP: 0 HR: 0 HBP: 0</div>	<div>Washington Nationals @ Colorado Rockies</div> <div>Coors Field, Denver, CO</div> <div>Sat Aug 25 2007, 6:05 PM MDT</div> <div>Att. 27,179 - Clear - 88 F</div> <div>livebaseballscorecards.com</div> <div><div>AB 31 R 1 H 4 RBI 1 BB 2 SO 7 LOB 9</div><div><div>WASHINGTON NATIONALS</div></div></div>																																
<div>Inning Stats</div>	<div>R: 1 E: 0 K: 1 S: 15</div> <div>H: 2 LOB: 2 BB: 1 P: 25</div>	<div>R: 0 E: 0 K: 0 S: 9</div> <div>H: 0 LOB: 0 BB: 0 P: 13</div>	<div>R: 0 E: 0 K: 0 S: 6</div> <div>H: 0 LOB: 0 BB: 0 P: 11</div>	<div>R: 0 E: 0 K: 1 S: 12</div> <div>H: 1 LOB: 2 BB: 1 P: 17</div>	<div>R: 0 E: 0 K: 2 S: 9</div> <div>H: 0 LOB: 0 BB: 0 P: 13</div>	<div>R: 0 E: 0 K: 0 S: 6</div> <div>H: 0 LOB: 0 BB: 0 P: 12</div>	<div>R: 0 E: 0 K: 0 S: 6</div> <div>H: 0 LOB: 0 BB: 0 P: 9</div>	<div>R: 0 E: 0 K: 1 S: 9</div> <div>H: 0 LOB: 0 BB: 0 P: 13</div>	<div>R: 0 E: 0 K: 2 S: 10</div> <div>H: 1 LOB: 1 BB: 0 P: 18</div>	<div>1B: 3 SF: 0 2B: 1 SAC: 0 3B: 0 DP: 0 HR: 0 HBP: 0</div>	<div>WP: 0 PA: 33 PB: 1 SB: 1 CS: 0</div>																																	
<div>PITCHER</div> <div>38 Ubaldo Jiménez, R</div> <div>ERA: 4.03</div> <div>(1, 1)</div> <div>LaTroy Hawkins, R</div> <div>ERA: 3.48</div> <div>(8, 1)</div> <div>50 Jorge Julio, R</div> <div>ERA: 4.66</div> <div>(9, 1)</div>	<div>IP WLS BF H R ER SO BB IBB HBP BLK WP HR S P ERA WHIP</div> <div>7.0 W 26 3 0 0 0 1 0 0 0 0 0 0 9 13 0.00 0.000</div> <div>1.0 3 0 0 0 2 0 0 0 0 0 0 10 18 0.00 1.000</div>	<div>PITCHER</div> <div>IP WLS BF H R ER SO BB IBB HBP BLK WP HR S P ERA WHIP</div> <div></div> <div></div>																																										

Washington Nationals @ Colorado Rockies

Coors Field, Denver, CO

Sun Aug 26 2007, 1:05 PM MDT
Att. 24,086 - Partly Cloudy - 91 F

Batter	1	2	3	4	5	6	7	8	9	AB R H RBI BB SO LOB	BOTTOM													
15 Rafael Furcal, S OBP: 0.350, SLG: 0.374	4-1 B CH 84 B CH 83 C CH 84 B CH 84 B CH 84 27 WP 12 SF8 9 1B BB	B CH 82 1-0 G6-3			C CH 74 B CH 84 X 1-1 9 G4-6-3 1B	B SL 80 F SL 81 C SL 80 B SL 80 C SL 80 2-3 K				3 1 1 0 1 1 1	Washington Nationals @ Los Angeles Dodgers Dodger Stadium, Los Angeles, CA Mon Aug 27 2007, 7:10 PM PDT Att. 46,944 - Clear - 76 F													
9 Juan Pierre, L OBP: 0.325, SLG: 0.349	B C B 1 SAFE SAFE X 2-1 16 S 27 WP 16 1B 1B		C CH 83 X CH 74 0-1 27 E 1B		C CH 82 F CH 74 X CH 83 0-2 1-2 G4-6-3	C FA 88 X FA 89 0-1 F8				4 1 2 0 0 0 1														
27 Matt Kemp, R OBP: 0.367, SLG: 0.516	B CH 85 S CH 78 X CH 74 1-1 F9		1 SAFE B CH 82 F CH 77 1 SAFE 1 SAFE X 1-1 12 L6-4 1B		C CH 85 F CH 84 X CH 75 0-2 G6-3		X CH 82 0-0 F9			4 0 1 0 0 0 2														
12 Jeff Kent, R OBP: 0.364, SLG: 0.484	F CH 79 C CH 85 D CH 75 X CH 85 1-2 SF8		S CH 74 B CH 84 B CH 84 X CH 75 2-1 L6-4			X CH 77 0-0 16 1B 55 1B 1B	B FA 86 B CH 81 X FA 90 2-0 L9			3 1 1 1 0 0 2														
16 Andre Ethier, L OBP: 0.362, SLG: 0.464	B CH 75 C CH 75 C CH 76 X CH 75 1-2 55 1B 1B		C CU 74 B CH 84 B CH 84 D CH 74 X CH 79 1-2 F8		X CH 74 0-0 7 1B 55 1B 1B		C FA 90 B SL 83 X FA 90 1-1 F7			4 1 2 1 0 0 1														
55 Russell Martin, R OBP: 0.377, SLG: 0.471	C CH 85 B CH 78 F CH 79 B FA 86 X CH 79 2-2 1B		C CH 83 B CH 83 F CH 78 B CH 74 B CH 84 B CH 77 4-2 BB		D CH 82 B CH 83 C CH 77 B CH 79 B CH 83 X CH 79 3-2 7 1B SF8 1B		C SL 81 C FA 91 B SL 81 B FA 91 S FA 91 2-3 K			3 1 2 1 1 1 0														
7 James Loney, L OBP: 0.351, SLG: 0.455	B CH 75 F CH 84 S CH 76 X CH 75 1-2 G4-3		C CH 74 F CH 84 S CH 74 0-3 K		B CH 83 B FA 93 X FA 92 2-0 1-3 2-H 1B		S SL 82 B FA 91 C FA 90 B SL 84 F FA 92 X CU 75 2-2 G1-3			4 0 1 1 0 1 3														
Ramon Martinez, R OBP: 0.243, SLG: 0.223		B CH 84 C CH 76 X CH 77 1-1 G6-3		C CH 78 C CH 84 B CH 74 B CH 84 X CH 78 2-2 F9		L CH 87 X SL 84 0-1 SF8				2 0 0 1 0 0 1														
Derek Lowe, R OBP: 0.200, SLG: 0.122 Luis Gonzalez, L OBP: 0.357, SLG: 0.431 Mark Hendrickson, L OBP: 0.107, SLG: 0.077 45 Scott Proctor, R 44 Takashi Saito, L		B CH 72 F CH 83 C CH 73 B CH 74 B CH 84 X CH 84 3-2 G1-3		C CH 75 F CH 74 B CH 72 B CH 85 F CH 84 S CH 75 2-3 K		B SL 81 S SL 80 X SL 79 1-1 F9				2 0 0 0 0 1 1 1 0 0 0 0 0 1 0														
Inning Stats	R: 2 E: 0 K: 0 S: 17	H: 3 LOB: 2 BB: 1 P: 29	R: 0 E: 0 K: 0 S: 6	H: 0 LOB: 0 BB: 0 P: 11	R: 0 E: 1 K: 0 S: 8	H: 2 LOB: 1 BB: 0 P: 14	R: 0 E: 0 K: 2 S: 12	H: 0 LOB: 1 BB: 1 P: 20	R: 0 E: 0 K: 0 S: 8	H: 1 LOB: 0 BB: 0 P: 9	R: 3 E: 0 K: 1 S: 13	H: 4 LOB: 1 BB: 0 P: 21	R: 0 E: 0 K: 0 S: 4	H: 0 LOB: 0 BB: 0 P: 6	R: 0 E: 0 K: 1 S: 9	H: 0 LOB: 0 BB: 0 P: 14			1B: 10 2B: 1 3B: 0 HR: 0	SF: 2 SAC: 0 DP: 2 HBP: 0	WP: 1 PB: 0 SB: 1 CS: 0	PA: 34	ERA WHIP	
PITCHER Mike Bacsik, L ERA: 4.82 Jesus Colome, R ERA: 2.6 34 Ray King, L ERA: 4.68 Luis Ayala, R ERA: 2.76 Jon Rauch, R ERA: 4.04	(1, 1) (6, 1) (6, 1) (7, 1) (8, 1) (9, 1)	IP 5.0 0.1 0.2 1.0 1.0	WLS L B 3 3	BF 24 2 2 3	H 9 1 0 0 0	R 5 0 0 0	ER 5 0 0 0 0	SO 2 0 1 0 1	BB 2 0 0 0 0	IBB 0 0 0 0 0	HBP 0 0 0 0 0	BLK 0 0 0 0 0	WP 1 0 0 0 0	HR 0 0 0 0 0	S 56 3 4 6 9	P 91 5 8 6 14	ERA 9.00 0.00 0.00 0.00 0.00	WHIP 2.200 3.000 0.000 0.000 0.000						

Batter	1	2	3	4	5	6	7	8	9	AB R H RBI BB SO LOB	TOP								
<div>Nook Logan, S</div> <div>OBP: 0.315, SLG: 0.350</div> <div>(1, 8)</div>	<div><div>C FA 91 F FA 91 B CU 79 S FA 92</div><div>1-3</div><div><div>1</div><div>K</div></div><div><div><div><div></div><div></div><div></div></div></div></div></div>	<div><div>L FA 90 FA 93 S FA 92</div><div>0-3</div><div><div>3</div><div>K</div></div><div><div><div><div></div><div></div><div></div></div></div></div></div>			<div><div>T FA 92 X FC 89</div><div>0-1</div><div><div>G4-6-3</div><div>1B</div></div><div><div><div><div></div><div></div><div></div></div></div></div></div>		<div><div>B FA 93 X FA 92</div><div>1-0</div><div><div>F9</div></div><div><div><div><div></div><div></div><div></div></div></div></div></div>		<div>4 0 1 0 0 2 0</div>	<div>Washington Nationals @ Los Angeles Dodgers</div> <div>Dodger Stadium, Los Angeles, CA</div> <div>Tue Aug 28 2007, 7:10 PM PDT</div> <div>Att. 49,698 - Clear - 73 F</div>									
<div>Felipe Lopez, S</div> <div>OBP: 0.305, SLG: 0.354</div> <div>(1, 6)</div>	<div><div>B FA 91 C FA 91 C FA 92 B CU 78 F FC 89 X FA 92</div><div>2-2</div><div><div>21</div><div>2B</div></div><div><div>1B</div></div></div>		<div><div>B FA 91 B FA 90 C FA 91 X FA 92</div><div>2-1</div><div><div>11</div><div>S</div></div><div><div>1B</div></div></div>	<div><div>P PO 76 B FA 92 C FA 91 X FA 92</div><div>2-1</div><div><div>G4-6-3</div></div><div><div>1-2f</div></div></div>		<div><div>B FA 91 C FA 92 B CH 83 F FA 90 X FC 89</div><div>2-2</div><div><div>F8</div></div><div><div><div><div></div><div></div><div></div></div></div></div></div>	<div>4 1 2 0 0 0 1</div>												
<div>11 Ryan Zimmerman, R</div> <div>OBP: 0.325, SLG: 0.474</div> <div>(1, 5)</div>	<div><div>C FA 92 X FA 90</div><div>0-1</div><div><div>F9</div></div><div><div><div><div></div><div></div><div></div></div></div></div></div>		<div><div>B FA 93 1 SAFE B FC 88 C FA 91 S FA 87 B CH 85 S FC 89</div><div>3-3</div><div><div>K</div></div><div><div>1-2</div></div></div>	<div><div>C CU 82 B FC 89 B FA 92 S FC 88 X FA 93</div><div>2-2</div><div><div>G1-3</div></div><div><div><div><div></div><div></div><div></div></div></div></div></div>		<div><div>X SL 84</div><div>0-0</div><div><div>G6-3</div></div><div><div><div><div></div><div></div><div></div></div></div></div></div>	<div>4 0 0 0 0 1 2</div>												
<div>21 Dmitri Young, S</div> <div>OBP: 0.389, SLG: 0.522</div> <div>(1, 3)</div>	<div><div>C FC 88 F FA 88 B FA 91 X CU 79</div><div>1-2</div><div><div>HBP</div></div><div><div>1-H</div><div>2B</div></div></div>		<div><div>B FC 88 B FA 92 I IN 60 I IN 59</div><div>4-0</div><div><div>25</div><div>G4-6-3</div><div>1B</div></div><div><div>IBB</div></div></div>	<div><div>X FA 91</div><div>0-0</div><div><div>G4-6-3</div><div>25</div><div>1B</div></div><div><div><div><div></div><div></div><div></div></div></div></div></div>		<div><div>B SL 86 F CH 88 C FA 94 F FA 96 X SL 85</div><div>1-2</div><div><div>F9</div></div><div><div><div><div></div><div></div><div></div></div></div></div></div>	<div>3 0 2 1 1 0 0</div>												
<div>25 Austin Kearns, R</div> <div>OBP: 0.349, SLG: 0.401</div> <div>(1, 9)</div>	<div><div>C FA 92 S FA 92 H FA 91</div><div>2-1</div><div><div>HBP</div></div><div><div>HBP</div></div></div>		<div><div>B FA 91 X FA 93</div><div>1-0</div><div><div>G4-6-3</div></div><div><div>1-2f</div></div></div>		<div><div>B FA 91 B FA 92 F FA 92 B FA 92 X FA 92</div><div>3-1</div><div><div>G4-6-3</div></div><div><div>1-2</div><div>1B</div></div></div>		<div><div>F X</div><div>0-1</div><div><div>L9</div></div><div><div><div><div></div><div></div><div></div></div></div></div></div>	<div>3 0 1 0 0 0 2</div>											
<div>Ryan Church, L</div> <div>OBP: 0.333, SLG: 0.428</div> <div>(1, 7)</div>	<div><div>B FC 89 1 SAFE B FA 89 C FA 88 H FC 89</div><div>3-1</div><div><div>1-2</div><div>2-3</div><div>HBP</div></div></div>		<div><div>C CU 78 F FC 88 F FA 91 F SL 86 C SL 88 C FA 92</div><div>1-3</div><div><div>K</div></div><div><div><div><div></div><div></div><div></div></div></div></div></div>	<div><div>B CH 83 X FA 92</div><div>1-0</div><div><div>G4-6-3</div></div><div><div>1-2f</div><div>2-3</div></div></div>		<div><div>B FA 93 F FA 91 B FA 92 F FA 94 S CU 78</div><div>2-3</div><div><div>K</div></div><div><div><div><div></div><div></div><div></div></div></div></div></div>	<div>3 0 0 0 0 2 2</div>												
<div>10 Ronnie Belliard, R</div> <div>OBP: 0.325, SLG: 0.407</div> <div>(1, 4)</div> <div>D'Angelo Jimenez, S</div> <div>OBP: 0.319, SLG: 0.175</div> <div>(7, 4)</div>	<div><div>C FA 92 S FA 93 X FA 93</div><div>0-2</div><div><div>P3</div></div><div><div><div><div></div><div></div><div></div></div></div></div></div>		<div><div>X FA 92</div><div>0-0</div><div><div>SF7</div></div><div><div>3B</div></div></div>	<div><div>B FA 94 X FA 93</div><div>1-0</div><div><div>F9</div></div><div><div><div><div></div><div></div><div></div></div></div></div></div>		<div><div>C FA 94 B CU 79 C CU 78 B CU 79 F FA 94 B CU 80 X FA 95</div><div>3-2</div><div><div>P2</div></div><div><div><div><div></div><div></div><div></div></div></div></div></div>	<div>3 1 1 0 0 0 4</div> <div>1 0 0 0 0 0 0</div>												
<div>Brian Schneider, L</div> <div>OBP: 0.314, SLG: 0.327</div> <div>(1, 2)</div> <div>26 Wily Mo Peña, R</div> <div>OBP: 0.295, SLG: 0.429</div> <div>(9, PH)</div>		<div><div>B FA 88 B FA 90 X FA 91</div><div>2-0</div><div><div>P4</div></div><div><div><div><div></div><div></div><div></div></div></div></div></div>	<div><div>X CU 77</div><div>0-0</div><div><div>SF7</div></div><div><div>3-H</div></div></div>		<div><div>B FA 91 X FA 91</div><div>1-0</div><div><div>L5</div></div><div><div><div><div></div><div></div><div></div></div></div></div></div>	<div><div>S FA 95 B FA 95 B SL 85 S FA 95 S SL 84</div><div>2-3</div><div><div>K</div></div><div><div><div><div></div><div></div><div></div></div></div></div></div>	<div>2 0 0 1 0 0 0</div> <div>1 0 0 0 0 1 0</div>												
<div>57 Jason Bergmann, R</div> <div>OBP: 0.143, SLG: 0.111</div> <div>(1, 1)</div> <div>Tony Batista, R</div> <div>OBP: 0.371, SLG: 0.347</div> <div>(7, PH)</div> <div>49 Chris Schroder, R</div> <div></div> <div>(7, 1)</div> <div>34 Ray King, L</div> <div></div> <div>(7, 1)</div> <div>52 Saul Rivera, S</div> <div></div> <div>(7, 1)</div>		<div><div>C FA 91 B FA 92 S FA 92 B FA 92 F FA 91 S FA 91</div><div>2-3</div><div><div>K</div></div><div><div><div><div></div><div></div><div></div></div></div></div></div>	<div><div>C FA 91 S FA 93 F FA 93 S CU 80</div><div>0-3</div><div><div>K</div></div><div><div><div><div></div><div></div><div></div></div></div></div></div>		<div><div>C FA 91 B FA 93 X FA 94</div><div>1-1</div><div><div>HR</div></div><div><div><div><div></div><div></div><div></div></div></div></div></div>		<div>2 0 0 0 0 2 0</div> <div>1 1 1 1 0 0 0</div> <div>0 0 0 0 0 0 0</div> <div>0 0 0 0 0 0 0</div> <div>0 0 0 0 0 0 0</div>												
<div>Inning Stats</div>	<div>R: 1 E: 0 K: 1 S: 17</div> <div>H: 2 LOB: 3 BB: 0 P: 26</div>	<div>R: 0 E: 0 K: 2 S: 8</div> <div>H: 0 LOB: 0 BB: 0 P: 12</div>	<div>R: 0 E: 0 K: 1 S: 6</div> <div>H: 1 LOB: 1 BB: 1 P: 16</div>	<div>R: 1 E: 0 K: 2 S: 11</div> <div>H: 1 LOB: 0 BB: 0 P: 12</div>	<div>R: 0 E: 0 K: 0 S: 8</div> <div>H: 1 LOB: 0 BB: 0 P: 11</div>	<div>R: 0 E: 0 K: 0 S: 5</div> <div>H: 2 LOB: 1 BB: 0 P: 10</div>	<div>R: 1 E: 0 K: 0 S: 7</div> <div>H: 1 LOB: 0 BB: 0 P: 12</div>	<div>R: 0 E: 0 K: 0 S: 7</div> <div>H: 0 LOB: 0 BB: 0 P: 8</div>	<div>R: 0 E: 0 K: 2 S: 10</div> <div>H: 0 LOB: 0 BB: 0 P: 17</div>	<div>1B: 5 2B: 1 3B: 1 HR: 1</div> <div>SF: 1 SAC: 0 DP: 3 HBP: 2</div>	<div>WP: 0 PB: 0 SB: 1 CS: 0</div> <div>PA: 35</div>								
<div>PITCHER</div> <div>58 Chad Billingsley, R</div> <div>ERA: 3.5</div> <div>(1, 1)</div> <div>51 Jonathan Broxton, R</div> <div>ERA: 2.22</div> <div>(8, 1)</div> <div>44 Takashi Saito, R</div> <div>ERA: 1.36</div> <div>(9, 1)</div>	<div>IP WLS BF H R ER SO BB IBB HBP BLK WP HR S P ERA WHIP</div> <div>7.0 W 29 8 3 3 6 0 1 2 0 0 1 62 99 3.86 1.143</div> <div>1.0 H 3 0 0 0 0 0 0 0 0 0 0 0 7 8 0.00 0.000</div> <div>1.0 S 3 0 0 0 0 2 0 0 0 0 0 0 10 17 0.00 0.000</div>																		

Washington Nationals @ Los Angeles Dodgers

Dodger Stadium, Los Angeles, CA

Tue Aug 28 2007, 7:10 PM PDT

Att. 49,698 - Clear - 73 F

livebaseballscorecards.com

AB 31

R 3

H 8

RBI 3

BB 1

SO 8

LOB 11



Batter	1	2	3	4	5	6	7	8	9	AB R H RBI BB SO LOB	BOTTOM										
15 Rafael Furcal, S OBP: 0.349, SLG: 0.372 (1, 6)	C FA 90 F FA 91 B FA 92 B CU 78 F FA 91 X FA 92 2-2 F8 1 1	B CU 75 B FA 89 C FA 88 X FA 88 2-1 P5 3 1			B FA 89 C FA 88 B CH 83 X FA 89 2-1 F9 1 1		B FA 91 C FA 90 B FA 90 B FA 90 B FA 91 4-1 16 SF8 9 E BB 1 1	C SL 84 C SL 86 B FA 90 3 SAFE 1-2 CS 1-2 3-H 3 1		3 0 0 0 1 0 2	Washington Nationals @ Los Angeles Dodgers Dodger Stadium, Los Angeles, CA Tue Aug 28 2007, 7:10 PM PDT Att. 49,698 - Clear - 73 F										
9 Juan Pierre, L OBP: 0.323, SLG: 0.346 (1, 8)	C FA 92 X FA 92 0-1 F7 2 1		C FA 88 B CH 85 X FA 90 1-1 B5-3 1 1	C FA 88 F FA 90 X FA 91 0-2 F7 2 1		B SL 81 X SL 81 1-0 FC6 12 BB 1-2 2-3 2 1			4 0 0 0 0 0 2												
16 Andre Ethier, L OBP: 0.358, SLG: 0.460 (1, 9) (8, 7)	C FA 91 B FA 86 B FA 91 B CH 86 C FA 91 F FA 91 X FA 92 3-2 G3-1 3 1		B FA 89 C FA 89 C CH 83 F FA 90 B FA 90 S FA 89 2-3 K 2 1		B SL 86 F FA 90 X FA 90 1-1 G4-3 3 1		C SL 81 F SL 81 F SL 82 F SL 82 B SL 83 X SL 82 1-2 SF8 2 1			3 0 0 1 0 1 0											
12 Jeff Kent, R OBP: 0.367, SLG: 0.493 (1, 4)		C FA 90 X SL 86 0-1 E1 7 1B 1B 1 1	F FA 90 X CU 77 0-1 HR 1 1			X SL 85 0-0 F7 1 1	C SL 85 B SL 86 B FA 89 F SL 85 F SL 86 B FA 91 F SL 84 B FA 90 1-2 BB 4-2 3-H 2 1			3 2 2 1 1 0 0											
Luis Gonzalez, L OBP: 0.356, SLG: 0.429 51 Jonathan Broxton, R 44 Takashi Saito, L (1, 7) (8, 1) (9, 1)		C FA 90 B SL 86 F FA 90 B CU 77 B SL 86 X FA 90 3-2 F8 1 1	X FA 90 0-0 1B 1 1			C FA 89 B SL 85 B FA 89 X FA 89 2-1 L8 2 1	X FA 90 0-0 G4-3 3 1			4 0 1 0 0 0 4 0 0 0 0 0 0 0 0 0 0 0 0 0 0											
55 Russell Martin, R OBP: 0.380, SLG: 0.473 (1, 2)		B FA 90 B CU 76 B SL 87 B FA 89 4-0 7 1B 1B BB 1 1	B FA 89 B FA 89 F FA 88 X SL 85 2-1 L6 3 1			C CH 86 C FA 89 B FA 85 B FA 89 B FA 90 F SL 86 H FA 89 3-2 7 S HBP 1 1	C FA 90 B SL 86 X FA 91 1-1 7 G4-3 15 CS 2B 1 1			2 1 1 0 1 0 1											
7 James Loney, L OBP: 0.350, SLG: 0.451 (1, 3)		F FA 89 F FA 90 X CU 77 0-2 58 SH1-4 1B 1-2 2-3 1B 1 1		X FA 88 0-0 F7 1 1		1 SAFE B FA 88 B FA 89 F SL 84 X FA 87 2-1 P6 3 1		F FA 90 X FA 91 0-1 G4-3 1 1		4 0 1 0 0 0 2	AB 29 R 4 H 8 RBI 4 BB 4 SO 1 LOB 13										
Shea Hillenbrand, R OBP: 0.272, SLG: 0.324 (1, 5)		B CH 86 B FA 90 X FA 90 2-0 58 SH1-4 1B 1-2 2-H 3-H 1B 1 1		B FA 90 F CH 84 S FA 87 X FA 86 1-2 58 G1-6-3 1B 1 1		B FA 90 X FA 86 1-0 P6 1 1		S SL 87 X SL 86 0-1 G1-3 2 1		4 0 2 2 0 0 1											
58 Chad Billingsley, R OBP: 0.130, SLG: 0.136 Mark Sweeney, L OBP: 0.352, SLG: 0.396 27 Matt Kemp, R OBP: 0.370, SLG: 0.516 (1, 1) (7, PH) (8, 9)		B SL 85 2 SAFE D CH 86 L FA 90 X FA 89 2-1 SH1-4 2 1		X FA 90 0-0 G1-6-3 3 1			B FA 91 B CH 84 F FA 90 C FA 91 F FA 90 B CH 84 X FA 91 3-2 9 E 16 SF8 2B 1 1	B SL 86 S SL 85 B SL 85 B SL 85 B SL 83 4-1 15 CS BB 1 1		1 0 0 0 0 0 1 1 1 1 0 0 0 0 0 0 0 0 1 0 0	Dodgers										
Inning Stats	R: 0 E: 0 K: 0 S: 10	H: 0 LOB: 0 BB: 0 P: 15	R: 2 H: 3 E: 1 K: 0 S: 13	H: 3 LOB: 2 BB: 1 P: 26	R: 1 E: 0 K: 1 S: 11	H: 2 LOB: 1 BB: 0 P: 16	R: 0 E: 0 K: 0 S: 5	H: 1 LOB: 0 BB: 0 P: 6	R: 0 E: 0 K: 0 S: 7	H: 0 LOB: 0 BB: 0 P: 10	R: 0 E: 0 K: 0 S: 9	H: 0 LOB: 1 BB: 0 P: 16	R: 1 E: 1 K: 0 S: 17	H: 1 LOB: 3 BB: 2 P: 31	R: 0 E: 0 K: 0 S: 9	H: 1 LOB: 1 BB: 1 P: 15	1B: 5 2B: 2 3B: 0 HR: 1	SF: 1 SAC: 1 DP: 1 HBP: 1	WP: 0 PB: 0 SB: 1 CS: 2	PA: 37	ERA WHIP
PITCHER	IP WLS BF	WLS BF	H R ER SO	H R ER SO	BB IBB HBP BLK	WP HR S P	ERA WHIP	PITCHER	IP WLS BF	H R ER SO	BB IBB HBP BLK	WP HR S P	ERA WHIP								
57 Jason Bergmann, R ERA: 4.56 (1, 1)	6.0		6 3 3 1	3 3 0 0	1 0 1 0	0 0 6 14	4.50 1.167	49 Chris Schroder, R ERA: 2.5 (7, 1)	0.1	L	3 1 1 0 0 0	1 0 0 0 0 0	0.00 6.000								
34 Ray King, L ERA: 4.64 (7, 1)	0.1		0 0 0 0	0 0 0 0	0 0 0 0	0 0 6 8	0.00 0.000	52 Saul Rivera, R ERA: 3.61 (7, 1)	1.1		6 1 0 0 0 0	2 0 0 0 0 0	0.00 2.250								

Batter	1	2	3	4	5	6	7	8	9	10	11	12	AB	R	H	RBI	BB	SO	LOB	BOTTOM										
15 Rafael Furcal, S OBP: 0.346, SLG: 0.368 (1, 6)	F FA 88 B FA 90 C FA 89 B CU 77 X FA 90 2-2 L8 ①		C FA 88 B CH 80 B CH 80 B CU 77 X FA 90 3-1 G3 ②		C CU 73 F FA 88 C FA 89 0-3 K ②	1 SAFE B CH 83 S SL 82 S SL 85 1-3 K ②		B FA 90 X FA 89 1-0 F8 ③			B FA 88 F FA 89 B CH 85 X FA 89 2-1 L9 ①		6	0	0	0	0	2	1											
9 Juan Pierre, L OBP: 0.321, SLG: 0.344 (1, 8)	B FA 90 X FA 88 1-1 F8 ②		C FA 87 C CU 76 B FA 89 F CU 78 X FA 89 1-2 1B ③		F FA 89 X CU 74 0-1 G4-1 ③	B CH 84 B FA 90 1 SAFE X FA 90 2-0 P4 ③				C FA 87 X CH 81 0-1 F8 ①	C C B F F FA 90 F SL 81 F FA 90 X FA 82 1-2 G6-3 ②		6	0	1	0	0	0	1											
27 Matt Kemp, R OBP: 0.364, SLG: 0.520 (1, 9)	F FA 90 C FA 90 B FA 89 F FA 89 B SL 79 X CU 75 2-2 F8 ③		X FA 88 0-0 P4 ③			C CU 75 S CU 76 X 0-2 G5-3 ①	C SL 83 X SL 85 0-1 HR ①			B FA 90 B FA 91 F FA 89 X SL 81 2-1 G6-3 ②			6	1	1	1	0	0	1											
12 Jeff Kent, R OBP: 0.373, SLG: 0.501 (1, 4)		C B FA 91 X FA 89 2-1 55 HR 1B ①		C FA 89 S CU 76 C FA 90 0-3 K ①		F FA 88 S CU 76 B FA 89 X FA 89 2-1 55 E 7 2B 2B ②	B FA 88 B CH 82 C FA 89 B FA 90 3-1 SH1-4 2B ②			B FA 85 C FA 91 B FA 90 F FA 90 B FA 91 4-2 BB ③		X 0-0 55 2B SF9 1B ①	5	3	4	0	1	1	0											
Luis Gonzalez, L Rudy Seanez, R Joe Beimel, L Ramon Martinez, R 51 Jonathan Broxton, R 44 Takashi Saito, L Ornelio Suarez, R 45 Scott Roderick, R 50 Eric Stults, L OBP: 0.353, SLG: 0.455 (1, 3)		C FA 89 X CH 80 0-1 F9 ①		B FA 88 B CH 82 X FA 90 2-0 55 G4-3 7 1B 1B ②		B FA 88 B CH 87 C FA 89 B FA 90 4-1 55 E 7 2B BB ③	X CH 83 0-0 SH1-4 2-3 ①			C CH 82 S CH 82 B FA 90 F CH 79 S CH 81 1-3 K ③		B C C C B C S X 3-2 2B ①	2 2 1 0 1 0 1 0 1 0 0 0 0 0 1 1 0 0 0 0 0 1																	
55 Russell Martin, R OBP: 0.381, SLG: 0.481 (1, 2)		S FA 89 B SL 92 X FA 90 1-1 HR 1-H ②		C FA 88 B SL 77 C CU 75 C FA 89 X FA 90 2-2 G4-3 ②		C FA 88 B CH 87 C CU 74 C FA 89 X CU 76 2-2 FC6 7 2B ②	B SL 82 B FA 94 C SL 86 C FA 95 S SL 79 2-3 K ②			B SL 82 C FA 89 B SL 80 B SL 82 B FA 91 4-1 CS BB ①		B C C C B C S X 3-2 2B ①	5	2	2	2	1	1	4											
7 James Loney, L OBP: 0.353, SLG: 0.455 (1, 3)		X FA 90 0-0 G4-3 ②		C FA 90 B CH 82 D CH 82 B FA 88 C FA 91 X FA 90 3-2 1B 2-H ③		D CH 82 C FA 91 C FA 90 B FA 88 C FA 88 X FA 90 2-2 HR 2B ③	C SL 82 X FA 91 0-1 P2 ③			1 SAFE X FA 89 0-0 B2 ①		I 1 4-0 IBB ②	5	1	2	4	1	0	2											
Shea Hillenbrand, R OBP: 0.274, SLG: 0.337 (1, 5)		C FA 90 C FA 91 X CU 76 0-2 F7 ③		B FA 90 C FA 90 X FA 90 1-1 G2-3 ③		C FA 85 S FA 90 X FA 90 0-2 HR 2-H ③		C FA 88 F FA 89 F FA 89 F SL 81 B FA 90 X SL 81 2-2 F8 ①		D SL 82 1 SAFE F FA 90 S FA 90 X 1-2 1B ②		X 0-0 3-H SF9 ②	5	1	2	3	0	0	1											
31 Brad Penny, R OBP: 0.273, SLG: 0.321 Mark Sweeney, L OBP: 0.350, SLG: 0.393 Mark Hendrickson, L OBP: 0.107, SLG: 0.077 16 Andre Ethier, L OBP: 0.358, SLG: 0.459 (1, 1) (5, PH) (6, 1) (6, PH) (7, 7)			C FA 89 S CU 76 B FA 89 S CU 76 1-3 K ①		B FA 88 F FA 89 B CH 78 F FA 88 C CU 76 2-3 K ①	X FA 91 0-0 1B ①		B FA 90 S CH 81 B FA 91 S CH 81 S CH 82 2-3 K ②		X FA 91 0-0 G4-3 ③			1	0	0	0	0	1	0											
Inning Stats	R: 0 E: 0 K: 0 S: 9	H: 0 LOB: 0 BB: 0 P: 14	R: 2 E: 0 K: 0 S: 10	H: 2 LOB: 0 BB: 0 P: 13	R: 0 E: 0 K: 1 S: 10	H: 1 LOB: 1 BB: 0 P: 15	R: 1 E: 0 K: 1 S: 13	H: 2 LOB: 1 BB: 0 P: 21	R: 0 E: 0 K: 2 S: 8	H: 0 LOB: 0 BB: 0 P: 10	R: 5 E: 1 K: 1 S: 21	H: 4 LOB: 1 BB: 1 P: 34	R: 1 E: 0 K: 1 S: 10	H: 2 LOB: 1 BB: 0 P: 15	R: 0 E: 0 K: 1 S: 9	H: 0 LOB: 0 BB: 0 P: 14	R: 0 E: 0 K: 1 S: 10	H: 0 LOB: 1 BB: 1 P: 17	R: 0 E: 0 K: 0 S: 6	H: 1 LOB: 1 BB: 1 P: 11	R: 0 E: 0 K: 0 S: 12	H: 0 LOB: 0 BB: 0 P: 15	R: 1 E: 0 K: 1 S: 8	H: 2 LOB: 2 BB: 1 P: 16	1B: 7 2B: 4 3B: 0 HR: 3	SF: 1 SAC: 1 DP: 0 HBP: 0	WP: 0 PB: 0 SB: 0 CS: 1	PA: 53		
PITCHER 41 Shawn Hill, R ERA: 2.87 Luis Ayala, R ERA: 3.3 Jesus Colome, R ERA: 2.56 Jon Rauch, R ERA: 4.02 49 Chris Schroder, R ERA: 2.37	(1, 1) (6, 1) (7, 1) (7, 1) (8, 1)	IP 5.1 0.2 0.2 0.1 2.0	WLS B 2 1 7	BF 25 6 2 0	H 7 4 0 0	R 7 2 0 0	ER 6 2 0 0	SO 4 1 0 0	BB 1 0 0 0	IBB 0 0 0 0	HBP 0 0 0 0	BLK 0 0 0 0	WP 0 0 0 0	HR 1 2 0 0	S 63 12 4 2	P 96 18 6 2	ERA 10.12 27.00 0.00 0.00 0.00	WHIP 1.500 6.000 0.000 0.000 0.500												
PITCHER 32 Chad Cordero, R ERA: 3.29 52 Saul Rivera, R ERA: 3.69	(10, 1) (12, 1)	IP 2.0 0.2	WLS L	BF 7 5	H 1 2	R 0 1	ER 0 1	SO 0 1	BB 0 1	IBB 0 1	HBP 0 0	BLK 0 0	WP 0 0	HR 0 0	S 18 8	P 26 16	ERA 0.00 13.50	WHIP 1.000 3.000												

Washington Nationals @ Los Angeles Dodgers
Dodger Stadium, Los Angeles, CA

Wed Aug 29 2007, 12:10 PM PDT
Att: 41,913 - Sunny - 89 F

livebaseballscorecards.com

AB 47
R 10
H 14
RBI 10
BB 4
SO 9
LOB 14



San Francisco Giants @ Washington Nationals
Robert F. Kennedy Memorial Stadium, Washington, DC

[illegible]

Batter	1												2				3				4				5				6				7				8				9				AB R H RBI BB SO LOB												TOP																																
10 Dave Roberts, L OBP: 0.329, SLG: 0.360	<div>3-2</div> <div>G4-3</div> <div>1</div>																<div>1-2</div> <div>F7</div> <div>3</div>												<div>0-0</div> <div>F7</div> <div>2</div>								<div>1-1</div> <div>F7</div> <div>3</div>								4 0 0 0 0 0 2												<div>San Francisco Giants @ Washington Nationals</div> <div>Robert F. Kennedy Memorial Stadium, Washington, DC</div> <div>Sat Sep 01 2007, 7:05 PM EDT</div> <div>Att. 30,221 - Partly Cloudy - 82 F</div> <div>livebaseballscorecards.com</div>																																
Ray Durham, S OBP: 0.302, SLG: 0.350	<div>0-0</div> <div>G6-3</div> <div>2</div>																				<div>2-3</div> <div>K</div> <div>1</div>								<div>2-0</div> <div>P6</div> <div>3</div>								<div>0-1</div> <div>F7</div> <div>1</div>				4 0 0 0 0 1 0																																																
2 Randy Winn, S OBP: 0.351, SLG: 0.417	<div>2-2</div> <div>G3</div> <div>3</div>																				<div>3-2</div> <div>P4</div> <div>2</div>												<div>1-3</div> <div>K2-3</div> <div>2</div>				3 0 0 0 1 1 0																																																				
Barry Bonds, L OBP: 0.484, SLG: 0.576													<div>2-2</div> <div>P3</div> <div>1</div>												<div>0-1</div> <div>L7</div> <div>3</div>								<div>2-1</div> <div>FC4-5</div> <div>1</div>				<div>0-1</div> <div>F7</div> <div>3</div>				4 0 0 0 0 0 1																																																
Ryan Klesko, L OBP: 0.354, SLG: 0.423													<div>2-2</div> <div>P5</div> <div>2</div>												<div>1-2</div> <div>L7</div> <div>1</div>								<div>3-3</div> <div>K</div> <div>2</div>								3 0 0 0 0 1 1																																																
1 Bengie Molina, R OBP: 0.301, SLG: 0.423													<div>0-0</div> <div>L8</div> <div>3</div>												<div>2-2</div> <div>G4-3</div> <div>2</div>								<div>1-2</div> <div>F8</div> <div>3</div>								3 0 0 0 0 0 1																																																
Pedro Feliz, R OBP: 0.293, SLG: 0.416																	<div>1-0</div> <div>G6-3</div> <div>1</div>												<div>0-0</div> <div>HR</div> <div>3</div>				<div>1-0</div> <div>P6</div> <div>1</div>								3 1 1 1 0 0 0																																																
13 Omar Vizquel, S OBP: 0.307, SLG: 0.304																	<div>4-2</div> <div>53 S</div> <div>BB</div>								<div>0-1</div> <div>L8</div> <div>3</div>								<div>0-1</div> <div>F7</div> <div>2</div>								2 0 0 0 1 0 0																																																
53 Jonathan Sánchez, L OBP: 0.333, SLG: 0.667																																	<div>0-1</div> <div>1B</div>								2 0 0 0 0 1 1																																																
Scott Atchison, R																																									0 0 0 0 0 0 0																																																
12 Nate Schierholtz, L OBP: 0.364, SLG: 0.415																																									1 0 1 0 0 0 0																																																
Steve Kline, S																																									0 0 0 0 0 0 0																																																
Inning Stats		R: 0 E: 0 K: 0 S: 9				H: 0 LOB: 0 BB: 0 P: 14				R: 0 E: 0 K: 0 S: 8				H: 0 LOB: 0 BB: 1 P: 12				R: 0 E: 0 K: 1 S: 11				H: 0 LOB: 1 BB: 1 P: 17				R: 0 E: 0 K: 1 S: 9				H: 0 LOB: 0 BB: 0 P: 14				R: 1 E: 0 K: 0 S: 11				H: 1 LOB: 0 BB: 0 P: 14				R: 0 E: 0 K: 0 S: 6				H: 0 LOB: 0 BB: 0 P: 9				R: 0 E: 0 K: 1 S: 11				H: 0 LOB: 1 BB: 1 P: 21				R: 0 E: 0 K: 0 S: 7				H: 1 LOB: 1 BB: 0 P: 9				R: 0 E: 0 K: 1 S: 7				H: 0 LOB: 0 BB: 0 P: 8				1B: 1 2B: 0 3B: 0 HR: 1				SF: 0 SAC: 0 DP: 0 HBP: 0				WP: 0 PB: 0 SB: 1 CS: 0				PA: 31			
PITCHER		IP WLS BF H R ER SO BB IBB HBP BLK WP HR S P ERA WHIP				PITCHER																				IP WLS BF H R ER SO BB IBB HBP BLK WP HR S P ERA WHIP																																																															
38 Joel Hanrahan, R ERA: 5.14		6.0 W 20 1 1 1 2 1 0 0 0 0 1 54 80 1.50 0.333																																																																																							
34 Ray King, L ERA: 4.54		0.2 H 3 0 0 0 1 1 0 0 0 0 7 16 0.00 1.500																																																																																							
Jesus Colome, R ERA: 2.5		0.1 H 1 0 0 0 0 0 0 0 0 0 4 5 0.00 0.000																																																																																							
Jon Rauch, R ERA: 3.91		1.0 H 4 1 0 0 0 0 0 0 0 0 7 9 0.00 1.000																																																																																							
32 Chad Cordero, R ERA: 3.23		1.0 S 3 0 0 0 1 0 0 0 0 0 7 8 0.00 0.000																																																																																							

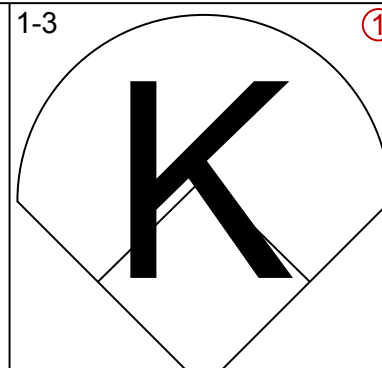
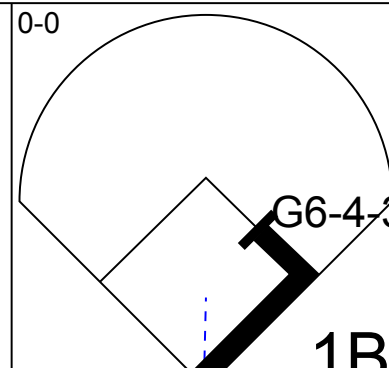
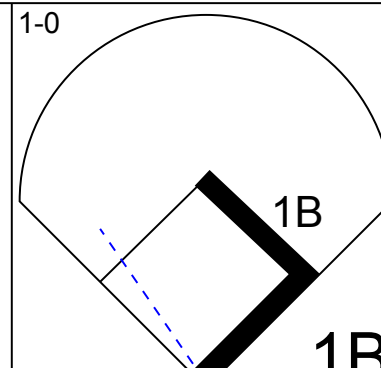
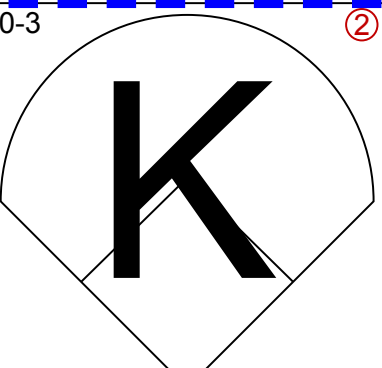
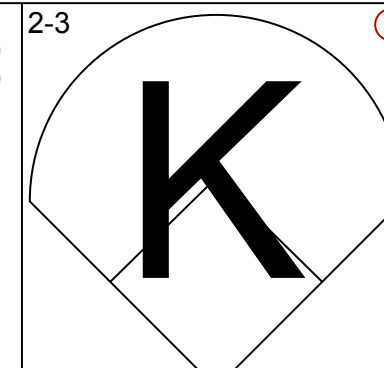
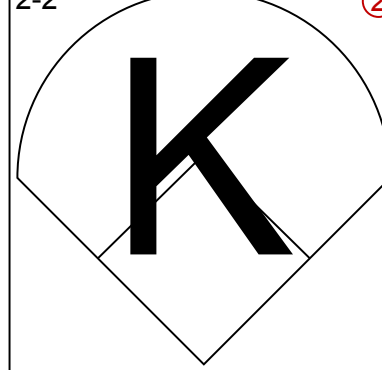
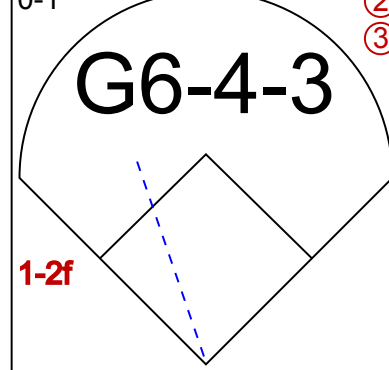
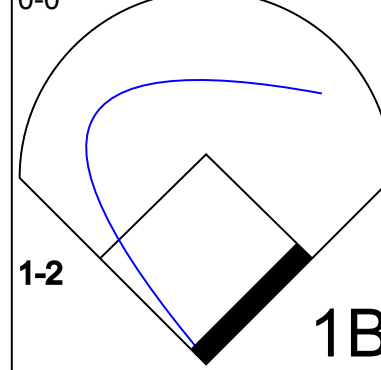
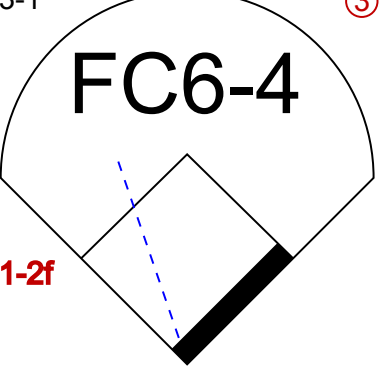
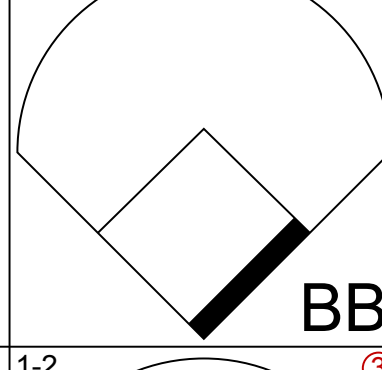
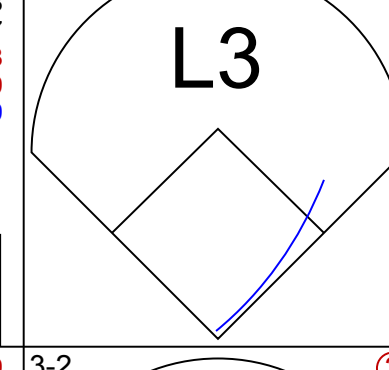
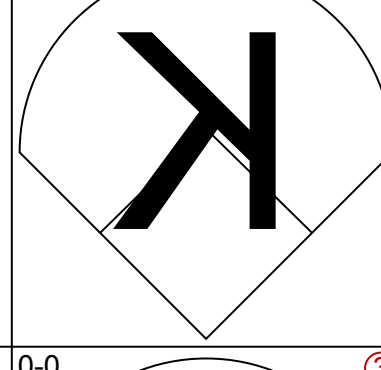
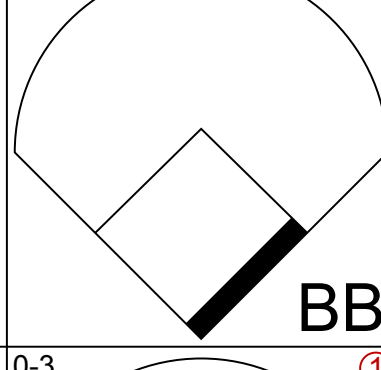
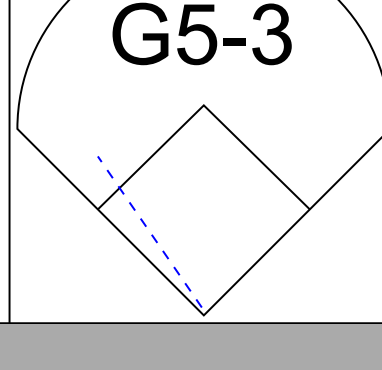
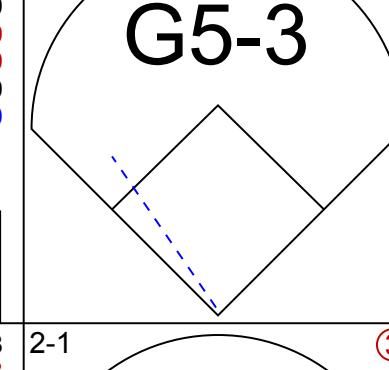
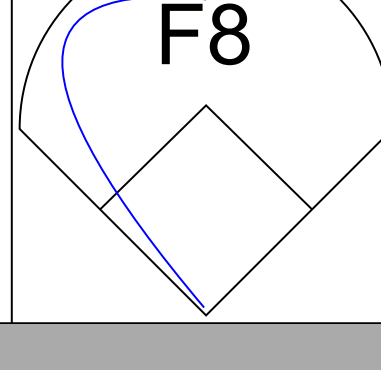
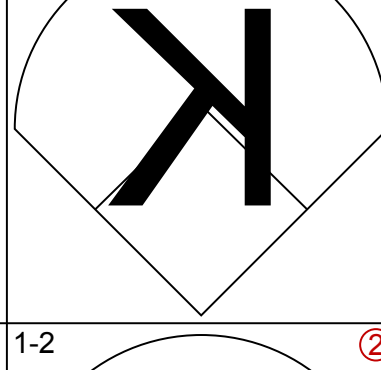
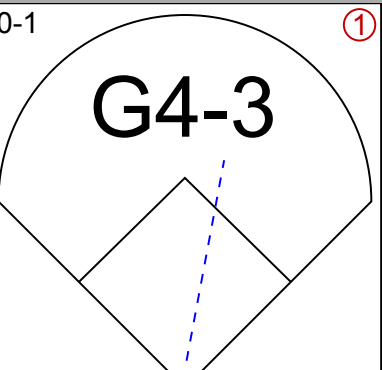
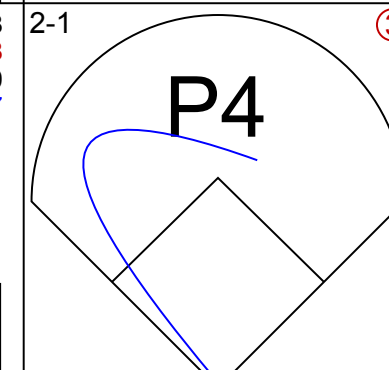
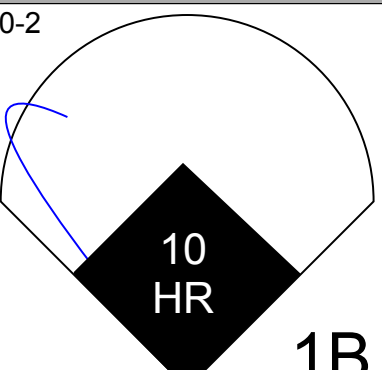
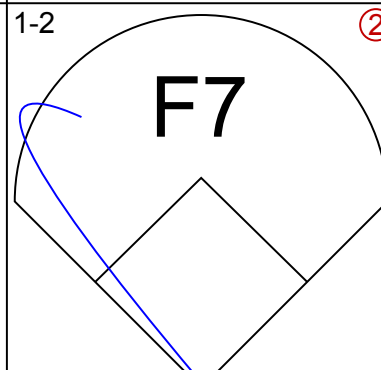
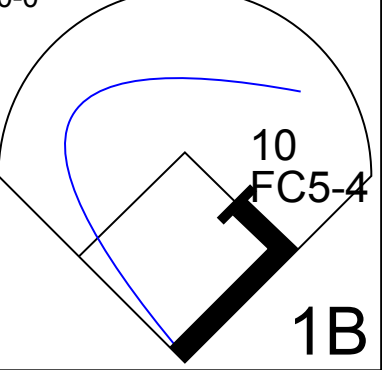
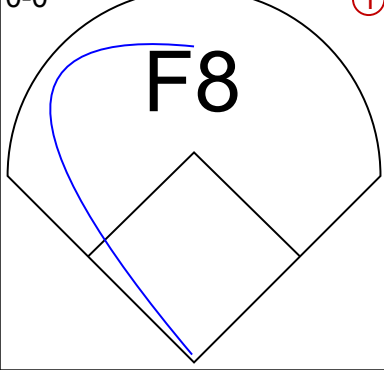
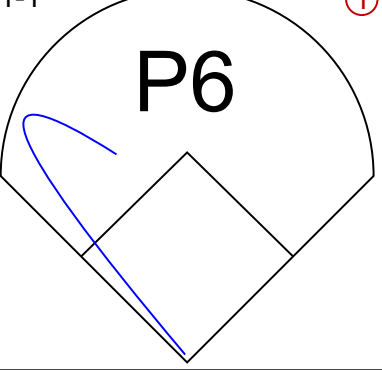
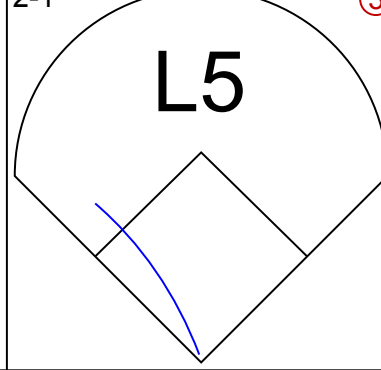
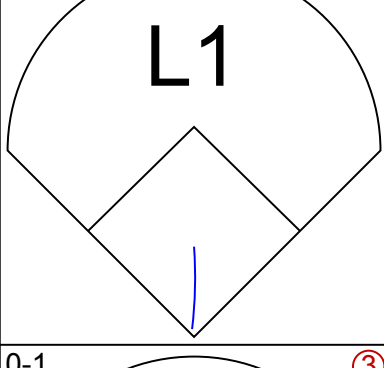
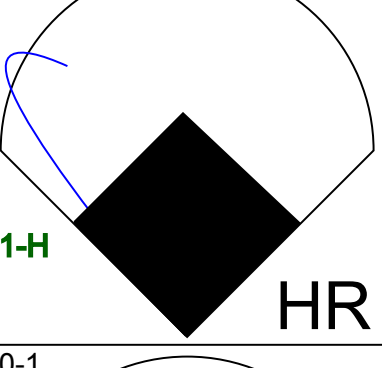
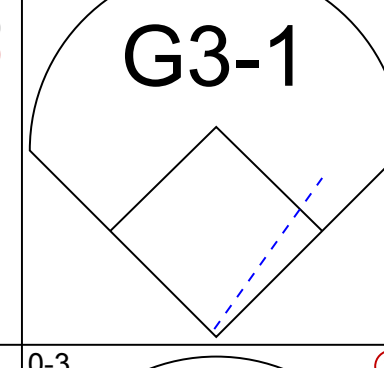
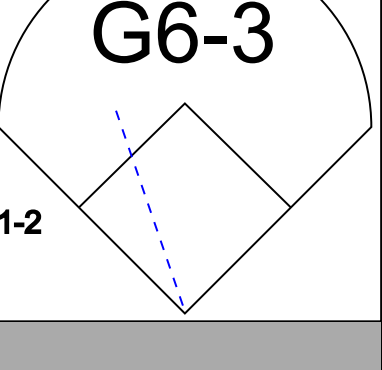
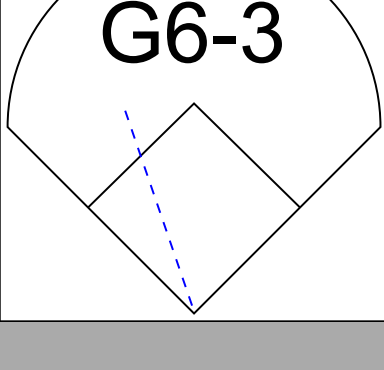
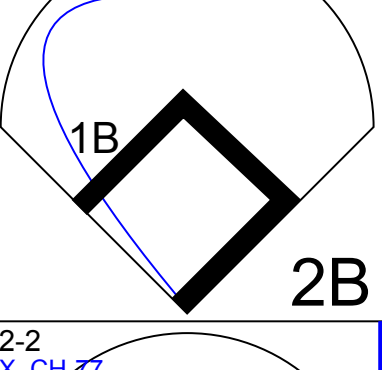
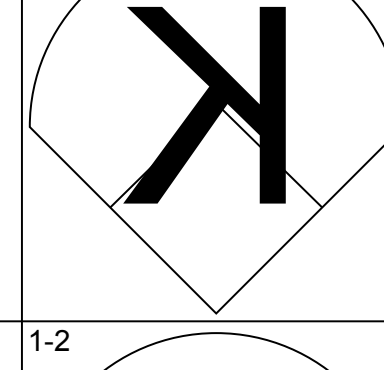
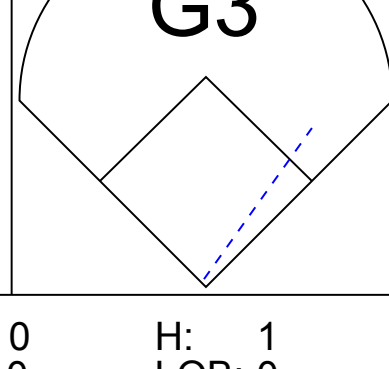
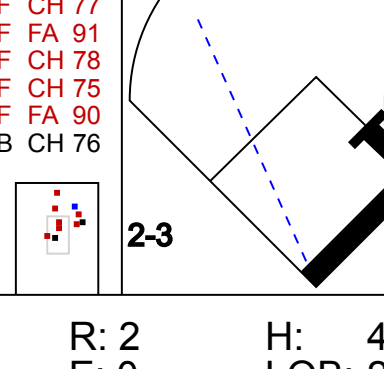
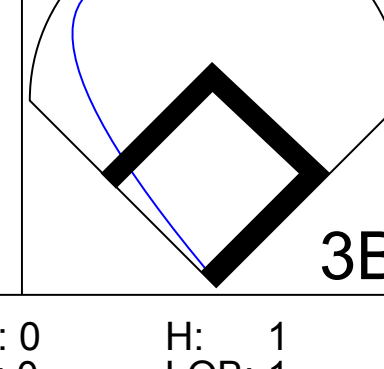
[illegible]

Batter	1				2				3				4				5				6				7				8				9				AB R H RBI BB SO LOB												BOTTOM
<div>Nook Logan, S</div> <div>OBP: 0.312, SLG: 0.348</div> <div>(1, 8)</div>	<div>C</div> <div>B</div> <div>B</div> <div>X</div>	<div>1-2</div> <div>G5-3</div> <div>1</div>			<div>B</div> <div>F</div> <div>X</div>	<div>1-1</div> <div>G1-3</div> <div>1</div>			<div>C</div> <div>B</div> <div>B</div> <div>B</div> <div>B</div> <div>B</div> <div>B</div> <div>B</div> <div>B</div> <div>B</div> <div>B</div> <div>B</div> <div>B</div> <div>B</div> <div>B</div> <div>B</div> <div>B</div> <div>B</div> <div>B</div> <div>B</div> <div>B</div> <div>B</div> <div>B</div> <div>B</div> <div>B</div> <div>B</div> <div>B</div> <div>B</div> <div>B</div> <div>B</div> <div>B</div> <div>B</div> <div>B</div> <div>B</div> <div>B</div> <div>B</div> <div>B</div> <div>B</div> <div>B</div> <div>B</div> <div>B</div> <div>B</div> <div>B</div> <div>B</div> <div>B</div> <div>B</div> <div>B</div> <div>B</div> <div>B</div> <div>B</div> <div>B</div> <div>B</div> <div>B</div> <div>B</div> <div>B</div> <div>B</div> <div>B</div> <div>B</div> <div>B</div> <div>B</div> <div>B</div> <div>B</div> <div>B</div> <div>B</div> <div>B</div> <div>B</div> <div>B</div> <div>B</div> <div>B</div> <div>B</div> <div>B</div> <div>B</div> <div>B</div> <div>B</div> <div>B</div> <div>B</div> <div>B</div> <div>B</div> <div>B</div> <div>B</div> <div>B</div> <div>B</div> <div>B</div> <div>B</div> <div>B</div> <div>B</div> <div>B</div> <div>B</div> <div>B</div> <div>B</div> <div>B</div> <div>B</div> <div>B</div> <div>B</div> <div>B</div> <div>B</div> <div>B</div> <div>B</div> <div>B</div> <div>B</div> <div>B</div> <div>B</div> <div>B</div> <div>B</div> <div>B</div> <div>B</div> <div>B</div> <div>B</div> <div>B</div> <div>B</div> <div>B</div> <div>B</div> <div>B</div> <div>B</div> <div>B</div> <div>B</div> <div>B</div> <div>B</div> <div>B</div> <div>B</div> <div>B</div> <div>B</div> <div>B</div> <div>B</div> <div>B</div> <div>B</div> <div>B</div> <div>B</div> <div>B</div> <div>B</div> <div>B</div> <div>B</div> <div>B</div> <div>B</div> <div>B</div> <div>B</div> <div>B</div> <div>B</div> <div>B</div> <div>B</div> <div>B</div> <div>B</div> <div>B</div> <div>B</div> <div>B</div> <div>B</div> <div>B</div> <div>B</div> <div>B</div> <div>B</div> <div>B</div> <div>B</div> <div>B</div> <div>B</div> <div>B</div> <div>B</div> <div>B</div> <div>B</div> <div>B</div> <div>B</div> <div>B</div> <div>B</div> <div>B</div> <div>B</div> <div>B</div> <div>B</div> <div>B</div> <div>B</div> <div>B</div> <div>B</div> <div>B</div> <div>B</div> <div>B</div> <div>B</div> <div>B</div> <div>B</div> <div>B</div> <div>B</div> <div>B</div> <div>B</div> <div>B</div> <div>B</div> <div>B</div> <div>B</div> <div>B</div> <div>B</div> <div>B</div> <div>B</div> <div>B</div> <div>B</div> <div>B</div> <div>B</div> <div>B</div> <div>B</div> <div>B</div> <div>B</div> <div>B</div> <div>B</div> <div>B</div> <div>B</div> <div>B</div> <div>B</div> <div>B</div> <div>B</div> <div>B</div> <div>B</div> <div>B</div> <div>B</div> <div>B</div> <div>B</div> <div>B</div> <div>B</div> <div>B</div> <div>B</div> <div>B</div> <div>B</div> <div>B</div> <div>B</div> <div>B</div> <div>B</div> <div>B</div> <div>B</div> <div>B</div> <div>B</div> <div>B</div> <div>B</div> <div>B</div> <div>B</div> <div>B</div> <div>B</div> <div>B</div> <div>B</div> <div>B</div> <div>B</div> <div>B</div> <div>B</div> <div>B</div> <div>B</div> <div>B</div> <div>B</div> <div>B</div> <div>B</div> <div>B</div> <div>B</div> <div>B</div> <div>B</div> <div>B</div> <div>B</div> <div>B</div> <div>B</div> <div>B</div> <div>B</div> <div>B</div> <div>B</div> <div>B</div> <div>B</div> <div>B</div> <div>B</div> <div>B</div> <div>B</div> <div>B</div> <div>B</div> <div>B</div> <div>B</div> <div>B</div> <div>B</div> <div>B</div> <div>B</div> <div>B</div> <div>B</div> <div>B</div> <div>B</div> <div>B</div> <div>B</div> <div>B</div> <div>B</div> <div>B</div> <div>B</div> <div>B</div> <div>B</div> <div>B</div> <div>B</div> <div>B</div> <div>B</div> <div>B</div> <div>B</div> <div>B</div> <div>B</div> <div>B</div> <div>B</div> <div>B</div> <div>B</div> <div>B</div> <div>B</div> <div>B</div> <div>B</div> <div>B</div> <div>B</div> <div>B</div> <div>B</div> <div>B</div> <div>B</div> <div>B</div> <div>B</div> <div>B</div> <div>B</div> <div>B</div> <div>B</div> <div>B</div> <div>B</div> <div>B</div> <div>B</div> <div>B</div> <div>B</div> <div>B</div> <div>B</div> <div>B</div> <div>B</div> <div>B</div> <div>B</div> <div>B</div> <div>B</div> <div>B</div> <div>B</div> <div>B</div> <div>B</div> <div>B</div> <div>B</div> <div>B</div> <div>B</div> <div>B</div> <div>B</div> <div>B</div> <div>B</div> <div>B</div> <div>B</div> <div>B</div> <div>B</div> <div>B</div> <div>B</div> <div>B</div> <div>B</div> <div>B</div> <div>B</div> <div>B</div> <div>B</div> <div>B</div> <div>B</div> <div>B</div> <div>B</div> <div>B</div> <div>B</div> <div>B</div> <div>B</div> <div>B</div> <div>B</div> <div>B</div> <div>B</div> <div>B</div> <div>B</div> <div>B</div> <div>B</div> <div>B</div> <div>B</div> <div>B</div> <div>B</div> <div>B</div> <div>B</div> <div>B</div> <div>B</div> <div>B</div> <div>B</div> <div>B</div> <div>B</div> <div>B</div> <div>B</div> <div>B</div> <div>B</div> <div>B</div> <div>B</div> <div>B</div> <div>B</div> <div>B</div> <div>B</div> <div>B</div> <div>B</div> <div>B</div> <div>B</div> <div>B</div> <div>B</div> <div>B</div> <div>B</div> <div>B</div> <div>B</div> <div>B</div> <div>B</div> <div>B</div> <div>B</div> <div>B</div> <div>B</div> <div>B</div> <div>B</div> <div>B</div> <div>B</div> <div>B</div> <div>B</div> <div>B</div> <div>B</div> <div>B</div> <div>B</div> <div>B</div> <div>B</div> <div>B</div> <div>B</div> <div>B</div> <div>B</div> <div>B</div> <div>B</div> <div>B</div> <div>B</div> <div>B</div> <div>B</div> <div>B</div> <div>B</div> <div>B</div> <div>B</div> <div>B</div> <div>B</div> <div>B</div> <div>B</div> <div>B</div> <div>B</div> <div>B</div> <div>B</div> <div>B</div> <div>B</div> <div>B</div> <div>B</div> <div>B</div> <div>B</div> <div>B</div> <div>B</div> <div>B</div> <div>B</div> <div>B</div> <div>B</div> <div>B</div> <div>B</div> <div>B</div> <div>B</div> <div>B</div> <div>B</div> <div>B</div> <div>B</div> <div>B</div> <div>B</div> <div>B</div> <div>B</div> <div>B</div> <div>B</div> <div>B</div> <div>B</div> <div>B</div> <div>B</div> <div>B</div> <div>B</div> <div>B</div> <div>B</div> <div>B</div> <div>B</div> <div>B</div> <div>B</div> <div>B</div> <div>B</div> <div>B</div> <div>B</div> <div>B</div> <div>B</div> <div>B</div> <div>B</div> <div>B</div> <div>B</div> <div>B</div> <div>B</div> <div>B</div> <div>B</div> <div>B</div> <div>B</div> <div>B</div> <div>B</div> <div>B</div> <div>B</div> <div>B</div> <div>B</div> <div>B</div> <div>B</div> <div>B</div> <div>B</div> <div>B</div> <div>B</div> <div>B</div> <div>B</div> <div>B</div> <div>B</div> <div>B</div> <div>B</div> <div>B</div> <div>B</div> <div>B</div> <div>B</div> <div>B</div> <div>B</div> <div>B</div> <div>B</div> <div>B</div> <div>B</div> <div>B</div> <div>B</div> <div>B</div> <div>B</div> <div>B</div> <div>B</div> <div>B</div> <div>B</div> <div>B</div> <div>B</div> <div>B</div> <div>B</div> <div>B</div> <div>B</div> <div>B</div> <div>B</div> <div>B</div> <div>B</div> <div>B</div> <div>B</div> <div>B</div> <div>B</div> <div>B</div> <div>B</div> <div>B</div> <div>B</div> <div>B</div> <div>B</div> <div>B</div> <div>B</div> <div>B</div> <div>B</div> <div>B</div> <div>B</div> <div>B</div> <div>B</div> <div>B</div> <div>B</div> <div>B</div> <div>B</div> <div>B</div> <div>B</div> <div>B</div> <div>B</div> <div>B</div> <div>B</div> <div>B</div> <div>B</div> <div>B</div> <div>B</div> <div>B</div> <div>B</div> <div>B</div> <div>B</div> <div>B</div> <div>B</div> <div>B</div> <div>B</div> <div>B</div> <div>B</div> <div>B</div> <div>B</div> <div>B</div> <div>B</div> <div>B</div> <div>B</div> <div>B</div> <div>B</div> <div>B</div> <div>B</div> <div>B</div> <div>B</div> <div>B</div> <div>B</div> <div>B</div> <div>B</div> <div>B</div> <div>B</div> <div>B</div> <div>B</div> <div>B</div> <div>B</div> <div>B</div> <div>B</div> <div>B</div> <div>B</div> <div>B</div> <div>B</div> <div>B</div> <div>B</div> <div>B</div> <div>B</div> <div>B</div> <div>B</div> <div>B</div> <div>B</div> <div>B</div> <div>B</div> <div>B</div> <div>B</div> <div>B</div> <div>B</div> <div>B</div> <div>B</div> <div>B</div> <div>B</div> <div>B</div> <div>B</div> <div>B</div> <div>B</div> <div>B</div> <div>B</div> <div>B</div> <div>B</div> <div>B</div> <div>B</div> <div>B</div> <div>B</div> <div>B</div> <div>B</div> <div>B</div> <div>B</div> <div>B</div> <div>B</div> <div>B</div> <div>B</div> <div>B</div> <div>B</div> <div>B</div> <div>B</div> <div>B</div> <div>B</div> <div>B</div> <div>B</div> <div>B</div> <div>B</div> <div>B</div> <div>B</div> <div>B</div> <div>B</div> <div>B</div> <div>B</div> <div>B</div> <div>B</div> <div>B</div> <div>B</div> <div>B</div> <div>B</div> <div>B</div> <div>B</div> <div>B</div> <div>B</div> <div>B</div> <div>B</div> <div>B</div> <div>B</div> <div>B</div> <div>B</div> <div>B</div> <div>B</div> <div>B</div> <div>B</div> <div>B</div> <div>B</div> <div>B</div> <div>B</div> <div>B</div> <div>B</div> <div>B</div> <div>B</div> <div>B</div> <div>B</div> <div>B</div> <div>B</div> <div>B</div> <div>B</div> <div>B</div> <div>B</div> <div>B</div> <div>B</div> <div>B</div> <div>B</div> <div>B</div> <div>B</div> <div>B</div> <div>B</div> <div>B</div> <div>B</div> <div>B</div> <div>B</div> <div>B</div> <div>B</div> <div>B</div> <div>B</div> <div>B</div> <div>B</div> <div>B</div> <div>B</div> <div>B</div> <div>B</div> <div>B</div> <div>B</div> <div>B</div> <div>B</div> <div>B</div> <div>B</div> <div>B</div> <div>B</div> <div>B</div> <div>B</div> <div>B</div> <div>B</div> <div>B</div> <div>B</div> <div>B</div> <div>B</div> <div>B</div> <div>B</div> <div>B</div> <div>B</div> <div>B</div> <div>B</div> <div>B</div> <div>B</div> <div>B</div> <div>B</div> <div>B</div> <div>B</div> <div>B</div> <div>B</div> <div>B</div> <div>B</div> <div>B</div> <div>B</div> <div>B</div> <div>B</div> <div>B</div> <div>B</div> <div>B</div> <div>B</div> <div>B</div> <div>B</div> <div>B</div> <div>B</div> <div>B</div> <div>B</div> <div>B</div> <div>B</div> <div>B</div> <div>B</div> <div>B</div> <div>B</div> <div>B</div> <div>B</div> <div>B</div> <div>B</div> <div>B</div> <div>B</div> <div>B</div> <div>B</div> <div>B</div> <div>B</div> <div>B</div> <div>B</div> <div>B</div> <div>B</div> <div>B</div> <div>B</div> <div>B</div> <div>B</div> <div>B</div> <div>B</div> <div>B</div> <div>B</div> <div>B</div> <div>B</div> <div>B</div> <div>B</div> <div>B</div> <div>B</div> <div>B</div> <div>B</div> <div>B</div> <div>B</div> <div>B</div> <div>B</div> <div>B</div> <div>B</div> <div>B</div> <div>B</div> <div>B</div> <div>B</div> <div>B</div> <div>B</div> <div>B</div> <div>B</div> <div>B</div> <div>B</div> <div>B</div> <div>B</div> <div>B</div> <div>B</div> <div>B</div> <div>B</div> <div>B</div> <div>B</div> <div>B</div> <div>B</div> <div>B</div> <div>B</div> <div>B</div> <div>B</div> <div>B</div> <div>B</div> <div>B</div> <div>B</div> <div>B</div> <div>B</div> <div>B</div> <div>B</div> <div>B</div> <div>B</div> <div>B</div> <div>B</div> <div>B</div> <div>B</div> <div>B</div> <div>B</div> <div>B</div> <div>B</div> <div>B</div> <div>B</div> <div>B</div> <div>B</div> <div>B</div> <div>B</div> <div>B</div> <div>B</div> <div>B</div> <div>B</div> <div>B</div> <div>B</div> <div>B</div> <div>B</div> <div>B</div> <div>B</div> <div>B</div> <div>B</div> <div>B</div> <div>B</div> <div>B</div> <div>B</div> <div>B</div> <div>B</div> <div>B</div> <div>B</div> <div>B</div> <div>B</div> <div>B</div> <div>B</div> <div>B</div> <div>B</div> <div>B</div> <div>B</div> <div>B</div> <div>B</div> <div>B</div> <div>B</div> <div>B</div> <div>B</div> <div>B</div> <div>B</div> <div>B</div> <div>B</div> <div>B</div> <div>B</div> <div>B</div> <div>B</div> <div>B</div> <div>B</div> <div>B</div> <div>B</div> <div>B</div> <div>B</div> <div>B</div> <div>B</div> <div>B</div> <div>B</div> <div>B</div> <div>B</div> <div>B</div> <div>B</div> <div>B</div> <div>B</div> <div>B</div> <div>B</div> <div>B</div> <div>B</div> <div>B</div> <div>B</div> <div>B</div> <div>B</div> <div>B</div> <div>B</div> <div>B</div> <div>B</div> <div>B</div> <div>B</div> <div>B</div> <div>B</div> <div>B</div> <div>B</div> <div>B</div> <div>B</div> <div>B</div> <div>B</div> <div>B</div> <div>B</div> <div>B</div> <div>B</div> <div>B</div> <div>B</div> <div>B</div> <div>B</div> <div>B</div> <div>B</div> <div>B</div> <div>B</div> <div>B</div> <div>B</div> <div>B</div> <div>B</div> <div>B</div> <div>B</div> <div>B</div> <div>B</div> <div>B</div> <div>B</div> <div>B</div> <div>B</div> <div>B</div> <div>B</div> <div>B</div> <div>B</div> <div>B</div> <div>B</div> <div>B</div> <div>B</div> <div>B</div> <div>B</div> <div>B</div> <div>B</div> <div>B</div> <div>B</div> <div>B</div> <div>B</div> <div>B</div> <div>B</div> <div>B</div> <div>B</div> <div>B</div> <div>B</div> <div>B</div> <div>B</div> <div>B</div> <div>B</div> <div>B</div> <div>B</div> <div>B</div> <div>B</div> <div>B</div> <div>B</div> <div>B</div> <div>B</div> <div>B</div> <div>B</div> <div>B</div> <div>B</div> <div>B</div> <div>B</div> <div>B</div> <div>B</div> <div>B</div> <div>B</div> <div>B</div> <div>B</div> <div>B</div> <div>B</div> <div>B</div> <div>B</div> <div>B</div> <div>B</div> <div>B</div> <div>B</div> <div>B</div> <div>B</div> <div>B</div> <div>B</div> <div>B</div> <div>B</div> <div>B</div> <div>B</div> <div>B</div> <div>B</div> <div>B</div> <div>B</div> <div>B</div> <div>B</div> <div>B</div> <div>B</div> <div>B</div> <div>B</div> <div>B</div> <div>B</div> <div>B</div> <div>B</div> <div>B</div> <div>B</div> <div>B</div> <div>B</div> <div>B</div> <div>B</div> <div>B</div> <div>B</div> <div>B</div> <div>B</div> <div>B</div> <div>B</div> <div>B</div> <div>B</div> <div>B</div> <div>B</div> <div>B</div> <div>B</div> <div>B</div> <div>B</div> <div>B</div> <div>B</div> <div>B</div> <div>B</div> <div>B</div> <div>B</div> <div>B</div> <div>B</div> <div>B</div> <div>B</div> <div>B</div> <div>B</div> <div>B</div> <div>B</div> <div>B</div> <div>B</div> <div>B</div> <div>B</div> <div>B</div> <div>B</div> <div>B</div> <div>B</div> <div>B</div> <div>B</div> <div>B</div> <div>B</div> <div>B</div> <div>B</div> <div>B</div> <div>B</div> <div>B</div> <div>B</div> <div>B</div> <div>B</div> <div>B</div> <div>B</div> <div>B</div> <div>B</div> <div>B</div> <div>B</div> <div>B</div> <div>B</div> <div>B</div> <div>B</div> <div>B</div> <div>B</div> <																																								

Batter	1		2		3		4		5		6		7		8		9		AB	R	H	RBI	BB	SO	LOB	BOTTOM																																																																																																																																																																																																																																																																																																																																																																																																																																																																																							
<div>Nook Logan, S</div> <div>OBP: 0.315, SLG: 0.358</div> <div>(1, 8)</div>	<div>B</div> <div>B</div> <div>C</div> <div>X</div>	<div>2-1</div> <div>G6-3</div> <div>1</div> <div><div><div></div><div></div><div></div><div></div></div><div></div></div>		<div>C</div> <div>M</div> <div>B</div> <div>B</div> <div>B</div> <div>X</div>	<div>3-2</div> <div>SH1-4</div> <div>11 2B</div> <div>2B</div> <div><div><div></div><div></div><div></div><div></div></div><div></div></div>		<div>F</div> <div>B</div> <div>B</div> <div>B</div> <div>F</div> <div>F</div> <div>X</div>	<div>2-3</div> <div>K</div> <div>2</div> <div><div><div></div><div></div><div></div><div></div></div><div></div></div>			<div>C</div> <div>X</div>	<div>0-1</div> <div><div><div></div><div></div><div></div><div></div></div><div></div></div> <div>2B</div>					4	1	2	0	0	1	1	<div>Florida Marlins @ Washington Nationals</div> <div>Robert F. Kennedy Memorial Stadium, Washington, DC</div> <div>Tue Sep 04 2007, 7:05 PM EDT</div> <div>Att. 15,611 - Clear - 89 F</div> <div>livebaseballscorecards.com</div>																																																																																																																																																																																																																																																																																																																																																																																																																																																																																									
<div>Felipe Lopez, S</div> <div>OBP: 0.309, SLG: 0.360</div> <div>(1, 6)</div>	<div>B</div> <div>B</div> <div>X</div>	<div>2-0</div> <div>21 11 FC6-4 BB</div> <div>25 1B</div> <div>1B</div> <div><div><div></div><div></div><div></div><div></div></div><div></div></div>	<div>X</div>	<div>0-0</div> <div>SH1-4</div> <div>1</div> <div><div><div></div><div></div><div></div><div></div></div><div></div></div>	<div>2-3</div> <div><div><div></div><div></div><div></div><div></div></div><div></div></div>	<div>C</div> <div>B</div> <div>B</div> <div>B</div> <div>F</div> <div>F</div> <div>X</div>	<div>2-2</div> <div>K</div> <div>3</div> <div><div><div></div><div></div><div></div><div></div></div><div></div></div>			<div>B</div> <div>B</div> <div>C</div> <div>C</div> <div>X</div>	<div>2-1</div> <div>11 L4-3</div> <div>1B</div> <div><div><div></div><div></div><div></div><div></div></div><div></div></div>					3	1	2	0	0	1	1																																																																																																																																																																																																																																																																																																																																																																																																																																																																																											
<div>11 Ryan Zimmerman, R</div> <div>OBP: 0.326, SLG: 0.470</div> <div>(1, 5)</div>	<div>D</div> <div>D</div> <div>B</div> <div>B</div> <div>B</div>	<div>4-0</div> <div>21 FC6-4</div> <div>1-2</div> <div>BB</div> <div><div><div></div><div></div><div></div><div></div></div><div></div></div>	<div>B</div> <div>S</div> <div>X</div>	<div>1-1</div> <div>21 L5-4</div> <div>2B</div> <div><div><div></div><div></div><div></div><div></div></div><div></div></div>			<div>B</div> <div>B</div> <div>B</div> <div>B</div> <div>B</div>	<div>4-0</div> <div>21 G1-4-3</div> <div>BB</div> <div><div><div></div><div></div><div></div><div></div></div><div></div></div>			<div>C</div> <div>S</div> <div>X</div>	<div>0-2</div> <div>L4-3</div> <div>1-1</div> <div>2</div> <div>3</div> <div><div><div></div><div></div><div></div><div></div></div><div></div></div>					2	0	1	1	2	0	2																																																																																																																																																																																																																																																																																																																																																																																																																																																																																										
<div>21 Dmitri Young, S</div> <div>OBP: 0.383, SLG: 0.509</div> <div>(1, 3)</div> <div>Ryan Langerhans, L</div> <div>OBP: 0.260, SLG: 0.276</div> <div>(9, PR)</div>	<div>C</div> <div>B</div> <div>D</div> <div>X</div>	<div>2-1</div> <div>FC6-4</div> <div>25 1B</div> <div>1-2f 2-3</div> <div>2</div> <div><div><div></div><div></div><div></div><div></div></div><div></div></div>	<div>B</div> <div>B</div> <div>F</div> <div>C</div> <div>F</div> <div>C</div> <div>B</div> <div>X</div>	<div>3-2</div> <div>L5-4</div> <div>2</div> <div>3</div> <div><div><div></div><div></div><div></div><div></div></div><div></div></div>			<div>B</div> <div>B</div> <div>C</div> <div>C</div> <div>F</div> <div>B</div> <div>X</div>	<div>3-2</div> <div>G1-4-3</div> <div>1-2f</div> <div>1</div> <div>2</div> <div><div><div></div><div></div><div></div><div></div></div><div></div></div>			<div>B</div> <div>B</div> <div>B</div> <div>B</div> <div>B</div>	<div>4-2</div> <div>26 1B 3 2B</div> <div>BB</div> <div><div><div></div><div></div><div></div><div></div></div><div></div></div>			3	0	0	0	1	0	4	0	1		0	0	0	0																																																																																																																																																																																																																																																																																																																																																																																																																																																																																					
<div>25 Austin Kearns, R</div> <div>OBP: 0.350, SLG: 0.401</div> <div>(1, 9)</div>	<div>B</div> <div>B</div> <div>C</div> <div>C</div> <div>X</div>	<div>2-1</div> <div><div><div></div><div></div><div></div><div></div></div><div></div></div> <div>1B</div>		<div>B</div> <div>F</div> <div>X</div>	<div>1-1</div> <div>F8</div> <div><div><div></div><div></div><div></div><div></div></div><div></div></div>			<div>B</div> <div>B</div> <div>F</div> <div>C</div> <div>F</div> <div>B</div> <div>X</div>	<div>3-3</div> <div>K</div> <div>3</div> <div><div><div></div><div></div><div></div><div></div></div><div></div></div>			<div>B</div> <div>B</div> <div>B</div> <div>B</div> <div>B</div>	<div>1-3</div> <div>K</div> <div>1</div> <div><div><div></div><div></div><div></div><div></div></div><div></div></div>			4	0	1	1	0	2	1																																																																																																																																																																																																																																																																																																																																																																																																																																																																																											
<div>26 Wily Mo Peña, R</div> <div>OBP: 0.293, SLG: 0.426</div> <div>(1, 7)</div>	<div>F</div> <div>C</div> <div>C</div> <div>B</div> <div>B</div> <div>S</div>	<div>1-3</div> <div>K</div> <div>3</div> <div><div><div></div><div></div><div></div><div></div></div><div></div></div>	<div>X</div>	<div>0-0</div> <div>P3</div> <div><div><div></div><div></div><div></div><div></div></div><div></div></div>	<div>X</div>		<div>0-0</div> <div>P3</div> <div><div><div></div><div></div><div></div><div></div></div><div></div></div>			<div>X</div>	<div>0-0</div> <div>P3</div> <div><div><div></div><div></div><div></div><div></div></div><div></div></div>			<div>B</div> <div>B</div> <div>S</div> <div>S</div> <div>B</div> <div>X</div>	<div>3-2</div> <div>3 2B</div> <div>1B</div> <div><div><div></div><div></div><div></div><div></div></div><div></div></div>			4	1	1	0	0	1	2																																																																																																																																																																																																																																																																																																																																																																																																																																																																																									
<div>10 Ronnie Belliard, R</div> <div>OBP: 0.324, SLG: 0.404</div> <div>(1, 4)</div>		<div>X</div>	<div>0-0</div> <div>P6</div> <div><div><div></div><div></div><div></div><div></div></div><div></div></div>	<div>B</div> <div>B</div> <div>B</div> <div>C</div> <div>C</div> <div>X</div>	<div>3-1</div> <div>3 PO</div> <div>1B</div> <div><div><div></div><div></div><div></div><div></div></div><div></div></div>			<div>C</div> <div>B</div> <div>B</div> <div>B</div> <div>S</div> <div>1</div> <div>SAFE</div> <div>S</div> <div>1</div> <div>SAFE</div>	<div>1-0</div> <div>41 SH2-4</div> <div>1B</div> <div><div><div></div><div></div><div></div><div></div></div><div></div></div>			<div>X</div>	<div>1-3</div> <div>K</div> <div>2</div> <div><div><div></div><div></div><div></div><div></div></div><div></div></div>			4	0	1	0	0	1	2																																																																																																																																																																																																																																																																																																																																																																																																																																																																																											
<div>3 Jesus Flores, R</div> <div>OBP: 0.318, SLG: 0.389</div> <div>(1, 2)</div>		<div>C</div> <div>B</div> <div>B</div> <div>F</div> <div>C</div> <div>X</div>	<div>0-2</div> <div>G3</div> <div><div><div></div><div></div><div></div><div></div></div><div></div></div>		<div>2-2</div> <div>PO</div> <div>1-2</div> <div>3</div> <div><div><div></div><div></div><div></div><div></div></div><div></div></div>	<div>1-0</div> <div>41 SH2-4</div> <div>1B</div> <div><div><div></div><div></div><div></div><div></div></div><div></div></div>			<div>X</div>	<div>0-0</div> <div>F9</div> <div><div><div></div><div></div><div></div><div></div></div><div></div></div>			<div>C</div> <div>B</div> <div>X</div>	<div>1-1</div> <div><div><div></div><div></div><div></div><div></div></div><div></div></div> <div>2B</div>			4	0	2	2	0	0	0																																																																																																																																																																																																																																																																																																																																																																																																																																																																																										
<div>41 Shawn Hill, R</div> <div>OBP: 0.208, SLG: 0.095</div> <div>(1, 1)</div> <div>Arnie Munoz, L</div> <div>Winston Abreu, R</div> <div>Luis Ayala, R</div> <div>Tony Batista, R</div> <div>49 Chris Schroder, R</div>	<div>B</div> <div>C</div> <div>X</div>	<div>1-1</div> <div>G6-3</div> <div>3</div> <div><div><div></div><div></div><div></div><div></div></div><div></div></div>			<div>L</div> <div>X</div>	<div>0-1</div> <div>SH2-4</div> <div>1-2</div> <div>1</div> <div><div><div></div><div></div><div></div><div></div></div><div></div></div>			<div>C</div> <div>B</div> <div>X</div>	<div>1-1</div> <div>F7</div> <div><div><div></div><div></div><div></div><div></div></div><div></div></div>					1	0	0	0	0	0	0	0	0	0	0	0	0	0	0	0	0	0	0	0	0	0	0	0	0	0	0	0	0	0	0	0	0	0	0	0	0	0	0	0	0	0	0	0	0	0	0	0	0	0	0	0	0	0	0	0	0	0	0	0	0	0	0	0	0	0	0	0	0	0	0	0	0	0	0	0	0	0	0	0	0	0	0	0	0	0	0	0	0	0	0	0	0	0	0	0	0	0	0	0	0	0	0	0	0	0	0	0	0	0	0	0	0	0	0	0	0	0	0	0	0	0	0	0	0	0	0	0	0	0	0	0	0	0	0	0	0	0	0	0	0	0	0	0	0	0	0	0	0	0	0	0	0	0	0	0	0	0	0	0	0	0	0	0	0	0	0	0	0	0	0	0	0	0	0	0	0	0	0	0	0	0	0	0	0	0	0	0	0	0	0	0	0	0	0	0	0	0	0	0	0	0	0	0	0	0	0	0	0	0	0	0	0	0	0	0	0	0	0	0	0	0	0	0	0	0	0	0	0	0	0	0	0	0	0	0	0	0	0	0	0	0	0	0	0	0	0	0	0	0	0	0	0	0	0	0	0	0	0	0	0	0	0	0	0	0	0	0	0	0	0	0	0	0	0	0	0	0	0	0	0	0	0	0	0	0	0	0	0	0	0	0	0	0	0	0	0	0	0	0	0	0	0	0	0	0	0	0	0	0	0	0	0	0	0	0	0	0	0	0	0	0	0	0	0	0	0	0	0	0	0	0	0	0	0	0	0	0	0	0	0	0	0	0	0	0	0	0	0	0	0	0	0	0	0	0	0	0	0	0	0	0	0	0	0	0	0	0	0	0	0	0	0	0	0	0	0	0	0	0	0	0	0	0	0	0	0	0	0	0	0	0	0	0	0	0	0	0	0	0	0	0	0	0	0	0	0	0	0	0	0	0	0	0	0	0	0	0	0	0	0	0	0	0	0	0	0	0	0	0	0	0	0	0	0	0	0	0	0	0	0	0	0	0	0	0	0	0	0	0	0	0	0	0	0	0	0	0	0	0	0	0	0	0	0	0	0	0	0	0	0	0	0	0	0	0	0	0	0	0	0	0	0

Batter	1				2				3				4				5				6				7				8				9				AB R H RBI BB SO LOB				TOP																			
<div>2 Hanley Ramirez, R</div> <div>OBP: 0.390, SLG: 0.562</div> <div>(1, 6)</div> <div>F</div> <div>X</div>	0-1	<div>G6-3</div>							<div>F</div> <div>B</div> <div>B</div> <div>F</div> <div>F</div> <div>B</div> <div>B</div>				4-2	<div>6</div> <div>FC5-4</div> <div>BB</div>							<div>C</div> <div>B</div> <div>B</div> <div>B</div> <div>B</div> <div>B</div>				4-1	<div>27</div> <div>1B</div> <div>6</div> <div>S</div> <div>BB</div>							<div>B</div> <div>B</div> <div>F</div> <div>F</div> <div>B</div> <div>B</div>				1-2	<div>F8</div>							<div>C</div> <div>B</div> <div>B</div> <div>C</div> <div>B</div> <div>B</div> <div>B</div>				4-2	<div>BB</div>			2 0 0 0 3 0 0				<div>Florida Marlins @ Washington Nationals</div> <div>Robert F. Kennedy Memorial Stadium, Washington, DC</div> <div>Wed Sep 05 2007, 7:05 PM EDT</div> <div>Att. 19,222 - Clear - 86 F</div>			
<div>6 Dan Uggla, R</div> <div>OBP: 0.323, SLG: 0.485</div> <div>(1, 4)</div> <div>F</div> <div>X</div>	0-1	<div>1B</div>							<div>B</div> <div>1</div> <div>SAFE</div> <div>B</div> <div>B</div> <div>B</div> <div>C</div> <div>1</div> <div>SAFE</div> <div>F</div> <div>X</div>				3-2	<div>27</div> <div>2B</div> <div>FC5-4</div>							<div>B</div> <div>1</div> <div>SAFE</div> <div>B</div> <div>B</div> <div>B</div> <div>C</div> <div>1</div> <div>SAFE</div> <div>F</div> <div>X</div>				2-3	<div>K</div>							<div>B</div> <div>B</div> <div>F</div> <div>F</div> <div>B</div> <div>B</div>				1-2	<div>G5-3</div>							<div>S</div> <div>B</div> <div>B</div> <div>F</div> <div>S</div>				1-3	<div>K</div>			5 1 1 0 0 2 4							
<div>27 Jeremy Hermida, L</div> <div>OBP: 0.365, SLG: 0.485</div> <div>(1, 9)</div> <div>C</div> <div>X</div>	0-1	<div>P5</div>							<div>X</div>				0-0	<div>1B</div> <div>14</div> <div>FC1-6</div> <div>2B</div>							<div>B</div> <div>X</div>				1-0	<div>G5-4-3</div> <div>1B</div>							<div>B</div> <div>B</div> <div>B</div> <div>X</div>				2-0	<div>G3-1</div>							4 1 2 1 0 0 1															
<div>Miguel Cabrera, R</div> <div>OBP: 0.394, SLG: 0.574</div> <div>(1, 5)</div> <div>B</div> <div>B</div> <div>X</div>	2-0	<div>G5-3</div>							<div>C</div> <div>B</div> <div>B</div> <div>F</div> <div>F</div> <div>B</div> <div>B</div> <div>X</div>				0-2	<div>14</div> <div>FC1-6</div> <div>1B</div>							<div>X</div>				0-0	<div>G5-4-3</div>							<div>S</div> <div>B</div> <div>B</div> <div>C</div> <div>B</div> <div>B</div> <div>B</div> <div>C</div>				2-3	<div>K</div>							4 0 1 0 0 1 3															
<div>14 Josh Willingham, R</div> <div>OBP: 0.373, SLG: 0.484</div> <div>(1, 7)</div> <div>C</div> <div>B</div> <div>B</div> <div>X</div>					<div>2-1</div> <div>BB</div> <div>1B</div>				<div>C</div> <div>B</div> <div>B</div> <div>D</div> <div>B</div> <div>X</div>				1-2	<div>FC1-6</div>							<div>B</div> <div>B</div> <div>X</div>				2-1	<div>WP</div> <div>HR</div> <div>1B</div>							<div>S</div> <div>B</div> <div>B</div> <div>C</div> <div>B</div> <div>B</div> <div>C</div> <div>B</div> <div>B</div> <div>C</div>				2-3	<div>K</div>							4 1 2 1 0 1 1															
<div>Mike Jacobs, L</div> <div>OBP: 0.319, SLG: 0.443</div> <div>(1, 3)</div> <div>F</div> <div>B</div> <div>B</div> <div>X</div>					<div>2-3</div> <div>K</div>				<div>F</div> <div>B</div> <div>B</div> <div>X</div>				1-1	<div>P4</div>							<div>B</div> <div>X</div>				1-1	<div>P6</div>							<div>S</div> <div>B</div> <div>B</div> <div>F</div> <div>F</div> <div>B</div> <div>B</div> <div>C</div>				2-3	<div>K</div>							4 0 0 0 0 2 3															
<div>12 Cody Ross, R</div> <div>OBP: 0.415, SLG: 0.669</div> <div>(1, 8)</div> <div>B</div> <div>X</div>					<div>1-0</div> <div>L7</div>				<div>C</div> <div>B</div> <div>B</div> <div>X</div>								<div>C</div> <div>B</div> <div>B</div> <div>X</div>				3-2	<div>G5-3</div>							<div>B</div> <div>B</div> <div>B</div> <div>F</div> <div>F</div> <div>B</div> <div>B</div> <div>X</div>								<div>F</div> <div>B</div> <div>B</div> <div>X</div>				1-1	<div>2B</div>							4 0 1 0 0 1 2											
<div>Miguel Olivo, R</div> <div>OBP: 0.252, SLG: 0.393</div> <div>(1, 2)</div> <td colspan="4"></td> <td colspan="4"><div>4-2</div><div>BB</div></td> <td colspan="4"><div>B</div><div>B</div><div>B</div><div>C</div><div>B</div><div>B</div><div>B</div><div>B</div><div>B</div><div>B</div><div>B</div><div>B</div><div>B</div><div>B</div><div>B</div><div>B</div><div>B</div><div>B</div><div>B</div><div>B</div><div>B</div><div>B</div><div>B</div><div>B</div><div>B</div><div>B</div><div>B</div><div>B</div><div>B</div><div>B</div><div>B</div><div>B</div><div>B</div><div>B</div><div>B</div><div>B</div><div>B</div><div>B</div><div>B</div><div>B</div><div>B</div><div>B</div><div>B</div><div>B</div><div>B</div><div>B</div><div>B</div><div>B</div><div>B</div><div>B</div><div>B</div><div>B</div><div>B</div><div>B</div><div>B</div><div>B</div><div>B</div><div>B</div><div>B</div><div>B</div><div>B</div><div>B</div><div>B</div><div>B</div><div>B</div><div>B</div><div>B</div><div>B</div><div>B</div><div>B</div><div>B</div><div>B</div><div>B</div><div>B</div><div>B</div><div>B</div><div>B</div><div>B</div><div>B</div><div>B</div><div>B</div><div>B</div><div>B</div><div>B</div><div>B</div><div>B</div><div>B</div><div>B</div><div>B</div><div>B</div><div>B</div><div>B</div><div>B</div><div>B</div><div>B</div><div>B</div><div>B</div><div>B</div><div>B</div><div>B</div><div>B</div><div>B</div><div>B</div><div>B</div><div>B</div><div>B</div><div>B</div><div>B</div><div>B</div><div>B</div><div>B</div><div>B</div><div>B</div><div>B</div><div>B</div><div>B</div><div>B</div><div>B</div><div>B</div><div>B</div><div>B</div><div>B</div><div>B</div><div>B</div><div>B</div><div>B</div><div>B</div><div>B</div><div>B</div><div>B</div><div>B</div><div>B</div><div>B</div><div>B</div><div>B</div><div>B</div><div>B</div><div>B</div><div>B</div><div>B</div><div>B</div><div>B</div><div>B</div><div>B</div><div>B</div><div>B</div><div>B</div><div>B</div><div>B</div><div>B</div><div>B</div><div>B</div><div>B</div><div>B</div><div>B</div><div>B</div><div>B</div><div>B</div><div>B</div><div>B</div><div>B</div><div>B</div><div>B</div><div>B</div><div>B</div><div>B</div><div>B</div><div>B</div><div>B</div><div>B</div><div>B</div><div>B</div><div>B</div><div>B</div><div>B</div><div>B</div><div>B</div><div>B</div><div>B</div><div>B</div><div>B</div><div>B</div><div>B</div><div>B</div><div>B</div><div>B</div><div>B</div><div>B</div><div>B</div><div>B</div><div>B</div><div>B</div><div>B</div><div>B</div><div>B</div><div>B</div><div>B</div><div>B</div><div>B</div><div>B</div><div>B</div><div>B</div><div>B</div><div>B</div><div>B</div><div>B</div><div>B</div><div>B</div><div>B</div><div>B</div><div>B</div><div>B</div><div>B</div><div>B</div><div>B</div><div>B</div><div>B</div><div>B</div><div>B</div><div>B</div><div>B</div><div>B</div><div>B</div><div>B</div><div>B</div><div>B</div><div>B</div><div>B</div><div>B</div><div>B</div><div>B</div><div>B</div><div>B</div><div>B</div><div>B</div><div>B</div><div>B</div><div>B</div><div>B</div><div>B</div><div>B</div><div>B</div><div>B</div><div>B</div><div>B</div><div>B</div><div>B</div><div>B</div><div>B</div><div>B</div><div>B</div><div>B</div><div>B</div><div>B</div><div>B</div><div>B</div><div>B</div><div>B</div><div>B</div><div>B</div><div>B</div><div>B</div><div>B</div><div>B</div><div>B</div><div>B</div><div>B</div><div>B</div><div>B</div><div>B</div><div>B</div><div>B</div><div>B</div><div>B</div><div>B</div><div>B</div><div>B</div><div>B</div><div>B</div><div>B</div><div>B</div><div>B</div><div>B</div><div>B</div><div>B</div><div>B</div><div>B</div><div>B</div><div>B</div><div>B</div><div>B</div><div>B</div><div>B</div><div>B</div><div>B</div><div>B</div><div>B</div><div>B</div><div>B</div><div>B</div><div>B</div><div>B</div><div>B</div><div>B</div><div>B</div><div>B</div><div>B</div><div>B</div><div>B</div><div>B</div><div>B</div><div>B</div><div>B</div><div>B</div><div>B</div><div>B</div><div>B</div><div>B</div><div>B</div><div>B</div><div>B</div><div>B</div><div>B</div><div>B</div><div>B</div><div>B</div><div>B</div><div>B</div><div>B</div><div>B</div><div>B</div><div>B</div><div>B</div><div>B</div><div>B</div><div>B</div><div>B</div><div>B</div><div>B</div><div>B</div><div>B</div><div>B</div><div>B</div><div>B</div><div>B</div><div>B</div><div>B</div><div>B</div><div>B</div><div>B</div><div>B</div><div>B</div><div>B</div><div>B</div><div>B</div><div>B</div><div>B</div><div>B</div><div>B</div><div>B</div><div>B</div><div>B</div><div>B</div><div>B</div><div>B</div><div>B</div><div>B</div><div>B</div><div>B</div><div>B</div><div>B</div><div>B</div><div>B</div><div>B</div><div>B</div><div>B</div><div>B</div><div>B</div><div>B</div><div>B</div><div>B</div><div>B</div><div>B</div><div>B</div><div>B</div><div>B</div><div>B</div><div>B</div><div>B</div><div>B</div><div>B</div><div>B</div><div>B</div><div>B</div><div>B</div><div>B</div><div>B</div><div>B</div><div>B</div><div>B</div><div>B</div><div>B</div><div>B</div><div>B</div><div>B</div><div>B</div><div>B</div><div>B</div><div>B</div><div>B</div><div>B</div><div>B</div><div>B</div><div>B</div><div>B</div><div>B</div><div>B</div><div>B</div><div>B</div><div>B</div><div>B</div><div>B</div><div>B</div><div>B</div><div>B</div><div>B</div><div>B</div><div>B</div><div>B</div><div>B</div><div>B</div><div>B</div><div>B</div><div>B</div><div>B</div><div>B</div><div>B</div><div>B</div><div>B</div><div>B</div><div>B</div><div>B</div><div>B</div><div>B</div><div>B</div><div>B</div><div>B</div><div>B</div><div>B</div><div>B</div><div>B</div><div>B</div><div>B</div><div>B</div><div>B</div><div>B</div><div>B</div><div>B</div><div>B</div><div>B</div><div>B</div><div>B</div><div>B</div><div>B</div><div>B</div><div>B</div><div>B</div><div>B</div><div>B</div><div>B</div><div>B</div><div>B</div><div>B</div><div>B</div><div>B</div><div>B</div><div>B</div><div>B</div><div>B</div><div>B</div><div>B</div><div>B</div><div>B</div><div>B</div><div>B</div><div>B</div><div>B</div><div>B</div><div>B</div><div>B</div><div>B</div><div>B</div><div>B</div><div>B</div><div>B</div><div>B</div><div>B</div><div>B</div><div>B</div><div>B</div><div>B</div><div>B</div><div>B</div><div>B</div><div>B</div><div>B</div><div>B</div><div>B</div><div>B</div><div>B</div><div>B</div><div>B</div><div>B</div><div>B</div><div>B</div><div>B</div><div>B</div><div>B</div><div>B</div><div>B</div><div>B</div><div>B</div><div>B</div><div>B</div><div>B</div><div>B</div><div>B</div><div>B</div><div>B</div><div>B</div><div>B</div><div>B</div><div>B</div><div>B</div><div>B</div><div>B</div><div>B</div><div>B</div><div>B</div><div>B</div><div>B</div><div>B</div><div>B</div><div>B</div><div>B</div></td>					<div>4-2</div> <div>BB</div>				<div>B</div> <div>B</div> <div>B</div> <div>C</div> <div>B</div> <div>B</div> <div>B</div> <div>B</div> <div>B</div> <div>B</div> <div>B</div> <div>B</div> <div>B</div> <div>B</div> <div>B</div> <div>B</div> <div>B</div> <div>B</div> <div>B</div> <div>B</div> <div>B</div> <div>B</div> <div>B</div> <div>B</div> <div>B</div> <div>B</div> <div>B</div> <div>B</div> <div>B</div> <div>B</div> <div>B</div> <div>B</div> <div>B</div> <div>B</div> <div>B</div> <div>B</div> <div>B</div> <div>B</div> <div>B</div> <div>B</div> <div>B</div> <div>B</div> <div>B</div> <div>B</div> <div>B</div> <div>B</div> <div>B</div> <div>B</div> <div>B</div> <div>B</div> <div>B</div> <div>B</div> <div>B</div> <div>B</div> <div>B</div> <div>B</div> <div>B</div> <div>B</div> <div>B</div> <div>B</div> <div>B</div> <div>B</div> <div>B</div> <div>B</div> <div>B</div> <div>B</div> <div>B</div> <div>B</div> <div>B</div> <div>B</div> <div>B</div> <div>B</div> <div>B</div> <div>B</div> <div>B</div> <div>B</div> <div>B</div> <div>B</div> <div>B</div> <div>B</div> <div>B</div> <div>B</div> <div>B</div> <div>B</div> <div>B</div> <div>B</div> <div>B</div> <div>B</div> <div>B</div> <div>B</div> <div>B</div> <div>B</div> <div>B</div> <div>B</div> <div>B</div> <div>B</div> <div>B</div> <div>B</div> <div>B</div> <div>B</div> <div>B</div> <div>B</div> <div>B</div> <div>B</div> <div>B</div> <div>B</div> <div>B</div> <div>B</div> <div>B</div> <div>B</div> <div>B</div> <div>B</div> <div>B</div> <div>B</div> <div>B</div> <div>B</div> <div>B</div> <div>B</div> <div>B</div> <div>B</div> <div>B</div> <div>B</div> <div>B</div> <div>B</div> <div>B</div> <div>B</div> <div>B</div> <div>B</div> <div>B</div> <div>B</div> <div>B</div> <div>B</div> <div>B</div> <div>B</div> <div>B</div> <div>B</div> <div>B</div> <div>B</div> <div>B</div> <div>B</div> <div>B</div> <div>B</div> <div>B</div> <div>B</div> <div>B</div> <div>B</div> <div>B</div> <div>B</div> <div>B</div> <div>B</div> <div>B</div> <div>B</div> <div>B</div> <div>B</div> <div>B</div> <div>B</div> <div>B</div> <div>B</div> <div>B</div> <div>B</div> <div>B</div> <div>B</div> <div>B</div> <div>B</div> <div>B</div> <div>B</div> <div>B</div> <div>B</div> <div>B</div> <div>B</div> <div>B</div> <div>B</div> <div>B</div> <div>B</div> <div>B</div> <div>B</div> <div>B</div> <div>B</div> <div>B</div> <div>B</div> <div>B</div> <div>B</div> <div>B</div> <div>B</div> <div>B</div> <div>B</div> <div>B</div> <div>B</div> <div>B</div> <div>B</div> <div>B</div> <div>B</div> <div>B</div> <div>B</div> <div>B</div> <div>B</div> <div>B</div> <div>B</div> <div>B</div> <div>B</div> <div>B</div> <div>B</div> <div>B</div> <div>B</div> <div>B</div> <div>B</div> <div>B</div> <div>B</div> <div>B</div> <div>B</div> <div>B</div> <div>B</div> <div>B</div> <div>B</div> <div>B</div> <div>B</div> <div>B</div> <div>B</div> <div>B</div> <div>B</div> <div>B</div> <div>B</div> <div>B</div> <div>B</div> <div>B</div> <div>B</div> <div>B</div> <div>B</div> <div>B</div> <div>B</div> <div>B</div> <div>B</div> <div>B</div> <div>B</div> <div>B</div> <div>B</div> <div>B</div> <div>B</div> <div>B</div> <div>B</div> <div>B</div> <div>B</div> <div>B</div> <div>B</div> <div>B</div> <div>B</div> <div>B</div> <div>B</div> <div>B</div> <div>B</div> <div>B</div> <div>B</div> <div>B</div> <div>B</div> <div>B</div> <div>B</div> <div>B</div> <div>B</div> <div>B</div> <div>B</div> <div>B</div> <div>B</div> <div>B</div> <div>B</div> <div>B</div> <div>B</div> <div>B</div> <div>B</div> <div>B</div> <div>B</div> <div>B</div> <div>B</div> <div>B</div> <div>B</div> <div>B</div> <div>B</div> <div>B</div> <div>B</div> <div>B</div> <div>B</div> <div>B</div> <div>B</div> <div>B</div> <div>B</div> <div>B</div> <div>B</div> <div>B</div> <div>B</div> <div>B</div> <div>B</div> <div>B</div> <div>B</div> <div>B</div> <div>B</div> <div>B</div> <div>B</div> <div>B</div> <div>B</div> <div>B</div> <div>B</div> <div>B</div> <div>B</div> <div>B</div> <div>B</div> <div>B</div> <div>B</div> <div>B</div> <div>B</div> <div>B</div> <div>B</div> <div>B</div> <div>B</div> <div>B</div> <div>B</div> <div>B</div> <div>B</div> <div>B</div> <div>B</div> <div>B</div> <div>B</div> <div>B</div> <div>B</div> <div>B</div> <div>B</div> <div>B</div> <div>B</div> <div>B</div> <div>B</div> <div>B</div> <div>B</div> <div>B</div> <div>B</div> <div>B</div> <div>B</div> <div>B</div> <div>B</div> <div>B</div> <div>B</div> <div>B</div> <div>B</div> <div>B</div> <div>B</div> <div>B</div> <div>B</div> <div>B</div> <div>B</div> <div>B</div> <div>B</div> <div>B</div> <div>B</div> <div>B</div> <div>B</div> <div>B</div> <div>B</div> <div>B</div> <div>B</div> <div>B</div> <div>B</div> <div>B</div> <div>B</div> <div>B</div> <div>B</div> <div>B</div> <div>B</div> <div>B</div> <div>B</div> <div>B</div> <div>B</div> <div>B</div> <div>B</div> <div>B</div> <div>B</div> <div>B</div> <div>B</div> <div>B</div> <div>B</div> <div>B</div> <div>B</div> <div>B</div> <div>B</div> <div>B</div> <div>B</div> <div>B</div> <div>B</div> <div>B</div> <div>B</div> <div>B</div> <div>B</div> <div>B</div> <div>B</div> <div>B</div> <div>B</div> <div>B</div> <div>B</div> <div>B</div> <div>B</div> <div>B</div> <div>B</div> <div>B</div> <div>B</div> <div>B</div> <div>B</div> <div>B</div> <div>B</div> <div>B</div> <div>B</div> <div>B</div> <div>B</div> <div>B</div> <div>B</div> <div>B</div> <div>B</div> <div>B</div> <div>B</div> <div>B</div> <div>B</div> <div>B</div> <div>B</div> <div>B</div> <div>B</div> <div>B</div> <div>B</div> <div>B</div> <div>B</div> <div>B</div> <div>B</div> <div>B</div> <div>B</div> <div>B</div> <div>B</div> <div>B</div> <div>B</div> <div>B</div> <div>B</div> <div>B</div> <div>B</div> <div>B</div> <div>B</div> <div>B</div> <div>B</div> <div>B</div> <div>B</div> <div>B</div> <div>B</div> <div>B</div> <div>B</div> <div>B</div> <div>B</div> <div>B</div> <div>B</div> <div>B</div> <div>B</div> <div>B</div> <div>B</div> <div>B</div> <div>B</div> <div>B</div> <div>B</div> <div>B</div> <div>B</div> <div>B</div> <div>B</div> <div>B</div> <div>B</div> <div>B</div> <div>B</div> <div>B</div> <div>B</div> <div>B</div> <div>B</div> <div>B</div> <div>B</div> <div>B</div> <div>B</div> <div>B</div> <div>B</div> <div>B</div> <div>B</div> <div>B</div> <div>B</div> <div>B</div> <div>B</div> <div>B</div> <div>B</div> <div>B</div> <div>B</div> <div>B</div> <div>B</div> <div>B</div> <div>B</div> <div>B</div> <div>B</div> <div>B</div> <div>B</div> <div>B</div> <div>B</div> <div>B</div> <div>B</div> <div>B</div> <div>B</div> <div>B</div> <div>B</div> <div>B</div> <div>B</div> <div>B</div> <div>B</div> <div>B</div> <div>B</div> <div>B</div> <div>B</div> <div>B</div> <div>B</div> <div>B</div> <div>B</div> <div>B</div> <div>B</div> <div>B</div> <div>B</div> <div>B</div> <div>B</div> <div>B</div> <div>B</div> <div>B</div> <div>B</div> <div>B</div> <div>B</div> <div>B</div> <div>B</div> <div>B</div> <div>B</div> <div>B</div> <div>B</div> <div>B</div> <div>B</div> <div>B</div> <div>B</div> <div>B</div> <div>B</div> <div>B</div> <div>B</div> <div>B</div> <div>B</div> <div>B</div> <div>B</div> <div>B</div>																																																			


Batter	1				2				3				4				5				6				7				8				9				AB R H RBI BB SO LOB				TOP							
Nook Logan, S OBP: 0.309, SLG: 0.352 (1, 8)	<div>B FA 94 C FA 94 S SL 89 X SL 89</div> <div>1-2</div> <div>G6-3</div> <div></div>								<div>X SL 87</div> <div>0-0</div> <div>G4-3</div> <div></div>												<div>F FA 94 B CU 77 X SL 86</div> <div>1-1</div> <div>G1-3</div> <div></div>								<div>C FA 94 B SL 76 C CU 75 C FA 94 F SL 77 B SL 77 S FA 94</div> <div>2-3</div> <div>K</div> <div></div>												4 0 0 0 0 1 2				<div>Washington Nationals @ Atlanta Braves</div> <div>Turner Field, Atlanta, GA</div> <div>Fri Sep 07 2007, 7:35 PM EDT</div> <div>Att. 31,116 - Partly Cloudy - 83 F</div>			
Felipe Lopez, S OBP: 0.306, SLG: 0.356 (1, 6)	<div>C FA 95 T FA 92 F SL 90 B FA 93 F CH 87 B FA 94 S SL 89</div> <div>2-3</div> <div>K</div> <div></div>								<div>C FA 93 F SL 87 B SL 88 X FA 92</div> <div>1-2</div> <div>G6-3</div> <div></div>												<div>B CH 85 S SL 87 B FA 92 X FA 92</div> <div>2-2</div> <div>G5-3</div> <div></div>								<div>F FA 93 B SL 78 B CU 76 C FA 94 F FA 95 F SL 78 X FA 94</div> <div>3-2</div> <div>F7</div> <div></div>								4 0 0 0 0 1 2											
11 Ryan Zimmerman, R OBP: 0.324, SLG: 0.465 (1, 5)	<div>B FA 93 B FA 92 B SL 88 C FA 94 C CH 86 C SL 87</div> <div>3-3</div> <div>K</div> <div></div>												<div>F FA 86 B FA 93 F FA 93 B FA 92 S SL 86</div> <div>2-3</div> <div>K</div> <div></div>												<div>C SL 87 C SL 87 B FA 91 T SL 88</div> <div>1-2</div> <div>K</div> <div></div>								<div>B SL 82 C FA 93 F FA 94 S SL 83</div> <div>2-3</div> <div>K</div> <div></div>				4 0 0 0 0 4 0											
21 Dmitri Young, S OBP: 0.382, SLG: 0.506 (1, 3)					<div>F CH 84 B CH 84 B FA 92 S SL 89 B SL 87 B FA 93</div> <div>4-2</div> <div></div> BB								<div>X CH 84</div> <div>0-0</div> <div>F8</div> <div></div>												<div>S CU 78 B FA 92 X FA 91</div> <div>1-1</div> <div>G6-3</div> <div></div>								<div>C SL 82 S CH 86 X CH 86</div> <div>0-2</div> <div>L3</div> <div></div>				3 0 0 0 1 0 0											
25 Austin Kearns, R OBP: 0.350, SLG: 0.407 (1, 9)					<div>C FA 94 C FA 94 B FA 91 B SL 88 S SL 88</div> <div>2-3</div> <div>K</div> <div></div>								<div>C CH 83 F FA 91 F FA 90 F FA 93 S SL 85</div> <div>0-3</div> <div>K</div> <div></div>												<div>B SL 89 C CH 85 F FA 91 B SL 86 B FA 91 F FA 94 F FA 94 X SL 86</div> <div>3-2</div> <div>E6</div> <div></div>								<div>B SL 81 B FA 94 C FA 94 C FA 93 S FA 94</div> <div>2-3</div> <div>K</div> <div></div>				4 0 0 0 0 3 1											
26 Wily Mo Peña, R OBP: 0.292, SLG: 0.419 (1, 7)					<div>S SL 90 B SL 87 S SL 86</div> <div>1-3</div> <div>K</div> <div></div>												<div>X FA 92</div> <div>0-0</div> <div>G5-3</div> <div></div>												<div>F SL 86 F SL 87 B SL 88 F SL 88 S SL 86</div> <div>1-3</div> <div>K</div> <div></div>								3 0 0 0 0 2 2											
10 Ronnie Belliard, R OBP: 0.323, SLG: 0.401 (1, 4)					<div>F FA 94 B SL 88 C SL 86 B FA 92 B SL 86 S SL 85</div> <div>3-3</div> <div>K</div> <div></div>												<div>B FA 93 F FA 92 B SL 88 S SL 88 B FA 92 F SL 86 X FA 94</div> <div>3-2</div> <div>F8</div> <div></div>																<div>C SL 86 C SL 85 F SL 84 B SL 88 B FA 91 F FA 91 X SL 87</div> <div>1-2</div> <div></div> 3B G5-3 1B				3 1 1 0 0 1 1											
Brian Schneider, L OBP: 0.318, SLG: 0.332 3 Jesus Flores, R OBP: 0.316, SLG: 0.386 (1, 2) (7, 2)					<div>B CH 84 B FA 92 B FA 92</div> <div>4-0</div> <div></div> 38 SH1-4 BB								<div>B SL 77 S CH 85 X FA 92</div> <div>1-1</div> <div>G4-3</div> <div></div>												<div>C FA 92 T FA 93 X FA 95</div> <div>0-2</div> <div>G5-3</div> <div></div>				<div>1-2</div> <div>G5-3</div> <div></div>				1 0 0 0 1 0 0 1 0 0 0 0 0 1															
38 Joel Hanrahan, R OBP: 0.273, SLG: 0.636 Micah Bowie, L OBP: 0.091, SLG: 0.091 D'Angelo Jimenez, S OBP: 0.309, SLG: 0.182 Mike Bacsik, L OBP: 0.143, SLG: 0.148 Ryan Church, L OBP: 0.340, SLG: 0.435 48 Ross Detwiler, R (1, 1) (4, 1) (6, PH) (6, 1) (8, PH) (8, 1)					<div>X FA 92</div> <div>0-0</div> <div>SH1-4</div> <div></div>																<div>B FA 93 C FA 91 B SL 86 S SL 84</div> <div>2-3</div> <div>K</div> <div></div>								<div>B FA 93 X FA 94</div> <div>1-0</div> <div></div> 2-H 2B				0 0 0 0 0 0 0 0 0 0 0 0 0 0 1 0 0 0 0 1 0 0 0 0 0 0 0 0 1 0 1 1 0 0 0 0 0 0 0 0 0 0															
Inning Stats	R: 0 E: 0 K: 2 S: 11	H: 0 LOB: 0 BB: 0 P: 17	R: 0 E: 0 K: 3 S: 11	H: 0 LOB: 1 BB: 1 P: 21	R: 0 E: 0 K: 0 S: 5	H: 0 LOB: 1 BB: 1 P: 10	R: 0 E: 0 K: 2 S: 9	H: 0 LOB: 0 BB: 0 P: 11	R: 0 E: 0 K: 0 S: 7	H: 0 LOB: 0 BB: 0 P: 11	R: 0 E: 1 K: 2 S: 14	H: 0 LOB: 1 BB: 0 P: 20	R: 1 E: 0 K: 1 S: 18	H: 2 LOB: 1 BB: 0 P: 25	R: 0 E: 0 K: 2 S: 9	H: 0 LOB: 0 BB: 0 P: 13	1B: 1 2B: 1 3B: 0 HR: 0	SF: 0 SAC: 1 DP: 0 HBP: 0	WP: 0 PB: 0 SB: 0 CS: 0	PA: 32																												
PITCHER	IP	WLS	BF	H	R	ER	SO	BB	IBB	HBP	BLK	WP	HR	S	P	ERA	WHIP																															
29 John Smoltz, R ERA: 3.02 (1, 1)	7.0	W	25	1	1	1	10	2	0	0	0	0	0	70	109	1.29	0.429																															
58 Peter Moylan, R ERA: 1.85 (8, 1)	1.0		4	1	0	0	1	0	0	0	0	0	0	13	19	0.00	1.000																															
39 Rafael Soriano, R ERA: 3.34 (9, 1)	1.0		3	0	0	0	2	0	0	0	0	0	0	9	13	0.00	0.000																															

Batter	1		2		3		4		5		6		7		8		9		AB	R	H	RBI	BB	SO	LOB	TOP				
<div>Nook Logan, S<div>OBP: 0.311, SLG: 0.353</div></div> <div>(1, 8)</div>	<div>C FA 91 B CH 80 S CH 81</div>	<div>1-3</div> <div></div> <div>①</div>			<div>X FA 89</div>	<div>0-0</div> <div></div> <div>1B</div>					<div>B FA 88 X FA 87</div>	<div>1-0</div> <div></div> <div>1B</div>	<div>C SI 92 F FA 93 S</div>	<div>0-3</div> <div></div> <div>②</div>			<div>F FA 96 F SL 89 B FA 89 F FA 95 B FA 95 S FA 94</div>	<div>2-3</div> <div></div> <div>③</div>	5	0	2	0	0	3	3	<div>Washington Nationals @ Atlanta Braves</div> <div>Turner Field, Atlanta, GA</div> <div>Sat Sep 08 2007, 7:05 PM EDT</div> <div>Att. 36,940 - Cloudy - 86 F</div>				
<div>Felipe Lopez, S<div>OBP: 0.306, SLG: 0.355</div></div> <div>(1, 6)</div>	<div>F FA 91 F FA 91 B CH 92 B CH 80 F FA 91 T FA 91</div>	<div>2-2</div> <div></div> <div>②</div>			<div>1 SAFE C FA 88 1 SAFE X CH 77</div>	<div>0-1</div> <div></div> <div>②</div> <div>③</div>					<div>1 SAFE X FA 88</div>	<div>0-0</div> <div></div> <div>1B</div>	<div>B FA 91 B FA 94 C FA 93 B FA 94 X FA 94</div>	<div>3-1</div> <div></div> <div>③</div>					4	0	1	0	0	1	3					
<div>11 Ryan Zimmerman, R<div>OBP: 0.325, SLG: 0.463</div></div> <div>(1, 5)</div>	<div>B FA 91 B FA 90 F FA 91 B FA 90 B CH 81</div>	<div>4-1</div> <div></div> <div>BB</div>							<div>S FA 88 B CH 78 B CH 77 C FA 88 C FA 87 F FA 89 X FA 89</div>	<div>2-2</div> <div></div> <div>①</div>		<div>B CH 77 B FA 89 C FA 88 B FA 87 C FA 88 C FA 88</div>	<div>3-3</div> <div></div> <div>②</div>			<div>B FA 93 B FA 94 B FA 94 B FA 93</div>	<div>4-0</div> <div></div> <div>BB</div>	2	0	0	0	2	1	2						
<div>21 Dmitri Young, S<div>OBP: 0.379, SLG: 0.501</div></div> <div>(1, 3)</div>	<div>B FA 89 F FA 89 F FA 89 X CH 79</div>	<div>1-2</div> <div></div> <div>③</div>							<div>F FA 89 B FA 90 B FA 89 C FA 89 F FA 89 B FA 89 X FA 90</div>	<div>3-2</div> <div></div> <div>②</div>		<div>X FA 90</div>	<div>0-0</div> <div></div> <div>③</div>			<div>C CH 86 F SL 81 C</div>	<div>0-3</div> <div></div> <div>①</div>	4	0	0	0	0	1	4						
<div>25 Austin Kearns, R<div>OBP: 0.349, SLG: 0.405</div></div> <div>(1, 9)</div>					<div>S FA 87 X FA 89</div>	<div>0-1</div> <div></div> <div>①</div>					<div>B CH 78 C CH 78 B FA 90 X CH 77</div>	<div>2-1</div> <div></div> <div>③</div>		<div>C FA 86 F FA 89 X FA 89</div>	<div>0-2</div> <div></div> <div>10 HR</div> <div>1B</div>	<div>B SL 81 C FA 95 C CH 86 F FA 95 X SL 83</div>	<div>1-2</div> <div></div> <div>②</div>	4	1	1	0	0	0	1						
<div>26 Willy Mo Peña, R<div>OBP: 0.292, SLG: 0.416</div></div> <div>(1, 7)</div>					<div>X FA 88</div>	<div>0-0</div> <div></div> <div>10 FC5-4</div> <div>1B</div>				<div>X CH 76</div>	<div>0-0</div> <div></div> <div>①</div>		<div>S CH 78 B CH 79 X CH 78</div>	<div>1-1</div> <div></div> <div>①</div>	<div>D SL 83 D SL 83 C FA 96 X SL 80</div>	<div>2-1</div> <div></div> <div>③</div>	4	0	1	0	0	0	2							
<div>10 Ronnie Belliard, R<div>OBP: 0.323, SLG: 0.407</div></div> <div>(1, 4)</div>										<div>X FA 87</div>	<div>0-0</div> <div></div> <div>②</div>		<div>C FA 89 B FA 88 F FA 89 F CH 78 X FA 89</div>	<div>1-2</div> <div></div> <div>HR</div>					<div>C FA 96 C FA 96 C FA 96 B SL 90 F SL 89 B FA 97 X</div>	<div>2-2</div> <div></div> <div>①</div>	4	1	1	2	0	0	1	livebaseballscorecards.com		
<div>3 Jesus Flores, R<div>OBP: 0.315, SLG: 0.389</div></div> <div>(1, 2)</div>					<div>1 SAFE F CH 77 F CH 78 F CH 78 B FA 90 F FA 89 X CH 78</div>	<div>1-2</div> <div></div> <div>③</div>					<div>C FA 89 X FA 90</div>	<div>0-1</div> <div></div> <div>③</div>		<div>F CH 79 X CH 78</div>	<div>0-1</div> <div></div> <div>1B</div> <div>2B</div>			<div>C FA 96 C FA 96 C FA 97</div>	<div>0-3</div> <div></div> <div>②</div>	4	0	1	0	0	1	1				
<div>47 Matt Chico, L<div>OBP: 0.190, SLG: 0.190</div></div> <div>(6, PH)</div> <div>30 Justin Maxwell, R</div> <div>Jonathan Albaladejo, R</div> <div>Tony Batista, R</div> <div>52 Saul Rivera, S</div> <div>Arnie Munoz, L</div> <div>Winston Abreu, R</div> <div>Ryan Langerhans, L<div>OBP: 0.260, SLG: 0.289</div></div> <div>(9, PH)</div>					<div>C FA 87 B FA 87 F FA 87 B FA 89 X FA 88</div>	<div>2-2</div> <div></div> <div>①</div>							<div>C FA 89 B FA 89 S CH 77 F CH 77 F FA 91 F CH 78 F CH 75 F FA 90 B CH 76</div>	<div>2-2</div> <div></div> <div>X CH 77</div> <div>1B</div>			<div>C FA 96 B FA 96 F FA 97 B FA 95 X FA 96</div>	<div>1-2</div> <div></div> <div>3B</div>	1	0	0	0	0	0	0	0	0	0	0	0
<div>Inning Stats</div>	<div>R: 0 E: 0 K: 2 S: 11</div>	<div>H: 0 LOB: 1 BB: 1 P: 19</div>	<div>R: 0 E: 0 K: 0 S: 12</div>	<div>H: 1 LOB: 1 BB: 0 P: 15</div>	<div>R: 0 E: 0 K: 0 S: 6</div>	<div>H: 1 LOB: 0 BB: 0 P: 8</div>	<div>R: 0 E: 0 K: 0 S: 10</div>	<div>H: 0 LOB: 0 BB: 0 P: 17</div>	<div>R: 0 E: 0 K: 0 S: 4</div>	<div>H: 0 LOB: 0 BB: 0 P: 4</div>	<div>R: 0 E: 0 K: 2 S: 9</div>	<div>H: 2 LOB: 2 BB: 0 P: 14</div>	<div>R: 2 E: 0 K: 1 S: 24</div>	<div>H: 4 LOB: 2 BB: 0 P: 31</div>	<div>R: 0 E: 0 K: 1 S: 9</div>	<div>H: 0 LOB: 1 BB: 1 P: 16</div>	<div>R: 0 E: 0 K: 2 S: 15</div>	<div>H: 1 LOB: 1 BB: 0 P: 20</div>	1B: 6 2B: 1 3B: 1 HR: 1	SF: 0 SAC: 0 DP: 1 HBP: 0	WP: 0 PB: 0 SB: 0 CS: 0	PA: 37								
<div>PITCHER</div>	<div>IP</div>	<div>WLS</div>	<div>BF</div>	<div>H</div>	<div>R</div>	<div>ER</div>	<div>SO</div>	<div>BB</div>	<div>IBB</div>	<div>HBP</div>	<div>BLK</div>	<div>WP</div>	<div>HR</div>	<div>S</div>	<div>P</div>	<div>ERA</div>	<div>WHIP</div>													
<div>36 Chuck James, L<div>ERA: 4.21</div></div>	<div>(1, 1)</div>	<div>6.1</div>	<div>W</div>	<div>27</div>	<div>8</div>	<div>2</div>	<div>2</div>	<div>4</div>	<div>1</div>	<div>0</div>	<div>0</div>	<div>0</div>	<div>1</div>	<div>71</div>	<div>100</div>	<div>2.84</div>	<div>1.421</div>													
<div>58 Peter Moylan, R<div>ERA: 1.83</div></div>	<div>(7, 1)</div>	<div>0.2</div>	<div>H</div>	<div>2</div>	<div>0</div>	<div>0</div>	<div>0</div>	<div>1</div>	<div>0</div>	<div>0</div>	<div>0</div>	<div>0</div>	<div>0</div>	<div>5</div>	<div>8</div>	<div>0.00</div>	<div>0.000</div>													
<div>46 Manny Acosta, R<div>ERA: 1.32</div></div>	<div>(8, 1)</div>	<div>1.0</div>	<div></div>	<div>4</div>	<div>0</div>	<div>0</div>	<div>0</div>	<div>1</div>	<div>1</div>	<div>0</div>	<div>0</div>	<div>0</div>	<div>0</div>	<div>9</div>	<div>16</div>	<div>0.00</div>	<div>1.000</div>													
<div>Tyler Yates, R<div>ERA: 4.7</div></div>	<div>(9, 1)</div>	<div>1.0</div>	<div></div>	<div>4</div>	<div>1</div>	<div>0</div>	<div>0</div>	<div>2</div>	<div>0</div>	<div>0</div>	<div>0</div>	<div>0</div>	<div>0</div>	<div>15</div>	<div>20</div>	<div>0.00</div>	<div>1.000</div>													

Batter		1				2				3				4				5				6				7				8				9				AB R H RBI BB SO LOB				BOTTOM			
<div>19 Yuliel Escobar, R<div>OBP: 0.380, SLG: 0.437</div></div>		<div>X CH 810-0<div>F8</div></div>				<div>B FA 852-3<div>K</div></div>												<div>B CH 761-2<div>FC5</div></div>								<div>C FA 874-2<div>1B</div></div>				<div>B FA 942-0<div>HR</div></div>								4 3 2 1 1 1 0				<div>Washington Nationals @ Atlanta Braves</div> <div>Turner Field, Atlanta, GA</div> <div>Sat Sep 08 2007, 7:05 PM EDT</div> <div>Att. 36,940 - Cloudy - 86 F</div>			
<div>Edgar Renteria, R<div>OBP: 0.393, SLG: 0.487</div></div> <div>2 Kelly Johnson, L<div>OBP: 0.384, SLG: 0.479</div></div>		<div>C FA 840-1<div>1B</div></div>								<div>F CH 821-1<div>F8</div></div>								<div>B SL 811-0<div>FC5</div></div>								<div>C SL 820-1<div>L9</div></div>				<div>B FA 942-0<div>F7</div></div>				4 1 2 0 0 0 1											
<div>10 Chipper Jones, S<div>OBP: 0.415, SLG: 0.593</div></div> <div>Chris Woodward, R<div>OBP: 0.248, SLG: 0.269</div></div>		<div>F FA 861-1<div>FC6</div></div>								<div>B CH 791-0<div>F8</div></div>								<div>B FA 871-0<div>E8</div></div>								<div>F FA 904-2<div>7B</div></div>				<div>B FA 872-2<div>F7</div></div>				4 2 0 0 1 0 3											
<div>Mark Teixeira, S<div>OBP: 0.398, SLG: 0.540</div></div>		<div>B CH 791-1<div>SF8</div></div>								<div>X FA 840-0<div>G4-3</div></div>								<div>F FA 863-2<div>FC5</div></div>								<div>X SL 900-0<div>FC1-2</div></div>								4 2 2 2 0 0 2											
<div>7 Jeff Francoeur, R<div>OBP: 0.337, SLG: 0.444</div></div>		<div>B SL 804-0<div>BB</div></div>												<div>F SS0-3<div>K</div></div>				<div>X CH 790-0<div>HR</div></div>								<div>B FA 884-0<div>16B</div></div>				<div>B SL 892-3<div>BB</div></div>				2 1 1 4 2 1 0											
<div>Andruw Jones, R<div>OBP: 0.315, SLG: 0.420</div></div>		<div>C FA 861-8<div>SF8</div></div>												<div>B CH 783-3<div>K</div></div>				<div>C FA 861-2<div>P3</div></div>								<div>X FC 900-0<div>FC1-2</div></div>								3 0 0 1 0 1 3				<div>livebaseballscorecards.com</div>							
<div>16 Brian McCann, L<div>OBP: 0.322, SLG: 0.468</div></div>		<div>C FA 851-2<div>F8</div></div>												<div>X0-0<div>1B</div></div>				<div>X FA 920-0<div>F7</div></div>				<div>X FA 930-0<div>G6-3</div></div>				<div>B SL 822-0<div>L6</div></div>								3 0 1 1 1 0 2											
<div>23 Matt Diaz, R<div>OBP: 0.375, SLG: 0.526</div></div>						<div>C FA 841-2<div>G5-3</div></div>								<div>S SL 802-3<div>K</div></div>								<div>X FA 930-0<div>G5-3</div></div>				<div>B SL 822-0<div>G4-3</div></div>								4 0 0 0 0 1 4				<div>Braves</div>							
<div>36 Chuck James, L<div>OBP: 0.163, SLG: 0.149</div></div> <div>58 Peter Moylan, R</div> <div>46 Manny Acosta, R</div> <div>Scott Thorman, L<div>OBP: 0.261, SLG: 0.394</div></div> <div>Tyler Yates, R</div>						<div>F FA 862-3<div>K</div></div>												<div>X FA 830-0<div>G3-1</div></div>												<div>F FA 943-2<div>G4-3</div></div>				3 0 0 0 0 1 0											
Inning Stats		R: 2H: 2E: 1LOB: 2K: 0BB: 1S: 11P: 17				R: 0H: 0E: 0LOB: 0K: 2BB: 0S: 13P: 18				R: 0H: 0E: 0LOB: 0K: 0BB: 0S: 4P: 6				R: 0H: 1E: 0LOB: 1K: 3BB: 0P: 17				R: 4H: 3E: 2LOB: 0K: 0BB: 0S: 14P: 21				R: 0H: 0E: 0LOB: 0K: 0BB: 0S: 4P: 4				R: 2H: 1E: 0LOB: 3K: 0BB: 4S: 14P: 32				R: 1H: 1E: 0LOB: 0K: 0BB: 0S: 8P: 17				1B: 6SF: 12B: 0SAC: 03B: 0DP: 0HR: 2HBP: 0								WP: 0PA: 39PB: 0SB: 0CS: 0			
PITCHER		IP WLS BF H R ER SO BB IBB HBP BLK WP HR S P ERA WHIP				IP WLS BF H R ER SO BB IBB HBP BLK WP HR S P ERA WHIP				IP WLS BF H R ER SO BB IBB HBP BLK WP HR S P ERA WHIP				IP WLS BF H R ER SO BB IBB HBP BLK WP HR S P ERA WHIP				IP WLS BF H R ER SO BB IBB HBP BLK WP HR S P ERA WHIP				IP WLS BF H R ER SO BB IBB HBP BLK WP HR S P ERA WHIP				IP WLS BF H R ER SO BB IBB HBP BLK WP HR S P ERA WHIP																			
<div>47 Matt Chico, L<div>ERA: 4.61</div></div>		(1, 1) 5.0 L 24 6 6 0 5 1 0 0 0 0 1 54 79 0.00 1.400				(6, 1) 1.0 3 0 0 0 0 0 0 0 0 0 4 4 0.00 0.000				(7, 1) 0.2 6 1 2 2 0 3 0 0 0 0 0 8 20 27.00 6.000				(7, 1) 0.1 2 0 0 0 0 1 0 0 0 0 0 6 12 0.00 3.000				(8, 1) 1.0 4 1 1 1 0 0 0 0 0 0 1 8 17 9.00 1.000																											

Washington Nationals @ Atlanta Braves
Turner Field, Atlanta, GA
Sun Sep 09 2007, 1:05 PM EDT
Att. 31,582 - Sunny - 86 F










































Batter	1			2			3			4			5			6			7			8			9			AB R H RBI BB SO LOB			BOTTOM			
<div>Willie Harris, L</div> <div>OBP: 0.364, SLG: 0.415</div> <div>(1, 7)</div>	<div><div>B FA 89 C FA 89 B FA 90 B CH 84 C FA 90 X FA 89</div><div>3-2</div><div></div><div>2B</div></div>			<div><div>B FA 89 B FA 89 C FA 88 F FA 89 C CU 77</div><div>2-3</div><div></div></div>			<div><div>C CH 85 S CU 77 B FA 91 B FA 90 S CH 78</div><div>2-3</div><div></div></div>			<div><div>F FA 90 F FA 91 C FA 92</div><div>0-3</div><div></div></div>			<div><div>C FA 89 B SL 80 B FA 89 F FA 89 X FA 90</div><div>2-2</div><div></div></div>	5	1	1	0	0	3	2	<div>Washington Nationals @ Atlanta Braves</div> <div>Turner Field, Atlanta, GA</div> <div>Sun Sep 09 2007, 1:05 PM EDT</div> <div>Att. 31,582 - Sunny - 86 F</div>													
<div>Edgar Renteria, R</div> <div>OBP: 0.391, SLG: 0.484</div> <div>(1, 6)</div>	<div><div>B FA 90 F SL 85 B FA 90 F FA 90 B FA 90 X FA 91</div><div>3-2</div><div></div></div>			<div><div>F SL 86 F FA 90 X FA 92</div><div>0-2</div><div></div></div>			<div><div>B FA 91 X FA 90</div><div>1-0</div><div></div></div>			<div><div>B FA 91 B FA 86 B FA 89 B FA 90</div><div>4-0</div><div></div></div>	3	0	0	0	1	0	1																	
<div>10 Chipper Jones, S</div> <div>OBP: 0.416, SLG: 0.598</div> <div>(1, 5)</div>	<div><div>B CU 78 C FA 90 B FA 89 X CH 84</div><div>2-1</div><div></div><div>HR</div></div>			<div><div>B CH 85 B FA 90 B FA 91 C FA 90 F FA 90 B CU 76</div><div>4-2</div><div></div><div>2B BB</div></div>			<div><div>F FA 90 S CU 77 X FA 90</div><div>2-2</div><div></div></div>			<div><div>C CU 74 B CU 74 X FA 88</div><div>1-1</div><div></div></div>	3	2	1	2	1	0	3																	
<div>Mark Teixeira, S</div> <div>OBP: 0.398, SLG: 0.549</div> <div>(1, 3)</div>	<div><div>B FA 90 C FA 91 X FA 91</div><div>1-1</div><div></div></div>			<div><div>C FA 90 B FA 90 F SL 85 X FA 90</div><div>1-2</div><div></div><div>2B BB</div></div>			<div><div>B CU 77 C CH 86 C CU 78 S SL 79</div><div>1-3</div><div></div></div>			<div><div>C SL 81 F FA 91 B CU 74 B FA 90 X SL 82</div><div>2-2</div><div></div><div>HR</div></div>	4	1	2	2	0	1	0																	
<div>16 Brian McCann, L</div> <div>OBP: 0.321, SLG: 0.468</div> <div>(1, 2)</div>	<div><div>C FA 90 C CU 77 B FA 91 S CU 78</div><div>1-3</div><div></div></div>			<div><div>C CU 76 X FA 89</div><div>0-1</div><div></div></div>			<div><div>X FA 91</div><div>0-0</div><div></div><div>2B BB</div></div>			<div><div>B FA 92 C FA 91 X FA 90</div><div>1-1</div><div></div></div>	4	0	1	0	0	1	1																	
<div>7 Jeff Francoeur, R</div> <div>OBP: 0.337, SLG: 0.443</div> <div>(1, 9)</div>			<div><div>B FA 90 X FA 90</div><div>1-0</div><div></div></div>			<div><div>B FA 91 F FA 90 B CH 85 B FA 91 F SL 87 X FA 91</div><div>3-2</div><div></div></div>			<div><div>B FA 91 X FA 88</div><div>0-1</div><div></div></div>			<div><div>B SL 85 F FA 92 X FA 92</div><div>1-1</div><div></div><div>1B BB</div></div>	4	0	1	0	0	0	1															
<div>Andruw Jones, R</div> <div>OBP: 0.314, SLG: 0.419</div> <div>(1, 8)</div>			<div><div>X CH 87</div><div>0-0</div><div></div></div>			<div><div>X SL 88</div><div>0-0</div><div></div></div>			<div><div>B FA 91 F SL 85 S SL 85 X SL 86</div><div>1-2</div><div></div><div>1B BB</div></div>			<div><div>X SL 82</div><div>0-0</div><div></div></div>	4	0	1	0	0	0	1															
<div>2 Kelly Johnson, L</div> <div>OBP: 0.385, SLG: 0.478</div> <div>(1, 4)</div>			<div><div>B FA 89 B FA 89 C FA 88 B FA 89</div><div>4-1</div><div></div><div>BB</div></div>			<div><div>F FA 91 B CU 77 B FA 90 F FA 90 S CU 78</div><div>2-3</div><div></div></div>			<div><div>B FA 92 S CH 82 C CH 82 B SL 86 F FA 91 X CH 84</div><div>2-2</div><div></div><div>1B BB</div></div>			<div><div>C FA 87 C SL 78 B CH 77 B FA 90 S FA 89</div><div>2-3</div><div></div></div>	3	0	1	0	1	2	0															
<div>Lance Cormier, R</div> <div>58 Peter Moylan, R</div> <div>Pete Orr, L</div> <div>Ron Mahay, L</div> <div>Jose Ascanio, R</div> <div>Royce Ring, L</div> <div>23 Matt Diaz, R</div> <div>OBP: 0.373, SLG: 0.524</div> <div>(1, 1) (7, 1) (7, PH) (8, 1) (8, 1) (9, 1) (9, PH)</div>			<div><div>C FA 89 C SL 84 S CH 78</div><div>0-3</div><div></div></div>			<div><div>C FA 88 X SL 86</div><div>0-1</div><div></div></div>			<div><div>X FA 91</div><div>0-0</div><div></div></div>			<div><div>B FA 90 C FA 90 F SL 81 B FA 90 S SL 80</div><div>2-3</div><div></div></div>	2	0	0	0	0	1	1															
Inning Stats	R: 2 E: 0 K: 1 S: 13	H: 2 LOB: 0 BB: 23	R: 0 E: 0 K: 1 S: 6	H: 0 LOB: 1 BB: 11	R: 1 E: 0 K: 1 S: 13	H: 1 LOB: 1 BB: 20	R: 0 E: 0 K: 1 S: 7	H: 0 LOB: 0 BB: 12	R: 0 E: 0 K: 1 S: 9	H: 1 LOB: 1 BB: 0 P: 12	R: 0 E: 0 K: 1 S: 13	H: 2 LOB: 3 BB: 21	R: 1 E: 0 K: 0 S: 8	H: 2 LOB: 0 BB: 12	R: 0 E: 0 K: 2 S: 9	H: 0 LOB: 0 BB: 15	1B: 3 2B: 3 3B: 0 HR: 2	SF: 0 SAC: 1 DP: 1 HBP: 0	WP: 0 PB: 0 SB: 0 CS: 0	PA: 37														
PITCHER	IP WLS BF H R ER SO BB IBB HBP BLK WP HR S P ERA WHIP	IP WLS BF H R ER SO BB IBB HBP BLK WP HR S P ERA WHIP																																
<div>57 Jason Bergmann, R</div> <div>ERA: 4.31</div> <div>(1, 1)</div>	6.0	W	24	4	3	3	6	2	0	0	0	0	0	1	54	87	4.50	1.000																
<div>Luis Ayala, R</div> <div>ERA: 3.03</div> <div>(7, 1)</div>	0.2	H	5	2	0	0	1	1	0	0	0	0	0	0	11	18	0.00	4.500																
<div>Arnie Munoz, L</div> <div>ERA:</div> <div>(7, 1)</div>	0.1	H	1	0	0	0	0	0	0	0	0	0	0	0	2	3	0.00	0.000																
<div>Jon Rauch, R</div> <div>ERA: 3.89</div> <div>(8, 1)</div>	1.0	H	4	2	1	1	0	0	0	0	0	0	1	8	12	9.00	2.000																	
<div>32 Chad Cordero, R</div> <div>ERA: 3.04</div> <div>(9, 1)</div>	1.0	S	3	0	0	0	2	0	0	0	0	0	0	9	15	0.00	0.000																	

Batter	1	2	3	4	5	6	7	8	9	AB R H RBI BB SO LOB	BOTTOM											
2 Hanley Ramirez, R OBP: 0.384, SLG: 0.561 (1, 6)	1-1 6 L9-3 1B			1-3 K	0-1 G5-4-3			3-2 F8		4 0 1 0 0 1 1	Washington Nationals @ Florida Marlins Dolphin Stadium, Miami, FL Mon Sep 10 2007, 7:05 PM EDT Att. 12,345 - Partly Cloudy - 85 F											
6 Dan Uggla, R OBP: 0.319, SLG: 0.481 (1, 4)	3-2 L9-3 1-1			3-2 HR		2-1 G2-3		2-3 K		4 1 1 1 0 1 1												
27 Jeremy Hermida, L OBP: 0.364, SLG: 0.493 (1, 9)	1-2 L9			2-2 1B 1B		0-0 L7		0-3 K		4 0 1 0 0 1 0												
Miguel Cabrera, R OBP: 0.393, SLG: 0.565 (1, 5)		1-2 G1-3		2-2 1B		0-2 P6		1-3 K		4 0 1 0 0 1 0												
14 Josh Willingham, R OBP: 0.370, SLG: 0.475 (1, 7)		0-2 G5-3		2-3 K		3-0 HR HBP		3-1 P3		3 1 0 0 0 1 2												
Mike Jacobs, L OBP: 0.319, SLG: 0.458 (1, 3)		0-0 F7		0-0 F7		0-1 HR		1-2 F7		4 1 1 2 0 0 2												
12 Cody Ross, R OBP: 0.414, SLG: 0.652 (1, 8)			2-2 P3		0-0 G4-3 E 1B		0-1 1B			3 1 2 0 0 0 0	AB 32 R 4 H 8 RBI 3 BB 0 SO 8 LOB 7											
Miguel Olivo, R OBP: 0.257, SLG: 0.400 (1, 2)			1-3 K		1-0 G4-3		2-1 G5-3			3 0 0 0 0 1 1												
Scott Olsen, L OBP: 0.204, SLG: 0.250 Todd Linden, S OBP: 0.308, SLG: 0.288 68 Harvey Garcia, R OBP: 0.280, SLG: 0.348 29 Ross Wolf, R OBP: 0.250, SLG: 0.348 Reggie Abercrombie, R OBP: 0.250, SLG: 0.348 57 Taylor Tankersley, L OBP: 0.250, SLG: 0.348 48 Lee Gardner, R OBP: 0.250, SLG: 0.348 (1, 1) (5, PH) (6, 1) (7, 1) (7, PH) (8, 1) (8, 1)			2-3 K		1-0 E6 G5-4-3 1B		0-3 K			1 0 0 0 0 1 0 1 0 1 0 0 0 0 0 0 0 0 0 0 0 0 0 0 0 0 0 0 1 0 0 0 0 1 0 0 0 0 0 0 0 0 0 0 0 0 0 0 0												
Inning Stats	R: 0 E: 0 K: 0 S: 8	H: 1 LOB: 0 BB: 0 P: 13	R: 0 E: 0 K: 0 S: 7	H: 0 LOB: 0 BB: 0 P: 8	R: 0 E: 0 K: 2 S: 10	H: 0 LOB: 0 BB: 0 P: 15	R: 1 E: 0 K: 2 S: 20	H: 3 LOB: 2 BB: 0 P: 30	R: 1 E: 1 K: 0 S: 5	H: 2 LOB: 0 BB: 0 P: 7	R: 0 E: 0 K: 0 S: 6	H: 0 LOB: 0 BB: 0 P: 8	R: 2 E: 0 K: 1 S: 9	H: 2 LOB: 0 BB: 0 P: 14	R: 0 E: 0 K: 2 S: 11	H: 0 LOB: 0 BB: 0 P: 16	R: 0 E: 0 K: 1 S: 10	H: 0 LOB: 0 BB: 0 P: 15	1B: 6 2B: 1 3B: 0 HR: 2	SF: 0 SAC: 0 DP: 2 HBP: 1	WP: 0 PB: 0 SB: 0 CS: 0	PA: 33
PITCHER	IP WLS BF H R ER SO BB IBB HBP BLK WP HR S P ERA WHIP																					
41 Shawn Hill, R ERA: 2.87 (1, 1)	6.0 W 22 6 2 1 4 0 0 0 0 0 1 56 81 1.50 1.000																					
Jesus Colome, R ERA: 3.23 (7, 1)	0.1 H 3 2 2 2 0 0 0 0 0 0 1 4 7 54.00 6.000																					
Jonathan Albaladejo, R ERA: (7, 1)	0.2 H 2 0 0 0 0 1 0 0 0 0 0 5 7 0.00 0.000																					
Jon Rauch, R ERA: 3.84 (8, 1)	1.0 H 3 0 0 0 2 0 0 0 0 0 0 11 16 0.00 0.000																					
32 Chad Cordero, R ERA: 3.0 (9, 1)	1.0 S 3 0 0 0 1 0 0 0 0 0 0 10 15 0.00 0.000																					

Batter	1												2												3												4												5												6												7												8												9												AB R H RBI BB SO LOB												TOP																																																																																																																																																																																																																																																																																																																							
Nook Logan, S OBP: 0.313, SLG: 0.348 (1, 8)	<div>0-0 B5-3</div>																								<div>1-3 K</div>												<div>3-2 CS 1B</div>																								<div>1-1 G6-4-3 1-2f</div>																								<div>0-3 K</div>																								5 0 1 0 0 2 1												<div>Washington Nationals @ Florida Marlins</div> <div>Dolphin Stadium, Miami, FL</div> <div>Tue Sep 11 2007, 7:05 PM EDT</div> <div>Att: 11,078 - Clear - 86 F</div>																																																																																																																																																																																																																																																																																																																							
Felipe Lopez, S OBP: 0.307, SLG: 0.353 (1, 6)	<div>2-3 K</div>																								<div>1-0 11 1B</div>												<div>2-2 G6-3 1-2</div>																																				<div>3-1 G1-3</div>																								5 0 1 0 0 2 1																																																																																																																																																																																																																																																																																																																																															
11 Ryan Zimmerman, R OBP: 0.327, SLG: 0.467 (1, 5)	<div>3-2 F8</div>																								<div>0-1 1-2 1B</div>												<div>2-0 G5-3</div>																																				<div>1-2 21 2B 1B</div>																								5 1 3 0 0 0 0																																																																																																																																																																																																																																																																																																																																															
21 Dmitri Young, S OBP: 0.385, SLG: 0.503 (1, 3)													<div>0-0 G6-3</div>												<div>1-2 K</div>																								<div>4-1 BB</div>																								<div>2-2 1-H 2B</div>																								<div>0-3 K</div>												4 0 1 1 1 2 3																																																																																																																																																																																																																																																																																																																																			
25 Austin Kearns, R OBP: 0.351, SLG: 0.409 (1, 9)													<div>0-1 26 1B 2B</div>																								<div>0-1 26 1B 2B</div>												<div>3-1 F8</div>																								<div>1-2 10 FC4 HBP</div>																								<div>4-0 26 FC6-4 BB</div>												3 2 2 0 1 0 1																																																																																																																																																																																																																																																																																																																																			
26 Willy Mo Peña, R OBP: 0.302, SLG: 0.442 (1, 7)													<div>2-1 10 S 10 SF9 1B 2-H</div>																								<div>1-1 10 2B 30 HR 1B 2-H</div>												<div>0-3 K</div>																								<div>0-3 K</div>																								<div>1-2 FC6-4 1-2f</div>												5 2 2 2 0 2 5																																																																																																																																																																																																																																																																																																																																			
10 Ronnie Belliard, R OBP: 0.326, SLG: 0.412 (1, 4)													<div>2-1 SF9 2-H</div>																								<div>0-0 30 HR 2B</div>												<div>0-2 P3</div>																								<div>0-2 FC4 1-2f</div>																																				3 1 1 1 0 0 3																																																																																																																																																																																																																																																																																																																																			
Brian Schneider, L OBP: 0.320, SLG: 0.332 (1, 2)													<div>1-2 F7</div>																								<div>4-0 30 HR BB</div>																								<div>2-1 G6-4-3 1B</div>																								<div>2-2 F8</div>																								3 1 1 0 1 0 0																																																																																																																																																																																																																																																																																																																																			
Mike Bacsik, L Winston Almaraz, R 30 Justin Maxwell, R Micah Bowie, L 62 Saul Rivera, S Ryan Langerhans, L 49 Chris Schroeder, R Jonathan Albaladejo, R Ryan Church, L Luis Ayala, R																									<div>1-3 K</div>												<div>0-2 1-H 2-H 3-H HR</div>																								<div>2-3 SAFE K</div>																								<div>1-1 G3</div>																								<div>1 0 0 0 0 0 1 0 0 0 0 0 0 0 0 0 1 1 1 1 4 0 0 0 0 0 0 0 0 0 0 0 0 0 0 0 0 0 0 0 1 0 0 0 0 0 1 1 0 0 0 0 0 0 0 0 0 0 0 0 0 0 0 0 1 0 0 0 0 0 0 0 0 0 0 0 0 0 0 0</div>																																																																																																																																																																																																																																																																																																																																			
Inning Stats	R: 0 E: 0 K: 1 S: 7												H: 0 LOB: 0 BB: 0 P: 12												R: 2 E: 0 K: 0 S: 10												H: 2 LOB: 0 BB: 0 P: 15												R: 0 E: 0 K: 3 S: 12												H: 2 LOB: 2 BB: 0 P: 16												R: 5 E: 0 K: 0 S: 16												H: 5 LOB: 0 BB: 1 P: 27												R: 0 E: 0 K: 1 S: 9												H: 0 LOB: 1 BB: 1 P: 16												R: 0 E: 0 K: 1 S: 7												H: 1 LOB: 0 BB: 0 P: 12												R: 1 E: 0 K: 1 S: 18												H: 2 LOB: 2 BB: 0 P: 25												R: 0 E: 0 K: 1 S: 8												H: 0 LOB: 0 BB: 0 P: 11												R: 0 E: 0 K: 2 S: 13												H: 1 LOB: 2 BB: 1 P: 19												1B: 8 2B: 4 3B: 0 HR: 1												SF: 1 SAC: 0 DP: 1 HBP: 1												WP: 0 PB: 0 SB: 1 CS: 1												PA: 42																																																																																																																																																																																			
PITCHER Chris Seddon, L 38 Daniel Barone, R 19 Logan Kensinger, R 22 Matt Lindstrom, R 32 Justin Miller, R	(1, 1)												3.0												WLS												BF												H												R												ER												SO												BB												IBB												HBP												BLK												WP												HR												S												P												ERA												WHIP												(9, 1)												1.0												WLS												BF												H												R												ER												SO												BB												IBB												HBP												BLK												WP												HR												S												P												ERA												WHIP											

Batter	1	2	3	4	5	6	7	8	9	10	11	12	13	AB R H RBI BB SO LOB	BOTTOM														
<div>Felipe Lopez, S<div>(1, 6)</div><div>OBP: 0.305, SLG: 0.348</div></div>	<div>0-1<div>①</div><div>G6-3</div></div>		<div>0-0<div>①</div><div>G4-3</div></div>	<div>4-2<div>③</div><div>BB</div></div>		<div>0-3<div>③</div><div>K</div></div>		<div>1-1<div>③</div><div>G5-3</div></div>		<div>1 SAFE 2-1<div>②</div><div>G1-3</div></div>		<div>2-2<div>③</div><div>G4-3</div></div>		6 0 0 0 1 1 3	<div>Atlanta Braves @ Washington Nationals</div> <div>Robert F. Kennedy Memorial Stadium, Washington, DC</div> <div>Fri Sep 14 2007, 7:05 PM EDT</div> <div>Att. 18,568 - Rain - 74 F</div> <div>livebaseballscorecards.com</div> <table><tr><td>AB</td><td>52</td></tr><tr><td>R</td><td>5</td></tr><tr><td>H</td><td>12</td></tr><tr><td>RBI</td><td>5</td></tr><tr><td>BB</td><td>7</td></tr><tr><td>SO</td><td>10</td></tr><tr><td>LOB</td><td>31</td></tr></table> <div><div>WASHINGTON</div><div>NATIONALS</div></div>	AB	52	R	5	H	12	RBI	5	BB	7	SO	10	LOB	31
AB	52																												
R	5																												
H	12																												
RBI	5																												
BB	7																												
SO	10																												
LOB	31																												
<div>10 Ronnie Belliard, R<div>(1, 4)</div><div>OBP: 0.329, SLG: 0.421</div></div>	<div>2-2<div>HR</div></div>		<div>3-2<div>11 2B</div><div>1B</div></div>	<div>2-0<div>③</div><div>L5</div></div>			<div>0-1<div>11 HR</div><div>1B</div></div>		<div>0-1<div>25 BB</div><div>2B</div></div>	<div>0-1<div>③</div><div>P4</div></div>			<div>1-1<div>③</div><div>E4</div></div>	7 3 4 1 0 0 3															
<div>11 Ryan Zimmerman, R<div>(1, 5)</div><div>OBP: 0.326, SLG: 0.468</div></div>	<div>1-2<div>②</div><div>F9</div></div>		<div>3-2<div>SAFE</div><div>1-H</div><div>2B</div></div>		<div>3-2<div>①</div><div>G5-3</div></div>		<div>1 SAFE 0-0<div>1-H</div><div>HR</div></div>		<div>1-3<div>①</div><div>K</div></div>		<div>4-1<div>25 WP</div><div>BB</div></div>		<div>2-2<div>①</div><div>L4</div></div>	6 1 2 3 1 1 2															
<div>21 Dmitri Young, S<div>(1, 3)</div><div>OBP: 0.381, SLG: 0.498</div></div> <div>Jon Rauch, R<div>(8, 1)</div></div> <div>32 Chad Cordero, R<div>(9, 1)</div></div> <div>Ryan Church, L<div>(9, PH)</div><div>(10, 7)</div></div>	<div>1-3<div>③</div><div>K</div></div>		<div>1-3<div>②</div><div>K</div></div>		<div>0-0<div>②</div><div>P5</div></div>		<div>2-1<div>①</div><div>G4-3</div></div>		<div>4-0<div>25 BB</div><div>IBB</div></div>		<div>0-0<div>①</div><div>L9</div></div>		<div>0-3<div>②</div><div>K</div></div>	4 0 0 0 0 2 1 0 0 0 0 0 0 0 0 0 0 0 0 0 0 2 0 0 0 1 1 2															
<div>25 Austin Kearns, R<div>(1, 9)</div><div>OBP: 0.349, SLG: 0.404</div></div>		<div>3-2<div>①</div><div>F7</div></div>	<div>0-2<div>③</div><div>F9</div></div>		<div>2-3<div>③</div><div>K</div></div>		<div>3-3<div>②</div><div>K</div></div>		<div>4-1<div>1-2 2-3</div><div>BB</div></div>		<div>1 SAFE 4-2<div>SAFE</div><div>1-2</div><div>G4-3</div><div>BB</div></div>		<div>3-2<div>③</div><div>G4-3</div></div>	5 0 0 0 2 2 2															
<div>26 Willy Mo Peña, R<div>(1, 7)</div><div>OBP: 0.306, SLG: 0.495</div></div> <div>Ryan Langerhans, L<div>(9, 7)</div><div>OBP: 0.266, SLG: 0.221</div></div> <div>Tony Batista, R<div>(9, PH)</div><div>52 Saul Rivera, S<div>(10, 1)</div></div><div>Brian Schneider, L<div>(11, PH)</div><div>OBP: 0.319, SLG: 0.331</div></div><div>Jonathan Albaladejo, R<div>(12, 1)</div></div><div>Jesus Colome, R<div>(13, 1)</div></div></div>		<div>2-2<div>3 1B</div><div>1B</div></div>		<div>0-1<div>30 1B</div><div>47 G4-3</div><div>2B</div></div>		<div>1-0<div>①</div><div>F9</div></div>	<div>1-1<div>3 S</div><div>1B</div></div>		<div>0-3<div>②</div><div>K</div></div>		<div>0-2<div>②</div><div>G4-3</div></div>			4 1 3 0 0 0 0 0 0 0 0 0 0 0 1 0 0 0 0 0 1 3 0 0 0 0 0 0 0 0 1 0 0 0 0 0 0 2 0 0 0 0 0 0 0 0 0 0 0 0 0 0 0 0															
<div>3 Jesus Flores, R<div>(1, 2)</div><div>OBP: 0.320, SLG: 0.387</div></div>		<div>1-2<div>1-2</div><div>1B</div></div>		<div>1-2<div>①</div><div>G5-3</div></div>		<div>2-2<div>③</div><div>F8</div></div>		<div>2-3<div>②</div><div>K</div></div>		<div>2-2<div>③</div><div>L8</div></div>		<div>1-1<div>③</div><div>L8</div></div>		6 0 2 0 0 0 7															
<div>30 Justin Maxwell, R<div>(1, 8)</div><div>OBP: 0.333, SLG: 0.833</div></div> <div>Nook Logan, S<div>(8, 8)</div></div>		<div>0-0<div>②</div><div>F3</div></div>		<div>0-1<div>47 G4-3</div><div>1B</div></div>				<div>0-2<div>①</div><div>G1-3</div></div>		<div>2-2<div>①</div><div>G1-3</div></div>		<div>3-2<div>①</div><div>L6</div></div>		3 0 1 0 0 1 3 3 0 0 0 0 0 0															
<div>47 Matt Chico, L<div>(1, 1)</div><div>OBP: 0.143, SLG: 0.143</div></div> <div>D'Angelo Jimenez, S<div>(6, PH)</div><div>ERA: 4.3</div></div> <div>49 Chris Schroder, R<div>(7, 1)</div></div> <div>Arnie Munoz, L<div>(7, 1)</div></div> <div>Robert Fick, L<div>(8, 3)</div><div>OBP: 0.298, SLG: 0.281</div></div>		<div>2-2<div>③</div><div>F7</div></div>		<div>1-2<div>②</div><div>G4-3</div></div>		<div>4-1<div>BB</div></div>		<div>2-3<div>②</div><div>K</div></div>		<div>4-2<div>G1-3</div><div>BB</div></div>		<div>0-0<div>②</div><div>L3</div></div>		2 0 0 1 0 0 3 0 0 0 0 1 0 0 0 0 0 0 0 0 0 0 0 0 0 0 0 0 2 0 0 0 1 1 0															
<div>Inning Stats</div>	<div>R: 1 E: 0 K: 1 S: 15</div>	<div>H: 1 LOB: 0 BB: 0 P: 19</div>	<div>R: 0 E: 0 K: 0 S: 18</div>	<div>H: 2 LOB: 2 BB: 0 P: 26</div>	<div>R: 1 E: 0 K: 1 S: 15</div>	<div>H: 2 LOB: 1 BB: 0 P: 22</div>	<div>R: 1 E: 0 K: 0 S: 16</div>	<div>H: 2 LOB: 2 BB: 1 P: 23</div>	<div>R: 0 E: 0 K: 1 S: 8</div>	<div>H: 0 LOB: 0 BB: 0 P: 13</div>	<div>R: 2 E: 0 K: 1 S: 13</div>	<div>H: 3 LOB: 1 BB: 0 P: 22</div>	<div>R: 0 E: 0 K: 1 S: 9</div>	<div>H: 0 LOB: 0 BB: 0 P: 12</div>	<div>R: 0 E: 0 K: 2 S: 15</div>	<div>H: 1 LOB: 3 BB: 2 P: 26</div>	<div>R: 0 E: 0 K: 0 S: 9</div>	<div>H: 0 LOB: 1 BB: 1 P: 17</div>	<div>R: 0 E: 0 K: 0 S: 9</div>	<div>H: 0 LOB: 2 BB: 2 P: 18</div>	<div>R: 0 E: 0 K: 0 S: 10</div>	<div>H: 0 LOB: 0 BB: 0 P: 15</div>	<div>R: 0 E: 1 K: 1 S: 11</div>	<div>H: 0 LOB: 1 BB: 0 P: 17</div>	<div>1B: 6 2B: 4 3B: 0 HR: 2</div>	<div>SF: 0 SAC: 0 DP: 0 HBP: 0</div>	<div>WP: 1 PB: 0 SB: 1 CS: 0</div>	<div>PA: 59</div>	
<div>PITCHER</div>	<div>IP WLS BF H R ER SO BB IBB HBP BLK WP HR S P ERA WHIP</div>	<div>36 Chuck James, L<div>(1, 1)</div><div>ERA: 4.3</div></div>	<div>3.0 15 6 3 3 2 0 0 0 0 0 0 1 50 69 9.00 2.000</div>	<div>Oscar Villarreal, R<div>(4, 1)</div><div>ERA: 4.3</div></div>	<div>2.1 10 2 0 0 1 1 0 0 0 0 0 0 26 41 0.00 1.286</div>	<div>58 Peter Moylan, R<div>(6, 1)</div><div>ERA: 1.87</div></div>	<div>0.2 3 0 0 0 2 1 0 0 0 0 0 0 7 13 0.00 1.500</div>	<div>Tyler Yates, R<div>(7, 1)</div><div>ERA: 4.97</div></div>	<div>1.0 6 3 2 2 1 0 0 0 0 0 0 1 13 22 18.00 3.000</div>	<div>39 Rafael Soriano, R<div>(8, 1)</div><div>ERA: 3.18</div></div>	<div>2.0 9 1 0 0 3 1 1 0 0 0 0 0 24 38 0.00 1.000</div>	<div>PITCHER</div>	<div>IP WLS BF H R ER SO BB IBB HBP BLK WP HR S P ERA WHIP</div>	<div>46 Manny Acosta, R<div>(10, 1)</div><div>ERA: 1.62</div></div>	<div>1.0 4 0 0 0 0 1 0 0 0 0 0 0 9 17 0.00 1.000</div>	<div>Ron Mahay, L<div>(11, 1)</div><div>ERA: 2.54</div></div>	<div>1.0 5 0 0 0 0 2 0 0 0 1 0 9 18 0.00 2.000</div>	<div>Jose Ascanio, R<div>(12, 1)</div><div>ERA: 3.77</div></div>	<div>2.0 W 7 0 0 0 1 0 0 0 0 0 0 21 32 0.00 0.000</div>										

Batter		1	2	3	4	5	6	7	8	9	AB R H RBI BB SO LOB	BOTTOM						
Nook Logan, S OBP: 0.307, SLG: 0.341	(1, 8) C X	0-1 E4 HR	1-0 G1-4-3		1-1 G6-3 1-2f			2-3 K			4 1 0 0 0 1 2	<div>Atlanta Braves @ Washington Nationals</div> <div>Robert F. Kennedy Memorial Stadium, Washington, DC</div> <div>Sat Sep 15 2007, 7:05 PM EDT</div> <div>Att. 26,866 - Clear - 66 F</div>						
D'Angelo Jimenez, S OBP: 0.358, SLG: 0.299	(1, 6) B 1 SAFE	2-1 HR		1-1 E9 HR			1-2 CS 1B		3-2 F9		3 2 3 2 0 0 0 1 0 0 0 0 0 0							
Felipe Lopez, S OBP: 0.304, SLG: 0.348	(8, 6) C 1 SAFE X																	
11 Ryan Zimmerman, R	(1, 5) O B C O L U F I T X	2-2 G4-3		4-1 HR BB		1 SAFE 3-3 K 1-2			0-2 25 2B 2B		3 2 1 0 1 1 1							
21 Dmitri Young, S OBP: 0.382, SLG: 0.498	(1, 3) B C O B B	4-2 25 BB		3-2 SAFE HR 1-H 3-H		1-2 K			0-3 K		0 0 0 0 1 0 0 3 1 1 3 0 2 1							
Robert Fick, L OBP: 0.299, SLG: 0.301	(4, 3)																	
25 Austin Kearns, R OBP: 0.350, SLG: 0.406	(1, 9) D B C O B B	4-2 26 G1-4-3 BB		1-1 F8			1-1 G4-3		1-1 10 1B 2B		3 1 1 1 1 0 0							
26 Willy Mo Peña, R OBP: 0.309, SLG: 0.459	(1, 7) X	0-0 G1-4-3 1-2f		1-3 K			1-0 G6-3		4-0 10 1B IBB		3 0 0 0 1 1 2 0 0 0 0 0 0 0							
32 Chad Cordero, R	(9, 1)																	
10 Ronnie Belliard, R OBP: 0.328, SLG: 0.420	(1, 4)		1-0 G6-3	2-2 P3			2-2 G4-3		1-1 1-3 2-H 1B		4 0 1 1 0 0 0							
Brian Schneider, L OBP: 0.321, SLG: 0.331	(1, 2) C B C O B B F I T X	4-2 57 SH1-4 BB			1-1 G6-3 1B			0-1 F9	0-0 G1-3		3 0 1 0 1 0 2							
57 Jason Bergmann, R OBP: 0.125, SLG: 0.097	(1, 1)																	
Arnie Munoz, L	(7, 1)																	
Tony Batista, R OBP: 0.361, SLG: 0.337	(7, PH)		0-0 SH1-4		1-0 B5			0-2 G5-3			1 0 0 0 0 0 1 0 0 0 0 0 0 0 1 0							
Jon Rauch, R	(8, 1)																	
Ryan Langerhans, L OBP: 0.268, SLG: 0.291	(9, 7)																	
Inning Stats		R: 2 E: 1 K: 0 S: 14	H: 1 LOB: 1 BB: 2 P: 26	R: 0 E: 0 K: 0 S: 9	H: 0 LOB: 1 BB: 1 P: 15	R: 3 E: 1 K: 1 S: 18	H: 2 LOB: 0 BB: 1 P: 30	R: 0 E: 0 K: 2 S: 5	H: 1 LOB: 0 BB: 0 P: 8	R: 0 E: 0 K: 1 S: 10	H: 1 LOB: 0 BB: 0 P: 15	R: 0 E: 0 K: 1 S: 6	H: 0 LOB: 0 BB: 0 P: 10	R: 0 E: 0 K: 1 S: 8	H: 0 LOB: 0 BB: 0 P: 10	R: 2 E: 0 K: 1 S: 15	H: 3 LOB: 2 BB: 1 P: 24	
PITCHER		IP WLS BF H R ER SO BB IBB HBP BLK WP HR S P ERA WHIP																
Lance Cormier, R ERA: 7.09	(1, 1)	2.0 L	13	3	5	4	0	4	0	0	0	0	2	33	59	18.00	3.500	
38 Buddy Carlyle, R ERA: 5.16	(3, 1)	2.0	6	1	0	0	1	0	0	0	0	0	0	13	20	0.00	0.500	
58 Peter Moylan, R ERA: 1.82	(5, 1)	2.0	6	1	0	0	2	0	0	0	0	0	0	16	25	0.00	0.500	
Ron Mahay, L ERA: 2.76	(7, 1)	1.2	8	2	2	2	2	0	1	0	0	0	0	20	30	10.80	1.200	
Royce Ring, L ERA: 2.95	(8, 1)	0.1	2	1	0	0	0	0	0	0	0	0	0	3	4	0.00	3.000	
																	WP: 0 PA: 35	
																	PB: 0 SB: 0 CS: 1	
																	SF: 0 SAC: 1 DP: 3 HBP: 0	
																	1B: 3 2B: 4 3B: 0 HR: 2	

Batter	1	2	3	4	5	6	7	8	9	AB R H RBI BB SO LOB	BOTTOM																									
D'Angelo Jimenez, S OBP: 0.364, SLG: 0.321	(1, 4) C B X 		1-1 G3-1 			0-1 F8 		3-1 G4-3 2B 		4 0 2 0 0 0 1	Atlanta Braves @ Washington Nationals Robert F. Kennedy Memorial Stadium, Washington, DC livebaseballscorecards.com																									
Felipe Lopez, S OBP: 0.304, SLG: 0.347	(1, 6) C B B B X 		3-1  11 1B 1B			1-2 G1-3 		0-0 G4-3 2-3 		0-3  1B		4 0 1 0 0 1 3																								
11 Ryan Zimmerman, R OBP: 0.327, SLG: 0.468	(1, 5) F 1 SAFE X 		0-1  1-2 1B			1-2 F8 		0-0 F9 		1-2  P3		4 0 1 0 0 0 3																								
25 Austin Kearns, R OBP: 0.348, SLG: 0.403	(1, 9) B F C B B C 		3-3  2					0-1 G6-3 				0-2 E4 26 FC6-4 	4 0 0 0 0 1 3																							
Ryan Church, L OBP: 0.341, SLG: 0.442	(1, 8) B F C S 	1-3  3	0-0 G4-3 	3-1  1B	0-0 F7 		4 0 1 0 0 1 3																													
26 Wily Mo Peña, R OBP: 0.308, SLG: 0.456	(1, 7) 		1-0  G4-6-3 1B	0-3  3	1-2 F9 		0-0 FC6-4 1-2f 	4 0 1 0 0 1 2																												
Robert Fick, L OBP: 0.298, SLG: 0.299	(1, 3) D X 		1-0 G4-6-3 1-2f 		0-0  3 G6-3 1B		1-0 L9 	0-0 P5 	4 0 1 0 0 0 3																											
3 Jesus Flores, R OBP: 0.315, SLG: 0.380	(1, 2) C X 		0-1 G5-3 		0-1 G6-3 1-2f 	0-2 G1-3 			3 0 0 0 0 0 2																											
41 Shawn Hill, R OBP: 0.214, SLG: 0.093 Ryan Langerhans, L OBP: 0.267, SLG: 0.289 Mike Bacsik, L OBP: 0.138, SLG: 0.143 49 Chris Schroder, R OBP: 0.327, SLG: 0.419 10 Ronnie Belliard, R OBP: 0.327, SLG: 0.419 Luis Ayala, R	(1, 1) (5, PH) (6, 1) (8, 1) (8, PH) (9, 1) B F C B B B 		4-2  G1-3 BB		1-3  3	1-3  1																														
Inning Stats	R: 0 E: 0 K: 2 S: 12	H: 2 LOB: 2 BB: 0 P: 20	R: 0 E: 0 K: 0 S: 4		H: 1 LOB: 0 BB: 0 P: 6	R: 0 E: 0 K: 0 S: 10			H: 0 LOB: 1 BB: 1 P: 16	R: 0 E: 0 K: 1 S: 6	H: 0 LOB: 0 BB: 0 P: 7	R: 0 E: 0 K: 0 S: 6	H: 1 LOB: 1 BB: 0 P: 6	R: 0 E: 0 K: 0 S: 9	H: 1 LOB: 1 BB: 0 P: 14	R: 0 E: 0 K: 2 S: 12	H: 1 LOB: 1 BB: 0 P: 17	R: 0 E: 1 K: 0 S: 7	H: 0 LOB: 1 BB: 0 P: 7	1B: 6 2B: 1 3B: 0 HR: 0	SF: 0 SAC: 0 DP: 2 HBP: 0	WP: 0 PB: 0 SB: 0 CS: 0	PA: 34													
PITCHER 15 Tim Hudson, R ERA: 3.33	(1, 1)	IP 9.0	WLS W	BF 34	H 7	R 0			ER 0	SO 6	BB 1	IBB 0	HBP 0	BLK 0	WP 0	HR 0	S 72	P 100	ERA 0.00	WHIP 0.889	PITCHER	IP	WLS	BF	H	R	ER	SO	BB	IBB	HBP	BLK	WP	HR	S	P

Batter	1		2		3		4		5		6		7		8		9		AB R H RBI BB SO LOB		BOTTOM	
<div>Nook Logan, S</div> <div>OBP: 0.312, SLG: 0.349</div> <div>(1, 8)</div> <div><div>BB</div><div>GO</div><div>X</div></div> <div><div>2-2</div><div>F9</div><div>1</div></div> <div></div> <div><div>CS</div><div>X</div></div> <div><div>0-2</div><div>G6-3</div><div>3</div></div> <div></div> <div><div>CB</div><div>BB</div><div>X</div></div> <div><div>2-1</div><div><div>11</div><div>G4-3</div><div>26</div><div>1B</div></div><div>2B</div></div> <div><div>X</div></div> <div><div>0-0</div><div>E1</div><div>26</div><div>FC1</div><div>1B</div></div> <div><div>1-H</div><div>2-H</div></div> <div><div>CB</div><div>X</div></div> <div><div>0-1</div><div><div>E</div><div>S</div><div>HR</div></div><div>1B</div></div> <div></div> <div></div> <div>5331000</div>	<div><div>4010012</div><div>0000000</div><div>1112000</div><div>0000000</div><div>0000000</div></div> <div>4210122</div> <div>5122002</div> <div>3110210</div> <div>4112103</div> <div>2011000</div> <div>3000026</div> <div>4112101</div> <div>1000000</div> <div>1000002</div> <div>0000000</div> <div>0000000</div> <div>0000000</div> <div>2210001</div>	<div><div>WP: 0</div><div>PA: 44</div></div> <div><div>1B: 8</div><div>2B: 4</div><div>3B: 0</div><div>HR: 1</div><div>SF: 0</div><div>SAC: 0</div><div>DP: 0</div><div>HBP: 0</div></div> <div><div>WASHINGTON</div><div>NATIONALS</div></div>																				
<div>D'Angelo Jimenez, S</div> <div>OBP: 0.359, SLG: 0.318</div> <div>(1, 6)</div> <div><div>C</div><div>X</div></div> <div><div>0-1</div><div></div><div>1B</div></div> <div></div> <div></div> <div><div>BB</div><div>GO</div><div>CT</div></div> <div><div>3-2</div><div>K</div><div>1</div></div> <div><div>BB</div><div>GO</div><div>CT</div></div> <div><div>1-1</div><div>G1-3</div><div>1</div></div> <div><div>T</div><div>X</div></div> <div><div>0-1</div><div>P3</div><div>1</div></div> <div><div>BB</div><div>GO</div><div>CT</div></div> <div><div>1-1</div><div><div></div><div>HR</div></div></div> <div><div>1-H</div></div> <div><div>CB</div><div>X</div></div> <div></div> <div></div> <div>4010012</div> <div>0000000</div> <div>1112000</div> <div>0000000</div> <div>0000000</div>	<div>4210122</div> <div>5122002</div> <div>3110210</div> <div>4112103</div> <div>2011000</div> <div>3000026</div> <div>4112101</div> <div>1000000</div> <div>1000002</div> <div>0000000</div> <div>0000000</div> <div>0000000</div> <div>2210001</div>	<div><div>WP: 0</div><div>PA: 44</div></div> <div><div>1B: 8</div><div>2B: 4</div><div>3B: 0</div><div>HR: 1</div><div>SF: 0</div><div>SAC: 0</div><div>DP: 0</div><div>HBP: 0</div></div> <div><div>WASHINGTON</div><div>NATIONALS</div></div>																				
<div>Ryan Church, L</div> <div>OBP: 0.342, SLG: 0.450</div> <div>(7, PH)</div> <div><div>BB</div><div>GO</div><div>CT</div><div>S</div></div> <div><div>1-3</div><div>K</div><div>2</div></div> <div></div> <div></div> <div><div>BB</div><div>GO</div><div>CT</div></div> <div><div>1-1</div><div><div>25</div><div>BB</div><div>26</div><div>1B</div></div><div>1B</div></div> <div><div>S</div><div>X</div></div> <div><div>0-2</div><div>G4-3</div><div>2</div></div> <div><div>BB</div><div>GO</div><div>CT</div><div>S</div></div> <div><div>4-2</div><div><div>25</div><div>BB</div><div>26</div><div>FC1</div></div><div>BB</div></div> <div><div>GO</div><div>CT</div><div>S</div></div> <div><div>0-3</div><div>K</div><div>2</div></div> <div></div> <div></div> <div>4210122</div> <div>5122002</div> <div>3110210</div> <div>4112103</div> <div>2011000</div> <div>3000026</div> <div>4112101</div> <div>1000000</div> <div>1000002</div> <div>0000000</div> <div>0000000</div> <div>0000000</div> <div>2210001</div>	<div>4210122</div> <div>5122002</div> <div>3110210</div> <div>4112103</div> <div>2011000</div> <div>3000026</div> <div>4112101</div> <div>1000000</div> <div>1000002</div> <div>0000000</div> <div>0000000</div> <div>0000000</div> <div>2210001</div>	<div><div>WP: 0</div><div>PA: 44</div></div> <div><div>1B: 8</div><div>2B: 4</div><div>3B: 0</div><div>HR: 1</div><div>SF: 0</div><div>SAC: 0</div><div>DP: 0</div><div>HBP: 0</div></div> <div><div>WASHINGTON</div><div>NATIONALS</div></div>																				
<div>Arnie Munoz, L</div> <div>OBP: 0.342, SLG: 0.450</div> <div>(8, 1)</div> <div><div>BB</div><div>GO</div><div>CT</div><div>S</div></div> <div><div>1-3</div><div>K</div><div>2</div></div> <div></div> <div></div> <div><div>BB</div><div>GO</div><div>CT</div></div> <div><div>1-1</div><div><div>25</div><div>BB</div><div>26</div><div>1B</div></div><div>1B</div></div> <div><div>S</div><div>X</div></div> <div><div>0-2</div><div>G4-3</div><div>2</div></div> <div><div>BB</div><div>GO</div><div>CT</div><div>S</div></div> <div><div>4-2</div><div><div>25</div><div>BB</div><div>26</div><div>FC1</div></div><div>BB</div></div> <div><div>GO</div><div>CT</div><div>S</div></div> <div><div>0-3</div><div>K</div><div>2</div></div> <div></div> <div></div> <div>4210122</div> <div>5122002</div> <div>3110210</div> <div>4112103</div> <div>2011000</div> <div>3000026</div> <div>4112101</div> <div>1000000</div> <div>1000002</div> <div>0000000</div> <div>0000000</div> <div>0000000</div> <div>2210001</div>	<div>4210122</div> <div>5122002</div> <div>3110210</div> <div>4112103</div> <div>2011000</div> <div>3000026</div> <div>4112101</div> <div>1000000</div> <div>1000002</div> <div>0000000</div> <div>0000000</div> <div>0000000</div> <div>2210001</div>	<div><div>WP: 0</div><div>PA: 44</div></div> <div><div>1B: 8</div><div>2B: 4</div><div>3B: 0</div><div>HR: 1</div><div>SF: 0</div><div>SAC: 0</div><div>DP: 0</div><div>HBP: 0</div></div> <div><div>WASHINGTON</div><div>NATIONALS</div></div>																				
<div>Jesus Colome, R</div> <div>OBP: 0.342, SLG: 0.450</div> <div>(9, 1)</div> <div><div>BB</div><div>GO</div><div>CT</div><div>S</div></div> <div><div>1-3</div><div>K</div><div>2</div></div> <div></div> <div></div> <div><div>BB</div><div>GO</div><div>CT</div></div> <div><div>1-1</div><div><div>25</div><div>BB</div><div>26</div><div>1B</div></div><div>1B</div></div> <div><div>S</div><div>X</div></div> <div><div>0-2</div><div>G4-3</div><div>2</div></div> <div><div>BB</div><div>GO</div><div>CT</div><div>S</div></div> <div><div>4-2</div><div><div>25</div><div>BB</div><div>26</div><div>FC1</div></div><div>BB</div></div> <div><div>GO</div><div>CT</div><div>S</div></div> <div><div>0-3</div><div>K</div><div>2</div></div> <div></div> <div></div> <div>4210122</div> <div>5122002</div> <div>3110210</div> <div>4112103</div> <div>2011000</div> <div>3000026</div> <div>4112101</div> <div>1000000</div> <div>1000002</div> <div>0000000</div> <div>0000000</div> <div>0000000</div> <div>2210001</div>	<div>4210122</div> <div>5122002</div> <div>3110210</div> <div>4112103</div> <div>2011000</div> <div>3000026</div> <div>4112101</div> <div>1000000</div> <div>1000002</div> <div>0000000</div> <div>0000000</div> <div>0000000</div> <div>2210001</div>	<div><div>WP: 0</div><div>PA: 44</div></div> <div><div>1B: 8</div><div>2B: 4</div><div>3B: 0</div><div>HR: 1</div><div>SF: 0</div><div>SAC: 0</div><div>DP: 0</div><div>HBP: 0</div></div> <div><div>WASHINGTON</div><div>NATIONALS</div></div>																				
<div>11 Ryan Zimmerman, R</div> <div>OBP: 0.327, SLG: 0.466</div> <div>(1, 5)</div> <div><div>B</div><div>GO</div><div>CT</div><div>S</div></div> <div><div>1-3</div><div>K</div><div>2</div></div> <div></div> <div></div> <div><div>BB</div><div>GO</div><div>CT</div></div> <div><div>1-1</div><div><div>25</div><div>BB</div><div>26</div><div>1B</div></div><div>1B</div></div> <div><div>S</div><div>X</div></div> <div><div>0-2</div><div>G4-3</div><div>2</div></div> <div><div>BB</div><div>GO</div><div>CT</div><div>S</div></div> <div><div>4-2</div><div><div>25</div><div>BB</div><div>26</div><div>FC1</div></div><div>BB</div></div> <div><div>GO</div><div>CT</div><div>S</div></div> <div><div>0-3</div><div>K</div><div>2</div></div> <div></div> <div></div> <div>4210122</div> <div>5122002</div> <div>3110210</div> <div>4112103</div> <div>2011000</div> <div>3000026</div> <div>4112101</div> <div>1000000</div> <div>1000002</div> <div>0000000</div> <div>0000000</div> <div>0000000</div> <div>2210001</div>	<div>4210122</div> <div>5122002</div> <div>3110210</div> <div>4112103</div> <div>2011000</div> <div>3000026</div> <div>4112101</div> <div>1000000</div> <div>1000002</div> <div>0000000</div> <div>0000000</div> <div>0000000</div> <div>2210001</div>	<div><div>WP: 0</div><div>PA: 44</div></div> <div><div>1B: 8</div><div>2B: 4</div><div>3B: 0</div><div>HR: 1</div><div>SF: 0</div><div>SAC: 0</div><div>DP: 0</div><div>HBP: 0</div></div> <div><div>WASHINGTON</div><div>NATIONALS</div></div>																				
<div>26 Wily Mo Peña, R</div> <div>OBP: 0.309, SLG: 0.455</div> <div>(1, 7)</div> <div><div>S</div><div>D</div><div>SAFE</div><div>X</div></div> <div><div>1-2</div><div>P3</div><div>3</div></div> <div></div> <div></div> <div><div>BB</div><div>GO</div><div>CT</div><div>S</div></div> <div><div>0-0</div><div><div>10</div><div>1B</div><div>25</div><div>BB</div></div><div>1B</div></div> <div><div>1-2</div><div>1B</div></div> <div><div>X</div></div> <div><div>3-2</div><div><div>25</div><div>2B</div></div><div>1B</div></div> <div><div>3-H</div></div> <div><div>BB</div><div>GO</div><div>CT</div><div>S</div></div> <div><div>1-2</div><div>FC1</div><div>10</div><div>FC6-4</div><div>25</div><div>BB</div></div> <div><div>1-2</div><div>1B</div></div> <div><div>3-H</div></div> <div><div>CB</div><div>X</div></div> <div><div>0-1</div><div>G5-3</div><div>3</div></div> <div></div> <div></div> <div>5122002</div> <div>3110210</div> <div>4112103</div> <div>2011000</div> <div>3000026</div> <div>4112101</div> <div>1000000</div> <div>1000002</div> <div>0000000</div> <div>0000000</div> <div>0000000</div> <div>2210001</div>	<div>5122002</div> <div>3110210</div> <div>4112103</div> <div>2011000</div> <div>3000026</div> <div>4112101</div> <div>1000000</div> <div>1000002</div> <div>0000000</div> <div>0000000</div> <div>0000000</div> <div>2210001</div>	<div><div>WP: 0</div><div>PA: 44</div></div> <div><div>1B: 8</div><div>2B: 4</div><div>3B: 0</div><div>HR: 1</div><div>SF: 0</div><div>SAC: 0</div><div>DP: 0</div><div>HBP: 0</div></div> <div><div>WASHINGTON</div><div>NATIONALS</div></div>																				
<div>25 Austin Kearns, R</div> <div>OBP: 0.350, SLG: 0.404</div> <div>(1, 9)</div> <div><div>C</div><div>BB</div><div>GO</div><div>CT</div><div>S</div></div> <div><div>3-3</div><div>K</div><div>1</div></div> <div></div> <div></div> <div><div>BB</div><div>GO</div><div>CT</div><div>S</div></div> <div><div>4-2</div><div><div>1B</div><div>2B</div><div>10</div><div>1B</div></div><div>BB</div></div> <div><div>1-2</div><div>2-3</div></div> <div><div>BB</div><div>GO</div><div>CT</div><div>S</div></div> <div><div>1-0</div><div><div></div><div>2B</div></div></div> <div><div>1-3</div></div> <div><div>BB</div><div>GO</div><div>CT</div><div>S</div></div> <div><div>4-2</div><div><div>10</div><div>FC6-4</div></div><div>BB</div></div> <div><div>1-2</div><div>2-3</div></div> <div><div>BB</div><div>GO</div><div>CT</div><div>S</div></div> <div><div>3-2</div><div>E6</div><div>1</div></div> <div><div>BB</div><div>GO</div><div>CT</div><div>S</div></div> <div><div>1-0</div><div>F9</div><div>1</div></div> <div><div>B</div><div>X</div></div> <div><div>1-3</div><div>K</div><div>2</div></div> <div><div>BB</div><div>GO</div><div>CT</div><div>S</div></div> <div><div>0-3</div><div>K</div><div>3</div></div> <div><div>BB</div><div>GO</div><div>CT</div><div>S</div></div> <div><div>2-0</div><div>FC6-4</div><div>3</div></div> <div><div>1-2f</div><div>2-3</div><div>3-H</div></div> <div><div>BB</div><div>GO</div><div>CT</div><div>S</div></div> <div><div>1-2</div><div>FC6-4</div><div>3</div></div> <div><div>1-2f</div></div> <div><div>BB</div><div>GO</div><div>CT</div><div>S</div></div> <div><div>1-2</div><div>G6-3</div><div>3</div></div> <div><div>BB</div><div>GO</div><div>CT</div><div>S</div></div> <div><div>1-1</div><div>F7</div><div>3</div></div> <div><div>BB</div><div>GO</div><div>CT</div><div>S</div></div> <div><div>1-2</div><div>1B</div></div> <div><div>1-H</div></div> <div><div>BB</div><div>GO</div><div>CT</div><div>S</div></div> <div><div>0-0</div><div><div></div><div>1B</div><div>2B</div></div></div> <div><div>BB</div><div>GO</div><div>CT</div><div>S</div></div> <div>2011000</div>	<div>2011000</div> <div>3000026</div> <div>4112101</div> <div>1000000</div> <div>1000002</div> <div>0000000</div> <div>0000000</div> <div>0000000</div> <div>0000000</div> <div>0000000</div> <div>0000000</div> <div>2210001</div>	<div><div>WP: 0</div><div>PA: 44</div></div> <div><div>1B: 8</div><div>2B: 4</div><div>3B: 0</div><div>HR: 1</div><div>SF: 0</div><div>SAC: 0</div><div>DP: 0</div><div>HBP: 0</div></div> <div><div>WASHINGTON</div><div>NATIONALS</div></div>																				
<div>10 Ronnie Belliard, R</div> <div>OBP: 0.328, SLG: 0.417</div> <div>(1, 4)</div> <div><div>C</div><div>X</div></div> <div><div>0-1</div><div>L7</div><div>2</div></div> <div></div> <div></div> <div><div>BB</div><div>GO</div><div>CT</div></div> <div><div>1-0</div><div><div></div><div>1B</div><div>2B</div></div><div>1B</div></div> <div><div>1-2</div><div>2-3</div><div>3-H</div></div> <div><div>BB</div><div>GO</div><div>CT</div></div> <div><div>4-2</div><div><div></div><div>BB</div></div></div> <div><div>1-2f</div><div>2-3</div><div>3-H</div></div> <div><div>BB</div><div>GO</div><div>CT</div></div> <div><div>2-2</div><div>FC6-4</div><div>2</div></div> <div><div>1-2f</div><div>2-3</div><div>3-H</div></div> <div><div>BB</div><div>GO</div><div>CT</div></div> <div><div>1-0</div><div>F9</div><div>1</div></div> <div><div>B</div><div>X</div></div> <div><div>1-3</div><div>K</div><div>2</div></div> <div><div>BB</div><div>GO</div><div>CT</div></div> <div><div>1-3</div><div>K</div><div>2</div></div> <div><div>BB</div><div>GO</div><div>CT</div></div> <div><div>2-0</div><div>FC6-4</div><div>3</div></div> <div><div>1-2f</div></div> <div><div>BB</div><div>GO</div><div>CT</div></div> <div><div>1-2</div><div>G6-3</div><div>3</div></div> <div><div>BB</div><div>GO</div><div>CT</div></div> <div><div>1-1</div><div>F7</div><div>3</div></div> <div><div>BB</div><div>GO</div><div>CT</div></div> <div><div>1-2</div><div>1B</div></div> <div><div>1-H</div></div> <div><div>BB</div><div>GO</div><div>CT</div></div> <div><div>0-0</div><div><div></div><div>1B</div><div>2B</div></div></div> <div><div>BB</div><div>GO</div><div>CT</div></div> <div>2011000</div>	<div>2011000</div> <div>3000026</div> <div>4112101</div> <div>1000000</div> <div>1000002</div> <div>0000000</div> <div>0000000</div> <div>0000000</div> <div>0000000</div> <div>0000000</div> <div>0000000</div> <div>2210001</div>	<div><div>WP: 0</div><div>PA: 44</div></div> <div><div>1B: 8</div><div>2B: 4</div><div>3B: 0</div><div>HR: 1</div><div>SF: 0</div><div>SAC: 0</div><div>DP: 0</div><div>HBP: 0</div></div> <div><div>WASHINGTON</div><div>NATIONALS</div></div>																				
<div>Robert Fick, L</div> <div>OBP: 0.300, SLG: 0.302</div> <div>(1, 3)</div> <div><div>BB</div><div>GO</div><div>CT</div><div>S</div></div> <div><div>3-2</div><div>F9</div><div>3</div></div> <div></div> <div></div> <div><div>BB</div><div>GO</div><div>CT</div></div> <div><div>1-2</div><div>2-3</div><div>3-H</div></div> <div><div>BB</div><div>GO</div><div>CT</div></div> <div><div>2-2</div><div>FC6-4</div><div>3</div></div> <div><div>1-2f</div></div> <div><div>BB</div><div>GO</div><div>CT</div></div> <div><div>0-3</div><div>K</div><div>3</div></div> <div><div>BB</div><div>GO</div><div>CT</div></div> <div><div>2-0</div><div>FC6-4</div><div>3</div></div> <div><div>1-2f</div></div> <div><div>BB</div><div>GO</div><div>CT</div></div> <div><div>1-2</div><div>G6-3</div><div>3</div></div> <div><div>BB</div><div>GO</div><div>CT</div></div> <div><div>1-1</div><div>F7</div><div>3</div></div> <div><div>BB</div><div>GO</div><div>CT</div></div> <div><div>1-2</div><div>1B</div></div> <div><div>1-H</div></div> <div><div>BB</div><div>GO</div><div>CT</div></div> <div><div>0-0</div><div><div></div><div>1B</div><div>2B</div></div></div> <div><div>BB</div><div>GO</div><div>CT</div></div> <div>2011000</div>	<div>2011000</div> <div>3000026</div> <div>4112101</div> <div>1000000</div> <div>1000002</div> <div>0000000</div> <div>0000000</div> <div>0000000</div> <div>0000000</div> <div>0000000</div> <div>0000000</div> <div>2210001</div>	<div><div>WP: 0</div><div>PA: 44</div></div> <div><div>1B: 8</div><div>2B: 4</div><div>3B: 0</div><div>HR: 1</div><div>SF: 0</div><div>SAC: 0</div><div>DP: 0</div><div>HBP: 0</div></div> <div><div>WASHINGTON</div><div>NATIONALS</div></div>																				
<div>Tony Batista, R</div> <div>OBP: 0.350, SLG: 0.326</div> <div>(5, PH)</div> <div><div>BB</div><div>GO</div><div>CT</div><div>S</div></div> <div><div>3-2</div><div>F9</div><div>3</div></div> <div></div> <div></div> <div><div>BB</div><div>GO</div><div>CT</div></div> <div><div>1-2</div><div>2-3</div><div>3-H</div></div> <div><div>BB</div><div>GO</div><div>CT</div></div> <div><div>2-2</div><div>FC6-4</div><div>3</div></div> <div><div>1-2f</div></div> <div><div>BB</div><div>GO</div><div>CT</div></div> <div><div>0-3</div><div>K</div><div>3</div></div> <div><div>BB</div><div>GO</div><div>CT</div></div> <div><div>2-0</div><div>FC6-4</div><div>3</div></div> <div><div>1-2f</div></div> <div><div>BB</div><div>GO</div><div>CT</div></div> <div><div>1-2</div><div>G6-3</div><div>3</div></div> <div><div>BB</div><div>GO</div><div>CT</div></div> <div><div>1-1</div><div>F7</div><div>3</div></div> <div><div>BB</div><div>GO</div><div>CT</div></div> <div><div>1-2</div><div>1B</div></div> <div><div>1-H</div></div> <div><div>BB</div><div>GO</div><div>CT</div></div> <div><div>0-0</div><div><div></div><div>1B</div><div>2B</div></div></div> <div><div>BB</div><div>GO</div><div>CT</div></div> <div>2011000</div>	<div>2011000</div> <div>3000026</div> <div>4112101</div> <div>1000000</div> <div>1000002</div> <div>0000000</div> <div>0000000</div> <div>0000000</div> <div>0000000</div> <div>0000000</div> <div>0000000</div> <div>2210001</div>	<div><div>WP: 0</div><div>PA: 44</div></div> <div><div>1B: 8</div><div>2B: 4</div><div>3B: 0</div><div>HR: 1</div><div>SF: 0</div><div>SAC: 0</div><div>DP: 0</div><div>HBP: 0</div></div> <div><div>WASHINGTON</div><div>NATIONALS</div></div>																				
<div>Brian Schneider, L</div> <div>OBP: 0.322, SLG: 0.332</div> <div>(1, 2)</div> <div><div>C</div><div>X</div></div> <div><div>0-1</div><div>P6</div><div>1</div></div> <div></div> <div></div> <div><div>BB</div><div>GO</div><div>CT</div></div> <div><div>1-0</div><div><div></div><div>2B</div></div></div> <div><div>1-3</div><div>2-H</div><div>3-H</div></div> <div><div>BB</div><div>GO</div><div>CT</div></div> <div><div>4-2</div><div><div>1B</div><div>E</div><div>E</div></div><div>BB</div></div> <div><div>1-H</div></div> <div><div>BB</div><div>GO</div><div>CT</div></div> <div><div>1-2</div><div>G6-3</div><div>3</div></div> <div><div>BB</div><div>GO</div><div>CT</div></div> <div><div>1-1</div><div>F7</div><div>3</div></div> <div><div>BB</div><div>GO</div><div>CT</div></div> <div><div>1-2</div><div>1B</div></div> <div><div>1-H</div></div> <div><div>BB</div><div>GO</div><div>CT</div></div> <div><div>0-0</div><div><div></div><div>1B</div><div>2B</div></div></div> <div><div>BB</div><div>GO</div><div>CT</div></div> <div>2011000</div>	<div>2011000</div> <div>3000026</div> <div>4112101</div> <div>1000000</div> <div>1000002</div> <div>0000000</div> <div>0000000</div> <div>0000000</div> <div>0000000</div> <div>0000000</div> <div>0000000</div> <div>2210001</div>	<div><div>WP: 0</div><div>PA: 44</div></div> <div><div>1B: 8</div><div>2B: 4</div><div>3B: 0</div><div>HR: 1</div><div>SF: 0</div><div>SAC: 0</div><div>DP: 0</div><div>HBP: 0</div></div> <div><div>WASHINGTON</div><div>NATIONALS</div></div>																				
<div>Tim Redding, R</div> <div>OBP: 0.083, SLG: 0.125</div> <div>(1, 1)</div> <div><div>C</div><div>X</div></div> <div><div>0-1</div><div>G1-3</div><div>2</div></div> <div></div> <div></div> <div><div>BB</div><div>GO</div><div>CT</div></div> <div><div>1-1</div><div>G3-1</div><div>3</div></div> <div><div>3-H</div></div> <div><div>BB</div><div>GO</div><div>CT</div></div> <div><div>3-2</div><div>E5</div><div>1</div></div> <div><div>1-2</div><div>E</div></div> <div><div>BB</div><div>GO</div><div>CT</div></div> <div><div>0-0</div><div><div></div><div>1B</div><div>2B</div></div></div> <div><div>BB</div><div>GO</div><div>CT</div></div> <div>1000000</div>	<div>1000000</div> <div>1000002</div> <div>0000000</div> <div>0000000</div> <div>0000000</div> <div>0000000</div> <div>0000000</div> <div>0000000</div> <div>0000000</div> <div>0000000</div> <div>0000000</div> <div>2210001</div>	<div><div>WP: 0</div><div>PA: 44</div></div> <div><div>1B: 8</div><div>2B: 4</div><div>3B: 0</div><div>HR: 1</div><div>SF: 0</div><div>SAC: 0</div><div>DP: 0</div><div>HBP: 0</div></div> <div><div>WASHINGTON</div><div>NATIONALS</div></div>																				
<div>Ryan Langerhans, L</div> <div>OBP: 0.295, SLG: 0.288</div> <div>(4, PH)</div> <div><div>D</div><div>SAFE</div><div>X</div></div> <div><div>0-1</div><div>G1-3</div><div>2</div></div> <div></div> <div></div> <div><div>BB</div><div>GO</div><div>CT</div></div> <div><div>1-1</div><div>G3-1</div><div>3</div></div> <div><div>3-H</div></div> <div><div>BB</div><div>GO</div><div>CT</div></div> <div><div>3-2</div><div>E5</div><div>1</div></div> <div><div>1-2</div><div>E</div></div> <div><div>BB</div><div>GO</div><div>CT</div></div> <div><div>0-0</div><div><div></div><div>1B</div><div>2B</div></div></div> <div><div>BB</div><div>GO</div><div>CT</div></div> <div>1000000</div>	<div>1000000</div> <div>1000002</div> <div>0000000</div> <div>0000000</div> <div>0000000</div> <div>0000000</div> <div>0000000</div> <div>0000000</div> <div>0000000</div> <div>0000000</div> <div>0000000</div> <div>2210001</div>	<div><div>WP: 0</div><div>PA: 44</div></div> <div><div>1B: 8</div><div>2B: 4</div><div>3B: 0</div><div>HR: 1</div><div>SF: 0</div><div>SAC: 0</div><div>DP: 0</div><div>HBP: 0</div></div> <div><div>WASHINGTON</div><div>NATIONALS</div></div>																				
<div>Jonathan Albaladejo, R</div> <div>OBP: 0.295, SLG: 0.288</div> <div>(5, 1)</div> <div><div>D</div><div>SAFE</div><div>X</div></div> <div><div>0-1</div><div>G1-3</div><div>2</div></div> <div></div> <div></div> <div><div>BB</div><div>GO</div><div>CT</div></div> <div><div>1-1</div><div>G3-1</div><div>3</div></div> <div><div>3-H</div></div> <div><div>BB</div><div>GO</div><div>CT</div></div> <div><div>3-2</div><div>E5</div><div>1</div></div> <div><div>1-2</div><div>E</div></div> <div><div>BB</div><div>GO</div><div>CT</div></div> <div><div>0-0</div><div><div></div><div>1B</div><div>2B</div></div></div> <div><div>BB</div><div>GO</div><div>CT</div></div> <div>1000000</div>	<div>1000000</div> <div>1000002</div> <div>0000000</div> <div>0000000</div> <div>0000000</div> <div>0000000</div> <div>0000000</div> <div>0000000</div> <div>0000000</div> <div>0000000</div> <div>0000000</div> <div>2210001</div>	<div><div>WP: 0</div><div>PA: 44</div></div> <div><div>1B: 8</div><div>2B: 4</div><div>3B: 0</div><div>HR: 1</div><div>SF: 0</div><div>SAC: 0</div><div>DP: 0</div><div>HBP: 0</div></div> <div><div>WASHINGTON</div><div>NATIONALS</div></div>																				
<div>52 Saul Rivera, S</div> <div>OBP: 0.304, SLG: 0.349</div> <div>(6, 1)</div> <div><div>D</div><div>SAFE</div><div>X</div></div> <div><div>0-1</div><div>G1-3</div><div>2</div></div> <div></div> <div></div> <div><div>BB</div><div>GO</div><div>CT</div></div> <div><div>1-1</div><div>G3-1</div><div>3</div></div> <div><div>3-H</div></div> <div><div>BB</div><div>GO</div><div>CT</div></div> <div><div>3-2</div><div>E5</div><div>1</div></div> <div><div>1-2</div><div>E</div></div> <div><div>BB</div><div>GO</div><div>CT</div></div> <div><div>0-0</div><div><div></div><div>1B</div><div>2B</div></div></div> <div><div>BB</div><div>GO</div><div>CT</div></div> <div>1000000</div>	<div>1000000</div> <div>1000002</div> <div>0000000</div> <div>0000000</div> <div>0000000</div> <div>0000000</div> <div>0000000</div> <div>0000000</div> <div>0000000</div> <div>0000000</div> <div>0000000</div> <div>2210001</div>	<div><div>WP:</div></div>																				

Batter		1	2	3	4	5	6	7	8	9	AB	R	H	RBI	BB	SO	LOB	TOP					
7 José Reyes, S OBP: 0.361, SLG: 0.425	(1, 6) BB BB BB BB	4-1 FC3-6 BB	2-1 L5		1-0 G6-3	0-2 P6			0-0 B1-3		4	0	0	0	1	0	1						
1 Luis Castillo, S OBP: 0.357, SLG: 0.347	(1, 4) B F SAFE	1-1 FC3-6 5 2B 1-2f	2-2 1B		2-2 G3-1		2-1 G4-3		4-1 G4-6-3 BB		4	1	1	0	1	0	1						
5 David Wright, R OBP: 0.410, SLG: 0.547	(1, 5) B BB BB BB	3-2 15 1B 2B 1-H	1-1 F9		1-1 2B		1-2 L9		2-2 G4-6-3 1-2f		5	1	2	1	0	0	2						
15 Carlos Beltrán, S OBP: 0.358, SLG: 0.536	(1, 8) C X	0-1 BB SF7 18 1B 2-H	0-0 G2-3		1-3 K		3-3 K			3-3 K	5	1	1	1	0	3	2						
18 Moises Alou, R OBP: 0.389, SLG: 0.529 Lastings Milledge, R OBP: 0.341, SLG: 0.435	(1, 7) (5, PR) (5, 9) (7, 7)	0-0 BB 1B 1-2		0-0 G6-3		1-2 G6-3 2B 1B		2-2 G4-3		1-2 L7	3	1	2	0	0	0	0						
Shawn Green, L OBP: 0.343, SLG: 0.430	(1, 3) (7, 9) BB BB BB	4-0 1B 1-2 2-3 BB		2-1 HR		1-2 G6-3		2-2 1B 1B		2-1 1B 1B	4	2	3	1	1	0	1						
Paul Lo Duca, R OBP: 0.311, SLG: 0.374 Carlos Gómez, R OBP: 0.295, SLG: 0.324	(1, 2) (9, PR) D X	1-0 SF7 3-H		2-2 G5-3		1-1 1B 2B 2-H		1-1 L9		0-2 1B 1B 1-2	4	1	2	2	0	0	1						
Endy Chavez, L OBP: 0.316, SLG: 0.372	(1, 9) (5, 7) S X	0-1 1B 1-2 2-H		2-2 1B		2-1 33 SH1-4 1B 2-H		3-2 SAFE SAFE 1B		0-0 1B	3	0	3	2	0	0	0						
Jeff Conine, R OBP: 0.314, SLG: 0.386	(7, PH) (7, 3)	1-2 2-H 1B		3-3 K		1-1 SH1-4		1-3 K		1-3 2-H 1B	2	0	2	1	0	0	0						
33 John Maine, R OBP: 0.175, SLG: 0.173 Scott Schoeneweis, L 59 Guillermo Mota, R 11 Ramon Castro, R OBP: 0.329, SLG: 0.534 9 Marlon Anderson, L OBP: 0.337, SLG: 0.461 Aaron Heilman, R 25 Pedro Feliciano, L Ruben Gotay, S OBP: 0.362, SLG: 0.433	(1, 1) (5, 1) (6, 1) (7, PH) (7, PH) (7, 1) (8, 1) (9, PH)	1-2 F9		3-3 K		1-2 SH1-4				3-3 K	2	0	0	0	0	1	3						
Inning Stats	R: 4 E: 0 K: 0 S: 15	H: 4 LOB: 2 BB: 2 P: 29	R: 0 E: 0 K: 0 S: 8	H: 1 LOB: 1 BB: 0 P: 13	R: 1 E: 0 K: 1 S: 16	H: 2 LOB: 1 BB: 0 P: 25	R: 0 E: 0 K: 1 S: 9	H: 1 LOB: 1 BB: 0 P: 14	R: 2 E: 0 K: 0 S: 17	H: 3 LOB: 1 BB: 0 P: 22	R: 0 E: 0 K: 1 S: 8	H: 0 LOB: 0 BB: 0 P: 14	R: 0 E: 0 K: 1 S: 15	H: 2 LOB: 2 BB: 0 P: 24	R: 0 E: 0 K: 0 S: 5	H: 0 LOB: 0 BB: 1 P: 11	R: 1 E: 0 K: 2 S: 21	H: 3 LOB: 2 BB: 0 P: 30	1B: 12 2B: 3 3B: 0 HR: 1	SF: 1 SAC: 1 DP: 1 HBP: 0	WP: 0 PB: 0 SB: 0 CS: 0	PA: 45	
PITCHER	IP	WLS	BF	H	R	ER	SO	BB	IBB	HBP	BLK	WP	HR	S	P	ERA	WHIP						
38 Joel Hanrahan, R ERA: 6.45	(1, 1)	3.0		7	5	5	1	2	0	0	0	0	1	39	67	15.00	3.000						
Mike Bacsik, L ERA: 4.82	(4, 1)	1.0	4	1	0	0	1	0	0	0	0	0	0	9	14	0.00	1.000						
Winston Abreu, R ERA: 6.14	(5, 1)	1.0	6	3	2	2	0	0	0	0	0	0	0	17	22	18.00	3.000						
Jesus Colome, R ERA: 3.47	(6, 1)	1.0	W	3	0	0	1	0	0	0	0	0	0	8	14	0.00	0.000						
52 Saul Rivera, R ERA: 3.8	(7, 1)	0.2	H	3	1	0	0	0	0	0	0	0	0	8	13	0.00	1.500						
PITCHER	IP	WLS	BF	H	R	ER	SO	BB	IBB	HBP	BLK	WP	HR	S	P	ERA	WHIP						
Arnie Munoz, L ERA:	(7, 1)	0.0		1	0	0	0	0	0	0	0	0	0	0	0								
49 Chris Schroder, R ERA: 2.53	(7, 1)	0.1	H	1	0	0	1	0	0	0	0	0	0	0	0								
Jon Rauch, R ERA: 3.76	(8, 1)	1.0	H	3	0	0	0	1	0	0	0	0	0	8	14	0.00	1.000						
32 Chad Cordero, R ERA: 3.13	(9, 1)	1.0	S	6	3	1	2	0	0	0	0	0	0	8	13	0.00	1.500						

New York Mets @ Washington Nationals
Robert F. Kennedy Memorial Stadium, Washington, DC
livebaseballscorecards.com

AB 40
R 8
H 16
RBI 8
BB 3
SO 6
LOB 15

Tue Sep 18 2007, 7:05 PM EDT
Att. 19,966 - Clear - 71 F

[illegible]

[illegible]



Philadelphia Phillies @ Washington Nationals
Robert F. Kennedy Memorial Stadium, Washington, DC

Batter		1				2				3				4				5				6				7				8				9				AB R H RBI BB SO LOB				BOTTOM			
<div>Felipe Lopez, S</div> <div>OBP: 0.308, SLG: 0.349</div> <div>(1, 6)</div> <div>15 Cristian Guzman, S</div> <div>OBP: 0.382, SLG: 0.468</div> <div>(9, 6)</div>	<div>C</div> <div>B</div> <div>B</div> <div>B</div> <div>B</div> <div>B</div> <div>F</div> <div>F</div> <div>F</div> <div>B</div>	4-2	<div>11</div> <div>FC5-4</div> <div>25</div> <div>BB</div> <div>10</div> <div>1B</div> <div>BB</div>	<div>C</div> <div>X</div>	0-1	<div>10</div> <div>1B</div> <div>1B</div>							<div>B</div> <div>C</div> <div>C</div> <div>C</div> <div>X</div> <div>X</div>	1-2	<div>G4-3</div> <div>③</div>			<div>C</div> <div>C</div> <div>C</div> <div>C</div> <div>S</div> <div>X</div>	0-3	<div>K</div> <div>①</div>				<div>C</div> <div>B</div> <div>S</div> <div>S</div> <div>X</div> <div>X</div>	1-2	<div>F7</div> <div>③</div>					<div>C</div> <div>S</div> <div>X</div>	0-2	<div>G6-3</div> <div>①</div>	4 1 1 0 1 1 1 0 0 0 0 0 0 0	<div>Philadelphia Phillies @ Washington Nationals</div> <div>Robert F. Kennedy Memorial Stadium, Washington, DC</div> <div>livebaseballscorecards.com</div> <div>AB 33</div> <div>R 3</div> <div>H 6</div> <div>RBI 3</div> <div>BB 5</div> <div>SO 5</div> <div>LOB 20</div> <div><div>WASHINGTON</div><div>NATIONALS</div></div>										
<div>10 Ronnie Belliard, R</div> <div>OBP: 0.330, SLG: 0.427</div> <div>(1, 4)</div>	<div>B</div> <div>1</div> <div>S</div> <div>X</div>	1-1	<div>11</div> <div>FC5-4</div> <div>1B</div>	<div>1</div> <div>SAFE</div> <div>F</div> <div>1</div> <div>S</div> <div>1</div> <div>P</div> <div>SAFE</div> <div>X</div>	1-2	<div>1B</div>			<div>C</div> <div>X</div>	0-2	<div>G3-1</div>	<div>C</div> <div>S</div> <div>X</div>	0-2	<div>G6-3</div> <div>②</div>			<div>C</div> <div>S</div> <div>X</div>	0-2	<div>G6-3</div> <div>①</div>	5 0 2 0 0 0 1																									
<div>11 Ryan Zimmerman, R</div> <div>OBP: 0.326, SLG: 0.465</div> <div>(1, 5)</div>	<div>B</div> <div>X</div>	1-0	<div>FC5-4</div> <div>25</div> <div>BB</div> <div>26</div> <div>HBP</div> <div>1-2f</div> <div>2-3</div>	<div>①</div> <div>C</div> <div>B</div> <div>B</div> <div>S</div> <div>S</div> <div>B</div> <div>S</div> <div>S</div> <div>B</div> <div>S</div> <div>B</div>	3-3	<div>K</div> <div>③</div>			<div>B</div> <div>C</div> <div>X</div>	1-1	<div>25</div> <div>BB</div> <div>1B</div> <div>2B</div>	<div>C</div> <div>B</div> <div>C</div> <div>D</div> <div>D</div> <div>B</div> <div>C</div> <div>B</div> <div>B</div> <div>S</div> <div>B</div> <div>B</div>	3-3	<div>K</div> <div>③</div>			<div>B</div> <div>C</div> <div>X</div>	1-1	<div>P3</div> <div>②</div>	5 1 1 0 0 2 5																									
<div>26 Wily Mo Peña, R</div> <div>OBP: 0.315, SLG: 0.444</div> <div>(1, 7)</div> <div>Nook Logan, S</div> <div>OBP: 0.306, SLG: 0.348</div> <div>(7, 8)</div>	<div>H</div>	1-0	<div>25</div> <div>BB</div> <div>HBP</div>			<div>B</div> <div>C</div> <div>X</div>	1-2	<div>G4-3</div> <div>①</div>			<div>S</div> <div>H</div>	1-1	<div>25</div> <div>BB</div> <div>1B</div> <div>HBP</div>	<div>C</div> <div>X</div> <div>C</div> <div>B</div> <div>C</div> <div>X</div>	1-2	<div>G4-3</div> <div>①</div>			<div>B</div> <div>C</div> <div>X</div>	1-1	<div>L4</div> <div>③</div>	1 1 0 0 0 0 0 2 0 0 0 0 0 0																							
<div>Ryan Church, L</div> <div>OBP: 0.346, SLG: 0.454</div> <div>(1, 8)</div> <div>(7, 7)</div>	<div>B</div> <div>S</div> <div>X</div>	1-1	<div>F8</div> <div>②</div>			<div>B</div> <div>B</div> <div>B</div> <div>B</div> <div>B</div>	4-1	<div>25</div> <div>FC5-4</div> <div>BB</div>	<div>C</div> <div>S</div> <div>B</div> <div>C</div> <div>B</div> <div>B</div> <div>S</div> <div>B</div> <div>B</div> <div>B</div>	1-3	<div>K</div> <div>②</div>	<div>C</div> <div>X</div>	0-1	<div>G4-3</div> <div>②</div>			<div>C</div> <div>C</div> <div>X</div>			3 0 0 0 1 1 5																									
<div>25 Austin Kearns, R</div> <div>OBP: 0.352, SLG: 0.405</div> <div>(1, 9)</div>	<div>B</div> <div>B</div> <div>B</div> <div>B</div>	4-0	<div>1B</div> <div>BB</div>	<div>1-2</div> <div>2-3</div> <div>3-H</div>		<div>X</div>	0-0	<div>FC5-4</div> <div>②</div>	<div>B</div> <div>B</div> <div>B</div> <div>B</div> <div>B</div> <div>B</div>	4-0	<div>1B</div> <div>BB</div>	<div>1-2</div> <div>2-3</div>	<div>B</div> <div>B</div> <div>B</div> <div>B</div> <div>B</div> <div>B</div>	0-0	<div>1B</div>	<div>X</div>	0-0	<div>1B</div> <div>③</div>			<div>B</div> <div>C</div> <div>X</div>			2 0 1 1 2 0 1																					
<div>Robert Fick, L</div> <div>OBP: 0.319, SLG: 0.315</div> <div>(1, 3)</div> <div>Tony Batista, R</div> <div>OBP: 0.340, SLG: 0.315</div> <div>(7, PH)</div> <div>(8, 3)</div>	<div>D</div> <div>C</div> <div>X</div>	1-1	<div>F7</div> <div>③</div>			<div>X</div>	0-0	<div>F7</div> <div>③</div>	<div>B</div> <div>C</div> <div>X</div>	0-0	<div>1B</div>	<div>1-2</div> <div>2-H</div> <div>3-H</div> <div>3-H</div>	<div>X</div>	0-0	<div>1B</div> <div>③</div>	<div>B</div> <div>C</div> <div>X</div> <div>C</div> <div>B</div> <div>S</div> <div>X</div> <div>X</div> <div>X</div> <div>X</div> <div>X</div> <div>X</div>	1-1	<div>G1-3</div> <div>③</div>	3 0 1 2 0 0 4 1 0 0 0 0 0 1																										
<div>Brian Schneider, L</div> <div>OBP: 0.322, SLG: 0.332</div> <div>(1, 2)</div> <div>30 Justin Maxwell, R</div> <div>OBP: 0.333, SLG: 0.667</div> <div>(8, PH)</div> <div>3 Jesus Flores, R</div> <div>OBP: 0.312, SLG: 0.374</div> <div>(9, 2)</div>	<div>C</div> <div>B</div> <div>B</div> <div>B</div> <div>B</div> <div>X</div>	3-1	<div>F9</div> <div>①</div>			<div>B</div> <div>X</div>	1-0	<div>F9</div> <div>①</div>	<div>X</div>	0-0	<div>G6-3</div> <div>③</div>			<div>B</div> <div>S</div> <div>B</div> <div>S</div> <div>B</div> <div>S</div> <div>B</div> <div>S</div> <div>B</div> <div>S</div> <div>B</div> <div>S</div> <div>B</div> <div>S</div> <div>B</div> <div>S</div> <div>B</div> <div>S</div> <div>B</div> <div>S</div> <div>B</div> <div>S</div> <div>B</div> <div>S</div> <div>B</div> <div>S</div> <div>B</div> <div>S</div> <div>B</div> <div>S</div> <div>B</div> <div>S</div> <div>B</div> <div>S</div> <div>B</div> <div>S</div> <div>B</div> <div>S</div> <div>B</div> <div>S</div> <div>B</div> <div>S</div> <div>B</div> <div>S</div> <div>B</div> <div>S</div> <div>B</div> <div>S</div> <div>B</div> <div>S</div> <div>B</div> <div>S</div> <div>B</div> <div>S</div> <div>B</div> <div>S</div> <div>B</div> <div>S</div> <div>B</div> <div>S</div> <div>B</div> <div>S</div> <div>B</div> <div>S</div> <div>B</div> <div>S</div> <div>B</div> <div>S</div> <div>B</div> <div>S</div> <div>B</div> <div>S</div> <div>B</div> <div>S</div> <div>B</div> <div>S</div> <div>B</div> <div>S</div> <div>B</div> <div>S</div> <div>B</div> <div>S</div> <div>B</div> <div>S</div> <div>B</div> <div>S</div> <div>B</div> <div>S</div> <div>B</div> <div>S</div> <div>B</div> <div>S</div> <div>B</div> <div>S</div> <div>B</div> <div>S</div> <div>B</div> <div>S</div> <div>B</div> <div>S</div> <div>B</div> <div>S</div> <div>B</div> <div>S</div> <div>B</div> <div>S</div> <div>B</div> <div>S</div> <div>B</div> <div>S</div> <div>B</div> <div>S</div> <div>B</div> <div>S</div> <div>B</div> <div>S</div> <div>B</div> <div>S</div> <div>B</div> <div>S</div> <div>B</div> <div>S</div> <div>B</div> <div>S</div> <div>B</div> <div>S</div> <div>B</div> <div>S</div> <div>B</div> <div>S</div> <div>B</div> <div>S</div> <div>B</div> <div>S</div> <div>B</div> <div>S</div> <div>B</div> <div>S</div> <div>B</div> <div>S</div> <div>B</div> <div>S</div> <div>B</div> <div>S</div> <div>B</div> <div>S</div> <div>B</div> <div>S</div> <div>B</div> <div>S</div> <div>B</div> <div>S</div> <div>B</div> <div>S</div> <div>B</div> <div>S</div> <div>B</div> <div>S</div> <div>B</div> <div>S</div> <div>B</div> <div>S</div> <div>B</div> <div>S</div> <div>B</div> <div>S</div> <div>B</div> <div>S</div> <div>B</div> <div>S</div> <div>B</div> <div>S</div> <div>B</div> <div>S</div> <div>B</div> <div>S</div> <div>B</div> <div>S</div> <div>B</div> <div>S</div> <div>B</div> <div>S</div> <div>B</div> <div>S</div> <div>B</div> <div>S</div> <div>B</div> <div>S</div> <div>B</div> <div>S</div> <div>B</div> <div>S</div> <div>B</div> <div>S</div> <div>B</div> <div>S</div> <div>B</div> <div>S</div> <div>B</div> <div>S</div> <div>B</div> <div>S</div> <div>B</div> <div>S</div> <div>B</div> <div>S</div> <div>B</div> <div>S</div> <div>B</div> <div>S</div> <div>B</div> <div>S</div> <div>B</div> <div>S</div> <div>B</div> <div>S</div> <div>B</div> <div>S</div> <div>B</div> <div>S</div> <div>B</div> <div>S</div> <div>B</div> <div>S</div> <div>B</div> <div>S</div> <div>B</div> <div>S</div> <div>B</div> <div>S</div> <div>B</div> <div>S</div> <div>B</div> <div>S</div> <div>B</div> <div>S</div> <div>B</div> <div>S</div> <div>B</div> <div>S</div> <div>B</div> <div>S</div> <div>B</div> <div>S</div> <div>B</div> <div>S</div> <div>B</div> <div>S</div> <div>B</div> <div>S</div> <div>B</div> <div>S</div> <div>B</div> <div>S</div> <div>B</div> <div>S</div> <div>B</div> <div>S</div> <div>B</div> <div>S</div> <div>B</div> <div>S</div> <div>B</div> <div>S</div> <div>B</div> <div>S</div> <div>B</div> <div>S</div> <div>B</div> <div>S</div> <div>B</div> <div>S</div> <div>B</div> <div>S</div> <div>B</div> <div>S</div> <div>B</div> <div>S</div> <div>B</div> <div>S</div> <div>B</div> <div>S</div> <div>B</div> <div>S</div> <div>B</div> <div>S</div> <div>B</div> <div>S</div> <div>B</div> <div>S</div> <div>B</div> <div>S</div> <div>B</div> <div>S</div> <div>B</div> <div>S</div> <div>B</div> <div>S</div> <div>B</div> <div>S</div> <div>B</div> <div>S</div> <div>B</div> <div>S</div> <div>B</div> <div>S</div> <div>B</div> <div>S</div> <div>B</div> <div>S</div> <div>B</div> <div>S</div> <div>B</div> <div>S</div> <div>B</div> <div>S</div> <div>B</div> <div>S</div> <div>B</div> <div>S</div> <div>B</div> <div>S</div> <div>B</div> <div>S</div> <div>B</div> <div>S</div> <div>B</div> <div>S</div> <div>B</div> <div>S</div> <div>B</div> <div>S</div> <div>B</div> <div>S</div> <div>B</div> <div>S</div> <div>B</div> <div>S</div> <div>B</div> <div>S</div> <div>B</div> <div>S</div> <div>B</div> <div>S</div> <div>B</div> <div>S</div> <div>B</div> <div>S</div> <div>B</div> <div>S</div> <div>B</div> <div>S</div> <div>B</div> <div>S</div> <div>B</div> <div>S</div> <div>B</div> <div>S</div> <div>B</div> <div>S</div> <div>B</div> <div>S</div> <div>B</div> <div>S</div> <div>B</div> <div>S</div> <div>B</div> <div>S</div> <div>B</div> <div>S</div> <div>B</div> <div>S</div> <div>B</div> <div>S</div> <div>B</div> <div>S</div> <div>B</div> <div>S</div> <div>B</div> <div>S</div> <div>B</div> <div>S</div> <div>B</div> <div>S</div> <div>B</div> <div>S</div> <div>B</div> <div>S</div> <div>B</div> <div>S</div> <div>B</div> <div>S</div> <div>B</div> <div>S</div> <div>B</div> <div>S</div> <div>B</div> <div>S</div> <div>B</div> <div>S</div> <div>B</div> <div>S</div> <div>B</div> <div>S</div> <div>B</div> <div>S</div> <div>B</div> <div>S</div> <div>B</div> <div>S</div> <div>B</div> <div>S</div> <div>B</div> <div>S</div> <div>B</div> <div>S</div> <div>B</div> <div>S</div> <div>B</div> <div>S</div> <div>B</div> <div>S</div> <div>B</div> <div>S</div> <div>B</div> <div>S</div> <div>B</div> <div>S</div> <div>B</div> <div>S</div> <div>B</div> <div>S</div> <div>B</div> <div>S</div> <div>B</div> <div>S</div> <div>B</div> <div>S</div> <div>B</div> <div>S</div> <div>B</div> <div>S</div> <div>B</div> <div>S</div> <div>B</div> <div>S</div> <div>B</div> <div>S</div> <div>B</div> <div>S</div> <div>B</div> <div>S</div> <div>B</div> <div>S</div> <div>B</div> <div>S</div> <div>B</div> <div>S</div>																															

Batter	1				2				3				4				5				6				7				8				9				10				AB R H RBI BB SO LOB	TOP
11 Jimmy Rollins, S OBP: 0.344, SLG: 0.528	<div>1-2</div> <div>F7</div> <div><div>1</div><div>2</div><div>3</div><div>4</div><div>5</div><div>6</div><div>7</div><div>8</div><div>9</div><div>10</div></div>				<div>1-2</div> <div>P4</div> <div><div>1</div><div>2</div><div>3</div><div>4</div><div>5</div><div>6</div><div>7</div><div>8</div><div>9</div><div>10</div></div>												<div>0-0</div> <div>F9</div> <div><div>1</div><div>2</div><div>3</div><div>4</div><div>5</div><div>6</div><div>7</div><div>8</div><div>9</div><div>10</div></div>								<div>1-1</div> <div><div>1B</div></div>								<div>1-1</div> <div>F7</div> <div><div>1</div><div>2</div><div>3</div><div>4</div><div>5</div><div>6</div><div>7</div><div>8</div><div>9</div><div>10</div></div>								5 0 1 0 0 0 1	Philadelphia Phillies @ Washington Nationals Robert F. Kennedy Memorial Stadium, Washington, DC Sat Sep 22 2007, 7:05 PM EDT Att. 26,412 - Clear - 81 F
26 Chase Utley, L OBP: 0.414, SLG: 0.571	<div>2-1</div> <div><div>HR</div></div>								<div>1-1</div> <div><div>1B</div></div>								<div>2-2</div> <div>G6-3</div> <div><div>1</div><div>2</div><div>3</div><div>4</div><div>5</div><div>6</div><div>7</div><div>8</div><div>9</div><div>10</div></div>								<div>1-1</div> <div>G4-3</div> <div><div>1</div><div>2</div><div>3</div><div>4</div><div>5</div><div>6</div><div>7</div><div>8</div><div>9</div><div>10</div></div>								<div>1-1</div> <div><div>6</div><div>1B</div><div>BB</div></div>	5 2 3 1 0 0 1								
Pat Burrell, R OBP: 0.403, SLG: 0.508 Michael Bourn, L OBP: 0.341, SLG: 0.371	<div>0-0</div> <div><div>1B</div></div>								<div>2-2</div> <div>F9</div> <div><div>1</div><div>2</div><div>3</div><div>4</div><div>5</div><div>6</div><div>7</div><div>8</div><div>9</div><div>10</div></div>								<div>3-3</div> <div>K</div> <div><div>1</div><div>2</div><div>3</div><div>4</div><div>5</div><div>6</div><div>7</div><div>8</div><div>9</div><div>10</div></div>								<div>1-2</div> <div>K</div> <div><div>1</div><div>2</div><div>3</div><div>4</div><div>5</div><div>6</div><div>7</div><div>8</div><div>9</div><div>10</div></div>								<div>4-0</div> <div><div>6</div><div>1B</div><div>FC5-2</div><div>BB</div></div>	4 0 1 0 1 2 1 0 0 0 0 0 0 0								
6 Ryan Howard, L OBP: 0.387, SLG: 0.565	<div>3-3</div> <div><div>1B</div></div>								<div>1-3</div> <div>K</div> <div><div>1</div><div>2</div><div>3</div><div>4</div><div>5</div><div>6</div><div>7</div><div>8</div><div>9</div><div>10</div></div>												<div>3-3</div> <div><div>1B</div></div>								<div>1-2</div> <div><div>8</div><div>1B</div><div>FC5-2</div><div>28 BB</div></div>	5 1 1 1 0 4 2												
Aaron Rowand, R OBP: 0.380, SLG: 0.522	<div>2-2</div> <div><div>1B</div></div>								<div>2-1</div> <div><div>1B</div></div>								<div>0-0</div> <div><div>2B</div></div>								<div>3-2</div> <div><div>BB</div></div>								<div>3-1</div> <div><div>FC5-2</div><div>28 BB</div><div>51 1B</div></div>	5 1 4 0 0 0 2								
19 Greg Dobbs, L OBP: 0.331, SLG: 0.463 Abraham Nunez, S OBP: 0.320, SLG: 0.286 8 Shane Victorino, S OBP: 0.350, SLG: 0.425 Wes Helms, R OBP: 0.301, SLG: 0.373	<div>0-3</div> <div><div>1B</div></div>								<div>2-3</div> <div>K</div> <div><div>1</div><div>2</div><div>3</div><div>4</div><div>5</div><div>6</div><div>7</div><div>8</div><div>9</div><div>10</div></div>								<div>0-2</div> <div>P6</div> <div><div>1</div><div>2</div><div>3</div><div>4</div><div>5</div><div>6</div><div>7</div><div>8</div><div>9</div><div>10</div></div>								<div>4-2</div> <div><div>1B</div></div>								<div>1-1</div> <div><div>28 BB</div><div>51 1B</div></div>	3 0 0 0 0 2 5 0 0 0 0 1 0 0 1 0 1 0 0 0 0 0 0 0 0 0 0 0								
28 Jayson Werth, R OBP: 0.418, SLG: 0.464					<div>0-1</div> <div><div>38 SH1-4</div><div>1B</div></div>								<div>1-3</div> <div>K</div> <div><div>1</div><div>2</div><div>3</div><div>4</div><div>5</div><div>6</div><div>7</div><div>8</div><div>9</div><div>10</div></div>												<div>1-3</div> <div>K</div> <div><div>1</div><div>2</div><div>3</div><div>4</div><div>5</div><div>6</div><div>7</div><div>8</div><div>9</div><div>10</div></div>								<div>4-0</div> <div><div>51 1B</div></div>	4 0 1 1 1 2 3								
27 Chris Coste, R OBP: 0.308, SLG: 0.422					<div>0-0</div> <div>L4</div> <div><div>1</div><div>2</div><div>3</div><div>4</div><div>5</div><div>6</div><div>7</div><div>8</div><div>9</div><div>10</div></div>								<div>2-1</div> <div>G6-3</div> <div><div>1</div><div>2</div><div>3</div><div>4</div><div>5</div><div>6</div><div>7</div><div>8</div><div>9</div><div>10</div></div>								<div>2-1</div> <div>F9</div> <div><div>1</div><div>2</div><div>3</div><div>4</div><div>5</div><div>6</div><div>7</div><div>8</div><div>9</div><div>10</div></div>								<div>2-3</div> <div>K</div> <div><div>1</div><div>2</div><div>3</div><div>4</div><div>5</div><div>6</div><div>7</div><div>8</div><div>9</div><div>10</div></div>	5 0 0 0 0 1 4												
38 Kyle Kendrick, R 4 Pete Laffore, L 16 J.C. Romero, S 56 Geoff Geary, R 45 Tom Gordon, R Tadahito Iguchi, R 39 Brett Myers, R 51 Carlos Ruiz, R 55 Clay Condrey, R					<div>0-1</div> <div>SH1-4</div> <div><div>1</div><div>2</div><div>3</div><div>4</div><div>5</div><div>6</div><div>7</div><div>8</div><div>9</div><div>10</div></div>								<div>0-2</div> <div>G4-3</div> <div><div>1</div><div>2</div><div>3</div><div>4</div><div>5</div><div>6</div><div>7</div><div>8</div><div>9</div><div>10</div></div>								<div>2-2</div> <div>F7</div> <div><div>1</div><div>2</div><div>3</div><div>4</div><div>5</div><div>6</div><div>7</div><div>8</div><div>9</div><div>10</div></div>								<div>1-2</div> <div><div>1B</div></div>	1 0 0 0 0 0 0 0 1 0 1 0 0 0 0 0 0 0 1 0 0 1 1 0 0 0 0 0 0 0 0 0 0 0 0												
Inning Stats	R: 1 E: 0 K: 2 S: 17	H: 3 LOB: 2 BB: 0 P: 25	R: 0 E: 0 K: 0 S: 8	H: 1 LOB: 1 BB: 0 P: 9	R: 0 E: 0 K: 2 S: 15	H: 2 LOB: 2 BB: 0 P: 23	R: 0 E: 0 K: 1 S: 9	H: 0 LOB: 0 BB: 0 P: 12	R: 0 E: 0 K: 1 S: 7	H: 1 LOB: 1 BB: 0 P: 13	R: 0 E: 0 K: 0 S: 9	H: 1 LOB: 2 BB: 1 P: 15	R: 0 E: 0 K: 3 S: 18	H: 1 LOB: 2 BB: 1 P: 29	R: 0 E: 0 K: 0 S: 6	H: 0 LOB: 0 BB: 0 P: 10	R: 3 E: 0 K: 1 S: 19	H: 4 LOB: 2 BB: 2 P: 36	1B: 11 2B: 1 3B: 0 HR: 1	SF: 0 SAC: 1 DP: 0 HBP: 0	WP: 0 PB: 0 SB: 0 CS: 0	PA: 45																				
PITCHER Tim Redding, R ERA: 3.53 Annie Munoz, L ERA: 4.5 Jon Rauch, R ERA: 3.72 32 Chad Cordero, R ERA: 3.08 49 Chris Schroder, R ERA: 3.3	IP 6.2	WLS 28	BF 28	H 8	R 1	ER 1	SO 7	BB 0	IBB 0	HBP 0	BLK 0	WP 0	HR 1	S 72	P 106	ERA 1.35	WHIP 1.200																									
	(7, 1)	0.1	1	0	0	0	0	0	0	0	0	0	0	2	3	0.00	0.000																									
	(8, 1)	1.0	5	1	0	0	3	1	0	0	0	0	0	18	29	0.00	2.000																									
	(9, 1)	1.0	3	0	0	0	0	0	0	0	0	0	0	6	10	0.00	0.000																									
	(10, 1)	0.0	L	3	2	3	0	1	0	0	0	0	0	7	13	∞	∞																									
PITCHER Jesus Colome, R ERA: 3.39 Jonathan Albaladejo, R ERA: 2.53	IP 0.1	WLS 3	BF 3	H 1	R 0	ER 0	SO 0	BB 0	IBB 0	HBP 0	BLK 0	WP 0	HR 0	S 0	P 12	ERA 0.00	WHIP 6.000																									
	(10, 1)	0.2	2	1	0	0	1	0	0	0	0	0	0	8	11	0.00	1.500																									

Batter	1	2	3	4	5	6	7	8	9	10	AB R H RBI BB SO LOB	BOTTOM
<div>Nook Logan, S</div> <div>OBP: 0.305, SLG: 0.346</div> <div>(1, 8)</div>	<div>0-3</div> <div>K</div> <div>1</div>		<div>1-3</div> <div>K</div> <div>2</div>			<div>0-2</div> <div>G6-3</div> <div>2</div>		<div>0-1</div> <div>L6</div> <div>1</div>		<div>2-2</div> <div>11 DI</div> <div>1B</div>	5 0 1 0 0 2 3	<div>Philadelphia Phillies @ Washington Nationals</div> <div>Robert F. Kennedy Memorial Stadium, Washington, DC</div> <div>livebaseballscorecards.com</div> <div><div>AB39</div><div>R1</div><div>H8</div><div>RBI0</div><div>BB1</div><div>SO10</div><div>LOB19</div></div> <div><div>WASHINGTON</div><div>NATIONALS</div></div>
<div>Felipe Lopez, S</div> <div>OBP: 0.305, SLG: 0.346</div> <div>(1, 6)</div>	<div>0-0</div> <div>G4-3</div> <div>2</div>		<div>1-1</div> <div>F8</div> <div>3</div>		<div>0-1</div> <div>L8</div> <div>3</div>		<div>0-1</div> <div>FC4-2</div> <div>2</div>		<div>1-2</div> <div>F9</div> <div>1</div>	5 0 0 0 0 0 4		
<div>11 Ryan Zimmerman, R</div> <div>OBP: 0.325, SLG: 0.463</div> <div>(1, 5)</div>	<div>2-3</div> <div>K</div> <div>3</div>			<div>0-3</div> <div>K</div> <div>1</div>		<div>1-1</div> <div>10 E</div> <div>1B</div>	<div>2-3</div> <div>K</div> <div>3</div>		<div>2-1</div> <div>G6-3</div> <div>2</div>	5 1 1 0 0 3 4		
<div>25 Austin Kearns, R</div> <div>OBP: 0.349, SLG: 0.402</div> <div>(1, 9)</div>		<div>0-0</div> <div>G1-3</div> <div>1</div>		<div>1-3</div> <div>K</div> <div>2</div>		<div>2-3</div> <div>K</div> <div>1</div>		<div>3-2</div> <div>G3-1</div> <div>1</div>		<div>3-2</div> <div>L9</div> <div>3</div>	5 0 0 0 0 2 2	
<div>Ryan Church, L</div> <div>OBP: 0.348, SLG: 0.454</div> <div>(1, 7)</div>		<div>2-2</div> <div>L8</div> <div>2</div>		<div>1-1</div> <div>10 1B</div> <div>1B</div>		<div>1-2</div> <div>10 FC5-4</div> <div>1B</div>		<div>2-3</div> <div>K</div> <div>2</div>			4 0 2 0 0 1 0	
<div>10 Ronnie Belliard, R</div> <div>OBP: 0.331, SLG: 0.427</div> <div>(1, 4)</div>		<div>2-2</div> <div>1B</div> <div>1B</div>		<div>2-2</div> <div>1B</div> <div>1B</div>		<div>0-0</div> <div>FC5-4</div> <div>2</div>		<div>2-3</div> <div>K</div> <div>3</div>			4 0 2 0 0 1 1	
<div>Robert Fick, L</div> <div>OBP: 0.317, SLG: 0.314</div> <div>(1, 3)</div>		<div>0-1</div> <div>1B</div> <div>1B</div>		<div>3-2</div> <div>F9</div> <div>3</div>		<div>1-1</div> <div>F9</div> <div>3</div>			<div>1-2</div> <div>G4-3</div> <div>1</div>	4 0 1 0 0 0 3		
<div>Brian Schneider, L</div> <div>OBP: 0.322, SLG: 0.338</div> <div>15 Cristian Guzman, S</div> <div>OBP: 0.382, SLG: 0.468</div> <div>3 Jesus Flores, R</div> <div>OBP: 0.310, SLG: 0.372</div> <div>(1, 2)</div> <div>(7, PR)</div> <div>(8, 2)</div>	<div>2-2</div> <div>G3</div> <div>3</div>			<div>1-0</div> <div>G1-3</div> <div>1</div>		<div>2-2</div> <div>FC4-2</div> <div>3B</div>		<div>2-3</div> <div>K</div> <div>2</div>	<div>1-0</div> <div>F9</div> <div>3</div>	3 0 1 0 0 0 2 0 0 0 0 0 0 0 1 0 0 0 0 1 0		
<div>Tim Redding, R</div> <div>Arnie Munoz, L</div> <div>Tony Batista, R</div> <div>30 Justin Maxwell, R</div> <div>Jon Rauch, R</div> <div>32 Chad Cordero, R</div> <div>D'Angelo Jimenez, S</div> <div>49 Chris Schwindel, R</div> <div>Jesus Colome, R</div> <div>Jonathan Albaladejo, R</div> <div>(1, 5)</div> <div>(2, 5)</div> <div>(3, 5)</div> <div>(4, 5)</div> <div>(5, 5)</div> <div>(6, 5)</div> <div>(7, 5)</div> <div>(8, 5)</div> <div>(9, 5)</div> <div>(10, 5)</div>			<div>0-2</div> <div>G1-3</div> <div>1</div>		<div>2-1</div> <div>E7</div> <div>3</div>		<div>4-2</div> <div>FC4-2</div> <div>BB</div>		<div>1-0</div> <div>F9</div> <div>3</div>	2 0 1 0		
<div>Inning Stats</div>	<div>R: 0 E: 0 K: 2 S: 7</div> <div>H: 0 LOB: 0 BB: 0 P: 9</div>	<div>R: 0 E: 0 K: 0 S: 15</div> <div>H: 2 LOB: 2 BB: 0 P: 21</div>	<div>R: 0 E: 0 K: 1 S: 8</div> <div>H: 0 LOB: 0 BB: 0 P: 10</div>	<div>R: 0 E: 0 K: 2 S: 17</div> <div>H: 2 LOB: 2 BB: 0 P: 24</div>	<div>R: 0 E: 1 K: 0 S: 9</div> <div>H: 0 LOB: 1 BB: 0 P: 12</div>	<div>R: 1 E: 1 K: 1 S: 12</div> <div>H: 2 LOB: 1 BB: 0 P: 17</div>	<div>R: 0 E: 0 K: 1 S: 13</div> <div>H: 1 LOB: 3 BB: 1 P: 22</div>	<div>R: 0 E: 0 K: 2 S: 10</div> <div>H: 0 LOB: 0 BB: 0 P: 17</div>	<div>R: 0 E: 0 K: 1 S: 7</div> <div>H: 0 LOB: 0 BB: 0 P: 11</div>	<div>R: 0 E: 0 K: 0 S: 12</div> <div>H: 1 LOB: 1 BB: 0 P: 20</div>	<div>1B: 7 2B: 0 3B: 1 HR: 0</div> <div>SF: 0 SAC: 0 DP: 0 HBP: 0</div>	<div>WP: 0 PB: 0 SB: 0 CS: 0</div> <div>PA: 40</div>
<div>PITCHER</div> <div>38 Kyle Kendrick, R</div> <div>ERA: 3.83</div> <div>(1, 1)</div>	<div>IP6.0 WLS0.2 BF4 H1 R0 ER0 SO1 BB0 IBB0 HBP0 BLK0 WP0 HR0 S9 P16 ERA0.00 WHIP1.000</div>		<div>PITCHER</div> <div>55 Clay Condrey, R</div> <div>ERA: 5.21</div> <div>(10, 1)</div>	<div>IP1.0 WLS BF4 H1 R0 ER0 SO0 BB0 IBB0 HBP0 BLK0 WP0 HR0 S12 P20 ERA0.00 WHIP1.000</div>								

Batter	1												2				3				4				5				6				7				8				9				AB R H RBI BB SO LOB								TOP																																	
11 Jimmy Rollins, S OBP: 0.343, SLG: 0.526	<div>3-2</div> <div>G6-3</div> <div></div>																<div>1-0</div> <div></div> <div>1-2</div> <div>1B</div>								<div>1-2</div> <div>P6</div> <div></div>				<div>1-2</div> <div>G4-3</div> <div></div>								<div>2-2</div> <div>F9</div> <div></div>								5 0 1 0 0 0 3								<div>Philadelphia Phillies @ Washington Nationals</div> <div>Robert F. Kennedy Memorial Stadium, Washington, DC</div> <div>Sun Sep 23 2007, 12:05 PM EDT</div> <div>Att. 40,519 - Sunny - 78 F</div>																																	
26 Chase Utley, L OBP: 0.414, SLG: 0.571	<div>3-2</div> <div>K</div> <div></div>																<div>2-3</div> <div>K</div> <div></div>								<div>4-1</div> <div>6 BB 1B</div> <div>1-2</div> <div>BB</div>								<div>2-1</div> <div>P4</div> <div></div>								<div>2-1</div> <div>1B 2B</div> <div></div>				4 1 1 0 1 2 2																																									
Pat Burrell, R OBP: 0.404, SLG: 0.507	<div>3-2</div> <div>P3</div> <div></div>																				<div>1-1</div> <div>6 BB</div> <div>1-2</div> <div>1B</div>								<div>4-2</div> <div>6 BB</div> <div>BB</div>								<div>2-3</div> <div>K</div> <div></div>				3 0 1 1 1 1 0																																													
Michael Bourn, L OBP: 0.341, SLG: 0.371	<div>7, 7</div> <div></div> <div></div>																				<div>1-2</div> <div>2-H</div> <div>1B</div>								<div>4-1</div> <div>BB</div> <div>BB</div>								<div>1-2</div> <div>BB</div> <div>BB</div>				0 0 0 0 0 0 0																																													
8 Shane Victorino, S OBP: 0.350, SLG: 0.424	<div>9, PH</div> <div></div> <div></div>																				<div>4-0</div> <div>BB</div> <div>FC6-4</div> <div>BB</div>								<div>0-0</div> <div>BB</div> <div>F8</div>								<div>1-2</div> <div>2-H</div> <div>1B</div>				1 0 0 0 0 1 1																																													
6 Ryan Howard, L OBP: 0.388, SLG: 0.563	<div>1, 3</div> <div></div> <div></div>												<div>3-2</div> <div>F7</div> <div></div>				<div>2-3</div> <div>K</div> <div></div>				<div>4-1</div> <div>19 1B</div> <div>BB</div>				<div>1-2</div> <div>2-3</div> <div>BB</div>								<div>4-1</div> <div>BB</div> <div>BB</div>				<div>1-2</div> <div>BB</div> <div>BB</div>				<div>4-1</div> <div>1B</div> <div>BB</div>				2 0 0 0 3 1 0																																									
Aaron Rowand, R OBP: 0.380, SLG: 0.520	<div>1, 8</div> <div></div> <div></div>												<div>2-3</div> <div>K</div> <div></div>				<div>1-1</div> <div>BB</div> <div>BB</div>				<div>0-0</div> <div>FC6-4</div> <div>1-2</div> <div>BB</div>				<div>1-2</div> <div>BB</div> <div>F8</div>								<div>1-2</div> <div>2-H</div> <div>1B</div>				4 0 1 1 1 1 5																																																	
19 Greg Dobbs, L OBP: 0.334, SLG: 0.483	<div>6, 1</div> <div></div> <div></div>												<div>2-3</div> <div>K</div> <div></div>				<div>1-1</div> <div>1B</div> <div>1-2</div> <div>1B</div>				<div>0-3</div> <div>28 E 51 1B 28 E</div> <div>BB</div>				<div>1-1</div> <div>F8</div> <div></div>								<div>0-3</div> <div>K</div> <div></div>				2 1 1 0 1 1 0																																																	
Antonio Alfonseca, R	<div>7, PH</div> <div></div> <div></div>												<div>2-1</div> <div>F9</div> <div></div>				<div>1-3</div> <div>K</div> <div></div>				<div>0-3</div> <div>K</div> <div>1-3</div> <div>K</div>								<div>1-3</div> <div>K</div> <div></div>				<div>2-3</div> <div>K</div> <div></div>				0 0 0 0 0 0 0																																																	
56 Geoff Geary, R	<div>7, PH</div> <div></div> <div></div>												<div>3-2</div> <div>G5-3</div> <div></div>				<div>0-0</div> <div>P3</div> <div></div>				<div>2-2</div> <div>1B</div> <div>3-H</div> <div>1B</div>								<div>2-3</div> <div>K</div> <div></div>								<div>2-3</div> <div>K</div> <div></div>				0 0 0 0 0 0 0																																													
Tadahito Iguchi, R	<div>7, 1</div> <div></div> <div></div>												<div>2-2</div> <div>11 1B</div> <div>1B</div>				<div>4-1</div> <div>26 BB</div> <div>1B</div> <div>BB</div>				<div>2-1</div> <div>P5</div> <div></div>								<div>3-2</div> <div>1B</div> <div></div>								<div>1 1 1 0 1 0 0</div>																																																	
Kyle Lohse, R	<div>8, 1</div> <div></div> <div></div>																																				<div>1 0 0 0 0 0 1</div>																																																	
48 Kane Davis, R	<div>8, 1</div> <div></div> <div></div>																																				<div>1 0 1 0 0 0 0</div>																																																	
55 Clay Condrey, R	<div>9, PH</div> <div></div> <div></div>																																																																																					
Wes Helms, R	<div>9, PH</div> <div></div> <div></div>																																																																																					
28 Jayson Werth, R OBP: 0.410, SLG: 0.455	<div>1, 9</div> <div></div> <div></div>																<div>2-1</div> <div>F9</div> <div></div>				<div>1-3</div> <div>K</div> <div></div>												<div>2-3</div> <div>K</div> <div></div>				5 0 0 0 0 4 5								<div>AB 35</div>																																									
51 Carlos Ruiz, R OBP: 0.336, SLG: 0.396	<div>1, 2</div> <div></div> <div></div>																<div>3-2</div> <div>G5-3</div> <div></div>				<div>0-0</div> <div>P3</div> <div></div>				<div>2-2</div> <div>1B</div> <div>3-H</div> <div>1B</div>								<div>2-3</div> <div>K</div> <div></div>				<div>2-3</div> <div>K</div> <div></div>				4 0 1 1 0 1 0								<div>R 3</div>																																					
35 Cole Hamels, L OBP: 0.172, SLG: 0.180	<div>1, 1</div> <div></div> <div></div>																<div>2-2</div> <div>11 1B</div> <div>1B</div>				<div>4-1</div> <div>26 BB</div> <div>1B</div> <div>BB</div>				<div>2-1</div> <div>P5</div> <div></div>								<div>3-2</div> <div>1B</div> <div></div>								1 1 1 0 1 0 0								<div>H 8</div>																																					
4 Pete Laforest, L OBP: 0.415, SLG: 0.412	<div>6, PH</div> <div></div> <div></div>																																								0 0 0 0 0 0 0								<div>RBI 3</div>																																					
Abraham Nunez, S OBP: 0.322, SLG: 0.289	<div>6, 5</div> <div></div> <div></div>																																												1 0 1 0 0 0 0								<div>BB 8</div>																																	
Inning Stats	R: 0 E: 0 K: 1 S: 11				H: 0 LOB: 0 BB: 0 P: 20				R: 0 E: 0 K: 2 S: 10				H: 0 LOB: 0 BB: 0 P: 17				R: 0 E: 0 K: 1 S: 13				H: 2 LOB: 2 BB: 0 P: 23				R: 0 E: 0 K: 3 S: 15				H: 1 LOB: 2 BB: 1 P: 25				R: 1 E: 0 K: 0 S: 9				H: 1 LOB: 3 BB: 3 P: 23				R: 1 E: 2 K: 1 S: 13				H: 1 LOB: 1 BB: 1 P: 22				R: 0 E: 0 K: 0 S: 8				H: 0 LOB: 2 BB: 2 P: 19				R: 0 E: 0 K: 2 S: 13				H: 1 LOB: 1 BB: 0 P: 21				R: 1 E: 0 K: 3 S: 18				H: 2 LOB: 2 BB: 1 P: 29				1B: 7 2B: 1 3B: 0 HR: 0				SF: 0 SAC: 0 DP: 0 HBP: 0				WP: 0 PB: 0 SB: 0 CS: 0				PA: 43	
PITCHER	IP WLS BF H R ER SO BB IBB HBP BLK WP HR S P ERA WHIP												PITCHER												IP WLS BF H R ER SO BB IBB HBP BLK WP HR S P ERA WHIP																																																													
38 Joel Hanrahan, R ERA: 6.02	(1, 1) 4.2 0 21 4 1 1 7 3 0 0 0 0 0 57 103 1.93 1.500												(7, 1) Jon Rauch, R ERA: 3.64												1.2 0 6 1 0 0 2 0 0 0 0 0 16 25 0.00 0.600																																																													
Mike Bacsik, L ERA: 4.76	(5, 1) 0.0 1 0 0 0 0 1 0 0 0 0 0 0 4 ∞ ∞												(9, 1) 32 Chad Cordero, R ERA: 3.16												1.0 S 6 2 1 1 3 1 0 0 0 0 0 18 29 9.00 3.000																																																													
52 Saul Rivera, R ERA: 3.65	(5, 1) 0.1 1 0 0 0 0 0 0 0 0 0 0 0 1 1 0.00 0.000																																																																																					
Luis Ayala, R ERA: 3.4	(6, 1) 1.0 W 5 1 1 0 1 1 0 0 0 0 0 0 0 13 22 0.00 2.000																																																																																					
Arnie Munoz, L ERA: 4.15	(7, 1) 0.1 H 3 0 0 0 0 2 0 0 0 0 0 0 0 5 15 0.00 6.000																																																																																					

Batter	1				2				3				4				5				6				7				8				9				AB R H RBI BB SO LOB												BOTTOM																																																																																															
D'Angelo Jimenez, S OBP: 0.384, SLG: 0.374 Felipe Lopez, S OBP: 0.305, SLG: 0.346	<div>1-2</div> <div><div><div>11</div><div>G6-3</div><div>25</div><div>1B</div><div>10</div><div>BB</div></div></div> <div>1B</div>								<div>4-2</div> <div><div><div>10</div><div>S</div></div></div> <div>BB</div>												<div>1-1</div> <div><div><div>E9</div><div>25</div><div>1B</div></div></div> <div>2B</div>				<div>2-2</div> <div><div><div>G1-3</div></div></div>												3 2 2 0 1 0 0 0 0 0 0 0 0 0				<div>Philadelphia Phillies @ Washington Nationals</div> <div>Robert F. Kennedy Memorial Stadium, Washington, DC</div> <div>Sun Sep 23 2007, 12:05 PM EDT</div> <div>Att. 40,519 - Sunny - 78 F</div> <div>livebaseballscorecards.com</div>																																																																																																							
10 Ronnie Belliard, R OBP: 0.333, SLG: 0.426	<div>4-0</div> <div><div><div>11</div><div>G6-3</div></div></div> <div>BB</div>								<div>1-2</div> <div><div><div>K</div></div></div>								<div>4-1</div> <div><div><div>BB</div><div>25</div><div>1B</div><div>3</div><div>HBP</div></div></div> <div>BB</div>				<div>2-1</div> <div><div><div>F7</div></div></div>				2 1 0 0 2 1 1																																																																																																																							
11 Ryan Zimmerman, R OBP: 0.324, SLG: 0.461	<div>1-1</div> <div><div><div>G6-3</div></div></div>								<div>1-2</div> <div><div><div>L3</div></div></div>								<div>0-0</div> <div><div><div>P6</div></div></div>				<div>1-0</div> <div><div><div>25</div><div>1B</div><div>1B</div></div></div>				4 1 1 0 0 0 5																																																																																																																							
25 Austin Kearns, R OBP: 0.351, SLG: 0.404	<div>0-0</div> <div><div><div>1B</div></div></div>												<div>2-2</div> <div><div><div>3</div><div>HBP</div><div>BB</div></div></div> <div>1B</div>				<div>2-0</div> <div><div><div>1B</div><div>SF9</div><div>1B</div></div></div>				4 1 3 2 0 0 0																																																																																																																											
Tony Batista, R OBP: 0.346, SLG: 0.308 Robert Fick, L OBP: 0.321, SLG: 0.317	<div>0-1</div> <div><div><div>P5</div></div></div>								<div>3-3</div> <div><div><div>K</div></div></div>				<div>4-1</div> <div><div><div>3</div><div>HBP</div></div></div> <div>BB</div>				<div>3-1</div> <div><div><div>26</div><div>1B</div><div>1B</div></div></div>				2 0 0 0 1 1 1 1 0 1 1 0 0 0																																																																																																																											
3 Jesus Flores, R OBP: 0.311, SLG: 0.368 Brian Schneider, L OBP: 0.321, SLG: 0.338					<div>1-2</div> <div><div><div>K</div></div></div>								<div>3-2</div> <div><div><div>K</div></div></div>				<div>2-1</div> <div><div><div>G4-6-3</div><div>HBP</div></div></div>				<div>0-1</div> <div><div><div>SF9</div></div></div>				2 0 0 1 0 2 0 0 0 0 1 0 0 0																																																																																																																							
30 Justin Maxwell, R OBP: 0.273, SLG: 0.545 Ryan Church, L OBP: 0.347, SLG: 0.453 Amie Munoz, L Jon Rauch, R 26 Willy Mo Peña, R OBP: 0.318, SLG: 0.466 32 Chad Cordero, R	<div>1-2</div> <div><div><div>G6-3</div></div></div>								<div>1-2</div> <div><div><div>G6-3</div></div></div>				<div>0-3</div> <div><div><div>K</div></div></div>				<div>0-0</div> <div><div><div>G4-6-3</div></div></div>				<div>2-2</div> <div><div><div>FC6-4</div><div>1B</div></div></div>				2 0 0 0 0 1 0 1 0 0 0 0 0 3 0 0 0 0 0 0 0 0 0 0 0 0 0 0 1 0 1 0 0 0 0 0 0 0 0 0 0 0																																																																																																																							
Nook Logan, S OBP: 0.301, SLG: 0.342	<div>0-0</div> <div><div><div>B1-3</div></div></div>												<div>2-3</div> <div><div><div>K</div></div></div>								<div>0-1</div> <div><div><div>G6-3</div></div></div>				<div>0-1</div> <div><div><div>FC6-4</div></div></div>				4 0 0 0 0 1 2																																																																																																																			
38 Joel Hanrahan, R OBP: 0.286, SLG: 0.571 Mike Bacsik, L OBP: 0.136, SLG: 0.143 52 Saul Rivera, S 15 Cristian Guzman, S OBP: 0.389, SLG: 0.466 Luis Ayala, R Ryan Langerhans, L OBP: 0.263, SLG: 0.284	<div>1-1</div> <div><div><div>F8</div></div></div>												<div>1-1</div> <div><div><div>G3</div></div></div>				<div>0-3</div> <div><div><div>K</div></div></div>								1 0 1 0 0 0 0 0 0 0 0 0 0 0 0 0 1 0 0 0 0 1 0																																																																																																																							
Inning Stats	R: 1 E: 0 K: 0 S: 10				H: 2 LOB: 1 BB: 1 P: 16				R: 0 E: 0 K: 1 S: 8				H: 0 LOB: 0 BB: 0 P: 10				R: 0 E: 0 K: 1 S: 12				H: 0 LOB: 1 BB: 1 P: 19				R: 0 E: 0 K: 2 S: 13				H: 0 LOB: 0 BB: 0 P: 19				R: 0 E: 1 K: 0 S: 12				H: 2 LOB: 2 BB: 2 P: 25				R: 0 E: 0 K: 1 S: 9				H: 0 LOB: 0 BB: 0 P: 11				R: 2 E: 0 K: 0 S: 13				H: 4 LOB: 2 BB: 0 P: 23				1B: 7 2B: 1 3B: 0 HR: 0				SF: 1 SAC: 0 DP: 2 HBP: 1				WP: 0 PB: 0 SB: 1 CS: 0				PA: 35																																																																											
PITCHER	IP				WLS				BF				H				R				ER				SO				BB				IBB				HBP				BLK				WP				HR				S				P				ERA				WHIP				PITCHER				IP				WLS				BF				H				R				ER				SO				BB				IBB				HBP				BLK				WP				HR				S				P				ERA				WHIP							
35 Cole Hamels, L ERA: 3.54	(1, 1)				5.0				18				2				1				1				6				2				0				0				0				0				0				0				52				76				1.80				0.800				55 Clay Condrey, R ERA: 5.18				(8, 1)				0.1				1				0				0				0				0				0				0				0				0				0				0				0				0				0.00				0.000			
Antonio Alfonseca, R ERA: 5.44	(6, 1)				0.1				L				5				2				2				0				2				0				0				0				0				0				0				0				0				10				21				54.00				12.000																																																																			
56 Geoff Geary, R ERA: 4.11	(6, 1)				0.2								2				0				0				0				0				0				0				0				0				0				0				0				2				4				0.00				0.000																																																																							
Kyle Lohse, R ERA: 4.71	(7, 1)				1.0								3				0				0				0				1				0				0				0				0				0				9				11				0.00				0.000																																																																															
48 Kane Davis, R ERA: 5.56	(8, 1)				0.2								6				4				2				2				0				0				0				0				0				0				0				11				21				27.00				6.000																																																																											


Batter	1		2		3		4		5		6		7		8		9		AB R H RBI BB SO LOB		TOP	
D'Angelo Jimenez, S OBP: 0.385, SLG: 0.368 Ryan Langerhans, L OBP: 0.266, SLG: 0.301	(1, 6) C X	0-1 P6			X	0-0 P3			C B X	1-1 G3	B C B B B	4-2 10 2B BB			C B X	0-2 10 2B 1B	X	0-0 1-H 2-H HR	4 2 1 0 1 0 1 1 1 1 3 0 0 0	Washington Nationals @ New York Mets Shea Stadium, Flushing, NY Mon Sep 24 2007, 7:10 PM EDT Att. 49,164 - Clear - 74 F		
10 Ronnie Belliard, R OBP: 0.333, SLG: 0.429	(1, 4) B C B C B X	2-3 K			B F X	1-1 L3			X	0-0 G6-3	C X	0-1 1-H 2-H 2B			B X T							

Batter		1	2	3	4	5	6	7	8	9	AB R H RBI BB SO LOB	BOTTOM																					
7 José Reyes, S OBP: 0.360, SLG: 0.429	(1, 6) <div>CX</div>	0-1 G6-3	4-1 1B BB		0-1 F7		1-1 G4-3		X 0-0 G3		4 0 0 0 1 0 0	<div>Washington Nationals @ New York Mets</div> <div>Shea Stadium, Flushing, NY</div> <div>Wed Sep 26 2007, 7:10 PM EDT</div> <div>Att. 51,940 - Clear - 78 F</div>																					
1 Luis Castillo, S OBP: 0.358, SLG: 0.348	(1, 4) <div>GCBFFFBX</div>	2-3 K	1-1 1B 1-3 2-H		2-3 K		3-2 5 G6-4-3 1B		<div>GTCOC</div> 0-3 K	5 0 2 1 0 3 0																							
5 David Wright, R OBP: 0.414, SLG: 0.548	(1, 5) X	0-0 15 HR 1B	2-2 P2		4-1 15 BB 18 1B BB		0-1 G6-4-3 1-2f		<div>CX</div> 0-1 G5-3	4 2 1 0 1 0 3																							
15 Carlos Beltrán, S OBP: 0.357, SLG: 0.530	(1, 8) <div>1 SAFE CFCBFFBX 1 SAFE X</div>	1-2 HR 1-H		X 0-0 HR	4-0 21 WP 18 1B 1-2 BB		<div>GCBFFFBX</div> 1-3 K		<div>BTFSC</div> 1-2 P5	4 2 2 3 1 1 0																							
18 Moises Alou, R OBP: 0.397, SLG: 0.538	(1, 7) <div>FXX</div>	0-1 HR		<div>BFBX</div> 2-1 F8	0-0 21 WP 1-2 2-H 1B		<div>CX</div> 0-1 L8			4 1 2 2 0 0 0																							
21 Carlos Delgado, L OBP: 0.328, SLG: 0.448	(1, 3) <div>BBBFBX</div>	3-2 F8		S 1-1 HBP	2-3 K 1-2 2-3		<div>X</div> 0-0 1B			3 0 1 0 0 1 2																							
Paul Lo Duca, R OBP: 0.314, SLG: 0.384	(1, 2)		<div>BX</div> 1-0 G5-3	1-2 1B		X 0-0 P6		<div>GCBFFFBX</div> 3-2 F8		4 0 1 0 0 0 1																							
Carlos Gómez, R OBP: 0.290, SLG: 0.306	(1, 9)		<div>CBBFFFBX</div> 3-2 SH3-4 1B	2-2 F8		<div>CXB</div> 1-1 G6-3		<div>CBX</div> 1-1 P5	1-1 P5	3 1 1 0 0 0 2																							
9 Marlon Anderson, L OBP: 0.340, SLG: 0.468	(8, PH)									1 0 0 0 0 0 0																							
Endy Chavez, L OBP: 0.325, SLG: 0.380	(9, 9)									0 0 0 0 0 0 0																							
Philip Humber, R Joe Smith, R 25 Pedro Feliciano, L Ruben Gotay, S Scott Schoeneweis, L 26 Orlando Hernandez, R Aaron Heilman, R Shawn Green, L 13 Billy Wagner, L	(1, 15) (1, 15) (1, 15) (1, 15) (1, 15) (1, 15) (1, 15) (1, 15) (1, 15)		1 SAFE B X	1-0 SH3-4	3-2 G3		<div>CXB</div> 3-1 F9		<div>CX</div> 0-1 G5-3	1 0 0 0 0 0 2 0 0 0 0 0 0 0 1 0																							
Inning Stats	R: 3 E: 0 K: 1 S: 16	H: 3 LOB: 0 BB: 0 P: 22	R: 1 E: 0 K: 0 S: 15	H: 2 LOB: 2 BB: 1 P: 27	R: 1 E: 0 K: 0 S: 13	H: 2 LOB: 2 BB: 0 P: 22	R: 1 E: 0 K: 2 S: 11	H: 1 LOB: 2 BB: 2 P: 23	R: 0 E: 0 K: 0 S: 5	H: 0 LOB: 0 BB: 0 P: 9	R: 0 E: 0 K: 1 S: 9	H: 1 LOB: 0 BB: 0 P: 13	R: 0 E: 0 K: 1 S: 11	H: 1 LOB: 1 BB: 0 P: 15	R: 0 E: 0 K: 0 S: 5	H: 0 LOB: 0 BB: 0 P: 6	R: 0 E: 0 K: 1 S: 10	H: 0 LOB: 0 BB: 0 P: 11	1B: 7 2B: 0 3B: 0 HR: 3	SF: 0 SAC: 1 DP: 1 HBP: 1	WP: 1 PB: 0 SB: 0 CS: 0	PA: 40											
PITCHER	IP WLS BF H R ER SO BB IBB HBP BLK WP HR S P ERA WHIP	2.1 16 7 5 5 1 1 0 1 0 0 0 3 38 60 19.29 3.429	1.2 W 8 1 1 1 2 2 0 0 0 0 1 0 17 34 5.40 1.800	1.0 H 3 0 0 0 0 0 0 0 0 0 0 0 5 9 0.00 0.000	1.0 H 3 1 0 0 0 0 0 0 0 0 0 0 9 13 0.00 1.000	1.0 H 4 1 0 0 0 1 0 0 0 0 0 0 11 15 0.00 1.000	PITCHER																										
Mike Bacsik, L ERA: 5.05	(1, 1) 2.1	WLS 16	H 7	R 5	ER 5	SO 1	BB 1	IBB 0	HBP 1	BLK 0	WP 0	HR 3	S 38	P 60	ERA 19.29	WHIP 3.429	Jon Rauch, R ERA: 3.57																
38 Joel Hanrahan, R ERA: 6.0	(3, 1) 1.2	W 8	1 1	1 1	2 2	2 0	0 0	0 0	0 0	0 0	1 0	0 17	34	5.40	1.800	Luis Ayala, R ERA: 3.24																	
49 Chris Schroder, R ERA: 3.22	(5, 1) 1.0	H 3	0 0	0 0	0 0	0 0	0 0	0 0	0 0	0 0	0 0	0 5	9	0.00	0.000																		
Jonathan Albaladejo, R ERA: 2.19	(6, 1) 1.0	H 3	1 0	0 0	0 0	0 0	0 0	0 0	0 0	0 0	0 0	0 9	13	0.00	1.000																		
52 Saul Rivera, R ERA: 3.55	(7, 1) 1.0	H 4	1 0	0 0	0 1	0 0	0 0	0 0	0 0	0 0	0 0	0 11	15	0.00	1.000																		

Batter	1				2				3				4				5				6				7				8				9				AB R H RBI BB SO LOB				TOP							
D'Angelo Jimenez, S OBP: 0.382, SLG: 0.376 (1, 6)	<div>C FA 90 X FA 92</div> <div>0-1</div> <div>F8</div> <div>1</div>								<div>C CU 77 F FA 91 F FA 92 B FA 93 B CU 79 B CU 80 C</div> <div>3-3</div> <div>K</div> <div>1</div>								<div>1 SAFE B FA 90 B CH 82 F FA 92 1 SAFE F FA 91 F CU 80 F FA 92 F FA 92</div> <div>2-3 S CH 83</div> <div>K</div> <div>3</div>												<div>C FA 88 B FA 90 X FA 91</div> <div>1-1</div> <div>10 G4-3</div> <div>2B</div> <div>1</div>												4 0 1 0 0 2 1				<div>Washington Nationals @ Philadelphia Phillies</div> <div>Citizens Bank Park, Philadelphia, PA</div> <div>Fri Sep 28 2007, 7:05 PM EDT</div> <div>Att. 45,084 - Partly Cloudy - 72 F</div>			
10 Ronnie Belliard, R OBP: 0.331, SLG: 0.425 (1, 4)	<div>C FA 90 X FA 91</div> <div>0-1</div> <div>1B</div>								<div>B FA 92 B FA 93 C CH 83 C CU 80 X CH 83</div> <div>2-2</div> <div>G1-3</div> <div>2</div>								<div>C CU 76 B CH 80 F FA 90 F FA 92 B CH 84 B FA 92 F FA 85 T FA 85</div> <div>3-2</div> <div>K</div> <div>1</div>								<div>B CU 76 C FA 90 X CU 77</div> <div>1-1</div> <div>G4-3</div> <div>2-3</div> <div>2</div>								4 0 1 0 0 1 1															
11 Ryan Zimmerman, R OBP: 0.327, SLG: 0.457 (1, 5)	<div>B CH 81 C FA 92 S CH 83 X CH 83</div> <div>1-2</div> <div>F7</div> <div>2</div>								<div>C CH 83 F CH 84 S FA 94</div> <div>0-3</div> <div>K</div> <div>3</div>								<div>B FA 90 B CH 83 C CU 78 B FA 91 S CH 84 F FA 92 S</div> <div>3-3</div> <div>K</div> <div>2</div>								<div>B CH 82 C FA 91 S FA 91 S FA 92</div> <div>1-3</div> <div>K</div> <div>3</div>								4 0 0 0 0 3 2															
25 Austin Kearns, R OBP: 0.355, SLG: 0.412 (1, 9)	<div>C FA 92 1 SAFE C CH 82 X CH 83</div> <div>0-2</div> <div>F7</div> <div>3</div>												<div>B FA 91 C FA 90</div> <div>1-0</div> <div>30 1B</div> <div>3 1B</div> <div>1B</div>								<div>F CH 84 C FA 92 S CU 81</div> <div>0-3</div> <div>K</div> <div>2</div>								<div>S FA 89 B FA 90 B CH 81 B FA 90 F FA 90 B CH 84</div> <div>4-2</div> <div>BB</div>								<div>C FA 89 B SL 84 H FA 88</div> <div>2-1</div> <div>26 G4-3</div> <div>HBP</div> <div>1</div>											
26 Wily Mo Peña, R OBP: 0.324, SLG: 0.448 (1, 7)					<div>B FA 91 X FA 90</div> <div>1-0</div> <div>30 1B</div> <div>3 1B</div> <div>1B</div>								<div>F CH 84 C FA 92 S CU 81</div> <div>0-3</div> <div>K</div> <div>2</div>												<div>S FA 89 B FA 90 B CH 81 B FA 90 F FA 90 B CH 84</div> <div>4-2</div> <div>BB</div>								<div>B CH 82 C FA 91 X CU 77</div> <div>1-1</div> <div>G4-3</div> <div>1-2</div> <div>1</div>								3 0 1 0 1 1 1							
Tony Batista, R OBP: 0.350, SLG: 0.350 (1, 3)					<div>C CH 81 X CU 77</div> <div>0-1</div> <div>F8</div> <div>1</div>								<div>F FA 93 B CH 83 C CH 84 S CU 82</div> <div>1-3</div> <div>K</div> <div>3</div>								<div>B FA 91 X</div> <div>1-0</div> <div>P4</div> <div>1</div>								<div>C CH 81 B FA 91 X</div> <div>2-2</div> <div>P6</div> <div>2</div>								4 0 0 0 0 1 3											
3 Jesus Flores, R OBP: 0.309, SLG: 0.365 (1, 2)					<div>B CH 81 B FA 91 C CH 82 B FA 92 X FA 91</div> <div>3-1</div> <div>30 1B</div> <div>1-2</div> <div>1B</div>												<div>C CH 81 B CU 77 S FA 91 S FA 92</div> <div>1-3</div> <div>K</div> <div>1</div>								<div>T FA 91 X FA 92</div> <div>0-1</div> <div>F8</div> <div>2</div>								<div>B CH 82 C FA 91 X CU 77</div> <div>2-3</div> <div>K</div> <div>3</div>								4 0 1 0 0 2 2							
30 Justin Maxwell, R OBP: 0.333, SLG: 0.565 (1, 8)					<div>X CH 82</div> <div>0-0</div> <div>G6-4-3</div> <div>1-2 2-3</div> <div>1B</div>												<div>S FA 91 S CU 79 B CU 81 B FA 93 X CH 83</div> <div>2-2</div> <div>1B</div>								<div>C FA 91 C FA 90 S FA 93</div> <div>0-3</div> <div>K</div> <div>3</div>												3 0 2 0 0 1 1											
Tim Redding, R Jonathan Albaladejo, R Arnie Munoz, L 49 Chris Schroder, R Nook Logan, S Jesus Colome, R (1, 1) (6, 1) (7, 1) (7, 1) (8, PH) (8, 1)					<div>S CU 79 X</div> <div>0-1</div> <div>G6-4-3</div> <div>2 3</div>												<div>M CU 78 X FA 90</div> <div>0-1</div> <div>B3</div> <div>2</div>												<div>C FA 88 B FA 88 S CH 81 S FA 91</div> <div>1-3</div> <div>K</div> <div>1</div>								2 0 0 0 0 0 4 0 1 0 0 0 0 1 0 0 0 0 0 0 0 0											
Inning Stats	R: 0 E: 0 K: 0 S: 10		H: 1 LOB: 1 BB: 0 P: 11		R: 0 E: 0 K: 0 S: 8		H: 3 LOB: 2 BB: 0 P: 12		R: 0 E: 0 K: 2 S: 10		H: 0 LOB: 0 BB: 0 P: 15		R: 0 E: 0 K: 3 S: 9		H: 0 LOB: 0 BB: 0 P: 12		R: 0 E: 0 K: 2 S: 14		H: 1 LOB: 1 BB: 0 P: 19		R: 0 E: 0 K: 3 S: 13		H: 0 LOB: 0 BB: 0 P: 20		R: 0 E: 0 K: 1 S: 8		H: 0 LOB: 1 BB: 1 P: 13		R: 0 E: 0 K: 2 S: 10		H: 1 LOB: 1 BB: 0 P: 14		R: 0 E: 0 K: 1 S: 9		H: 0 LOB: 1 BB: 0 P: 16		1B: 5 2B: 1 3B: 0 HR: 0		SF: 0 SAC: 0 DP: 1 HBP: 1		WP: 0 PB: 0 SB: 0 CS: 0		PA: 34					
PITCHER 35 Cole Hamels, L ERA: 3.39 55 Clay Condrey, R ERA: 5.04 (1, 1) (9, 1)	IP 8.0		WLS W		BF 30		H 6		R 0		ER 0		SO 13		BB 1		IBB 0		HBP 0		BLK 0		WP 0		HR 0		S 82		P 116		ERA 0.00		WHIP 0.875		PITCHER IP WLS BF H R ER SO BB IBB HBP BLK WP HR S P ERA WHIP													
1.0		4		0		0		0		1		0		0		0		0		9		16		0.00		0.000																						

Washington Nationals @ Philadelphia Phillies
Citizens Bank Park, Philadelphia, PA

Batter	1	2	3	4	5	6	7	8	9	AB	R	H	RBI	BB	SO	LOB	BOTTOM	
11 Jimmy Rollins, S OBP: 0.342, SLG: 0.527	(1, 6) B FA 83 B FA 84 C FA 85 C FA 85 F CU 79 X FA 86 2-2 P5 1B		B CH 76 X FA 84 1-0 G5-3 1B		X FA 86 0-0 G6-4-3 1-2f		X FA 91 0-0 G3-1			4	0	1	0	0	0	3	Washington Nationals @ Philadelphia Phillies Citizens Bank Park, Philadelphia, PA Sat Sep 29 2007, 3:55 PM EDT Att. 44,532 - Sunny - 76 F	
26 Chase Utley, L OBP: 0.411, SLG: 0.567	(1, 4) C FA 88 X CH 82 0-1 1B		C CH 77 F FA 87 X CH 79 0-2 F8			C CH 78 B FA 87 X FA 87 1-1 F8		C FA 91 B CH 84 C FA 91 B SL 82 X SL 83 2-2 F8		4	0	1	0	0	0	1		
Pat Burrell, R OBP: 0.400, SLG: 0.504	(1, 7) F FA 87 C SL 80 B FA 89 B CH 80 S SL 82 2-3 K		1 SAFE D SL 81 C FA 88 1 SAFE C FA 87 F CU 80 X FA 87 1-2 G5-3			B FA 86 B FA 85 C CH 79 B X 3-2 F9		F FA 92 C FA 92 F SL 84 C SL 80 0-3 K		4	0	0	0	0	2	2		
6 Ryan Howard, L OBP: 0.390, SLG: 0.577	(1, 3) S CH 82 F SL 83 1 SAFE D SL 83 D CU 76 X SL 82 2-2 P6			S CH 77 S SL 79 B SL 80 X CH 79 1-2 L6		B F X 1-1 P5		C SL 82 B SL 81 B CH 86 X SL 84 2-1 HR		4	1	1	1	0	0	1		
Aaron Rowand, R OBP: 0.376, SLG: 0.518	(1, 8)	C FA 83 X FA 85 0-1 G5-3		F SL 79 F FA 87 S CH 80 0-3 K		B CH 76 X FA 85 1-0 HR		B SL 82 B SL 83 F FA 91 X FA 93 2-1 F8		4	1	1	1	0	1	0	livebaseballscorecards.com	
28 Jayson Werth, R OBP: 0.404, SLG: 0.459	(1, 9) C CH 78 C FA 86 B CH 79 X CU 79 1-2 F9 2B		B FA 87 B CH 80 C FA 85 B CH 82 B FA 86 4-1 BB		B SL 90 C SL 82 C FA 89 F SL 84 F SL 86 B SL 90 F SL 85 B FA 89 X SL 85 2-2 F8		B FA 90 B FA 90 F FA 90 F FA 90 F FA 91 F FA 91 X FA 91 2-3 K		3	0	1	0	1	1	0			
Wes Helms, R OBP: 0.298, SLG: 0.369	(1, 5) C FA 87 B CH 79 X FA 87 1-1 F9		D FA 87 B FA 85 F FA 86 F FA 86 1 SAFE F FA 87 S SL 80 2-3 K		B FA 90 C SL 82 F FA 90 B SL 90 F SL 85 B FA 91 B SI 91 4-2 51 1B BB		S FA 90 B FA 90 B FA 90 F FA 90 F FA 91 F FA 91 X FA 91 2-2 F8		2	0	0	0	0	1	2	AB 31 R 2 H 6 RBI 2 BB 4 SO 6 LOB 13		
19 Greg Dobbs, L OBP: 0.331, SLG: 0.453	(7, PH) (8, 5) 2-3									1	0	0	0	1	0			0
51 Carlos Ruiz, R OBP: 0.336, SLG: 0.391	(1, 2) B CH 80 B CU 78 B CH 79 B 4-0 BB		C CH 81 C CH 76 B FA 86 F CH 78 X FA 87 1-2 G6-3		B SL 85 B FA 89 X FA 90 2-0 1B		C FA 89 X FA 89 0-1 L4		3	0	1	0	1	0	0			
23 Adam Eaton, R OBP: 0.246, SLG: 0.274	(1, 1) S CH 80 S CH 79 D CH 83 S SL 81 1-3 K				C CH 81 C CH 76 B FA 86 F CH 78 X FA 87 1-2 G6-3		B SL 85 B FA 89 X FA 90 2-0 1B		C FA 89 X FA 89 0-1 L4		3	0	1	0	1		0	
56 Geoff Geary, R Jose Mesa, R Kyle Lohse, R OBP: 0.208, SLG: 0.163 16 J.C. Romero, S 8 Shane Victorino, S OBP: 0.347, SLG: 0.426 45 Tom Gordon, R 39 Brett Myers, R	(1, 1) (3, 1) (4, 1) (5, 1) (7, 1) (7, PH) (8, 1) (9, 1)									1	0	0	0	0	1	2	Phillies	
										0	0	0	0	0	0	0		
										0	0	0	0	0	0	0		
										0	0	0	0	0	0	0		
										0	0	0	0	0	0	0		
										0	0	0	0	0	0	0		
										0	0	0	0	0	0	0		
										0	0	0	0	0	0	0		
										0	0	0	0	0	0	0		
										0	0	0	0	0	0	0		
										0	0	0	0	0	0	0		
										0	0	0	0	0	0	0		
										0	0	0	0	0	0	0		
										0	0	0	0	0	0	0		
										0	0	0	0	0	0	0		
										0	0	0	0	0	0	0		
										0	0	0	0	0	0	0		
										0	0	0	0	0	0	0		
										0	0	0	0	0	0	0		
										0	0	0	0	0	0	0		
										0	0	0	0	0	0	0		
										0	0	0	0	0	0	0		
										0	0	0	0	0	0	0		
										0	0	0	0	0	0	0		
										0	0	0	0	0	0	0		
										0	0	0	0	0	0	0		
										0	0	0	0	0	0	0		
										0	0	0	0	0	0	0		
										0	0	0	0	0	0	0		
										0	0	0	0	0	0	0		
										0	0	0	0	0	0	0		
										0	0	0	0	0	0	0		
										0	0	0	0	0	0	0		
										0	0	0	0	0	0	0		
										0	0	0	0	0	0	0		
										0	0	0	0	0	0	0		
										0	0	0	0	0	0	0		
										0	0	0	0	0	0	0		
										0	0	0	0	0	0	0		
										0	0	0	0	0	0	0		
</																		

Batter	1	2	3	4	5	6	7	8	9	AB R H RBI BB SO LOB	BOTTOM	
11 Jimmy Rollins, S OBP: 0.344, SLG: 0.531	(1, 6) C FA 88 S CU 77 B CU 78 B CU 76 F FA 90 X FA 90 2-2 26 S 8 S 26 SF9 1B		B CU 75 B FA 89 B FA 89 B FA 89 4-0 8 HBP 6 1B BB		C FA 88 X CH 82 0-1 G1-3	C SL 85 C FA 91 B FA 91 B SL 84 F SL 85 F FA 91 B SL 82 X SL 82 3-2 3B				3 2 2 1 1 0 0	Washington Nationals @ Philadelphia Phillies Citizens Bank Park, Philadelphia, PA Sun Sep 30 2007, 1:35 PM EDT Att. 44,865 - Sunny - 75 F	
8 Shane Victorino, S OBP: 0.347, SLG: 0.423	(1, 9) B FA 90 1 SAFE B FA 88 C FA 88 B FA 89 C FA 89 X FA 88 3-2 G1-3 1-2		F FA 89 F CH 84 B FA 89 B FA 89 F FA 84 F FA 89 F FA 89 H CU 76 3-2 6 1B HBP		C FA 88 X CH 83 0-1 G4-3	B FA 91 S CH 82 X CH 85 1-1 G3-1				3 0 0 0 0 0 3		
26 Chase Utley, L OBP: 0.410, SLG: 0.566	(1, 4) F FA 88 B CH 79 CH 81 2 SAFE B CU 77 B FA 90 X FA 89 3-2 SF9 2-H		B FA 88 B FA 88 S SL 84 X FA 88 2-1 F6		X FA 88 0-0 6 1B 1B		B CH 83 B CU 73 F CH 84 C CH 85 B CU 74 X CH 85 3-2 F9			3 0 1 1 0 0 3		
6 Ryan Howard, L OBP: 0.392, SLG: 0.584	(1, 3) B CU 75 C FA 86 B CU 77 S CH 86 B FA 91 S CH 86 3-3 K		B CH 84 B CH 74 F CH 86 F FA 86 F FA 86 X FA 86 2-2 1B		C SL 83 B SL 85 B CH 82 X SL 85 2-1 1B		C CU 75 B CU 76 C CU 75 X CH 75 1-2 HR			4 1 3 3 0 1 0		
Aaron Rowand, R OBP: 0.374, SLG: 0.515	(1, 8)	F FA 88 C CU 76 X FA 90 0-2 G5-3	B CU 76 X FA 89 1-0 F9		B SL 88 X SL 87 1-0 F7		B FA 94 B FA 95 X FA 95 2-0 F9			4 0 0 0 0 0 4		
Pat Burrell, R OBP: 0.400, SLG: 0.502 Michael Bourn, L OBP: 0.348, SLG: 0.378	(1, 7) (6, PR) (7, 7)	C FA 90 B FA 89 F FA 90 X 1-2 P6		B SL 81 C FA 91 X SL 81 1-1 F8		B FA 89 F SL 85 B FA 89 S SL 85 F SL 85 B FA 89 B SL 84 4-2 SH5-4 27 HBP SF8 BB	B FA 94 B FA 95 C FA 95 C FA 95 X CH 90 2-2 G4-3			2 0 0 0 1 0 0 1 1 0 0 0 0 0		
19 Greg Dobbs, L OBP: 0.330, SLG: 0.451 27 Chris Coste, R OBP: 0.311, SLG: 0.419	(1, 5) (5, 2)	X FA 90 0-0 G3		B FA 91 X FA 91 1-0 P5		B FA 89 B SL 83 H FA 89 2-1 SF8 SH5-4 11 3B HBP	C FA 94 X FA 93 0-1 G5-3			2 0 0 0 0 0 0 1 1 0 0 0 0 0	AB 28 R 6 H 7 RBI 6 BB 2 SO 3 LOB 12	
51 Carlos Ruiz, R OBP: 0.340, SLG: 0.396 Abraham Nunez, S OBP: 0.318, SLG: 0.282	(1, 2) (5, 5)		C FA 90 X FA 85 0-1 8 HBP 6 1B 2B	C FA 94 C SL 82 B FA 92 F FA 93 H FA 92 2-2 FC6-4 HBP		B SL 84 B SL 83 X 2-0 SH5-4	B FA 94 F FA 94 B FA 94 B FA 94 X FA 94 3-1 F8			1 1 1 0 0 0 0 1 0 0 0 0 0 0		
Jamie Moyer, L OBP: 0.147, SLG: 0.151 45 Tom Gordon, R OBP: 0.347, SLG: 0.400 Tadahito Iguchi, R OBP: 0.347, SLG: 0.400 16 J.C. Romero, S OBP: 0.297, SLG: 0.368 Wes Helms, R OBP: 0.297, SLG: 0.368 39 Brett Myers, R	(1, 1) (6, 1) (6, PH) (7, 1) (8, PH) (9, 1)	R: 1 E: 0 K: 1 S: 13 H: 1 LOB: 0 BB: 0 P: 24	R: 0 E: 0 K: 0 S: 7 H: 0 LOB: 0 BB: 0 P: 8	R: 2 E: 0 K: 1 S: 18 H: 2 LOB: 2 BB: 1 P: 32	R: 0 E: 0 K: 0 S: 10 H: 0 LOB: 1 BB: 0 P: 16	R: 0 E: 0 K: 0 S: 8 H: 2 LOB: 2 BB: 0 P: 11	R: 2 E: 0 K: 0 S: 13 H: 1 LOB: 2 BB: 1 P: 25	R: 1 E: 0 K: 0 S: 10 H: 1 LOB: 0 BB: 0 P: 18	R: 0 E: 0 K: 1 S: 7 H: 0 LOB: 0 BB: 0 P: 11		1B: 4 2B: 1 3B: 1 HR: 1 SF: 2 SAC: 1 DP: 0 HBP: 3 WP: 0 PB: 0 SB: 2 CS: 0 PA: 36	
Inning Stats	R: 1 E: 0 K: 1 S: 13 H: 1 LOB: 0 BB: 0 P: 24	R: 0 E: 0 K: 0 S: 7 H: 0 LOB: 0 BB: 0 P: 8	R: 2 E: 0 K: 1 S: 18 H: 2 LOB: 2 BB: 1 P: 32	R: 0 E: 0 K: 0 S: 10 H: 0 LOB: 1 BB: 0 P: 16	R: 0 E: 0 K: 0 S: 8 H: 2 LOB: 2 BB: 0 P: 11	R: 0 E: 0 K: 0 S: 13 H: 1 LOB: 2 BB: 1 P: 25	R: 1 E: 0 K: 0 S: 10 H: 1 LOB: 0 BB: 0 P: 18	R: 0 E: 0 K: 1 S: 7 H: 0 LOB: 0 BB: 0 P: 11				
PITCHER	IP WLS BF H R ER SO BB IBB HBP BLK WP HR S P ERA WHIP	IP WLS BF H R ER SO BB IBB HBP BLK WP HR S P ERA WHIP	IP WLS BF H R ER SO BB IBB HBP BLK WP HR S P ERA WHIP	IP WLS BF H R ER SO BB IBB HBP BLK WP HR S P ERA WHIP	IP WLS BF H R ER SO BB IBB HBP BLK WP HR S P ERA WHIP	IP WLS BF H R ER SO BB IBB HBP BLK WP HR S P ERA WHIP	IP WLS BF H R ER SO BB IBB HBP BLK WP HR S P ERA WHIP	IP WLS BF H R ER SO BB IBB HBP BLK WP HR S P ERA WHIP	IP WLS BF H R ER SO BB IBB HBP BLK WP HR S P ERA WHIP	IP WLS BF H R ER SO BB IBB HBP BLK WP HR S P ERA WHIP		
57 Jason Bergmann, R ERA: 4.45	(1, 1) 3.0 L 14 3 3 3 2 1 0 1 0 0 0 38 64 9.00 1.333											
Jonathan Albaladejo, R ERA: 1.88	(4, 1) 1.0 4 0 0 0 0 0 0 0 1 0 0 10 16 0.00 0.000											
52 Saul Rivera, R ERA: 3.68	(5, 1) 1.1 8 2 2 2 0 1 0 1 0 0 13 24 13.50 2.250											
Luis Ayala, R ERA: 3.19	(6, 1) 0.2 3 1 0 0 0 0 0 0 0 0 8 12 0.00 1.500											
Mike Bacsik, L ERA: 5.11	(7, 1) 0.1 2 1 1 1 0 0 0 0 0 0 6 10 27.00 3.000											
PITCHER	IP WLS BF H R ER SO BB IBB HBP BLK WP HR S P ERA WHIP	IP WLS BF H R ER SO BB IBB HBP BLK WP HR S P ERA WHIP	IP WLS BF H R ER SO BB IBB HBP BLK WP HR S P ERA WHIP	IP WLS BF H R ER SO BB IBB HBP BLK WP HR S P ERA WHIP	IP WLS BF H R ER SO BB IBB HBP BLK WP HR S P ERA WHIP	IP WLS BF H R ER SO BB IBB HBP BLK WP HR S P ERA WHIP	IP WLS BF H R ER SO BB IBB HBP BLK WP HR S P ERA WHIP	IP WLS BF H R ER SO BB IBB HBP BLK WP HR S P ERA WHIP	IP WLS BF H R ER SO BB IBB HBP BLK WP HR S P ERA WHIP	IP WLS BF H R ER SO BB IBB HBP BLK WP HR S P ERA WHIP		
Jesus Colome, R ERA: 3.82	(7, 1) 1.2 5 0 0 0 1 0 0 0 0 0 11 19 0.00 0.000											