

Washington Nationals - 2008

Batter	1	2	3	4	5	6	7	8	9	AB	R	H	RBI	BB	SO	LOB	TOP								
15 Cristian Guzman, S OBP: 0.333, SLG: 0.333 64 William Bergolla, R										3	0	1	0	0	1	0	Washington Nationals @ Florida Marlins Roger Dean Stadium, Jupiter, FL Wed Feb 27 2008, 7:05 PM EST Atr. 2:335 - Partly Cloudy - 56 F								
Felipe Lopez, S OBP: 0.500, SLG: 0.500 22 Willie Harris, L										2	0	1	0	0	0	0									
44 Lastings Milledge, R OBP: 0.667, SLG: 1.000 29 Ryan Langerhans, L										3	2	2	0	0	0	2									
24 Nick Johnson, L 74 Josh Whitesell, L OBP: 0.500, SLG: 0.500										1	0	0	0	0	0	1									
26 Willy Mo Peña, R OBP: 0.667, SLG: 1.000 62 Jorge Padilla, R										2	0	1	1	0	0	2									
6 Alex Escobar, R 60 Jason Dubois, R OBP: 1.000, SLG: 1.000										2	0	0	1	0	1	1									
34 Elijah Dukes, R OBP: 0.500, SLG: 1.000 30 Justin Maxwell, R										2	0	1	0	0	0	0									
5 Kory Casto, L OBP: 0.500, SLG: 0.500 4 Pete Orr, L OBP: 0.500, SLG: 0.500										2	0	1	0	0	0	0									
58 Chad Moeller, R 83 Wil Nieves, R										2	0	0	0	0	0	1									
Inning Stats	R: 0 E: 0 K: 0 S: 4	H: 2 LOB: 2 BB: 0 P: 6	R: 0 E: 0 K: 1 S: 5	H: 0 LOB: 0 BB: 0 P: 5	R: 0 E: 0 K: 0 S: 3	H: 0 LOB: 0 BB: 0 P: 3	R: 1 E: 0 K: 0 S: 6	H: 2 LOB: 2 BB: 0 P: 8	R: 0 E: 0 K: 1 S: 5	H: 1 LOB: 0 BB: 0 P: 5	R: 1 E: 0 K: 0 S: 5	H: 2 LOB: 1 BB: 0 P: 5	R: 0 E: 0 K: 0 S: 3	H: 0 LOB: 0 BB: 0 P: 3	R: 0 E: 0 K: 1 S: 5	H: 0 LOB: 0 BB: 0 P: 5		R: 1 E: 1 K: 2 S: 11	H: 3 LOB: 3 BB: 0 P: 11	1B: 7 2B: 3 3B: 0 HR: 0	SF: 1 SAC: 0 DP: 2 HBP: 2	WP: 0 PB: 0 SB: 2 CS: 0	PA: 37		
PITCHER	IP	WLS	BF	H	R	ER	SO	BB	IBB	HBP	BLK	WP	HR	S	P	ERA	WHIP								
Scott Olsen, L ERA: 9.0	2.0		8	2	0	0	1	0	0	0	0	0	0	9	11	0.00	1.000								
Kevin Gregg, R ERA: 9.0	1.0		3	0	0	0	0	0	0	0	0	0	0	3	3	0.00	0.000								
19 Logan Kensing, R ERA: 4.5	1.0		5	2	1	1	0	0	0	1	0	0	0	6	8	9.00	2.000								
74 Gaby Hernandez, R ERA: 4.5	2.0	H	8	3	1	1	1	0	0	0	0	0	0	10	10	4.50	1.500								
75 Aaron Thompson, L ERA: 9.0	2.0		6	0	0	0	1	0	0	0	0	0	0	8	8	0.00	0.000								
51 Marcus Gwyn, R ERA: 9.0	1.0	B	7	3	1	1	2	0	0	0	0	0	0	11	11	9.00	3.000								

Batter	1	2	3	4	5	6	7	8	9	AB	R	H	RBI	BB	SO	LOB	BOTTOM								
24 Cameron Maybin, R 31 John Gall, R										3	0	0	0	0	1	1	Washington Nationals @ Florida Marlins Roger Dean Stadium, Jupiter, FL Wed Feb 27 2008, 7:05 PM EST Atr. 2:335 - Partly Cloudy - 56 F								
4 Alfredo Amezaga, S OBP: 0.333, SLG: 0.333 81 Chris Coghlan, L										3	1	1	0	0	1	0									
Mike Jacobs, L OBP: 0.667, SLG: 1.667 21 Jason Wood, R										3	2	2	2	0	1	0									
14 Josh Willingham, R OBP: 1.000, SLG: 1.500 1 Alexis Gomez, L										2	0	2	0	0	0	0									
Luis Gonzalez, L 79 Chris Hatcher, R										3	0	0	1	0	1	2									
Jose Castillo, R 3 Jorge Cantu, R										3	0	0	0	0	1	2									
65 Jai Miller, R 40 Jorge Piedra, L										1	0	0	0	1	1	0									
11 Robert Andino, R OBP: 0.667, SLG: 0.500 80 Rex Rundgren, R										2	0	1	0	1	0	2									
20 Matt Treanor, R 72 Brett Hayes, R										2	0	0	0	0	1	1									
Inning Stats	R: 0 E: 0 K: 1 S: 5	H: 0 LOB: 0 BB: 0 P: 5	R: 0 E: 0 K: 1 S: 6	H: 1 LOB: 1 BB: 1 P: 10	R: 0 E: 0 K: 1 S: 5	H: 0 LOB: 0 BB: 0 P: 5	R: 1 E: 1 K: 1 S: 7	H: 2 LOB: 1 BB: 0 P: 7	R: 0 E: 0 K: 2 S: 8	H: 1 LOB: 1 BB: 0 P: 8	R: 2 E: 0 K: 0 S: 5	H: 2 LOB: 0 BB: 0 P: 5	R: 0 E: 0 K: 2 S: 7	H: 0 LOB: 1 BB: 1 P: 11	R: 0 E: 0 K: 3 S: 9	H: 0 LOB: 0 BB: 0 P: 9		R: 0 E: 0 K: 0 S: 3	H: 0 LOB: 1 BB: 0 P: 5	1B: 4 2B: 1 3B: 0 HR: 1	SF: 0 SAC: 0 DP: 0 HBP: 1	WP: 0 PB: 0 SB: 0 CS: 1	PA: 35		
PITCHER	IP	WLS	BF	H	R	ER	SO	BB	IBB	HBP	BLK	WP	HR	S	P	ERA	WHIP								
47 Matt Chico, L ERA: 9.0	2.0		8	1	0	0	2	1	0	0	0	0	0	12	12	0.00	1.000								
50 Garrett Mock, R ERA: 9.0	2.0		7	2	1	0	2	0	0	0	0	0	0	12	12	0.00	1.000								
78 Rob Bell, R ERA: 9.0	2.0		9	3	2	2	2	0	0	0	0	0	1	13	13	9.00	1.500								
38 Joel Hanrahan, R ERA: 9.0	1.0		4	0	0	0	2	1	0	0	0	0	0	7	11	0.00	1.000								
49 Chris Schroder, R ERA: 9.0	1.0		3	0	0	0	3	0	0	0	0	0	0	9	9	0.00	0.000								
61 Brian Sanchez, R ERA: 9.0	1.0		4	0	0	0	0	0	0	0	0	0	0	3	5	0.00	0.000								

Batter	1	2	3	4	5	6	7	8	9	AB	R	H	RBI	BB	SO	LOB	TOP				
17 Tom Elliott, R OBP: 0.333, SLG: 0.667 3 Erick Fernandez, R (8, PH) (8, 6)										3	0	1	0	0	1	1	Georgetown Hoyas @ Washington Nationals Space Coast Stadium, Viera, FL Thu Feb 28 2008, 11:30 AM EST Alt. 1 - Sunny - 52 F				
10 Tommy Lee, S OBP: 0.500, SLG: 0.500 14 Rob Begin, R (1, 8) (6, PH) (6, 8)										2	0	1	0	0	1	0					
33 Sean Lamont, R 1 Chip Malt, R (1, 5) (6, PH) (6, 5)										1	0	0	0	1	1	0					
6 Matt Iannetta, R 39 Billy Concannon, R OBP: 1.000, SLG: 1.000 (1, 2) (8, PH) (8, 2)										1	0	0	0	2	0	2					
24 Matt Harrigan, L (1, 7)										1	0	1	0	0	0	0					
15 Sean Baumann, R (1, 10)										3	0	0	0	1	1	0					
11 Dan Capeless, L 8 Greg Pustizzi, R (1, 3) (7, PH) (7, 3)										2	0	1	0	0	0	1					
5 Kelly Muir, R 12 Billy Henig, R (1, 9) (7, PH) (7, 9)										2	0	0	0	0	1	2					
72 Matthew Maranges, R (1, 4)										3	0	0	0	0	2	3					
Inning Stats	R: 0 E: 0 K: 2 S: 7	H: 0 LOB: 0 BB: 7	R: 0 E: 0 K: 1 S: 4	H: 0 LOB: 0 BB: 1 P: 8	R: 0 E: 0 K: 2 S: 8	H: 1 LOB: 1 BB: 0 P: 8	R: 0 E: 0 K: 1 S: 5	H: 1 LOB: 1 BB: 1 P: 9	R: 0 E: 0 K: 2 S: 7	H: 0 LOB: 2 BB: 1 P: 11	R: 0 E: 0 K: 3 S: 10	H: 1 LOB: 1 BB: 1 P: 14	R: 0 E: 0 K: 0 S: 4	H: 1 LOB: 2 BB: 0 P: 8	R: 0 E: 0 K: 0 S: 3	H: 0 LOB: 0 BB: 3		1B: 2 2B: 3 3B: 0 HR: 0	SF: 0 SAC: 0 DP: 2 HBP: 0	WP: 1 PB: 0 SB: 0 CS: 0	PA: 35
PITCHER	IP WLS BF H R ER SO BB IBB HBP BLK WP HR S P ERA WHIP	PITCHER																			
57 Jason Bergmann, R ERA: 90 Josh Smoker, L ERA: 40 Collin Balester, R ERA: 75 Mike Hincley, L ERA: 63 Bobby Brownlie, R ERA:	2.0 W 6 0 0 0 3 1 0 0 0 0 0 0 0 11 15 0.00 0.500	2.0 8 2 0 0 3 1 0 0 0 0 0 0 13 17 0.00 1.500	2.0 9 1 0 0 5 2 0 0 0 0 1 0 17 25 0.00 1.500	2.0 9 1 0 0 1 2 0 0 0 0 0 0 9 17 0.00 1.500	1.0 3 0 0 0 0 0 0 0 0 0 0 0 3 3 0.00 0.000																
77 Roger Bernadina, L OBP: 0.500, SLG: 0.667 62 Jorge Padilla, R (1, 8) (6, 8) (8, 7)										3	2	1	0	1	1	1	Georgetown Hoyas @ Washington Nationals Space Coast Stadium, Viera, FL Thu Feb 28 2008, 11:30 AM EST Alt. 1 - Sunny - 52 F				
10 Ronnie Belliard, R 22 Willie Harris, L OBP: 1.000, SLG: 1.000 (1, 4) (2, PH) (3, 4) 4 Pete Orr, L (6, 4)										1	1	0	0	0	0	0					
11 Ryan Zimmerman, R 71 Yurendell Decaster, R OBP: 0.400, SLG: 0.400 (1, 5) (2, PH) (3, 5)										1	1	1	0	0	0	0					
21 Dmitri Young, S 60 Jason Dubois, R OBP: 0.667, SLG: 1.000 (1, 10) (2, PH) (3, 10)										4	1	1	2	1	1	4					
25 Austin Kearns, R 76 Frank Diaz, R OBP: 0.400, SLG: 0.400 (1, 9) (2, PH) (3, 9)										1	0	0	0	0	0	2					
55 Garrett Guzman, L 30 Justin Maxwell, R OBP: 0.500, SLG: 1.000 (1, 7) (7, PH) (8, 8)									3	1	2	1	0	0	2						
3 Jesus Flores, R 91 Javi Herrera, R OBP: 0.667, SLG: 1.000 (1, 2) (5, 2)										2	2	1	1	0	2						
Matthew Whitney, R 70 Luis Jimenez, L OBP: 0.667, SLG: 1.000 (1, 3) (5, PH) (6, 3)									3	0	2	3	0	0	2						
96 Ian Desmond, R 64 William Bergolla, R OBP: 0.250, SLG: 0.250 (1, 6) (8, PH) (9, 6)										4	1	1	0	0	2	3					
Inning Stats	R: 5 E: 1 K: 0 S: 9	H: 5 LOB: 1 BB: 0 P: 9	R: 1 E: 1 K: 2 S: 9	H: 1 LOB: 2 BB: 1 P: 13	R: 1 E: 1 K: 2 S: 9	H: 2 LOB: 2 BB: 1 P: 13	R: 2 E: 0 K: 1 S: 7	H: 2 LOB: 1 BB: 1 P: 11	R: 4 E: 1 K: 0 S: 7	H: 4 LOB: 2 BB: 1 P: 11	R: 1 E: 1 K: 1 S: 8	H: 2 LOB: 2 BB: 0 P: 8	R: 0 E: 0 K: 0 S: 3	H: 0 LOB: 0 BB: 0 P: 3	R: 1 E: 2 K: 1 S: 8	H: 1 LOB: 2 BB: 0 P: 8		1B: 12 2B: 5 3B: 0 HR: 0	SF: 1 SAC: 0 DP: 1 HBP: 0	WP: 0 PB: 0 SB: 0 CS: 0	PA: 50
PITCHER	IP WLS BF H R ER SO BB IBB HBP BLK WP HR S P ERA WHIP	PITCHER																			
31 Michael Gaglioli, L ERA: 6.0 30 Grady McConnell, R ERA: 22.5 21 Jack Bender, R ERA: 9.0 27 Pablo Vinent, R ERA: 3.0 26 Daniel Kennedy, R ERA: 1.000	3.0 L 21 6 6 5 1 2 0 0 0 0 0 0 14 22 6.00 3.333	2.0 14 6 6 5 1 2 0 0 0 0 0 0 8 8 9.00 2.000	1.0 6 2 1 1 1 0 0 0 0 0 0 0 3 3 0.00 0.000	1.0 3 0 0 0 0 0 0 0 0 0 0 0 8 8 0.00 1.000	1.0 6 1 1 0 1 0 0 0 0 0 0 0 8 8 0.00 1.000																


Batter	1	2	3	4	5	6	7	8	9	AB	R	H	RBI	BB	SO	LOB	TOP					
26 Chris Roberson, S OBP: 0.222, SLG: 0.222 (1, 9)										5	1	2	0	0	0	0	<p>Baltimore Orioles @ Washington Nationals Space Coast Stadium, Viera, FL</p> <p>Sat Mar 01 2008, 1:05 PM EST Att: 3,571 - Partly Cloudy - 74 F</p> <p>livebaseballscorecards.com</p> <p>AB 36 R 4 H 9 RBI 4 BB 3 SO 7 LOB 15</p>					
3 Freddie Bynum, L OBP: 0.286, SLG: 0.167 12 Brandon Fahey, L OBP: 0.250, SLG: 0.250 (1, 6) (7, PH)										3	0	0	0	0	0	2						
30 Luke Scott, L OBP: 0.500, SLG: 0.500 25 Luis Terrero, R OBP: 0.500, SLG: 0.400 (1, 7) (7, PH)										1	1	1	0	2	0	0						
66 Mike Costanzo, L OBP: 0.286, SLG: 0.429 69 Oscar Salazar, R OBP: 0.333, SLG: 1.333 (1, 5) (7, PH)										3	1	1	1	0	2	3						
9 Scott Moore, L OBP: 0.625, SLG: 1.143 19 Ben Davis, S (1, 3) (7, PH)										3	1	2	3	0	1	0						
10 Adam Jones, R OBP: 0.500, SLG: 0.250 (1, 8)										4	0	1	0	0	0	1						
58 Matt Wieters, S 65 Omir Santos, R (1, 10) (8, PH)										3	0	0	0	0	3	2						
24 Guillermo Quiroz, R OBP: 0.750, SLG: 0.750 73 Chris Heintz, R (1, 2) (6, PH)										2	0	1	0	0	0	0						
70 Eider Torres, S OBP: 0.375, SLG: 0.286 (1, 4)										4	0	0	0	0	1	3						
Inning Stats	R: 0 E: 0 K: 1 S: 6	H: 1 LOB: 1 P: 6	R: 1 E: 0 K: 1 S: 6	H: 1 LOB: 0 BB: 0 P: 7	R: 0 E: 0 K: 1 S: 6	H: 1 LOB: 2 BB: 1 P: 10	R: 0 E: 0 K: 3 S: 11	H: 2 LOB: 0 BB: 0 P: 11	R: 3 E: 0 K: 1 S: 8	H: 3 LOB: 1 BB: 1 P: 12	R: 0 E: 0 K: 0 S: 3	H: 0 LOB: 0 BB: 0 P: 3	R: 0 E: 0 K: 0 S: 4	H: 1 LOB: 1 BB: 0 P: 4	R: 0 E: 0 K: 0 S: 3	H: 0 LOB: 1 BB: 0 P: 7		R: 0 E: 0 K: 0 S: 3	H: 0 LOB: 0 BB: 0 P: 3	1B: 5 2B: 3 3B: 0 HR: 1	SF: 0 SAC: 0 DP: 0 HBP: 0	WP: 1 PB: 0 SB: 0 CS: 0
PITCHER	IP WLS BF H R ER SO BB IBB HBP BLK WP HR S P ERA WHIP	2.0 L 8 2 1 1 2 0 0 0 0 0 1 12 13 4.50 1.000	3.1 L 10 3 0 0 4 1 0 0 0 0 0 17 21 0.00 2.000	5.1 L 10 3 3 3 1 1 0 0 0 0 1 11 15 13.50 2.000	7.1 L 4 1 0 0 0 0 0 0 0 0 0 4 4 0.00 1.000	8.1 L 4 0 0 0 0 1 0 0 0 0 0 3 7 0.00 1.000	9.1 R 1.0 3 0 0 0 0 0 0 0 0 0 12 3 0.00 0.000	ERA WHIP	0.00 0.000													

Batter	1	2	3	4	5	6	7	8	9	AB	R	H	RBI	BB	SO	LOB	BOTTOM					
Felipe Lopez, S OBP: 0.286, SLG: 0.167 64 William Bergolla, R (1, 6) (7, 6)										2	0	0	0	1	0	1	<p>Baltimore Orioles @ Washington Nationals Space Coast Stadium, Viera, FL</p> <p>Sat Mar 01 2008, 1:05 PM EST Att: 3,571 - Partly Cloudy - 74 F</p> <p>livebaseballscorecards.com</p> <p>AB 32 R 1 H 7 RBI 1 BB 3 SO 6 LOB 20</p>					
29 Bret Boone, R OBP: 0.500, SLG: 0.750 22 Willie Harris, L (1, 4) (6, 4)										2	0	1	0	0	0	0						
44 Lastings Milledge, R OBP: 0.222, SLG: 0.333 77 Roger Bernadina, L (1, 8) (7, 8)										3	0	0	0	0	1	2						
26 Wily Mo Peña, R OBP: 0.500, SLG: 0.500 6 Alex Escobar, R (1, 10) (8, PH)										2	0	0	0	1	1	1						
25 Austin Kearns, R 30 Justin Maxwell, R (1, 9) (7, 9)										3	0	0	0	0	1	3						
34 Elijah Dukes, R OBP: 0.571, SLG: 0.667 29 Ryan Langerhans, L (1, 7) (7, FR)										3	0	2	0	0	1	0						
5 Kory Casto, L OBP: 0.143, SLG: 0.143 71 Yurendell Decaster, R (1, 5) (7, 5)										2	0	0	0	0	1	3						
3 Jesus Flores, R OBP: 1.000, SLG: 2.000 53 Humberto Cota, R OBP: 1.000, SLG: 1.000 (1, 2) (7, 2)										2	0	2	0	0	0	0						
74 Josh Whitesell, L OBP: 0.250, SLG: 0.250 Matthew Whitney, R (1, 3) (7, 3)										2	0	0	0	0	1	2						
Inning Stats	R: 0 E: 0 K: 0 S: 3	H: 0 LOB: 0 BB: 0 P: 3	R: 0 E: 0 K: 0 S: 4	H: 1 LOB: 1 BB: 0 P: 4	R: 0 E: 0 K: 1 S: 5	H: 1 LOB: 0 BB: 0 P: 5	R: 0 E: 0 K: 1 S: 6	H: 1 LOB: 1 BB: 0 P: 6	R: 0 E: 0 K: 1 S: 6	H: 1 LOB: 1 BB: 0 P: 6	R: 0 E: 0 K: 2 S: 7	H: 0 LOB: 2 BB: 2 P: 15	R: 0 E: 0 K: 0 S: 5	H: 2 LOB: 2 BB: 0 P: 5	R: 0 E: 0 K: 0 S: 3	H: 0 LOB: 0 BB: 0 P: 3		R: 1 E: 0 K: 1 S: 5	H: 1 LOB: 1 BB: 1 P: 11	1B: 6 2B: 0 3B: 1 HR: 0	SF: 0 SAC: 0 DP: 2 HBP: 1	WP: 0 PB: 0 SB: 0 CS: 0
PITCHER	IP WLS BF H R ER SO BB IBB HBP BLK WP HR S P ERA WHIP	3.0 W 10 2 0 0 1 0 0 0 0 0 0 6 6 0.00 1.000	4.1 H 4 1 0 0 1 0 0 0 0 0 0 6 6 0.00 1.000	5.1 L 9 1 0 0 3 2 0 0 0 0 0 13 21 0.00 1.500	7.1 L 5 2 0 0 0 0 0 0 0 0 0 5 5 0.00 2.000	8.1 L 3 0 0 0 0 0 0 0 0 0 0 3 3 0.00 0.000	9.1 R 1.0 5 1 1 1 1 1 0 1 0 0 12 3 0.00 2.000	ERA WHIP	9.00 2.000													

Batter	1	2	3	4	5	6	7	8	9	AB	R	H	RBI	BB	SO	LOB	TOP			
15 Cristian Guzman, S OBP: 0.333, SLG: 0.333 64 William Bergolla, R (9, PH) 93 Devin Ivany, R (9, S)	0-0 HBP 29 BB 1B	0-0 1B		G5-3			G4-3		1-0 HBP 60 1B 77 2B	3	1	2	0	0	0	0				
76 Frank Diaz, R OBP: 0.500, SLG: 0.500 60 Jason Dubois, R OBP: 1.000, SLG: 1.000	0-0 29 BB FC6-4 1B	0-0 1B		F7			4-0 77 CS BB		0-0 77 2B 6 SF9 1B	3	1	2	1	0	0	0				
34 Elijah Dukes, R OBP: 0.300, SLG: 0.556 77 Roger Bernadina, L OBP: 0.333, SLG: 0.667							1-3 6 SF9 6 CS 1B		0-0 6 SF9 29 2B 2B	3	0	1	0	0	2	3				
29 Bret Boone, R OBP: 0.667, SLG: 1.000 6 Alex Escobar, R (5, PH) (5, 10)	1-0 FC6-4 HBP 1B			F9 22 2B 2B			1-0 F9 1B		0-0 G6-3 SF9 1B	1	1	1	0	0	0	0				
29 Ryan Langerhans, L OBP: 0.556, SLG: 0.400	4-0 FC6-4 BB 1B			K			0-0 G1-3 1B		4-0 74 PB BB 2B	3	1	1	2	2	1	2				
Matthew Whitney, R (1, 3) 74 Josh Whitesell, L (5, PH) OBP: 0.286, SLG: 0.286 (5, 3)	0-0 FC6-4 1B			F9			0-0 F8 1B		1-0 71 1B	2	0	0	1	0	0	3				
22 Willie Harris, L OBP: 0.222, SLG: 0.250 71 Yurendell Decaster, R (6, S) (9, 4)	0-0 F8 1B						0-0 G4-3 1B		0-0 G1-4-6-3 1B	3	0	1	1	0	0	2				
58 Chad Moeller, R (1, 2) 53 Humberto Cota, R OBP: 0.667, SLG: 0.667 (6, 2)		0-0 E6 15 1B 76 1B		K			0-0 L4 1B		0-0 E6 93 HBP 60 1B 1B	3	1	0	0	0	1	1				
4 Pete Orr, L OBP: 0.200, SLG: 0.200 (6, 4) 0 Ofilio Castro, R OBP: 1.000, SLG: 1.000 (7, 4) (9, 6)				K			0-0 P6 1B		0-0 G4-3 1B	3	0	0	0	0	1	1				
Inning Stats	R: 2 E: 0 K: 1 S: 7	H: 2 LOB: 2 BB: 1 P: 12	R: 1 E: 1 K: 2 S: 9	H: 2 LOB: 1 BB: 0 P: 9	R: 1 E: 0 K: 2 S: 9	H: 2 LOB: 1 BB: 0 P: 9	R: 0 E: 0 K: 0 S: 3	H: 0 LOB: 0 BB: 0 P: 3	R: 0 E: 0 K: 0 S: 4	H: 1 LOB: 1 BB: 0 P: 5	R: 0 E: 0 K: 1 S: 4	H: 0 LOB: 0 BB: 1 P: 9	R: 1 E: 0 K: 0 S: 3	H: 1 LOB: 0 BB: 1 P: 8	R: 5 E: 1 K: 1 S: 9	H: 4 LOB: 0 BB: 0 P: 10	1B: 8 2B: 4 3B: 0 HR: 0	SF: 1 SAC: 0 DP: 1 HBP: 2	WP: 0 PB: 1 SB: 1 CS: 1	PA: 42
PITCHER	IP WLS BF H R ER SO BB IBB HBP BLK WP HR S P ERA WHIP	2.0 12 4 3 2 3 1 0 0 0 0 0 0 16 21 9.00 2.500	1.0 5 2 1 1 2 0 0 0 0 0 0 0 9 9 9.00 2.000	1.0 3 0 0 0 0 0 0 0 0 0 0 0 4 5 0.00 1.000	1.0 3 0 0 0 0 0 0 0 0 0 0 0 3 3 0.00 0.000	2.0 7 1 1 0 1 2 0 0 0 0 0 0 7 17 0.00 1.500	0.0 5 3 5 4 0 0 0 0 0 0 0 0 4 5 * *	1.0 W 3 1 0 0 1 0 0 0 0 0 0 5 5 0.00 1.000	52 Jon Leicester, R ERA: 63.0 54 Lance Cormier, R ERA: 63.0 63 Roberto Novoa, R ERA:											

Washington Nationals @ Baltimore Orioles
Fort Lauderdale Stadium, Ft. Lauderdale, FL
Sun Mar 02 2008, 1:05 PM EST
Att: 4,606 - Partly Cloudy - 80 F

AB 36
R 10
H 12
RBI 10
BB 3
SO 7
LOB 16



Batter	1	2	3	4	5	6	7	8	9	AB	R	H	RBI	BB	SO	LOB	BOTTOM					
1 Brian Roberts, S OBP: 0.444, SLG: 0.625 70 Eider Torres, S OBP: 0.444, SLG: 0.375 (6, 4)	0-0 G6-3 1B			G4-3			0-0 SH5-3 1B		0-0 69 1B 26 1B 69 S 1B	3	1	0	0	0	0	0						
6 Melvin Mora, R OBP: 0.444, SLG: 0.556 69 Oscar Salazar, R OBP: 0.600, SLG: 1.400 (6, 5)	0-0 BB 30 FC4-6 2B	0-0 2H 1B					0-0 P3 1B		1-0 26 1B 1B	3	1	2	1	0	0	0						
21 Nick Markakis, L OBP: 0.667, SLG: 1.143 26 Chris Roberson, S OBP: 0.364, SLG: 0.364 (6, 9)	4-0 FC4-6 BB 1B						1-2 HR 1B		0-0 73 G6-3 73 S 1B	2	1	1	1	1	0	1						
Kevin Millar, R OBP: 0.444, SLG: 0.286 73 Chris Heintz, R (5, PR) (6, 3)	4-0 FC4-6 BB 1B			G6-3			0-0 G6-3 1B		0-0 F7 1B	2	0	1	0	1	0	0						
30 Luke Scott, L OBP: 0.333, SLG: 0.286 74 Zach Dillon, L (7, PH) (8, 10)	0-0 FC4-6 1B			K			0-0 G4-6-3 1B		0-3 K 1B	3	0	0	1	0	1	3						
Ramon Hernandez, R OBP: 0.429, SLG: 0.333 58 Matt Wieters, S OBP: 0.143, SLG: 0.143 (1, 2) (6, 2)	0-0 F8 1B						0-0 G4-3 1B		0-0 K 1B	1	0	0	0	0	0	2						
Jay Gibbons, L (1, 7) 9 Scott Moore, L OBP: 0.545, SLG: 1.000 (6, 7)							0-0 G1-3 1B		0-0 G6-3 1B	2	0	0	0	0	1	1						
Jay Payton, R OBP: 0.500, SLG: 0.500 25 Luis Terrero, R OBP: 0.556, SLG: 0.500 (6, 8)				G1-3			0-0 L5 1B		0-0 12 S 12 2B 1B	2	1	1	0	0	0	0						
2 Luis Hernandez, S OBP: 0.333, SLG: 0.200 12 Brandon Fahey, L OBP: 0.500, SLG: 0.667 (6, 6)				G3 1B			0-0 L6 1B		1-0 70 SH5-3 69 2B 70 1B 2B	2	0	0	0	0	0	1						
Inning Stats	R: 1 E: 0 K: 0 S: 4	H: 1 LOB: 2 BB: 2 P: 12	R: 2 E: 1 K: 0 S: 6	H: 2 LOB: 1 BB: 0 P: 6	R: 0 E: 0 K: 2 S: 7	H: 0 LOB: 1 BB: 0 P: 8	R: 0 E: 0 K: 0 S: 3	H: 0 LOB: 0 BB: 0 P: 3	R: 1 E: 0 K: 0 S: 6	H: 2 LOB: 1 BB: 0 P: 7	R: 0 E: 0 K: 0 S: 3	H: 0 LOB: 0 BB: 0 P: 3	R: 2 E: 0 K: 1 S: 8	H: 3 LOB: 1 BB: 0 P: 9	R: 3 E: 0 K: 1 S: 10	H: 5 LOB: 2 BB: 0 P: 12	R: 2 E: 0 K: 0 S: 4	H: 3 LOB: 1 BB: 0 P: 4	1B: 11 2B: 4 3B: 0 HR: 1	SF: 0 SAC: 1 DP: 1 HBP: 1	WP: 0 PB: 0 SB: 3 CS: 0	PA: 44
PITCHER	IP WLS BF H R ER SO BB IBB HBP BLK WP HR S P ERA WHIP	1.2 12 3 3 1 1 2 0 0 0 0 0 0 1 17 3.38 1.125	1.2 4 0 0 0 0 0 0 0 0 0 0 0 4 4 0.00 0.000	1.0 6 3 2 2 1 0 0 0 0 0 0 0 8 9 18.00 3.000	1.0 8 5 3 3 1 0 0 0 0 0 0 0 10 12 27.00 5.000	0.1 L 4 3 2 2 0 0 0 0 0 0 0 4 4 54.00 9.000	85 Jim Ed Warden, R ERA: 13.5															

Washington Nationals @ Baltimore Orioles
Fort Lauderdale Stadium, Ft. Lauderdale, FL
Sun Mar 02 2008, 1:05 PM EST
Att: 4,606 - Partly Cloudy - 80 F

AB 40
R 11
H 16
RBI 10
BB 2
SO 4
LOB 12



Batter	1	2	3	4	5	6	7	8	9	AB	R	H	RBI	BB	SO	LOB	TOP								
Adam Kennedy, L (1,4) OBP: 0.222, SLG: 0.222 89 Nick Stavinoha, R (6,9)	F9		F8-4			K		G4-3		3	0	0	0	0	1	2									
24 Rick Ankiel, L (1,8) OBP: 0.400, SLG: 0.333 86 Cody Haerther, L (6,7)	G3-1			G5-3			1B			3	0	1	0	0	0	0									
5 Albert Pujols, R (1,3) OBP: 0.500, SLG: 0.900 13 Brendan Ryan, R (6,4)	F9			F7		F8		F9		3	0	0	0	0	0	1									
8 Troy Glaus, R (1,5) OBP: 0.500, SLG: 0.500 94 Rico Washington, L (7, PR) (7,5)				F9				F8		3	0	2	0	0	0	0									
16 Chris Duncan, L (1,7) OBP: 0.308, SLG: 0.100 28 D'Angelo Jimenez, S (7,3)										2	0	0	0	1	2	2									
47 Ryan Ludwick, R (1,10) OBP: 0.154, SLG: 0.154	G6-4-3									4	1	1	0	0	2	2									
55 Skip Schumaker, L (1,9) OBP: 0.455, SLG: 0.400 84 Colby Rasmus, L (7,8) OBP: 0.333, SLG: 0.286			G4-3							3	0	1	1	0	1	1									
21 Jason LaRue, R (1,2) OBP: 0.333, SLG: 0.250 53 Mark Johnson, L (7,2)				F8-4		F8				3	0	1	0	0	1	2									
Aaron Miles, S (1,6) OBP: 0.182, SLG: 0.273										3	0	1	0	0	1	2									
Inning Stats	R: 0 E: 0 K: 0 S: 3	H: 0 LOB: 0 BB: 0 P: 3	R: 0 E: 0 K: 1 S: 5	H: 1 LOB: 0 BB: 0 P: 5	R: 0 E: 0 K: 0 S: 4	H: 2 LOB: 1 BB: 0 P: 4	R: 0 E: 0 K: 0 S: 3	H: 0 LOB: 0 BB: 0 P: 3	R: 0 E: 0 K: 2 S: 7	H: 0 LOB: 1 BB: 1 P: 11	R: 0 E: 0 K: 2 S: 8	H: 1 LOB: 1 BB: 0 P: 8	R: 2 E: 0 K: 2 S: 10	H: 3 LOB: 2 BB: 0 P: 11	R: 0 E: 0 K: 0 S: 4	H: 1 LOB: 1 BB: 0 P: 4	R: 0 E: 0 K: 1 S: 5	H: 0 LOB: 0 BB: 0 P: 5	1B: 7 2B: 2 3B: 0 HR: 0	SF: 0 SAC: 0 DP: 2 HBP: 0	WP: 0 PB: 0 SB: 1 CS: 0	PA: 34			
PITCHER	IP	WLS	BF	H	R	ER	SO	BB	IBB	HBP	BLK	WP	HR	S	P	ERA	WHIP								
Tim Redding, R (1,1) ERA: 3.0	3.0	W	10	3	0	0	1	0	0	0	0	0	0	12	12	0.00	1.000								
81 Jason Stanford, L (4,1) ERA: 3.0	2.0	H	7	0	0	0	2	1	0	0	0	0	0	10	14	0.00	0.500								
84 Tristan Crawford, R (6,1) ERA: 3.0	2.0	H	10	4	2	1	4	0	0	0	0	0	0	18	19	4.50	2.000								
36 Ray King, L (8,1) ERA: 3.0	1.0	H	4	1	0	0	0	0	0	0	0	0	0	4	4	0.00	1.000								
52 Saul Rivera, R (9,1) ERA: 3.0	1.0	S	3	0	0	0	1	0	0	0	0	0	0	5	5	0.00	0.000								

St. Louis Cardinals @ Washington Nationals
Space Coast Stadium, Viera, FL
Mon Mar 03 2008, 1:05 PM EST
Att: 2,792 - Partly Cloudy - 80 F

AB 33
R 2
H 8
RBI 1
BB 1
SO 8
LOB 14



Batter	1	2	3	4	5	6	7	8	9	AB	R	H	RBI	BB	SO	LOB	BOTTOM									
Felipe Lopez, S (1,6) OBP: 0.214, SLG: 0.083 64 William Bergolla, R (7,6)	G5-3		FC4-6					P3		3	0	0	1	0	1	3										
22 Willie Harris, L (1,4) OBP: 0.250, SLG: 0.200 4 Pete Orr, L (6,4) OBP: 0.167, SLG: 0.167	G3-1		G3					G6-3		2	0	0	0	1	0	1										
11 Ryan Zimmerman, R (1,5) OBP: 0.667, SLG: 1.333 5 Kory Casto, L (2,5) OBP: 0.333, SLG: 0.111										1	0	1	0	0	0	0										
24 Nick Johnson, L (1,3) OBP: 0.364, SLG: 0.333 62 Jorge Padilla, R (6, PR) 74 Josh Whitesell, L (7,3) OBP: 0.250, SLG: 0.250	G3-1			G6-4-3						3	0	1	0	0	0	2										
26 Willy Mo Peña, R (1,7) OBP: 0.400, SLG: 0.615 55 Garrett Guzman, L (7,7)				F8				F8		3	0	0	0	0	0	1										
34 Elijah Dukes, R (1,9) OBP: 0.538, SLG: 0.818 29 Ryan Langerhans, L (6, PR) OBP: 0.500, SLG: 0.333										2	1	1	1	1	1	0										
Matthew Whitney, R (1,10) 60 Jason Dubois, R (6, PH) OBP: 0.750, SLG: 0.667										1	0	0	0	1	0	0										
30 Justin Maxwell, R (1,8) OBP: 0.500, SLG: 0.400										3	1	2	0	0	1	2										
83 Wil Nieves, R (1,2) OBP: 0.500, SLG: 0.600 58 Chad Moeller, R (6,2)										1	0	1	0	0	0	0										
Inning Stats	R: 0 E: 0 K: 0 S: 4	H: 1 LOB: 1 BB: 0 P: 4	R: 0 E: 0 K: 1 S: 5	H: 0 LOB: 0 BB: 0 P: 5	R: 1 E: 0 K: 0 S: 4	H: 2 LOB: 0 BB: 0 P: 5	R: 0 E: 0 K: 0 S: 2	H: 0 LOB: 0 BB: 1 P: 6	R: 1 E: 0 K: 1 S: 8	H: 2 LOB: 3 BB: 2 P: 17	R: 1 E: 0 K: 1 S: 6	H: 1 LOB: 2 BB: 1 P: 10	R: 0 E: 0 K: 1 S: 5	H: 0 LOB: 0 BB: 0 P: 5	R: 0 E: 0 K: 2 S: 7	H: 0 LOB: 1 BB: 1 P: 11	1B: 3 2B: 2 3B: 0 HR: 1	SF: 0 SAC: 1 DP: 1 HBP: 0	WP: 0 PB: 0 SB: 0 CS: 1	PA: 33						
PITCHER	IP	WLS	BF	H	R	ER	SO	BB	IBB	HBP	BLK	WP	HR	S	P	ERA	WHIP									
Braden Looper, R (1,1) ERA: 3.0	3.0	L	11	3	1	1	1	3	0	0	0	0	0	1	10	23	4.50	2.500								
71 Mitchell Boggs, R (4,1) ERA: 4.5	2.0		10	2	1	1	1	3	0	0	0	0	0	11	15	4.50	1.000									
31 Ryan Franklin, R (6,1) ERA: 3.0	2.0		8	1	1	1	2	1	0	0	0	0	0	7	11	0.00	1.000									
61 Ron Flores, L (8,1) ERA: 4.5	1.0		4	0	0	0	2	1	0	0	0	0	0	7	11	0.00	1.000									

St. Louis Cardinals @ Washington Nationals
Space Coast Stadium, Viera, FL
Mon Mar 03 2008, 1:05 PM EST
Att: 2,792 - Partly Cloudy - 80 F

AB 27
R 3
H 6
RBI 3
BB 5
SO 6
LOB 17



Batter	1	2	3	4	5	6	7	8	9	AB	R	H	RBI	BB	SO	LOB	TOP								
Iván De Jesús Jr., R OBP: 0.400, SLG: 0.600										5	0	2	0	0	1	0	Los Angeles Dodgers @ Washington Nationals Space Coast Stadium, Viera, FL Tue Mar 04 2008, 1:05 PM EST Att: 1,762 - Cloudy - 82 F								
3 Delwyn Young, S										5	0	0	0	0	3	2									
16 Andre Ethier, L OBP: 0.389, SLG: 0.467										4	1	2	1	0	0	1									
75 Xavier Paul, L OBP: 0.428, SLG: 0.800										0	0	0	0	0	0	0									
25 Andrew Jones, R OBP: 0.375, SLG: 0.250										2	1	0	0	2	0	1									
36 Danny Ardoin, R										0	0	0	0	0	0	0									
5 Nomar Garciaparra, R OBP: 0.385, SLG: 0.462										3	2	2	0	0	0	1									
17 Jason Repko, R OBP: 0.444, SLG: 0.167										1	0	0	0	0	0	0									
21 Mark Sweeney, L OBP: 0.091, SLG: 0.091										4	0	0	1	0	1	2									
76 John Lindsey, R OBP: 0.222, SLG: 0.222										3	1	2	3	1	1	0									
33 Ramon Martinez, R OBP: 0.091, SLG: 0.091										0	0	0	0	0	0	0									
26 Gary Bennett, R OBP: 0.222, SLG: 0.222										3	0	1	0	0	0	1									
83 Terry Tiffee, S										1	0	0	0	0	0	1									
80 Angel Chavez, R OBP: 0.167, SLG: 0.167										4	0	0	0	0	1	2									
Inning Stats	R: 0 E: 0 K: 1 S: 5	H: 1 LOB: 0 BB: 0 P: 5	R: 2 E: 0 K: 0 S: 5	H: 2 LOB: 1 BB: 1 P: 9	R: 1 E: 0 K: 0 S: 4	H: 1 LOB: 1 BB: 1 P: 9	R: 0 E: 0 K: 1 S: 5	H: 0 LOB: 0 BB: 0 P: 5	R: 0 E: 0 K: 0 S: 4	H: 2 LOB: 2 BB: 0 P: 4	R: 2 E: 0 K: 2 S: 10	H: 3 LOB: 1 BB: 0 P: 12	R: 0 E: 1 K: 1 S: 6	H: 0 LOB: 1 BB: 0 P: 7	R: 0 E: 0 K: 0 S: 3	H: 0 LOB: 1 BB: 1 P: 7	R: 0 E: 0 K: 2 S: 7	H: 0 LOB: 0 BB: 0 P: 7	1B: 5 2B: 2 3B: 0 HR: 2	SF: 0 SAC: 0 DP: 1 HBP: 0	WP: 0 PB: 0 SB: 1 CS: 0	PA: 38			
PITCHER	IP WLS BF H R ER SO BB IBB HBP BLK WP HR S P ERA WHIP																								
47 Matt Chico, L ERA: 5.4	3.0	L	14	4	3	3	1	2	0	0	0	0	0	0	1	14	23	9.00	2.000						
40 Collin Balester, R ERA: 6.0	3.0	L	13	5	2	2	3	0	0	0	0	0	0	0	1	19	21	6.00	1.667						
Luis Ayala, R ERA:	1.0		4	0	0	0	1	0	0	0	0	0	0	0	6	7	0.00	0.000							
Jon Rauch, R ERA:	1.0		4	0	0	0	0	1	0	0	0	0	0	0	3	7	0.00	1.000							
32 Chad Cordero, R ERA:	1.0		3	0	0	0	2	0	0	0	0	0	0	0	7	7	0.00	0.000							

Batter	1	2	3	4	5	6	7	8	9	AB	R	H	RBI	BB	SO	LOB	BOTTOM								
15 Cristian Guzman, S OBP: 0.462, SLG: 0.538										4	1	3	0	0	0	0	Los Angeles Dodgers @ Washington Nationals Space Coast Stadium, Viera, FL Tue Mar 04 2008, 1:05 PM EST Att: 1,762 - Cloudy - 82 F								
64 William Bergolla, R OBP: 0.167, SLG: 0.167										3	0	2	2	0	0	2									
44 Lastings Milledge, R OBP: 0.500, SLG: 0.925										3	0	2	2	0	0	2									
77 Roger Bernadina, L OBP: 0.250, SLG: 0.500										1	0	0	0	0	0	2									
11 Ryan Zimmerman, R OBP: 0.400, SLG: 0.800										4	0	0	0	0	0	3									
0 Ofilio Castro, R OBP: 0.500, SLG: 0.500										1	0	0	0	0	0	2									
24 Nick Johnson, L OBP: 0.286, SLG: 0.250										3	0	0	0	0	0	1									
60 Jason Dubois, R OBP: 0.600, SLG: 0.500										1	0	0	0	0	0	0									
25 Austin Kearns, R OBP: 0.167, SLG: 0.182										3	0	1	0	1	1	0									
26 Willy Mo Peña, R OBP: 0.333, SLG: 0.500										3	0	0	0	0	2	1									
55 Garrett Guzman, L OBP: 0.667, SLG: 0.500										1	0	1	0	0	0	0									
29 Bret Boone, R OBP: 0.500, SLG: 0.714										2	0	0	0	0	0	1									
4 Pete Orr, L OBP: 0.125, SLG: 0.125										2	0	0	0	0	0	2									
3 Jesus Flores, R OBP: 0.571, SLG: 0.833										1	1	0	0	1	1	1									
91 Javi Herrera, R OBP: 1.000, SLG: 1.000										2	0	2	0	0	0	0									
74 Josh Whitesell, L OBP: 0.250, SLG: 0.182										3	1	0	0	1	1	2									
Inning Stats	R: 0 E: 0 K: 0 S: 2	H: 0 LOB: 0 BB: 0 P: 3	R: 0 E: 0 K: 2 S: 7	H: 0 LOB: 0 BB: 0 P: 7	R: 3 E: 0 K: 0 S: 6	H: 2 LOB: 1 BB: 2 P: 15	R: 0 E: 0 K: 1 S: 6	H: 1 LOB: 1 BB: 0 P: 6	R: 0 E: 0 K: 0 S: 4	H: 2 LOB: 1 BB: 0 P: 4	R: 0 E: 0 K: 1 S: 5	H: 0 LOB: 0 BB: 0 P: 5	R: 0 E: 0 K: 1 S: 7	H: 2 LOB: 2 BB: 0 P: 8	R: 0 E: 0 K: 0 S: 4	H: 1 LOB: 2 BB: 1 P: 8	R: 0 E: 0 K: 0 S: 5	H: 2 LOB: 2 BB: 0 P: 5	1B: 8 2B: 2 3B: 0 HR: 0	SF: 0 SAC: 0 DP: 1 HBP: 1	WP: 2 PB: 0 SB: 0 CS: 0	PA: 39			
PITCHER	IP WLS BF H R ER SO BB IBB HBP BLK WP HR S P ERA WHIP																								
21 Esteban Loaiza, R ERA: 6.75	2.0	B	6	0	0	0	2	0	0	0	0	0	0	0	4	13	27.00	12.000							
62 Justin Orenduff, R ERA: 6.75	0.1	B	5	2	3	1	0	2	0	0	0	0	0	0	3	7	0.00	3.000							
74 Cory Wade, R ERA:	1.2		6	1	0	0	1	0	0	0	0	0	0	0	8	8	0.00	0.600							
67 Mario Alvarez, R ERA:	1.0	W	4	2	0	0	0	0	0	0	0	0	0	0	4	4	0.00	2.000							
93 Brian Akin, R ERA:	1.0	H	3	0	0	0	1	0	0	0	0	0	0	0	5	5	0.00	0.000							
PITCHER	IP WLS BF H R ER SO BB IBB HBP BLK WP HR S P ERA WHIP																								
81 Rick Asadoorian, R ERA: 6.75	7.1	H	5	2	0	0	0	0	0	0	0	0	0	0	0	0	0	0.00	2.000						
95 James Adkins, L ERA:	0.2	H	4	1	0	0	0	0	0	0	0	0	0	0	3	7	0.00	3.000							
94 Miguel Pinango, R ERA:	1.1	S	6	2	0	0	0	0	0	0	0	0	0	0	6	6	0.00	1.500							

Batter	1	2	3	4	5	6	7	8	9	AB	R	H	RBI	BB	SO	LOB	TOP																		
Felipe Lopez, S (1,6) OBP: 0.211, SLG: 0.294	G4-3		K		HR	G3			FC4-2 22 PB	5	1	1	1	0	1	1	Washington Nationals @ Los Angeles Dodgers Holman Stadium, Vero Beach, FL Tue Mar 04 2008, 7:05 PM EST Att: 3,591 - Partly Cloudy - 79 F																		
10 Ronnie Belliard, R (1,4) OBP: 0.636, SLG: 1.100										4	0	3	0	0	0	0																			
22 Willie Harris, L (7,4) OBP: 0.231, SLG: 0.182	2B		1B		2B				F7	1	0	0	0	0	0	1																			
34 Elijah Dukes, R (1,9) OBP: 0.529, SLG: 0.786										3	0	1	0	1	2	1																			
6 Alex Escobar, R (1,10)	G3									3	0	0	0	0	1	2																			
5 Kory Casto, L (1,5) OBP: 0.375, SLG: 0.091										2	0	0	0	2	1	4																			
53 Humberto Cota, R (1,2) OBP: 0.667, SLG: 0.600										2	1	1	0	1	1	3																			
58 Chad Moeller, R (6,2)										1	0	0	0	0	0	1																			
29 Ryan Langerhans, L (1,7) ERA: 0.385, LOB: 0.222										3	0	0	0	0	2	3																			
76 Frank Diaz, R (8,7) OBP: 0.400, SLG: 0.400										1	0	0	0	0	0	0																			
30 Justin Maxwell, R (1,8) OBP: 0.400, SLG: 0.444										4	0	1	0	0	0	3																			
70 Luis Jimenez, L (1,3) OBP: 0.333, SLG: 1.000										4	2	2	3	0	0	1																			
Inning Stats	R: 0 E: 0 K: 1 S: 6	H: 1 LOB: 1 BB: 0 P: 6	R: 0 E: 0 K: 0 S: 2	H: 0 LOB: 1 BB: 2 P: 10	R: 1 E: 0 K: 3 S: 12	H: 3 LOB: 3 BB: 0 P: 13	R: 0 E: 0 K: 1 S: 5	H: 0 LOB: 0 BB: 0 P: 5	R: 1 E: 0 K: 0 S: 4	H: 2 LOB: 1 BB: 1 P: 8	R: 0 E: 0 K: 2 S: 7	H: 0 LOB: 0 BB: 0 P: 7	R: 0 E: 0 K: 0 S: 2	H: 0 LOB: 0 BB: 1 P: 6	R: 0 E: 0 K: 0 S: 5	H: 1 LOB: 1 BB: 0 P: 5	1B: 2 2B: 4 3B: 0 HR: 3	SF: 0 SAC: 0 DP: 2 HBP: 1	WP: 0 PB: 1 SB: 0 CS: 1	PA: 38															
PITCHER	IP	WLS	BF	H	R	ER	SO	BB	IBB	HBP	BLK	WP	HR	S	P	ERA	WHIP	PITCHER	IP	WLS	BF	H	R	ER	SO	BB	IBB	HBP	BLK	WP	HR	S	P	ERA	WHIP
18 Hiroki Kuroda, R (1,1) ERA: 9.0	2.0		8	1	0	0	1	2	0	0	0	0	0	8	16	0.00	1.500	43 Yhency Brazoban, R (7,1) ERA: 45.0	1.0		3	0	0	0	2	0	0	0	0	0	7	7	0.00	0.000	
96 Clayton Kershaw, L (3,1) ERA: 9.0	1.0	H	7	3	1	1	3	0	0	1	0	0	1	12	13	9.00	3.000	59 Greg Miller, L (8,1) ERA: 45.0	1.0		3	0	0	0	0	1	0	0	0	2	6	0.00	1.000		
51 Jonathan Broxton, R (4,1) ERA: 9.0	1.0	H	3	0	0	0	1	0	0	0	0	0	0	5	5	0.00	0.000	79 Fernando De La Cruz, R (9,1) ERA: 18.0	1.0		4	1	0	0	0	0	0	0	5	5	0.00	1.000			
45 Scott Proctor, R (5,1) ERA: 9.0	1.0	B	5	2	1	1	0	1	0	0	0	0	1	4	8	9.00	3.000																		
Joe Beimel, L (6,1) ERA: 18.0	1.0	L	5	2	2	2	1	0	0	0	0	0	1	7	7	18.00	2.000																		

AB	33
R	4
H	9
RBI	4
BB	4
SO	8
LOB	20




Batter	1	2	3	4	5	6	7	8	9	AB	R	H	RBI	BB	SO	LOB	BOTTOM																		
9 Juan Pierre, L (1,7) OBP: 0.294, SLG: 0.353										3	0	2	0	0	0	0	Washington Nationals @ Los Angeles Dodgers Holman Stadium, Vero Beach, FL Tue Mar 04 2008, 7:05 PM EST Att: 3,591 - Partly Cloudy - 79 F																		
78 John-Ford Griffin, L (8,7) OBP: 0.667, SLG: 1.000										1	0	0	0	0	0	1																			
55 Russell Martin, R (1,2) OBP: 0.438, SLG: 0.364	2B									1	0	0	1	1	0	0																			
82 Gabriel Gutierrez, R (7,2)										1	0	0	0	0	0	1																			
7 James Loney, L (1,3) OBP: 0.500, SLG: 0.733										3	0	1	0	0	1	2																			
75 Xavier Paul, L (8,9) OBP: 0.500, SLG: 0.833										1	0	1	0	0	0	0																			
12 Jeff Kent, R (1,4) OBP: 0.200, SLG: 0.200										2	0	0	0	0	0	3																			
33 Ramon Martinez, R (4,4) OBP: 0.250, SLG: 0.100										2	0	1	0	0	0	0																			
27 Matt Kemp, R (1,9) OBP: 0.375, SLG: 0.438										3	0	0	0	0	0	3																			
83 Terry Tiffee, S (8,3)										1	0	0	0	0	0	2																			
28 Andy LaRoche, R (1,5) OBP: 0.487, SLG: 0.692										4	1	2	1	0	0	1																			
17 Jason Repko, R (1,8) OBP: 0.308, SLG: 0.100										4	0	0	0	0	2	1																			
22 George Lombard, L (1,10) OBP: 0.200, SLG: 0.800										4	1	1	1	0	1	0																			
14 Chin-Lung Hu, R (1,6) OBP: 0.417, SLG: 0.333										4	1	1	0	0	0	0																			
Inning Stats	R: 0 E: 0 K: 0 S: 4	H: 1 LOB: 2 BB: 1 P: 8	R: 2 E: 0 K: 1 S: 7	H: 2 LOB: 0 BB: 0 P: 7	R: 0 E: 0 K: 0 S: 4	H: 1 LOB: 1 BB: 0 P: 4	R: 0 E: 0 K: 1 S: 5	H: 0 LOB: 0 BB: 0 P: 5	R: 1 E: 0 K: 1 S: 6	H: 1 LOB: 0 BB: 0 P: 6	R: 0 E: 0 K: 0 S: 4	H: 1 LOB: 1 BB: 0 P: 4	R: 0 E: 0 K: 0 S: 6	H: 1 LOB: 1 BB: 0 P: 6	R: 0 E: 0 K: 0 S: 4	H: 2 LOB: 1 BB: 0 P: 4	R: 0 E: 1 K: 0 S: 8	H: 0 LOB: 1 BB: 0 P: 11	1B: 4 2B: 2 3B: 1 HR: 2	SF: 1 SAC: 1 DP: 1 HBP: 0	WP: 0 PB: 0 SB: 0 CS: 0	PA: 37													
PITCHER	IP	WLS	BF	H	R	ER	SO	BB	IBB	HBP	BLK	WP	HR	S	P	ERA	WHIP	PITCHER	IP	WLS	BF	H	R	ER	SO	BB	IBB	HBP	BLK	WP	HR	S	P	ERA	WHIP
57 Jason Bergmann, R (1,1) ERA: 6.0	3.0		14	4	2	2	1	1	0	0	0	0	0	11	11	4.50	0.500	79 Charlie Manning, L (4,1) ERA: 6.0	2.0	W	7	1	1	1	2	0	0	0	0	0	11	11	4.50	0.500	
59 Dennis Tankersley, R (6,1) ERA: 6.0	2.0	H	8	2	0	0	1	0	0	0	0	0	0	10	10	0.00	1.000																		
37 Mike Bacsik, L (8,1) ERA: 6.0	0.1	H	3	2	0	0	0	0	0	0	0	0	0	3	3	0.00	6.000																		
61 Brian Sanchez, R (8,1) ERA: 8.1	1.2	S	5	0	0	0	0	0	0	0	0	0	0	9	12	0.00	0.000																		


AB	34
R	3
H	9
RBI	3
BB	1
SO	4
LOB	14



Batter	1	2	3	4	5	6	7	8	9	AB	R	H	RBI	BB	SO	LOB	TOP					
15 Cristian Guzman, S OBP: 0.471, SLG: 0.529 58 Chad Moeller, R (7, 2)			G5-3		F9				F9	4	1	2	0	0	0	1	Washington Nationals @ St. Louis Cardinals Roger Dean Stadium, Jupiter, FL Wed Mar 05 2008, 1:05 PM EST Att: 3,674 - Cloudy - 78 F					
44 Lastings Millard, R OBP: 0.429, SLG: 0.560 60 Jason Dubois, R OBP: 0.067, SLG: 0.060 30 Justin Maxwell, R OBP: 0.400, SLG: 0.444			K		K					4	1	0	0	0	2	3						
29 Bret Boone, R OBP: 0.462, SLG: 0.636										4	0	1	0	1	0	4						
34 Elijah Dukes, R OBP: 0.476, SLG: 0.778										4	1	1	2	0	2	3						
29 Ryan Langerhans, L OBP: 0.375, SLG: 0.250 55 Garrett Guzman, L OBP: 0.750, SLG: 1.000										3	0	1	1	0	0	0						
10 Ronnie Belliard, R OBP: 0.600, SLG: 0.929										4	0	2	1	0	0	1						
74 Josh Whitesell, L OBP: 0.188, SLG: 0.133			G4-3		K		G3			4	0	0	0	0	1	2						
3 Jesus Flores, R OBP: 0.500, SLG: 0.625 72 Ed Rogers, R (7, 6)										2	0	0	0	0	0	1						
4 Pete Orr, L OBP: 0.250, SLG: 0.500 5 Kory Casto, L OBP: 0.375, SLG: 0.091										4	1	2	2	0	2	0						
										0	0	0	0	0	0	0						
Inning Stats	R: 3 E: 1 K: 0 S: 6	H: 3 LOB: 0 BB: 0 P: 6	R: 0 E: 0 K: 1 S: 5	H: 0 LOB: 0 BB: 0 P: 5	R: 0 E: 0 K: 2 S: 8	H: 1 LOB: 1 BB: 0 P: 8	R: 0 E: 0 K: 1 S: 6	H: 1 LOB: 1 BB: 0 P: 6	R: 0 E: 0 K: 2 S: 8	H: 0 LOB: 2 BB: 1 P: 12	R: 0 E: 0 K: 0 S: 3	H: 0 LOB: 0 BB: 0 P: 3	R: 2 E: 0 K: 0 S: 5	H: 2 LOB: 1 BB: 0 P: 7	R: 1 E: 0 K: 0 S: 5	H: 2 LOB: 1 BB: 0 P: 5	R: 0 E: 0 K: 1 S: 6	H: 1 LOB: 1 BB: 0 P: 6	1B: 6 2B: 3 3B: 1 HR: 1	SF: 0 SAC: 0 DP: 2 HBP: 1	WP: 0 PB: 0 SB: 0 CS: 0	PA: 39
PITCHER	IP WLS BF H R ER SO BB IBB HBP BLK WP HR S P ERA WHIP																					
65 Mike Parisi, R ERA: 5.4	3.0 L 13 4 3 2 3 0 0 0 0 0 0 0 19 19 6.00 1.333																					
27 Ron Villone, L ERA:	1.0 4 1 0 0 1 0 0 0 0 0 0 0 6 6 0.00 1.000																					
72 Hugo Castellanos, R ERA: 3.0	3.0 13 3 2 2 2 1 0 0 1 0 0 1 16 22 6.00 1.333																					
36 Russ Springer, R ERA: 4.5	1.0 5 2 1 1 0 0 0 0 0 0 0 0 5 5 9.00 2.000																					
78 Chris Perez, R ERA:	1.0 4 1 0 0 1 0 0 0 0 0 0 0 6 6 0.00 1.000																					

Batter	1	2	3	4	5	6	7	8	9	AB	R	H	RBI	BB	SO	LOB	BOTTOM					
54 Brian Barton, R OBP: 0.412, SLG: 0.563				CS						5	1	4	2	0	0	0	Washington Nationals @ St. Louis Cardinals Roger Dean Stadium, Jupiter, FL Wed Mar 05 2008, 1:05 PM EST Att: 3,674 - Cloudy - 78 F					
88 Joe Mather, R OBP: 0.421, SLG: 0.467										3	0	1	0	1	0	1						
5 Albert Pujols, R OBP: 0.500, SLG: 0.750 94 Rico Washington, L (7, PR)					K					2	0	0	0	2	1	4						
90 David Freese, R OBP: 0.333, SLG: 0.600										0	0	0	0	1	0	0						
8 Troy Glaus, R OBP: 0.500, SLG: 0.462 89 Nick Stavinoha, R OBP: 0.333, SLG: 0.333			K							3	0	1	0	1	2	3						
22 Juan Gonzalez, R OBP: 0.375, SLG: 0.600 86 Cody Haerther, L OBP: 0.200, SLG: 0.400										1	0	0	0	0	1	0						
4 Yadier Molina, R OBP: 0.077, SLG: 0.077										5	0	1	1	0	1	4						
47 Ryan Ludwick, R OBP: 0.333, SLG: 0.471										4	1	3	1	0	0	2						
3 Cesar Izturis, S OBP: 0.200, SLG: 0.286 70 Jarrett Hoffpauir, R OBP: 0.200, SLG: 0.250			K							4	0	1	0	0	1	3						
Aaron Miles, S OBP: 0.188, SLG: 0.200										1	0	1	0	0	0	0						
Inning Stats	R: 0 E: 0 K: 1 S: 6	H: 1 LOB: 2 BB: 1 P: 10	R: 0 E: 0 K: 1 S: 6	H: 1 LOB: 0 BB: 0 P: 6	R: 0 E: 0 K: 1 S: 5	H: 1 LOB: 1 BB: 1 P: 9	R: 0 E: 0 K: 0 S: 4	H: 2 LOB: 1 BB: 1 P: 9	R: 0 E: 0 K: 2 S: 8	H: 1 LOB: 3 BB: 1 P: 13	R: 1 E: 0 K: 0 S: 5	H: 2 LOB: 1 BB: 0 P: 5	R: 1 E: 0 K: 0 S: 5	H: 2 LOB: 2 BB: 1 P: 9	R: 2 E: 0 K: 0 S: 5	H: 1 LOB: 0 BB: 2 P: 15	R: 0 E: 0 K: 2 S: 8	H: 1 LOB: 2 BB: 0 P: 9	1B: 9 2B: 0 3B: 1 HR: 2	SF: 0 SAC: 0 DP: 2 HBP: 2	WP: 0 PB: 0 SB: 0 CS: 1	PA: 46
PITCHER	IP WLS BF H R ER SO BB IBB HBP BLK WP HR S P ERA WHIP																					
31 John Lannan, L ERA:	3.0 W 13 5 2 2 2 2 0 0 0 0 0 1 16 26 6.75 2.625																					
19 Tyler Clippard, R ERA: 5.79	2.2 H 15 5 2 2 2 2 0 1 0 0 0 1 16 26 6.75 2.625																					
3B Joel Hanrahan, R ERA:	0.1 H 1 0 0 0 0 0 0 0 0 0 0 0 1 1 0.00 0.000																					
52 Saul Rivera, R ERA: 3.0	1.0 H 6 2 1 1 0 1 0 0 0 0 0 0 5 9 9.00 3.000																					
81 Jason Stanford, L ERA: 4.15	0.1 H 4 1 2 2 0 2 0 0 0 0 0 1 4 14 54.00 9.000																					

Batter	1	2	3	4	5	6	7	8	9	AB R H RBI BB SO LOB	TOP																								
											<p>New York Mets @ Washington Nationals Space Coast Stadium, Viera, FL Thu Mar 06 2008, 7:05 PM EST</p> <p>livebaseballscorecards.com</p> <p>AB 0 R 0 H 0 RBI 0 BB 0 SO 0 LOB 0</p> 																								
Inning Stats										1B: 0 SF: 0 WP: 0 PA: 0 2B: 0 SAC: 0 FB: 0 3B: 0 DP: 0 SB: 0 HR: 0 HBP: 0 CS: 0																									
PITCHER	IP	WLS	BF	H	R	ER	SO	BB	IBB	HBP	BLK	WP	HR	S	P	ERA	WHIP	PITCHER	IP	WLS	BF	H	R	ER	SO	BB	IBB	HBP	BLK	WP	HR	S	P	ERA	WHIP

Batter	1	2	3	4	5	6	7	8	9	AB R H RBI BB SO LOB	BOTTOM																								
											<p>New York Mets @ Washington Nationals Space Coast Stadium, Viera, FL Thu Mar 06 2008, 7:05 PM EST</p> <p>livebaseballscorecards.com</p> <p>AB 0 R 0 H 0 RBI 0 BB 0 SO 0 LOB 0</p> 																								
Inning Stats										1B: 0 SF: 0 WP: 0 PA: 0 2B: 0 SAC: 0 FB: 0 3B: 0 DP: 0 SB: 0 HR: 0 HBP: 0 CS: 0																									
PITCHER	IP	WLS	BF	H	R	ER	SO	BB	IBB	HBP	BLK	WP	HR	S	P	ERA	WHIP	PITCHER	IP	WLS	BF	H	R	ER	SO	BB	IBB	HBP	BLK	WP	HR	S	P	ERA	WHIP

Batter	1	2	3	4	5	6	7	8	9	AB	R	H	RBI	BB	SO	LOB	TOP										
15 Cristian Guzman, S OBP: 0.381, SLG: 0.429 96 Ian Desmond, R OBP: 1.000, SLG: 1.000	G5-3		G6-3		G4-3		G4-1		1B	4	0	0	2	0	0	3	Washington Nationals @ Florida Marlins Roger Dean Stadium, Jupiter, FL Fri Mar 07 2008, 1:05 PM EST Att: 2,435 - Cloudy - 83 F										
29 Bret Boone, R OBP: 0.353, SLG: 0.467 5 Kory Casto, L OBP: 0.353, SLG: 0.083	F7		K		P5		K		K	4	0	0	0	0	2	3											
44 Lastings Milledge, R OBP: 0.346, SLG: 0.417 30 Justin Maxwell, R OBP: 0.400, SLG: 0.444	G4-3		L6		F7		G4-3			4	0	0	0	0	0	3											
24 Nick Johnson, L OBP: 0.412, SLG: 0.533 Matthew Whitney, R OBP: 0.400, SLG: 0.636		1B							K	3	0	3	0	0	0	0											
34 Elijah Dukes, R OBP: 0.400, SLG: 0.636	L5				G4-3		L7-4		K	4	0	0	0	0	1	3											
6 Alex Escobar, R OBP: 0.188, SLG: 0.083 60 Jason Dubois, R OBP: 0.571, SLG: 0.667		BB			F9		1B		K	2	0	1	0	1	0	1											
55 Garrett Guzman, L OBP: 0.429, SLG: 0.500 29 Ryan Langerhans, L OBP: 0.353, SLG: 0.231	P6				P5		G3-1		K	3	0	0	0	0	0	4											
83 Wil Nieves, R OBP: 0.625, SLG: 0.667 53 Humberto Cota, R OBP: 0.750, SLG: 0.714		1B			BB		1B		1B	1	1	1	0	1	0	0											
4 Pete Orr, L OBP: 0.375, SLG: 0.733					3B		2B		P4	3	1	2	0	1	0	1											
Inning Stats	R: 0 E: 0 K: 0 S: 3	H: 0 LOB: 0 BB: 0 P: 3	R: 0 E: 0 K: 0 S: 4	H: 2 LOB: 2 BB: 1 P: 9	R: 1 E: 0 K: 1 S: 6	H: 1 LOB: 0 BB: 0 P: 6	R: 0 E: 0 K: 0 S: 4	H: 1 LOB: 1 BB: 0 P: 4	R: 1 E: 0 K: 0 S: 4	H: 1 LOB: 1 BB: 1 P: 8	R: 0 E: 0 K: 0 S: 4	H: 2 LOB: 1 BB: 0 P: 5	R: 0 E: 0 K: 1 S: 6	H: 1 LOB: 2 BB: 1 P: 10	R: 0 E: 0 K: 3 S: 9	H: 0 LOB: 0 BB: 0 P: 9		R: 0 E: 0 K: 2 S: 9	H: 2 LOB: 2 BB: 0 P: 9	1B: 6 2B: 4 3B: 1 HR: 0	SF: 0 SAC: 0 DP: 1 HBP: 0	WP: 2 PB: 0 CS: 0	PA: 38				
PITCHER	IP	WLS	BF	H	R	ER	SO	BB	IBB	HBP	BLK	WP	HR	S	P	ERA	WHIP										
23 Andrew Miller, L ERA: 2.0	4.0		16	4	1	1	1	1	0	0	0	1	0	17	22	2.25	1.250										
22 Matt Lindstrom, R ERA: 9.0	1.0	B	5	1	1	1	0	1	0	0	0	0	0	4	8	9.00	2.000										
61 Jesus Delgado, R ERA: 4.5	1.0	W	4	2	0	0	0	0	0	0	0	1	0	4	5	0.00	2.000										
51 Marcus Gwyn, R ERA: 3.0	1.0	H	5	1	0	0	1	1	0	0	0	0	0	6	10	0.00	2.000										
32 Justin Miller, R ERA: 2.09	1.0	H	3	0	0	0	3	0	0	0	0	0	0	9	9	0.00	0.000										
19 Logan Kensing, R ERA: 2.25	1.0	S	5	2	0	0	2	0	0	0	0	0	0	9	9	0.00	2.000										
Batter	1	2	3	4	5	6	7	8	9	AB	R	H	RBI	BB	SO	LOB	BOTTOM										
2 Hanley Ramirez, R OBP: 0.429, SLG: 0.579 39 Chris Barnwell, R OBP: 0.143, SLG: 0.143	G6-3	P4			G6-3		P6			3	1	1	0	0	0	2	Washington Nationals @ Florida Marlins Roger Dean Stadium, Jupiter, FL Fri Mar 07 2008, 1:05 PM EST Att: 2,435 - Cloudy - 83 F										
11 Robert Andino, R OBP: 0.208, SLG: 0.182	G6-3	G5-3			G6-3				F7	4	0	0	0	0	3												
27 Jeremy Hermida, L OBP: 0.250, SLG: 0.200 1 Alexis Gomez, L OBP: 0.467, SLG: 0.300		2B			P6		F7		BB	3	0	1	1	0	0	0											
14 Josh Willingham, R OBP: 0.353, SLG: 0.400 31 John Gall, R OBP: 0.273, SLG: 0.200	L5				K		K		K2-3	3	0	0	0	0	2	1											
8 Dallas McPherson, L OBP: 0.154, SLG: 0.333 83 Gaby Sanchez, R OBP: 0.083, SLG: 0.083	G4-3				K		HR		P4	3	1	1	1	0	1	1											
Jose Castillo, R OBP: 0.182, SLG: 0.381 81 Chris Coghlan, L OBP: 0.100, SLG: 0.100		G3			G6-3		G1-3			3	0	0	0	0	0	0											
7 Alejandro De Aza, L OBP: 0.389, SLG: 0.800					F7		L8			3	1	1	0	0	0	0											
20 Matt Treanor, R OBP: 0.400, SLG: 0.692 70 Brad Davis, R OBP: 0.200, SLG: 0.200		3B			G1-3		F7			1	0	0	0	1	0	0											
24 Cameron Maybin, R OBP: 0.286, SLG: 0.429 65 Jai Miller, R		BB					P5		1B	3	0	1	1	0	0	1											
Inning Stats	R: 1 E: 0 K: 0 S: 5	H: 2 LOB: 1 BB: 0 P: 5	R: 1 E: 0 K: 0 S: 5	H: 1 LOB: 1 BB: 1 P: 9	R: 0 E: 0 K: 2 S: 7	H: 0 LOB: 0 BB: 0 P: 7	R: 0 E: 0 K: 0 S: 3	H: 0 LOB: 0 BB: 0 P: 3	R: 0 E: 0 K: 1 S: 7	H: 1 LOB: 0 BB: 0 P: 7	R: 0 E: 0 K: 0 S: 4	H: 1 LOB: 1 BB: 0 P: 4	R: 0 E: 0 K: 1 S: 5	H: 0 LOB: 1 BB: 1 P: 9	R: 0 E: 0 K: 1 S: 5	H: 0 LOB: 1 BB: 1 P: 9		1B: 1 2B: 2 3B: 1 HR: 1	SF: 0 SAC: 0 DP: 0 HBP: 0	WP: 0 PB: 0 CS: 0	PA: 32						
PITCHER	IP	WLS	BF	H	R	ER	SO	BB	IBB	HBP	BLK	WP	HR	S	P	ERA	WHIP										
50 Garrett Mock, R ERA: 4.05	3.0		14	3	2	2	2	1	0	0	0	0	0	3	3	0.00	0.000										
Luis Ayala, R	1.0		3	0	0	0	0	0	0	0	0	0	0	3	3	0.00	0.000										
67 Steven Shell, R ERA: 3.6	2.0	L	7	1	1	1	1	0	0	0	0	0	1	10	10	4.50	0.500										
63 Bobby Brownlie, R ERA	1.0		4	1	0	0	0	0	0	0	0	0	0	4	4	0.00	1.000										
79 Adam Carr, R ERA	1.0		4	0	0	0	1	1	0	0	0	0	0	5	9	0.00	1.000										

Batter	1	2	3	4	5	6	7	8	9	AB	R	H	RBI	BB	SO	LOB	TOP					
Felipe Lopez, S (1, 6) OBP: 0.208, SLG: 0.238 96 Ian Desmond, R (8, 6) OBP: 0.667, SLG: 0.500	F9	44 1B BB		K	L7		G1-3		K2-3	4	0	0	0	1	1	4						
44 Lastings Millodge, R (1, 8) OBP: 0.452, SLG: 0.500 60 Jason Dubois, R (9, PH) OBP: 0.625, SLG: 0.857	11 PB 26 SF7 BB			11 S BB			11 HR 2B		5 1B 2B	2	2	2	1	3	0	0						
11 Ryan Zimmerman, R (1, 5) OBP: 0.467, SLG: 0.929 5 Kory Casto, L (7, 5) OBP: 0.389, SLG: 0.154				F9			2-H HR		2-3 1B	4	1	2	4	1	1	3						
26 Wily Mo Peña, R (1, 10) OBP: 0.250, SLG: 0.381	SF7			G5-3		L7	G4-3		G5-3	5	0	0	1	0	1	4						
25 Austin Kearns, R (1, 9) OBP: 0.176, SLG: 0.188 30 Justin Maxwell, R (8, 9) OBP: 0.400, SLG: 0.444	K			F8		L3			P3	5	1	1	0	0	1	1						
70 Luis Jimenez, L (1, 3) OBP: 0.385, SLG: 1.091 Matthew Whitney, R (7, 3)		2-1 HR		10 HR BB		G3	G4-3		G2	3	2	1	1	1	0	1						
10 Ronnie Belliard, R (1, 4) OBP: 0.332, SLG: 1.059 29 Ryan Langerhans, L (8, PH) OBP: 0.389, SLG: 0.231		G4-3		1-H HR		3 2B 1B			G1-3 22 S 11 1B BB	3	3	2	3	1	0	0						
3 Jesus Flores, R (1, 2) OBP: 0.429, SLG: 0.583 58 Chad Moeller, R (7, 2)		K		G5-3		2-H 2B			P6	4	1	1	1	0	1	1						
22 Willie Harris, L (1, 7) OBP: 0.412, SLG: 0.462 72 Ed Rogers, R (8, 4)		44 1B 2B				2-H 2B			G1-3 11 1B BB	2	2	2	1	2	0	0						
Inning Stats	R: 1 E: 0 K: 1 S: 5	H: 0 LOB: 1 BB: 2 P: 13	R: 2 E: 0 K: 2 S: 11	H: 3 LOB: 2 BB: 1 P: 17	R: 2 E: 0 K: 0 S: 4	H: 1 LOB: 0 BB: 1 P: 9	R: 0 E: 0 K: 1 S: 4	H: 0 LOB: 1 BB: 2 P: 13	R: 3 E: 0 K: 0 S: 7	H: 4 LOB: 1 BB: 0 P: 7	R: 2 E: 0 K: 0 S: 7	H: 2 LOB: 0 BB: 0 P: 10	R: 2 E: 0 K: 1 S: 6	H: 1 LOB: 2 BB: 3 P: 18	R: 0 E: 0 K: 0 S: 3	H: 0 LOB: 1 BB: 1 P: 7	R: 0 E: 0 K: 2 S: 9	H: 2 LOB: 2 BB: 0 P: 9	1B: 5 2B: 5 3B: 0 HR: 3	SF: 1 SAC: 0 DP: 0 HBP: 0	WP: 0 PB: 1 SB: 3 CS: 1	PA: 49
PITCHER	IP	WLS	BF	H	R	ER	SO	BB	IBB	HBP	BLK	WP	HR	S	P	ERA	WHIP					
52 Felipe Paulino, R (1, 1) ERA: 7.2	3.0		17	4	5	4	3	4	0	0	0	0	2	20	39	12.00	2.667					
47 Jose Valverde, R (4, 1) ERA: 5.4	1.0		4	0	0	0	1	2	0	0	0	0	0	4	13	0.00	2.000					
26 Doug Brocail, R (5, 1) ERA: 15.75	1.0	L	7	4	3	3	0	0	0	0	0	0	0	7	7	27.00	4.000					
62 Mark McLemore, L (6, 1) ERA: 10.5	1.2		11	3	4	4	0	3	0	0	0	0	1	10	25	21.60	3.600					
63 Sammy Gervacio, R (7, 1) ERA:	1.1		5	0	0	0	1	1	0	0	0	0	0	6	10	0.00	0.750					

Washington Nationals @ Houston Astros
Osceola County Stadium, Kissimmee, FL
Sat Mar 08 2008, 1:05 PM EST
Attn: 2:317 - Partly Cloudy - 63 F

AB 38
R 12
H 13
RBI 12
BB 10
SO 7
LOB 15



Batter	1	2	3	4	5	6	7	8	9	AB	R	H	RBI	BB	SO	LOB	BOTTOM					
3 Kazuo Matsui, S (1, 4) OBP: 0.350, SLG: 0.444 Drew Sutton, S (7, 5) OBP: 0.750, SLG: 0.667	17 WP BB	1-H 1B		17 S 1B		2-H 2B		2-H 1B	P5	3	3	3	2	1	0	0						
Mark Loretta, R (1, 6) OBP: 0.495, SLG: 0.550 95 Eli Iorg, R (7, 7)	17 WP 27 1B HBP	2-H 1B		F7		2-H 2B		1-2 BB		3	1	2	2	0	0	1						
17 Lance Berkman, S (1, 3) OBP: 0.333, SLG: 0.933 Alberto Castillo, R (7, 2)	27 1B 2-H BB	F8		K		G3		K		3	0	0	0	1	1	3						
45 Carlos Lee, R (1, 7) OBP: 0.563, SLG: 0.929 31 David Newhan, L (7, 4) OBP: 0.304, SLG: 0.476	P3			HR		F9		P5		3	1	1	1	0	0	2						
27 Geoff Blum, S (1, 5) OBP: 0.400, SLG: 0.333 67 Tommy Manzella, R (7, 6) OBP: 0.333, SLG: 0.467	2 G4-3 1B			2 G1-6-3 1B		F7		G6-3		3	0	2	1	0	0	0						
2 Darin Erstad, L (1, 8) OBP: 0.388, SLG: 0.556	G4-3			G1-6-3		G3-1		K		5	1	1	0	0	1	4						
28 Victor Diaz, R (1, 10) OBP: 0.273, SLG: 0.500		P3		E5		G5-3		BB		4	1	1	1	1	0	0						
60 Reggie Abercrombie, R (1, 9) OBP: 0.280, SLG: 0.273		P4		K		F7		K		5	0	0	1	0	2	3						
Brad Ausmus, R (1, 2) OBP: 0.400, SLG: 0.600		3 2B 1B		F9		3 2B 2B		1B 2B		5	3	3	0	0	1	0						
Inning Stats	R: 2 E: 0 K: 0 S: 3	H: 1 LOB: 1 BB: 2 P: 12	R: 2 E: 0 K: 0 S: 6	H: 3 LOB: 0 BB: 0 P: 6	R: 1 E: 1 K: 1 S: 7	H: 2 LOB: 1 BB: 0 P: 8	R: 0 E: 0 K: 1 S: 6	H: 1 LOB: 1 BB: 0 P: 6	R: 0 E: 0 K: 0 S: 6	H: 0 LOB: 0 BB: 0 P: 3	R: 2 E: 0 K: 0 S: 6	H: 3 LOB: 1 BB: 0 P: 6	R: 0 E: 0 K: 2 S: 8	H: 1 LOB: 2 BB: 1 P: 12	R: 1 E: 0 K: 1 S: 7	H: 2 LOB: 2 BB: 1 P: 11	R: 2 E: 1 K: 1 S: 7	H: 2 LOB: 0 BB: 0 P: 7	1B: 6 2B: 7 3B: 1 HR: 1	SF: 0 SAC: 0 DP: 2 HBP: 1	WP: 3 PB: 0 SB: 1 CS: 0	PA: 46
PITCHER	IP	WLS	BF	H	R	ER	SO	BB	IBB	HBP	BLK	WP	HR	S	P	ERA	WHIP					
Tim Redding, R (1, 1) ERA: 7.5	3.0		17	6	5	5	1	2	0	0	0	0	0	9	9	0.00	0.500					
36 Joel Hanrahan, R (4, 1) ERA:	2.0	W	7	1	0	0	1	0	0	0	0	0	0	9	9	0.00	0.500					
78 Rob Bell, R (6, 1) ERA: 7.94	1.0		6	3	2	2	0	0	0	0	0	0	0	6	6	18.00	3.000					
52 Saul Rivera, R (7, 1) ERA: 2.25	1.0		5	1	0	0	2	1	0	0	0	0	0	8	12	0.00	2.000					
49 Chris Schroeder, R (8, 1) ERA: 1.93	1.0		6	2	1	1	1	1	0	0	0	0	0	7	11	9.00	3.000					

Washington Nationals @ Houston Astros
Osceola County Stadium, Kissimmee, FL
Sat Mar 08 2008, 1:05 PM EST
Attn: 2:317 - Partly Cloudy - 63 F

AB 41
R 10
H 15
RBI 9
BB 4
SO 6
LOB 19



Batter	1	2	3	4	5	6	7	8	9	AB	R	H	RBI	BB	SO	LOB	TOP			
11 Jamey Carroll, R (1.4)										3	0	0	0	1	1	1	Cleveland Indians @ Washington Nationals Space Coast Stadium, Viera, FL Sun Mar 09 2008, 1:05 PM EDT Att: 5,278 - Sunny - 63 F			
20 David Dellucci, L (1.7) John Drennen, L (6.7)										3	0	0	0	0	0	0				
Franklin Gutierrez, R (1.8) OBP: 0.590, SLG: 0.714										2	0	1	0	2	0	2				
2 Jhonny Peralta, R (1.6) 11 Danny Sandoval, S (6.6) OBP: 0.250, SLG: 0.200 OBP: 0.296, SLG: 0.429										3	0	1	0	0	0	2				
10 Kelly Shoppach, R (1.2) 77 Dave Wallace, R (8.2) OBP: 0.500, SLG: 0.400 OBP: 0.333, SLG: 0.333										3	0	0	0	0	3	2				
78 Beau Mills, L (1.10) Wes Hodges, R (9. PH)										2	0	0	0	1	0	2				
67 Jordan Brown, L (1.3) 79 Chris Gimenez, R (6.5) OBP: 0.625, SLG: 0.833										2	0	0	0	0	1	0				
26 Andy González, R (1.5) OBP: 0.263, SLG: 0.353										3	0	0	0	0	1	0				
62 Trevor Crowe, S (1.9) OBP: 0.375, SLG: 0.364										2	0	1	0	1	0	0				
Inning Stats	R: 0 E: 0 K: 1 S: 6	H: 1 LOB: 1 BB: 0 P: 6	R: 0 E: 0 K: 2 S: 7	H: 0 LOB: 0 BB: 7 P: 0	R: 0 E: 0 K: 0 S: 3	H: 0 LOB: 0 BB: 3 P: 3	R: 0 E: 0 K: 1 S: 6	H: 1 LOB: 2 BB: 1 P: 10	R: 0 E: 0 K: 0 S: 2	H: 0 LOB: 1 BB: 1 P: 6	R: 0 E: 0 K: 1 S: 4	H: 0 LOB: 0 BB: 1 P: 8	R: 0 E: 0 K: 1 S: 6	H: 1 LOB: 2 BB: 1 P: 10	R: 0 E: 1 K: 1 S: 6	H: 0 LOB: 1 BB: 0 P: 6		1B: 2 2B: 1 3B: 0 HR: 0	SF: 0 SAC: 0 DP: 2 HBP: 0	WP: 0 PB: 0 SB: 0 CS: 0
PITCHER	IP WLS BF H R ER SO BB IBB HBP BLK WP HR S P ERA WHIP																			
57 Jason Bergmann, R (1.1) ERA: 2.57	4.0 W 15 2 0 0 4 1 0 0 0 0 0 0 22 26 0.00 0.750																			
59 Dennis Tankersley, R (5.1) ERA: 5.4	1.0 4 0 0 0 0 1 0 0 0 0 0 0 3 7 0.00 1.000																			
Luis Ayala, R (6.1) ERA:	1.0 3 0 0 0 0 1 0 0 0 0 0 0 2 6 0.00 1.000																			
36 Ray King, L (7.1) ERA:	1.0 3 0 0 0 1 1 0 0 0 0 0 0 4 8 0.00 1.000																			
Jon Rauch, R (8.1) ERA:	1.0 5 1 0 0 1 1 0 0 0 0 0 0 6 10 0.00 2.000																			
32 Chad Cordero, R (9.1) ERA:	1.0 4 0 0 0 1 0 0 0 0 0 0 0 6 6 0.00 0.000																			

Batter	1	2	3	4	5	6	7	8	9	AB	R	H	RBI	BB	SO	LOB	BOTTOM			
15 Cristian Guzman, S (1.6) 96 Ian Desmond, R (8.6) OBP: 0.440, SLG: 0.720 OBP: 0.500, SLG: 0.333										4	3	3	4	0	0	1	Cleveland Indians @ Washington Nationals Space Coast Stadium, Viera, FL Sun Mar 09 2008, 1:05 PM EDT Att: 5,278 - Sunny - 63 F			
44 Lastings Milledge, R (1.8) OBP: 0.497, SLG: 0.660									4	2	2	1	0	0	0					
11 Ryan Zimmerman, R (1.10) OBP: 0.368, SLG: 0.765									3	0	0	1	0	1	1					
24 Nick Johnson, L (1.3) Chris Marrero, R (7. PH) OBP: 0.350, SLG: 0.471 OBP: 1.000, SLG: 2.000									2	0	0	1	0	1	0					
25 Austin Kearns, R (1.9) Michael Burgess, L (7. PH) OBP: 0.250, SLG: 0.316 OBP: 1.000, SLG: 2.000									3	1	2	0	0	0	0					
26 Wily Mo Peña, R (1.7) OBP: 0.286, SLG: 0.417									3	0	1	1	1	1	2					
10 Ronnie Belliard, R (1.4) OBP: 0.565, SLG: 0.900									3	0	0	0	1	0	3					
8 Aaron Boone, R (1.5) 5 Kory Casto, L (6. PH) OBP: 0.500, SLG: 0.500 OBP: 0.350, SLG: 0.133										2	1	1	0	0	0	1				
3 Jesus Flores, R (1.2) Jhonatan Solano, R (8.2)										3	1	2	0	0	1	0				
Inning Stats	R: 3 E: 0 K: 0 S: 7	H: 4 LOB: 1 BB: 0 P: 7	R: 3 E: 0 K: 0 S: 6	H: 3 LOB: 0 BB: 0 P: 7	R: 0 E: 0 K: 0 S: 2	H: 0 LOB: 2 BB: 2 P: 10	R: 1 E: 0 K: 2 S: 9	H: 1 LOB: 0 BB: 0 P: 9	R: 0 E: 0 K: 2 S: 8	H: 1 LOB: 1 BB: 0 P: 8	R: 0 E: 0 K: 0 S: 3	H: 1 LOB: 1 BB: 0 P: 3	R: 2 E: 1 K: 0 S: 6	H: 3 LOB: 1 BB: 0 P: 6	R: 0 E: 0 K: 1 S: 5	H: 0 LOB: 0 BB: 0 P: 5		1B: 5 2B: 5 3B: 1 HR: 2	SF: 2 SAC: 0 DP: 1 HBP: 0	WP: 0 PB: 0 SB: 0 CS: 1
PITCHER	IP WLS BF H R ER SO BB IBB HBP BLK WP HR S P ERA WHIP																			
45 Jeremy Sowers, L (1.1) ERA: 18.0	2.0 L 13 7 6 6 0 0 0 0 0 0 1 13 14 4.50 3.500																			
27 Rick Bauer, R (3.1) ERA: 2.25	2.0 8 1 1 1 2 2 0 0 0 0 0 1 11 19 0.00 1.000																			
56 Matt Ginter, R (5.1) ERA: 1.69	2.0 7 2 0 0 2 0 0 0 0 0 0 0 11 11 0.00 1.000																			
69 Scott Lewis, L (7.1) ERA: 9.0	1.0 6 3 2 2 0 0 0 0 0 0 0 0 6 6 18.00 3.000																			
61 Rich Rundles, L (8.1) ERA:	1.0 3 0 0 0 1 0 0 0 0 0 0 0 5 5 0.00 0.000																			



Batter	1	2	3	4	5	6	7	8	9	AB	R	H	RBI	BB	SO	LOB	TOP										
Felipe Lopez, S OBP: 0.222, SLG: 0.250 74 Josh Whitesell, L OBP: 0.176, SLG: 0.125	G6-3		K			G3-6 1B		K		3	0	1	0	0	1	1	Washington Nationals @ Cleveland Indians Chain of Lakes Park, Winter Haven, FL Sun Mar 09 2008, 1:05 PM EDT Att: 3,861 - Partly Cloudy - 62 F										
4 Pete Orr, L OBP: 0.300, SLG: 0.579	G1-3		K			G3-6 1-2		G1-3		4	0	0	0	0	1	2											
29 Bret Boone, R OBP: 0.300, SLG: 0.389 72 Ed Rogers, R	K			G5-3		F7		E5 55 E		3	0	0	0	0	1	0											
34 Elijah Dukes, R OBP: 0.407, SLG: 0.609 60 Jason Dubois, R OBP: 0.600, SLG: 0.778		G5-3		HBP		P4		FC4-6 1B		1	0	0	0	0	0	0											
29 Ryan Langerhans, L OBP: 0.381, SLG: 0.250	K			K				FC4-6 1B		3	1	1	0	0	2	1											
55 Garrett Guzman, L OBP: 0.375, SLG: 0.429				K				3B 1B		1	0	0	0	0	0	1											
6 Alex Escobar, R OBP: 0.211, SLG: 0.133 83 Wil Nieves, R OBP: 0.556, SLG: 0.571						P5		F7		3	0	1	0	0	0	1											
Matthew Whitney, R OBP: 0.154, SLG: 0.250		FC5-4 1B						G4-6-3 1-2		1	0	0	0	0	0	1											
53 Humberto Cota, R OBP: 0.800, SLG: 0.714 91 Javi Herrera, R OBP: 0.750, SLG: 0.750								G1-3		3	0	1	1	0	1	1											
30 Justin Maxwell, R OBP: 0.308, SLG: 0.333								P2		3	0	0	0	0	1	2											
Inning Stats	R: 0 E: 0 K: 1 S: 5	H: 0 LOB: 0 BB: 0 P: 5	R: 0 E: 0 K: 1 S: 6	H: 1 LOB: 1 BB: 0 P: 6	R: 0 E: 0 K: 3 S: 9	H: 0 LOB: 1 BB: 1 P: 13	R: 0 E: 0 K: 1 S: 4	H: 0 LOB: 0 BB: 0 P: 5	R: 0 E: 0 K: 1 S: 5	H: 0 LOB: 1 BB: 1 P: 9	R: 0 E: 0 K: 0 S: 3	H: 1 LOB: 0 BB: 0 P: 3	R: 1 E: 0 K: 0 S: 5	H: 2 LOB: 1 BB: 0 P: 5	R: 0 E: 0 K: 1 S: 5	H: 0 LOB: 0 BB: 0 P: 5	R: 1 E: 2 K: 0 S: 4	H: 1 LOB: 0 BB: 0 P: 4	1B: 4 2B: 0 3B: 1 HR: 0	SF: 0 SAC: 0 DP: 2 HBP: 1	WP: 0 PB: 0 SB: 0 CS: 1	PA: 33					
PITCHER	IP	WLS	BF	H	R	ER	SO	BB	IBB	HBP	BLK	WP	HR	S	P	ERA	WHIP										
37 Jake Westbrook, R ERA: 2.25	3.0	W	11	1	0	0	5	1	0	0	0	0	0	20	24	0.00	0.667										
30 Masa Kobayashi, R ERA: 4.5	1.0	H	3	0	0	0	1	0	0	1	0	0	0	4	5	0.00	0.000										
Aaron Fultz, L ERA: 4.5	2.0	H	7	1	0	0	1	1	0	0	0	0	0	8	12	0.00	1.000										
39 Scott Elarton, R ERA: 1.42	2.0		8	2	1	1	1	0	0	0	0	0	0	10	10	4.50	1.000										
34 Jeff Harris, R ERA:	1.0		4	1	1	0	0	0	0	0	0	0	0	4	4	0.00	1.000										

Batter	1	2	3	4	5	6	7	8	9	AB	R	H	RBI	BB	SO	LOB	BOTTOM										
24 Grady Sizemore, L OBP: 0.571, SLG: 0.727 75 Brad Snyder, L OBP: 0.211, SLG: 0.333	K		P5	G3-1			16 1B 74 SF9 BB	K		3	1	0	0	1	1	3	Washington Nationals @ Cleveland Indians Chain of Lakes Park, Winter Haven, FL Sun Mar 09 2008, 1:05 PM EDT Att: 3,861 - Partly Cloudy - 62 F										
Jason Michaels, R OBP: 0.333, SLG: 0.400 16 Jason Tyner, L OBP: 0.533, SLG: 0.455							74 SF9 48 WP 1B			2	2	2	1	1	0	0											
48 Travis Hafner, L OBP: 0.471, SLG: 0.462							41 G5-4-3 1B			3	0	2	1	1	0	2											
41 Victor Martinez, S OBP: 0.286, SLG: 0.286 74 Armando Camacaro, R OBP: 0.200, SLG: 0.250							41 G5-4-3 1B			3	0	0	0	0	0	4											
Casey Blake, R OBP: 0.400, SLG: 0.333 59 Aaron Herr, R OBP: 0.300, SLG: 0.250							29 FC5-4 2B			3	0	2	0	0	0	0											
13 Adrián Cabrera, S OBP: 0.200, SLG: 0.333 83 Joshua Rodriguez, R							29 BB BB			3	0	0	0	0	0	2											
12 Ben Francisco, R OBP: 0.423, SLG: 0.591							29 FC5-4 BB			3	0	0	0	1	0	1											
29 Josh Barfield, R OBP: 0.417, SLG: 0.500							15 BB BB			3	1	1	1	1	1	2											
15 Andy Marte, R OBP: 0.333, SLG: 0.450							29 BB BB			3	1	1	1	1	0	2											
Inning Stats	R: 0 E: 0 K: 1 S: 5	H: 1 LOB: 1 BB: 1 P: 9	R: 0 E: 0 K: 0 S: 3	H: 0 LOB: 0 BB: 0 P: 3	R: 3 E: 0 K: 0 S: 7	H: 4 LOB: 0 BB: 0 P: 8	R: 0 E: 0 K: 0 S: 4	H: 1 LOB: 3 BB: 2 P: 12	R: 1 E: 0 K: 0 S: 4	H: 2 LOB: 1 BB: 1 P: 9	R: 0 E: 0 K: 1 S: 5	H: 0 LOB: 0 BB: 0 P: 5	R: 1 E: 0 K: 0 S: 5	H: 1 LOB: 1 BB: 1 P: 10	R: 0 E: 0 K: 1 S: 5	H: 0 LOB: 2 BB: 2 P: 13		R: 0 E: 0 K: 1 S: 5	H: 0 LOB: 2 BB: 2 P: 13	1B: 5 2B: 1 3B: 0 HR: 3	SF: 1 SAC: 0 DP: 3 HBP: 0	WP: 1 PB: 0 SB: 1 CS: 0	PA: 37				
PITCHER	IP	WLS	BF	H	R	ER	SO	BB	IBB	HBP	BLK	WP	HR	S	P	ERA	WHIP										
47 Matt Chico, L ERA: 6.23	3.2	L	18	6	3	3	1	3	0	0	0	0	2	18	31	7.36	2.455										
40 Collin Balester, R ERA: 5.09	2.1		9	2	1	1	1	1	0	0	0	0	1	10	15	3.86	1.286										
54 Arnie Munoz, L ERA:	1.0		5	1	1	0	0	1	0	0	0	1	0	5	10	0.00	2.000										
79 Adam Carr, R ERA:	0.2		4	0	0	0	0	2	0	0	0	0	0	2	10	0.00	3.000										
79 Charlie Manning, L ERA: 5.4	0.1		1	0	0	0	1	0	0	0	0	0	0	3	3	0.00	0.000										

AB 30
R 2
H 5
RBI 1
BB 2
SO 8
LOB 11



AB 29
R 5
H 9
RBI 5
BB 7
SO 3
LOB 19



Batter	1	2	3	4	5	6	7	8	9	AB	R	H	RBI	BB	SO	LOB	TOP			
Ivan Rodriguez, R (1, 2) OBP: 0.320, SLG: 0.750 77 Joe Bowen, L (5, PR) OBP: 0.200, SLG: 0.200	3-1 HR		0-3 K2-3		4-0 30 1B BB		0-0 F8		0-0 46 BB 1B	2	1	1	1	1	1	0	Detroit Tigers @ Washington Nationals Space Coast Stadium, Viera, FL Mon Mar 10 2008, 1:05 PM EDT Att. 4,262 - Partly Cloudy - 70 F			
15 Brandon Inge, R (1, 8) OBP: 0.500, SLG: 0.591 46 Freddy Guzman, S (6, 8)	0-0 9 FC6-4 1B		0-0 F8		0-3 K		4-0 68 BB BB		4-0 1-2 BB	3	0	1	0	0	1	1				
9 Carlos Guillen, S (1, 3) OBP: 0.310, SLG: 0.679 68 Jeff Larish, L (6, 3)	0-0 FC6-4 30 G6-3 24 1B 1-2		0-0 F7		0-0 F7		0-3 K		0-3 K	3	1	0	0	0	2	2				
30 Magglio Ordonez, R (1, 10) OBP: 0.370, SLG: 0.520 63 Nick Trzaskos, R (8, PH) OBP: 0.500, SLG: 0.333	0-0 G6-3 1-2			0-0 F9	0-0 1-3 1B				0-0 F7	3	0	1	0	0	0	1				
24 Miguel Cabrera, R (1, 5) OBP: 0.259, SLG: 0.423 26 Mike Hessman, R (6, 5)	0-0 2H 1B			1-0 HR	0-3 K				0-0 F7	3	1	2	2	0	1	2				
25 Ryan Raburn, R (1, 7) OBP: 0.353, SLG: 0.433	0-3 K			0-0 2B					0-0 P4	4	0	1	0	0	1	1				
66 Matt Joyce, L (1, 9) OBP: 0.500, SLG: 0.545		0-0 G3		4-0 39 1B BB					0-0 39 SH1-3 77 1B 1B	3	1	1	0	1	0	0				
39 Ramon Santiago, S (1, 6) OBP: 0.600, SLG: 0.647		0-0 G1-3		0-0 1-2 1B					0-0 SH1-3 1-2	3	0	1	0	0	0	0				
65 Michael Hollimon, S (1, 4) OBP: 0.211, SLG: 0.176		0-0 G6-3		0-3 K					0-3 F8	4	0	0	0	0	2	3				
Inning Stats	R: 2 E: 0 K: 1 S: 9	H: 3 LOB: 1 BB: 0 P: 12	R: 0 E: 0 K: 0 S: 3	H: 0 LOB: 0 BB: 0 P: 3	R: 0 E: 0 K: 1 S: 5	H: 0 LOB: 0 BB: 0 P: 5	R: 1 E: 0 K: 1 S: 7	H: 3 LOB: 2 BB: 1 P: 12	R: 0 E: 0 K: 0 S: 8	H: 0 LOB: 1 BB: 1 P: 12	R: 0 E: 0 K: 0 S: 5	H: 0 LOB: 1 BB: 1 P: 9	R: 0 E: 0 K: 0 S: 3	H: 0 LOB: 0 BB: 0 P: 3	R: 1 E: 0 K: 2 S: 9	H: 2 LOB: 2 BB: 1 P: 13	1B: 6 2B: 1 3B: 0 HR: 2	SF: 0 SAC: 1 DP: 0 HBP: 0	WP: 0 PB: 0 SB: 1 CS: 0	PA: 39
PITCHER	IP WLS BF H R ER SO	IP WLS BF H R ER SO	IP WLS BF H R ER SO	IP WLS BF H R ER SO	IP WLS BF H R ER SO	IP WLS BF H R ER SO	IP WLS BF H R ER SO	IP WLS BF H R ER SO	IP WLS BF H R ER SO	IP WLS BF H R ER SO	IP WLS BF H R ER SO	IP WLS BF H R ER SO	IP WLS BF H R ER SO	IP WLS BF H R ER SO	IP WLS BF H R ER SO	IP WLS BF H R ER SO	ERA WHIP	ERA WHIP		
31 John Lannan, L (1, 1) ERA: 3.12	3.2	16	5	3	3	2	1	0	0	0	0	0	0	0	0	0	0	7.36	1.636	
Tyler Clippard, R (4, 1) ERA: 3.39	3.1	14	2	0	0	4	2	0	0	0	0	0	0	0	0	0	0	0.00	1.200	
52 Saul Rivera, R (8, 1) ERA: 1.8	1.0	3	0	0	0	0	0	0	0	0	0	0	0	0	0	0	0	0.00	0.000	
49 Chris Schroder, R (9, 1) ERA: 3.18	1.0	L 6	2	1	1	2	1	0	0	0	0	0	0	9	13	9.00	3.000			

Batter	1	2	3	4	5	6	7	8	9	AB	R	H	RBI	BB	SO	LOB	BOTTOM			
15 Cristian Guzman, S (1, 6) OBP: 0.414, SLG: 0.643 96 Ian Desmond, R (8, 6)	0-3 K		0-0 G6-3		4-0 10 G6-4-3 BB		0-0 G4-3		0-3 K	3	0	0	0	1	1	1	Detroit Tigers @ Washington Nationals Space Coast Stadium, Viera, FL Mon Mar 10 2008, 1:05 PM EDT Att. 4,262 - Partly Cloudy - 70 F			
10 Ronnie Belliard, R (1, 4) OBP: 0.538, SLG: 0.826 4 Pete Orr, L (7, 4)	0-0 G5-3		0-0 44 1B 1B		0-0 G6-4-3 1-2				0-0 G4-3	3	0	1	0	0	0	2				
44 Lastings Milledge, R (1, 8) OBP: 0.486, SLG: 0.635 34 Elijah Dukes, R (6, 8)	0-0 25 S 1B		0-0 1-2 1B		0-0 G6-3				0-0 G5-3	2	0	2	0	0	0	0				
25 Austin Kearns, R (1, 9) OBP: 0.261, SLG: 0.318 29 Ryan Langerhans, L (6, PR) OBP: 0.409, SLG: 0.294	0-1 G3-1 1-2		0-3 K		0-0 1B				0-0 5 BB HR 1B	3	0	1	0	0	1	3				
26 Willy Mo Peña, R (1, 7) OBP: 0.290, SLG: 0.407 5 Kory Casto, L (8, PH) OBP: 0.381, SLG: 0.133		0-0 8 G1-3 1B		0-0 F8					4-0 P3	3	0	1	0	0	0	1				
70 Luis Jimenez, L (1, 3) OBP: 0.313, SLG: 0.857 Matthew Whitney, R (7, 3)		0-3 K		0-3 K					3-2 1-2 HR BB	3	0	0	0	0	3	2				
8 Aaron Boone, R (1, 10) OBP: 0.167, SLG: 0.167		0-0 G1-3 1-2		0-0 F9					0-0 P4	4	0	0	0	0	0	1				
22 Willie Harris, L (1, 5) OBP: 0.333, SLG: 0.353		0-0 G5-3							0-0 F7	4	0	0	0	0	1	1				
83 Wil Nieves, R (1, 2) OBP: 0.545, SLG: 0.500 53 Humberto Cota, R (7, PH) OBP: 0.750, SLG: 0.667			0-0 F8		4-0 15 BB BB				0-0 G5-3	1	0	0	0	1	0	0				
Inning Stats	R: 0 E: 0 K: 1 S: 7	H: 1 LOB: 1 BB: 0 P: 7	R: 0 E: 0 K: 1 S: 6	H: 1 LOB: 0 BB: 0 P: 6	R: 0 E: 0 K: 1 S: 5	H: 0 LOB: 0 BB: 0 P: 5	R: 0 E: 0 K: 1 S: 5	H: 0 LOB: 1 BB: 2 P: 12	R: 0 E: 0 K: 1 S: 6	H: 1 LOB: 1 BB: 0 P: 6	R: 0 E: 0 K: 0 S: 4	H: 1 LOB: 0 BB: 0 P: 4	R: 3 E: 0 K: 0 S: 7	H: 2 LOB: 0 BB: 1 P: 14	R: 0 E: 0 K: 1 S: 5	H: 0 LOB: 0 BB: 0 P: 5	1B: 7 2B: 0 3B: 0 HR: 1	SF: 0 SAC: 0 DP: 1 HBP: 0	WP: 0 PB: 0 SB: 1 CS: 0	PA: 37
PITCHER	IP WLS BF H R ER SO	IP WLS BF H R ER SO	IP WLS BF H R ER SO	IP WLS BF H R ER SO	IP WLS BF H R ER SO	IP WLS BF H R ER SO	IP WLS BF H R ER SO	IP WLS BF H R ER SO	IP WLS BF H R ER SO	IP WLS BF H R ER SO	IP WLS BF H R ER SO	IP WLS BF H R ER SO	IP WLS BF H R ER SO	IP WLS BF H R ER SO	IP WLS BF H R ER SO	IP WLS BF H R ER SO	ERA WHIP	ERA WHIP		
35 Justin Verlander, R (1, 1) ERA: 6.75	3.0	13	4	0	0	0	0	0	0	0	0	0	0	0	0	0	0.00	1.333		
58 Armando Galarraga, R (4, 1) ERA: 6.75	3.0	H 11	1	0	0	3	2	0	0	0	0	0	0	0	0	0	0.00	1.000		
31 Zach Miner, R (7, 1) ERA: 5.63	2.0	W 10	3	3	3	0	1	0	0	0	0	1	11	18	13.50	2.000				
64 Freddy Dolsi, R (9, 1) ERA: 2.25	1.0	S 3	0	0	0	1	0	0	0	0	0	0	5	5	0.00	0.000				



Batter	1	2	3	4	5	6	7	8	9	AB	R	H	RBI	BB	SO	LOB	TOP																	
15 Cristian Guzman, S OBP: 0.412, SLG: 0.636 (1, 6)										5	1	2	4	0	1	3	Washington Nationals @ Los Angeles Dodgers Holman Stadium, Vero Beach, FL Wed Mar 12 2008, 1:05 PM EDT Att: 6,710 - Partly Cloudy - 78 F																	
10 Ronnie Belliard, R OBP: 0.516, SLG: 0.750 (1, 4)										5	1	2	0	0	1	2																		
44 Lastings Milledge, R OBP: 0.376, SLG: 0.583 4 Pete Orr, L OBP: 0.261, SLG: 0.500 (1, 8) (9, 5)										4	1	1	1	0	1	2																		
25 Austin Kearns, R OBP: 0.259, SLG: 0.423 29 Ryan Langerhans, L OBP: 0.464, SLG: 0.333 (1, 9) (7, 9)										4	1	1	3	0	0	0																		
6 Alex Escobar, R OBP: 0.261, SLG: 0.222 55 Garrett Guzman, L OBP: 0.400, SLG: 0.375 (1, 7) (8, 7) (9, 8)										3	1	1	0	1	1	0																		
8 Aaron Boone, R OBP: 0.273, SLG: 0.200 (1, 10)										4	1	1	0	0	1	1																		
Matthew Whitney, R OBP: 0.211, SLG: 0.529 (1, 3)										4	1	1	1	0	0	3																		
53 Humberto Cota, R OBP: 0.750, SLG: 0.667 83 Wil Nieves, R OBP: 0.536, SLG: 0.444 (1, 2) (8, 2)										3	2	2	0	1	1	0																		
22 Willie Harris, L OBP: 0.423, SLG: 0.450 5 Kory Casto, L OBP: 0.364, SLG: 0.125 (1, 5) (8, 5) (9, 7)										2	1	2	1	2	0	0																		
Inning Stats	R: 0 E: 0 K: 1 S: 5	H: 0 LOB: 0 BB: 0 P: 5	R: 0 E: 0 K: 0 S: 2	H: 0 LOB: 1 BB: 1 P: 7	R: 0 E: 0 K: 2 S: 8	H: 1 LOB: 2 BB: 1 P: 12	R: 3 E: 0 K: 0 S: 6	H: 4 LOB: 2 BB: 1 P: 10	R: 3 E: 0 K: 0 S: 5	H: 2 LOB: 0 BB: 0 P: 6	R: 0 E: 0 K: 1 S: 5	H: 1 LOB: 0 BB: 0 P: 5	R: 0 E: 0 K: 0 S: 3	H: 0 LOB: 0 BB: 0 P: 3	R: 4 E: 0 K: 1 S: 10	H: 5 LOB: 2 BB: 1 P: 14		R: 0 E: 0 K: 1 S: 5	H: 0 LOB: 2 BB: 2 P: 13	1B: 8 2B: 4 3B: 0 HR: 1	SF: 1 SAC: 0 DP: 1 HBP: 2	WP: 1 PB: 0 SB: 0 CS: 1	PA: 45											
PITCHER	IP WLS BF H R ER SO BB IBB HBP BLK WP HR S P ERA WHIP	58 Chad Billingsley, R (1, 1) 3.1 15 3 2 2 3 2 0 0 1 0 0 0 0 18 27 5.40 1.500 77 Greg Jones, R (4, 1) 0.2 L 4 2 1 1 0 0 1 0 0 0 0 0 0 3 7 13.50 4.500 64 Jason Johnson, R (5, 1) 1.0 6 2 3 3 0 0 0 0 1 0 0 1 5 6 27.00 2.000 74 Cory Wade, R (6, 1) 2.0 6 1 0 0 1 0 0 0 0 0 0 0 8 8 0.00 0.500 30 Mike Myers, L (8, 1) 0.2 7 4 4 4 1 1 0 0 0 0 0 0 8 12 54.00 7.500																IP WLS BF H R ER SO BB IBB HBP BLK WP HR S P ERA WHIP	79 Fernando De La Cruz, R (8, 1) 1.1 7 1 0 0 1 2 0 0 0 0 1 0 7 15 0.00 2.250															

Batter	1	2	3	4	5	6	7	8	9	AB	R	H	RBI	BB	SO	LOB	BOTTOM																	
9 Juan Pierre, L OBP: 0.300, SLG: 0.229 Luis Maza, R (1, 7) (8, 4)										0	1	0	0	3	0	0	Washington Nationals @ Los Angeles Dodgers Holman Stadium, Vero Beach, FL Wed Mar 12 2008, 1:05 PM EDT Att: 6,710 - Partly Cloudy - 78 F																	
15 Rafael Furcal, S OBP: 0.412, SLG: 0.633 96 Jamie Hoffmann, R OBP: 1.000, SLG: 4.000 (1, 6) (8, 8)										2	1	0	0	1	1	2																		
7 James Loney, L OBP: 0.400, SLG: 0.486 Russell Mitchell, R (1, 3) (9, 3)										4	0	0	0	0	1	3																		
16 Andre Ethier, L OBP: 0.385, SLG: 0.545 94 John Raglani, L (1, 9) (8, 9)										3	1	1	2	0	0	0																		
17 Jason Repko, R OBP: 0.346, SLG: 0.409 30 Mike Myers, L (8, 1) 79 Fernando De La Cruz, R (8, 1) 91 Josh Bell, S (9, PH)										2	0	0	0	1	1	0																		
Blake DeWitt, L OBP: 0.313, SLG: 0.500 (1, 5)										4	0	0	0	0	1	1																		
26 Gary Bennett, R OBP: 0.214, SLG: 0.286 63 René Rivera, R OBP: 0.333, SLG: 0.333 (1, 2) (7, 2)										2	0	0	0	0	0	0																		
Iván De Jesús Jr., R OBP: 0.154, SLG: 0.231 (1, 4) (8, 6)										3	0	0	0	0	0	1																		
58 Chad Billingsley, R (1, 1) 77 Greg Jones, R (4, 1) 64 Jason Johnson, R (5, 1) 55 Russell Martin, R (5, PH) 74 Cory Wade, R (8, 1) 3 Delwyn Young, S (8, 7)										1	0	0	0	0	1	0																		
Inning Stats	R: 2 E: 0 K: 2 S: 7	H: 0 LOB: 0 BB: 2 P: 15	R: 0 E: 0 K: 0 S: 3	H: 0 LOB: 0 BB: 0 P: 3	R: 0 E: 0 K: 1 S: 5	H: 0 LOB: 1 BB: 1 P: 9	R: 0 E: 0 K: 0 S: 3	H: 0 LOB: 0 BB: 0 P: 3	R: 0 E: 0 K: 1 S: 5	H: 0 LOB: 0 BB: 0 P: 5	R: 1 E: 0 K: 1 S: 7	H: 1 LOB: 1 BB: 1 P: 11	R: 1 E: 0 K: 0 S: 4	H: 1 LOB: 0 BB: 0 P: 4	R: 0 E: 0 K: 1 S: 5	H: 0 LOB: 0 BB: 0 P: 5		1B: 0 2B: 0 3B: 0 HR: 2	SF: 0 SAC: 0 DP: 1 HBP: 0	WP: 0 PB: 1 SB: 4 CS: 0	PA: 33													
PITCHER	IP WLS BF H R ER SO BB IBB HBP BLK WP HR S P ERA WHIP	68 Michael O'Connor, L (1, 1) 5.0 W 18 0 2 1 4 3 0 0 0 0 0 0 1 5 13 9.00 3.000 78 Rob Bell, R (6, 1) 1.0 5 1 1 1 1 2 0 0 0 0 0 1 5 13 9.00 3.000 Jon Rauch, R (7, 1) 1.0 H 3 0 0 0 1 0 0 0 0 0 0 0 6 6 0.00 0.000 79 Charlie Manning, L (8, 1) 1.0 4 1 1 1 0 0 0 0 0 0 0 1 4 4 9.00 1.000 32 Chad Cordero, R (9, 1) 1.0 3 0 0 0 1 0 0 0 0 0 0 0 5 5 0.00 0.000																IP WLS BF H R ER SO BB IBB HBP BLK WP HR S P ERA WHIP																



Batter	1	2	3	4	5	6	7	8	9	AB	R	H	RBI	BB	SO	LOB	TOP			
7 Alejandro De Aza, L OBP: 0.485, SLG: 0.893	F8		K			K		L9		4	0	0	0	0	2	1	Florida Marlins @ Washington Nationals Space Coast Stadium, Viera, FL Thu Mar 13 2008, 7:05 PM EDT Att: 3,250 - Partly Cloudy - 69 F			
4 Alfredo Amezaga, S OBP: 0.598, SLG: 0.292	G5-3			K2-3		B1-3			E5 25 G4-3 24 HR	4	1	0	0	0	1	0				
27 Jeremy Hermida, L OBP: 0.263, SLG: 0.281 1 Alexis Gomez, L OBP: 0.458, SLG: 0.333				P6			G5-3		F9	2	0	0	0	1	0	0				
14 Josh Willingham, R OBP: 0.333, SLG: 0.370 25 Brett Carroll, R OBP: 0.497, SLG: 0.640				G6-3			K		G4-3	3	0	0	0	0	2	1				
3 Jorge Cantu, R OBP: 0.500, SLG: 0.714 24 Cameron Maybin, R OBP: 0.333, SLG: 0.792		G5-3				G6-3 1B				3	0	2	0	0	0	0				
12 Cody Ross, R OBP: 0.298, SLG: 0.286 21 Jason Wood, R OBP: 0.316, SLG: 0.235		G6-3			K		G6-3		HR	3	0	0	0	0	1	2				
Jose Castillo, R OBP: 0.378, SLG: 0.378 73 Tagg Bozied, R OBP: 0.368, SLG: 0.313		G1-3			G6-3					3	0	1	0	0	0	1				
58 Mike Rabelo, S OBP: 0.346, SLG: 0.261 53 John Baker, L OBP: 0.357, SLG: 0.182			F7		L8			G4-3		2	0	0	0	0	0	1				
11 Robert Andino, R OBP: 0.200, SLG: 0.189			F8			B1-3				3	0	0	0	0	1	1				
Inning Stats	R: 0 E: 0 K: 1 S: 5	H: 0 LOB: 1 BB: 1 P: 9	R: 0 E: 0 K: 0 S: 3	H: 0 LOB: 0 BB: 0 P: 3	R: 0 E: 0 K: 1 S: 5	H: 0 LOB: 0 BB: 0 P: 5	R: 0 E: 0 K: 1 S: 5	H: 0 LOB: 0 BB: 0 P: 5	R: 0 E: 0 K: 1 S: 6	H: 1 LOB: 1 BB: 0 P: 6	R: 0 E: 0 K: 1 S: 6	H: 1 LOB: 1 BB: 0 P: 6	R: 0 E: 0 K: 1 S: 6	H: 1 LOB: 1 BB: 0 P: 6	R: 2 E: 1 K: 1 S: 10	H: 2 LOB: 1 BB: 0 P: 11		1B: 2 2B: 2 3B: 0 HR: 1	SF: 0 SAC: 0 DP: 0 HBP: 0	WP: 0 PB: 0 SB: 0 CS: 0
PITCHER	IP WLS BF H R ER SO BB IBB HBP BLK WP HR S P ERA WHIP																			
Tim Redding, R ERA: 4.09	5.0	17	1	0	0	4	1	0	0	0	0	0	0	0	24	28	0.00	0.400		
82 Eude Brito, L ERA:	1.1	4	0	0	0	1	0	0	0	0	0	0	0	6	6	0.00	0.000			
49 Chris Schroder, R ERA: 2.45	1.2	7	2	0	0	2	0	0	0	0	0	0	0	11	11	0.00	1.200			
52 Saul Rivera, R ERA: 1.5	1.0	6	2	2	0	1	0	0	0	0	0	1	10	11	0.00	2.000				

Batter	1	2	3	4	5	6	7	8	9	AB	R	H	RBI	BB	SO	LOB	BOTTOM					
Felipe Lopez, S OBP: 0.216, SLG: 0.265	G6-3		G4-3			G1-3	F7			4	0	0	0	0	2	Florida Marlins @ Washington Nationals Space Coast Stadium, Viera, FL Thu Mar 13 2008, 7:05 PM EDT Att: 3,250 - Partly Cloudy - 69 F						
44 Lastings Milledge, R OBP: 0.444, SLG: 0.708 29 Ryan Langerhans, L OBP: 0.448, SLG: 0.318	L8			K		G4-3		K		3	0	0	0	0	1		0					
24 Nick Johnson, L OBP: 0.310, SLG: 0.333 Matthew Whitney, R OBP: 0.211, SLG: 0.529	F7			K				G5-3		3	0	0	0	1	1		0					
21 Dmitri Young, S OBP: 0.750, SLG: 0.667				G4-3						3	0	2	0	1	0		0					
25 Austin Kearns, R OBP: 0.267, SLG: 0.448 55 Garrett Guzman, L OBP: 0.364, SLG: 0.333	G4-3					G6-3		P3		3	1	1	0	0	0		3					
29 Bret Boone, R OBP: 0.290, SLG: 0.346 5 Kory Casto, L OBP: 0.348, SLG: 0.118		K				K				3	0	0	0	0	2		2					
8 Aaron Boone, R OBP: 0.308, SLG: 0.250 4 Pete Orr, L OBP: 0.320, SLG: 0.583	G5-3									2	0	1	1	0	0		1					
6 Alex Escobar, R OBP: 0.231, SLG: 0.190 22 Willie Harris, L OBP: 0.407, SLG: 0.429			P3			K				2	0	2	0	0	0		0					
3 Jesus Flores, R OBP: 0.417, SLG: 0.476 83 Wil Nieves, R OBP: 0.500, SLG: 0.400			K			G6-3				2	0	0	0	1	1		1					
Inning Stats	R: 0 E: 0 K: 0 S: 3	H: 0 LOB: 0 BB: 0 P: 3	R: 0 E: 0 K: 1 S: 6	H: 1 LOB: 1 BB: 0 P: 6	R: 0 E: 0 K: 1 S: 5	H: 0 LOB: 0 BB: 0 P: 5	R: 0 E: 0 K: 2 S: 7	H: 0 LOB: 0 BB: 0 P: 7	R: 1 E: 0 K: 2 S: 9	H: 2 LOB: 1 BB: 0 P: 9	R: 0 E: 0 K: 0 S: 4	H: 1 LOB: 2 BB: 1 P: 8	R: 0 E: 0 K: 1 S: 6	H: 1 LOB: 2 BB: 1 P: 10	R: 0 E: 0 K: 1 S: 5		H: 0 LOB: 1 BB: 1 P: 9	R: 0 E: 0 K: 0 S: 4	H: 1 LOB: 1 BB: 0 P: 4	1B: 4 2B: 2 3B: 0 HR: 0	SF: 0 SAC: 0 DP: 0 HBP: 0	WP: 0 PB: 0 SB: 0 CS: 0
PITCHER	IP WLS BF H R ER SO BB IBB HBP BLK WP HR S P ERA WHIP																					
Mark Hendrickson, L ERA: 2.7	5.0	18	3	1	1	6	0	0	0	0	0	0	0	30	30	1.80	0.600					
Kevin Gregg, R ERA: 5.4	1.0	5	1	0	0	0	1	0	0	0	0	0	4	8	0.00	2.000						
35 Doug Waechter, R ERA: 1.04	3.0	13	2	0	0	2	2	0	0	0	0	0	15	23	0.00	1.333						

AB 33
R 2
H 5
RBI 2
BB 1
SO 8
LOB 11



AB 33
R 1
H 6
RBI 1
BB 3
SO 8
LOB 14



Batter	1	2	3	4	5	6	7	8	9	AB	R	H	RBI	BB	SO	LOB	TOP					
11 Jamey Carroll, R OBP: 0.222, SLG: 0.280										4	0	0	0	0	2	2	Cleveland Indians @ Washington Nationals Space Coast Stadium, Viera, FL Fri Mar 14 2008, 1:05 PM EDT Att: 2,318 - Sunny - 75 F					
Jason Michaels, R OBP: 0.357, SLG: 0.680 26 Andy González, R OBP: 0.261, SLG: 0.476										3	1	1	1	0	0	0						
12 Ben Francisco, R OBP: 0.421, SLG: 0.647										4	1	2	1	0	2	0						
10 Kelly Shoppach, R OBP: 0.480, SLG: 0.563 79 Chris Gimenez, R OBP: 0.545, SLG: 0.657 76 Wyatt Teregas, R OBP: 0.500, SLG: 0.750										3	1	2	1	0	0	0						
15 Andy Marte, R OBP: 0.286, SLG: 0.452										4	1	1	1	0	0	3						
75 Brad Snyder, L OBP: 0.241, SLG: 0.429										4	0	1	0	0	1	2						
67 Jordan Brown, L OBP: 0.167, SLG: 0.118										3	0	0	0	1	0	0						
11 Danny Sandoval, S OBP: 0.212, SLG: 0.303 59 Aaron Herr, R OBP: 0.200, SLG: 0.154										3	0	0	0	0	0	2						
78 Beau Mills, L OBP: 0.360, SLG: 0.500										4	0	0	0	0	1	2						
Inning Stats	R: 0 E: 0 K: 2 S: 7	H: 0 LOB: 0 BB: 7	R: 1 E: 0 K: 1 S: 7	H: 1 LOB: 0 BB: 10	R: 0 E: 0 K: 0 S: 3	H: 0 LOB: 0 BB: 3	R: 0 E: 0 K: 1 S: 6	H: 1 LOB: 1 BB: 0 P: 6	R: 0 E: 0 K: 0 S: 4	H: 1 LOB: 2 BB: 1 P: 8	R: 3 E: 0 K: 0 S: 9	H: 3 LOB: 0 BB: 0 P: 14	R: 0 E: 0 K: 1 S: 5	H: 0 LOB: 0 BB: 0 P: 5	R: 0 E: 0 K: 0 S: 4	H: 1 LOB: 2 BB: 1 P: 8		R: 0 E: 0 K: 1 S: 5	H: 0 LOB: 0 BB: 5	1B: 3 2B: 0 3B: 0 HR: 4	SF: 0 SAC: 0 DP: 0 HBP: 0	WP: 0 PB: 0 SB: 0 CS: 0
PITCHER	IP WLS BF H R ER SO BB IBB HBP BLK WP HR S P ERA WHIP																					
47 Matt Chico, L ERA: 4.61	5.0 W 19 3 1 1 4 1 0 0 0 0 0 1 27 34 1.80 0.800																					
67 Steven Shell, R ERA: 6.43	1.0 6 3 3 3 0 0 0 0 0 0 3 9 14 27.00 3.000																					
Jesus Colome, R ERA: 8.43	1.0 H 3 0 0 0 1 0 0 0 0 0 0 5 5 0.00 0.000																					
Luis Ayala, R ERA: 3.38	1.0 5 1 0 0 0 1 0 0 0 0 0 4 8 0.00 2.000																					
32 Chad Cordero, R ERA: 3.38	1.0 3 0 0 0 1 0 0 0 0 0 0 5 5 0.00 0.000																					

Batter	1	2	3	4	5	6	7	8	9	AB	R	H	RBI	BB	SO	LOB	BOTTOM					
15 Cristian Guzman, S OBP: 0.421, SLG: 0.649 96 Ian Desmond, R OBP: 0.333, SLG: 0.200										4	2	2	0	0	0	2	Cleveland Indians @ Washington Nationals Space Coast Stadium, Viera, FL Fri Mar 14 2008, 1:05 PM EDT Att: 2,318 - Sunny - 75 F					
29 Bret Boone, R OBP: 0.303, SLG: 0.367										4	1	2	1	1	1	0						
34 Elijah Dukes, R OBP: 0.389, SLG: 0.500 0 Ofilio Castro, R OBP: 0.750, SLG: 0.667										1	0	1	0	1	0	0						
21 Dmitri Young, S OBP: 0.571, SLG: 0.500 Matthew Whitney, R OBP: 0.190, SLG: 0.474										3	1	1	2	0	0	3						
25 Austin Kearns, R OBP: 0.242, SLG: 0.406 92 Edgardo Baez, R OBP: 1.000, SLG: 2.000										3	0	0	0	0	0	4						
8 Aaron Boone, R OBP: 0.375, SLG: 0.533 60 Jason Dubois, R OBP: 0.636, SLG: 1.100										3	1	2	3	0	0	0						
22 Willie Harris, L OBP: 0.355, SLG: 0.360										4	0	0	0	0	2	0						
53 Humberto Cota, R OBP: 0.737, SLG: 0.643 3 Jesus Flores, R OBP: 0.400, SLG: 0.455										2	1	1	0	1	0	0						
55 Garrett Guzman, L OBP: 0.333, SLG: 0.308										4	0	1	0	0	2	0						
Inning Stats	R: 0 E: 0 K: 0 S: 4	H: 1 LOB: 1 BB: 0 P: 4	R: 0 E: 0 K: 0 S: 3	H: 1 LOB: 0 BB: 0 P: 3	R: 2 E: 0 K: 0 S: 5	H: 2 LOB: 2 BB: 2 P: 13	R: 0 E: 0 K: 0 S: 4	H: 1 LOB: 1 BB: 0 P: 4	R: 4 E: 0 K: 0 S: 7	H: 3 LOB: 0 BB: 1 P: 12	R: 0 E: 0 K: 1 S: 7	H: 2 LOB: 3 BB: 1 P: 11	R: 2 E: 0 K: 0 S: 6	H: 2 LOB: 0 BB: 0 P: 8	R: 0 E: 0 K: 2 S: 8	H: 1 LOB: 1 BB: 0 P: 8		R: 0 E: 0 K: 2 S: 8	H: 0 LOB: 0 BB: 0 P: 8	1B: 9 2B: 2 3B: 0 HR: 2	SF: 0 SAC: 1 DP: 2 HBP: 0	WP: 0 PB: 0 SB: 0 CS: 0
PITCHER	IP WLS BF H R ER SO BB IBB HBP BLK WP HR S P ERA WHIP																					
45 Jeremy Sowers, L ERA: 11.25	4.0 L 18 5 2 2 2 0 2 0 0 0 0 0 1 7 24 4.50 1.750																					
49 Edward Mujica, R ERA: 11.91	1.0 7 3 4 4 0 1 0 0 0 0 0 1 7 12 36.00 4.000																					
27 Rick Bauer, R ERA: 3.0	1.0 6 2 0 0 1 1 0 0 0 0 0 0 7 11 0.00 3.000																					
34 Jeff Harris, R ERA: 2.45	1.0 5 2 2 2 0 0 0 0 0 0 0 1 6 8 18.00 2.000																					
61 Rich Rundles, L ERA: 11.91	1.0 4 1 0 0 2 0 0 0 0 0 0 0 8 8 0.00 1.000																					

AB 34
R 4
H 7
RBI 4
BB 2
SO 6
LOB 11



AB 35
R 8
H 13
RBI 8
BB 4
SO 3
LOB 17



Batter	1	2	3	4	5	6	7	8	9	AB	R	H	RBI	BB	SO	LOB	TOP																			
Felipe Lopez, S (1, 6) OBP: 0.225, SLG: 0.270										3	0	1	0	0	1	0	Washington Nationals @ Cleveland Indians Chain of Lakes Park, Winter Haven, FL Fri Mar 14 2008, 7:05 PM EDT Att: 4,342 - Rain - 68 F livebaseballscorecards.com																			
10 Ronnie Belliard, R (1, 4) OBP: 0.529, SLG: 0.774										3	0	2	0	0	1	1																				
24 Nick Johnson, L (1, 3) OBP: 0.344, SLG: 0.320 70 Luis Jimenez, L (5, 3) OBP: 0.313, SLG: 0.857										1	0	0	0	2	1	1																				
6 Alex Escobar, R (1, 10) OBP: 0.207, SLG: 0.167										3	0	0	0	0	1	3																				
5 Kory Casto, L (1, 7) OBP: 0.346, SLG: 0.200										3	1	1	0	0	0	0																				
Justin Maxwell, R (1, 8) OBP: 0.375, SLG: 0.571										2	1	1	2	1	0	0																				
4 Pete Orr, L (1, 5) OBP: 0.357, SLG: 0.593										3	0	2	0	0	0	0																				
83 Wil Nieves, R (1, 2) OBP: 0.412, SLG: 0.308										3	0	0	0	0	1	3																				
62 Jorge Padilla, R (1, 9) OBP: 0.385, SLG: 0.364										2	0	0	0	0	1	2																				
Inning Stats	R: 0 E: 0 K: 1 S: 6	H: 1 LOB: 1 BB: 1 P: 10	R: 0 E: 0 K: 1 S: 6	H: 1 LOB: 2 BB: 1 P: 10	R: 0 E: 0 K: 1 S: 5	H: 1 LOB: 1 BB: 1 P: 9	R: 0 E: 0 K: 0 S: 4	H: 1 LOB: 1 BB: 0 P: 4	R: 0 E: 0 K: 2 S: 8	H: 1 LOB: 0 BB: 0 P: 8	R: 2 E: 0 K: 1 S: 8	H: 2 LOB: 0 BB: 0 P: 11																								
PITCHER	IP	WLS	BF	H	R	ER	SO	BB	IBB	HBP	BLK	WP	HR	S	P	ERA	WHIP	PITCHER	IP	WLS	BF	H	R	ER	SO	BB	IBB	HBP	BLK	WP	HR	S	P	ERA	WHIP	
37 Jake Westbrook, R (1, 1) ERA: 4.0	4.0	W	17	4	0	0	3	3	0	0	0	0	0	21	33	0.00	1.750																			
47 Joe Borowski, R (5, 1) ERA: 7.2	1.0	H	4	1	0	0	2	0	0	0	0	0	0	8	8	0.00	1.000																			
30 Masa Kobayashi, R (6, 1) ERA: 5.4	1.0	S	5	2	2	2	1	0	0	0	0	0	1	8	11	18.00	2.000																			
24 Grady Sizemore, L (1, 8) OBP: 0.522, SLG: 1.053																																				
16 Jason Tyner, L (5, 8) OBP: 0.385, SLG: 0.364																																				
20 David Dellucci, L (1, 7) OBP: 0.289, SLG: 0.333 62 Trevor Crowe, S (6, 7) OBP: 0.346, SLG: 0.333																																				
48 Travis Hafner, L (1, 10) OBP: 0.519, SLG: 0.667																																				
41 Victor Martinez, S (1, 2) OBP: 0.333, SLG: 0.417																																				
2 Jhonny Peralta, R (1, 6) OBP: 0.360, SLG: 0.286																																				
25 Ryan Garko, R (1, 3) OBP: 0.393, SLG: 0.500																																				
Casey Blake, R (1, 5) OBP: 0.375, SLG: 0.263																																				
Franklin Gutierrez, R (1, 9) OBP: 0.524, SLG: 0.895 82 Ryan Golecki, R (4, PR) (5, 9)																																				
29 Josh Barfield, R (1, 4) OBP: 0.400, SLG: 0.452																																				
Inning Stats	R: 0 E: 1 K: 0 S: 4	H: 0 LOB: 1 BB: 0 P: 4	R: 2 E: 1 K: 1 S: 9	H: 1 LOB: 0 BB: 0 P: 10	R: 0 E: 0 K: 0 S: 2	H: 0 LOB: 1 BB: 1 P: 6	R: 1 E: 0 K: 1 S: 7	H: 2 LOB: 2 BB: 1 P: 11	R: 0 E: 0 K: 0 S: 3	H: 0 LOB: 0 BB: 0 P: 3	R: 1 E: 0 K: 0 S: 3	H: 0 LOB: 0 BB: 0 P: 3																								
PITCHER	IP	WLS	BF	H	R	ER	SO	BB	IBB	HBP	BLK	WP	HR	S	P	ERA	WHIP	PITCHER	IP	WLS	BF	H	R	ER	SO	BB	IBB	HBP	BLK	WP	HR	S	P	ERA	WHIP	
57 Jason Bergmann, R (1, 1) ERA: 2.45	4.0	L	18	3	3	1	2	2	0	0	0	0	0	22	31	2.25	1.250																			
Jon Rauch, R (5, 1) ERA:	1.0		3	0	0	0	0	0	0	0	0	0	0	3	3	0.00	0.000																			
AB	R	H	RBI	BB	SO	LOB	WP	HR	S	P	ERA	WHIP	1B	2B	3B	HR	SF	SAC	DP	HBP	WP	PA														
19	3	3	3	2	2	7	0	1	22	31	2.25	1.250	1	0	0	1	0	0	1	0	0	21														

Batter	1	2	3	4	5	6	7	8	9	AB	R	H	RBI	BB	SO	LOB	TOP			
9 Juan Pierre, L (1,7) OBP: 0.271, SLG: 0.209	G6-3		FC5-4		F8		G4-3			4	0	0	0	0	0	3	Los Angeles Dodgers @ Washington Nationals Space Coast Stadium, Viera, FL Sat Mar 15 2008, 1:05 PM EDT Att: 4,309 - Partly Cloudy - 76 F			
15 Rafael Furcal, S (1,6) OBP: 0.357, SLG: 0.526	G6-3			G3		G3-1				4	0	1	2	0	0					
7 James Loney, L (1,3) OBP: 0.360, SLG: 0.444	K			F8		16 WP 16 1B		F8		4	1	1	0	0	1					
55 Russell Martin, R (1,2) OBP: 0.395, SLG: 0.375		G6-3		16 HR BB		16 WP 16 1B		F9		1	2	0	0	2	0					
26 Gary Bennett, R (7,2) OBP: 0.250, SLG: 0.313								F8		1	0	0	0	0	0					
16 Andre Ethier, L (1,9) OBP: 0.429, SLG: 0.600		G3-6-1 1B		1-H HR		1-H 2-H 1B		F8		4	1	3	4	0	0					
Blake DeWitt, L (1,5) OBP: 0.379, SLG: 0.625	G3-6-1			F7		L1-3				4	0	0	0	0	2					
17 Jason Repko, R (1,8) OBP: 0.405, SLG: 0.448				CS 1B		31 SH1-4 15 1B		F7		2	1	1	0	2	0					
Luis Maza, R (1,4) OBP: 0.111, SLG: 0.111				F9		31 SH1-4 15 1B		G4-3		4	1	1	0	0	2					
31 Brad Penny, R (1,1) OBP: 0.500, SLG: 0.500										1	0	1	0	0	0					
44 Takashi Saito, L (6,1) James Tomlin, R (7,PH) 45 Scott Proctor, R (7,1) Rudy Seanez, R (9,1)				9 FC5-4 1B		1-2 2-3		F8		0	0	0	0	0	0					
Inning Stats	R: 0 E: 0 K: 1 S: 5	H: 0 LOB: 0 BB: 0 P: 5	R: 0 E: 0 K: 0 S: 3	H: 1 LOB: 0 BB: 0 P: 3	R: 0 E: 0 K: 0 S: 5	H: 2 LOB: 1 BB: 0 P: 5	R: 2 E: 0 K: 0 S: 6	H: 1 LOB: 0 BB: 1 P: 13	R: 2 E: 0 K: 0 S: 4	H: 2 LOB: 1 BB: 2 P: 13	R: 0 E: 0 K: 0 S: 3	H: 0 LOB: 0 BB: 0 P: 3	R: 0 E: 0 K: 0 S: 3	H: 0 LOB: 0 BB: 0 P: 3	R: 0 E: 0 K: 0 S: 3	H: 0 LOB: 0 BB: 0 P: 3	1B: 6 2B: 2 3B: 0 HR: 1	SF: 0 SAC: 1 DP: 2 HBP: 0	WP: 1 PB: 0 SB: 0 CS: 1	PA: 35
PITCHER	IP WLS BF H R ER SO BB IBB HBP BLK WP HR S P ERA WHIP																			
45 Odalis Perez, L (1,1) ERA: 8.31	4.1 L 18 5 4 4 1 2 0 0 0 0 0 1 21 32 8.31 1.615																			
82 Eude Brito, L (5,1) ERA: 5.0	1.2 8 3 2 2 0 2 0 0 0 0 1 0 6 15 10.80 3.000																			
52 Saul Rivera, R (7,1) ERA: 1.13	2.0 6 0 0 0 0 0 0 0 0 0 0 0 6 6 0.00 0.000																			
38 Joel Hanrahan, R (9,1) ERA:	1.0 3 0 0 0 0 0 0 0 0 0 0 0 3 3 0.00 0.000																			

Batter	1	2	3	4	5	6	7	8	9	AB	R	H	RBI	BB	SO	LOB	BOTTOM			
15 Cristian Guzman, S (1,6) OBP: 0.415, SLG: 0.615	G5-4-3 BB		G4-3			G6-3		K		2	0	0	0	1	0	2	Los Angeles Dodgers @ Washington Nationals Space Coast Stadium, Viera, FL Sat Mar 15 2008, 1:05 PM EDT Att: 4,309 - Partly Cloudy - 76 F			
0 Ofilio Castro, R (8,6) OBP: 0.600, SLG: 0.500										1	0	0	0	0	1					
29 Bret Boone, R (1,4) OBP: 0.278, SLG: 0.333	P3		G6-3			G4-3				3	0	0	0	0	2					
90 Mike Daniel, L (8,8) OBP: 1.000, SLG: 2.000								1-H 2B		1	0	1	0	0	0					
21 Dmitri Young, S (1,10) OBP: 0.455, SLG: 0.333	G5-4-3			G3-1			25 1B 4 1B	K		3	1	0	0	1	1					
25 Austin Kearns, R (1,9) OBP: 0.250, SLG: 0.400		G5-3		L7			4 1B 1B			3	0	1	0	0	0					
92 Edgardo Baez, R (7,PR) OBP: 0.500, SLG: 1.000										1	0	0	0	0	0					
6 Alex Escobar, R (1,7) OBP: 0.212, SLG: 0.148		K		G5-3			F8			3	0	0	0	1	1					
4 Pete Orr, L (1,5) OBP: 0.406, SLG: 0.633						G4-3				3	0	2	1	1	0					
Matthew Whitney, R (1,3) OBP: 0.160, SLG: 0.391						G5-3				4	0	0	0	0	1					
3 Jesus Flores, R (1,2) OBP: 0.370, SLG: 0.417										2	0	0	0	0	0					
83 Wil Nieves, R (7,2) OBP: 0.366, SLG: 0.267			E5 15 G4-3 22 BB			P4				2	0	0	0	0	4					
22 Willie Harris, L (1,8) OBP: 0.353, SLG: 0.333										2	0	0	0	1	0					
Inning Stats	R: 0 E: 0 K: 0 S: 2	H: 0 LOB: 0 BB: 1 P: 6	R: 0 E: 0 K: 1 S: 6	H: 1 LOB: 0 BB: 0 P: 6	R: 0 E: 1 K: 0 S: 3	H: 0 LOB: 1 BB: 1 P: 7	R: 0 E: 0 K: 0 S: 3	H: 0 LOB: 0 BB: 0 P: 3	R: 0 E: 0 K: 0 S: 3	H: 0 LOB: 0 BB: 0 P: 3	R: 1 E: 0 K: 1 S: 7	H: 2 LOB: 2 BB: 1 P: 11	R: 0 E: 0 K: 2 S: 8	H: 1 LOB: 1 BB: 0 P: 8	R: 0 E: 0 K: 0 S: 3	H: 0 LOB: 2 BB: 2 P: 11	1B: 2 2B: 2 3B: 0 HR: 0	SF: 0 SAC: 0 DP: 2 HBP: 0	WP: 0 PB: 0 SB: 0 CS: 0	PA: 35
PITCHER	IP WLS BF H R ER SO BB IBB HBP BLK WP HR S P ERA WHIP																			
31 Brad Penny, R (1,1) ERA: 0.9	5.0 W 17 1 0 0 0 2 0 0 0 0 0 0 3 3 0.00 0.600																			
44 Takashi Saito, R (6,1) ERA:	1.0 3 0 0 0 0 0 0 0 0 0 0 0 3 3 0.00 0.000																			
45 Scott Proctor, R (7,1) ERA: 3.0	2.0 10 3 1 1 3 1 0 0 0 0 0 0 15 19 4.50 2.000																			
Rudy Seanez, R (9,1) ERA:	1.0 5 0 0 0 0 2 0 0 0 0 0 0 3 11 0.00 2.000																			

Batter	1	2	3	4	5	6	7	8	9	AB	R	H	RBI	BB	SO	LOB	TOP					
Felipe Lopez, S (1, 6) OBP: 0.256, SLG: 0.300 72 Ed Rogers, R (6, 6)				G6-3 							3	0	2	0	0	0	0					
10 Ronnie Belliard, R (1, 4) OBP: 0.514, SLG: 0.735 4 Pete Orr, L (6, PR) (6, 4) OBP: 0.412, SLG: 0.656				G3-1 							3	0	1	0	0	0	1					
44 Lastings Milledge, R (1, 8) OBP: 0.477, SLG: 0.530 60 Jason Dubois, R (6, 9) (6, 9) OBP: 0.583, SLG: 1.000				P6 							3	0	0	0	0	1	2					
24 Nick Johnson, L (1, 3) OBP: 0.343, SLG: 0.321 Matthew Whitney, R (6, 3) (6, 3) OBP: 0.154, SLG: 0.375											3	0	1	0	0	2	3					
6 Alex Escobar, R (1, 10) OBP: 0.200, SLG: 0.138 70 Luis Jimenez, L (7, PH) (7, 10) OBP: 0.278, SLG: 0.750					G5-4-3 						2	0	0	0	0	1	1					
Justin Maxwell, R (1, 9) OBP: 0.350, SLG: 0.500 (6, 8)											4	0	1	0	0	2	0					
22 Willie Harris, L (1, 5) OBP: 0.378, SLG: 0.321 71 Yurendell Decaster, R (8, 5) (8, 5)											1	1	0	0	2	0	0					
53 Humberto Cota, R (1, 2) OBP: 0.667, SLG: 0.563 91 Javi Herrera, R (6, 2) (6, 2) OBP: 0.697, SLG: 0.600											2	0	0	0	0	0	1					
55 Garrett Guzman, L (1, 7) OBP: 0.316, SLG: 0.471 (6, 8)											4	1	1	2	0	1	4					
Inning Stats	R: 0 E: 0 K: 1 S: 5	H: 1 LOB: 0 BB: 0 P: 5	R: 0 E: 0 K: 3 S: 9	H: 0 LOB: 0 BB: 0 P: 9	R: 0 E: 0 K: 0 S: 3	H: 0 LOB: 0 BB: 0 P: 3	R: 0 E: 0 K: 0 S: 3	H: 0 LOB: 0 BB: 0 P: 3	R: 0 E: 0 K: 1 S: 5	H: 1 LOB: 0 BB: 0 P: 5	R: 2 E: 0 K: 1 S: 10	H: 3 LOB: 3 BB: 1 P: 17	R: 0 E: 0 K: 2 S: 7	H: 0 LOB: 2 BB: 2 P: 15	R: 0 E: 0 K: 1 S: 6	H: 1 LOB: 1 BB: 0 P: 6	R: 1 E: 1 K: 1 S: 8	H: 1 LOB: 3 BB: 1 P: 12	1B: 5 2B: 1 3B: 0 HR: 1	SF: 1 SAC: 0 DP: 2 HBP: 0	WP: 0 PB: 0 CS: 0	PA: 38
PITCHER	IP	WLS	BF	H	R	ER	SO	BB	IBB	HBP	BLK	WP	HR	S	P	ERA	WHIP					
40 Daniel Cabrera, R (1, 1) ERA: 3.46	5.1	W	20	5	2	2	5	1	0	0	0	0	1	31	38	3.38	1.125					
51 Rando Bied, R (6, 1) ERA: 2.57	0.2		2	0	0	0	1	0	0	0	0	0	0	4	4	0.00	0.000					
60 Ryan Bukvich, R (7, 1) ERA: 3.6	1.0		5	0	0	0	2	2	0	0	0	0	0	7	15	0.00	2.000					
23 Rocky Cherry, R (8, 1) ERA: 2.7	1.0		4	1	0	0	1	0	0	0	0	0	0	6	6	0.00	1.000					
45 Dennis Sarfate, R (9, 1) ERA: 2.7	1.0		7	1	1	0	1	1	0	0	0	0	0	8	12	0.00	2.000					

Washington Nationals @ Baltimore Orioles
Fort Lauderdale Stadium, Ft. Lauderdale, FL
Sun Mar 16 2008, 1:05 PM EDT
Att. 4,611 - Partly Cloudy - 85 F

AB 33
R 3
H 7
RBI 3
BB 4
SO 10
LOB 18



Batter	1	2	3	4	5	6	7	8	9	AB	R	H	RBI	BB	SO	LOB	BOTTOM					
1 Brian Roberts, S (1, 4) OBP: 0.405, SLG: 0.387 70 Eider Torres, S (7, PH) (8, 4) OBP: 0.206, SLG: 0.182										4	0	1	2	0	1	1						
6 Melvin Mora, R (1, 5) OBP: 0.526, SLG: 0.758 66 Mike Costanzo, L (8, 5) (8, 5) OBP: 0.343, SLG: 0.588										4	1	1	1	0	0	1						
21 Nick Markakis, L (1, 9) OBP: 0.421, SLG: 0.559 25 Luis Terrero, R (8, 9) (8, 9) OBP: 0.375, SLG: 0.367										4	1	1	1	0	0	0						
Kevin Millar, R (1, 10) OBP: 0.389, SLG: 0.452 69 Oscar Salazar, R (7, PH) (8, 10) OBP: 0.376, SLG: 0.538										3	0	1	1	0	0	0						
17 Aubrey Huff, L (1, 3) OBP: 0.300, SLG: 0.450 9 Scott Moore, L (7, 3) (7, 3) OBP: 0.619, SLG: 0.889										3	1	1	0	0	0	1						
30 Luke Scott, L (1, 7) OBP: 0.346, SLG: 0.667 13 Tike Redman, L (6, 7) (6, 7) OBP: 0.346, SLG: 0.520										3	1	1	2	0	1	0						
Ramon Hernandez, R (1, 2) OBP: 0.323, SLG: 0.531 24 Guillermo Quiroz, R (7, 2) (7, 2) OBP: 0.435, SLG: 0.500 65 Omar Santos, R (9, 2) (9, 2) OBP: 0.187, SLG: 0.091										3	2	3	0	0	0	0						
10 Adam Jones, R (1, 8) OBP: 0.438, SLG: 0.621 26 Chris Roberson, S (7, PR) (8, 8) OBP: 0.280, SLG: 0.333										4	1	2	2	0	0	2						
12 Brandon Fahey, L (1, 6) OBP: 0.323, SLG: 0.333 Blake Davis, L (8, 6) (8, 6) OBP: 0.400, SLG: 0.444										4	1	1	1	0	0	4						
Inning Stats	R: 0 E: 0 K: 1 S: 5	H: 0 LOB: 0 BB: 0 P: 5	R: 0 E: 0 K: 1 S: 5	H: 0 LOB: 0 BB: 0 P: 5	R: 4 E: 0 K: 0 S: 8	H: 5 LOB: 1 BB: 0 P: 9	R: 2 E: 0 K: 0 S: 6	H: 3 LOB: 1 BB: 0 P: 6	R: 2 E: 0 K: 0 S: 8	H: 3 LOB: 1 BB: 0 P: 11	R: 0 E: 0 K: 0 S: 3	H: 0 LOB: 0 BB: 0 P: 3	R: 3 E: 0 K: 0 S: 6	H: 3 LOB: 2 BB: 2 P: 14	R: 0 E: 0 K: 0 S: 4	H: 2 LOB: 2 BB: 1 P: 8	1B: 10 2B: 5 3B: 0 HR: 1	SF: 0 SAC: 0 DP: 1 HBP: 0	WP: 0 PB: 1 SB: 0 CS: 0	PA: 42		
PITCHER	IP	WLS	BF	H	R	ER	SO	BB	IBB	HBP	BLK	WP	HR	S	P	ERA	WHIP					
John Patterson, R (1, 1) ERA: 7.0	4.0	L	20	8	6	6	2	0	0	0	0	0	1	8	11	18.00	3.000					
54 Arnie Munoz, L (5, 1) ERA: 6.75	1.0		6	3	2	2	0	0	0	0	0	0	0	3	3	0.00	0.000					
49 Chris Schroder, R (6, 1) ERA: 2.16	1.0		3	0	0	0	0	0	0	0	0	0	0	3	3	0.00	0.000					
79 Charlie Manning, L (7, 1) ERA: 10.13	1.0		8	3	3	3	0	2	0	0	0	0	0	6	14	27.00	5.000					
Jesús Colome, R (8, 1) ERA: 2.7	1.0		5	2	0	0	0	1	0	0	0	0	0	4	8	0.00	3.000					

Washington Nationals @ Baltimore Orioles
Fort Lauderdale Stadium, Ft. Lauderdale, FL
Sun Mar 16 2008, 1:05 PM EDT
Att. 4,611 - Partly Cloudy - 85 F

AB 39
R 11
H 16
RBI 11
BB 3
SO 2
LOB 16



Batter	1	2	3	4	5	6	7	8	9	AB	R	H	RBI	BB	SO	LOB	TOP					
7 José Reyes, S (1.6) OBP: 0.311, SLG: 0.452 4 Anderson Hernandez, S (5.6) OBP: 0.269, SLG: 0.299										3	1	2	0	0	0	2	New York Mets @ Washington Nationals Space Coast Stadium, Viera, FL Mon Mar 17 2008, 1:05 PM EDT Att: 5,419 - Partly Cloudy - 76 F					
Endy Chavez, L (1.8) OBP: 0.333, SLG: 0.296 Jésus Feliciano, L (5.8) OBP: 0.556, SLG: 0.500										2	1	1	0	1	0	1						
5 David Wright, R (1.5) OBP: 0.396, SLG: 0.325 9 Marton Anderson, L (5.3) OBP: 0.263, SLG: 0.222										3	1	2	2	0	0	2						
Damon Easley, R (1.4) OBP: 0.136, SLG: 0.263 90 Argenis Reyes, S (5. PR) OBP: 0.448, SLG: 0.655										2	0	0	1	0	0	0						
17 Fernando Tatis, R (1.3) OBP: 0.111, SLG: 0.111										5	0	0	0	0	0	3						
19 Ryan Church, L (1.10) OBP: 0.355, SLG: 0.200										4	1	0	0	1	2	0						
30 Raul Casanova, S (1.2) OBP: 0.364, SLG: 0.222 65 Gustavo Molina, R (8. PH) OBP: 0.364, SLG: 0.222										2	0	0	0	1	0	0						
67 Fernando Martinez, L (1.9) OBP: 0.360, SLG: 0.391										4	2	2	0	0	2	1						
93 Brady Clark, R (1.7) OBP: 0.412, SLG: 0.326 70 Robinson Cancel, R (6.7) OBP: 0.379, SLG: 0.480										3	1	2	0	0	0	0						
Inning Stats	R: 1 E: 0 K: 0 S: 5	H: 2 LOB: 1 BB: 0 P: 6	R: 0 E: 0 K: 2 S: 7	H: 0 LOB: 0 BB: 0 P: 7	R: 0 E: 0 K: 0 S: 4	H: 2 LOB: 2 BB: 0 P: 6	R: 0 E: 0 K: 1 S: 5	H: 0 LOB: 0 BB: 0 P: 5	R: 4 E: 1 K: 0 S: 7	H: 3 LOB: 1 BB: 1 P: 13	R: 0 E: 0 K: 1 S: 6	H: 1 LOB: 2 BB: 1 P: 10	R: 0 E: 0 K: 0 S: 4	H: 1 LOB: 1 BB: 0 P: 4	R: 2 E: 2 K: 0 S: 6	H: 2 LOB: 2 BB: 1 P: 10		R: 0 E: 0 K: 0 S: 3	H: 0 LOB: 0 BB: 0 P: 3	1B: 11 2B: 0 3B: 0 HR: 0	SF: 1 2B: 0 3B: 0 HBP: 0	WP: 1 PB: 0 CS: 5
PITCHER	IP WLS BF H R ER SO BB IBB HBP BLK WP HR S P ERA WHIP																					
68 Michael O'Connor, L (1.1) ERA: 4.38	4.2 L 22 7 5 4 3 1 1 0 0 0 0 1 0 27 36 7.71 1.714																					
61 Brian Sanches, R (5.1) ERA: 6.0	1.1 6 1 0 0 1 1 0 0 0 0 0 0 0 7 11 0.00 1.500																					
Luis Ayala, R (7.1) ERA: 2.84	1.0 4 1 0 0 0 0 0 0 0 0 0 0 0 4 4 0.00 1.000																					
Jon Rauch, R (8.1) ERA: 1.5	1.0 7 2 2 1 0 1 0 0 0 0 0 0 0 6 10 9.00 3.000																					
32 Chad Cordero, R (9.1) ERA:	1.0 3 0 0 0 0 0 0 0 0 0 0 0 0 3 3 0.00 0.000																					

Batter	1	2	3	4	5	6	7	8	9	AB	R	H	RBI	BB	SO	LOB	BOTTOM					
15 Cristian Guzman, S (1.6) OBP: 0.400, SLG: 0.571										3	0	0	0	1	0	New York Mets @ Washington Nationals Space Coast Stadium, Viera, FL Mon Mar 17 2008, 1:05 PM EDT Att: 5,419 - Partly Cloudy - 76 F						
29 Bret Boone, R (1.4) OBP: 0.250, SLG: 0.297 22 Willie Harris, L (9.4) OBP: 0.378, SLG: 0.321										4	0	0	0	1	2							
11 Ryan Zimmerman, R (1.10) OBP: 0.370, SLG: 0.640										4	0	2	1	0	0							
21 Dmitri Young, S (1.3) OBP: 0.429, SLG: 0.333 Matthew Whitney, R (9.3) OBP: 0.146, SLG: 0.390										3	1	1	0	0	1							
25 Austin Kearns, R (1.9) OBP: 0.256, SLG: 0.395 55 Garrett Guzman, L (8.7) OBP: 0.300, SLG: 0.444										3	1	1	0	0	1							
8 Aaron Boone, R (1.5) OBP: 0.316, SLG: 0.444 4 Pete Orr, L (8.5) OBP: 0.429, SLG: 0.656										3	0	0	0	0	3							
3 Jesus Flores, R (1.2) OBP: 0.345, SLG: 0.385 83 Wil Nieves, R (7.2) OBP: 0.429, SLG: 0.375										2	0	0	0	1	1							
29 Ryan Langerhans, L (1.7) OBP: 0.424, SLG: 0.280										3	0	0	0	1	2							
Justin Maxwell, R (1.8) OBP: 0.333, SLG: 0.455										4	1	1	0	0	4							
Inning Stats	R: 0 E: 0 K: 1 S: 5	H: 0 LOB: 0 BB: 0 P: 5	R: 0 E: 0 K: 1 S: 5	H: 0 LOB: 0 BB: 0 P: 5	R: 0 E: 0 K: 2 S: 7	H: 0 LOB: 0 BB: 0 P: 7	R: 0 E: 0 K: 1 S: 5	H: 1 LOB: 1 BB: 0 P: 5	R: 1 E: 2 K: 0 S: 5	H: 1 LOB: 1 BB: 0 P: 5	R: 1 E: 0 K: 0 S: 4	H: 2 LOB: 1 BB: 0 P: 5	R: 1 E: 0 K: 1 S: 7	H: 2 LOB: 1 BB: 0 P: 7	R: 0 E: 0 K: 0 S: 3		H: 0 LOB: 0 BB: 0 P: 3	R: 0 E: 0 K: 0 S: 3	H: 0 LOB: 3 BB: 3 P: 15	1B: 5 2B: 2 3B: 0 HR: 0	SF: 0 2B: 2 3B: 0 HBP: 1	WP: 0 PB: 0 CS: 0
PITCHER	IP WLS BF H R ER SO BB IBB HBP BLK WP HR S P ERA WHIP																					
Oliver Pérez, L (1.1) ERA: 4.61	5.0 W 17 2 1 0 5 0 0 0 0 0 0 0 0 27 27 0.00 0.400																					
Joe Smith, R (6.1) ERA: 9.0	1.0 5 2 1 1 0 0 0 0 1 0 0 0 0 4 5 9.00 2.000																					
50 Duane Sanchez, R (7.1) ERA: 6.75	1.0 H 5 2 1 1 1 0 0 0 0 0 0 0 0 7 7 9.00 2.000																					
73 Ricardo Rincon, L (8.1) ERA: 6.75	1.0 3 0 0 0 0 0 0 0 0 0 0 0 0 3 3 0.00 0.000																					
74 Josejo Diaz, R (9.1) ERA: 1.23	1.0 6 0 0 0 0 0 3 0 0 0 0 0 0 3 15 0.00 3.000																					

AB	38
R	7
H	11
RBI	4
BB	3
SO	4
LOB	19



Batter	1	2	3	4	5	6	7	8	9	AB	R	H	RBI	BB	SO	LOB	TOP			
15 Cristian Guzman, S OBP: 0.396, SLG: 0.556 10 Ronnie Belliard, R OBP: 0.500, SLG: 0.784 (6, 4)	F7		F7			F7	G4-3		K	3	1	1	0	0	0	1	Washington Nationals @ Detroit Tigers Joker Marchant Stadium, Lakeland, FL Tue Mar 18 2008, 1:05 PM EDT Att. 7,919 - Partly Cloudy - 80 F			
44 Lastings Millodege, R OBP: 0.415, SLG: 0.563	K		HR			1B	P5			5	1	2	1	0	2	1				
24 Nick Johnson, L OBP: 0.410, SLG: 0.419 Matthew Whitney, R OBP: 0.143, SLG: 0.346 (6, 3)	1B		BB			2B	1B		K	3	0	3	1	1	0	0				
21 Dmitri Young, S OBP: 0.421, SLG: 0.412	1B		G4-3			K	2B		K	5	1	2	1	0	2	2				
25 Austin Kearns, R OBP: 0.295, SLG: 0.442 29 Ryan Langerhans, L OBP: 0.424, SLG: 0.280 (8, 9)	F7					HR	1B		FC5-4	5	1	3	0	0	0	2				
Felipe Lopez, S OBP: 0.271, SLG: 0.295 (6, 6)		G3				HR	1B		F8	4	1	1	0	1	0	1				
Justin Maxwell, R OBP: 0.379, SLG: 0.560	K					HR	BB		FC5-4	3	1	1	4	2	1	1				
83 Wil Nieves, R OBP: 0.346, SLG: 0.286 (1, 2)	G6-3					F9			L5	5	0	0	0	0	0	4				
22 Willie Harris, L OBP: 0.415, SLG: 0.333 4 Pete Orr, L OBP: 0.417, SLG: 0.636 (7, 5)	1B		15 F7			10 HR	BB		F8	2	1	1	0	2	0	0				
										1	0	0	0	0	0	0				
Inning Stats	R: 0 E: 0 K: 1 S: 7	H: 2 LOB: 2 BB: 0 P: 7	R: 0 E: 0 K: 1 S: 5	H: 0 LOB: 0 BB: 0 P: 5	R: 1 E: 0 K: 0 S: 5	H: 2 LOB: 1 BB: 1 P: 10	R: 0 E: 0 K: 0 S: 3	H: 0 LOB: 1 BB: 1 P: 7	R: 1 E: 0 K: 2 S: 9	H: 2 LOB: 1 BB: 3 P: 14	R: 0 E: 0 K: 1 S: 6	H: 1 LOB: 1 BB: 0 P: 6	R: 0 E: 0 K: 1 S: 6	H: 1 LOB: 1 BB: 0 P: 6	R: 0 E: 0 K: 1 S: 5	H: 0 LOB: 0 BB: 0 P: 5	1B: 9 2B: 3 3B: 0 HR: 3	SF: 0 SAC: 0 DP: 0 HBP: 0	WP: 0 PA: 46 PB: 0 SB: 0 CS: 1	
PITCHER	IP WLS BF H R ER SO	IP WLS BF H R ER SO	IP WLS BF H R ER SO	IP WLS BF H R ER SO	IP WLS BF H R ER SO	IP WLS BF H R ER SO	IP WLS BF H R ER SO	IP WLS BF H R ER SO	IP WLS BF H R ER SO	IP WLS BF H R ER SO	IP WLS BF H R ER SO	IP WLS BF H R ER SO	IP WLS BF H R ER SO	IP WLS BF H R ER SO	IP WLS BF H R ER SO	IP WLS BF H R ER SO	ERA WHIP	ERA WHIP		
38 Jeremy Bonderman, R ERA: 5.06 Tim Byrdak, L ERA: 10.0 50 Clay Rapada, L ERA: 27.0 Jason Grilli, R ERA: 3.38 44 Bobby Seay, L ERA: 3.0	4.2 1.0 6.1 7.1 8.1	5.0 1.0 6.1 7.1 8.1	5.0 1.0 6.1 7.1 8.1	5.0 1.0 6.1 7.1 8.1	5.0 1.0 6.1 7.1 8.1	5.0 1.0 6.1 7.1 8.1	5.0 1.0 6.1 7.1 8.1	5.0 1.0 6.1 7.1 8.1	45 Aquilino Lopez, R ERA: 1.8 (9, 1)	1.0 1.0 3.0 0.0 0.0 1.0	1.0 1.0 3.0 0.0 0.0 1.0	1.0 1.0 3.0 0.0 0.0 1.0	1.0 1.0 3.0 0.0 0.0 1.0	1.0 1.0 3.0 0.0 0.0 1.0	1.0 1.0 3.0 0.0 0.0 1.0	1.0 1.0 3.0 0.0 0.0 1.0	1.0 1.0 3.0 0.0 0.0 1.0	3.86 7.000 54.00 27.00 0.00 1.000 0.00 1.000	1.8 1.714 54.00 7.000 27.00 12.000 0.00 1.000	

Batter	1	2	3	4	5	6	7	8	9	AB	R	H	RBI	BB	SO	LOB	BOTTOM			
28 Curtis Granderson, L OBP: 0.333, SLG: 0.791 46 Freddy Guzman, S OBP: 0.460, SLG: 0.536 (8, 8)	G6-3		14 FC5-4			F7			G6-3	3	0	2	0	0	0	0	Washington Nationals @ Detroit Tigers Joker Marchant Stadium, Lakeland, FL Tue Mar 18 2008, 1:05 PM EDT Att. 7,919 - Partly Cloudy - 80 F			
14 Placido Polanco, R OBP: 0.480, SLG: 0.674 39 Ramon Santiago, S OBP: 0.515, SLG: 0.536 (7, 4)	G6-3		FC5-4				G6-3		G6-3	3	0	0	0	0	0	3				
Ivan Rodriguez, R OBP: 0.425, SLG: 0.921 70 Dane Sardinha, R OBP: 0.273, SLG: 0.118 (7, 2)	F7-2		F9				G6-3		G6-3	3	0	0	0	0	0	3				
3 Gary Sheffield, R OBP: 0.294, SLG: 0.345 44 Justin Justice, L (9, PH)	1B						K		G4-3	2	0	1	0	1	1	0				
Jacque Jones, L OBP: 0.275, SLG: 0.194 Deik Scram, L OBP: 0.500, SLG: 0.333 (8, 7)	1B						F8		L8	3	0	1	0	0	0	1				
33 Marcus Thames, R OBP: 0.357, SLG: 0.860 (1, 3)	K						L7		HR	4	1	1	1	0	1	3				
Edgar Renteria, R OBP: 0.283, SLG: 0.366 Gustavo Nunez, S (7, PR)	G4-6-3						F8		F8	2	0	0	0	1	0	3				
15 Brandon Inge, R OBP: 0.419, SLG: 0.485 26 Mike Hessman, R OBP: 0.384, SLG: 0.481 (8, 5)	G1-3						G6-3		F8	1	0	0	0	0	0	0				
61 Timo Perez, L OBP: 0.433, SLG: 0.667 (1, 9)			14 FC5-4				F8		F7	3	0	1	0	0	0	0				
										3	0	1	0	0	0	0				
Inning Stats	R: 0 E: 0 K: 0 S: 3	H: 1 LOB: 0 BB: 0 P: 3	R: 0 E: 0 K: 1 S: 5	H: 1 LOB: 1 BB: 1 P: 9	R: 0 E: 0 K: 0 S: 5	H: 2 LOB: 2 BB: 0 P: 5	R: 0 E: 0 K: 0 S: 4	H: 1 LOB: 1 BB: 0 P: 4	R: 0 E: 0 K: 1 S: 5	H: 0 LOB: 0 BB: 0 P: 3	R: 0 E: 0 K: 1 S: 6	H: 1 LOB: 1 BB: 0 P: 6	R: 0 E: 0 K: 1 S: 6	H: 1 LOB: 1 BB: 0 P: 7	R: 1 E: 0 K: 0 S: 6	H: 1 LOB: 0 BB: 0 P: 7	1B: 5 2B: 2 3B: 0 HR: 1	SF: 0 SAC: 0 DP: 2 HBP: 0	WP: 0 PA: 34 PB: 0 SB: 0 CS: 0	
PITCHER	IP WLS BF H R ER SO	IP WLS BF H R ER SO	IP WLS BF H R ER SO	IP WLS BF H R ER SO	IP WLS BF H R ER SO	IP WLS BF H R ER SO	IP WLS BF H R ER SO	IP WLS BF H R ER SO	IP WLS BF H R ER SO	IP WLS BF H R ER SO	IP WLS BF H R ER SO	IP WLS BF H R ER SO	IP WLS BF H R ER SO	IP WLS BF H R ER SO	IP WLS BF H R ER SO	IP WLS BF H R ER SO	ERA WHIP	ERA WHIP		
Tim Redding, R ERA: 2.81 36 Joel Hanrahan, R ERA: 36 Ray King, L ERA: Jesus Colome, R ERA: 3.0	(1, 1) (6, 1) (8, 1) (9, 1)	(1, 1) (6, 1) (8, 1) (9, 1)	(1, 1) (6, 1) (8, 1) (9, 1)	(1, 1) (6, 1) (8, 1) (9, 1)	(1, 1) (6, 1) (8, 1) (9, 1)	(1, 1) (6, 1) (8, 1) (9, 1)	(1, 1) (6, 1) (8, 1) (9, 1)	(1, 1) (6, 1) (8, 1) (9, 1)	(1, 1) (6, 1) (8, 1) (9, 1)	(1, 1) (6, 1) (8, 1) (9, 1)	(1, 1) (6, 1) (8, 1) (9, 1)	(1, 1) (6, 1) (8, 1) (9, 1)	(1, 1) (6, 1) (8, 1) (9, 1)	(1, 1) (6, 1) (8, 1) (9, 1)	(1, 1) (6, 1) (8, 1) (9, 1)	(1, 1) (6, 1) (8, 1) (9, 1)	(1, 1) (6, 1) (8, 1) (9, 1)	0.00 0.500 0.00 1.000 9.00 1.000	0.00 0.500 0.00 1.000 9.00 1.000	



Batter	1	2	3	4	5	6	7	8	9	AB	R	H	RBI	BB	SO	LOB	TOP				
21 Michael Bourn, L (1.8) OBP: 0.407, SLG: 0.471 60 Reggie Abercrombie, R (6.9) OBP: 0.302, SLG: 0.253 38 Brian Moehler, R (8.1)	G3		F7			K		K		3	0	0	0	0	1	0	Houston Astros @ Washington Nationals Space Coast Stadium, Viera, FL Thu Mar 20 2008, 7:05 PM EDT Att. 4,061 - Clear - 62 F				
9 Hunter Pence, R (1.9) OBP: 0.377, SLG: 0.649 13 Tomas Perez, S (6.6)	F8			10 1B	2B	L4		P4		3	1	1	0	0	0	0					
10 Miguel Tejada, R (1.6) OBP: 0.348, SLG: 0.591 65 Jack Cassel, R (6.1)						G5-3			31 G4-3 27 HR	3	1	2	2	0	0	0					
93 Danny Klassen, R (8.4) OBP: 0.100, SLG: 0.100	HR				2H					1	1	1	0	0	0	0					
17 Lance Berkman, S (1.3) OBP: 0.381, SLG: 0.743 31 David Newhan, L (7.4) OBP: 0.296, SLG: 0.436	K					F9		F8		3	0	0	0	0	1	1					
21 Ty Wigginton, R (1.5) OBP: 0.240, SLG: 0.362 Edwin Maysonet, R (7.5) OBP: 0.500, SLG: 0.818						K		G5-3		3	0	0	0	0	1	1					
27 Geoff Blum, S (1.4) OBP: 0.326, SLG: 0.436						K		F9		4	1	1	2	0	1	1					
2 Darin Erstad, L (1.7) OBP: 0.317, SLG: 0.500									2H	4	0	1	0	0	0	0					
55 Humberto Quintero, R (1.2) OBP: 0.457, SLG: 0.548 71 Josh Johnson, R (8.2) OBP: 0.273, SLG: 0.111			L3			G4-3		F8		3	0	0	0	0	0	2					
43 Chris Sampson, R (1.1) 22 Jose Cruz Jr., S (6.8) OBP: 0.418, SLG: 0.521						K				2	0	0	0	0	2	0					
Inning Stats	R: 1 E: 0 K: 1 S: 8	H: 1 LOB: 0 BB: 0 P: 11	R: 0 E: 0 K: 0 S: 3	H: 0 LOB: 0 BB: 0 P: 3	R: 0 E: 0 K: 1 S: 5	H: 0 LOB: 0 BB: 0 P: 5	R: 1 E: 0 K: 2 S: 9	H: 2 LOB: 1 BB: 0 P: 9	R: 0 E: 0 K: 1 S: 5	H: 0 LOB: 0 BB: 0 P: 5	R: 0 E: 0 K: 0 S: 3	H: 0 LOB: 0 BB: 0 P: 3	R: 0 E: 1 K: 1 S: 7	H: 1 LOB: 2 BB: 0 P: 7	R: 2 E: 1 K: 1 S: 8	H: 2 LOB: 1 BB: 0 P: 10	1B: 4 2B: 1 3B: 0 HR: 2	SF: 0 SAC: 0 DP: 1 HBP: 0	WP: 0 PB: 0 SB: 0 CS: 0	PA: 35	
PITCHER	IP WLS BF H R ER SO BB IBB HBP BLK WP HR S P ERA WHIP																				
45 Odalis Perez, L (1.1) ERA: 5.23 Luis Ayala, R (7.1) ERA: 2.45 Jon Rauch, R (8.1) ERA: 1.29 32 Chad Cordero, R (9.1) ERA: 2.57	6.0 1.0 1.0 1.0	WLS H H L	BF 3 5 6	H 0 0 2	R 0 0 2	ER 2 0 2	SO 6 1 1	BB 0 0 0	IBB 0 0 0	HBP 0 0 0	BLK 0 0 0	WP 0 0 0	HR 1 0 1	S 35 3 7	P 38 3 10	ERA 3.00 0.00 0.00 18.00	WHIP 0.667 0.000 1.000 2.000				

Batter	1	2	3	4	5	6	7	8	9	AB	R	H	RBI	BB	SO	LOB	BOTTOM				
15 Cristian Guzman, S (1.6) OBP: 0.392, SLG: 0.532 Felipe Lopez, S (8.6) OBP: 0.265, SLG: 0.289	G4-3							K2-3		2	0	0	0	0	0	0	Houston Astros @ Washington Nationals Space Coast Stadium, Viera, FL Thu Mar 20 2008, 7:05 PM EDT Att. 4,061 - Clear - 62 F				
44 Lastings Milledge, R (1.8) OBP: 0.404, SLG: 0.509			HBP					F8		4	1	1	0	0	0	1					
11 Ryan Zimmerman, R (1.5) OBP: 0.367, SLG: 0.714 8 Aaron Boone, R (6.5) OBP: 0.300, SLG: 0.421								F9		3	1	1	2	0	0	1					
24 Nick Johnson, L (1.3) OBP: 0.395, SLG: 0.486										1	0	0	0	0	0	0					
25 Austin Kearns, R (1.9) OBP: 0.277, SLG: 0.413 Luis Ayala, R (7.1) Jon Rauch, R (8.1) 32 Chad Cordero, R (9.1) Matthew Whithney, R (9.1PH) OBP: 0.138, SLG: 0.333										3	0	0	0	0	1	0					
10 Ronnie Belliard, R (1.4) OBP: 0.477, SLG: 0.732										4	0	1	0	0	1	1					
Rob Mackowiak, L (1.7)										3	0	0	0	0	1	2					
3 Jesus Flores, R (1.2) OBP: 0.313, SLG: 0.345										3	0	0	0	0	1	3					
45 Odalis Perez, L (1.1) 29 Ryan Langerhans, L (7.9) OBP: 0.412, SLG: 0.269										2	0	0	0	0	1	2					
Inning Stats	R: 2 E: 0 K: 1 S: 8	H: 2 LOB: 0 BB: 0 P: 11	R: 0 E: 0 K: 0 S: 3	H: 1 LOB: 0 BB: 0 P: 3	R: 0 E: 0 K: 0 S: 3	H: 0 LOB: 1 BB: 0 P: 4	R: 1 E: 2 K: 2 S: 11	H: 1 LOB: 2 BB: 0 P: 13	R: 0 E: 0 K: 0 S: 3	H: 0 LOB: 0 BB: 0 P: 3	R: 0 E: 0 K: 2 S: 7	H: 0 LOB: 0 BB: 0 P: 7	R: 0 E: 0 K: 1 S: 5	H: 0 LOB: 0 BB: 0 P: 5	R: 0 E: 0 K: 2 S: 7	H: 0 LOB: 0 BB: 0 P: 7		1B: 2 2B: 0 3B: 0 HR: 2	SF: 0 SAC: 0 DP: 1 HBP: 1	WP: 0 PB: 0 SB: 0 CS: 0	PA: 33
PITCHER	IP WLS BF H R ER SO BB IBB HBP BLK WP HR S P ERA WHIP																				
43 Chris Sampson, R (1.1) ERA: 8.79 65 Jack Cassel, R (6.1) ERA: 4.95 38 Brian Moehler, R (8.1) ERA: 3.55	5.0 2.0 2.0	WLS 6 W	BF 21 6 6	H 4 0 0	R 3 0 0	ER 3 0 0	SO 3 2 3	BB 0 0 0	IBB 0 0 0	HBP 0 0 0	BLK 0 0 0	WP 0 0 0	HR 2 0 0	S 28 10 12	P 34 10 12	ERA 5.40 0.00 0.00	WHIP 0.800 0.000 0.000				



Batter	1	2	3	4	5	6	7	8	9	AB	R	H	RBI	BB	SO	LOB	TOP																	
15 Cristian Guzman, S OBP: 0.364, SLG: 0.490										4	0	0	0	0	1	0	<p>Washington Nationals @ New York Mets Tradition Field, Port St. Lucie, FL</p> <p>Fri Mar 21 2008, 1:10 PM EDT Att: 6,397 - Partly Cloudy - 74 F</p> <p>livebaseballscores.com</p>																	
16 Paul Lo Duca, R OBP: 0.333, SLG: 0.333 83 Wil Nieves, R OBP: 0.333, SLG: 0.273										3	0	1	0	0	1	0																		
11 Ryan Zimmerman, R OBP: 0.364, SLG: 0.677 4 Pete Orr, L OBP: 0.405, SLG: 0.618										3	0	1	0	0	1	0																		
21 Dmitri Young, S OBP: 0.364, SLG: 0.350 Matthew Whitney, R OBP: 0.133, SLG: 0.321										3	0	0	0	0	1	1																		
25 Austin Kearns, R OBP: 0.300, SLG: 0.479 Rob Mackowiak, L										2	2	1	1	0	0	0																		
34 Elijah Dukes, R OBP: 0.385, SLG: 0.515 Justin Maxwell, R OBP: 0.367, SLG: 0.538										3	0	1	0	0	0	0																		
Felipe Lopez, S OBP: 0.269, SLG: 0.292										3	0	1	1	0	1	1																		
29 Ryan Langerhans, L OBP: 0.405, SLG: 0.276										3	0	1	0	0	1	2																		
47 Matt Chico, L										2	0	0	0	0	0	2																		
49 Chris Schroder, R 81 Jason Stanford, L 8 Aaron Boone, R OBP: 0.286, SLG: 0.400 36 Ray King, L										0	0	0	0	0	0	0																		
Inning Stats	R: 0 E: 0 K: 1 S: 6	H: 2 LOB: 1 BB: 0 P: 6	R: 1 E: 0 K: 1 S: 6	H: 1 LOB: 1 BB: 0 P: 7	R: 0 E: 0 K: 1 S: 5	H: 0 LOB: 0 BB: 0 P: 5	R: 1 E: 0 K: 1 S: 7	H: 1 LOB: 0 BB: 0 P: 8	R: 0 E: 0 K: 0 S: 3	H: 0 LOB: 0 BB: 0 P: 3	R: 0 E: 0 K: 2 S: 7	H: 0 LOB: 0 BB: 0 P: 7	R: 0 E: 0 K: 0 S: 4	H: 1 LOB: 3 BB: 0 P: 4	R: 0 E: 0 K: 0 S: 3	H: 0 LOB: 1 BB: 1 P: 7		1B: 4 2B: 2 3B: 0 HR: 1	SF: 0 SAC: 0 DP: 1 HBP: 1	WP: 0 PB: 0 SB: 0 CS: 0	PA: 33													
PITCHER	IP WLS BF H R ER SO BB IBB HBP BLK WP HR S P ERA WHIP																																	
45 Pedro Martinez, R ERA: 2.0	5.0	19	5	2	2	4	0	0	1	0	0	0	1	27	29	3.60	1.000																	
73 Ricardo Rincon, L ERA: 5.68	1.0	W	3	0	0	0	2	0	0	0	0	0	0	0	7	7	0.00	0.000																
25 Pedro Feliciano, L ERA:	1.0	H	4	1	0	0	0	0	0	0	0	0	0	4	4	0.00	1.000																	
Scott Schoeneweis, L ERA: 1.0	1.0		3	0	0	0	0	0	0	0	0	0	0	3	3	0.00	0.000																	
38 Matt Wise, R ERA: 0.98	1.0		4	0	0	0	0	1	0	0	0	0	0	3	7	0.00	1.000																	

Batter	1	2	3	4	5	6	7	8	9	AB	R	H	RBI	BB	SO	LOB	BOTTOM																	
7 José Reyes, S OBP: 0.364, SLG: 0.529 25 Pedro Feliciano, L										4	0	2	2	0	1	0	<p>Washington Nationals @ New York Mets Tradition Field, Port St. Lucie, FL</p> <p>Fri Mar 21 2008, 1:10 PM EDT Att: 6,397 - Partly Cloudy - 74 F</p> <p>livebaseballscores.com</p>																	
Ruben Gotay, S OBP: 0.450, SLG: 0.600										3	1	1	0	0	0	1																		
1 Luis Castillo, S OBP: 0.375, SLG: 0.286 Damon Easley, R OBP: 0.172, SLG: 0.280										4	2	3	2	0	0	0																		
5 David Wright, R OBP: 0.362, SLG: 0.408 Scott Schoeneweis, L										0	0	0	0	0	0	0																		
Rafael Arroyo, R OBP: 1.000, SLG: 1.000 38 Matt Wise, R										1	0	1	0	0	0	0																		
15 Carlos Beltrán, S OBP: 0.333, SLG: 0.333 Endy Chavez, L OBP: 0.306, SLG: 0.273										3	0	2	0	0	0	2																		
21 Carlos Delgado, L OBP: 0.207, SLG: 0.321 73 Ricardo Rincon, L										2	1	1	0	0	0	1																		
17 Fernando Tatís, R OBP: 0.214, SLG: 0.385										3	0	0	0	0	0	3																		
16 Ángel Pagán, S OBP: 0.394, SLG: 0.516 93 Brady Clark, R OBP: 0.407, SLG: 0.326										2	1	2	0	1	0	0																		
19 Ryan Church, L OBP: 0.300, SLG: 0.152 4 Anderson Hernandez, S OBP: 0.309, SLG: 0.306										2	1	1	0	0	0	0																		
30 Raul Casanova, S OBP: 0.357, SLG: 0.462 65 Gustavo Molina, R OBP: 0.429, SLG: 0.417										3	0	0	0	0	1	4																		
45 Pedro Martinez, R 92 Caleb Stewart, R 5, PH 9 Marlon Anderson, L OBP: 0.304, SLG: 0.318										1	0	0	0	0	0	0																		
Inning Stats	R: 0 E: 0 K: 1 S: 7	H: 2 LOB: 2 BB: 0 P: 7	R: 0 E: 0 K: 1 S: 5	H: 1 LOB: 0 BB: 0 P: 5	R: 0 E: 0 K: 0 S: 3	H: 0 LOB: 1 BB: 1 P: 8	R: 2 E: 1 K: 0 S: 8	H: 3 LOB: 1 BB: 0 P: 12	R: 3 E: 0 K: 1 S: 7	H: 3 LOB: 0 BB: 1 P: 11	R: 3 E: 1 K: 0 S: 8	H: 4 LOB: 3 BB: 1 P: 12	R: 0 E: 0 K: 1 S: 6	H: 1 LOB: 1 BB: 0 P: 6	1B: 10 2B: 4 3B: 1 HR: 1	SF: 1 SAC: 0 DP: 1 HBP: 0	WP: 1 PB: 0 SB: 1 CS: 1	PA: 42																
PITCHER	IP WLS BF H R ER SO BB IBB HBP BLK WP HR S P ERA WHIP																																	
47 Matt Chico, L ERA: 3.5	4.1	19	6	1	0	0	0	1	0	0	0	0	1	1	13	21	16.20	3.600																
49 Chris Schroder, R ERA: 4.5	1.0	L	10	5	4	3	1	1	0	0	0	0	0	0	8	12	0.00	5.000																
81 Jason Stanford, L ERA: 3.38	1.0		9	4	3	0	0	1	0	0	0	0	0	0	6	6	0.00	1.000																
36 Ray King, L ERA:	1.0		4	1	0	0	1	0	0	0	0	0	0	6	6	0.00	1.000																	

Batter	1	2	3	4	5	6	7	8	9	AB	R	H	RBI	BB	SO	LOB	TOP					
2 Kelly Johnson, L (1,4) 70 Diory Hernandez, R (6,4) OBP: 0.294, SLG: 0.239 OBP: 0.391, SLG: 0.474	F7		FC1-6			10 2B 1B		G6-3		3	1	1	0	0	0	1	Atlanta Braves @ Washington Nationals Space Coast Stadium, Viera, FL Sat Mar 22 2008, 1:05 PM EDT Att: 5,875 - Cloudy - 69 F					
19 Yunel Escobar, R (1,6) 68 Brent Lillibridge, R (6,6) OBP: 0.458, SLG: 0.630 OBP: 0.370, SLG: 0.356	BB		F9			K		G6-3		2	0	0	0	1	1	2						
10 Chipper Jones, S (1,5) 14 Martin Prado, R (6,5) OBP: 0.487, SLG: 0.719 OBP: 0.375, SLG: 0.441	BB			G4-3		1-H 2B		G6-3		2	0	1	1	1	0	0						
Mark Teixeira, S (1,3) 20 Scott Thorman, L (6,3) OBP: 0.261, SLG: 0.286 OBP: 0.224, SLG: 0.310	G6-4-3			F8		G5-3			F8		3	0	0	0	0	3						
16 Brian McCann, L (1,2) 1 Gregor Blanco, L (7,9) OBP: 0.263, SLG: 0.351 OBP: 0.525, SLG: 0.464		F8		F8		F9			1B 22 G3 BB		0	0	0	0	1	0						
7 Jeff Francoeur, R (1,9) 22 Josh Anderson, L (7,7) OBP: 0.348, SLG: 0.477 OBP: 0.356, SLG: 0.381		F7				11 FC6-4 1B		F9	G3		3	0	1	0	0	0						
23 Matt Diaz, R (1,7) Gorkys Hernandez, R (7,8) OBP: 0.429, SLG: 0.474 OBP: 0.500, SLG: 0.500		F9				K		F9		3	0	0	0	1	1	1						
11 Mark Kotsay, L (1,8) 39 Rafael Soriano, R (7,1) 58 Peter Moylan, R (8,1) 26 Joe Borchard, S (9,PH) OBP: 0.333, SLG: 0.543			F9			FC6-4 1B			L8		3	0	1	0	0	1						
49 Jair Jurrjens, R (1,1) 98 Jonathon Rouwenhorst, L (6,1) 5 Brayan Peña, S (7,PH) OBP: 0.286, SLG: 0.300			E6			G1-3					2	0	0	0	0	1						
											1	0	0	0	0	1						
Inning Stats	R: 0 E: 0 K: 0 S: 2	H: 0 LOB: 1 BB: 2 P: 10	R: 0 E: 0 K: 0 S: 3	H: 0 LOB: 0 BB: 0 P: 3	R: 0 E: 1 K: 0 S: 4	H: 0 LOB: 1 BB: 0 P: 4	R: 0 E: 0 K: 0 S: 3	H: 0 LOB: 0 BB: 0 P: 3	R: 0 E: 0 K: 1 S: 6	H: 1 LOB: 1 BB: 0 P: 6	R: 1 E: 0 K: 1 S: 7	H: 2 LOB: 1 BB: 0 P: 7	R: 0 E: 0 K: 1 S: 6	H: 1 LOB: 1 BB: 0 P: 6	R: 0 E: 0 K: 0 S: 3	H: 0 LOB: 0 BB: 1 P: 3	1B: 3 2B: 2 3B: 0 HR: 0	SF: 0 SAC: 0 DP: 1 HBP: 0	WP: 0 PB: 0 SB: 0 CS: 0	PA: 35		
PITCHER	IP WLS BF H R ER SO BB IBB HBP BLK WP HR S P ERA WHIP	6.0 W 23 3 1 1 2 2 0 0 0 0 0 0 25 33 1.50 0.833	2.2 H 11 2 0 0 1 1 0 0 0 0 0 0 12 16 0.00 1.125	0.1 S 1 0 0 0 0 0 0 0 0 0 0 0 0 1 1 0.00 0.000																		

Batter	1	2	3	4	5	6	7	8	9	AB	R	H	RBI	BB	SO	LOB	BOTTOM			
Felipe Lopez, S (1,6) OBP: 0.286, SLG: 0.308	G6-3									4	0	2	0	0	1	0	Atlanta Braves @ Washington Nationals Space Coast Stadium, Viera, FL Sat Mar 22 2008, 1:05 PM EDT Att: 5,875 - Cloudy - 69 F			
44 Lastings Milledge, R (1,8) OBP: 0.363, SLG: 0.569			44 S 1B							4	0	1	0	0	3	2				
11 Ryan Zimmerman, R (1,5) OBP: 0.378, SLG: 0.657			K							4	1	2	0	0	0	2				
24 Nick Johnson, L (1,3) OBP: 0.404, SLG: 0.487	F9		G6-3			24 1B 25 2B 1B				4	2	2	0	0	0	2				
25 Austin Kearns, R (1,9) OBP: 0.333, SLG: 0.510 29 Ryan Langerhans, L (8,PH) OBP: 0.405, SLG: 0.276	G3-1					25 G1-3 1B				3	1	2	1	1	0	1				
Rob Mackowiak, L (1,7) 22 Willie Harris, L (9,7) OBP: 0.500, SLG: 0.333 OBP: 0.415, SLG: 0.333		10 FC4-6 1B				10 SF8 3 1B 2B				0	0	0	0	0	0	0				
10 Ronnie Belliard, R (1,4) OBP: 0.436, SLG: 0.682			K			10 G6-3 SH1-3 BB				2	0	2	1	1	0	0				
3 Jesus Flores, R (1,2) OBP: 0.306, SLG: 0.333			10 FC4-6 1B			3 1B BB				0	0	0	0	0	0	0				
31 John Lannan, L (1,1) 8 Aaron Boone, R (6,PH) 52 Saul Rivera, S (7,1) Gerald Plexico, L (9,1)			FC4-6 3 G4-6-3			3 1B BB				3	0	0	1	0	0	4				
										4	0	1	1	0	1	4				
Inning Stats	R: 0 E: 0 K: 0 S: 4	H: 1 LOB: 1 BB: 0 P: 5	R: 0 E: 0 K: 2 S: 8	H: 1 LOB: 1 BB: 0 P: 8	R: 1 E: 0 K: 0 S: 4	H: 2 LOB: 0 BB: 0 P: 4	R: 0 E: 0 K: 1 S: 6	H: 1 LOB: 1 BB: 0 P: 6	R: 3 E: 0 K: 0 S: 6	H: 4 LOB: 1 BB: 1 P: 10	R: 0 E: 0 K: 2 S: 8	H: 1 LOB: 1 BB: 0 P: 8	R: 0 E: 0 K: 1 S: 5	H: 0 LOB: 2 BB: 1 P: 9	1B: 11 2B: 2 3B: 0 HR: 0	SF: 1 SAC: 1 DP: 2 HBP: 0	WP: 0 PB: 0 SB: 2 CS: 0	PA: 35		
PITCHER	IP WLS BF H R ER SO BB IBB HBP BLK WP HR S P ERA WHIP	5.0 L 24 4 4 4 3 1 0 0 0 0 0 0 0 29 34 0.00 1.000	1.0 3 1 0 0 0 0 0 0 0 0 0 0 0 3 3 0.00 1.000	1.0 4 1 0 0 2 0 0 0 0 0 0 0 8 8 0.00 1.000	1.0 4 0 0 0 1 1 0 0 0 0 0 0 5 9 0.00 1.000															



Batter	1	2	3	4	5	6	7	8	9	AB	R	H	RBI	BB	SO	LOB	TOP					
Edgar Renteria, R (1, 6) OBP: 0.278, SLG: 0.347 39 Ramon Santiago, S (6, 6) OBP: 0.487, SLG: 0.469										4	0	1	0	0	2	2						
14 Placido Polanco, R (1, 4) OBP: 0.475, SLG: 0.667 25 Ryan Raburn, R (6, 4) OBP: 0.345, SLG: 0.373										4	2	1	0	0	0	3						
3 Gary Sheffield, R (1, 10) OBP: 0.287, SLG: 0.450 61 Timo Perez, L (9, PH) OBP: 0.406, SLG: 0.625 (9, 10)										4	0	0	0	0	0	2						
30 Magglio Ordonez, R (1, 9) OBP: 0.367, SLG: 0.455 66 Matt Joyce, L (7, 9) OBP: 0.500, SLG: 0.467										3	0	1	1	1	0	1						
24 Miguel Cabrera, R (1, 5) OBP: 0.323, SLG: 0.375 26 Mike Hessman, R (7, 5) OBP: 0.324, SLG: 0.419										4	0	1	1	0	1	2						
9 Carlos Guillen, S (1, 3) OBP: 0.328, SLG: 0.621 76 Clete Thomas, L (6, PR) OBP: 0.318, SLG: 0.350 (6, 7)										3	0	2	0	0	0	0						
Ivan Rodriguez, R (1, 2) OBP: 0.377, SLG: 0.804 70 Dane Sardinha, R (6, 2) OBP: 0.292, SLG: 0.316										3	0	1	0	0	1	2						
33 Marcus Thames, R (1, 7) OBP: 0.342, SLG: 0.719 (6, 3)										2	0	0	1	1	1	0						
15 Brandon Inge, R (1, 8) OBP: 0.382, SLG: 0.395										3	0	0	0	1	1	3						
Inning Stats	R: 1 E: 1 K: 7 S: 7	H: 1 LOB: 1 BB: 0 P: 7	R: 0 E: 1 K: 2 S: 8	H: 0 LOB: 2 BB: 1 P: 12	R: 1 E: 0 K: 0 S: 6	H: 3 LOB: 2 BB: 0 P: 6	R: 0 E: 0 K: 1 S: 5	H: 0 LOB: 0 BB: 0 P: 5	R: 0 E: 0 K: 0 S: 3	H: 0 LOB: 1 BB: 1 P: 7	R: 1 E: 0 K: 0 S: 6	H: 3 LOB: 3 BB: 0 P: 6	R: 0 E: 0 K: 1 S: 5	H: 0 LOB: 0 BB: 0 P: 5	R: 1 E: 0 K: 1 S: 8	H: 1 LOB: 1 BB: 1 P: 15	R: 1 E: 0 K: 0 S: 5	H: 2 LOB: 2 BB: 1 P: 9	1B: 8 2B: 1 3B: 0 HR: 1	SF: 1 SAC: 0 DP: 0 HBP: 0	WP: 0 PB: 0 SB: 0 CS: 0	PA: 43
PITCHER	IP WLS BF H R ER SO BB IBB HBP BLK WP HR S P ERA WHIP																					
57 Jason Bergmann, R (1, 1) ERA: 2.7	5.2 L 28 7 3 2 4 2 0 0 0 0 0 0 34 42 3.18 1.588																					
38 Joel Hanrahan, R (6, 1) ERA:	1.1 4 0 0 0 1 0 0 0 0 0 0 0 6 6 0.00 0.000																					
Jesus Colome, R (8, 1) ERA: 4.5	1.0 5 1 1 1 1 1 0 0 0 0 0 1 8 15 9.00 2.000																					
32 Chad Cordero, R (9, 1) ERA: 3.0	1.0 6 2 1 1 0 1 0 0 0 0 0 0 5 9 9.00 3.000																					

Detroit Tigers @ Washington Nationals
Space Coast Stadium, Viera, FL
Mon Mar 24 2008, 1:05 PM EDT
Att: 5,390 - Partly Cloudy - 70 F

AB	38
R	5
H	10
RBI	5
BB	4
SO	6
LOB	21



Batter	1	2	3	4	5	6	7	8	9	AB	R	H	RBI	BB	SO	LOB	BOTTOM					
15 Cristian Guzman, S (1, 6) OBP: 0.313, SLG: 0.424										5	0	0	0	0	0	5						
44 Lastings Milledge, R (1, 8) OBP: 0.420, SLG: 0.516										3	1	2	0	1	0	0						
11 Ryan Zimmerman, R (1, 5) OBP: 0.366, SLG: 0.692										4	1	1	2	0	0	2						
21 Dmitri Young, S (1, 3) OBP: 0.346, SLG: 0.304										3	1	0	0	1	0	1						
25 Austin Kearns, R (1, 9) OBP: 0.333, SLG: 0.500 29 Ryan Langerhans, L (8, 9) OBP: 0.395, SLG: 0.267										3	0	1	0	0	0	1						
16 Paul Lo Duca, R (1, 2) OBP: 0.333, SLG: 0.444 4 Pete Orr, L (7, PR) OBP: 0.405, SLG: 0.618 3 Jesus Flores, R (8, 2) OBP: 0.316, SLG: 0.324										3	0	2	1	0	0	0						
34 Elijah Dukes, R (1, 10) OBP: 0.362, SLG: 0.475										4	0	1	0	0	2	3						
Felipe Lopez, S (1, 4) OBP: 0.300, SLG: 0.309										3	0	1	0	0	1	3						
22 Willie Harris, L (1, 7) OBP: 0.400, SLG: 0.324 8 Aaron Boone, R (9, PH) OBP: 0.308, SLG: 0.400										3	0	1	0	0	2	2						
Inning Stats	R: 0 E: 0 K: 0 S: 3	H: 1 LOB: 0 BB: 0 P: 3	R: 1 E: 0 K: 1 S: 6	H: 1 LOB: 1 BB: 1 P: 10	R: 0 E: 0 K: 1 S: 5	H: 0 LOB: 0 BB: 0 P: 5	R: 0 E: 0 K: 0 S: 3	H: 0 LOB: 0 BB: 0 P: 3	R: 0 E: 0 K: 1 S: 7	H: 2 LOB: 2 BB: 0 P: 7	R: 0 E: 0 K: 0 S: 2	H: 0 LOB: 0 BB: 1 P: 6	R: 0 E: 0 K: 2 S: 9	H: 2 LOB: 2 BB: 0 P: 9	R: 2 E: 0 K: 0 S: 5	H: 2 LOB: 0 BB: 0 P: 6	R: 0 E: 0 K: 1 S: 5	H: 1 LOB: 2 BB: 1 P: 10	1B: 6 2B: 4 3B: 0 HR: 1	SF: 0 SAC: 0 DP: 3 HBP: 1	WP: 0 PB: 0 SB: 0 CS: 0	PA: 37
PITCHER	IP WLS BF H R ER SO BB IBB HBP BLK WP HR S P ERA WHIP																					
29 Nate Robertson, L (1, 1) ERA: 1.26	5.1 W 21 4 1 1 3 2 0 0 0 0 0 0 10 10 0.00 1.125																					
45 Aquilino Lopez, R (6, 1) ERA: 1.42	1.2 H 6 2 0 0 2 0 0 0 0 0 0 0 10 10 0.00 1.200																					
31 Zach Miner, R (8, 1) ERA: 5.52	1.0 H 5 2 2 2 0 0 0 0 0 0 0 1 5 6 18.00 2.000																					
62 Francis Beltran, R (9, 1) ERA: 1.69	1.0 S 5 1 0 0 1 1 0 1 0 0 0 0 5 10 0.00 2.000																					

Detroit Tigers @ Washington Nationals
Space Coast Stadium, Viera, FL
Mon Mar 24 2008, 1:05 PM EDT
Att: 5,390 - Partly Cloudy - 70 F

AB	33
R	3
H	9
RBI	3
BB	3
SO	6
LOB	20



Batter	1	2	3	4	5	6	7	8	9	AB	R	H	RBI	BB	SO	LOB	TOP				
Felipe Lopez, S (1, 6) OBP: 0.281, SLG: 0.288										4	0	0	0	0	1	3	Washington Nationals @ St. Louis Cardinals Roger Dean Stadium, Jupiter, FL Tue Mar 25 2008, 1:05 PM EDT Att: 5,885 - Partly Cloudy - 68 F				
44 Lastings Millode, R (1, 8) OBP: 0.411, SLG: 0.560										4	0	1	0	0	2	2					
11 Ryan Zimmerman, R (1, 5) OBP: 0.356, SLG: 0.643										3	0	0	0	1	0	2					
24 Nick Johnson, L (1, 3) OBP: 0.400, SLG: 0.457										3	0	1	0	0	1	1					
25 Austin Kearns, R (1, 9) OBP: 0.317, SLG: 0.474									3	0	0	0	0	0	0	1					
29 Ryan Langerhans, L (7, 9) OBP: 0.385, SLG: 0.258									1	0	0	0	0	0	1	1					
10 Ronnie Belliard, R (1, 4) OBP: 0.389, SLG: 0.600									3	0	0	0	0	0	0	1					
49 Chris Schroder, R (7, 1)									0	0	0	0	0	0	0	0					
52 Saul Rivera, S (8, 1)									0	0	0	0	0	0	0	0					
91 Javi Herrera, R (9, PH) OBP: 0.571, SLG: 0.500									1	0	0	0	0	0	1	1					
Rob Mackowiak, L (1, 7) OBP: 0.357, SLG: 0.250										2	0	0	0	0	0	0					
29 Bret Boone, R (8, PH) OBP: 0.244, SLG: 0.289										1	0	0	0	0	0	0					
22 Willie Harris, L (8, 7) OBP: 0.400, SLG: 0.324										0	0	0	0	0	0	0					
3 Jesus Flores, R (1, 2) OBP: 0.293, SLG: 0.297										3	0	0	0	0	0	0					
45 Odalis Perez, L (1, 1) OBP: 0.250, SLG: 0.250										2	0	1	0	0	0	0					
4 Pete Orr, L (7, 4) OBP: 0.421, SLG: 0.629										1	0	1	0	0	0	0					
Inning Stats	R: 0 E: 0 K: 0 S: 3	H: 0 LOB: 0 BB: 0 P: 3	R: 0 E: 0 K: 0 S: 3	H: 1 LOB: 0 BB: 0 P: 3	R: 0 E: 0 K: 0 S: 3	H: 0 LOB: 1 BB: 0 P: 3	R: 0 E: 0 K: 1 S: 5	H: 0 LOB: 0 BB: 0 P: 9	R: 0 E: 0 K: 1 S: 7	H: 2 LOB: 2 BB: 0 P: 7	R: 0 E: 0 K: 1 S: 5	H: 0 LOB: 0 BB: 0 P: 5	R: 0 E: 1 K: 1 S: 7	H: 1 LOB: 2 BB: 0 P: 7	R: 0 E: 0 K: 2 S: 7	H: 0 LOB: 1 BB: 0 P: 8	1B: 4 2B: 0 3B: 0 HR: 0	SF: 0 SAC: 0 DP: 1 HBP: 1	WP: 0 PB: 0 SB: 0 CS: 0	PA: 33	
PITCHER	IP	WLS	BF	H	R	ER	SO	BB	IBB	HBP	BLK	WP	HR	S	P	ERA	WHIP				
23 Anthony Reyes, R (1, 1) ERA: 3.32	6.0	W	21	3	0	0	2	1	0	0	0	0	0	24	28	0.00	0.667				
31 Ryan Franklin, R (7, 1) ERA: 5.84	1.0	H	3	0	0	0	1	0	0	0	0	0	0	5	5	0.00	0.000				
27 Ron Villone, L (8, 1) ERA: 0.93	1.0	H	5	1	0	0	1	0	0	0	0	0	0	7	7	0.00	1.000				
44 Jason Isringhausen, R (9, 1) ERA: 3.24	1.0	S	4	0	0	0	2	0	0	1	0	0	0	7	8	0.00	0.000				

Batter	1	2	3	4	5	6	7	8	9	AB	R	H	RBI	BB	SO	LOB	BOTTOM				
55 Skip Schumaker, L (1, 9) OBP: 0.412, SLG: 0.563										3	1	2	0	0	0	0	Washington Nationals @ St. Louis Cardinals Roger Dean Stadium, Jupiter, FL Tue Mar 25 2008, 1:05 PM EDT Att: 5,885 - Partly Cloudy - 68 F				
84 Colby Rasmus, L (8, 9) OBP: 0.464, SLG: 0.605										1	0	0	0	0	0	0					
54 Brian Barton, R (1, 7) OBP: 0.406, SLG: 0.589										2	0	0	0	0	1	1					
47 Ryan Ludwick, R (4, 7) OBP: 0.362, SLG: 0.500										2	1	2	0	0	0	0					
5 Albert Pujols, R (1, 3) OBP: 0.550, SLG: 0.804										3	0	1	2	0	0	0					
28 D'Angelo Jimenez, S (6, PR) OBP: 0.297, SLG: 0.382										1	0	1	0	0	0	0					
8 Troy Glaus, R (1, 5) OBP: 0.484, SLG: 0.549										3	1	1	0	0	2	1					
31 Ryan Franklin, R (7, 1)										0	0	0	0	0	0	0					
27 Ron Villone, L (8, 1)										0	0	0	0	0	0	0					
91 Amaury Cazana, R (8, PH) OBP: 0.375, SLG: 0.409										1	0	0	0	0	0	2					
24 Rick Ankiel, L (1, 8) OBP: 0.411, SLG: 0.603										3	0	1	0	0	0	1					
94 Rico Washington, L (8, PH) OBP: 0.438, SLG: 0.429										0	0	0	0	1	0	0					
21 Jason LaRue, R (1, 2) OBP: 0.311, SLG: 0.250										4	0	0	1	0	1	5					
Aaron Miles, S (1, 4) OBP: 0.362, SLG: 0.340										2	0	1	0	1	0	0					
23 Anthony Reyes, R (1, 1)										2	0	0	0	0	1	2					
16 Chris Duncan, L (7, 3) ERA: 4.09										0	0	0	0	1	0	0					
3 Cesar Izturis, S (1, 6) OBP: 0.271, SLG: 0.264										3	0	0	0	0	0	2					
44 Jason Isringhausen, R (9, 1) ERA: 0.77										0	0	0	0	0	0	0					
Inning Stats	R: 0 E: 0 K: 1 S: 5	H: 0 LOB: 0 BB: 0 P: 5	R: 1 E: 0 K: 0 S: 4	H: 1 LOB: 1 BB: 1 P: 8	R: 0 E: 0 K: 0 S: 3	H: 1 LOB: 0 BB: 0 P: 3	R: 0 E: 0 K: 1 S: 5	H: 0 LOB: 0 BB: 0 P: 5	R: 0 E: 0 K: 1 S: 6	H: 1 LOB: 1 BB: 0 P: 6	R: 2 E: 0 K: 2 S: 10	H: 4 LOB: 2 BB: 0 P: 10	R: 0 E: 0 K: 0 S: 2	H: 0 LOB: 0 BB: 1 P: 6	R: 0 E: 1 K: 0 S: 5	H: 2 LOB: 3 BB: 1 P: 9	1B: 7 2B: 2 3B: 0 HR: 0	SF: 0 SAC: 0 DP: 2 HBP: 0	WP: 0 PB: 0 SB: 0 CS: 2	PA: 33	
PITCHER	IP	WLS	BF	H	R	ER	SO	BB	IBB	HBP	BLK	WP	HR	S	P	ERA	WHIP				
45 Odalis Perez, L (1, 1) ERA: 4.96	6.0	L	24	7	3	3	5	1	0	0	0	0	0	33	37	4.50	1.333				
49 Chris Schroder, R (7, 1) ERA: 4.09	1.0		3	0	0	0	0	1	0	0	0	0	0	2	6	0.00	1.000				
52 Saul Rivera, R (8, 1) ERA: 0.77	1.0		6	2	0	0	0	0	1	0	0	0	0	5	9	0.00	2.000				



Batter	1	2	3	4	5	6	7	8	9	AB	R	H	RBI	BB	SO	LOB	TOP									
15 Cristian Guzman, S OBP: 0.333, SLG: 0.435	E6 44 FC1-6		4-0 11 FC6-4 BB		0-0 44 2B 2B		4-0 11 FC6-4 BB		G4-3	3	1	1	1	2	0	1	Washington Nationals @ Atlanta Braves Champion Stadium, Lake Buena Vista, FL Wed Mar 26 2008, 1:05 PM EDT Att: 7,831 - Sunny - 70 F									
44 Lastings Millode, R OBP: 0.463, SLG: 0.560	FC1-6 11 BB		F8		2-H 2B		F7			4	0	1	1	0	0	4										
11 Ryan Zimmerman, R OBP: 0.347, SLG: 0.600 Luis Ayala, R (7, 1)	FC6-4 25 FC6-4 BB		FC6-4		K		FC6-4			3	0	0	0	1	1	4										
90 Mike Daniel, L OBP: 1.000, SLG: 2.000	FC6-4 BB									0	0	0	0	0	0	0										
24 Nick Johnson, L OBP: 0.390, SLG: 0.429	F7			K						3	0	0	0	1	1	3										
25 Austin Kearns, R OBP: 0.313, SLG: 0.450 36 Ray King, L Josh Hall, R (8, 1)	FC6-4			G5-3						3	0	0	0	1	0	3										
16 Paul Lo Duca, R OBP: 0.308, SLG: 0.462		G6-3								4	0	1	0	0	0	1										
Rob Mackowiak, L OBP: 0.294, SLG: 0.200 3 Jesus Flores, R OBP: 0.310, SLG: 0.297			K							3	0	0	0	0	1	1										
22 Willie Harris, L OBP: 0.396, SLG: 0.324 Jhonatan Solano, R (9, PH)										3	1	1	0	0	1	0										
47 Matt Chico, L Jesus Colome, R (6, 1) 4 Pete Orr, L OBP: 0.436, SLG: 0.639 8 Aaron Boone, R OBP: 0.296, SLG: 0.385										1	0	0	0	0	0	0										
Inning Stats	R: 0 E: 1 K: 0 S: 4	H: 0 LOB: 2 BB: 1 P: 8	R: 0 E: 0 K: 2 S: 7	H: 0 LOB: 0 BB: 0 P: 7	R: 0 E: 0 K: 0 S: 3	H: 0 LOB: 1 BB: 1 P: 7	R: 0 E: 0 K: 1 S: 6	H: 1 LOB: 1 BB: 0 P: 6	R: 2 E: 0 K: 1 S: 8	H: 3 LOB: 1 BB: 0 P: 8	R: 0 E: 0 K: 0 S: 2	H: 0 LOB: 0 BB: 1 P: 6	R: 0 E: 0 K: 0 S: 4	H: 1 LOB: 2 BB: 1 P: 8	R: 0 E: 0 K: 0 S: 2	H: 0 LOB: 0 BB: 1 P: 6	R: 0 E: 0 K: 0 S: 3	H: 0 LOB: 1 BB: 1 P: 7	1B: 2 2B: 3 3B: 0 HR: 0	SF: 0 SAC: 1 DP: 2 HBP: 0	WP: 0 PB: 0 SB: 0 CS: 0	PA: 37				
PITCHER	IP WLS BF H R ER SO BB IBB HBP BLK WP HR S P ERA WHIP	4.0 1 16 1 0 0 3 2 0 0 0 0 0 20 28 0.00 0.750	1.0 W 6 3 2 2 1 0 0 0 0 0 0 0 8 8 18.00 3.000	1.0 H 3 0 0 0 0 1 0 0 0 0 0 0 2 6 0.00 1.000	1.0 H 5 1 0 0 0 1 0 0 0 0 0 0 4 8 0.00 2.000	1.0 H 3 0 0 0 0 1 0 0 0 0 0 0 2 6 0.00 1.000																				

AB	30
R	2
H	5
RBI	2
BB	6
SO	4
LOB	19



Batter	1	2	3	4	5	6	7	8	9	AB	R	H	RBI	BB	SO	LOB	BOTTOM							
2 Kelly Johnson, L OBP: 0.283, SLG: 0.229 68 Brent Lillibridge, R OBP: 0.349, SLG: 0.359	G3		F7		SH2-3					2	0	0	0	0	0	0	Washington Nationals @ Atlanta Braves Champion Stadium, Lake Buena Vista, FL Wed Mar 26 2008, 1:05 PM EDT Att: 7,831 - Sunny - 70 F							
19 Yunel Escobar, R OBP: 0.424, SLG: 0.556 78 Wes Timmons, R OBP: 0.333, SLG: 0.400			F8		SF8					2	0	0	1	0	1	0								
10 Chipper Jones, S OBP: 0.438, SLG: 0.625 39 Rafael Soriano, R ERA: 3.6 5 Brayan Peña, S OBP: 0.259, SLG: 0.269	G5-3				F8					2	1	0	0	1	0	0								
Mark Teixeira, S OBP: 0.273, SLG: 0.373 22 Josh Anderson, L OBP: 0.320, SLG: 0.340		F8								3	1	2	2	0	0	0								
7 Jeff Francoeur, R OBP: 0.293, SLG: 0.411 1 Gregor Blanco, L OBP: 0.531, SLG: 0.528										1	1	0	0	0	1	1								
16 Brian McCann, L OBP: 0.310, SLG: 0.463 20 Scott Thorman, L OBP: 0.255, SLG: 0.333										3	0	2	1	0	0	0								
23 Matt Diaz, R OBP: 0.400, SLG: 0.457 26 Joe Borchard, S OBP: 0.333, SLG: 0.526										3	0	1	0	0	0	1								
11 Mark Kotsay, L OBP: 0.268, SLG: 0.283 58 Peter Moylan, R 46 Manny Acosta, R 27 Corky Miller, R OBP: 0.308, SLG: 0.435 40 Jeff Ridgway, R (9, 1)										1	1	1	0	0	0	0								
30 Jeff Bennett, R Will Ohman, L 14 Martin Prado, R OBP: 0.395, SLG: 0.449										3	0	0	0	0	0	0								
Inning Stats	R: 0 E: 0 K: 1 S: 5	H: 1 LOB: 2 BB: 0 P: 5	R: 0 E: 0 K: 0 S: 3	H: 0 LOB: 0 BB: 0 P: 3	R: 2 E: 0 K: 0 S: 4	H: 1 LOB: 0 BB: 1 P: 8	R: 2 E: 0 K: 0 S: 5	H: 2 LOB: 0 BB: 0 P: 5	R: 1 E: 0 K: 1 S: 8	H: 3 LOB: 2 BB: 0 P: 8	R: 0 E: 0 K: 2 S: 8	H: 1 LOB: 1 BB: 0 P: 8	R: 0 E: 0 K: 1 S: 9	H: 4 LOB: 0 BB: 1 P: 13	1B: 6 2B: 4 3B: 1 HR: 1	SF: 2 SAC: 1 DP: 0 HBP: 0		WP: 0 PB: 0 SB: 0 CS: 0	PA: 39					
PITCHER	IP WLS BF H R ER SO BB IBB HBP BLK WP HR S P ERA WHIP	5.2 L 26 7 5 5 2 1 0 0 0 0 0 0 1 1 0.00 0.000	1.0 4 1 0 0 0 2 0 0 0 0 0 0 8 8 0.00 1.000	0.1 6 4 5 5 1 1 0 0 0 0 0 0 7 11 135.00 15.000	0.2 2 0 0 0 0 0 0 0 0 0 0 0 2 2 0.00 0.000																			


AB	34
R	10
H	12
RBI	10
BB	2
SO	5
LOB	9



Batter	1	2	3	4	5	6	7	8	9	AB	R	H	RBI	BB	SO	LOB	TOP										
26 Chris Roberson, S OBP: 0.343, SLG: 0.375 Adam Stern, L (8, 9)	4-0 FC3 69 G6-3 BB		0-3 K2-3		0-0 G4-3			0-0 F8		3	1	0	0	1	1	1											
13 Tike Redman, L OBP: 0.279, SLG: 0.390 70 Eider Torres, S OBP: 0.200, SLG: 0.158 (1, 7) (7, 4)	0-1 FC3 69 G6-3 10 SH1-3		0-0 F7		0-0 G3			0-0 G5-3		3	0	0	0	0	0	1											
10 Adam Jones, R OBP: 0.315, SLG: 0.400 (1, 8)	0-0 SH1-3 1-2		0-3 K		0-0 G4-3			0-3 K		3	0	0	0	0	2	0											
69 Oscar Salazar, R OBP: 0.359, SLG: 0.472 (1, 4) (7, 5)	0-0 G6-3 2-3 3-H			0-0 G6-3		0-0 G4-3 1B		0-0 P6		4	0	1	1	0	0	1											
9 Scott Moore, L OBP: 0.442, SLG: 0.514 (1, 3)	0-3 K		0-3 K		0-0 G4-3			0-3 K		4	0	0	0	0	3	2											
73 Chris Heintz, R OBP: 0.241, SLG: 0.310 (1, 10)		0-0 F9		0-0 G5-3			0-0 G5-3			3	0	0	0	0	0	0											
24 Guillermo Quiroz, R OBP: 0.389, SLG: 0.424 74 Zach Dillon, L (1, 2) (8, 2)		0-0 F8			0-0 G1-3 2B		0-3 K			3	0	1	0	0	1	0											
12 Brandon Fahey, L OBP: 0.314, SLG: 0.340 (1, 5) (7, 7)		0-0 2B			0-0 G3-1		0-0 G3-1			3	0	1	0	0	0	1											
2 Luis Hernandez, S OBP: 0.271, SLG: 0.195 Pedro Florimón, S (1, 6) (8, 6)		0-3 K2-3			0-0 L5			0-0 G4-3		3	0	0	0	0	1	2											
Inning Stats	R: 1 E: 0 K: 1 S: 7	H: 0 LOB: 1 BB: 1 P: 11	R: 0 E: 0 K: 1 S: 6	H: 1 LOB: 1 BB: 0 P: 6	R: 0 E: 0 K: 2 S: 7	H: 0 LOB: 0 BB: 0 P: 7	R: 0 E: 0 K: 1 S: 5	H: 0 LOB: 0 BB: 0 P: 5	R: 0 E: 0 K: 0 S: 4	H: 1 LOB: 1 BB: 0 P: 4	R: 0 E: 0 K: 0 S: 4	H: 1 LOB: 1 BB: 0 P: 4	R: 0 E: 0 K: 1 S: 5	H: 0 LOB: 0 BB: 0 P: 5	R: 0 E: 0 K: 0 S: 3	H: 0 LOB: 0 BB: 0 P: 3	R: 0 E: 0 K: 2 S: 7	H: 0 LOB: 0 BB: 0 P: 7	1B: 1 2B: 2 3B: 0 HR: 0	SF: 0 SAC: 1 DP: 0 HBP: 0	WP: 0 PB: 0 SB: 1 CS: 1	PA: 32					
PITCHER	IP	WLS	BF	H	R	ER	SO	BB	IBB	HBP	BLK	WP	HR	S	P	ERA	WHIP										
John Lannan, L ERA: 2.18 36 Joel Hanrahan, R ERA: 36 Ray King, L ERA: 5.0 Jon Rauch, R ERA: 1.13	(1, 1) (7, 1) (8, 1) (9, 1)	6.0 1.0 1.0 1.0	23 3 3 3	3 0 0 0	1 0 0 0	1 0 0 0	5 1 0 2	1 0 0 0	0 0 0 0	0 0 0 0	0 0 0 0	0 0 0 0	0 0 0 0	0 5 3 7	33 3 5 7	1.50 0.00 0.00 0.00	0.667 0.000 0.000 0.000										

Baltimore Orioles @ Washington Nationals
Space Coast Stadium, Viera, FL
Thu Mar 27 2008, 1:05 PM EDT
Att: 3,520 - Sunny - 73 F


AB 30
R 1
H 3
RBI 1
BB 1
SO 8
LOB 8



Batter	1	2	3	4	5	6	7	8	9	AB	R	H	RBI	BB	SO	LOB	BOTTOM										
Felipe Lopez, S OBP: 0.299, SLG: 0.344 96 Ian Desmond, R OBP: 0.286, SLG: 0.167 (1, 6) (6, 6)	0-0 F8		1-1 HR		4-0 BB			0-0 G5-3		2	1	1	1	1	0	0											
44 Lastings Milledore, R OBP: 0.388, SLG: 0.479 90 Mike Daniel, L OBP: 1.000, SLG: 1.500 (1, 8) (8, 7)	0-0 G6-3		0-0 P4		0-0 F7			0-0 G3-6-1 1B		3	0	0	0	0	0	1											
11 Ryan Zimmerman, R OBP: 0.327, SLG: 0.563 83 Wil Nieves, R OBP: 0.321, SLG: 0.261 (1, 10) (8, PH) (9, 10)	0-0 G5-3		0-0 F7		0-0 F9			0-0 G3-6-1 1-2		3	0	0	0	0	0	0											
21 Dmitri Young, S OBP: 0.357, SLG: 0.320 4 Pete Orr, L OBP: 0.450, SLG: 0.649 (1, 3) (5, 5)		0-0 F8		0-0 1B		0-0 1B		0-0 K		2	0	1	0	0	0	0											
25 Austin Kearns, R OBP: 0.303, SLG: 0.435 92 Edgardo Baez, R OBP: 0.333, SLG: 0.667 (1, 9) (6, 9)		0-0 G4-3		0-0 F8		0-3 K		0-0 F8		2	0	0	0	0	0	1											
10 Ronnie Belliard, R OBP: 0.375, SLG: 0.577 22 Willie Harris, L OBP: 0.388, SLG: 0.316 (1, 4) (7, 4)		0-0 E6 WP 1B		0-0 F8		0-3 K		0-0 F8		2	0	0	0	0	0	1											
8 Aaron Boone, R OBP: 0.300, SLG: 0.379 (1, 5) (5, 3)		0-0 WP 1B		0-0 G6-3			0-0 F8			3	0	1	0	0	0	1											
Rob Mackowiak, L OBP: 0.263, SLG: 0.176 Ryan Langerhans, L OBP: 0.400, SLG: 0.258 (1, 7) (7, PH) (8, 8)		1-0 P6			0-3 K			1-0 K 3 WP 3 1B HBP		2	0	0	0	0	1	2											
3 Jesus Flores, R OBP: 0.311, SLG: 0.300 (1, 2)			0-0 F7		0-0 F8			1-0 1B		3	0	1	1	0	0	0											
Inning Stats	R: 0 E: 0 K: 0 S: 3	H: 0 LOB: 0 BB: 0 P: 3	R: 0 E: 1 K: 0 S: 5	H: 1 LOB: 2 BB: 0 P: 6	R: 1 E: 0 K: 0 S: 5	H: 1 LOB: 0 BB: 0 P: 6	R: 0 E: 0 K: 0 S: 4	H: 1 LOB: 1 BB: 0 P: 4	R: 0 E: 0 K: 1 S: 5	H: 0 LOB: 1 BB: 1 P: 9	R: 0 E: 0 K: 1 S: 5	H: 1 LOB: 0 BB: 0 P: 5	R: 1 E: 0 K: 1 S: 5	H: 1 LOB: 1 BB: 0 P: 7	R: 0 E: 0 K: 0 S: 3	H: 1 LOB: 0 BB: 0 P: 3	R: 0 E: 0 K: 0 S: 3	H: 1 LOB: 0 BB: 0 P: 7	1B: 5 2B: 0 3B: 0 HR: 1	SF: 0 SAC: 0 DP: 1 HBP: 1	WP: 2 PB: 0 SB: 0 CS: 1	PA: 30					
PITCHER	IP	WLS	BF	H	R	ER	SO	BB	IBB	HBP	BLK	WP	HR	S	P	ERA	WHIP										
Steve Trachsel, R ERA: 5.21 45 Dennis Sarfate, R ERA: 3.0 Jim Johnson, R ERA: 5.73	(1, 1) (7, 1) (8, 1)	6.0 1.0 1.0	23 4 3	4 1 1	1 1 0	1 1 0	1 1 0	0 0 0	0 0 0	0 0 0	0 0 0	0 0 0	0 0 0	5 7 3	27 33 3	9.00 1.000 0.000	1.000 1.000 1.000										

Baltimore Orioles @ Washington Nationals
Space Coast Stadium, Viera, FL
Thu Mar 27 2008, 1:05 PM EDT
Att: 3,520 - Sunny - 73 F

AB 28
R 2
H 6
RBI 2
BB 1
SO 3
LOB 8



Batter	1	2	3	4	5	6	7	8	9	AB	R	H	RBI	BB	SO	LOB	TOP				
1 Brian Roberts, S OBP: 0.397, SLG: 0.347 70 Eider Torres, S OBP: 0.233, SLG: 0.195	F8	FC6-4			F8		G1-3			3	0	0	0	0	0	2					
6 Melvin Mora, R OBP: 0.492, SLG: 0.685 9 Scott Moore, L OBP: 0.422, SLG: 0.487	K		F8		P5			G3-1		3	0	0	0	0	1	0					
21 Nick Markakis, L OBP: 0.375, SLG: 0.421 12 Brandon Fahey, L OBP: 0.296, SLG: 0.320	S					G3		K		1	0	0	0	2	0	0					
Kevin Millar, R OBP: 0.397, SLG: 0.479 17 Aubrey Huff, L OBP: 0.270, SLG: 0.333		BB				K		F9		2	0	0	0	1	2	1					
30 Luke Scott, L OBP: 0.313, SLG: 0.477 Jay Gibbons, L OBP: 0.244, SLG: 0.270								G3		3	0	1	0	0	1	3					
Jay Payton, R OBP: 0.324, SLG: 0.417						1B				4	0	1	0	0	0	1					
Ramon Hernandez, R OBP: 0.352, SLG: 0.550 24 Guillermo Quiroz, R OBP: 0.368, SLG: 0.400		G5-3				G6-3				3	0	0	0	0	0	1					
10 Adam Jones, R OBP: 0.322, SLG: 0.407 26 Chris Roberson, S OBP: 0.333, SLG: 0.384		G4-3			B2					2	0	0	0	0	0	1					
2 Luis Hernandez, S OBP: 0.283, SLG: 0.200										2	0	0	0	1	0	1					
Inning Stats	R: 0 E: 0 K: 1 S: 9	H: 0 LOB: 2 BB: 2 P: 20	R: 0 E: 0 K: 0 S: 10	H: 1 LOB: 2 BB: 1 P: 22	R: 0 E: 0 K: 2 S: 11	H: 0 LOB: 1 BB: 1 P: 18	R: 0 E: 0 K: 0 S: 5	H: 0 LOB: 0 BB: 0 P: 7	R: 0 E: 0 K: 1 S: 10	H: 1 LOB: 1 BB: 0 P: 16	R: 0 E: 0 K: 0 S: 11	H: 0 LOB: 1 BB: 0 P: 15	R: 0 E: 0 K: 1 S: 9	H: 0 LOB: 0 BB: 0 P: 11	R: 0 E: 0 K: 1 S: 7	H: 0 LOB: 0 BB: 0 P: 7	1B: 2 2B: 0 3B: 0 HR: 0	SF: 0 SAC: 0 DP: 0 HBP: 1	WP: 0 PB: 0 SB: 3 CS: 0	PA: 34	
PITCHER	IP	WLS	BF	H	R	ER	SO	BB	IBB	HBP	BLK	WP	HR	S	P	ERA	WHIP				
57 Jason Bergmann, R ERA: 2.08 Garrett Mock, R ERA: 3.12 68 Michael O'Connor, L ERA: 3.77	5.0	W	20	1	0	0	3	4	0	0	0	0	0	44	80	0.00	1.000				
	2.0	H	8	1	0	0	1	0	0	1	0	0	0	21	31	0.00	0.500				
	2.0	S	6	0	0	0	2	0	0	0	0	0	0	16	18	0.00	0.000				

Baltimore Orioles @ Washington Nationals
Nationals Park, Washington, DC
Sat Mar 29 2008, 6:00 PM EDT
Att: 34,635 - Partly Cloudy - 53 F

AB 29
R 0
H 2
RBI 0
BB 4
SO 6
LOB 11




Batter	1	2	3	4	5	6	7	8	9	AB	R	H	RBI	BB	SO	LOB	BOTTOM				
15 Cristian Guzman, S OBP: 0.347, SLG: 0.438 Felipe Lopez, S OBP: 0.290, SLG: 0.333	F9	44 HBP				G6-3		G6-3		2	1	1	0	1	1	0					
44 Lastings Milledge, R OBP: 0.361, SLG: 0.561 Rob Mackowiak, L OBP: 0.250, SLG: 0.167		24 1B						G5-3		3	1	0	0	0	1	1					
11 Ryan Zimmerman, R OBP: 0.327, SLG: 0.540 4 Pete Orr, L OBP: 0.439, SLG: 0.632	F9	P6								2	0	0	0	1	0	3					
24 Nick Johnson, L OBP: 0.403, SLG: 0.442 8 Aaron Boone, R OBP: 0.290, SLG: 0.367										3	0	2	1	0	0	0					
21 Dmitri Young, S OBP: 0.344, SLG: 0.310										4	0	1	0	0	2	5					
25 Austin Kearns, R OBP: 0.319, SLG: 0.453 Ryan Langerhans, L OBP: 0.415, SLG: 0.313										2	0	1	1	1	1	1					
16 Paul Lo Duca, R OBP: 0.439, SLG: 0.500 3 Jesus Flores, R OBP: 0.304, SLG: 0.293										1	0	1	1	2	0	0					
34 Elijah Dukes, R OBP: 0.333, SLG: 0.432										4	0	0	0	0	2	10					
10 Ronnie Belliard, R OBP: 0.356, SLG: 0.545 22 Willie Harris, L OBP: 0.380, SLG: 0.308										3	0	0	0	0	0	3					
Inning Stats	R: 2 E: 0 K: 2 S: 15	H: 2 LOB: 3 BB: 2 P: 33	R: 0 E: 0 K: 0 S: 7	H: 1 LOB: 0 BB: 0 P: 12	R: 0 E: 1 K: 1 S: 13	H: 1 LOB: 2 BB: 0 P: 15	R: 0 E: 0 K: 2 S: 9	H: 0 LOB: 0 BB: 0 P: 13	R: 1 E: 1 K: 2 S: 15	H: 1 LOB: 3 BB: 3 P: 33	R: 0 E: 0 K: 1 S: 5	H: 0 LOB: 0 BB: 0 P: 6	R: 0 E: 0 K: 2 S: 16	H: 2 LOB: 2 BB: 0 P: 20	R: 0 E: 0 K: 0 S: 7	H: 0 LOB: 0 BB: 0 P: 12	1B: 5 2B: 2 3B: 0 HR: 0	SF: 0 SAC: 0 DP: 0 HBP: 1	WP: 0 PB: 0 SB: 0 CS: 0	PA: 38	
PITCHER	IP	WLS	BF	H	R	ER	SO	BB	IBB	HBP	BLK	WP	HR	S	P	ERA	WHIP				
29 Adam Loewen, L ERA: 7.56 51 Randoir Bierd, R ERA: 2.95 32 Jamie Walker, L ERA: 6.52 Chad Bradford, R ERA: 5.23 52 George Sherrill, L ERA: 1.9	4.1	L	24	5	3	3	6	4	0	0	0	0	0	6	13	0.00	1.500				
	1.0		3	0	0	0	1	0	0	0	0	0	0	5	6	0.00	0.000				
	1.0		5	2	0	0	2	0	0	0	0	0	0	16	20	0.00	2.000				
	1.0		3	0	0	0	0	0	0	0	0	0	0	7	12	0.00	0.000				

Baltimore Orioles @ Washington Nationals
Nationals Park, Washington, DC
Sat Mar 29 2008, 6:00 PM EDT
Att: 34,635 - Partly Cloudy - 53 F

AB 32
R 3
H 7
RBI 3
BB 5
SO 10
LOB 25



Batter	1	2	3	4	5	6	7	8	9	AB	R	H	RBI	BB	SO	LOB	TOP																							
2 Kelly Johnson, L OBP: 0.250, SLG: 0.250										4	0	1	0	0	1	2	Atlanta Braves @ Washington Nationals Nationals Park, Washington, DC Sun Mar 30 2008, 8:05 PM EDT Att: 39,434 - Cloudy - 49 F																							
19 Yunel Escobar, R (1, 6)										3	0	0	0	1	0	1																								
10 Chipper Jones, S OBP: 0.250, SLG: 1.000										4	1	1	1	0	1	1																								
Mark Teixeira, S OBP: 0.250, SLG: 0.500										4	0	1	0	0	1	1																								
14 Martin Prado, R (9, PR)										0	1	0	0	0	0	0																								
7 Jeff Francoeur, R OBP: 0.250, SLG: 0.250										4	0	1	0	0	0	1																								
16 Brian McCann, L OBP: 0.250, SLG: 0.250										4	0	1	0	0	0	2																								
23 Matt Diaz, R (1, 7)										3	0	0	0	0	0	0																								
11 Mark Kotsay, L (1, 8)										3	0	0	0	0	0	1																								
15 Tim Hudson, R (1, 1)										1	0	0	0	0	0	0																								
5 Brayan Peña, S (8, PH)										0	0	0	0	0	0	0																								
1 Grégor Blanco, L (8, PR)										0	0	0	0	0	0	0																								
Willi Ohman, L (8, 1)										0	0	0	0	0	0	0																								
58 Peter Moylan, R (8, 1)										0	0	0	0	0	0	0																								
Inning Stats	R: 0 H: 0 E: 0 K: 2 S: 12	H: 0 LOB: 1 BB: 1 P: 21	R: 0 H: 1 E: 0 K: 0 S: 5	H: 1 LOB: 0 BB: 0 P: 7	R: 0 H: 1 E: 0 K: 0 S: 5	H: 1 LOB: 0 BB: 0 P: 8	R: 1 H: 2 E: 0 K: 0 S: 14	H: 2 LOB: 1 BB: 0 P: 23	R: 0 H: 0 E: 1 K: 1 S: 6	H: 0 LOB: 0 BB: 0 P: 11	R: 0 H: 0 E: 0 K: 0 S: 6	H: 0 LOB: 0 BB: 0 P: 11	R: 0 H: 0 E: 0 K: 0 S: 8	H: 0 LOB: 1 BB: 1 P: 15	R: 1 H: 1 E: 0 K: 0 S: 8	H: 1 LOB: 0 BB: 0 P: 12	1B: 3 2B: 1 3B: 0 HR: 1	SF: 0 SAC: 1 DP: 0 HBP: 0	WP: 0 PA: 34 PB: 1 SB: 0 CS: 1																					
PITCHER	IP WLS BF H R ER SO BB IBB HBP BLK WP HR S P ERA WHIP	IP WLS BF H R ER SO BB IBB HBP BLK WP HR S P ERA WHIP	IP WLS BF H R ER SO BB IBB HBP BLK WP HR S P ERA WHIP	IP WLS BF H R ER SO BB IBB HBP BLK WP HR S P ERA WHIP	IP WLS BF H R ER SO BB IBB HBP BLK WP HR S P ERA WHIP	IP WLS BF H R ER SO BB IBB HBP BLK WP HR S P ERA WHIP	IP WLS BF H R ER SO BB IBB HBP BLK WP HR S P ERA WHIP	IP WLS BF H R ER SO BB IBB HBP BLK WP HR S P ERA WHIP	IP WLS BF H R ER SO BB IBB HBP BLK WP HR S P ERA WHIP	IP WLS BF H R ER SO BB IBB HBP BLK WP HR S P ERA WHIP	IP WLS BF H R ER SO BB IBB HBP BLK WP HR S P ERA WHIP	IP WLS BF H R ER SO BB IBB HBP BLK WP HR S P ERA WHIP	IP WLS BF H R ER SO BB IBB HBP BLK WP HR S P ERA WHIP	IP WLS BF H R ER SO BB IBB HBP BLK WP HR S P ERA WHIP	IP WLS BF H R ER SO BB IBB HBP BLK WP HR S P ERA WHIP	IP WLS BF H R ER SO BB IBB HBP BLK WP HR S P ERA WHIP	IP WLS BF H R ER SO BB IBB HBP BLK WP HR S P ERA WHIP	IP WLS BF H R ER SO BB IBB HBP BLK WP HR S P ERA WHIP	IP WLS BF H R ER SO BB IBB HBP BLK WP HR S P ERA WHIP																					
45 Odalis Perez, L ERA: 1.8	5.0	2.0	0.2	0.1	1.0	5.0	2.0	0.1	1.0	5.0	2.0	0.1	1.0	5.0	2.0	0.1	1.0	5.0	2.0	0.1	1.0	5.0	2.0	0.1	1.0	5.0	2.0	0.1	1.0	5.0	2.0	0.1	1.0	5.0	2.0	0.1	1.0			
52 Saul Rivera, R ERA:	6.1	0.2	0.1	1.0	6.1	0.2	0.1	1.0	6.1	0.2	0.1	1.0	6.1	0.2	0.1	1.0	6.1	0.2	0.1	1.0	6.1	0.2	0.1	1.0	6.1	0.2	0.1	1.0	6.1	0.2	0.1	1.0	6.1	0.2	0.1	1.0	6.1	0.2	0.1	1.0
36 Ray King, L ERA:	8.1	0.1	1.0	1.0	8.1	0.1	1.0	1.0	8.1	0.1	1.0	1.0	8.1	0.1	1.0	1.0	8.1	0.1	1.0	1.0	8.1	0.1	1.0	1.0	8.1	0.1	1.0	1.0	8.1	0.1	1.0	1.0	8.1	0.1	1.0	1.0	8.1	0.1	1.0	1.0
Luis Ayala, R ERA:	8.1	1.0	W	4	1	1	0	0	0	0	0	0	0	0	0	0	0	0	0	0	0	0	0	0	0	0	0	0	0	0	0	0	0	0	0	0	0	0	0	
Jon Rauch, R ERA:	9.1	1.0	W	4	1	1	0	0	0	0	0	0	0	0	0	0	0	0	0	0	0	0	0	0	0	0	0	0	0	0	0	0	0	0	0	0	0	0	0	
Batter	1	2	3	4	5	6	7	8	9	AB	R	H	RBI	BB	SO	LOB	BOTTOM																							
15 Cristian Guzman, S OBP: 0.250, SLG: 0.250											4	1	1	0	0	1	0	Atlanta Braves @ Washington Nationals Nationals Park, Washington, DC Sun Mar 30 2008, 8:05 PM EDT Att: 39,434 - Cloudy - 49 F																						
44 Lastings Milledge, R (1, 8)											4	0	0	0	1	1																								
11 Ryan Zimmerman, R (1, 5)											4	1	1	1	0	1																								
24 Nick Johnson, L OBP: 0.333, SLG: 0.667										3	1	1	1	0	0	0																								
25 Austin Kearns, R OBP: 0.333, SLG: 0.333										3	0	1	1	0	0	0																								
16 Paul Lo Duca, R (1, 2)										3	0	0	0	0	0	1																								
34 Elijah Dukes, R (1, 7)										2	0	0	0	0	0	0																								
22 Willie Harris, L (6, 7)											1	0	0	0	0	0																								
10 Ronnie Belliard, R (1, 4)										3	0	0	0	0	0	0																								
45 Odalis Perez, L Rob Mackowiak, L 52 Saul Rivera, S 36 Ray King, L Luis Ayala, R Felipe Lopez, S Jon Rauch, R										1	0	0	0	0	1	0																								
Inning Stats	R: 2 H: 3 E: 1 K: 2 S: 19	H: 3 LOB: 24 BB: 0 P: 29	R: 0 H: 0 E: 0 K: 1 S: 6	H: 0 LOB: 0 BB: 0 P: 7	R: 0 H: 0 E: 0 K: 0 S: 6	H: 0 LOB: 0 BB: 0 P: 6	R: 0 H: 0 E: 0 K: 0 S: 6	H: 0 LOB: 0 BB: 0 P: 10	R: 0 H: 0 E: 0 K: 0 S: 6	H: 0 LOB: 0 BB: 0 P: 7	R: 0 H: 0 E: 0 K: 0 S: 6	H: 0 LOB: 0 BB: 0 P: 10	R: 0 H: 0 E: 0 K: 0 S: 8	H: 0 LOB: 0 BB: 0 P: 9	R: 0 H: 0 E: 0 K: 1 S: 9	H: 0 LOB: 0 BB: 0 P: 11	R: 1 H: 1 E: 0 K: 1 S: 6	H: 1 LOB: 0 BB: 0 P: 9	1B: 2 2B: 1 3B: 0 HR: 1	SF: 0 SAC: 0 DP: 0 HBP: 0	WP: 0 PA: 30 PB: 0 SB: 0 CS: 0																			
PITCHER	IP WLS BF H R ER SO BB IBB HBP BLK WP HR S P ERA WHIP	IP WLS BF H R ER SO BB IBB HBP BLK WP HR S P ERA WHIP	IP WLS BF H R ER SO BB IBB HBP BLK WP HR S P ERA WHIP	IP WLS BF H R ER SO BB IBB HBP BLK WP HR S P ERA WHIP	IP WLS BF H R ER SO BB IBB HBP BLK WP HR S P ERA WHIP	IP WLS BF H R ER SO BB IBB HBP BLK WP HR S P ERA WHIP	IP WLS BF H R ER SO BB IBB HBP BLK WP HR S P ERA WHIP	IP WLS BF H R ER SO BB IBB HBP BLK WP HR S P ERA WHIP	IP WLS BF H R ER SO BB IBB HBP BLK WP HR S P ERA WHIP	IP WLS BF H R ER SO BB IBB HBP BLK WP HR S P ERA WHIP	IP WLS BF H R ER SO BB IBB HBP BLK WP HR S P ERA WHIP	IP WLS BF H R ER SO BB IBB HBP BLK WP HR S P ERA WHIP	IP WLS BF H R ER SO BB IBB HBP BLK WP HR S P ERA WHIP	IP WLS BF H R ER SO BB IBB HBP BLK WP HR S P ERA WHIP	IP WLS BF H R ER SO BB IBB HBP BLK WP HR S P ERA WHIP	IP WLS BF H R ER SO BB IBB HBP BLK WP HR S P ERA WHIP	IP WLS BF H R ER SO BB IBB HBP BLK WP HR S P ERA WHIP	IP WLS BF H R ER SO BB IBB HBP BLK WP HR S P ERA WHIP	IP WLS BF H R ER SO BB IBB HBP BLK WP HR S P ERA WHIP																					
15 Tim Hudson, R ERA: 2.57	7.0	0.1	1.1	1.1	7.0	0.1	1.1	1.1	7.0	0.1	1.1	1.1	7.0	0.1	1.1	1.1	7.0	0.1	1.1	1.1	7.0	0.1	1.1	1.1	7.0	0.1	1.1	1.1	7.0	0.1	1.1	1.1	7.0	0.1	1.1	1.1				
Willi Ohman, L ERA:	8.1	0.1	1.0	1.0	8.1	0.1	1.0	1.0	8.1	0.1	1.0	1.0	8.1	0.1	1.0	1.0	8.1	0.1	1.0	1.0	8.1	0.1	1.0	1.0	8.1	0.1	1.0	1.0	8.1	0.1	1.0	1.0	8.1	0.1	1.0	1.0	8.1	0.1	1.0	1.0
58 Peter Moylan, R ERA: 6.75	8.1	1.1	L	5	1	1	1	2	0	0	0	0	0	0	0	0	0	0	0	0	0	0	0	0	0	0	0	0	0	0	0	0	0	0	0	0	0	0	0	



Batter	1	2	3	4	5	6	7	8	9	AB	R	H	RBI	BB	SO	LOB	TOP						
15 Cristian Guzman, S (1,6) OBP: 0.357, SLG: 0.357										4	0	2	0	0	0	1							
44 Lastings Milledge, R (1,8) OBP: 0.368, SLG: 0.465										3	0	0	0	1	1	1							
11 Ryan Zimmerman, R (1,5) OBP: 0.231, SLG: 0.750										4	1	2	1	0	0	2							
24 Nick Johnson, L (1,3) OBP: 0.333, SLG: 0.545										4	0	0	0	0	1	3							
25 Austin Kearns, R (1,9) OBP: 0.500, SLG: 0.444										3	0	0	0	1	0	2							
16 Paul Lo Duca, R (1,2) OBP: 0.167, SLG: 0.182										4	0	0	0	0	0	3							
10 Ronnie Belliard, R (1,4) OBP: 0.083, SLG: 0.167										4	0	0	0	0	2	0							
22 Willie Harris, L (1,7) OBP: 0.200, SLG: 0.111										4	0	1	0	0	1	0							
Tim Redding, R (1,1) OBP: 0.333, SLG: 0.333																							
Luis Ayala, R (8,1)																							
21 Dmitri Young, S (9,PH) OBP: 0.500, SLG: 1.000																							
Jon Rauch, R (9,1)																							
Inning Stats	R: 0 E: 0 K: 0 S: 9	H: 1 LOB: 3 BB: 2 P: 18	R: 0 E: 0 K: 1 S: 8	H: 1 LOB: 1 BB: 0 P: 13	R: 0 E: 0 K: 1 S: 9	H: 0 LOB: 0 BB: 0 P: 12	R: 0 E: 0 K: 0 S: 4	H: 0 LOB: 0 BB: 0 P: 7	R: 0 E: 0 K: 2 S: 12	H: 1 LOB: 1 BB: 0 P: 14	R: 1 E: 0 K: 0 S: 9	H: 1 LOB: 0 BB: 0 P: 14	R: 0 E: 0 K: 2 S: 9	H: 0 LOB: 0 BB: 0 P: 10	R: 0 E: 1 K: 0 S: 11	H: 1 LOB: 2 BB: 0 P: 15	R: 0 E: 0 K: 1 S: 8	H: 1 LOB: 0 BB: 0 P: 11	1B: 5 2B: 0 3B: 0 HR: 1	SF: 0 SAC: 0 DP: 0 HBP: 0	WP: 0 PB: 0 SB: 0 CS: 0	PA: 36	
PITCHER	IP WLS BF H R ER SO BB IBB HBP BLK WP HR S P ERA WHIP	8.0 L 32 5 1 1 6 2 0 0 0 0 1 71 103 1.12 0.875	0.2 3 1 0 0 1 0 0 0 0 0 0 7 10 0.00 1.500	0.1 1 0 0 0 0 0 0 0 0 0 0 1 1 0.00 0.000																			

Washington Nationals @ Philadelphia Phillies
Citizens Bank Park, Philadelphia, PA
Wed Apr 02 2008, 7:05 PM EDT
Att: 44,986 - Partly Cloudy - 49 F

AB 34
R 1
H 6
RBI 1
BB 2
SO 7
LOB 13



Batter	1	2	3	4	5	6	7	8	9	AB	R	H	RBI	BB	SO	LOB	BOTTOM					
11 Jimmy Rollins, S (1,6) OBP: 0.250, SLG: 0.750										4	0	0	0	0	0	0						
8 Shane Victorino, S (1,8)										4	0	0	0	0	0	0						
26 Chase Utley, L (1,4) OBP: 0.375, SLG: 0.833										3	0	0	0	1	0	0						
6 Ryan Howard, L (1,3) OBP: 0.286, SLG: 0.167										2	0	0	0	1	1	1						
Pat Burrell, R (1,7) OBP: 0.286, SLG: 0.167										3	0	0	0	0	0	1						
10 Geoff Jenkins, L (1,9)										2	0	0	0	1	0	0						
7 Pedro Feliz, R (1,5) OBP: 0.143, SLG: 0.143										3	0	1	0	0	0	1						
51 Carlos Ruiz, R (1,2) OBP: 0.143, SLG: 0.286										3	0	0	0	0	0	2						
35 Cole Hamels, L (1,1)																						
19 Greg Dobbs, L (8,PH)																						
37 Chad Durbin, R (9,1)																						
16 J.C. Romero, S (9,1)																						
Inning Stats	R: 0 E: 0 K: 0 S: 8	H: 0 LOB: 1 BB: 1 P: 16	R: 0 E: 0 K: 0 S: 6	H: 1 LOB: 0 BB: 0 P: 11	R: 0 E: 0 K: 0 S: 9	H: 0 LOB: 0 BB: 0 P: 11	R: 0 E: 0 K: 1 S: 9	H: 0 LOB: 0 BB: 0 P: 15	R: 0 E: 0 K: 0 S: 7	H: 0 LOB: 0 BB: 1 P: 9	R: 0 E: 0 K: 1 S: 9	H: 0 LOB: 0 BB: 0 P: 13	R: 0 E: 0 K: 0 S: 5	H: 0 LOB: 0 BB: 1 P: 13	R: 0 E: 0 K: 0 S: 7	H: 0 LOB: 1 BB: 1 P: 14	R: 0 E: 0 K: 0 S: 9	H: 0 LOB: 0 BB: 0 P: 15	1B: 1 2B: 0 3B: 0 HR: 0	SF: 0 SAC: 0 DP: 1 HBP: 0	WP: 0 PB: 0 SB: 0 CS: 0	PA: 30
PITCHER	IP WLS BF H R ER SO BB IBB HBP BLK WP HR S P ERA WHIP	7.0 W 24 7 0 0 0 3 0 0 0 0 0 6 9 0.00 0.571	1.0 H 3 0 0 0 0 0 0 0 0 0 0 6 9 0.00 0.000	1.0 S 3 0 0 0 0 0 0 0 0 0 0 9 15 0.00 0.000																		

Washington Nationals @ Philadelphia Phillies
Citizens Bank Park, Philadelphia, PA
Wed Apr 02 2008, 7:05 PM EDT
Att: 44,986 - Partly Cloudy - 49 F

AB 27
R 0
H 1
RBI 0
BB 3
SO 2
LOB 6



Batter	1	2	3	4	5	6	7	8	9	AB	R	H	RBI	BB	SO	LOB	TOP								
15 Cristian Guzman, S OBP: 0.265, SLG: 0.412										4	0	0	0	0	1	1	Washington Nationals @ St. Louis Cardinals Busch Stadium, St. Louis, MO Sun Apr 06 2008, 1:15 PM CDT Att: 41,912 - Partly Cloudy - 57 F								
44 Lastings Millode, R OBP: 0.313, SLG: 0.640										4	0	1	0	0	0	1									
11 Ryan Zimmerman, R (1.5) OBP: 0.281, SLG: 0.548										4	0	2	0	0	0	1									
24 Nick Johnson, L OBP: 0.385, SLG: 0.565										4	0	0	0	0	0	2									
25 Austin Kearns, R OBP: 0.414, SLG: 0.375										3	0	1	0	0	0	1									
16 Paul Lo Duca, R OBP: 0.286, SLG: 0.222										3	0	1	0	0	0	1									
Felipe Lopez, S OBP: 0.278, SLG: 0.188										3	0	0	0	0	1	2									
Rob Mackowiak, L OBP: 0.286, SLG: 0.222										1	0	0	0	1	0	1									
10 Ronnie Belliard, R (8, PH) OBP: 0.360, SLG: 0.360										1	0	0	0	0	0	0									
31 John Lannan, L OBP: 0.154, SLG: 0.083										0	0	0	0	0	0	0									
38 Joel Hanrahan, R OBP: 0.154, SLG: 0.083										0	0	0	0	0	0	0									
Luis Ayala, R										0	0	0	0	0	0	0									
Inning Stats	R: 0 E: 0 K: 0 S: 8	H: 1 LOB: 0 BB: 0 P: 12	R: 0 E: 0 K: 0 S: 9	H: 1 LOB: 1 BB: 0 P: 20	R: 0 E: 0 K: 1 S: 7	H: 0 LOB: 1 BB: 1 P: 14	R: 0 E: 0 K: 0 S: 6	H: 1 LOB: 0 BB: 0 P: 15	R: 0 E: 0 K: 1 S: 10	H: 1 LOB: 1 BB: 0 P: 14	R: 0 E: 0 K: 0 S: 8	H: 0 LOB: 0 BB: 0 P: 13	R: 0 E: 0 K: 0 S: 8	H: 0 LOB: 0 BB: 0 P: 14	R: 0 E: 0 K: 0 S: 5	H: 1 LOB: 0 BB: 0 P: 10	R: 0 E: 0 K: 0 S: 8	H: 1 LOB: 1 BB: 0 P: 12	1B: 5 2B: 0 3B: 0 HR: 0	SF: 0 SAC: 1 DP: 1 HBP: 0	WP: 0 PB: 0 SB: 1 CS: 0	PA: 32			
PITCHER	IP	WLS	BF	H	R	ER	SO	BB	IBB	HBP	BLK	WP	HR	S	P	ERA	WHIP								
26 Kyle Lohse, R ERA: 3.88	(1.1)	7.0	W 24	4	0	0	2	1	0	0	0	0	0	56	102	0.00	0.714								
34 Randy Flores, L ERA: 3.88	(8.1)	0.1	H 1	0	0	0	0	0	0	0	0	0	0	1	3	0.00	0.000								
31 Ryan Franklin, R ERA: 3.88	(8.1)	0.2	H 2	0	0	0	0	0	0	0	0	0	0	4	7	0.00	0.000								
44 Jason Istringhausen, R ERA: 3.88	(9.1)	1.0	S 4	1	0	0	0	0	0	0	0	0	0	8	12	0.00	1.000								

Batter	1	2	3	4	5	6	7	8	9	AB	R	H	RBI	BB	SO	LOB	BOTTOM								
54 Brian Barton, R OBP: 0.500, SLG: 0.727										2	1	1	0	1	0	0	Washington Nationals @ St. Louis Cardinals Busch Stadium, St. Louis, MO Sun Apr 06 2008, 1:15 PM CDT Att: 41,912 - Partly Cloudy - 57 F								
55 Skip Schumaker, L OBP: 0.400, SLG: 0.826										4	1	2	2	0	0	2									
5 Albert Pujols, R OBP: 0.560, SLG: 0.471										2	0	0	0	2	0	1									
8 Troy Glaus, R OBP: 0.280, SLG: 0.286										3	0	1	0	1	1	3									
47 Ryan Ludwick, R OBP: 0.381, SLG: 0.632										4	1	2	0	0	1	3									
4 Yadier Molina, R OBP: 0.350, SLG: 0.556										3	0	1	1	0	0	2									
Adam Kennedy, L OBP: 0.333, SLG: 0.286										4	0	0	0	0	0	3									
26 Kyle Lohse, R ERA: 2.7	(1.1)	6.2	L 29	7	2	2	4	3	0	0	0	0	0	0	0	0									
34 Randy Flores, L ERA: 6.0	(8.1)	0.1	2	0	0	0	1	1	0	0	0	0	0	0	0	0									
31 Ryan Franklin, R ERA: 6.0	(8.1)	1.0	4	1	1	1	0	0	0	0	0	0	0	0	0	0									
16 Chris Duncan, L OBP: 0.500, SLG: 0.250	(8, PH)									0	0	0	0	0	0	0									
44 Jason Istringhausen, R ERA: 2.7	(8.1)	1.0	4	1	1	1	0	0	0	0	0	0	0	0	0	0									
3 Cesar Izturis, S OBP: 0.455, SLG: 0.313										3	0	1	0	0	1	1									
Inning Stats	R: 1 E: 0 K: 0 S: 10	H: 1 LOB: 1 BB: 1 P: 23	R: 0 E: 0 K: 1 S: 12	H: 0 LOB: 0 BB: 0 P: 16	R: 1 E: 0 K: 2 S: 10	H: 1 LOB: 2 BB: 2 P: 20	R: 0 E: 0 K: 1 S: 8	H: 1 LOB: 1 BB: 0 P: 10	R: 0 E: 0 K: 0 S: 8	H: 2 LOB: 2 BB: 0 P: 14	R: 0 E: 0 K: 1 S: 10	H: 1 LOB: 2 BB: 1 P: 16	R: 1 E: 0 K: 0 S: 8	H: 1 LOB: 0 BB: 0 P: 14	R: 1 E: 0 K: 0 S: 8	H: 1 LOB: 0 BB: 0 P: 14	1B: 3 2B: 3 3B: 1 HR: 1	SF: 1 SAC: 0 DP: 1 HBP: 0	WP: 0 PB: 0 SB: 1 CS: 0	PA: 35					
PITCHER	IP	WLS	BF	H	R	ER	SO	BB	IBB	HBP	BLK	WP	HR	S	P	ERA	WHIP								
31 John Lannan, L ERA: 2.7	(1.1)	6.2	L 29	7	2	2	4	3	0	0	0	0	0	0	0	0									
36 Joel Hanrahan, R ERA: 6.0	(7.1)	0.1	2	0	0	0	1	1	0	0	0	0	0	3	8	0.00	3.000								
Luis Ayala, R ERA: 2.7	(8.1)	1.0	4	1	1	1	0	0	0	0	0	0	0	8	14	9.00	1.000								

AB	29
R	0
H	5
RBI	0
BB	1
SO	2
LOB	11



AB	30
R	3
H	8
RBI	3
BB	4
SO	5
LOB	19



Batter	1	2	3	4	5	6	7	8	9	AB	R	H	RBI	BB	SO	LOB	TOP							
2 Hanley Ramirez, R (1.6) OBP: 0.514, SLG: 0.724	G6-3			K	2B 27 2B	2B		K		4	1	1	1	1	2	0	Florida Marlins @ Washington Nationals Nationals Park, Washington, DC Wed Apr 09 2008, 7:10 PM EDT Att: 24,342 - Cloudy - 65 F							
6 Dan Uggla, R (1.4) OBP: 0.276, SLG: 0.438	K			K	2B	BB		2B		4	1	2	2	1	2	0								
27 Jeremy Hermida, L (1.9) OBP: 0.400, SLG: 0.800	F8			14 1B	HR	2B		F9		5	1	2	2	0	1	3								
14 Josh Willingham, R (1.7) OBP: 0.286, SLG: 0.406	F9			1B	G6-3			HR	BB	3	1	1	0	1	0	1								
Mike Jacobs, L (1.3) OBP: 0.235, SLG: 0.576	F9			F9	HR			F8		5	2	2	4	0	0	3								
66 Burke Badenhop, R (9.1)	F9			HR	HR			HR		0	0	0	0	0	0	0								
3 Jorge Cantu, R (1.5) OBP: 0.285, SLG: 0.364	F9			HR	G6-3			F8		4	1	1	1	1	0	0								
20 Matt Treanor, R (1.2) OBP: 0.304, SLG: 0.273										5	1	2	0	0	0	2								
4 Alfredo Amezaga, S (1.8) OBP: 0.478, SLG: 0.444	G4-6-3			SH5-4 6 2B	SH5-4 6 2B	BB		L7		4	2	1	0	1	0	3								
Scott Olsen, L (1.1) OBP: 0.250, SLG: 0.250				SH5-4	SH1-4			P6		2	0	0	0	0	1	0								
48 Lee Gardner, R (8.1)										0	0	0	0	0	0	0								
18 Wes Helms, R (9.3)										0	0	0	0	0	0	0								
Inning Stats	R: 0 H: 0 E: 0 K: 1 S: 7	H: 0 LOB: 0 BB: 0 P: 11	R: 0 H: 0 E: 0 K: 0 S: 7	H: 0 LOB: 0 BB: 0 P: 10	R: 0 H: 1 E: 0 K: 1 S: 7	H: 1 LOB: 0 BB: 0 P: 9	R: 0 H: 2 E: 0 K: 2 S: 14	H: 2 LOB: 2 BB: 0 P: 21	R: 7 H: 6 E: 0 K: 0 S: 18	H: 6 LOB: 0 BB: 1 P: 27	R: 1 H: 1 E: 0 K: 1 S: 10	H: 1 LOB: 2 BB: 2 P: 24	R: 2 H: 1 E: 0 K: 0 S: 9	H: 1 LOB: 0 BB: 0 P: 16	R: 0 H: 1 E: 0 K: 1 S: 9	H: 1 LOB: 2 BB: 2 P: 15	R: 0 H: 0 E: 0 K: 0 S: 11	H: 0 LOB: 2 BB: 2 P: 22	1B: 5 2B: 4 3B: 0 HR: 3	SF: 0 SAC: 2 DP: 1 HBP: 1	WP: 0 PB: 0 CS: 0	PA: 44		
PITCHER	IP WLS BF H R ER SO BB IBB HBP BLK WP HR S P ERA WHIP	5.0 L 24 9 7 7 4 0 1 0 0 0 2 53 78 12.60 1.800	2.0 11 2 3 3 1 2 0 1 0 0 0 1 19 40 13.50 2.000	1.0 4 1 0 0 1 0 0 0 0 0 0 0 1 15 0.00 1.000	1.0 5 0 0 0 0 2 0 0 0 0 0 0 11 22 0.00 2.000																			

Batter	1	2	3	4	5	6	7	8	9	AB	R	H	RBI	BB	SO	LOB	BOTTOM						
15 Cristian Guzman, S (1.6) OBP: 0.318, SLG: 0.665	G6-3							FC6-4	G4-3	5	1	2	1	0	0	1	Florida Marlins @ Washington Nationals Nationals Park, Washington, DC Wed Apr 09 2008, 7:10 PM EDT Att: 24,342 - Cloudy - 65 F						
44 Lastings Milledge, R (1.8) OBP: 0.341, SLG: 0.547	F7							25 BB		4	1	2	0	0	0	0							
11 Ryan Zimmerman, R (1.5) OBP: 0.244, SLG: 0.436	F7							L9		4	0	0	0	0	0	3							
24 Nick Johnson, L (1.3) OBP: 0.371, SLG: 0.500	E5							F8		3	1	0	0	1	0	1							
25 Austin Kearns, R (1.9) OBP: 0.395, SLG: 0.300	G5-3							16 2B		3	1	0	0	1	0	3							
16 Paul Lo Duca, R (1.2) OBP: 0.333, SLG: 0.308	E9							16 2B		4	0	1	2	0	0	0							
10 Ronnie Belliard, R (1.4) OBP: 0.306, SLG: 0.313	F8							P6		4	0	0	0	0	0	2							
Felipe Lopez, S (1.7) OBP: 0.320, SLG: 0.227								L7		3	0	0	0	1	0	0							
57 Jason Bergmann, R (1.1)										1	0	0	0	0	1	2							
23 Johnny Estrada, S (5. PH)										1	0	0	0	0	1	0							
38 Joel Hanrahan, R (8.1)										0	0	0	0	0	0	0							
8 Aaron Boone, R (7. PH)										0	0	0	0	0	1	0							
Jesus Colome, R (8.1)										0	0	0	0	0	0	0							
36 Ray King, L (9.1)										0	0	0	0	0	0	0							
Rob Mackowiak, L (9. PH)										1	0	0	0	0	1	0							
Inning Stats	R: 0 H: 0 E: 0 K: 0 S: 5	H: 0 LOB: 0 BB: 0 P: 9	R: 1 H: 0 E: 2 K: 1 S: 11	H: 0 LOB: 2 BB: 1 P: 19	R: 0 H: 2 E: 0 K: 0 S: 8	H: 2 LOB: 0 BB: 1 P: 16	R: 0 H: 0 E: 0 K: 0 S: 11	H: 0 LOB: 0 BB: 0 P: 18	R: 1 H: 1 E: 0 K: 1 S: 8	H: 1 LOB: 0 BB: 0 P: 10	R: 0 H: 0 E: 0 K: 0 S: 9	H: 0 LOB: 0 BB: 0 P: 13	R: 0 H: 0 E: 0 K: 0 S: 9	H: 0 LOB: 1 BB: 1 P: 16	R: 2 H: 2 E: 0 K: 0 S: 19	H: 2 LOB: 1 BB: 1 P: 26	R: 0 H: 0 E: 0 K: 1 S: 9	H: 0 LOB: 0 BB: 0 P: 12	1B: 3 2B: 1 3B: 0 HR: 1	SF: 0 SAC: 0 DP: 1 HBP: 0	WP: 0 PB: 0 CS: 0	PA: 37	
PITCHER	IP WLS BF H R ER SO BB IBB HBP BLK WP HR S P ERA WHIP	7.2 W 32 4 4 3 2 3 1 0 0 0 1 75 120 3.52 0.913	0.1 2 1 0 0 0 0 0 0 0 0 0 0 5 7 0.00 3.000	1.0 3 0 0 0 1 0 0 0 0 0 0 0 9 12 0.00 0.000																			



Batter	1	2	3	4	5	6	7	8	9	AB	R	H	RBI	BB	SO	LOB	TOP						
2 Hanley Ramirez, R OBP: 0.500, SLG: 0.706										5	2	2	0	0	0	1							
6 Dan Uggla, R OBP: 0.288, SLG: 0.432										5	0	1	0	0	2	4							
27 Jeremy Hermida, L Kevin Gregg, R OBP: 0.300, SLG: 0.500										5	1	1	1	0	2	3							
14 Josh Willingham, R OBP: 0.300, SLG: 0.432										5	1	2	1	0	1	2							
Mike Jacobs, L 18 Wes Helms, R OBP: 0.263, SLG: 0.568										4	0	2	0	0	0	0							
3 Jorge Cantu, R OBP: 0.316, SLG: 0.432										4	0	3	2	0	1	0							
12 Cody Ross, R OBP: 0.150, SLG: 0.158										3	0	0	0	1	0	3							
20 Matt Treanor, R OBP: 0.296, SLG: 0.308										4	0	1	0	0	1	6							
Mark Hendrickson, L Luis Gonzalez, L 19 Logan Kensing, R 37 Renyel Pinto, L 4 Alfredo Amezaga, S OBP: 0.167, SLG: 0.167										3	0	1	0	0	2	1							
Inning Stats	R: 0 E: 0 K: 1 S: 12	H: 1 LOB: 1 BB: 0 P: 18	R: 0 E: 0 K: 1 S: 8	H: 0 LOB: 0 BB: 0 P: 11	R: 0 E: 1 K: 2 S: 11	H: 0 LOB: 1 BB: 0 P: 18	R: 0 E: 0 K: 0 S: 7	H: 0 LOB: 0 BB: 0 P: 11	R: 0 E: 0 K: 1 S: 10	H: 2 LOB: 1 BB: 0 P: 11	R: 2 E: 0 K: 1 S: 21	H: 4 LOB: 3 BB: 1 P: 36	R: 0 E: 0 K: 2 S: 11	H: 1 LOB: 1 BB: 0 P: 16	R: 1 E: 0 K: 1 S: 17	H: 3 LOB: 3 BB: 0 P: 24	R: 1 E: 0 K: 1 S: 11	H: 2 LOB: 1 BB: 0 P: 14	1B: 8 2B: 5 3B: 0 HR: 0	SF: 0 SAC: 0 DP: 1 HBP: 0	WP: 0 PB: 0 SB: 1 CS: 0	PA: 41	
PITCHER	IP WLS BF H R ER SO BB IBB HBP BLK WP HR S P ERA WHIP	5.2 L 23 6 2 0 0 2 0 0 0 0 0 0 65 93 3.18 1.059	1.1 7 2 0 0 2 1 0 0 0 0 0 0 15 28 0.00 2.250	1.0 6 3 1 1 1 0 0 0 0 0 0 0 17 24 9.00 3.000	1.0 5 2 1 1 1 0 0 0 0 0 0 0 11 14 9.00 2.000																		

Florida Marlins @ Washington Nationals
Nationals Park, Washington, DC

Thu Apr 10 2008, 7:10 PM EDT
Att: 24,492 - Partly Cloudy - 70 F

AB	40
R	4
H	13
RBI	4
BB	1
SO	10
LOB	24

Batter	1	2	3	4	5	6	7	8	9	AB	R	H	RBI	BB	SO	LOB	BOTTOM					
15 Cristian Guzman, S OBP: 0.292, SLG: 0.553										4	0	0	0	0	0	2						
44 Lastings Milledge, R OBP: 0.333, SLG: 0.462										4	1	1	0	0	1	1						
11 Ryan Zimmerman, R OBP: 0.222, SLG: 0.395										4	0	0	0	0	0	1						
24 Nick Johnson, L OBP: 0.410, SLG: 0.545										3	0	2	1	0	0	0						
25 Austin Kearns, R OBP: 0.381, SLG: 0.273										3	0	0	0	0	0	2						
16 Paul Lo Duca, R OBP: 0.324, SLG: 0.333										4	1	1	0	0	0	2						
10 Ronnie Belliard, R OBP: 0.308, SLG: 0.400										3	1	1	1	0	1	1						
Felipe Lopez, S 52 Saul Rivera, S Luis Ayala, R 23 Johnny Estrada, S Tim Redding, R Jon Rauch, R OBP: 0.250, SLG: 0.250										2	0	1	0	0	0	0						
45 Odalis Perez, L 22 Willie Harris, L 8 Aaron Boone, R Rob Mackowiak, L OBP: 0.200, SLG: 0.077										1	0	0	0	0	0	0						
Inning Stats	R: 0 E: 0 K: 0 S: 9	H: 0 LOB: 0 BB: 0 P: 14	R: 1 E: 0 K: 1 S: 9	H: 2 LOB: 1 BB: 0 P: 10	R: 0 E: 0 K: 0 S: 8	H: 0 LOB: 0 BB: 0 P: 14	R: 0 E: 0 K: 1 S: 9	H: 0 LOB: 0 BB: 0 P: 14	R: 0 E: 0 K: 0 S: 6	H: 0 LOB: 0 BB: 0 P: 11	R: 0 E: 0 K: 0 S: 6	H: 0 LOB: 0 BB: 0 P: 11	R: 1 E: 0 K: 0 S: 10	H: 2 LOB: 1 BB: 0 P: 14	R: 1 E: 0 K: 0 S: 9	H: 2 LOB: 1 BB: 0 P: 19	1B: 3 2B: 3 3B: 0 HR: 1	SF: 0 SAC: 0 DP: 3 HBP: 2	WP: 0 PB: 0 SB: 0 CS: 0	PA: 33		
PITCHER	IP WLS BF H R ER SO BB IBB HBP BLK WP HR S P ERA WHIP	7.0 W 23 3 1 1 2 0 0 0 0 0 0 1 52 80 1.29 0.429	0.1 H 2 1 1 1 0 0 0 0 0 0 0 0 3 5 27.00 3.000	0.2 H 3 1 0 0 0 0 0 0 0 0 0 0 7 9 0.00 1.500	1.0 S 5 2 1 1 0 0 0 0 0 0 0 0 9 19 9.00 2.000																	

Florida Marlins @ Washington Nationals
Nationals Park, Washington, DC

Thu Apr 10 2008, 7:10 PM EDT
Att: 24,492 - Partly Cloudy - 70 F

AB	31
R	3
H	7
RBI	3
BB	0
SO	2
LOB	11

Batter	1	2	3	4	5	6	7	8	9	AB	R	H	RBI	BB	SO	LOB	TOP															
2 Kelly Johnson, L OBP: 0.276, SLG: 0.379										4	0	1	0	0	1	1																
19 Yunel Escobar, R OBP: 0.422, SLG: 0.590										4	2	2	1	0	0	1																
10 Chipper Jones, S OBP: 0.391, SLG: 0.465										4	1	1	0	0	0	0																
Mark Teixeira, S OBP: 0.256, SLG: 0.359										3	0	1	0	1	0	0																
7 Jeff Francoeur, R OBP: 0.279, SLG: 0.429										4	0	1	0	0	1	4																
16 Brian McCann, L OBP: 0.388, SLG: 0.576										3	0	0	0	1	1	4																
23 Matt Diaz, R OBP: 0.250, SLG: 0.325										4	0	1	2	0	2	2																
11 Mark Kotsay, L OBP: 0.325, SLG: 0.459										4	0	1	0	0	0	2																
15 Tim Hudson, R 58 Peter Moylan, R										2	0	0	0	0	0	0																
Inning Stats	R: 0 E: 0 K: 1 S: 6	H: 0 LOB: 0 BB: 0 P: 9	R: 0 E: 0 K: 0 S: 7	H: 1 LOB: 1 BB: 1 P: 13	R: 0 E: 0 K: 0 S: 11	H: 1 LOB: 1 BB: 0 P: 17	R: 0 E: 0 K: 0 S: 8	H: 0 LOB: 0 BB: 0 P: 13	R: 0 E: 0 K: 1 S: 9	H: 0 LOB: 0 BB: 0 P: 11	R: 1 E: 0 K: 0 S: 9	H: 1 LOB: 0 BB: 0 P: 12	R: 0 E: 0 K: 0 S: 3	H: 1 LOB: 0 BB: 0 P: 3	R: 0 E: 0 K: 1 S: 9	H: 1 LOB: 1 BB: 0 P: 13	R: 2 E: 0 K: 2 S: 18	H: 3 LOB: 2 BB: 1 P: 27	1B: 7 2B: 0 3B: 0 HR: 1	SF: 0 SAC: 1 DP: 2 HBP: 0	WP: 0 PB: 0 SB: 0 CS: 0	PA: 35										
PITCHER	IP: 8.0 ERA: 3.72 Jon Rauch, R ERA: 9.0	WLS: L BF: 28	H: 5 R: 1 ER: 1 SO: 3	BB: 1 IBB: 0 HBP: 0 BLK: 0	WP: 0 HR: 1 S: 62 P: 91	ERA: 1.12 WHIP: 0.750											IP: 1.0 ERA: 9.0	WLS: S BF: 7	H: 3 R: 2 ER: 2 SO: 2	BB: 1 IBB: 0 HBP: 0 BLK: 0	WP: 0 HR: 0 S: 18 P: 27	ERA: 18.00 WHIP: 4.000										

Atlanta Braves @ Washington Nationals
Nationals Park, Washington, DC
Fri Apr 11 2008, 7:35 PM EDT
Att: 28,030 - Cloudy - 75 F

AB 32
R 3
H 8
RBI 3
BB 2
SO 5
LOB 14



Batter	1	2	3	4	5	6	7	8	9	AB	R	H	RBI	BB	SO	LOB	BOTTOM															
15 Cristian Guzman, S OBP: 0.288, SLG: 0.529										4	0	1	0	0	1	0																
44 Lastings Milledge, R OBP: 0.313, SLG: 0.542										3	0	0	0	0	0	0																
11 Ryan Zimmerman, R OBP: 0.204, SLG: 0.362										4	0	0	0	0	2	1																
24 Nick Johnson, L OBP: 0.405, SLG: 0.514										2	0	0	0	1	0	0																
25 Austin Kearns, R OBP: 0.400, SLG: 0.306										3	0	2	0	0	0	2																
10 Ronnie Belliard, R OBP: 0.286, SLG: 0.368										3	0	0	0	0	1	2																
3 Jesus Flores, R OBP: 0.417, SLG: 0.818										2	0	0	0	0	2	0																
Felipe Lopez, S OBP: 0.521, SLG: 0.240										1	0	0	0	0	0	0																
16 Paul Lo Duca, R OBP: 0.324, SLG: 0.333										0	0	0	0	0	0	0																
22 Willie Harris, L OBP: 0.222, SLG: 0.067										2	0	0	0	1	1	0																
47 Matt Chico, L OBP: 0.143, SLG: 0.143										2	0	0	0	0	0	1																
23 Johnny Estrada, S OBP: 0.333, SLG: 0.333										1	0	0	0	0	0	0																
Jon Rauch, R										0	0	0	0	0	0	0																
Inning Stats	R: 0 E: 0 K: 0 S: 8	H: 0 LOB: 0 BB: 0 P: 9	R: 0 E: 0 K: 0 S: 6	H: 1 LOB: 0 BB: 0 P: 10	R: 0 E: 0 K: 2 S: 8	H: 0 LOB: 0 BB: 0 P: 9	R: 0 E: 0 K: 1 S: 12	H: 1 LOB: 2 BB: 1 P: 20	R: 0 E: 0 K: 1 S: 8	H: 0 LOB: 0 BB: 1 P: 13	R: 0 E: 0 K: 0 S: 7	H: 0 LOB: 0 BB: 0 P: 12	R: 0 E: 0 K: 1 S: 10	H: 1 LOB: 0 BB: 0 P: 16	R: 0 E: 0 K: 0 S: 5	H: 0 LOB: 0 BB: 0 P: 7	R: 0 E: 0 K: 2 S: 9	H: 0 LOB: 0 BB: 0 P: 10	1B: 3 2B: 0 3B: 0 HR: 0	SF: 0 SAC: 1 DP: 1 HBP: 0	WP: 0 PB: 0 SB: 0 CS: 1	PA: 30										
PITCHER	IP: 8.0 ERA: 2.14 58 Peter Moylan, R ERA: 1.99	WLS: W BF: 27	H: 3 R: 0 ER: 0 SO: 5	BB: 2 IBB: 0 HBP: 0 BLK: 0	WP: 0 HR: 0 S: 64 P: 96	ERA: 0.00 WHIP: 0.625											IP: 1.0 ERA: 9.0	WLS: S BF: 3	H: 0 R: 0 ER: 0 SO: 2	BB: 0 IBB: 0 HBP: 0 BLK: 0	WP: 0 HR: 0 S: 10 P: 27	ERA: 0.00 WHIP: 0.000										

Atlanta Braves @ Washington Nationals
Nationals Park, Washington, DC
Fri Apr 11 2008, 7:35 PM EDT
Att: 28,030 - Cloudy - 75 F

AB 27
R 0
H 3
RBI 0
BB 2
SO 7
LOB 6



Batter	1	2	3	4	5	6	7	8	9	AB	R	H	RBI	BB	SO	LOB	TOP							
2 Kelly Johnson, L OBP: 0.294, SLG: 0.412										5	1	2	0	0	1	0								
19 Yunel Escobar, R OBP: 0.400, SLG: 0.545										5	2	1	0	0	0	2								
10 Chipper Jones, S OBP: 0.429, SLG: 0.477										1	2	1	0	2	0	0								
14 Martín Prado, R OBP: 0.400, SLG: 0.438										2	0	0	0	0	0	1								
Mark Teixeira, S OBP: 0.271, SLG: 0.349										4	1	1	1	1	1	2								
7 Jeff Francoeur, R OBP: 0.313, SLG: 0.574										5	2	3	7	0	0	0								
16 Brian McCann, L OBP: 0.495, SLG: 0.703										4	1	3	1	0	1	2								
1 Grégor Blanco, L OBP: 0.400, SLG: 0.500										0	0	0	0	1	0	0								
23 Matt Diaz, R OBP: 0.267, SLG: 0.356										5	1	2	0	0	2	2								
11 Mark Kotsay, L OBP: 0.318, SLG: 0.425										3	0	0	0	0	1	2								
30 Jeff Bennett, R OBP: 0.285, SLG: 0.350										0	0	0	0	0	0	0								
56 Blaine Boyer, R OBP: 0.285, SLG: 0.350										0	0	0	0	0	0	0								
8 Ruben Gotay, S OBP: 0.285, SLG: 0.350										0	0	0	0	0	0	0								
46 Manny Acosta, R OBP: 0.285, SLG: 0.350										1	0	0	0	0	0	0								
29 John Smoltz, R OBP: 0.167, SLG: 0.167										3	0	0	1	0	1	3								
Corky Miller, R OBP: 0.167, SLG: 0.167										1	0	0	0	0	0	0								
Inning Stats	R: 4 E: 0 K: 0 S: 13	H: 5 LOB: 2 BB: 2 P: 27	R: 0 E: 0 K: 0 S: 10	H: 0 LOB: 1 BB: 1 P: 19	R: 0 E: 0 K: 0 S: 11	H: 1 LOB: 1 BB: 0 P: 15	R: 2 E: 0 K: 2 S: 14	H: 3 LOB: 2 BB: 1 P: 24	R: 1 E: 0 K: 1 S: 10	H: 1 LOB: 0 BB: 0 P: 10	R: 3 E: 0 K: 1 S: 14	H: 3 LOB: 0 BB: 0 P: 19	R: 0 E: 0 K: 1 S: 7	H: 0 LOB: 0 BB: 0 P: 10	R: 0 E: 0 K: 1 S: 6	H: 0 LOB: 0 BB: 0 P: 10	R: 0 E: 0 K: 2 S: 9	H: 0 LOB: 1 BB: 1 P: 16	1B: 7 2B: 3 3B: 0 HR: 3	SF: 0 SAC: 0 DP: 1 HBP: 0	WP: 0 PB: 0 SB: 0 CS: 0	PA: 44		
PITCHER	IP WLS BF H R ER SO BB IBB HBP BLK WP HR S P ERA WHIP	IP WLS BF H R ER SO BB IBB HBP BLK WP HR S P ERA WHIP	IP WLS BF H R ER SO BB IBB HBP BLK WP HR S P ERA WHIP	IP WLS BF H R ER SO BB IBB HBP BLK WP HR S P ERA WHIP	IP WLS BF H R ER SO BB IBB HBP BLK WP HR S P ERA WHIP	IP WLS BF H R ER SO BB IBB HBP BLK WP HR S P ERA WHIP	IP WLS BF H R ER SO BB IBB HBP BLK WP HR S P ERA WHIP	IP WLS BF H R ER SO BB IBB HBP BLK WP HR S P ERA WHIP	IP WLS BF H R ER SO BB IBB HBP BLK WP HR S P ERA WHIP	IP WLS BF H R ER SO BB IBB HBP BLK WP HR S P ERA WHIP	IP WLS BF H R ER SO BB IBB HBP BLK WP HR S P ERA WHIP	IP WLS BF H R ER SO BB IBB HBP BLK WP HR S P ERA WHIP	IP WLS BF H R ER SO BB IBB HBP BLK WP HR S P ERA WHIP	IP WLS BF H R ER SO BB IBB HBP BLK WP HR S P ERA WHIP	IP WLS BF H R ER SO BB IBB HBP BLK WP HR S P ERA WHIP	IP WLS BF H R ER SO BB IBB HBP BLK WP HR S P ERA WHIP	IP WLS BF H R ER SO BB IBB HBP BLK WP HR S P ERA WHIP	IP WLS BF H R ER SO BB IBB HBP BLK WP HR S P ERA WHIP	IP WLS BF H R ER SO BB IBB HBP BLK WP HR S P ERA WHIP	IP WLS BF H R ER SO BB IBB HBP BLK WP HR S P ERA WHIP	IP WLS BF H R ER SO BB IBB HBP BLK WP HR S P ERA WHIP	IP WLS BF H R ER SO BB IBB HBP BLK WP HR S P ERA WHIP	IP WLS BF H R ER SO BB IBB HBP BLK WP HR S P ERA WHIP	IP WLS BF H R ER SO BB IBB HBP BLK WP HR S P ERA WHIP
31 John Lannan, L ERA: 6.75	4.0 L 24 9 6 6 2 4 0 0 0 0 0 1 48 85 13.50 3.250	2.0 10 4 4 4 2 0 0 0 0 0 2 24 29 18.00 2.000	1.0 3 0 0 0 1 0 0 0 0 0 0 7 10 0.00 0.000	2.0 7 0 0 0 3 1 0 0 0 0 0 15 26 0.00 0.500																				
57 Jason Bergmann, R ERA: 11.98																								
38 Joel Hanrahan, R ERA: 7.5																								
Jesus Colome, R ERA: 1.29																								

Atlanta Braves @ Washington Nationals
Nationals Park, Washington, DC

Sat Apr 12 2008, 1:05 PM EDT
Att: 32,534 - Overcast - 76 F

AB 39
R 10
H 13
RBI 10
BB 5
SO 8
LOB 15



Batter	1	2	3	4	5	6	7	8	9	AB	R	H	RBI	BB	SO	LOB	BOTTOM							
15 Cristian Guzman, S OBP: 0.316, SLG: 0.536										5	0	3	0	0	1	0								
44 Lastings Milledge, R OBP: 0.392, SLG: 0.368										4	0	0	0	1	1	2								
11 Ryan Zimmerman, R OBP: 0.241, SLG: 0.400										3	0	2	1	1	0	0								
24 Nick Johnson, L OBP: 0.400, SLG: 0.486										2	0	0	0	1	0	3								
38 Joel Hanrahan, R OBP: 0.285, SLG: 0.350										0	0	0	0	0	0	0								
23 Johnny Estrada, S OBP: 0.500, SLG: 0.333										0	0	0	0	0	0	0								
Jesus Colome, R OBP: 0.285, SLG: 0.350										0	0	0	0	0	0	0								
25 Austin Kearns, R OBP: 0.388, SLG: 0.300										4	0	1	0	0	1	5								
16 Paul Lo Duca, R OBP: 0.316, SLG: 0.303										3	0	0	0	1	0	1								
Felipe Lopez, S OBP: 0.281, SLG: 0.207										4	1	0	0	0	0	2								
22 Willie Harris, L OBP: 0.273, SLG: 0.222										3	1	1	1	1	2	1								
31 John Lannan, L ERA: 6.75										1	0	0	0	0	1	0								
Rob Mackowiak, L ERA: 2.25										1	0	0	0	0	0	1								
57 Jason Bergmann, R ERA: 11.98										0	0	0	0	0	0	0								
8 Aaron Boone, R OBP: 0.182, SLG: 0.100										2	0	0	0	0	0	2								
Inning Stats	R: 0 E: 1 K: 1 S: 12	H: 1 LOB: 2 BB: 1 P: 20	R: 0 E: 0 K: 1 S: 10	H: 0 LOB: 0 BB: 0 P: 14	R: 0 E: 0 K: 1 S: 10	H: 1 LOB: 2 BB: 1 P: 21	R: 1 E: 0 K: 0 S: 10	H: 2 LOB: 1 BB: 0 P: 12	R: 0 E: 0 K: 2 S: 10	H: 1 LOB: 0 BB: 0 P: 14	R: 0 E: 0 K: 0 S: 7	H: 0 LOB: 0 BB: 0 P: 9	R: 1 E: 0 K: 0 S: 13	H: 1 LOB: 3 BB: 3 P: 31	R: 0 E: 0 K: 1 S: 8	H: 0 LOB: 1 BB: 1 P: 16	R: 0 E: 0 K: 0 S: 8	H: 1 LOB: 0 BB: 0 P: 13	1B: 5 2B: 1 3B: 1 HR: 0	SF: 1 SAC: 0 DP: 1 HBP: 0	WP: 1 PB: 0 SB: 1 CS: 0	PA: 39		
PITCHER	IP WLS BF H R ER SO BB IBB HBP BLK WP HR S P ERA WHIP	IP WLS BF H R ER SO BB IBB HBP BLK WP HR S P ERA WHIP	IP WLS BF H R ER SO BB IBB HBP BLK WP HR S P ERA WHIP	IP WLS BF H R ER SO BB IBB HBP BLK WP HR S P ERA WHIP	IP WLS BF H R ER SO BB IBB HBP BLK WP HR S P ERA WHIP	IP WLS BF H R ER SO BB IBB HBP BLK WP HR S P ERA WHIP	IP WLS BF H R ER SO BB IBB HBP BLK WP HR S P ERA WHIP	IP WLS BF H R ER SO BB IBB HBP BLK WP HR S P ERA WHIP	IP WLS BF H R ER SO BB IBB HBP BLK WP HR S P ERA WHIP	IP WLS BF H R ER SO BB IBB HBP BLK WP HR S P ERA WHIP	IP WLS BF H R ER SO BB IBB HBP BLK WP HR S P ERA WHIP	IP WLS BF H R ER SO BB IBB HBP BLK WP HR S P ERA WHIP	IP WLS BF H R ER SO BB IBB HBP BLK WP HR S P ERA WHIP	IP WLS BF H R ER SO BB IBB HBP BLK WP HR S P ERA WHIP	IP WLS BF H R ER SO BB IBB HBP BLK WP HR S P ERA WHIP	IP WLS BF H R ER SO BB IBB HBP BLK WP HR S P ERA WHIP	IP WLS BF H R ER SO BB IBB HBP BLK WP HR S P ERA WHIP	IP WLS BF H R ER SO BB IBB HBP BLK WP HR S P ERA WHIP	IP WLS BF H R ER SO BB IBB HBP BLK WP HR S P ERA WHIP	IP WLS BF H R ER SO BB IBB HBP BLK WP HR S P ERA WHIP	IP WLS BF H R ER SO BB IBB HBP BLK WP HR S P ERA WHIP	IP WLS BF H R ER SO BB IBB HBP BLK WP HR S P ERA WHIP	IP WLS BF H R ER SO BB IBB HBP BLK WP HR S P ERA WHIP	IP WLS BF H R ER SO BB IBB HBP BLK WP HR S P ERA WHIP
29 John Smoltz, R ERA: 0.82	6.0 W 25 5 1 1 1 0 2 0 0 0 0 0 7 19 1.50 1.167	0.1 4 1 1 1 0 2 0 0 0 0 0 0 7 19 27.00 9.000	0.2 3 0 0 0 0 1 0 0 0 0 0 6 12 0.00 1.500	1.0 4 0 0 0 1 1 0 0 0 0 0 8 16 0.00 1.000	1.0 3 1 0 0 0 0 0 0 0 0 0 8 13 0.00 1.000																			
Will Ohman, L ERA: 2.25																								
30 Jeff Bennett, R ERA: 3.72																								
56 Blaine Boyer, R ERA: 6.75																								
46 Manny Acosta, R ERA: 7.2																								

Atlanta Braves @ Washington Nationals
Nationals Park, Washington, DC

Sat Apr 12 2008, 1:05 PM EDT
Att: 32,534 - Overcast - 76 F

AB 32
R 2
H 7
RBI 2
BB 6
SO 6
LOB 17



Batter	1	2	3	4	5	6	7	8	9	AB	R	H	RBI	BB	SO	LOB	TOP					
2 Kelly Johnson, L OBP: 0.282, SLG: 0.368	G3		L9		F7		BB		F7	4	0	0	0	1	0	2	Atlanta Braves @ Washington Nationals Nationals Park, Washington, DC Sun Apr 13 2008, 1:35 PM EDT Att: 29,091 - Cloudy - 60 F					
19 Yunel Escobar, R OBP: 0.436, SLG: 0.553	1B			G6-3		1B	BB		BB	3	1	2	0	2	0	0						
10 Chipper Jones, S OBP: 0.444, SLG: 0.571 49 Jair Jurrjens, R (9, PR)	L6-3			G3		HR			BB	5	1	3	2	0	0	3						
Mark Teixeira, S OBP: 0.302, SLG: 0.383	F8			G3		2B			BB	4	1	2	0	1	0	1						
16 Brian McCann, L OBP: 0.383, SLG: 0.634	BB			F7		G4-3			F7	4	0	0	0	1	0	6						
7 Jeff Francoeur, R OBP: 0.308, SLG: 0.551	BB			F9		SF9			FC5-4	2	1	0	1	1	0	1						
11 Mark Kotsay, L OBP: 0.313, SLG: 0.409	G4-6-3			G6-3		G6-3			E7	4	0	1	0	0	0	2						
23 Matt Diaz, R OBP: 0.245, SLG: 0.327			K		K		G5-3		K	4	0	0	0	0	3	2						
47 Tom Glavine, L 30 Jeff Bennett, R 8 Ruben Gotay, S 57 Jorge Campillo, R 1 Gregor Blanco, L 24 Nick Johnson, L 23 Chad Cordero, R 56 Blaine Boyer, R 5 Brayan Peña, S	G6-3			G6-3		BB			K	0	0	0	0	0	0	0						
Inning Stats	R: 0 E: 0 K: 0 S: 6	H: 1 LOB: 0 BB: 0 P: 10	R: 0 E: 0 K: 0 S: 9	H: 0 LOB: 1 BB: 2 P: 19	R: 0 E: 0 K: 1 S: 8	H: 0 LOB: 0 BB: 0 P: 13	R: 0 E: 0 K: 0 S: 11	H: 1 LOB: 1 BB: 0 P: 15	R: 0 E: 0 K: 1 S: 18	H: 1 LOB: 2 BB: 1 P: 27	R: 3 E: 0 K: 0 S: 14	H: 3 LOB: 0 BB: 0 P: 23	R: 0 E: 0 K: 0 S: 12	H: 0 LOB: 2 BB: 2 P: 23	R: 1 E: 1 K: 1 S: 14	H: 1 LOB: 1 BB: 0 P: 20		R: 0 E: 0 K: 1 S: 9	H: 1 LOB: 3 BB: 2 P: 22	1B: 5 2B: 3 3B: 0 HR: 1	SF: 1 SAC: 0 DP: 2 HBP: 0	WP: 0 PB: 0 SB: 1 CS: 0
PITCHER	IP	WLS	BF	H	R	ER	SO	BB	IBB	HBP	BLK	WP	HR	S	P	ERA	WHIP					
Tim Redding, R ERA: 2.25	5.0	W	22	6	3	3	2	3	0	0	0	0	1	60	99	5.40	1.800					
36 Ray King, L ERA: 2.25	0.1	H	1	0	0	0	0	0	0	0	0	0	0	3	3	0.00	0.000					
52 Saul Rivera, R ERA: 1.93	1.2	H	7	0	0	0	0	2	0	0	0	0	0	15	28	0.00	1.200					
Luis Ayala, R ERA: 2.84	1.0	H	5	1	1	0	1	0	0	0	0	0	0	14	23	0.00	1.000					
32 Chad Cordero, R ERA:	0.2	H	5	1	0	0	1	1	1	0	0	0	0	8	21	0.00	3.000					
PITCHER	IP	WLS	BF	H	R	ER	SO	BB	IBB	HBP	BLK	WP	HR	S	P	ERA	WHIP					
Jon Rauch, R ERA: 8.44	0.1	S	1	0	0	0	0	0	0	0	0	0	0	1	1	0.00	0.000					

Batter	1	2	3	4	5	6	7	8	9	AB	R	H	RBI	BB	SO	LOB	BOTTOM			
15 Cristian Guzman, S OBP: 0.328, SLG: 0.542	BB		G4-3			K				3	2	1	0	1	1	1	Atlanta Braves @ Washington Nationals Nationals Park, Washington, DC Sun Apr 13 2008, 1:35 PM EDT Att: 29,091 - Cloudy - 60 F			
44 Lastings Milledge, R OBP: 0.351, SLG: 0.542	BB									3	1	3	0	1	0	0				
11 Ryan Zimmerman, R OBP: 0.259, SLG: 0.396	BB									3	0	1	2	1	0	2				
25 Austin Kearns, R OBP: 0.396, SLG: 0.286	BB									2	0	0	1	2	0	1				
26 Wily Mo Peña, R 22 Willie Harris, L	BB									4	0	0	0	0	3	5				
16 Paul Lo Duca, R OBP: 0.317, SLG: 0.286 23 Johnny Estrada, S OBP: 0.400, SLG: 0.250	BB									0	0	0	0	0	0	0				
10 Ronnie Bellard, R 52 Saul Rivera, S Luis Ayala, R 24 Nick Johnson, L 23 Chad Cordero, R Jon Rauch, R	K									2	1	0	0	0	0	1				
8 Aaron Boone, R OBP: 0.286, SLG: 0.231	BB									1	0	0	0	0	1	0				
Tim Redding, R OBP: 0.200, SLG: 0.200 36 Ray King, L Felipe Lopez, S OBP: 0.273, SLG: 0.200	BB									1	0	0	0	0	1	1				
Inning Stats	R: 2 E: 0 K: 0 S: 14	H: 3 LOB: 1 BB: 1 P: 23	R: 2 E: 0 K: 2 S: 17	H: 1 LOB: 3 BB: 4 P: 37	R: 1 E: 0 K: 1 S: 11	H: 1 LOB: 1 BB: 0 P: 18	R: 0 E: 0 K: 0 S: 7	H: 1 LOB: 0 BB: 0 P: 13	R: 0 E: 0 K: 1 S: 8	H: 0 LOB: 0 BB: 0 P: 12	R: 0 E: 0 K: 2 S: 8	H: 0 LOB: 0 BB: 0 P: 11	R: 0 E: 0 K: 0 S: 7	H: 1 LOB: 0 BB: 0 P: 11	R: 0 E: 0 K: 2 S: 11	H: 0 LOB: 0 BB: 0 P: 16		1B: 5 2B: 4 3B: 0 HR: 0	SF: 0 SAC: 1 DP: 3 HBP: 1	WP: 0 PB: 0 SB: 1 CS: 0
PITCHER	IP	WLS	BF	H	R	ER	SO	BB	IBB	HBP	BLK	WP	HR	S	P	ERA	WHIP			
47 Tom Glavine, L ERA: 2.38	0.0	L	4	3	2	2	0	1	0	0	0	0	0	42	78	6.75	1.750			
30 Jeff Bennett, R ERA: 4.51	4.0		18	3	3	3	3	4	0	1	0	0	0	42	78	6.75	1.750			
57 Jorge Campillo, R ERA:	2.0		6	0	0	0	3	0	0	0	0	0	0	16	23	0.00	0.000			
Chris Resop, R ERA: 12.6	1.0		3	1	0	0	0	0	0	0	0	0	0	7	11	0.00	1.000			
56 Blaine Boyer, R ERA: 5.67	1.0		3	0	0	0	2	0	0	0	0	0	0	11	16	0.00	0.000			

Batter	1	2	3	4	5	6	7	8	9	AB	R	H	RBI	BB	SO	LOB	TOP										
15 Cristian Guzman, S (1.6) OBP: 0.338, SLG: 0.556										4	0	2	0	0	0	1	Washington Nationals @ New York Mets Shea Stadium, Flushing, NY Tue Apr 15 2008, 7:10 PM EDT Att: 46,567 - Clear - 56 F										
44 Lastings Millode, R (1.8) OBP: 0.361, SLG: 0.645										3	0	1	0	1	2	2											
11 Ryan Zimmerman, R (1.5) OBP: 0.242, SLG: 0.368										4	0	0	0	0	1	5											
24 Nick Johnson, L (1.3)										2	0	1	0	2	1	3											
25 Austin Kearns, R (1.9) OBP: 0.368, SLG: 0.261										4	0	0	0	0	1	4											
23 Johnny Estrada, S (1.2) OBP: 0.333, SLG: 0.143										3	0	0	0	0	0	1											
26 Wily Mo Peña, R (1.7) OBP: 0.125, SLG: 0.125										4	0	1	0	0	0	1											
10 Ronnie Belliard, R (1.4) OBP: 0.265, SLG: 0.333										4	0	1	0	0	1	1											
45 Odalis Perez, L (1.1) 22 Willie Harris, L (7. PH) 36 Ray King, L (7.1) Luis Ayala, R (7.1) 38 Joel Hanrahan, R (8.1) Rob Mackowiak, L (8. PH)										2	0	1	0	0	0	1											
Inning Stats	R: 0 E: 0 K: 0 S: 6	H: 1 LOB: 0 BB: 0 P: 12	R: 0 E: 0 K: 0 S: 11	H: 1 LOB: 1 BB: 0 P: 18	R: 0 E: 0 K: 1 S: 12	H: 2 LOB: 3 BB: 1 P: 21	R: 0 E: 0 K: 1 S: 9	H: 0 LOB: 0 BB: 0 P: 12	R: 0 E: 0 K: 1 S: 8	H: 1 LOB: 1 BB: 0 P: 12	R: 0 E: 0 K: 1 S: 9	H: 0 LOB: 1 BB: 0 P: 14	R: 0 E: 0 K: 0 S: 9	H: 0 LOB: 0 BB: 0 P: 10	R: 0 E: 0 K: 1 S: 10	H: 1 LOB: 2 BB: 1 P: 19		R: 0 E: 0 K: 1 S: 12	H: 1 LOB: 1 BB: 0 P: 19	1B: 5 2B: 2 3B: 0 HR: 0	SF: 0 SAC: 0 DP: 1 HBP: 1	WP: 0 PB: 1 SB: 0 CS: 1	PA: 36				
PITCHER	IP	WLS	BF	H	R	ER	SO	BB	IBB	HBP	BLK	WP	HR	S	P	ERA	WHIP										
34 Mike Pelfrey, R (1.1) ERA: 1.5	7.0	W	27	5	0	0	4	2	0	1	0	0	0	64	99	0.00	1.000										
Aaron Heilman, R (8.1) ERA: 5.59	1.0		5	1	0	0	1	1	0	0	0	0	0	10	19	0.00	2.000										
Duaner Sanchez, R (9.1) ERA:	1.0		4	1	0	0	1	0	0	0	0	0	0	12	19	0.00	1.000										

Washington Nationals @ New York Mets
Shea Stadium, Flushing, NY
Tue Apr 15 2008, 7:10 PM EDT
Att: 46,567 - Clear - 56 F

AB	32
R	0
H	7
RBI	0
BB	3
SO	6
LOB	20



Batter	1	2	3	4	5	6	7	8	9	AB	R	H	RBI	BB	SO	LOB	BOTTOM										
7 José Reyes, S (1.6) OBP: 0.298, SLG: 0.386										5	1	4	0	0	1	1	Washington Nationals @ New York Mets Shea Stadium, Flushing, NY Tue Apr 15 2008, 7:10 PM EDT Att: 46,567 - Clear - 56 F										
19 Ryan Church, L (1.9) OBP: 0.392, SLG: 0.413										3	2	1	0	1	1	2											
5 David Wright, R (1.5) OBP: 0.416, SLG: 0.711										4	2	3	5	1	0	1											
15 Carlos Beltrán, S (1.8) OBP: 0.444, SLG: 0.452										4	0	1	1	1	2	3											
21 Carlos Delgado, L (1.3) OBP: 0.377, SLG: 0.400										2	0	0	0	1	0	1											
16 Ángel Pagán, S (1.7) OBP: 0.462, SLG: 0.500										3	0	1	0	1	0	4											
23 Brian Schneider, L (1.2) OBP: 0.375, SLG: 0.293										4	0	0	0	0	0	3											
1 Luis Castillo, S (1.4) OBP: 0.342, SLG: 0.226										2	1	0	0	2	0	0											
34 Mike Pelfrey, R (1.1) Aaron Heilman, R (8.1) 9 Marlon Anderson, L (8. PH) Duaner Sanchez, R (9.1)										3	0	0	0	0	1	2											
Inning Stats	R: 2 E: 0 K: 1 S: 14	H: 3 LOB: 1 BB: 1 P: 26	R: 0 E: 0 K: 0 S: 9	H: 0 LOB: 0 BB: 0 P: 11	R: 0 E: 0 K: 0 S: 7	H: 1 LOB: 1 BB: 1 P: 15	R: 0 E: 0 K: 1 S: 9	H: 1 LOB: 2 BB: 1 P: 17	R: 0 E: 0 K: 0 S: 10	H: 0 LOB: 0 BB: 0 P: 15	R: 2 E: 1 K: 0 S: 16	H: 3 LOB: 1 BB: 1 P: 27	R: 2 E: 0 K: 2 S: 22	H: 1 LOB: 1 BB: 2 P: 38	1B: 5 2B: 3 3B: 1 HR: 1	SF: 0 SAC: 1 DP: 1 HBP: 1		WP: 0 PB: 0 SB: 1 CS: 1	PA: 40								
PITCHER	IP	WLS	BF	H	R	ER	SO	BB	IBB	HBP	BLK	WP	HR	S	P	ERA	WHIP										
45 Odalis Perez, L (1.1) ERA: 4.35	6.0	L	27	6	2	2	3	3	1	1	0	0	0	59	103	3.00	1.500										
36 Ray King, L (7.1) ERA: 4.15	0.1		2	1	1	1	0	0	0	0	0	0	0	3	5	27.00	3.000										
Luis Ayala, R (7.1) ERA: 3.86	0.2		5	2	1	1	0	1	0	0	0	0	0	13	22	13.50	4.500										
38 Joel Hanrahan, R (8.1) ERA: 9.0	1.0		6	1	2	2	2	2	0	0	0	0	0	22	38	18.00	3.000										

Washington Nationals @ New York Mets
Shea Stadium, Flushing, NY
Tue Apr 15 2008, 7:10 PM EDT
Att: 46,567 - Clear - 56 F

AB	31
R	6
H	10
RBI	6
BB	7
SO	5
LOB	18



Batter	1	2	3	4	5	6	7	8	9	10	11	12	13	14	AB	R	H	RBI	BB	SO	LOB	TOP						
15 Cristian Guzman, S OBP: 0.333, SLG: 0.507															6	0	1	0	0	1	0							
10 Ronnie Belliard, R OBP: 0.305, SLG: 0.346															4	0	0	0	2	1	1							
11 Ryan Zimmerman, R OBP: 0.236, SLG: 0.345															6	1	2	0	0	2	2							
24 Nick Johnson, L OBP: 0.400, SLG: 0.479															5	1	1	2	1	2	3							
44 Lastings Milledge, R OBP: 0.352, SLG: 0.422															6	0	1	0	0	3	2							
25 Austin Kearns, R OBP: 0.355, SLG: 0.309															5	0	1	0	0	1	1							
26 Willy Tavares, R OBP: 0.316, SLG: 0.444															5	0	0	0	0	0	1							
23 Wil Nieves, R															5	0	0	0	1	2	2							
31 John Lannan, L															2	0	0	0	0	0	0							
22 Willie Harris, L OBP: 0.231, SLG: 0.182															3	0	0	0	0	1	1							
Inning Stats	R: 0 E: 0 S: 13	H: 0 LOB: 1 BB: 1 P: 20	R: 0 E: 0 S: 9	H: 0 LOB: 0 BB: 0 P: 12	R: 0 E: 0 S: 6	H: 0 LOB: 0 BB: 0 P: 7	R: 2 E: 0 S: 15	H: 3 LOB: 1 BB: 0 P: 23	R: 0 E: 0 S: 7	H: 0 LOB: 0 BB: 0 P: 9	R: 0 E: 0 S: 11	H: 0 LOB: 1 BB: 1 P: 23	R: 0 E: 0 S: 7	H: 1 LOB: 2 BB: 1 P: 15	R: 0 E: 0 S: 12	H: 1 LOB: 2 BB: 1 P: 22	R: 0 E: 0 S: 11	H: 1 LOB: 0 BB: 0 P: 15	1B: 5 2B: 0 3B: 0 HR: 1	SF: 0 SAC: 1 DP: 0 HBP: 1	WP: 0 PB: 0 CS: 1	PA: 53						
PITCHER	Nelson Figueroa, R (11, 1) ERA: 3.6 Aaron Heilman, R (8, 1) ERA: 5.06 13 Billy Wagner, L (9, 1) ERA: 5.06 Duaner Sanchez, R (10, 1) ERA: 5.06 25 Pedro Feliciano, L (11, 1) ERA: 5.06														Joe Smith, R (11, 1) ERA: 1.13 Jorge Sosa, R (13, 1) ERA: 5.06													

Washington Nationals @ New York Mets
Shea Stadium, Flushing, NY
Thu Apr 17 2008, 7:10 PM EDT
Att. 47,785 - Clear - 66 F

AB 46
R 2
H 6
RBI 2
BB 5
SO 13
LOB 14

Batter	1	2	3	4	5	6	7	8	9	10	11	12	13	14	AB	R	H	RBI	BB	SO	LOB	BOTTOM						
7 José Reyes, S OBP: 0.316, SLG: 0.444															6	1	2	0	0	0	1							
19 Ryan Church, L OBP: 0.387, SLG: 0.464															6	1	1	1	1	3	4							
5 David Wright, R OBP: 0.409, SLG: 0.623															5	0	0	0	2	0	5							
21 Carlos Delgado, L OBP: 0.375, SLG: 0.355															4	0	1	1	3	2	1							
16 Angel Pagan, S OBP: 0.410, SLG: 0.431															5	0	1	0	0	3	5							
23 Brian Schneider, L (14, PH) OBP: 0.346, SLG: 0.267															5	0	1	0	0	3	5							
44 Brady Clark, R OBP: 0.425, SLG: 0.200															2	0	0	0	0	2	0							
Endy Chavez, L OBP: 0.364, SLG: 0.222															2	0	1	0	1	0	0							
30 Raul Casanova, S OBP: 0.111, SLG: 0.111															6	0	0	0	0	4	5							
1 Luis Castillo, S OBP: 0.354, SLG: 0.285															6	0	1	0	0	0	4							
Nelson Figueroa, R OBP: 0.316, SLG: 0.444															2	0	0	0	0	1	0							
Inning Stats	R: 1 E: 0 S: 11	H: 2 LOB: 1 BB: 0 P: 19	R: 0 E: 0 S: 8	H: 0 LOB: 0 BB: 0 P: 13	R: 0 E: 0 S: 10	H: 0 LOB: 0 BB: 0 P: 15	R: 0 E: 0 S: 11	H: 0 LOB: 0 BB: 0 P: 17	R: 0 E: 0 S: 9	H: 1 LOB: 1 BB: 0 P: 24	R: 0 E: 0 S: 19	H: 1 LOB: 2 BB: 1 P: 34	R: 0 E: 0 S: 11	H: 1 LOB: 0 BB: 0 P: 18	R: 0 E: 0 S: 8	H: 1 LOB: 2 BB: 2 P: 11	R: 0 E: 0 S: 7	H: 1 LOB: 1 BB: 2 P: 19	R: 1 E: 1 S: 6	H: 1 LOB: 2 BB: 0 P: 17	1B: 8 2B: 1 3B: 0 HR: 0	SF: 0 SAC: 2 DP: 1 HBP: 0	WP: 2 PB: 0 SB: 1 CS: 1	PA: 59				
PITCHER	31 John Lannan, L (11, 1) ERA: 4.86 52 Saul Rivera, R (7, 1) ERA: 1.5 Luis Ayala, R (8, 1) ERA: 3.86 Jon Rauch, R (8, 1) ERA: 6.75 Jesus Colome, R (10, 1) ERA: 0.9														36 Ray King, L (12, 1) ERA: 3.86 38 Joel Hanrahan, R (12, 1) ERA: 7.71													

Washington Nationals @ New York Mets
Shea Stadium, Flushing, NY
Thu Apr 17 2008, 7:10 PM EDT
Att. 47,785 - Clear - 66 F

AB 49
R 3
H 9
RBI 2
BB 8
SO 17
LOB 28

Batter	1	2	3	4	5	6	7	8	9	AB	R	H	RBI	BB	SO	LOB	TOP	
Felipe Lopez, S OBP: 0.341, SLG: 0.300										4	1	2	0	1	0	0	Washington Nationals @ Florida Marlins Dolphin Stadium, Miami, FL Sat Apr 19 2008, 7:10 PM EDT Att: 18,944 - Partly Cloudy - 76 F AB 36 R 5 H 7 RBI 5 BB 6 SO 5 LOB 24	
15 Cristian Guzman, S OBP: 0.341, SLG: 0.494										5	1	1	0	0	1	3		
11 Ryan Zimmerman, R OBP: 0.256, SLG: 0.360										5	0	1	0	0	1	4		
24 Nick Johnson, L OBP: 0.414, SLG: 0.500										3	1	0	1	2	0	4		
22 Willie Harris, L OBP: 0.214, SLG: 0.167										0	1	0	0	0	0	0		
44 Lastings Milledge, R OBP: 0.350, SLG: 0.394										3	1	0	0	2	1	2		
25 Austin Kearns, R OBP: 0.242, SLG: 0.286										4	0	1	2	0	0	4		
26 Willy Mo Peña, R OBP: 0.167, SLG: 0.130										5	0	1	1	0	1	2		
52 Saul Rivera, S										0	0	0	0	0	0	0		
23 Johnny Estrada, S OBP: 0.238, SLG: 0.158										4	0	1	1	0	0	1		
41 Shawn Hill, R										2	0	0	0	0	1	4		
36 Ray King, L										0	0	0	0	0	0	0		
8 Aaron Boone, R										0	0	0	0	0	0	0		
38 Joel Hanrahan, R										0	0	0	0	0	0	0		
10 Ronnie Bellard, R										0	0	0	0	0	0	0		
Inning Stats	R: 1 H: 2 E: 0 K: 1 S: 18	H: 2 LOB: 1 P: 30	R: 0 H: 0 E: 0 K: 2 S: 11	H: 0 LOB: 2 P: 25	R: 2 H: 2 E: 1 K: 1 S: 12	H: 2 LOB: 2 P: 25	R: 0 H: 1 E: 1 K: 0 S: 15	H: 1 LOB: 1 P: 21	R: 0 H: 0 E: 0 K: 0 S: 9	H: 0 LOB: 0 P: 13	R: 0 H: 0 E: 0 K: 0 S: 5	H: 0 LOB: 0 P: 8	R: 2 H: 1 E: 1 K: 1 S: 17	H: 1 LOB: 1 P: 31	1B: 6 2B: 2 3B: 0 HR: 0	SF: 0 SAC: 0 DP: 1 HBP: 1	WP: 2 PB: 1 CS: 0	PA: 43
PITCHER	IP WLS BF H R ER SO BB IBB HBP BLK WP HR S P ERA WHIP	IP WLS BF H R ER SO BB IBB HBP BLK WP HR S P ERA WHIP	IP WLS BF H R ER SO BB IBB HBP BLK WP HR S P ERA WHIP	IP WLS BF H R ER SO BB IBB HBP BLK WP HR S P ERA WHIP	IP WLS BF H R ER SO BB IBB HBP BLK WP HR S P ERA WHIP	IP WLS BF H R ER SO BB IBB HBP BLK WP HR S P ERA WHIP	IP WLS BF H R ER SO BB IBB HBP BLK WP HR S P ERA WHIP	IP WLS BF H R ER SO BB IBB HBP BLK WP HR S P ERA WHIP	IP WLS BF H R ER SO BB IBB HBP BLK WP HR S P ERA WHIP	IP WLS BF H R ER SO BB IBB HBP BLK WP HR S P ERA WHIP	IP WLS BF H R ER SO BB IBB HBP BLK WP HR S P ERA WHIP	IP WLS BF H R ER SO BB IBB HBP BLK WP HR S P ERA WHIP	IP WLS BF H R ER SO BB IBB HBP BLK WP HR S P ERA WHIP	IP WLS BF H R ER SO BB IBB HBP BLK WP HR S P ERA WHIP	IP WLS BF H R ER SO BB IBB HBP BLK WP HR S P ERA WHIP	IP WLS BF H R ER SO BB IBB HBP BLK WP HR S P ERA WHIP	IP WLS BF H R ER SO BB IBB HBP BLK WP HR S P ERA WHIP	IP WLS BF H R ER SO BB IBB HBP BLK WP HR S P ERA WHIP
66 Burke Badenhop, R ERA: 7.0	3.0	18	4	3	3	4	5	0	0	0	1	0	41	80	9.00	3.000		
19 Logan Kensing, R ERA: 1.13	2.0	9	1	0	0	0	0	0	1	0	0	0	26	42	0.00	0.500		
37 Rencyel Pinto, L ERA: 0.69	3.0	10	1	0	0	0	0	0	0	0	0	0	23	36	0.00	0.333		
Kevin Gregg, R ERA: 2.89	1.0	W 6	1	2	0	1	1	0	0	0	1	0	17	31	0.00	2.000		

Batter	1	2	3	4	5	6	7	8	9	AB	R	H	RBI	BB	SO	LOB	BOTTOM
2 Hanley Ramirez, R OBP: 0.447, SLG: 0.561										5	1	1	0	0	2	2	Washington Nationals @ Florida Marlins Dolphin Stadium, Miami, FL Sat Apr 19 2008, 7:10 PM EDT Att: 18,944 - Partly Cloudy - 76 F AB 37 R 6 H 13 RBI 6 SO 12 LOB 13
6 Dan Uggla, R OBP: 0.246, SLG: 0.359										4	1	2	1	1	1	0	
27 Jeremy Hermida, L OBP: 0.275, SLG: 0.474										5	0	0	0	0	2	4	
14 Josh Willingham, R OBP: 0.366, SLG: 0.594										4	2	2	0	1	1	0	
Mike Jacobs, L OBP: 0.343, SLG: 0.692										4	1	3	2	0	1	0	
18 Wes Helms, R OBP: 0.250, SLG: 0.162										1	0	1	1	0	0	0	
3 Jorge Cantu, R OBP: 0.358, SLG: 0.443										4	1	3	0	0	1	1	
12 Cody Ross, R OBP: 0.188, SLG: 0.23																	

Batter	1	2	3	4	5	6	7	8	9	AB	R	H	RBI	BB	SO	LOB	TOP										
Felipe Lopez, S (1,4) OBP: 0.391, SLG: 0.314	G6-3		K		FC3-2			24 BLK 1B	15 G6-3 2B	5	1	2	1	0	1	3											
15 Cristian Guzman, S (1,6) OBP: 0.337, SLG: 0.483	F7		G3		K			P6	G6-3	5	0	0	1	0	1	6											
11 Ryan Zimmerman, R (1,5) OBP: 0.250, SLG: 0.348	G4-3			K				P6		5	0	1	2	0	2	1											
24 Nick Johnson, L (1,3) OBP: 0.383, SLG: 0.429		K		K		G1-3		K	25 FC6-4 IBB	4	0	0	0	1	3	1											
25 Austin Kearns, R (1,9) OBP: 0.344, SLG: 0.320		K		G6-3		G6-3				5	0	0	0	0	2	2											
44 Lastings Milledge, R (1,8) OBP: 0.348, SLG: 0.607		22 2B				P4		P3	23 E 2B	4	2	2	0	0	0	0											
22 Willie Harris, L (1,7) OBP: 0.303, SLG: 0.321								K	23 E 1B	3	1	2	1	1	1	0											
23 Wil Nieves, R (1,2) OBP: 0.308, SLG: 0.182									15 G6-3 1B	4	1	2	0	0	0	2											
31 John Lannan, L (1,1)																											
36 Ray King, L (8,1)																											
Luis Ayala, R (8,1)																											
Rob Mackowiak, L (9,PH) OBP: 0.200, SLG: 0.077																											
Jon Rauch, R (9,1)																											
Inning Stats	R: 0 E: 0 K: 0 S: 7	H: 0 LOB: 0 BB: 0 P: 11	R: 1 E: 0 K: 2 S: 11	H: 2 LOB: 1 BB: 0 P: 19	R: 0 E: 0 K: 2 S: 8	H: 0 LOB: 0 BB: 0 P: 14	R: 0 E: 0 K: 2 S: 9	H: 0 LOB: 0 BB: 0 P: 13	R: 0 E: 0 K: 1 S: 13	H: 2 LOB: 3 BB: 0 P: 18	R: 0 E: 0 K: 1 S: 10	H: 0 LOB: 0 BB: 0 P: 14	R: 0 E: 0 K: 2 S: 10	H: 1 LOB: 1 BB: 0 P: 16	R: 0 E: 0 K: 1 S: 12	H: 1 LOB: 1 BB: 0 P: 21	R: 5 E: 1 K: 1 S: 19	H: 3 LOB: 2 BB: 3 P: 39	1B: 5 2B: 4 3B: 0 HR: 0	SF: 0 SAC: 0 DP: 0 HBP: 0	WP: 0 PB: 0 SB: 0 CS: 0	PA: 41					
PITCHER	IP	WLS	BF	H	R	ER	SO	BB	IBB	HBP	BLK	WP	HR	S	P	ERA	WHIP										
29 John Smoltz, R (1,1) ERA: 0.78	7.0	L	27	5	1	1	10	0	0	0	0	0	0	68	105	1.29	0.714										
56 Blaine Boyer, R (8,1) ERA: 3.55	0.2		3	1	0	0	0	0	0	0	0	0	0	8	15	0.00	1.500										
Royce Ring, L (8,1) ERA: 10.8	0.1		1	0	0	0	1	0	0	0	1	0	0	4	6	0.00	0.000										
57 Jorge Campillo, R (9,1) ERA: 1.23	0.1		6	2	5	1	1	2	0	0	0	0	0	12	26	27.00	12.000										
Chris Resop, R (9,1) ERA: 8.59	0.2		4	1	0	0	0	0	1	0	0	0	0	7	13	0.00	1.500										

Washington Nationals @ Atlanta Braves
Turner Field, Atlanta, GA
Tue Apr 22 2008, 7:00 PM EDT
Att: 23,482 - Partly Cloudy - 76 F

AB	38
R	6
H	9
RBI	5
BB	3
SO	12
LOB	18



Batter	1	2	3	4	5	6	7	8	9	AB	R	H	RBI	BB	SO	LOB	BOTTOM										
2 Kelly Johnson, L (1,4) OBP: 0.306, SLG: 0.400	G1-3		G4-3		G5-3		P6			4	0	0	0	0	0	1											
19 Yunel Escobar, R (1,6) OBP: 0.407, SLG: 0.494	K									4	0	2	0	0	1	1											
10 Chipper Jones, S (1,5) OBP: 0.466, SLG: 0.709	G6-3		F9		FC6-4					4	0	0	0	0	0	2											
Mark Teixeira, S (1,3) OBP: 0.303, SLG: 0.420		K			G5-3		F9		G6-3	4	0	0	0	0	1	0											
7 Jeff Francoeur, R (1,9) OBP: 0.333, SLG: 0.506		23 1B			23 1B				G3	2	0	1	0	2	0	0											
16 Brian McCann, L (1,2) OBP: 0.338, SLG: 0.580		F8			K		F7			4	0	0	0	0	1	3											
23 Matt Diaz, R (1,7) OBP: 0.300, SLG: 0.371							L3			4	0	2	0	0	1	1											
11 Mark Kotsay, L (1,8) OBP: 0.325, SLG: 0.400		P6			K				K	4	0	0	0	0	2	4											
29 John Smoltz, R (1,1) ERA: 3.42					G4-3					2	0	0	0	0	0	0											
14 Martin Prado, R (7,PH) OBP: 0.266, SLG: 0.360										0	0	0	0	0	0	0											
56 Blaine Boyer, R (8,1) ERA: 3.18										0	0	0	0	0	0	0											
Royce Ring, L (8,1)										0	0	0	0	0	0	0											
57 Jorge Campillo, R (9,1)										0	0	0	0	0	0	0											
Chris Resop, R (9,1)										0	0	0	0	0	0	0											
Inning Stats	R: 0 E: 0 K: 1 S: 6	H: 0 LOB: 0 BB: 0 P: 9	R: 0 E: 0 K: 1 S: 6	H: 1 LOB: 2 BB: 1 P: 14	R: 0 E: 0 K: 0 S: 9	H: 1 LOB: 1 BB: 0 P: 16	R: 0 E: 0 K: 2 S: 13	H: 2 LOB: 2 BB: 0 P: 15	R: 0 E: 0 K: 0 S: 6	H: 0 LOB: 1 BB: 1 P: 13	R: 0 E: 0 K: 0 S: 10	H: 0 LOB: 1 BB: 1 P: 16	R: 0 E: 0 K: 0 S: 6	H: 0 LOB: 0 BB: 0 P: 8	R: 0 E: 0 K: 2 S: 8	H: 0 LOB: 0 BB: 0 P: 9	R: 0 E: 0 K: 0 S: 8	H: 0 LOB: 0 BB: 0 P: 9	1B: 5 2B: 0 3B: 0 HR: 0	SF: 0 SAC: 0 DP: 0 HBP: 0	WP: 0 PB: 0 SB: 0 CS: 0	PA: 35					
PITCHER	IP	WLS	BF	H	R	ER	SO	BB	IBB	HBP	BLK	WP	HR	S	P	ERA	WHIP										
31 John Lannan, L (1,1) ERA: 3.42	7.0	W	29	5	0	0	0	3	0	0	0	0	0	59	95	0.00	1.143										
36 Ray King, L (8,1) ERA: 3.18	0.2	H	2	0	0	0	0	0	0	0	0	0	0	5	7	0.00	0.000										
Luis Ayala, R (8,1) ERA: 3.6	0.1	H	1	0	0	0	0	0	0	0	0	0	0	1	1	0.00	0.000										
Jon Rauch, R (9,1) ERA: 5.19	1.0		3	0	0	0	2	0	0	0	0	0	0	8	9	0.00	0.000										

Washington Nationals @ Atlanta Braves
Turner Field, Atlanta, GA
Tue Apr 22 2008, 7:00 PM EDT
Att: 23,482 - Partly Cloudy - 76 F


AB	32
R	0
H	5
RBI	0
BB	3
SO	6
LOB	12



Batter	1	2	3	4	5	6	7	8	9	AB	R	H	RBI	BB	SO	LOB	TOP										
7 José Reyes, S OBP: 0.284, SLG: 0.438	G1-3		F7		FC6-4	G4-3			K	5	0	0	0	0	1	4											
1 Luis Castillo, S OBP: 0.343, SLG: 0.262	G4-3		K				L8		15 G3 19 1B	5	1	2	1	0	1	1											
5 David Wright, R OBP: 0.441, SLG: 0.635	F8			K	FC6-4		G4-3		15 G3 19 1B	4	1	0	0	1	1	2											
15 Carlos Beltrán, S OBP: 0.384, SLG: 0.391		19 G3 21 G6-3					G4-3		G3	4	2	2	0	1	0	2											
19 Ryan Church, L OBP: 0.398, SLG: 0.447	G3			G3		E5		K	16 1B	5	1	2	2	0	1	2											
21 Carlos Delgado, L OBP: 0.303, SLG: 0.266	G6-3			G6-3		P5			23 1B	5	0	1	1	0	0	3											
16 Ángel Pagán, S OBP: 0.367, SLG: 0.406	G3				G6-3	23 S		F7		4	1	1	1	0	0	1											
23 Brian Schneider, L OBP: 0.391, SLG: 0.309			K		7 FC6-4 57 BB	G1-6-3				3	1	1	1	1	1	0											
57 Johan Santana, L OBP: 0.286, SLG: 0.462										2	0	2	0	1	0	0											
9 Marlon Anderson, L OBP: 0.118, SLG: 0.063										1	0	0	0	0	0	2											
Duaner Sanchez, R										0	0	0	0	0	0	0											
13 Billy Wagner, L										0	0	0	0	0	0	0											
Inning Stats	R: 0 E: 0 K: 0 S: 10	H: 0 LOB: 0 BB: 0 P: 18	R: 1 E: 0 K: 0 S: 9	H: 1 LOB: 0 BB: 0 P: 14	R: 0 E: 0 K: 2 S: 13	H: 1 LOB: 1 BB: 0 P: 18	R: 0 E: 0 K: 1 S: 8	H: 0 LOB: 1 BB: 0 P: 18	R: 1 E: 0 K: 0 S: 11	H: 1 LOB: 2 BB: 2 P: 25	R: 3 E: 1 K: 0 S: 15	H: 4 LOB: 1 BB: 0 P: 21	R: 0 E: 0 K: 0 S: 6	H: 2 LOB: 0 BB: 0 P: 10	R: 0 E: 0 K: 1 S: 13	H: 2 LOB: 1 BB: 1 P: 18	R: 2 E: 0 K: 1 S: 19	H: 2 LOB: 1 BB: 1 P: 31	1B: 8 2B: 3 3B: 0 HR: 0	SF: 0 SAC: 0 DP: 0 HBP: 0	WP: 0 PB: 0 SB: 4 CS: 0	PA: 42					
PITCHER	IP	WLS	BF	H	R	ER	SO	BB	IBB	HBP	BLK	WP	HR	S	P	ERA	WHIP										
Tim Redding, R ERA: 3.67	5.0	L	22	4	3	3	3	3	0	0	0	0	0	54	97	5.40	1.400										
36 Ray King, L ERA: 5.98	0.2		5	3	2	2	0	0	0	0	0	0	0	11	16	27.00	4.500										
52 Saul Rivera, R ERA: 4.3	1.1		4	0	0	0	0	0	0	0	0	0	0	7	11	0.00	0.000										
38 Joel Hanrahan, R ERA: 6.08	1.0		5	2	0	0	1	0	0	0	0	0	0	13	18	0.00	2.000										
Jesus Colome, R ERA: 2.63	1.0		6	2	2	2	1	1	0	0	0	0	0	19	31	18.00	3.000										

New York Mets @ Washington Nationals
Nationals Park, Washington, DC
Wed Apr 23 2008, 7:10 PM EDT
Att: 32,764 - Clear - 70 F


AB 38
R 7
H 11
RBI 6
BB 4
SO 5
LOB 17





Batter	1	2	3	4	5	6	7	8	9	AB	R	H	RBI	BB	SO	LOB	BOTTOM										
Felipe Lopez, S OBP: 0.328, SLG: 0.291	G5-3		K	G4-3			G4-6-3			4	0	0	0	0	1	2											
15 Cristian Guzman, S OBP: 0.343, SLG: 0.484					F8			F7		4	0	2	0	0	0	0											
11 Ryan Zimmerman, R OBP: 0.240, SLG: 0.333	F7		G4-3		F9			K		4	0	0	0	0	1	2											
24 Nick Johnson, L OBP: 0.365, SLG: 0.403	G4-3		K		G6-3			L4		4	0	0	0	0	1	2											
25 Austin Kearns, R OBP: 0.340, SLG: 0.308	G1-3			F9		F8			23 DI BB	3	0	0	0	1	0	0											
44 Lestinos Milledge, R OBP: 0.333, SLG: 0.368	G5-3			G4-3		K		K		4	0	0	0	0	2	1											
26 Wily Mo Peña, R OBP: 0.171, SLG: 0.147		23 1B		23 1B		F9		F8		4	1	2	0	0	0	1											
23 Wil Nieves, R OBP: 0.353, SLG: 0.267							G1-3			4	1	2	0	0	1	1											
Tim Redding, R ERA: 3.12	7.0	W	28	7	2	2	4	1	0	0	0	0	0	0	0	0											
Duaner Sanchez, R ERA	1.0	H	3	0	0	0	1	0	0	0	0	7	12	0.00	0.000												
13 Billy Wagner, L ERA	1.0		4	0	0	0	2	1	0	0	0	10	19	0.00	1.000												
Inning Stats	R: 0 E: 0 K: 0 S: 6	H: 1 LOB: 1 BB: 0 P: 9	R: 0 E: 0 K: 1 S: 18	H: 2 LOB: 2 BB: 0 P: 25	R: 0 E: 0 K: 2 S: 10	H: 1 LOB: 1 BB: 0 P: 15	R: 2 E: 0 K: 0 S: 12	H: 3 LOB: 1 BB: 0 P: 20	R: 0 E: 0 K: 0 S: 6	H: 0 LOB: 0 BB: 0 P: 7	R: 0 E: 0 K: 1 S: 6	H: 0 LOB: 0 BB: 1 P: 12	R: 0 E: 0 K: 1 S: 7	H: 0 LOB: 0 BB: 0 P: 12	R: 0 E: 0 K: 2 S: 10	H: 0 LOB: 1 BB: 1 P: 19	1B: 6 2B: 1 3B: 0 HR: 0	SF: 0 SAC: 0 DP: 1 HBP: 0	WP: 0 PB: 0 SB: 0 CS: 0	PA: 35							
PITCHER	IP	WLS	BF	H	R	ER	SO	BB	IBB	HBP	BLK	WP	HR	S	P	ERA	WHIP										
57 Johan Santana, L ERA: 3.12	7.0	W	28	7	2	2	4	1	0	0	0	0	0	64	97	2.57	1.143										
Duaner Sanchez, R ERA	1.0	H	3	0	0	0	1	0	0	0	0	0	7	12	0.00	0.000											
13 Billy Wagner, L ERA	1.0		4	0	0	0	2	1	0	0	0	0	10	19	0.00	1.000											

New York Mets @ Washington Nationals
Nationals Park, Washington, DC
Wed Apr 23 2008, 7:10 PM EDT
Att: 32,764 - Clear - 70 F

AB 33
R 2
H 7
RBI 2
BB 2
SO 7
LOB 11



Batter	1	2	3	4	5	6	7	8	9	AB	R	H	RBI	BB	SO	LOB	TOP																	
7 José Reyes, S OBP: 0.289, SLG: 0.424	L6		G3-1	F9		G4-3			F8	5	0	1	0	0	0	4	<p>New York Mets @ Washington Nationals Nationals Park, Washington, DC Thu Apr 24 2008, 7:10 PM EDT Att: 29,750 - Clear - 77 F</p> <p>livebaseballscorecards.com</p> <p>AB 37 R 5 H 11 RBI 5 BB 3 SO 6 LOB 21</p> 																	
1 Luis Castillo, S OBP: 0.360, SLG: 0.288	K						G6-3			5	1	3	1	0	1	0																		
5 David Wright, R OBP: 0.429, SLG: 0.603	G6-3							F9		4	0	0	0	1	1	3																		
15 Carlos Beltrán, S OBP: 0.374, SLG: 0.419		K	G4-3						K	5	1	1	1	0	3	5																		
19 Ryan Church, L OBP: 0.409, SLG: 0.463										4	1	2	1	1	0	2																		
21 Carlos Delgado, L OBP: 0.290, SLG: 0.272	G4-3									4	0	0	0	0	1	3																		
16 Ángel Pagán, S OBP: 0.361, SLG: 0.389	G6-3									3	0	0	0	1	0	1																		
30 Raul Casanova, S OBP: 0.292, SLG: 0.304										4	1	2	0	0	0	2																		
Oliver Pérez, L OBP: 0.333, SLG: 0.250										2	0	1	1	0	0	1																		
Aaron Heilman, R ERA: 4.6										0	0	0	0	0	0	0																		
Jorge Sosa, R ERA: 7.36										0	0	0	0	0	0	0																		
25 Pedro Feliciano, L ERA: 1.69										0	0	0	0	0	0	0																		
9 Marlon Anderson, L OBP: 0.167, SLG: 0.294										1	1	1	1	0	0	0																		
Inning Stats	R: 0 E: 0 K: 1 S: 7	H: 0 LOB: 0 BB: 0 P: 9	R: 0 E: 0 K: 1 S: 10	H: 1 LOB: 1 BB: 0 P: 12	R: 1 E: 0 K: 0 S: 16	H: 2 LOB: 2 BB: 1 P: 24	R: 1 E: 0 K: 1 S: 15	H: 1 LOB: 2 BB: 2 P: 32	R: 1 E: 0 K: 2 S: 13	H: 2 LOB: 1 BB: 0 P: 21	R: 0 E: 0 K: 0 S: 7	H: 1 LOB: 0 BB: 0 P: 11	R: 1 E: 0 K: 0 S: 9	H: 1 LOB: 0 BB: 0 P: 16	R: 0 E: 0 K: 0 S: 7	H: 0 LOB: 0 BB: 0 P: 12	R: 1 E: 0 K: 1 S: 17	H: 3 LOB: 2 BB: 0 P: 22	1B: 8 2B: 1 3B: 0 HR: 2	SF: 0 SAC: 1 DP: 0 HBP: 0	WP: 1 PB: 0 SB: 2 CS: 0	PA: 41												
PITCHER	IP WLS BF H R ER SO BB IBB HBP BLK WP HR S P ERA WHIP																																	
41 Shawn Hill, R ERA: 5.4	5.0		24	6	3	2	5	3	0	0	0	0	1	0	61	98	3.60	1.800																
54 Michael O'Connor, L ERA: 4.6	1.0	W	4	1	0	0	0	0	0	0	0	0	0	0	7	11	0.00	1.000																
52 Saul Rivera, R ERA: 4.6	1.0		4	1	1	1	0	0	0	0	0	0	0	1	9	16	9.00	1.000																
Luis Ayala, R ERA: 3.27	1.0		3	0	0	0	0	0	0	0	0	0	0	0	7	12	0.00	0.000																
Jon Rauch, R ERA: 5.59	1.0		6	3	1	1	1	0	0	0	0	0	0	1	17	22	9.00	3.000																

Batter	1	2	3	4	5	6	7	8	9	AB	R	H	RBI	BB	SO	LOB	BOTTOM																	
Felipe Lopez, S OBP: 0.346, SLG: 0.356	G6-3									4	1	2	6	1	0	2	<p>New York Mets @ Washington Nationals Nationals Park, Washington, DC Thu Apr 24 2008, 7:10 PM EDT Att: 29,750 - Clear - 77 F</p> <p>livebaseballscorecards.com</p> <p>AB 36 R 10 H 13 RBI 10 BB 6 SO 5 LOB 22</p> 																	
15 Cristian Guzman, S OBP: 0.346, SLG: 0.460	F8									5	0	2	1	0	0	4																		
11 Ryan Zimmerman, R OBP: 0.248, SLG: 0.337	F9									5	0	2	1	0	0	3																		
25 Austin Kearns, R OBP: 0.323, SLG: 0.289		K								5	0	0	0	0	2	4																		
26 Willy Mo Peña, R OBP: 0.200, SLG: 0.179		K								5	0	2	0	0	2	1																		
8 Aaron Boone, R OBP: 0.346, SLG: 0.333										5	2	2	0	0	1	2																		
22 Willie Harris, L OBP: 0.316, SLG: 0.290	F9									3	3	0	0	2	0	4																		
23 Wil Nieves, R OBP: 0.429, SLG: 0.333										3	2	2	1	1	0	2																		
41 Shawn Hill, R ERA: 5.4										0	0	0	0	0	0	0																		
10 Ronnie Belliard, R ERA: 3.62										0	1	0	0	0	0	0																		
54 Michael O'Connor, L ERA: 4.6										0	0	0	0	0	0	0																		
44 Lastings Milledge, R ERA: 5.23										0	1	0	0	0	0	0																		
52 Saul Rivera, S ERA: 7.36										0	0	0	0	0	0	0																		
23 Johnny Estrada, S OBP: 0.266, SLG: 0.326										1	0	1	1	0	0	0																		
Luis Ayala, R ERA: 3.27										0	0	0	0	0	0	0																		
Jon Rauch, R ERA: 5.59										0	0	0	0	0	0	0																		
Inning Stats	R: 0 E: 0 K: 0 S: 9	H: 0 LOB: 0 BB: 0 P: 13	R: 0 E: 0 K: 2 S: 9	H: 1 LOB: 1 BB: 0 P: 12	R: 0 E: 0 K: 0 S: 6	H: 0 LOB: 1 BB: 2 P: 14	R: 0 E: 0 K: 1 S: 11	H: 1 LOB: 1 BB: 0 P: 18	R: 3 E: 0 K: 0 S: 15	H: 2 LOB: 1 BB: 2 P: 31	R: 4 E: 0 K: 1 S: 21	H: 5 LOB: 2 BB: 1 P: 37	R: 3 E: 1 K: 0 S: 17	H: 3 LOB: 2 BB: 1 P: 25	R: 0 E: 0 K: 1 S: 11	H: 1 LOB: 1 BB: 0 P: 16	1B: 12 2B: 0 3B: 0 HR: 1	SF: 0 SAC: 1 DP: 1 HBP: 0	WP: 0 PB: 0 SB: 0 CS: 0	PA: 43														
PITCHER	IP WLS BF H R ER SO BB IBB HBP BLK WP HR S P ERA WHIP																																	
Oliver Pérez, L ERA: 3.62	5.2	L	26	6	5	5	3	4	0	0	0	0	0	1	13	25	54.00	12.000																
Aaron Heilman, R ERA: 6.23	0.1		5	3	2	2	1	1	0	0	0	0	0	0	17	25	9.00	4.000																
Jorge Sosa, R ERA: 7.36	1.0		8	3	3	1	0	1	0	0	0	0	0	0	11	16	0.00	1.000																
25 Pedro Feliciano, L ERA: 1.69	1.0		4	1	0	0	1	0	0	0	0	0	0	0	11	16	0.00	1.000																

Batter	1	2	3	4	5	6	7	8	9	AB	R	H	RBI	BB	SO	LOB	TOP								
9 Reed Johnson, R OBP: 0.395, SLG: 0.354										4	2	1	0	0	1	3									
2 Ryan Theriot, R OBP: 0.396, SLG: 0.463										4	0	2	1	1	0	0									
25 Derrek Lee, R OBP: 0.413, SLG: 0.663										4	0	1	0	1	1	3									
16 Aramis Ramirez, R OBP: 0.402, SLG: 0.557										4	1	2	1	1	0	1									
1 Kosuke Fukudome, L OBP: 0.465, SLG: 0.506										4	0	2	0	0	0	4									
Mark DeRosa, R OBP: 0.387, SLG: 0.461										2	0	0	0	1	2	2									
18 Geovany Soto, R OBP: 0.438, SLG: 0.581										3	0	0	0	1	3	1									
Ronny Cedeno, R OBP: 0.410, SLG: 0.514										3	0	0	0	0	1	1									
33 Danyele Ward, L OBP: 0.400, SLG: 0.308										0	0	0	0	0	0	0									
19 Matt Murton, R OBP: 0.182, SLG: 0.100										0	0	0	1	1	0	0									
49 Carlos Marmol, R OBP: 0.182, SLG: 0.100										0	0	0	0	0	0	0									
Bob Howry, L OBP: 0.182, SLG: 0.100										0	0	0	0	0	0	0									
46 Ryan Dempster, R OBP: 0.111, SLG: 0.111										3	0	0	0	0	0	1									
Henry Blanco, R OBP: 0.438, SLG: 0.357										0	0	0	0	0	0	0									
17 Mike Fontenot, L OBP: 0.225, SLG: 0.333										1	0	0	0	0	1	3									
Inning Stats	R: 0 H: 1 K: 1 S: 8	H: 1 LOB: 2 BB: 1 P: 15	R: 0 H: 0 K: 2 S: 8	H: 0 LOB: 0 BB: 1 P: 13	R: 1 H: 2 K: 0 S: 12	H: 2 LOB: 1 BB: 1 P: 22	R: 0 H: 0 K: 1 S: 11	H: 0 LOB: 1 BB: 1 P: 18	R: 1 H: 2 K: 1 S: 14	H: 2 LOB: 2 BB: 1 P: 23	R: 0 H: 0 K: 2 S: 7	H: 0 LOB: 0 BB: 0 P: 10	R: 0 H: 1 K: 1 S: 9	H: 1 LOB: 1 BB: 0 P: 14	R: 1 H: 2 K: 1 S: 11	H: 2 LOB: 3 BB: 2 P: 21	R: 0 H: 0 K: 0 S: 6	H: 0 LOB: 0 BB: 0 P: 9	1B: 5 2B: 4 3B: 0 HR: 0	SF: 0 SAC: 1 DP: 1 HBP: 1	WP: 0 PB: 0 SB: 0 CS: 2	PA: 40			
PITCHER	IP	WLS	BF	H	R	ER	SO	BB	IBB	HBP	BLK	WP	HR	S	P	ERA	WHIP								
45 Odalis Perez, L ERA: 3.31	6.0		27	5	2	2	7	4	0	1	0	0	0	60	101	3.00	1.500								
Luis Ayala, R ERA: 3.65	1.1	H	7	3	1	1	1	0	1	0	0	0	0	14	24	6.75	2.250								
54 Michael O'Connor, L ERA: 4.41	0.0	B	1	0	0	0	0	1	0	0	0	0	0	1	5	∞	∞								
52 Saul Rivera, R ERA: 4.41	0.2		2	0	0	0	1	0	0	0	0	0	0	5	6	0.00	0.000								
Jon Rauch, R ERA: 5.98	1.0	W	3	0	0	0	0	0	0	0	0	0	0	6	9	0.00	0.000								

Chicago Cubs @ Washington Nationals
Nationals Park, Washington, DC
Fri Apr 25 2008, 7:35 PM EDT
Att: 35,154 - Partly Cloudy - 76 F

AB	32
R	3
H	8
RBI	3
BB	6
SO	9
LOB	19



Batter	1	2	3	4	5	6	7	8	9	AB	R	H	RBI	BB	SO	LOB	BOTTOM								
Felipe Lopez, S OBP: 0.329, SLG: 0.333										4	0	0	0	0	1	1									
15 Cristian Guzman, S OBP: 0.343, SLG: 0.471										4	1	1	0	0	0	0									
11 Ryan Zimmerman, R OBP: 0.266, SLG: 0.340										2	1	1	0	2	1	0									
24 Nick Johnson, L OBP: 0.360, SLG: 0.437										4	1	1	2	0	2	4									
44 Lastings Milledge, R OBP: 0.366, SLG: 0.402										2	0	2	1	2	0	0									
23 Johnny Estrada, S OBP: 0.196, SLG: 0.214										3	0	0	0	0	0	3									
Luis Ayala, R ERA: 3.65										0	0	0	0	0	0	0									
54 Michael O'Connor, L ERA: 4.41										0	0	0	0	0	0	0									
52 Saul Rivera, S ERA: 4.41										0	0	0	0	0	0	0									
8 Aaron Boone, R OBP: 0.333, SLG: 0.330										1	0	0	0	0	3	3									
Jon Rauch, R ERA: 5.98										0	0	0	0	0	0	0									
26 Willy Mo Peña, R OBP: 0.166, SLG: 0.167										3	0	0	0	0	1	1									
25 Austin Kearns, R OBP: 0.330, SLG: 0.298										1	1	1	0	0	0	0									
Rob Mackowiak, L OBP: 0.222, SLG: 0.067										2	0	0	0	1	1	0									
22 Willie Harris, L OBP: 0.338, SLG: 0.281										1	0	0	0	0	1	1									
45 Odalis Perez, L OBP: 0.222, SLG: 0.222										1	0	0	0	0	0	0									
23 Wil Nieves, R OBP: 0.435, SLG: 0.500										2	1	1	2	0	0	0									
Inning Stats	R: 2 H: 1 K: 0 S: 11	H: 1 LOB: 2 BB: 2 P: 26	R: 0 H: 0 K: 1 S: 7	H: 0 LOB: 1 BB: 1 P: 15	R: 0 H: 0 K: 2 S: 10	H: 0 LOB: 0 BB: 0 P: 13	R: 0 H: 1 K: 1 S: 7	H: 1 LOB: 0 BB: 0 P: 9	R: 0 H: 0 K: 1 S: 7	H: 0 LOB: 0 BB: 0 P: 13	R: 1 H: 2 K: 0 S: 13	H: 2 LOB: 1 BB: 0 P: 22	R: 0 H: 0 K: 0 S: 7	H: 0 LOB: 0 BB: 0 P: 10	R: 0 H: 1 K: 1 S: 9	H: 1 LOB: 2 BB: 2 P: 20	R: 2 H: 2 K: 1 S: 8	H: 2 LOB: 3 BB: 0 P: 10	1B: 5 2B: 0 3B: 0 HR: 2	SF: 0 SAC: 1 DP: 1 HBP: 0	WP: 1 PB: 0 SB: 0 CS: 1	PA: 36			
PITCHER	IP	WLS	BF	H	R	ER	SO	BB	IBB	HBP	BLK	WP	HR	S	P	ERA	WHIP								
46 Ryan Dempster, R ERA: 2.9	7.0		27	4	3	2	5	3	0	0	0	1	1	62	108	2.57	1.000								
49 Carlos Marmol, R ERA: 1.65	1.0		6	1	0	0	1	2	0	0	0	0	0	9	20	0.00	3.000								
Bob Howry, R ERA: 7.3	0.1	L	3	2	2	2	1	0	0	0	0	0	1	8	10	54.00	6.000								

Chicago Cubs @ Washington Nationals
Nationals Park, Washington, DC
Fri Apr 25 2008, 7:35 PM EDT
Att: 35,154 - Partly Cloudy - 76 F

AB	30
R	5
H	7
RBI	5
BB	5
SO	7
LOB	13



Batter	1	2	3	4	5	6	7	8	9	AB	R	H	RBI	BB	SO	LOB	TOP	
9 Reed Johnson, R (1, 8) OBP: 0.405, SLG: 0.368 20 Felix Pie, L (6, PH) OBP: 0.286, SLG: 0.308										3	2	2	0	0	1	0		
2 Ryan Theriot, R (1, 6) OBP: 0.406, SLG: 0.465										4	2	2	0	1	0	1		
25 Derrek Lee, R (1, 3) OBP: 0.430, SLG: 0.673										3	2	2	3	2	1	0		
16 Aramis Ramirez, R (1, 5) OBP: 0.411, SLG: 0.576										4	0	2	2	1	0	5		
1 Kosuke Fukudome, L (1, 9) OBP: 0.452, SLG: 0.482										4	0	0	0	1	2	3		
Mark DeRosa, R (1, 7) OBP: 0.388, SLG: 0.457										5	0	2	2	0	0	1		
18 Geovany Soto, R (1, 2) OBP: 0.415, SLG: 0.544										5	0	0	0	0	5	4		
Ronny Cedeno, R (1, 4) OBP: 0.432, SLG: 0.575										5	0	3	0	0	1	3		
38 Carlos Zambrano, S (1, 1) OBP: 0.176, SLG: 0.235 17 Mike Fontenot, L (8, PH) OBP: 0.220, SLG: 0.325 43 Michael Wuerztz, R (8, PH) OBP: 0.381, SLG: 0.286 33 Danyle Ward, L (8, PH) OBP: 0.381, SLG: 0.286 32 Jon Lieber, L (8, PH)										3	0	0	0	0	1	2		
Inning Stats	R: 3 H: 4 E: 0 K: 1 S: 19	R: 2 H: 3 E: 0 K: 1 S: 15	R: 0 H: 1 E: 0 K: 1 S: 9	R: 0 H: 0 E: 0 K: 2 S: 8	R: 0 H: 1 E: 0 K: 2 S: 15	R: 0 H: 1 E: 0 K: 1 S: 15	R: 0 H: 1 E: 0 K: 2 S: 11	R: 2 H: 1 E: 0 K: 1 S: 12	R: 0 H: 1 E: 0 K: 1 S: 8	1B: 8 2B: 5 3B: 0 HR: 0	SF: 0 SAC: 0 DP: 0 HBP: 1	WP: 0 PA: 45 CS: 1						
PITCHER	IP: 4.0 WLS: L BF: 21 H: 8 R: 5 ER: 5 SO: 5 BB: 2 IBB: 0 HBP: 0 BLK: 0 WP: 0 HR: 0 S: 51 P: 85 ERA: 6.88 WHIP: 2.500																	
47 Matt Chico, L (1, 1) ERA: 6.88 36 Joel Hanrahan, R (5, 1) ERA: 5.28 32 Chad Cordero, R (7, 1) ERA: 3.45 Jesus Colome, R (8, 1) ERA: 3.45																		
Batter	1	2	3	4	5	6	7	8	9	AB	R	H	RBI	BB	SO	LOB	BOTTOM	
Felipe Lopez, S (1, 4) OBP: 0.347, SLG: 0.343										4	0	2	0	1	1	1		
15 Cristian Guzman, S (1, 6) OBP: 0.339, SLG: 0.472										4	0	1	0	0	0	4		
11 Ryan Zimmerman, R (1, 5) OBP: 0.265, SLG: 0.337										4	0	1	0	0	2	4		
24 Nick Johnson, L (1, 3) OBP: 0.376, SLG: 0.431										1	0	0	0	2	0	1		
44 Lastings Milledge, R (1, 8) OBP: 0.362, SLG: 0.396										4	0	1	0	0	2	5		
25 Austin Kearns, R (1, 9) OBP: 0.317, SLG: 0.284										4	0	0	0	0	1	1		
23 Johnny Estrada, S (1, 2) OBP: 0.265, SLG: 0.219										4	0	1	0	0	1	1		
26 Wily Mo Peña, R (1, 7) OBP: 0.213, SLG: 0.159										2	0	0	0	2	1	1		
47 Matt Chico, L (1, 1) ERA: 6.88 Rob Mackowiak, L (4, PH) OBP: 0.297, SLG: 0.397 38 Joel Hanrahan, R (5, 1) ERA: 5.28 32 Chad Cordero, R (7, 1) ERA: 3.45 22 Willie Harris, L (8, PH) OBP: 0.300, SLG: 0.373 Jesus Colome, R (8, PH) ERA: 3.45 8 Aaron Boone, R (8, PH)																		
Inning Stats	R: 0 H: 1 E: 1 K: 2 S: 13	R: 0 H: 0 E: 0 K: 1 S: 10	R: 0 H: 1 E: 0 K: 1 S: 12	R: 0 H: 0 E: 0 K: 0 S: 11	R: 0 H: 2 E: 0 K: 0 S: 6	R: 0 H: 1 E: 0 K: 0 S: 6	R: 0 H: 0 E: 1 K: 1 S: 11	R: 0 H: 0 E: 0 K: 1 S: 6	R: 0 H: 0 E: 0 K: 1 S: 10	1B: 5 2B: 1 3B: 0 HR: 0	SF: 0 SAC: 0 DP: 2 HBP: 1	WP: 1 PA: 37 CS: 0						
PITCHER	IP: 7.0 WLS: W BF: 30 H: 5 R: 0 ER: 0 SO: 5 BB: 4 IBB: 0 HBP: 1 BLK: 0 WP: 1 HR: 0 S: 69 P: 114 ERA: 0.00 WHIP: 1.286																	
38 Carlos Zambrano, R (1, 1) ERA: 2.21 43 Michael Wuerztz, R (8, 1) ERA: 5.99 32 Jon Lieber, R (8, 1) ERA: 1.98																		

Chicago Cubs @ Washington Nationals
 Nationals Park, Washington, DC
 Sat Apr 26 2008, 7:10 PM EDT
 Att: 35,188 - Cloudy - 73 F

AB	39
R	7
H	13
RBI	7
BB	5
SO	12
LOB	21



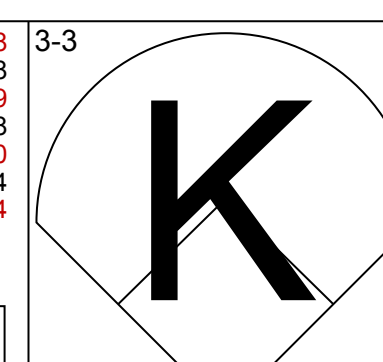
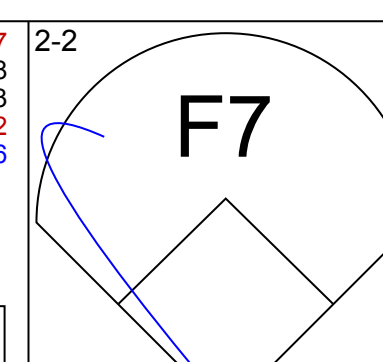
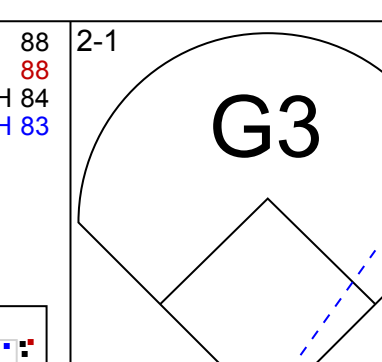
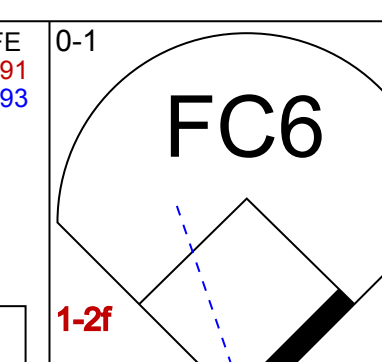
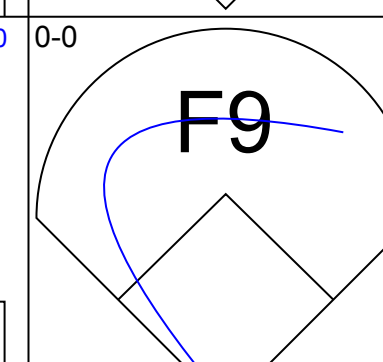
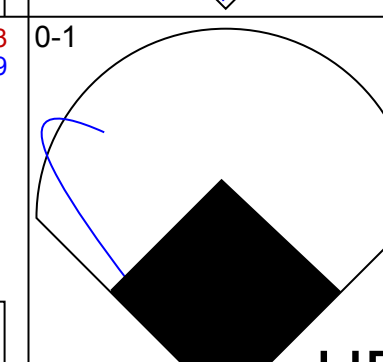
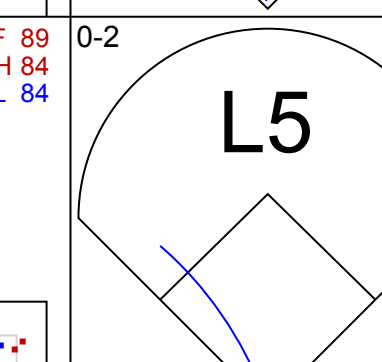
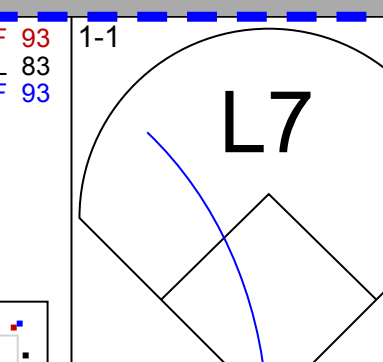
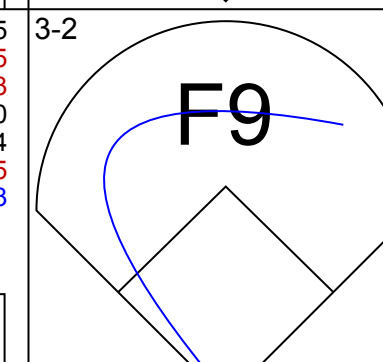
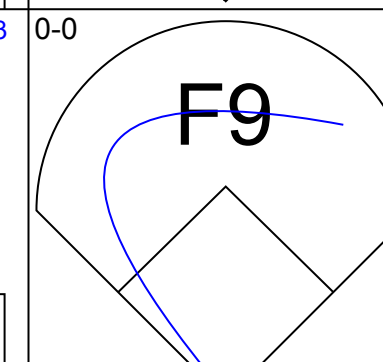
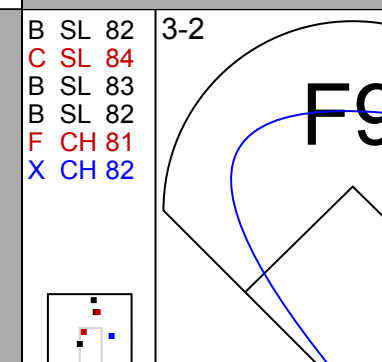
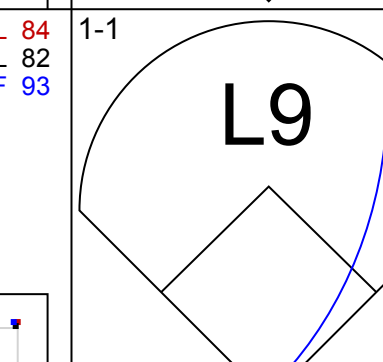
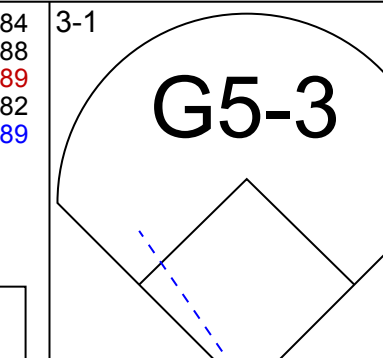
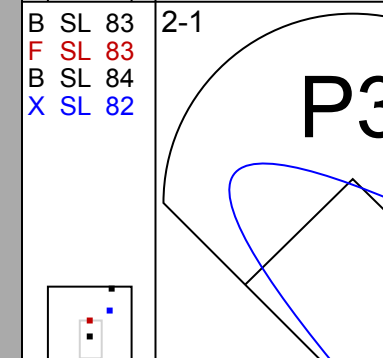
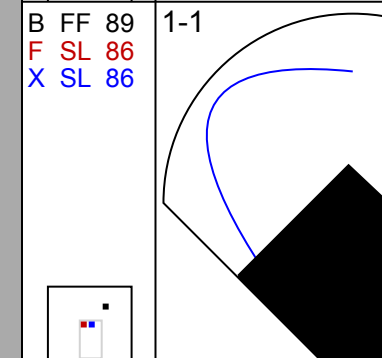
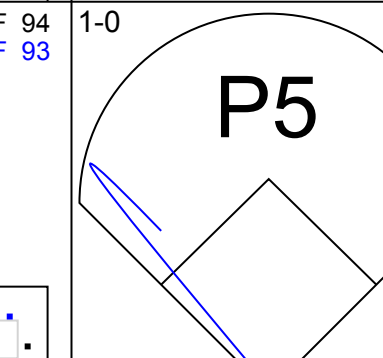
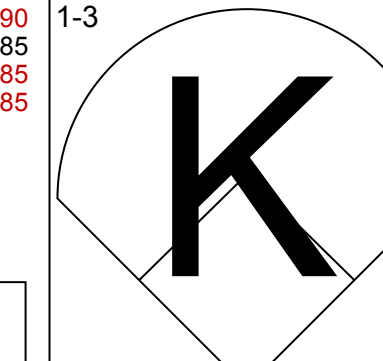
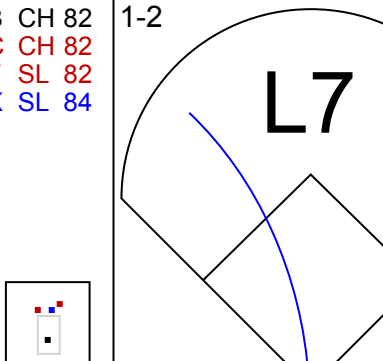
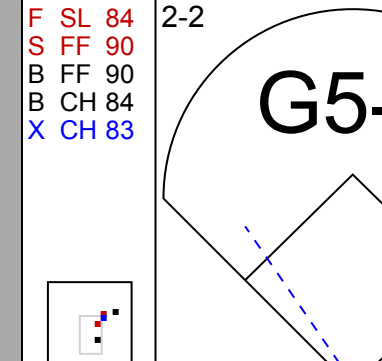
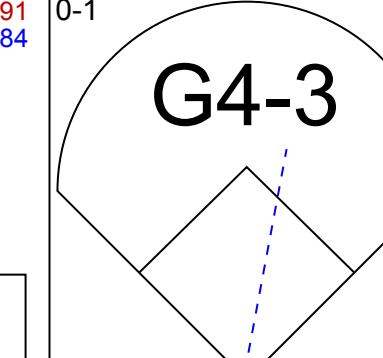
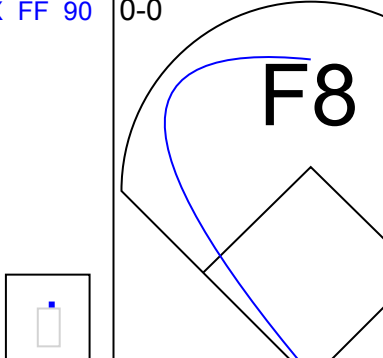
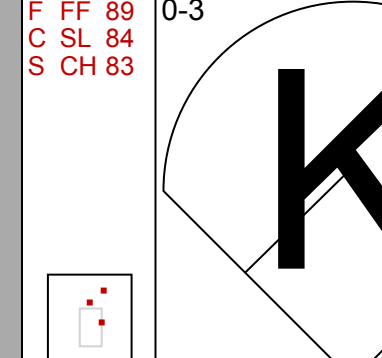
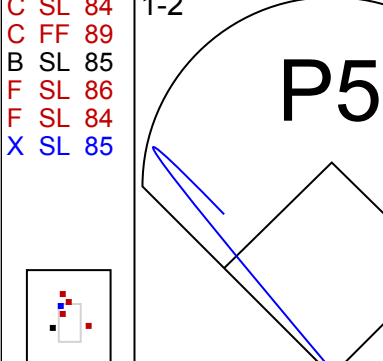
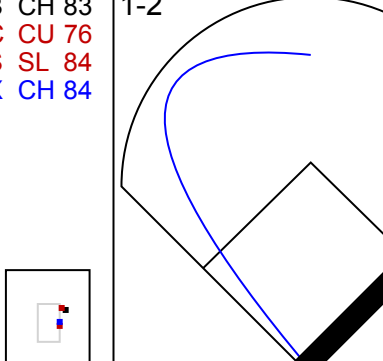
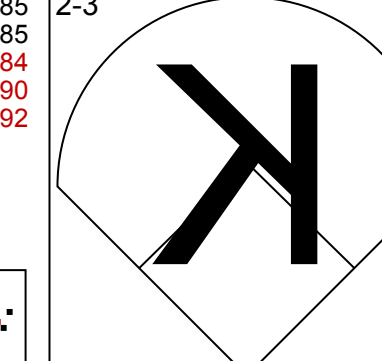
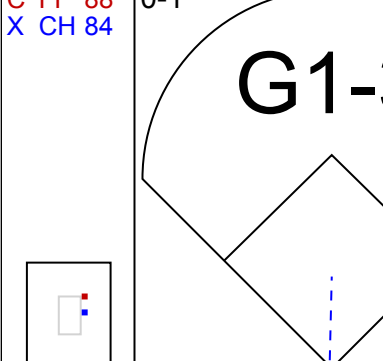
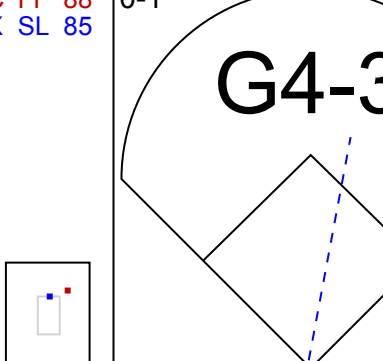
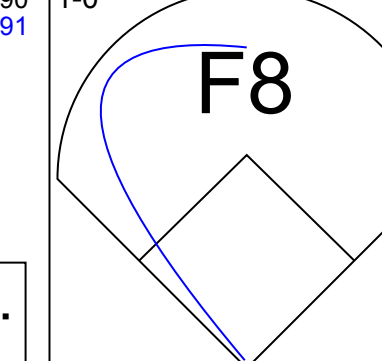
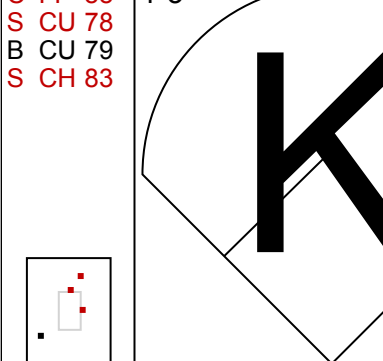
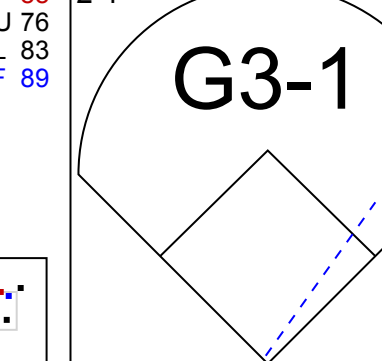
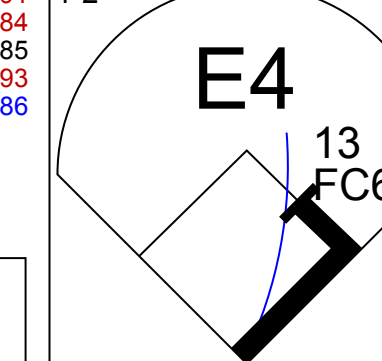
Chicago Cubs @ Washington Nationals
 Nationals Park, Washington, DC
 Sat Apr 26 2008, 7:10 PM EDT
 Att: 35,188 - Cloudy - 73 F

AB	31
R	0
H	6
RBI	0
BB	5
SO	8
LOB	22




Batter	1	2	3	4	5	6	7	8	9	AB	R	H	RBI	BB	SO	LOB	TOP										
2 Kelly Johnson, L OBP: 0.323, SLG: 0.402	F8		L3		F7		G1-3		10 DI 1B	5	0	1	1	0	0	2	Atlanta Braves @ Washington Nationals Nationals Park, Washington, DC Tue Apr 29 2008, 7:10 PM EDT Att: 25,269 - Partly Cloudy - 59 F										
19 Yunel Escobar, R OBP: 0.390, SLG: 0.451	G1-3		10 1B BB		P4		FC4-2		K	4	0	0	0	1	1	4											
10 Chipper Jones, S OBP: 0.477, SLG: 0.726	L9		1B		HR		G4-3		F8	5	1	2	1	0	0	4											
Mark Teixeira, S OBP: 0.330, SLG: 0.457		16 F8 11 FC3-6 2B	K		16 1B BB		P5			3	1	1	0	1	1	2											
16 Brian McCann, L OBP: 0.350, SLG: 0.548	F8				G3		F8		F8	4	0	1	0	0	0	1											
7 Jeff Francoeur, R OBP: 0.319, SLG: 0.486	L9		11 FC3-6 HBP		L9		F9		P3	3	0	0	0	0	0	2											
11 Mark Kotsay, L OBP: 0.330, SLG: 0.384	FC3-6		F9		P6					4	1	1	1	0	0	3											
23 Matt Diaz, R OBP: 0.311, SLG: 0.386	K		L4		L4		8 1B 19 S FC4-2 BB		2 1B 1B	3	0	1	0	1	1	1											
47 Tom Glavine, L 8 Ruben Gotay, S 56 Blaine Boyer, R Royce Ring, L 57 Jorge Campillo, R 5 Brayan Peña, S	G5-3		G5-3		G5-3		19 FC4-2 2 G1-3 1B		P5	2	0	0	0	0	0	0		Braves									
Inning Stats	R: 0 E: 0 K: 0 S: 12	H: 0 LOB: 0 BB: 0 P: 21	R: 1 E: 0 K: 1 S: 12	H: 1 LOB: 1 BB: 0 P: 20	R: 0 E: 0 K: 1 S: 11	H: 1 LOB: 2 BB: 1 P: 19	R: 0 E: 0 K: 0 S: 8	H: 0 LOB: 0 BB: 0 P: 14	R: 0 E: 0 K: 0 S: 7	H: 0 LOB: 0 BB: 0 P: 11	R: 1 E: 0 K: 0 S: 15	H: 2 LOB: 2 BB: 1 P: 22	R: 0 E: 0 K: 0 S: 7	H: 0 LOB: 0 BB: 0 P: 7	R: 1 E: 0 K: 1 S: 14	H: 3 LOB: 2 BB: 0 P: 22			1B: 6 2B: 1 3B: 0 HR: 1	SF: 0 SAC: 0 DP: 0 HBP: 1	WP: 0 PB: 0 SB: 2 CS: 0	PA: 39					
PITCHER	IP	WLS	BF	H	R	ER	SO	BB	IBB	HBP	BLK	WP	HR	S	P	ERA	WHIP										
Tim Redding, R ERA: 3.55	6.0		25	4	2	2	2	2	0	1	0	0	1	65	107	3.00	1.000										
52 Saul Rivera, R ERA: 4.15	1.0	W	5	1	0	0	0	1	0	0	0	0	0	8	17	0.00	2.000										
Luis Ayala, R ERA: 3.14	1.0		3	0	0	0	0	0	0	0	0	0	0	7	7	0.00	0.000										
32 Chad Cordero, R ERA: 2.08	0.1	S	3	2	1	1	0	0	0	0	0	0	0	4	7	27.00	6.000										
Jon Rauch, R ERA: 4.39	0.2	S	3	1	0	0	1	0	0	0	0	0	0	10	15	0.00	1.500										

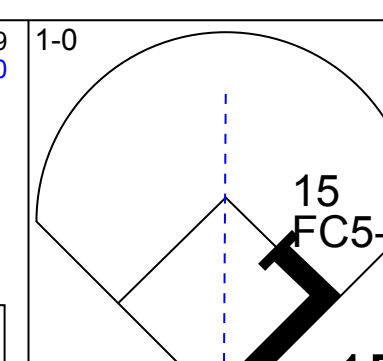
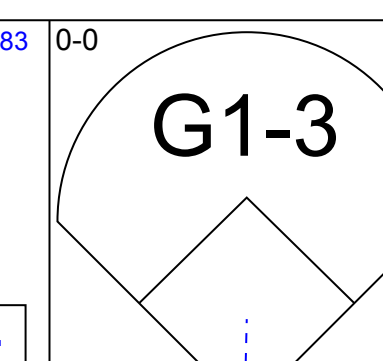
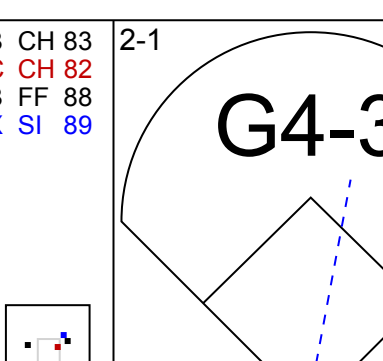
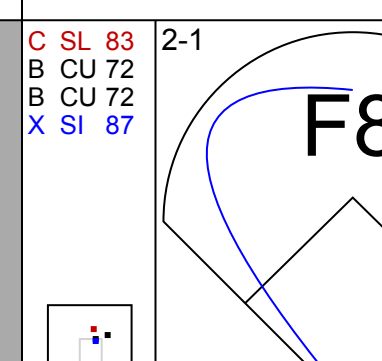
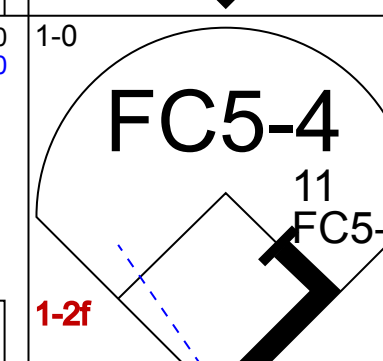
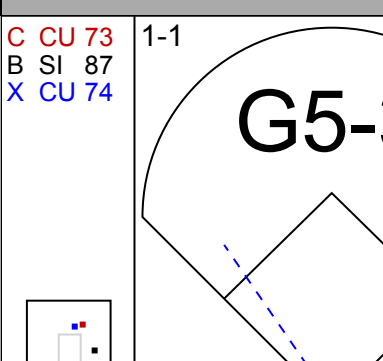
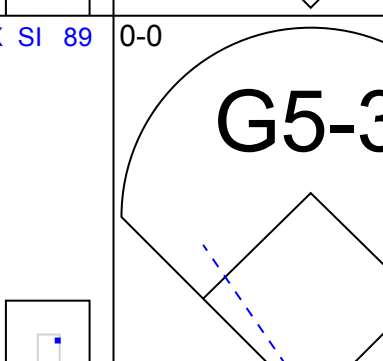
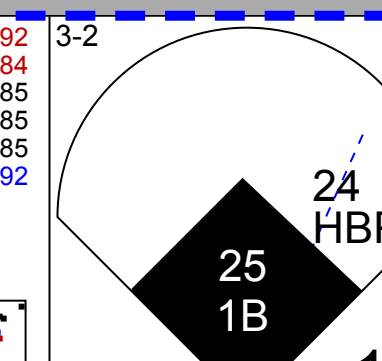
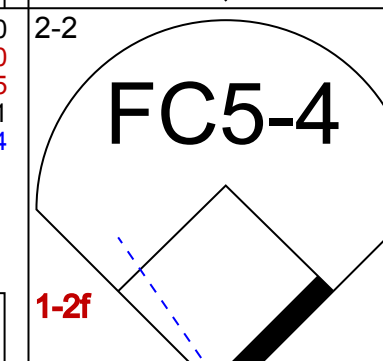
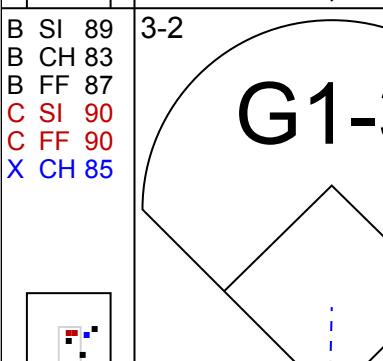
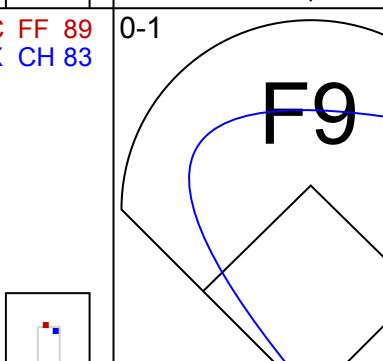
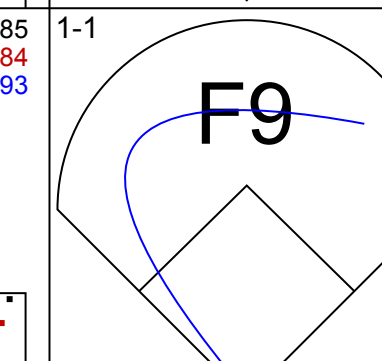
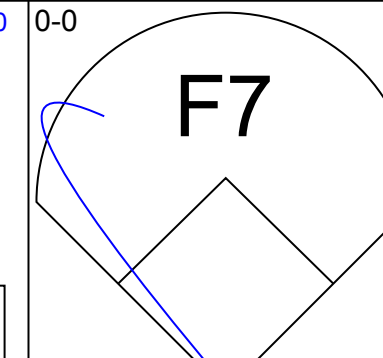
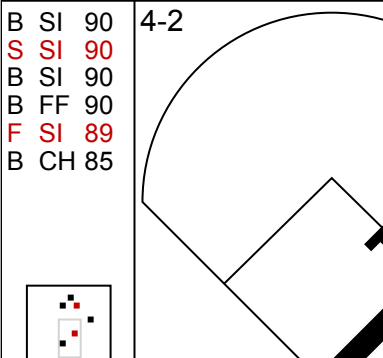

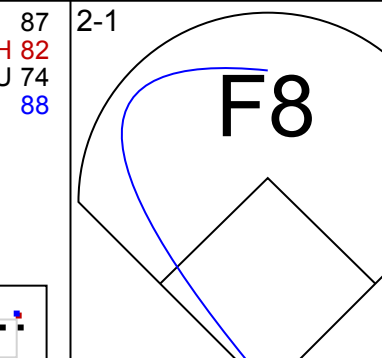
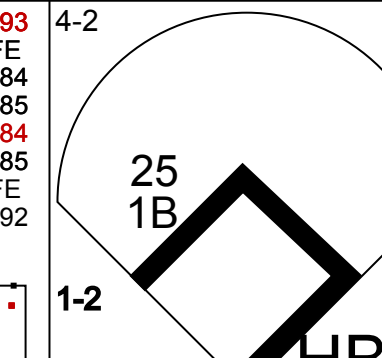
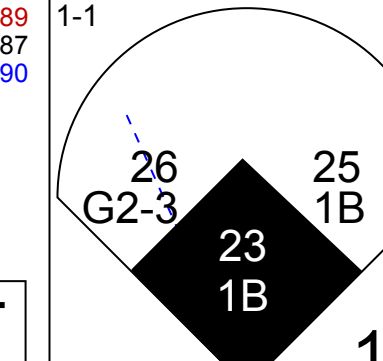
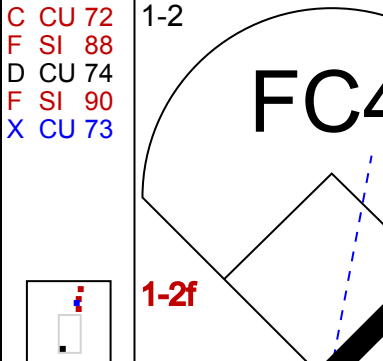

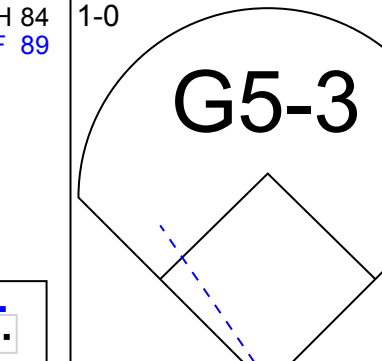
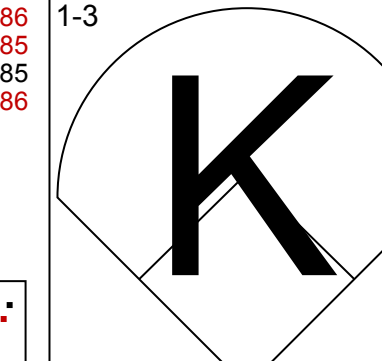
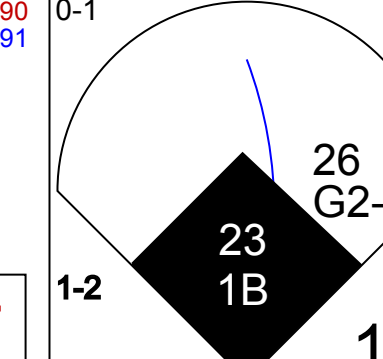

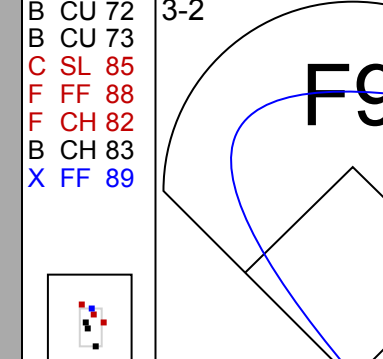
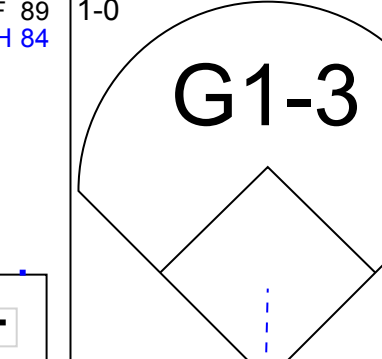
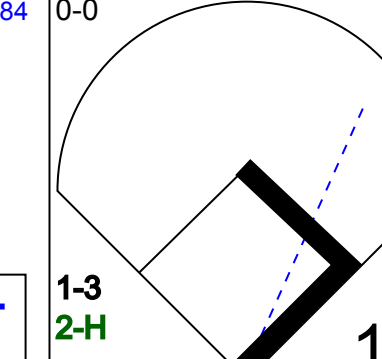
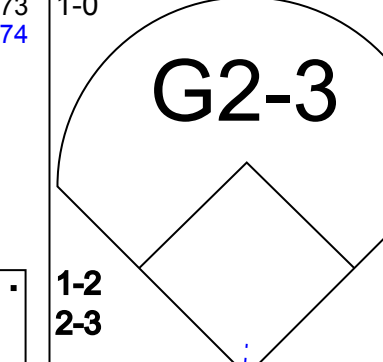
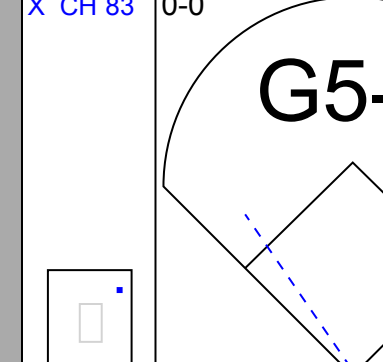
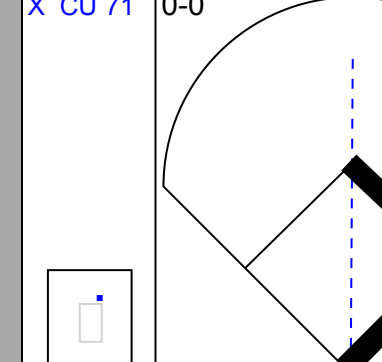
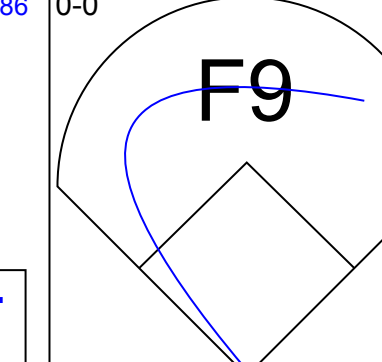
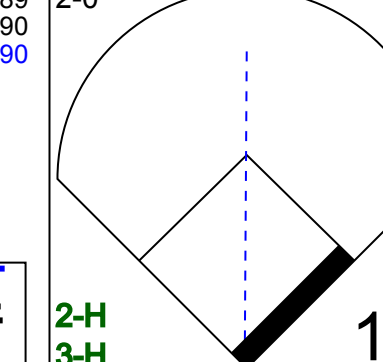

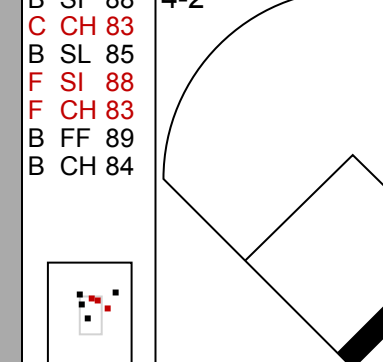
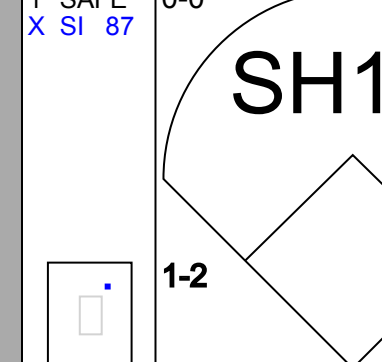
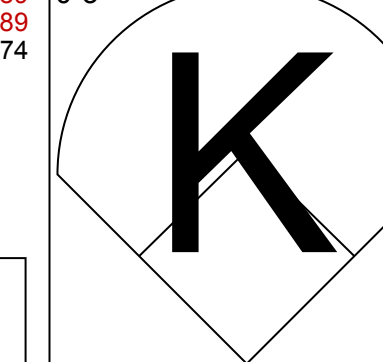
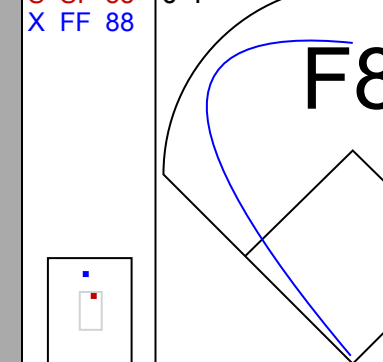
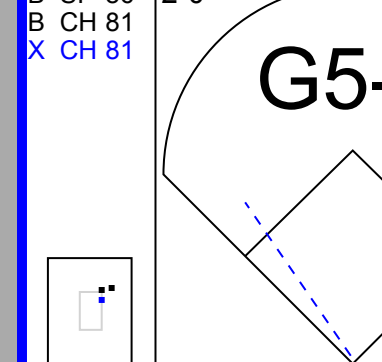
Batter	1	2	3	4	5	6	7	8	9	AB	R	H	RBI	BB	SO	LOB	BOTTOM										
Felipe Lopez, S OBP: 0.337, SLG: 0.324	L9		K		15 FC5-4 1B		15 1B BB			3	1	1	0	1	1	2	Atlanta Braves @ Washington Nationals Nationals Park, Washington, DC Tue Apr 29 2008, 7:10 PM EDT Att: 25,269 - Partly Cloudy - 59 F										
15 Cristian Guzman, S OBP: 0.333, SLG: 0.456	E5		P3		FC5-4		11 2B BB		11 2B 1B	4	1	1	0	0	0	1											
11 Ryan Zimmerman, R OBP: 0.273, SLG: 0.375	24 1B 1B		HR		K		44 2B 2B		44 2B 2B	4	2	3	3	0	1	1											
24 Nick Johnson, L OBP: 0.396, SLG: 0.474	44 G4-6-3 1B		HR		G4-3		K		K	4	1	2	1	0	1	3											
44 Lastings Milledge, R OBP: 0.351, SLG: 0.592	G4-6-3		L8		L8		G6-3		2B	4	0	1	2	0	0	3											
25 Austin Kearns, R OBP: 0.306, SLG: 0.284	23 G3 2B		G6-3		G6-3		F7		L7	4	0	1	0	0	0	1											
23 Johnny Estrada, S OBP: 0.237, SLG: 0.194	G3		G3		G5-3		F9		P5	4	0	0	0	0	0	1											
26 Wily Mo Peña, R OBP: 0.245, SLG: 0.184	G5-3		G5-3		G5-3		15 1B 11 BB 2B		F9	2	1	1	0	1	0	0											
Rob Mackowiak, L OBP: 0.200, SLG: 0.059	SH1-4 BB		SH1-4 BB		G5-3		15 1B 11 BB 2B		F8	1	0	0	0	0	0	0											
Tim Redding, R OBP: 0.200, SLG: 0.300	SH1-4		G5-3		G5-3		F8		K	2	0	0	0	0	0	1											
52 Saul Rivera, S ERA: 6.0										1B: 5 2B: 3 3B: 0 HR: 2	SF: 0 SAC: 1 DP: 1 HBP: 0	WP: 0 PB: 0 SB: 0 CS: 0	PA: 36														
PITCHER	IP	WLS	BF	H	R	ER	SO	BB	IBB	HBP	BLK	WP	HR	S	P	ERA	WHIP										
47 Tom Glavine, L ERA: 2.6	6.0		25	6	2	2	2	1	0	0	0	0	2	56	93	3.00	1.167										
56 Blaine Boyer, R ERA: 6.0	0.1	L	5	3	4	4	0	1	0	0	0	0	0	10	19	108.00	12.000										
Royce Ring, L ERA: 8.31	0.1		1	0	0	0	1	0	0	0	0	0	0	4	5	0.00	0.000										
57 Jorge Campillo, R ERA: 0.71	1.1		5	1	0	0	1	0	0	0	0	0	0	9	15	0.00	0.750										

Batter	1	2	3	4	5	6	7	8	9	AB	R	H	RBI	BB	SO	LOB	TOP			
13 Nate McLouth, L OBP: 0.412, SLG: 0.635										4	0	0	0	0	1	1				
12 Freddy Sanchez, R OBP: 0.264, SLG: 0.301										4	1	1	1	0	0	0				
Jason Bay, R OBP: 0.372, SLG: 0.434										4	0	0	0	0	0	0				
41 Ryan Doumit, S OBP: 0.386, SLG: 0.610										4	1	1	1	0	0	0				
Xavier Nady, R OBP: 0.378, SLG: 0.523										3	0	0	0	0	1	0				
25 Adam LaRoche, L OBP: 0.283, SLG: 0.236										3	0	0	0	0	1	0				
19 José Bautista, R OBP: 0.263, SLG: 0.300										3	0	1	0	0	1	0				
Chris Gomez, R OBP: 0.277, SLG: 0.295										3	0	0	0	0	0	1				
57 Zach Duke, L OBP: 0.083, SLG: 0.083										2	0	0	0	0	1	0				
3 Nyjer Morgan, L OBP: 0.233, SLG: 0.154										1	0	0	0	0	0	0				
34 John Grawob, L OBP: 0.233, SLG: 0.154										0	0	0	0	0	0	0				
Inning Stats	R: 0 H: 0 E: 0 K: 1 S: 9	H: 0 LOB: 0 BB: 0 P: 15	R: 0 H: 0 E: 0 K: 1 S: 7	H: 0 LOB: 0 BB: 0 P: 11	R: 0 H: 0 E: 0 K: 1 S: 10	H: 0 LOB: 0 BB: 0 P: 12	R: 1 H: 1 E: 0 K: 0 S: 8	H: 1 LOB: 0 BB: 0 P: 12	R: 0 H: 0 E: 0 K: 0 S: 7	H: 0 LOB: 0 BB: 0 P: 11	R: 1 H: 1 E: 0 K: 1 S: 11	H: 1 LOB: 0 BB: 0 P: 17	R: 0 H: 0 E: 1 K: 1 S: 10	H: 0 LOB: 1 BB: 0 P: 14	R: 0 H: 0 E: 0 K: 0 S: 5	H: 0 LOB: 0 BB: 0 P: 8	1B: 1 2B: 0 3B: 0 HR: 2	SF: 0 SAC: 0 DP: 0 HBP: 0	WP: 0 PB: 0 SB: 0 CS: 0	PA: 31
PITCHER	IP	WLS	BF	H	R	ER	SO	BB	IBB	HBP	BLK	WP	HR	S	P	ERA	WHIP			
45 Odalis Perez, L ERA: 3.18	(1, 1)	7.0	24	3	2	2	4	0	0	0	0	0	2	61	89	2.57	0.429			
Luis Ayala, R ERA: 2.76	(8, 1)	1.0	W	4	0	0	1	0	0	0	0	0	0	10	14	0.00	0.000			
Jon Rauch, R ERA: 3.77	(9, 1)	1.0	S	3	0	0	0	0	0	0	0	0	0	5	8	0.00	0.000			

Pittsburgh Pirates @ Washington Nationals
Nationals Park, Washington, DC
Thu May 01 2008, 7:10 PM EDT
Att: 24,723 - Clear - 69 F


AB 31
R 2
H 3
RBI 2
BB 0
SO 5
LOB 2



Batter	1	2	3	4	5	6	7	8	9	AB	R	H	RBI	BB	SO	LOB	BOTTOM			
Felipe Lopez, S OBP: 0.333, SLG: 0.321										4	0	1	0	0	0	2				
15 Cristian Guzman, S OBP: 0.318, SLG: 0.431										4	1	1	0	0	0	1				
11 Ryan Zimmerman, R OBP: 0.262, SLG: 0.350										4	0	0	0	0	0	2				
24 Nick Johnson, L OBP: 0.400, SLG: 0.446										2	0	0	0	1	0	1				
44 Lastings Milledge, R OBP: 0.333, SLG: 0.368										4	1	1	0	0	1	3				
25 Austin Kearns, R OBP: 0.308, SLG: 0.282										4	1	2	1	0	0	0				
26 Willy Mo Peña, R OBP: 0.259, SLG: 0.204										4	0	1	0	0	0	4				
Jon Rauch, R										0	0	0	0	0	0	0				
23 Wil Nieves, R OBP: 0.483, SLG: 0.520										1	0	1	2	1	0	0				
45 Odalis Perez, L OBP: 0.182, SLG: 0.182										2	0	0	0	0	1	2				
8 Aaron Boone, R OBP: 0.355, SLG: 0.296										1	0	0	0	0	0	1				
Luis Ayala, R										0	0	0	0	0	0	0				
22 Willie Harris, L OBP: 0.318, SLG: 0.278										0	0	0	0	0	0	0				
Inning Stats	R: 0 H: 1 E: 0 K: 0 S: 6	H: 3 LOB: 1 BB: 0 P: 10	R: 2 H: 3 E: 0 K: 1 S: 10	H: 3 LOB: 1 BB: 0 P: 14	R: 0 H: 0 E: 0 K: 0 S: 11	H: 0 LOB: 1 BB: 1 P: 20	R: 0 H: 0 E: 0 K: 0 S: 10	H: 0 LOB: 1 BB: 1 P: 17	R: 0 H: 0 E: 0 K: 0 S: 5	H: 0 LOB: 0 BB: 0 P: 7	R: 0 H: 0 E: 0 K: 0 S: 4	H: 0 LOB: 0 BB: 0 P: 8	R: 0 H: 1 E: 0 K: 0 S: 5	H: 1 LOB: 1 BB: 0 P: 9	R: 1 H: 2 E: 0 K: 1 S: 12	H: 2 LOB: 2 BB: 0 P: 21	1B: 7 2B: 0 3B: 0 HR: 0	SF: 0 SAC: 1 DP: 0 HBP: 1	WP: 0 PB: 0 SB: 0 CS: 0	PA: 34
PITCHER	IP	WLS	BF	H	R	ER	SO	BB	IBB	HBP	BLK	WP	HR	S	P	ERA	WHIP			
57 Zach Duke, L ERA: 4.79	(1, 1)	7.0	28	5	2	2	1	2	0	0	0	0	0	51	85	2.57	1.000			
34 John Grawob, L ERA: 0.64	(8, 1)	1.0	L	6	2	1	1	0	0	1	0	0	0	12	21	9.00	2.000			

Pittsburgh Pirates @ Washington Nationals
Nationals Park, Washington, DC
Thu May 01 2008, 7:10 PM EDT
Att: 24,723 - Clear - 69 F

AB 30
R 3
H 7
RBI 3
BB 2
SO 2
LOB 16



Batter	1	2	3	4	5	6	7	8	9	AB	R	H	RBI	BB	SO	LOB	TOP					
13 Nate McLouth, L OBP: 0.426, SLG: 0.644	HBP									3	3	2	0	1	0	0	Pittsburgh Pirates @ Washington Nationals Nationals Park, Washington, DC Fri May 02 2008, 7:35 PM EDT Att: 26,001 - Partly Cloudy - 76 F					
12 Freddy Sanchez, R OBP: 0.282, SLG: 0.287	G4-6-3									5	0	0	0	0	2	4						
Jason Bay, R 30 Tyler Yates, R 55 Matt Capps, R										3	1	2	1	2	1	0						
41 Ryan Doumit, S OBP: 0.398, SLG: 0.610	G6-3									0	0	0	0	0	0	0						
Xavier Nady, R OBP: 0.387, SLG: 0.518										5	1	3	2	0	0	1						
16 Doug Mientkiewicz, L OBP: 0.288, SLG: 0.281	F7									3	2	1	1	2	1	4						
19 José Bautista, R OBP: 0.279, SLG: 0.372	F9									5	1	0	1	0	0	5						
Chris Gomez, R OBP: 0.288, SLG: 0.306										4	3	2	4	1	0	1						
32 Phil Dumatrai, R Damaso Marte, L										5	0	2	2	0	0	0						
25 Adam LaRoche, L 34 John Grabow, L 3 Nyjer Morgan, L										3	0	0	0	0	1	2						
Inning Stats	R: 0 E: 0 K: 0 S: 8	H: 1 LOB: 1 BB: 0 P: 16	R: 0 E: 0 K: 0 S: 18	H: 1 LOB: 2 BB: 1 P: 26	R: 6 E: 1 K: 0 S: 27	H: 4 LOB: 0 BB: 1 P: 43	R: 1 E: 0 K: 1 S: 8	H: 2 LOB: 1 BB: 1 P: 14	R: 1 E: 0 K: 1 S: 11	H: 1 LOB: 0 BB: 0 P: 17	R: 0 E: 0 K: 1 S: 6	H: 0 LOB: 0 BB: 0 P: 7	R: 2 E: 0 K: 1 S: 13	H: 1 LOB: 1 BB: 2 P: 26	R: 1 E: 0 K: 2 S: 11	H: 2 LOB: 2 BB: 1 P: 19	R: 0 E: 0 K: 1 S: 7	H: 0 LOB: 0 BB: 0 P: 10	1B: 8 2B: 2 3B: 0 HR: 2	SF: 0 SAC: 0 DP: 2 HBP: 1	WP: 3 PB: 0 SB: 1 CS: 0	PA: 45
PITCHER	IP WLS BF H R ER SO BB IBB HBP BLK WP HR S P ERA WHIP																					
31 John Lannan, L ERA: 3.74	3.0 L 18 6 6 5 0 2 0 0 1 1 1 1 53 85 15.00 2.667																					
54 Michael O'Connor, L ERA: 7.71	3.2 16 3 4 4 3 3 0 0 0 0 1 1 32 54 9.82 1.636																					
38 Joel Hanrahan, R ERA: 5.4	1.1 8 3 1 1 3 1 0 0 0 0 1 0 17 29 6.75 3.000																					
Jesus Colome, R ERA: 3.24	1.0 3 0 0 0 0 1 0 0 0 0 0 0 7 10 0.00 0.000																					

Batter	1	2	3	4	5	6	7	8	9	AB	R	H	RBI	BB	SO	LOB	BOTTOM					
Felipe Lopez, S OBP: 0.340, SLG: 0.341	G6-3									4	0	2	1	0	0	0	Pittsburgh Pirates @ Washington Nationals Nationals Park, Washington, DC Fri May 02 2008, 7:35 PM EDT Att: 26,001 - Partly Cloudy - 76 F					
15 Cristian Guzman, S OBP: 0.308, SLG: 0.417	F8									4	0	0	0	0	2							
11 Ryan Zimmerman, R Jesus Colome, R	P3									4	1	1	0	0	0	1						
24 Nick Johnson, L OBP: 0.386, SLG: 0.425										0	0	0	0	0	0	0						
44 Lastings Milledge, R OBP: 0.331, SLG: 0.373	G6-3									4	1	1	0	0	0	0						
25 Austin Kearns, R OBP: 0.306, SLG: 0.274	K									3	1	0	0	1	2	0						
26 Willy Mo Peña, R 38 Joel Hanrahan, R										2	0	0	1	0	0	0						
22 Willie Harris, L OBP: 0.333, SLG: 0.297										0	0	0	0	0	0	0						
23 Wil Nieves, R OBP: 0.455, SLG: 0.517										1	0	1	0	0	0	0						
31 John Lannan, L 16 Paul LoDuca, R 54 Michael O'Connor, L 8 Aaron Boone, R										1	0	0	0	0	0	0						
Inning Stats	R: 0 E: 0 K: 0 S: 7	H: 0 LOB: 0 BB: 0 P: 13	R: 0 E: 0 K: 2 S: 9	H: 0 LOB: 0 BB: 0 P: 12	R: 1 E: 1 K: 1 S: 11	H: 2 LOB: 1 BB: 0 P: 16	R: 3 E: 0 K: 1 S: 13	H: 3 LOB: 1 BB: 1 P: 22	R: 0 E: 0 K: 0 S: 6	H: 1 LOB: 1 BB: 0 P: 9	R: 0 E: 0 K: 1 S: 7	H: 0 LOB: 0 BB: 0 P: 11	R: 0 E: 0 K: 0 S: 7	H: 0 LOB: 0 BB: 0 P: 12	R: 0 E: 0 K: 0 S: 10	H: 0 LOB: 0 BB: 0 P: 16	R: 0 E: 0 K: 0 S: 10	H: 1 LOB: 1 BB: 0 P: 13	1B: 4 2B: 3 3B: 0 HR: 0	SF: 1 SAC: 0 DP: 0 HBP: 0	WP: 0 PB: 0 SB: 0 CS: 0	PA: 35
PITCHER	IP WLS BF H R ER SO BB IBB HBP BLK WP HR S P ERA WHIP																					
32 Phil Dumatrai, L ERA: 4.74	4.0 W 6 0 0 0 0 1 0 0 0 0 0 0 0 11 17 0.00 0.000																					
Damaso Marte, L ERA: 0.6	2.0 6 0 0 0 0 0 0 0 0 0 0 0 7 12 0.00 0.000																					
34 John Grabow, L ERA: 0.6	1.0 3 0 0 0 0 0 0 0 0 0 0 0 0 10 16 0.00 0.000																					
30 Tyler Yates, R ERA: 3.95	1.0 3 0 0 0 0 0 0 0 0 0 0 0 0 10 16 0.00 0.000																					
55 Matt Capps, R ERA: 2.19	1.0 4 1 0 0 0 0 0 0 0 0 0 0 0 10 13 0.00 1.000																					



Batter	1	2	3	4	5	6	7	8	9	AB	R	H	RBI	BB	SO	LOB	TOP					
13 Nate McLouth, L OBP: 0.415, SLG: 0.618	G3	F9		G4-6-3		K		BB	G6-3	5	1	0	0	1	1	3	Pittsburgh Pirates @ Washington Nationals Nationals Park, Washington, DC Sat May 03 2008, 1:05 PM EDT Att: 34,128 - Partly Cloudy - 78 F					
Chris Gomez, R OBP: 0.298, SLG: 0.321	2B				F9	P4		K		4	0	1	0	1	1							
12 Freddy Sanchez, R OBP: 0.258, SLG: 0.292	K2-3		F8			F9		2B	1B	5	2	2	0	0	1	2						
Jason Bay, R OBP: 0.405, SLG: 0.467	HBP					25 1B		K		3	2	2	0	2	1	2						
Xavier Nady, R OBP: 0.403, SLG: 0.535	HBP					25 1B				4	1	3	3	0	1	2						
25 Adam LaRoche, L OBP: 0.287, SLG: 0.242	G4-3					26 1B		G4-3		5	0	2	1	0	1	6						
19 José Bautista, R OBP: 0.294, SLG: 0.429		E9				26 1B				4	2	3	3	0	0	0						
26 Ronny Paulino, R OBP: 0.320, SLG: 0.273		G6-3								4	0	0	1	1	2	4						
3 Nyjer Morgan, L OBP: 0.226, SLG: 0.148										0	0	0	0	0	0	0						
28 Paul Maholm, L ERA: 4.58										3	0	1	0	0	0	2						
52 Franquelis Osoria, R ERA: 6.65										0	0	0	0	0	0	0						
16 Doug Mientkiewicz, L ERA: 4.91										1	0	0	0	0	0	2						
47 John Van Benschoten, R ERA: 4.91										0	0	0	0	0	0	0						
30 Tyler Yates, R ERA: 3.77										0	0	0	0	0	0	1						
Inning Stats	R: 0 E: 0 K: 1 S: 14	H: 1 LOB: 3 BB: 1 P: 23	R: 1 E: 1 K: 0 S: 9	H: 1 LOB: 0 BB: 0 P: 13	R: 0 E: 0 K: 2 S: 11	H: 0 LOB: 2 BB: 2 P: 24	R: 1 E: 0 K: 1 S: 8	H: 2 LOB: 0 BB: 0 P: 14	R: 3 E: 0 K: 0 S: 18	H: 5 LOB: 2 BB: 0 P: 26	R: 0 E: 0 K: 1 S: 7	H: 0 LOB: 0 BB: 0 P: 10	R: 1 E: 0 K: 1 S: 16	H: 3 LOB: 2 BB: 0 P: 23	R: 2 E: 0 K: 2 S: 18	H: 2 LOB: 1 BB: 1 P: 26	R: 0 E: 0 K: 0 S: 10	H: 0 LOB: 2 BB: 1 P: 19	1B: 9 2B: 4 3B: 0 HR: 1	SF: 1 SAC: 0 DP: 1 HBP: 1	WP: 0 PB: 0 CS: 1	PA: 46
PITCHER	IP WLS BF H R ER SO BB IBB HBP BLK WP HR S P ERA WHIP																					
47 Matt Chico, L ERA: 6.87	4.1	W	24	8	5	4	4	3	0	1	0	0	0	0	1	51	87	8.31	2.538			
Jesus Colome, R ERA: 2.95	1.2		6	1	0	0	1	0	0	0	0	0	0	0	16	23	0.00	0.600				
52 Saul Rivera, R ERA: 4.43	1.0		6	3	1	1	1	0	0	0	0	0	0	16	23	9.00	3.000					
Luis Ayala, R ERA: 3.63	1.0	H	6	2	2	2	2	1	0	0	0	0	0	18	26	18.00	3.000					
Jon Rauch, R ERA: 3.52	1.0	S	4	0	0	0	0	1	0	0	0	0	0	10	19	0.00	1.000					

Batter	1	2	3	4	5	6	7	8	9	AB	R	H	RBI	BB	SO	LOB	BOTTOM			
Felipe Lopez, S OBP: 0.353, SLG: 0.348	HR		G5-3			15 2B		F7		4	3	2	0	1	0	1	Pittsburgh Pirates @ Washington Nationals Nationals Park, Washington, DC Sat May 03 2008, 1:05 PM EDT Att: 34,128 - Partly Cloudy - 78 F			
15 Cristian Guzman, S OBP: 0.326, SLG: 0.462	HR			G6-3		44 2B		11 E		5	2	4	6	0	0	0				
11 Ryan Zimmerman, R OBP: 0.282, SLG: 0.333	F9		FC3-6		G5-3	F8		FC4		5	0	0	1	0	0	4				
44 Lastings Milledge, R OBP: 0.326, SLG: 0.365	K			F9		F9		F8		5	0	1	1	0	1	3				
25 Austin Kearns, R OBP: 0.326, SLG: 0.284	1B				L9					3	0	2	1	2	0	0				
8 Aaron Boone, R OBP: 0.324, SLG: 0.273			FC6-4		E6			L5		5	0	1	0	0	1	7				
16 Paul Lo Duca, R OBP: 0.348, SLG: 0.308					G6-4-3			26 1B		3	1	1	0	1	0	1				
26 Wily Mo Peña, R OBP: 0.262, SLG: 0.217								G5-4-3		4	1	2	0	0	1	2				
22 Willie Harris, L OBP: 0.333, SLG: 0.297										0	0	0	0	0	0	0				
47 Matt Chico, L ERA: 6.87										1	1	1	0	0	0	0				
10 Ronnie Belliard, R ERA: 6.65										0	0	0	0	0	0	0				
47 John Van Benschoten, R ERA: 4.91										0	1	0	0	0	0	0				
Rob Mackowiak, L ERA: 4.91										1	0	0	0	0	0	1				
Luis Ayala, R ERA: 3.63										0	0	0	0	0	0	0				
Jon Rauch, R ERA: 3.52										0	0	0	0	0	0	0				
Inning Stats	R: 2 E: 0 K: 1 S: 18	H: 4 LOB: 0 BB: 0 P: 30	R: 3 E: 0 K: 1 S: 18	H: 4 LOB: 2 BB: 2 P: 35	R: 0 E: 0 K: 0 S: 6	H: 1 LOB: 0 BB: 0 P: 13	R: 0 E: 0 K: 0 S: 6	H: 0 LOB: 0 BB: 0 P: 10	R: 0 E: 0 K: 0 S: 4	H: 0 LOB: 0 BB: 0 P: 5	R: 4 E: 0 K: 1 S: 17	H: 4 LOB: 1 BB: 1 P: 30	R: 0 E: 0 K: 1 S: 6	H: 0 LOB: 0 BB: 1 P: 12	R: 0 E: 1 K: 0 S: 11	H: 1 LOB: 3 BB: 1 P: 21	1B: 12 2B: 1 3B: 0 HR: 1	SF: 0 SAC: 1 DP: 2 HBP: 0	WP: 0 PB: 0 CS: 0	PA: 42
PITCHER	IP WLS BF H R ER SO BB IBB HBP BLK WP HR S P ERA WHIP																			
28 Paul Maholm, L ERA: 4.58	5.0	L	27	10	7	7	2	3	0	0	0	0	0	0	14	21	18.00	3.000		
47 John Van Benschoten, R ERA: 4.91	1.1		6	1	0	0	1	1	0	0	0	0	0	12	20	0.00	1.500			
30 Tyler Yates, R ERA: 3.77	0.2		3	0	0	0	0	1	0	0	0	0	0	5	13	0.00	1.500			



Batter	1	2	3	4	5	6	7	8	9	AB	R	H	RBI	BB	SO	LOB	TOP										
13 Nate McLouth, L OBP: 0.411, SLG: 0.606	F9			1B		P2		F7		4	0	1	0	0	0	1											
12 Freddy Sanchez, R OBP: 0.260, SLG: 0.282	K			G6-3		F7		K		4	0	0	0	0	2	1											
Jason Bay, R OBP: 0.400, SLG: 0.459	F8			41 WP 1B		G5-3		K		4	0	1	0	0	1	1											
41 Ryan Doumit, S OBP: 0.376, SLG: 0.575	K			F8		G3		G1-3		4	0	0	0	0	1	1											
Xavier Nady, R OBP: 0.406, SLG: 0.542	F9			F8		25 2B		25 1B		4	1	2	0	0	0	0											
25 Adam LaRoche, L OBP: 0.275, SLG: 0.303	K			HR		2B		2H 1B		4	1	3	2	0	1	0											
19 José Bautista, R OBP: 0.292, SLG: 0.422	K			10 C1-6 1B		G1-3		L9		4	0	1	0	0	1	3											
10 Brian Bixler, R OBP: 0.240, SLG: 0.234	K			1 SAFE FC1-6		G1-3		G4-3		2	0	0	0	0	1	1											
16 Doug Mientkiewicz, L OBP: 0.278, SLG: 0.250	K			1-2		G1-3		G4-3		1	0	0	0	0	0	2											
Chris Gomez, R OBP: 0.253, SLG: 0.315	K			1-2		G1-3		G4-3		1	0	0	0	0	0	1											
45 Ian Snell, R	F8			G6-3						2	0	0	0	0	0	1											
Damaso Marte, L										0	0	0	0	0	0	0											
3 Nyjer Morgan, L OBP: 0.250, SLG: 0.179										1	0	1	0	0	0	0											
34 John Grabow, L										0	0	0	0	0	0	0											
Inning Stats	R: 0 E: 0 K: 1 S: 9	H: 0 LOB: 0 BB: 0 P: 13	R: 0 E: 0 K: 2 S: 7	H: 0 LOB: 0 BB: 0 P: 9	R: 0 E: 0 K: 2 S: 11	H: 0 LOB: 0 BB: 0 P: 16	R: 0 E: 0 K: 0 S: 10	H: 2 LOB: 1 BB: 0 P: 14	R: 1 E: 0 K: 0 S: 10	H: 2 LOB: 1 BB: 0 P: 18	R: 0 E: 0 K: 0 S: 11	H: 0 LOB: 0 BB: 0 P: 16	R: 0 E: 0 K: 0 S: 12	H: 2 LOB: 2 BB: 0 P: 21	R: 0 E: 0 K: 2 S: 10	H: 1 LOB: 1 BB: 0 P: 15	R: 1 E: 0 K: 0 S: 11	H: 2 LOB: 1 BB: 0 P: 16	1B: 6 2B: 2 HR: 1	SF: 0 SAC: 0 HBP: 0	WP: 1 PB: 0 CS: 0	PA: 35					
PITCHER	IP	WLS	BF	H	R	ER	SO	BB	IBB	HBP	BLK	WP	HR	S	P	ERA	WHIP										
Tim Redding, R ERA: 3.2	6.1	W	24	6	1	1	5	0	0	0	0	1	1	64	96	1.42	0.947										
52 Saul Rivera, R ERA: 4.29	0.2	H	2	0	0	0	0	0	0	0	0	0	0	6	11	0.00	0.000										
Luis Ayala, R ERA: 3.44	1.0	H	4	1	0	0	2	0	0	0	0	0	0	10	15	0.00	1.000										
Jesus Colome, R ERA: 3.26	1.0		5	2	1	1	0	0	0	0	0	0	0	11	16	9.00	2.000										

Pittsburgh Pirates @ Washington Nationals
Nationals Park, Washington, DC
Sun May 04 2008, 1:35 PM EDT
Att: 30,564 - Sunny - 72 F

AB 35
R 2
H 9
RBI 2
BB 0
SO 7
LOB 12



Batter	1	2	3	4	5	6	7	8	9	AB	R	H	RBI	BB	SO	LOB	BOTTOM										
Felipe Lopez, S OBP: 0.349, SLG: 0.344	G3		P6	F8			44 P3-1 1B			4	0	1	1	0	0	1											
15 Cristian Guzman, S OBP: 0.331, SLG: 0.463	44 HBP 24 1B		G3-1	24 G4-3 44 G6-3 1B			F8			4	1	2	0	0	0	1											
44 Lastings Milledge, R OBP: 0.331, SLG: 0.364	24 1B 25 1B HBP		24 S 1B	G6-3			P3-1			3	1	1	0	0	0	2											
24 Nick Johnson, L OBP: 0.390, SLG: 0.422	25 1B 2H		BB	G4-3			G7-3			3	0	1	1	1	0	1											
25 Austin Kearns, R OBP: 0.331, SLG: 0.292	8 G5-4-3 1B		K	P3						4	1	2	1	0	1	3											
8 Aaron Boone, R OBP: 0.317, SLG: 0.351	G5-4-3		HR	HR			K			4	1	1	1	0	2	3											
16 Paul Lo Duca, R OBP: 0.340, SLG: 0.302	L6		P3	P3			G5-3			4	0	1	0	0	0	0											
Rob Mackowiak, L OBP: 0.259, SLG: 0.208	B1-6-4		SH1-4	SH1-4			F8			3	0	2	0	0	0	0											
52 Saul Rivera, S										0	0	0	0	0	0	0											
Luis Ayala, R										0	0	0	0	0	0	0											
26 Willy Mo Peña, R ERA: 5.4										1	0	1	1	0	0	0											
Jesus Colome, R										0	0	0	0	0	0	0											
Tim Redding, R OBP: 0.182, SLG: 0.273	B1-6-4		SH1-4	SH1-4						1	0	0	0	0	0	1											
22 Willie Harris, L OBP: 0.340, SLG: 0.333										2	1	1	0	0	0	2											
Inning Stats	R: 2 E: 0 K: 0 S: 11	H: 3 LOB: 1 BB: 0 P: 19	R: 0 E: 0 K: 0 S: 9	H: 1 LOB: 0 BB: 0 P: 13	R: 0 E: 0 K: 1 S: 11	H: 1 LOB: 2 BB: 1 P: 20	R: 1 E: 0 K: 0 S: 7	H: 2 LOB: 1 BB: 0 P: 11	R: 0 E: 0 K: 0 S: 6	H: 1 LOB: 1 BB: 0 P: 13	R: 0 E: 0 K: 1 S: 13	H: 0 LOB: 0 BB: 0 P: 20	R: 1 E: 0 K: 0 S: 8	H: 2 LOB: 0 BB: 0 P: 14	R: 1 E: 0 K: 1 S: 18	H: 3 LOB: 2 BB: 0 P: 21	R: 1 E: 0 K: 0 S: 18	H: 0 LOB: 2 BB: 0 P: 21	1B: 10 2B: 3 HR: 1	SF: 0 SAC: 1 HBP: 1	WP: 0 PB: 0 CS: 0	PA: 36					
PITCHER	IP	WLS	BF	H	R	ER	SO	BB	IBB	HBP	BLK	WP	HR	S	P	ERA	WHIP										
45 Ian Snell, R ERA: 5.09	6.0	L	28	10	4	4	2	1	0	0	0	0	0	59	101	6.00	1.833										
Damaso Marte, L ERA: 5.4	1.0		2	0	0	0	0	0	0	0	0	0	0	6	9	0.00	0.000										
34 John Grabow, L ERA: 1.13	1.0		6	3	1	1	1	0	0	0	0	0	0	18	21	9.00	3.000										

Pittsburgh Pirates @ Washington Nationals
Nationals Park, Washington, DC
Sun May 04 2008, 1:35 PM EDT
Att: 30,564 - Sunny - 72 F

AB 33
R 5
H 13
RBI 5
BB 1
SO 3
LOB 14



Batter	1	2	3	4	5	6	7	8	9	AB	R	H	RBI	BB	SO	LOB	TOP										
Felipe Lopez, S OBP: 0.333, SLG: 0.327										5	0	0	0	0	4	2	Washington Nationals @ Houston Astros Minute Maid Park, Houston, TX Tue May 06 2008, 7:05 PM CDT Att: 30,335 - Partly Cloudy - 79 F										
15 Cristian Guzman, S OBP: 0.327, SLG: 0.461										5	1	1	1	0	0	1											
11 Ryan Zimmerman, R (1,5) OBP: 0.257, SLG: 0.343										5	0	2	1	0	0	0											
24 Nick Johnson, L OBP: 0.410, SLG: 0.462										1	1	1	1	3	0	0											
44 Lastings Milledge, R OBP: 0.328, SLG: 0.361										4	0	1	0	0	3	3											
25 Austin Kearns, R OBP: 0.336, SLG: 0.325										4	1	2	1	0	0	0											
16 Paul Lo Duca, R OBP: 0.275, SLG: 0.277										4	0	0	0	0	0	3											
23 Wil Nieves, R OBP: 0.455, SLG: 0.517										0	0	0	0	0	0	0											
26 Wily Mo Peña, R OBP: 0.275, SLG: 0.250										3	1	1	0	0	1	0											
22 Willie Harris, L OBP: 0.333, SLG: 0.325										1	0	0	0	0	0	0											
41 Shawn Hill, R OBP: 0.275, SLG: 0.315										0	0	0	0	0	0	0											
8 Aaron Boone, R OBP: 0.333, SLG: 0.447										0	0	0	0	0	0	0											
10 Ronnia Belliard, R OBP: 0.328, SLG: 0.333										0	0	0	0	0	0	0											
10 Ronnia Belliard, R OBP: 0.328, SLG: 0.333										0	0	0	0	0	0	0											
10 Ronnia Belliard, R OBP: 0.328, SLG: 0.333										0	0	0	0	0	0	0											
Inning Stats	R: 0 H: 0 E: 0 K: 1 S: 8	H: 0 LOB: 0 BB: 0 P: 12	R: 1 H: 1 E: 1 K: 1 S: 10	H: 1 LOB: 0 BB: 0 P: 15	R: 0 H: 0 E: 0 K: 1 S: 7	H: 0 LOB: 1 BB: 1 P: 13	R: 0 H: 1 E: 0 K: 1 S: 12	H: 1 LOB: 2 BB: 1 P: 21	R: 2 H: 4 E: 0 K: 1 S: 11	H: 4 LOB: 2 BB: 1 P: 21	R: 0 H: 0 E: 0 K: 1 S: 7	H: 0 LOB: 0 BB: 0 P: 10	R: 1 H: 2 E: 0 K: 2 S: 12	H: 2 LOB: 2 BB: 1 P: 23	R: 1 H: 1 E: 0 K: 1 S: 9	H: 1 LOB: 0 BB: 0 P: 12	R: 0 H: 0 E: 0 K: 0 S: 4	H: 0 LOB: 0 BB: 0 P: 5	1B: 4 2B: 2 3B: 0 HR: 3	SF: 0 SAC: 1 DP: 1 HBP: 0	WP: 1 PB: 0 SB: 0 CS: 0	PA: 39					
PITCHER	IP	WLS	BF	H	R	ER	SO	BB	IBB	HBP	BLK	WP	HR	S	P	ERA	WHIP										
Shawn Chacon, R ERA: 3.6	7.0		32	8	4	4	8	2	2	0	0	1	2	67	115	5.14	1.429										
26 Doug Brocail, R ERA: 2.99	1.0	W	4	1	1	1	1	0	0	0	0	0	1	9	12	9.00	1.000										
47 Jose Valverde, R ERA: 5.0	1.0	S	3	0	0	0	0	0	0	0	0	0	0	4	5	0.00	0.000										

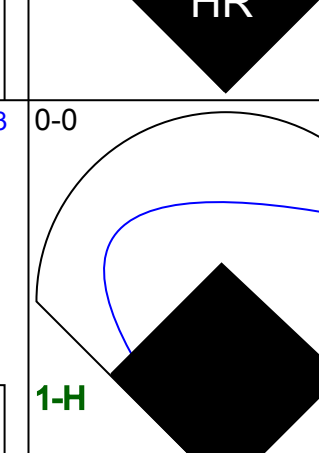
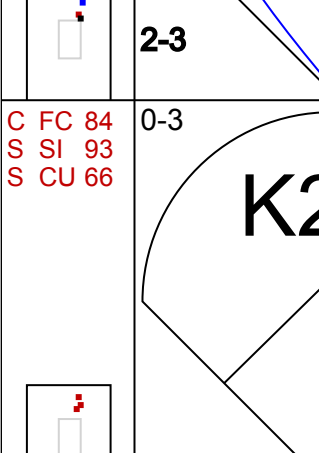


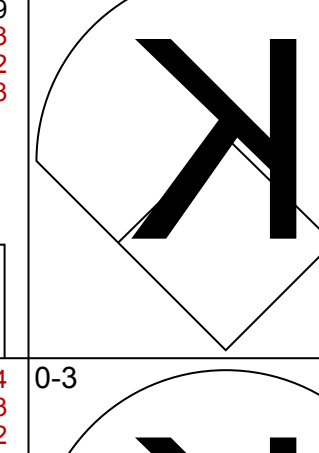

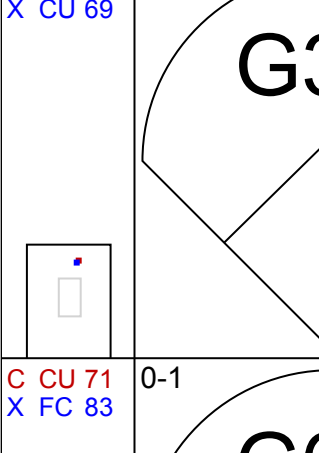
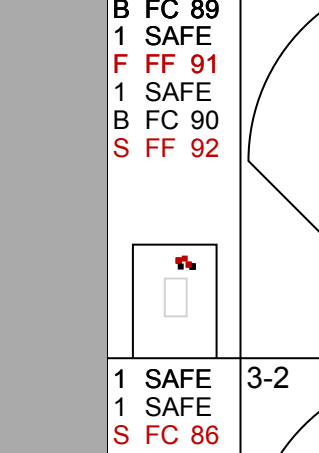
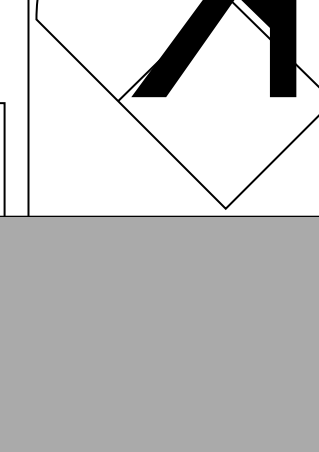

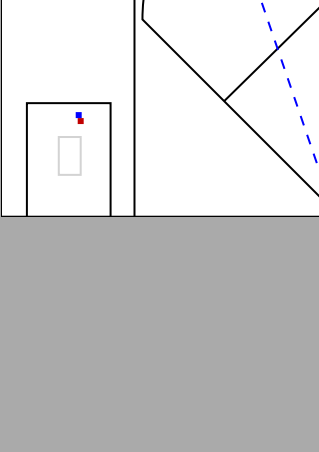
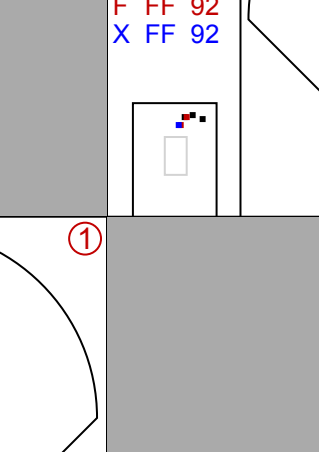

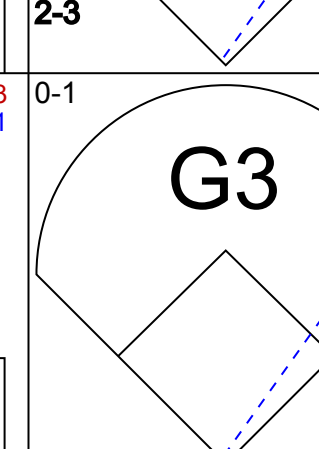

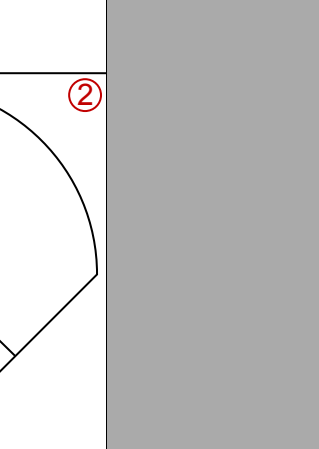



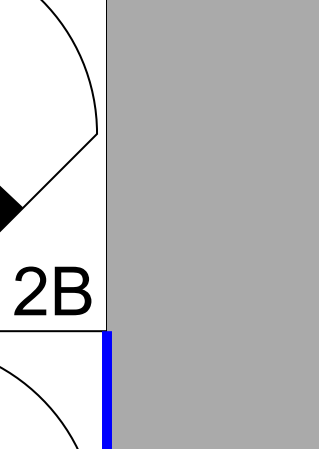
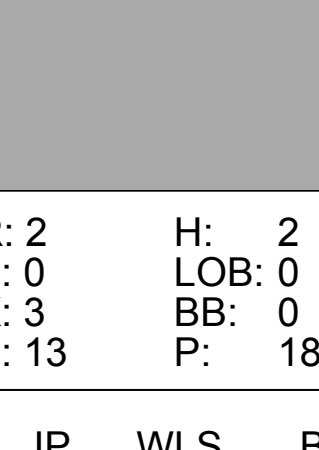
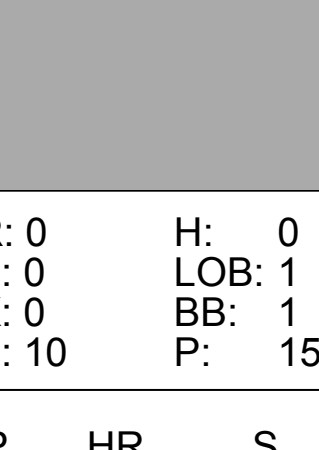
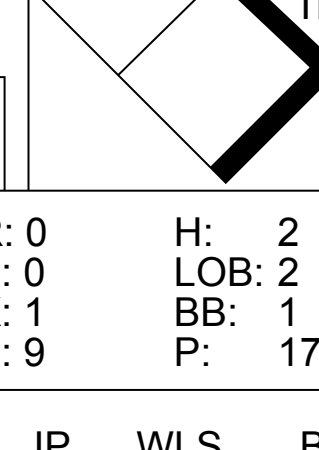
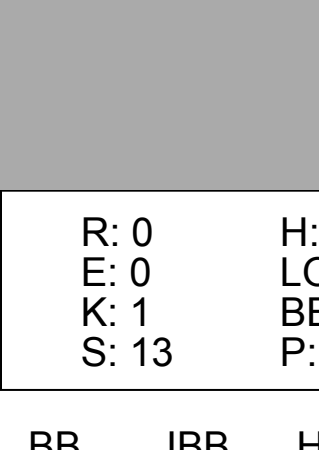




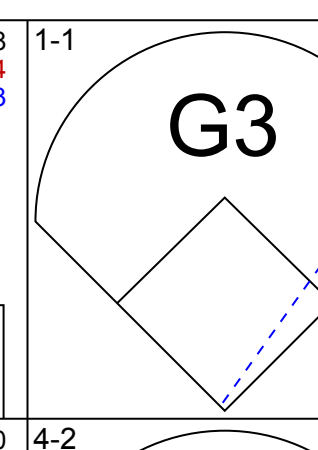


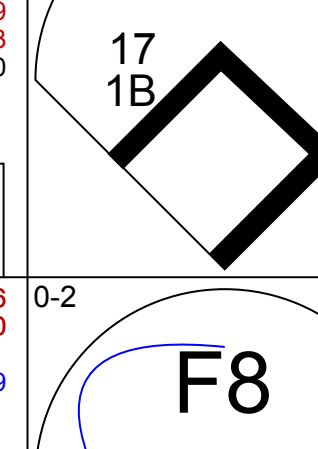
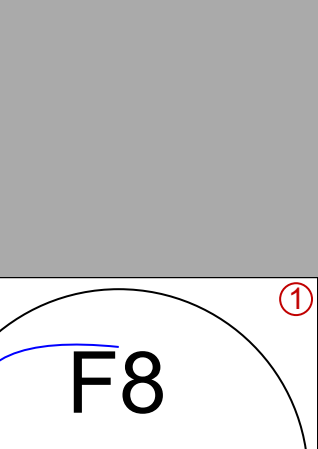
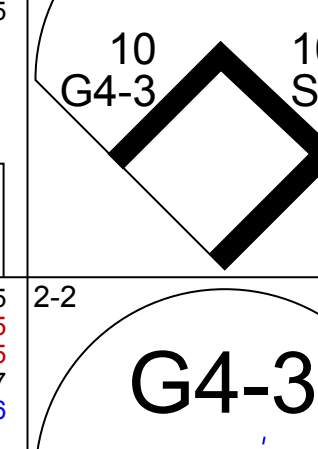
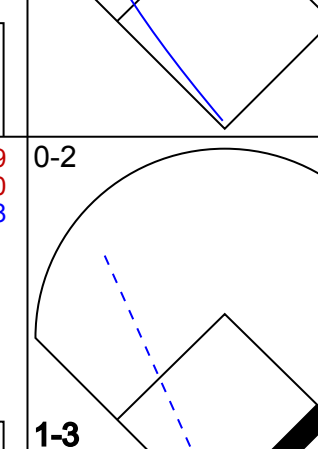
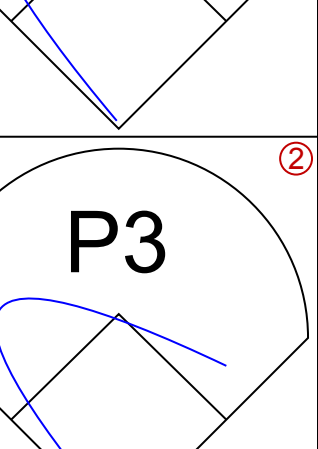
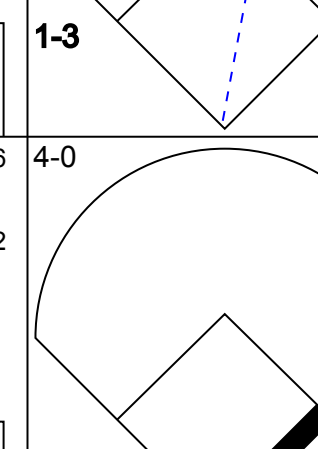
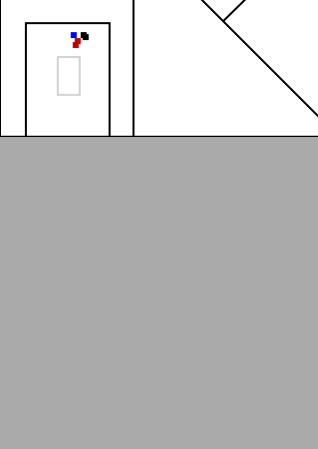


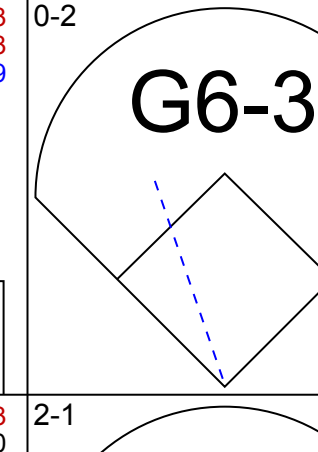

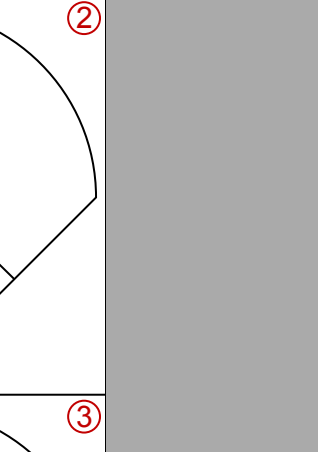


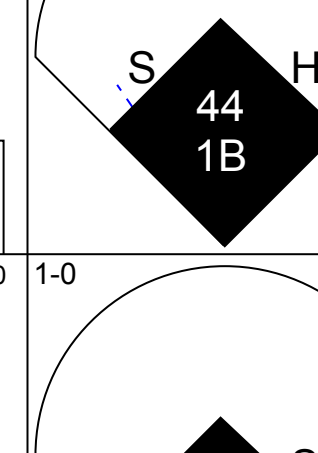
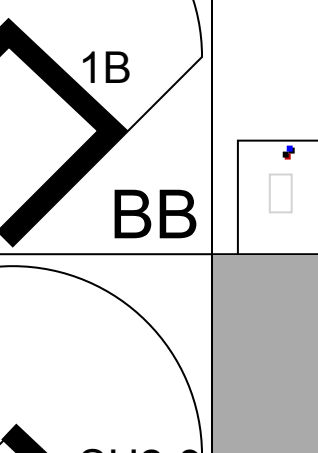
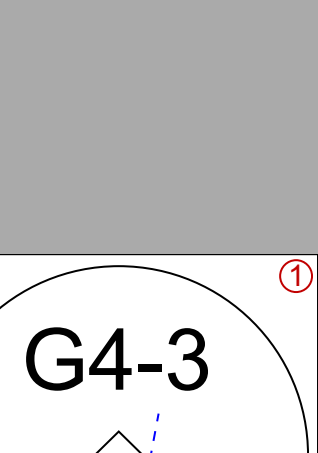



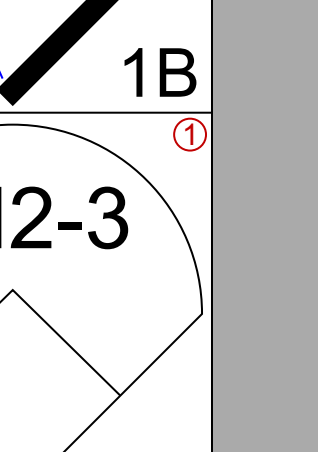
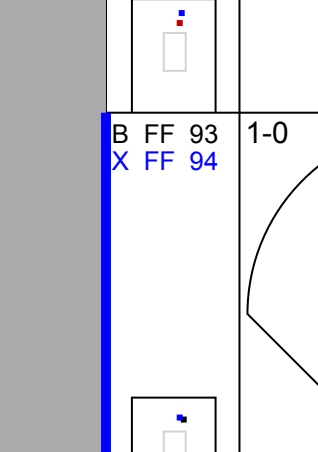

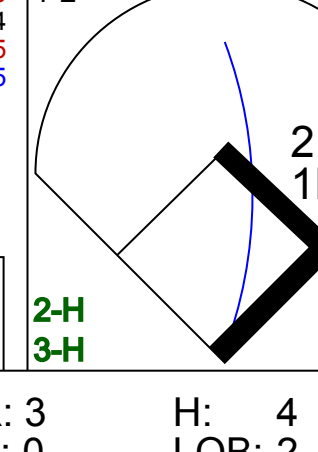



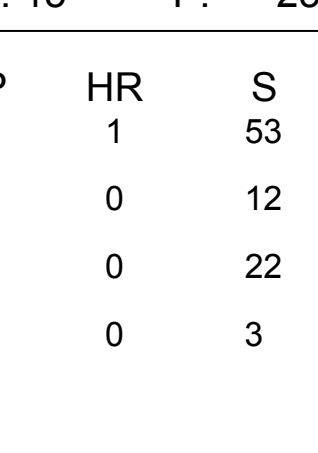
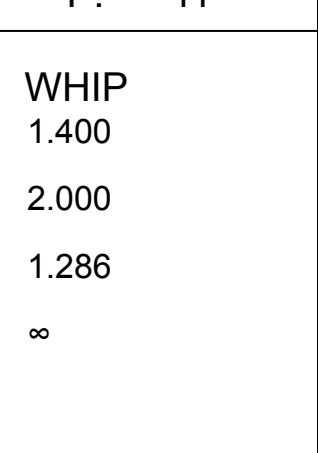

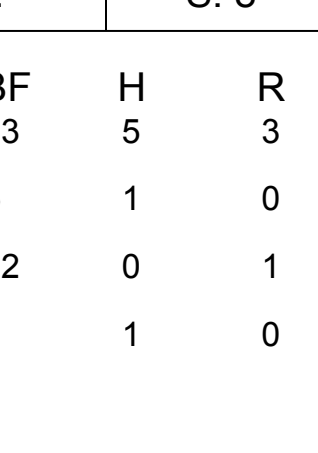
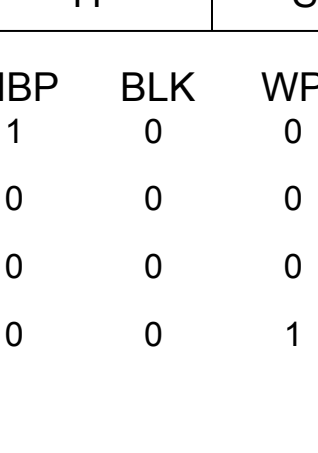
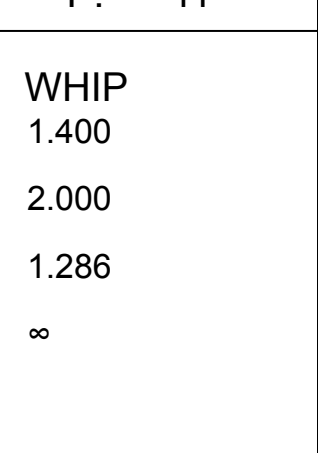





Batter	1	2	3	4	5	6	7	8	9	AB	R	H	RBI	BB	SO	LOB	BOTTOM										
21 Michael Bourn, L OBP: 0.275, SLG: 0.315										4	0	0	0	1	1	4	Washington Nationals @ Houston Astros Minute Maid Park, Houston, TX Tue May 06 2008, 7:05 PM CDT Att: 30,335 - Partly Cloudy - 79 F										
3 Kazuo Matsui, S OBP: 0.338, SLG: 0.403										5	1	1	0	0	0	2											
10 Miguel Tejada, R OBP: 0.379, SLG: 0.565										5	1	1	0	0	0	3											
17 Lance Berkman, S OBP: 0.428, SLG: 0.731										5	4	5	1	0	0	0											
45 Carlos Lee, R OBP: 0.333, SLG: 0.541										4	0	3	3	1	0	1											
22 José Cruz Jr., S OBP: 0.250, SLG: 0.121										0	0	0	0	0	0	0											
9 Hunter Pence, R OBP: 0.288, SLG: 0.432										4	0	1	1	1	1	4											
Ty Wigginton, R OBP: 0.275, SLG: 0.333										3	0	0	0	1	1	3											
46 J.R. Towles, R OBP: 0.318, SLG: 0.386										2	0	0	0	2	1	2											
Shawn Chacon, R OBP: 0.333, SLG: 0.231										1	0	1	0	1	0	0											
2 Darin Erstad, L OBP: 0.313, SLG: 0.383										1	0	0	0	0	0	2											
26 Doug Brocail, L ERA: 4.5										0	0	0	0	0	0	0											
47 Jose Valverde, R ERA: 4.19										0	0	0	0	0	0	0											
Inning Stats	R: 0 H: 0 E: 0 K: 0 S: 7	H: 3 LOB: 3 BB: 1 P: 14	R: 1 H: 3 E: 0 K: 1 S: 17	H: 3 LOB: 3 BB: 1 P: 32	R: 1 H: 2 E: 0 K: 0 S: 9	H: 2 LOB: 1 BB: 1 P: 15	R: 0 H: 0 E: 1 K: 0 S: 6	H: 0 LOB: 1 BB: 1 P: 12	R: 1 H: 3 E: 1 K: 1 S: 12	H: 3 LOB: 2 BB: 0 P: 21	R: 0 H: 0 E: 0 K: 1 S: 14	H: 0 LOB: 2 BB: 2 P: 27	R: 1 H: 1 E: 0 K: 0 S: 9	H: 1 LOB: 2 BB: 2 P: 23	R: 2 H: 3 E: 0 K: 1 S: 15	H: 3 LOB: 1 BB: 0 P: 20	1B: 7 2B: 5 3B: 0 HR: 0	SF: 0 SAC: 1 DP: 1 HBP: 0	WP: 0 PB: 0 SB: 0 CS: 0	PA: 42							
PITCHER	IP	WLS	BF	H	R	ER	SO	BB	IBB	HBP	BLK	WP	HR	S	P	ERA	WHIP										
41 Shawn Hill, R ERA: 3.86	5.1		27	8	3	3	3	3	1	0	0	0	0	7	14	0.00	1.500										
Jesus Colome, R ERA: 3.15	0.2		3	0	0	0	0	1	0	0	0	0	0	7	14	0.00	1.500										
52 Saul Rivera, R ERA: 4.5	1.0	B	6	1	1	1	0	2	0	0	1	0	0	9	23	9.00	3.000										
Luis Ayala, R ERA: 4.19	1.0	L	6	3	2	2	1	0	0	0	0	0	0	15	20	18.00	3.000										

AB	34
R	5
H	9
RBI	5
BB	4
SO	9
LOB	9



AB	34
R	6
H	12
RBI	5
BB	7
SO	4
LOB	21

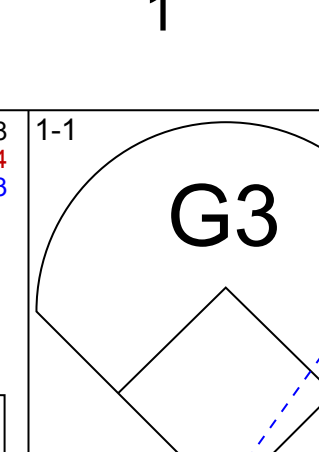
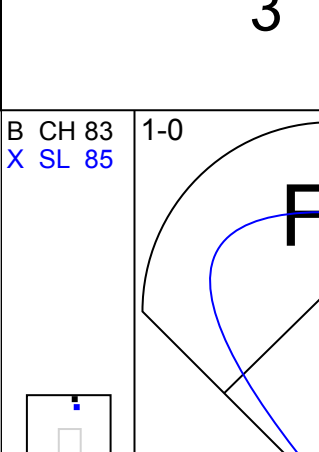
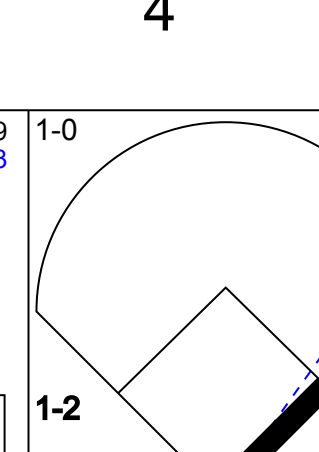
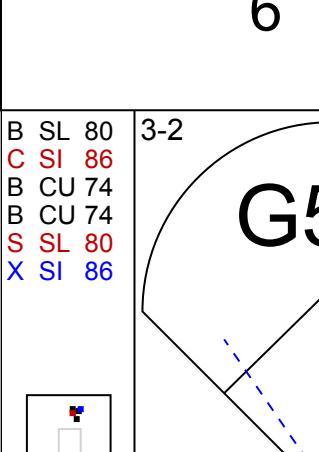
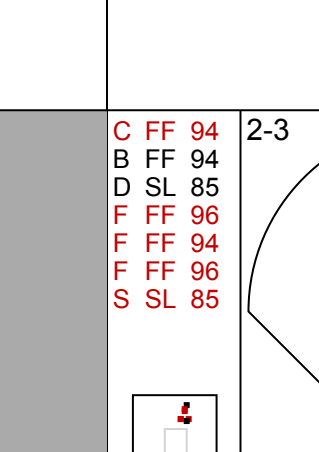
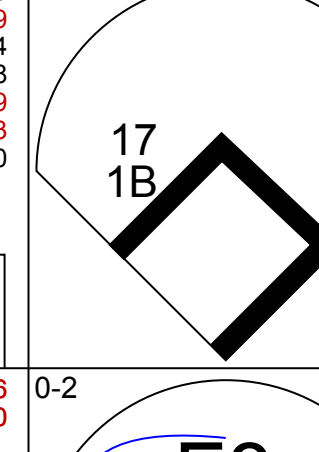
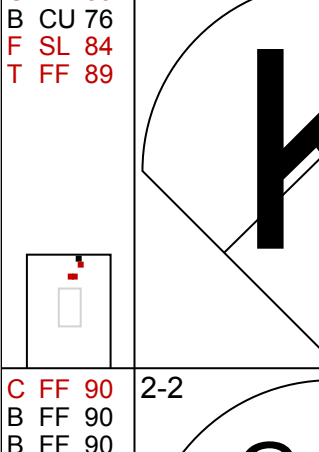
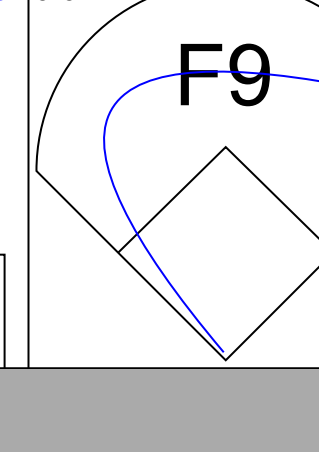
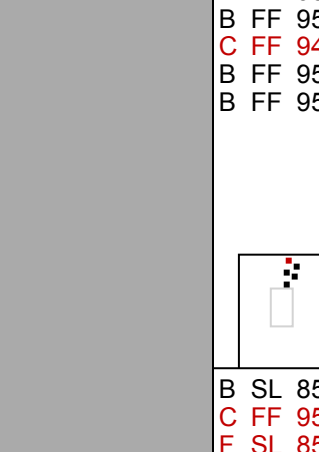

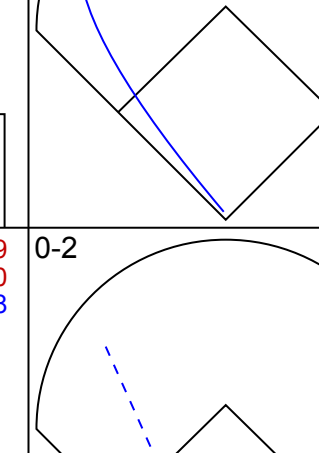
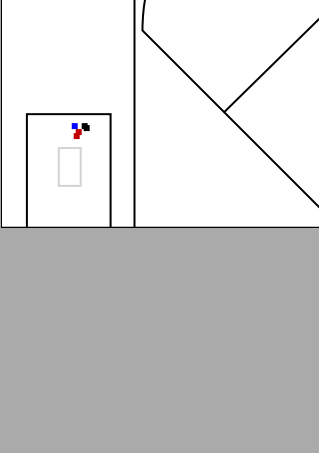
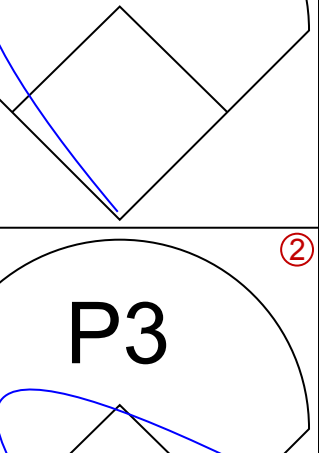
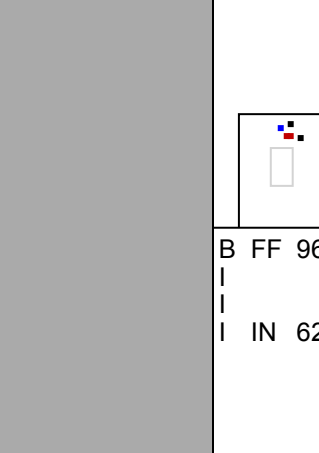
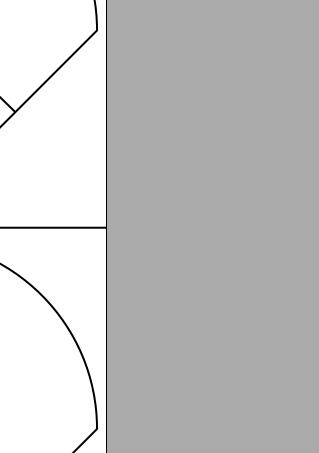
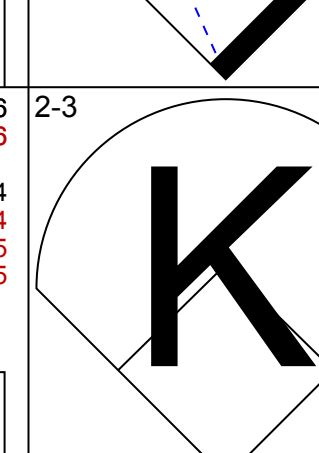
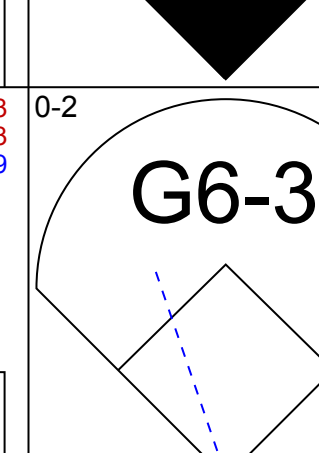
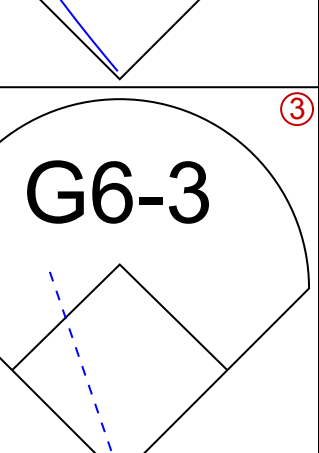
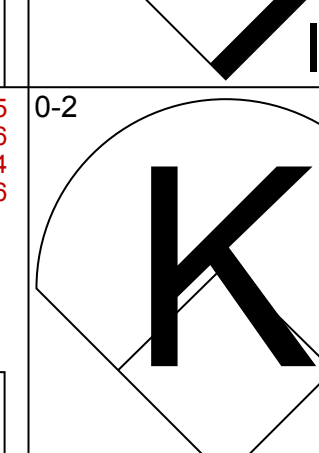

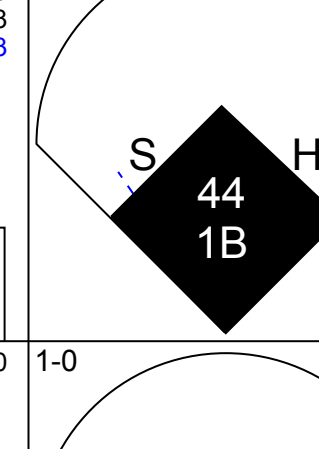

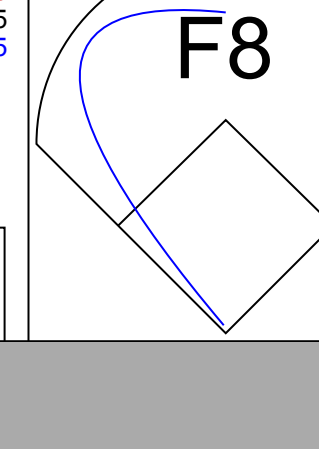
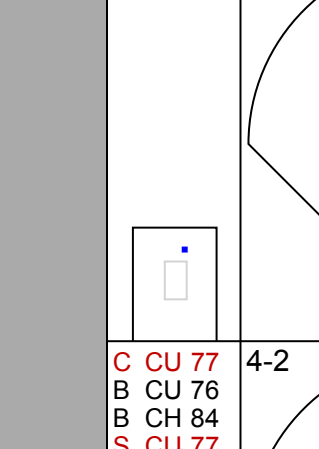
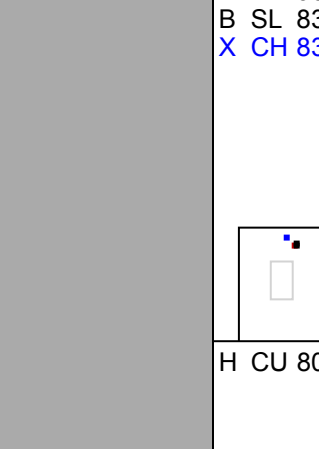

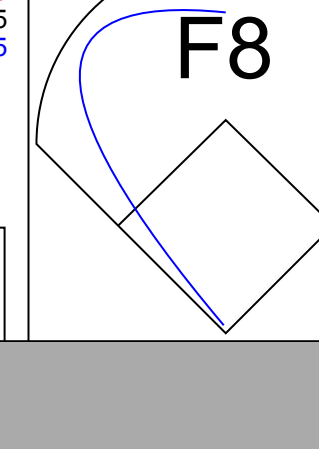
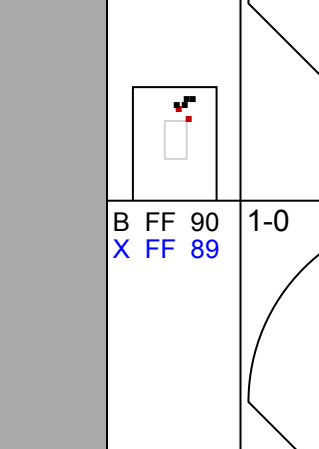
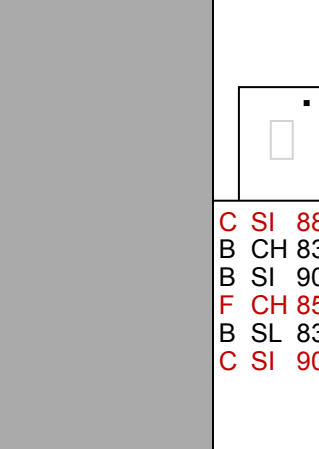


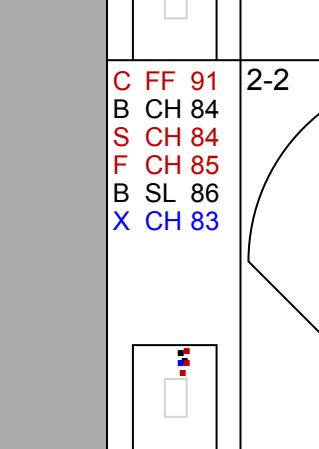
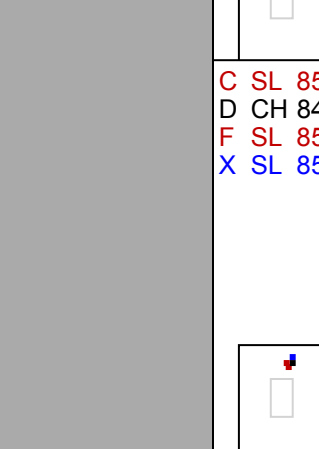


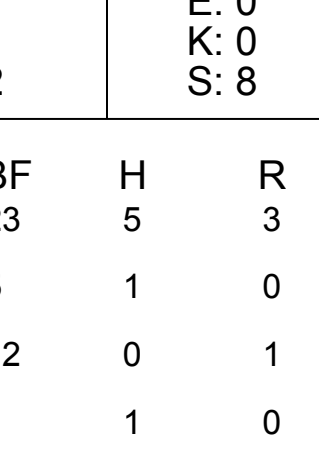
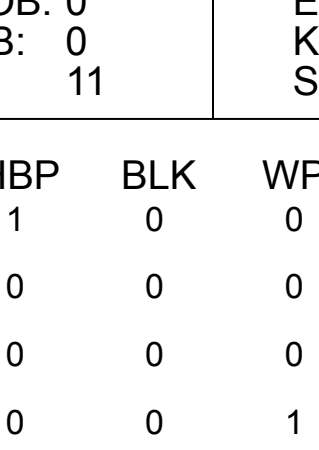
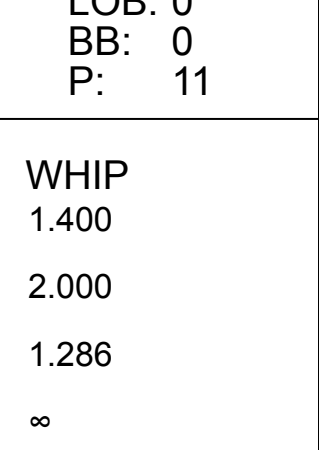
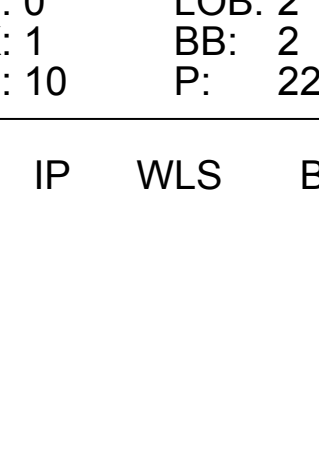






Batter	1	2	3	4	5	6	7	8	9	AB	R	H	RBI	BB	SO	LOB	TOP											
Felipe Lopez, S OBP: 0.339, SLG: 0.343										4	0	2	0	0	1	0												
15 Cristian Guzman, S OBP: 0.325, SLG: 0.455										4	1	1	0	0	0	1												
11 Ryan Zimmerman, R OBP: 0.270, SLG: 0.399										4	2	3	3	0	1	1												
24 Nick Johnson, L OBP: 0.405, SLG: 0.447										3	0	0	0	1	2	1												
44 Lastings Milledge, R OBP: 0.321, SLG: 0.352										3	0	0	0	0	1	1												
25 Austin Kearns, R OBP: 0.274, SLG: 0.314										4	0	0	0	0	1	1												
16 Paul Lo Duca, R OBP: 0.289, SLG: 0.280										2	0	0	0	0	1	1												
23 Wil Nieves, R OBP: 0.441, SLG: 0.500										2	0	0	0	0	2	0												
26 Wily Mo Peña, R OBP: 0.274, SLG: 0.265										4	0	1	0	0	1	0												
Jesus Colome, R OBP: 0.333, SLG: 0.325										0	0	0	0	0	0	0												
45 Odalis Perez, L OBP: 0.154, SLG: 0.154										2	0	0	0	0	1	0												
54 Michael O'Connor, L OBP: 0.272, SLG: 0.310										5	0	1	0	0	1	3												
3 Kazuo Matsui, S OBP: 0.354, SLG: 0.391										2	1	0	0	3	1	2												
10 Miguel Tejada, R OBP: 0.366, SLG: 0.544										5	0	0	0	0	1	3												
17 Lance Berkman, S OBP: 0.441, SLG: 0.754										3	1	2	1	2	0	0												
45 Carlos Lee, R OBP: 0.328, SLG: 0.528										5	0	1	1	0	2	4												
9 Hunter Pence, R OBP: 0.295, SLG: 0.430										3	1	1	0	1	0	2												
Ty Wigginton, R OBP: 0.318, SLG: 0.342										2	1	1	0	1	0	0												
Brad Ausmus, R OBP: 0.194, SLG: 0.278										2	0	0	0	0	1	3												
2 Darrin Erstad, L OBP: 0.309, SLG: 0.375										1	0	0	0	0	0	0												
46 J.R. Towles, R OBP: 0.318, SLG: 0.386										0	0	0	0	0	0	0												
44 Roy Oswalt, R OBP: 0.235, SLG: 0.235										3	0	1	2	0	0	3												
26 Doug Brocail, L OBP: 0.268, SLG: 0.121										0	0	0	0	0	0	0												
22 José Cruz Jr., S OBP: 0.288, SLG: 0.121										0	0	0	0	1	0	0												
47 Jose Valverde, R ERA: 3.15										0	0	0	0	0	0	0												
Inning Stats	R: 2 E: 0 K: 3 S: 13	H: 2 LOB: 0 BB: 0 P: 18	R: 0 E: 0 K: 3 S: 10	H: 0 LOB: 0 BB: 0 P: 15	R: 0 E: 0 K: 2 S: 12	H: 1 LOB: 1 BB: 0 P: 16	R: 0 E: 0 K: 0 S: 10	H: 0 LOB: 0 BB: 0 P: 15	R: 0 E: 0 K: 0 S: 4	H: 0 LOB: 0 BB: 0 P: 5	R: 1 E: 0 K: 0 S: 9	H: 1 LOB: 0 BB: 0 P: 11	R: 0 E: 0 K: 1 S: 9	H: 2 LOB: 2 BB: 1 P: 17	R: 0 E: 0 K: 1 S: 9	H: 1 LOB: 1 BB: 0 P: 17	R: 0 E: 0 K: 1 S: 13	H: 0 LOB: 0 BB: 0 P: 16	1B: 3 2B: 2 3B: 0 HR: 2	SF: 0 SAC: 1 DP: 0 HBP: 0	WP: 0 PB: 0 SB: 0 CS: 0	PA: 35						
PITCHER	IP: 7.0 ERA: 5.33	WLS: 28 BF: 6	H: 6 R: 3 ER: 3 SO: 9	BB: 2 IBB: 0 HBP: 0 BLK: 0	WP: 0 HR: 2 S: 67 P: 97	ERA: 3.86 WHIP: 1.143	PITCHER										IP: 7.0 ERA: 4.74	WLS: 3 BF: 4	H: 1 R: 0 ER: 0 SO: 1	BB: 0 IBB: 0 HBP: 0 BLK: 0	WP: 0 HR: 0 S: 17 P: 16	ERA: 0.00 WHIP: 0.000	IP: 7.0 ERA: 4.74	WLS: 3 BF: 4	H: 1 R: 0 ER: 0 SO: 1	BB: 0 IBB: 0 HBP: 0 BLK: 0	WP: 0 HR: 0 S: 17 P: 16	ERA: 0.00 WHIP: 0.000

Washington Nationals @ Houston Astros
Minute Maid Park, Houston, TX
Wed May 07 2008, 7:05 PM CDT
Att: 30,432 - Roof Closed - 74 F

AB 32
R 3
H 7
RBI 3
BB 2
SO 11
LOB 6



Batter	1	2	3	4	5	6	7	8	9	AB	R	H	RBI	BB	SO	LOB	BOTTOM											
21 Michael Bourn, L OBP: 0.272, SLG: 0.310										5	0	1	0	0	1	3												
3 Kazuo Matsui, S OBP: 0.354, SLG: 0.391										2	1	0	0	3	1	2												
10 Miguel Tejada, R OBP: 0.366, SLG: 0.544										5	0	0	0	0	1	3												
17 Lance Berkman, S OBP: 0.441, SLG: 0.754										3	1	2	1	2	0	0												
45 Carlos Lee, R OBP: 0.328, SLG: 0.528										5	0	1	1	0	2	4												
9 Hunter Pence, R OBP: 0.295, SLG: 0.430										3	1	1	0	1	0	2												
Ty Wigginton, R OBP: 0.318, SLG: 0.342										2	1	1	0	1	0	0												
Brad Ausmus, R OBP: 0.194, SLG: 0.278										2	0	0	0	0	1	3												
2 Darrin Erstad, L OBP: 0.309, SLG: 0.375										1	0	0	0	0	0	0												
46 J.R. Towles, R OBP: 0.318, SLG: 0.386										0	0	0	0	0	0	0												
44 Roy Oswalt, R OBP: 0.235, SLG: 0.235										3	0	1	2	0	0	3												
26 Doug Brocail, L OBP: 0.268, SLG: 0.121										0	0	0	0	0	0	0												
22 José Cruz Jr., S OBP: 0.288, SLG: 0.121										0	0	0	0	1	0	0												
47 Jose Valverde, R ERA: 3.15										0	0	0	0	0	0	0												
Inning Stats	R: 0 E: 0 K: 1 S: 15	H: 1 LOB: 2 BB: 1 P: 22	R: 0 E: 0 K: 0 S: 8	H: 0 LOB: 1 BB: 1 P: 15	R: 0 E: 0 K: 1 S: 7	H: 0 LOB: 0 BB: 0 P: 11	R: 3 E: 0 K: 1 S: 15	H: 4 LOB: 2 BB: 0 P: 25	R: 0 E: 0 K: 0 S: 8	H: 0 LOB: 0 BB: 0 P: 11	R: 0 E: 0 K: 0 S: 12	H: 1 LOB: 2 BB: 1 P: 24	R: 0 E: 0 K: 1 S: 10	H: 0 LOB: 2 BB: 2 P: 22	R: 0 E: 0 K: 1 S: 9	H: 0 LOB: 1 BB: 1 P: 16	R: 1 E: 0 K: 1 S: 6	H: 1 LOB: 2 BB: 2 P: 16	1B: 6 2B: 0 3B: 0 HR: 1	SF: 0 SAC: 1 DP: 0 HBP: 1	WP: 1 PB: 0 SB: 4 CS: 0	PA: 41						
PITCHER	IP: 5.0 ERA: 3.43	WLS: 5 BF: 1	H: 3 R: 3 ER: 3 SO: 3	BB: 2 IBB: 0 HBP: 0 BLK: 0	WP: 0 HR: 1 S: 53 P: 24	ERA: 0.00 WHIP: 2.000	PITCHER										IP: 5.0 ERA: 3.15	WLS: 12 BF: 12	H: 1 R: 1 ER: 2 SO: 5	BB: 2 IBB: 0 HBP: 0 BLK: 0	WP: 0 HR: 0 S: 50 P: 50	ERA: 3.86 WHIP: 1.286	IP: 5.0 ERA: 3.15	WLS: 12 BF: 12	H: 1 R: 1 ER: 2 SO: 5	BB: 2 IBB: 0 HBP: 0 BLK: 0	WP: 0 HR: 0 S: 50 P: 50	ERA: 3.86 WHIP: 1.286

Washington Nationals @ Houston Astros
Minute Maid Park, Houston, TX
Wed May 07 2008, 7:05 PM CDT
Att: 30,432 - Roof Closed - 74 F

AB 31
R 4
H 7
RBI 4
BB 8
SO 6
LOB 20



Batter	1	2	3	4	5	6	7	8	9	AB	R	H	RBI	BB	SO	LOB	TOP							
22 Willie Harris, L (1.8)										4	1	1	1	1	2	3	Washington Nationals @ Houston Astros Minute Maid Park, Houston, TX Thu May 08 2008, 7:05 PM CDT Att: 33,433 - Partly Cloudy - 87 F							
15 Cristian Guzman, S (1.6)										5	3	2	0	0	1	2								
11 Ryan Zimmerman, R (1.5)										5	2	3	0	0	2	1								
24 Nick Johnson, L (1.3)										3	0	1	1	2	0	2								
25 Austin Kearns, R (1.9)										4	1	1	2	1	1	2								
10 Ronnie Belliard, R (1.4)										4	0	0	0	0	2	4								
Rob Mackowiak, L (1.7)										4	1	2	2	0	1	3								
23 Wil Nieves, R (1.2)										4	0	1	0	0	1	3								
31 John Lannan, L (1.1)										2	0	0	0	0	1	0								
8 Aaron Boone, R (7. PH)										1	0	1	0	0	0	0								
52 Saul Rivera, S (7.1)										0	0	0	0	0	0	0								
26 Willy Mo Peña, R (8. PH)										0	0	0	0	0	0	0								
Luis Ayala, R (8.1)										0	0	0	0	0	0	0								
Jon Rauch, R (9.1)										0	0	0	0	0	0	0								
Inning Stats	R: 1 E: 0 K: 1 S: 8	H: 1 LOB: 1 BB: 1 P: 14	R: 0 E: 0 K: 0 S: 8	H: 1 LOB: 0 BB: 0 P: 11	R: 1 E: 0 K: 3 S: 13	H: 1 LOB: 0 BB: 0 P: 16	R: 0 E: 0 K: 3 S: 11	H: 0 LOB: 1 BB: 1 P: 19	R: 0 E: 0 K: 2 S: 10	H: 0 LOB: 0 BB: 0 P: 16	R: 2 E: 0 K: 0 S: 11	H: 3 LOB: 2 BB: 1 P: 22	R: 0 E: 0 K: 0 S: 6	H: 1 LOB: 0 BB: 0 P: 10	R: 3 E: 1 K: 2 S: 19	H: 3 LOB: 2 BB: 2 P: 37	R: 1 E: 0 K: 0 S: 9	H: 2 LOB: 0 BB: 0 P: 14	1B: 8 2B: 3 3B: 0 HR: 2	SF: 0 SAC: 0 DP: 3 HBP: 0	WP: 1 PB: 0 CS: 0 SB: 0	PA: 41		
PITCHER	IP WLS BF H R ER SO BB IBB HBP BLK WP HR S P ERA WHIP	6.0 L 26 6 4 4 9 3 0 0 0 0 1 61 98 6.00 1.500	1.0 0 8 3 3 2 2 0 0 0 0 1 19 37 27.00 5.000	1.0 4 2 1 1 0 0 0 0 0 0 0 9 14 9.00 2.000																				

AB	36
R	8
H	12
RBI	6
BB	5
SO	11
LOB	20



Batter	1	2	3	4	5	6	7	8	9	AB	R	H	RBI	BB	SO	LOB	BOTTOM						
21 Michael Bourn, L (1.8)										4	0	1	0	1	2	1	Washington Nationals @ Houston Astros Minute Maid Park, Houston, TX Thu May 08 2008, 7:05 PM CDT Att: 33,433 - Partly Cloudy - 87 F						
3 Kazuo Matsui, S (1.4)										5	0	0	0	0	1	3							
10 Miguel Tejada, R (1.6)										4	2	2	0	0	0	2							
17 Lance Berkman, S (1.3)										3	1	2	0	1	0	1							
45 Carlos Lee, R (1.7)										4	0	2	1	0	0	2							
9 Hunter Pence, R (1.9)										4	0	1	1	0	1	4							
Ty Wigginton, R (1.5)										4	0	1	1	0	0	4							
46 J.R. Towles, R (1.2)										3	0	0	0	0	0	3							
22 José Cruz Jr., S (8. PH)										1	0	0	0	0	1	1							
53 Wesley Wright, R (9.1)										0	0	0	0	0	0	0							
41 Brandon Backe, R (1.1)										2	0	1	0	0	0	0							
48 Tim Lincecum, L (7.1)										0	0	0	0	0	0	0							
2 Darin Erstad, L (7. PH)										1	0	0	0	0	0	0							
Oscar Villarreal, L (8.1)										0	0	0	0	0	0	0							
Brad Ausmus, R (9.2)										1	0	0	0	0	0	0							
Inning Stats	R: 0 E: 0 K: 1 S: 8	H: 0 LOB: 1 BB: 1 P: 19	R: 0 E: 0 K: 1 S: 9	H: 1 LOB: 0 BB: 0 P: 15	R: 0 E: 0 K: 0 S: 4	H: 0 LOB: 0 BB: 0 P: 7	R: 0 E: 0 K: 0 S: 11	H: 3 LOB: 2 BB: 0 P: 19	R: 0 E: 0 K: 1 S: 11	H: 1 LOB: 1 BB: 0 P: 16	R: 0 E: 0 K: 0 S: 11	H: 2 LOB: 1 BB: 0 P: 17	R: 0 E: 0 K: 0 S: 9	H: 1 LOB: 1 BB: 0 P: 11	R: 2 E: 0 K: 1 S: 22	H: 2 LOB: 1 BB: 1 P: 34	R: 0 E: 0 K: 1 S: 5	H: 0 LOB: 0 BB: 0 P: 6	1B: 9 2B: 1 3B: 0 HR: 0	SF: 0 SAC: 0 DP: 1 HBP: 0	WP: 0 PB: 0 CS: 0 SB: 0	PA: 38	
PITCHER	IP WLS BF H R ER SO BB IBB HBP BLK WP HR S P ERA WHIP	6.0 W 25 7 1 1 3 1 0 0 0 0 0 9 11 0.00 1.000	1.0 H 4 1 0 0 0 0 0 0 0 0 0 0 22 34 18.00 3.000	1.0 6 2 2 2 1 1 0 0 0 0 0 0 5 6 0.00 0.000																			

AB	36
R	3
H	10
RBI	3
BB	2
SO	5
LOB	21



Batter	1	2	3	4	5	6	7	8	9	AB	R	H	RBI	BB	SO	LOB	TOP							
12 Cody Ross, R OBP: 0.200, SLG: 0.267										4	1	1	0	1	1	3	Florida Marlins @ Washington Nationals Nationals Park, Washington, DC Fri May 09 2008, 7:35 PM EDT Att: 23,379 - Cloudy - 60 F							
27 Jeremy Hermida, L OBP: 0.342, SLG: 0.440										4	2	1	0	1	1	2								
2 Hanley Ramirez, R OBP: 0.421, SLG: 0.569										3	2	1	1	1	1	1								
3 Jorge Cantu, R OBP: 0.338, SLG: 0.481										4	0	2	2	0	0	2								
6 Dan Uggla, R OBP: 0.347, SLG: 0.550										3	1	1	0	1	2	1								
Luis Gonzalez, L OBP: 0.388, SLG: 0.455										4	1	1	3	0	0	3								
18 Wes Helms, R OBP: 0.260, SLG: 0.277										4	0	1	0	0	0	0								
20 Matt Treanor, R OBP: 0.355, SLG: 0.375										4	0	1	1	0	0	0								
47 Ricky Nolasco, R OBP: 0.182, SLG: 0.190										1	0	0	0	0	0	0								
35 Doug Waechter, R ERA: 2.03										0	0	0	0	0	0	0								
32 Justin Miller, R ERA: 2.6										0	0	0	0	0	0	0								
25 Brett Carroll, R ERA: 0.73										0	0	0	0	0	0	0								
37 Renyel Pinto, L ERA: 3.09										0	0	0	0	0	0	0								
Kevin Gregg, R ERA: 3.09										0	0	0	0	0	0	0								
Inning Stats	R: 1 E: 0 K: 1 S: 14	H: 1 LOB: 0 BB: 0 P: 22	R: 0 E: 0 K: 1 S: 10	H: 0 LOB: 0 BB: 0 P: 18	R: 0 E: 0 K: 0 S: 7	H: 0 LOB: 0 BB: 0 P: 8	R: 2 E: 0 K: 1 S: 15	H: 2 LOB: 1 BB: 2 P: 22	R: 0 E: 0 K: 0 S: 9	H: 0 LOB: 1 BB: 1 P: 16	R: 4 E: 0 K: 1 S: 17	H: 4 LOB: 2 BB: 2 P: 34	R: 0 E: 0 K: 0 S: 15	H: 0 LOB: 0 BB: 0 P: 23	R: 0 E: 0 K: 0 S: 7	H: 0 LOB: 0 BB: 0 P: 12	R: 0 E: 0 K: 1 S: 6	H: 0 LOB: 1 BB: 1 P: 13	1B: 7 2B: 2 3B: 0 HR: 0	SF: 1 SAC: 1 DP: 1 HBP: 0	WP: 0 PB: 0 SB: 1 CS: 0	PA: 39		
PITCHER	IP WLS BF H R ER SO BB IBB HBP BLK WP HR S P ERA WHIP	IP WLS BF H R ER SO BB IBB HBP BLK WP HR S P ERA WHIP	IP WLS BF H R ER SO BB IBB HBP BLK WP HR S P ERA WHIP	IP WLS BF H R ER SO BB IBB HBP BLK WP HR S P ERA WHIP	IP WLS BF H R ER SO BB IBB HBP BLK WP HR S P ERA WHIP	IP WLS BF H R ER SO BB IBB HBP BLK WP HR S P ERA WHIP	IP WLS BF H R ER SO BB IBB HBP BLK WP HR S P ERA WHIP	IP WLS BF H R ER SO BB IBB HBP BLK WP HR S P ERA WHIP	IP WLS BF H R ER SO BB IBB HBP BLK WP HR S P ERA WHIP	IP WLS BF H R ER SO BB IBB HBP BLK WP HR S P ERA WHIP	IP WLS BF H R ER SO BB IBB HBP BLK WP HR S P ERA WHIP	IP WLS BF H R ER SO BB IBB HBP BLK WP HR S P ERA WHIP	IP WLS BF H R ER SO BB IBB HBP BLK WP HR S P ERA WHIP	IP WLS BF H R ER SO BB IBB HBP BLK WP HR S P ERA WHIP	IP WLS BF H R ER SO BB IBB HBP BLK WP HR S P ERA WHIP	IP WLS BF H R ER SO BB IBB HBP BLK WP HR S P ERA WHIP	IP WLS BF H R ER SO BB IBB HBP BLK WP HR S P ERA WHIP	IP WLS BF H R ER SO BB IBB HBP BLK WP HR S P ERA WHIP	IP WLS BF H R ER SO BB IBB HBP BLK WP HR S P ERA WHIP	IP WLS BF H R ER SO BB IBB HBP BLK WP HR S P ERA WHIP	IP WLS BF H R ER SO BB IBB HBP BLK WP HR S P ERA WHIP	IP WLS BF H R ER SO BB IBB HBP BLK WP HR S P ERA WHIP	IP WLS BF H R ER SO BB IBB HBP BLK WP HR S P ERA WHIP	IP WLS BF H R ER SO BB IBB HBP BLK WP HR S P ERA WHIP

AB	32
R	7
H	9
RBI	7
BB	5
SO	5
LOB	12



Batter	1	2	3	4	5	6	7	8	9	AB	R	H	RBI	BB	SO	LOB	BOTTOM							
Felipe Lopez, S OBP: 0.325, SLG: 0.327										5	0	0	0	0	0	2	Florida Marlins @ Washington Nationals Nationals Park, Washington, DC Fri May 09 2008, 7:35 PM EDT Att: 23,379 - Cloudy - 60 F							
15 Cristian Guzman, S OBP: 0.329, SLG: 0.455										5	1	2	1	0	0	0								
11 Ryan Zimmerman, R OBP: 0.278, SLG: 0.395										4	0	0	0	1	1	1								
24 Nick Johnson, L OBP: 0.415, SLG: 0.455										4	1	2	1	0	1	0								
44 Lastings Milledge, R OBP: 0.333, SLG: 0.359										3	0	2	0	1	0	0								
25 Austin Kearns, R OBP: 0.327, SLG: 0.305										3	0	0	0	1	2	4								
26 Willy Mo Peña, R OBP: 0.286, SLG: 0.257										2	0	0	1	1	1	1								
47 Matt Chico, L OBP: 0.167, SLG: 0.167										0	0	0	0	0	0	0								
8 Aaron Boone, R OBP: 0.356, SLG: 0.475										1	0	0	0	0	1	0								
36 Joel Hanrahan, R ERA: 3.09										0	0	0	0	0	0	0								
23 Wil Nieves, R OBP: 0.405, SLG: 0.447										4	1	1	0	0	0	4								
Tim Redding, R OBP: 0.167, SLG: 0.250										1	0	0	0	0	1	0								
Jesus Colome, R ERA: 2.03										0	0	0	0	0	0	0								
34 Elijah Dukes, R ERA: 2.6										2	0	0	0	0	2	1								
Inning Stats	R: 0 E: 0 K: 1 S: 7	H: 0 LOB: 0 BB: 0 P: 9	R: 0 E: 0 K: 2 S: 11	H: 0 LOB: 0 BB: 0 P: 17	R: 0 E: 1 K: 0 S: 7	H: 0 LOB: 1 BB: 0 P: 13	R: 1 E: 0 K: 0 S: 15	H: 2 LOB: 3 BB: 2 P: 28	R: 0 E: 0 K: 1 S: 8	H: 1 LOB: 1 BB: 0 P: 10	R: 0 E: 0 K: 2 S: 11	H: 1 LOB: 1 BB: 0 P: 16	R: 2 E: 0 K: 1 S: 16	H: 3 LOB: 3 BB: 2 P: 32	R: 0 E: 0 K: 2 S: 9	H: 0 LOB: 0 BB: 0 P: 15	R: 0 E: 0 K: 0 S: 9	H: 0 LOB: 0 BB: 0 P: 17	1B: 6 2B: 1 3B: 0 HR: 0	SF: 0 SAC: 1 DP: 0 HBP: 0	WP: 0 PB: 0 SB: 0 CS: 0	PA: 39		
PITCHER	IP WLS BF H R ER SO BB IBB HBP BLK WP HR S P ERA WHIP	IP WLS BF H R ER SO BB IBB HBP BLK WP HR S P ERA WHIP	IP WLS BF H R ER SO BB IBB HBP BLK WP HR S P ERA WHIP	IP WLS BF H R ER SO BB IBB HBP BLK WP HR S P ERA WHIP	IP WLS BF H R ER SO BB IBB HBP BLK WP HR S P ERA WHIP	IP WLS BF H R ER SO BB IBB HBP BLK WP HR S P ERA WHIP	IP WLS BF H R ER SO BB IBB HBP BLK WP HR S P ERA WHIP	IP WLS BF H R ER SO BB IBB HBP BLK WP HR S P ERA WHIP	IP WLS BF H R ER SO BB IBB HBP BLK WP HR S P ERA WHIP	IP WLS BF H R ER SO BB IBB HBP BLK WP HR S P ERA WHIP	IP WLS BF H R ER SO BB IBB HBP BLK WP HR S P ERA WHIP	IP WLS BF H R ER SO BB IBB HBP BLK WP HR S P ERA WHIP	IP WLS BF H R ER SO BB IBB HBP BLK WP HR S P ERA WHIP	IP WLS BF H R ER SO BB IBB HBP BLK WP HR S P ERA WHIP	IP WLS BF H R ER SO BB IBB HBP BLK WP HR S P ERA WHIP	IP WLS BF H R ER SO BB IBB HBP BLK WP HR S P ERA WHIP	IP WLS BF H R ER SO BB IBB HBP BLK WP HR S P ERA WHIP	IP WLS BF H R ER SO BB IBB HBP BLK WP HR S P ERA WHIP	IP WLS BF H R ER SO BB IBB HBP BLK WP HR S P ERA WHIP	IP WLS BF H R ER SO BB IBB HBP BLK WP HR S P ERA WHIP	IP WLS BF H R ER SO BB IBB HBP BLK WP HR S P ERA WHIP	IP WLS BF H R ER SO BB IBB HBP BLK WP HR S P ERA WHIP	IP WLS BF H R ER SO BB IBB HBP BLK WP HR S P ERA WHIP	IP WLS BF H R ER SO BB IBB HBP BLK WP HR S P ERA WHIP



Batter	1	2	3	4	5	6	7	8	9	AB	R	H	RBI	BB	SO	LOB	TOP					
Felipe Lopez, S OBP: 0.336, SLG: 0.328										5	0	2	1	1	2	1	Washington Nationals @ New York Mets Shea Stadium, Flushing, NY Mon May 12 2008, 7:10 PM EDT Att: 45,321 - Cloudy - 54 F					
15 Cristian Guzman, S OBP: 0.322, SLG: 0.448										6	0	1	0	0	0	8						
11 Ryan Zimmerman, R OBP: 0.275, SLG: 0.384										5	1	1	0	0	2	3						
24 Nick Johnson, L OBP: 0.420, SLG: 0.443										3	3	1	1	2	0	0						
44 Lastings Milledge, R OBP: 0.325, SLG: 0.345										4	1	1	2	1	2	4						
25 Austin Kearns, R OBP: 0.312, SLG: 0.289										5	0	0	0	0	1	7						
Rob Mackowiak, L 52 Saul Rivera, S										2	2	0	1	2	2	1						
3 Jesus Flores, R										3	2	1	2	1	2	1						
45 Odalis Perez, L 49 Chris Schroder, R										3	1	3	2	0	0	0						
22 Willie Harris, L 34 Elijah Dukes, R										0	0	0	0	0	0	0						
Inning Stats	R: 0 E: 0 K: 2 S: 14	H: 0 LOB: 0 BB: 0 P: 20	R: 1 E: 1 K: 1 S: 8	H: 0 LOB: 1 BB: 1 P: 16	R: 1 E: 0 K: 1 S: 14	H: 2 LOB: 3 BB: 1 P: 23	R: 1 E: 0 K: 0 S: 9	H: 0 LOB: 2 BB: 2 P: 17	R: 3 E: 0 K: 1 S: 17	H: 3 LOB: 2 BB: 2 P: 32	R: 4 E: 0 K: 1 S: 16	H: 4 LOB: 2 BB: 2 P: 31	R: 0 E: 0 K: 3 S: 9	H: 0 LOB: 0 BB: 0 P: 12	R: 0 E: 0 K: 3 S: 9	H: 0 LOB: 0 BB: 0 P: 15	R: 0 E: 0 K: 3 S: 11	H: 1 LOB: 1 BB: 0 P: 16	1B: 6 2B: 4 3B: 0 HR: 0	SF: 1 DP: 0 HBP: 2	WP: 0 PB: 0 SB: 0 CS: 0	PA: 48
PITCHER	IP WLS BF H R ER SO BB IBB HBP BLK WP HR S P ERA WHIP																					
Nelson Figueroa, R ERA: 5.12	(1, 1) 5.0 L 29 5 6 4 4 4 5 0 2 0 0 0 0 62 108 7.20 2.000																					
Jorge Sosa, R ERA: 7.06	(6, 1) 1.0 9 4 4 4 1 1 1 0 0 0 0 0 16 31 36.00 5.000																					
Duaner Sanchez, R ERA: 6.17	(7, 1) 1.0 3 0 0 0 1 0 0 0 0 0 0 0 9 12 0.00 0.000																					
Joe Smith, R ERA: 2.81	(8, 1) 1.0 3 0 0 0 3 0 0 0 0 0 0 0 9 15 0.00 0.000																					
13 Billy Wagner, L ERA:	(9, 1) 1.0 4 1 0 0 3 0 0 0 0 0 0 0 11 16 0.00 1.000																					
Batter	1	2	3	4	5	6	7	8	9	AB	R	H	RBI	BB	SO	LOB	BOTTOM					
7 José Reyes, S OBP: 0.335, SLG: 0.434										4	0	2	0	1	0	0	Washington Nationals @ New York Mets Shea Stadium, Flushing, NY Mon May 12 2008, 7:10 PM EDT Att: 45,321 - Cloudy - 54 F					
19 Ryan Church, L OBP: 0.384, SLG: 0.533										4	0	1	0	1	1	1						
5 David Wright, R OBP: 0.398, SLG: 0.529										3	2	1	1	2	0	5						
15 Carlos Beltrán, S OBP: 0.377, SLG: 0.444										5	0	2	1	0	1	1						
18 Moises Alou, R OBP: 0.367, SLG: 0.414										5	1	3	0	0	0	1						
21 Carlos Delgado, L OBP: 0.313, SLG: 0.386										5	0	0	0	0	2	6						
Damon Easley, R OBP: 0.286, SLG: 0.358										4	1	2	2	0	0	2						
23 Brian Schneider, L OBP: 0.375, SLG: 0.338										4	0	1	0	0	1	1						
Nelson Figueroa, R ERA: 5.12	(1, 1) 5.0 L 29 5 6 4 4 4 5 0 2 0 0 0 0 62 108 7.20 2.000																					
Jorge Sosa, R ERA: 7.06	(6, 1) 1.0 9 4 4 4 1 1 1 0 0 0 0 0 16 31 36.00 5.000																					
Duaner Sanchez, R ERA: 6.17	(7, 1) 1.0 3 0 0 0 1 0 0 0 0 0 0 0 9 12 0.00 0.000																					
Joe Smith, R ERA: 2.81	(8, 1) 1.0 3 0 0 0 3 0 0 0 0 0 0 0 9 15 0.00 0.000																					
13 Billy Wagner, L ERA:	(9, 1) 1.0 4 1 0 0 3 0 0 0 0 0 0 0 11 16 0.00 1.000																					
Inning Stats	R: 1 E: 0 K: 1 S: 12	H: 2 LOB: 2 BB: 1 P: 18	R: 1 E: 0 K: 1 S: 10	H: 3 LOB: 0 BB: 0 P: 13	R: 1 E: 0 K: 1 S: 13	H: 2 LOB: 1 BB: 0 P: 18	R: 0 E: 0 K: 1 S: 10	H: 1 LOB: 0 BB: 0 P: 14	R: 0 E: 0 K: 0 S: 9	H: 1 LOB: 2 BB: 1 P: 19	R: 0 E: 0 K: 1 S: 7	H: 0 LOB: 0 BB: 0 P: 11	R: 1 E: 0 K: 0 S: 9	H: 2 LOB: 1 BB: 0 P: 15	R: 0 E: 0 K: 0 S: 8	H: 1 LOB: 3 BB: 2 P: 21	R: 0 E: 0 K: 1 S: 9	H: 0 LOB: 0 BB: 0 P: 13	1B: 9 2B: 1 3B: 0 HR: 2	SF: 0 DP: 0 HBP: 0	WP: 0 PB: 0 SB: 1 CS: 1	PA: 42
PITCHER	IP WLS BF H R ER SO BB IBB HBP BLK WP HR S P ERA WHIP																					
45 Odalis Perez, L ERA: 3.71	(1, 1) 6.1 W 31 11 4 4 4 0 2 0 0 0 0 0 66 101 5.68 2.053																					
49 Chris Schroder, R ERA: 2.25	(7, 1) 1.1 6 1 0 0 0 1 0 0 0 0 0 0 10 21 0.00 1.500																					
52 Saul Rivera, R ERA: 4.07	(8, 1) 1.1 5 0 0 0 1 1 0 0 0 0 0 0 11 20 0.00 0.750																					

Batter	1	2	3	4	5	6	7	8	9	AB	R	H	RBI	BB	SO	LOB	TOP					
Felipe Lopez, S (1,4) OBP: 0.311, SLG: 0.317										4	0	0	0	0	1	1	Washington Nationals @ New York Mets Shea Stadium, Flushing, NY Tue May 13 2008, 7:10 PM EDT Att: 46,618 - Partly Cloudy - 66 F					
15 Cristian Guzman, S (1,6) OBP: 0.320, SLG: 0.440										3	1	0	0	1	0	1						
11 Ryan Zimmerman, R (1,5) OBP: 0.274, SLG: 0.399										4	1	1	2	0	1	2						
24 Nick Johnson, L (1,3) OBP: 0.415, SLG: 0.431										3	0	0	0	1	0	1						
44 Lastings Milledge, R (1,8) OBP: 0.317, SLG: 0.536										4	0	0	0	0	3	2						
25 Austin Kearns, R (1,9) OBP: 0.311, SLG: 0.288										4	0	1	0	0	1	3						
34 Elijah Dukes, R (1,7) OBP: 0.125, SLG: 0.133										3	1	1	0	1	0	0						
23 Wil Nieves, R (1,2) OBP: 0.378, SLG: 0.415										3	0	0	0	0	0	3						
10 Ronnie Belliard, R (9,PH) OBP: 0.308, SLG: 0.543										1	0	0	0	0	1	0						
31 John Lannan, L (1,1) OBP: 0.297, SLG: 0.323										2	0	0	0	0	1	2						
Rob Mackowiak, L (7,PH) OBP: 0.297, SLG: 0.323										1	0	0	1	0	0	0						
Luis Ayala, R (7,1) OBP: 0.234, SLG: 0.186										0	0	0	0	0	0	0						
3B Joel Hanrahan, R (8,1) OBP: 0.234, SLG: 0.186										0	0	0	0	0	0	0						
8 Aaron Boone, R (9,PH) OBP: 0.385, SLG: 0.596										1	0	1	0	0	0	0						
Inning Stats	R: 0 E: 0 K: 1 S: 11	H: 0 LOB: 1 BB: 0 P: 15	R: 0 E: 0 K: 1 S: 18	H: 1 LOB: 2 BB: 1 P: 27	R: 2 E: 1 K: 1 S: 17	H: 1 LOB: 0 BB: 0 P: 23	R: 0 E: 0 K: 0 S: 6	H: 0 LOB: 0 BB: 0 P: 9	R: 0 E: 0 K: 1 S: 5	H: 0 LOB: 0 BB: 0 P: 8	R: 0 E: 0 K: 1 S: 21	H: 0 LOB: 0 BB: 0 P: 27	R: 1 E: 0 K: 0 S: 8	H: 1 LOB: 0 BB: 0 P: 12	R: 0 E: 0 K: 1 S: 11	H: 0 LOB: 2 BB: 2 P: 22	R: 0 E: 0 K: 2 S: 12	H: 1 LOB: 1 BB: 0 P: 16	1B: 2 2B: 1 3B: 0 HR: 1	SF: 0 SAC: 0 DP: 0 HBP: 1	WP: 0 PB: 0 SB: 0 CS: 0	PA: 37
PITCHER	IP WLS BF H R ER SO BB IBB HBP BLK WP HR S P ERA WHIP																					
33 John Maine, R (1,1) ERA: 2.81	6.0 W 24 2 2 1 5 1 0 1 0 0 0 1 78 109 1.50 0.500																					
38 Matt Wise, R (7,1) ERA: 9.0	1.0 H 4 1 1 1 0 0 0 0 0 0 0 8 12 9.00 1.000																					
Duaner Sanchez, R (8,1) ERA: 5.68	1.0 H 5 0 0 0 1 2 0 0 0 0 0 0 11 22 0.00 2.000																					
13 Billy Wagner, L (9,1) ERA:	1.0 S 4 1 0 0 2 0 0 0 0 0 0 0 12 16 0.00 1.000																					

Batter	1	2	3	4	5	6	7	8	9	AB	R	H	RBI	BB	SO	LOB	BOTTOM			
7 José Reyes, S (1,6) OBP: 0.311, SLG: 0.426										5	0	1	1	0	1	6	Washington Nationals @ New York Mets Shea Stadium, Flushing, NY Tue May 13 2008, 7:10 PM EDT Att: 46,618 - Partly Cloudy - 66 F			
19 Ryan Church, L (1,9) OBP: 0.385, SLG: 0.561										4	1	2	4	0	0	0				
5 David Wright, R (1,5) OBP: 0.398, SLG: 0.532										5	0	2	0	0	1	2				
15 Carlos Beltrán, S (1,8) OBP: 0.373, SLG: 0.438										4	0	1	0	0	1	2				
18 Moises Alou, R (1,7) OBP: 0.382, SLG: 0.424										4	1	2	0	0	0	1				
Endy Chavez, L (9,7) OBP: 0.234, SLG: 0.186										0	0	0	0	0	0	0				
21 Carlos Delgado, L (1,3) OBP: 0.312, SLG: 0.382										4	0	1	0	0	0	3				
Damon Easley, R (1,4) OBP: 0.283, SLG: 0.339										3	0	0	0	1	0	0				
23 Brian Schneider, L (1,2) OBP: 0.391, SLG: 0.370										4	2	3	1	0	0	2				
33 John Maine, R (1,1) OBP: 0.176, SLG: 0.195										1	0	1	0	0	0	0				
17 Fernando Lirio, R (5,PH) OBP: 0.000, SLG: 1.000										1	1	1	0	0	0	0				
38 Matt Wise, R (7,1) ERA: 9.0										0	0	0	0	0	0	0				
Duaner Sanchez, R (8,1) ERA: 5.68										0	0	0	0	0	0	0				
9 Marlon Anderson, L (8,PH) OBP: 0.257, SLG: 0.394										0	1	0	0	1	0	0				
13 Billy Wagner, L (9,1) ERA:										0	0	0	0	0	0	0				
Inning Stats	R: 0 E: 0 K: 0 S: 9	H: 1 LOB: 1 BB: 0 P: 15	R: 1 E: 0 K: 0 S: 8	H: 2 LOB: 2 BB: 1 P: 16	R: 1 E: 0 K: 0 S: 10	H: 2 LOB: 1 BB: 0 P: 11	R: 0 E: 0 K: 0 S: 11	H: 2 LOB: 1 BB: 0 P: 19	R: 0 E: 0 K: 1 S: 9	H: 2 LOB: 2 BB: 0 P: 12	R: 2 E: 0 K: 1 S: 12	H: 3 LOB: 1 BB: 0 P: 19	R: 0 E: 0 K: 1 S: 8	H: 0 LOB: 0 BB: 0 P: 9	R: 2 E: 1 K: 0 S: 11	H: 2 LOB: 1 BB: 1 P: 18	1B: 10 2B: 3 3B: 0 HR: 1	SF: 1 SAC: 1 DP: 1 HBP: 0	WP: 0 PB: 1 SB: 0 CS: 0	PA: 39
PITCHER	IP WLS BF H R ER SO BB IBB HBP BLK WP HR S P ERA WHIP																			
31 John Lannan, L (1,1) ERA: 3.74	6.0 L 30 12 4 4 2 5 1 0 0 0 0 0 0 15 92 6.00 2.167																			
Luis Ayala, R (7,1) ERA: 5.96	1.1 7 2 2 1 1 1 0 0 0 0 0 0 15 21 6.75 2.250																			
3B Joel Hanrahan, R (8,1) ERA: 4.63	0.2 2 0 0 0 0 0 0 0 0 0 0 0 4 6 0.00 0.000																			

Batter	1	2	3	4	5	6	7	8	9	AB	R	H	RBI	BB	SO	LOB	TOP											
Felipe Lopez, S OBP: 0.350, SLG: 0.336										2	1	2	1	2	0	0												
15 Cristian Guzman, S OBP: 0.318, SLG: 0.436										4	0	1	2	0	0	4												
11 Ryan Zimmerman, R OBP: 0.274, SLG: 0.413										4	1	1	1	0	2	4												
8 Aaron Boone, R OBP: 0.375, SLG: 0.569										4	0	1	0	0	1	1												
25 Austin Kearns, R OBP: 0.303, SLG: 0.280										4	0	0	0	0	1	1												
34 Elijah Dukes, R OBP: 0.150, SLG: 0.111										3	1	0	0	1	2	1												
26 Willy Mo Peña, R OBP: 0.274, SLG: 0.237																												
52 Saul Rivera, S OBP: 0.150, SLG: 0.111																												
Luis Ayala, R OBP: 0.150, SLG: 0.111																												
Jon Rauch, R OBP: 0.150, SLG: 0.111																												
3 Jesus Flores, R OBP: 0.464, SLG: 0.652																												
Tim Redding, R OBP: 0.143, SLG: 0.214																												
22 Willie Harris, L OBP: 0.333, SLG: 0.362																												
Inning Stats	R: 0 E: 0 K: 1 S: 11	H: 1 LOB: 1 BB: 0 P: 17	R: 0 E: 0 K: 1 S: 8	H: 0 LOB: 0 BB: 0 P: 13	R: 0 E: 0 K: 0 S: 7	H: 0 LOB: 2 BB: 2 P: 15	R: 0 E: 0 K: 0 S: 5	H: 1 LOB: 0 BB: 0 P: 8	R: 0 E: 0 K: 2 S: 15	H: 0 LOB: 0 BB: 0 P: 20	R: 1 E: 0 K: 1 S: 7	H: 1 LOB: 0 BB: 1 P: 16	R: 4 E: 0 K: 2 S: 20	H: 3 LOB: 1 BB: 2 P: 36	R: 0 E: 0 K: 1 S: 6	H: 0 LOB: 0 BB: 0 P: 11	R: 0 E: 0 K: 2 S: 11	H: 0 LOB: 0 BB: 0 P: 16	1B: 4 2B: 1 3B: 0 HR: 1	SF: 0 SAC: 0 DP: 2 HBP: 0	WP: 1 PB: 0 CS: 0	PA: 36						
PITCHER	IP	WLS	BF	H	R	ER	SO	BB	IBB	HBP	BLK	WP	HR	S	P	ERA	WHIP											
Claudio Vargas, R ERA: 2.84	(1, 1)	6.1	L	24	3	2	2	6	4	0	0	0	1	1	56	97	2.84	1.105										
Aaron Heilman, R ERA: 5.82	(7, 1)	0.1		5	3	3	3	0	1	0	0	0	0	0	14	25	81.00	12.000										
Joe Smith, R ERA: 2.6	(7, 1)	1.1		4	0	0	2	0	0	0	0	0	0	0	9	14	0.00	0.000										
25 Pedro Feliciano, L ERA: 1.98	(9, 1)	1.0		3	0	0	2	0	0	0	0	0	0	0	11	16	0.00	0.000										

Washington Nationals @ New York Mets
Shea Stadium, Flushing, NY
Wed May 14, 2008, 7:10 PM EDT
Att: 48,529 - Cloudy - 59 F

AB 31
R 5
H 6
RBI 5
BB 5
SO 10
LOB 13



Batter	1	2	3	4	5	6	7	8	9	AB	R	H	RBI	BB	SO	LOB	BOTTOM											
7 José Reyes, S OBP: 0.329, SLG: 0.417										3	0	0	0	1	0	1												
19 Ryan Church, L OBP: 0.381, SLG: 0.549										3	0	0	0	1	0	1												
5 David Wright, R OBP: 0.394, SLG: 0.524										4	0	1	0	0	0	2												
15 Carlos Beltrán, S OBP: 0.370, SLG: 0.433										4	0	1	1	0	0	2												
18 Moises Alou, R OBP: 0.361, SLG: 0.400										2	0	0	0	0	1	0												
Endy Chavez, L OBP: 0.245, SLG: 0.200										2	1	1	0	0	0	2												
21 Carlos Delgado, L OBP: 0.310, SLG: 0.379										4	0	1	0	0	2	0												
23 Brian Schneider, L OBP: 0.385, SLG: 0.400										4	1	1	2	0	0	1												
Damon Easley, R OBP: 0.281, SLG: 0.322										3	0	0	0	1	1	1												
Claudio Vargas, R ERA: 3.55	(1, 1)	6.0	W	21	2	1	1	4	2	0	0	0	0	0	0	0												
Aaron Heilman, R ERA: 4.59	(7, 1)	1.1		8	3	2	2	0	1	0	0	0	0	0	0	0												
Joe Smith, R ERA: 5.87	(7, 1)	0.1	H	1	0	0	0	0	0	0	0	0	0	0	0	0												
9 Marlon Anderson, L OBP: 0.278, SLG: 0.382	(8, PH)	1.1	S	5	1	0	0	2	0	0	0	0	0	0	0	0												
25 Pedro Feliciano, L ERA: 2.75	(9, 1)	1.1		5	1	0	0	2	0	0	0	0	0	0	0	0												
Inning Stats	R: 0 E: 0 K: 0 S: 6	H: 0 LOB: 0 BB: 0 P: 10	R: 0 E: 0 K: 1 S: 8	H: 0 LOB: 0 BB: 0 P: 13	R: 0 E: 0 K: 1 S: 9	H: 0 LOB: 0 BB: 0 P: 13	R: 0 E: 0 K: 0 S: 10	H: 1 LOB: 1 BB: 1 P: 15	R: 1 E: 0 K: 2 S: 10	H: 1 LOB: 1 BB: 1 P: 22	R: 0 E: 0 K: 0 S: 10	H: 0 LOB: 0 BB: 0 P: 15	R: 1 E: 0 K: 0 S: 10	H: 2 LOB: 1 BB: 0 P: 17	R: 1 E: 0 K: 0 S: 16	H: 2 LOB: 2 BB: 1 P: 24	R: 0 E: 0 K: 2 S: 8	H: 0 LOB: 0 BB: 0 P: 11	1B: 5 2B: 1 3B: 0 HR: 1	SF: 0 SAC: 0 DP: 1 HBP: 0	WP: 0 PB: 0 CS: 0	PA: 35						
PITCHER	IP	WLS	BF	H	R	ER	SO	BB	IBB	HBP	BLK	WP	HR	S	P	ERA	WHIP											
Tim Redding, R ERA: 3.55	(1, 1)	6.0	W	21	2	1	1	4	2	0	0	0	0	0	0	0												
52 Saul Rivera, R ERA: 4.59	(7, 1)	1.1		8	3	2	2	0	1	0	0	0	0	0	0	0	13.50	3.000										
Luis Ayala, R ERA: 5.87	(8, 1)	0.1	H	1	0	0	0	0	0	0	0	0	0	0	0	0	0.00	0.000										
Jon Rauch, R ERA: 2.75	(8, 1)	1.1	S	5	1	0	0	2	0	0	0	0	0	0	0	0	0.00	0.750										

Washington Nationals @ New York Mets
Shea Stadium, Flushing, NY
Wed May 14, 2008, 7:10 PM EDT
Att: 48,529 - Cloudy - 59 F

AB 32
R 3
H 6
RBI 3
BB 3
SO 6
LOB 11



Batter	1	2	3	4	5	6	7	8	9	AB	R	H	RBI	BB	SO	LOB	TOP								
Felipe Lopez, S (1,4) OBP: 0.347, SLG: 0.331	F7					G6-3		SF7		2	0	0	1	1	0	0	Washington Nationals @ New York Mets Shea Stadium, Flushing, NY Thu May 15 2008, 1:10 PM EDT Att: 51,769 - Partly Cloudy - 69 F								
15 Cristian Guzman, S (1,6) OBP: 0.317, SLG: 0.432	F8					G4-3		11 S 1B		4	0	1	0	0	0	2									
11 Ryan Zimmerman, R (1,5) OBP: 0.288, SLG: 0.404	F7					K		K		4	0	0	0	0	2	1									
8 Aaron Boone, R (1,3) OBP: 0.383, SLG: 0.564		K				G5-3		25 CS 1B		4	0	2	0	0	1	0									
44 Lastings Milledge, R (1,8) OBP: 0.309, SLG: 0.327		G3				G6-3		G6-3		4	0	0	0	0	0	2									
25 Austin Kearns, R (1,9) OBP: 0.302, SLG: 0.274		G5-3				K		L1-3		3	0	0	0	0	1	1									
Rob Mackowiak, L (1,7) Luis Ayala, R (8,1)						G6-3		HBP																	
10 Ronnie Belliard, R (9,PH) Jon Rauch, R (9,1)						L5		G6-3																	
3 Jesus Flores, R (1,2) OBP: 0.500, SLG: 0.680						BB		BB																	
57 Jason Bergmann, R (1,1) 22 Willie Harris, L (8,PH) OBP: 0.333, SLG: 0.362						K		F8																	
Inning Stats	R: 0 E: 0 K: 0 S: 8	H: 0 LOB: 0 BB: 0 P: 12	R: 0 E: 0 K: 1 S: 8	H: 0 LOB: 0 BB: 0 P: 10	R: 0 E: 0 K: 1 S: 10	H: 0 LOB: 2 BB: 2 P: 23	R: 0 E: 0 K: 0 S: 6	H: 0 LOB: 0 BB: 0 P: 8	R: 0 E: 0 K: 1 S: 10	H: 0 LOB: 1 BB: 1 P: 18	R: 0 E: 0 K: 1 S: 6	H: 0 LOB: 0 BB: 0 P: 8	R: 0 E: 0 K: 0 S: 7	H: 1 LOB: 1 BB: 0 P: 12	R: 1 E: 0 K: 1 S: 8	H: 2 LOB: 1 BB: 0 P: 15	R: 0 E: 0 K: 1 S: 12	H: 1 LOB: 2 BB: 1 P: 19	1B: 3 2B: 1 3B: 0 HR: 0	SF: 1 SAC: 1 DP: 0 HBP: 1	WP: 0 PB: 0 SB: 1 CS: 1	PA: 35			
PITCHER	IP	WLS	BF	H	R	ER	SO	BB	IBB	HBP	BLK	WP	HR	S	P	ERA	WHIP								
34 Mike Pelfrey, R (1,1) ERA: 4.17	7.2	L	29	3	1	1	4	3	0	1	0	0	0	60	100	1.17	0.783								
38 Matt Wise, R (8,1) ERA: 5.4	1.1		6	1	0	0	2	1	0	0	0	0	0	15	25	0.00	1.500								

Batter	1	2	3	4	5	6	7	8	9	AB	R	H	RBI	BB	SO	LOB	BOTTOM								
7 José Reyes, S (1,6) OBP: 0.328, SLG: 0.413	B1-3					K		1B		4	0	1	0	0	1	1	Washington Nationals @ New York Mets Shea Stadium, Flushing, NY Thu May 15 2008, 1:10 PM EDT Att: 51,769 - Partly Cloudy - 69 F								
1 Luis Castillo, S (1,4) OBP: 0.370, SLG: 0.306	1B					BB		SH5-3-6		2	0	2	0	1	0	0									
5 David Wright, R (1,5) OBP: 0.385, SLG: 0.510	F9					P6		P3		4	0	0	0	0	0	4									
15 Carlos Beltrán, S (1,8) OBP: 0.367, SLG: 0.428	F8					L9		G6-3		4	0	1	0	0	0	3									
19 Ryan Church, L (1,9) OBP: 0.378, SLG: 0.538						K		G3																	
21 Carlos Delgado, L (1,3) OBP: 0.302, SLG: 0.368						G3		K																	
11 Ramon Castro, R (1,2)						G5-3		K																	
9 Marlon Anderson, L (1,7) OBP: 0.282, SLG: 0.378						F9		1B																	
34 Mike Pelfrey, R (1,1) 38 Matt Wise, R (8,1)						K2-3		K																	
Inning Stats	R: 0 E: 0 K: 0 S: 8	H: 1 LOB: 1 BB: 0 P: 13	R: 0 E: 0 K: 1 S: 6	H: 0 LOB: 1 BB: 1 P: 15	R: 0 E: 1 K: 1 S: 11	H: 1 LOB: 2 BB: 0 P: 14	R: 0 E: 0 K: 1 S: 11	H: 0 LOB: 0 BB: 0 P: 14	R: 0 E: 0 K: 2 S: 12	H: 1 LOB: 2 BB: 1 P: 21	R: 0 E: 0 K: 1 S: 9	H: 0 LOB: 0 BB: 0 P: 12	R: 0 E: 0 K: 3 S: 10	H: 0 LOB: 0 BB: 0 P: 14	R: 0 E: 0 K: 0 S: 6	H: 1 LOB: 0 BB: 0 P: 9		R: 0 E: 0 K: 0 S: 9	H: 1 LOB: 0 BB: 0 P: 11	1B: 5 2B: 2 3B: 0 HR: 0	SF: 0 SAC: 1 DP: 2 HBP: 0	WP: 0 PB: 0 SB: 2 CS: 0	PA: 33		
PITCHER	IP	WLS	BF	H	R	ER	SO	BB	IBB	HBP	BLK	WP	HR	S	P	ERA	WHIP								
57 Jason Bergmann, R (1,1) ERA: 7.45	7.0	W	27	3	0	0	0	2	0	0	0	0	0	67	103	0.00	0.714								
Luis Ayala, R (8,1) ERA: 5.63	1.0	H	3	1	0	0	0	0	0	0	0	0	0	6	9	0.00	1.000								
Jon Rauch, R (9,1) ERA: 2.61	1.0	S	3	1	0	0	0	0	0	0	0	0	0	9	11	0.00	1.000								

AB 28
R 1
H 4
RBI 1
BB 4
SO 6
LOB 11



AB 30
R 0
H 5
RBI 0
BB 2
SO 9
LOB 14



Batter	1	2	3	4	5	6	7	8	9	AB	R	H	RBI	BB	SO	LOB	TOP					
Felipe Lopez, S OBP: 0.342, SLG: 0.326	 15 2B 11 1B		 F9	 L8		 K			 G3-1	5	1	1	0	0	1	3						
15 Cristian Guzman, S OBP: 0.314, SLG: 0.431	 11 1B		 G4-3		 G5-3		 G1-3		 P4	5	1	1	0	0	0	0						
11 Ryan Zimmerman, R OBP: 0.277, SLG: 0.409	 2H 3H		 1B		 1B		 8 HBP		 G6-3	5	0	3	2	0	0	0						
21 Dmitri Young, S OBP: 0.333, SLG: 0.500	 F8		 F8		 K		 1B			4	0	1	0	0	1	3						
8 Aaron Boone, R OBP: 0.391, SLG: 0.552	 K			 3 1B 34 SF7 44 1B		 HBP		 K		3	1	1	0	0	2	2						
44 Lastings Milledge, R OBP: 0.314, SLG: 0.331	 P3			 3 1B		 L1			 1B	4	0	2	0	0	0	3						
3 Jesus Flores, R OBP: 0.528, SLG: 0.679			 34 G6-4-3		 1B		 BB			3	0	2	0	1	1	1						
26 Wily Mo Peña, R OBP: 0.261, SLG: 0.225		 L4		 K		 F7			 K	4	0	0	0	0	2	6						
34 Elijah Dukes, R OBP: 0.125, SLG: 0.095		 G6-4-3		 SF7		 K			 K	3	0	0	1	0	2	3						
Inning Stats	R: 2 H: 3 E: 0 K: 1 S: 16	H: 3 LOB: 1 BB: 0 P: 23	R: 0 H: 1 E: 0 K: 0 S: 5	H: 1 LOB: 0 BB: 0 P: 5	R: 0 H: 1 E: 0 K: 0 S: 6	H: 1 LOB: 1 BB: 0 P: 8	R: 1 H: 3 E: 0 K: 1 S: 11	H: 3 LOB: 2 BB: 0 P: 17	R: 0 H: 0 E: 0 K: 2 S: 10	H: 0 LOB: 1 BB: 1 P: 19	R: 0 H: 1 E: 0 K: 1 S: 11	H: 1 LOB: 0 BB: 0 P: 15	R: 0 H: 1 E: 0 K: 3 S: 16	H: 1 LOB: 1 BB: 0 P: 23	R: 0 H: 0 E: 0 K: 0 S: 5	H: 0 LOB: 0 BB: 0 P: 8	1B: 10 2B: 1 3B: 0 HR: 0	SF: 1 SAC: 0 DP: 1 HBP: 1	WP: 0 PB: 0 SB: 0 CS: 0	PA: 39		
PITCHER	IP WLS BF H R ER SO BB IBB HBP BLK WP HR S P ERA WHIP	IP WLS BF H R ER SO BB IBB HBP BLK WP HR S P ERA WHIP	IP WLS BF H R ER SO BB IBB HBP BLK WP HR S P ERA WHIP	IP WLS BF H R ER SO BB IBB HBP BLK WP HR S P ERA WHIP	IP WLS BF H R ER SO BB IBB HBP BLK WP HR S P ERA WHIP	IP WLS BF H R ER SO BB IBB HBP BLK WP HR S P ERA WHIP	IP WLS BF H R ER SO BB IBB HBP BLK WP HR S P ERA WHIP	IP WLS BF H R ER SO BB IBB HBP BLK WP HR S P ERA WHIP	IP WLS BF H R ER SO BB IBB HBP BLK WP HR S P ERA WHIP	IP WLS BF H R ER SO BB IBB HBP BLK WP HR S P ERA WHIP	IP WLS BF H R ER SO BB IBB HBP BLK WP HR S P ERA WHIP	IP WLS BF H R ER SO BB IBB HBP BLK WP HR S P ERA WHIP	IP WLS BF H R ER SO BB IBB HBP BLK WP HR S P ERA WHIP	IP WLS BF H R ER SO BB IBB HBP BLK WP HR S P ERA WHIP	IP WLS BF H R ER SO BB IBB HBP BLK WP HR S P ERA WHIP	IP WLS BF H R ER SO BB IBB HBP BLK WP HR S P ERA WHIP	IP WLS BF H R ER SO BB IBB HBP BLK WP HR S P ERA WHIP	IP WLS BF H R ER SO BB IBB HBP BLK WP HR S P ERA WHIP	IP WLS BF H R ER SO BB IBB HBP BLK WP HR S P ERA WHIP	IP WLS BF H R ER SO BB IBB HBP BLK WP HR S P ERA WHIP	IP WLS BF H R ER SO BB IBB HBP BLK WP HR S P ERA WHIP	
18 Garrett Olson, L ERA: 3.47	5.0 W 24	9 3 3 3	0 0 1 0	0 0 0 0	0 0 28 42	0.00 1.500	0.00 0.000	0.00 0.000														
34 Matt Albers, R ERA: 2.15	2.0 H 9	2 0 0 3	1 0 0 0	0 0 0 0	0 0 9 15	0.00 0.000	0.00 0.000															
43 Jim Johnson, R ERA: 1.14	1.0 H 3	0 0 0 3	0 0 0 0	0 0 0 0	0 0 5 8	0.00 0.000	0.00 0.000															
52 George Sherrill, L ERA: 3.6	1.0 S 3	0 0 0 0	0 0 0 0	0 0 0 0	0 0 5 8	0.00 0.000	0.00 0.000															

Washington Nationals @ Baltimore Orioles
 Oriole Park at Camden Yards, Baltimore, MD
 Fri May 16 2008, 7:05 PM EDT
 Att: 29,266 - Overcast - 62 F

AB	36
R	3
H	11
RBI	3
BB	1
SO	9
LOB	21



Batter	1	2	3	4	5	6	7	8	9	AB	R	H	RBI	BB	SO	LOB	BOTTOM					
1 Brian Roberts, S OBP: 0.360, SLG: 0.429	 F7		 6 BB 21 E		 6 2B		 L9			4	2	2	0	0	0	0						
6 Melvin Mora, R OBP: 0.312, SLG: 0.413	 G5-3		 21 FC5-4		 17 FC5-4		 G6-3			3	0	1	1	1	0	0						
21 Nick Markakis, L OBP: 0.393, SLG: 0.442	 G3-1		 FC5-4		 K		 17 F8		 2B	4	0	1	1	0	1	2						
17 Aubrey Huff, L OBP: 0.317, SLG: 0.438	 G3-1		 K		 FC1-5-6-1		 F8		 2B	4	1	0	0	0	1	3						
Kevin Millar, R OBP: 0.318, SLG: 0.353	 1B		 F9		 1B		 K			3	0	1	1	1	1	1						
30 Luke Scott, L OBP: 0.348, SLG: 0.426	 P4		 HR		 G4-3		 G6-3			3	1	1	1	0	0	1						
Jay Payton, R OBP: 0.253, SLG: 0.350	 P4		 HR		 G4-3		 G6-3			1	0	0	0	0	0	1						
Ramon Hernandez, R OBP: 0.244, SLG: 0.360	 1B		 G6-3		 F8		 F8			3	0	1	0	0	0	0						
10 Adam Jones, R OBP: 0.293, SLG: 0.374	 1B		 6 BB 21 FC5-4		 1B		 F9			3	1	2	0	0	0	0						
Freddie Bynum, L OBP: 0.308, SLG: 0.320	 K		 K		 F7		 F9			3	0	0	0	0	1	2						
Inning Stats	R: 0 H: 0 E: 0 K: 0 S: 9	H: 1 LOB: 2 BB: 1 P: 16	R: 2 H: 2 E: 1 K: 2 S: 17	H: 2 LOB: 1 BB: 1 P: 31	R: 1 H: 2 E: 0 K: 0 S: 12	H: 2 LOB: 1 BB: 0 P: 18	R: 2 H: 3 E: 0 K: 1 S: 13	H: 3 LOB: 1 BB: 0 P: 16	R: 0 H: 0 E: 0 K: 0 S: 8	H: 0 LOB: 0 BB: 0 P: 12	R: 0 H: 0 E: 0 K: 0 S: 5	H: 0 LOB: 0 BB: 0 P: 5	R: 0 H: 1 E: 0 K: 1 S: 7	H: 1 LOB: 1 BB: 0 P: 10	R: 0 H: 0 E: 0 K: 0 S: 5	H: 0 LOB: 0 BB: 0 P: 8	1B: 5 2B: 2 3B: 1 HR: 1	SF: 0 SAC: 0 DP: 0 HBP: 0	WP: 0 PB: 0 SB: 0 CS: 0	PA: 33		
PITCHER	IP WLS BF H R ER SO BB IBB HBP BLK WP HR S P ERA WHIP	IP WLS BF H R ER SO BB IBB HBP BLK WP HR S P ERA WHIP	IP WLS BF H R ER SO BB IBB HBP BLK WP HR S P ERA WHIP	IP WLS BF H R ER SO BB IBB HBP BLK WP HR S P ERA WHIP	IP WLS BF H R ER SO BB IBB HBP BLK WP HR S P ERA WHIP	IP WLS BF H R ER SO BB IBB HBP BLK WP HR S P ERA WHIP	IP WLS BF H R ER SO BB IBB HBP BLK WP HR S P ERA WHIP	IP WLS BF H R ER SO BB IBB HBP BLK WP HR S P ERA WHIP	IP WLS BF H R ER SO BB IBB HBP BLK WP HR S P ERA WHIP	IP WLS BF H R ER SO BB IBB HBP BLK WP HR S P ERA WHIP	IP WLS BF H R ER SO BB IBB HBP BLK WP HR S P ERA WHIP	IP WLS BF H R ER SO BB IBB HBP BLK WP HR S P ERA WHIP	IP WLS BF H R ER SO BB IBB HBP BLK WP HR S P ERA WHIP	IP WLS BF H R ER SO BB IBB HBP BLK WP HR S P ERA WHIP	IP WLS BF H R ER SO BB IBB HBP BLK WP HR S P ERA WHIP	IP WLS BF H R ER SO BB IBB HBP BLK WP HR S P ERA WHIP	IP WLS BF H R ER SO BB IBB HBP BLK WP HR S P ERA WHIP	IP WLS BF H R ER SO BB IBB HBP BLK WP HR S P ERA WHIP	IP WLS BF H R ER SO BB IBB HBP BLK WP HR S P ERA WHIP	IP WLS BF H R ER SO BB IBB HBP BLK WP HR S P ERA WHIP	IP WLS BF H R ER SO BB IBB HBP BLK WP HR S P ERA WHIP	
41 Shawn Hill, R ERA: 4.08	5.0 L 23	8 5 4 3	0 0 0 0	0 0 0 0	0 0 16 21	0.00 0.429	0.00 0.000															
47 Matt Chico, L ERA: 6.07	2.1 H 8	1 0 0 0	0 0 0 0	0 0 0 0	0 0 4 6	0.00 0.000	0.00 0.000															
Jesus Colome, R ERA: 3.38	0.2 H 2	0 0 0 0	0 0 0 0	0 0 0 0	0 0 4 6	0.00 0.000	0.00 0.000															

Washington Nationals @ Baltimore Orioles
 Oriole Park at Camden Yards, Baltimore, MD
 Fri May 16 2008, 7:05 PM EDT
 Att: 29,266 - Overcast - 62 F

AB	31
R	5
H	9
RBI	4
BB	2
SO	4
LOB	10



Batter	1	2	3	4	5	6	7	8	9	AB	R	H	RBI	BB	SO	LOB	TOP				
Felipe Lopez, S OBP: 0.331, SLG: 0.314	G5-3		G6-3		FC6-4			FC4-6	K	5	0	0	0	0	1	2					
15 Cristian Guzman, S OBP: 0.316, SLG: 0.427	G6-3		F8						P3	4	1	1	0	1	0	0					
11 Ryan Zimmerman, R OBP: 0.276, SLG: 0.422	L5									4	2	1	1	0	0	3					
21 Dmitri Young, S OBP: 0.400, SLG: 0.444										3	2	1	0	1	1	0					
8 Aaron Boone, R OBP: 0.412, SLG: 0.574										3	0	2	2	1	0	0					
3 Jesus Flores, R OBP: 0.500, SLG: 0.633										2	0	0	1	0	0	1					
23 Wil Nieves, R OBP: 0.383, SLG: 0.405										1	0	0	0	1	0	1					
44 Lastings Milledge, R OBP: 0.312, SLG: 0.325										3	0	0	1	0	1	2					
25 Austin Kearns, R OBP: 0.295, SLG: 0.267										4	0	0	0	0	2	5					
26 Willy Mo Peña, R OBP: 0.272, SLG: 0.238										4	0	2	0	0	0	0					
Inning Stats	R: 0 E: 0 K: 0 S: 6	H: 0 LOB: 0 BB: 0 P: 8	R: 1 E: 0 K: 1 S: 13	H: 2 LOB: 1 BB: 0 P: 20	R: 0 E: 0 K: 0 S: 7	H: 0 LOB: 0 BB: 0 P: 9	R: 1 E: 0 K: 0 S: 6	H: 1 LOB: 0 BB: 0 P: 11	R: 0 E: 0 K: 1 S: 8	H: 0 LOB: 1 BB: 1 P: 12	R: 0 E: 0 K: 0 S: 7	H: 0 LOB: 1 BB: 1 P: 15	R: 3 E: 0 K: 1 S: 19	H: 3 LOB: 2 BB: 2 P: 34	R: 0 E: 0 K: 1 S: 7	H: 0 LOB: 0 BB: 0 P: 9	1B: 5 2B: 1 3B: 0 HR: 1	SF: 0 SAC: 0 DP: 1 HBP: 1	WP: 0 PB: 0 CS: 0	PA: 38	
PITCHER	IP	WLS	BF	H	R	ER	SO	BB	IBB	HBP	BLK	WP	HR	S	P	ERA	WHIP				
56 Brian Bures, L ERA: 3.47	6.2	W	25	4	2	2	3	2	0	0	0	0	1	52	87	2.70	0.900				
Chad Bradford, R ERA: 2.45	1.0		5	2	2	2	0	0	0	0	0	0	0	8	11	18.00	2.000				
45 Dennis Sarfate, R ERA: 4.32	0.0		2	1	0	0	0	1	0	0	0	0	0	3	7	∞	∞				
43 Jim Johnson, R ERA: 1.13	0.1	H	3	0	1	1	1	1	0	1	0	0	0	9	17	27.00	3.000				
52 George Sherrill, L ERA: 3.43	1.0	S	3	0	0	0	1	0	0	0	0	0	0	7	9	0.00	0.000				

Washington Nationals @ Baltimore Orioles
 Oriole Park at Camden Yards, Baltimore, MD

AB 33
 R 5
 H 7
 RBI 5
 BB 4
 SO 5
 LOB 14




Sat May 17 2008, 7:05 PM EDT
 Att: 32,662 - Clear - 79 F

Batter	1	2	3	4	5	6	7	8	9	AB	R	H	RBI	BB	SO	LOB	BOTTOM				
1 Brian Roberts, S OBP: 0.366, SLG: 0.438	L9	CS		L6						4	1	2	0	1	0	1					
6 Melvin Mora, R OBP: 0.320, SLG: 0.421										4	2	2	1	1	0	4					
21 Nick Markakis, L OBP: 0.399, SLG: 0.464										4	1	2	3	1	0	4					
Kevin Millar, R OBP: 0.322, SLG: 0.357										4	1	2	0	0	1	3					
17 Aubrey Huff, L OBP: 0.316, SLG: 0.429										3	0	0	0	1	0	2					
Ramon Hernandez, R OBP: 0.236, SLG: 0.348										4	0	0	0	0	1	4					
Jay Payton, R OBP: 0.253, SLG: 0.381										4	1	1	2	0	0	1					
10 Adam Jones, R OBP: 0.292, SLG: 0.371										4	0	1	0	0	1	0					
13 Alex Cintron, S OBP: 0.833, SLG: 0.800										4	0	4	0	0	0	0					
Inning Stats	R: 1 E: 0 K: 1 S: 14	H: 2 LOB: 2 BB: 1 P: 27	R: 0 E: 0 K: 0 S: 8	H: 1 LOB: 0 BB: 0 P: 9	R: 3 E: 0 K: 1 S: 19	H: 4 LOB: 1 BB: 0 P: 27	R: 0 E: 0 K: 0 S: 7	H: 1 LOB: 2 BB: 1 P: 13	R: 2 E: 0 K: 0 S: 13	H: 3 LOB: 1 BB: 0 P: 20	R: 0 E: 0 K: 0 S: 10	H: 1 LOB: 2 BB: 2 P: 20	R: 0 E: 0 K: 0 S: 8	H: 0 LOB: 0 BB: 0 P: 13	R: 0 E: 0 K: 1 S: 11	H: 2 LOB: 2 BB: 0 P: 16	1B: 10 2B: 2 3B: 0 HR: 2	SF: 0 SAC: 0 DP: 1 HBP: 0	WP: 0 PB: 1 CS: 1	PA: 40	
PITCHER	IP	WLS	BF	H	R	ER	SO	BB	IBB	HBP	BLK	WP	HR	S	P	ERA	WHIP				
45 Odalis Perez, L ERA: 4.34	5.0	L	26	11	6	6	2	2	0	0	0	0	2	61	96	10.80	2.600				
36 Joel Hanrahan, R ERA: 4.29	2.0		8	1	0	0	0	2	0	0	0	0	0	18	33	0.00	1.500				
52 Saul Rivera, R ERA: 4.39	1.0		5	2	0	0	1	0	0	0	0	0	0	11	16	0.00	2.000				

Washington Nationals @ Baltimore Orioles
 Oriole Park at Camden Yards, Baltimore, MD

AB 35
 R 6
 H 14
 RBI 6
 BB 4
 SO 3
 LOB 19



Sat May 17 2008, 7:05 PM EDT
 Att: 32,662 - Clear - 79 F

Batter	1	2	3	4	5	6	7	8	9	AB R H RBI BB SO LOB	TOP											
Felipe Lopez, S OBP: 0.333, SLG: 0.324 (1, 4)	 C SI 92 X SI 94 0-1 1 SAFE B CH 84		 B SI 94 C CH 84 X CH 86 1-1		 B SI 82 X SL 82 1-0			 X SI 80 0-0 1 SAFE C FF 87 C SL 76	 0-3	5 1 2 0 0 1 2	Washington Nationals @ Baltimore Orioles Oriole Park at Camden Yards, Baltimore, MD Sun May 18 2008, 1:35 PM EDT Att. 33,745 - Rain - 71 F livebaseballscorecards.com											
15 Cristian Guzman, S OBP: 0.321, SLG: 0.447 (1, 6)	 1 SAFE B SI 94 X SI 92 1-0		 B CU 74 B SI 85 C SI 92 X SI 93 3-1		 C FF 90 B FF 92 X FF 92 1-2		 X SI 82 0-0			3 1 2 1 0 0 0												
11 Ryan Zimmerman, R OBP: 0.276, SLG: 0.424 (1, 5)	 B SI 94 B SI 84 X SI 94 2-0		 C SI 84 B SI 85 B SI 86 X SI 86 3-2		 B SI 93 B SI 83 X FF 93 2-0		 C SI 81 X SI 82 1-1			4 0 1 1 0 0 2												
21 Dmitri Young, S OBP: 0.429, SLG: 0.364 (1, 10)	 F CU 75 B FF 85 F CH 86 F SL 86 B SI 86 X SI 86 4-2		 C FF 91 B CH 83 B SI 84 X SI 84 3-2		 X CH 84 0-0		 I IN 80 I IN 78 I IN 78			2 0 0 0 2 0 0												
8 Aaron Boone, R OBP: 0.417, SLG: 0.556 (1, 3)	 X SI 86 0-0		 C SI 84 B SI 84 X CU 73 1-2		 B SI 83 B SI 81 C SI 81 X SI 81 4-1		 B SI 81 B SI 81 C SI 81 X SI 81 4-2			2 0 0 0 2 0 2												
44 Lastings Milledge, R OBP: 0.356, SLG: 0.316 (1, 8)		 X SI 92 0-0		 C SI 84 B SI 84 X SI 93 2-1		 X SI 94 0-0		 C SI 81 X SI 81 0-1		4 0 0 0 0 0 4												
34 Elijah Dukes, R OBP: 0.143, SLG: 0.083 (1, 9)		 B SI 94 B SI 93 C SI 93 X SI 94 2-1		 F FF 93 X SI 93 0-1		 C SI 84 B SI 81 X SI 81 1-2		 B CH 78 B CH 78 B SI 84 4-1		3 0 0 0 1 0 1												
Rob Mackowiak, L OBP: 0.279, SLG: 0.278 (1, 7)		 C CU 74 B FF 85 S CH 86 B CH 84 X SI 95 2-2		 C SI 84 B SI 84 X SI 83 3-2		 1 SAFE C FF 93 B SI 93 B SI 92 4-0		 1 SAFE C FF 86 S SL 76 1-3		2 0 0 0 1 0 0												
22 Willie Harris, L OBP: 0.326, SLG: 0.354 (7, 7)										1 0 0 0 0 1 1												
23 Wil Nieves, R OBP: 0.392, SLG: 0.413 (1, 2)			 X FF 94 0-0		 C FF 94 B SI 84 X SL 85 1-2		 C FF 92 X SI 92 1-1	 1 SAFE C SI 86 X CH 78 0-1		4 0 2 0 0 0 1												
Inning Stats	R: 0 E: 0 K: 0 S: 13	H: 2 LOB: 2 BB: 1 P: 20	R: 0 E: 0 K: 0 S: 6	H: 0 LOB: 0 BB: 0 P: 10	R: 1 E: 0 K: 0 S: 8	H: 1 LOB: 0 BB: 0 P: 15	R: 0 E: 0 K: 0 S: 8	H: 0 LOB: 0 BB: 0 P: 14	R: 0 E: 0 K: 0 S: 10	H: 1 LOB: 1 BB: 0 P: 15	R: 0 E: 0 K: 0 S: 5	H: 0 LOB: 0 BB: 0 P: 8	R: 0 E: 0 K: 0 S: 7	H: 1 LOB: 2 BB: 2 P: 17	R: 1 E: 0 K: 0 S: 10	H: 2 LOB: 2 BB: 2 P: 19	R: 0 E: 0 K: 2 S: 9	H: 0 LOB: 1 BB: 1 P: 14	1B: 4 2B: 2 3B: 0 HR: 1	SF: 0 SAC: 1 DP: 2 HBP: 0	WP: 0 PB: 0 CS: 0	PA: 37
PITCHER	IP WLS BF H R ER SO BB IBB HBP BLK WP HR S P ERA WHIP											IP WLS BF H R ER SO BB IBB HBP BLK WP HR S P ERA WHIP										
46 Jeremy Guthrie, R ERA: 3.86 (1, 1)	7.0 L 27 5 1 1 0 3 0 0 0 0 0 1 57 99 1.29 1.143																					
Chad Bradford, R ERA: 2.87 (8, 1)	1.0 6 2 1 1 0 1 1 0 0 0 0 0 10 19 9.00 3.000																					
32 Jamie Walker, L ERA: 4.5 (9, 1)	1.0 4 0 0 0 2 1 0 0 0 0 0 0 9 14 0.00 1.000																					

Batter	1	2	3	4	5	6	7	8	9	AB R H RBI BB SO LOB	BOTTOM											
1 Brian Roberts, S OBP: 0.358, SLG: 0.429 (1, 4)	 C SI 88 C SI 82 0-3		 C SI 88 X SI 88 1-1			 C SI 89 B FF 89 X SI 89 2-1		 B SI 80 X SI 81 2-0			3 0 0 1 0 1 1	Washington Nationals @ Baltimore Orioles Oriole Park at Camden Yards, Baltimore, MD Sun May 18 2008, 1:35 PM EDT Att. 33,745 - Rain - 71 F livebaseballscorecards.com										
6 Melvin Mora, R OBP: 0.318, SLG: 0.423 (1, 5)	 B FF 90 C CH 84 C SI 90 X SI 90 2-2		 C CH 81 C CU 75 S SL 80 0-3		 B SI 84 X SI 81 1-0		 C SI 82 B SI 89 X SI 82 2-2		 C FF 91 B FF 92 S CU 76 1-3		4 0 0 0 0 1 1											
21 Nick Markakis, L OBP: 0.390, SLG: 0.452 (1, 9)	 B SI 89 B SI 84 X SI 84 1-2		 B SI 84 X SI 81 1-0		 S CH 82 X SI 89 0-1		 C SI 81 X SI 81 1-1		 B SI 84 S FF 83 X SI 83 3-2		3 0 0 0 1 1 0											
Kevin Millar, R OBP: 0.320, SLG: 0.350 (1, 3)		 C SI 90 B SI 79 B CH 82 C SL 83 2-3		 B FF 88 B CH 82 B SI 89 4-0		 C SI 82 X SI 89 0-1		 C SI 81 X SI 81 1-1	 B SI 84 S FF 83 X SI 83 3-2		4 0 1 0 0 0 1											
17 Aubrey Huff, L OBP: 0.314, SLG: 0.425 (1, 10)		 B SI 80 X SI 85 2-0		 S SL 83 X CU 76 0-1		 C SI 81 X SI 81 1-1		 B SI 84 X SI 85 1-0		4 0 1 0 0 0 1												
Jay Payton, R OBP: 0.242, SLG: 0.364 (1, 7)		 F SI 86 B FF 84 X SI 84 1-1		 C FF 87 C FF 87 B SI 80 B SI 80 F FF 88 B CU 76 X CH 84 2-2		 B SI 83 X SI 81 2-2		 C FF 90 F SI 85 X CU 79 0-2		4 0 0 0 0 0 1												
10 Adam Jones, R OBP: 0.293, SLG: 0.370 (1, 8)			 X SI 88 0-0		 C CH 82 B SI 83 S CU 76 1-3		 C SI 88 B SI 84 X SI 83 1-1	 30 2B 1 SF8		3 1 1 0 0 1 0												
Guillermo Quiroz, R OBP: 0.311, SLG: 0.325 (1, 2)			 C FF 86 B SI 88 X SI 84 2-2		 C SI 89 B SI 89 B SI 88 F SI 88 T CH 83 2-2		 C SI 81 B SI 89 X SI 81 1-2	 C SI 81 B SI 89 X SI 81 1-2		2 0 1 0 0 0 0												
Ramon Hernandez, R OBP: 0.234, SLG: 0.345 (8, PH) (9, 2)			 C SI 88 X SI 88 0-2		 X SI 88 0-2		 X SI 82 0-0	 B SI 84 X SI 83 2-0		1 0 1 0 0 0 0												
13 Alex Cintron, S OBP: 0.625, SLG: 0.571 (1, 6)			 X SI 88 0-2					 B SI 84 X SI 83 2-0		0 0 0 0 0 0 0												
30 Luke Scott, L OBP: 0.353, SLG: 0.439 (8, PH)								 B SI 84 X SI 83 2-0		1 0 1 0 0 0 0												
Freddie Bynum, L OBP: 0.308, SLG: 0.320 (8, PR) (9, 6)								 B SI 84 X SI 83 2-0		0 0 0 0 0 0 0												
Inning Stats	R: 0 E: 0 K: 1 S: 14	H: 0 LOB: 0 BB: 0 P: 17	R: 0 E: 0 K: 1 S: 6	H: 0 LOB: 0 BB: 0 P: 11	R: 0 E: 0 K: 0 S: 9	H: 1 LOB: 1 BB: 0 P: 12	R: 0 E: 0 K: 1 S: 7	H: 0 LOB: 1 BB: 1 P: 12	R: 0 E: 0 K: 1 S: 11	H: 0 LOB: 0 BB: 0 P: 16	R: 0 E: 0 K: 0 S: 9	H: 1 LOB: 0 BB: 0 P: 15	R: 0 E: 0 K: 0 S: 8	H: 0 LOB: 0 BB: 0 P: 11	R: 1 E: 0 K: 1 S: 10	H: 2 LOB: 2 BB: 0 P: 16	R: 0 E: 0 K: 1 S: 11	H: 1 LOB: 1 BB: 0 P: 16	1B: 3 2B: 2 3B: 0 HR: 0	SF: 1 SAC: 0 DP: 0 HBP: 0	WP: 0 PB: 0 CS: 0	PA: 33
PITCHER	IP WLS BF H R ER SO BB IBB HBP BLK WP HR S P ERA WHIP											IP WLS BF H R ER SO BB IBB HBP BLK WP HR S P ERA WHIP										
31 John Lannan, L ERA: 3.4 (1, 1)	7.1 W 27 4 1 1 0 0 0 0 0 0 0 0 71 105 0.625 0.682																					
Luis Ayala, R ERA: 5.47 (8, 1)	0.2 H 2 0 0 0 0 0 0 0 0 0 0 0 3 5 0.00 0.000																					
Jon Rauch, R ERA: 2.49 (9, 1)	1.0 S 4 1 0 0 1 0 0 0 0 0 0 0 11 16 0.00 1.000																					

Batter	1	2	3	4	5	6	7	8	9	AB	R	H	RBI	BB	SO	LOB	TOP			
11 Jimmy Rollins, S OBP: 0.375, SLG: 0.549	L9		K		F9		G3			3	0	0	0	1	1	0	Philadelphia Phillies @ Washington Nationals Nationals Park, Washington, DC Mon May 19 2008, 7:10 PM EDT Att: 25,394 - Partly Cloudy - 65 F			
8 Shane Victorino, S OBP: 0.302, SLG: 0.328	26 1B		26 1B		G5-3		G3			4	0	2	0	0	0	2				
26 Chase Utley, L OBP: 0.390, SLG: 0.633	1B		1B		G4-3		F7			4	0	2	0	0	0	2				
6 Ryan Howard, L OBP: 0.290, SLG: 0.404	K		F7		G4-3		F7			4	0	0	0	0	1	4				
Pat Burrell, R OBP: 0.422, SLG: 0.568	G5-3		F7		G6-3		K			4	0	0	0	0	1	4				
10 Geoff Jenkins, L OBP: 0.313, SLG: 0.375	51 G6-3		51 G6-3		7 FC6-4		F7			3	0	2	0	1	0	0				
7 Pedro Feliz, R OBP: 0.270, SLG: 0.400	G5-3		P3		FC6-4		F8			4	0	0	0	0	0	3				
51 Carlos Ruiz, R OBP: 0.304, SLG: 0.304	G6-3		G6-3		G6-3		G6-3			4	0	1	0	0	0	2				
39 Brett Myers, R	G4-3		G6-3		G6-3		K			2	0	0	0	0	0	2				
19 Greg Dobbs, L OBP: 0.391, SLG: 0.500	G4-3		G6-3		G6-3		K			1	0	0	0	0	0	1				
46 Ryan Madson, L										0	0	0	0	0	0	0				
2B Jayson Werth, R OBP: 0.345, SLG: 0.540										1	0	0	0	0	1	0				
Inning Stats	R: 0 H: 2 E: 0 K: 1 S: 13	H: 2 LOB: 2 BB: 0 P: 21	R: 0 H: 1 E: 0 K: 0 S: 9	H: 1 LOB: 1 BB: 0 P: 14	R: 0 H: 2 E: 0 K: 1 S: 7	H: 2 LOB: 2 BB: 0 P: 11	R: 0 H: 1 E: 0 K: 0 S: 9	H: 1 LOB: 1 BB: 0 P: 12	R: 0 H: 0 E: 0 K: 0 S: 5	H: 0 LOB: 0 BB: 0 P: 11	R: 0 H: 1 E: 0 K: 1 S: 9	H: 1 LOB: 2 BB: 1 P: 19	R: 0 H: 0 E: 0 K: 1 S: 7	H: 0 LOB: 0 BB: 0 P: 12	R: 0 H: 0 E: 0 K: 1 S: 8	H: 0 LOB: 0 BB: 0 P: 14	1B: 5 2B: 2 3B: 0 HR: 0	SF: 0 SAC: 0 DP: 0 HBP: 0	WP: 0 PB: 0 SB: 0 CS: 0	PA: 36
PITCHER	IP WLS BF H R ER SO BB IBB HBP BLK WP HR S P ERA WHIP	IP WLS BF H R ER SO BB IBB HBP BLK WP HR S P ERA WHIP	IP WLS BF H R ER SO BB IBB HBP BLK WP HR S P ERA WHIP	IP WLS BF H R ER SO BB IBB HBP BLK WP HR S P ERA WHIP	IP WLS BF H R ER SO BB IBB HBP BLK WP HR S P ERA WHIP	IP WLS BF H R ER SO BB IBB HBP BLK WP HR S P ERA WHIP	IP WLS BF H R ER SO BB IBB HBP BLK WP HR S P ERA WHIP	IP WLS BF H R ER SO BB IBB HBP BLK WP HR S P ERA WHIP	IP WLS BF H R ER SO BB IBB HBP BLK WP HR S P ERA WHIP	IP WLS BF H R ER SO BB IBB HBP BLK WP HR S P ERA WHIP	IP WLS BF H R ER SO BB IBB HBP BLK WP HR S P ERA WHIP	IP WLS BF H R ER SO BB IBB HBP BLK WP HR S P ERA WHIP	IP WLS BF H R ER SO BB IBB HBP BLK WP HR S P ERA WHIP	IP WLS BF H R ER SO BB IBB HBP BLK WP HR S P ERA WHIP	IP WLS BF H R ER SO BB IBB HBP BLK WP HR S P ERA WHIP	IP WLS BF H R ER SO BB IBB HBP BLK WP HR S P ERA WHIP	IP WLS BF H R ER SO BB IBB HBP BLK WP HR S P ERA WHIP			
Tim Redding, R ERA: 3.16	6.1	W	28	7	0	0	2	2	0	0	0	0	0	0	0	0	0.00	1.421		
52 Saul Rivera, R ERA: 4.29	0.2	H	2	0	0	0	0	0	0	0	0	0	0	0	0	0	0.00	0.000		
Luis Ayala, R ERA: 5.26	1.0		3	0	0	0	1	0	0	0	0	0	0	0	0	0	0.00	0.000		
38 Joel Hanrahan, R ERA: 4.1	1.0		3	0	0	0	1	0	0	0	0	0	0	0	0	0	0.00	0.000		

Batter	1	2	3	4	5	6	7	8	9	AB	R	H	RBI	BB	SO	LOB	BOTTOM			
Felipe Lopez, S OBP: 0.313, SLG: 0.329	G3		15 1B 44 2B		F8		FC4-6			4	1	1	0	0	0	2	Philadelphia Phillies @ Washington Nationals Nationals Park, Washington, DC Mon May 19 2008, 7:10 PM EDT Att: 25,394 - Partly Cloudy - 65 F			
15 Cristian Guzman, S OBP: 0.330, SLG: 0.458	11 2B 21 SF8		11 BB 44 2B		G1-3		CS			4	3	3	0	0	0	1				
11 Ryan Zimmerman, R OBP: 0.285, SLG: 0.433	2B		44 2B		G3		G4-6-3			3	0	2	0	1	0	0				
21 Dmitri Young, S OBP: 0.333, SLG: 0.286	SF8		K		G6-3		G4-6-3			3	0	0	1	0	1	4				
38 Joel Hanrahan, R			K		G6-3		G4-6-3			0	0	0	0	0	0	0				
44 Lastings Milledge, R OBP: 0.309, SLG: 0.333	F8		1B		G1-3		G1-3			4	0	2	2	0	0	1				
Rob Mackowiak, L OBP: 0.283, SLG: 0.282	G3-1		L5		G3		K			3	0	1	0	0	0	2				
8 Aaron Boone, R OBP: 0.411, SLG: 0.547	G3-1		L5		G3		K			1	0	0	0	0	1	0				
3 Jesus Flores, R OBP: 0.476, SLG: 0.618	G4-3		G6-3		K		G5-3			4	0	1	0	0	1	4				
22 Willie Harris, L OBP: 0.323, SLG: 0.333	G4-3		SH2-4 BB		G3		P2			3	0	0	0	1	0	1				
Tim Redding, R OBP: 0.188, SLG: 0.200	G1-3		SH2-4 BB		G3		FC4-6 BB			1	0	0	0	1	0	1				
52 Saul Rivera, S										0	0	0	0	0	0	0				
34 Elijah Dukes, R OBP: 0.143, SLG: 0.083										0	0	0	0	0	0	0				
Inning Stats	R: 1 H: 2 E: 0 K: 0 S: 18	H: 2 LOB: 1 BB: 0 P: 25	R: 0 H: 1 E: 0 K: 0 S: 10	H: 1 LOB: 0 BB: 0 P: 15	R: 2 H: 3 E: 0 K: 1 S: 10	H: 3 LOB: 2 BB: 1 P: 19	R: 0 H: 0 E: 0 K: 0 S: 9	H: 0 LOB: 1 BB: 1 P: 13	R: 0 H: 2 E: 0 K: 1 S: 11	H: 2 LOB: 2 BB: 0 P: 19	R: 0 H: 0 E: 0 K: 0 S: 8	H: 0 LOB: 0 BB: 1 P: 17	R: 1 H: 2 E: 0 K: 0 S: 8	H: 2 LOB: 0 BB: 0 P: 13	R: 0 H: 0 E: 0 K: 1 S: 9	H: 0 LOB: 0 BB: 0 P: 14	1B: 4 2B: 6 3B: 0 HR: 0	SF: 1 SAC: 1 DP: 1 HBP: 0	WP: 0 PB: 0 SB: 0 CS: 1	PA: 36
PITCHER	IP WLS BF H R ER SO BB IBB HBP BLK WP HR S P ERA WHIP	IP WLS BF H R ER SO BB IBB HBP BLK WP HR S P ERA WHIP	IP WLS BF H R ER SO BB IBB HBP BLK WP HR S P ERA WHIP	IP WLS BF H R ER SO BB IBB HBP BLK WP HR S P ERA WHIP	IP WLS BF H R ER SO BB IBB HBP BLK WP HR S P ERA WHIP	IP WLS BF H R ER SO BB IBB HBP BLK WP HR S P ERA WHIP	IP WLS BF H R ER SO BB IBB HBP BLK WP HR S P ERA WHIP	IP WLS BF H R ER SO BB IBB HBP BLK WP HR S P ERA WHIP	IP WLS BF H R ER SO BB IBB HBP BLK WP HR S P ERA WHIP	IP WLS BF H R ER SO BB IBB HBP BLK WP HR S P ERA WHIP	IP WLS BF H R ER SO BB IBB HBP BLK WP HR S P ERA WHIP	IP WLS BF H R ER SO BB IBB HBP BLK WP HR S P ERA WHIP	IP WLS BF H R ER SO BB IBB HBP BLK WP HR S P ERA WHIP	IP WLS BF H R ER SO BB IBB HBP BLK WP HR S P ERA WHIP	IP WLS BF H R ER SO BB IBB HBP BLK WP HR S P ERA WHIP	IP WLS BF H R ER SO BB IBB HBP BLK WP HR S P ERA WHIP				
39 Brett Myers, R ERA: 5.76	6.0	L	28	8	3	3	2	3	0	0	0	0	0	0	0	0	4.50	1.833		
46 Ryan Madson, R ERA: 4.24	2.0		7	2	1	1	1	0	0	0	0	0	0	0	0	0	4.50	1.000		

Batter	1	2	3	4	5	6	7	8	9	AB	R	H	RBI	BB	SO	LOB	TOP			
11 Jimmy Rollins, S OBP: 0.366, SLG: 0.523	F8		P5		F7		IBB		F7	4	0	0	0	1	0	2	Philadelphia Phillies @ Washington Nationals Nationals Park, Washington, DC Tue May 20 2008, 7:10 PM EDT Att: 28,105 - Partly Cloudy - 61 F			
8 Shane Victorino, S OBP: 0.306, SLG: 0.333	L4		26 S BB		G5-3		F8		2B	4	0	1	0	1	0	3				
26 Chase Utley, L OBP: 0.388, SLG: 0.630	2B		K		P6		F9			4	0	1	0	0	1	1				
6 Ryan Howard, L OBP: 0.289, SLG: 0.396	BB		K		K		K		K	3	0	0	0	1	3	1				
Pat Burrell, R OBP: 0.419, SLG: 0.556 28 Jayson Werth, R OBP: 0.345, SLG: 0.540	P2		K		P3		BB			3	0	0	0	1	1	2				
10 Geoff Jenkins, L OBP: 0.318, SLG: 0.379	1B		1B		P3		P4			4	0	2	0	0	0	1				
7 Pedro Feliz, R OBP: 0.276, SLG: 0.409 4 Eric Bruntlett, R OBP: 0.303, SLG: 0.339	F8		P4		SH1-4 51 1B		SH1-4 19 1B		2B	4	0	2	0	0	0	2				
51 Carlos Ruiz, R OBP: 0.304, SLG: 0.305	K		F9		SH1-4 35		SH1-4		SH1-4	3	0	1	0	0	1	2				
35 Cole Hamels, L OBP: 0.296, SLG: 0.333 45 Tom Gordon, R 19 Greg Dobbs, L 54 Brad Lidge, R	G3		G4-3		SH1-4 2-3		SH1-4 8 2B		1B	2	0	0	0	0	0	1				
Inning Stats	R: 0 E: 0 K: 10 S: 10	H: 1 LOB: 2 BB: 1 P: 17	R: 0 E: 0 K: 1 S: 7	H: 1 LOB: 1 BB: 0 P: 10	R: 0 E: 0 K: 2 S: 11	H: 0 LOB: 1 BB: 1 P: 19	R: 0 E: 0 K: 1 S: 7	H: 1 LOB: 1 BB: 0 P: 10	R: 0 E: 0 K: 1 S: 8	H: 0 LOB: 0 BB: 0 P: 11	R: 0 E: 0 K: 1 S: 9	H: 2 LOB: 3 BB: 1 P: 18	R: 0 E: 0 K: 1 S: 12	H: 0 LOB: 2 BB: 1 P: 20	R: 0 E: 0 K: 1 S: 12	H: 3 LOB: 2 BB: 0 P: 18		1B: 5 2B: 3 3B: 0 HR: 0	SF: 0 SAC: 2 DP: 0 HBP: 0	WP: 0 PB: 0 SB: 1 CS: 0
PITCHER	IP WLS BF H R ER SO	IP WLS BF H R ER SO	IP WLS BF H R ER SO	IP WLS BF H R ER SO	IP WLS BF H R ER SO	IP WLS BF H R ER SO	IP WLS BF H R ER SO	IP WLS BF H R ER SO	IP WLS BF H R ER SO	IP WLS BF H R ER SO	IP WLS BF H R ER SO	IP WLS BF H R ER SO	IP WLS BF H R ER SO	IP WLS BF H R ER SO	IP WLS BF H R ER SO	IP WLS BF H R ER SO	ERA WHIP	ERA WHIP		
57 Jason Bergmann, R ERA: 5.47	7.0	29	5	0	0	5	2	1	0	0	0	0	0	0	0	0	0.00	1.000		
52 Saul Rivera, R ERA: 4.13	1.0	4	0	0	0	1	1	0	0	0	0	0	0	0	0	0	0.00	1.000		
Jon Rauch, R ERA: 2.78	1.0	L	5	3	1	1	0	0	0	0	0	0	0	0	0	0	9.00	3.000		

AB 32
R 1
H 8
RBI 1
BB 4
SO 6
LOB 15



Batter	1	2	3	4	5	6	7	8	9	AB	R	H	RBI	BB	SO	LOB	BOTTOM					
Felipe Lopez, S OBP: 0.327, SLG: 0.320	K		15 FC5-4 BB		K		G5-3		G4-3	4	0	0	0	1	2	2	Philadelphia Phillies @ Washington Nationals Nationals Park, Washington, DC Tue May 20 2008, 7:10 PM EDT Att: 28,105 - Partly Cloudy - 61 F					
15 Cristian Guzman, S OBP: 0.333, SLG: 0.459	21 S 1B		FC5-4		G6-3		G6-3		11 FC1-4 1B	4	0	2	0	0	0	1						
11 Ryan Zimmerman, R OBP: 0.284, SLG: 0.429	F7		44 F9 21 1B		K		FC1-4 21 BB			4	0	1	0	0	1	2						
21 Dmitri Young, S OBP: 0.364, SLG: 0.294	G5-3		1B		G6-3		G6-3		BB	3	0	1	0	1	0	1						
44 Lastings Milledge, R OBP: 0.303, SLG: 0.325	L9		F9		K		G5-3			4	0	0	0	0	1	4						
3 Jesus Flores, R OBP: 0.435, SLG: 0.553	K		K		L5		K		K	4	0	0	0	0	3	2						
26 Wily Mo Peña, R OBP: 0.271, SLG: 0.250	F8		F8		2B		K		K	4	0	1	0	0	1	2						
34 Elijah Dukes, R OBP: 0.188, SLG: 0.077	K		K		K		BB		S	2	0	0	0	2	2	0						
57 Jason Bergmann, R 8 Aaron Boone, R 52 Saul Rivera, S Jon Rauch, R Rob Mackowiak, L 22 Willie Harris, S	K		K		K		BB		BB	2	0	0	0	0	2	0						
Inning Stats	R: 0 E: 0 K: 1 S: 15	H: 1 LOB: 0 BB: 0 P: 19	R: 0 E: 0 K: 1 S: 6	H: 0 LOB: 0 BB: 0 P: 8	R: 0 E: 0 K: 2 S: 12	H: 0 LOB: 1 BB: 1 P: 21	R: 0 E: 0 K: 1 S: 13	H: 2 LOB: 2 BB: 0 P: 18	R: 0 E: 0 K: 3 S: 10	H: 0 LOB: 0 BB: 0 P: 15	R: 0 E: 0 K: 1 S: 6	H: 0 LOB: 0 BB: 0 P: 9	R: 0 E: 0 K: 2 S: 11	H: 1 LOB: 2 BB: 1 P: 20	R: 0 E: 0 K: 0 S: 12	H: 1 LOB: 2 BB: 1 P: 20		R: 0 E: 0 K: 2 S: 13	H: 0 LOB: 2 BB: 2 P: 22	1B: 4 2B: 1 3B: 0 HR: 0	SF: 0 SAC: 0 DP: 0 HBP: 0	WP: 0 PB: 0 SB: 3 CS: 0
PITCHER	IP WLS BF H R ER SO	IP WLS BF H R ER SO	IP WLS BF H R ER SO	IP WLS BF H R ER SO	IP WLS BF H R ER SO	IP WLS BF H R ER SO	IP WLS BF H R ER SO	IP WLS BF H R ER SO	IP WLS BF H R ER SO	IP WLS BF H R ER SO	IP WLS BF H R ER SO	IP WLS BF H R ER SO	IP WLS BF H R ER SO	IP WLS BF H R ER SO	IP WLS BF H R ER SO	IP WLS BF H R ER SO	ERA WHIP	ERA WHIP				
35 Cole Hamels, L ERA: 2.61	7.0	27	4	0	0	10	2	0	0	0	0	0	0	0	0	0	0.00	0.857				
45 Tom Gordon, R ERA: 4.29	1.0	W	5	1	0	0	1	0	0	0	0	0	0	0	0	0	0.00	2.000				
54 Brad Lidge, R ERA: 0.45	1.0	S	5	0	0	0	2	0	0	0	0	0	0	0	0	0	0.00	2.000				

AB 32
R 0
H 5
RBI 0
BB 5
SO 13
LOB 16



Batter	1	2	3	4	5	6	7	8	9	AB	R	H	RBI	BB	SO	LOB	TOP						
11 Jimmy Rollins, S OBP: 0.364, SLG: 0.522										6	1	2	1	0	2	1							
8 Shane Victorino, S OBP: 0.321, SLG: 0.375										5	3	3	2	1	0	1							
26 Chase Utley, L OBP: 0.390, SLG: 0.632										4	1	2	1	0	1	1							
4 Eric Bruntlett, R OBP: 0.306, SLG: 0.336										4	1	0	0	1	0	0							
6 Ryan Howard, L OBP: 0.300, SLG: 0.443										5	2	3	4	1	1	1							
Pat Burrell, R OBP: 0.413, SLG: 0.542										4	0	0	0	1	2	4							
55 Clay Condrey, R										0	0	0	0	0	0	0							
28 Jayson Werth, R OBP: 0.340, SLG: 0.523										4	1	0	0	1	1	6							
7 Pedro Feliz, R OBP: 0.286, SLG: 0.434										5	2	3	1	0	0	0							
27 Chris Coste, R OBP: 0.400, SLG: 0.539										5	1	2	1	0	0	0							
Jamie Moyer, L OBP: 0.250, SLG: 0.222										3	1	0	0	1	2	2							
So Taguchi, R OBP: 0.240, SLG: 0.217										0	0	0	0	1	0	0							
Inning Stats	R: 1 H: 2 E: 0 K: 0 S: 10	L: 2 LOB: 2 BB: 1 P: 19	R: 1 H: 2 E: 0 K: 0 S: 13	L: 2 LOB: 1 BB: 0 P: 18	R: 0 H: 1 E: 0 K: 0 S: 8	L: 1 LOB: 1 BB: 0 P: 13	R: 0 H: 0 E: 0 K: 1 S: 6	L: 0 LOB: 0 BB: 0 P: 8	R: 2 H: 2 E: 0 K: 3 S: 15	L: 2 LOB: 0 BB: 0 P: 21	R: 8 H: 8 E: 1 K: 2 S: 31	L: 8 LOB: 2 BB: 2 P: 55	R: 0 H: 0 E: 0 K: 2 S: 14	L: 0 LOB: 3 BB: 3 P: 31	R: 0 H: 0 E: 0 K: 0 S: 10	L: 0 LOB: 1 BB: 1 P: 16	R: 0 H: 0 E: 0 K: 1 S: 11	L: 0 LOB: 0 BB: 0 P: 16	1B: 7 2B: 4 3B: 0 HR: 4	SF: 0 SAC: 0 DP: 0 HBP: 0	WP: 1 PB: 0 SB: 1 CS: 0	PA: 49	
PITCHER	IP: 5.0 WLS: L BF: 23 ERA: 6.19	H: 7 R: 4 ER: 4 SO: 4	H: 5 R: 6 ER: 6 SO: 4	H: 6 R: 6 ER: 6 SO: 4	BB: 1 IBB: 0 HBP: 0 BLK: 0	BB: 1 IBB: 0 HBP: 0 BLK: 0	WP: 0 HR: 3 S: 52 P: 79	ERA: 7.20 WHIP: 1.600	IP: 6.1 WLS: L BF: 25 ERA: 6.19	H: 7 R: 5 ER: 6 SO: 4	BB: 1 IBB: 0 HBP: 0 BLK: 0	WP: 0 HR: 3 S: 52 P: 79	ERA: 7.20 WHIP: 1.600	IP: 6.1 WLS: L BF: 25 ERA: 6.19	H: 7 R: 5 ER: 6 SO: 4	BB: 1 IBB: 0 HBP: 0 BLK: 0	WP: 0 HR: 3 S: 52 P: 79	ERA: 7.20 WHIP: 1.600	IP: 6.1 WLS: L BF: 25 ERA: 6.19	H: 7 R: 5 ER: 6 SO: 4	BB: 1 IBB: 0 HBP: 0 BLK: 0	WP: 0 HR: 3 S: 52 P: 79	ERA: 7.20 WHIP: 1.600

Philadelphia Phillies @ Washington Nationals
Nationals Park, Washington, DC
Wed May 21, 2008, 7:10 PM EDT
Att: 28,055 - Cloudy - 65 F

AB 42
R 12
H 15
RBI 10
BB 7
SO 9
LOB 16



Batter	1	2	3	4	5	6	7	8	9	AB	R	H	RBI	BB	SO	LOB	BOTTOM						
Felipe Lopez, S OBP: 0.330, SLG: 0.335										5	1	2	0	0	1	2							
15 Cristian Guzman, S OBP: 0.329, SLG: 0.452										3	0	0	0	0	0	1							
22 Willie Harris, L OBP: 0.313, SLG: 0.321										2	0	0	0	0	0	2							
11 Ryan Zimmerman, R OBP: 0.288, SLG: 0.431										4	0	2	1	0	0	1							
8 Aaron Boone, R OBP: 0.405, SLG: 0.538										0	0	0	0	0	0	0							
21 Dmitri Young, S OBP: 0.385, SLG: 0.300										3	0	1	1	1	0	1							
44 Lastings Milledge, R OBP: 0.307, SLG: 0.329										4	0	2	0	0	1	4							
3 Jesus Flores, R OBP: 0.460, SLG: 0.595										4	0	3	0	0	0	1							
26 Willy Mo Peña, R OBP: 0.273, SLG: 0.253										3	0	1	0	0	0	2							
38 Joel Hanrahan, R										1	0	0	0	0	0	1							
34 Elijah Dukes, R OBP: 0.194, SLG: 0.100										4	0	1	0	0	2	5							
47 Matt Chico, L OBP: 0.154, SLG: 0.154										1	0	0	0	0	0	0							
Jesus Colome, R										0	0	0	0	0	0	0							
49 Chris Schroder, R										0	0	0	0	0	0	0							
Rob Mackowiak, L OBP: 0.286, SLG: 0.268										2	1	0	0	0	0	1							
Inning Stats	R: 0 H: 1 E: 0 K: 0 S: 11	L: 1 LOB: 0 BB: 0 P: 17	R: 0 H: 2 E: 0 K: 2 S: 16	L: 2 LOB: 0 BB: 0 P: 25	R: 0 H: 1 E: 0 K: 0 S: 12	L: 1 LOB: 2 BB: 1 P: 22	R: 0 H: 2 E: 0 K: 1 S: 7	L: 2 LOB: 2 BB: 0 P: 12	R: 0 H: 0 E: 0 K: 0 S: 5	L: 0 LOB: 0 BB: 0 P: 9	R: 0 H: 1 E: 0 K: 0 S: 5	L: 1 LOB: 0 BB: 0 P: 10	R: 2 H: 4 E: 0 K: 1 S: 16	L: 4 LOB: 2 BB: 0 P: 20	R: 0 H: 1 E: 0 K: 0 S: 6	L: 1 LOB: 0 BB: 0 P: 7	R: 0 H: 0 E: 0 K: 1 S: 7	L: 0 LOB: 0 BB: 0 P: 10	1B: 9 2B: 3 3B: 0 HR: 0	SF: 0 SAC: 1 DP: 2 HBP: 0	WP: 0 PB: 0 SB: 1 CS: 0	PA: 38	
PITCHER	IP: 6.0 WLS: W BF: 25 ERA: 4.37	H: 7 R: 1 ER: 0 SO: 3	H: 7 R: 2 ER: 2 SO: 2	H: 5 R: 2 ER: 2 SO: 2	BB: 1 IBB: 0 HBP: 0 BLK: 0	BB: 0 IBB: 0 HBP: 0 BLK: 0	WP: 0 HR: 0 S: 29 P: 37	ERA: 6.00 WHIP: 1.667	IP: 3.0 WLS: S BF: 13 ERA: 5.03	H: 5 R: 2 ER: 2 SO: 2	BB: 0 IBB: 0 HBP: 0 BLK: 0	WP: 0 HR: 0 S: 29 P: 37	ERA: 6.00 WHIP: 1.667	IP: 3.0 WLS: S BF: 13 ERA: 5.03	H: 5 R: 2 ER: 2 SO: 2	BB: 0 IBB: 0 HBP: 0 BLK: 0	WP: 0 HR: 0 S: 29 P: 37	ERA: 6.00 WHIP: 1.667	IP: 3.0 WLS: S BF: 13 ERA: 5.03	H: 5 R: 2 ER: 2 SO: 2	BB: 0 IBB: 0 HBP: 0 BLK: 0	WP: 0 HR: 0 S: 29 P: 37	ERA: 6.00 WHIP: 1.667

Philadelphia Phillies @ Washington Nationals
Nationals Park, Washington, DC
Wed May 21, 2008, 7:10 PM EDT
Att: 28,055 - Cloudy - 65 F

AB 36
R 2
H 12
RBI 2
BB 1
SO 5
LOB 23



Batter	1	2	3	4	5	6	7	8	9	AB	R	H	RBI	BB	SO	LOB	TOP								
23 Rickie Weeks Jr. R OBP: 0.341, SLG: 0.376										3	0	1	0	1	1	3	Milwaukee Brewers @ Washington Nationals Nationals Park, Washington, DC Fri May 23 2008, 7:35 PM EDT Att: 28,007 - Partly Cloudy - 69 F livebaseballscorecards.com								
25 Mike Cameron R OBP: 0.299, SLG: 0.443										4	0	1	0	0	1	2									
8 Ryan Braun R OBP: 0.319, SLG: 0.575										4	0	0	0	0	1	3									
28 Prince Fielder L OBP: 0.367, SLG: 0.429										3	0	1	0	1	0	1									
1 Corey Hart R OBP: 0.352, SLG: 0.446										3	0	0	0	0	2	1									
Brian Shouse L (6, 1)										0	0	0	0	0	0	0									
48 Tim Lillard R (8, 1)										0	0	0	0	0	0	0									
Craig Counsell L (9, PH)										1	0	1	0	0	0	0									
7 J.J. Hardy R OBP: 0.326, SLG: 0.323											4	1	1	0	0	1		2							
2 Bill Hall R OBP: 0.293, SLG: 0.422											4	0	1	0	0	0		3							
37 Jeff Suppan R OBP: 0.056, SLG: 0.056											2	0	1	1	0	1	1								
22 Tony Gwynn Jr. L OBP: 0.235, SLG: 0.229											2	0	0	0	0	1	2								
18 Jason Kendall R OBP: 0.343, SLG: 0.353										3	0	1	0	0	0	1									
Inning Stats	R: 0 E: 0 K: 0 S: 7	H: 0 LOB: 0 BB: 1 P: 14	R: 0 E: 0 K: 1 S: 10	H: 0 LOB: 0 BB: 0 P: 14	R: 0 E: 0 K: 1 S: 12	H: 1 LOB: 0 BB: 0 P: 19	R: 0 E: 0 K: 0 S: 7	H: 1 LOB: 0 BB: 0 P: 12	R: 1 E: 0 K: 1 S: 18	H: 3 LOB: 2 BB: 0 P: 25	R: 0 E: 0 K: 3 S: 15	H: 1 LOB: 1 BB: 0 P: 19	R: 0 E: 0 K: 2 S: 10	H: 0 LOB: 0 BB: 0 P: 14	R: 0 E: 0 K: 0 S: 11	H: 1 LOB: 1 BB: 0 P: 19	R: 0 E: 0 K: 0 S: 13	H: 1 LOB: 2 BB: 1 P: 24	1B: 6 2B: 2 3B: 0 HR: 0	SF: 0 SAC: 0 DP: 2 HBP: 0	WP: 0 PB: 0 SB: 1 CS: 0	PA: 35			
PITCHER	IP	WLS	BF	H	R	ER	SO	BB	IBB	HBP	BLK	WP	HR	S	P	ERA	WHIP								
45 Odalis Perez L ERA: 4.13	5.0		19	5	1	1	3	1	0	0	0	0	0	54	84	1.80	1.200								
22 Brian Sanches R ERA:	1.0	W	4	1	0	0	3	0	0	0	0	0	0	15	19	0.00	1.000								
52 Saul Rivera R ERA: 3.99	1.0		3	0	0	0	2	0	0	0	0	0	0	14	14	0.00	0.000								
Luis Ayala R ERA: 5.06	1.0		4	1	0	0	0	0	0	0	0	0	0	11	19	0.00	1.000								
Jon Rauch R ERA: 2.66	1.0		5	1	0	0	0	1	0	0	0	0	0	13	24	0.00	2.000								

Batter	1	2	3	4	5	6	7	8	9	AB	R	H	RBI	BB	SO	LOB	BOTTOM								
Felipe Lopez S OBP: 0.328, SLG: 0.329										3	1	0	0	1	0	0	Milwaukee Brewers @ Washington Nationals Nationals Park, Washington, DC Fri May 23 2008, 7:35 PM EDT Att: 28,007 - Partly Cloudy - 69 F livebaseballscorecards.com								
15 Cristian Guzman S OBP: 0.322, SLG: 0.443										4	1	0	0	0	1										
11 Ryan Zimmerman R OBP: 0.292, SLG: 0.434										3	1	1	1	1	1	0									
21 Dmitri Young S OBP: 0.379, SLG: 0.273										2	0	0	0	0	0	1									
8 Aaron Boone R OBP: 0.400, SLG: 0.530										1	1	0	0	0	1	0									
44 Lastings Milledge R OBP: 0.301, SLG: 0.322										4	0	0	1	0	0	2									
3 Jesus Flores R OBP: 0.453, SLG: 0.600										3	0	1	2	0	1	0									
26 Wily Mo Peña R OBP: 0.284, SLG: 0.290										2	1	1	1	1	0	0									
34 Elijah Dukes R OBP: 0.184, SLG: 0.094										2	0	0	0	0	1	0									
Rob Mackowiak L OBP: 0.280, SLG: 0.262										1	0	0	0	0	1	2									
52 Saul Rivera S										0	0	0	0	0	0	0									
Luis Ayala R										0	0	0	0	0	0	0									
Jon Rauch R										0	0	0	0	0	0	0									
45 Odalis Perez L OBP: 0.294, SLG: 0.294										1	0	0	0	0	1	0									
22 Brian Sanches R (6, 1)										0	0	0	0	0	0	0									
Ryan Langerhans L (6, PH) (7, 9)										2	0	0	0	0	0	0									
Inning Stats	R: 0 E: 0 K: 0 S: 8	H: 0 LOB: 1 BB: 1 P: 16	R: 1 E: 0 K: 2 S: 11	H: 1 LOB: 0 BB: 0 P: 20	R: 0 E: 0 K: 1 S: 7	H: 0 LOB: 0 BB: 0 P: 10	R: 0 E: 0 K: 1 S: 8	H: 0 LOB: 0 BB: 0 P: 11	R: 0 E: 0 K: 0 S: 5	H: 0 LOB: 0 BB: 0 P: 9	R: 4 E: 1 K: 1 S: 14	H: 2 LOB: 2 BB: 2 P: 29	R: 0 E: 0 K: 0 S: 6	H: 0 LOB: 0 BB: 0 P: 10	R: 0 E: 0 K: 1 S: 8	H: 0 LOB: 0 BB: 0 P: 11	1B: 0 2B: 2 3B: 0 HR: 1	SF: 0 SAC: 0 DP: 0 HBP: 1	WP: 0 PB: 0 SB: 0 CS: 0	PA: 32					
PITCHER	IP	WLS	BF	H	R	ER	SO	BB	IBB	HBP	BLK	WP	HR	S	P	ERA	WHIP								
37 Jeff Suppan R ERA: 4.47	5.2	L	25	3	1	1	4	3	0	1	0	0	0	9	16	0.00	0.000								
Brian Shouse L ERA: 2.35	1.1		4	0	0	0	1	0	0	0	0	0	0	9	16	0.00	0.000								
48 Tim Lillard R ERA:	1.0		3	0	0	0	1	0	0	0	0	0	0	8	11	0.00	0.000								

Milwaukee Brewers @ Washington Nationals
 Nationals Park, Washington, DC
 Fri May 23 2008, 7:35 PM EDT
 Att: 28,007 - Partly Cloudy - 69 F

AB 33
 R 1
 H 8
 RBI 1
 BB 2
 SO 8
 LOB 19

WP: 0
 PB: 0
 SB: 1
 CS: 0

AB 28
 R 5
 H 3
 RBI 5
 BB 3
 SO 6
 LOB 6

WP: 0
 PB: 0
 SB: 0
 CS: 0

AB 28
 R 5
 H 3
 RBI 5
 BB 3
 SO 6
 LOB 6



Batter	1	2	3	4	5	6	7	8	9	AB	R	H	RBI	BB	SO	LOB	TOP										
23 Ricke Weeks Jr. R OBP: 0.339, SLG: 0.373										4	0	1	1	0	1	3											
25 Mike Cameron R OBP: 0.307, SLG: 0.489										4	2	2	1	0	0	1											
8 Ryan Braun R OBP: 0.313, SLG: 0.564										4	0	0	0	0	3	1											
28 Prince Fielder L OBP: 0.365, SLG: 0.425										4	0	1	0	0	2	1											
1 Corey Hart R OBP: 0.355, SLG: 0.461										3	1	1	2	1	2	1											
7 J.J. Hardy R OBP: 0.324, SLG: 0.321										4	1	1	0	0	0	1											
2 Bill Hall R OBP: 0.292, SLG: 0.418										4	1	1	0	0	1	1											
73 Seth McClung L 12 Carlos Villanueva R 27 Joe Dillon R Guillermo Mota R 33 Gabe Kapler R Salomon Torres R										1	0	0	0	0	0	0											
18 Jason Kendall R OBP: 0.353, SLG: 0.366										3	0	2	1	0	1	1											
Inning Stats	R: 0 E: 0 K: 0 S: 9	H: 1 LOB: 0 BB: 0 P: 15	R: 0 E: 0 K: 2 S: 7	H: 0 LOB: 0 BB: 0 P: 11	R: 0 E: 0 K: 1 S: 12	H: 1 LOB: 1 BB: 0 P: 18	R: 2 E: 0 K: 1 S: 17	H: 2 LOB: 0 BB: 0 P: 27	R: 1 E: 0 K: 0 S: 10	H: 1 LOB: 0 BB: 0 P: 15	R: 0 E: 0 K: 2 S: 10	H: 1 LOB: 1 BB: 0 P: 14	R: 1 E: 0 K: 1 S: 12	H: 2 LOB: 1 BB: 0 P: 16	R: 1 E: 0 K: 2 S: 12	H: 1 LOB: 1 BB: 0 P: 24	R: 0 E: 0 K: 2 S: 11	H: 1 LOB: 1 BB: 0 P: 18	1B: 6 2B: 2 3B: 0 HR: 2	SF: 1 SAC: 1 DP: 1 HBP: 1	WP: 0 PB: 0 CS: 2	PA: 38					
PITCHER	IP	WLS	BF	H	R	ER	SO	BB	IBB	HBP	BLK	WP	HR	S	P	ERA	WHIP										
31 John Lannan L ERA: 3.57	5.0	L	19	5	3	3	4	0	0	1	1	0	1	55	86	5.40	1.000										
36 Joel Hanrahan R ERA: 3.77	2.0		9	3	1	1	3	0	0	0	0	0	0	22	30	4.50	1.500										
Jesus Colome R ERA: 5.96	1.0		5	1	1	1	2	1	0	0	0	0	1	12	24	9.00	2.000										
Charlie Manning L ERA:	1.0		4	1	0	0	2	0	0	0	0	0	0	11	18	0.00	1.000										

Milwaukee Brewers @ Washington Nationals
Nationals Park, Washington, DC
Sat May 24 2008, 7:10 PM EDT
Att: 30,029 - Partly Cloudy - 71 F

AB 33
R 5
H 10
RBI 5
BB 1
SO 11
LOB 11



Batter	1	2	3	4	5	6	7	8	9	AB	R	H	RBI	BB	SO	LOB	BOTTOM										
Felipe Lopez S OBP: 0.326, SLG: 0.327										4	0	1	0	0	1	1											
15 Cristian Guzman S OBP: 0.316, SLG: 0.435										4	0	0	0	0	1	1											
11 Ryan Zimmerman R OBP: 0.292, SLG: 0.431										4	0	1	0	0	0	1											
21 Dmitri Young S OBP: 0.333, SLG: 0.231										4	0	0	0	0	1	1											
22 Willie Harris L OBP: 0.313, SLG: 0.321										0	0	0	0	0	0	0											
44 Lastings Milledge R OBP: 0.305, SLG: 0.343										4	1	2	1	0	0	2											
26 Willy Mo Peña R OBP: 0.274, SLG: 0.278										4	0	0	0	0	2	2											
34 Elijah Dukes R OBP: 0.214, SLG: 0.139										4	1	2	0	0	1	3											
23 Wil Nieves R OBP: 0.389, SLG: 0.429										3	0	1	1	0	0	1											
8 Aaron Boone R OBP: 0.395, SLG: 0.522										1	0	0	0	0	1	0											
31 John Lannan L Rob Mackowiak L 36 Joel Hanrahan R Jesus Colome R Ryan Langerhans L Charlie Manning L										1	0	0	0	0	1	0											
Inning Stats	R: 0 E: 0 K: 0 S: 8	H: 0 LOB: 0 BB: 0 P: 11	R: 0 E: 0 K: 0 S: 6	H: 1 LOB: 1 BB: 0 P: 7	R: 0 E: 0 K: 1 S: 8	H: 0 LOB: 0 BB: 0 P: 14	R: 0 E: 0 K: 1 S: 8	H: 0 LOB: 0 BB: 0 P: 11	R: 2 E: 0 K: 2 S: 16	H: 3 LOB: 1 BB: 0 P: 25	R: 0 E: 0 K: 1 S: 8	H: 1 LOB: 1 BB: 0 P: 13	R: 0 E: 0 K: 1 S: 8	H: 1 LOB: 0 BB: 0 P: 10	R: 0 E: 0 K: 0 S: 12	H: 1 LOB: 1 BB: 0 P: 16	R: 0 E: 0 K: 2 S: 17	H: 0 LOB: 2 BB: 0 P: 23	1B: 5 2B: 1 3B: 0 HR: 1	SF: 0 SAC: 0 DP: 1 HBP: 0	WP: 3 PB: 0 CS: 0	PA: 35					
PITCHER	IP	WLS	BF	H	R	ER	SO	BB	IBB	HBP	BLK	WP	HR	S	P	ERA	WHIP										
73 Seth McClung R ERA: 3.55	5.0	W	19	4	2	2	4	0	0	0	0	1	0	8	13	0.00	1.000										
12 Carlos Villanueva R ERA: 6.3	1.0	H	4	1	0	0	1	0	0	0	0	1	0	8	13	0.00	1.000										
Guillermo Mota R ERA: 3.1	2.0	H	7	2	0	0	1	0	0	0	0	1	0	20	26	0.00	1.000										
Salomon Torres R ERA: 3.0	1.0	S	5	0	0	0	2	0	0	0	0	0	0	17	23	0.00	0.000										

Milwaukee Brewers @ Washington Nationals
Nationals Park, Washington, DC
Sat May 24 2008, 7:10 PM EDT
Att: 30,029 - Partly Cloudy - 71 F

AB 35
R 2
H 7
RBI 2
BB 0
SO 8
LOB 15



Batter	1	2	3	4	5	6	7	8	9	AB	R	H	RBI	BB	SO	LOB	TOP					
23 Rickie Weeks Jr., R OBP: 0.339, SLG: 0.567										3	1	0	0	0	3	1	Milwaukee Brewers @ Washington Nationals Nationals Park, Washington, DC Sun May 25 2008, 1:35 PM EDT Att: 35,567 - Sunny - 74 F					
25 Mike Cameron, R OBP: 0.311, SLG: 0.495										5	1	2	2	0	0	2						
33 Gabe Kapler, R OBP: 0.301, SLG: 0.488										5	0	1	1	1	0	0		2				
28 Prince Fielder, L OBP: 0.366, SLG: 0.425										5	1	2	0	0	1	2						
1 Corey Hart, R OBP: 0.351, SLG: 0.470										5	1	1	2	0	4	1						
14 Russell Branyan, L OBP: 0.270, SLG: 1.000										3	1	2	0	1	0	1						
11 Mike Rivera, R OBP: 0.345, SLG: 0.464										4	0	2	0	0	0	2						
Craig Counsell, L OBP: 0.329, SLG: 0.311										3	0	0	0	1	0	3						
26 Manny Parra, L OBP: 0.311, SLG: 0.380										2	0	1	0	0	1	3						
45 Mark Difelice, R ERA: 4.25										0	0	0	0	0	0	0						
27 Joe Dillon, R ERA: 4.71										0	0	0	0	0	0	0						
48 Tim Dillard, R ERA: 4.71										0	0	0	0	0	0	0						
8 Ryan Braun, R OBP: 0.333, SLG: 0.651										0	0	0	0	0	0	0						
Guillermo Mota, R ERA: 2.55										0	0	0	0	0	0	0						
Inning Stats	R: 0 E: 0 K: 2 S: 11	H: 1 LOB: 1 BB: 0 P: 19	R: 0 E: 0 K: 1 S: 9	H: 2 LOB: 1 BB: 0 P: 14	R: 0 E: 0 K: 1 S: 8	H: 1 LOB: 1 BB: 0 P: 11	R: 0 E: 0 K: 2 S: 11	H: 2 LOB: 3 BB: 1 P: 22	R: 0 E: 0 K: 1 S: 7	H: 0 LOB: 0 BB: 0 P: 10	R: 6 E: 0 K: 0 S: 26	H: 6 LOB: 1 BB: 0 P: 37	R: 0 E: 0 K: 1 S: 4	H: 0 LOB: 1 BB: 1 P: 10	R: 0 E: 0 K: 0 S: 8	H: 0 LOB: 0 BB: 0 P: 13	R: 0 E: 0 K: 1 S: 12	H: 0 LOB: 0 BB: 0 P: 16	1B: 9 2B: 2 3B: 0 HR: 1	SF: 0 SAC: 0 DP: 2 HBP: 2	WP: 0 PB: 0 CS: 0	PA: 41
PITCHER	IP	WLS	BF	H	R	ER	SO	BB	IBB	HBP	BLK	WP	HR	S	P	ERA	WHIP					
Tim Redding, R ERA: 3.59	5.2		28	10	5	5	7	1	0	1	0	0	1	66	104	7.94	1.941					
52 Saul Rivera, R ERA: 4.25	0.1	B	3	2	1	1	0	0	0	0	0	0	0	6	9	27.00	6.000					
Luis Ayala, R ERA: 4.71	2.0		7	0	0	0	1	1	0	1	0	0	0	12	23	0.00	0.500					
Jon Rauch, R ERA: 2.55	1.0	W	3	0	0	0	1	0	0	0	0	0	0	12	16	0.00	0.000					

Batter	1	2	3	4	5	6	7	8	9	AB	R	H	RBI	BB	SO	LOB	BOTTOM					
Felipe Lopez, S OBP: 0.324, SLG: 0.321										4	0	0	0	1	1	4	Milwaukee Brewers @ Washington Nationals Nationals Park, Washington, DC Sun May 25 2008, 1:35 PM EDT Att: 35,567 - Sunny - 74 F					
15 Cristian Guzman, S OBP: 0.320, SLG: 0.435										3	2	1	0	1	0	1						
11 Ryan Zimmerman, R OBP: 0.291, SLG: 0.427										4	1	1	0	0	0	2						
8 Aaron Boone, R OBP: 0.400, SLG: 0.563										4	2	2	2	0	0	0						
44 Lastings Milledge, R OBP: 0.308, SLG: 0.348										3	1	1	1	1	1	0						
3 Jesus Flores, R OBP: 0.421, SLG: 0.551										4	0	0	0	0	2	3						
26 Wily Mo Peña, R OBP: 0.273, SLG: 0.287										4	0	1	2	0	0	1						
34 Elijah Dukes, R OBP: 0.239, SLG: 0.132										2	1	0	0	2	0	1						
Tim Redding, R ERA: 3.59										1	0	1	0	0	0	0						
52 Saul Rivera, S ERA: 4.25										0	0	0	0	0	0	0						
Ryan Langerhans, L ERA: 10.13										0	0	0	0	0	0	0						
Luis Ayala, R ERA: 4.71										0	0	0	0	0	0	0						
Jon Rauch, R ERA: 2.55										0	0	0	0	0	0	0						
21 Dmitri Young, S OBP: 0.303, SLG: 0.299										0	0	0	0	0	0	0						
22 Willie Harris, S OBP: 0.335, SLG: 0.321										0	0	0	0	0	0	0						
Inning Stats	R: 1 E: 0 K: 1 S: 12	H: 1 LOB: 0 BB: 0 P: 14	R: 0 E: 0 K: 1 S: 12	H: 0 LOB: 1 BB: 1 P: 24	R: 0 E: 0 K: 0 S: 8	H: 1 LOB: 0 BB: 0 P: 13	R: 3 E: 0 K: 1 S: 14	H: 4 LOB: 2 BB: 1 P: 21	R: 2 E: 0 K: 0 S: 15	H: 1 LOB: 0 BB: 1 P: 23	R: 0 E: 0 K: 0 S: 5	H: 0 LOB: 0 BB: 0 P: 7	R: 0 E: 0 K: 0 S: 6	H: 0 LOB: 0 BB: 1 P: 12	R: 0 E: 0 K: 1 S: 7	H: 0 LOB: 0 BB: 0 P: 10	R: 1 E: 0 K: 0 S: 5	H: 1 LOB: 2 BB: 1 P: 11	1B: 4 2B: 3 3B: 0 HR: 1	SF: 0 SAC: 1 DP: 1 HBP: 0	WP: 2 PB: 0 CS: 1	PA: 37
PITCHER	IP	WLS	BF	H	R	ER	SO	BB	IBB	HBP	BLK	WP	HR	S	P	ERA	WHIP					
26 Manny Parra, L ERA: 5.11	4.1		22	7	6	6	3	3	0	0	0	0	1	54	86	12.46	2.308					
45 Mark Difelice, R ERA: 10.13	0.2		2	0	0	0	0	0	0	0	0	0	0	7	9	0.00	0.000					
48 Tim Dillard, R ERA: 4.71	2.0		6	0	0	0	0	1	0	0	0	0	0	11	19	0.00	0.500					
Guillermo Mota, R ERA: 3.32	1.1	L	7	1	1	1	1	1	0	0	0	1	0	12	21	6.75	1.500					



Batter	1	2	3	4	5	6	7	8	9	10	11	AB	R	H	RBI	BB	SO	LOB	TOP										
23 Rickie Weeks Jr., R OBP: 0.335, SLG: 0.361	(1.4) C FF 91 1-3 B CU 78 F CU 78 S FF 92		(1.3) C FF 92 1-3 B CU 78 F CU 78 S FF 92			(1.1) B SI 90 2-2 B SI 90 2-2 S FF 90 X FF 96	(2.0) G6-3 1-2r			(3.2) G FC 94 3-2 B FC 90 S FC 96 X FC 95	(3.2) G6-3	6	0	1	0	0	2	5											
25 Mike Cameron, R OBP: 0.315, SLG: 0.495	(1.8) X FF 92 0-0			(1.1) C SI 92 1-1 B SI 91 X SI 91		(3.2) B SI 87 3-2 B SI 87 3-2 S FF 90 S SL 84 S CU 75 X SI 91	(2B) F8		(4.2) C FF 94 4-2 B FF 95 S FF 96 X FF 96		(1.0) B FF 89 1-0 X FF 90	(2) F8	4	1	1	0	1	0	1										
8 Ryan Braun, R OBP: 0.309, SLG: 0.557	(1.7) S SL 88 0-2 C CU 77 X SL 88			(1.1) B FF 92 1-1 F FF 90 X SL 96		(2.2) B CH 88 2-2 B FF 80 S SL 85 S CU 77 X SI 91	(2) F7		(1.1) B SL 84 2-2 B SL 85 S FF 85 S SL 87 X SI 87	(3) F8		5	0	1	0	0	0	3											
28 Prince Fielder, L OBP: 0.367, SLG: 0.432	(1.3) B FF 91 3-1 C SL 83 B SL 85 B FF 92 X FF 91			(0.1) S FF 90 0-1 X SI 90		(2.3) B SI 87 3-2 B SI 87 3-2 S FF 90 X SI 91	(2) F8		(1.1) B SL 85 1-1 X CH 86	(2) SF8		4	1	2	1	0	0	2											
1 Corey Hart, R OBP: 0.354, SLG: 0.471	(1.9) B SL 88 1-0 X SL 84			(2.3) F FF 91 2-3 B FF 91 S SL 85 S CU 78 S SL 86		(1.2) C FF 87 1-2 B FF 88 B CU 79 X SI 90	(1B) 18 WP		(3.3) B SL 85 3-3 C FF 94 B FF 95 S FF 96 X FF 96	(3) K	4	1	2	0	0	2	1												
14 Russell Branyan, L OBP: 0.333, SLG: 0.375	(1.5) B SI 90 2-3 K: 1 S: 8			(1.3) F FF 90 1-3 F FF 90 S FF 91 S FF 92		(2.3) S CU 78 2-3 B CU 78 S FF 87 S CU 79	(1) K		(1.0) B FF 92 1-0 X FF 92	(1) G3		5	0	0	0	0	4	3											
7 J.J. Hardy, R OBP: 0.325, SLG: 0.315	(1.6) C FF 91 1-3 C FF 90 B FF 90 S SL 88			(2.1) S SL 87 2-1 B FF 92 X SL 87		(4.1) D SL 85 4-1 B FF 90 C FF 91 B CU 78 X SI 84	(2) F8		(2.0) B FF 91 2-0 B FF 93 X FF 93	(2) L8		3	1	0	0	1	1	1											
12 Carlos Villanueva, R OBP: 0.200, SLG: 0.193	(9.1) C FF 91 1-3 C FF 90 B FF 90 S SL 88			(2.1) S SL 87 2-1 B FF 92 X SL 87		(2.3) B SI 87 2-3 B SI 87 2-3 S FF 90 X SI 90	(1B) 18 S		(2.0) B FF 91 2-0 B FF 93 X FF 93	(2) L8		1	0	0	0	0	0	0											
33 Gabe Kapler, R OBP: 0.310, SLG: 0.484	(11.1) C FF 91 1-3 C FF 90 B FF 90 S SL 88			(2.1) S SL 87 2-1 B FF 92 X SL 87		(2.3) B SI 87 2-3 B SI 87 2-3 S FF 90 X SI 90	(1B) 27 E		(2.1) B FF 91 2-0 B FF 93 X FF 93	(2) L8		0	0	0	0	0	0	0											
Salomon Torres, R	(11.1) C FF 91 1-3 C FF 90 B FF 90 S SL 88			(2.1) S SL 87 2-1 B FF 92 X SL 87		(2.3) B SI 87 2-3 B SI 87 2-3 S FF 90 X SI 90	(1B) 27 E		(2.1) B FF 91 2-0 B FF 93 X FF 93	(2) L8		0	0	0	0	0	0	0											
18 Jason Kendall, R OBP: 0.360, SLG: 0.365	(1.2) C FF 91 0-1 X SL 84			(4.2) C SI 92 4-2 B FF 92 S SL 85 S CU 77 B FF 92		(1.1) B FF 90 1-1 X FF 90	(1B) 27 E		(2.1) B FF 93 2-1 C FF 93 X FF 93	(3) G6-3		3	0	1	1	2	0	0											
15 Ben Sheets, R OBP: 0.394, SLG: 0.321	(1.1) C FF 92 2-3 B FF 90 S SL 88 S FF 92			(2.3) B FF 90 2-3 S SL 84 S CU 79 S FF 90		(0.1) C FF 90 0-1 X FF 84	(1B) 23 G6-3		(2.1) B FF 93 2-1 C FF 93 X FF 93	(3) G6-3		2	0	0	0	0	2	1											
27 Joe Dillon, R OBP: 0.394, SLG: 0.321	(7.1) C FF 92 2-3 B FF 90 S SL 88 S FF 92			(2.3) B FF 90 2-3 S SL 84 S CU 79 S FF 90		(0.1) C FF 90 0-1 X FF 84	(1B) 23 G6-3		(2.1) B FF 93 2-1 C FF 93 X FF 93	(3) G6-3		1	0	0	0	0	0	1											
Brian Shouse, L	(7.1) C FF 92 2-3 B FF 90 S SL 88 S FF 92			(2.3) B FF 90 2-3 S SL 84 S CU 79 S FF 90		(0.1) C FF 90 0-1 X FF 84	(1B) 23 G6-3		(2.1) B FF 93 2-1 C FF 93 X FF 93	(3) G6-3		0	0	0	0	0	0	0											
48 Tim Dillard, R	(8.1) C FF 92 2-3 B FF 90 S SL 88 S FF 92			(2.3) B FF 90 2-3 S SL 84 S CU 79 S FF 90		(0.1) C FF 90 0-1 X FF 84	(1B) 23 G6-3		(2.1) B FF 93 2-1 C FF 93 X FF 93	(3) G6-3		0	0	0	0	0	0	0											
Craig Counsell, L OBP: 0.333, SLG: 0.306	(9.6) C FF 92 2-3 B FF 90 S SL 88 S FF 92			(2.3) B FF 90 2-3 S SL 84 S CU 79 S FF 90		(0.1) C FF 90 0-1 X FF 84	(1B) 23 G6-3		(2.1) B FF 93 2-1 C FF 93 X FF 93	(3) G6-3		1	0	0	0	0	1	0											
Inning Stats	R: 0 E: 0 K: 1 S: 8	H: 0 LOB: 0 BB: 0 P: 9	R: 0 E: 0 K: 2 S: 10	H: 2 LOB: 1 BB: 0 P: 17	R: 0 E: 0 K: 2 S: 10	H: 0 LOB: 0 BB: 0 P: 13	R: 0 E: 0 K: 1 S: 12	H: 1 LOB: 1 BB: 0 P: 16	R: 0 E: 0 K: 2 S: 11	H: 0 LOB: 1 BB: 1 P: 20	R: 0 E: 0 K: 0 S: 12	H: 1 LOB: 1 BB: 0 P: 19	R: 2 E: 1 K: 1 S: 12	H: 2 LOB: 1 BB: 1 P: 22	R: 1 E: 0 K: 1 S: 11	H: 0 LOB: 0 BB: 1 P: 21	R: 0 E: 0 K: 0 S: 4	H: 0 LOB: 0 BB: 0 P: 9	R: 0 E: 0 K: 1 S: 10	H: 1 LOB: 1 BB: 0 P: 17	R: 1 E: 0 K: 1 S: 13	H: 2 LOB: 3 BB: 2 P: 27	1B: 6 2B: 3 3B: 0 HR: 0	SF: 1 SAC: 1 DP: 1 HBP: 0	WP: 1 PB: 1 SB: 3 CS: 0	PA: 46			
PITCHER	57 Jason Bergmann, R ERA: 4.5	IP: 5.2 WLS: 21 BF: 4	H: 4 R: 0 ER: 0 SO: 8	BB: 1 IBB: 0 HBP: 0 BLK: 0	WP: 0 HR: 0 S: 62 P: 93	ERA: 0.00 WHIP: 0.882	52 Saul Rivera, R ERA: 4.26	IP: 2.0 WLS: 11 BF: 3	H: 3 R: 1 ER: 1 SO: 2	BB: 2 IBB: 0 HBP: 0 BLK: 0	WP: 0 HR: 0 S: 23 P: 44	ERA: 4.50 WHIP: 2.500																	
Charlie Manning, L ERA: 5.4	(6.1) 0.2 H: 3 1: 1 1: 1 1: 1																												
22 Brian Sanches, R ERA: 5.4	(7.1) 0.0 B: 3 1: 1 1: 0 1: 0																												
38 Joel Hanrahan, R ERA: 3.86	(7.1) 1.2 5: 0 1: 1 1: 1																												
Jon Rauch, R ERA: 2.45	(9.1) 1.0 3: 0 0: 0 0: 0																												
Batter	1	2	3	4	5	6	7	8	9	10	11	AB	R	H	RBI	BB	SO	LOB	BOTTOM										
22 Willie Harris, L OBP: 0.304, SLG: 0.310	(1.4) C FF 94 1-2 B FF 95 F CU 91 X FF 95		(2.2) C FF 94 2-2 B FF 95 F CU 91 X FF 95		(1.1) C CU 92 1-1 B FF 95 X FF 95		(2.3) S SI 91 2-3 B SI 78 S SI 81 X SI 81			(2.3) G CU 73 2-3 B CH 85 S CH 83 F FF 91 F SL 84 C CU 77	(2) L8	5	0	1	0	0	2	0											
15 Cristian Guzman, S OBP: 0.321, SLG: 0.451	(1.6) B FF 96 1-1 F FF 95 S CU 89		(0.0) X FF 93 0-0		(1.1) C CU 81 1-1 B FF 96 X FF 96				(0.1) C SI 81 0-1 X SI 80	(1) G5-3		5	1	2	1	0	0	0											
8 Aaron Boone, R OBP: 0.376, SLG: 0.526	(1.5) F FF 94 1-3 T CU 82 S CU 82		(1.3) B FF 95 1-3 C CU 82 S FF 96		(0.0) X CU 83 0-0				(1.1) B SI 80 1-1 S SI 80 X SI 80	(2) G5-3		5	0	0	0	0	2	3											
21 Dmitri Young, S OBP: 0.342, SLG: 0.355	(1.3) B FF 96 3-2 F FF 96 S CU 83 X FF 95				(1.0) B FF 93 1-0 X FF 94		(2.3) B FF 92 2-3 B FF 94 S CU 82 X SI 81		(0.1) C SI 81 0-1 X SI 80	(1) G5-3		4	1	1	1	0	1	0											
Jon Rauch, R	(9.1) B FF 96 3-2 F FF 96 S CU 83 X FF 95				(1.0) B FF 93 1-0 X FF 94		(2.3) B FF 92 2-3 B FF 94 S CU 82 X SI 81		(0.1) C SI 81 0-1 X SI 80	(1) G5-3		0	0	0	0	0	0	0											
52 Saul Rivera, S	(10.1) B FF 96 3-2 F FF 96 S CU 83 X FF 95				(1.0) B FF 93 1-0 X FF 94		(2.3) B FF 92 2-3 B FF 94 S CU 82 X SI 81		(0.1) C SI 81 0-1 X SI 80	(1) G5-3		0	0	0	0	0	0	0											
23 Wil Nieves, R OBP: 0.382, SLG: 0.420	(11.1) B FF 96 3-2 F FF 96 S CU 83 X FF 95				(1.0) B FF 93 1-0 X FF 94		(2.3) B FF 92 2-3 B FF 94 S CU 82 X SI 81		(0.1) C SI 81 0-1 X SI 80	(1) G5-3		1	0	0	0	0	0	0											
44 Lastings Milledge, R OBP: 0.306, SLG: 0.346	(1.8) X FF 95 0-0				(2.2) C FF 95 2-2 C FF 95 B FF 95 X FF 95		(2.2) B FF 95 2-2 B FF 94 S CU 81 X SI 81		(2.1) B SI 92 2-1 C SI 92 X SI 93	(3) G5-3		5	0	1	0	0	1	0											
Rob Mackowiak, L OBP: 0.259, SLG: 0.239	(1.7) C FF 94 0-1 X CU 80				(1.2) B FF 95 1-2 B FF 93 X FF 95		(2.2) B FF 95 2-2 B FF 95 S CU 82 X SI 82		(1.3) C FF 95 1-3 B CU 76 S FF 95 X FF 95	(1) K		3	0	0	0	0	0	1											
22 Brian Sanches, R	(7.1) C FF 94 0-1 X CU 80				(1.2) B FF 95 1-2 B FF 93 X FF 95		(2.2) B FF 95 2-2 B FF 95 S CU 82 X SI 82		(1.3) C FF 95 1-3 B CU 76 S FF 95 X FF 95	(1) K		0	0	0	0	0	0	0											
38 Joel Hanrahan, R	(7.1) C FF 94 0-1 X CU 80				(1.2) B FF 95 1-2 B FF 93 X FF 95		(2.2) B FF 95 2-2 B FF 95 S CU 82 X SI 82		(1.3) C FF 95 1-3 B CU 76 S FF 95 X FF 95	(1) K		0	0	0	0	0	0	0											
Felipe Lopez, S OBP: 0.323, SLG: 0.320	(9.4) B FF 93 1-2 F FF 94 S FF 95 X FF 95				(1.2) B FF 95 1-2 B FF 93 X FF 95		(2.2) B FF 95 2-2 B FF 95 S CU 82 X SI 82		(2.3) S SL 83 2-3 B CU 76 S FF 91 S SL 85 C FF 91	(2) K		1	0	0	0	0	1	0											
34 Elijah Dukes, R OBP: 0.240, SLG: 0.167	(1.9) B FF 93 1-2 F FF 94 S FF 95 X FF 95				(1.2) B FF 95 1-2 B FF 93 X FF 95		(2.2) B FF 95 2-2 B FF 95 S CU 82 X SI 82		(2.3) S SL 83 2-3 B CU 76 S FF 91 S SL 85 C FF 91	(2) K		4	1	1	0	0	2	1											
3 Jesus Flores, R OBP: 0.426, SLG: 0.566	(1.2) C CU 79 1-1 B CU 83 X CU 81				(1.1) B FF 95 1-1 C FF 95 X FF 95		(0.3) S SI 80 0-3 S SI 81		(0.3) C SI 81 0-3 S SI 81	(3) K		4	0	2	1	0	2	0											
57 Jason Bergmann, R ERA: 2.93	(1.1) S FF 96 0-3 C FF 95 S CU 79				(0.3) L FF 94 0-3 M		(2.3) S SI 78 2-3 B SI 75 S SI 81 X SI 81		(3.3) C SL 84 3-3 B FF 90 B FF 91 S CH 83 B FF 87 S FF 86	(1) K		2	0	0	0	0	2	2											
Charlie Manning, L ERA: 2.05	(6.1) S FF 96 0-3 C FF 95 S CU 79				(0.3) L FF 94 0-3 M		(2.3) S SI 78 2-3 B SI 75 S SI 81 X SI 81		(3.3) C SL 84 3-3 B FF 90 B FF 91 S CH 83 B FF 87 S FF 86	(1) K		0	0	0	0	0	0	0											
Ryan Langerhans, L ERA: 2.9	(7.7) S FF 96 0-3 C FF 95 S CU 79				(0.3) L FF 94 0-3 M		(2.3) S SI 78 2-3 B SI 75 S SI 81 X SI 81		(3.3) C SL 84 3-3 B FF 90 B FF 91 S CH 83 B FF 87 S FF 86	(1) K		2	0	0	0	0	2	0											
Inning Stats	R: 1 E: 0 K: 1 S: 12	H: 1 LOB: 0 BB: 0 P: 18	R: 1 E: 0 K: 1 S: 11	H: 2 LOB: 1 BB: 0 P: 13	R: 0 E: 0 K: 1 S: 7	H: 0 LOB: 0 BB: 0 P: 10	R: 0 E: 0 K: 0 S: 7	H: 0 LOB: 0 BB: 0 P: 11	R: 0 E: 0 K: 1 S: 11	H: 3 LOB: 3 BB: 0 P: 14	R: 0 E: 0 K: 2 S: 13	H: 1 LOB: 1 BB: 0 P: 20	R: 0 E: 0 K: 3 S: 10	H: 0 LOB: 0 BB: 0 P: 14	R: 1 E: 0 K: 0 S: 8	H: 0 LOB: 0 BB: 0 P: 11	R: 0 E: 0 K: 3 S: 9	H: 0 LOB: 0 BB: 0 P: 12	R: 0 E: 0 K: 2 S: 10	H: 0 LOB: 0 BB: 0 P: 15	R: 0 E: 0 K: 1 S: 8	H: 0 LOB: 0 BB: 0 P: 10	1B: 3 2B: 3 3B: 0 HR: 2	SF: 0 SAC: 0 DP: 0 HBP: 0	WP: 0 PB: 0 SB: 0 CS: 0	PA: 41			
PITCHER	15 Ben Sheets, R ERA: 2.93	IP: 6.0 WLS: 25 BF: 25	H: 7 R: 2 ER: 2 SO: 6	BB: 0 IBB: 0 HBP: 0 BLK: 0																									

Batter	1	2	3	4	5	6	7	8	9	AB	R	H	RBI	BB	SO	LOB	TOP	
Felipe Lopez, S OBP: 0.316, SLG: 0.312	F8	K			G1-3		F8			4	0	0	0	0	1	3		
15 Cristian Guzman, S OBP: 0.325, SLG: 0.461	2B				L5			G4-1		4	1	2	0	0	0	0		
8 Aaron Boone, R OBP: 0.371, SLG: 0.550	2B	HR			G6-3			G6-3		4	1	1	2	0	0	1		
21 Dmitri Young, S OBP: 0.310, SLG: 0.314					G6-3			G4-3		4	0	0	0	0	1	1		
44 Lastings Milledge, R OBP: 0.305, SLG: 0.347					G3-1			F9		4	0	1	0	0	0	1		
3 Jesus Flores, R OBP: 0.415, SLG: 0.544					G5-4-3			G4-3		4	0	1	0	0	2	1		
26 Wily Mo Peña, R OBP: 0.272, SLG: 0.286					G5-4-3			K		4	0	1	0	0	1	1		
34 Elijah Dukes, R OBP: 0.264, SLG: 0.182					K			E		2	0	1	0	1	1	0		
41 Shawn Hill, R Jesus Colome, R					F9			P6		1	0	0	0	0	0	0		
Rob Mackowiak, L OBP: 0.255, SLG: 0.234										0	0	0	0	0	0	0		
Charlie Manning, L 38 Joel Hanrahan, R										1	0	0	0	0	0	1		
38 Joel Hanrahan, R ERA: 4.86										0	0	0	0	0	0	0		
Inning Stats	R: 2 H: 2 E: 0 K: 0 S: 11	H: 2 LOB: 0 BB: 0 P: 14	R: 0 H: 2 E: 0 K: 2 S: 16	H: 2 LOB: 2 BB: 0 P: 22	R: 0 H: 1 E: 0 K: 0 S: 9	H: 1 LOB: 0 BB: 0 P: 14	R: 0 H: 1 E: 0 K: 1 S: 8	H: 1 LOB: 0 BB: 0 P: 16	R: 0 H: 0 E: 0 K: 0 S: 6	H: 1 LOB: 1 BB: 0 P: 18	R: 0 H: 0 E: 0 K: 0 S: 6	H: 0 LOB: 0 BB: 1 P: 15	R: 0 H: 0 E: 0 K: 1 S: 12	H: 0 LOB: 0 BB: 0 P: 17	1B: 4 2B: 2 3B: 0 HR: 1	SF: 0 SAC: 1 DP: 1 HBP: 0	WP: 0 PB: 0 SB: 1 CS: 1	PA: 34
PITCHER	IP WLS BF H R ER SO BB IBB HBP BLK WP HR S P ERA WHIP	IP WLS BF H R ER SO BB IBB HBP BLK WP HR S P ERA WHIP	IP WLS BF H R ER SO BB IBB HBP BLK WP HR S P ERA WHIP	IP WLS BF H R ER SO BB IBB HBP BLK WP HR S P ERA WHIP	IP WLS BF H R ER SO BB IBB HBP BLK WP HR S P ERA WHIP	IP WLS BF H R ER SO BB IBB HBP BLK WP HR S P ERA WHIP	IP WLS BF H R ER SO BB IBB HBP BLK WP HR S P ERA WHIP	IP WLS BF H R ER SO BB IBB HBP BLK WP HR S P ERA WHIP	IP WLS BF H R ER SO BB IBB HBP BLK WP HR S P ERA WHIP	IP WLS BF H R ER SO BB IBB HBP BLK WP HR S P ERA WHIP	IP WLS BF H R ER SO BB IBB HBP BLK WP HR S P ERA WHIP	IP WLS BF H R ER SO BB IBB HBP BLK WP HR S P ERA WHIP	IP WLS BF H R ER SO BB IBB HBP BLK WP HR S P ERA WHIP	IP WLS BF H R ER SO BB IBB HBP BLK WP HR S P ERA WHIP	IP WLS BF H R ER SO BB IBB HBP BLK WP HR S P ERA WHIP	IP WLS BF H R ER SO BB IBB HBP BLK WP HR S P ERA WHIP	IP WLS BF H R ER SO BB IBB HBP BLK WP HR S P ERA WHIP	IP WLS BF H R ER SO BB IBB HBP BLK WP HR S P ERA WHIP
Randy Wolf, L ERA: 4.59	6.0	24	7	2	2	5	0	0	0	0	0	0	0	0	0	0	3.00	1.167
40 Bryan Corey, R ERA: 4.91	0.2	3	0	0	0	0	1	0	0	0	0	0	0	0	4	10	0.00	1.500
21 Heath Bell, R ERA: 2.45	1.1	W	4	0	0	0	0	0	0	0	0	0	0	9	14	0.00	0.000	0.000
Trevor Hoffman, R ERA: 4.86	1.0	S	3	0	0	0	1	0	0	0	0	0	0	12	17	0.00	0.000	0.000

Washington Nationals @ San Diego Padres
 PETCO Park, San Diego, CA
 Tue May 27 2008, 10:05 PM EDT
 Att: 18,774 - Partly Cloudy - 64 F

AB	32
R	2
H	7
RBI	2
BB	1
SO	6
LOB	9



Batter	1	2	3	4	5	6	7	8	9	AB	R	H	RBI	BB	SO	LOB	BOTTOM			
33 Jody Gerut, L OBP: 0.304, SLG: 0.329	G6-3	G3-1						K		5	0	1	0	0	2	2				
10 Tadahito Iguchi, R OBP: 0.317, SLG: 0.333								K		4	0	1	0	0	2	1				
24 Brian Giles, L OBP: 0.396, SLG: 0.434								G6-3		4	0	1	0	0	0	1				
23 Adrián González, L OBP: 0.338, SLG: 0.566								HR		3	2	1	1	1	0	3				
5 Kevin Koussamanoff, R OBP: 0.316, SLG: 0.436								HR		3	2	1	1	1	1	2				
3 Khalil Greene, R OBP: 0.297, SLG: 0.345								HR		2	0	1	0	2	1	0				
8 Michael Barrett, R OBP: 0.263, SLG: 0.188								HR		4	0	1	2	0	0	2				
Paul McNulty, L OBP: 0.343, SLG: 0.372								K		3	0	0	0	1	2	1				
Randy Wolf, L ERA: 4.02	5.0	25	5	2	2	5	0	0	0	0	0	0	0	0	0	0	3.60	2.000		
2 Edgardo González, R OBP: 0.305, SLG: 0.375	0.2	L	3	1	1	1	0	0	0	0	0	0	0	0	0	0	0.00	0.000		
40 Bryan Corey, R ERA: 5.7	0.2	L	3	1	1	1	0	0	0	0	1	6	10	13.50	1.500					
21 Heath Bell, R ERA: 7.71	1.1	6	2	1	1	3	0	0	0	0	1	22	32	6.75	1.500					
Tony Clark, S OBP: 0.302, SLG: 0.267										2	0	1	0	0	1	3				
Trevor Hoffman, R ERA: 3.97										2	0	0	0	0	0	0				
Inning Stats	R: 0 H: 2 E: 0 K: 0 S: 11	H: 1 LOB: 2 BB: 1 P: 20	R: 0 H: 1 E: 0 K: 1 S: 15	H: 1 LOB: 2 BB: 1 P: 26	R: 2 H: 1 E: 0 K: 2 S: 12	H: 1 LOB: 3 BB: 4 P: 36	R: 0 H: 1 E: 0 K: 0 S: 7	H: 1 LOB: 1 BB: 0 P: 10	R: 0 H: 0 E: 0 K: 2 S: 13	H: 0 LOB: 0 BB: 0 P: 20	R: 0 H: 0 E: 0 K: 1 S: 7	H: 0 LOB: 0 BB: 0 P: 12	R: 2 H: 3 E: 0 K: 1 S: 14	H: 3 LOB: 1 BB: 0 P: 21	R: 0 H: 0 E: 0 K: 3 S: 14	H: 0 LOB: 0 BB: 0 P: 21	1B: 5 2B: 1 3B: 0 HR: 2	SF: 0 SAC: 0 DP: 0 HBP: 0	WP: 0 PB: 0 SB: 0 CS: 0	PA: 37
PITCHER	IP WLS BF H R ER SO BB IBB HBP BLK WP HR S P ERA WHIP	IP WLS BF H R ER SO BB IBB HBP BLK WP HR S P ERA WHIP	IP WLS BF H R ER SO BB IBB HBP BLK WP HR S P ERA WHIP	IP WLS BF H R ER SO BB IBB HBP BLK WP HR S P ERA WHIP	IP WLS BF H R ER SO BB IBB HBP BLK WP HR S P ERA WHIP	IP WLS BF H R ER SO BB IBB HBP BLK WP HR S P ERA WHIP	IP WLS BF H R ER SO BB IBB HBP BLK WP HR S P ERA WHIP	IP WLS BF H R ER SO BB IBB HBP BLK WP HR S P ERA WHIP	IP WLS BF H R ER SO BB IBB HBP BLK WP HR S P ERA WHIP	IP WLS BF H R ER SO BB IBB HBP BLK WP HR S P ERA WHIP	IP WLS BF H R ER SO BB IBB HBP BLK WP HR S P ERA WHIP	IP WLS BF H R ER SO BB IBB HBP BLK WP HR S P ERA WHIP	IP WLS BF H R ER SO BB IBB HBP BLK WP HR S P ERA WHIP	IP WLS BF H R ER SO BB IBB HBP BLK WP HR S P ERA WHIP	IP WLS BF H R ER SO BB IBB HBP BLK WP HR S P ERA WHIP	IP WLS BF H R ER SO BB IBB HBP BLK WP HR S P ERA WHIP	IP WLS BF H R ER SO BB IBB HBP BLK WP HR S P ERA WHIP	IP WLS BF H R ER SO BB IBB HBP BLK WP HR S P ERA WHIP		

Washington Nationals @ San Diego Padres
 PETCO Park, San Diego, CA
 Tue May 27 2008, 10:05 PM EDT
 Att: 18,774 - Partly Cloudy - 64 F

AB	32
R	4
H	8
RBI	4
BB	5
SO	10
LOB	15



Batter	1	2	3	4	5	6	7	8	9	AB	R	H	RBI	BB	SO	LOB	TOP					
Felipe Lopez, S OBP: 0.318, SLG: 0.320										5	1	2	0	0	1	3						
15 Cristian Guzman, S OBP: 0.330, SLG: 0.469										5	0	3	0	0	1	1						
8 Aaron Boone, R OBP: 0.362, SLG: 0.536										4	1	1	1	0	0	2						
21 Dmitri Young, S OBP: 0.326, SLG: 0.316										3	1	1	0	1	1	0						
22 Willie Harris, L OBP: 0.300, SLG: 0.305										1	0	0	0	0	0	1						
44 Lastings Milledge, R OBP: 0.307, SLG: 0.361										4	2	1	1	0	1	3						
3 Jesus Flores, R OBP: 0.420, SLG: 0.590										4	1	2	4	0	1	0						
26 Willy Mo Peña, R OBP: 0.271, SLG: 0.278										3	0	0	0	1	0	1						
Ryan Langerhans, L										0	0	0	0	0	0	0						
34 Elijah Dukes, R OBP: 0.281, SLG: 0.191										3	0	1	0	1	0	1						
45 Odalis Perez, L OBP: 0.250, SLG: 0.250										3	0	0	0	0	1	1						
22 Brian Sanches, R										0	0	0	0	0	0	0						
Luis Ayala, R										1	0	0	0	0	0	2						
Jon Rauch, R										0	0	0	0	0	0	0						
Inning Stats	R: 0 E: 0 K: 0 S: 7	H: 1 LOB: 0 BB: 0 P: 10	R: 0 E: 0 K: 0 S: 5	H: 0 LOB: 0 BB: 0 P: 8	R: 0 E: 0 K: 1 S: 10	H: 0 LOB: 1 BB: 1 P: 18	R: 4 E: 0 K: 1 S: 15	H: 2 LOB: 0 BB: 0 P: 29	R: 0 E: 0 K: 1 S: 8	H: 1 LOB: 1 BB: 0 P: 12	R: 1 E: 0 K: 1 S: 12	H: 2 LOB: 1 BB: 0 P: 16	R: 1 E: 0 K: 1 S: 11	H: 3 LOB: 2 BB: 0 P: 13	R: 0 E: 0 K: 1 S: 11	H: 1 LOB: 2 BB: 0 P: 19	R: 0 E: 0 K: 0 S: 7	H: 1 LOB: 1 BB: 0 P: 13	1B: 7 2B: 2 3B: 0 HR: 2	SF: 1 SAC: 0 DP: 1 HBP: 1	WP: 1 PB: 0 SB: 0 CS: 0	PA: 41
PITCHER	IP WLS BF H R ER SO BB IBB HBP BLK WP HR S P ERA WHIP																					
55 Shawn Estes, L ERA: 3.33	5.0 L 21 4 4 4 3 2 0 1 0 0 1 1 45 77 7.20 1.200																					
37 Mike Adams, R ERA: 3.0	2.0 11 5 2 2 2 0 0 0 0 0 1 23 29 9.00 2.500																					
43 Cia Meredith, R ERA: 4.15	2.0 9 2 0 0 1 1 0 0 0 0 0 0 18 32 0.00 1.500																					

Washington Nationals @ San Diego Padres
 PETCO Park, San Diego, CA
 Wed May 28 2008, 10:05 PM EDT
 Att: 19,201 - Clear - 65 F

AB	36
R	6
H	11
RBI	6
BB	3
SO	6
LOB	15



Batter	1	2	3	4	5	6	7	8	9	AB	R	H	RBI	BB	SO	LOB	BOTTOM			
12 Scott Hairston, R OBP: 0.287, SLG: 0.449										5	1	2	2	0	1	2				
10 Tadahito Iguchi, R OBP: 0.323, SLG: 0.340										5	0	3	1	0	0	2				
24 Brian Giles, L OBP: 0.393, SLG: 0.427										3	0	0	0	1	0	5				
23 Adrián González, L OBP: 0.336, SLG: 0.558										3	0	0	0	0	0	1				
5 Kevin Koussanoff, R OBP: 0.311, SLG: 0.428										4	0	0	0	0	3	2				
3 Khalil Greene, R OBP: 0.282, SLG: 0.338										4	0	0	0	0	1	0				
Justin Huber, R OBP: 0.262, SLG: 0.289										0	0	0	0	0	0	0				
33 Jody Gerut, L OBP: 0.301, SLG: 0.324										4	1	1	0	0	1	0				
1 Luke Carlin, S OBP: 0.286, SLG: 0.270										3	1	1	0	1	1	1				
55 Shawn Estes, R OBP: 0.296, SLG: 0.293										0	0	0	0	0	0	0				
2 Edgar González, R OBP: 0.398, SLG: 0.375										0	0	0	0	0	0	0				
37 Mike Adams, R										0	0	0	0	0	0	0				
Tony Clark, S OBP: 0.362, SLG: 0.334										1	1	1	0	0	0	0				
43 Cia Meredith, R										0	0	0	0	0	0	0				
Paul McNulty, L OBP: 0.340, SLG: 0.398										1	0	0	0	0	1	0				
Inning Stats	R: 0 E: 0 K: 0 S: 8	H: 1 LOB: 1 BB: 1 P: 15	R: 0 E: 0 K: 1 S: 8	H: 0 LOB: 0 BB: 0 P: 12	R: 0 E: 0 K: 2 S: 10	H: 0 LOB: 0 BB: 0 P: 15	R: 1 E: 1 K: 0 S: 11	H: 2 LOB: 2 BB: 1 P: 23	R: 0 E: 0 K: 1 S: 10	H: 0 LOB: 0 BB: 0 P: 14	R: 3 E: 0 K: 1 S: 13	H: 4 LOB: 2 BB: 0 P: 21	R: 0 E: 0 K: 1 S: 11	H: 0 LOB: 0 BB: 0 P: 15	R: 0 E: 0 K: 2 S: 11	H: 0 LOB: 0 BB: 0 P: 17	1B: 5 2B: 2 3B: 0 HR: 1	SF: 0 SAC: 1 DP: 0 HBP: 1	WP: 0 PB: 0 SB: 0 CS: 1	PA: 38
PITCHER	IP WLS BF H R ER SO BB IBB HBP BLK WP HR S P ERA WHIP																			
45 Odalis Perez, L ERA: 4.14	6.1 W 27 6 3 3 3 3 0 0 0 0 0 1 60 99 4.26 1.421																			
22 Brian Sanches, R ERA: 8.0	0.0 2 2 1 1 0 0 0 0 0 0 0 1 4 7 -- --																			
Luis Ayala, R ERA: 4.45	1.2 H 6 0 0 0 2 0 0 1 0 0 0 0 15 23 0.00 0.000																			
Jon Rauch, R ERA: 2.36	1.0 S 3 0 0 0 2 0 0 0 0 0 0 0 0 17 0.00 0.000																			

Washington Nationals @ San Diego Padres
 PETCO Park, San Diego, CA
 Wed May 28 2008, 10:05 PM EDT
 Att: 19,201 - Clear - 65 F

AB	33
R	4
H	8
RBI	4
BB	3
SO	8
LOB	13



Batter	1	2	3	4	5	6	7	8	9	AB	R	H	RBI	BB	SO	LOB	TOP				
Felipe Lopez, S (1,4) OBP: 0.317, SLG: 0.324	F8		2B		F9		F8			4	0	1	0	0	0	1	Washington Nationals @ San Diego Padres PETCO Park, San Diego, CA Thu May 29 2008, 3:35 PM EDT Att: 25,021 - Sunny - 72 F				
15 Cristian Guzman, S (1,6) OBP: 0.329, SLG: 0.463	BB		F7		G1-6-3			P5		3	0	0	0	1	0	1					
8 Aaron Boone, R (1,5) OBP: 0.367, SLG: 0.529	L8		BB			L7		21 G4-6-3 1B		3	0	1	0	1	0	1					
21 Dmitri Young, S (1,3) OBP: 0.300, SLG: 0.286	K		K			G4-3		G4-6-3		4	0	0	0	0	2	4					
44 Lastings Milledge, R (1,8) OBP: 0.311, SLG: 0.360						G5-3				3	1	1	0	1	0	0					
26 Willy Mo Peña, R (1,7) OBP: 0.294, SLG: 0.270										3	0	0	0	0	3	2					
52 Saul Rivera, S (7,1) Charlie Manning, L (8,1) Rob Mackowiak, L (9,PH) OBP: 0.250, SLG: 0.229	K		K					K		0	0	0	0	0	0	0					
34 Elijah Dukes, R (1,9) OBP: 0.279, SLG: 0.184			SF9					G6-3		2	1	0	1	1	1	1					
23 Wil Nieves, R (1,2) OBP: 0.362, SLG: 0.396	L9					G1-3				3	0	0	0	0	0	2					
31 John Lannan, L (1,1) Ryan Langerhans, L (7,PH) OBP: 0.143, SLG: 0.143			K							2	0	0	0	0	2	0					
Inning Stats	R: 0 E: 0 K: 1 S: 8	H: 0 LOB: 1 BB: 1 P: 17	R: 0 E: 0 K: 2 S: 8	H: 0 LOB: 1 BB: 1 P: 15	R: 0 E: 0 K: 2 S: 17	H: 1 LOB: 2 BB: 1 P: 27	R: 1 E: 0 K: 1 S: 11	H: 1 LOB: 0 BB: 0 P: 18	R: 0 E: 0 K: 0 S: 12	H: 0 LOB: 0 BB: 0 P: 16	R: 1 E: 0 K: 1 S: 9	H: 1 LOB: 1 BB: 1 P: 19	R: 0 E: 0 K: 0 S: 5	H: 1 LOB: 0 BB: 0 P: 7	R: 0 E: 0 K: 1 S: 7	H: 0 LOB: 0 BB: 0 P: 7	1B: 3 2B: 1 3B: 0 HR: 0	SF: 1 SAC: 0 DP: 1 HBP: 0	WP: 0 PB: 0 SB: 4 CS: 0	PA: 34	
PITCHER	IP	WLS	BF	H	R	ER	SO	BB	IBB	HBP	BLK	WP	HR	S	P	ERA	WHIP				
Wilfredo Ledezma, L (1,1) ERA: 4.25	5.0		20	2	1	1	7	3	0	0	0	0	0	51	86	1.80	1.000				
40 Bryan Corey, R (6,1) ERA: 4.6	1.0	H	3	0	0	0	0	0	0	0	0	0	0	12	16	0.00	0.000				
43 Cla Meredith, R (7,1) ERA: 4.33	1.0	B	5	1	1	1	1	1	0	0	0	0	0	9	19	9.00	2.000				
21 Heath Bell, R (8,1) ERA: 2.37	1.0	W	3	1	0	0	0	0	0	0	0	0	0	5	7	0.00	1.000				
Trevor Hoffman, R (9,1) ERA: 4.58	1.0	S	3	0	0	0	1	0	0	0	0	0	0	7	7	0.00	0.000				

Washington Nationals @ San Diego Padres
 PETCO Park, San Diego, CA
 Thu May 29 2008, 3:35 PM EDT
 Att: 25,021 - Sunny - 72 F

AB	29
R	2
H	4
RBI	2
BB	4
SO	9
LOB	12



Batter	1	2	3	4	5	6	7	8	9	AB	R	H	RBI	BB	SO	LOB	BOTTOM				
12 Scott Hairston, R (1,8) OBP: 0.278, SLG: 0.436	K		G6-3		K		K	L7		5	0	0	0	0	3	3	Washington Nationals @ San Diego Padres PETCO Park, San Diego, CA Thu May 29 2008, 3:35 PM EDT Att: 25,021 - Sunny - 72 F				
10 Tadashi Iguchi, R (1,4) OBP: 0.321, SLG: 0.336	G6-3		K		P3		1B	K		5	0	1	0	0	2	1					
24 Brian Giles, L (1,9) OBP: 0.391, SLG: 0.424	1B		G4-3		L8		P6			4	0	1	0	0	0	1					
23 Adrián González, L (1,3) OBP: 0.339, SLG: 0.555	G3				5 1B		P6			3	1	1	0	1	0	2					
5 Kevin Kouzmanoff, R (1,5) OBP: 0.314, SLG: 0.427	K		1B		8 BB		F7			3	1	1	0	0	1	0					
3 Khalil Greene, R (1,6) OBP: 0.282, SLG: 0.337	F9		HBP		1B		L7			4	1	1	0	0	0	4					
8 Michael Barrett, R (1,2) OBP: 0.348, SLG: 0.316	2B		1B				G5-3			3	1	2	0	1	0	0					
2 Edgar Gonzalez, R (1,7) OBP: 0.429, SLG: 0.389			1B				K			2	0	1	2	1	1	0					
33 Jody Gerut, L (7,8) OBP: 0.310, SLG: 0.373	IBB		1B				K			1	1	1	3	0	0	0					
Wilfredo Ledezma, L (1,1) ERA: 3.52	6.0		27	5	2	2	5	2	1	1	0	0	0	0	0	0					
40 Bryan Corey, R (6,PH) ERA: 4.64	1.1	L	7	3	2	2	1	0	0	0	0	0	0	0	0	0					
43 Cla Meredith, R (7,1) ERA: 4.33	0.2		4	1	1	1	1	1	0	0	0	0	0	0	0	0					
21 Heath Bell, R (8,PH) ERA: 2.37																					
Tony Clark, S (8,PH) OBP: 0.255, SLG: 0.304																					
Randy Wolf (8,PH) OBP: 0.125, SLG: 0.217																					
Trevor Hoffman, R (9,1) ERA: 4.58																					
Inning Stats	R: 0 E: 0 K: 1 S: 9	H: 1 LOB: 0 BB: 0 P: 11	R: 0 E: 0 K: 1 S: 6	H: 1 LOB: 2 BB: 1 P: 14	R: 0 E: 0 K: 1 S: 6	H: 0 LOB: 0 BB: 0 P: 9	R: 2 E: 0 K: 1 S: 14	H: 2 LOB: 2 BB: 1 P: 24	R: 0 E: 0 K: 0 S: 9	H: 0 LOB: 0 BB: 0 P: 16	R: 0 E: 0 K: 1 S: 8	H: 0 LOB: 0 BB: 0 P: 12	R: 0 E: 0 K: 1 S: 10	H: 1 LOB: 1 BB: 0 P: 17	R: 3 E: 0 K: 1 S: 17	H: 3 LOB: 1 BB: 1 P: 27	1B: 7 2B: 1 3B: 0 HR: 1	SF: 0 SAC: 1 DP: 0 HBP: 1	WP: 0 PB: 0 SB: 0 CS: 0	PA: 38	
PITCHER	IP	WLS	BF	H	R	ER	SO	BB	IBB	HBP	BLK	WP	HR	S	P	ERA	WHIP				
31 John Lannan, L (1,1) ERA: 3.52	6.0		27	5	2	2	5	2	1	1	0	0	0	0	0	0	0				
52 Saul Rivera, R (7,1) ERA: 4.64	1.1	L	7	3	2	2	1	0	0	0	0	0	0	0	0	0	0				
Charlie Manning, L (8,1) ERA: 9.0	0.2		4	1	1	1	1	1	0	0	0	0	0	0	0	0	0				

Washington Nationals @ San Diego Padres
 PETCO Park, San Diego, CA
 Thu May 29 2008, 3:35 PM EDT
 Att: 25,021 - Sunny - 72 F

AB	32
R	5
H	9
RBI	5
BB	4
SO	7
LOB	13



Batter	1	2	3	4	5	6	7	8	9	AB	R	H	RBI	BB	SO	LOB	TOP			
Felipe Lopez, S OBP: 0.314, SLG: 0.321 (1, 4)	G4-3		FC3-6		G1-3			G5-4-3		4	0	1	0	0	0	1				
15 Cristian Guzman, S OBP: 0.329, SLG: 0.462 (1, 6)	G6-3		G3			G6-3		K		4	0	0	0	0	1	2				
8 Aaron Boone, R OBP: 0.355, SLG: 0.505 (1, 5)	K				F8		K	G5-4-3		4	0	0	0	0	2	1				
21 Dmitri Young, S OBP: 0.328, SLG: 0.306 (1, 3)		G4-3		G4-3					P5	4	0	1	0	0	0	0				
44 Lastings Milledge, R OBP: 0.316, SLG: 0.360 (1, 8)									G5-3	3	0	2	0	0	0	0				
Ryan Langerhans, L OBP: 0.231, SLG: 0.167 (1, 9)										3	0	1	0	0	0	3				
22 Willie Harris, L OBP: 0.278, SLG: 0.324 (1, 7)										4	0	0	0	0	3	4				
23 Wil Nieves, R OBP: 0.355, SLG: 0.386 (1, 2)										3	0	1	0	0	1	0				
57 Jason Bergmann, R (1, 1)										3	0	0	0	0	1	1				
Inning Stats	R: 0 E: 0 K: 1 S: 7	H: 0 LOB: 0 BB: 7	R: 0 E: 0 K: 1 S: 7	H: 1 LOB: 1 BB: 12	R: 0 E: 0 K: 1 S: 8	H: 1 LOB: 0 BB: 12	R: 0 E: 0 K: 1 S: 10	H: 0 LOB: 2 BB: 0	R: 0 E: 0 K: 1 S: 9	H: 2 LOB: 0 BB: 12	R: 0 E: 0 K: 1 S: 6	H: 0 LOB: 0 BB: 7	R: 0 E: 0 K: 1 S: 8	H: 1 LOB: 1 BB: 0	R: 0 E: 0 K: 1 S: 13	H: 1 LOB: 1 BB: 23	1B: 6 2B: 0 3B: 0 HR: 0	SF: 0 SAC: 0 DP: 1 HBP: 2	WP: 0 PB: 0 CS: 2	PA: 34
PITCHER 17 Brandon Webb, R ERA: 2.69 (1, 1)	IP: 9.0 WLS: W BF: 34 H: 6 R: 0 ER: 0 SO: 8 BB: 0 IBB: 0 HBP: 2 BLK: 0 WP: 0 HR: 0 S: 73 P: 113 ERA: 0.00 WHIP: 0.667															PITCHER				

Washington Nationals @ Arizona Diamondbacks
Chase Field, Phoenix, AZ
Sat May 31 2008, 5:10 PM MST
Att. 38,312 - Roof Closed - 77 F

AB 32
R 0
H 6
RBI 0
BB 0
SO 8
LOB 12



Batter	1	2	3	4	5	6	7	8	9	AB	R	H	RBI	BB	SO	LOB	BOTTOM		
6 Stephen Drew, L OBP: 0.308, SLG: 0.485 (1, 6)	F7		K			G6-3		K		4	0	1	0	0	2	1			
24 Chris Young, R OBP: 0.327, SLG: 0.457 (1, 8)	L4		F9			G6-3		HR		4	1	1	1	0	0	2			
1 Orlando Hudson, S OBP: 0.382, SLG: 0.503 (1, 4)			K			G6-3		L8		4	0	1	0	0	1	1			
18 Chad Tracy, L OBP: 0.294, SLG: 0.500 (1, 3)	F9				F7		K2-3			3	0	0	0	0	1	1			
10 Justin Upton, R OBP: 0.369, SLG: 0.487 (1, 9)			K		P3		HR			3	1	1	1	0	1	0			
27 Mark Reynolds, R OBP: 0.324, SLG: 0.454 (1, 5)					G5-3		HR			3	2	2	2	0	0	0			
Jeff Salazar, L OBP: 0.380, SLG: 0.424 (1, 7)					G4-3		G4-3			3	0	0	0	0	0	0			
19 Chris Snyder, R OBP: 0.357, SLG: 0.458 (1, 2)			K				F7			3	0	0	0	0	2	0			
17 Brandon Webb, R OBP: 0.154, SLG: 0.160 (1, 1)							K			3	0	1	0	0	1	0			
Inning Stats	R: 0 E: 0 K: 0 S: 8	H: 1 LOB: 1 BB: 0	R: 1 E: 0 K: 2 S: 9	H: 1 LOB: 0 BB: 0	R: 0 E: 0 K: 2 S: 10	H: 1 LOB: 1 BB: 0	R: 0 E: 0 K: 0 S: 11	H: 0 LOB: 0 BB: 0	R: 0 E: 0 K: 0 S: 5	H: 1 LOB: 0 BB: 0	R: 2 E: 0 K: 1 S: 14	H: 2 LOB: 0 BB: 0	R: 1 E: 0 K: 1 S: 10	H: 1 LOB: 0 BB: 0	R: 1 E: 0 K: 1 S: 18	1B: 3 2B: 0 3B: 0 HR: 4	SF: 0 SAC: 0 DP: 1 HBP: 0	WP: 0 PB: 0 CS: 0	PA: 30
PITCHER 57 Jason Bergmann, R ERA: 4.5 (1, 1)	IP: 8.0 WLS: L BF: 30 H: 7 R: 4 ER: 4 SO: 8 BB: 0 IBB: 0 HBP: 0 BLK: 0 WP: 0 HR: 4 S: 74 P: 105 ERA: 4.50 WHIP: 0.875															PITCHER			

Washington Nationals @ Arizona Diamondbacks
Chase Field, Phoenix, AZ
Sat May 31 2008, 5:10 PM MST
Att. 38,312 - Roof Closed - 77 F

AB 30
R 4
H 7
RBI 4
BB 0
SO 8
LOB 5



Batter	1	2	3	4	5	6	7	8	9	AB	R	H	RBI	BB	SO	LOB	TOP										
Felipe Lopez, S OBP: 0.318, SLG: 0.321	1-0 FC5-4 1B		4-0 BB		2-3 K		1-3 K			3	0	1	0	1	2	1											
15 Cristian Guzman, S OBP: 0.324, SLG: 0.454	1-2 FC5-4 21 BB 1-2		0-1 L4		1-0 G4-3		0-1 F8			4	0	0	0	0	0	2											
8 Aaron Boone, R OBP: 0.342, SLG: 0.485	0-0 F9		2-0 F9		0-3 K		1-3 K			4	0	0	0	0	2	2											
21 Dmitri Young, S OBP: 0.339, SLG: 0.294	4-1 BB		1-1 F8		4-2 44 1B BB		0-1 G4-3			2	0	0	0	2	0	0											
44 Lastings Milledge, R OBP: 0.315, SLG: 0.357	3-2 G4-3		0-1 P4		2-2 1B		0-1 G4-3			4	0	1	0	0	0	2											
3 Jesus Flores, R OBP: 0.408, SLG: 0.574		1-1 F7		1-1 2B		2-0 P3		1-2 G5-3		4	0	1	0	0	0	2											
34 Elijah Dukes, R OBP: 0.284, SLG: 0.185		1-1 P4		3-1 P2		2-2 G6-3		2-3 K		4	0	0	0	0	1	1											
26 Wily Mo Peña, R OBP: 0.264, SLG: 0.270		0-0 G6-3		1-2 G5-3		0-0 1B				3	0	1	0	0	0	0											
41 Shawn Hill, R (1, 1)					0-3 G4-3		2-3 K			1	0	0	0	0	1	0											
Ryan Langerhans, L OBP: 0.214, SLG: 0.154										1	0	0	0	0	0	0											
22 Brian Sanches, R (5, 1)										0	0	0	0	0	0	0											
Rob Mackowiak, L OBP: 0.246, SLG: 0.212										1	0	0	0	0	1	1											
Charlie Manning, L (7, 1)										0	0	0	0	0	0	0											
Inning Stats	R: 0 E: 0 K: 0 S: 10	H: 1 LOB: 2 BB: 1 P: 19	R: 0 E: 0 K: 0 S: 5	H: 0 LOB: 0 BB: 0 P: 7	R: 0 E: 0 K: 1 S: 6	H: 0 LOB: 1 BB: 1 P: 12	R: 0 E: 0 K: 0 S: 8	H: 1 LOB: 1 BB: 0 P: 13	R: 0 E: 0 K: 1 S: 9	H: 0 LOB: 0 BB: 0 P: 15	R: 0 E: 0 K: 1 S: 16	H: 1 LOB: 2 BB: 1 P: 25	R: 0 E: 0 K: 2 S: 10	H: 1 LOB: 0 BB: 0 P: 15	R: 0 E: 0 K: 1 S: 7	H: 0 LOB: 0 BB: 0 P: 11	R: 0 E: 0 K: 1 S: 8	H: 0 LOB: 0 BB: 0 P: 11	1B: 3 2B: 1 3B: 0 HR: 0	SF: 0 SAC: 0 DP: 0 HBP: 0	WP: 0 PB: 0 CS: 0	PA: 34					
PITCHER	IP	WLS	BF	H	R	ER	SO	BB	IBB	HBP	BLK	WP	HR	S	P	ERA	WHIP										
15 Dan Haren, R ERA: 3.4	(1, 1)	7.0	W	28	4	0	0	5	3	0	0	0	0	64	106	0.00	1.000										
50 Chad Qualls, R ERA: 3.0	(8, 1)	1.0		3	0	0	0	1	0	0	0	0	0	7	8	0.00	0.000										
56 Ramon Pena, R ERA: 3.51	(9, 1)	1.0		3	0	0	0	1	0	0	0	0	0	8	11	0.00	0.000										

Washington Nationals @ Arizona Diamondbacks
Chase Field, Phoenix, AZ
Sun Jun 01 2008, 1:10 PM MST
Att: 28,268 - Roof Closed - 75 F

AB	31
R	0
H	4
RBI	0
BB	3
SO	7
LOB	11



Batter	1	2	3	4	5	6	7	8	9	AB	R	H	RBI	BB	SO	LOB	BOTTOM										
6 Stephen Drew, L OBP: 0.312, SLG: 0.483	0-0 24 1B 1 HR	4-2 BB		1-1 G6-4-3			1-2 F8			3	1	1	0	1	0	2											
24 Chris Young, R OBP: 0.329, SLG: 0.456	2-0 1 HR	3-1 G4-3		3-2 F8			4-1 BB			3	1	1	0	1	0	1											
1 Orlando Hudson, S OBP: 0.379, SLG: 0.514	1-1 HR		3-3 K		2-2 G4-3		3-2 P3			4	1	1	3	0	1	2											
18 Chad Tracy, L OBP: 0.333, SLG: 0.650	1-0 P6		1-1 HR		1-1 1B		1-0 G4-3			4	1	2	1	0	0	2											
27 Mark Reynolds, R OBP: 0.322, SLG: 0.446	3-3 K		0-0 F8		1-3 K			4-0 BB		3	0	0	0	1	2	1											
28 Alex Romero, L OBP: 0.222, SLG: 0.294	0-3 K		0-1 2B		2-2 F9			0-1 F8		4	0	1	0	0	1	1											
19 Chris Snyder, R OBP: 0.354, SLG: 0.459		2-2 15 WP 2B	3-2 G5-3		1-3 K		2-2 K		2-3 K	4	1	1	0	0	2	2											
Jeff Salazar, L OBP: 0.373, SLG: 0.413	1-1 P5		0-0 G6-4-3 1B		3-3 K		3-3 K		3-3 K	4	0	1	0	0	2	2											
15 Dan Haren, R OBP: 0.148, SLG: 0.200	2-2 G1-6-3		1-2 F9				4-2 24 BB BB			2	0	0	0	0	0	2											
44 Micah Owings, R OBP: 0.381, SLG: 0.432										0	0	0	0	1	0	0											
50 Chad Qualls, R (8, 1)										0	0	0	0	0	0	0											
56 Ramon Pena, R (9, 1)										0	0	0	0	0	0	0											
Inning Stats	R: 3 E: 0 K: 2 S: 12	H: 3 LOB: 0 BB: 0 P: 19	R: 1 E: 0 K: 0 S: 14	H: 1 LOB: 1 BB: 1 P: 24	R: 1 E: 0 K: 1 S: 12	H: 2 LOB: 1 BB: 0 P: 19	R: 0 E: 0 K: 0 S: 6	H: 1 LOB: 0 BB: 0 P: 8	R: 0 E: 0 K: 1 S: 11	H: 1 LOB: 1 BB: 0 P: 18	R: 0 E: 0 K: 2 S: 10	H: 0 LOB: 2 BB: 2 P: 16	R: 0 E: 0 K: 0 S: 14	H: 0 LOB: 2 BB: 2 P: 27	R: 0 E: 0 K: 2 S: 8	H: 0 LOB: 1 BB: 1 P: 17	R: 0 E: 0 K: 2 S: 8	H: 0 LOB: 1 BB: 1 P: 17	1B: 4 2B: 2 3B: 0 HR: 2	SF: 0 SAC: 0 DP: 1 HBP: 0	WP: 1 PB: 0 CS: 0	PA: 35					
PITCHER	IP	WLS	BF	H	R	ER	SO	BB	IBB	HBP	BLK	WP	HR	S	P	ERA	WHIP										
41 Shawn Hill, R ERA: 4.67	(1, 1)	4.0	L	19	7	5	5	3	1	0	0	0	0	44	70	11.25	2.000										
22 Brian Sanches, R ERA: 3.0	(5, 1)	2.0		7	1	0	0	3	0	0	0	0	0	21	34	0.00	0.500										
Charlie Manning, L ERA: 5.4	(7, 1)	2.0		9	0	0	0	2	3	0	0	0	0	22	44	0.00	1.500										

Washington Nationals @ Arizona Diamondbacks
Chase Field, Phoenix, AZ
Sun Jun 01 2008, 1:10 PM MST
Att: 28,268 - Roof Closed - 75 F

AB	31
R	5
H	8
RBI	4
BB	4
SO	8
LOB	15



Batter	1	2	3	4	5	6	7	8	9	AB	R	H	RBI	BB	SO	LOB	TOP			
14 Fred Lewis, L OBP: 0.362, SLG: 0.462	G6-3	BB	HR			K		G3 1B BB		3	2	1	2	2	1	0	San Francisco Giants @ Washington Nationals Nationals Park, Washington, DC Fri Jun 06 2008, 7:35 PM EDT Att: 25,987 - Partly Cloudy - 82 F			
Jose Castillo, R OBP: 0.314, SLG: 0.448	G6-3	L8	HR			K		G3		5	1	1	3	0	1	4				
2 Randy Winn, S OBP: 0.352, SLG: 0.461	1B					BB		G5-3		4	1	2	0	1	0	1				
1 Bengie Molina, R OBP: 0.358, SLG: 0.500	P4					G5-3				5	1	2	1	0	0	2				
43 Alex Hinshaw, L						1B 55 BB				0	0	0	0	0	0	0				
34 Billy Sadler, R						1B				0	0	0	0	0	0	0				
33 Aaron Rowand, R OBP: 0.396, SLG: 0.525						L6				3	1	1	0	0	1	2				
49 Brian Horowitz, R OBP: 0.385, SLG: 0.667						K				2	1	1	0	0	1	1				
Ray Durham, S OBP: 0.274, SLG: 0.414						L9				5	1	3	1	0	1	0				
28 Travis Denker, R OBP: 0.353, SLG: 0.765						1B 21 PB				0	0	0	0	0	0	0				
21 John Bowker, L OBP: 0.297, SLG: 0.376						L9				4	0	2	1	1	1	2				
Omar Vizquel, S OBP: 0.274, SLG: 0.243						G6-4-3				3	1	1	1	0	0	3				
7 Emmanuel Burtes, S OBP: 0.338, SLG: 0.309						G6-4-3				1	0	1	0	0	0	0				
55 Tim Lincecum, L OBP: 0.258, SLG: 0.179						1B				3	1	0	1	1	0	4				
20 Steve Holm, R OBP: 0.328, SLG: 0.407						G4-3				1	0	0	0	0	1	1				
Inning Stats	R: 0 E: 0 K: 0 S: 12	H: 1 LOB: 1 BB: 0 P: 19	R: 1 E: 0 K: 0 S: 15	H: 3 LOB: 3 BB: 1 P: 26	R: 7 E: 0 K: 0 S: 24	H: 6 LOB: 0 BB: 1 P: 38	R: 0 E: 0 K: 1 S: 11	H: 0 LOB: 0 BB: 0 P: 16	R: 0 E: 0 K: 2 S: 8	H: 0 LOB: 1 BB: 1 P: 15	R: 1 E: 0 K: 0 S: 7	H: 2 LOB: 1 BB: 1 P: 11	R: 1 E: 0 K: 1 S: 15	H: 1 LOB: 1 BB: 0 P: 27	R: 0 E: 0 K: 3 S: 14	H: 1 LOB: 0 BB: 0 P: 22	1B: 13 2B: 1 3B: 0 HR: 1	SF: 1 SAC: 0 DP: 2 HBP: 0	WP: 0 PB: 1 SB: 1 CS: 0	PA: 45
PITCHER	IP WLS BF H R ER SO BB IBB HBP BLK WP HR S P ERA WHIP	IP WLS BF H R ER SO BB IBB HBP BLK WP HR S P ERA WHIP	IP WLS BF H R ER SO BB IBB HBP BLK WP HR S P ERA WHIP	IP WLS BF H R ER SO BB IBB HBP BLK WP HR S P ERA WHIP	IP WLS BF H R ER SO BB IBB HBP BLK WP HR S P ERA WHIP	IP WLS BF H R ER SO BB IBB HBP BLK WP HR S P ERA WHIP	IP WLS BF H R ER SO BB IBB HBP BLK WP HR S P ERA WHIP	IP WLS BF H R ER SO BB IBB HBP BLK WP HR S P ERA WHIP	IP WLS BF H R ER SO BB IBB HBP BLK WP HR S P ERA WHIP	IP WLS BF H R ER SO BB IBB HBP BLK WP HR S P ERA WHIP	IP WLS BF H R ER SO BB IBB HBP BLK WP HR S P ERA WHIP	IP WLS BF H R ER SO BB IBB HBP BLK WP HR S P ERA WHIP	IP WLS BF H R ER SO BB IBB HBP BLK WP HR S P ERA WHIP	IP WLS BF H R ER SO BB IBB HBP BLK WP HR S P ERA WHIP	IP WLS BF H R ER SO BB IBB HBP BLK WP HR S P ERA WHIP	IP WLS BF H R ER SO BB IBB HBP BLK WP HR S P ERA WHIP	IP WLS BF H R ER SO BB IBB HBP BLK WP HR S P ERA WHIP			
57 Jason Bergmann, R ERA: 5.23	3.0	10	8	5	0	2	0	0	0	0	0	0	0	0	0	0	15.00	4.000		
Jesus Colome, R ERA: 5.53	3.0	10	1	0	0	3	1	0	0	0	0	0	0	0	0	28	4.8	0.667		
22 Brian Sanches, R ERA: 5.14	2.0	10	3	2	2	1	2	0	0	0	0	0	0	0	0	22	9.00	2.500		
Charlie Manning, L ERA: 3.38	1.0	4	1	0	0	3	0	0	0	0	0	0	0	0	0	14	2.25	1.000		

AB	39
R	10
H	15
RBI	10
BB	5
SO	7
LOB	20



Batter	1	2	3	4	5	6	7	8	9	AB	R	H	RBI	BB	SO	LOB	BOTTOM					
15 Cristian Guzman, S OBP: 0.328, SLG: 0.457	K					F8				3	0	0	0	0	1	1	San Francisco Giants @ Washington Nationals Nationals Park, Washington, DC Fri Jun 06 2008, 7:35 PM EDT Att: 25,987 - Partly Cloudy - 82 F					
22 Brian Sanches, R										0	0	0	0	0	0	0						
26 Willy Mo Peña, R OBP: 0.254, SLG: 0.258										1	0	0	0	0	1	0						
Charlie Manning, L										0	0	0	0	0	0	0						
34 Elijah Dukes, R OBP: 0.325, SLG: 0.324	G4-3					G1-3				4	0	1	1	0	1	0						
44 Lastings Milledge, R OBP: 0.369, SLG: 0.344	F9					1B				4	0	1	0	0	0	1						
8 Aaron Boone, R OBP: 0.328, SLG: 0.465						P6				4	0	0	0	0	1	1						
5 Kory Casto, L OBP: 0.600, SLG: 0.583						K				3	0	1	0	0	1	0						
3 Jesus Flores, R OBP: 0.402, SLG: 0.564						G6-4-3				3	0	1	0	0	0	1						
Felipe Lopez, S OBP: 0.313, SLG: 0.308						F7				3	0	0	0	0	0	2						
Ryan Langerhans, L OBP: 0.296, SLG: 0.208						G6-4-3				3	0	0	0	0	0	2						
57 Jason Bergmann, R						F7				3	0	0	0	0	0	2						
Tim Redding, R OBP: 0.162, SLG: 0.190						G6-4-3				3	0	0	0	0	0	1						
Jesus Colome, R						F8				3	0	1	0	0	0	1						
22 Willie Harris, L OBP: 0.262, SLG: 0.301						P4				0	0	0	0	0	0	0						
57 Jason Bergmann, R						K				3	1	1	0	0	2	0						
Tim Redding, R OBP: 0.162, SLG: 0.190						K				0	0	0	0	0	0	0						
Jesus Colome, R						K				0	0	0	0	0	0	0						
22 Willie Harris, L OBP: 0.262, SLG: 0.301						K				2	0	0	0	0	0	1						
Inning Stats	R: 0 E: 0 K: 1 S: 6	H: 0 LOB: 0 BB: 0 P: 9	R: 0 E: 0 K: 1 S: 7	H: 0 LOB: 0 BB: 0 P: 11	R: 0 E: 0 K: 2 S: 7	H: 0 LOB: 0 BB: 0 P: 12	R: 0 E: 0 K: 0 S: 7	H: 1 LOB: 1 BB: 0 P: 10	R: 0 E: 0 K: 0 S: 6	H: 1 LOB: 0 BB: 0 P: 6	R: 1 E: 0 K: 0 S: 13	H: 2 LOB: 1 BB: 0 P: 22	R: 0 E: 0 K: 1 S: 9	H: 1 LOB: 0 BB: 0 P: 13	R: 0 E: 0 K: 2 S: 7	H: 0 LOB: 0 BB: 0 P: 10	R: 0 E: 0 K: 1 S: 9	H: 0 LOB: 0 BB: 0 P: 11	1B: 3 2B: 2 3B: 0 HR: 0	SF: 0 SAC: 0 DP: 1 HBP: 0	WP: 0 PB: 0 SB: 0 CS: 0	PA: 31
PITCHER	IP WLS BF H R ER SO BB IBB HBP BLK WP HR S P ERA WHIP	IP WLS BF H R ER SO BB IBB HBP BLK WP HR S P ERA WHIP	IP WLS BF H R ER SO BB IBB HBP BLK WP HR S P ERA WHIP	IP WLS BF H R ER SO BB IBB HBP BLK WP HR S P ERA WHIP	IP WLS BF H R ER SO BB IBB HBP BLK WP HR S P ERA WHIP	IP WLS BF H R ER SO BB IBB HBP BLK WP HR S P ERA WHIP	IP WLS BF H R ER SO BB IBB HBP BLK WP HR S P ERA WHIP	IP WLS BF H R ER SO BB IBB HBP BLK WP HR S P ERA WHIP	IP WLS BF H R ER SO BB IBB HBP BLK WP HR S P ERA WHIP	IP WLS BF H R ER SO BB IBB HBP BLK WP HR S P ERA WHIP	IP WLS BF H R ER SO BB IBB HBP BLK WP HR S P ERA WHIP	IP WLS BF H R ER SO BB IBB HBP BLK WP HR S P ERA WHIP	IP WLS BF H R ER SO BB IBB HBP BLK WP HR S P ERA WHIP	IP WLS BF H R ER SO BB IBB HBP BLK WP HR S P ERA WHIP	IP WLS BF H R ER SO BB IBB HBP BLK WP HR S P ERA WHIP	IP WLS BF H R ER SO BB IBB HBP BLK WP HR S P ERA WHIP	IP WLS BF H R ER SO BB IBB HBP BLK WP HR S P ERA WHIP					
55 Tim Lincecum, R ERA: 2.15	1.0	3	0	0	2	0	0	0	0	0	0	7	10	0.00	0.000							
43 Alex Hinshaw, L ERA: 2.45	1.0	3	0	0	1	0	0	0	0	0	0	9	11	0.00	0.000							
34 Billy Sadler, R ERA: 4.97	1.0	3	0	0	0	0	0	0	0	0	0	9	11	0.00	0.000							



Batter	1	2	3	4	5	6	7	8	9	AB	R	H	RBI	BB	SO	LOB	TOP								
14 Fred Lewis, L OBP: 0.354, SLG: 0.450										5	0	0	0	0	0	3	San Francisco Giants @ Washington Nationals Nationals Park, Washington, DC Sat Jun 07 2008, 7:10 PM EDT Att: 30,652 - Clear - 86 F								
Jose Castillo, R OBP: 0.316, SLG: 0.447										5	1	2	0	0	1	0									
2 Randy Winn, S OBP: 0.349, SLG: 0.460										5	1	1	0	0	0	1									
1 Bengie Molina, R OBP: 0.359, SLG: 0.498										5	1	2	1	0	0	0									
Ray Durham, S OBP: 0.379, SLG: 0.406 7 Emmanuel Burriss, S OBP: 0.338, SLG: 0.359										3	1	0	0	1	0	2									
Rich Aurilia, R OBP: 0.329, SLG: 0.414										4	1	3	1	0	0	0									
21 John Bowker, L OBP: 0.295, SLG: 0.394										4	1	1	4	0	1	2									
Omar Vizquel, S OBP: 0.284, SLG: 0.247										3	0	1	0	1	1	0									
53 Jonathan Sánchez, L OBP: 0.097, SLG: 0.129 28 Travis Denker, R OBP: 0.359, SLG: 0.765 Tyler Walker, R										3	0	0	0	0	0	4									
16 Pat Misch, R OBP: 0.222, SLG: 0.125										0	0	0	0	0	0	0									
Inning Stats	R: 0 E: 0 K: 0 S: 13	H: 2 LOB: 2 BB: 0 P: 18	R: 0 E: 0 K: 0 S: 8	H: 2 LOB: 2 BB: 0 P: 11	R: 0 E: 0 K: 0 S: 7	H: 0 LOB: 0 BB: 0 P: 12	R: 0 E: 0 K: 1 S: 7	H: 0 LOB: 0 BB: 0 P: 12	R: 0 E: 0 K: 1 S: 8	H: 0 LOB: 0 BB: 0 P: 11	R: 0 E: 0 K: 0 S: 9	H: 0 LOB: 0 BB: 0 P: 13	R: 0 E: 0 K: 0 S: 4	H: 1 LOB: 2 BB: 1 P: 9	R: 6 E: 0 K: 0 S: 22	H: 5 LOB: 1 BB: 2 P: 43	R: 0 E: 0 K: 1 S: 7	H: 0 LOB: 0 BB: 0 P: 11	1B: 7 2B: 2 3B: 0 HR: 1	SF: 0 SAC: 0 DP: 0 HBP: 0	WP: 0 PB: 0 SB: 0 CS: 0	PA: 40			
PITCHER	IP WLS BF H R ER SO BB IBB HBP BLK WP HR S P ERA WHIP	IP WLS BF H R ER SO BB IBB HBP BLK WP HR S P ERA WHIP	IP WLS BF H R ER SO BB IBB HBP BLK WP HR S P ERA WHIP	IP WLS BF H R ER SO BB IBB HBP BLK WP HR S P ERA WHIP	IP WLS BF H R ER SO BB IBB HBP BLK WP HR S P ERA WHIP	IP WLS BF H R ER SO BB IBB HBP BLK WP HR S P ERA WHIP	IP WLS BF H R ER SO BB IBB HBP BLK WP HR S P ERA WHIP	IP WLS BF H R ER SO BB IBB HBP BLK WP HR S P ERA WHIP	IP WLS BF H R ER SO BB IBB HBP BLK WP HR S P ERA WHIP	IP WLS BF H R ER SO BB IBB HBP BLK WP HR S P ERA WHIP	IP WLS BF H R ER SO BB IBB HBP BLK WP HR S P ERA WHIP	IP WLS BF H R ER SO BB IBB HBP BLK WP HR S P ERA WHIP	IP WLS BF H R ER SO BB IBB HBP BLK WP HR S P ERA WHIP	IP WLS BF H R ER SO BB IBB HBP BLK WP HR S P ERA WHIP	IP WLS BF H R ER SO BB IBB HBP BLK WP HR S P ERA WHIP	IP WLS BF H R ER SO BB IBB HBP BLK WP HR S P ERA WHIP	IP WLS BF H R ER SO BB IBB HBP BLK WP HR S P ERA WHIP	IP WLS BF H R ER SO BB IBB HBP BLK WP HR S P ERA WHIP	IP WLS BF H R ER SO BB IBB HBP BLK WP HR S P ERA WHIP	IP WLS BF H R ER SO BB IBB HBP BLK WP HR S P ERA WHIP	IP WLS BF H R ER SO BB IBB HBP BLK WP HR S P ERA WHIP	IP WLS BF H R ER SO BB IBB HBP BLK WP HR S P ERA WHIP	IP WLS BF H R ER SO BB IBB HBP BLK WP HR S P ERA WHIP	IP WLS BF H R ER SO BB IBB HBP BLK WP HR S P ERA WHIP	IP WLS BF H R ER SO BB IBB HBP BLK WP HR S P ERA WHIP

AB	37
R	6
H	10
RBI	6
BB	3
SO	3
LOB	12



Batter	1	2	3	4	5	6	7	8	9	AB	R	H	RBI	BB	SO	LOB	BOTTOM								
15 Cristian Guzman, S OBP: 0.327, SLG: 0.454										4	0	1	0	0	0	2	San Francisco Giants @ Washington Nationals Nationals Park, Washington, DC Sat Jun 07 2008, 7:10 PM EDT Att: 30,652 - Clear - 86 F								
34 Elijah Dukes, R OBP: 0.322, SLG: 0.310										3	0	0	0	0	1	2									
44 Lastings Milledge, R OBP: 0.307, SLG: 0.342										4	0	1	0	0	0	3									
8 Aaron Boone, R OBP: 0.326, SLG: 0.458										4	0	1	0	0	0	2									
3 Jesus Flores, R OBP: 0.396, SLG: 0.549										4	0	1	0	0	2	1									
5 Kory Casto, L OBP: 0.500, SLG: 0.467										3	0	0	0	0	1	2									
Felipe Lopez, S OBP: 0.313, SLG: 0.305 Luis Ayala, R										2	0	0	0	0	1	0									
38 Joel Hanrahan, R										0	0	0	0	0	0	0									
26 Wily Mo Peña, R OBP: 0.248, SLG: 0.252										3	0	0	0	0	0	1									
41 Shawn Hill, R 22 Willie Harris, L OBP: 0.271, SLG: 0.301										1	0	0	0	1	0	0									
Inning Stats	R: 0 E: 0 K: 1 S: 10	H: 1 LOB: 1 BB: 0 P: 16	R: 0 E: 0 K: 1 S: 11	H: 0 LOB: 1 BB: 1 P: 19	R: 0 E: 0 K: 2 S: 12	H: 1 LOB: 1 BB: 0 P: 19	R: 0 E: 0 K: 0 S: 6	H: 0 LOB: 0 BB: 0 P: 10	R: 0 E: 0 K: 0 S: 4	H: 1 LOB: 0 BB: 0 P: 7	R: 0 E: 0 K: 0 S: 5	H: 1 LOB: 0 BB: 0 P: 10	R: 0 E: 0 K: 0 S: 5	H: 0 LOB: 1 BB: 1 P: 9	R: 0 E: 0 K: 0 S: 6	H: 0 LOB: 0 BB: 0 P: 9	1B: 4 2B: 0 3B: 0 HR: 0	SF: 0 SAC: 0 DP: 3 HBP: 1	WP: 1 PB: 0 SB: 0 CS: 0	PA: 32					
PITCHER	IP WLS BF H R ER SO BB IBB HBP BLK WP HR S P ERA WHIP	IP WLS BF H R ER SO BB IBB HBP BLK WP HR S P ERA WHIP	IP WLS BF H R ER SO BB IBB HBP BLK WP HR S P ERA WHIP	IP WLS BF H R ER SO BB IBB HBP BLK WP HR S P ERA WHIP	IP WLS BF H R ER SO BB IBB HBP BLK WP HR S P ERA WHIP	IP WLS BF H R ER SO BB IBB HBP BLK WP HR S P ERA WHIP	IP WLS BF H R ER SO BB IBB HBP BLK WP HR S P ERA WHIP	IP WLS BF H R ER SO BB IBB HBP BLK WP HR S P ERA WHIP	IP WLS BF H R ER SO BB IBB HBP BLK WP HR S P ERA WHIP	IP WLS BF H R ER SO BB IBB HBP BLK WP HR S P ERA WHIP	IP WLS BF H R ER SO BB IBB HBP BLK WP HR S P ERA WHIP	IP WLS BF H R ER SO BB IBB HBP BLK WP HR S P ERA WHIP	IP WLS BF H R ER SO BB IBB HBP BLK WP HR S P ERA WHIP	IP WLS BF H R ER SO BB IBB HBP BLK WP HR S P ERA WHIP	IP WLS BF H R ER SO BB IBB HBP BLK WP HR S P ERA WHIP	IP WLS BF H R ER SO BB IBB HBP BLK WP HR S P ERA WHIP	IP WLS BF H R ER SO BB IBB HBP BLK WP HR S P ERA WHIP	IP WLS BF H R ER SO BB IBB HBP BLK WP HR S P ERA WHIP	IP WLS BF H R ER SO BB IBB HBP BLK WP HR S P ERA WHIP	IP WLS BF H R ER SO BB IBB HBP BLK WP HR S P ERA WHIP	IP WLS BF H R ER SO BB IBB HBP BLK WP HR S P ERA WHIP	IP WLS BF H R ER SO BB IBB HBP BLK WP HR S P ERA WHIP	IP WLS BF H R ER SO BB IBB HBP BLK WP HR S P ERA WHIP	IP WLS BF H R ER SO BB IBB HBP BLK WP HR S P ERA WHIP	IP WLS BF H R ER SO BB IBB HBP BLK WP HR S P ERA WHIP



Batter	1	2	3	4	5	6	7	8	9	AB	R	H	RBI	BB	SO	LOB	TOP						
14 Fred Lewis, L OBP: 0.356, SLG: 0.450										5	0	0	0	0	2	0	San Francisco Giants @ Washington Nationals Nationals Park, Washington, DC Mon Jun 09 2008, 7:10 PM EDT Att: 26,209 - Clear - 92 F						
Ray Durham, S OBP: 0.390, SLG: 0.427										4	2	1	0	1	1	0							
2 Randy Winn, S OBP: 0.355, SLG: 0.464										4	1	2	2	1	0	0							
1 Bengie Molina, R OBP: 0.360, SLG: 0.500										5	0	2	1	0	1	2							
33 Aaron Rowand, R OBP: 0.393, SLG: 0.519										3	0	0	0	1	1	3							
21 John Bowker, L OBP: 0.297, SLG: 0.403										3	0	0	0	0	1	3							
Tyler Walker, R										0	0	0	0	0	0	0							
43 Alex Hinshaw, L										0	0	0	0	0	0	0							
38 Brian Wilson, R										0	0	0	0	0	0	0							
Rich Aurilia, R OBP: 0.327, SLG: 0.406										3	0	0	0	1	0	5							
Omar Vizquel, S OBP: 0.293, SLG: 0.241										2	0	0	0	2	0	0							
18 Matt Cain, R OBP: 0.267, SLG: 0.444										3	0	0	0	0	2	4							
22 Keiichi Yabu, R										0	0	0	0	0	0	0							
Jose Castillo, R OBP: 0.312, SLG: 0.436										1	0	0	0	0	0	0							
Inning Stats	R: 1 E: 0 K: 0 S: 11	H: 1 LOB: 1 BB: 1 P: 24	R: 0 E: 0 K: 2 S: 10	H: 0 LOB: 1 BB: 1 P: 18	R: 0 E: 0 K: 1 S: 6	H: 0 LOB: 0 BB: 0 P: 8	R: 0 E: 0 K: 2 S: 12	H: 1 LOB: 3 BB: 2 P: 24	R: 2 E: 0 K: 1 S: 17	H: 3 LOB: 2 BB: 0 P: 31	R: 0 E: 0 K: 1 S: 10	H: 0 LOB: 0 BB: 0 P: 13	R: 0 E: 1 K: 1 S: 8	H: 0 LOB: 3 BB: 2 P: 19	R: 0 E: 0 K: 0 S: 5	H: 0 LOB: 0 BB: 0 P: 8	R: 0 E: 0 K: 0 S: 8	H: 0 LOB: 0 BB: 0 P: 12	1B: 2 2B: 3 3B: 0 HR: 0	SF: 0 SAC: 0 DP: 0 HBP: 1	WP: 1 PB: 1 SB: 0 CS: 0	PA: 40	
PITCHER	IP WLS BF H R ER SO BB IBB HBP BLK WP HR S P ERA WHIP	IP WLS BF H R ER SO BB IBB HBP BLK WP HR S P ERA WHIP	IP WLS BF H R ER SO BB IBB HBP BLK WP HR S P ERA WHIP	IP WLS BF H R ER SO BB IBB HBP BLK WP HR S P ERA WHIP	IP WLS BF H R ER SO BB IBB HBP BLK WP HR S P ERA WHIP	IP WLS BF H R ER SO BB IBB HBP BLK WP HR S P ERA WHIP	IP WLS BF H R ER SO BB IBB HBP BLK WP HR S P ERA WHIP	IP WLS BF H R ER SO BB IBB HBP BLK WP HR S P ERA WHIP	IP WLS BF H R ER SO BB IBB HBP BLK WP HR S P ERA WHIP	IP WLS BF H R ER SO BB IBB HBP BLK WP HR S P ERA WHIP	IP WLS BF H R ER SO BB IBB HBP BLK WP HR S P ERA WHIP	IP WLS BF H R ER SO BB IBB HBP BLK WP HR S P ERA WHIP	IP WLS BF H R ER SO BB IBB HBP BLK WP HR S P ERA WHIP	IP WLS BF H R ER SO BB IBB HBP BLK WP HR S P ERA WHIP	IP WLS BF H R ER SO BB IBB HBP BLK WP HR S P ERA WHIP	IP WLS BF H R ER SO BB IBB HBP BLK WP HR S P ERA WHIP	IP WLS BF H R ER SO BB IBB HBP BLK WP HR S P ERA WHIP	IP WLS BF H R ER SO BB IBB HBP BLK WP HR S P ERA WHIP	IP WLS BF H R ER SO BB IBB HBP BLK WP HR S P ERA WHIP	IP WLS BF H R ER SO BB IBB HBP BLK WP HR S P ERA WHIP	IP WLS BF H R ER SO BB IBB HBP BLK WP HR S P ERA WHIP	IP WLS BF H R ER SO BB IBB HBP BLK WP HR S P ERA WHIP	IP WLS BF H R ER SO BB IBB HBP BLK WP HR S P ERA WHIP
19 Tyler Clippard, R ERA: 6.23	4.1	L	22	5	3	3	6	4	0	0	0	0	0	0	0	0	1	0	54	98	6.23	2.077	
22 Brian Sanchez, R ERA: 4.7	0.2		3	0	0	0	0	0	0	1	0	0	0	0	0	0	0	0	2	7	0.00	0.000	
Jesus Colome, R ERA: 5.16	2.0		9	0	0	0	2	2	0	0	0	0	0	0	0	0	0	0	18	32	0.00	1.000	
Charlie Manning, L ERA: 2.7	1.0		3	0	0	0	0	0	0	0	0	0	0	0	0	0	0	0	5	8	0.00	0.000	
Luis Ayala, R ERA: 5.14	1.0		3	0	0	0	0	0	0	0	0	0	0	0	0	0	0	0	8	12	0.00	0.000	

AB	33
R	3
H	5
RBI	3
BB	6
SO	8
LOB	17




Batter	1	2	3	4	5	6	7	8	9	AB	R	H	RBI	BB	SO	LOB	BOTTOM						
15 Cristian Guzman, S OBP: 0.330, SLG: 0.452										5	0	2	0	0	0	1	San Francisco Giants @ Washington Nationals Nationals Park, Washington, DC Mon Jun 09 2008, 7:10 PM EDT Att: 26,209 - Clear - 92 F						
34 Elijah Dukes, R OBP: 0.326, SLG: 0.299										4	0	1	0	0	1	3							
44 Lastings Milledge, R OBP: 0.317, SLG: 0.363										2	2	1	0	2	0	1							
21 Dmitri Young, S OBP: 0.338, SLG: 0.300										4	0	2	0	0	1	1							
22 Willie Harris, L OBP: 0.273, SLG: 0.303										0	0	0	0	0	0	0							
3 Jesus Flores, R OBP: 0.385, SLG: 0.529										2	0	0	1	1	1	2							
5 Kory Casto, L OBP: 0.423, SLG: 0.333										3	0	0	0	1	1	0							
Felipe Lopez, S OBP: 0.313, SLG: 0.308										4	0	1	0	0	1	3							
26 Wily Mo Peña, R OBP: 0.255, SLG: 0.267										4	0	1	0	0	1	0							
19 Tyler Clippard, R OBP: 0.268, SLG: 1.992										1	0	1	0	0	0	0							
22 Brian Sanchez, R										0	0	0	0	0	0	0							
Ryan Langerhans, L										0	0	0	0	0	0	0							
Jesus Colome, R										0	0	0	0	0	0	0							
8 Aaron Boone, R										0	0	0	0	0	0	0							
Charlie Manning, L										0	0	0	0	0	0	0							
Luis Ayala, R										0	0	0	0	0	0	0							
23 Wil Nieves, R OBP: 0.326, SLG: 0.354										0	0	0	0	0	0	0							
Inning Stats	R: 0 E: 0 K: 0 S: 8	H: 1 LOB: 0 BB: 1 P: 16	R: 0 E: 0 K: 2 S: 11	H: 0 LOB: 0 BB: 0 P: 14	R: 0 E: 0 K: 1 S: 10	H: 2 LOB: 2 BB: 0 P: 10	R: 1 E: 0 K: 0 S: 10	H: 1 LOB: 0 BB: 0 P: 16	R: 0 E: 0 K: 2 S: 7	H: 0 LOB: 0 BB: 0 P: 8	R: 0 E: 0 K: 1 S: 21	H: 2 LOB: 2 BB: 0 P: 28	R: 0 E: 0 K: 0 S: 14	H: 2 LOB: 1 BB: 0 P: 19	R: 1 E: 1 K: 1 S: 16	H: 1 LOB: 3 BB: 3 P: 32	R: 0 E: 1 K: 0 S: 4	H: 0 LOB: 0 BB: 0 P: 6	1B: 7 2B: 2 3B: 0 HR: 0	SF: 1 SAC: 0 DP: 2 HBP: 0	WP: 0 PB: 0 SB: 0 CS: 2	PA: 38	
PITCHER	IP WLS BF H R ER SO BB IBB HBP BLK WP HR S P ERA WHIP	IP WLS BF H R ER SO BB IBB HBP BLK WP HR S P ERA WHIP	IP WLS BF H R ER SO BB IBB HBP BLK WP HR S P ERA WHIP	IP WLS BF H R ER SO BB IBB HBP BLK WP HR S P ERA WHIP	IP WLS BF H R ER SO BB IBB HBP BLK WP HR S P ERA WHIP	IP WLS BF H R ER SO BB IBB HBP BLK WP HR S P ERA WHIP	IP WLS BF H R ER SO BB IBB HBP BLK WP HR S P ERA WHIP	IP WLS BF H R ER SO BB IBB HBP BLK WP HR S P ERA WHIP	IP WLS BF H R ER SO BB IBB HBP BLK WP HR S P ERA WHIP	IP WLS BF H R ER SO BB IBB HBP BLK WP HR S P ERA WHIP	IP WLS BF H R ER SO BB IBB HBP BLK WP HR S P ERA WHIP	IP WLS BF H R ER SO BB IBB HBP BLK WP HR S P ERA WHIP	IP WLS BF H R ER SO BB IBB HBP BLK WP HR S P ERA WHIP	IP WLS BF H R ER SO BB IBB HBP BLK WP HR S P ERA WHIP	IP WLS BF H R ER SO BB IBB HBP BLK WP HR S P ERA WHIP	IP WLS BF H R ER SO BB IBB HBP BLK WP HR S P ERA WHIP	IP WLS BF H R ER SO BB IBB HBP BLK WP HR S P ERA WHIP	IP WLS BF H R ER SO BB IBB HBP BLK WP HR S P ERA WHIP	IP WLS BF H R ER SO BB IBB HBP BLK WP HR S P ERA WHIP	IP WLS BF H R ER SO BB IBB HBP BLK WP HR S P ERA WHIP	IP WLS BF H R ER SO BB IBB HBP BLK WP HR S P ERA WHIP	IP WLS BF H R ER SO BB IBB HBP BLK WP HR S P ERA WHIP	IP WLS BF H R ER SO BB IBB HBP BLK WP HR S P ERA WHIP
18 Matt Cain, R ERA: 4.43	6.1	W	26	8	1	1	6	1	0	0	0	0	0	0	0	0	10	0	78	107	4.43	1.421	
22 Keiichi Yabu, R ERA: 2.0	0.2	H	1	0	0	0	0	0	0	0	0	0	0	0	0	0	0	0	3	4	0.00	0.000	
Tyler Walker, R ERA: 5.54	0.2	H	5	1	1	1	1	2	0	0	0	0	0	0	0	0	0	0	13	23	13.50	4.500	
43 Alex Hinshaw, L ERA: 2.49	0.0		1	0	0	0	0	1	0	0	0	0	0	0	0	0	0	0	1	5	∞	∞	
38 Brian Wilson, R ERA: 4.05	1.1	S	4	0	0	0	0	0	0	0	0	0	0	0	0	0	0	0	6	10	0.00	0.000	




Batter	1	2	3	4	5	6	7	8	9	AB	R	H	RBI	BB	SO	LOB	TOP					
15 Cristian Guzman, S OBP: 0.331, SLG: 0.455										5	0	2	0	0	0	0	Washington Nationals @ Pittsburgh Pirates PNC Park, Pittsburgh, PA Tue Jun 10 2008, 7:05 PM EDT Att: 12,957 - Drizzle - 74 F					
34 Elijah Dukes, R OBP: 0.330, SLG: 0.329										5	1	2	0	0	1	3						
44 Lastings Milledge, R OBP: 0.319, SLG: 0.377										5	1	2	2	0	0	2						
21 Dmitri Young, S OBP: 0.360, SLG: 0.391										4	1	3	1	0	0	0						
22 Willie Harris, L OBP: 0.270, SLG: 0.299										1	1	0	0	0	1	0						
8 Aaron Boone, R OBP: 0.319, SLG: 0.444										4	0	0	0	0	2	1						
3 Jesus Flores, R OBP: 0.390, SLG: 0.557										3	1	1	1	1	1	0						
10 Ronnie Belliard, R OBP: 0.337, SLG: 0.451										4	2	3	3	0	0	0						
26 Wily Mo Peña, R OBP: 0.248, SLG: 0.259										4	0	0	0	0	0	2						
Luis Ayala, R										0	0	0	0	0	0	0						
Charlie Manning, L										0	0	0	0	0	0	0						
38 Joel Hanrahan, R										0	0	0	0	0	0	0						
Jon Rauch, R										0	0	0	0	0	0	0						
Tim Redding, R OBP: 0.167, SLG: 0.174										2	0	0	0	0	1	0						
Felipe Lopez, S OBP: 0.316, SLG: 0.311										1	0	1	0	0	0	0						
52 Saul Rivera, S										0	0	0	0	0	0	0						
Ryan Langerhans, L OBP: 0.267, SLG: 0.185										1	0	0	0	0	0	0						
Inning Stats	R: 0 E: 0 K: 1 S: 8	H: 1 LOB: 0 BB: 0 P: 10	R: 0 E: 0 K: 1 S: 7	H: 0 LOB: 0 BB: 0 P: 9	R: 0 E: 0 K: 0 S: 6	H: 0 LOB: 0 BB: 0 P: 9	R: 0 E: 0 K: 0 S: 7	H: 2 LOB: 2 BB: 0 P: 9	R: 1 E: 0 K: 1 S: 10	H: 1 LOB: 1 BB: 0 P: 13	R: 0 E: 0 K: 1 S: 8	H: 1 LOB: 1 BB: 0 P: 13	R: 3 E: 0 K: 0 S: 15	H: 5 LOB: 2 BB: 0 P: 27	R: 1 E: 0 K: 1 S: 13	H: 2 LOB: 2 BB: 1 P: 24	R: 2 E: 0 K: 1 S: 10	H: 2 LOB: 0 BB: 0 P: 15	1B: 5 2B: 4 3B: 0 HR: 5	SF: 0 SAC: 0 DP: 1 HBP: 0	WP: 0 PB: 0 SB: 1 CS: 0	PA: 40
PITCHER	IP WLS BF H R ER SO BB IBB HBP BLK WP HR S P ERA WHIP																					
28 Paul Maholm, L ERA: 4.35	(1, 1) 6.2 28 10 4 4 4 0 0 0 0 0 0 4 59 88 5.40 1.500																					
34 John Grabow, L ERA: 1.93	(7, 1) 1.0 5 1 1 1 1 1 0 0 0 0 0 0 9 17 9.00 2.000																					
52 Franquelis Osona, R ERA: 4.67	(8, 1) 0.1 2 1 0 0 0 0 0 0 0 0 0 0 6 9 0.00 3.000																					
55 Matt Capps, R ERA: 2.64	(9, 1) 1.0 L 5 2 2 2 1 0 0 0 0 0 0 1 10 15 18.00 2.000																					

Batter	1	2	3	4	5	6	7	8	9	AB	R	H	RBI	BB	SO	LOB	BOTTOM					
13 Nate McLouth, L OBP: 0.392, SLG: 0.574										4	1	1	0	1	1	0	Washington Nationals @ Pittsburgh Pirates PNC Park, Pittsburgh, PA Tue Jun 10 2008, 7:05 PM EDT Att: 12,957 - Drizzle - 74 F					
12 Freddy Sanchez, R OBP: 0.270, SLG: 0.310										5	0	1	1	0	1	1						
Jason Bay, R OBP: 0.399, SLG: 0.534										3	2	1	0	1	1	1						
41 Ryan Doumit, S OBP: 0.373, SLG: 0.605										4	3	4	3	0	0	0						
Xavier Nady, R OBP: 0.384, SLG: 0.515										3	0	1	1	1	0	1						
25 Adam LaRoche, L OBP: 0.294, SLG: 0.357										4	0	0	0	0	1	3						
19 José Bautista, R OBP: 0.305, SLG: 0.385										3	0	0	0	0	1	1						
34 John Grabow, L										0	0	0	0	0	0	0						
52 Franquelis Osona, R										0	0	0	0	0	0	0						
16 Doug Mientkiewicz, L OBP: 0.347, SLG: 0.317										0	0	0	0	0	0	0						
55 Matt Capps, R										0	0	0	0	0	0	0						
2 Jack Wilson, R OBP: 0.338, SLG: 0.350										4	0	2	0	0	1	1						
28 Paul Maholm, L OBP: 0.323, SLG: 0.192										2	0	0	0	0	0	2						
Chris Gomez, R OBP: 0.333, SLG: 0.333										2	0	0	0	0	0	0						
Inning Stats	R: 3 E: 1 K: 1 S: 16	H: 3 LOB: 1 BB: 1 P: 28	R: 0 E: 0 K: 0 S: 6	H: 1 LOB: 0 BB: 0 P: 11	R: 0 E: 0 K: 1 S: 8	H: 1 LOB: 1 BB: 0 P: 14	R: 0 E: 0 K: 0 S: 8	H: 1 LOB: 1 BB: 0 P: 9	R: 0 E: 0 K: 1 S: 9	H: 1 LOB: 0 BB: 0 P: 15	R: 1 E: 0 K: 0 S: 12	H: 1 LOB: 0 BB: 0 P: 19	R: 0 E: 0 K: 0 S: 9	H: 0 LOB: 1 BB: 1 P: 19	R: 2 E: 0 K: 2 S: 14	H: 2 LOB: 1 BB: 1 P: 25	R: 0 E: 0 K: 1 S: 8	H: 0 LOB: 0 BB: 0 P: 9	1B: 5 2B: 4 3B: 0 HR: 2	SF: 1 SAC: 0 DP: 2 HBP: 0	WP: 1 PB: 0 SB: 1 CS: 1	PA: 38
PITCHER	IP WLS BF H R ER SO BB IBB HBP BLK WP HR S P ERA WHIP																					
Tim Redding, R ERA: 4.29	(1, 1) 6.0 25 10 4 4 4 1 0 0 0 0 0 0 9 19 6.00 1.500																					
52 Saul Rivera, R ERA: 4.03	(7, 1) 1.0 4 0 0 0 0 1 0 0 0 0 0 0 9 19 0.00 1.000																					
Luis Ayala, R ERA: 5.66	(8, 1) 0.0 B 3 2 2 2 0 1 0 0 0 0 0 0 5 12 ∞ ∞																					
Charlie Manning, L ERA: 2.61	(8, 1) 0.1 1 0 0 0 1 0 0 0 0 0 0 0 4 5 0.00 0.000																					
38 Joel Hanrahan, R ERA: 4.24	(8, 1) 0.2 W 2 0 0 0 1 0 0 0 0 0 0 0 5 8 0.00 0.000																					



Batter	1	2	3	4	5	6	7	8	9	AB	R	H	RBI	BB	SO	LOB	TOP										
15 Cristian Guzman, S OBP: 0.329, SLG: 0.450	G1-3		1B		G4-3		F8		L9	5	0	1	0	0	0	3	Washington Nationals @ Pittsburgh Pirates PNC Park, Pittsburgh, PA Wed Jun 11 2008, 7:05 PM EDT Att: 15,439 - Clear - 82 F										
34 Elijah Dukes, R OBP: 0.324, SLG: 0.322	K		FC6-4 44 BB			K	1B		G5-4-3	5	0	1	1	0	2	2											
44 Lastings Milledge, R OBP: 0.321, SLG: 0.376	1B		21 G6-4-3 BB			F9	F9			3	0	1	0	1	0	2											
21 Dmitri Young, S OBP: 0.354, SLG: 0.382	K		G6-4-3			1B			G4-3	4	0	1	0	0	1	3											
3 Jesus Flores, R OBP: 0.394, SLG: 0.560	G4-3				F7					3	0	1	0	1	0	0											
10 Ronnie Belliard, R OBP: 0.345, SLG: 0.459	2B				L6		P3			3	0	1	0	1	0	2											
Felipe Lopez, S OBP: 0.315, SLG: 0.315	L3				F7					4	1	1	0	0	0	3											
22 Willie Harris, L OBP: 0.280, SLG: 0.291	BB				K					2	0	0	0	2	1	2											
31 John Lannan, L 5 Kory Castro, L 8 Aaron Boone, R 38 Joel Hanrahan, R Jesus Colome, R Ryan Langerhans, L	K				K		F4		G3	2	0	0	0	0	2	2	<div style="display: flex; justify-content: space-between;"> <div> <p>AB 32</p> <p>R 1</p> <p>H 7</p> <p>RBI 1</p> <p>BB 6</p> <p>SO 6</p> <p>LOB 21</p> </div> <div>  </div> </div>										
Inning Stats	R: 0 H: 1 E: 0 K: 2 S: 13	H: 1 LOB: 1 BB: 0 P: 19	R: 0 H: 1 E: 0 K: 1 S: 13	H: 1 LOB: 2 BB: 1 P: 21	R: 0 H: 1 E: 0 K: 0 S: 8	H: 1 LOB: 1 BB: 1 P: 13	R: 0 H: 0 E: 0 K: 0 S: 5	H: 0 LOB: 0 BB: 0 P: 8	R: 0 H: 0 E: 0 K: 2 S: 10	H: 2 LOB: 2 BB: 0 P: 15	R: 1 H: 2 E: 0 K: 0 S: 12	H: 2 LOB: 2 BB: 1 P: 18	R: 0 H: 0 E: 0 K: 0 S: 8	H: 0 LOB: 0 BB: 1 P: 16	R: 0 H: 0 E: 0 K: 0 S: 7	H: 0 LOB: 1 BB: 1 P: 11		1B: 4 2B: 3 3B: 0 HR: 0	SF: 0 SAC: 0 DP: 2 HBP: 0	WP: 0 PB: 0 SB: 0 CS: 0	PA: 38						
PITCHER	IP	WLS	BF	H	R	ER	SO	BB	IBB	HBP	BLK	WP	HR	S	P	ERA	WHIP										
45 Ian Snell, R ERA: 5.33	6.0	W	26	6	1	1	6	3	0	0	0	0	0	65	101	1.50	1.500										
Damaso Marte, L ERA: 3.52	1.0	H	4	1	0	0	0	0	0	0	0	0	0	7	9	0.00	1.000										
30 Tyler Yates, R ERA: 3.52	1.0	H	5	0	0	0	0	2	0	0	0	0	0	8	16	0.00	2.000										
55 Matt Capps, R ERA: 2.96	1.0	S	3	0	0	0	0	1	0	0	0	0	0	7	11	0.00	1.000										

Batter	1	2	3	4	5	6	7	8	9	AB	R	H	RBI	BB	SO	LOB	BOTTOM										
13 Nate McLouth, L OBP: 0.389, SLG: 0.571	2B				K		K		L9	5	1	1	0	0	2	4	Washington Nationals @ Pittsburgh Pirates PNC Park, Pittsburgh, PA Wed Jun 11 2008, 7:05 PM EDT Att: 15,439 - Clear - 82 F										
12 Freddy Sanchez, R OBP: 0.272, SLG: 0.312	2B		G4-6-3			G6-3		P5	5	1	2	0	0	0	4												
Jason Bay, R OBP: 0.401, SLG: 0.536	2B		G6-3		F8		1B			3	0	1	1	1	0	0											
41 Ryan Doumit, S OBP: 0.385, SLG: 0.634	G5-3		1B		HR		1B			4	1	3	1	0	0	2											
Xavier Nady, R OBP: 0.382, SLG: 0.511	G5-3		F9		K		1B			4	0	1	1	0	1	3											
25 Adam LaRoche, L OBP: 0.290, SLG: 0.351	K		G1-3		F8		K			4	0	0	0	0	2	7											
19 José Bautista, R OBP: 0.317, SLG: 0.376	G6-3				G5-3		K			4	0	0	0	0	1	3											
2 Jack Wilson, R OBP: 0.333, SLG: 0.344	1B		13 E 45 SH		L5		G6-3		F9	4	0	1	0	0	0	0											
45 Ian Snell, R OBP: 0.192, SLG: 0.200	SH					G6-3				2	0	1	0	0	0	0	<div style="display: flex; justify-content: space-between;"> <div> <p>AB 35</p> <p>R 3</p> <p>H 10</p> <p>RBI 3</p> <p>BB 2</p> <p>SO 6</p> <p>LOB 23</p> </div> <div>  </div> </div>										
Damaso Marte, L ERA: 3.43	1.0	L	27	7	2	2	3	0	0	0	0	0	0	0	0	0											
30 Tyler Yates, R ERA: 4.35	1.0		7	3	1	1	3	1	0	0	0	0	0	0	0	0											
16 Doug Mientkiewicz, L OBP: 0.352, SLG: 0.317	1.0		4	0	0	0	0	1	0	0	0	0	0	0	0	0											
55 Matt Capps, R ERA: 4.99	1.0		4	0	0	0	0	1	0	0	0	0	0	0	0	0											
Inning Stats	R: 1 H: 3 E: 0 K: 1 S: 13	H: 3 LOB: 2 BB: 0 P: 20	R: 0 H: 1 E: 0 K: 0 S: 13	H: 1 LOB: 2 BB: 0 P: 21	R: 0 H: 1 E: 0 K: 0 S: 9	H: 1 LOB: 1 BB: 0 P: 15	R: 0 H: 1 E: 0 K: 1 S: 8	H: 1 LOB: 1 BB: 0 P: 11	R: 1 H: 3 E: 0 K: 3 S: 12	H: 3 LOB: 3 BB: 1 P: 17	R: 0 H: 0 E: 0 K: 0 S: 6	H: 0 LOB: 0 BB: 0 P: 9	R: 1 H: 3 E: 0 K: 3 S: 18	H: 3 LOB: 3 BB: 1 P: 30	R: 0 H: 0 E: 0 K: 0 S: 15	H: 0 LOB: 1 BB: 1 P: 28	1B: 7 2B: 2 3B: 0 HR: 1	SF: 0 SAC: 1 DP: 1 HBP: 0	WP: 1 PB: 0 SB: 0 CS: 0	PA: 38							
PITCHER	IP	WLS	BF	H	R	ER	SO	BB	IBB	HBP	BLK	WP	HR	S	P	ERA	WHIP										
31 John Lannan, L ERA: 3.43	6.0	L	27	7	2	2	3	0	0	0	0	0	0	61	93	3.00	1.167										
38 Joel Hanrahan, R ERA: 4.35	1.0		7	3	1	1	3	1	0	0	0	0	0	18	30	9.00	4.000										
Jesus Colome, R ERA: 4.99	1.0		4	0	0	0	0	1	0	0	0	0	0	15	28	0.00	1.000										

Batter	1	2	3	4	5	6	7	8	9	AB	R	H	RBI	BB	SO	LOB	TOP	
15 Cristian Guzman, S (1.6) OBP: 0.333, SLG: 0.453										5	1	3	3	0	0	0	Washington Nationals @ Pittsburgh Pirates PNC Park, Pittsburgh, PA Thu Jun 12, 2008, 12:35 PM EDT Att: 16,306 - Sunny - 85 F	
34 Elijah Dukes, R (1.9) OBP: 0.336, SLG: 0.352										4	0	2	2	1	1	2		
44 Lastings Milledge, R (1.8) OBP: 0.319, SLG: 0.370										4	0	0	0	1	2	4		
8 Aaron Boone, R (1.3) OBP: 0.327, SLG: 0.438 Charlie Manning, L (6.1) 52 Saul Rivera, S (6.1) 5 Kory Casto, L (7.7) Luis Ayala, R (7.1) 3 Jesus Flores, R (8.2)										3	0	1	0	0	1	2		
10 Ronnie Belliard, R (1.5) OBP: 0.337, SLG: 0.436										4	0	0	0	1	1	2		
26 Willy Mo Peña, R (1.7) OBP: 0.247, SLG: 0.264										5	1	1	0	0	1	1		
Felipe Lopez, S (1.4) OBP: 0.314, SLG: 0.313										4	0	1	0	0	0	1		
23 Wil Nieves, R (1.2) OBP: 0.338, SLG: 0.373 Ryan Langerhans, L (8.7) Jon Rauch, R (8.1)										2	1	1	0	1	1	0		
57 Jason Bergmann, R (1.1) 22 Brian Sanches, R (5.1) 21 Dmitri Young, S (6.7) 22 Willie Harris, L (8.9)										2	0	0	0	0	2	2		
Inning Stats	R: 0 H: 1 E: 0 K: 1 S: 21	H: 0 LOB: 0 BB: 0 P: 14	R: 1 H: 2 E: 0 K: 1 S: 11	H: 2 LOB: 1 BB: 0 P: 14	R: 0 H: 2 E: 0 K: 1 S: 13	H: 2 LOB: 2 BB: 0 P: 20	R: 0 H: 0 E: 0 K: 0 S: 7	H: 3 LOB: 1 BB: 1 P: 13	R: 0 H: 0 E: 0 K: 1 S: 8	H: 3 LOB: 2 BB: 0 P: 21	R: 1 H: 3 E: 0 K: 2 S: 16	H: 3 LOB: 2 BB: 0 P: 23	R: 0 H: 0 E: 0 K: 1 S: 10	H: 0 LOB: 0 BB: 0 P: 15	1B: 8 2B: 2 3B: 1 HR: 0	SF: 0 SAC: 0 DP: 0 HBP: 0		WP: 0 PB: 0 SB: 1 CS: 0
PITCHER	IP WLS BF H R ER SO BB IBB HBP BLK WP HR S P ERA WHIP																	
24 Tom Gorzelanny, L (1.1) ERA: 6.65	5.2 W 26 6 3 3 6 3 0 0 0 0 0 0 65 107 4.76 1.588																	
17 Sean Burnett, L (6.1) ERA: 7.3	0.1 1 0 0 0 1 0 0 0 0 0 0 0 5 9 27.00 9.000																	
52 Franquelis Osona, R (7.1) ERA: 4.7	1.2 H 9 3 1 1 2 1 0 0 0 0 0 0 18 30 5.40 2.400																	
30 Tyler Yates, R (8.1) ERA: 3.48	0.1 H 1 0 0 0 1 0 0 0 0 0 0 0 6 7 0.00 0.000																	
Damaso Marte, L (9.1) ERA: 3.98	1.0 S 3 0 0 0 1 0 0 0 0 0 0 0 10 15 0.00 0.000																	

Batter	1	2	3	4	5	6	7	8	9	AB	R	H	RBI	BB	SO	LOB	BOTTOM	
13 Nate McLouth, L (1.8) OBP: 0.393, SLG: 0.576										3	1	2	1	1	0	0	Washington Nationals @ Pittsburgh Pirates PNC Park, Pittsburgh, PA Thu Jun 12, 2008, 12:35 PM EDT Att: 16,306 - Sunny - 85 F	
12 Freddy Sanchez, R (1.4) OBP: 0.268, SLG: 0.306										5	1	0	0	0	9			
Jason Bay, R (1.7) OBP: 0.394, SLG: 0.527										4	0	0	1	0	2	3		
41 Ryan Doumit, S (1.2) OBP: 0.396, SLG: 0.659										3	1	2	3	1	0	0		
Xavier Nady, R (1.9) OBP: 0.376, SLG: 0.502										4	0	0	0	0	2	2		
16 Doug Mientkiewicz, L (1.3) OBP: 0.343, SLG: 0.527										3	1	2	0	1	0	1		
Chris Gomez, R (1.5) OBP: 0.343, SLG: 0.354										3	2	2	0	0	0	1		
2 Jack Wilson, R (1.6) OBP: 0.333, SLG: 0.343										3	0	1	0	0	1	2		
24 Tom Gorzelanny, R (1.1) OBP: 0.268, SLG: 0.167 17 Sean Burnett, L (6.1) 19 José Bautista, R (6.7) 52 Franquelis Osona, R (7.1) 30 Tyler Yates, R (8.1) Jason Michaels, R (8.7) Damaso Marte, L (9.1)										1	1	1	1	1	0	0		
Inning Stats	R: 2 H: 1 E: 1 K: 1 S: 17	H: 3 LOB: 1 BB: 1 P: 22	R: 0 H: 0 E: 0 K: 1 S: 7	H: 0 LOB: 0 BB: 0 P: 12	R: 0 H: 1 E: 0 K: 0 S: 7	H: 1 LOB: 0 BB: 0 P: 10	R: 2 H: 3 E: 0 K: 1 S: 15	H: 3 LOB: 1 BB: 2 P: 22	R: 0 H: 0 E: 0 K: 1 S: 9	H: 1 LOB: 3 BB: 2 P: 21	R: 0 H: 0 E: 0 K: 1 S: 11	H: 2 LOB: 2 BB: 1 P: 23	R: 1 H: 2 E: 0 K: 0 S: 12	H: 2 LOB: 1 BB: 1 P: 23	1B: 7 2B: 3 3B: 0 HR: 1	SF: 2 SAC: 2 DP: 2 HBP: 0		WP: 0 PB: 0 SB: 0 CS: 0
PITCHER	IP WLS BF H R ER SO BB IBB HBP BLK WP HR S P ERA WHIP																	
57 Jason Bergmann, R (1.1) ERA: 5.48	4.2 L 22 8 6 4 2 1 0 0 0 0 0 0 3 3 0.00 0.000																	
22 Brian Sanches, R (5.1) ERA: 4.5	0.1 1 0 0 0 1 0 0 0 0 0 0 0 3 3 0.00 0.000																	
Charlie Manning, L (6.1) ERA: 2.45	0.2 5 1 0 0 1 1 1 0 0 0 0 0 8 19 0.00 3.000																	
52 Saul Rivera, R (6.1) ERA: 3.99	0.1 1 0 0 0 0 0 0 0 0 0 0 0 1 2 0.00 0.000																	
Luis Ayala, R (7.1) ERA: 5.5	1.0 4 0 0 0 1 1 0 0 0 0 0 0 11 20 0.00 1.000																	
Jon Rauch, R (8.1) ERA: 2.76	1.0 6 2 1 1 0 0 0 0 0 0 0 0 10 15 0.00 0.000																	

Batter	1	2	3	4	5	6	7	8	9	AB	R	H	RBI	BB	SO	LOB	TOP										
15 Cristian Guzman, S OBP: 0.331, SLG: 0.449	G5-3	F4	F8					G5-3		5	0	1	0	0	0	4	Washington Nationals @ Seattle Mariners Safeco Field, Seattle, WA Fri Jun 13 2008, 7:10 PM PDT Att: 37,304 - Partly Cloudy - 60 F										
34 Elijah Dukes, R OBP: 0.330, SLG: 0.344	G5-3	21 BB 3 2B 1-2 2-3 1B	F9					F9		5	1	1	1	0	1	2											
44 Lastings Milledge, R OBP: 0.320, SLG: 0.371	21 BB 1B	K						K		5	1	2	0	0	2	3											
21 Dmitri Young, S OBP: 0.372, SLG: 0.384	10 FC5 3 1B	3 2B 10 1B BB						K		4	1	1	2	1	3	2											
Ryan Langerhans, L OBP: 0.313, SLG: 0.214	10 FC5 1B	3 2B 10 1B BB						K		0	0	0	0	0	0	0											
3 Jesus Flores, R OBP: 0.391, SLG: 0.557	10 FC5 1B	10 1B 2B						L4		5	1	2	2	0	1	2											
10 Ronnie Belliard, R OBP: 0.351, SLG: 0.432	FC5	10 1B 2B						K		3	0	1	2	2	1	2											
Felipe Lopez, S OBP: 0.313, SLG: 0.312		G4-3						K		4	1	1	0	0	0	3											
26 Wily Mo Peña, R OBP: 0.247, SLG: 0.264		34 1B 21 BB 1B	F8					K		4	1	1	0	0	1	2											
22 Willie Harris, L OBP: 0.289, SLG: 0.284		21 BB 3 2B 34 1B BB						G5-3		2	1	0	0	2	0	2											
Inning Stats	R: 1 H: 3 E: 0 K: 0 S: 15	WLS: 2 BF: 23	H: 8 R: 7 ER: 7 SO: 1	R: 6 H: 5 E: 0 K: 1 S: 19	H: 5 R: 0 ER: 0 SO: 1	LOB: 1 BB: 2 P: 30	R: 0 H: 0 E: 0 K: 1 S: 6	H: 0 R: 0 ER: 0 SO: 1	R: 0 H: 0 E: 0 K: 1 S: 13	H: 2 R: 0 ER: 0 SO: 1	R: 0 H: 0 E: 0 K: 1 S: 16	H: 0 R: 0 ER: 0 SO: 1	R: 0 H: 0 E: 0 K: 1 S: 10	H: 0 R: 0 ER: 0 SO: 1	R: 0 H: 0 E: 0 K: 2 S: 10	LOB: 0 BB: 0 P: 16	1B: 9 2B: 1 3B: 0 HR: 0	SF: 0 SAC: 0 DP: 0 HBP: 0	WP: 1 PB: 0 SB: 2 CS: 0	PA: 42							
PITCHER	IP	WLS	BF	H	R	ER	SO	BB	IBB	HBP	BLK	WP	HR	S	P	ERA	WHIP										
R.A. Dickey, R ERA: 4.71	1.2	L	15	8	7	7	1	2	0	0	0	0	0	33	52	37.80	6.000										
18 Ryan Rowland-Smith, L ERA: 2.08	3.1		12	0	0	0	1	2	0	0	0	0	0	25	44	0.00	0.600										
Sean Green, R ERA: 3.19	2.0		6	2	0	0	4	1	0	0	0	1	0	23	40	0.00	1.500										
57 Mark Lowe, R ERA: 4.56	2.0		6	0	0	0	3	0	0	0	0	0	0	20	31	0.00	0.000										

Batter	1	2	3	4	5	6	7	8	9	AB	R	H	RBI	BB	SO	LOB	BOTTOM										
51 Ichiro Suzuki, L OBP: 0.359, SLG: 0.384	G4-3		4 1B	L7		G1-3		G4-3		5	2	3	0	0	0	1	Washington Nationals @ Seattle Mariners Safeco Field, Seattle, WA Fri Jun 13 2008, 7:10 PM PDT Att: 37,304 - Partly Cloudy - 60 F										
4 Jose Lopez, R OBP: 0.311, SLG: 0.419	G3-1	G4-3	1B	1B	29 1B	G4-3		SF7		3	1	2	1	1	0	0											
Jose Vidro, S OBP: 0.288, SLG: 0.325	G4-3		28 1B	F9		G4-3		F9		5	0	1	1	0	0	5											
Raul Ibanez, L OBP: 0.330, SLG: 0.431	G3-1		29 1B	E5 29 2B 2 2B		G3		K		5	1	1	1	0	1	1											
29 Adrián Beltré, R OBP: 0.303, SLG: 0.423	L7		2 2B	G4-3		G4-3		F7		5	1	2	1	0	0	1											
Richie Sexson, R OBP: 0.297, SLG: 0.392			2 2B	L1		L1		1B		4	0	1	0	1	2	5											
16 Willie Bloomquist, R OBP: 0.291, SLG: 0.152										0	0	0	0	0	0	0											
2 Kenji Johjima, R OBP: 0.271, SLG: 0.309			50 1B	G4-6-3		L1		K		5	0	2	2	0	1	5											
50 Wladimir Balentien, R OBP: 0.265, SLG: 0.350			7 1B	G6-4-3		G5-3		P4		4	0	1	0	0	1	1											
7 Yuniesky Betancourt, R OBP: 0.297, SLG: 0.421			4 1B	G6-4-3		G5-3		51 1B 4 SF7 2B		4	1	2	0	0	0	3											
Inning Stats	R: 1 H: 1 E: 0 K: 0 S: 13	WLS: 1 BF: 24	H: 2 R: 5 ER: 4 SO: 3	R: 0 H: 2 E: 0 K: 1 S: 12	H: 2 R: 0 ER: 0 SO: 1	LOB: 1 BB: 0 P: 18	R: 2 H: 5 E: 0 K: 1 S: 18	H: 5 R: 0 ER: 0 SO: 1	R: 2 H: 2 E: 0 K: 0 S: 13	H: 2 R: 0 ER: 0 SO: 1	R: 0 H: 0 E: 0 K: 0 S: 9	H: 0 R: 0 ER: 0 SO: 1	R: 0 H: 0 E: 0 K: 1 S: 8	H: 0 R: 0 ER: 0 SO: 1	R: 1 H: 2 E: 0 K: 0 S: 15	LOB: 1 BB: 0 P: 24	1B: 11 2B: 4 3B: 0 HR: 0	SF: 1 SAC: 0 DP: 2 HBP: 0	WP: 0 PB: 0 SB: 1 CS: 0	PA: 43							
PITCHER	IP	WLS	BF	H	R	ER	SO	BB	IBB	HBP	BLK	WP	HR	S	P	ERA	WHIP										
41 Shawn Hill, R ERA: 4.81	5.0	W	27	12	5	4	3	1	0	0	0	0	0	68	110	7.20	2.600										
52 Saul Rivera, R ERA: 3.79	2.0	H	7	0	0	0	1	1	0	0	0	0	0	17	32	0.00	0.500										
3B Joel Hanrahan, R ERA: 4.46	1.0	H	5	2	1	1	0	0	0	0	0	0	0	15	24	9.00	2.000										
Jon Rauch, R ERA: 2.67	1.0	S	4	1	0	0	1	0	0	0	0	0	0	20	25	0.00	1.000										



Batter	1	2	3	4	5	6	7	8	9	AB	R	H	RBI	BB	SO	LOB	TOP										
15 Cristian Guzman, S (1, 6) OBP: 0.329, SLG: 0.444										4	0	1	1	0	0	1	Washington Nationals @ Minnesota Twins Hubert H. Humphrey Metrodome, Minneapolis, MN Tue Jun 17 2008, 8:10 PM EDT Att: 20,920 - Dome - 70 F livebaseballscorecards.com										
34 Elijah Dukes, R (1, 9) OBP: 0.349, SLG: 0.340										4	0	0	0	0	2	2											
44 Lastings Milledge, R (1, 8) OBP: 0.322, SLG: 0.375										4	0	1	0	0	0	1											
21 Dmitri Young, S (1, 3)										3	0	0	0	0	0	1											
3 Jesus Flores, R (1, 2) OBP: 0.382, SLG: 0.550										3	0	1	0	0	0	0											
10 Ronnie Belliard, R (1, 5) OBP: 0.336, SLG: 0.436										3	0	0	0	0	0	1											
Felipe Lopez, S (1, 4) OBP: 0.323, SLG: 0.326										3	0	1	0	0	1	0											
Paul Lo Duca, R (1, 10) OBP: 0.300, SLG: 0.283										3	1	1	0	0	0	1											
5 Kory Casto, L (1, 7) OBP: 0.371, SLG: 0.379										2	0	0	0	1	0	1											
Ryan Langerhans, L (9, PR) OBP: 0.313, SLG: 0.214										0	0	0	0	0	0	0											
Inning Stats	R: 0 E: 0 K: 0 S: 6	H: 0 LOB: 0 BB: 0 P: 10	R: 0 E: 0 K: 0 S: 9	H: 1 LOB: 0 BB: 0 P: 13	R: 1 E: 0 K: 1 S: 11	H: 2 LOB: 1 BB: 0 P: 19	R: 0 E: 0 K: 0 S: 9	H: 1 LOB: 0 BB: 0 P: 12	R: 0 E: 0 K: 0 S: 4	H: 0 LOB: 0 BB: 0 P: 5	R: 0 E: 0 K: 0 S: 6	H: 0 LOB: 0 BB: 0 P: 10	R: 0 E: 0 K: 0 S: 5	H: 0 LOB: 0 BB: 0 P: 8	R: 0 E: 0 K: 1 S: 10	H: 0 LOB: 0 BB: 0 P: 12	R: 0 E: 0 K: 1 S: 11	H: 0 LOB: 1 BB: 1 P: 16	1B: 4 2B: 1 3B: 0 HR: 0	SF: 0 SAC: 0 DP: 3 HBP: 0	WP: 0 PB: 0 CS: 0	PA: 30					
PITCHER	IP	WLS	BF	H	R	ER	SO	BB	IBB	HBP	BLK	WP	HR	S	P	ERA	WHIP										
Livan Hernandez, R (1, 1) ERA: 5.51	7.0	W	23	5	1	1	1	0	0	0	0	0	0	50	77	1.29	0.714										
54 Matt Guerrier, R (8, 1) ERA: 3.2	1.0	H	3	0	0	0	1	0	0	0	0	0	0	10	12	0.00	0.000										
36 Joe Nathan, R (9, 1) ERA: 1.57	1.0	S	4	0	0	0	1	1	0	0	0	0	0	11	16	0.00	1.000										

Batter	1	2	3	4	5	6	7	8	9	AB	R	H	RBI	BB	SO	LOB	BOTTOM										
22 Carlos Gómez, R (1, 8) OBP: 0.303, SLG: 0.382										4	0	0	0	0	1	1	Washington Nationals @ Minnesota Twins Hubert H. Humphrey Metrodome, Minneapolis, MN Tue Jun 17 2008, 8:10 PM EDT Att: 20,920 - Dome - 70 F livebaseballscorecards.com										
25 Alexi Casilla, S (1, 4) OBP: 0.355, SLG: 0.441										4	0	0	0	0	0	0											
7 Joe Mauer, L (1, 2) OBP: 0.414, SLG: 0.439										3	1	2	0	1	0	0											
33 Justin Morneau, L (1, 3) OBP: 0.368, SLG: 0.495										4	1	1	2	0	0	3											
5 Michael Cuddyer, R (1, 9) OBP: 0.311, SLG: 0.364										2	0	1	0	1	0	0											
Craig Monroe, R (1, 10) OBP: 0.284, SLG: 0.392										3	0	0	0	0	1	3											
21 Delmon Young, R (1, 7) OBP: 0.321, SLG: 0.364										3	0	0	0	0	1	0											
23 Brendan Harris, R (1, 6) OBP: 0.294, SLG: 0.299										3	0	0	0	0	0	0											
18 Matt Macri, R (1, 5) OBP: 0.387, SLG: 0.483										3	0	1	0	0	0	0											
Inning Stats	R: 0 E: 1 K: 0 S: 9	H: 0 LOB: 1 BB: 1 P: 15	R: 0 E: 0 K: 0 S: 6	H: 0 LOB: 0 BB: 0 P: 10	R: 0 E: 0 K: 1 S: 10	H: 0 LOB: 0 BB: 0 P: 14	R: 0 E: 0 K: 1 S: 14	H: 1 LOB: 2 BB: 1 P: 27	R: 0 E: 0 K: 0 S: 6	H: 0 LOB: 0 BB: 0 P: 7	R: 2 E: 0 K: 0 S: 12	H: 3 LOB: 1 BB: 0 P: 16	R: 0 E: 0 K: 1 S: 10	H: 1 LOB: 1 BB: 0 P: 15	R: 0 E: 0 K: 0 S: 6	H: 0 LOB: 0 BB: 0 P: 10		1B: 3 2B: 1 3B: 0 HR: 1	SF: 0 SAC: 0 DP: 1 HBP: 0	WP: 0 PB: 0 CS: 0	PA: 31						
PITCHER	IP	WLS	BF	H	R	ER	SO	BB	IBB	HBP	BLK	WP	HR	S	P	ERA	WHIP										
31 John Lannan, L (1, 1) ERA: 3.36	7.0	L	28	5	2	2	3	2	0	0	0	0	0	104	104	2.57	1.000										
Charlie Manning, L (8, 1) ERA: 2.25	1.0		3	0	0	0	0	0	0	0	0	0	0	6	10	0.00	0.000										

Batter	1	2	3	4	5	6	7	8	9	AB	R	H	RBI	BB	SO	LOB	TOP							
15 Cristian Guzman, S OBP: 0.336, SLG: 0.448										4	1	3	0	0	0	0	Washington Nationals @ Minnesota Twins Hubert H. Humphrey Metrodome, Minneapolis, MN Wed Jun 18 2008, 8:10 PM EDT Att: 23,841 - Dome - 70 F							
34 Elijah Dukes, R OBP: 0.358, SLG: 0.351										5	0	3	0	0	1	3								
44 Lastings Milledge, R OBP: 0.320, SLG: 0.369										4	0	0	1	0	1	5								
21 Dmitri Young, S OBP: 0.379, SLG: 0.372										3	0	1	0	2	1	4								
3 Jesus Flores, R OBP: 0.367, SLG: 0.526										5	0	0	0	0	1	9								
8 Aaron Boone, R OBP: 0.325, SLG: 0.453										4	0	2	0	0	0	1								
Felipe Lopez, S OBP: 0.326, SLG: 0.342										4	1	2	1	0	1	2								
Paul Lo Duca, R OBP: 0.281, SLG: 0.263										4	0	0	0	0	1	4								
5 Kory Casto, L OBP: 0.359, SLG: 0.344										3	0	0	0	1	1									
Inning Stats	R: 0 E: 0 K: 0 S: 6	H: 1 LOB: 2 BB: 0 P: 9	R: 0 E: 0 K: 1 S: 12	H: 0 LOB: 0 BB: 0 P: 17	R: 0 E: 0 K: 1 S: 11	H: 1 LOB: 0 BB: 0 P: 15	R: 0 E: 0 K: 0 S: 7	H: 1 LOB: 1 BB: 0 P: 10	R: 1 E: 0 K: 1 S: 9	H: 3 LOB: 2 BB: 0 P: 15	R: 0 E: 0 K: 1 S: 10	H: 1 LOB: 2 BB: 1 P: 17	R: 0 E: 0 K: 2 S: 16	H: 0 LOB: 3 BB: 2 P: 31	R: 0 E: 0 K: 0 S: 11	H: 2 LOB: 1 BB: 0 P: 13	R: 1 E: 1 K: 1 S: 8	H: 2 LOB: 1 BB: 0 P: 11	1B: 10 2B: 0 3B: 0 HR: 1	SF: 0 SAC: 0 DP: 2 HBP: 2	WP: 0 PB: 0 CS: 0	PA: 42		
PITCHER	IP WLS BF H R ER SO BB IBB HBP BLK WP HR S P ERA WHIP	IP WLS BF H R ER SO BB IBB HBP BLK WP HR S P ERA WHIP	IP WLS BF H R ER SO BB IBB HBP BLK WP HR S P ERA WHIP	IP WLS BF H R ER SO BB IBB HBP BLK WP HR S P ERA WHIP	IP WLS BF H R ER SO BB IBB HBP BLK WP HR S P ERA WHIP	IP WLS BF H R ER SO BB IBB HBP BLK WP HR S P ERA WHIP	IP WLS BF H R ER SO BB IBB HBP BLK WP HR S P ERA WHIP	IP WLS BF H R ER SO BB IBB HBP BLK WP HR S P ERA WHIP	IP WLS BF H R ER SO BB IBB HBP BLK WP HR S P ERA WHIP	IP WLS BF H R ER SO BB IBB HBP BLK WP HR S P ERA WHIP	IP WLS BF H R ER SO BB IBB HBP BLK WP HR S P ERA WHIP	IP WLS BF H R ER SO BB IBB HBP BLK WP HR S P ERA WHIP	IP WLS BF H R ER SO BB IBB HBP BLK WP HR S P ERA WHIP	IP WLS BF H R ER SO BB IBB HBP BLK WP HR S P ERA WHIP	IP WLS BF H R ER SO BB IBB HBP BLK WP HR S P ERA WHIP	IP WLS BF H R ER SO BB IBB HBP BLK WP HR S P ERA WHIP	IP WLS BF H R ER SO BB IBB HBP BLK WP HR S P ERA WHIP	IP WLS BF H R ER SO BB IBB HBP BLK WP HR S P ERA WHIP	IP WLS BF H R ER SO BB IBB HBP BLK WP HR S P ERA WHIP	IP WLS BF H R ER SO BB IBB HBP BLK WP HR S P ERA WHIP	IP WLS BF H R ER SO BB IBB HBP BLK WP HR S P ERA WHIP	IP WLS BF H R ER SO BB IBB HBP BLK WP HR S P ERA WHIP	IP WLS BF H R ER SO BB IBB HBP BLK WP HR S P ERA WHIP	IP WLS BF H R ER SO BB IBB HBP BLK WP HR S P ERA WHIP

AB	36
R	2
H	11
RBI	2
BB	3
SO	7
LOB	29



Batter	1	2	3	4	5	6	7	8	9	AB	R	H	RBI	BB	SO	LOB	BOTTOM							
22 Carlos Gómez, R OBP: 0.308, SLG: 0.386										5	2	3	1	0	2	2	Washington Nationals @ Minnesota Twins Hubert H. Humphrey Metrodome, Minneapolis, MN Wed Jun 18 2008, 8:10 PM EDT Att: 23,841 - Dome - 70 F							
25 Alexi Casilla, S OBP: 0.352, SLG: 0.430										3	1	0	0	1	0	2								
7 Joe Mauer, L OBP: 0.417, SLG: 0.440										4	1	2	0	1	0	3								
33 Justin Morneau, L OBP: 0.369, SLG: 0.495										4	1	2	3	0	0	1								
18 Matt Macri, R OBP: 0.397, SLG: 0.483										0	0	0	0	0	0	0								
5 Michael Cuddyer, R OBP: 0.313, SLG: 0.359										3	1	0	0	2	0	2								
16 Jason Kubel, L OBP: 0.312, SLG: 0.446										3	2	1	1	1	0	0								
21 Delmon Young, R OBP: 0.326, SLG: 0.368										3	1	1	2	2	0	1								
32 Brian Buscher, L OBP: 0.348, SLG: 0.381										5	1	2	2	0	1	4								
23 Brendan Harris, R OBP: 0.296, SLG: 0.314										5	1	2	1	0	1	3								
Inning Stats	R: 1 E: 1 K: 0 S: 17	H: 1 LOB: 1 BB: 1 P: 26	R: 2 E: 1 K: 1 S: 12	H: 3 LOB: 2 BB: 1 P: 23	R: 0 E: 0 K: 0 S: 7	H: 0 LOB: 0 BB: 0 P: 12	R: 0 E: 0 K: 1 S: 9	H: 0 LOB: 1 BB: 0 P: 14	R: 0 E: 0 K: 0 S: 7	H: 1 LOB: 1 BB: 0 P: 14	R: 0 E: 0 K: 0 S: 9	H: 0 LOB: 1 BB: 1 P: 17	R: 2 E: 0 K: 1 S: 12	H: 3 LOB: 3 BB: 2 P: 28	R: 6 E: 0 K: 1 S: 19	H: 5 LOB: 1 BB: 2 P: 31	R: 1 E: 1 K: 1 S: 8	H: 2 LOB: 1 BB: 0 P: 11	1B: 10 2B: 2 3B: 1 HR: 0	SF: 2 SAC: 1 DP: 0 HBP: 0	WP: 1 PB: 0 CS: 0	PA: 45		
PITCHER	IP WLS BF H R ER SO BB IBB HBP BLK WP HR S P ERA WHIP	IP WLS BF H R ER SO BB IBB HBP BLK WP HR S P ERA WHIP	IP WLS BF H R ER SO BB IBB HBP BLK WP HR S P ERA WHIP	IP WLS BF H R ER SO BB IBB HBP BLK WP HR S P ERA WHIP	IP WLS BF H R ER SO BB IBB HBP BLK WP HR S P ERA WHIP	IP WLS BF H R ER SO BB IBB HBP BLK WP HR S P ERA WHIP	IP WLS BF H R ER SO BB IBB HBP BLK WP HR S P ERA WHIP	IP WLS BF H R ER SO BB IBB HBP BLK WP HR S P ERA WHIP	IP WLS BF H R ER SO BB IBB HBP BLK WP HR S P ERA WHIP	IP WLS BF H R ER SO BB IBB HBP BLK WP HR S P ERA WHIP	IP WLS BF H R ER SO BB IBB HBP BLK WP HR S P ERA WHIP	IP WLS BF H R ER SO BB IBB HBP BLK WP HR S P ERA WHIP	IP WLS BF H R ER SO BB IBB HBP BLK WP HR S P ERA WHIP	IP WLS BF H R ER SO BB IBB HBP BLK WP HR S P ERA WHIP	IP WLS BF H R ER SO BB IBB HBP BLK WP HR S P ERA WHIP	IP WLS BF H R ER SO BB IBB HBP BLK WP HR S P ERA WHIP	IP WLS BF H R ER SO BB IBB HBP BLK WP HR S P ERA WHIP	IP WLS BF H R ER SO BB IBB HBP BLK WP HR S P ERA WHIP	IP WLS BF H R ER SO BB IBB HBP BLK WP HR S P ERA WHIP	IP WLS BF H R ER SO BB IBB HBP BLK WP HR S P ERA WHIP	IP WLS BF H R ER SO BB IBB HBP BLK WP HR S P ERA WHIP	IP WLS BF H R ER SO BB IBB HBP BLK WP HR S P ERA WHIP	IP WLS BF H R ER SO BB IBB HBP BLK WP HR S P ERA WHIP	IP WLS BF H R ER SO BB IBB HBP BLK WP HR S P ERA WHIP

AB	35
R	11
H	13
RBI	10
BB	7
SO	4
LOB	18



Batter	1	2	3	4	5	6	7	8	9	10	11	12	13	14	AB	R	H	RBI	BB	SO	LOB	TOP			
5 Ian Kinsler, R OBP: 0.359, SLG: 0.489															5	0	1	3	0	1	0				
Frank Catalanotto, L OBP: 0.354, SLG: 0.404															6	0	2	0	0	0	2				
10 Michael Young, R OBP: 0.331, SLG: 0.399															6	0	0	0	0	0	3				
32 Josh Hamilton, L OBP: 0.361, SLG: 0.586															6	0	0	0	0	3	2				
22 Marlon Byrd, R OBP: 0.345, SLG: 0.413															6	0	1	0	0	2	2				
7 David Murphy, L OBP: 0.307, SLG: 0.452															6	0	0	0	0	0	1				
15 Gerald Laird, R OBP: 0.380, SLG: 0.447															2	1	2	0	0	0	0				
21 Jarrod Saltalamacchia, (S,PR) OBP: 0.342, SLG: 0.354															4	1	0	0	1	0	1				
33 Kevin Millwood, R 50 Frank Francisco, R Milton Bradley, S 59 Josh Rupe, R 41 Brandon Boggs, S 53 Joaquin Benoit, R Jamey Wright, R															2	1	0	0	1	1	1				
Inning Stats	R: 0 E: 0 K: 2 S: 11	H: 1 LOB: 1 BB: 0 P: 17	R: 3 E: 0 K: 0 S: 17	H: 3 LOB: 1 BB: 2 P: 33	R: 0 E: 0 K: 1 S: 9	H: 0 LOB: 0 BB: 0 P: 17	R: 0 E: 0 K: 0 S: 5	H: 0 LOB: 0 BB: 0 P: 6	R: 0 E: 0 K: 0 S: 5	H: 0 LOB: 0 BB: 0 P: 12	R: 0 E: 0 K: 0 S: 7	H: 0 LOB: 0 BB: 0 P: 10	R: 0 E: 1 K: 0 S: 8	H: 1 LOB: 2 BB: 0 P: 16	R: 0 E: 0 K: 1 S: 10	H: 0 LOB: 0 BB: 0 P: 15	R: 0 E: 0 K: 0 S: 10	H: 0 LOB: 1 BB: 1 P: 19	R: 0 E: 0 K: 2 S: 9	H: 0 LOB: 0 BB: 0 P: 13	1B: 4 2B: 2 3B: 0 HR: 0	SF: 0 SAC: 1 DP: 0 HBP: 0	WP: 0 PB: 0 SB: 1 CS: 0	PA: 51	
PITCHER	IP: 6.0 WLS: 2 BF: 24 ERA: 4.12	H: 5 R: 3 ER: 3 SO: 5 BB: 1 IBB: 0 HBP: 0 BLK: 0 WP: 0 HR: 0 S: 63 P: 103 ERA: 4.50 WHIP: 1.000			PITCHER	IP: 2.0 WLS: 0 BF: 7 ERA: 4.47	H: 0 R: 0 ER: 0 SO: 2 BB: 1 IBB: 0 HBP: 0 BLK: 0 WP: 0 HR: 0 S: 19 P: 32 ERA: 0.00 WHIP: 0.500																		
Tim Redding, R ERA: 4.12	1.0	3	0	0	0	0	0	0	0	7	12	0.00	0.000												
Charlie Manning, L ERA: 2.08	1.0	3	0	0	0	0	0	0	0	7	10	0.00	0.000												
Luis Ayala, R ERA: 5.21	1.0	3	0	0	0	0	0	0	0	8	9	0.00	0.000												
Jon Rauch, R ERA: 2.45	3.0	11	1	0	0	1	0	0	0	28	43	0.00	0.333												
52 Saul Rivera, R ERA: 3.8																									

Texas Rangers @ Washington Nationals
Nationals Park, Washington, DC
Fri Jun 20 2008, 7:35 PM EDT
Att. 30,359 - Clear - 77 F

AB: 47
R: 3
H: 6
RBI: 3
BB: 3
SO: 8
LOB: 12

Batter	1	2	3	4	5	6	7	8	9	10	11	12	13	14	AB	R	H	RBI	BB	SO	LOB	BOTTOM						
15 Cristian Guzman, S OBP: 0.333, SLG: 0.439															7	0	0	0	0	2	4							
34 Elijah Dukes, R OBP: 0.377, SLG: 0.402															6	2	5	2	1	0	0							
44 Lastings Milledge, R OBP: 0.315, SLG: 0.557															5	1	0	0	1	0	3							
21 Dmitri Young, S OBP: 0.372, SLG: 0.389															4	0	1	0	1	0	1							
10 Ronnie Bellard, R (11,PR) OBP: 0.395, SLG: 0.434															1	0	1	0	0	0	0							
3 Jesus Flores, R OBP: 0.373, SLG: 0.525															6	0	3	2	0	0	1							
5 Kory Casto, L OBP: 0.311, SLG: 0.289															6	0	0	0	0	4	3							
Felipe Lopez, S OBP: 0.328, SLG: 0.342															5	1	1	0	0	1	2							
22 Willie Harris, L 52 Saul Rivera, S															4	0	1	0	0	0	1							
26 Willy Mo Peña, R OBP: 0.247, SLG: 0.263															1	0	0	0	0	1	0							
Paul Lo Duca, R OBP: 0.292, SLG: 0.263															2	0	0	0	0	0	0							
Tim Redding, R ERA: 4.61	1.0	3	0	0	0	1	0	0	0	8	10	0.00	0.000															
50 Frank Francisco, R ERA: 4.23	3.0	11	3	0	0	3	0	0	0	28	40	0.00	1.000															
59 Josh Rupe, R ERA: 3.76	1.0	4	1	0	0	0	0	0	0	9	15	0.00	1.000															
53 Joaquin Benoit, R ERA: 5.88	0.2	L	6	1	1	1	2	2	0	1	0	0	0	0	14	27	13.50	4.500										
Inning Stats	R: 0 E: 0 K: 0 S: 9	H: 1 LOB: 1 BB: 0 P: 16	R: 0 E: 0 K: 0 S: 8	H: 1 LOB: 1 BB: 0 P: 13	R: 2 E: 0 K: 0 S: 8	H: 2 LOB: 2 BB: 2 P: 19	R: 0 E: 0 K: 0 S: 4	H: 0 LOB: 0 BB: 0 P: 4	R: 0 E: 0 K: 1 S: 7	H: 0 LOB: 1 BB: 1 P: 14	R: 0 E: 0 K: 3 S: 11	H: 1 LOB: 0 BB: 0 P: 13	R: 1 E: 0 K: 0 S: 12	H: 1 LOB: 0 BB: 0 P: 19	R: 0 E: 0 K: 1 S: 8	H: 0 LOB: 0 BB: 0 P: 10	R: 0 E: 0 K: 0 S: 8	H: 2 LOB: 2 BB: 0 P: 16	R: 0 E: 0 K: 1 S: 10	H: 0 LOB: 0 BB: 0 P: 11	R: 0 E: 0 K: 0 S: 10	H: 0 LOB: 0 BB: 0 P: 13	R: 0 E: 0 K: 0 S: 9	H: 1 LOB: 3 BB: 2 P: 27	1B: 10 2B: 2 3B: 0 HR: 1	SF: 0 SAC: 0 DP: 2 HBP: 1	WP: 0 PB: 0 SB: 3 CS: 1	PA: 56
PITCHER	IP: 8.0 WLS: 3 BF: 32 ERA: 4.61	H: 7 R: 3 ER: 3 SO: 4 BB: 3 IBB: 0 HBP: 0 BLK: 0 WP: 0 HR: 1 S: 66 P: 112 ERA: 3.38 WHIP: 1.250			PITCHER	IP: 1.0 WLS: 0 BF: 4 ERA: 4.00	H: 0 R: 0 ER: 0 SO: 0 BB: 0 HBP: 0 BLK: 0 WP: 0 HR: 0 S: 6 P: 14 ERA: 4.00 WHIP: 0.000																					
33 Kevin Millwood, R ERA: 4.61	1.0	3	0	0	0	1	0	0	0	8	10	0.00	0.000															
50 Frank Francisco, R ERA: 4.23	3.0	11	3	0	0	3	0	0	0	28	40	0.00	1.000															
59 Josh Rupe, R ERA: 3.76	1.0	4	1	0	0	0	0	0	0	9	15	0.00	1.000															
53 Joaquin Benoit, R ERA: 5.88	0.2	L	6	1	1	1	2	2	0	1	0	0	0	14	27	13.50	4.500											
Jamey Wright, R ERA: 3.89																												

Texas Rangers @ Washington Nationals
Nationals Park, Washington, DC
Fri Jun 20 2008, 7:35 PM EDT
Att. 30,359 - Clear - 77 F

AB: 50
R: 4
H: 12
RBI: 4
BB: 5
SO: 10
LOB: 16

Batter	1	2	3	4	5	6	7	8	9	AB	R	H	RBI	BB	SO	LOB	TOP							
5 Ian Kinsler, R OBP: 0.364, SLG: 0.497										3	2	1	1	3	0	0	Texas Rangers @ Washington Nationals Nationals Park, Washington, DC Sat Jun 21 2008, 7:10 PM EDT Att: 32,973 - Partly Cloudy - 74 F							
Frank Catalanotto, L OBP: 0.348, SLG: 0.396										3	0	0	0	0	1	2								
Milton Bradley, S OBP: 0.452, SLG: 0.627										2	2	2	1	0	0	0								
16 Chris Shelton, R OBP: 0.336, SLG: 0.333										1	0	1	0	0	0	0								
10 Michael Young, R OBP: 0.334, SLG: 0.404										6	2	3	2	0	1	3								
32 Josh Hamilton, L OBP: 0.362, SLG: 0.583										5	1	2	2	0	1	2								
22 Marlon Byrd, R OBP: 0.351, SLG: 0.412										5	1	2	0	0	2	3								
7 David Murphy, L OBP: 0.308, SLG: 0.454										5	1	2	3	0	1	3								
21 Jarrod Saltalamacchia, R OBP: 0.404, SLG: 0.350										4	2	1	0	1	2	1								
Ramón Vázquez, L OBP: 0.404, SLG: 0.519										4	1	3	3	1	1	0								
13 Kason Gabbard, L OBP: 0.250, SLG: 0.250										2	0	0	0	0	1	2								
50 Frank Francisco, R OBP: 0.266, SLG: 0.338										0	0	0	0	0	0	0								
6 German Duran, R OBP: 0.266, SLG: 0.338										2	1	1	0	0	0	2								
46 Luis Mendoza, R										1	0	0	0	0	1	1								
Inning Stats	R: 3 E: 0 K: 2 S: 14	H: 4 LOB: 1 BB: 0 P: 24	R: 0 E: 0 K: 1 S: 8	H: 1 LOB: 1 BB: 1 P: 15	R: 0 E: 0 K: 2 S: 11	H: 1 LOB: 0 BB: 0 P: 15	R: 1 E: 0 K: 0 S: 10	H: 2 LOB: 0 BB: 0 P: 14	R: 0 E: 0 K: 1 S: 7	H: 0 LOB: 0 BB: 0 P: 13	R: 0 E: 0 K: 2 S: 11	H: 0 LOB: 0 BB: 0 P: 15	R: 7 E: 0 K: 1 S: 32	H: 6 LOB: 2 BB: 2 P: 53	R: 1 E: 0 K: 1 S: 18	H: 3 LOB: 2 BB: 0 P: 27	R: 1 E: 0 K: 1 S: 14	H: 1 LOB: 2 BB: 2 P: 27	1B: 14 2B: 3 3B: 0 HR: 1	SF: 0 SAC: 0 DP: 2 HBP: 0	WP: 2 PB: 0 CS: 0 SB: 0	PA: 48		
PITCHER	IP WLS BF H R ER SO BB IBB HBP BLK WP HR S P ERA WHIP	IP WLS BF H R ER SO BB IBB HBP BLK WP HR S P ERA WHIP	IP WLS BF H R ER SO BB IBB HBP BLK WP HR S P ERA WHIP	IP WLS BF H R ER SO BB IBB HBP BLK WP HR S P ERA WHIP	IP WLS BF H R ER SO BB IBB HBP BLK WP HR S P ERA WHIP	IP WLS BF H R ER SO BB IBB HBP BLK WP HR S P ERA WHIP	IP WLS BF H R ER SO BB IBB HBP BLK WP HR S P ERA WHIP	IP WLS BF H R ER SO BB IBB HBP BLK WP HR S P ERA WHIP	IP WLS BF H R ER SO BB IBB HBP BLK WP HR S P ERA WHIP	IP WLS BF H R ER SO BB IBB HBP BLK WP HR S P ERA WHIP	IP WLS BF H R ER SO BB IBB HBP BLK WP HR S P ERA WHIP	IP WLS BF H R ER SO BB IBB HBP BLK WP HR S P ERA WHIP	IP WLS BF H R ER SO BB IBB HBP BLK WP HR S P ERA WHIP	IP WLS BF H R ER SO BB IBB HBP BLK WP HR S P ERA WHIP	IP WLS BF H R ER SO BB IBB HBP BLK WP HR S P ERA WHIP	IP WLS BF H R ER SO BB IBB HBP BLK WP HR S P ERA WHIP	IP WLS BF H R ER SO BB IBB HBP BLK WP HR S P ERA WHIP	IP WLS BF H R ER SO BB IBB HBP BLK WP HR S P ERA WHIP	IP WLS BF H R ER SO BB IBB HBP BLK WP HR S P ERA WHIP	IP WLS BF H R ER SO BB IBB HBP BLK WP HR S P ERA WHIP	IP WLS BF H R ER SO BB IBB HBP BLK WP HR S P ERA WHIP	IP WLS BF H R ER SO BB IBB HBP BLK WP HR S P ERA WHIP	IP WLS BF H R ER SO BB IBB HBP BLK WP HR S P ERA WHIP	IP WLS BF H R ER SO BB IBB HBP BLK WP HR S P ERA WHIP

Texas Rangers @ Washington Nationals
 Nationals Park, Washington, DC
 Sat Jun 21 2008, 7:10 PM EDT
 Att: 32,973 - Partly Cloudy - 74 F

AB	43
R	13
H	18
RBI	12
BB	5
SO	11
LOB	19



Batter	1	2	3	4	5	6	7	8	9	AB	R	H	RBI	BB	SO	LOB	BOTTOM							
15 Cristian Guzman, S OBP: 0.331, SLG: 0.436										5	0	1	0	0	0	1	Texas Rangers @ Washington Nationals Nationals Park, Washington, DC Sat Jun 21 2008, 7:10 PM EDT Att: 32,973 - Partly Cloudy - 74 F							
34 Elijah Dukes, R OBP: 0.294, SLG: 0.386										5	0	0	0	0	1	3								
44 Lastings Milledge, R OBP: 0.314, SLG: 0.367										4	1	1	1	0	2	1								
21 Dmitri Young, S OBP: 0.385, SLG: 0.414										4	1	3	0	0	0	1								
22 Willie Harris, L OBP: 0.294, SLG: 0.279										0	0	0	0	0	0	0								
10 Ronnie Belliard, R OBP: 0.336, SLG: 0.422										3	0	0	0	1	1	2								
Felipe Lopez, S OBP: 0.327, SLG: 0.337										3	0	0	1	1	1	2								
Paul Lo Duca, R OBP: 0.290, SLG: 0.262										4	0	1	0	0	0	2								
26 Wily Mo Peña, R OBP: 0.253, SLG: 0.269										4	1	2	0	0	1	5								
50 Garrett Mock, S										1	0	0	0	0	1	0								
5 Kory Casto, L OBP: 0.296, SLG: 0.282										1	0	0	0	0	0	3								
Charlie Manning, L										0	0	0	0	0	0	0								
22 Brian Sanches, R										0	0	0	0	0	0	0								
Jesus Colome, R										0	0	0	0	0	0	0								
23 Wily Nieves, R OBP: 0.328, SLG: 0.361										1	0	0	0	0	1	1								
Inning Stats	R: 0 E: 0 K: 1 S: 7	H: 0 LOB: 0 BB: 0 P: 11	R: 0 E: 0 K: 2 S: 15	H: 1 LOB: 1 BB: 1 P: 27	R: 0 E: 0 K: 1 S: 9	H: 0 LOB: 0 BB: 0 P: 13	R: 2 E: 0 K: 0 S: 9	H: 2 LOB: 0 BB: 0 P: 17	R: 1 E: 0 K: 0 S: 12	H: 2 LOB: 1 BB: 0 P: 20	R: 0 E: 0 K: 1 S: 18	H: 2 LOB: 3 BB: 1 P: 28	R: 0 E: 0 K: 1 S: 9	H: 0 LOB: 0 BB: 0 P: 13	R: 0 E: 0 K: 0 S: 6	H: 0 LOB: 0 BB: 0 P: 10	R: 0 E: 0 K: 2 S: 9	H: 1 LOB: 1 BB: 0 P: 12	1B: 6 2B: 1 3B: 0 HR: 1	SF: 0 SAC: 1 DP: 1 HBP: 0	WP: 1 PB: 0 CS: 0 SB: 0	PA: 38		
PITCHER	IP WLS BF H R ER SO BB IBB HBP BLK WP HR S P ERA WHIP	IP WLS BF H R ER SO BB IBB HBP BLK WP HR S P ERA WHIP	IP WLS BF H R ER SO BB IBB HBP BLK WP HR S P ERA WHIP	IP WLS BF H R ER SO BB IBB HBP BLK WP HR S P ERA WHIP	IP WLS BF H R ER SO BB IBB HBP BLK WP HR S P ERA WHIP	IP WLS BF H R ER SO BB IBB HBP BLK WP HR S P ERA WHIP	IP WLS BF H R ER SO BB IBB HBP BLK WP HR S P ERA WHIP	IP WLS BF H R ER SO BB IBB HBP BLK WP HR S P ERA WHIP	IP WLS BF H R ER SO BB IBB HBP BLK WP HR S P ERA WHIP	IP WLS BF H R ER SO BB IBB HBP BLK WP HR S P ERA WHIP	IP WLS BF H R ER SO BB IBB HBP BLK WP HR S P ERA WHIP	IP WLS BF H R ER SO BB IBB HBP BLK WP HR S P ERA WHIP	IP WLS BF H R ER SO BB IBB HBP BLK WP HR S P ERA WHIP	IP WLS BF H R ER SO BB IBB HBP BLK WP HR S P ERA WHIP	IP WLS BF H R ER SO BB IBB HBP BLK WP HR S P ERA WHIP	IP WLS BF H R ER SO BB IBB HBP BLK WP HR S P ERA WHIP	IP WLS BF H R ER SO BB IBB HBP BLK WP HR S P ERA WHIP	IP WLS BF H R ER SO BB IBB HBP BLK WP HR S P ERA WHIP	IP WLS BF H R ER SO BB IBB HBP BLK WP HR S P ERA WHIP	IP WLS BF H R ER SO BB IBB HBP BLK WP HR S P ERA WHIP	IP WLS BF H R ER SO BB IBB HBP BLK WP HR S P ERA WHIP	IP WLS BF H R ER SO BB IBB HBP BLK WP HR S P ERA WHIP	IP WLS BF H R ER SO BB IBB HBP BLK WP HR S P ERA WHIP	IP WLS BF H R ER SO BB IBB HBP BLK WP HR S P ERA WHIP

Texas Rangers @ Washington Nationals
 Nationals Park, Washington, DC
 Sat Jun 21 2008, 7:10 PM EDT
 Att: 32,973 - Partly Cloudy - 74 F

AB	35
R	3
H	8
RBI	2
BB	2
SO	8
LOB	21



Batter	1	2	3	4	5	6	7	8	9	AB	R	H	RBI	BB	SO	LOB	TOP								
9 Chone Figgins, S OBP: 0.418, SLG: 0.355										4	1	1	0	0	0	1	Los Angeles Angels @ Washington Nationals Nationals Park, Washington, DC Mon Jun 23 2008, 7:10 PM EDT Att: 24,805 - Overcast - 74 F								
2 Erick Aybar, S OBP: 0.298, SLG: 0.375										4	1	2	0	0	0	0									
Garret Anderson, L OBP: 0.292, SLG: 0.382										4	0	1	1	0	2	2									
27 Vladimir Guerrero, R OBP: 0.348, SLG: 0.502										4	0	1	0	0	1	2									
48 Tori Hunter, R OBP: 0.332, SLG: 0.459										4	0	0	0	0	1	2									
Casey Kotchman, L OBP: 0.351, SLG: 0.449										4	1	2	0	0	0	1									
47 Howie Kendrick, R OBP: 0.341, SLG: 0.426										3	0	1	0	0	1	1									
5 Jeff Mathis, R OBP: 0.305, SLG: 0.379										3	0	0	1	0	2	2									
41 John Lackey, R 24 Gary Matthews, S Francisco Rodriguez, R										3	0	0	0	0	1	2									
										1	0	0	0	0	0	0									
Inning Stats	R: 0 H: 1 E: 0 K: 1 S: 9	H: 1 LOB: 1 BB: 0 P: 14	R: 0 H: 0 E: 0 K: 1 S: 8	H: 0 LOB: 1 BB: 0 P: 12	R: 0 H: 0 E: 0 K: 0 S: 6	H: 0 LOB: 0 BB: 0 P: 10	R: 0 H: 0 E: 0 K: 1 S: 5	H: 0 LOB: 0 BB: 0 P: 6	R: 1 H: 2 E: 0 K: 1 S: 15	H: 2 LOB: 1 BB: 0 P: 20	R: 0 H: 2 E: 0 K: 0 S: 5	H: 2 LOB: 1 BB: 0 P: 8	R: 0 H: 1 E: 0 K: 2 S: 10	H: 1 LOB: 1 BB: 0 P: 12	R: 2 H: 2 E: 1 K: 1 S: 12	H: 2 LOB: 1 BB: 0 P: 21	R: 0 H: 0 E: 0 K: 1 S: 10	H: 0 LOB: 0 BB: 0 P: 15	1B: 7 2B: 1 HR: 0	SF: 1 SAC: 0 DP: 1 HBP: 1	WP: 0 PB: 0 SB: 2 CS: 0	PA: 36			
PITCHER	IP	WLS	BF	H	R	ER	SO	BB	IBB	HBP	BLK	WP	HR	S	P	ERA	WHIP								
57 Jason Bergmann, R ERA: 4.6	7.0		27	6	1	1	6	0	0	1	0	0	0	58	82	1.29	0.857								
52 Saul Rivera, R ERA: 3.91	1.0	L	6	2	2	1	1	0	0	0	0	0	0	12	21	9.00	2.000								
Jon Rauch, R ERA: 2.39	1.0		3	0	0	0	1	0	0	0	0	0	0	10	15	0.00	0.000								

AB	34
R	3
H	8
RBI	2
BB	0
SO	8
LOB	13



Batter	1	2	3	4	5	6	7	8	9	AB	R	H	RBI	BB	SO	LOB	BOTTOM								
15 Cristian Guzman, S OBP: 0.335, SLG: 0.435										4	0	2	0	0	1	0	Los Angeles Angels @ Washington Nationals Nationals Park, Washington, DC Mon Jun 23 2008, 7:10 PM EDT Att: 24,805 - Overcast - 74 F								
34 Elijah Dukes, R OBP: 0.365, SLG: 0.376										3	0	1	0	1	0	0									
44 Lastings Milledge, R OBP: 0.397, SLG: 0.356										4	0	0	0	0	0	4									
21 Dmitri Young, S 4 Pete Orr, L										3	0	0	0	0	0	4									
										1	0	0	0	0	1	0									
3 Jesus Flores, R OBP: 0.373, SLG: 0.512										3	0	1	0	1	2	0									
10 Ronnie Belliard, R OBP: 0.333, SLG: 0.435										3	0	0	0	1	0	4									
Felipe Lopez, S OBP: 0.323, SLG: 0.332										4	0	0	0	0	3	1									
22 Willie Harris, L OBP: 0.299, SLG: 0.385										4	2	2	1	0	1	1									
57 Jason Bergmann, R Paul Lo Duca, R 52 Saul Rivera, S Jon Rauch, R										2	0	0	0	0	1	0									
										1	0	0	0	0	0	0									
										0	0	0	0	0	0	0									
Inning Stats	R: 0 H: 1 E: 0 K: 0 S: 5	H: 0 LOB: 0 BB: 0 P: 11	R: 0 H: 0 E: 0 K: 2 S: 7	H: 0 LOB: 0 BB: 0 P: 10	R: 1 H: 1 E: 0 K: 0 S: 7	H: 1 LOB: 0 BB: 0 P: 9	R: 0 H: 1 E: 0 K: 0 S: 10	H: 1 LOB: 0 BB: 0 P: 13	R: 0 H: 0 E: 0 K: 1 S: 6	H: 0 LOB: 0 BB: 0 P: 10	R: 0 H: 2 E: 0 K: 0 S: 11	H: 2 LOB: 3 BB: 1 P: 17	R: 1 H: 1 E: 1 K: 2 S: 11	H: 1 LOB: 0 BB: 0 P: 17	R: 0 H: 0 E: 0 K: 1 S: 8	H: 0 LOB: 0 BB: 0 P: 10	R: 0 H: 0 E: 0 K: 3 S: 11	H: 0 LOB: 1 BB: 1 P: 23	1B: 4 2B: 0 HR: 1	SF: 0 SAC: 0 DP: 1 HBP: 0	WP: 0 PB: 0 SB: 1 CS: 0	PA: 35			
PITCHER	IP	WLS	BF	H	R	ER	SO	BB	IBB	HBP	BLK	WP	HR	S	P	ERA	WHIP								
41 John Lackey, R ERA: 1.65	8.0		31	6	2	1	6	2	0	0	0	0	0	65	97	1.12	1.000								
Francisco Rodriguez, R ERA: 2.06	1.0	S	4	0	0	0	3	1	0	0	0	0	0	11	23	0.00	1.000								

AB	32
R	2
H	6
RBI	1
BB	3
SO	9
LOB	14



Batter	1	2	3	4	5	6	7	8	9	AB	R	H	RBI	BB	SO	LOB	TOP	
9 Chone Figgins, S OBP: 0.418, SLG: 0.353										4	1	1	0	1	0	2	Los Angeles Angels @ Washington Nationals Nationals Park, Washington, DC Tue Jun 24 2008, 7:10 PM EDT Att: 28,531 - Clear - 83 F	
2 Erick Aybar, S OBP: 0.297, SLG: 0.370										5	1	1	0	0	2	3		
Garret Anderson, L OBP: 0.287, SLG: 0.376										4	0	0	1	0	1	2		
27 Vladimir Guerrero, R OBP: 0.349, SLG: 0.502										2	1	1	1	0	1	1		
24 Gary Matthews, S OBP: 0.319, SLG: 0.389										2	0	1	0	0	0	0		
48 Tori Hunter, R OBP: 0.338, SLG: 0.463										4	1	3	0	0	0	1		
Casey Kotchman, L OBP: 0.346, SLG: 0.442										4	1	0	0	0	0	3		
47 Howie Kendrick, R OBP: 0.346, SLG: 0.429										4	2	2	1	0	1	1		
44 Mike Napoli, R OBP: 0.299, SLG: 0.473										4	1	2	3	0	1	0		
Jon Garland, R OBP: 0.220, SLG: 0.218										2	0	0	1	1	0	1		
Juan Rivera, R OBP: 0.220, SLG: 0.218										1	0	0	0	0	1	0		
66 Jose Arredondo, R										0	0	0	0	0	0	0		
Inning Stats	R: 6 H: 5 E: 2 K: 0 S: 19	H: 5 LOB: 1 BB: 1 P: 36	R: 0 H: 0 E: 1 K: 2 S: 10	H: 0 LOB: 1 BB: 0 P: 15	R: 2 H: 3 E: 0 K: 0 S: 13	H: 3 LOB: 0 BB: 0 P: 23	R: 0 H: 1 E: 0 K: 0 S: 8	H: 1 LOB: 0 BB: 0 P: 11	R: 0 H: 0 E: 1 K: 1 S: 7	H: 0 LOB: 2 BB: 1 P: 17	R: 0 H: 0 E: 0 K: 1 S: 10	H: 0 LOB: 0 BB: 0 P: 16	R: 0 H: 0 E: 0 K: 2 S: 9	H: 0 LOB: 0 BB: 0 P: 13	1B: 9 2B: 3 3B: 0 HR: 1	SF: 1 SAC: 0 DP: 4 HBP: 0	WP: 0 PB: 0 SB: 1 CS: 1	PA: 39
PITCHER	IP WLS BF H R ER SO BB IBB HBP BLK WP HR S P ERA WHIP																	
41 Shawn Hill, R ERA: 5.83	3.0 L 18 8 8 6 2 1 0 0 0 1 0 1 42 74 18.00 3.000																	
59 Steven Shell, R ERA:	2.0 7 2 0 0 1 0 0 0 0 0 0 16 20 0.00 1.000																	
Jesus Colome, R ERA: 5.68	2.0 8 1 0 0 1 1 0 0 0 0 0 10 16 0.00 1.000																	
38 Joel Hanrahan, R ERA: 4.47	1.0 3 0 0 0 1 0 0 0 0 0 0 9 13 0.00 0.000																	
Charlie Manning, L ERA: 3.77	1.0 3 0 0 0 2 0 0 0 0 0 0 9 13 0.00 0.000																	

AB	36
R	8
H	11
RBI	7
BB	2
SO	7
LOB	14



Batter	1	2	3	4	5	6	7	8	9	AB	R	H	RBI	BB	SO	LOB	BOTTOM					
15 Cristian Guzman, S OBP: 0.334, SLG: 0.433										4	0	1	0	0	1	0	Los Angeles Angels @ Washington Nationals Nationals Park, Washington, DC Tue Jun 24 2008, 7:10 PM EDT Att: 28,531 - Clear - 83 F					
34 Elijah Dukes, R OBP: 0.362, SLG: 0.394										4	1	1	1	0	2	2						
44 Lastings Milledge, R OBP: 0.303, SLG: 0.352										4	0	0	0	0	0	0						
21 Dmitri Young, S OBP: 0.367, SLG: 0.391										4	0	1	0	0	1	0						
3 Jesus Flores, R OBP: 0.363, SLG: 0.496										4	0	0	0	0	1	1						
10 Ronnie Belliard, R OBP: 0.333, SLG: 0.427										2	1	0	0	1	1	0						
Paul Lo Duca, R OBP: 0.262, SLG: 0.254										0	0	0	0	0	0	0						
26 Wily Mo Peña, R OBP: 0.250, SLG: 0.283										3	1	1	1	0	0	1						
22 Willie Harris, L OBP: 0.300, SLG: 0.383										3	0	1	0	0	1	1						
38 Joel Hanrahan, R ERA: 4.47										0	0	0	0	0	0	0						
Charlie Manning, L ERA: 3.77										0	0	0	0	0	0	0						
41 Shawn Hill, R ERA: 5.83										0	0	0	0	0	0	0						
Felipe Lopez, S OBP: 0.250, SLG: 0.300										1	0	0	0	0	0	0						
59 Steven Shell, R ERA:										0	0	0	0	0	0	0						
5 Kory Casto, L OBP: 0.262, SLG: 0.300										1	0	1	1	0	0	0						
Jesus Colome, R ERA: 5.68										0	0	0	0	0	0	0						
4 Pete Orr, L ERA: 3.77										1	0	0	0	0	1	0						
Inning Stats	R: 0 H: 0 E: 0 K: 0 S: 9	H: 0 LOB: 0 BB: 0 P: 12	R: 0 H: 0 E: 0 K: 2 S: 9	H: 0 LOB: 0 BB: 0 P: 12	R: 1 H: 2 E: 0 K: 0 S: 11	H: 2 LOB: 0 BB: 0 P: 16	R: 1 H: 2 E: 0 K: 0 S: 13	H: 2 LOB: 0 BB: 0 P: 16	R: 1 H: 2 E: 0 K: 1 S: 13	H: 2 LOB: 1 BB: 1 P: 23	R: 0 H: 0 E: 0 K: 0 S: 9	H: 0 LOB: 0 BB: 0 P: 14	R: 0 H: 0 E: 0 K: 3 S: 10	H: 0 LOB: 0 BB: 0 P: 13	R: 0 H: 0 E: 0 K: 3 S: 12	H: 0 LOB: 0 BB: 0 P: 14	R: 0 H: 0 E: 0 K: 1 S: 11	H: 0 LOB: 0 BB: 0 P: 16	1B: 4 2B: 0 3B: 0 HR: 2	SF: 0 SAC: 0 DP: 2 HBP: 0	WP: 0 PB: 0 SB: 0 CS: 0	PA: 32
PITCHER	IP WLS BF H R ER SO BB IBB HBP BLK WP HR S P ERA WHIP																					
Jon Garland, R ERA: 4.05	7.0 W 26 6 3 3 4 1 0 0 0 0 0 2 74 106 3.86 1.000																					
66 Jose Arredondo, R ERA: 1.96	2.0 6 0 0 0 4 0 0 0 0 0 0 0 23 30 0.00 0.000																					

AB	31
R	3
H	6
RBI	3
BB	1
SO	8
LOB	6



Batter	1	2	3	4	5	6	7	8	9	AB	R	H	RBI	BB	SO	LOB	TOP				
9 Chone Figgins, S OBP: 0.408, SLG: 0.343	F7		L8		F7		G3		G4-3	5	0	0	0	0	0	0					
2 Erick Aybar, S OBP: 0.291, SLG: 0.373	G3		1B		L4			2B	1B	4	2	2	0	0	0	0					
Garret Anderson, L OBP: 0.287, SLG: 0.375	G4-3		1B		G4-3			E4	2B	4	1	1	0	0	0	1					
48 Torii Hunter, R OBP: 0.340, SLG: 0.463		2B	1B					P4		4	1	2	0	0	1	2					
Casey Kotchman, L OBP: 0.348, SLG: 0.447	F8		1B		F8			SF8	2B	4	0	2	2	0	0	1					
47 Howie Kendrick, R OBP: 0.314, SLG: 0.426	G5-3		F9-2					SF8		3	0	1	1	0	0	4					
24 Gary Matthews, S 62 Scot Shields, R					G5-3			K		4	0	1	1	0	1	2					
5 Jeff Mathis, R OBP: 0.303, SLG: 0.370					F8			K		3	0	0	0	1	2	0					
54 Ervin Santana, R 77 Reggie Willis, S 33 Justin Speier, R 39 Robb Quinlan, R					G4-3			F8		2	0	0	0	0	1	2					
Inning Stats	R: 0 H: 0 E: 0 K: 0 S: 7	H: 0 LOB: 0 BB: 0 P: 10	R: 1 H: 2 E: 0 K: 1 S: 14	H: 2 LOB: 2 BB: 1 P: 24	R: 1 H: 4 E: 0 K: 0 S: 12	H: 0 LOB: 0 BB: 0 P: 20	R: 0 H: 0 E: 0 K: 0 S: 6	H: 0 LOB: 0 BB: 0 P: 8	R: 0 H: 1 E: 0 K: 1 S: 7	H: 0 LOB: 1 BB: 0 P: 10	R: 0 H: 0 E: 0 K: 1 S: 7	H: 0 LOB: 0 BB: 0 P: 10	R: 2 H: 2 E: 1 K: 1 S: 22	H: 2 LOB: 1 BB: 0 P: 32	R: 0 H: 0 E: 0 K: 1 S: 10	H: 0 LOB: 0 BB: 0 P: 16	1B: 7 2B: 3 3B: 0 HR: 0	SF: 1 SAC: 0 DP: 1 HBP: 0	WP: 0 PB: 0 SB: 0 CS: 0	PA: 37	
PITCHER	IP	WLS	BF	H	R	ER	SO	BB	IBB	HBP	BLK	WP	HR	S	P	ERA	WHIP				
Tim Redding, R ERA: 4.05	6.0		25	7	2	2	2	0	1	0	0	0	0	54	84	3.00	1.167				
52 Saul Rivera, R ERA: 3.53	1.0	H	3	0	0	0	1	0	0	0	0	0	0	7	10	0.00	0.000				
Luis Ayala, R ERA: 5.72	0.1	H	4	2	2	1	0	0	0	0	0	0	0	13	19	27.00	6.000				
Jon Rauch, R ERA: 2.29	1.2	W	5	0	0	0	2	0	0	0	0	0	0	19	29	0.00	0.000				

Los Angeles Angels @ Washington Nationals
 Nationals Park, Washington, DC
 Wed Jun 25 2008, 7:10 PM EDT
 Att: 29,180 - Partly Cloudy - 85 F

AB	35
R	4
H	9
RBI	4
BB	1
SO	5
LOB	12



Batter	1	2	3	4	5	6	7	8	9	AB	R	H	RBI	BB	SO	LOB	BOTTOM				
15 Cristian Guzman, S OBP: 0.335, SLG: 0.431	44 HR		G4-3		G3		44 BB		G3	4	1	1	0	1	0	2					
34 Elijah Dukes, R OBP: 0.375, SLG: 0.400	K					44 BB			44 G5-3	3	2	2	0	2	1	1					
44 Lastings Milledge, R OBP: 0.397, SLG: 0.364	HR					10 BB			G5-3	4	2	2	2	1	1	2					
3 Jesus Flores, R OBP: 0.358, SLG: 0.485	K				K				26 BB	5	0	1	1	0	3	5					
21 Dmitri Young, S OBP: 0.364, SLG: 0.381 Luis Ayala, R Jon Rauch, R	K				G4-3		26 BB		P5	3	0	0	0	1	1	3					
10 Ronnie Belliard, R OBP: 0.331, SLG: 0.416					G3		26 BB		G3-1	3	0	0	1	1	0	3					
26 Willy Mo Peña, R 4 Pete Orr, L					G6-3		SH3-4		F8	3	0	2	1	0	0	0					
22 Willie Harris, L OBP: 0.289, SLG: 0.367					G3		1-2-3-3H		F5	4	0	0	0	0	2	4					
Tim Redding, R OBP: 0.148, SLG: 0.154 5 Kory Casto, L 52 Saul Rivera, S 8 Aaron Boone, R					K		SH3-4		K	1	0	0	0	0	1	0					
Inning Stats	R: 2 H: 1 E: 0 K: 3 S: 13	H: 1 LOB: 0 BB: 1 P: 17	R: 0 H: 0 E: 0 K: 0 S: 5	H: 0 LOB: 0 BB: 0 P: 8	R: 0 H: 0 E: 0 K: 2 S: 12	H: 0 LOB: 1 BB: 1 P: 19	R: 0 H: 0 E: 0 K: 1 S: 10	H: 0 LOB: 0 BB: 0 P: 12	R: 0 H: 1 E: 0 K: 1 S: 10	H: 2 LOB: 3 BB: 3 P: 32	R: 2 H: 2 E: 0 K: 1 S: 15	H: 2 LOB: 3 BB: 1 P: 25	R: 0 H: 1 E: 0 K: 1 S: 13	H: 1 LOB: 0 BB: 0 P: 19	R: 1 H: 2 E: 0 K: 0 S: 6	H: 2 LOB: 1 BB: 0 P: 9	1B: 8 2B: 0 3B: 0 HR: 1	SF: 0 SAC: 1 DP: 0 HBP: 0	WP: 0 PB: 0 SB: 0 CS: 0	PA: 40	
PITCHER	IP	WLS	BF	H	R	ER	SO	BB	IBB	HBP	BLK	WP	HR	S	P	ERA	WHIP				
54 Ervin Santana, R ERA: 3.32	6.0		27	4	4	4	8	4	1	0	0	0	0	68	100	6.00	1.333				
33 Justin Speier, R ERA: 4.75	1.0		6	2	0	0	1	1	0	0	0	0	0	15	25	0.00	3.000				
62 Scot Shields, R ERA: 2.53	1.1	L	7	3	1	1	1	0	0	0	0	0	0	19	28	6.75	2.250				

Los Angeles Angels @ Washington Nationals
 Nationals Park, Washington, DC
 Wed Jun 25 2008, 7:10 PM EDT
 Att: 29,180 - Partly Cloudy - 85 F

AB	33
R	5
H	9
RBI	5
BB	6
SO	10
LOB	23




Batter	1	2	3	4	5	6	7	8	9	AB	R	H	RBI	BB	SO	LOB	TOP			
1 Brian Roberts, S OBP: 0.376, SLG: 0.490	F9		F9		G4-3	G6-3			G6-3	5	1	2	0	0	0	0				
21 Nick Markakis, L OBP: 0.394, SLG: 0.480			F7		G4-3				G6-4-3	3	0	1	1	2	0	0				
6 Melvin Mora, R OBP: 0.294, SLG: 0.394	K								G6-4-3	3	0	0	0	2	1	4				
Kevin Millar, R OBP: 0.340, SLG: 0.401			F7						F8	4	0	0	0	1	0	4				
Ramon Hernandez, R OBP: 0.288, SLG: 0.367	G4-3								K	3	0	1	0	1	1	3				
Jay Payton, R OBP: 0.303, SLG: 0.400		G5-3			K				G1-3	4	0	0	0	0	1	3				
10 Adam Jones, R OBP: 0.307, SLG: 0.379										3	1	3	0	1	0	0				
12 Brandon Fahey, L OBP: 0.241, SLG: 0.250			F7						F7	3	0	1	1	0	0	3				
30 Luke Scott, L OBP: 0.357, SLG: 0.507										1	0	0	0	0	0	1				
13 Alex Cintron, S OBP: 0.305, SLG: 0.357										0	0	0	0	0	0	0				
40 Daniel Cabrera, R 45 Dennis Sarfate, R 17 Aubrey Huff, L Fernando Cabrera, R			K						G6-3	3	0	0	0	0	3	3				
Inning Stats	R: 0 E: 0 K: 1 S: 11	H: 1 LOB: 2 BB: 1 P: 21	R: 0 E: 0 K: 1 S: 11	H: 1 LOB: 1 BB: 0 P: 17	R: 0 E: 0 K: 0 S: 9	H: 0 LOB: 1 BB: 1 P: 19	R: 0 E: 0 K: 1 S: 11	H: 1 LOB: 2 BB: 1 P: 18	R: 1 E: 0 K: 1 S: 10	H: 2 LOB: 0 BB: 0 P: 12	R: 0 E: 0 K: 1 S: 9	H: 0 LOB: 1 BB: 1 P: 17	R: 0 E: 0 K: 0 S: 7	H: 1 LOB: 1 BB: 0 P: 10	R: 0 E: 0 K: 0 S: 9	H: 1 LOB: 1 BB: 1 P: 18	1B: 5 2B: 2 3B: 1 HR: 0	SF: 0 SAC: 0 DP: 1 HBP: 0	WP: 0 PB: 0 CS: 0	PA: 40
PITCHER	IP WLS BF H R ER SO BB IBB HBP BLK WP HR S P ERA WHIP																			
Odalis Perez, L ERA: 3.87	4.0	18	3	0	0	3	3	0	0	0	0	0	0	0	42	75	0.00	1.500		
59 Steven Shell, R ERA: 1.8	2.0	10	3	2	1	2	2	0	0	0	0	0	0	23	38	4.50	2.500			
3B Joel Hanrahan, R Luis Ayala, R Jon Rauch, R	1.0 1.0 1.0	W H S	4 4 4	0 1 1	0 0 0	0 0 0	1 0 1	0 0 0	0 0 0	0 0 0	0 0 0	0 0 0	0 0 0	0 7 18	0.00	1.000	0.000	2.000		

Baltimore Orioles @ Washington Nationals
 Nationals Park, Washington, DC
 Fri Jun 27 2008, 7:35 PM EDT
 Att: 35,830 - Cloudy - 75 F

livebaseballscorecards.com

AB 33
R 2
H 8
RBI 2
BB 7
SO 6
LOB 22




Batter	1	2	3	4	5	6	7	8	9	AB	R	H	RBI	BB	SO	LOB	BOTTOM	
15 Cristian Guzman, S OBP: 0.336, SLG: 0.432	E			F7					L4	4	1	1	0	1	0	3		
34 Elijah Dukes, R OBP: 0.376, SLG: 0.396	F9								K	4	0	1	1	1	2	3		
44 Lastings Milledge, R OBP: 0.310, SLG: 0.365	E8								K	4	1	2	1	0	0	3		
3 Jesus Flores, R OBP: 0.355, SLG: 0.479									F8	4	0	1	1	0	1	2		
21 Dmitri Young, S Luis Ayala, R Jon Rauch, R										3	0	2	0	1	0	0		
8 Aaron Boone, R OBP: 0.317, SLG: 0.436	G4-6-3									4	0	0	0	0	0	6		
26 Willy Mo Peña, R 10 Ronnie Belliard, R		G5-3							K	3	0	0	0	0	1	1		
22 Willie Harris, L OBP: 0.297, SLG: 0.360										2	1	0	0	2	1	0		
Odalis Perez, L 4 Pedro Oriol, L 59 Steven Shell, R 3B Joel Hanrahan, R 5 Kory Casto, L Felipe Lopez, S										1	0	1	0	0	0	0		
Inning Stats	R: 2 E: 1 K: 0 S: 10	H: 4 LOB: 1 BB: 0 P: 14	R: 0 E: 0 K: 0 S: 11	H: 1 LOB: 3 BB: 2 P: 25	R: 0 E: 0 K: 1 S: 5	H: 0 LOB: 0 BB: 0 P: 6	R: 0 E: 0 K: 2 S: 8	H: 0 LOB: 0 BB: 0 P: 12	R: 0 E: 0 K: 1 S: 7	H: 0 LOB: 0 BB: 0 P: 11	R: 2 E: 0 K: 0 S: 14	H: 3 LOB: 3 BB: 2 P: 28	R: 0 E: 0 K: 1 S: 7	H: 0 LOB: 2 BB: 2 P: 18	1B: 6 2B: 3 3B: 0 HR: 0	SF: 0 SAC: 0 DP: 1 HBP: 0	WP: 1 PB: 0 SB: 1 CS: 0	PA: 38
PITCHER	IP WLS BF H R ER SO BB IBB HBP BLK WP HR S P ERA WHIP																	
40 Daniel Cabrera, R 45 Dennis Sarfate, R Fernando Cabrera, R	6.1 0.2 1.0	L	30 3 5	9 0 0	4 0 0	4 0 1	4 0 0	4 0 0	0 6 7	55 12 18	5.68 0.000 0.000	1.737 0.000 2.000						

Baltimore Orioles @ Washington Nationals
 Nationals Park, Washington, DC
 Fri Jun 27 2008, 7:35 PM EDT
 Att: 35,830 - Cloudy - 75 F

livebaseballscorecards.com

AB 32
R 4
H 9
RBI 4
BB 6
SO 5
LOB 18



Batter	1	2	3	4	5	6	7	8	9	10	11	12	AB	R	H	RBI	BB	SO	LOB	TOP				
1 Brian Roberts, S OBP: 0.372, SLG: 0.479														5	0	1	0	0	1	1				
13 Alex Cintron, S OBP: 0.290, SLG: 0.364														5	0	0	0	0	1	1				
21 Nick Markakis, L OBP: 0.396, SLG: 0.475														5	1	2	0	0	0	0				
17 Aubrey Huff, L OBP: 0.345, SLG: 0.500														4	0	1	0	1	0	1				
Kevin Millar, R OBP: 0.337, SLG: 0.398														5	0	1	0	0	1	3				
30 Luke Scott, L OBP: 0.359, SLG: 0.528														5	1	2	1	0	1	3				
10 Adam Jones, R OBP: 0.314, SLG: 0.383														5	0	1	1	0	2	3				
Guillermo Quiroz, R OBP: 0.280, SLG: 0.320														6	0	0	0	0	1	3				
46 Jeremy Guthrie, R ERA: 4.26														2	0	1	0	0	0	0				
43 Jim Johnson, R ERA: 1.2														0	0	0	0	0	0	0				
45 Dennis Sarfate, R ERA: 2.78														0	0	0	0	0	0	0				
52 George Sherrill, L ERA: 3.53														0	0	0	0	0	0	0				
Inning Stats	R: 0 E: 0 K: 10 S: 10	H: 2 LOB: 1 BB: 0 P: 16	R: 0 E: 0 K: 7 S: 7	H: 1 LOB: 1 BB: 0 P: 11	R: 0 E: 0 K: 1 S: 6	H: 0 LOB: 0 BB: 0 P: 9	R: 0 E: 0 K: 1 S: 17	H: 1 LOB: 2 BB: 1 P: 25	R: 0 E: 0 K: 0 S: 3	H: 1 LOB: 0 BB: 0 P: 8	R: 1 E: 0 K: 10 S: 9	H: 1 LOB: 0 BB: 0 P: 17	R: 0 E: 0 K: 0 S: 9	H: 0 LOB: 0 BB: 0 P: 9	R: 0 E: 0 K: 1 S: 11	H: 0 LOB: 0 BB: 0 P: 13	R: 1 E: 0 K: 15 S: 15	H: 3 LOB: 2 BB: 0 P: 20	1B: 7 2B: 1 3B: 0 HR: 1	SF: 0 SAC: 0 DP: 0 HBP: 0	WP: 1 PB: 0 SB: 0 CS: 1	PA: 44		
PITCHER	IP WLS BF H R ER SO BB IBB HBP BLK WP HR S P ERA WHIP	7.0 1.0 3.0 2.0 2.1 0.1	26 3 0 0 2 0 0 0 0 0 0 0 0 0 9 16 0.00 0.000	6 0 0 0 0 0 0 0 0 0 0 0 0 0 9 16 0.00 0.000	1 0 0 0 1 0 0 0 0 0 0 0 0 0 9 16 0.00 0.000	3 0 0 0 0 0 0 0 0 0 0 0 0 0 9 16 0.00 0.000	1 0 0 0 0 0 0 0 0 0 0 0 0 0 9 16 0.00 0.000	1 0 0 0 0 0 0 0 0 0 0 0 0 0 9 16 0.00 0.000	1.29 0.1	1.000 0.000	1.29 0.000	1.000 0.000	1.000 0.000	1.000 0.000	1.000 0.000	1.000 0.000	1.000 0.000	1.000 0.000	1.000 0.000	1.000 0.000	1.000 0.000	1.000 0.000	1.000 0.000	1.000 0.000
PITCHER	IP WLS BF H R ER SO BB IBB HBP BLK WP HR S P ERA WHIP	0.1 0.1 2 0 0 0 0 0 0 0 0 0 0 0 4 6 0.00 3.000	0 0 0 0 0 0 0 0 0 0 0 0 0 0 4 6 0.00 3.000	0 0 0 0 0 0 0 0 0 0 0 0 0 0 4 6 0.00 3.000	0 0 0 0 0 0 0 0 0 0 0 0 0 0 4 6 0.00 3.000	0 0 0 0 0 0 0 0 0 0 0 0 0 0 4 6 0.00 3.000	0 0 0 0 0 0 0 0 0 0 0 0 0 0 4 6 0.00 3.000	0 0 0 0 0 0 0 0 0 0 0 0 0 0 4 6 0.00 3.000	0.1 0.1 2 0 0 0 0 0 0 0 0 0 0 0 4 6 0.00 3.000	1.000 0.000	1.000 0.000	1.000 0.000	1.000 0.000	1.000 0.000	1.000 0.000	1.000 0.000	1.000 0.000	1.000 0.000	1.000 0.000	1.000 0.000	1.000 0.000	1.000 0.000	1.000 0.000	1.000 0.000

Baltimore Orioles @ Washington Nationals
Nationals Park, Washington, DC
Sun Jun 29 2008, 1:35 PM EDT
Att. 39,824 - Partly Cloudy - 90°F

AB 43
R 2
H 9
RBI 2
BB 1
SO 8
LOB 15

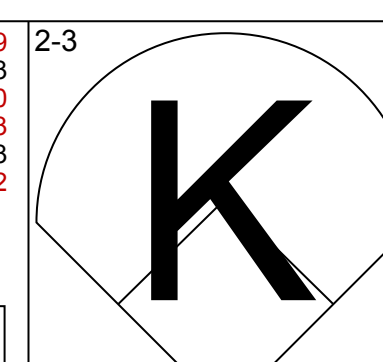
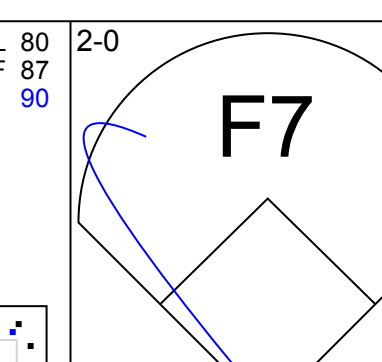
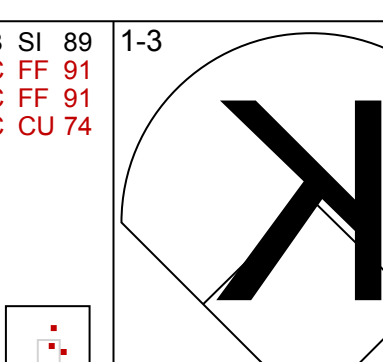
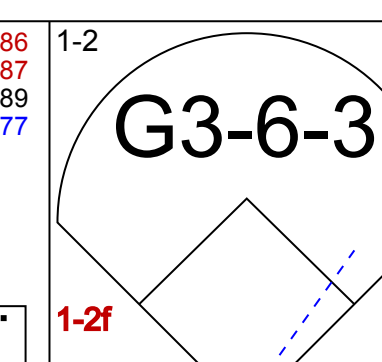
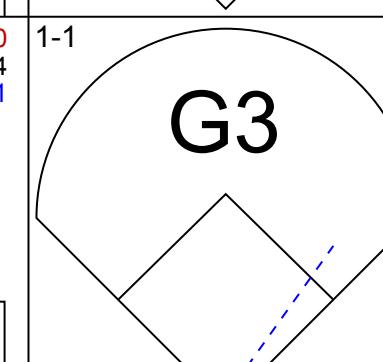
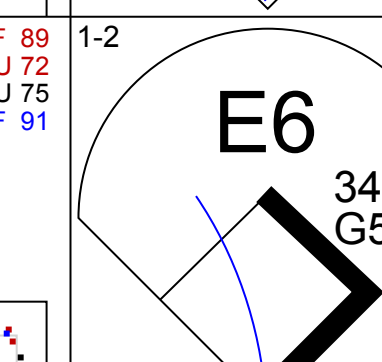
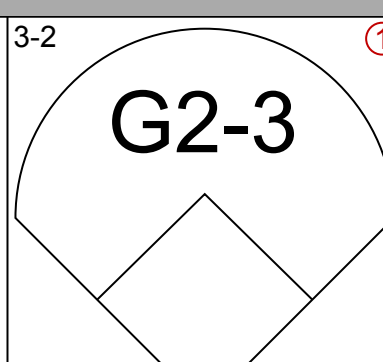
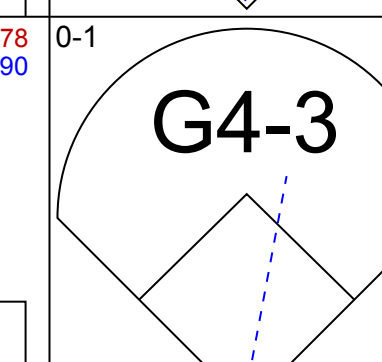
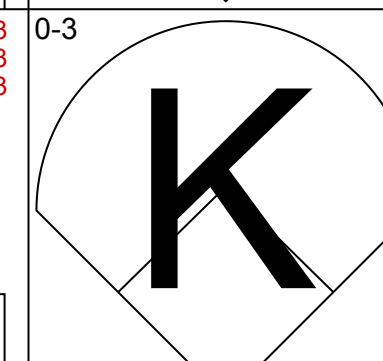
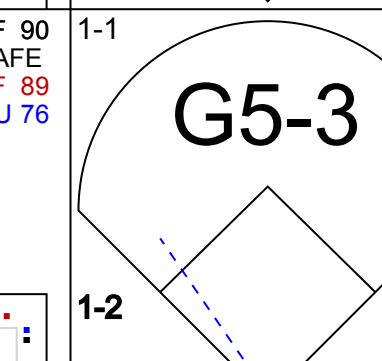
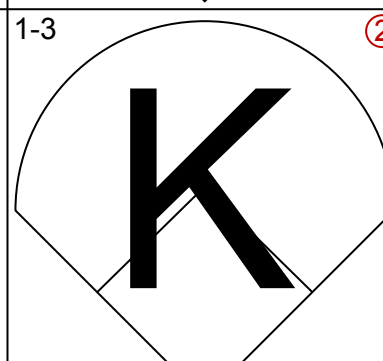
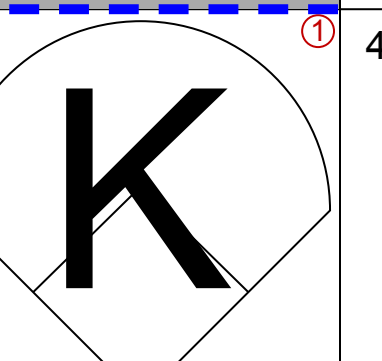
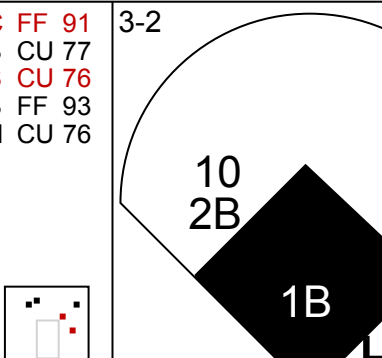
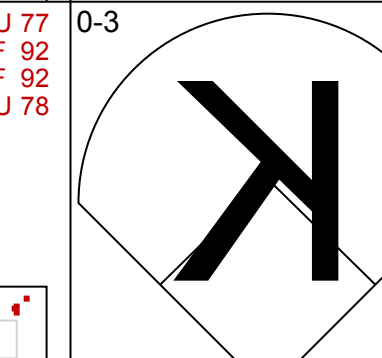
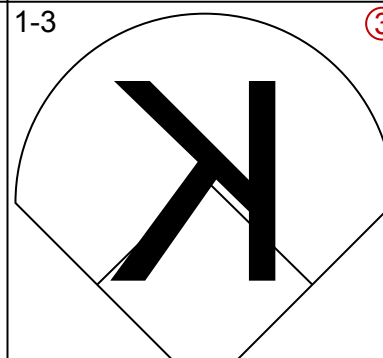
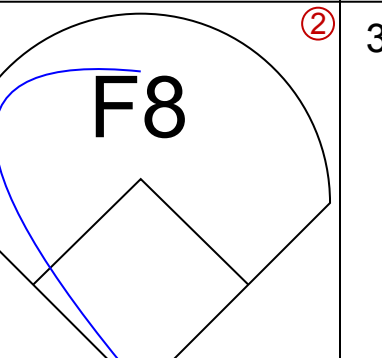
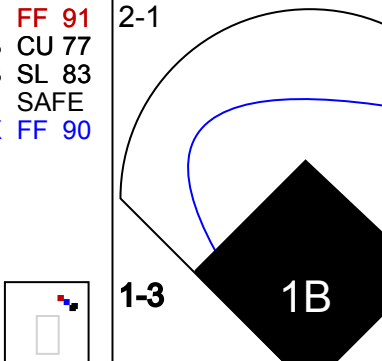
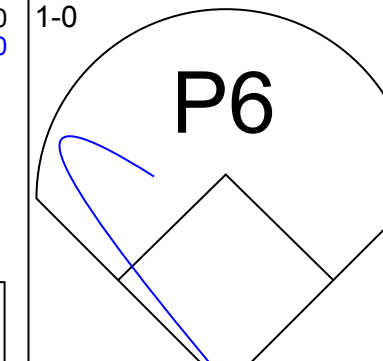
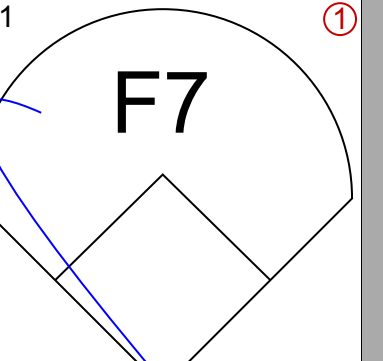
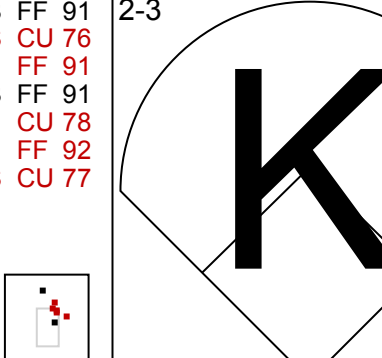
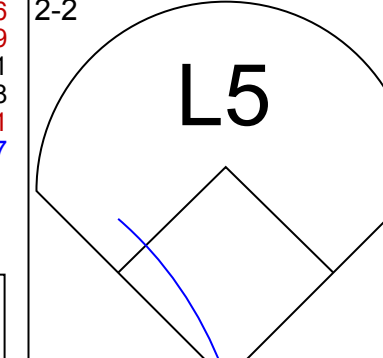
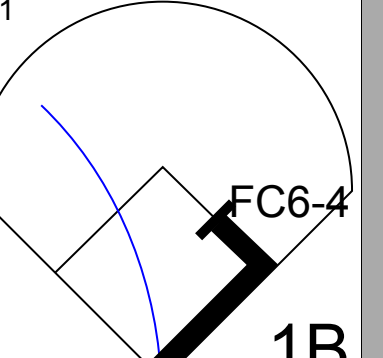
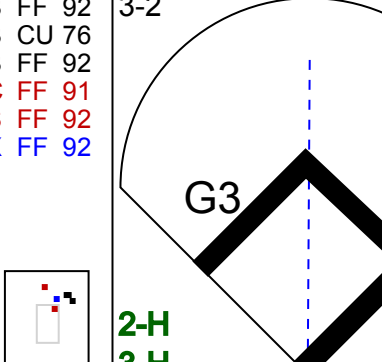
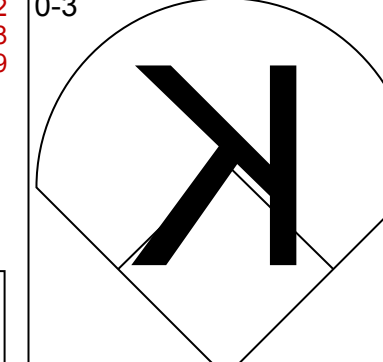
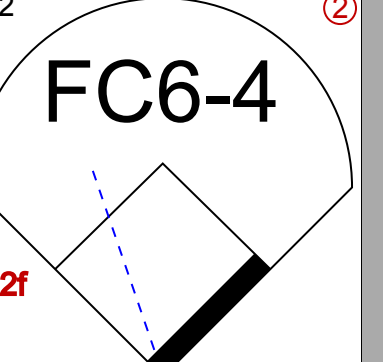
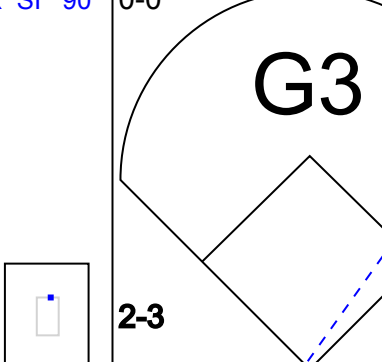
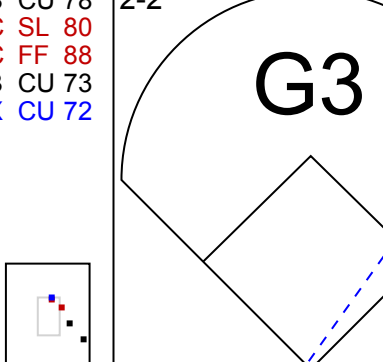
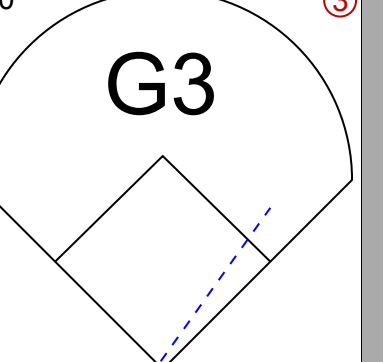
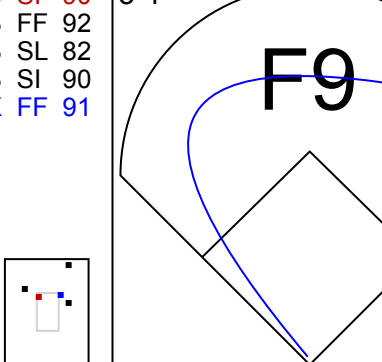
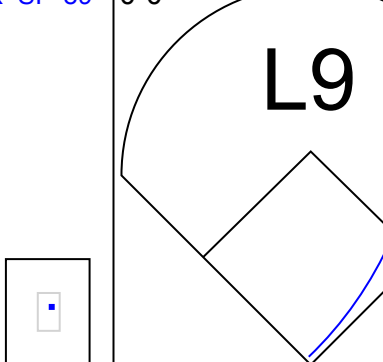
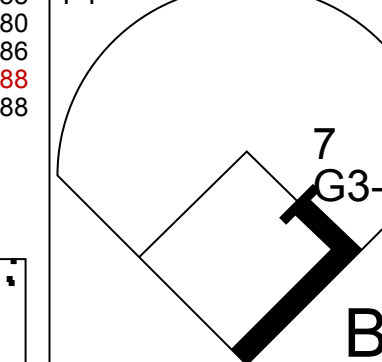


Batter	1	2	3	4	5	6	7	8	9	10	11	12	AB	R	H	RBI	BB	SO	LOB	BOTTOM					
7 Roger Bernadina, L OBP: 0.200, SLG: 0.200														5	1	1	0	0	0	1					
15 Cristian Guzman, S OBP: 0.341, SLG: 0.435														3	0	1	0	1	1	0					
34 Elijah Dukes, R OBP: 0.363, SLG: 0.375														4	0	0	0	1	2	3					
8 Aaron Boone, R OBP: 0.314, SLG: 0.429														5	0	1	1	0	0	3					
5 Kory Casto, L OBP: 0.291, SLG: 0.292														5	0	0	0	0	0	3					
38 Joel Hanrahan, R OBP: 0.369, SLG: 0.375														0	0	0	0	0	0	0					
26 Willy Mo Peña, R OBP: 0.259, SLG: 0.287														2	0	1	0	1	0	0					
4 Pete Orr, L OBP: 0.182, SLG: 0.182														2	0	1	0	0	1	0					
22 Willie Harris, L OBP: 0.320, SLG: 0.377														4	0	2	0	0	0	2					
Luis Ayala, R ERA: 1.0														0	0	0	0	0	0	0					
Charlie Manning, L ERA: 1.0														0	0	0	0	0	0	0					
Paul Lo Duca, R OBP: 0.276, SLG: 0.250														1	0	0	0	0	0	0					
23 Wil Nieves, R OBP: 0.310, SLG: 0.338														4	0	0	0	0	2	4					
21 Dmitri Young, S OBP: 0.369, SLG: 0.375														0	1	0	0	1	0	0					
57 Jason Bergmann, R ERA: 3.5														2	0	0	0	0	1	1					
3 Jesus Flores, R ERA: 1.2														1	0	1	0	0	0	0					
45 Dennis Sarfate, R ERA: 2.78														0	0	0	0	0	0	0					
10 Ronnie Belliard, R OBP: 0.344, SLG: 0.472														2	1	1	2	0	0	0					
Inning Stats	R: 1 E: 0 K: 0 S: 6	H: 1 LOB: 1 BB: 0 P: 12	R: 0 E: 0 K: 1 S: 12	H: 2 LOB: 1 BB: 0 P: 15	R: 0 E: 0 K: 1 S: 11	H: 0 LOB: 1 BB: 1 P: 18	R: 0 E: 0 K: 1 S: 13	H: 1 LOB: 1 BB: 0 P: 18	R: 0 E: 0 K: 1 S: 9	H: 0 LOB: 0 BB: 0 P: 15	R: 0 E: 0 K: 0 S: 9	H: 0 LOB: 1 BB: 0 P: 10	R: 0 E: 0 K: 1 S: 7	H: 1 LOB: 1 BB: 0 P: 13	R: 0 E: 0 K: 1 S: 10	H: 0 LOB: 0 BB: 0 P: 12	R: 0 E: 0 K: 1 S: 12	H: 1 LOB: 1 BB: 0 P: 17	R: 2 E: 0 K: 10 S: 10	H: 1 LOB: 0 BB: 1 P: 17	1B: 8 2B: 0 3B: 0 HR: 1	SF: 0 SAC: 0 DP: 4 HBP: 1	WP: 0 PB: 0 SB: 0 CS: 1	PA: 46	
PITCHER	IP WLS BF H R ER SO BB IBB HBP BLK WP HR S P ERA WHIP	7.0 1.0 3.0 2.0 2.1 0.1	26 3 0 0 2 0 0 0 0 0 0 0 0 0 9 16 0.00 0.000	6 0 0 0 0 0 0 0 0 0 0 0 0 0 9 16 0.00 0.000	1 0 0 0 0 0 0 0 0 0 0 0 0 0 9 16 0.00 0.000	3 0 0 0 0 0 0 0 0 0 0 0 0 0 9 16 0.00 0.000	1 0 0 0 0 0 0 0 0 0 0 0 0 0 9 16 0.00 0.000	1 0 0 0 0 0 0 0 0 0 0 0 0 0 9 16 0.00 0.000	1.29 0.1	1.000 0.000	1.29 0.000	1.000 0.000	1.000 0.000	1.000 0.000	1.000 0.000	1.000 0.000	1.000 0.000	1.000 0.000	1.000 0.000	1.000 0.000	1.000 0.000	1.000 0.000	1.000 0.000	1.000 0.000	1.000 0.000

Baltimore Orioles @ Washington Nationals
Nationals Park, Washington, DC
Sun Jun 29 2008, 1:35 PM EDT
Att. 39,824 - Partly Cloudy - 90°F


AB 40
R 3
H 9
RBI 3
BB 4
SO 7
LOB 17

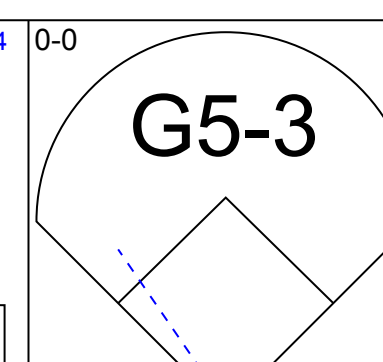
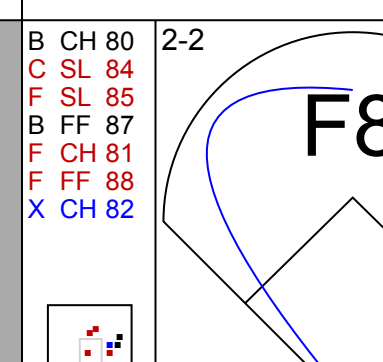
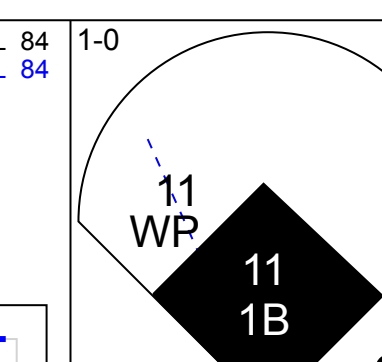
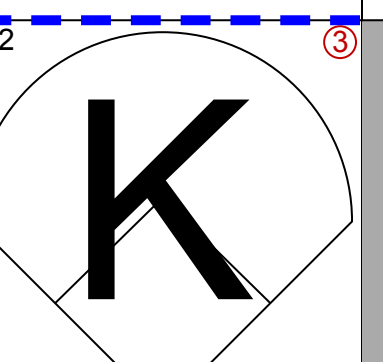
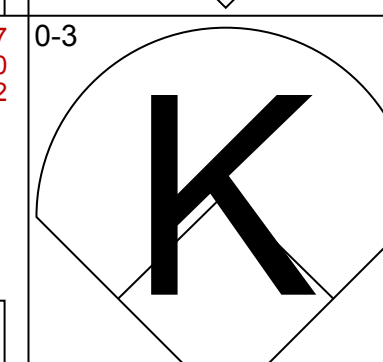
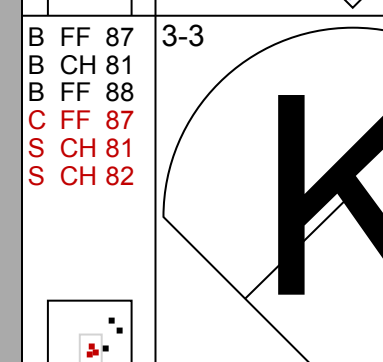
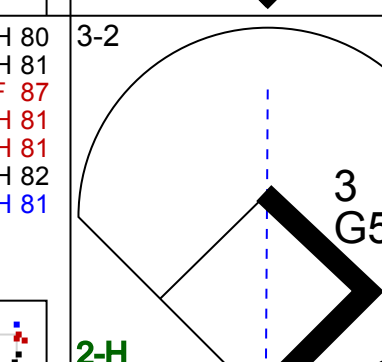

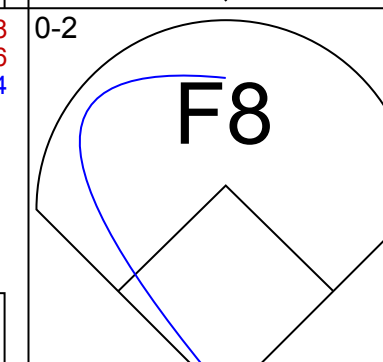
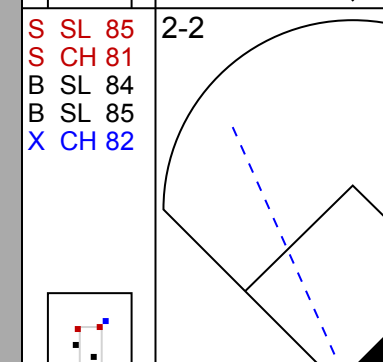
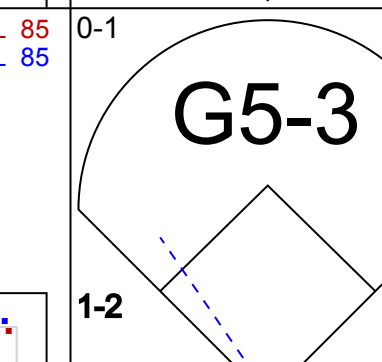

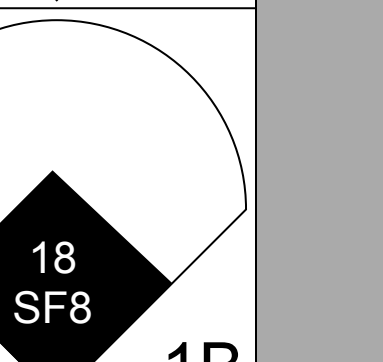
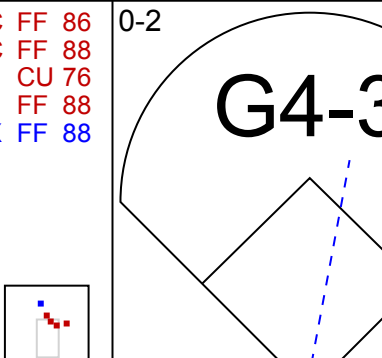
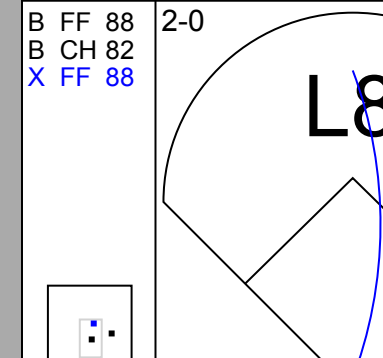
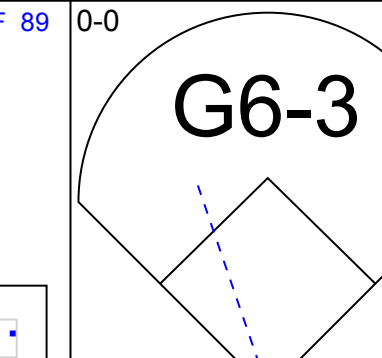
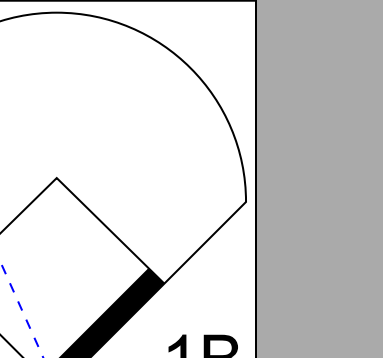
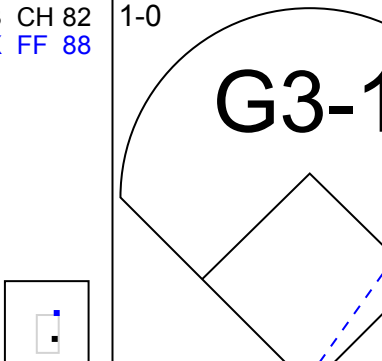
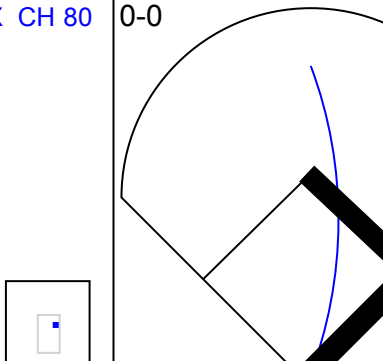
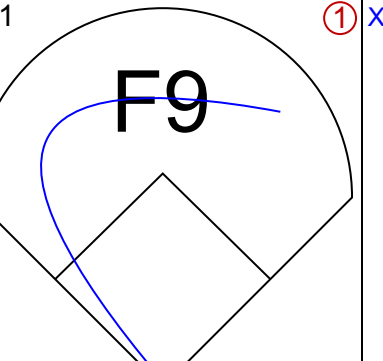
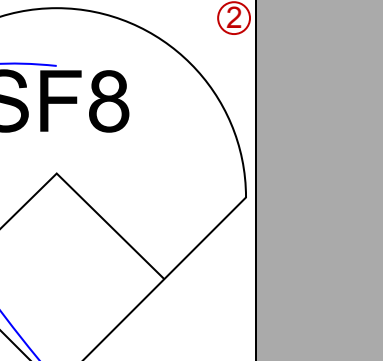
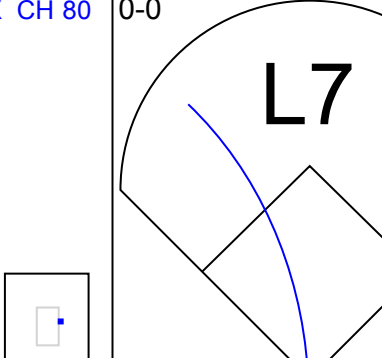


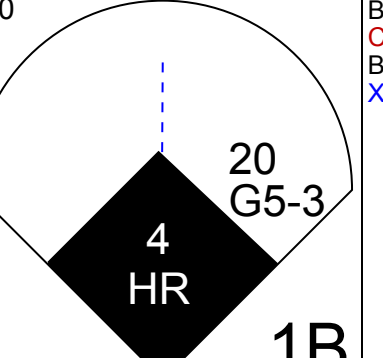
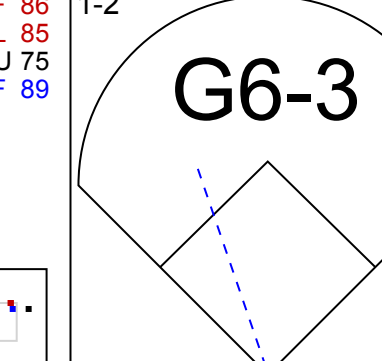
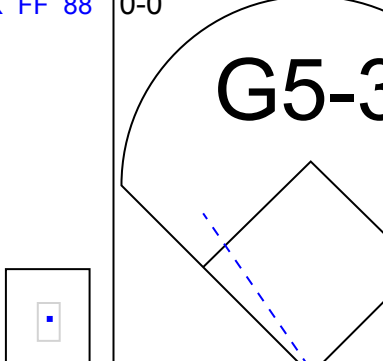
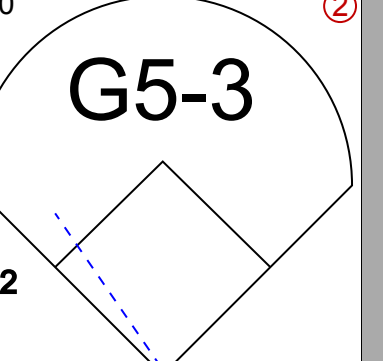
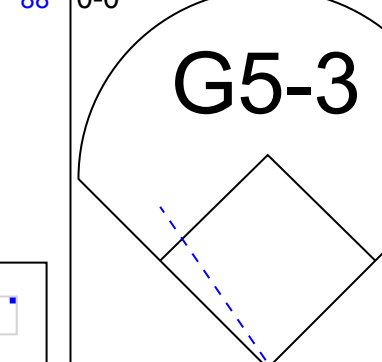
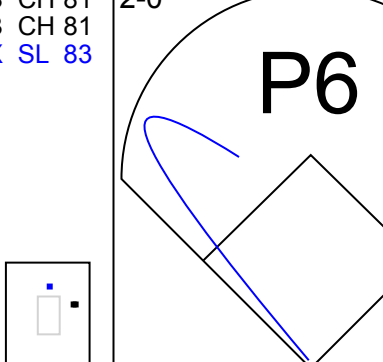
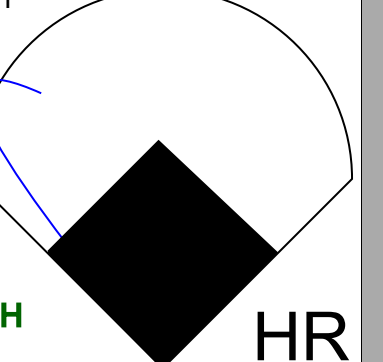
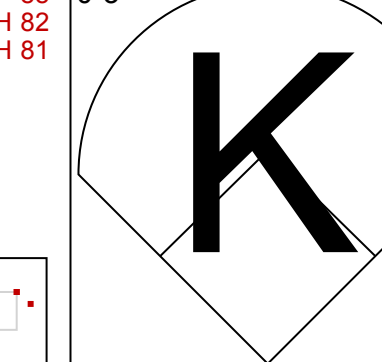
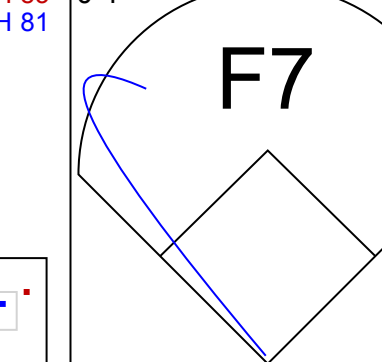
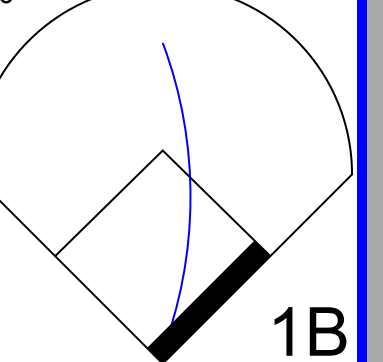


Batter	1	2	3	4	5	6	7	8	9	AB	R	H	RBI	BB	SO	LOB	TOP				
7 Roger Bernadina, L (1.8) OBP: 0.105, SLG: 0.105										4	0	0	0	0	2	1					
22 Willie Harris, L (1.7) OBP: 0.333, SLG: 0.377										4	0	0	0	0	0	1					
34 Elijah Dukes, R (1.9) OBP: 0.362, SLG: 0.406										4	0	0	0	0	3	1					
8 Aaron Boone, R (1.5) OBP: 0.309, SLG: 0.415										3	1	0	0	0	2	1					
10 Ronnie Belliard, R (1.4) OBP: 0.340, SLG: 0.462										4	1	1	0	0	0	0					
3 Jesus Flores, R (1.2) OBP: 0.345, SLG: 0.454										3	0	1	0	0	1	2					
Paul Lo Duca, R (1.3) OBP: 0.307, SLG: 0.291										3	0	1	2	0	1	1					
Felipe Lopez, S (1.6) OBP: 0.321, SLG: 0.327										3	0	0	0	0	0	2					
Odalis Perez, L (1.1) Charlie Manning, L (7.1) 38 Joel Hanrahan, R (7.1) 21 Dmitri Young, S (8. PH) 5 Kory Casto, L (8. PH) 52 Saul Rivera, S (8.1)										2	0	0	0	0	0	1					
Inning Stats	R: 0 E: 0 K: 2 S: 9	H: 0 LOB: 0 BB: 0 P: 12	R: 2 E: 0 K: 1 S: 15	H: 2 LOB: 1 BB: 0 P: 28	R: 0 E: 1 K: 1 S: 10	H: 0 LOB: 1 BB: 0 P: 14	R: 0 E: 0 K: 1 S: 8	H: 0 LOB: 0 BB: 0 P: 11	R: 0 E: 0 K: 2 S: 12	H: 0 LOB: 0 BB: 0 P: 17	R: 0 E: 0 K: 0 S: 8	H: 1 LOB: 1 BB: 0 P: 11	R: 0 E: 0 K: 0 S: 6	H: 0 LOB: 0 BB: 1 P: 11	R: 0 E: 0 K: 1 S: 9	H: 0 LOB: 0 BB: 0 P: 16	1B: 2 2B: 1 3B: 0 HR: 0	SF: 0 SAC: 0 DP: 1 HBP: 1	WP: 0 PB: 0 CS: 0	PA: 32	
PITCHER	IP WLS BF H R ER SO BB IBB HBP BLK WP HR S P ERA WHIP	IP WLS BF H R ER SO BB IBB HBP BLK WP HR S P ERA WHIP	IP WLS BF H R ER SO BB IBB HBP BLK WP HR S P ERA WHIP	IP WLS BF H R ER SO BB IBB HBP BLK WP HR S P ERA WHIP	IP WLS BF H R ER SO BB IBB HBP BLK WP HR S P ERA WHIP	IP WLS BF H R ER SO BB IBB HBP BLK WP HR S P ERA WHIP	IP WLS BF H R ER SO BB IBB HBP BLK WP HR S P ERA WHIP	IP WLS BF H R ER SO BB IBB HBP BLK WP HR S P ERA WHIP	IP WLS BF H R ER SO BB IBB HBP BLK WP HR S P ERA WHIP	IP WLS BF H R ER SO BB IBB HBP BLK WP HR S P ERA WHIP	IP WLS BF H R ER SO BB IBB HBP BLK WP HR S P ERA WHIP	IP WLS BF H R ER SO BB IBB HBP BLK WP HR S P ERA WHIP	IP WLS BF H R ER SO BB IBB HBP BLK WP HR S P ERA WHIP	IP WLS BF H R ER SO BB IBB HBP BLK WP HR S P ERA WHIP	IP WLS BF H R ER SO BB IBB HBP BLK WP HR S P ERA WHIP	IP WLS BF H R ER SO BB IBB HBP BLK WP HR S P ERA WHIP	IP WLS BF H R ER SO BB IBB HBP BLK WP HR S P ERA WHIP	IP WLS BF H R ER SO BB IBB HBP BLK WP HR S P ERA WHIP	IP WLS BF H R ER SO BB IBB HBP BLK WP HR S P ERA WHIP	IP WLS BF H R ER SO BB IBB HBP BLK WP HR S P ERA WHIP	IP WLS BF H R ER SO BB IBB HBP BLK WP HR S P ERA WHIP

Washington Nationals @ Florida Marlins
Dolphin Stadium, Miami, FL
Wed Jul 02 2008, 12:10 PM EDT
Att: 23,624 - Partly Cloudy - 87 F


AB 30
R 2
H 3
RBI 2
BB 1
SO 9
LOB 10

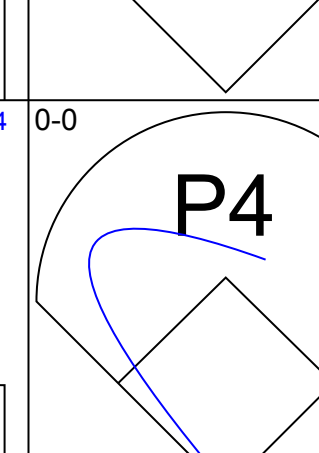
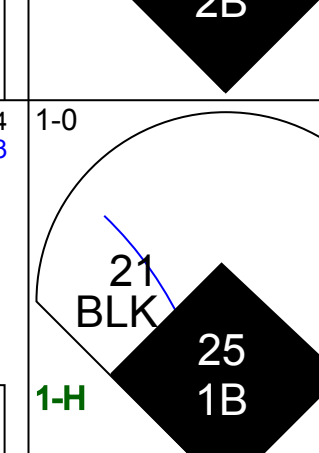
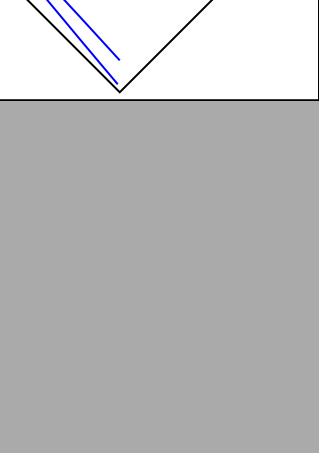


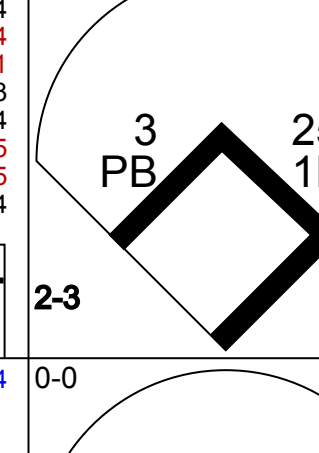

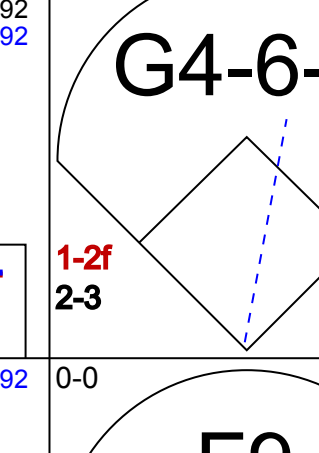

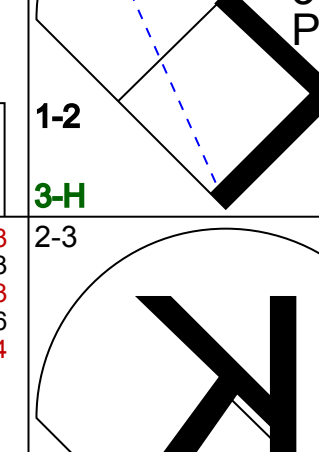
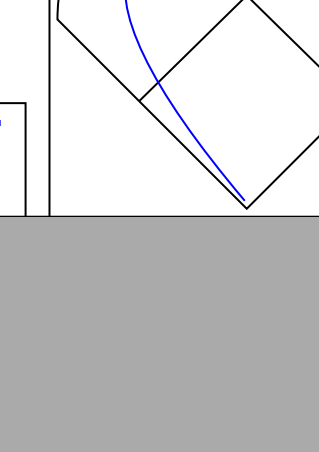
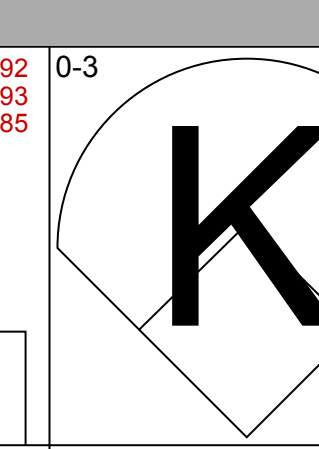
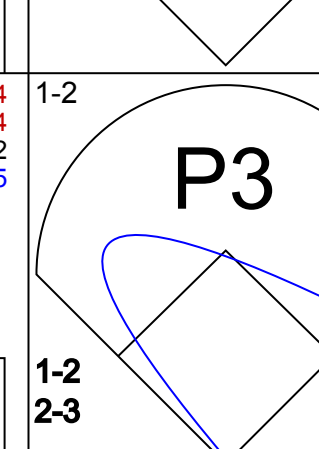

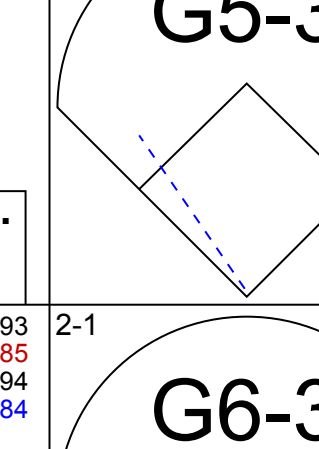


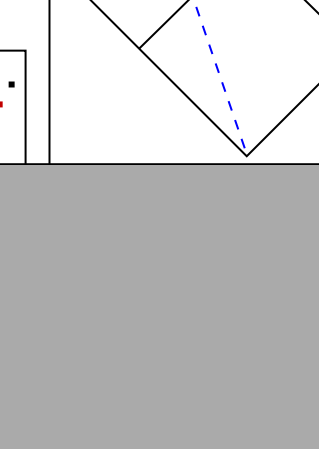
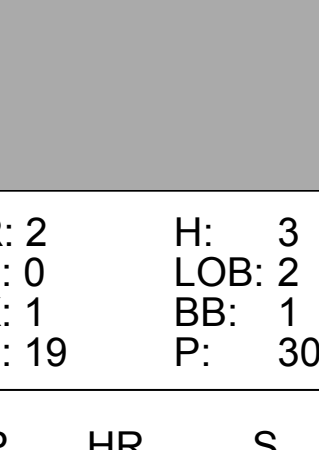
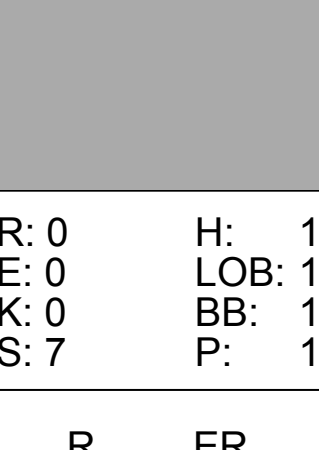
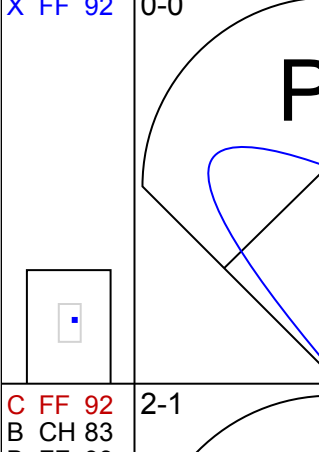


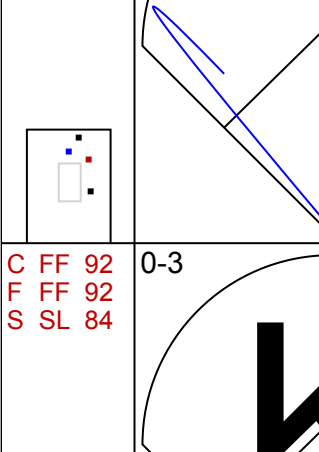
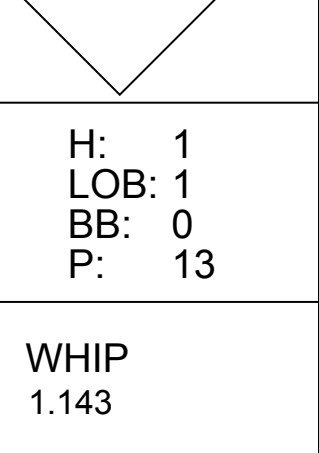

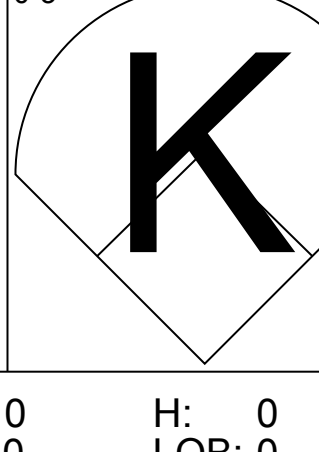
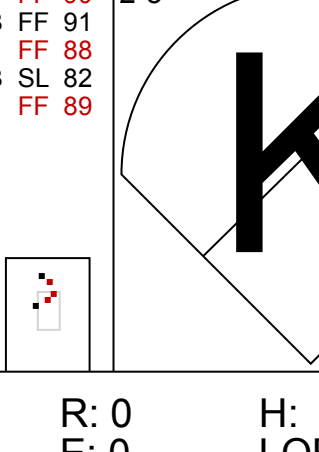
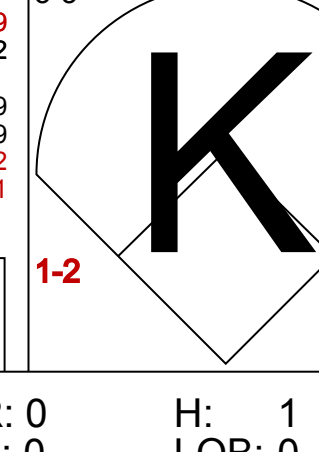


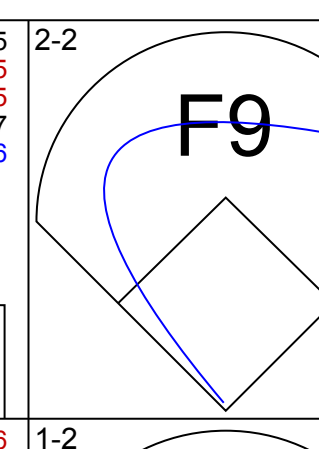
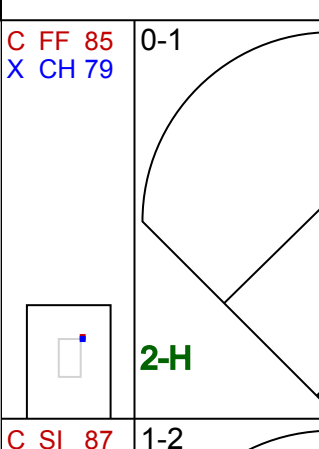
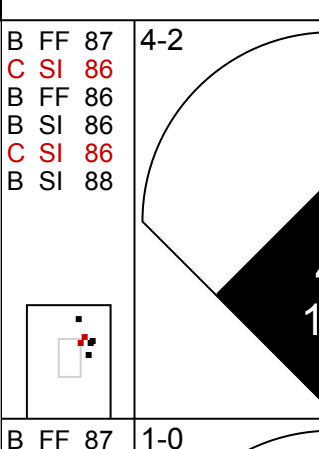
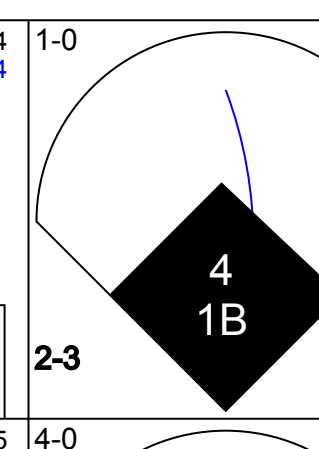
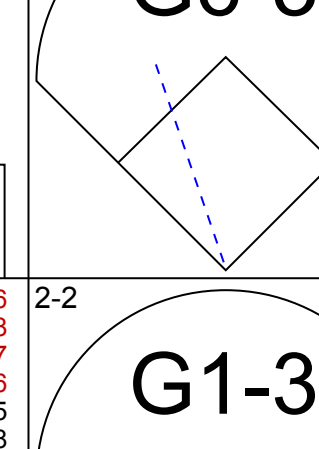
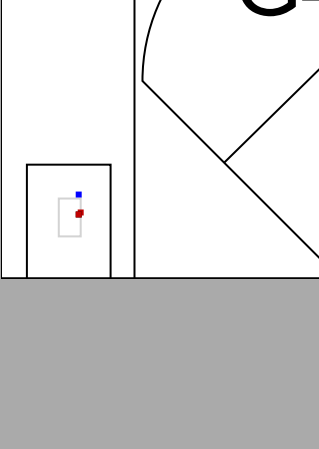
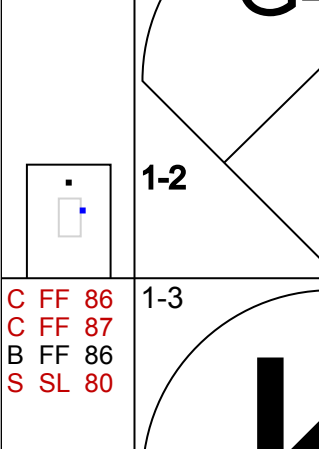
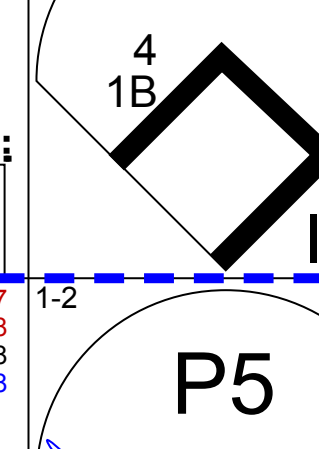
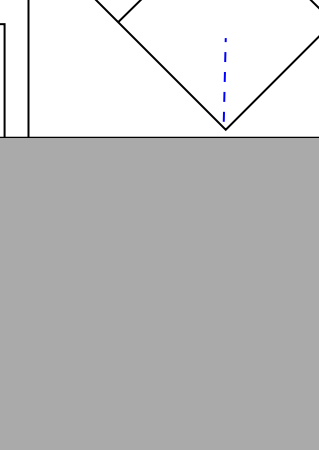
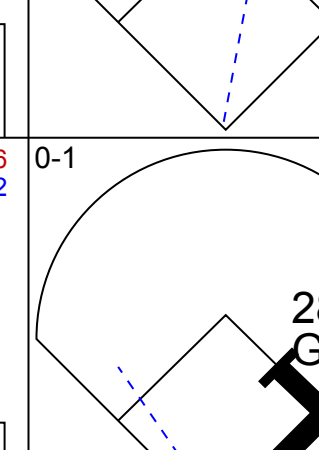
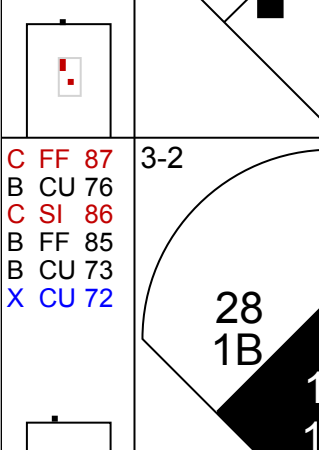
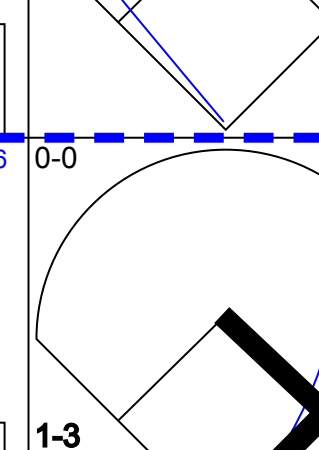
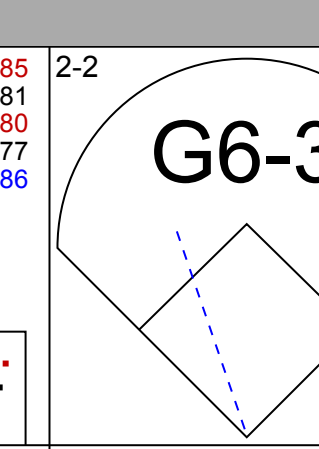
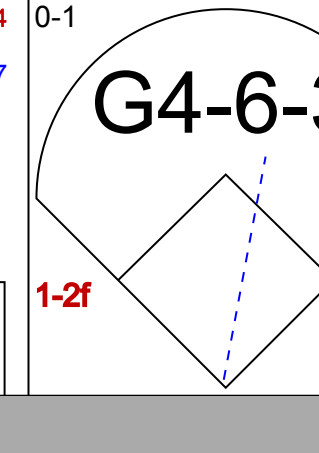
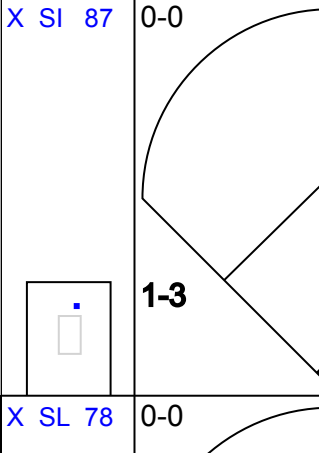
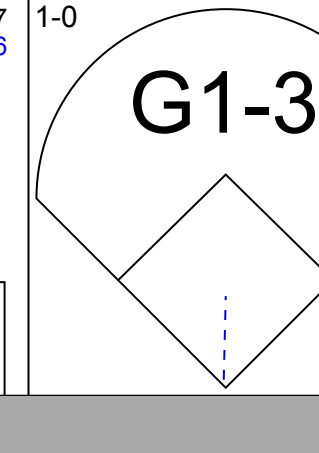
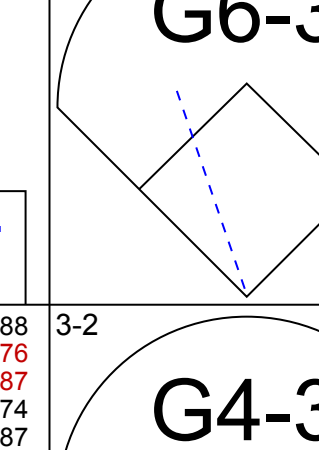

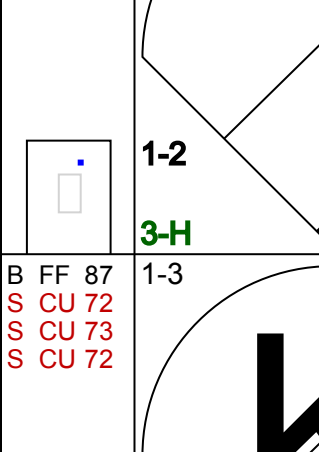

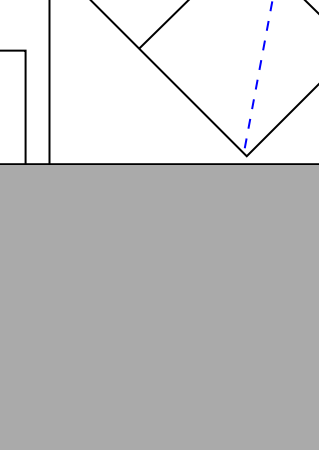
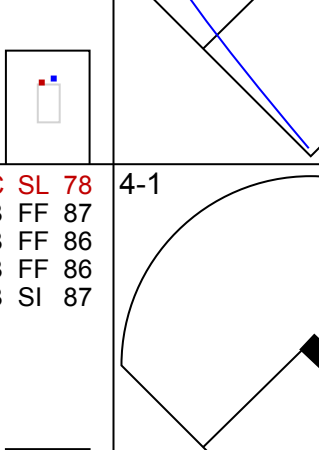
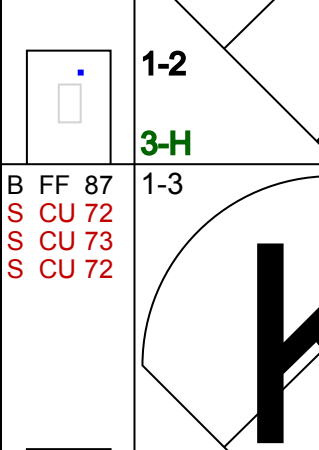
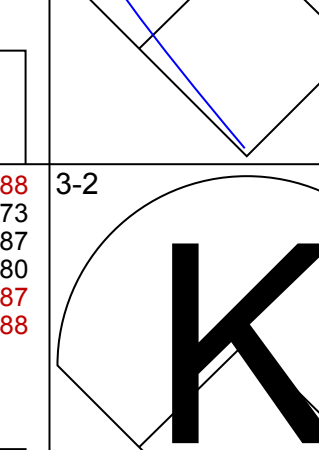
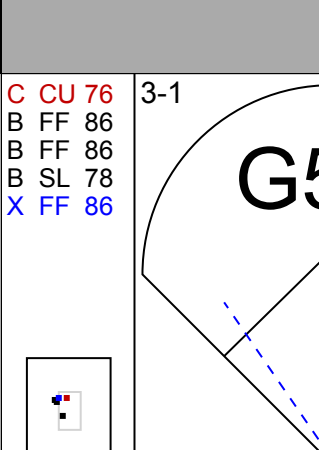
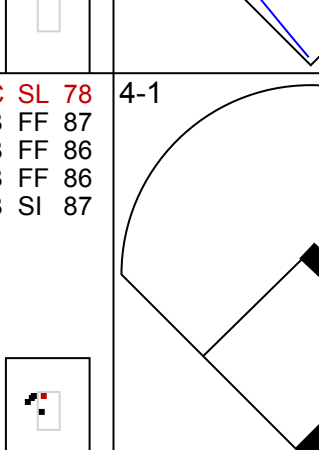
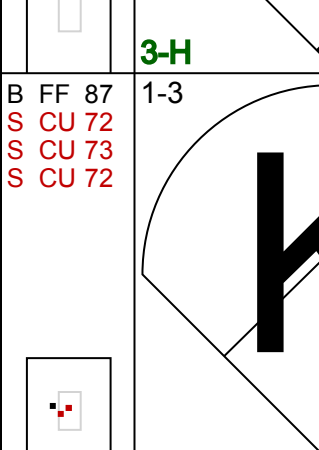
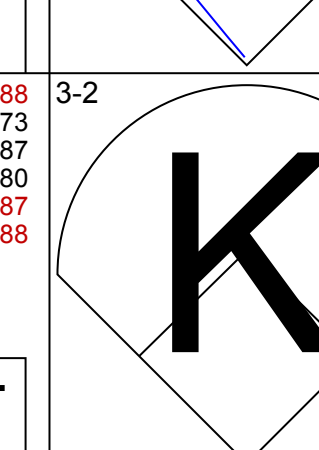

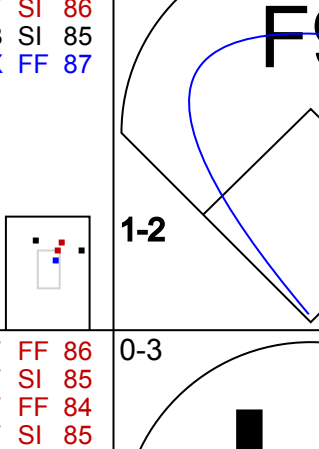

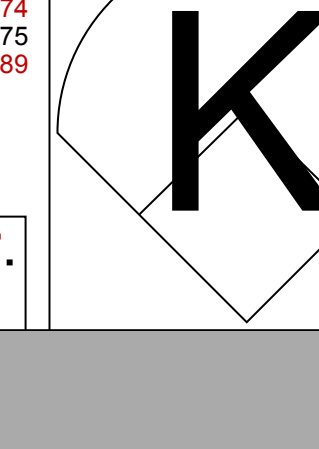
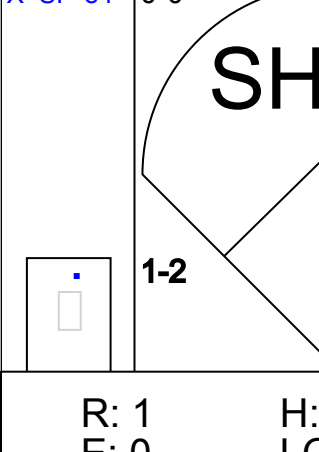
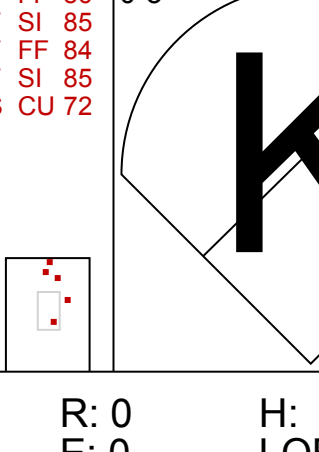

Batter	1	2	3	4	5	6	7	8	9	AB	R	H	RBI	BB	SO	LOB	BOTTOM				
2 Hanley Ramirez, R (1.6) OBP: 0.383, SLG: 0.544										4	1	1	0	0	1	1					
11 Robert Andino, R (1.4) OBP: 0.271, SLG: 0.364										4	0	1	1	0	3	0					
3 Jorge Cantu, R (1.3) OBP: 0.320, SLG: 0.461										4	1	2	0	0	0	1					
Josh Willingham, R (1.7) OBP: 0.378, SLG: 0.575										4	0	1	0	0	0	2					
18 Wes Helms, R (1.5) OBP: 0.307, SLG: 0.388										3	0	1	1	0	0	0					
12 Cody Ross, R (1.9) OBP: 0.288, SLG: 0.480										4	1	1	0	0	0	2					
20 Matt Treanor, R (1.2) OBP: 0.305, SLG: 0.298										3	0	0	0	0	0	2					
4 Alfredo Amezaga, S (1.8) OBP: 0.318, SLG: 0.361										3	1	1	2	0	0	1					
47 Ricky Nolasco, R (1.1) Luis Gonzalez, L (7. PH) 37 Renyel Pinto, L (8.1) Kevin Gregg, R (9.1)										2	0	0	0	0	1	0					
Inning Stats	R: 0 E: 0 K: 1 S: 7	H: 0 LOB: 0 BB: 0 P: 7	R: 0 E: 0 K: 0 S: 7	H: 0 LOB: 0 BB: 0 P: 8	R: 0 E: 0 K: 1 S: 7	H: 0 LOB: 0 BB: 0 P: 8	R: 0 E: 0 K: 1 S: 12	H: 1 LOB: 1 BB: 0 P: 21	R: 0 E: 0 K: 0 S: 6	H: 1 LOB: 1 BB: 0 P: 10	R: 1 E: 0 K: 0 S: 10	H: 2 LOB: 1 BB: 0 P: 14	R: 2 E: 0 K: 1 S: 10	H: 3 LOB: 1 BB: 0 P: 20	R: 1 E: 0 K: 1 S: 10	H: 2 LOB: 1 BB: 0 P: 17	1B: 6 2B: 2 3B: 0 HR: 1	SF: 1 SAC: 0 DP: 0 HBP: 0	WP: 1 PB: 0 CS: 0	PA: 33	
PITCHER	IP WLS BF H R ER SO BB IBB HBP BLK WP HR S P ERA WHIP	IP WLS BF H R ER SO BB IBB HBP BLK WP HR S P ERA WHIP	IP WLS BF H R ER SO BB IBB HBP BLK WP HR S P ERA WHIP	IP WLS BF H R ER SO BB IBB HBP BLK WP HR S P ERA WHIP	IP WLS BF H R ER SO BB IBB HBP BLK WP HR S P ERA WHIP	IP WLS BF H R ER SO BB IBB HBP BLK WP HR S P ERA WHIP	IP WLS BF H R ER SO BB IBB HBP BLK WP HR S P ERA WHIP	IP WLS BF H R ER SO BB IBB HBP BLK WP HR S P ERA WHIP	IP WLS BF H R ER SO BB IBB HBP BLK WP HR S P ERA WHIP	IP WLS BF H R ER SO BB IBB HBP BLK WP HR S P ERA WHIP	IP WLS BF H R ER SO BB IBB HBP BLK WP HR S P ERA WHIP	IP WLS BF H R ER SO BB IBB HBP BLK WP HR S P ERA WHIP	IP WLS BF H R ER SO BB IBB HBP BLK WP HR S P ERA WHIP	IP WLS BF H R ER SO BB IBB HBP BLK WP HR S P ERA WHIP	IP WLS BF H R ER SO BB IBB HBP BLK WP HR S P ERA WHIP	IP WLS BF H R ER SO BB IBB HBP BLK WP HR S P ERA WHIP	IP WLS BF H R ER SO BB IBB HBP BLK WP HR S P ERA WHIP	IP WLS BF H R ER SO BB IBB HBP BLK WP HR S P ERA WHIP	IP WLS BF H R ER SO BB IBB HBP BLK WP HR S P ERA WHIP	IP WLS BF H R ER SO BB IBB HBP BLK WP HR S P ERA WHIP	IP WLS BF H R ER SO BB IBB HBP BLK WP HR S P ERA WHIP

Washington Nationals @ Florida Marlins
Dolphin Stadium, Miami, FL
Wed Jul 02 2008, 12:10 PM EDT
Att: 23,624 - Partly Cloudy - 87 F

AB 32
R 4
H 9
RBI 4
BB 0
SO 5
LOB 9



Batter	1	2	3	4	5	6	7	8	9	AB	R	H	RBI	BB	SO	LOB	TOP					
7 Roger Bernadina, L (1,8) OBP: 0.087, SLG: 0.087										4	0	0	0	0	2	1	Washington Nationals @ Cincinnati Reds Great American Ball Park, Cincinnati, OH Thu Jul 03 2008, 7:10 PM EDT Att. 23,259 - Rain - 72 F					
15 Cristian Guzman, S (1,6) OBP: 0.345, SLG: 0.437										4	1	2	0	0	1	1						
34 Elijah Dukes, R (1,7) OBP: 0.370, SLG: 0.435									3	2	2	2	1	0	0							
21 Dmitri Young, S (1,3) OBP: 0.370, SLG: 0.397									3	0	1	0	1	1	2							
25 Austin Kearns, R (1,9) OBP: 0.294, SLG: 0.266									4	0	1	1	0	0	2							
10 Ronnie Belliard, R (1,5) OBP: 0.331, SLG: 0.448									4	0	0	0	0	1	3							
3 Jesus Flores, R (1,2) OBP: 0.337, SLG: 0.442									4	0	0	0	0	1	3							
22 Willie Harris, L (1,4) OBP: 0.338, SLG: 0.381									4	0	2	0	0	0	0							
31 John Lannan, L (1,1) Felipe Lopez, S (7,PH) Jesus Colon, R (7,1) Charlie Manning, L (7,1) Luis Ayala, R (7,1) 59 Steven Shell, R (8,1)									2	0	0	0	0	0	2	1						
Inning Stats	R: 0 E: 0 K: 2 S: 8	H: 0 LOB: 0 BB: 0 P: 9	R: 0 E: 0 K: 1 S: 6	H: 0 LOB: 0 BB: 0 P: 9	R: 0 E: 0 K: 1 S: 6	H: 0 LOB: 0 BB: 0 P: 8	R: 2 E: 0 K: 1 S: 19	H: 3 LOB: 2 BB: 1 P: 30	R: 0 E: 0 K: 1 S: 9	H: 1 LOB: 1 BB: 0 P: 13	R: 1 E: 0 K: 0 S: 10	H: 2 LOB: 1 BB: 0 P: 13	R: 0 E: 0 K: 2 S: 9	H: 1 LOB: 1 BB: 0 P: 13	R: 0 E: 0 K: 0 S: 7	H: 1 LOB: 1 BB: 0 P: 12		R: 0 E: 0 K: 1 S: 10	H: 0 LOB: 0 BB: 0 P: 12	1B: 4 2B: 4 3B: 0 HR: 1	SF: 0 SAC: 0 DP: 2 HBP: 0	WP: 0 PB: 1 SB: 0 CS: 1
PITCHER	IP WLS BF H R ER SO BB IBB HBP BLK WP HR S P ERA WHIP																					
47 Johnny Cueto, R (1,1) ERA: 4.63	7.0 W 28 7 3 3 8 1 0 0 1 0 1 67 95 3.86 1.143																					
51 Jared Burton, R (8,1) ERA: 2.38	1.0 H 4 1 0 0 0 1 0 0 0 0 0 0 7 12 0.00 2.000																					
48 Francisco Cordero, R (9,1) ERA: 2.39	1.0 S 3 0 0 0 1 0 0 0 0 0 0 0 10 12 0.00 0.000																					

Batter	1	2	3	4	5	6	7	8	9	AB	R	H	RBI	BB	SO	LOB	BOTTOM			
15 Jerry Hairston, R (1,8) OBP: 0.382, SLG: 0.481										3	2	2	1	1	0	0	Washington Nationals @ Cincinnati Reds Great American Ball Park, Cincinnati, OH Thu Jul 03 2008, 7:10 PM EDT Att. 23,259 - Rain - 72 F			
Jeff Keppinger, R (1,6) OBP: 0.383, SLG: 0.411										3	0	0	0	1	0	2				
Ken Griffey Jr., L (1,9) OBP: 0.543, SLG: 0.394 51 Jared Burton, R (8,1) 48 Francisco Cordero, R (9,1)										4	0	0	0	0	1	4				
4 Brandon Phillips, R (1,4) OBP: 0.332, SLG: 0.494									4	1	3	3	0	0	0					
28 Edwin Encarnación, R (1,5) OBP: 0.333, SLG: 0.450									4	0	1	0	0	0	3					
19 Joey Votto, L (1,3) OBP: 0.346, SLG: 0.475										4	0	1	1	0	0					
32 Jay Bruce, L (1,7) OBP: 0.358, SLG: 0.466										3	0	0	0	1	2	2				
David Ross, R (1,2) OBP: 0.364, SLG: 0.337										3	1	0	0	1	1	1				
47 Johnny Cueto, R (1,1) OBP: 0.148, SLG: 0.042 Corey Patterson, L (7,PH) 59 Steven Shell, R (8,1)										1	0	0	0	0	1	1				
Inning Stats	R: 0 E: 0 K: 0 S: 11	H: 0 LOB: 0 BB: 0 P: 16	R: 0 E: 0 K: 0 S: 7	H: 0 LOB: 0 BB: 0 P: 12	R: 1 E: 0 K: 0 S: 10	H: 1 LOB: 1 BB: 1 P: 18	R: 0 E: 0 K: 0 S: 5	H: 1 LOB: 0 BB: 0 P: 6	R: 0 E: 0 K: 1 S: 11	H: 0 LOB: 1 BB: 1 P: 17	R: 2 E: 0 K: 2 S: 14	H: 3 LOB: 2 BB: 1 P: 24	R: 2 E: 1 K: 0 S: 10	H: 2 LOB: 2 BB: 1 P: 18	R: 0 E: 0 K: 2 S: 8	H: 0 LOB: 0 BB: 0 P: 14		1B: 7 2B: 0 3B: 0 HR: 0	SF: 0 SAC: 1 DP: 1 HBP: 0	WP: 0 PB: 1 SB: 0 CS: 0
PITCHER	IP WLS BF H R ER SO BB IBB HBP BLK WP HR S P ERA WHIP																			
31 John Lannan, L (1,1) ERA: 3.6	6.0 L 25 5 3 3 3 3 0 0 0 0 0 0 58 93 4.50 1.333																			
Jesus Colome, R (7,1) ERA: 5.8	0.1 4 1 2 0 0 0 1 0 0 0 0 0 5 11 0.00 3.000																			
Charlie Manning, L (7,1) ERA: 4.86	0.1 1 0 0 0 0 0 0 0 0 0 0 0 3 4 0.00 0.000																			
Luis Ayala, R (7,1) ERA: 5.4	0.1 2 1 0 0 0 0 0 0 0 0 0 0 2 3 0.00 3.000																			
59 Steven Shell, R (8,1) ERA: 4.5	1.0 3 0 0 0 2 0 0 0 0 0 0 0 8 14 0.00 0.000																			

AB 33
R 3
H 8
RBI 3
BB 2
SO 9
LOB 14



AB 30
R 5
H 7
RBI 5
BB 4
SO 5
LOB 13



Batter	1	2	3	4	5	6	7	8	9	AB	R	H	RBI	BB	SO	LOB	TOP										
22 Willie Harris, L (1,8) OBP: 0.333, SLG: 0.374										5	0	1	0	0	2	2	Washington Nationals @ Cincinnati Reds Great American Ball Park, Cincinnati, OH Fri Jul 04, 2008, 1:15 PM EDT Att: 22,626 - Cloudy - 69 F										
15 Cristian Guzman, S (1,6) OBP: 0.343, SLG: 0.434										5	0	1	0	0	1	3											
34 Elijah Dukes, R (1,7) OBP: 0.368, SLG: 0.430										4	0	1	0	0	2	2											
21 Dmitri Young, S (1,3) OBP: 0.386, SLG: 0.414										2	0	2	0	2	0	0											
25 Austin Kearns, R (1,9) OBP: 0.287, SLG: 0.259										4	0	0	0	0	1	6											
10 Ronnie Belliard, R (1,5) OBP: 0.329, SLG: 0.442										4	0	1	0	0	1	2											
Paul Lo Duca, R (1,2) OBP: 0.315, SLG: 0.293										3	0	1	0	1	0	1											
Felipe Lopez, S (1,4) OBP: 0.315, SLG: 0.321										4	0	0	0	0	0	4											
57 Jason Bergmann, R (1,1) OBP: 0.341, SLG: 0.446										2	0	0	0	0	0	1											
8 Aaron Boone, R (7,PH) OBP: 0.307, SLG: 0.413										1	0	0	0	0	0	0											
59 Steven Shell, R (7,1)										0	0	0	0	0	0	0											
3 Jesus Flores, R (9,PH)										1	0	1	0	0	0	0											
Inning Stats	R: 0 H: 1 E: 0 K: 0 S: 7	H: 1 LOB: 2 BB: 1 P: 13	R: 0 H: 1 E: 0 K: 0 S: 8	H: 1 LOB: 1 BB: 0 P: 12	R: 0 H: 1 E: 0 K: 2 S: 10	H: 0 LOB: 0 BB: 1 P: 19	R: 0 H: 0 E: 0 K: 1 S: 8	H: 0 LOB: 0 BB: 0 P: 14	R: 0 H: 1 E: 0 K: 0 S: 14	H: 1 LOB: 2 BB: 1 P: 26	R: 0 H: 0 E: 0 K: 1 S: 9	H: 0 LOB: 0 BB: 0 P: 11	R: 0 H: 1 E: 0 K: 2 S: 10	H: 1 LOB: 1 BB: 0 P: 15	R: 0 H: 2 E: 0 K: 1 S: 13	H: 2 LOB: 2 BB: 0 P: 22	1B: 7 2B: 1 3B: 0 HR: 0	SF: 0 SAC: 0 DP: 0 HBP: 0	WP: 0 PA: 38 PB: 0 SB: 0 CS: 0								
PITCHER	IP	WLS	BF	H	R	ER	SO	BB	IBB	HBP	BLK	WP	HR	S	P	ERA	WHIP										
61 Bronson Arroyo, R (1,1) ERA: 5.82	6.0	W	26	5	0	0	3	3	0	0	0	0	0	54	95	0.00	1.333										
David Weathers, R (7,1) ERA: 4.01	1.0	H	3	0	0	0	1	0	0	0	0	0	0	9	11	0.00	0.000										
51 Jared Burton, R (8,1) ERA: 2.33	1.0	H	4	1	0	0	2	0	0	0	0	0	0	10	15	0.00	1.000										
48 Francisco Cordero, R (9,1) ERA: 2.33	1.0	S	5	2	0	0	1	0	0	0	0	0	0	13	22	0.00	2.000										

Batter	1	2	3	4	5	6	7	8	9	AB	R	H	RBI	BB	SO	LOB	BOTTOM										
15 Jerry Hairston, R (1,6) OBP: 0.379, SLG: 0.475										4	0	1	0	0	2	1	Washington Nationals @ Cincinnati Reds Great American Ball Park, Cincinnati, OH Fri Jul 04, 2008, 1:15 PM EDT Att: 22,626 - Cloudy - 69 F										
32 Jay Bruce, L (1,8) OBP: 0.355, SLG: 0.467										4	1	1	0	0	0	1											
Ken Griffey Jr., L (1,9) OBP: 0.348, SLG: 0.405										2	1	1	2	2	0	0											
4 Brandon Phillips, R (1,4) OBP: 0.332, SLG: 0.490										3	0	0	0	1	2	1											
Adam Dunn, L (1,7) OBP: 0.389, SLG: 0.511										4	0	2	0	0	0	2											
Corey Patterson, L (8,PR) OBP: 0.219, SLG: 0.339										0	0	0	0	0	0	0											
Jeff Keppinger, R (1,5) OBP: 0.356, SLG: 0.402										4	0	0	0	0	0	2											
19 Joey Votto, L (1,3) OBP: 0.348, SLG: 0.473										3	0	1	0	1	0	0											
Paul Bako, L (1,2) OBP: 0.299, SLG: 0.368										2	1	1	0	1	1	0											
61 Bronson Arroyo, R (1,1) OBP: 0.242, SLG: 0.267										2	0	0	0	0	1	0											
Andy Phillips, R (6,PH) OBP: 0.207, SLG: 0.185										1	0	0	0	0	0	2											
David Weathers, R (7,1)										0	0	0	0	0	0	0											
51 Jared Burton, R (8,1)										0	0	0	0	0	0	0											
48 Francisco Cordero, R (9,1)										0	0	0	0	0	0	0											
Inning Stats	R: 2 H: 3 E: 0 K: 1 S: 11	H: 0 LOB: 0 BB: 0 P: 16	R: 0 H: 0 E: 0 K: 2 S: 12	H: 0 LOB: 0 BB: 0 P: 17	R: 0 H: 1 E: 0 K: 0 S: 10	H: 1 LOB: 2 BB: 2 P: 23	R: 1 H: 0 E: 1 K: 1 S: 12	H: 0 LOB: 1 BB: 1 P: 21	R: 0 H: 0 E: 0 K: 1 S: 7	H: 0 LOB: 0 BB: 0 P: 12	R: 0 H: 2 E: 0 K: 0 S: 12	H: 2 LOB: 2 BB: 0 P: 17	R: 0 H: 0 E: 0 K: 1 S: 10	H: 0 LOB: 1 BB: 1 P: 17	R: 0 H: 1 E: 0 K: 0 S: 8	H: 1 LOB: 1 BB: 1 P: 16	1B: 5 2B: 2 3B: 0 HR: 1	SF: 0 SAC: 0 DP: 2 HBP: 0	WP: 0 PA: 35 PB: 0 SB: 0 CS: 1								
PITCHER	IP	WLS	BF	H	R	ER	SO	BB	IBB	HBP	BLK	WP	HR	S	P	ERA	WHIP										
57 Jason Bergmann, R (1,1) ERA: 4.15	6.0	L	27	6	3	2	5	3	0	0	0	0	0	64	106	3.00	1.500										
59 Steven Shell, R (7,1) ERA: 3.6	2.0		7	1	0	0	1	2	0	0	0	0	0	18	33	0.00	1.500										



Batter	1	2	3	4	5	6	7	8	9	AB	R	H	RBI	BB	SO	LOB	TOP							
Felipe Lopez, S (1,4) OBP: 0.320, SLG: 0.327	G2-3		FC4-6 15 BB 10 1B	G4-3			2B		10 E 15 1B	4	2	2	0	1	0	2								
10 Ronnie Belliard, R (1,5) OBP: 0.323, SLG: 0.431	G6-3		15 FC4-6 1B	G6-3			G6-3		15 1B	5	1	1	1	0	0	4								
15 Cristian Guzman, S (1,6) OBP: 0.340, SLG: 0.429	G4-3		FC4-6 21 BB 25 BB				K		25 1B	5	0	1	2	0	2	3								
25 Austin Kearns, R (1,9) OBP: 0.300, SLG: 0.267			21 BB				F9			4	0	2	1	1	1	0								
21 Dmitri Young, S (1,3) OBP: 0.386, SLG: 0.403																								
8 Aaron Boone, R (8, PR) OBP: 0.313, SLG: 0.417																								
Jon Rauch, R (8, 1)																								
23 Wil Nieves, R (8, PH) OBP: 0.299, SLG: 0.325																								
Paul Lo Duca, R (1,2) OBP: 0.302, SLG: 0.279																								
26 Wily Mo Peña, R (1,7)																								
7 Roger Bernadina, L (1,8) OBP: 0.167, SLG: 0.167																								
Jesus Colome, R (6, 1)																								
Charlie Manning, L (7, 1)																								
3 Jesus Flores, R (8, 2) OBP: 0.331, SLG: 0.435																								
40 Collin Balester, R (1, 1)																								
22 Willie Harris, L (6, 8) OBP: 0.320, SLG: 0.357																								
Inning Stats	R: 0 E: 0 K: 0 S: 7	H: 0 LOB: 0 BB: 0 P: 8	R: 0 E: 0 K: 1 S: 11	H: 1 LOB: 1 BB: 0 P: 20	R: 3 E: 0 K: 0 S: 11	H: 2 LOB: 2 BB: 3 P: 26	R: 0 E: 0 K: 0 S: 9	H: 2 LOB: 2 BB: 0 P: 11	R: 0 E: 0 K: 1 S: 6	H: 0 LOB: 0 BB: 0 P: 10	R: 0 E: 0 K: 1 S: 9	H: 0 LOB: 0 BB: 0 P: 14	R: 0 E: 0 K: 2 S: 12	H: 1 LOB: 1 BB: 0 P: 17	R: 0 E: 0 K: 2 S: 10	H: 1 LOB: 1 BB: 0 P: 16	R: 2 E: 1 K: 2 S: 20	H: 3 LOB: 2 BB: 0 P: 31	1B: 9 2B: 1 3B: 0 HR: 0	SF: 0 DP: 1 HBP: 1	WP: 0 PB: 0 SB: 0 CS: 0	PA: 41		
PITCHER	IP	WLS	BF	H	R	ER	SO	BB	IBB	HBP	BLK	WP	HR	S	P	ERA	WHIP							
36 Edinson Volquez, R (1, 1) ERA: 2.36	6.0	W	26	5	3	3	3	3	0	1	0	0	0	53	89	4.50	1.333							
45 Bill Bray, L (7, 1) ERA: 2.67	1.0	H	4	1	0	0	2	0	0	0	0	0	0	12	17	0.00	1.000							
51 Jared Burton, R (8, 1) ERA: 2.28	1.0	H	4	1	0	0	2	0	0	0	0	0	0	10	16	0.00	1.000							
48 Francisco Cordero, R (9, 1) ERA: 2.43	1.0	S	7	3	2	0	2	0	0	0	0	0	0	20	31	0.00	3.000							

Washington Nationals @ Cincinnati Reds
Great American Ball Park, Cincinnati, OH

Sun Jul 06 2008, 1:15 PM EDT
Att: 28,814 - Partly Cloudy - 79 F

AB 36
R 5
H 10
RBI 5
BB 3
SO 9
LOB 19



Batter	1	2	3	4	5	6	7	8	9	AB	R	H	RBI	BB	SO	LOB	BOTTOM							
15 Jerry Hairston, R (1,8) OBP: 0.388, SLG: 0.479	F7			F7	FC4-6		G4-3			5	0	2	2	0	0	1								
Jeff Keppinger, R (1,6) OBP: 0.347, SLG: 0.392	G6-3			G6-3	F7		G4-3		F8	5	0	0	0	0	0	4								
Ken Griffey Jr., L (1,9) OBP: 0.350, SLG: 0.402					G6-3		G6-3			3	1	0	0	1	1	2								
4 Brandon Phillips, R (1,4) OBP: 0.337, SLG: 0.494					HR					3	1	2	0	1	0	0								
Adam Dunn, L (1,7) OBP: 0.386, SLG: 0.515					HR					4	1	1	3	0	2	3								
28 Edwin Encarnación, R (1,5) OBP: 0.334, SLG: 0.452					G5-3					4	0	1	0	0	0	1								
19 Joey Votto, L (1,3) OBP: 0.352, SLG: 0.469					G6-3					2	2	0	0	2	0	1								
David Ross, R (1,2) OBP: 0.372, SLG: 0.351					G5-3					2	1	1	1	0	0	0								
36 Edinson Volquez, R (1, 1) ERA: 2.36	5.2	L	26	4	5	5	3	2	1	1	0	0	0	0	0	0								
45 Bill Bray, L (7, 1) ERA: 5.71	0.2		3	1	0	0	0	0	0	0	0	0	0	0	0	0								
51 Jared Burton, R (8, 1) ERA: 4.58	0.2		3	0	0	0	1	1	0	0	0	0	0	0	0	0								
32 Jay Bruce, L (8, PH) OBP: 0.342, SLG: 0.648	1.0		6	2	1	0	0	0	0	0	0	0	0	0	0	0								
48 Francisco Cordero, R (9, 1) ERA: 2.44	1.0		6	2	1	0	0	0	0	0	0	0	0	0	0	0								
Inning Stats	R: 0 E: 0 K: 1 S: 7	H: 0 LOB: 0 BB: 0 P: 12	R: 0 E: 0 K: 0 S: 6	H: 0 LOB: 0 BB: 0 P: 11	R: 0 E: 0 K: 1 S: 10	H: 0 LOB: 0 BB: 0 P: 12	R: 3 E: 0 K: 0 S: 15	H: 2 LOB: 0 BB: 1 P: 23	R: 2 E: 1 K: 0 S: 7	H: 1 LOB: 1 BB: 1 P: 19	R: 0 E: 0 K: 1 S: 15	H: 1 LOB: 3 BB: 1 P: 26	R: 0 E: 0 K: 1 S: 11	H: 1 LOB: 2 BB: 1 P: 20	R: 1 E: 1 K: 0 S: 11	H: 2 LOB: 2 BB: 0 P: 20	1B: 4 2B: 2 3B: 0 HR: 1	SF: 0 DP: 0 HBP: 1	WP: 0 PB: 0 SB: 2 CS: 0	PA: 38				
PITCHER	IP	WLS	BF	H	R	ER	SO	BB	IBB	HBP	BLK	WP	HR	S	P	ERA	WHIP							
40 Collin Balester, R (1, 1) ERA: 5.06	5.2	L	26	4	5	5	3	2	1	1	0	0	0	5	8	0.00	1.059							
Jesus Colome, R (6, 1) ERA: 5.71	0.2		3	1	0	0	0	0	0	0	0	0	0	0	0	0	0							
Charlie Manning, L (7, 1) ERA: 4.58	0.2		3	0	0	0	1	1	0	0	0	0	0	0	0	0	0							
Jon Rauch, R (8, 1) ERA: 2.44	1.0		6	2	1	0	0	0	0	0	0	0	0	0	0	0	0							

Washington Nationals @ Cincinnati Reds
Great American Ball Park, Cincinnati, OH

Sun Jul 06 2008, 1:15 PM EDT
Att: 28,814 - Partly Cloudy - 79 F

AB 31
R 6
H 7
RBI 6
BB 4
SO 4
LOB 17



Batter	1	2	3	4	5	6	7	8	9	AB	R	H	RBI	BB	SO	LOB	TOP					
24 Chris Young, R OBP: 0.305, SLG: 0.416	G6-3		G1-6-3			G4-6-3			K	3	0	0	0	1	1	1	Arizona Diamondbacks @ Washington Nationals Nationals Park, Washington, DC Wed Jul 09 2008, 7:10 PM EDT Att: 25,862 - Partly Cloudy - 84 F					
11 Augie Ojeda, S OBP: 0.391, SLG: 0.367	G6-3		G4-3			G4-6-3			L8	4	0	0	0	0	0	1						
1 Orlando Hudson, S OBP: 0.356, SLG: 0.464				G6-3					G4-3	3	0	1	0	0	0	0						
34 Conor Jackson, R OBP: 0.388, SLG: 0.461	P3									2	0	1	0	1	0	1						
27 Mark Reynolds, R OBP: 0.334, SLG: 0.497		F8								3	0	0	0	0	0	2						
18 Chad Tracy, L OBP: 0.315, SLG: 0.431	G6-3									3	0	0	0	0	0	0						
7 Robby Hammock, R OBP: 0.282, SLG: 0.206										2	0	0	0	1	1	0						
Emilio Bonifacio, S (1.9)										3	0	0	0	0	1	1						
44 Micah Owings, R OBP: 0.327, SLG: 0.360										2	0	1	0	0	0	0						
41 Connor Robertson, R (6.1)										0	0	0	0	0	0	0						
47 Leo Rosales, R (7.1)										0	0	0	0	0	0	0						
48 Yusmeiro Petit, R (8.1)										0	0	0	0	0	0	0						
28 Alex Romero, L OBP: 0.231, SLG: 0.289 (9. PH)										1	0	0	0	0	0	0						
Inning Stats	R: 0 E: 0 K: 0 S: 12	H: 1 LOB: 1 BB: 0 P: 20	R: 0 E: 0 K: 0 S: 9	H: 0 LOB: 1 BB: 1 P: 19	R: 0 E: 0 K: 0 S: 6	H: 1 LOB: 0 BB: 0 P: 10	R: 0 E: 0 K: 0 S: 7	H: 0 LOB: 0 BB: 0 P: 15	R: 0 E: 0 K: 0 S: 4	H: 0 LOB: 0 BB: 0 P: 10	R: 0 E: 0 K: 0 S: 5	H: 0 LOB: 0 BB: 0 P: 11	R: 0 E: 0 K: 0 S: 6	H: 1 LOB: 0 BB: 0 P: 12	R: 0 E: 0 K: 2 S: 10	H: 0 LOB: 0 BB: 0 P: 15	R: 0 E: 0 K: 1 S: 8	H: 0 LOB: 0 BB: 0 P: 11	1B: 3 2B: 1 3B: 0 HR: 0	SF: 0 SAC: 0 DP: 4 HBP: 0	WP: 0 PB: 0 SB: 0 CS: 0	PA: 29
PITCHER	IP WLS BF H R ER SO BB IBB HBP BLK WP HR S P ERA WHIP	IP WLS BF H R ER SO BB IBB HBP BLK WP HR S P ERA WHIP	IP WLS BF H R ER SO BB IBB HBP BLK WP HR S P ERA WHIP	IP WLS BF H R ER SO BB IBB HBP BLK WP HR S P ERA WHIP	IP WLS BF H R ER SO BB IBB HBP BLK WP HR S P ERA WHIP	IP WLS BF H R ER SO BB IBB HBP BLK WP HR S P ERA WHIP	IP WLS BF H R ER SO BB IBB HBP BLK WP HR S P ERA WHIP	IP WLS BF H R ER SO BB IBB HBP BLK WP HR S P ERA WHIP	IP WLS BF H R ER SO BB IBB HBP BLK WP HR S P ERA WHIP	IP WLS BF H R ER SO BB IBB HBP BLK WP HR S P ERA WHIP	IP WLS BF H R ER SO BB IBB HBP BLK WP HR S P ERA WHIP	IP WLS BF H R ER SO BB IBB HBP BLK WP HR S P ERA WHIP	IP WLS BF H R ER SO BB IBB HBP BLK WP HR S P ERA WHIP	IP WLS BF H R ER SO BB IBB HBP BLK WP HR S P ERA WHIP	IP WLS BF H R ER SO BB IBB HBP BLK WP HR S P ERA WHIP	IP WLS BF H R ER SO BB IBB HBP BLK WP HR S P ERA WHIP	IP WLS BF H R ER SO BB IBB HBP BLK WP HR S P ERA WHIP					
31 John Lannan, L ERA: 3.4	6.0	W	20	2	0	0	0	3	0	0	0	0	0	0	0	0	0.00	0.833				
36 Joel Hanrahan, R ERA: 4.15	1.0		3	1	0	0	0	0	0	0	0	0	0	0	0	6	12	0.00	1.000			
Luis Ayala, R ERA: 5.28	1.0		3	0	0	0	2	0	0	0	0	0	0	0	0	15	0.00	0.000				
Jon Rauch, R ERA: 2.38	1.0		3	0	0	0	1	0	0	0	0	0	0	0	8	11	0.00	0.000				
Batter	1	2	3	4	5	6	7	8	9	AB	R	H	RBI	BB	SO	LOB	BOTTOM					
22 Willie Harris, L OBP: 0.314, SLG: 0.343 (8.5)	P4		G3			FC1-6			G6-3	4	0	0	0	1	0	2	Arizona Diamondbacks @ Washington Nationals Nationals Park, Washington, DC Wed Jul 09 2008, 7:10 PM EDT Att: 25,862 - Partly Cloudy - 84 F					
Felipe Lopez, S OBP: 0.315, SLG: 0.319	G6-3		F7							3	0	0	0	1	0	1						
15 Cristian Guzman, S OBP: 0.338, SLG: 0.424	F9									4	0	1	0	0	1	2						
25 Austin Kearns, R OBP: 0.303, SLG: 0.267 (1.9)		G6-3								3	0	0	0	0	0	1						
21 Dmitri Young, S OBP: 0.402, SLG: 0.414 Luis Ayala, R Jon Rauch, R										3	2	2	0	1	0	1						
10 Ronnie Belliard, R OBP: 0.320, SLG: 0.417 (8.3)										3	0	0	0	0	1	4						
Paul Lo Duca, R OBP: 0.310, SLG: 0.273										2	1	0	0	1	0	1						
5 Kory Casto, L OBP: 0.323, SLG: 0.352										3	1	2	2	1	0	0						
31 John Lannan, L OBP: 0.148, SLG: 0.042 3 Jesus Flores, R OBP: 0.328, SLG: 0.446 36 Joel Hanrahan, R 7 Roger Bernadina, L OBP: 0.143, SLG: 0.143										1	0	0	0	1	0	3						
										1	1	1	3	0	0	0						
										1	0	0	0	0	1	1						
Inning Stats	R: 0 E: 0 K: 0 S: 5	H: 0 LOB: 0 BB: 0 P: 8	R: 1 E: 0 K: 0 S: 11	H: 1 LOB: 2 BB: 1 P: 21	R: 0 E: 0 K: 1 S: 8	H: 0 LOB: 0 BB: 0 P: 14	R: 0 E: 0 K: 1 S: 7	H: 0 LOB: 1 BB: 0 P: 10	R: 0 E: 0 K: 0 S: 9	H: 0 LOB: 2 BB: 2 P: 20	R: 4 E: 0 K: 0 S: 19	H: 2 LOB: 1 BB: 3 P: 36	R: 0 E: 0 K: 0 S: 11	H: 2 LOB: 1 BB: 0 P: 16	R: 0 E: 0 K: 1 S: 9	H: 1 LOB: 1 BB: 0 P: 14	1B: 4 2B: 1 3B: 0 HR: 1	SF: 0 SAC: 0 DP: 2 HBP: 3	WP: 0 PB: 0 SB: 1 CS: 0	PA: 37		
PITCHER	IP WLS BF H R ER SO BB IBB HBP BLK WP HR S P ERA WHIP	IP WLS BF H R ER SO BB IBB HBP BLK WP HR S P ERA WHIP	IP WLS BF H R ER SO BB IBB HBP BLK WP HR S P ERA WHIP	IP WLS BF H R ER SO BB IBB HBP BLK WP HR S P ERA WHIP	IP WLS BF H R ER SO BB IBB HBP BLK WP HR S P ERA WHIP	IP WLS BF H R ER SO BB IBB HBP BLK WP HR S P ERA WHIP	IP WLS BF H R ER SO BB IBB HBP BLK WP HR S P ERA WHIP	IP WLS BF H R ER SO BB IBB HBP BLK WP HR S P ERA WHIP	IP WLS BF H R ER SO BB IBB HBP BLK WP HR S P ERA WHIP	IP WLS BF H R ER SO BB IBB HBP BLK WP HR S P ERA WHIP	IP WLS BF H R ER SO BB IBB HBP BLK WP HR S P ERA WHIP	IP WLS BF H R ER SO BB IBB HBP BLK WP HR S P ERA WHIP	IP WLS BF H R ER SO BB IBB HBP BLK WP HR S P ERA WHIP	IP WLS BF H R ER SO BB IBB HBP BLK WP HR S P ERA WHIP	IP WLS BF H R ER SO BB IBB HBP BLK WP HR S P ERA WHIP	IP WLS BF H R ER SO BB IBB HBP BLK WP HR S P ERA WHIP						
44 Micah Owings, R ERA: 5.13	0.1		4	2	2	0	0	1	0	0	0	0	0	0	0	1	12	19	54.00	9.000		
47 Leo Rosales, R ERA: 3.24	1.0		4	2	0	0	0	0	0	0	0	0	0	0	0	11	16	0.00	2.000			
48 Yusmeiro Petit, R ERA: 3.07	1.0		4	1	0	0	1	0	0	0	0	0	0	0	9	14	0.00	1.000				

Batter	1	2	3	4	5	6	7	8	9	AB	R	H	RBI	BB	SO	LOB	TOP
9 Hunter Pence, R OBP: 0.299, SLG: 0.417										4	0	1	0	0	1	0	
3 Kazuo Matsui, S OBP: 0.338, SLG: 0.357										4	0	2	0	0	1	1	
17 Lance Berkman, S OBP: 0.443, SLG: 0.656										4	0	1	0	0	2	2	
45 Carlos Lee, R OBP: 0.346, SLG: 0.547										4	0	2	0	0	0	1	
10 Miguel Tejada, R OBP: 0.318, SLG: 0.428										4	0	1	0	0	0	2	
Ty Wigington, R OBP: 0.361, SLG: 0.452										4	0	1	0	0	0	2	
21 Michael Bourn, L OBP: 0.273, SLG: 0.291										4	0	0	0	0	0	3	
Brad Ausmus, R OBP: 0.286, SLG: 0.286										4	0	1	0	0	1	3	
44 Roy Oswalt, R Chad Paronto, R										0	0	0	0	0	0	0	
48 Tim Byrdak, L Dave Borkowski, R 29 Geoff Geary, R 53 Wesley Wright, L										0	0	0	0	0	0	0	
Inning Stats	R: 0 H: 2 E: 0 K: 2 S: 13	H: 1 LOB: 2 BB: 0 P: 20	R: 0 H: 1 E: 0 K: 1 S: 11	H: 1 LOB: 0 BB: 0 P: 17	R: 0 H: 1 E: 0 K: 1 S: 8	H: 1 LOB: 2 BB: 0 P: 16	R: 0 H: 1 E: 0 K: 1 S: 11	H: 0 LOB: 0 BB: 0 P: 19	R: 0 H: 1 E: 1 K: 0 S: 10	H: 1 LOB: 1 BB: 0 P: 13	R: 0 H: 1 E: 1 K: 0 S: 10	H: 1 LOB: 1 BB: 0 P: 16	1B: 8 2B: 1 3B: 0 HR: 0	SF: 0 SAC: 0 DP: 1 HBP: 0	WP: 1 PB: 0 SB: 0 CS: 0	PA: 35	
PITCHER	IP WLS BF H R ER SO BB IBB HBP BLK WP HR S P ERA WHIP																
Tim Redding, R ERA: 3.85	6.0 W 24 7 0 0 6 0 0 0 0 0 0 70 114 0.00 1.167																
59 Steven Shell, R ERA: 2.35	3.0 S 11 2 0 0 0 0 0 0 0 0 0 29 43 0.00 0.667																

Houston Astros @ Washington Nationals
Nationals Park, Washington, DC
Fri Jul 11 2008, 7:35 PM EDT
Att: 33,653 - Partly Cloudy - 85 F

AB	35
R	0
H	9
RBI	0
BB	0
SO	6
LOB	15



Batter	1	2	3	4	5	6	7	8	9	AB	R	H	RBI	BB	SO	LOB	BOTTOM	
22 Willie Harris, L OBP: 0.327, SLG: 0.353										4	0	2	0	1	0	0		
Felipe Lopez, S OBP: 0.507, SLG: 0.308										5	0	0	0	0	0	4		
15 Cristian Guzman, S OBP: 0.345, SLG: 0.431										5	3	3	0	0	0	1		
25 Austin Kearns, R OBP: 0.319, SLG: 0.303										2	2	2	3	2	0	0		
21 Dmitri Young, S Pete Orr, L OBP: 0.394, SLG: 0.400 OBP: 0.200, SLG: 0.267										1	0	0	0	0	0	2		
5 Kory Casto, L OBP: 0.314, SLG: 0.328										3	1	0	0	1	0	1		
3 Jesus Flores, R OBP: 0.323, SLG: 0.434										4	2	2	2	0	2	1		
23 Wil Nieves, R OBP: 0.299, SLG: 0.325										0	0	0	0	0	0	0		
10 Ronnie Belliard, R OBP: 0.330, SLG: 0.471										4	2	3	5	0	0	0		
Tim Redding, R OBP: 0.242, SLG: 0.200										1	0	0	0	1	0	0		
59 Steven Shell, R ERA: 2.41										1	0	0	0	0	1	0		
Inning Stats	R: 0 H: 1 E: 0 K: 0 S: 9	H: 3 LOB: 1 BB: 1 P: 21	R: 1 H: 2 E: 0 K: 1 S: 12	H: 2 LOB: 1 BB: 0 P: 21	R: 0 H: 1 E: 0 K: 0 S: 5	H: 1 LOB: 1 BB: 1 P: 13	R: 5 H: 3 E: 0 K: 0 S: 16	H: 3 LOB: 0 BB: 2 P: 30	R: 2 H: 2 E: 0 K: 0 S: 12	H: 2 LOB: 0 BB: 0 P: 16	R: 0 H: 0 E: 0 K: 2 S: 8	H: 0 LOB: 0 BB: 0 P: 11	R: 0 H: 0 E: 0 K: 0 S: 6	H: 0 LOB: 0 BB: 0 P: 8	1B: 6 2B: 3 3B: 0 HR: 3	SF: 0 SAC: 2 DP: 1 HBP: 0	WP: 0 PB: 0 SB: 0 CS: 0	PA: 39
PITCHER	IP WLS BF H R ER SO BB IBB HBP BLK WP HR S P ERA WHIP																	
44 Roy Oswalt, R ERA: 4.56	1.0 L 13 6 3 3 1 1 0 0 0 0 0 1 28 48 11.57 3.000																	
Chad Paronto, R ERA: 4.29	2.1 2 0 0 0 0 1 0 0 0 0 0 0 1 7 0.00 1.500																	
48 Tim Byrdak, L ERA: 1.71	0.2 2 0 0 0 0 1 1 0 0 0 0 2 28 46 31.50 3.000																	
Dave Borkowski, R ERA: 7.45	2.0 13 5 7 7 0 1 1 0 0 0 0 0 2 28 46 31.50 3.000																	
29 Geoff Geary, R ERA: 2.41	1.0 3 0 0 0 0 2 0 0 0 0 0 0 8 11 0.00 0.000																	
53 Wesley Wright, L ERA: 5.03	1.0 3 0 0 0 0 0 0 0 0 0 0 0 0 0 0.00 0.000																	

Houston Astros @ Washington Nationals
Nationals Park, Washington, DC
Fri Jul 11 2008, 7:35 PM EDT
Att: 33,653 - Partly Cloudy - 85 F

AB	32
R	10
H	12
RBI	10
BB	5
SO	3
LOB	10



Batter	1	2	3	4	5	6	7	8	9	AB	R	H	RBI	BB	SO	LOB	TOP					
2 Darin Erstad, L OBP: 0.338, SLG: 0.424	F7	F8			E5 2B 17 2B	FC4 1B		F7		5	1	1	0	0	0	1	Houston Astros @ Washington Nationals Nationals Park, Washington, DC Sat Jul 12 2008, 7:10 PM EDT Att: 30,682 - Partly Cloudy - 87 F					
3 Kazuo Matsui, S OBP: 0.243, SLG: 0.364	17 1B 45 1B		F7		17 2B	FC4 17 G6-3		BB	4	2	2	0	1	0	1							
17 Lance Berkman, S OBP: 0.443, SLG: 0.656	45 1B		G6-3		45 1B 9 1B	G6-3		G4-3	5	1	2	2	0	0	2							
45 Carlos Lee, R OBP: 0.350, SLG: 0.548			G6-3		9 1B				5	0	3	1	0	0	0							
21 Michael Bourn, L OBP: 0.273, SLG: 0.291					1B 9 1B		E6 1B		0	0	0	0	0	0	0							
10 Miguel Tejada, R OBP: 0.316, SLG: 0.425	F9				K		L5		5	1	1	0	0	1	5							
27 Geoff Blum, S OBP: 0.248, SLG: 0.350	L9				G3		G1-3		5	0	0	0	0	1	6							
47 Jose Valverde, R								K	0	0	0	0	0	0	0							
9 Hunter Pence, R OBP: 0.304, SLG: 0.428		G6-3			HR				3	1	2	3	1	0	0							
Brad Ausmus, R OBP: 0.285, SLG: 0.285		F9			K		K		4	0	1	0	0	2	2							
51 Wandy Rodriguez, S OBP: 0.080, SLG: 0.080								P6	3	0	1	0	0	2	3							
43 Chris Sampson, R OBP: 0.150, SLG: 0.150									0	0	0	0	0	0	0							
David Newhan, L OBP: 0.292, SLG: 0.348									1	0	0	0	0	0	0							
29 Geoff Geary, R									0	0	0	0	0	0	0							
Ty Wigginton, R OBP: 0.361, SLG: 0.452									0	0	0	0	0	0	0							
Inning Stats	R: 1 E: 0 K: 0 S: 15	H: 3 LOB: 2 BB: 0 P: 23	R: 0 E: 0 K: 0 S: 6	H: 1 LOB: 1 BB: 0 P: 9	R: 0 E: 0 K: 0 S: 9	H: 0 LOB: 0 BB: 0 P: 14	R: 2 E: 0 K: 2 S: 12	H: 2 LOB: 0 BB: 0 P: 17	R: 3 E: 1 K: 2 S: 21	H: 5 LOB: 3 BB: 0 P: 32	R: 0 E: 0 K: 0 S: 9	H: 1 LOB: 2 BB: 1 P: 12	R: 0 E: 1 K: 1 S: 12	H: 1 LOB: 2 BB: 1 P: 24	R: 0 E: 0 K: 0 S: 7	H: 0 LOB: 1 BB: 0 P: 12	R: 0 E: 0 K: 1 S: 6	H: 0 LOB: 0 BB: 0 P: 8	1B: 10 2B: 2 3B: 0 HR: 1	SF: 0 SAC: 0 DP: 1 HBP: 0	WP: 0 PB: 0 SB: 0 CS: 0	PA: 42
PITCHER	IP WLS BF H R ER SO BB IBB HBP BLK WP HR S P ERA WHIP	IP WLS BF H R ER SO BB IBB HBP BLK WP HR S P ERA WHIP	IP WLS BF H R ER SO BB IBB HBP BLK WP HR S P ERA WHIP	IP WLS BF H R ER SO BB IBB HBP BLK WP HR S P ERA WHIP	IP WLS BF H R ER SO BB IBB HBP BLK WP HR S P ERA WHIP	IP WLS BF H R ER SO BB IBB HBP BLK WP HR S P ERA WHIP	IP WLS BF H R ER SO BB IBB HBP BLK WP HR S P ERA WHIP	IP WLS BF H R ER SO BB IBB HBP BLK WP HR S P ERA WHIP	IP WLS BF H R ER SO BB IBB HBP BLK WP HR S P ERA WHIP	IP WLS BF H R ER SO BB IBB HBP BLK WP HR S P ERA WHIP	IP WLS BF H R ER SO BB IBB HBP BLK WP HR S P ERA WHIP	IP WLS BF H R ER SO BB IBB HBP BLK WP HR S P ERA WHIP	IP WLS BF H R ER SO BB IBB HBP BLK WP HR S P ERA WHIP	IP WLS BF H R ER SO BB IBB HBP BLK WP HR S P ERA WHIP	IP WLS BF H R ER SO BB IBB HBP BLK WP HR S P ERA WHIP	IP WLS BF H R ER SO BB IBB HBP BLK WP HR S P ERA WHIP	IP WLS BF H R ER SO BB IBB HBP BLK WP HR S P ERA WHIP					

Batter	1	2	3	4	5	6	7	8	9	AB	R	H	RBI	BB	SO	LOB	BOTTOM					
22 Willie Harris, L OBP: 0.331, SLG: 0.385	G3-1 15 SF8 2B		G4-6-3			HR		L3		4	2	2	1	0	0	1	Houston Astros @ Washington Nationals Nationals Park, Washington, DC Sat Jul 12 2008, 7:10 PM EDT Att: 30,682 - Partly Cloudy - 87 F					
Paul Lo Duca, R OBP: 0.314, SLG: 0.280	G3-1		G6-3			10 1B 15 G4-3 3 HBP 1B		25 G6-4-3 1B	4	1	2	0	0	0	1							
15 Cristian Guzman, S OBP: 0.341, SLG: 0.428	SF8					G4-3		K	3	0	0	1	0	1	2							
25 Austin Kearns, R OBP: 0.318, SLG: 0.298	F8					3 HBP 10 1B 26 G1-2-3 BB		G6-4-3	3	0	0	0	1	1	1							
10 Ronnie Belliard, R OBP: 0.333, SLG: 0.478						3 HBP 1B		F9	4	1	2	0	0	0	0							
3 Jesus Flores, R OBP: 0.327, SLG: 0.433								G6-3	3	0	1	2	0	0	0							
26 Wily Mo Peña, R OBP: 0.243, SLG: 0.267	F8					G1-2-3		G6-3	4	0	0	0	0	0	4							
Felipe Lopez, S OBP: 0.308, SLG: 0.312									3	0	1	0	0	1	1							
40 Collin Balester, R OBP: 0.067, SLG: 0.060									1	0	1	0	0	0	0							
Jesus Colome, R									0	0	0	0	0	0	0							
Ryan Langerhans, L OBP: 0.366, SLG: 0.594									1	0	0	0	0	0	1							
52 Saul Rivera, S									0	0	0	0	0	0	0							
5 Kory Casto, L OBP: 0.302, SLG: 0.323									1	0	0	0	0	0	0							
38 Joel Hanrahan, R									0	0	0	0	0	0	0							
Inning Stats	R: 1 E: 0 K: 0 S: 9	H: 1 LOB: 0 BB: 0 P: 15	R: 1 E: 0 K: 0 S: 8	H: 2 LOB: 0 BB: 0 P: 11	R: 0 E: 0 K: 1 S: 8	H: 1 LOB: 0 BB: 0 P: 13	R: 0 E: 0 K: 1 S: 8	H: 0 LOB: 0 BB: 0 P: 12	R: 0 E: 0 K: 0 S: 6	H: 1 LOB: 1 BB: 0 P: 8	R: 2 E: 0 K: 0 S: 16	H: 3 LOB: 2 BB: 1 P: 25	R: 0 E: 0 K: 1 S: 8	H: 0 LOB: 0 BB: 0 P: 9	R: 0 E: 0 K: 1 S: 7	H: 1 LOB: 0 BB: 0 P: 11	R: 0 E: 0 K: 0 S: 11	H: 0 LOB: 0 BB: 0 P: 15	1B: 5 2B: 3 3B: 0 HR: 1	SF: 1 SAC: 0 DP: 4 HBP: 1	WP: 0 PB: 0 SB: 0 CS: 0	PA: 34
PITCHER	IP WLS BF H R ER SO BB IBB HBP BLK WP HR S P ERA WHIP	IP WLS BF H R ER SO BB IBB HBP BLK WP HR S P ERA WHIP	IP WLS BF H R ER SO BB IBB HBP BLK WP HR S P ERA WHIP	IP WLS BF H R ER SO BB IBB HBP BLK WP HR S P ERA WHIP	IP WLS BF H R ER SO BB IBB HBP BLK WP HR S P ERA WHIP	IP WLS BF H R ER SO BB IBB HBP BLK WP HR S P ERA WHIP	IP WLS BF H R ER SO BB IBB HBP BLK WP HR S P ERA WHIP	IP WLS BF H R ER SO BB IBB HBP BLK WP HR S P ERA WHIP	IP WLS BF H R ER SO BB IBB HBP BLK WP HR S P ERA WHIP	IP WLS BF H R ER SO BB IBB HBP BLK WP HR S P ERA WHIP	IP WLS BF H R ER SO BB IBB HBP BLK WP HR S P ERA WHIP	IP WLS BF H R ER SO BB IBB HBP BLK WP HR S P ERA WHIP	IP WLS BF H R ER SO BB IBB HBP BLK WP HR S P ERA WHIP	IP WLS BF H R ER SO BB IBB HBP BLK WP HR S P ERA WHIP	IP WLS BF H R ER SO BB IBB HBP BLK WP HR S P ERA WHIP	IP WLS BF H R ER SO BB IBB HBP BLK WP HR S P ERA WHIP	IP WLS BF H R ER SO BB IBB HBP BLK WP HR S P ERA WHIP					



Batter	1	2	3	4	5	6	7	8	9	AB	R	H	RBI	BB	SO	LOB	TOP				
2 Darin Erstad, L OBP: 0.336, SLG: 0.420										4	0	1	0	0	1	4	Houston Astros @ Washington Nationals Nationals Park, Washington, DC Sun Jul 13 2008, 1:35 PM EDT Att: 31,463 - Sunny - 86 F				
3 Kazuo Matsui, S OBP: 0.344, SLG: 0.365										5	0	2	0	0	1	3					
17 Lance Berkman, S OBP: 0.443, SLG: 0.653										3	2	1	1	1	1	3					
45 Carlos Lee, R OBP: 0.351, SLG: 0.547										4	0	2	3	0	1	2					
21 Michael Bourn, L OBP: 0.273, SLG: 0.291										0	0	0	0	0	0	0					
10 Miguel Tejada, R OBP: 0.316, SLG: 0.423										4	0	1	0	0	0	2					
Ty Wiginton, R OBP: 0.388, SLG: 0.470										3	1	2	1	1	0	1					
9 Hunter Pence, R OBP: 0.304, SLG: 0.429										4	0	1	0	0	2	1					
46 J.R. Towles, R OBP: 0.256, SLG: 0.272										4	0	0	0	0	0	3					
41 Brandon Backe, R OBP: 0.406, SLG: 0.517										3	2	2	0	0	1	2					
43 Chris Sampson, R OBP: 0.190, SLG: 0.150										0	0	0	0	1	0	0					
Inning Stats	R: 0 E: 0 K: 1 S: 8	H: 2 LOB: 1 BB: 0 P: 12	R: 1 E: 0 K: 1 S: 12	H: 1 LOB: 0 BB: 14	R: 2 E: 0 K: 1 S: 18	H: 3 LOB: 1 BB: 0 P: 24	R: 0 E: 0 K: 1 S: 14	H: 1 LOB: 2 BB: 1 P: 26	R: 0 E: 0 K: 1 S: 13	H: 1 LOB: 0 BB: 0 P: 19	R: 0 E: 0 K: 1 S: 6	H: 1 LOB: 0 BB: 0 P: 9	R: 2 E: 0 K: 0 S: 7	H: 2 LOB: 1 BB: 1 P: 13	R: 0 E: 0 K: 0 S: 7	H: 1 LOB: 0 BB: 0 P: 12	R: 0 E: 0 K: 1 S: 11	H: 0 LOB: 1 BB: 1 P: 18	1B: 9 2B: 2 3B: 0 HR: 1	SF: 0 SAC: 1 DP: 3 HBP: 0	WP: 1 PB: 0 CS: 1 PA: 38
PITCHER	IP WLS BF H R ER SO BB IBB HBP BLK WP HR S P ERA WHIP																				
Odalis Perez, L ERA: 3.71	6.0 L 26 9 3 3 6 1 0 0 0 0 0 1 71 104 4.50 1.667																				
Charlie Manning, L ERA: 5.12	0.2 4 1 2 2 0 0 1 0 0 0 0 0 3 8 27.00 1.500																				
Jesus Colome, R ERA: 5.48	0.1 1 1 0 0 0 0 0 0 0 0 1 0 4 5 0.00 3.000																				
Luis Ayala, R ERA: 5.44	1.0 3 1 0 0 0 0 0 0 0 0 0 0 7 12 0.00 1.000																				
Jon Rauch, R ERA: 2.85	4 0 0 0 1 1 0 0 0 0 0 0 0 11 18 0.00 1.000																				

Batter	1	2	3	4	5	6	7	8	9	AB	R	H	RBI	BB	SO	LOB	BOTTOM				
22 Willie Harris, L OBP: 0.335, SLG: 0.379										2	0	0	0	2	0	0	Houston Astros @ Washington Nationals Nationals Park, Washington, DC Sun Jul 13 2008, 1:35 PM EDT Att: 31,463 - Sunny - 86 F				
Paul Lo Duca, R OBP: 0.312, SLG: 0.278									4	0	1	0	0	0	1						
15 Cristian Guzman, S OBP: 0.340, SLG: 0.424									3	0	0	0	1	2	0						
25 Austin Kearns, R OBP: 0.316, SLG: 0.297									4	0	1	0	0	1	2						
10 Ronnie Belliard, R OBP: 0.332, SLG: 0.472									4	0	1	0	0	1	3						
5 Kory Casto, L OBP: 0.307, SLG: 0.318									4	0	1	0	0	0	0						
Pete Orr, L OBP: 0.167, SLG: 0.222									3	0	0	0	0	0	2						
23 Wil Nieves, R OBP: 0.311, SLG: 0.341									2	0	1	0	1	0	0						
Odalis Perez, L OBP: 0.340, SLG: 0.280										2	0	0	0	0	1	4					
Charlie Manning, L ERA: 5.12										0	0	0	0	0	0	0					
Jesus Colome, R ERA: 5.48										0	0	0	0	0	0	0					
Ryan Langerhans, L OBP: 0.280, SLG: 0.188										1	0	0	0	0	1	0					
Luis Ayala, R ERA: 5.44										0	0	0	0	0	0	0					
Jon Rauch, R ERA: 2.85										0	0	0	0	0	0	0					
Inning Stats	R: 0 E: 0 K: 1 S: 6	H: 0 LOB: 0 BB: 0 P: 10	R: 0 E: 0 K: 1 S: 11	H: 2 LOB: 3 BB: 1	R: 0 E: 0 K: 1 S: 9	H: 1 LOB: 2 BB: 2 P: 23	R: 0 E: 0 K: 0 S: 8	H: 1 LOB: 1 BB: 0 P: 12	R: 0 E: 0 K: 1 S: 10	H: 0 LOB: 0 BB: 0 P: 12	R: 0 E: 0 K: 0 S: 4	H: 1 LOB: 0 BB: 0 P: 4	R: 0 E: 0 K: 1 S: 16	H: 0 LOB: 0 BB: 0 P: 23	R: 0 E: 0 K: 0 S: 7	H: 0 LOB: 0 BB: 1 P: 13	R: 0 E: 0 K: 1 S: 8	H: 0 LOB: 0 BB: 0 P: 9	1B: 4 2B: 1 3B: 0 HR: 0	SF: 0 SAC: 0 DP: 2 HBP: 0	WP: 0 PB: 0 CS: 1 PA: 33
PITCHER	IP WLS BF H R ER SO BB IBB HBP BLK WP HR S P ERA WHIP																				
41 Brandon Backe, R ERA: 4.76	7.0 W 28 5 0 0 0 4 0 0 0 0 0 0 65 107 0.00 1.286																				
43 Chris Sampson, R ERA: 4.5	2.0 5 0 0 0 1 0 0 0 0 0 0 0 14 17 0.00 0.000																				

Batter	1	2	3	4	5	6	7	8	9	AB	R	H	RBI	BB	SO	LOB	TOP							
22 Willie Harris, L OBP: 0.366, SLG: 0.433										3	1	2	5	3	0	0	Washington Nationals @ Atlanta Braves Turner Field, Atlanta, GA Sun Jul 20 2008, 1:30 PM EDT Att: 29,320 - Sunny - 92 F							
Paul Lo Duca, R OBP: 0.304, SLG: 0.283										6	0	1	0	0	0	6								
15 Cristian Guzman, S OBP: 0.339, SLG: 0.423										5	1	0	0	0	1	2								
Jesus Colome, R										0	0	0	0	0	0	0								
25 Austin Kearns, R OBP: 0.325, SLG: 0.332										5	5	3	2	1	0	2								
10 Ronnie Belliard, R OBP: 0.337, SLG: 0.457										3	1	1	0	3	1	1								
3 Jesus Flores, R OBP: 0.340, SLG: 0.446										6	2	5	2	0	0	1								
Felipe Lopez, S OBP: 0.315, SLG: 0.322										4	3	3	3	1	0	1								
Ryan Langerhans, L OBP: 0.353, SLG: 0.356										6	1	2	1	0	0	8								
Odalis Perez, L OBP: 0.274, SLG: 0.350										3	1	0	0	0	0	7								
Johnny Estrada, S OBP: 0.276, SLG: 0.467										1	0	0	0	0	0	2								
59 Steven Shell, R										0	0	0	0	0	0	0								
Charlie Manning, L										0	0	0	0	0	0	0								
38 Joel Hanrahan, R										0	0	0	0	0	0	0								
Pete Orr, L OBP: 0.196, SLG: 0.228										1	0	0	0	0	0	2								
Inning Stats	R: 0 E: 0 K: 0 S: 6	H: 0 LOB: 1 P: 14	R: 3 E: 1 K: 0 S: 12	H: 3 LOB: 2 P: 25	R: 3 E: 0 K: 1 S: 23	H: 4 LOB: 3 P: 38	R: 6 E: 1 K: 0 S: 16	H: 5 LOB: 1 P: 25	R: 2 E: 0 K: 1 S: 14	H: 3 LOB: 1 P: 27	R: 0 E: 0 K: 0 S: 9	H: 1 LOB: 2 P: 18	R: 0 E: 1 K: 0 S: 8	H: 0 LOB: 2 P: 18	R: 0 E: 0 K: 0 S: 6	H: 0 LOB: 0 P: 8	R: 1 E: 1 K: 0 S: 12	H: 1 LOB: 2 P: 21	1B: 13 2B: 2 3B: 0 HR: 2	SF: 1 SAC: 0 DP: 1 HBP: 1	WP: 0 PB: 0 CS: 0	PA: 54		
PITCHER	IP WLS BF H R ER SO BB IBB HBP BLK WP HR S P ERA WHIP	2.1 L 17 7 6 6 1 4 0 0 0 0 0 2 23 37 23.14 4.714	3.0 5 6 6 0 1 0 0 0 0 0 2 23 37 32.40 3.600	3.1 1.2 12 5 6 6 0 1 0 0 0 0 0 31 63 6.00 2.000	5.1 3.0 16 4 2 2 1 2 0 0 0 0 0 6 8 0.00 0.000	8.1 1.0 3 0 0 0 0 1 0 0 0 0 0 12 21 0.00 2.000	9.1 1.0 6 1 1 0 0 1 0 0 0 0 0 0 0 0 0.00 2.000																	
1 Grégor Blanco, L OBP: 0.359, SLG: 0.315										4	1	1	0	1	0	0	Washington Nationals @ Atlanta Braves Turner Field, Atlanta, GA Sun Jul 20 2008, 1:30 PM EDT Att: 29,320 - Sunny - 92 F							
2 Kelly Johnson, L OBP: 0.343, SLG: 0.427										4	1	1	0	0	1	2								
10 Chipper Jones, S OBP: 0.469, SLG: 0.607										3	0	1	1	0	0	1								
8 Ruben Gotay, S OBP: 0.299, SLG: 0.312										2	0	0	0	0	2	0								
Mark Teixeira, S OBP: 0.383, SLG: 0.506										4	2	3	3	1	1	1								
7 Jeff Francoeur, R OBP: 0.288, SLG: 0.373										4	0	1	0	1	1	1								
Mark Kotsay, L OBP: 0.325, SLG: 0.392										5	0	2	0	0	0	5								
1 Brent Lillibridge, R OBP: 0.250, SLG: 0.360										4	0	0	0	1	0	2								
Corky Miller, R OBP: 0.192, SLG: 0.170										4	1	1	0	1	0	2								
37 Jo-Jo Reyes, L										1	0	0	0	0	1	1								
38 Buddy Carlyle, L										0	0	0	0	0	0	0								
14 Martin Prado, R										1	1	1	2	0	0	0								
Vladimir Nunez, R										1	0	0	0	1	0	0								
Greg Norton, S										1	0	0	0	1	3	0								
Julian Tavaréz, L										0	0	0	0	0	0	0								
Royce Ring, L										0	0	0	0	0	0	0								
Inning Stats	R: 1 E: 0 K: 0 S: 12	H: 3 LOB: 2 P: 16	R: 0 E: 1 K: 2 S: 13	H: 0 LOB: 1 P: 25	R: 1 E: 0 K: 0 S: 10	H: 2 LOB: 1 P: 15	R: 3 E: 0 K: 1 S: 21	H: 4 LOB: 1 P: 32	R: 0 E: 0 K: 1 S: 8	H: 0 LOB: 0 P: 11	R: 0 E: 0 K: 1 S: 11	H: 0 LOB: 0 P: 17	R: 0 E: 0 K: 2 S: 16	H: 0 LOB: 3 P: 33	R: 0 E: 0 K: 1 S: 9	H: 0 LOB: 0 P: 12	R: 1 E: 0 K: 0 S: 17	H: 2 LOB: 1 P: 22	1B: 6 2B: 2 3B: 0 HR: 3	SF: 0 SAC: 1 DP: 0 HBP: 0	WP: 0 PB: 0 CS: 0	PA: 44		
PITCHER	IP WLS BF H R ER SO BB IBB HBP BLK WP HR S P ERA WHIP	5.0 W 27 9 9 5 5 4 2 0 0 0 0 0 24 45 9.00 2.200	6.1 1.2 8 0 0 0 2 3 0 0 0 0 0 24 45 0.00 1.800	6.1 0.1 1 0 0 0 1 0 0 0 0 0 0 3 5 0.00 0.000	8.1 1.0 3 0 0 0 1 0 0 0 0 0 0 9 12 0.00 0.000	9.1 1.0 5 2 1 1 0 0 0 0 0 0 1 17 22 9.00 2.000																		
Odalis Perez, L										1	0	0	0	0	1	1								
59 Steven Shell, R										0	0	0	0	0	0	0								
Charlie Manning, L										0	0	0	0	0	0	0								
38 Joel Hanrahan, R										0	0	0	0	0	0	0								
Jesus Colome, R										0	0	0	0	0	0	0								

Batter	1	2	3	4	5	6	7	8	9	AB	R	H	RBI	BB	SO	LOB	TOP										
22 Willie Harris, L OBP: 0.366, SLG: 0.451	1-2 1B 15 G6-4-3		3-3 1 K		1-0 HR		2-2 1 G4-3		0-1 1 G4-3	5	1	2	1	0	1	0	Washington Nationals @ San Francisco Giants AT&T Park, San Francisco, CA Tue Jul 22 2008, 7:15 PM PDT Att: 34,813 - Clear - 63 F										
15 Cristian Guzman, S OBP: 0.338, SLG: 0.419	0-0 2 G6-4-3		1-0 2 P4		3-1 1 F9		4-2 11 BB		0-1 2 L4	4	0	0	0	1	0	1											
11 Ryan Zimmerman, R (1.5) OBP: 0.298, SLG: 0.426	1-1 3 G4-3		2-0 3 L6		2-1 10 BB		4-2 1-2 BB		4-2 3 BB	3	0	1	0	2	0	0											
25 Austin Kearns, R (1.9) OBP: 0.322, SLG: 0.333		1-0 1 F9		3-2 1 G6-3		1-0 2 F8		3-3 2 K		0-3 3 K	5	1	1	0	0	2		4									
10 Ronnie Belliard, R (1.3) OBP: 0.340, SLG: 0.452		3-2 2 F7		4-1 1B 3 G6-3		4-1 1-2 BB		1-0 3 G3			2	0	0	0	2	0		2									
3 Jesus Flores, R (1.2) OBP: 0.338, SLG: 0.452		3-1 2B 3B		1-2 1-2 2-3 G6-3		1-3 3 K		1-2 1 G4-3			4	1	1	0	0	1		4									
Paul Lo Duca, R (1.7) 52 Saul Rivera, S (8.1)		1-2 3-H 2B		1-2 2-3 3-H 1B		0-0 1 P2		2-1 2 F8			4	0	2	2	0	0		0									
Felipe Lopez, S (1.4)		4-1 BB		0-3 2 K		1-3 2 K		2-2 2B			3	0	1	0	1	2		2									
57 Jason Bergmann, R (1.1) Johnny Estrada, S (6. Ph) Jesus Colome, R (6.1) Charlie Manning, L (7.1) Ryan Langerhans, L (8. Ph) 38 Brian Wilson, R (8.7)		1-3 3 K		1-1 1-2 FC6-4		2-1 3 F9		2-0 3 G3			2	0	0	0	0	1		4									
Inning Stats	R: 0 E: 0 K: 0 S: 7	H: 1 LOB: 0 BB: 0 P: 9	R: 1 E: 0 K: 1 S: 15	H: 2 LOB: 2 BB: 1 P: 28	R: 0 E: 0 K: 1 S: 7	H: 0 LOB: 0 BB: 0 P: 13	R: 1 E: 0 K: 1 S: 20	H: 2 LOB: 2 BB: 1 P: 30	R: 1 E: 0 K: 1 S: 10	H: 2 LOB: 2 BB: 1 P: 22	R: 0 E: 0 K: 1 S: 6	H: 0 LOB: 0 BB: 0 P: 9	R: 0 E: 0 K: 1 S: 11	H: 0 LOB: 2 BB: 2 P: 25	R: 0 E: 0 K: 0 S: 9	H: 1 LOB: 1 BB: 0 P: 16		R: 0 E: 0 K: 1 S: 9	H: 0 LOB: 1 BB: 1 P: 13	1B: 3 2B: 3 3B: 1 HR: 1	SF: 0 SAC: 0 DP: 1 HBP: 0	WP: 0 PB: 0 SB: 0 CS: 0	PA: 40				
PITCHER	IP	WLS	BF	H	R	ER	SO	BB	IBB	HBP	BLK	WP	HR	S	P	ERA	WHIP										
75 Barry Zito, L (1.1) ERA: 5.56	6.0	W	27	7	3	3	5	3	0	0	0	0	1	65	111	4.50	1.667										
Jack Taschner, L (7.1) ERA: 3.18	0.1	H	3	0	0	0	0	2	0	0	0	0	0	7	17	0.00	6.000										
Sergio Romo, R (7.1) ERA: 2.79	0.2	H	2	0	0	0	1	0	0	0	0	0	0	4	8	0.00	0.000										
Tyler Walker, R (8.1) ERA: 4.62	1.0	H	4	1	0	0	0	0	0	0	0	0	0	9	16	0.00	1.000										
38 Brian Wilson, R (9.1) ERA: 4.81	1.0	S	4	0	0	0	1	1	0	0	0	0	0	9	13	0.00	1.000										

AB	34
R	3
H	8
RBI	3
BB	6
SO	7
LOB	18



Batter	1	2	3	4	5	6	7	8	9	AB	R	H	RBI	BB	SO	LOB	BOTTOM										
14 Fred Lewis, L (1.7) OBP: 0.349, SLG: 0.449	1-0 HR		1-1 1 G6-3		1-2 1 G6-3		2-2 3 P5			4	1	1	1	0	0	1	Washington Nationals @ San Francisco Giants AT&T Park, San Francisco, CA Tue Jul 22 2008, 7:15 PM PDT Att: 34,813 - Clear - 63 F										
8 Eugenio Velez, S (1.4) 7 Emmanuel Burriss, S (9.4)	1-2 2 F9		2-2 2 G1-3		1-2 2 G3		1-0 1 G4-3			4	1	1	0	0	0	0											
2 Randy Winn, S (1.9) OBP: 0.349, SLG: 0.395	2-2 1 F9		2-2 3 P6		0-0 3 G3		0-1 1 1B			4	1	1	0	0	0	1											
1 Bengie Molina, R (1.2) OBP: 0.314, SLG: 0.419	1-1 3-H HR		2-0 1 HR		0-1 1 F8		4-1 33 1B		4-1 33 1B	3	2	2	3	1	0	0											
33 Aaron Rowand, R (1.8) OBP: 0.354, SLG: 0.451	1-1 2 F7		2-2 1 F9		3-2 2 P5		2-1 1 1B		1-2 2-H 1B	4	0	1	1	0	0	0											
21 John Bowker, L (1.3) OBP: 0.312, SLG: 0.437	3-2 3 L7		0-0 2 F9		0-0 3 K		2-2 2 L9			4	0	0	0	0	1	2											
Rich Aurilia, R (1.5) OBP: 0.326, SLG: 0.422		1-3 1 K		2-1 2 E4		0-1 1 G6-3		0-1 3 F9			4	1	0	0	0	1		2									
Omar Vizquel, S (1.6) OBP: 0.237, SLG: 0.200		2-2 2 L8		3-2 1-H 2B		1-0 2 F8				3	0	1	1	0	0	0											
75 Barry Zito, L (1.1) Jack Taschner, L (7.1) Sergio Romo, R (7.1) Ivan Octava, R (7. Ph) Tyler Walker, R (8.1) 38 Brian Wilson, R (9.1)		0-1 3 G4-3		0-0 3 G4-3		2-1 3 2B				2	0	0	0	0	0	1											
Inning Stats	R: 3 E: 0 K: 0 S: 18	H: 3 LOB: 0 BB: 0 P: 27	R: 0 E: 0 K: 1 S: 9	H: 0 LOB: 0 BB: 0 P: 12	R: 0 E: 0 K: 0 S: 9	H: 0 LOB: 0 BB: 0 P: 14	R: 2 E: 1 K: 0 S: 11	H: 2 LOB: 1 BB: 0 P: 20	R: 0 E: 0 K: 0 S: 7	H: 0 LOB: 0 BB: 0 P: 9	R: 0 E: 0 K: 1 S: 8	H: 0 LOB: 0 BB: 0 P: 13	R: 0 E: 0 K: 0 S: 8	H: 1 LOB: 1 BB: 0 P: 13	R: 1 E: 0 K: 0 S: 13	H: 2 LOB: 2 BB: 1 P: 21		R: 0 E: 0 K: 0 S: 9	H: 0 LOB: 1 BB: 1 P: 13	1B: 3 2B: 2 3B: 0 HR: 3	SF: 0 SAC: 0 DP: 0 HBP: 0	WP: 0 PB: 0 SB: 2 CS: 0	PA: 34				
PITCHER	IP	WLS	BF	H	R	ER	SO	BB	IBB	HBP	BLK	WP	HR	S	P	ERA	WHIP										
57 Jason Bergmann, R (1.1) ERA: 4.21	5.0	L	21	5	4	4	1	0	0	0	0	0	0	13	21	0.00	0.600										
Jesus Colome, R (6.1) ERA: 5.36	1.2		6	1	0	0	1	0	0	0	0	0	0	3	5	0.00	0.000										
Charlie Manning, L (7.1) ERA: 4.5	0.1		1	0	0	0	0	0	0	0	0	0	0	3	5	0.00	0.000										
52 Saul Rivera, R (8.1) ERA: 3.43	1.0		6	2	1	1	0	1	0	0	0	0	0	13	21	9.00	3.000										

AB	33
R	6
H	8
RBI	6
BB	1
SO	2
LOB	7



Batter	1	2	3	4	5	6	7	8	9	AB	R	H	RBI	BB	SO	LOB	TOP								
22 Willie Harris, L (1.8) OBP: 0.367, SLG: 0.449										5	0	2	0	0	0	2	Washington Nationals @ San Francisco Giants AT&T Park, San Francisco, CA Wed Jul 23 2008, 7:15 PM PDT Att: 35,539 - Clear - 63 F								
15 Cristian Guzman, S (1.6) OBP: 0.336, SLG: 0.416										5	0	1	0	0	1	3									
11 Ryan Zimmerman, R (1.5) OBP: 0.304, SLG: 0.430										5	0	3	0	0	1	1									
25 Austin Kearns, R (1.9) OBP: 0.320, SLG: 0.330										5	1	1	0	0	1	4									
3 Jesus Flores, R (1.2) OBP: 0.340, SLG: 0.464										4	1	1	2	0	0	2									
Paul Lo Duca, R (1.3) OBP: 0.316, SLG: 0.306										4	0	2	0	0	0	0									
Luis Ayala, R (8.1)										0	0	0	0	0	0	0									
5 Kory Casto, L (9. PH) OBP: 0.294, SLG: 0.307										1	0	0	0	0	1	2									
Felipe Lopez, S (1.4) OBP: 0.317, SLG: 0.325										4	0	1	0	0	0	2									
Ryan Langerhans, L (1.7) OBP: 0.375, SLG: 0.388										3	2	2	0	1	0	1									
40 Collin Balester, R (1.1) Johnny Estrada, S (6. PH) Pete Carr, R (6. PH) 59 Steven Shell, R (6.1) Charlie Manning, L (7.1) 52 Saul Rivera, S (8.1) 10 Ronnie Bellard, R (8.3)										1	0	0	0	0	1	1									
Inning Stats	R: 0 E: 0 K: 1 S: 16	H: 3 LOB: 2 BB: 0 P: 20	R: 0 E: 0 K: 1 S: 6	H: 1 LOB: 1 BB: 0 P: 7	R: 0 E: 1 K: 0 S: 10	H: 1 LOB: 1 BB: 0 P: 12	R: 0 E: 0 K: 0 S: 7	H: 0 LOB: 0 BB: 0 P: 9	R: 1 E: 0 K: 1 S: 10	H: 1 LOB: 2 BB: 0 P: 16	R: 3 E: 0 K: 0 S: 13	H: 6 LOB: 2 BB: 0 P: 22	R: 0 E: 0 K: 0 S: 5	H: 1 LOB: 2 BB: 1 P: 8	R: 0 E: 0 K: 0 S: 13	H: 1 LOB: 2 BB: 1 P: 23	R: 0 E: 0 K: 2 S: 12	H: 1 LOB: 2 BB: 0 P: 18	1B: 12 2B: 2 3B: 0 HR: 1	SF: 0 SAC: 1 DP: 0 HBP: 1	WP: 0 PB: 0 SB: 0 CS: 2	PA: 42			
PITCHER	IP WLS BF H R ER SO BB IBB HBP BLK WP HR S P ERA WHIP	IP WLS BF H R ER SO BB IBB HBP BLK WP HR S P ERA WHIP	IP WLS BF H R ER SO BB IBB HBP BLK WP HR S P ERA WHIP	IP WLS BF H R ER SO BB IBB HBP BLK WP HR S P ERA WHIP	IP WLS BF H R ER SO BB IBB HBP BLK WP HR S P ERA WHIP	IP WLS BF H R ER SO BB IBB HBP BLK WP HR S P ERA WHIP	IP WLS BF H R ER SO BB IBB HBP BLK WP HR S P ERA WHIP	IP WLS BF H R ER SO BB IBB HBP BLK WP HR S P ERA WHIP	IP WLS BF H R ER SO BB IBB HBP BLK WP HR S P ERA WHIP	IP WLS BF H R ER SO BB IBB HBP BLK WP HR S P ERA WHIP	IP WLS BF H R ER SO BB IBB HBP BLK WP HR S P ERA WHIP	IP WLS BF H R ER SO BB IBB HBP BLK WP HR S P ERA WHIP	IP WLS BF H R ER SO BB IBB HBP BLK WP HR S P ERA WHIP	IP WLS BF H R ER SO BB IBB HBP BLK WP HR S P ERA WHIP	IP WLS BF H R ER SO BB IBB HBP BLK WP HR S P ERA WHIP	IP WLS BF H R ER SO BB IBB HBP BLK WP HR S P ERA WHIP	IP WLS BF H R ER SO BB IBB HBP BLK WP HR S P ERA WHIP	IP WLS BF H R ER SO BB IBB HBP BLK WP HR S P ERA WHIP	IP WLS BF H R ER SO BB IBB HBP BLK WP HR S P ERA WHIP	IP WLS BF H R ER SO BB IBB HBP BLK WP HR S P ERA WHIP	IP WLS BF H R ER SO BB IBB HBP BLK WP HR S P ERA WHIP	IP WLS BF H R ER SO BB IBB HBP BLK WP HR S P ERA WHIP	IP WLS BF H R ER SO BB IBB HBP BLK WP HR S P ERA WHIP	IP WLS BF H R ER SO BB IBB HBP BLK WP HR S P ERA WHIP	IP WLS BF H R ER SO BB IBB HBP BLK WP HR S P ERA WHIP

AB	39
R	4
H	14
RBI	3
BB	1
SO	5
LOB	20



Batter	1	2	3	4	5	6	7	8	9	AB	R	H	RBI	BB	SO	LOB	BOTTOM								
14 Fred Lewis, L (1.7) OBP: 0.347, SLG: 0.444										4	1	0	0	1	1	3	Washington Nationals @ San Francisco Giants AT&T Park, San Francisco, CA Wed Jul 23 2008, 7:15 PM PDT Att: 35,539 - Clear - 63 F								
8 Eugenio Velez, S (1.4) OBP: 0.280, SLG: 0.319										3	0	0	0	0	2	2									
Jose Castillo, R (7. PH) OBP: 0.310, SLG: 0.409										1	0	0	0	0	1	0									
2 Randy Winn, S (1.9) OBP: 0.348, SLG: 0.393										4	1	1	0	0	1	1									
1 Bengie Molina, R (1.2) OBP: 0.319, SLG: 0.429										4	1	3	2	0	1	0									
7 Emmanuel Burriss, S (8. PH) OBP: 0.349, SLG: 0.342										0	1	0	0	0	0	0									
33 Aaron Rowand, R (1.8) OBP: 0.353, SLG: 0.451										4	0	1	1	0	0	2									
21 John Bowker, L (1.3) OBP: 0.315, SLG: 0.433										2	1	0	0	2	1	0									
20 Steve Holm, R (9.2) OBP: 0.321, SLG: 0.357										0	0	0	0	0	0	0									
Rich Aurilia, R (1.5) OBP: 0.329, SLG: 0.427										4	1	2	2	0	1	2									
Omar Vizquel, S (1.6) OBP: 0.249, SLG: 0.220										4	0	3	1	0	0	1									
Kevin Correia, R (1.1) OBP: 0.154, SLG: 0.083										1	0	0	0	0	0	1									
43 Alex Hinshaw, L (6.1)										0	0	0	0	0	0	0									
Ivan Ochoa, R (6. PH) OBP: 0.296, SLG: 0.409										0	0	0	0	0	0	1									
56 Osiris Matos, R (7.1)										0	0	0	0	0	0	0									
43 Geno Espineli, L (8.1)										0	0	0	0	0	0	0									
Dave Roberts, L (8. PH) OBP: 0.195, SLG: 0.111										1	0	0	0	0	0	2									
38 Brian Wilson, R (9.1)										0	0	0	0	0	0	0									
Inning Stats	R: 2 E: 0 K: 0 S: 12	H: 3 LOB: 2 BB: 1 P: 25	R: 0 E: 0 K: 0 S: 7	H: 1 LOB: 1 BB: 0 P: 10	R: 0 E: 0 K: 1 S: 8	H: 1 LOB: 1 BB: 0 P: 10	R: 0 E: 0 K: 1 S: 9	H: 1 LOB: 1 BB: 1 P: 14	R: 0 E: 0 K: 0 S: 10	H: 1 LOB: 2 BB: 0 P: 14	R: 0 E: 0 K: 2 S: 12	H: 0 LOB: 0 BB: 0 P: 19	R: 3 E: 0 K: 1 S: 17	H: 3 LOB: 2 BB: 1 P: 27	R: 0 E: 0 K: 1 S: 10	H: 0 LOB: 0 BB: 0 P: 14	R: 0 E: 0 K: 1 S: 17	H: 0 LOB: 0 BB: 0 P: 19	1B: 5 2B: 5 3B: 0 HR: 0	SF: 0 SAC: 1 DP: 0 HBP: 0	WP: 0 PB: 0 SB: 1 CS: 0	PA: 37			
PITCHER	IP WLS BF H R ER SO BB IBB HBP BLK WP HR S P ERA WHIP	IP WLS BF H R ER SO BB IBB HBP BLK WP HR S P ERA WHIP	IP WLS BF H R ER SO BB IBB HBP BLK WP HR S P ERA WHIP	IP WLS BF H R ER SO BB IBB HBP BLK WP HR S P ERA WHIP	IP WLS BF H R ER SO BB IBB HBP BLK WP HR S P ERA WHIP	IP WLS BF H R ER SO BB IBB HBP BLK WP HR S P ERA WHIP	IP WLS BF H R ER SO BB IBB HBP BLK WP HR S P ERA WHIP	IP WLS BF H R ER SO BB IBB HBP BLK WP HR S P ERA WHIP	IP WLS BF H R ER SO BB IBB HBP BLK WP HR S P ERA WHIP	IP WLS BF H R ER SO BB IBB HBP BLK WP HR S P ERA WHIP	IP WLS BF H R ER SO BB IBB HBP BLK WP HR S P ERA WHIP	IP WLS BF H R ER SO BB IBB HBP BLK WP HR S P ERA WHIP	IP WLS BF H R ER SO BB IBB HBP BLK WP HR S P ERA WHIP	IP WLS BF H R ER SO BB IBB HBP BLK WP HR S P ERA WHIP	IP WLS BF H R ER SO BB IBB HBP BLK WP HR S P ERA WHIP	IP WLS BF H R ER SO BB IBB HBP BLK WP HR S P ERA WHIP	IP WLS BF H R ER SO BB IBB HBP BLK WP HR S P ERA WHIP	IP WLS BF H R ER SO BB IBB HBP BLK WP HR S P ERA WHIP	IP WLS BF H R ER SO BB IBB HBP BLK WP HR S P ERA WHIP	IP WLS BF H R ER SO BB IBB HBP BLK WP HR S P ERA WHIP	IP WLS BF H R ER SO BB IBB HBP BLK WP HR S P ERA WHIP	IP WLS BF H R ER SO BB IBB HBP BLK WP HR S P ERA WHIP	IP WLS BF H R ER SO BB IBB HBP BLK WP HR S P ERA WHIP	IP WLS BF H R ER SO BB IBB HBP BLK WP HR S P ERA WHIP	IP WLS BF H R ER SO BB IBB HBP BLK WP HR S P ERA WHIP

AB	33
R	6
H	10
RBI	6
BB	3
SO	6
LOB	15



Batter	1	2	3	4	5	6	7	8	9	AB	R	H	RBI	BB	SO	LOB	TOP					
22 Willie Harris, L (1,8) OBP: 0.365, SLG: 0.444										4	0	1	0	0	0	1	Washington Nationals @ San Francisco Giants AT&T Park, San Francisco, CA Thu Jul 24, 2008, 12:45 PM PDT Att: 36,963 - Sunny - 70 F					
15 Cristian Guzman, S (1,6) OBP: 0.336, SLG: 0.417										4	0	1	0	0	0	1						
11 Ryan Zimmerman, R (1,5) OBP: 0.303, SLG: 0.431										4	0	1	0	0	0	2						
25 Austin Kearns, R (1,9) OBP: 0.314, SLG: 0.324										4	0	0	0	0	1	3						
Johnny Estrada, S (1,2) OBP: 0.200, SLG: 0.170										3	0	0	0	0	1	0						
Paul Lo Duca, R (1,3) OBP: 0.309, SLG: 0.298										3	0	0	0	0	0	0						
Felipe Lopez, S (1,4) OBP: 0.314, SLG: 0.321										3	0	0	0	0	1	0						
Ryan Langerhans, L (1,7) OBP: 0.356, SLG: 0.365										3	0	0	0	0	0	0						
Tim Redding, R (1,1) OBP: 0.257, SLG: 0.219										2	0	1	0	0	0	0						
3 Jesus Flores, R (9,PH) OBP: 0.338, SLG: 0.461										1	0	0	0	0	1	0						
Inning Stats	R: 0 E: 0 K: 0 S: 9	H: 0 LOB: 0 BB: 0 P: 12	R: 0 E: 0 K: 1 S: 6	H: 0 LOB: 0 BB: 0 P: 6	R: 0 E: 0 K: 1 S: 7	H: 0 LOB: 0 BB: 0 P: 10	R: 0 E: 0 K: 1 S: 15	H: 1 LOB: 1 BB: 0 P: 21	R: 0 E: 0 K: 0 S: 8	H: 0 LOB: 0 BB: 0 P: 10	R: 0 E: 0 K: 0 S: 9	H: 1 LOB: 1 BB: 0 P: 14	R: 0 E: 0 K: 0 S: 5	H: 0 LOB: 0 BB: 0 P: 7	R: 0 E: 0 K: 1 S: 10	H: 0 LOB: 0 BB: 0 P: 14	R: 0 E: 0 K: 1 S: 12	H: 2 LOB: 2 BB: 0 P: 19	1B: 2 2B: 2 3B: 0 HR: 0	SF: 0 SAC: 0 DP: 0 HBP: 0	WP: 0 PB: 0 SB: 0 CS: 0	PA: 31
PITCHER 18 Matt Cain, R (1,1) ERA: 3.82	IP: 9.0 WLS: W BF: 31 H: 4 R: 0 ER: 0 SO: 4 BB: 0 IBB: 0 HBP: 0 BLK: 0 WP: 0 HR: 0 S: 81 P: 113 ERA: 0.00 WHIP: 0.444																					

Batter	1	2	3	4	5	6	7	8	9	AB	R	H	RBI	BB	SO	LOB	BOTTOM			
Dave Roberts, L (1,7) OBP: 0.217, SLG: 0.182										4	0	2	1	0	1	1	Washington Nationals @ San Francisco Giants AT&T Park, San Francisco, CA Thu Jul 24, 2008, 12:45 PM PDT Att: 36,963 - Sunny - 70 F			
Jose Castillo, R (1,4) OBP: 0.310, SLG: 0.407										4	0	1	0	0	1	2				
2 Randy Winn, S (1,9) OBP: 0.345, SLG: 0.390										3	0	0	0	0	2	3				
33 Aaron Rowand, R (1,8) OBP: 0.355, SLG: 0.453										3	0	2	0	0	1	1				
21 John Bowker, L (1,3) OBP: 0.311, SLG: 0.428										3	0	0	0	0	0	2				
Rich Aurilia, R (1,5) OBP: 0.325, SLG: 0.423										3	0	0	0	0	0	1				
7 Emmanuel Burriss, S (1,6) OBP: 0.341, SLG: 0.333										3	0	0	0	0	0	1				
20 Steve Holm, R (1,2) OBP: 0.333, SLG: 0.370										3	0	2	0	0	0	0				
8 Eugenio Velez, S (8,PR) OBP: 0.280, SLG: 0.319										0	1	0	0	0	0	0				
1 Benjie Molina, R (9,2) OBP: 0.319, SLG: 0.429										0	0	0	0	0	0	0				
18 Matt Cain, R (1,1) OBP: 0.220, SLG: 0.342										1	0	0	0	0	0	0				
Inning Stats	R: 0 E: 0 K: 1 S: 10	H: 1 LOB: 1 BB: 0 P: 15	R: 0 E: 0 K: 0 S: 6	H: 0 LOB: 0 BB: 0 P: 9	R: 0 E: 0 K: 1 S: 11	H: 2 LOB: 2 BB: 0 P: 16	R: 0 E: 0 K: 0 S: 5	H: 1 LOB: 0 BB: 0 P: 6	R: 0 E: 0 K: 0 S: 5	H: 0 LOB: 0 BB: 0 P: 10	R: 0 E: 0 K: 2 S: 8	H: 0 LOB: 0 BB: 0 P: 10	R: 0 E: 0 K: 0 S: 8	H: 1 LOB: 1 BB: 0 P: 13	R: 1 E: 0 K: 1 S: 12	H: 2 LOB: 1 BB: 0 P: 18	1B: 7 2B: 0 3B: 0 HR: 0	SF: 0 SAC: 2 DP: 1 HBP: 0	WP: 0 PB: 0 SB: 1 CS: 1	PA: 29
PITCHER Tim Redding, R (1,1) ERA: 3.98	IP: 8.0 WLS: L BF: 29 H: 7 R: 1 ER: 1 SO: 5 BB: 0 IBB: 0 HBP: 0 BLK: 0 WP: 0 HR: 0 S: 67 P: 97 ERA: 1.12 WHIP: 0.875																			

AB	31
R	0
H	4
RBI	0
BB	0
SO	4
LOB	7



AB	27
R	1
H	7
RBI	1
BB	0
SO	5
LOB	11



Batter	1	2	3	4	5	6	7	8	9	AB	R	H	RBI	BB	SO	LOB	TOP			
22 Willie Harris, L (1, 7) OBP: 0.363, SLG: 0.439										2	0	0	1	1	1	1	Washington Nationals @ Los Angeles Dodgers Dodger Stadium, Los Angeles, CA Fri Jul 25 2008, 7:40 PM PDT Att: 47,303 - Clear - 72 F			
15 Cristian Guzman, S (1, 6) OBP: 0.333, SLG: 0.413										4	0	0	0	0	2	5				
11 Ryan Zimmerman, R (1, 5) OBP: 0.303, SLG: 0.428										4	0	1	1	0	0	0				
25 Austin Kearns, R (1, 9) OBP: 0.317, SLG: 0.327										4	0	2	0	0	0	0				
3 Jesus Flores, R (1, 2) OBP: 0.332, SLG: 0.452										4	0	0	0	0	1	3				
85 Lastings Milledge, R (1, 8) OBP: 0.308, SLG: 0.363										4	0	0	0	0	1	0				
Paul Lo Duca, R (1, 3) OBP: 0.314, SLG: 0.299										3	1	1	0	1	0	0				
Felipe Lopez, S (1, 4) OBP: 0.313, SLG: 0.321										4	0	1	0	0	0	1				
31 John Lannan, L (1, 1) OBP: 0.133, SLG: 0.037										1	0	0	0	0	0	1				
Ryan Langerhans, L (8, PH) OBP: 0.367, SLG: 0.365										0	1	0	0	1	0	0				
38 Joel Hanrahan, R (8, 1)										0	0	0	0	0	0	0				
Inning Stats	R: 0 E: 0 K: 1 S: 6	H: 0 LOB: 0 BB: 0 P: 8	R: 0 E: 0 K: 1 S: 6	H: 0 LOB: 0 BB: 0 P: 9	R: 1 E: 0 K: 1 S: 7	H: 2 LOB: 1 BB: 0 P: 9	R: 0 E: 0 K: 0 S: 5	H: 1 LOB: 0 BB: 0 P: 7	R: 0 E: 1 K: 1 S: 16	H: 0 LOB: 3 BB: 2 P: 27	R: 0 E: 0 K: 0 S: 6	H: 0 LOB: 0 BB: 0 P: 9	R: 1 E: 0 K: 1 S: 13	H: 2 LOB: 2 BB: 1 P: 21	R: 0 E: 0 K: 0 S: 9	H: 0 LOB: 0 BB: 0 P: 11	1B: 5 2B: 0 3B: 0 HR: 0	SF: 1 SAC: 1 DP: 1 HBP: 0	WP: 0 PB: 0 SB: 0 CS: 0	PA: 35
PITCHER	IP WLS BF H R ER SO BB IBB HBP BLK WP HR S P ERA WHIP																			
58 Chad Billingsley, R (1, 1) ERA: 3.26	7.2 W 31 5 2 2 4 3 0 0 0 0 0 0 67 106 2.35 1.043																			
51 Jonathan Broxton, R (8, 1) ERA: 3.35	1.1 S 4 0 0 0 1 0 0 0 0 0 0 0 12 15 0.00 0.000																			

Batter	1	2	3	4	5	6	7	8	9	AB	R	H	RBI	BB	SO	LOB	BOTTOM			
9 Juan Pierre, L (1, 7) OBP: 0.326, SLG: 0.317										4	1	1	0	0	0	0	Washington Nationals @ Los Angeles Dodgers Dodger Stadium, Los Angeles, CA Fri Jul 25 2008, 7:40 PM PDT Att: 47,303 - Clear - 72 F			
27 Matt Kemp, R (1, 9) OBP: 0.345, SLG: 0.461										3	1	1	0	1	1	0				
55 Russell Martin, R (1, 2) OBP: 0.393, SLG: 0.430										3	1	0	0	0	1	1				
12 Jeff Kent, R (1, 4) OBP: 0.313, SLG: 0.415										4	0	2	0	0	0	3				
Pablo Ozuna, R (9, 4) OBP: 0.319, SLG: 0.333										0	0	0	0	0	0	0				
5 Nomar Garciaparra, R (1, 6) OBP: 0.333, SLG: 0.482										3	0	1	2	0	0	2				
Angel Berroa, R (9, 6) OBP: 0.271, SLG: 0.244										0	0	0	0	0	0	0				
7 James Loney, L (1, 3) OBP: 0.360, SLG: 0.460										2	0	0	1	1	0	1				
25 Andruw Jones, R (1, 8) OBP: 0.270, SLG: 0.255										3	0	1	0	0	1	2				
28 Andy LaRoche, R (1, 5) OBP: 0.319, SLG: 0.322										3	0	0	0	0	0	1				
58 Chad Billingsley, R (1, 1) OBP: 0.119, SLG: 0.075										3	0	0	0	0	2	1				
51 Jonathan Broxton, R (8, 1) ERA: 3.95										0	0	0	0	0	0	0				
Inning Stats	R: 0 E: 0 K: 0 S: 8	H: 0 LOB: 0 BB: 0 P: 11	R: 0 E: 0 K: 0 S: 8	H: 1 LOB: 1 BB: 1 P: 19	R: 0 E: 0 K: 0 S: 8	H: 0 LOB: 0 BB: 0 P: 11	R: 0 E: 0 K: 0 S: 5	H: 1 LOB: 1 BB: 1 P: 10	R: 0 E: 0 K: 1 S: 7	H: 1 LOB: 0 BB: 0 P: 12	R: 3 E: 0 K: 1 S: 19	H: 3 LOB: 1 BB: 0 P: 30	R: 0 E: 0 K: 1 S: 7	H: 0 LOB: 0 BB: 0 P: 8	R: 0 E: 0 K: 2 S: 8	H: 0 LOB: 0 BB: 0 P: 10	1B: 5 2B: 1 3B: 0 HR: 0	SF: 0 SAC: 0 DP: 2 HBP: 1	WP: 1 PB: 0 SB: 0 CS: 0	PA: 31
PITCHER	IP WLS BF H R ER SO BB IBB HBP BLK WP HR S P ERA WHIP																			
31 John Lannan, L (1, 1) ERA: 3.33	7.0 L 28 6 3 3 3 2 0 0 1 0 0 0 62 101 3.86 1.143																			
38 Joel Hanrahan, R (8, 1) ERA: 3.95	1.0 3 0 0 0 2 0 0 0 0 0 0 0 8 10 0.00 0.000																			

Batter	1	2	3	4	5	6	7	8	9	AB	R	H	RBI	BB	SO	LOB	TOP										
22 Willie Harris, L OBP: 0.361, SLG: 0.435	F8			P5		G3			1B	4	0	1	0	0	0	0											
10 Ronnie Belliard, R OBP: 0.336, SLG: 0.451	G4-3			2B		K			L8	4	0	1	0	0	1	1											
11 Ryan Zimmerman, R OBP: 0.302, SLG: 0.422	G6-3			G6-3					G2-3	3	0	0	0	1	0	1											
25 Austin Kearns, R OBP: 0.316, SLG: 0.323		G6-3			BB				F8	3	0	0	0	1	1	2											
3 Jesus Flores, R OBP: 0.327, SLG: 0.445		G5-3			K				P5	3	0	0	0	0	1	2											
85 Lastings Milledge, R OBP: 0.306, SLG: 0.369			K			G4-3			G6-3	3	0	0	0	0	1	0											
Paul Lo Duca, R OBP: 0.308, SLG: 0.292				G3		F8			K	3	0	0	0	0	1	0											
Felipe Lopez, S OBP: 0.311, SLG: 0.317				G3		G3			G4-3	3	0	0	0	0	0	0											
Odalis Perez, L ERA: 0.207, SLG: 0.041				G6-3		G1-3			F8	1	0	0	0	0	0	0											
50 Garrett Mock, S ERA: 1.75										1	0	0	0	0	0	0											
Pete Orr, L ERA: 1.8										1	0	0	0	0	0	0											
59 Steven Shell, R ERA: 1.8										1	0	0	0	0	0	0											
Jesus Colome, R ERA: 5.24										1	0	0	0	0	0	0											
5 Kory Casto, L ERA: 0.291, SLG: 0.303										1	0	0	0	0	0	0											
Inning Stats	R: 0 H: 0 E: 0 K: 0 S: 9	H: 0 LOB: 0 BB: 0 P: 13	R: 0 H: 0 E: 0 K: 1 S: 11	H: 0 LOB: 0 BB: 0 P: 16	R: 0 H: 0 E: 0 K: 0 S: 5	H: 0 LOB: 0 BB: 0 P: 9	R: 0 H: 1 E: 0 K: 1 S: 14	H: 1 LOB: 2 BB: 1 P: 24	R: 0 H: 0 E: 0 K: 0 S: 7	H: 0 LOB: 0 BB: 0 P: 13	R: 0 H: 0 E: 0 K: 1 S: 8	H: 0 LOB: 0 BB: 0 P: 11	R: 0 H: 0 E: 0 K: 1 S: 7	H: 0 LOB: 0 BB: 0 P: 9	R: 0 H: 0 E: 0 K: 1 S: 7	H: 0 LOB: 0 BB: 0 P: 12	R: 0 H: 1 E: 0 K: 1 S: 17	H: 1 LOB: 2 BB: 1 P: 31	1B: 1 2B: 1 3B: 0 HR: 0	SF: 0 SAC: 0 DP: 0 HBP: 0	WP: 0 PB: 0 SB: 0 CS: 0	PA: 31					
PITCHER	IP	WLS	BF	H	R	ER	SO	BB	IBB	HBP	BLK	WP	HR	S	P	ERA	WHIP										
Derek Lowe, R ERA: 3.74	(1, 1)	8.0	W	26	1	0	0	4	1	0	0	0	0	68	107	0.00	0.250										
Joe Beimel, L ERA: 1.75	(9, 1)	0.1		2	1	0	0	0	0	0	0	0	0	6	12	0.00	3.000										
47 Cory Wade, R ERA: 2.91	(9, 1)	0.2		3	0	0	0	1	1	0	0	0	0	11	19	0.00	1.500										

Washington Nationals @ Los Angeles Dodgers
Dodger Stadium, Los Angeles, CA
Sat Jul 26 2008, 7:10 PM PDT
Att. 42,124 - Clear - 74 F

AB 29
R 0
H 2
RBI 0
BB 2
SO 5
LOB 6



Batter	1	2	3	4	5	6	7	8	9	AB	R	H	RBI	BB	SO	LOB	BOTTOM										
9 Juan Pierre, L OBP: 0.325, SLG: 0.316	27 HR	G5-3		K			L1			4	1	1	0	0	1	2											
27 Matt Kemp, R OBP: 0.344, SLG: 0.466	HR		G6-3	F8			K			4	1	1	2	0	1	1											
55 Russell Martin, R OBP: 0.391, SLG: 0.431	12 G4-3 5 SF8		F9		G4-3			L8		4	1	1	0	0	0	0											
12 Jeff Kent, R OBP: 0.310, SLG: 0.411	G4-3									3	0	0	0	0	1	1											
7 James Loney, L OBP: 0.361, SLG: 0.462		G5-3								1	0	1	0	0	0	0											
5 Nomar Garciaparra, R OBP: 0.333, SLG: 0.518	SF8									2	1	1	2	0	0	0											
Pablo Ozuna, R OBP: 0.314, SLG: 0.328										1	0	0	0	0	0	1											
Casey Blake, R OBP: 0.386, SLG: 0.470	K				25 WP					3	1	2	0	0	1	0											
25 Andruw Jones, R OBP: 0.266, SLG: 0.251		G5-3								3	0	0	0	0	1	2											
Angel Berroa, R OBP: 0.273, SLG: 0.259		L5								3	1	1	1	0	1	0											
Derek Lowe, R OBP: 0.195, SLG: 0.195										3	0	2	1	0	0	0											
Joe Beimel, L ERA: 1.8										0	0	0	0	0	0	0											
47 Cory Wade, R ERA: 5.24										0	0	0	0	0	0	0											
Inning Stats	R: 3 H: 3 E: 0 K: 1 S: 15	H: 3 LOB: 0 BB: 0 P: 22	R: 0 H: 1 E: 0 K: 0 S: 7	H: 1 LOB: 1 BB: 0 P: 12	R: 0 H: 0 E: 0 K: 0 S: 4	H: 0 LOB: 0 BB: 0 P: 7	R: 3 H: 4 E: 0 K: 2 S: 22	H: 4 LOB: 1 BB: 0 P: 34	R: 0 H: 0 E: 0 K: 1 S: 7	H: 0 LOB: 0 BB: 0 P: 11	R: 0 H: 1 E: 0 K: 1 S: 7	H: 1 LOB: 0 BB: 0 P: 8	R: 0 H: 0 E: 0 K: 1 S: 8	H: 0 LOB: 0 BB: 0 P: 8	R: 0 H: 1 E: 0 K: 0 S: 7	H: 1 LOB: 0 BB: 0 P: 8	R: 0 H: 1 E: 0 K: 1 S: 17	H: 1 LOB: 2 BB: 1 P: 31	1B: 5 2B: 3 3B: 0 HR: 2	SF: 1 SAC: 0 DP: 2 HBP: 0	WP: 1 PB: 0 SB: 0 CS: 0	PA: 32					
PITCHER	IP	WLS	BF	H	R	ER	SO	BB	IBB	HBP	BLK	WP	HR	S	P	ERA	WHIP										
Odalis Perez, L ERA: 4.38	(1, 1)	4.0	L	20	8	6	3	0	0	0	0	0	0	7	11	0.00	0.000										
50 Garrett Mock, R ERA: 6.35	(5, 1)	1.0		3	0	0	0	1	0	0	0	0	0	7	11	0.00	0.000										
59 Steven Shell, R ERA: 1.8	(6, 1)	2.0		6	1	0	0	2	0	0	0	0	0	15	16	0.00	0.500										
Jesus Colome, R ERA: 5.24	(8, 1)	1.0		3	1	0	0	0	0	0	0	0	0	7	8	0.00	1.000										

Washington Nationals @ Los Angeles Dodgers
Dodger Stadium, Los Angeles, CA
Sat Jul 26 2008, 7:10 PM PDT
Att. 42,124 - Clear - 74 F

AB 31
R 6
H 10
RBI 6
BB 0
SO 6
LOB 7



Batter	1	2	3	4	5	6	7	8	9	AB	R	H	RBI	BB	SO	LOB	TOP			
11 Jimmy Rollins, S OBP: 0.332, SLG: 0.432 (1,6)	G4-3		26 HR		F9			G6-3		4	1	1	0	0	0	0	Philadelphia Phillies @ Washington Nationals Nationals Park, Washington, DC Tue Jul 29 2008, 7:10 PM EDT Att: 34,039 - Partly Cloudy - 85 F			
8 Shane Victorino, S OBP: 0.349, SLG: 0.429 (1,8)	K		F8		26 CS			F7		4	0	1	0	0	1	1				
26 Chase Utley, L OBP: 0.369, SLG: 0.566 (1,4)	F9		HR		CS			F9		4	1	2	2	0	0	0				
6 Ryan Howard, L OBP: 0.323, SLG: 0.501 (1,3)		K			F7			F7		4	0	1	0	0	1	1				
Pat Burrell, R OBP: 0.401, SLG: 0.584 (1,7)																				
51 Carlos Ruiz, R OBP: 0.309, SLG: 0.277 (9,2)																				
10 Geoff Jenkins, L OBP: 0.290, SLG: 0.394 (1,9)																				
19 Greg Dobbs, L OBP: 0.343, SLG: 0.433 (1,5)																				
4 Eric Bruntlett, R OBP: 0.322, SLG: 0.329 (7,5)																				
27 Chris Coste, R OBP: 0.333, SLG: 0.489 (1,2)																				
54 Brad Lidge, R (9,1)																				
39 Brett Myers, R OBP: 0.167, SLG: 0.063 (1,1)																				
16 J.C. Romero, S (8,1)																				
37 Chad Durbin, R OBP: 0.167, SLG: 0.167 (8,1)																				
28 Jayson Werth, R OBP: 0.358, SLG: 0.485 (9,7)																				
Inning Stats	R: 0 E: 0 K: 1 S: 10	H: 0 LOB: 0 BB: 0 P: 15	R: 0 E: 1 K: 1 S: 11	H: 1 LOB: 2 BB: 0 P: 15	R: 2 E: 0 K: 1 S: 17	H: 3 LOB: 1 BB: 0 P: 27	R: 0 E: 0 K: 0 S: 7	H: 0 LOB: 0 BB: 0 P: 8	R: 0 E: 0 K: 1 S: 9	H: 1 LOB: 0 BB: 0 P: 12	R: 0 E: 0 K: 2 S: 9	H: 0 LOB: 0 BB: 0 P: 14	R: 0 E: 0 K: 0 S: 13	H: 1 LOB: 1 BB: 0 P: 20	R: 0 E: 0 K: 2 S: 12	H: 1 LOB: 1 BB: 0 P: 20	1B: 7 2B: 0 3B: 0 HR: 1	SF: 0 SAC: 0 DP: 0 HBP: 0	WP: 0 PB: 0 SB: 0 CS: 1	PA: 36
PITCHER	IP WLS BF H R ER SO BB IBB HBP BLK WP HR S P ERA WHIP	IP WLS BF H R ER SO BB IBB HBP BLK WP HR S P ERA WHIP	IP WLS BF H R ER SO BB IBB HBP BLK WP HR S P ERA WHIP	IP WLS BF H R ER SO BB IBB HBP BLK WP HR S P ERA WHIP	IP WLS BF H R ER SO BB IBB HBP BLK WP HR S P ERA WHIP	IP WLS BF H R ER SO BB IBB HBP BLK WP HR S P ERA WHIP	IP WLS BF H R ER SO BB IBB HBP BLK WP HR S P ERA WHIP	IP WLS BF H R ER SO BB IBB HBP BLK WP HR S P ERA WHIP	IP WLS BF H R ER SO BB IBB HBP BLK WP HR S P ERA WHIP	IP WLS BF H R ER SO BB IBB HBP BLK WP HR S P ERA WHIP	IP WLS BF H R ER SO BB IBB HBP BLK WP HR S P ERA WHIP	IP WLS BF H R ER SO BB IBB HBP BLK WP HR S P ERA WHIP	IP WLS BF H R ER SO BB IBB HBP BLK WP HR S P ERA WHIP	IP WLS BF H R ER SO BB IBB HBP BLK WP HR S P ERA WHIP	IP WLS BF H R ER SO BB IBB HBP BLK WP HR S P ERA WHIP	IP WLS BF H R ER SO BB IBB HBP BLK WP HR S P ERA WHIP	IP WLS BF H R ER SO BB IBB HBP BLK WP HR S P ERA WHIP			
40 Collin Balester, R ERA: 5.13 (1,1)	6.0	L	24	6	2	2	5	0	0	0	0	0	0	0	0	0				
50 Garrett Mock, R (7,1)	1.0		3	0	0	0	2	0	0	0	0	0	0	0	0	0				
Charlie Manning, L (8,1)	1.0		4	1	0	0	0	0	0	0	0	0	0	0	0	0				
38 Joel Hanrahan, R ERA: 4.18 (9,1)	1.0		4	1	0	0	2	0	0	0	0	0	0	0	0	0				

AB	35
R	2
H	8
RBI	2
BB	0
SO	9
LOB	10



Batter	1	2	3	4	5	6	7	8	9	AB	R	H	RBI	BB	SO	LOB	BOTTOM			
22 Willie Harris, L OBP: 0.347, SLG: 0.416 (1,7)	G1-3		P4					G5-3		4	0	0	1	0	1	2	Philadelphia Phillies @ Washington Nationals Nationals Park, Washington, DC Tue Jul 29 2008, 7:10 PM EDT Att: 34,039 - Partly Cloudy - 85 F			
10 Ronnie Belliard, R OBP: 0.330, SLG: 0.436 (1,4)	F9							G4-3		3	0	0	0	0	2					
11 Ryan Zimmerman, R OBP: 0.300, SLG: 0.414 (1,5)	K							G5-3		3	0	0	0	1	1					
25 Austin Kearns, R OBP: 0.310, SLG: 0.313 (1,9)		P3						P3		4	0	0	0	0	1					
3 Jesus Flores, R OBP: 0.329, SLG: 0.444 (1,2)		G4-3						F8		4	0	1	0	0	1					
85 Lastings Milledge, R OBP: 0.306, SLG: 0.399 (1,8)		P6						P4		3	0	1	0	0	1					
Paul Lo Duca, R OBP: 0.309, SLG: 0.289 (1,3)										2	0	1	0	0	1					
15 Cristian Guzman, S (8, PR) OBP: 0.333, SLG: 0.413 (9,6)										0	1	0	0	0	0					
Felipe Lopez, S OBP: 0.304, SLG: 0.311 (1,6)										3	0	0	0	0	3					
40 Collin Balester, R ERA: 5.46 (5, PR)	7.0	W	26	4	1	0	2	0	0	0	0	0	0	0	0	0				
50 Garrett Mock, S (7,1)	0.2	H	2	0	0	0	0	0	0	0	0	0	0	0	0	0				
37 Chad Durbin, R ERA: 1.71 (8,1)	0.1	H	1	0	0	0	0	0	0	0	0	0	0	0	0	0				
54 Brad Lidge, R ERA: 2.2 (9,1)	1.0	S	3	0	0	0	0	0	0	0	0	0	0	0	0	0				
Inning Stats	R: 0 E: 0 K: 1 S: 7	H: 0 LOB: 0 BB: 0 P: 9	R: 0 E: 0 K: 0 S: 7	H: 0 LOB: 0 BB: 0 P: 10	R: 0 E: 0 K: 0 S: 10	H: 1 LOB: 1 BB: 0 P: 14	R: 0 E: 0 K: 0 S: 3	H: 0 LOB: 0 BB: 0 P: 6	R: 0 E: 0 K: 1 S: 10	H: 0 LOB: 0 BB: 0 P: 13	R: 0 E: 0 K: 0 S: 12	H: 1 LOB: 2 BB: 1 P: 18	R: 1 E: 1 K: 0 S: 11	H: 1 LOB: 2 BB: 0 P: 15	R: 0 E: 0 K: 0 S: 10	H: 0 LOB: 0 BB: 0 P: 15	1B: 4 2B: 0 3B: 0 HR: 0	SF: 0 SAC: 1 DP: 2 HBP: 2	WP: 0 PB: 0 SB: 0 CS: 0	PA: 32
PITCHER	IP WLS BF H R ER SO BB IBB HBP BLK WP HR S P ERA WHIP	IP WLS BF H R ER SO BB IBB HBP BLK WP HR S P ERA WHIP	IP WLS BF H R ER SO BB IBB HBP BLK WP HR S P ERA WHIP	IP WLS BF H R ER SO BB IBB HBP BLK WP HR S P ERA WHIP	IP WLS BF H R ER SO BB IBB HBP BLK WP HR S P ERA WHIP	IP WLS BF H R ER SO BB IBB HBP BLK WP HR S P ERA WHIP	IP WLS BF H R ER SO BB IBB HBP BLK WP HR S P ERA WHIP	IP WLS BF H R ER SO BB IBB HBP BLK WP HR S P ERA WHIP	IP WLS BF H R ER SO BB IBB HBP BLK WP HR S P ERA WHIP	IP WLS BF H R ER SO BB IBB HBP BLK WP HR S P ERA WHIP	IP WLS BF H R ER SO BB IBB HBP BLK WP HR S P ERA WHIP	IP WLS BF H R ER SO BB IBB HBP BLK WP HR S P ERA WHIP	IP WLS BF H R ER SO BB IBB HBP BLK WP HR S P ERA WHIP	IP WLS BF H R ER SO BB IBB HBP BLK WP HR S P ERA WHIP	IP WLS BF H R ER SO BB IBB HBP BLK WP HR S P ERA WHIP	IP WLS BF H R ER SO BB IBB HBP BLK WP HR S P ERA WHIP	IP WLS BF H R ER SO BB IBB HBP BLK WP HR S P ERA WHIP			
39 Brett Myers, R ERA: 5.46 (1,1)	7.0	W	26	4	1	0	2	0	0	0	0	0	0	0	0	0				
16 J.C. Romero, L (8,1)	0.2	H	2	0	0	0	0	0	0	0	0	0	0	0	0	0				
37 Chad Durbin, R ERA: 1.71 (8,1)	0.1	H	1	0	0	0	0	0	0	0	0	0	0	0	0	0				
54 Brad Lidge, R ERA: 2.2 (9,1)	1.0	S	3	0	0	0	0	0	0	0	0	0	0	0	0	0				

AB	28
R	1
H	4
RBI	1
BB	1
SO	2
LOB	12



Batter	1	2	3	4	5	6	7	8	9	AB	R	H	RBI	BB	SO	LOB	TOP			
15 Jerry Hairston, R OBP: 0.390, SLG: 0.484	F8		F7		F8			G1-3		4	0	0	0	0	0	4	Cincinnati Reds @ Washington Nationals Nationals Park, Washington, DC Fri Aug 01 2008, 7:35 PM EDT Att: 30,572 - Clear - 89 F			
Jeff Keppinger, R OBP: 0.329, SLG: 0.373	G6-3			G5-3		G5-3		K		4	1	1	0	0	1					
32 Jay Bruce, L OBP: 0.318, SLG: 0.418	G5-3			G3		G3-1			HR	4	1	1	1	0	0					
4 Brandon Phillips, R OBP: 0.323, SLG: 0.458		K		G6-3		G6-3			K	4	0	0	1	0	2					
Adam Dunn, L OBP: 0.386, SLG: 0.563		K		F7						2	0	0	0	2	1					
28 Edwin Encarnación, R OBP: 0.341, SLG: 0.483			G6-3		G6-3		FC5-4			4	0	0	0	0	0	2				
Andy Phillips, R OBP: 0.259, SLG: 0.214					G6-3		FC5-4			2	0	1	0	1	0					
19 Joey Votto, L OBP: 0.343, SLG: 0.445							G6-4-3		L4	2	0	1	0	1	0	1				
David Ross, R OBP: 0.388, SLG: 0.380									L4	1	0	0	0	0	0	1				
34 Homer Bailey, R OBP: 0.125, SLG: 0.250										0	0	0	0	0	0	0				
40 Nick Masset, R										1	0	0	0	0	1	2				
Jeremy Affeldt, L										0	0	0	0	0	0	0				
Jolbert Cabrera, R OBP: 0.379, SLG: 0.481										1	0	1	0	0	0	0				
David Weathers, R										0	0	0	0	0	0	0				
Inning Stats	R: 0 E: 0 K: 0 S: 6	H: 0 LOB: 0 BB: 0 P: 7	R: 0 E: 0 K: 2 S: 9	H: 0 LOB: 0 BB: 0 P: 13	R: 0 E: 0 K: 1 S: 9	H: 0 LOB: 1 BB: 1 P: 16	R: 1 E: 0 K: 0 S: 9	H: 1 LOB: 0 BB: 0 P: 15	R: 0 E: 0 K: 0 S: 7	H: 0 LOB: 0 BB: 0 P: 7	R: 0 E: 0 K: 0 S: 6	H: 0 LOB: 1 BB: 1 P: 10	R: 0 E: 0 K: 2 S: 9	H: 1 LOB: 1 BB: 0 P: 17	R: 1 E: 0 K: 1 S: 16	H: 1 LOB: 1 BB: 1 P: 22	1B: 1 2B: 1 3B: 1 HR: 1	SF: 0 SAC: 1 DP: 1 HBP: 0	WP: 0 PB: 0 SB: 0 CS: 0	PA: 34
PITCHER	IP WLS BF H R ER SO BB IBB HBP BLK WP HR S P ERA WHIP																			
Odalis Perez, L ERA: 4.16	(1, 1) 7.1 W 27 3 1 1 5 3 0 0 0 0 0 63 102 1.23 0.818																			
52 Saul Rivera, R ERA: 3.32	(8, 1) 0.2 2 0 0 0 1 0 0 0 0 0 0 4 7 0.00 0.000																			
38 Joel Hanrahan, R ERA: 3.9	(9, 1) 1.0 5 1 1 1 1 1 0 0 0 0 0 1 16 22 9.00 2.000																			

AB	29
R	2
H	4
RBI	2
BB	4
SO	7
LOB	13




Batter	1	2	3	4	5	6	7	8	9	AB	R	H	RBI	BB	SO	LOB	BOTTOM			
Emilio Bonifacio, S OBP: 0.189, SLG: 0.250	K			G4-3		FC6-4				4	1	1	1	0	1	1	Cincinnati Reds @ Washington Nationals Nationals Park, Washington, DC Fri Aug 01 2008, 7:35 PM EDT Att: 30,572 - Clear - 89 F			
22 Willie Harris, L OBP: 0.348, SLG: 0.434					P4			B5-3		3	2	1	0	1	0	0				
34 Elijah Dukes, R OBP: 0.370, SLG: 0.441								G5-3		4	1	2	2	0	0	0				
25 Austin Kearns, R OBP: 0.307, SLG: 0.313								K		4	0	1	0	0	2	3				
3 Jesus Flores, R OBP: 0.329, SLG: 0.452										4	0	1	2	0	1	2				
85 Lastings Milledge, R OBP: 0.362, SLG: 0.369										4	0	2	0	0	0	1				
5 Kory Casto, L OBP: 0.281, SLG: 0.302										4	0	0	0	0	2	3				
12 Alberto Gonzalez, R OBP: 0.267, SLG: 0.241										2	1	1	0	2	0	1				
Odalis Perez, L OBP: 0.194, SLG: 0.226										2	0	0	0	0	0	2				
52 Saul Rivera, S										0	0	0	0	0	0	0				
38 Joel Hanrahan, R										0	0	0	0	0	0	0				
Inning Stats	R: 2 E: 0 K: 3 S: 20	H: 4 LOB: 2 BB: 0 P: 31	R: 3 E: 0 K: 0 S: 12	H: 3 LOB: 1 BB: 1 P: 18	R: 0 E: 0 K: 0 S: 6	H: 0 LOB: 1 BB: 1 P: 12	R: 0 E: 0 K: 0 S: 6	H: 0 LOB: 0 BB: 0 P: 7	R: 0 E: 0 K: 1 S: 7	H: 1 LOB: 0 BB: 0 P: 12	R: 0 E: 0 K: 0 S: 8	H: 0 LOB: 1 BB: 1 P: 15	R: 0 E: 0 K: 1 S: 5	H: 0 LOB: 0 BB: 0 P: 9	R: 0 E: 0 K: 1 S: 10	H: 1 LOB: 1 BB: 0 P: 15	1B: 6 2B: 2 3B: 1 HR: 0	SF: 0 SAC: 1 DP: 0 HBP: 0	WP: 1 PB: 0 SB: 1 CS: 1	PA: 36
PITCHER	IP WLS BF H R ER SO BB IBB HBP BLK WP HR S P ERA WHIP																			
34 Homer Bailey, R ERA: 7.55	(1, 1) 2.0 L 14 7 5 5 3 1 0 0 0 0 0 0 32 49 22.50 4.000																			
40 Nick Masset, R ERA: 4.34	(3, 1) 3.0 10 1 0 0 1 1 0 0 0 0 0 19 31 0.00 0.667																			
Jeremy Affeldt, L ERA: 3.9	(6, 1) 2.0 7 0 0 0 1 1 0 0 0 0 0 13 24 0.00 0.500																			
David Weathers, R ERA: 3.33	(8, 1) 1.0 4 1 0 0 1 0 0 0 0 0 0 10 15 0.00 1.000																			


AB	31
R	5
H	9
RBI	5
SO	6
LOB	13

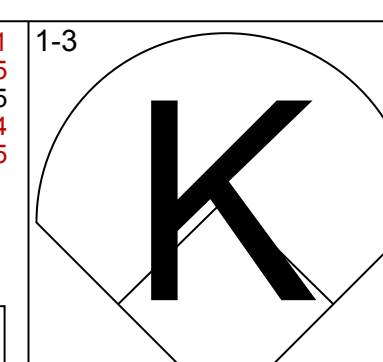
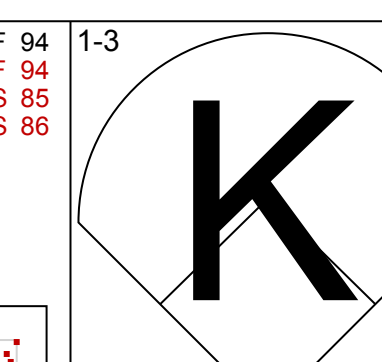
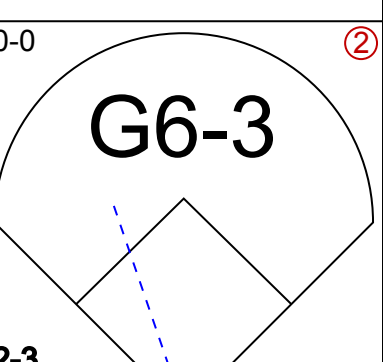
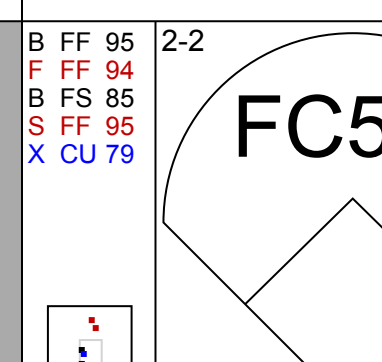
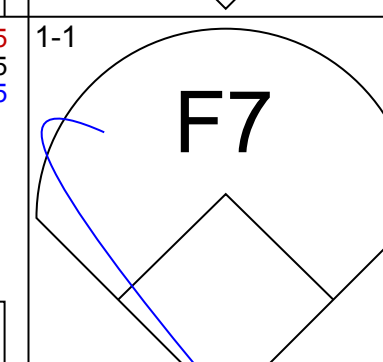
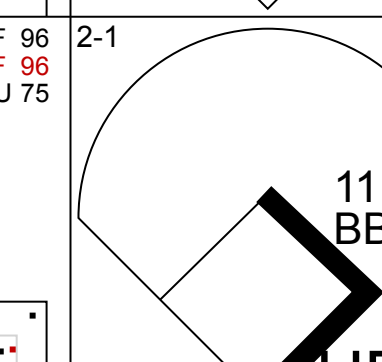
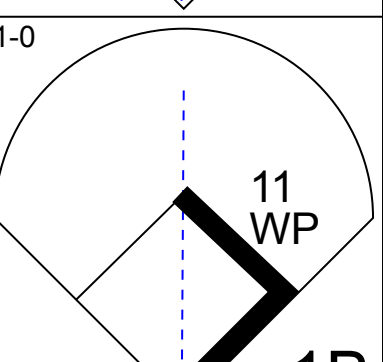
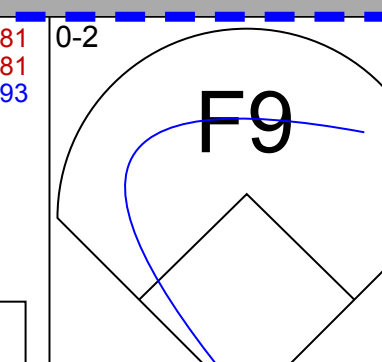
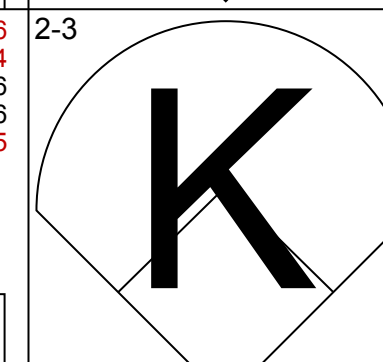
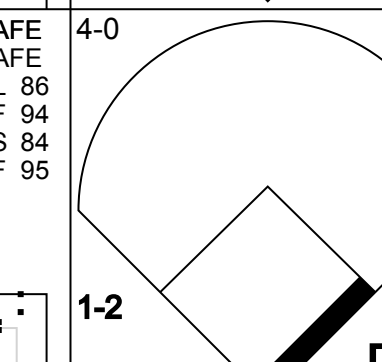
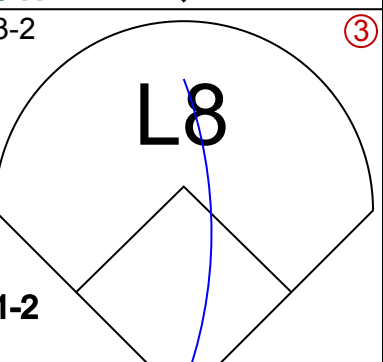
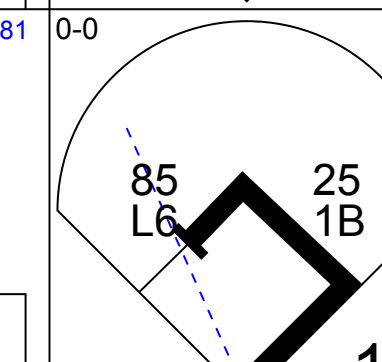
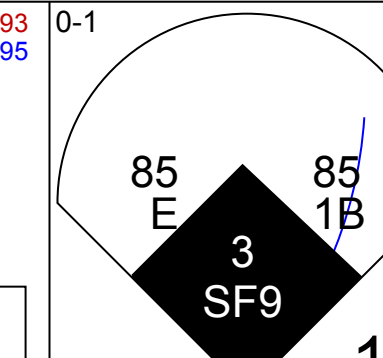
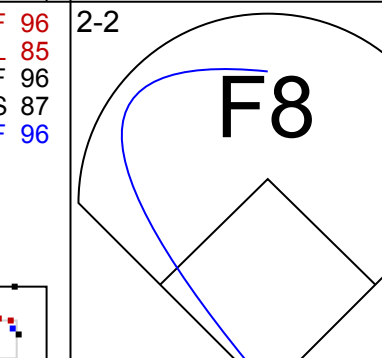
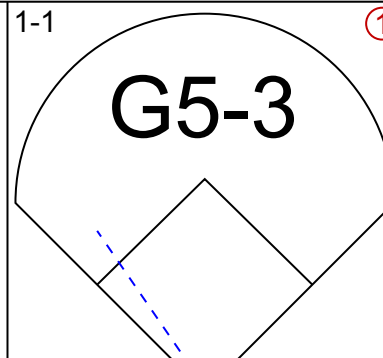
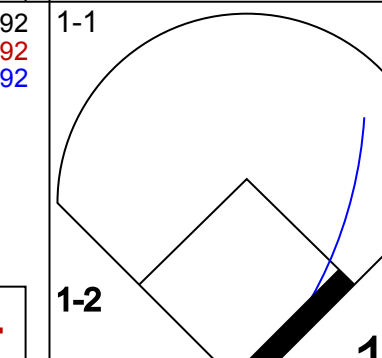
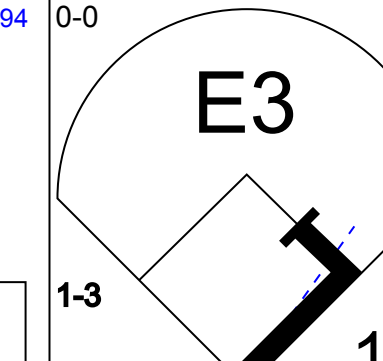
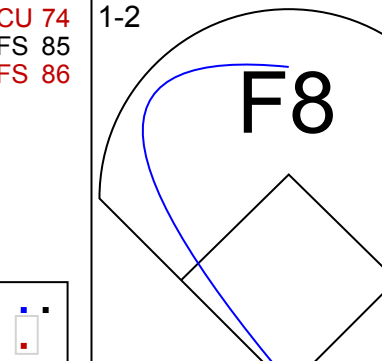
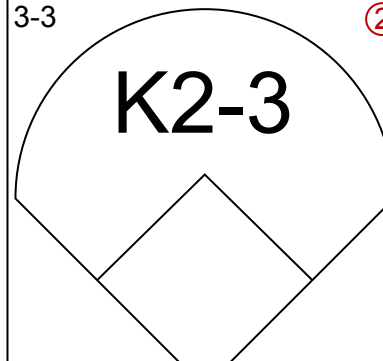
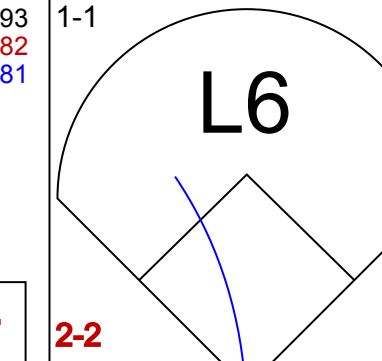
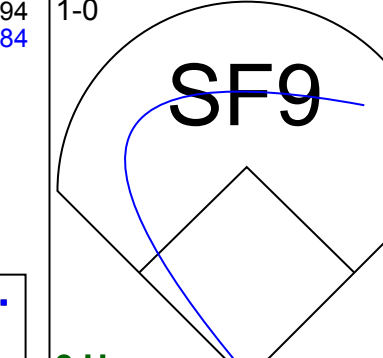
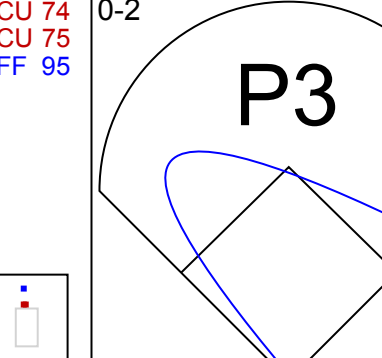
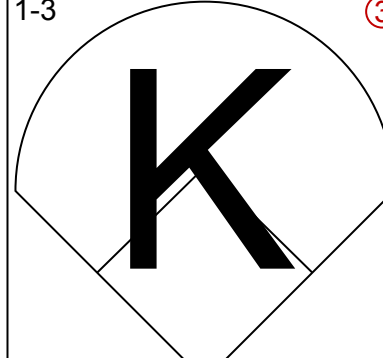
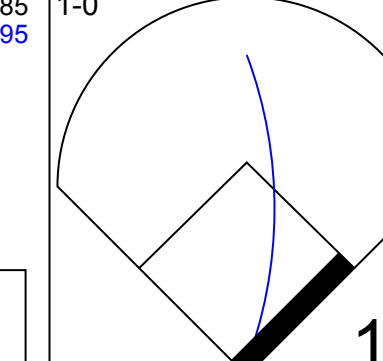
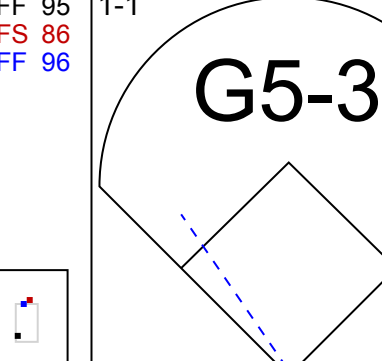
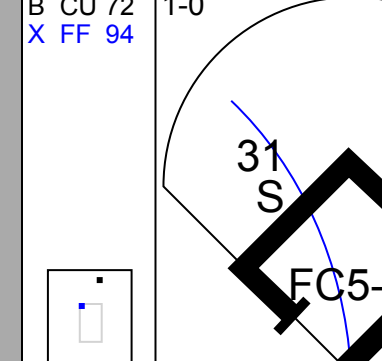
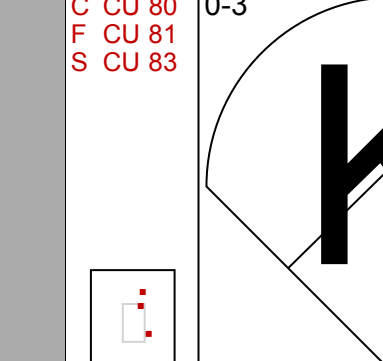
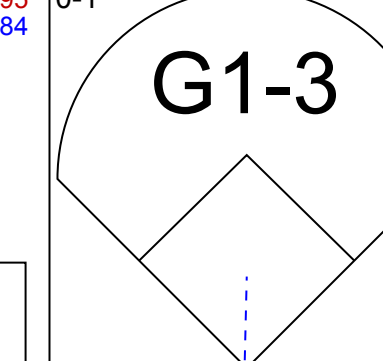
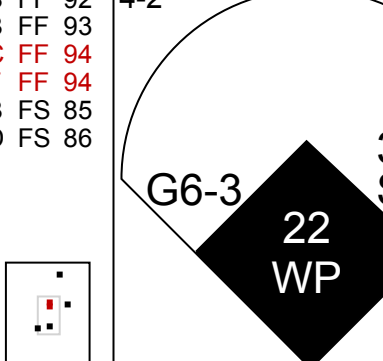
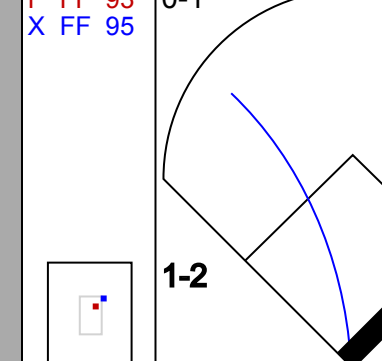
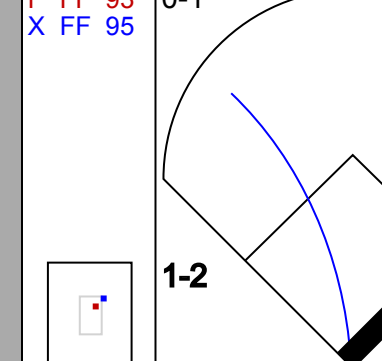
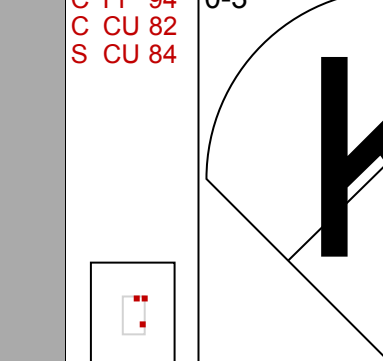
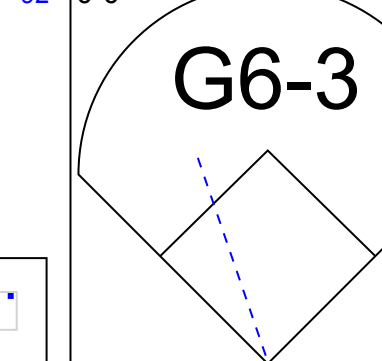
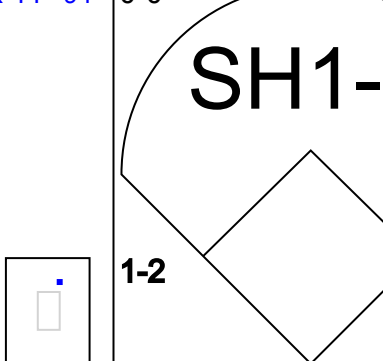
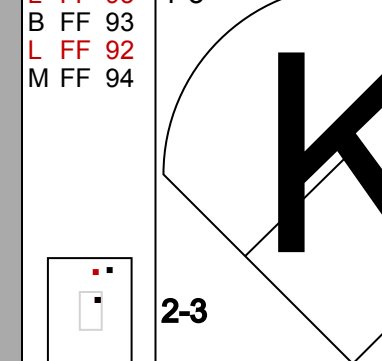
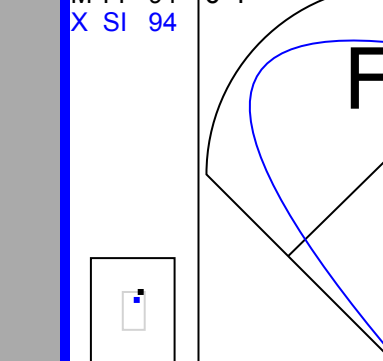


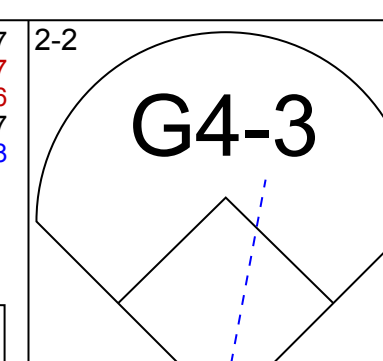
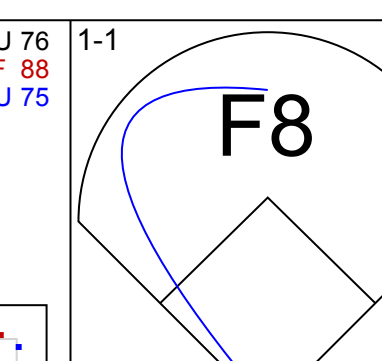
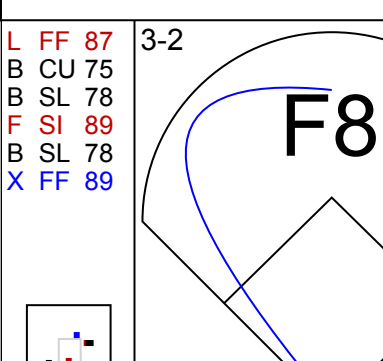
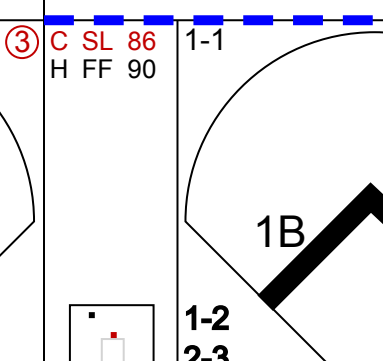
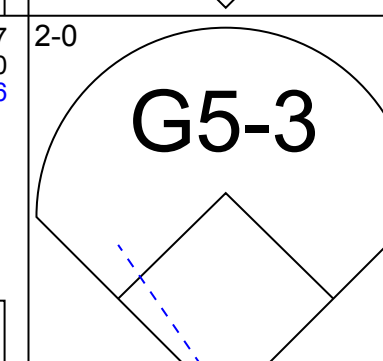
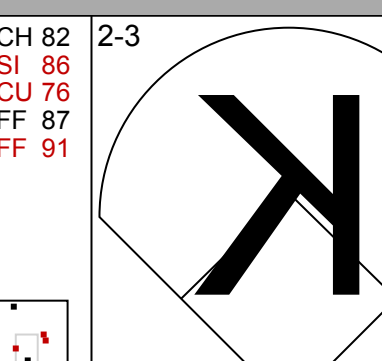
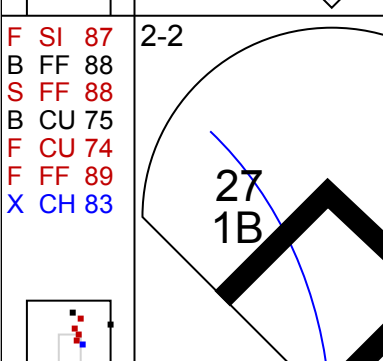
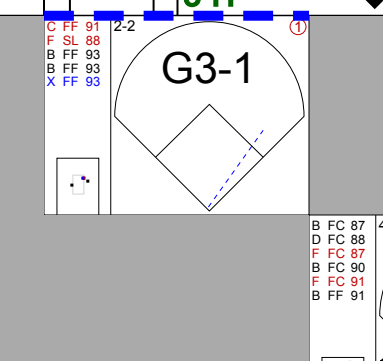
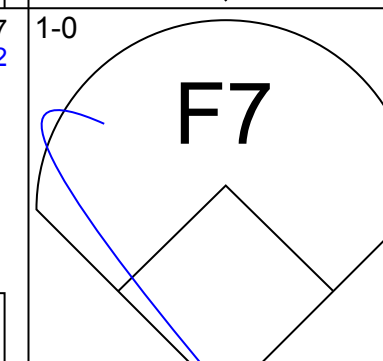
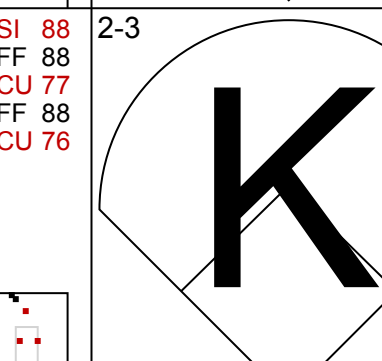
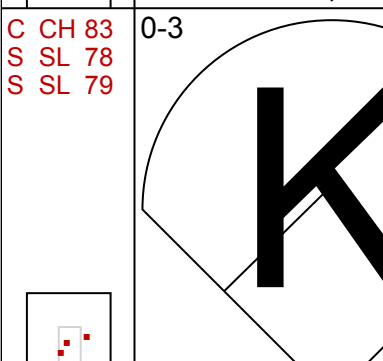
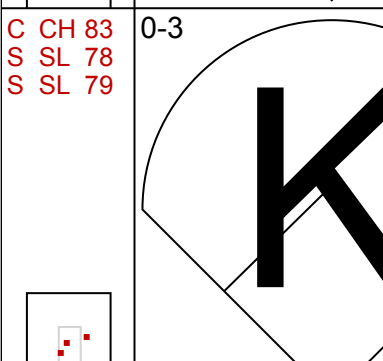
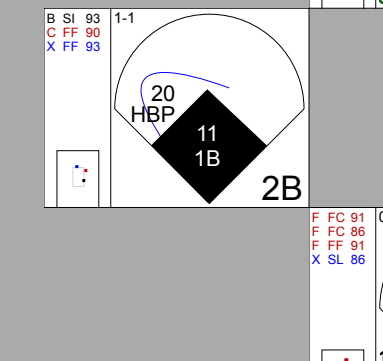
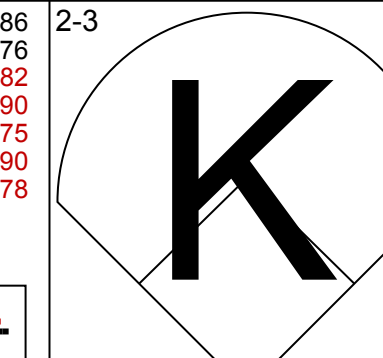
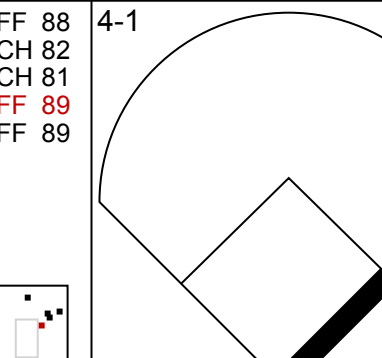
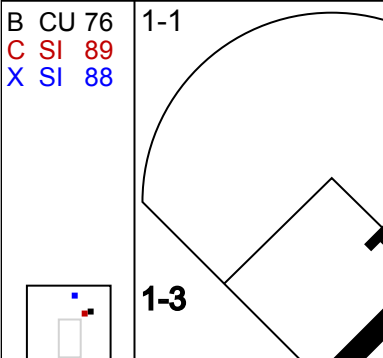
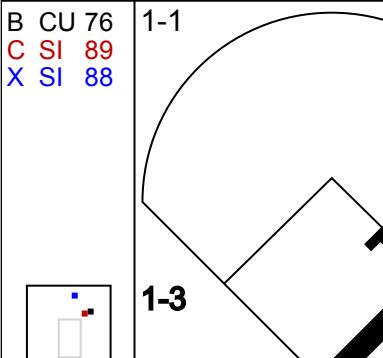
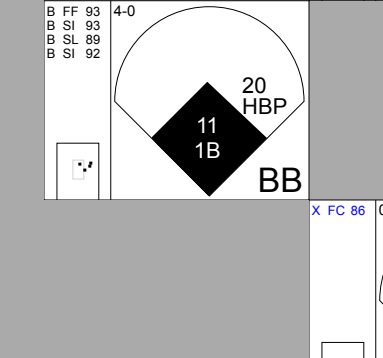
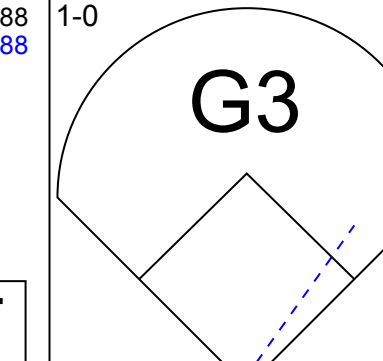
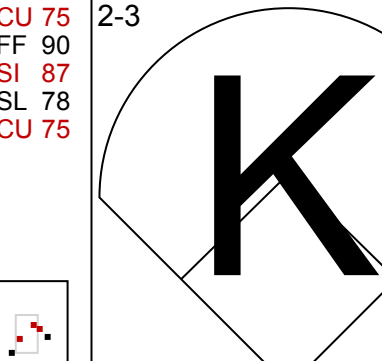
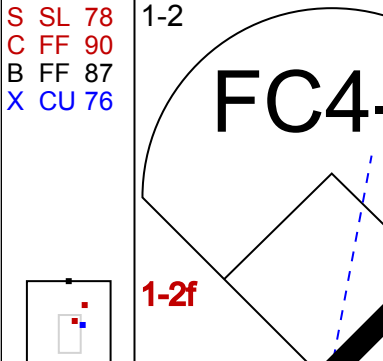
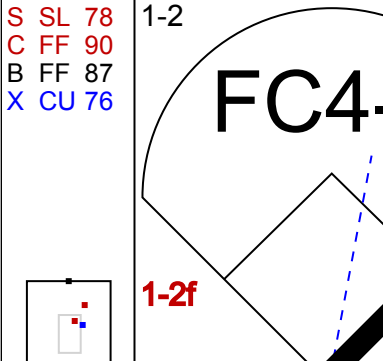
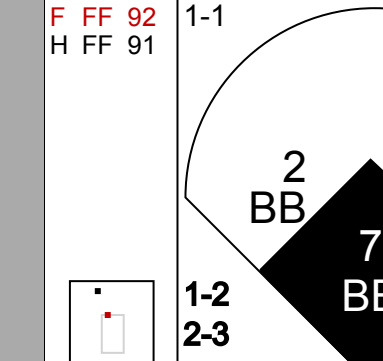
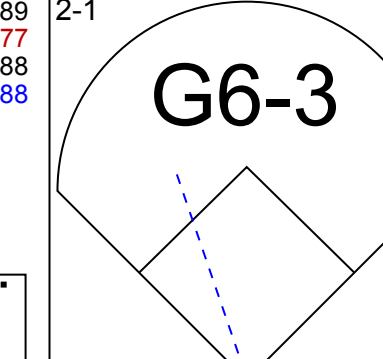
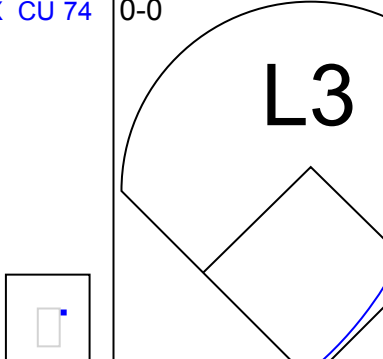
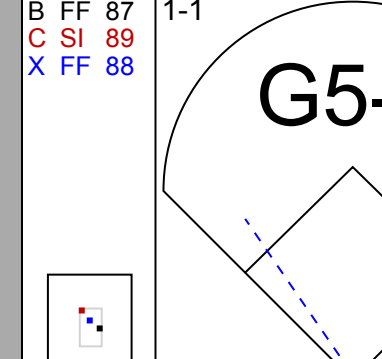
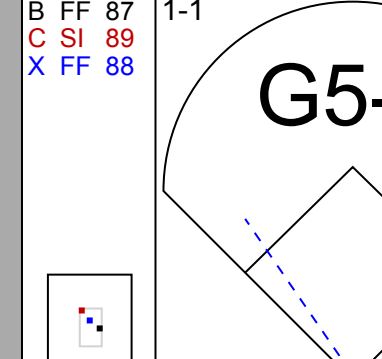
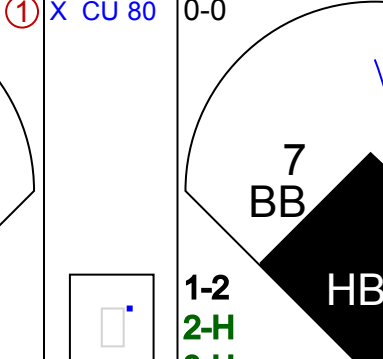
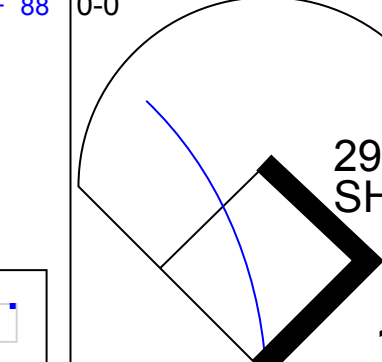
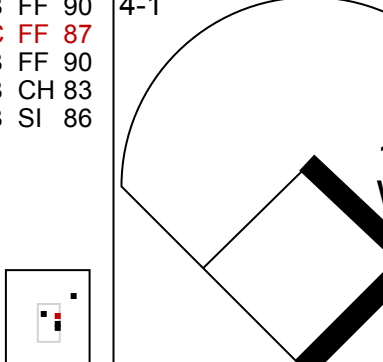
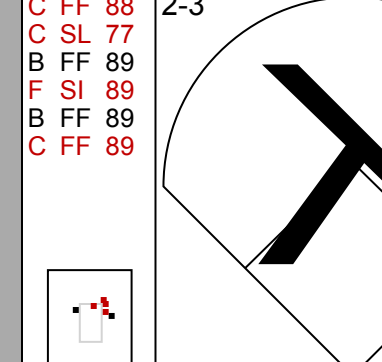
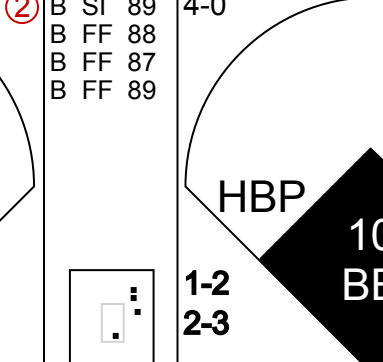
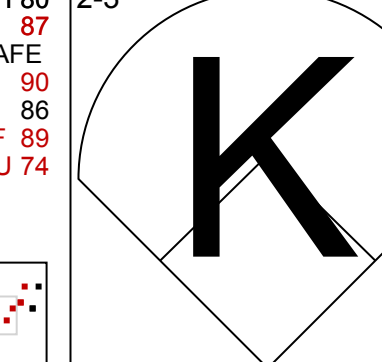
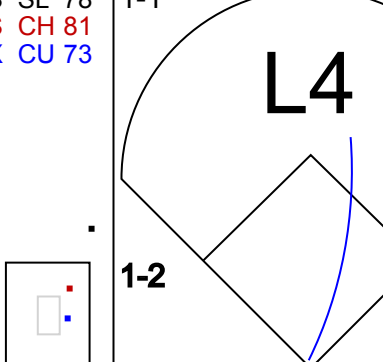
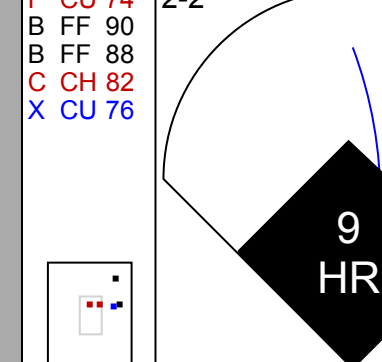
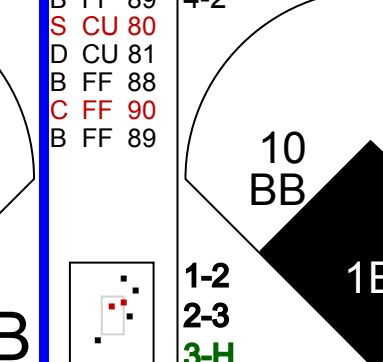
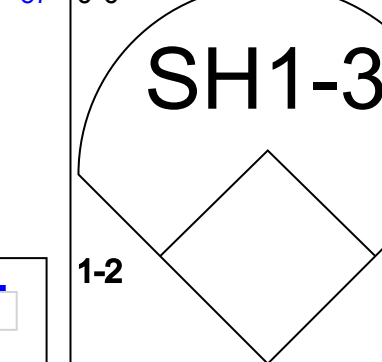
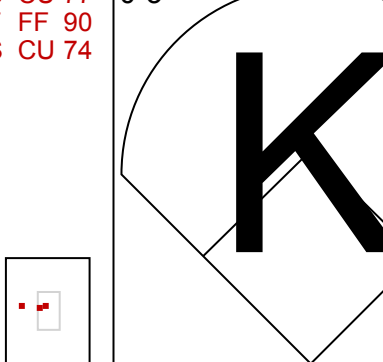
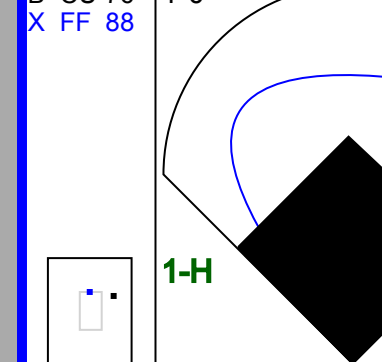
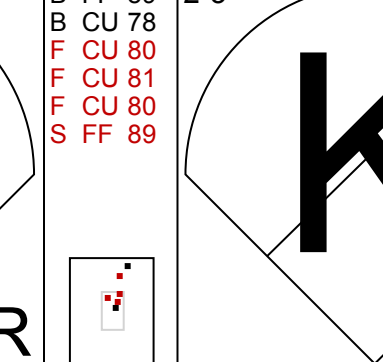
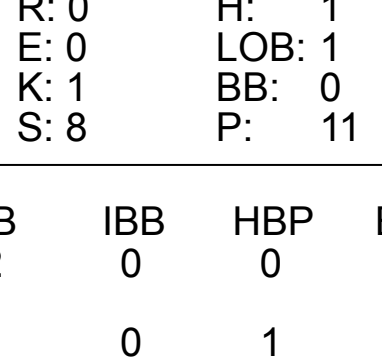
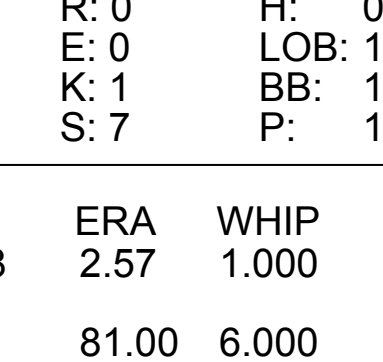
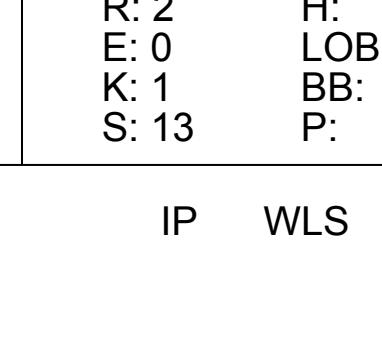
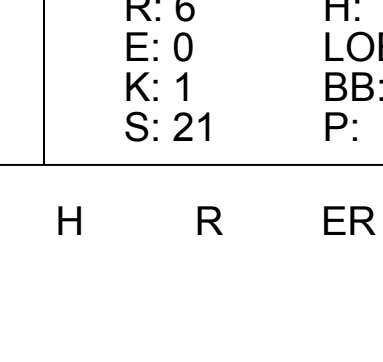




Batter	1	2	3	4	5	6	7	8	9	AB	R	H	RBI	BB	SO	LOB	TOP					
Jeff Keppinger, R (1,6) OBP: 0.324, SLG: 0.364	G5-3		G4-3		G5-3		G4-3			4	0	0	0	0	0	1	Cincinnati Reds @ Washington Nationals Nationals Park, Washington, DC Sun Aug 03 2008, 1:35 PM EDT Att: 32,939 - Sunny - 81 F					
19 Joey Votto, L (1,3) OBP: 0.347, SLG: 0.458	G3			G6-4-3		HR		1B		4	1	3	1	0	0	0						
32 Jay Bruce, L (1,9)	P5			G6-4-3		G4-3		F8		4	0	1	0	0	0	1						
4 Brandon Phillips, R (1,4) OBP: 0.324, SLG: 0.457				G6-4-3		1B		F9		3	0	1	0	1	0	3						
Adam Dunn, L (1,7) OBP: 0.384, SLG: 0.555	K					BB		F9		3	0	1	0	1	1	2						
28 Edwin Encarnación, R (1,5) OBP: 0.339, SLG: 0.484						BB		F9		3	0	0	0	0	1	4						
Corey Patterson, L (1,8) OBP: 0.226, SLG: 0.343								HR		4	1	2	1	0	1	4						
David Ross, R (1,2) OBP: 0.376, SLG: 0.368			K					K		4	0	0	0	0	3	1						
47 Johnny Cueto, R (1,1) OBP: 0.311, SLG: 0.030								K		2	0	0	0	0	1	1						
Andy Phillips, R (7,PH) OBP: 0.234, SLG: 0.209										1	0	0	0	0	0	0						
Mike Lincoln, R (7,1)										0	0	0	0	0	0	0						
David Weathers, R (8,1)										0	0	0	0	0	0	0						
Javier Valentin, S (9,PH) OBP: 0.295, SLG: 0.364										1	0	0	0	0	1	0						
Inning Stats	R: 0 E: 0 K: 0 S: 7	H: 0 LOB: 0 BB: 0 P: 13	R: 0 E: 0 K: 2 S: 11	H: 1 LOB: 1 BB: 0 P: 21	R: 0 E: 0 K: 2 S: 8	H: 0 LOB: 0 BB: 0 P: 12	R: 0 E: 0 K: 0 S: 10	H: 2 LOB: 2 BB: 1 P: 18	R: 0 E: 0 K: 1 S: 13	H: 1 LOB: 1 BB: 0 P: 19	R: 1 E: 0 K: 1 S: 14	H: 2 LOB: 2 BB: 1 P: 24	R: 0 E: 0 K: 0 S: 6	H: 0 LOB: 0 BB: 0 P: 9	R: 0 E: 0 K: 0 S: 9	H: 1 LOB: 1 BB: 0 P: 15	R: 1 E: 0 K: 2 S: 11	H: 1 LOB: 0 BB: 0 P: 14	1B: 6 2B: 0 3B: 0 HR: 2	SF: 0 SAC: 0 DP: 1 HBP: 1	WP: 0 PB: 0 SB: 1 CS: 0	PA: 36
PITCHER	IP WLS BF H R ER SO BB IBB HBP BLK WP HR S P ERA WHIP																					
40 Colin Balester, R (1,1) ERA: 4.55	5.1 W 23 6 1 1 5 2 0 1 0 0 0 1 58 101 1.69 1.500																					
59 Steven Shell, R (6,1) ERA: 1.92	1.2 H 5 0 0 0 1 0 0 0 0 0 0 0 11 15 0.00 0.000																					
Charlie Manning, L (8,1) ERA: 3.86	1.0 H 4 1 0 0 0 0 0 0 0 0 0 0 9 15 0.00 1.000																					
38 Joel Hanrahan, R (9,1) ERA: 3.98	1.0 S 4 1 1 1 2 0 0 0 0 0 0 1 11 14 9.00 1.000																					

Batter	1	2	3	4	5	6	7	8	9	AB	R	H	RBI	BB	SO	LOB	BOTTOM			
Emilio Bonifacio, S (1,4) OBP: 0.280, SLG: 0.440	K	F7								4	0	2	0	0	1	0	Cincinnati Reds @ Washington Nationals Nationals Park, Washington, DC Sun Aug 03 2008, 1:35 PM EDT Att: 32,939 - Sunny - 81 F			
22 Willie Harris, L (1,7) OBP: 0.340, SLG: 0.422	K	F8								4	0	0	0	0	1	1				
85 Lastings Milledge, R (1,8) OBP: 0.311, SLG: 0.377	HR									2	1	1	1	2	0	1				
25 Austin Kearns, R (1,9) OBP: 0.318, SLG: 0.325	1B									4	1	3	0	0	0	1				
5 Kory Casto, L (1,3) OBP: 0.305, SLG: 0.304	1B									4	1	1	0	0	0	4				
Pete Orr, L (1,5) OBP: 0.303, SLG: 0.313	E7									2	1	1	1	0	1	1				
23 Wil Nieves, R (1,2) OBP: 0.327, SLG: 0.367										3	0	1	1	0	0	1				
12 Alberto Gonzalez, R (1,6) OBP: 0.279, SLG: 0.274	F9									3	0	0	0	0	0	1				
40 Colin Balester, R (1,1) OBP: 0.429, SLG: 0.333										2	0	0	0	0	1	0				
59 Steven Shell, R (6,1) ERA: 5.0										0	0	0	0	0	0	0				
Ryan Langerhans, L (7,PH) OBP: 0.373, SLG: 0.368										1	0	0	0	0	1	0				
Charlie Manning, L (8,1) ERA: 3.71										0	0	0	0	0	0	0				
38 Joel Hanrahan, R (9,1) ERA: 3.26										0	0	0	0	0	0	0				
Inning Stats	R: 4 E: 1 K: 2 S: 18	H: 5 LOB: 1 BB: 0 P: 30	R: 0 E: 0 K: 0 S: 4	H: 0 LOB: 0 BB: 0 P: 6	R: 0 E: 0 K: 1 S: 9	H: 0 LOB: 1 BB: 1 P: 16	R: 0 E: 0 K: 1 S: 9	H: 0 LOB: 0 BB: 0 P: 13	R: 0 E: 0 K: 0 S: 8	H: 1 LOB: 1 BB: 0 P: 12	R: 0 E: 0 K: 0 S: 5	H: 1 LOB: 0 BB: 0 P: 9	R: 0 E: 0 K: 1 S: 8	H: 1 LOB: 0 BB: 0 P: 13	R: 0 E: 0 K: 0 S: 11	H: 1 LOB: 1 BB: 1 P: 23	1B: 8 2B: 0 3B: 0 HR: 1	SF: 0 SAC: 0 DP: 2 HBP: 1	WP: 0 PB: 0 SB: 1 CS: 2	PA: 34
PITCHER	IP WLS BF H R ER SO BB IBB HBP BLK WP HR S P ERA WHIP																			
47 Johnny Cueto, R (1,1) ERA: 5.0	6.0 L 25 7 4 4 3 4 1 0 1 0 0 0 53 86 4.50 1.333																			
Mike Lincoln, R (7,1) ERA: 3.71	1.0 3 1 0 0 1 0 0 0 0 0 0 0 8 13 0.00 1.000																			
David Weathers, R (8,1) ERA: 3.26	1.0 4 1 0 0 0 1 0 0 0 0 0 0 11 23 0.00 2.000																			

Batter	1	2	3	4	5	6	7	8	9	AB	R	H	RBI	BB	SO	LOB	TOP								
Emilio Bonifacio, S OBP: 0.533, SLG: 0.533 (1.4)	G3-1		22 E 1B			22 1B 3B		K		5	2	3	1	0	1	1	Washington Nationals @ Colorado Rockies Coors Field, Denver, CO Mon Aug 04 2008, 7:05 PM MDT Att: 33,143 - Partly Cloudy - 80 F AB 40 R 9 H 14 RBI 6 BB 3 SO 7 LOB 20 								
22 Willie Harris, L OBP: 0.342, SLG: 0.436 (1.5)	P5		FC1 85 1B 3 FC3-6 1-H 2-H	L4-6				HR		5	2	2	3	0	0	2									
85 Lastings Milledge, R OBP: 0.310, SLG: 0.375 (1.8)	K					G5-3		K		5	1	1	0	0	2	2									
25 Austin Kearns, R OBP: 0.323, SLG: 0.323 (1.9)		G5-3		FC3-6 3 BB		L8				2	0	0	0	2	0	0									
3 Jesus Flores, R OBP: 0.332, SLG: 0.460 (1.2)			FC3-6 5 WP 1-2H 2-H				K	FC5-4 3 BB		5	1	2	2	0	1	3									
5 Kory Casto, L OBP: 0.309, SLG: 0.320 (1.3)				G4-3		F7				5	0	2	0	0	1	2									
Ryan Langerhans, L OBP: 0.361, SLG: 0.344 (1.7)						F7		F5		4	0	0	0	1	2	4									
12 Alberto Gonzalez, R OBP: 0.296, SLG: 0.308 (6. PR)								F7		3	0	2	0	0	0	1									
Pete Orr, L OBP: 0.286, SLG: 0.294 (6. PR)										2	1	0	0	0	0	3									
Tim Redding, R OBP: 0.287, SLG: 0.229 (6.1)										2	1	1	0	0	0	1									
52 Saul Rivera, S OBP: 0.295, SLG: 0.456 (6. PH)										0	0	0	0	0	0	0									
10 Ronnie Bellard, R OBP: 0.295, SLG: 0.456 (6.1)										0	1	1	0	0	0	0									
Luis Ayala, R OBP: 0.295, SLG: 0.288 (6.1)										0	0	0	0	0	0	0									
11 Ryan Zimmerman, R OBP: 0.311, SLG: 0.419 (6. PH)										1	0	0	0	0	0	1									
Jesus Colome, R OBP: 0.295, SLG: 0.288 (6.1)										0	0	0	0	0	0	0									
Inning Stats	R: 0 E: 0 K: 1 S: 11	H: 0 LOB: 0 BB: 0 P: 15	R: 1 E: 0 K: 1 S: 13	H: 2 LOB: 1 BB: 0 P: 20	R: 4 E: 2 K: 1 S: 12	H: 3 LOB: 1 BB: 1 P: 23	R: 0 E: 0 K: 0 S: 9	H: 2 LOB: 1 BB: 0 P: 13	R: 0 E: 0 K: 0 S: 9	H: 1 LOB: 1 BB: 0 P: 14	R: 2 E: 0 K: 1 S: 17	H: 3 LOB: 2 BB: 0 P: 25	R: 0 E: 0 K: 1 S: 11	H: 1 LOB: 1 BB: 0 P: 17	R: 2 E: 0 K: 1 S: 12	H: 2 LOB: 1 BB: 1 P: 17	R: 0 E: 0 K: 1 S: 9	H: 0 LOB: 1 BB: 1 P: 17	1B: 9 2B: 3 3B: 1 HR: 2	SF: 0 SAC: 1 DP: 1 HBP: 1	WP: 2 PB: 0 SB: 0 CS: 0	PA: 45			
PITCHER	IP	WLS	BF	H	R	ER	SO	BB	IBB	HBP	BLK	WP	HR	S	P	ERA	WHIP								
28 Aaron Cook, R ERA: 3.88 (1.1)	5.2	L	29	11	7	5	3	1	0	0	0	2	1	66	104	7.94	2.118								
41 Steven Register, R ERA: (6.1)	2.0		1	0	0	0	1	0	0	0	0	0	0	5	6	0.00	0.000								
34 Matt Herges, R ERA: 4.83 (7.1)	0.1		11	3	2	2	2	1	0	1	0	0	1	23	34	9.00	2.000								
49 Jason Grilli, R ERA: 3.58 (9.1)	1.0		4	0	0	0	1	1	0	0	0	0	0	9	17	0.00	1.000								

Batter	1	2	3	4	5	6	7	8	9	AB	R	H	RBI	BB	SO	LOB	BOTTOM								
12 Clint Barmes, R OBP: 0.329, SLG: 0.480 (1.4)	2B 1B									5	1	2	0	0	1	0	Washington Nationals @ Colorado Rockies Coors Field, Denver, CO Mon Aug 04 2008, 7:05 PM MDT Att: 33,143 - Partly Cloudy - 80 F AB 34 R 4 H 7 RBI 4 BB 4 SO 9 LOB 15 								
2 Troy Tulowitzki, R OBP: 0.308, SLG: 0.353 (1.6)	2B 1B BB					G6-3				3	1	1	0	2	1	0									
Matt Holliday, R OBP: 0.429, SLG: 0.594 (1.7)	1B 2B					G1-3				4	1	1	1	0	1	3									
11 Brad Hawpe, L OBP: 0.383, SLG: 0.497 (1.9)	1B					F8				4	0	2	2	0	0	1									
27 Garrett Atkins, R OBP: 0.330, SLG: 0.466 (1.3)	F9					F9				4	1	1	0	0	0	2									
9 Ian Stewart, L OBP: 0.391, SLG: 0.505 (1.5)	K					K				3	0	0	0	1	2	2									
20 Chris Iannetta, R OBP: 0.378, SLG: 0.519 (1.2)	G6-3					P4				3	0	0	0	1	0	4									
18 Cory Sullivan, L OBP: 0.167, SLG: 0.118 (1.8)	K2-3					F8				4	0	0	1	0	1	2									
28 Aaron Cook, R OBP: 0.287, SLG: 0.229 (6.1)										2	0	0	0	0	2	0									
41 Steven Register, R ERA: 3.16 (6. PH)										1	0	0	0	0	0	1									
Luis Ayala, R ERA: 5.33 (7.1)										0	0	0	0	0	0	0									
34 Matt Herges, L ERA: 4.83 (9.1)										0	0	0	0	0	0	0									
49 Jason Grilli, R ERA: 3.58 (6. PH)										1	0	0	0	0	0	0									
Inning Stats	R: 3 E: 0 K: 1 S: 18	H: 3 LOB: 1 BB: 1 P: 31	R: 0 E: 0 K: 3 S: 16	H: 1 LOB: 2 BB: 1 P: 27	R: 0 E: 0 K: 1 S: 10	H: 1 LOB: 0 BB: 0 P: 17	R: 0 E: 0 K: 1 S: 7	H: 0 LOB: 0 BB: 0 P: 11	R: 0 E: 0 K: 0 S: 7	H: 0 LOB: 0 BB: 0 P: 13	R: 1 E: 0 K: 1 S: 16	H: 1 LOB: 1 BB: 1 P: 24	R: 0 E: 0 K: 0 S: 7	H: 1 LOB: 1 BB: 0 P: 9	R: 0 E: 0 K: 0 S: 10	H: 0 LOB: 1 BB: 1 P: 14	R: 0 E: 0 K: 2 S: 8	H: 0 LOB: 0 BB: 0 P: 11	1B: 5 2B: 2 3B: 0 HR: 0	SF: 0 SAC: 0 DP: 0 HBP: 0	WP: 0 PB: 0 SB: 1 CS: 0	PA: 38			
PITCHER	IP	WLS	BF	H	R	ER	SO	BB	IBB	HBP	BLK	WP	HR	S	P	ERA	WHIP								
Tim Redding, R ERA: 4.44 (1.1)	5.0		24	6	4	4	6	3	0	0	0	0	0	65	112	7.20	1.800								
52 Saul Rivera, R ERA: 3.16 (6.1)	2.0	H	7	1	0	0	1	0	0	0	0	0	0	16	20	0.00	0.500								
Luis Ayala, R ERA: 5.33 (8.1)	1.0		4	0	0	0	0	1	0	0	0	0	0	10	14	0.00	1.000								
Jesus Colome, R ERA: 4.83 (9.1)	1.0		3	0	0	0	2	0	0	0	0	0	0	8	11	0.00	0.000								

Batter	1	2	3	4	5	6	7	8	9	AB	R	H	RBI	BB	SO	LOB	TOP					
Emilio Bonifacio, S (1,4) OBP: 0.294, SLG: 0.471										4	0	0	0	0	2	3	Washington Nationals @ Colorado Rockies Coors Field, Denver, CO Tue Aug 05 2008, 7:05 PM MDT Att: 27,483 - Cloudy - 77 F					
22 Willie Harris, L (1,6) OBP: 0.344, SLG: 0.435										3	0	1	0	0	0	0						
11 Ryan Zimmerman, R (1,5) OBP: 0.314, SLG: 0.418										3	0	1	0	1	1	1						
25 Austin Kearns, R (1,9) OBP: 0.325, SLG: 0.325										4	1	2	0	0	0	2						
85 Lastings Milledge, R (1,8) OBP: 0.309, SLG: 0.373										4	0	1	0	0	1	2						
3 Jesus Flores, R (1,2) OBP: 0.314, SLG: 0.456										2	0	0	1	1	1	0						
10 Ronnie Belliard, R (1,3) OBP: 0.345, SLG: 0.457										4	0	2	0	0	1	1						
Ryan Langerhans, L (1,7) OBP: 0.368, SLG: 0.344										3	1	1	0	1	1	2						
31 John Lannan, L (1,1) OBP: 0.121, SLG: 0.033										2	0	0	0	0	1	2						
Luis Ayala, R (8,1)										0	0	0	0	0	0	0						
Charlie Manning, L (8,1)										0	0	0	0	0	0	0						
52 Saul Rivera, S (8,1)										0	0	0	0	0	0	0						
Pete Orr, L (9,PH) OBP: 0.278, SLG: 0.286										1	0	0	0	0	0	1						
Inning Stats	R: 0 E: 0 K: 2 S: 9	H: 0 LOB: 0 BB: 0 P: 13	R: 1 E: 1 K: 0 S: 7	H: 3 LOB: 1 BB: 0 P: 9	R: 0 E: 0 K: 1 S: 8	H: 0 LOB: 2 BB: 1 P: 17	R: 0 E: 0 K: 0 S: 8	H: 0 LOB: 0 BB: 0 P: 10	R: 1 E: 0 K: 0 S: 8	H: 1 LOB: 1 BB: 1 P: 16	R: 0 E: 0 K: 2 S: 8	H: 0 LOB: 1 BB: 0 P: 13	R: 0 E: 0 K: 1 S: 9	H: 2 LOB: 1 BB: 0 P: 13	R: 0 E: 0 K: 0 S: 8	H: 2 LOB: 1 BB: 1 P: 10	R: 0 E: 0 K: 2 S: 8	H: 0 LOB: 1 BB: 1 P: 12	1B: 8 2B: 2 3B: 0 HR: 0	SF: 1 SAC: 1 DP: 2 HBP: 1	WP: 2 PB: 0 SB: 1 CS: 0	PA: 36
PITCHER	IP	WLS	BF	H	R	ER	SO	BB	IBB	HBP	BLK	WP	HR	S	P	ERA	WHIP					
29 Jorge De La Rosa, L (1,1) ERA: 6.55	7.0		28	6	2	2	6	2	0	1	0	2	0	57	91	2.57	1.143					
60 Manny Corpas, R (8,1) ERA: 4.64	1.0	W	4	2	0	0	0	0	0	0	0	0	0	8	10	0.00	2.000					
35 Taylor Buchholz, R (9,1) ERA: 1.58	1.0		4	0	0	0	2	1	0	0	0	0	0	8	12	0.00	1.000					

Batter	1	2	3	4	5	6	7	8	9	AB	R	H	RBI	BB	SO	LOB	BOTTOM				
Willy Taveras, R (1,8) OBP: 0.307, SLG: 0.308										4	0	0	1	0	0	1	Washington Nationals @ Colorado Rockies Coors Field, Denver, CO Tue Aug 05 2008, 7:05 PM MDT Att: 27,483 - Cloudy - 77 F				
10 Jeff Baker, R (1,4) OBP: 0.323, SLG: 0.481										4	0	1	1	1	1	0					
Matt Holliday, R (1,7) OBP: 0.429, SLG: 0.594										5	1	2	1	0	2	1					
27 Garrett Atkins, R (1,3) OBP: 0.333, SLG: 0.465										3	1	1	0	2	1	3					
20 Chris Iannetta, R (1,2) OBP: 0.376, SLG: 0.512										3	1	0	0	0	1	3					
11 Brad Hawpe, L (1,9) OBP: 0.382, SLG: 0.494										4	1	1	2	0	0	0					
2 Troy Tulowitzki, R (1,6) OBP: 0.316, SLG: 0.354										2	1	1	0	2	1	0					
12 Clint Barmes, R (1,5) OBP: 0.329, SLG: 0.478										3	1	1	0	0	1	2					
60 Manny Corpas, R (8,1)										0	0	0	0	0	0	0					
7 Seth Smith, L (8,PH) OBP: 0.348, SLG: 0.450										0	1	0	1	1	0	0					
35 Taylor Buchholz, R (9,1) ERA: 1.58										0	0	0	0	0	0	0					
29 Jorge De La Rosa, L (1,1) OBP: 0.087, SLG: 0.091										1	0	0	0	0	1	1					
9 Ian Stewart, L (7,PH) OBP: 0.392, SLG: 0.532										2	1	1	2	0	1	3					
Inning Stats	R: 0 E: 0 K: 0 S: 5	H: 0 LOB: 0 BB: 0 P: 10	R: 0 E: 0 K: 1 S: 8	H: 0 LOB: 0 BB: 0 P: 13	R: 0 E: 0 K: 1 S: 8	H: 1 LOB: 1 BB: 0 P: 11	R: 0 E: 0 K: 3 S: 10	H: 0 LOB: 1 BB: 1 P: 20	R: 0 E: 0 K: 1 S: 7	H: 0 LOB: 1 BB: 1 P: 12	R: 0 E: 0 K: 1 S: 16	H: 2 LOB: 2 BB: 0 P: 23	R: 2 E: 0 K: 1 S: 13	H: 2 LOB: 0 BB: 0 P: 19	R: 6 E: 0 K: 1 S: 21	H: 3 LOB: 3 BB: 4 P: 44	1B: 6 2B: 1 3B: 0 HR: 1	SF: 0 SAC: 1 DP: 0 HBP: 2	WP: 1 PB: 0 SB: 0 CS: 0	PA: 40	
PITCHER	IP	WLS	BF	H	R	ER	SO	BB	IBB	HBP	BLK	WP	HR	S	P	ERA	WHIP				
31 John Lannan, L (1,1) ERA: 3.55	7.0		28	5	2	2	8	2	0	0	0	0	0	67	108	2.57	1.000				
Luis Ayala, R (8,1) ERA: 5.81	0.1	L	4	1	3	3	0	1	0	1	0	0	0	6	14	81.00	6.000				
Charlie Manning, L (8,1) ERA: 4.85	0.1		4	1	0	0	1	2	0	0	0	0	0	7	17	0.00	9.000				
52 Saul Rivera, R (8,1) ERA: 3.14	0.1		4	1	3	3	0	1	0	1	0	0	0	8	13	81.00	6.000				

Batter	1	2	3	4	5	6	7	8	9	AB	R	H	RBI	BB	SO	LOB	TOP					
Emilio Bonifacio, S OBP: 0.319, SLG: 0.500 Jesus Colome, R OBP: 0.352, SLG: 0.443										5	1	2	1	0	1	4	Washington Nationals @ Colorado Rockies Coors Field, Denver, CO Thu Aug 07 2008, 1:10 PM MDT Att: 30,448 - Partly Cloudy - 74 F					
22 Willie Harris, L OBP: 0.392, SLG: 0.443										4	1	2	2	1	0	3						
11 Ryan Zimmerman, R OBP: 0.317, SLG: 0.415										4	0	1	0	1	0	2						
85 Lastings Milledge, R OBP: 0.315, SLG: 0.395										5	0	2	1	0	1	3						
5 Kory Casto, L OBP: 0.304, SLG: 0.307										4	1	0	0	1	1	5						
Ryan Langerhans, L OBP: 0.395, SLG: 0.348										2	0	1	0	3	0	0						
Pete Orr, L OBP: 0.244, SLG: 0.250										5	1	0	0	0	1	5						
23 Wil Nieves, R OBP: 0.330, SLG: 0.379										5	1	2	2	0	2	2						
Odalis Perez, L OBP: 0.206, SLG: 0.235 15 Cristian Guzman, S (7, PH) OBP: 0.333, SLG: 0.411										3	1	1	0	0	0	2						
										1	0	1	0	0	0	0						
Inning Stats	R: 0 H: 2 E: 0 K: 2 S: 11	H: 2 R: 0 LOB: 0 P: 17	R: 4 H: 4 E: 0 K: 1 S: 12	H: 4 R: 0 LOB: 2 BB: 2 P: 23	R: 0 H: 0 E: 0 K: 1 S: 7	H: 0 R: 0 LOB: 1 BB: 1 P: 12	R: 0 H: 1 E: 0 K: 0 S: 10	H: 1 R: 0 LOB: 1 BB: 1 P: 15	R: 2 H: 1 E: 0 K: 0 S: 14	H: 1 R: 0 LOB: 2 BB: 2 P: 27	R: 0 H: 1 E: 0 K: 0 S: 10	H: 1 R: 0 LOB: 1 BB: 0 P: 16	R: 0 H: 3 E: 0 K: 0 S: 12	H: 3 R: 0 LOB: 3 BB: 0 P: 18	R: 0 H: 0 E: 0 K: 0 S: 7	H: 0 R: 0 LOB: 0 BB: 0 P: 10	R: 0 H: 0 E: 0 K: 2 S: 7	H: 0 R: 0 LOB: 0 BB: 0 P: 12	1B: 10 2B: 2 3B: 0 HR: 0	SF: 0 LOB: 0 DP: 1 HBP: 0	WP: 0 PA: 44 SB: 0 CS: 2	
PITCHER	IP WLS BF H R ER SO BB IBB HBP BLK WP HR S P ERA WHIP	IP WLS BF H R ER SO BB IBB HBP BLK WP HR S P ERA WHIP	IP WLS BF H R ER SO BB IBB HBP BLK WP HR S P ERA WHIP	IP WLS BF H R ER SO BB IBB HBP BLK WP HR S P ERA WHIP	IP WLS BF H R ER SO BB IBB HBP BLK WP HR S P ERA WHIP	IP WLS BF H R ER SO BB IBB HBP BLK WP HR S P ERA WHIP	IP WLS BF H R ER SO BB IBB HBP BLK WP HR S P ERA WHIP	IP WLS BF H R ER SO BB IBB HBP BLK WP HR S P ERA WHIP	IP WLS BF H R ER SO BB IBB HBP BLK WP HR S P ERA WHIP	IP WLS BF H R ER SO BB IBB HBP BLK WP HR S P ERA WHIP	IP WLS BF H R ER SO BB IBB HBP BLK WP HR S P ERA WHIP	IP WLS BF H R ER SO BB IBB HBP BLK WP HR S P ERA WHIP	IP WLS BF H R ER SO BB IBB HBP BLK WP HR S P ERA WHIP	IP WLS BF H R ER SO BB IBB HBP BLK WP HR S P ERA WHIP	IP WLS BF H R ER SO BB IBB HBP BLK WP HR S P ERA WHIP	IP WLS BF H R ER SO BB IBB HBP BLK WP HR S P ERA WHIP	IP WLS BF H R ER SO BB IBB HBP BLK WP HR S P ERA WHIP	IP WLS BF H R ER SO BB IBB HBP BLK WP HR S P ERA WHIP	IP WLS BF H R ER SO BB IBB HBP BLK WP HR S P ERA WHIP	IP WLS BF H R ER SO BB IBB HBP BLK WP HR S P ERA WHIP	IP WLS BF H R ER SO BB IBB HBP BLK WP HR S P ERA WHIP	
38 Ubaldo Jiménez, R ERA: 3.86 34 Matt Herges, R ERA: 4.75 Luis Vizcaino, R ERA: 5.4 60 Manny Corpas, R ERA: 4.55	5.0 L 28 8 6 6 4 6 0 0 0 0 0 0 54 94 10.80 2.800	1.0 4 1 0 0 0 0 0 0 0 0 0 0 0 10 16 0.00 1.000	2.0 9 3 0 0 0 0 0 0 0 0 0 0 0 19 28 0.00 1.500	1.0 3 0 0 0 2 0 0 0 0 0 0 0 0 7 12 0.00 0.000																		

Batter	1	2	3	4	5	6	7	8	9	AB	R	H	RBI	BB	SO	LOB	BOTTOM				
Willy Taveras, R OBP: 0.304, SLG: 0.304 7 Seth Smith, L OBP: 0.338, SLG: 0.435										4	0	0	0	0	0	3	Washington Nationals @ Colorado Rockies Coors Field, Denver, CO Thu Aug 07 2008, 1:10 PM MDT Att: 30,448 - Partly Cloudy - 74 F				
12 Clint Barmes, R OBP: 0.328, SLG: 0.474 9 Ian Stewart, L OBP: 0.378, SLG: 0.509										4	0	1	0	0	0	0					
Matt Holliday, R OBP: 0.429, SLG: 0.598										3	2	1	0	1	0	1					
27 Garrett Atkins, R OBP: 0.335, SLG: 0.472										4	1	3	3	0	0	1					
20 Chris Iannetta, R OBP: 0.375, SLG: 0.505										3	0	0	0	0	0	3					
10 Jeff Baker, R OBP: 0.316, SLG: 0.468										4	0	0	0	0	0	4					
11 Brad Hawpe, L OBP: 0.379, SLG: 0.491										4	0	0	0	0	1	0					
2 Troy Tulowitzki, R OBP: 0.322, SLG: 0.357 60 Manny Corpas, R										4	0	2	0	0	0	0					
38 Ubaldo Jiménez, R OBP: 0.559, SLG: 0.040 34 Matt Herges, L 18 Cory Sullivan, L OBP: 0.190, SLG: 0.150 Luis Vizcaino, R 6 Omar Quintanilla, L OBP: 0.294, SLG: 0.306										1	0	0	0	0	0	2					
										0	0	0	0	0	0	0					
										1	0	0	0	0	0	0					
										1	0	0	0	0	0	0					
										1	0	0	0	0	0	0					
Inning Stats	R: 2 H: 1 E: 0 K: 0 S: 11	H: 1 R: 0 LOB: 0 BB: 1 P: 22	R: 0 H: 1 E: 1 K: 0 S: 9	H: 1 R: 0 LOB: 2 BB: 0 P: 16	R: 0 H: 2 E: 0 K: 0 S: 12	H: 2 R: 0 LOB: 2 BB: 0 P: 17	R: 0 H: 1 E: 0 K: 0 S: 8	H: 1 R: 0 LOB: 1 BB: 0 P: 10	R: 0 H: 1 E: 0 K: 0 S: 13	H: 1 R: 0 LOB: 2 BB: 0 P: 18	R: 0 H: 0 E: 0 K: 1 S: 9	H: 0 R: 0 LOB: 0 BB: 0 P: 13	R: 1 H: 1 E: 1 K: 0 S: 19	H: 1 R: 0 LOB: 1 BB: 0 P: 26	R: 0 H: 0 E: 0 K: 1 S: 7	H: 0 R: 0 LOB: 0 BB: 0 P: 9	R: 0 H: 0 E: 0 K: 1 S: 8	H: 0 R: 0 LOB: 0 BB: 0 P: 11	1B: 5 2B: 1 3B: 0 HR: 1	SF: 0 LOB: 0 DP: 0 HBP: 1	WP: 0 PA: 38 SB: 1 CS: 0
PITCHER	IP WLS BF H R ER SO BB IBB HBP BLK WP HR S P ERA WHIP	IP WLS BF H R ER SO BB IBB HBP BLK WP HR S P ERA WHIP	IP WLS BF H R ER SO BB IBB HBP BLK WP HR S P ERA WHIP	IP WLS BF H R ER SO BB IBB HBP BLK WP HR S P ERA WHIP	IP WLS BF H R ER SO BB IBB HBP BLK WP HR S P ERA WHIP	IP WLS BF H R ER SO BB IBB HBP BLK WP HR S P ERA WHIP	IP WLS BF H R ER SO BB IBB HBP BLK WP HR S P ERA WHIP	IP WLS BF H R ER SO BB IBB HBP BLK WP HR S P ERA WHIP	IP WLS BF H R ER SO BB IBB HBP BLK WP HR S P ERA WHIP	IP WLS BF H R ER SO BB IBB HBP BLK WP HR S P ERA WHIP	IP WLS BF H R ER SO BB IBB HBP BLK WP HR S P ERA WHIP	IP WLS BF H R ER SO BB IBB HBP BLK WP HR S P ERA WHIP	IP WLS BF H R ER SO BB IBB HBP BLK WP HR S P ERA WHIP	IP WLS BF H R ER SO BB IBB HBP BLK WP HR S P ERA WHIP	IP WLS BF H R ER SO BB IBB HBP BLK WP HR S P ERA WHIP	IP WLS BF H R ER SO BB IBB HBP BLK WP HR S P ERA WHIP	IP WLS BF H R ER SO BB IBB HBP BLK WP HR S P ERA WHIP	IP WLS BF H R ER SO BB IBB HBP BLK WP HR S P ERA WHIP	IP WLS BF H R ER SO BB IBB HBP BLK WP HR S P ERA WHIP	IP WLS BF H R ER SO BB IBB HBP BLK WP HR S P ERA WHIP	IP WLS BF H R ER SO BB IBB HBP BLK WP HR S P ERA WHIP
Odalis Perez, L ERA: 4.1 Jesus Colome, R ERA: 4.73 52 Saul Rivera, R ERA: 3.09 38 Joel Hanrahan, R ERA: 3.86	6.0 W 27 6 2 2 1 1 0 0 0 0 0 0 19 26 3.00 1.167	1.0 5 1 1 0 0 0 0 0 0 0 0 0 0 7 9 0.00 0.000	1.0 H 3 0 0 0 1 0 0 0 0 0 0 0 8 11 0.00 0.000	1.0 S 3 0 0 0 1 0 0 0 0 0 0 0 8 11 0.00 0.000																	



Batter	1	2	3	4	5	6	7	8	9	AB	R	H	RBI	BB	SO	LOB	TOP					
Emilio Bonifacio, S (1.4) OBP: 0.292, SLG: 0.458	B3		F9			G4-3		G1-6-3		4	0	0	0	0	0	1						
15 Cristian Guzman, S (1.6) OBP: 0.332, SLG: 0.410	K					K			E1	4	0	1	0	0	2	0						
11 Ryan Zimmerman, R (1.5) OBP: 0.313, SLG: 0.409	K					K			FC4-6	4	0	0	0	0	2	2						
25 Austin Kearns, R (1.9) OBP: 0.317, SLG: 0.316		G6-3				G6-4-3			L6	4	0	0	0	0	0	2						
85 Lastings Milledge, R (1.8) OBP: 0.316, SLG: 0.396		B3							G6-3	4	0	2	0	0	0	1						
3 Jesus Flores, R (1.2) OBP: 0.329, SLG: 0.451										3	0	2	0	0	1	1						
10 Ronnie Belliard, R (1.3) Jesus Colome, R (7.1)										3	0	0	0	0	1	4						
22 Willie Harris, L (1.7) OBP: 0.347, SLG: 0.438										3	0	0	0	0	1	1						
40 Collin Balester, R (1.1) 5 Kory Casto, L (6, PH) 50 Garrett Mock, S (6.1) Ryan Langerhans, L (7.3) OBP: 0.402, SLG: 0.348										1	0	0	0	0	1	0						
Inning Stats	R: 0 E: 0 K: 2 S: 9	H: 0 LOB: 0 BB: 0 P: 14	R: 0 E: 0 K: 1 S: 9	H: 1 LOB: 1 BB: 0 P: 10	R: 0 E: 0 K: 1 S: 7	H: 0 LOB: 0 BB: 0 P: 8	R: 0 E: 0 K: 0 S: 4	H: 1 LOB: 0 BB: 0 P: 7	R: 0 E: 0 K: 1 S: 16	H: 1 LOB: 1 BB: 0 P: 18	R: 0 E: 0 K: 2 S: 10	H: 0 LOB: 0 BB: 0 P: 14	R: 0 E: 0 K: 1 S: 8	H: 2 LOB: 2 BB: 0 P: 11	R: 0 E: 0 K: 1 S: 7	H: 0 LOB: 0 BB: 1 P: 11	R: 0 E: 2 K: 0 S: 7	H: 0 LOB: 1 BB: 0 P: 10	1B: 5 2B: 0 3B: 0 HR: 0	SF: 0 SAC: 0 DP: 2 HBP: 0	WP: 0 PB: 0 SB: 1 CS: 0	PA: 32
PITCHER CC Sabathia, L (1.1) ERA: 3.11	IP: 9.0 WLS: W BF: 32 H: 5 R: 0 ER: 0 SO: 9 BB: 1 IBB: 0 HBP: 0 BLK: 0 WP: 0 HR: 0 S: 77 P: 103 ERA: 0.00 WHIP: 0.667																					

Washington Nationals @ Milwaukee Brewers
Miller Park, Milwaukee, WI
Fri Aug 08 2008, 7:05 PM CDT
Att: 43,209 - Cloudy - 78 F

AB	31
R	0
H	5
RBI	0
BB	1
SO	9
LOB	12



Batter	1	2	3	4	5	6	7	8	9	AB	R	H	RBI	BB	SO	LOB	BOTTOM					
23 Rickie Weeks Jr., R (1.4) OBP: 0.334, SLG: 0.381	G5-3	G2-3				F9		G1-3		3	1	0	0	1	0	1						
7 J.J. Hardy, R (1.6) OBP: 0.342, SLG: 0.468	K					G6-3				4	2	2	1	0	1	1						
8 Ryan Braun, R (1.7) OBP: 0.340, SLG: 0.587	G5-3					G4-3				3	1	1	0	1	0	1						
28 Prince Fielder, L (1.3) OBP: 0.372, SLG: 0.521										4	0	1	1	0	1	3						
1 Corey Hart, R (1.9) OBP: 0.320, SLG: 0.490	FC6-4									3	0	0	1	0	0	1						
Craig Counsell, L (1.5) OBP: 0.319, SLG: 0.305										3	0	0	0	1	1	0						
25 Mike Cameron, R (1.8) OBP: 0.328, SLG: 0.495										2	1	1	1	2	0	0						
18 Jason Kendall, R (1.2) OBP: 0.324, SLG: 0.319										4	0	0	0	0	2	4						
CC Sabathia, L (1.1) OBP: 0.200, SLG: 0.480										4	0	1	0	0	1	2						
Inning Stats	R: 1 E: 0 K: 1 S: 11	H: 1 LOB: 1 BB: 1 P: 19	R: 1 E: 0 K: 0 S: 10	H: 2 LOB: 1 BB: 0 P: 15	R: 2 E: 1 K: 1 S: 17	H: 2 LOB: 0 BB: 0 P: 25	R: 0 E: 0 K: 2 S: 9	H: 0 LOB: 0 BB: 0 P: 12	R: 0 E: 0 K: 1 S: 6	H: 0 LOB: 2 BB: 2 P: 7	R: 0 E: 0 K: 1 S: 12	H: 0 LOB: 2 BB: 2 P: 23	R: 1 E: 0 K: 0 S: 12	H: 1 LOB: 1 BB: 1 P: 22	R: 0 E: 0 K: 1 S: 10	H: 0 LOB: 2 BB: 1 P: 18	R: 0 E: 0 K: 1 S: 10	H: 0 LOB: 1 BB: 1 P: 10	1B: 4 2B: 0 3B: 0 HR: 2	SF: 1 SAC: 0 DP: 0 HBP: 0	WP: 3 PB: 0 SB: 0 CS: 0	PA: 36
PITCHER 40 Collin Balester, R (1.1) ERA: 4.66 50 Garrett Mock, R (6.1) ERA: 4.91 Jesus Colome, R (7.1) ERA: 4.73	IP: 5.0 WLS: L BF: 21 H: 5 R: 4 ER: 3 SO: 4 BB: 1 IBB: 0 HBP: 0 BLK: 0 WP: 2 HR: 1 S: 53 P: 78 ERA: 5.40 WHIP: 1.200																					

Washington Nationals @ Milwaukee Brewers
Miller Park, Milwaukee, WI
Fri Aug 08 2008, 7:05 PM CDT
Att: 43,209 - Cloudy - 78 F

AB	30
R	5
H	6
RBI	4
BB	5
SO	6
LOB	13



Batter	1	2	3	4	5	6	7	8	9	AB	R	H	RBI	BB	SO	LOB	TOP					
Emilio Bonifacio, S (1,4) OBP: 0.269, SLG: 0.423										4	0	0	0	0	2	4	Washington Nationals @ Milwaukee Brewers Miller Park, Milwaukee, WI Sat Aug 09 2008, 6:05 PM CDT Att: 42,974 - Cloudy - 77 F livebaseballscorecards.com					
15 Cristian Guzman, S (1,6) OBP: 0.326, SLG: 0.406										4	0	0	0	0	1	3						
11 Ryan Zimmerman, R (1,5) OBP: 0.308, SLG: 0.402										4	0	0	0	0	1	0						
25 Austin Kearns, R (1,9)										4	0	0	0	0	0	0						
85 Lastings Milledge, R (1,8) OBP: 0.316, SLG: 0.394										4	0	1	0	0	0	0						
3 Jesus Flores, R (1,2) OBP: 0.326, SLG: 0.445										3	0	0	0	0	1	1						
10 Ronnie Belliard, R (1,3) OBP: 0.347, SLG: 0.459										3	0	2	0	0	0	0						
22 Willie Harris, L (1,7) OBP: 0.347, SLG: 0.441										3	0	1	0	0	0	1						
Tim Redding, R (1,1) OBP: 0.256, SLG: 0.222										1	0	0	0	0	1	1						
Pete Orr, L (6,PH) OBP: 0.262, SLG: 0.293										1	0	1	0	0	0	0						
59 Steven Shell, R (6,1)										0	0	0	0	0	0	0						
Ryan Langerhans, L (8,PH) OBP: 0.398, SLG: 0.343										1	0	0	0	0	0	2						
Luis Ayala, R (8,1)										0	0	0	0	0	0	0						
Inning Stats	R: 0 E: 0 K: 1 S: 9	H: 0 LOB: 0 BB: 0 P: 11	R: 0 E: 0 K: 0 S: 9	H: 0 LOB: 0 BB: 0 P: 12	R: 0 E: 0 K: 1 S: 13	H: 1 LOB: 0 BB: 0 P: 21	R: 0 E: 0 K: 1 S: 5	H: 0 LOB: 0 BB: 0 P: 8	R: 0 E: 0 K: 0 S: 5	H: 0 LOB: 0 BB: 0 P: 9	R: 0 E: 0 K: 0 S: 9	H: 1 LOB: 0 BB: 0 P: 14	R: 0 E: 0 K: 1 S: 8	H: 1 LOB: 1 BB: 0 P: 11	R: 0 E: 0 K: 1 S: 13	H: 2 LOB: 2 BB: 0 P: 17	R: 0 E: 0 K: 1 S: 7	H: 0 LOB: 0 BB: 0 P: 10	1B: 3 2B: 2 HR: 0	SF: 0 SAC: 0 DP: 0 HBP: 0	WP: 0 PB: 0 SB: 1 CS: 0	PA: 32
PITCHER 15 Ben Sheets, R (1,1) ERA: 2.95	IP: 9.0 WLS: W BF: 32 H: 5 R: 0 ER: 0 SO: 6 BB: 0 IBB: 0 HBP: 0 BLK: 0 WP: 0 HR: 0 S: 78 P: 113 ERA: 0.00 WHIP: 0.556															PITCHER 15 Ben Sheets, R (1,1) ERA: 2.95	IP: 9.0 WLS: W BF: 32 H: 5 R: 0 ER: 0 SO: 6 BB: 0 IBB: 0 HBP: 0 BLK: 0 WP: 0 HR: 0 S: 78 P: 113 ERA: 0.00 WHIP: 0.556					

Batter	1	2	3	4	5	6	7	8	9	AB	R	H	RBI	BB	SO	LOB	BOTTOM			
Ray Durham, S (1,4) OBP: 0.378, SLG: 0.418										4	2	2	1	1	0	1	Washington Nationals @ Milwaukee Brewers Miller Park, Milwaukee, WI Sat Aug 09 2008, 6:05 PM CDT Att: 42,974 - Cloudy - 77 F livebaseballscorecards.com			
7 J.J. Hardy, R (1,6) OBP: 0.343, SLG: 0.474										5	2	2	1	0	2	2				
8 Ryan Braun, R (1,7) OBP: 0.339, SLG: 0.586										1	0	0	0	0	1	1				
33 Gabe Kapler, R (3,PH) OBP: 0.342, SLG: 0.494										3	0	1	1	0	0	0				
28 Prince Fielder, L (1,3) OBP: 0.373, SLG: 0.520										3	0	1	0	1	0	2				
1 Corey Hart, R (1,9) OBP: 0.320, SLG: 0.495										3	1	1	2	0	0	2				
14 Russell Branyan, L (1,5) OBP: 0.336, SLG: 0.588										3	0	1	0	1	0	1				
25 Mike Cameron, R (1,8) OBP: 0.327, SLG: 0.490										3	0	0	0	1	2	4				
18 Jason Kendall, R (1,2) OBP: 0.325, SLG: 0.322										3	1	1	0	1	0	1				
15 Ben Sheets, R (1,1) OBP: 0.130, SLG: 0.135										4	0	1	1	0	1	3				
Inning Stats	R: 0 E: 0 K: 1 S: 7	H: 0 LOB: 1 BB: 1 P: 17	R: 0 E: 0 K: 1 S: 11	H: 1 LOB: 3 BB: 2 P: 22	R: 2 E: 0 K: 1 S: 20	H: 3 LOB: 2 BB: 1 P: 32	R: 2 E: 0 K: 0 S: 10	H: 2 LOB: 0 BB: 0 P: 16	R: 1 E: 0 K: 0 S: 9	H: 1 LOB: 0 BB: 1 P: 18	R: 0 E: 0 K: 2 S: 8	H: 0 LOB: 0 BB: 0 P: 13	R: 0 E: 0 K: 0 S: 11	H: 1 LOB: 1 BB: 0 P: 20	R: 1 E: 0 K: 1 S: 16	H: 2 LOB: 1 BB: 0 P: 23	1B: 5 2B: 3 HR: 3	SF: 1 SAC: 0 DP: 1 HBP: 0	WP: 2 PB: 0 SB: 0 CS: 1	PA: 38
PITCHER Tim Redding, R (1,1) ERA: 4.61	IP: 5.0 WLS: L BF: 26 H: 7 R: 5 ER: 5 SO: 3 BB: 4 IBB: 1 HBP: 0 BLK: 0 WP: 2 HR: 3 S: 57 P: 105 ERA: 9.00 WHIP: 2.200															PITCHER Tim Redding, R (1,1) ERA: 4.61	IP: 5.0 WLS: L BF: 26 H: 7 R: 5 ER: 5 SO: 3 BB: 4 IBB: 1 HBP: 0 BLK: 0 WP: 2 HR: 3 S: 57 P: 105 ERA: 9.00 WHIP: 2.200			
59 Steven Shell, R (6,1) ERA: 2.28	IP: 2.0 WLS: 0 BF: 7 H: 1 R: 0 ER: 0 SO: 2 BB: 0 IBB: 0 HBP: 0 BLK: 0 WP: 0 HR: 0 S: 19 P: 33 ERA: 0.00 WHIP: 0.500															59 Steven Shell, R (6,1) ERA: 2.28	IP: 2.0 WLS: 0 BF: 7 H: 1 R: 0 ER: 0 SO: 2 BB: 0 IBB: 0 HBP: 0 BLK: 0 WP: 0 HR: 0 S: 19 P: 33 ERA: 0.00 WHIP: 0.500			
Luis Ayala, R (8,1) ERA: 5.87	IP: 1.0 WLS: 0 BF: 5 H: 2 R: 1 ER: 1 SO: 1 BB: 0 IBB: 0 HBP: 0 BLK: 0 WP: 0 HR: 0 S: 16 P: 23 ERA: 9.00 WHIP: 2.000															Luis Ayala, R (8,1) ERA: 5.87	IP: 1.0 WLS: 0 BF: 5 H: 2 R: 1 ER: 1 SO: 1 BB: 0 IBB: 0 HBP: 0 BLK: 0 WP: 0 HR: 0 S: 16 P: 23 ERA: 9.00 WHIP: 2.000			

Batter	1	2	3	4	5	6	7	8	9	10	11	12	13	AB	R	H	RBI	BB	SO	LOB	TOP					
Emilio Bonifacio, S OBP: 0.241, SLG: 0.379	G1		F9			G6-3		K	P5			K		6	0	0	0	0	2	2						
15 Cristian Guzman, S OBP: 0.329, SLG: 0.456	G4-3			F9				P6			G3-1			6	1	2	0	0	0	0						
11 Ryan Zimmerman, R OBP: 0.312, SLG: 0.408	G6-3													6	1	3	0	0	1	2						
25 Austin Kearns, R OBP: 0.310, SLG: 0.319														6	1	1	2	0	2	3						
85 Lastings Milledge, R OBP: 0.319, SLG: 0.464														6	1	3	2	0	2	1						
3 Jesus Flores, Jr OBP: 0.136, SLG: 0.249														4	0	0	0	0	2	2						
38 Joel Hanrahan, R OBP: 0.296, SLG: 0.301														0	0	0	0	0	0	0						
5 Kory Casper, L OBP: 0.296, SLG: 0.301														0	0	0	0	0	0	0						
10 Ronnie Belliard, R OBP: 0.351, SLG: 0.463														5	0	2	0	1	1	1						
22 Willie Harris, L OBP: 0.342, SLG: 0.433														4	0	0	0	0	1	2						
31 John Lannan, L OBP: 0.114, SLG: 0.031														2	0	0	0	0	2	2						
Ryan Langerhans, L OBP: 0.363, SLG: 0.536														1	0	0	0	0	0	0						
52 Saul Rivera, S														0	0	0	0	0	0	0						
23 Wil Nieves, R OBP: 0.324, SLG: 0.371														2	0	0	0	0	0	1						
Inning Stats	R: 0 E: 0 K: 0 S: 5	H: 0 LOB: 0 BB: 0 P: 6	R: 0 E: 0 K: 2 S: 9	H: 0 LOB: 0 BB: 12	R: 0 E: 0 K: 1 S: 9	H: 1 LOB: 1 BB: 0 P: 11	R: 0 E: 0 K: 1 S: 11	H: 1 LOB: 1 BB: 0 P: 16	R: 0 E: 0 K: 2 S: 15	H: 3 LOB: 2 BB: 0 P: 22	R: 1 E: 0 K: 2 S: 15	H: 0 LOB: 1 BB: 0 P: 16	R: 0 E: 0 K: 2 S: 8	H: 0 LOB: 0 BB: 0 P: 7	R: 0 E: 0 K: 1 S: 14	H: 1 LOB: 2 BB: 0 P: 19	R: 0 E: 0 K: 1 S: 8	H: 1 LOB: 1 BB: 0 P: 11	1B: 7 2B: 0 3B: 0 HR: 2	SF: 0 SAC: 0 DP: 0 HBP: 0	W/P: 2 PB: 0 SB: 0 CS: 0	PA: 52				
PITCHER	IP 7.0	WLS 27	BF 6	H 1	ER 1	SO 9	BB 0	IBB 0	HBP 0	BLK 0	WP 1	HR 0	S 65	P 92	ERA 1.29	WHIP 0.857										
26 Manny Parra, L ERA: 4.02	1.0	6	3	3	3	1	0	0	0	0	2	24	35	27.00	3.000											
Eric Casper, R ERA: 6.98	2.0	7	0	0	0	1	1	0	0	0	0	14	23	0.00	0.500											
Salomon Torres, R ERA: 2.89	2.0	8	1	0	0	3	0	0	0	0	1	0	22	33	0.00	0.500										
12 Carlos Villanueva, R ERA: 4.34	1.0	W	4	1	0	0	1	0	0	0	0	0	8	11	0.00	1.000										
Guillermo Mota, R ERA: 4.97																										

Washington Nationals @ Milwaukee Brewers
Miller Park, Milwaukee, WI
Sun Aug 10 2008, 1:05 PM CDT
Att. 42,423 - Partly Cloudy - 74 F

AB 50
R 4
H 11
RBI 4
BB 1
SO 15
LOB 17



Batter	1	2	3	4	5	6	7	8	9	10	11	12	13	AB	R	H	RBI	BB	SO	LOB	BOTTOM					
23 Rickie Weeks Jr., R OBP: 0.336, SLG: 0.379	K													5	0	1	0	1	1	4						
12 Carlos Villanueva, R OBP: 0.376, SLG: 0.525														0	0	0	0	0	0	0						
18 Jason Kendall, R OBP: 0.228, SLG: 0.321														1	0	0	0	0	0	0						
Guillermo Mota, R ERA: 4.97														0	0	0	0	0	0	0						
7 J.J. Hardy, R OBP: 0.358, SLG: 0.467	K													6	0	0	0	1	3	6						
33 Gabe Kapler, R OBP: 0.335, SLG: 0.497	G1-3													7	2	1	1	0	2	6						
28 Prince Fielder, L OBP: 0.372, SLG: 0.515														4	1	0	0	2	1	1						
1 Corey Hart, R OBP: 0.324, SLG: 0.495														4	0	2	0	2	2	1						
2 Bill Hall, R OBP: 0.297, SLG: 0.419														4	1	1	1	1	2	3						
25 Mike Cameron, R OBP: 0.324, SLG: 0.481														5	1	0	0	1	0	5						
11 Mike Rivera, R OBP: 0.400, SLG: 0.481														3	0	2	3	3	0	2						
26 Manny Parra, L ERA: 4.02														1	0	0	0	0	0	1						
14 Russell Branyan, L ERA: 4.64														0	0	0	0	0	0	0						
Charlie Manning, L ERA: 4.5														1	0	0	0	1	0	0						
Inning Stats	R: 0 E: 0 K: 2 S: 8	H: 0 LOB: 0 BB: 0 P: 12	R: 0 E: 0 K: 1 S: 10	H: 0 LOB: 1 BB: 1 P: 18	R: 0 E: 0 K: 2 S: 9	H: 0 LOB: 0 BB: 0 P: 12	R: 0 E: 0 K: 1 S: 10	H: 1 LOB: 1 BB: 1 P: 18	R: 0 E: 0 K: 1 S: 9	H: 1 LOB: 1 BB: 0 P: 15	R: 3 E: 0 K: 2 S: 16	H: 2 LOB: 2 BB: 3 P: 35	R: 0 E: 0 K: 2 S: 10	H: 1 LOB: 2 BB: 1 P: 18	R: 0 E: 0 K: 1 S: 14	H: 1 LOB: 3 BB: 2 P: 26	R: 0 E: 0 K: 0 S: 8	H: 0 LOB: 2 BB: 2 P: 20	R: 0 E: 0 K: 0 S: 4	H: 0 LOB: 0 BB: 0 P: 6	1B: 5 2B: 1 3B: 0 HR: 1	SF: 1 SAC: 1 DP: 0 HBP: 0	W/P: 0 PB: 0 SB: 3 CS: 0	PA: 57		
PITCHER	IP 6.0	WLS 25	BF 1	H 1	ER 0	SO 6	BB 5	IBB 0	HBP 0	BLK 0	WP 0	HR 0	S 60	P 101	ERA 0.00	WHIP 1.000										
31 John Lannan, L ERA: 3.4	1.2	9	2	3	3	3	2	0	0	0	0	21	40	16.20	2.400											
52 Saul Rivera, R ERA: 3.43	1.1	B	8	2	0	0	2	1	1	0	0	0	14	28	0.00	2.250										
38 Joel Hanrahan, R ERA: 3.78	1.0	6	1	0	0	1	2	0	0	0	0	0	14	26	0.00	3.000										
Jesus Colome, R ERA: 4.64	2.0	8	0	0	0	0	2	0	0	0	0	0	12	26	0.00	1.000										
Charlie Manning, L ERA: 4.5																										


Washington Nationals @ Milwaukee Brewers
Miller Park, Milwaukee, WI
Sun Aug 10 2008, 1:05 PM CDT
Att. 42,423 - Partly Cloudy - 74 F

AB 42
R 5
H 7
RBI 5
SO 12
LOB 30





Batter	1	2	3	4	5	6	7	8	9	AB	R	H	RBI	BB	SO	LOB	TOP					
7 José Reyes, S OBP: 0.362, SLG: 0.484	F8		F7		K		G4-3		E6	5	1	1	0	0	1	1	New York Mets @ Washington Nationals Nationals Park, Washington, DC Thu Aug 14 2008, 7:10 PM EDT Att: 31,058 - Cloudy - 76 F					
4 Argenis Reyes, S OBP: 0.282, SLG: 0.284	L4						K		L5	4	1	1	0	1	1	2						
5 David Wright, R OBP: 0.386, SLG: 0.520	G1-3								E6	5	1	1	0	0	0	3						
21 Carlos Delgado, L OBP: 0.346, SLG: 0.494	G4-3								E4	5	1	1	2	0	1	2						
15 Carlos Beltrán, S OBP: 0.368, SLG: 0.463	L6								E4	3	0	0	1	1	0	2						
28 Daniel Murphy, L OBP: 0.525, SLG: 0.735 Andy Chavez, L OBP: 0.313, SLG: 0.337	K								E4	4	1	1	0	0	1	1						
17 Fernando Tatis, R OBP: 0.360, SLG: 0.510									E4	1	2	1	0	3	0	0						
23 Brian Schneider, L OBP: 0.348, SLG: 0.313									E4	4	1	1	2	0	1	4						
Oliver Pérez, L OBP: 0.190, SLG: 0.154 Joe Smith, R Duaner Sanchez, R Damon Easley, R Aaron Heilman, R	K								E4	3	0	0	0	0	1	1						
Inning Stats	R: 0 E: 0 K: 0 S: 7	H: 0 LOB: 0 BB: 0 P: 14	R: 0 E: 0 K: 1 S: 8	H: 0 LOB: 0 BB: 0 P: 13	R: 0 E: 0 K: 1 S: 8	H: 0 LOB: 1 BB: 1 P: 14	R: 2 E: 0 K: 0 S: 11	H: 2 LOB: 0 BB: 0 P: 16	R: 2 E: 0 K: 1 S: 8	H: 1 LOB: 1 BB: 2 P: 20	R: 1 E: 0 K: 0 S: 8	H: 1 LOB: 1 BB: 2 P: 20	R: 0 E: 0 K: 1 S: 7	H: 0 LOB: 0 BB: 0 P: 8	R: 0 E: 0 K: 1 S: 9	H: 0 LOB: 0 BB: 0 P: 16		R: 4 E: 2 K: 1 S: 16	H: 4 LOB: 2 BB: 0 P: 31	1B: 4 2B: 2 3B: 0 HR: 2	SF: 1 SAC: 0 DP: 1 HBP: 0	WP: 1 PB: 0 CS: 0
PITCHER	IP WLS BF H R ER SO BB IBB HBP BLK WP HR S P ERA WHIP																					
40 Collin Balester, R ERA: 5.06	6.0 L 26 4 5 5 3 5 0 0 0 0 1 2 50 97 7.50 1.500																					
50 Garrett Mock, R ERA: 5.31	1.0 3 0 0 0 1 0 0 0 0 0 0 7 8 0.00 0.000																					
52 Saul Rivera, R ERA: 3.46	1.0 3 0 0 0 1 0 0 0 0 0 0 9 16 0.00 0.000																					
38 Joel Hanrahan, R ERA: 3.93	1.0 9 4 4 2 1 0 0 0 0 0 0 16 31 18.00 4.000																					

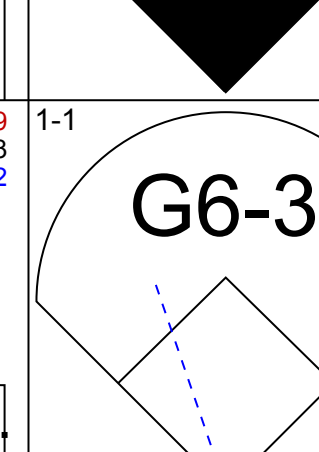
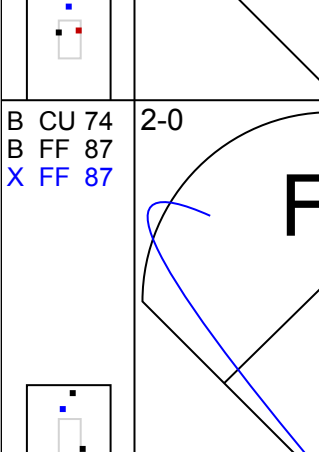
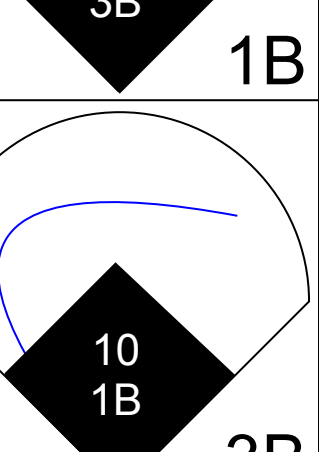
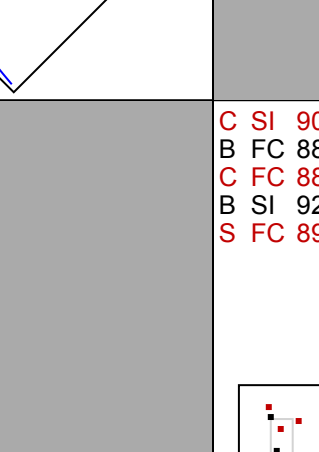
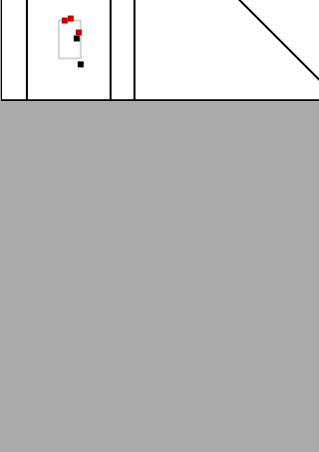
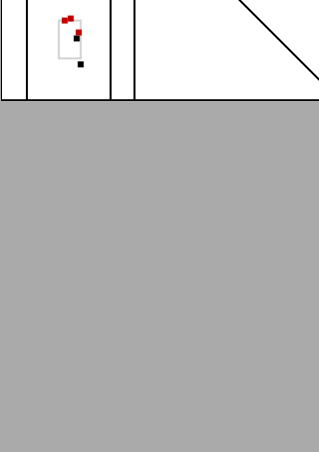
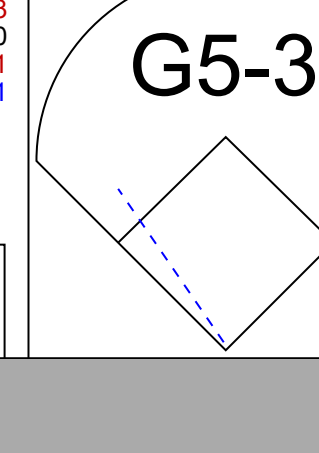

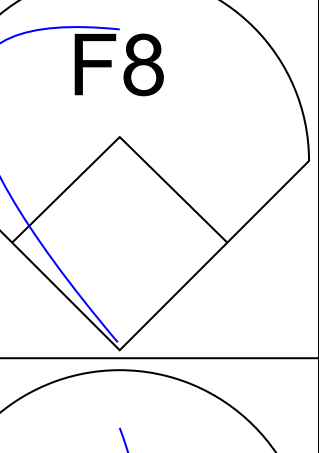
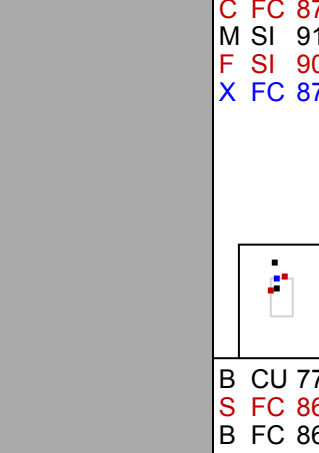




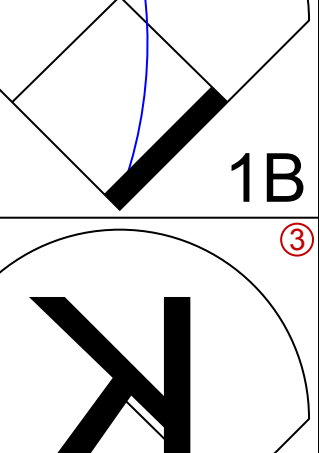
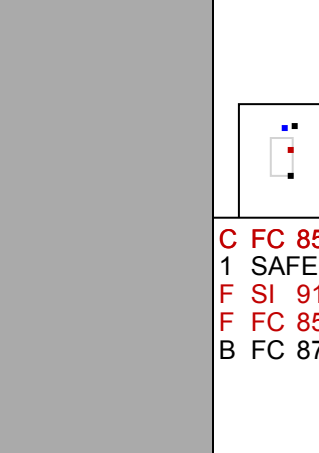





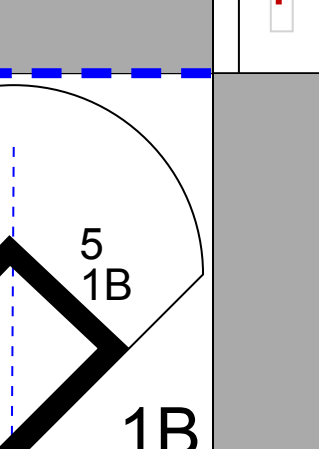



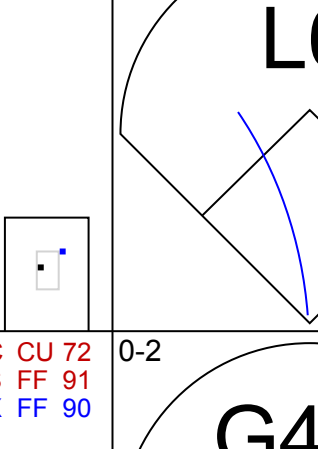

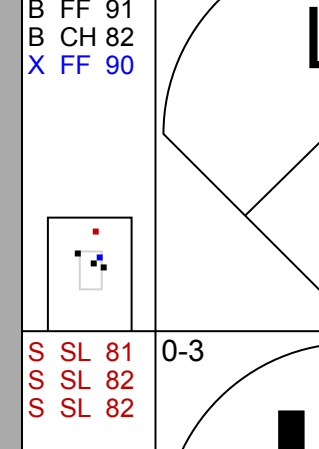

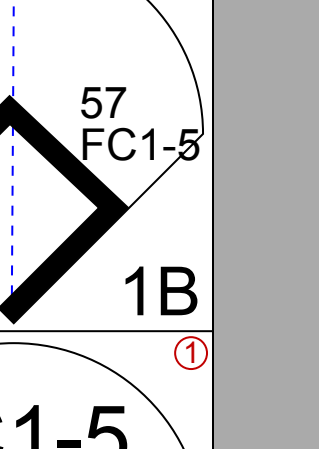
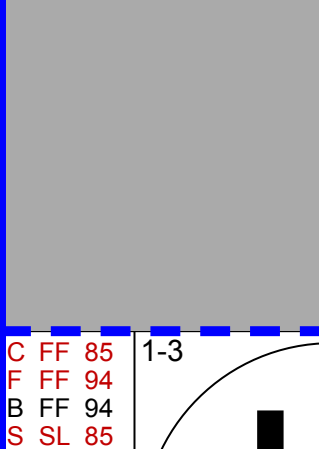
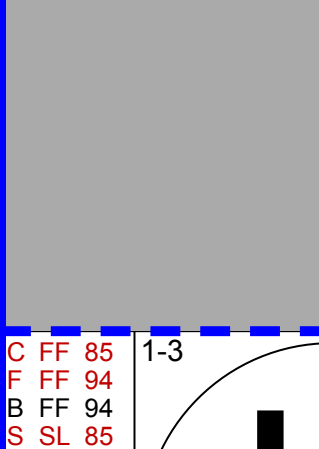
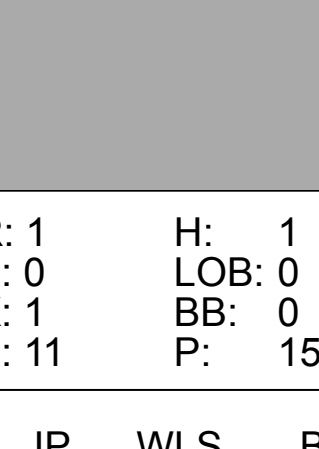
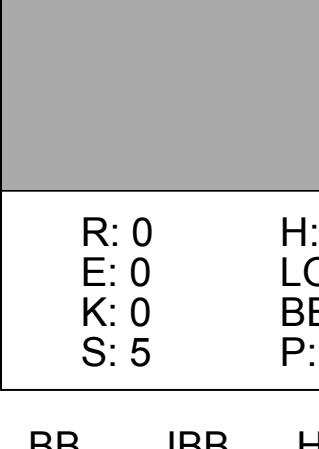
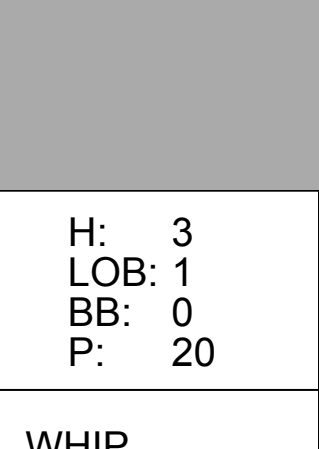
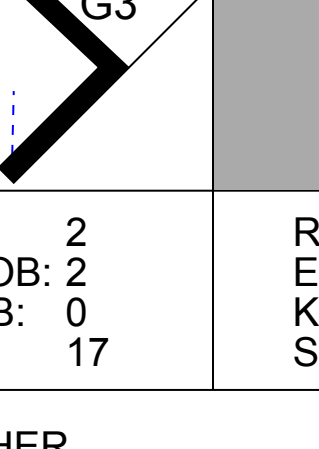
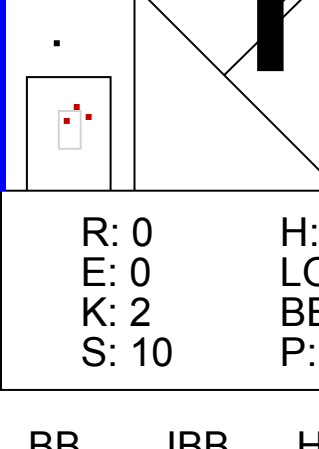
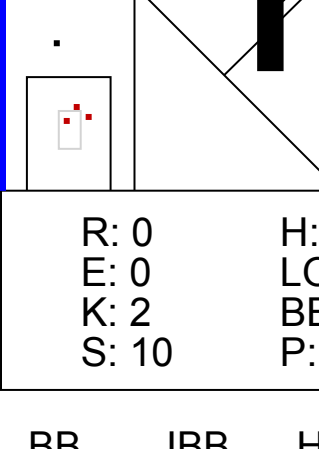


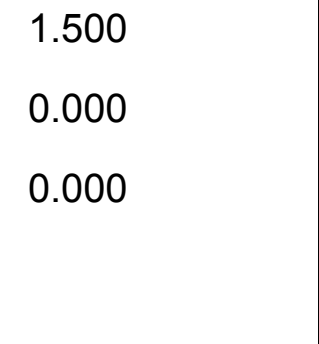



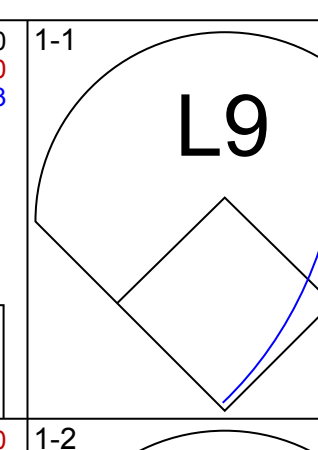
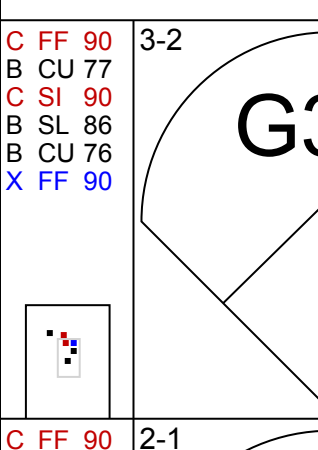
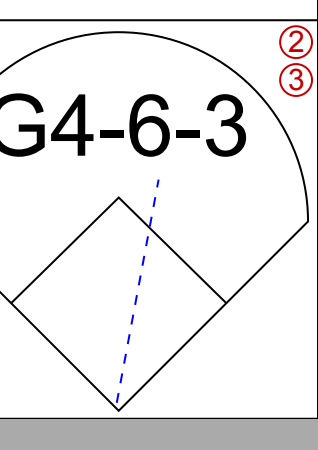



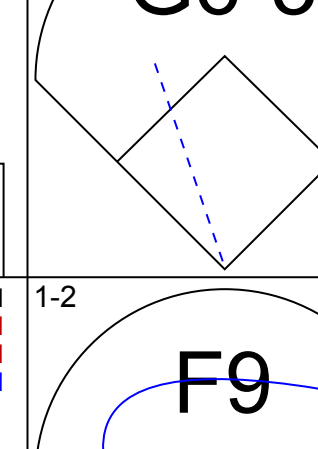
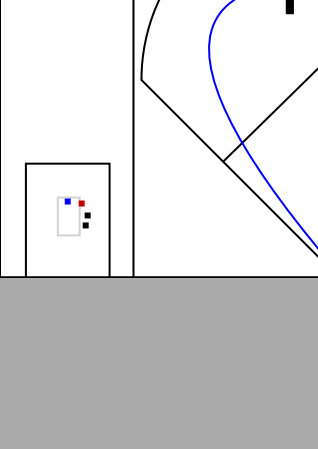




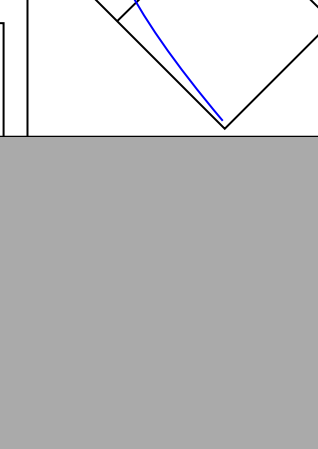


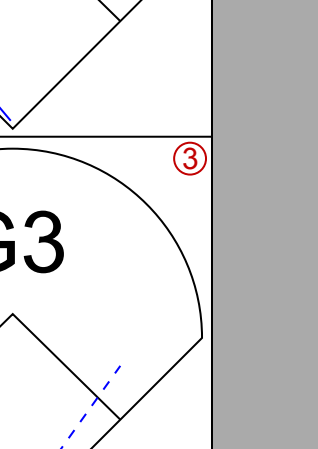





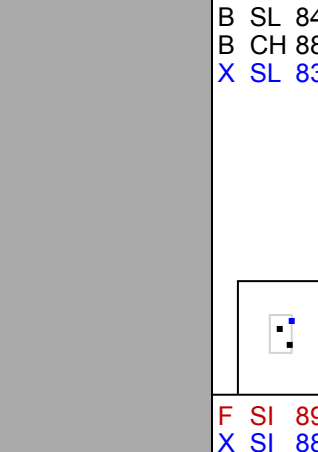




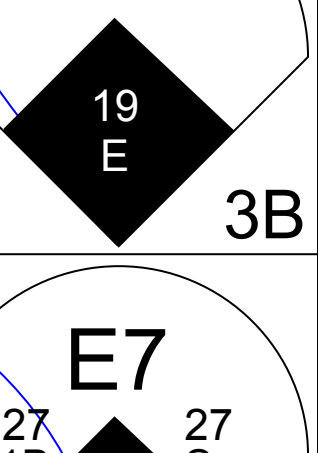
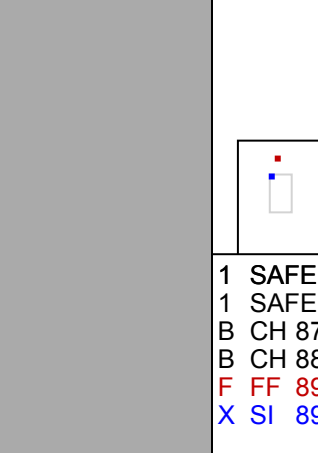




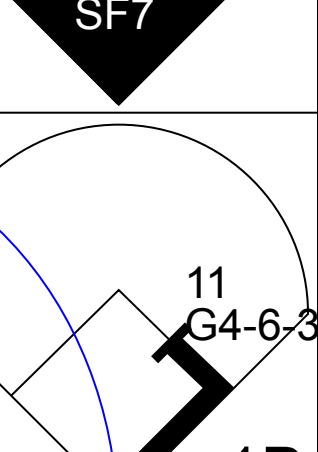
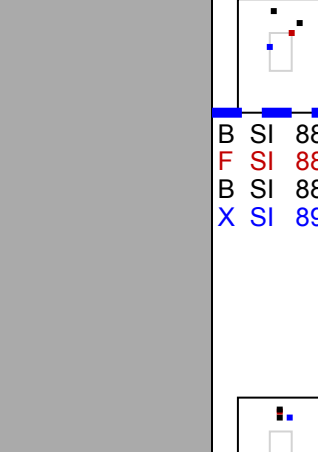


Batter	1	2	3	4	5	6	7	8	9	AB	R	H	RBI	BB	SO	LOB	BOTTOM					
Emilio Bonifacio, S OBP: 0.260, SLG: 0.343	K									4	0	1	1	1	3	0	New York Mets @ Washington Nationals Nationals Park, Washington, DC Thu Aug 14 2008, 7:10 PM EDT Att: 31,058 - Cloudy - 76 F					
10 Ronnie Belliard, R OBP: 0.341, SLG: 0.441										5	0	2	0	0	1	2						
11 Ryan Zimmerman, R OBP: 0.319, SLG: 0.409										3	0	1	0	1	0	1						
85 Lastings Milledge, R OBP: 0.321, SLG: 0.398										3	0	0	0	1	1	3						
25 Austin Kearns, R OBP: 0.307, SLG: 0.313										3	0	1	0	1	1	0						
Aaron Boone, R OBP: 0.306, SLG: 0.407										4	1	0	0	0	1	3						
23 Wil Nieves, R OBP: 0.325, SLG: 0.356										2	1	0	0	2	0	2						
22 Willie Harris, L OBP: 0.340, SLG: 0.431										4	0	0	0	0	0	3						
40 Collin Balester, R ERA: 5.06 5 Kory Cato, L 50 Garrett Mock, S Pete Orr, L 52 Saul Rivera, S 38 Joel Hanrahan, R Ryan Langerhans, L										1	0	0	0	0	1	0						
Inning Stats	R: 0 E: 0 K: 1 S: 6	H: 1 LOB: 0 BB: 0 P: 10	R: 0 E: 0 K: 2 S: 8	H: 0 LOB: 0 BB: 0 P: 16	R: 0 E: 0 K: 1 S: 9	H: 0 LOB: 0 BB: 0 P: 12	R: 0 E: 0 K: 2 S: 11	H: 1 LOB: 1 BB: 0 P: 14	R: 0 E: 0 K: 0 S: 6	H: 0 LOB: 1 BB: 1 P: 11	R: 0 E: 0 K: 2 S: 13	H: 1 LOB: 2 BB: 1 P: 21	R: 3 E: 0 K: 0 S: 15	H: 3 LOB: 1 BB: 1 P: 22	R: 0 E: 0 K: 1 S: 9	H: 0 LOB: 2 BB: 2 P: 19		R: 0 E: 0 K: 1 S: 11	H: 0 LOB: 1 BB: 1 P: 19	1B: 4 2B: 1 3B: 1 HR: 0	SF: 0 SAC: 0 DP: 1 HBP: 0	WP: 0 PB: 0 CS: 0
PITCHER	IP WLS BF H R ER SO BB IBB HBP BLK WP HR S P ERA WHIP																					
Oliver Pérez, L ERA: 3.91	6.2 W 28 6 3 3 3 3 0 0 0 0 0 6 66 4.05 1.350																					
Joe Smith, R ERA: 4.25	0.2 H 4 0 0 0 0 2 0 0 0 0 0 6 14 0.00 3.000																					
Duaner Sanchez, R ERA: 3.6	0.2 H 2 0 0 0 1 0 0 0 0 0 0 5 7 0.00 0.000																					
Aaron Heilman, R ERA: 5.65	1.0 4 0 0 0 1 1 0 0 0 0 0 11 19 0.00 1.000																					

Batter	1	2	3	4	5	6	7	8	9	AB	R	H	RBI	BB	SO	LOB	TOP					
12 Clint Barnes, R OBP: 0.327, SLG: 0.473	L4		7 WP 1B		P3		SH5-4		K	4	0	1	0	0	1	1	Colorado Rockies @ Washington Nationals Nationals Park, Washington, DC Fri Aug 15 2008, 7:35 PM EDT Att: 27,965 - Overcast - 77 F					
7 Seth Smith, L OBP: 0.347, SLG: 0.426	G6-3						G4-3			3	1	1	0	1	0	1						
60 Manny Corpas, R										0	0	0	0	0	0	0						
35 Taylor Buchholz, R										0	0	0	0	0	0	0						
40 Brian Fuentes, L										0	0	0	0	0	0	0						
Matt Holliday, R OBP: 0.430, SLG: 0.595	K		F8				P3			4	1	1	1	0	1	3						
11 Brad Hawpe, L OBP: 0.386, SLG: 0.519		K								4	1	2	2	0	1	0						
27 Garrett Atkins, R OBP: 0.338, SLG: 0.475										4	0	0	0	0	1	1						
9 Ian Stewart, L OBP: 0.378, SLG: 0.514										4	0	0	0	0	1	1						
20 Chris Iannetta, R OBP: 0.376, SLG: 0.527										4	0	2	0	0	0	0						
2 Troy Tulowitzki, R OBP: 0.311, SLG: 0.347										4	1	1	1	0	0	3						
29 Jorge De La Rosa, L OBP: 0.115, SLG: 0.120										2	0	0	0	0	1	0						
Wily Taveras, R OBP: 0.309, SLG: 0.306										2	0	2	0	0	0	0						
																						
Inning Stats	R: 0 E: 0 K: 1 S: 8	H: 0 LOB: 0 BB: 0 P: 12	R: 0 E: 0 K: 2 S: 11	H: 0 LOB: 0 BB: 0 P: 18	R: 1 E: 0 K: 1 S: 18	H: 2 LOB: 2 BB: 1 P: 25	R: 0 E: 0 K: 0 S: 9	H: 2 LOB: 2 BB: 0 P: 14	R: 3 E: 0 K: 0 S: 17	H: 3 LOB: 0 BB: 0 P: 27	R: 0 E: 0 K: 1 S: 7	H: 0 LOB: 0 BB: 0 P: 11	R: 0 E: 0 K: 0 S: 8	H: 1 LOB: 1 BB: 0 P: 14	R: 0 E: 0 K: 0 S: 7	H: 0 LOB: 0 BB: 0 P: 9	R: 0 E: 0 K: 1 S: 11	H: 2 LOB: 1 BB: 0 P: 15	1B: 7 2B: 1 3B: 0 HR: 2	SF: 0 SAC: 1 DP: 1 HBP: 0	WP: 1 PB: 0 SB: 2 CS: 0	PA: 37
PITCHER	IP WLS BF H R ER SO BB IBB HBP BLK WP HR S P ERA WHIP	IP WLS BF H R ER SO BB IBB HBP BLK WP HR S P ERA WHIP															IP WLS BF H R ER SO BB IBB HBP BLK WP HR S P ERA WHIP					
Tim Redding, R ERA: 4.66	6.0	L	26	7	4	4	5	1	0	0	0	0	1	2	70	107	6.00	1.333				
Jesus Colome, R ERA: 4.71	1.0		4	1	0	0	0	0	0	0	0	0	0	8	14	0.00	1.000					
Charlie Manning, L ERA: 4.94	1.0		3	0	0	0	0	0	0	0	0	0	0	7	9	0.00	0.000					
52 Saul Rivera, R ERA: 3.41	1.0		4	2	0	0	1	0	0	0	0	0	0	11	15	0.00	2.000					

Batter	1	2	3	4	5	6	7	8	9	AB	R	H	RBI	BB	SO	LOB	BOTTOM					
Emilio Bonifacio, S OBP: 0.259, SLG: 0.347										5	1	1	0	0	4	5	Colorado Rockies @ Washington Nationals Nationals Park, Washington, DC Fri Aug 15 2008, 7:35 PM EDT Att: 27,965 - Overcast - 77 F					
10 Ronnie Belliard, R OBP: 0.347, SLG: 0.444										3	1	2	1	1	1	0						
11 Ryan Zimmerman, R OBP: 0.318, SLG: 0.407										4	0	1	1	0	1	1						
85 Lastings Milledge, R OBP: 0.318, SLG: 0.394										4	0	0	0	0	1	1						
25 Austin Kearns, R OBP: 0.306, SLG: 0.309										3	1	0	0	0	2	1						
3 Jesus Flores, R OBP: 0.314, SLG: 0.429										4	0	0	0	0	1	1						
Aaron Boone, R OBP: 0.310, SLG: 0.406										3	0	1	1	1	0	1						
22 Willie Harris, L OBP: 0.343, SLG: 0.436										4	0	2	0	0	2	0						
Tim Redding, R OBP: 0.288, SLG: 0.216										1	0	0	0	1	0	2						
Jesus Colome, R ERA: 6.16										0	0	0	0	0	0	0						
Pete Orr, L OBP: 0.245, SLG: 0.313										0	0	0	0	0	0	0						
Charlie Manning, L ERA: 1.63										0	0	0	0	0	0	0						
52 Saul Rivera, S OBP: 1.63										0	0	0	0	0	0	0						
Ryan Langerhans, L OBP: 0.300, SLG: 0.376										1	0	0	0	0	1	0						
Inning Stats	R: 1 E: 0 K: 0 S: 4	H: 2 LOB: 0 BB: 0 P: 5	R: 0 E: 0 K: 2 S: 15	H: 1 LOB: 3 BB: 2 P: 28	R: 1 E: 0 K: 2 S: 12	H: 1 LOB: 0 BB: 1 P: 19	R: 0 E: 0 K: 1 S: 11	H: 2 LOB: 2 BB: 0 P: 17	R: 0 E: 0 K: 1 S: 10	H: 0 LOB: 0 BB: 0 P: 15	R: 1 E: 0 K: 1 S: 10	H: 0 LOB: 1 BB: 0 P: 20	R: 0 E: 0 K: 2 S: 11	H: 1 LOB: 1 BB: 0 P: 14	R: 0 E: 0 K: 1 S: 8	H: 0 LOB: 1 BB: 0 P: 11	R: 0 E: 0 K: 3 S: 10	H: 0 LOB: 0 BB: 0 P: 13	1B: 5 2B: 2 3B: 0 HR: 0	SF: 0 SAC: 0 DP: 0 HBP: 1	WP: 3 PB: 0 SB: 0 CS: 1	PA: 37
PITCHER	IP WLS BF H R ER SO BB IBB HBP BLK WP HR S P ERA WHIP	IP WLS BF H R ER SO BB IBB HBP BLK WP HR S P ERA WHIP															IP WLS BF H R ER SO BB IBB HBP BLK WP HR S P ERA WHIP					
29 Jorge De La Rosa, L ERA: 6.16	6.0	W	26	6	3	3	7	3	0	1	0	0	0	0	11	14	0.00	1.000				
60 Manny Corpas, R ERA: 4.48	1.0	H	4	1	0	0	2	0	0	0	0	0	1	0	8	11	0.00	0.000				
35 Taylor Buchholz, R ERA: 1.63	1.0	H	4	0	0	0	1	0	0	0	0	0	0	10	13	0.00	0.000					
40 Brian Fuentes, L ERA: 3.02	1.0	S	3	0	0	0	3	0	0	0	0	0	0	10	13	0.00	0.000					



Batter	1	2	3	4	5	6	7	8	9	AB	R	H	RBI	BB	SO	LOB	TOP				
12 Clint Barmes, R OBP: 0.327, SLG: 0.468	F9	K		G6-3			K			5	0	1	1	1	2	0	Colorado Rockies @ Washington Nationals Nationals Park, Washington, DC Sat Aug 16 2008, 7:10 PM EDT Att: 28,909 - Partly Cloudy - 80 F livebaseballscorecards.com AB 40 R 13 H 13 RBI 13 BB 6 SO 6 LOB 15 				
Willy Taveras, R OBP: 0.307, SLG: 0.305	1B		G4-3	G5-3	SF7			F8	G6-3	5	1	1	1	0	0	2					
Matt Holliday, R 49 Jason Grilli, R	1B									2	3	0	0	3	1	2					
27 Garrett Atkins, R OBP: 0.340, SLG: 0.475	1B									0	0	0	0	0	0	0					
11 Brad Hawpe, L OBP: 0.379, SLG: 0.517	1B									4	2	2	2	1	0	2					
2 Troy Tulowitzki, R OBP: 0.316, SLG: 0.357	1B									5	1	2	2	0	1	1					
8 Yorvit Torrealba, R OBP: 0.316, SLG: 0.395	1B									5	2	3	3	0	0	2					
9 Ian Stewart, L OBP: 0.379, SLG: 0.517	1B									4	2	1	1	1	0	4					
Livan Hernandez, R Luis Vizcaino, R	1B									5	2	2	2	0	2	1					
7 Seth Smith, L OBP: 0.342, SLG: 0.420	1B									4	0	1	1	0	0	0					
Inning Stats	R: 2 H: 3 E: 1 K: 0 S: 12	H: 3 LOB: 2 BB: 1 P: 28	R: 0 H: 0 E: 0 K: 1 S: 8	H: 0 LOB: 0 BB: 0 P: 12	R: 3 H: 3 E: 0 K: 1 S: 12	H: 3 LOB: 1 BB: 1 P: 22	R: 0 H: 0 E: 0 K: 0 S: 8	H: 0 LOB: 0 BB: 0 P: 13	R: 6 H: 4 E: 1 K: 1 S: 21	H: 4 LOB: 2 BB: 4 P: 45	R: 0 H: 0 E: 0 K: 1 S: 7	H: 0 LOB: 0 BB: 0 P: 12	R: 0 H: 0 E: 0 K: 2 S: 9	H: 0 LOB: 0 BB: 0 P: 14	R: 0 H: 0 E: 0 K: 0 S: 5	H: 0 LOB: 0 BB: 0 P: 5	R: 2 H: 3 E: 1 K: 0 S: 21	H: 3 LOB: 2 BB: 0 P: 29	1B: 11 2B: 2 3B: 0 HR: 0	SF: 1 SAC: 0 DP: 1 HBP: 0	WP: 0 PB: 0 CS: 4 PA: 47
PITCHER	IP WLS BF H R ER SO BB IBB HBP BLK WP HR S P ERA WHIP	IP WLS BF H R ER SO BB IBB HBP BLK WP HR S P ERA WHIP	IP WLS BF H R ER SO BB IBB HBP BLK WP HR S P ERA WHIP	IP WLS BF H R ER SO BB IBB HBP BLK WP HR S P ERA WHIP	IP WLS BF H R ER SO BB IBB HBP BLK WP HR S P ERA WHIP	IP WLS BF H R ER SO BB IBB HBP BLK WP HR S P ERA WHIP	IP WLS BF H R ER SO BB IBB HBP BLK WP HR S P ERA WHIP	IP WLS BF H R ER SO BB IBB HBP BLK WP HR S P ERA WHIP	IP WLS BF H R ER SO BB IBB HBP BLK WP HR S P ERA WHIP	IP WLS BF H R ER SO BB IBB HBP BLK WP HR S P ERA WHIP	IP WLS BF H R ER SO BB IBB HBP BLK WP HR S P ERA WHIP	IP WLS BF H R ER SO BB IBB HBP BLK WP HR S P ERA WHIP	IP WLS BF H R ER SO BB IBB HBP BLK WP HR S P ERA WHIP	IP WLS BF H R ER SO BB IBB HBP BLK WP HR S P ERA WHIP	IP WLS BF H R ER SO BB IBB HBP BLK WP HR S P ERA WHIP	IP WLS BF H R ER SO BB IBB HBP BLK WP HR S P ERA WHIP					
31 John Lannan, L ERA: 3.81	4.0	23	7	8	8	2	4	0	0	0	0	0	0	0	0	0	18.00	2.750			
50 Garrett Mock, R ERA: 5.04	2.0	11	3	3	3	2	2	0	0	0	0	0	0	0	0	0	23	44	13.50	2.500	
59 Steven Shell, R ERA: 1.91	2.0	6	0	0	0	2	0	0	0	0	0	0	0	0	0	0	14	19	0.00	0.000	
Luis Ayala, R ERA: 5.77	1.0	7	3	2	1	0	0	0	0	0	0	0	0	0	0	0	21	29	9.00	3.000	
Batter	1	2	3	4	5	6	7	8	9	AB	R	H	RBI	BB	SO	LOB	BOTTOM				
Emilio Bonifacio, S OBP: 0.259, SLG: 0.342	G6-3		L8				L7			4	1	1	0	0	0	0	Colorado Rockies @ Washington Nationals Nationals Park, Washington, DC Sat Aug 16 2008, 7:10 PM EDT Att: 28,909 - Partly Cloudy - 80 F livebaseballscorecards.com AB 35 R 6 H 11 RBI 5 BB 1 SO 3 LOB 8 				
22 Willie Harris, L OBP: 0.338, SLG: 0.429	F8		G1-3				L8			4	0	0	0	0	0	1					
11 Ryan Zimmerman, R OBP: 0.317, SLG: 0.408	G4-3		L4							4	1	1	1	0	0	0					
85 Lastings Milledge, R OBP: 0.322, SLG: 0.401	1B									4	2	3	1	0	0	0					
25 Austin Kearns, R OBP: 0.308, SLG: 0.310	1B									3	2	1	0	1	0	1					
3 Jesus Flores, R OBP: 0.317, SLG: 0.430	1B									4	0	2	0	0	1	0					
10 Ronnie Belliard, R OBP: 0.353, SLG: 0.453	1B									4	0	3	3	0	0	0					
5 Kory Casto, L OBP: 0.294, SLG: 0.282	1B									3	0	0	0	0	0	3					
59 Steven Shell, R	1B									0	0	0	0	0	0	0					
Luis Ayala, R	1B									0	0	0	0	0	0	0					
Ryan Langerhans, L OBP: 0.389, SLG: 0.370	1B									1	0	0	0	0	1	1					
31 John Lannan, L OBP: 0.111, SLG: 0.030	1B									1	0	0	0	0	0	1					
50 Garrett Mock, S	1B									1	0	0	0	0	1	0					
Pete Orr, L OBP: 0.235, SLG: 0.300	1B									2	0	0	0	0	0	1					
Inning Stats	R: 0 H: 0 E: 0 K: 0 S: 6	H: 4 LOB: 1 BB: 0 P: 9	R: 2 H: 4 E: 0 K: 0 S: 13	H: 4 LOB: 1 BB: 0 P: 22	R: 0 H: 0 E: 0 K: 0 S: 8	H: 0 LOB: 0 BB: 0 P: 13	R: 0 H: 1 E: 0 K: 1 S: 9	H: 1 LOB: 0 BB: 0 P: 15	R: 0 H: 0 E: 0 K: 1 S: 7	H: 0 LOB: 0 BB: 0 P: 8	R: 4 H: 5 E: 0 K: 0 S: 15	H: 5 LOB: 1 BB: 1 P: 25	R: 0 H: 0 E: 0 K: 0 S: 8	H: 0 LOB: 0 BB: 0 P: 12	R: 0 H: 0 E: 0 K: 0 S: 11	H: 0 LOB: 0 BB: 0 P: 19	R: 0 H: 1 E: 0 K: 1 S: 16	H: 1 LOB: 1 BB: 0 P: 21	1B: 8 2B: 3 3B: 0 HR: 0	SF: 0 SAC: 0 DP: 2 HBP: 0	WP: 1 PB: 0 SB: 0 CS: 0 PA: 36
PITCHER	IP WLS BF H R ER SO BB IBB HBP BLK WP HR S P ERA WHIP	IP WLS BF H R ER SO BB IBB HBP BLK WP HR S P ERA WHIP	IP WLS BF H R ER SO BB IBB HBP BLK WP HR S P ERA WHIP	IP WLS BF H R ER SO BB IBB HBP BLK WP HR S P ERA WHIP	IP WLS BF H R ER SO BB IBB HBP BLK WP HR S P ERA WHIP	IP WLS BF H R ER SO BB IBB HBP BLK WP HR S P ERA WHIP	IP WLS BF H R ER SO BB IBB HBP BLK WP HR S P ERA WHIP	IP WLS BF H R ER SO BB IBB HBP BLK WP HR S P ERA WHIP	IP WLS BF H R ER SO BB IBB HBP BLK WP HR S P ERA WHIP	IP WLS BF H R ER SO BB IBB HBP BLK WP HR S P ERA WHIP	IP WLS BF H R ER SO BB IBB HBP BLK WP HR S P ERA WHIP	IP WLS BF H R ER SO BB IBB HBP BLK WP HR S P ERA WHIP	IP WLS BF H R ER SO BB IBB HBP BLK WP HR S P ERA WHIP	IP WLS BF H R ER SO BB IBB HBP BLK WP HR S P ERA WHIP	IP WLS BF H R ER SO BB IBB HBP BLK WP HR S P ERA WHIP	IP WLS BF H R ER SO BB IBB HBP BLK WP HR S P ERA WHIP					
Livan Hernandez, R ERA: 6.07	6.0	26	10	6	6	2	1	0	0	0	0	0	0	0	0	0	9.00	1.833			
Luis Vizcaino, R ERA: 5.09	2.0	6	0	0	0	0	0	0	0	0	0	0	0	0	0	0	19	31	0.00	0.000	
49 Jason Grilli, R ERA: 3.51	1.0	4	1	0	0	1	0	0	0	0	0	0	0	0	0	0	16	21	0.00	1.000	

Batter	1	2	3	4	5	6	7	8	9	AB	R	H	RBI	BB	SO	LOB	TOP										
Emilio Bonifacio, S OBP: 0.250, SLG: 0.318										5	0	0	0	0	1	2											
22 Willie Harris, L OBP: 0.340, SLG: 0.439										5	2	2	1	0	1	2											
11 Ryan Zimmerman, R (1,5) OBP: 0.315, SLG: 0.412										4	1	1	1	0	1	0											
85 Lastings Milledge, R (1,8) OBP: 0.323, SLG: 0.405										4	1	1	0	0	0	1											
10 Ronnie Belliard, R (1,6) OBP: 0.364, SLG: 0.465										4	0	4	1	0	0	0											
3 Jesus Flores, R (1,2) OBP: 0.316, SLG: 0.427										4	0	1	1	0	2	2											
25 Austin Kearns, R (1,9) OBP: 0.310, SLG: 0.309										3	0	1	0	1	1	2											
5 Kory Casto, L (1,3) OBP: 0.292, SLG: 0.281										4	0	1	0	0	0	4											
52 Saul Rivera, S (8,1)										0	0	0	0	0	0	0											
57 Jason Bergmann, R (1,1)										3	0	0	0	0	1	6											
59 Steven Shell, R (7,1)										0	0	0	0	0	0	0											
Charlie Manning, L (8,1)										0	0	0	0	0	0	0											
Aaron Boone, R (8,3) OBP: 0.302, SLG: 0.394										1	0	0	0	0	1	0											
Inning Stats	R: 1 E: 0 K: 1 S: 11	H: 1 LOB: 0 BB: 0 P: 15	R: 0 E: 0 K: 0 S: 9	H: 1 LOB: 2 BB: 1 P: 17	R: 0 E: 0 K: 0 S: 5	H: 0 LOB: 0 BB: 0 P: 9	R: 1 E: 0 K: 1 S: 19	H: 3 LOB: 2 BB: 0 P: 30	R: 2 E: 0 K: 1 S: 14	H: 3 LOB: 1 BB: 0 P: 20	R: 0 E: 0 K: 0 S: 12	H: 2 LOB: 2 BB: 0 P: 17	R: 0 E: 0 K: 2 S: 8	H: 1 LOB: 0 BB: 0 P: 18	R: 0 E: 0 K: 2 S: 8	H: 0 LOB: 0 BB: 0 P: 10	R: 0 E: 0 K: 2 S: 10	H: 0 LOB: 0 BB: 0 P: 14	1B: 8 2B: 1 3B: 1 HR: 1	SF: 0 SAC: 0 DP: 0 HBP: 0	WP: 0 PB: 0 SB: 0 CS: 1	PA: 39					
PITCHER	IP	WLS	BF	H	R	ER	SO	BB	IBB	HBP	BLK	WP	HR	S	P	ERA	WHIP										
56 Joe Blanton, R (1,1) ERA: 4.87	5.0		24	8	4	4	3	1	0	0	0	0	1	58	91	7.20	1.800										
37 Chad Durbin, R (6,1) ERA: 2.09	2.0		8	3	0	0	1	0	0	0	0	0	0	24	35	0.00	1.500										
46 Ryan Madson, R (8,1) ERA: 3.11	1.0	W	3	0	0	0	2	0	0	0	0	0	0	8	10	0.00	0.000										
54 Brad Lidge, R (9,1) ERA: 2.06	1.0	S	3	0	0	0	2	0	0	0	0	0	0	10	14	0.00	0.000										

Washington Nationals @ Philadelphia Phillies
Citizens Bank Park, Philadelphia, PA

AB 37
R 4
H 11
RBI 4
BB 1
SO 8
LOB 19



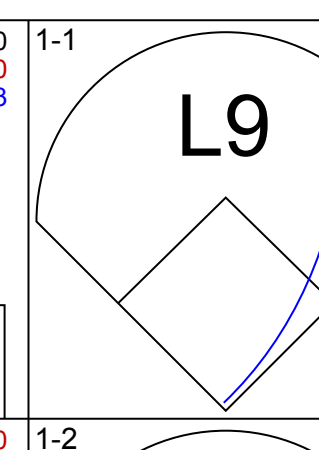
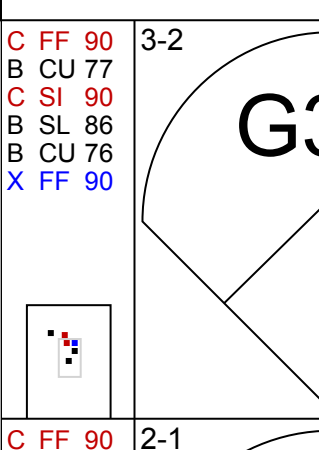
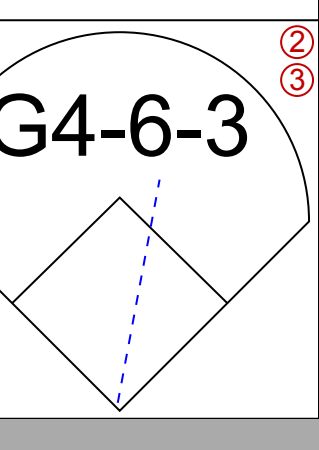


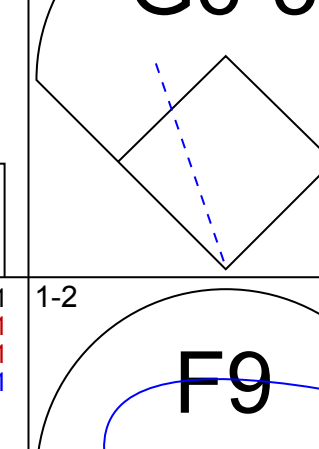
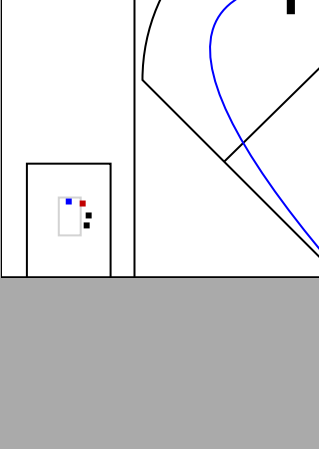




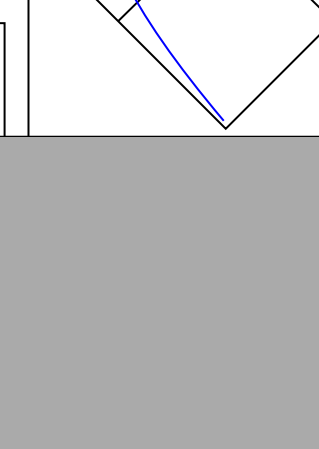


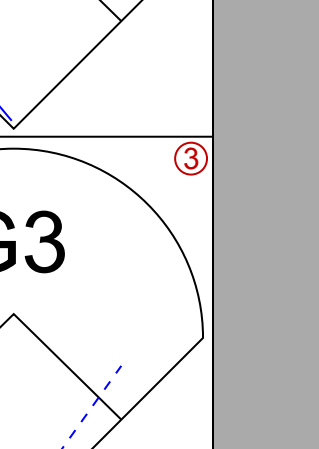



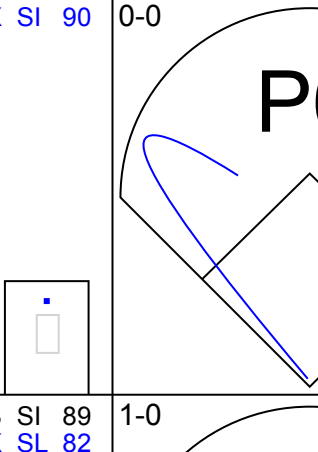

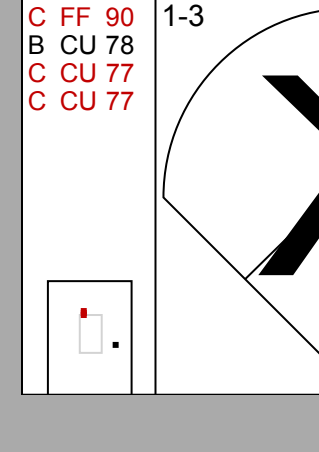

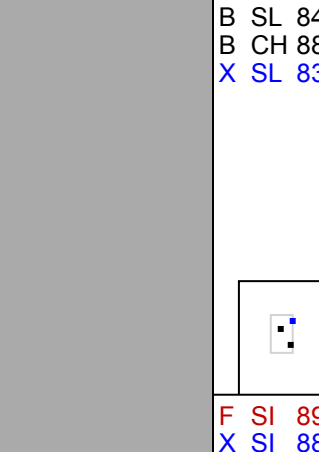





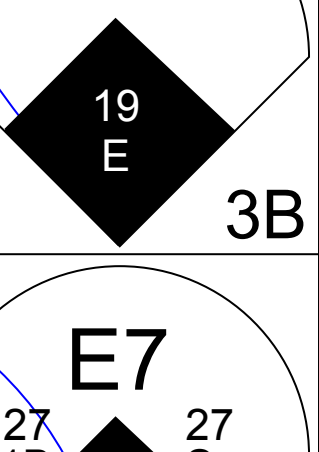





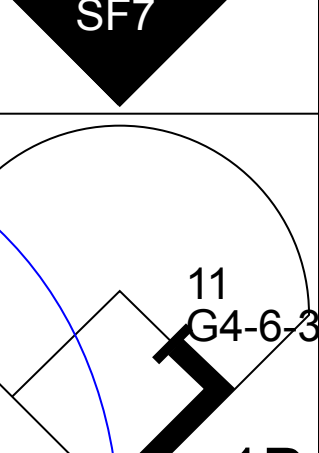
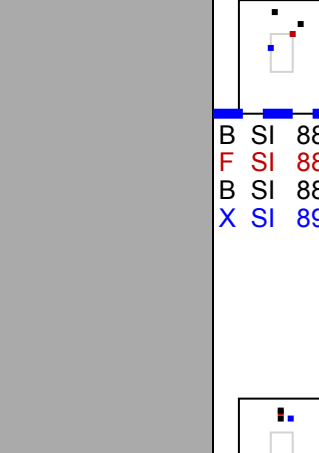


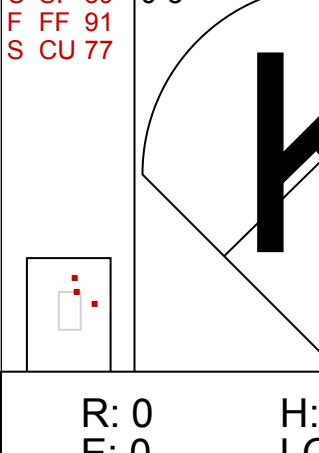

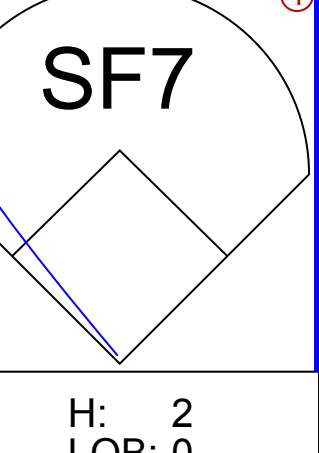
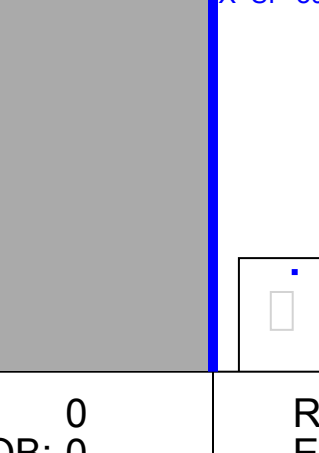

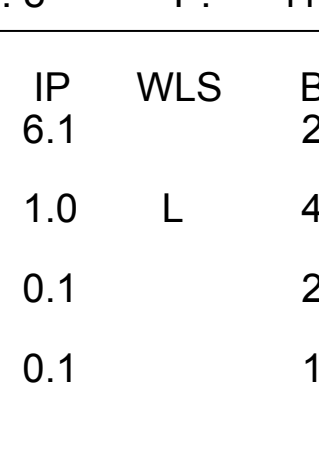
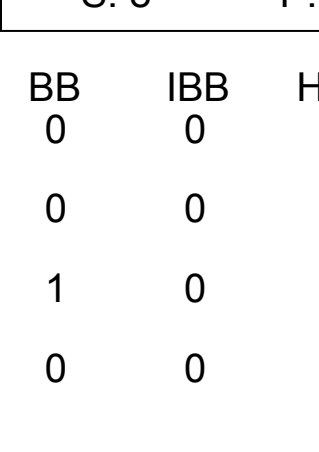
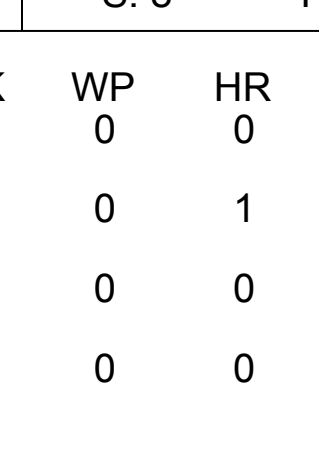
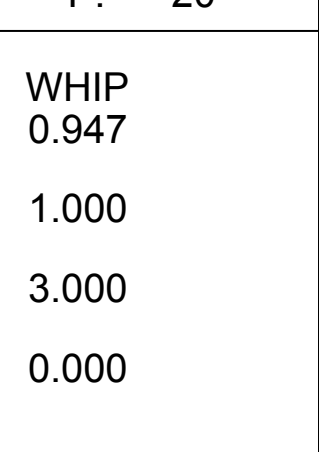


WP: 0 PA: 39
PB: 0
SB: 0
CS: 1

Washington Nationals @ Philadelphia Phillies
Citizens Bank Park, Philadelphia, PA

AB 28
R 5
H 7
RBI 4
BB 1
SO 4
LOB 6



WP: 0 PA: 32
PB: 0
SB: 1
CS: 0

Batter	1	2	3	4	5	6	7	8	9	AB	R	H	RBI	BB	SO	LOB	BOTTOM										
11 Jimmy Rollins, S (1,6) OBP: 0.330, SLG: 0.427										4	0	0	0	0	0	1											
28 Jayson Werth, R (1,9) OBP: 0.355, SLG: 0.486										4	1	1	1	0	1	0											
26 Chase Utley, L (1,4) OBP: 0.365, SLG: 0.554										4	0	0	0	0	0	0											
6 Ryan Howard, L (1,3) OBP: 0.322, SLG: 0.482										3	1	1	0	1	1	0											
Pat Burrell, R (1,7) OBP: 0.392, SLG: 0.556										4	0	1	0	0	1	2											
8 Shane Victorino, S (1,8) OBP: 0.352, SLG: 0.446										3	2	2	0	0	0	1											
19 Greg Dobbs, L (1,5) OBP: 0.269, SLG: 0.458										2	1	1	1	0	0	0											
4 Eric Bruntlett, R (9,5) OBP: 0.298, SLG: 0.292										0	0	0	0	0	0	0											
27 Chris Coste, R (1,2) OBP: 0.322, SLG: 0.452										2	0	1	1	0	0	1											
51 Carlos Ruiz, R (9,2) OBP: 0.322, SLG: 0.280										0	0	0	0	0	0	0											
56 Joe Blanton, R (1,1) ERA: 4.5	6.1		25	6	4	3	4	1	0	0	0	0	0	0	0	0											
59 Steven Shell, R (7,1) ERA: 2.06	1.0	L	4	1	1	1	0	0	0	0	0	0	0	0	0	0											
Charlie Manning, L (8,1) ERA: 5.17	0.1		2	0	0	0	0	1	0	0	0	0	0	0	0	0											
52 Saul Rivera, R (8,1) ERA: 3.39	0.1		1	0	0	0	0	0	0	0	0	0	0	0	0	0											
Inning Stats	R: 0 E: 0 K: 0 S: 8	H: 2 LOB: 1 BB: 0 P: 11	R: 1 E: 0 K: 0 S: 11	H: 2 LOB: 1 BB: 0 P: 18	R: 0 E: 0 K: 1 S: 8	H: 0 LOB: 0 BB: 0 P: 13	R: 0 E: 0 K: 2 S: 8	H: 0 LOB: 0 BB: 0 P: 11	R: 2 E: 1 K: 0 S: 13	H: 2 LOB: 0 BB: 0 P: 20	R: 0 E: 0 K: 1 S: 6	H: 0 LOB: 0 BB: 0 P: 10	R: 1 E: 0 K: 0 S: 8	H: 2 LOB: 1 BB: 0 P: 14	R: 1 E: 0 K: 0 S: 13	H: 1 LOB: 1 BB: 1 P: 24	1B: 4 2B: 1 3B: 1 HR: 1	SF: 3 SAC: 0 DP: 1 HBP: 0	WP: 0 PB: 0 SB: 1 CS: 0	PA: 32							
PITCHER	IP	WLS	BF	H	R	ER	SO	BB	IBB	HBP	BLK	WP	HR	S	P	ERA	WHIP										
57 Jason Bergmann, R (1,1) ERA: 4.5	6.1		25	6	4	3	4	1	0	0	0	0	0	0	0	0	0										
59 Steven Shell, R (7,1) ERA: 2.06	1.0	L	4	1	1	1	0	0	0	0	0	0	0	0	0	0	0										
Charlie Manning, L (8,1) ERA: 5.17	0.1		2	0	0	0	0	1	0	0	0	0	0	0	0	0	0										
52 Saul Rivera, R (8,1) ERA: 3.39	0.1		1	0	0	0	0	0	0	0	0	0	0	0	0	0	0										

Tue Aug 19 2008, 7:05 PM EDT
Att: 44,143 - Clear - 80 F

AB 37
R 4
H 11
RBI 4
BB 1
SO 8
LOB 19



WP: 0 PA: 39
PB: 0
SB: 0
CS: 1

Washington Nationals @ Philadelphia Phillies
Citizens Bank Park, Philadelphia, PA

AB 28
R 5
H 7
RBI 4
BB 1
SO 4
LOB 6



WP: 0 PA: 32
PB: 0
SB: 1
CS: 0


Batter	1	2	3	4	5	6	7	8	9	AB	R	H	RBI	BB	SO	LOB	TOP										
Emilio Bonifacio, S (1.4) OBP: 0.260, SLG: 0.326										4	0	2	0	0	1	3	Washington Nationals @ Philadelphia Phillies Citizens Bank Park, Philadelphia, PA Wed Aug 20 2008, 7:05 PM EDT Att. 45,166 - Clear - 77 F										
22 Willie Harris, L (1.7) OBP: 0.336, SLG: 0.433										4	0	0	0	0	1	3											
11 Ryan Zimmerman, R (1.5) OBP: 0.314, SLG: 0.410										4	0	1	0	0	1	1											
85 Lastings Milledge, R (1.8) OBP: 0.324, SLG: 0.407										3	0	1	0	1	1	1											
10 Ronnie Belliard, R (1.3) OBP: 0.366, SLG: 0.466										4	0	2	0	0	2	1											
3 Jesus Flores, R (1.2) OBP: 0.311, SLG: 0.421										4	0	0	0	0	1	1											
25 Austin Kearns, R (1.9) OBP: 0.306, SLG: 0.305										4	0	0	0	0	1	2											
6 Anderson Hernandez, S (1.6) OBP: 0.750, SLG: 0.750										4	0	3	0	0	0	0											
40 Collin Balester, R (1.1) OBP: 0.273, SLG: 0.200										2	0	0	0	0	0	2											
Ryan Langerhans, L (7, PH) OBP: 0.379, SLG: 0.372										1	0	0	0	0	0	1											
74 Marco Estrada, R (7, 1) OBP: 0.301, SLG: 0.392										0	0	0	0	0	0	1											
Aaron Boone, R (9, PH) OBP: 0.301, SLG: 0.392										1	0	0	0	0	1	1											
Inning Stats	R: 0 E: 1 K: 0 S: 10	H: 2 LOB: 2 BB: 1 P: 16	R: 0 E: 1 K: 1 S: 8	H: 1 LOB: 2 BB: 0 P: 8	R: 0 E: 0 K: 2 S: 11	H: 1 LOB: 1 BB: 0 P: 20	R: 0 E: 0 K: 0 S: 6	H: 0 LOB: 0 BB: 0 P: 9	R: 0 E: 0 K: 1 S: 10	H: 1 LOB: 1 BB: 0 P: 16	R: 0 E: 0 K: 2 S: 10	H: 1 LOB: 1 BB: 0 P: 11	R: 0 E: 0 K: 0 S: 9	H: 1 LOB: 1 BB: 0 P: 13	R: 0 E: 0 K: 1 S: 5	H: 1 LOB: 1 BB: 0 P: 8	R: 0 E: 0 K: 2 S: 13	H: 1 LOB: 1 BB: 0 P: 18	1B: 8 2B: 1 3B: 0 HR: 0	SF: 0 SAC: 0 DP: 2 HBP: 0	WP: 0 PB: 0 SB: 1 CS: 0	PA: 36					
PITCHER	IP	WLS	BF	H	R	ER	SO	BB	IBB	HBP	BLK	WP	HR	S	P	ERA	WHIP										
39 Brett Myers, R (1.1) ERA: 4.71	9.0	W	36	9	0	0	9	1	0	0	0	0	0	82	119	0.00	1.111										

AB	35
R	0
H	9
RBI	0
BB	1
SO	9
LOB	16



Batter	1	2	3	4	5	6	7	8	9	AB	R	H	RBI	BB	SO	LOB	BOTTOM										
11 Jimmy Rollins, S (1.6) OBP: 0.329, SLG: 0.425										4	0	1	0	0	0	1	Washington Nationals @ Philadelphia Phillies Citizens Bank Park, Philadelphia, PA Wed Aug 20 2008, 7:05 PM EDT Att. 45,166 - Clear - 77 F										
28 Jayson Werth, R (1.9) OBP: 0.353, SLG: 0.486										4	0	1	1	0	2	1											
26 Chase Utley, L (1.4) OBP: 0.366, SLG: 0.556										4	0	2	0	0	0	1											
6 Ryan Howard, L (1.3) OBP: 0.319, SLG: 0.478										4	0	0	0	0	1	2											
Pat Burrell, R (1.7) OBP: 0.389, SLG: 0.551										4	0	0	0	0	1	2											
4 Eric Bruntlett, R (9.5) OBP: 0.298, SLG: 0.292										0	0	0	0	0	0	0											
8 Shane Victorino, S (1.8) OBP: 0.354, SLG: 0.448										3	1	2	0	0	0	0											
19 Greg Dobbs, L (1.5) OBP: 0.344, SLG: 0.476										2	1	1	2	1	0	1											
10 Geoff Jenkins, L (9.9) OBP: 0.299, SLG: 0.387										0	0	0	0	0	0	0											
27 Chris Coste, R (1.2) OBP: 0.331, SLG: 0.457										2	2	2	0	0	0	0											
39 Brett Myers, R (1.1) OBP: 0.130, SLG: 0.048										3	0	0	0	0	2	4											
Inning Stats	R: 0 E: 0 K: 1 S: 9	H: 0 LOB: 0 BB: 0 P: 11	R: 0 E: 0 K: 0 S: 6	H: 0 LOB: 0 BB: 0 P: 7	R: 1 E: 1 K: 0 S: 8	H: 0 LOB: 1 BB: 1 P: 15	R: 0 E: 0 K: 1 S: 6	H: 1 LOB: 0 BB: 0 P: 8	R: 3 E: 0 K: 1 S: 19	H: 5 LOB: 1 BB: 0 P: 30	R: 0 E: 0 K: 1 S: 8	H: 1 LOB: 1 BB: 0 P: 16	R: 0 E: 0 K: 1 S: 7	H: 1 LOB: 0 BB: 0 P: 11	R: 0 E: 0 K: 1 S: 12	H: 1 LOB: 1 BB: 0 P: 18	1B: 6 2B: 2 3B: 0 HR: 1	SF: 0 SAC: 0 DP: 1 HBP: 1	WP: 0 PB: 0 SB: 0 CS: 2	PA: 32							
PITCHER	IP	WLS	BF	H	R	ER	SO	BB	IBB	HBP	BLK	WP	HR	S	P	ERA	WHIP										
40 Collin Balester, R (1.1) ERA: 4.99	6.0	L	25	7	4	3	4	1	0	1	0	0	0	56	87	4.50	1.333										
74 Marco Estrada, R (7.1) ERA:	2.0		7	2	0	0	2	0	0	0	0	0	0	19	29	0.00	1.000										

AB	30
R	4
H	9
RBI	3
BB	1
SO	6
LOB	12



Batter	1	2	3	4	5	6	7	8	9	AB	R	H	RBI	BB	SO	LOB	TOP								
6 Anderson Hernandez, S (1.4) OBP: 0.556, SLG: 0.556	F9		P3			15 E 1B			G4-3	5	1	2	1	0	0	0	Washington Nationals @ Philadelphia Phillies Citizens Bank Park, Philadelphia, PA Thu Aug 21 2008, 7:05 PM EDT Att: 41,568 - Clear - 80 F								
15 Cristian Guzman, S (1.6) OBP: 0.325, SLG: 0.400	G6-3			K		85 FC5-4 1B	G3		G1-3	5	0	2	0	0	1	2									
11 Ryan Zimmerman, R (1.5) OBP: 0.316, SLG: 0.409	G6-3		G6-3						E5	5	1	2	0	0	1	3									
85 Lastings Milledge, R (1.8) OBP: 0.325, SLG: 0.405	L8					FC5-4			G1-3	4	1	1	0	1	0	4									
10 Ronnie Belliard, R (1.3) OBP: 0.365, SLG: 0.460	G4-3			L7					SH1-3	3	0	0	0	1	0	2									
3 Jesus Flores, R (1.2) OBP: 0.311, SLG: 0.419	P4								FC4-6	4	0	1	1	0	0	0									
Pete Orr, L (8, PR) OBP: 0.273, SLG: 0.321										0	0	0	0	0	0	0									
38 Joel Hanrahan, R (8.1)										1	0	0	0	0	0	3									
25 Austin Kearns, R (1.9) OBP: 0.308, SLG: 0.305	L8									3	1	1	1	1	0	0									
22 Willie Harris, L (1.7) OBP: 0.338, SLG: 0.432			K							3	0	1	0	1	2	2									
Tim Redding, R (1.1) OBP: 0.255, SLG: 0.205										2	0	0	0	0	1	1									
Aaron Boone, R (7, PH) OBP: 0.299, SLG: 0.390			K							1	0	0	0	0	0	2									
52 Saul Rivera, S (7.1)										0	0	0	0	0	0	0									
23 Wil Nieves, R (8, PH) OBP: 0.319, SLG: 0.349										1	0	0	0	0	1	2									
Inning Stats	R: 0 E: 0 K: 0 S: 13	H: 1 LOB: 1 BB: 0 P: 18	R: 0 E: 0 K: 0 S: 5	H: 0 LOB: 0 BB: 0 P: 7	R: 0 E: 0 K: 2 S: 8	H: 0 LOB: 0 BB: 0 P: 14	R: 0 E: 0 K: 1 S: 10	H: 0 LOB: 1 BB: 1 P: 19	R: 0 E: 0 K: 0 S: 11	H: 0 LOB: 1 BB: 1 P: 18	R: 1 E: 1 K: 1 S: 8	H: 2 LOB: 1 BB: 0 P: 11	R: 1 E: 0 K: 0 S: 12	H: 2 LOB: 2 BB: 1 P: 21	R: 2 E: 0 K: 2 S: 14	H: 4 LOB: 2 BB: 0 P: 21	R: 0 E: 1 K: 0 S: 13	H: 1 LOB: 3 BB: 1 P: 24	1B: 10 2B: 0 3B: 0 HR: 0	SF: 0 SAC: 1 DP: 0 HBP: 0	WP: 0 PB: 0 SB: 0 CS: 0	PA: 42			
PITCHER	IP WLS BF H R ER SO BB IBB HBP BLK WP HR S P ERA WHIP	IP WLS BF H R ER SO BB IBB HBP BLK WP HR S P ERA WHIP	IP WLS BF H R ER SO BB IBB HBP BLK WP HR S P ERA WHIP	IP WLS BF H R ER SO BB IBB HBP BLK WP HR S P ERA WHIP	IP WLS BF H R ER SO BB IBB HBP BLK WP HR S P ERA WHIP	IP WLS BF H R ER SO BB IBB HBP BLK WP HR S P ERA WHIP	IP WLS BF H R ER SO BB IBB HBP BLK WP HR S P ERA WHIP	IP WLS BF H R ER SO BB IBB HBP BLK WP HR S P ERA WHIP	IP WLS BF H R ER SO BB IBB HBP BLK WP HR S P ERA WHIP	IP WLS BF H R ER SO BB IBB HBP BLK WP HR S P ERA WHIP	IP WLS BF H R ER SO BB IBB HBP BLK WP HR S P ERA WHIP	IP WLS BF H R ER SO BB IBB HBP BLK WP HR S P ERA WHIP	IP WLS BF H R ER SO BB IBB HBP BLK WP HR S P ERA WHIP	IP WLS BF H R ER SO BB IBB HBP BLK WP HR S P ERA WHIP	IP WLS BF H R ER SO BB IBB HBP BLK WP HR S P ERA WHIP	IP WLS BF H R ER SO BB IBB HBP BLK WP HR S P ERA WHIP	IP WLS BF H R ER SO BB IBB HBP BLK WP HR S P ERA WHIP	IP WLS BF H R ER SO BB IBB HBP BLK WP HR S P ERA WHIP	IP WLS BF H R ER SO BB IBB HBP BLK WP HR S P ERA WHIP	IP WLS BF H R ER SO BB IBB HBP BLK WP HR S P ERA WHIP	IP WLS BF H R ER SO BB IBB HBP BLK WP HR S P ERA WHIP	IP WLS BF H R ER SO BB IBB HBP BLK WP HR S P ERA WHIP	IP WLS BF H R ER SO BB IBB HBP BLK WP HR S P ERA WHIP	IP WLS BF H R ER SO BB IBB HBP BLK WP HR S P ERA WHIP	IP WLS BF H R ER SO BB IBB HBP BLK WP HR S P ERA WHIP

AB	37
R	4
H	10
RBI	3
BB	4
SO	6
LOB	21



Batter	1	2	3	4	5	6	7	8	9	AB	R	H	RBI	BB	SO	LOB	BOTTOM								
11 Jimmy Rollins, S (1.6) OBP: 0.326, SLG: 0.421	G4-3		G3			F8			G6-3	4	0	0	0	0	0	1	Washington Nationals @ Philadelphia Phillies Citizens Bank Park, Philadelphia, PA Thu Aug 21 2008, 7:05 PM EDT Att: 41,568 - Clear - 80 F								
28 Jayson Werth, R (1.9) OBP: 0.355, SLG: 0.488	K		G5-3			26 1B			BB	3	1	1	0	1	1	0									
26 Chase Utley, L (1.4) OBP: 0.369, SLG: 0.556										3	0	2	1	1	0	0									
6 Ryan Howard, L (1.3) OBP: 0.317, SLG: 0.474										4	0	0	0	0	3	4									
Pat Burrell, R (1.7) OBP: 0.387, SLG: 0.548										4	0	1	0	0	1	2									
8 Shane Victorino, S (1.8) OBP: 0.355, SLG: 0.448	F7									4	1	2	0	0	0	1									
7 Pedro Feliz, R (1.5) OBP: 0.302, SLG: 0.421										2	0	0	0	0	0	1									
19 Greg Dobbs, L (7, PH) OBP: 0.342, SLG: 0.474	F8									1	0	0	1	0	0	0									
4 Eric Bruntlett, R (8.5) OBP: 0.297, SLG: 0.291										1	0	0	0	0	1	1									
51 Carlos Ruiz, R (1.2) OBP: 0.321, SLG: 0.292										4	1	1	1	0	0	2									
Jamie Moyer, L (1.1) OBP: 0.226, SLG: 0.125										2	0	0	0	0	0	1									
37 Chad Durbin, R (7.1) OBP: 0.143, SLG: 0.143										0	0	0	0	0	0	0									
10 Geoff Jenkins, L (7, PH) OBP: 0.305, SLG: 0.382										1	0	1	0	0	0	0									
46 Ryan Madson, L (8.1) OBP: 0.295, SLG: 0.372										0	0	0	0	0	0	0									
16 J.C. Romero, S (8.1) OBP: 0.299, SLG: 0.390										0	0	0	0	0	0	0									
55 Clay Condrey, R (8.1) OBP: 0.299, SLG: 0.390										0	0	0	0	0	0	0									
27 Chris Coste, R (8, PH) OBP: 0.320, SLG: 0.465										1	0	0	0	0	0	1									
Inning Stats	R: 0 E: 0 K: 2 S: 10	H: 0 LOB: 1 BB: 1 P: 19	R: 0 E: 0 K: 0 S: 6	H: 1 LOB: 1 BB: 0 P: 9	R: 0 E: 0 K: 0 S: 9	H: 0 LOB: 0 BB: 0 P: 11	R: 0 E: 0 K: 2 S: 9	H: 0 LOB: 0 BB: 0 P: 13	R: 0 E: 0 K: 0 S: 5	H: 0 LOB: 0 BB: 0 P: 7	R: 1 E: 0 K: 1 S: 17	H: 2 LOB: 1 BB: 0 P: 27	R: 2 E: 1 K: 0 S: 14	H: 3 LOB: 1 BB: 0 P: 19	R: 0 E: 0 K: 1 S: 10	H: 1 LOB: 1 BB: 1 P: 18	R: 0 E: 0 K: 1 S: 14	H: 1 LOB: 1 BB: 0 P: 23	1B: 5 2B: 2 3B: 0 HR: 1	SF: 0 SAC: 0 DP: 1 HBP: 0	WP: 0 PB: 0 SB: 1 CS: 0	PA: 36			
PITCHER	IP WLS BF H R ER SO BB IBB HBP BLK WP HR S P ERA WHIP	IP WLS BF H R ER SO BB IBB HBP BLK WP HR S P ERA WHIP	IP WLS BF H R ER SO BB IBB HBP BLK WP HR S P ERA WHIP	IP WLS BF H R ER SO BB IBB HBP BLK WP HR S P ERA WHIP	IP WLS BF H R ER SO BB IBB HBP BLK WP HR S P ERA WHIP	IP WLS BF H R ER SO BB IBB HBP BLK WP HR S P ERA WHIP	IP WLS BF H R ER SO BB IBB HBP BLK WP HR S P ERA WHIP	IP WLS BF H R ER SO BB IBB HBP BLK WP HR S P ERA WHIP	IP WLS BF H R ER SO BB IBB HBP BLK WP HR S P ERA WHIP	IP WLS BF H R ER SO BB IBB HBP BLK WP HR S P ERA WHIP	IP WLS BF H R ER SO BB IBB HBP BLK WP HR S P ERA WHIP	IP WLS BF H R ER SO BB IBB HBP BLK WP HR S P ERA WHIP	IP WLS BF H R ER SO BB IBB HBP BLK WP HR S P ERA WHIP	IP WLS BF H R ER SO BB IBB HBP BLK WP HR S P ERA WHIP	IP WLS BF H R ER SO BB IBB HBP BLK WP HR S P ERA WHIP	IP WLS BF H R ER SO BB IBB HBP BLK WP HR S P ERA WHIP	IP WLS BF H R ER SO BB IBB HBP BLK WP HR S P ERA WHIP	IP WLS BF H R ER SO BB IBB HBP BLK WP HR S P ERA WHIP	IP WLS BF H R ER SO BB IBB HBP BLK WP HR S P ERA WHIP	IP WLS BF H R ER SO BB IBB HBP BLK WP HR S P ERA WHIP	IP WLS BF H R ER SO BB IBB HBP BLK WP HR S P ERA WHIP	IP WLS BF H R ER SO BB IBB HBP BLK WP HR S P ERA WHIP	IP WLS BF H R ER SO BB IBB HBP BLK WP HR S P ERA WHIP	IP WLS BF H R ER SO BB IBB HBP BLK WP HR S P ERA WHIP	IP WLS BF H R ER SO BB IBB HBP BLK WP HR S P ERA WHIP

AB	34
R	3
H	8
RBI	3
BB	2
SO	7
LOB	13



Batter	1	2	3	4	5	6	7	8	9	AB	R	H	RBI	BB	SO	LOB	TOP								
Emilio Bonifacio, S (1.4) OBP: 0.267, SLG: 0.330	G4-3		B2-3			11 BB 85 SF7 15 BB 1B	15 S 1B	K		5	2	2	0	0	1	1	Washington Nationals @ Chicago Cubs Wrigley Field, Chicago, IL Fri Aug 22 2008, 1:20 PM CDT Att: 40,513 - Partly Cloudy - 79 F								
15 Cristian Guzman, S (1.6) OBP: 0.326, SLG: 0.359	G4-3			G5-3		10 BB 11 BB 1B	85 G6-4-3 1B	P6		4	1	1	1	1	0	1									
11 Ryan Zimmerman, R (1.5) OBP: 0.314, SLG: 0.404	L6			L8		10 BB 22 HR 1B	F9			4	1	0	0	1	0	1									
85 Lastings Milledge, R (1.8) OBP: 0.324, SLG: 0.404		K		10 BB 1B		SF7	G6-4-3			4	0	1	1	0	2	1									
10 Ronnie Belliard, R (1.3) OBP: 0.372, SLG: 0.486		K		1B		22 HR 2B				5	3	4	2	0	1	0									
Ryan Langerhans, L (1.9) OBP: 0.381, SLG: 0.367				F7		22 HR BB				1	0	0	0	1	0	2									
25 Austin Kearns, R (6, PH) OBP: 0.311, SLG: 0.304		BB								1	2	0	0	2	0	1									
22 Willie Harris, L (1.7) OBP: 0.342, SLG: 0.455	G4-3									4	3	2	6	1	1	1									
23 Wil Nieves, R (1.2) OBP: 0.311, SLG: 0.339			G5-3				G6-3			3	0	0	0	0	0	0									
3 Jesus Flores, R (8, PH) OBP: 0.315, SLG: 0.426										2	1	2	0	0	0	0									
31 John Lannan, L (7.1) OBP: 0.193, SLG: 0.229			G5-3							3	0	0	0	0	1	0									
59 Steven Shell, R (7.1) OBP: 0.262, SLG: 0.359										0	0	0	0	0	0	0									
Aaron Boone, R (8, PH) OBP: 0.262, SLG: 0.359										1	0	0	3	0	0	0									
52 Saul Rivera, S (8.1) OBP: 0.262, SLG: 0.359										0	0	0	0	0	0	0									
Pete Orr, L (8, PH) OBP: 0.262, SLG: 0.359										1	0	0	0	0	1	1									
Jesus Colome, R (9.1) OBP: 0.262, SLG: 0.359										0	0	0	0	0	0	0									
Inning Stats	R: 0 E: 0 K: 0 S: 7	H: 0 LOB: 0 BB: 0 P: 11	R: 0 E: 0 K: 2 S: 12	H: 0 LOB: 1 BB: 1 P: 19	R: 0 E: 0 K: 0 S: 5	H: 0 LOB: 0 BB: 0 P: 6	R: 0 E: 0 K: 0 S: 12	H: 2 LOB: 2 BB: 0 P: 16	R: 0 E: 0 K: 1 S: 12	H: 0 LOB: 0 BB: 0 P: 16	R: 6 E: 0 K: 1 S: 15	H: 3 LOB: 0 BB: 3 P: 34	R: 1 E: 0 K: 0 S: 5	H: 2 LOB: 0 BB: 0 P: 8	R: 3 E: 0 K: 1 S: 14	H: 3 LOB: 1 BB: 1 P: 25	R: 3 E: 0 K: 2 S: 16	H: 3 LOB: 1 BB: 1 P: 27	1B: 6 3B: 0 HR: 3	SF: 1 SAC: 0 DP: 1 HBP: 0	WP: 0 PB: 0 SB: 1 CS: 0	PA: 45			
PITCHER	IP	WLS	BF	H	R	ER	SO	BB	IBB	HBP	BLK	WP	HR	S	P	ERA	WHIP								
Jason Marquis, R (1.1) ERA: 4.76	5.1		23	4	4	4	3	3	0	0	0	0	0	57	88	6.75	1.312								
48 Neal Cotts, L (6.1) ERA: 3.39	0.2	L	4	1	2	2	1	1	0	0	0	0	1	6	14	27.00	3.000								
Bob Howry, R (7.1) ERA: 5.49	1.0		4	2	1	1	0	0	0	0	0	0	0	5	8	9.00	2.000								
57 Chad Gaudin, R (8.1) ERA: 3.95	2.0		14	6	6	6	3	1	1	0	0	0	2	30	52	27.00	3.500								

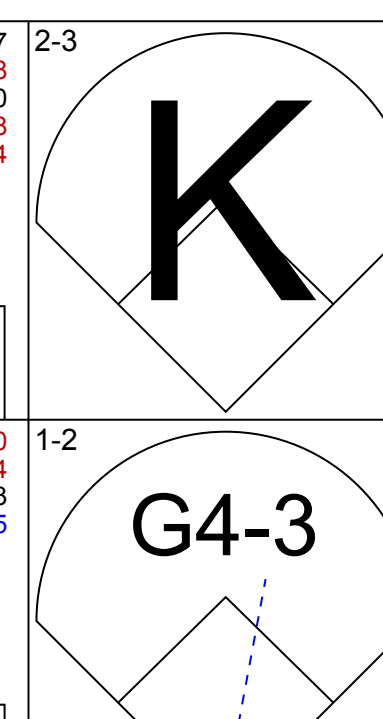
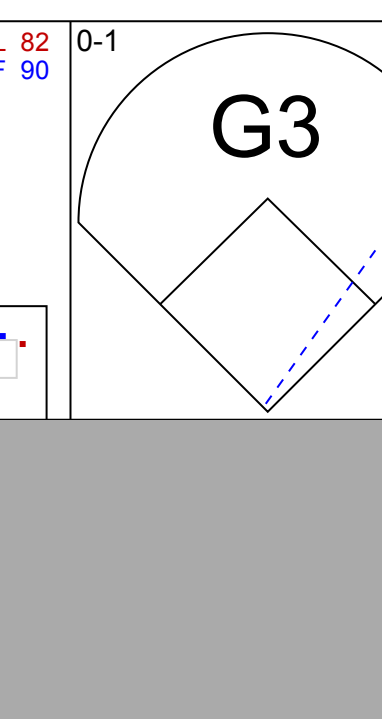
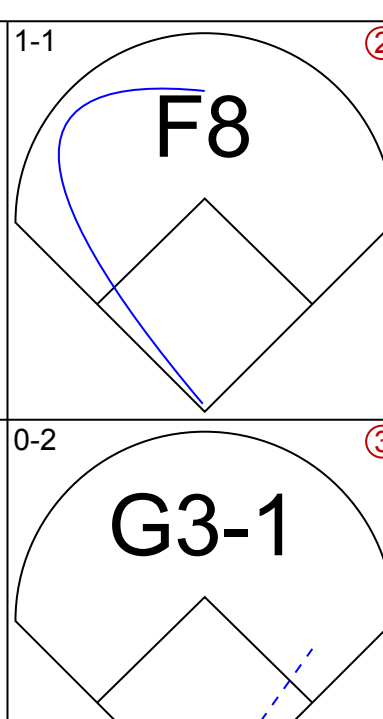
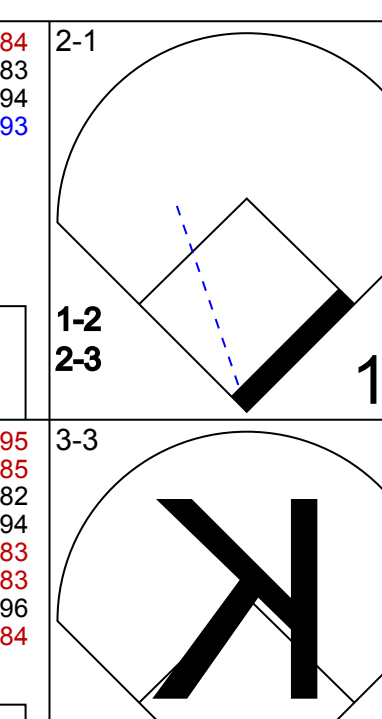
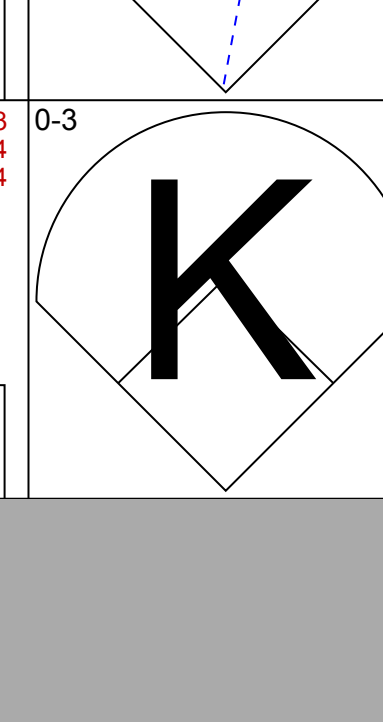
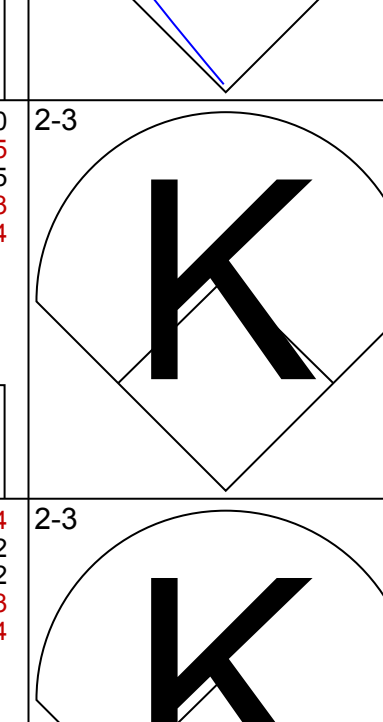




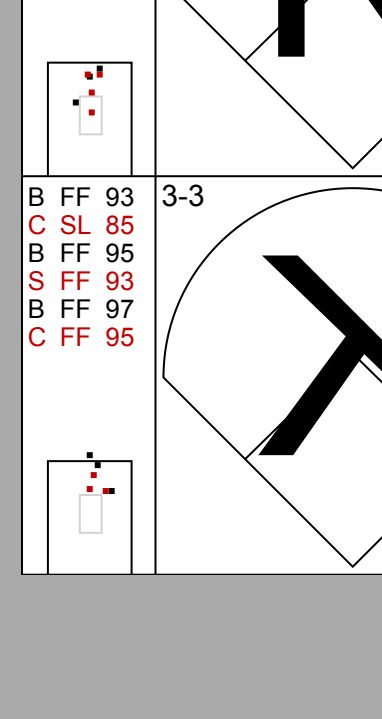
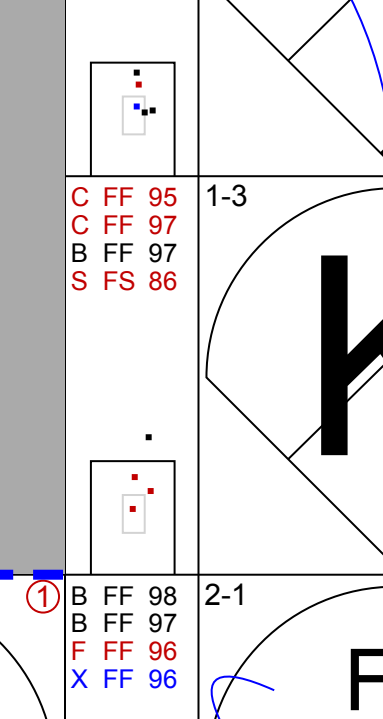
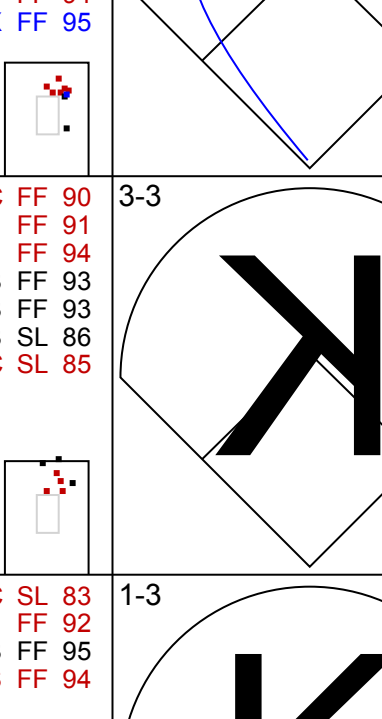


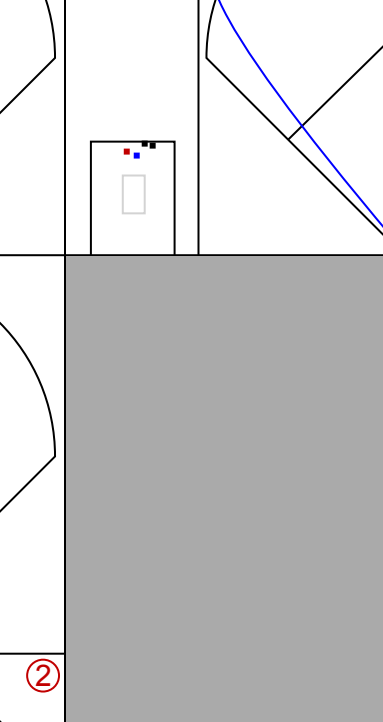
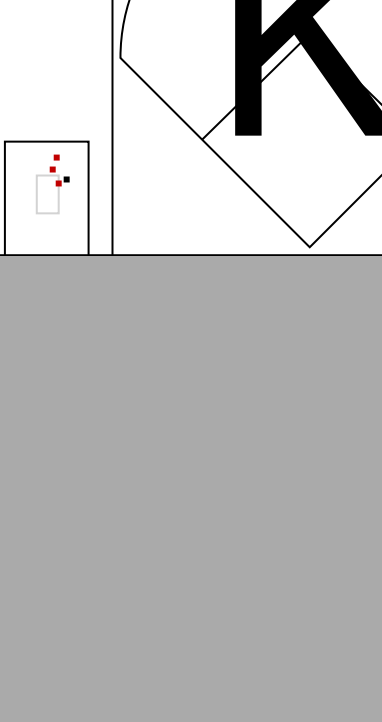
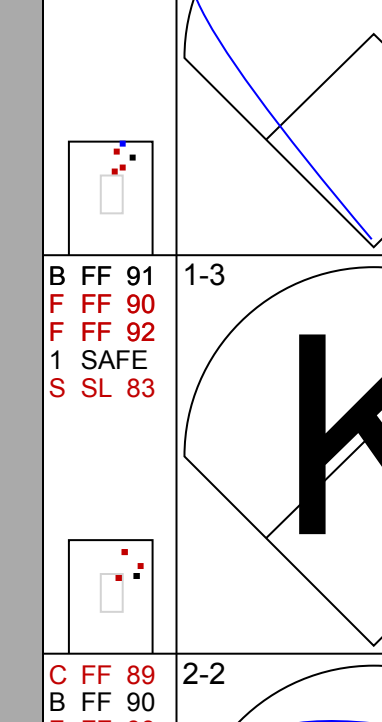


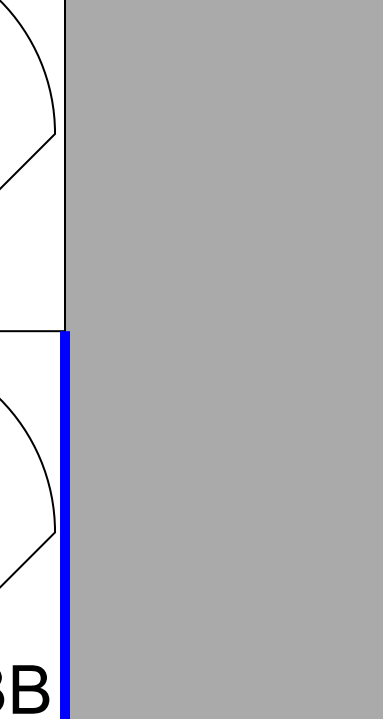

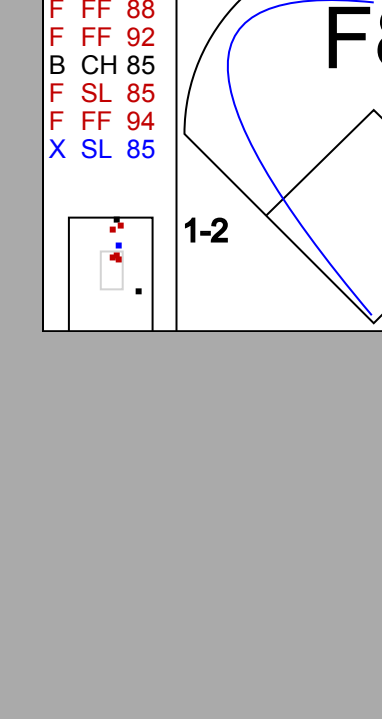
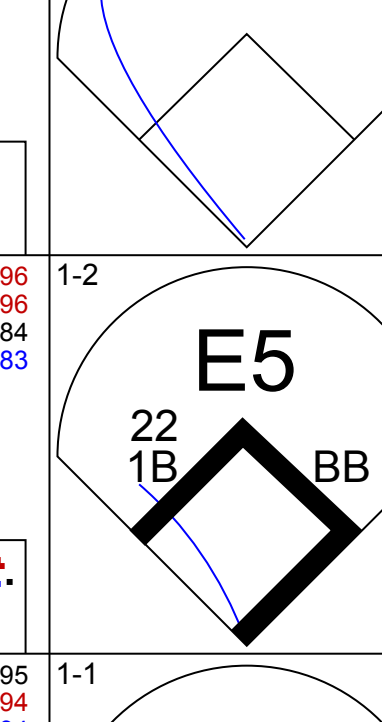
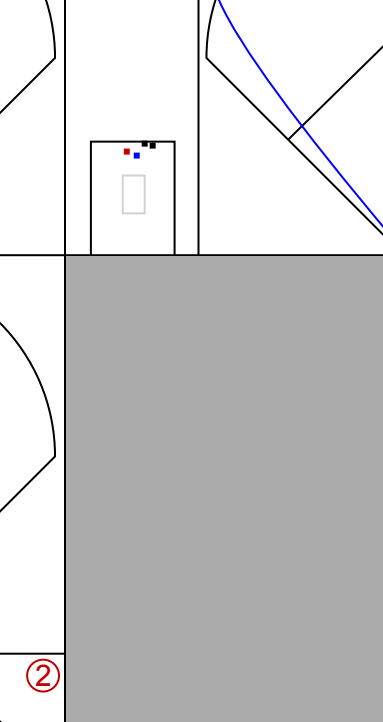
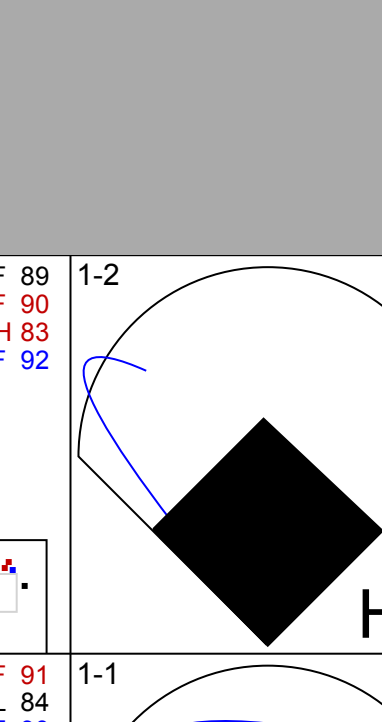
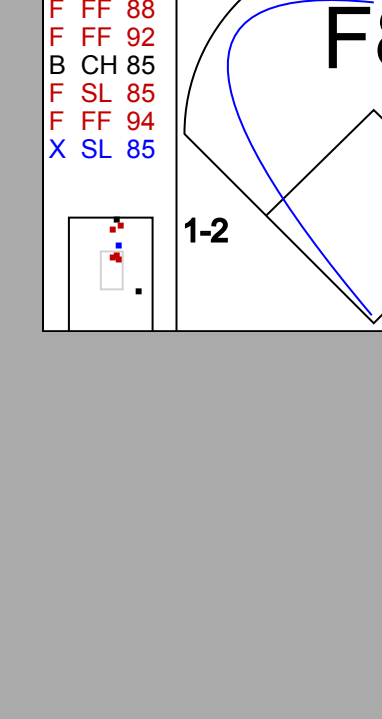
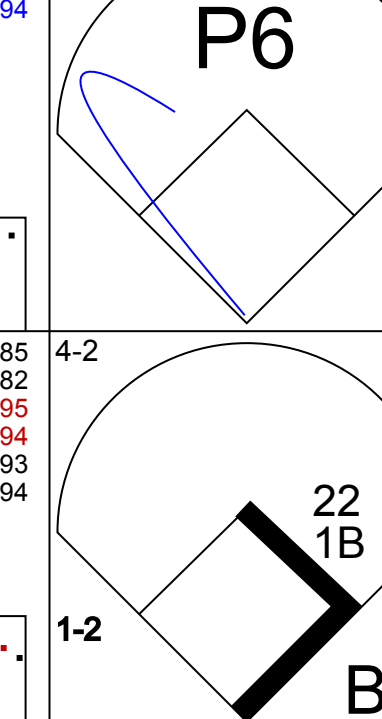
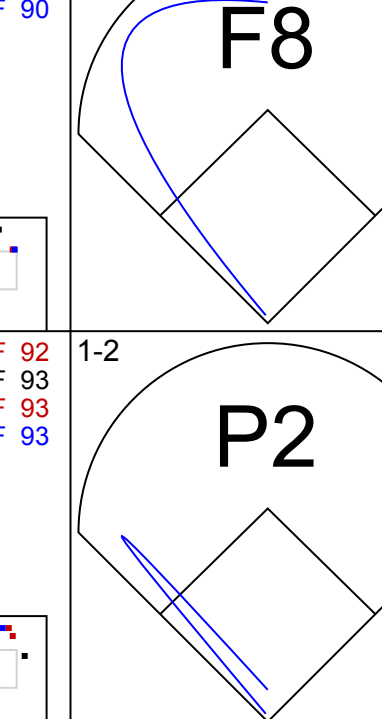
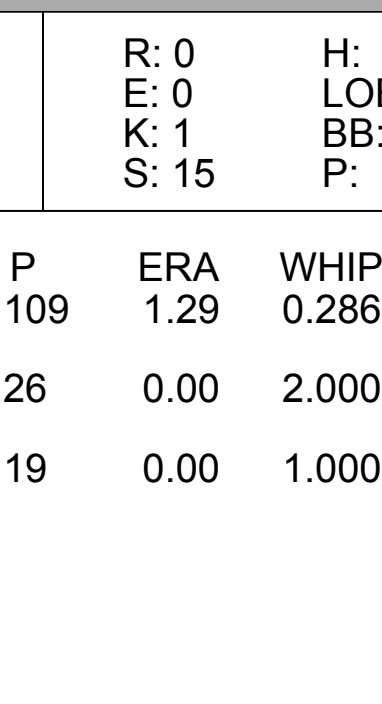
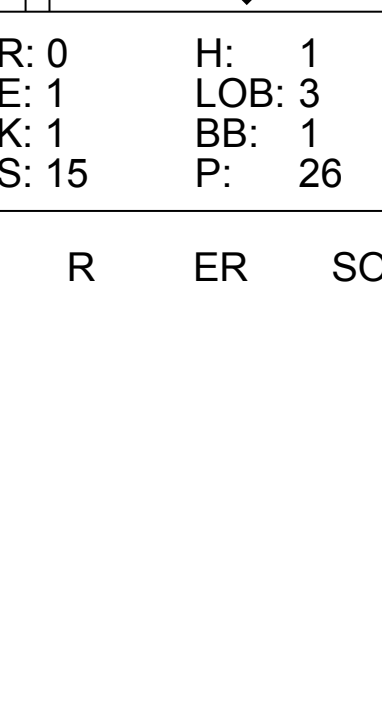
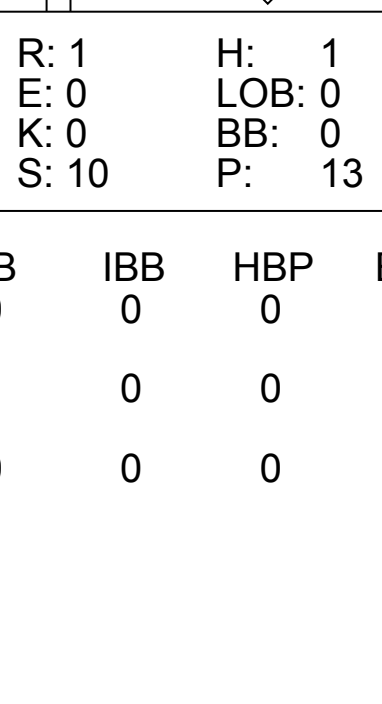
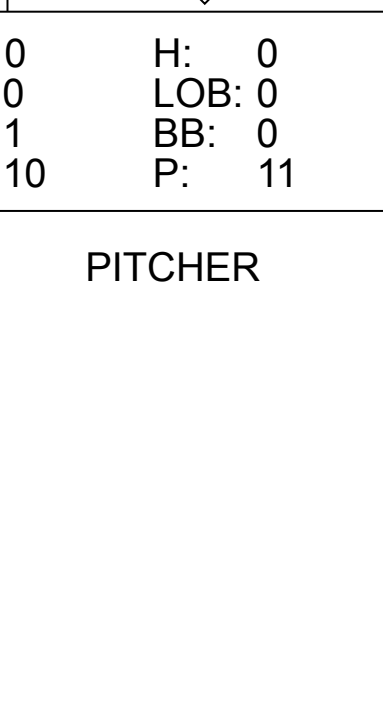

Batter	1	2	3	4	5	6	7	8	9	AB	R	H	RBI	BB	SO	LOB	BOTTOM								
12 Alfonso Soriano, R (1.7) OBP: 0.339, SLG: 0.544	25 BB 16 S 2 S BB			G5-4-3			F8			3	1	0	0	1	0	4	Washington Nationals @ Chicago Cubs Wrigley Field, Chicago, IL Fri Aug 22 2008, 1:20 PM CDT Att: 40,513 - Partly Cloudy - 79 F								
17 Mike Fontenot, L (9, PH) OBP: 0.373, SLG: 0.508	FC6-4									1	0	0	0	0	0	1									
2 Ryan Theriot, R (1.6) OBP: 0.392, SLG: 0.369	K		G6-3		L5					5	0	1	1	0	1	2									
25 Derrek Lee, R (1.3) OBP: 0.357, SLG: 0.471	16 S 1B				G5-3		1B			4	1	2	1	0	1	1									
16 Aramis Ramirez, R (1.5) OBP: 0.383, SLG: 0.503	K		F9		L7			P4		4	0	0	0	0	1	1									
9 Reed Johnson, R (1.8) OBP: 0.369, SLG: 0.459	G6-3		G4-3			G4-3				4	0	1	0	0	0	1									
18 Geovany Soto, R (1.2) OBP: 0.371, SLG: 0.500		BB BB		HR 1B		F8		K		3	1	1	0	1	1	1									
Mark DeRosa, R (1.9) OBP: 0.379, SLG: 0.467		12 FC6-4 BB		HR 1B				G5-3		3	1	2	2	1	0	1									
Ronny Cedeno, R (1.4) OBP: 0.337, SLG: 0.368			K		G6-3					4	1	1	0	0	1	2									
Jason Marquis, L (1.1) OBP: 0.235, SLG: 0.250										2	0	1	0	0	0	2									
48 Neal Cotts, L (6.1) ERA: 3.39										0	0	0	0	0	0	0									
Bob Howry, L (7.1) ERA: 2.02										0	0	0	0	0	0	0									
1 Kosuke Fukudome, L (7, PH) ERA: 3.55										1	0	0	0	0	1	0									
57 Chad Gaudin, R (8.1) ERA: 3.95										0	0	0	0	0	0	0									
Darvle Ward, L (8, PH) OBP: 0.241, SLG: 0.419										1	0	1	0	0	0	0									
Inning Stats	R: 1 E: 0 K: 2 S: 14	H: 1 LOB: 1 BB: 1 P: 25	R: 0 E: 0 K: 1 S: 9	H: 0 LOB: 2 BB: 2 P: 17	R: 1 E: 0 K: 0 S: 6	H: 1 LOB: 0 BB: 0 P: 9	R: 2 E: 0 K: 0 S: 9	H: 3 LOB: 0 BB: 0 P: 15	R: 0 E: 0 K: 0 S: 4	H: 0 LOB: 0 BB: 0 P: 4	R: 0 E: 0 K: 0 S: 4	H: 1 LOB: 1 BB: 0 P: 7	R: 1 E: 0 K: 1 S: 15	H: 2 LOB: 1 BB: 0 P: 19	R: 0 E: 0 K: 1 S: 13	H: 1 LOB: 1 BB: 0 P: 17	R: 0 E: 0 K: 0 S: 14	H: 1 LOB: 1 BB: 0 P: 21	1B: 7 3B: 0 HR: 2	SF: 0 SAC: 0 DP: 1 HBP: 0	WP: 0 PB: 0 SB: 3 CS: 0	PA: 38			
PITCHER	IP	WLS	BF	H	R	ER	SO	BB	IBB	HBP	BLK	WP	HR	S	P	ERA	WHIP								
31 John Lannan, L (1.1) ERA: 3.95	6.1		27	7	5	5	3	3	0	0	0	0	0	10	84	0.00	1.579								
59 Steven Shell, R (7.1) ERA: 2.02	0.2	H	3	1	0	0	1	0	0	0	0	0	0	13	17	0.00	1.000								
52 Saul Rivera, R (8.1) ERA: 3.55	1.0		4	1	0	0	1	0	0	0	0	0	0	14	21	0.00	1.000								
Jesus Colome, R (9.1) ERA: 5.01	1.0		4	1	0	0	0	0	0	0	0	0	0	14	21	0.00	1.000								

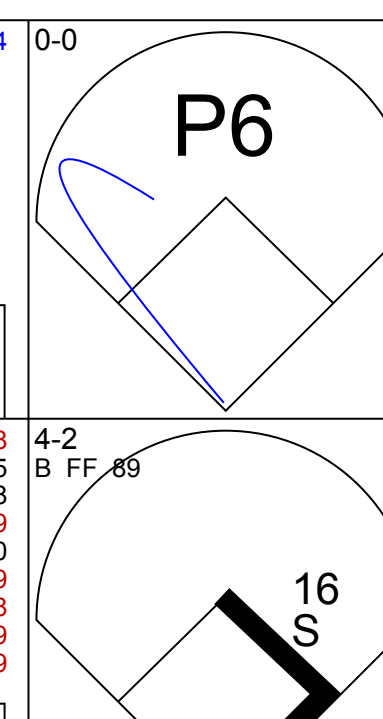
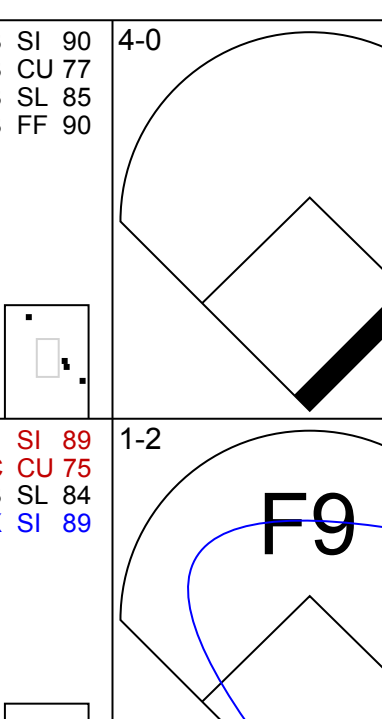
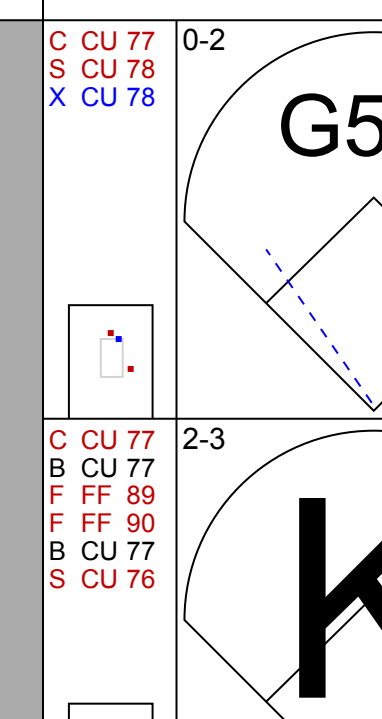
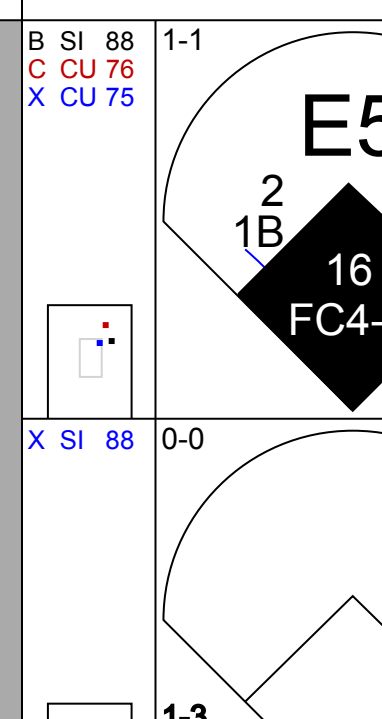
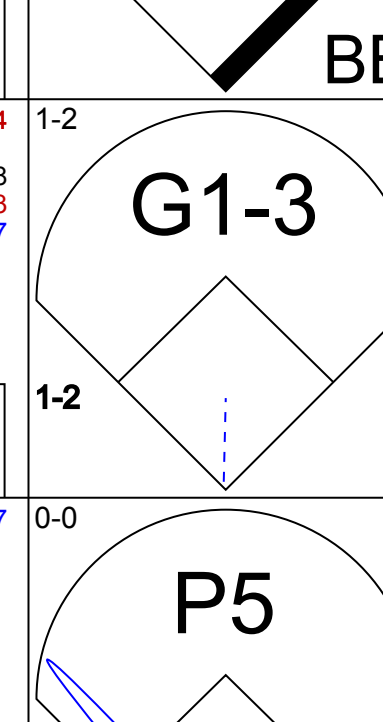


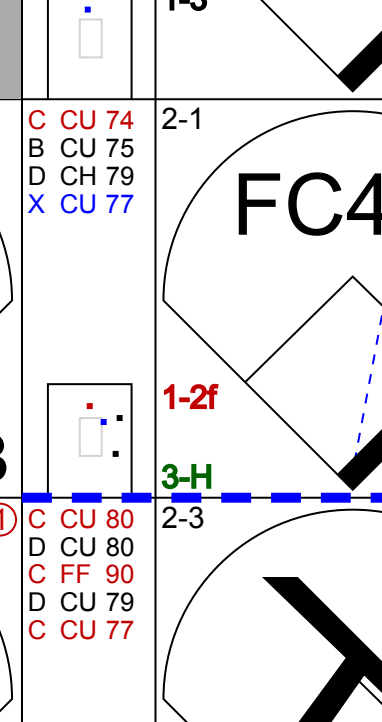

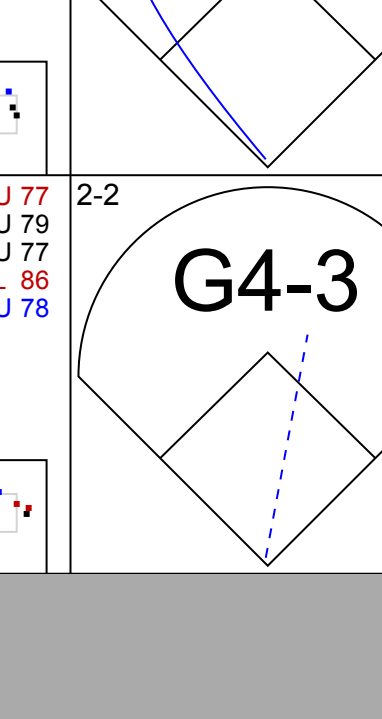
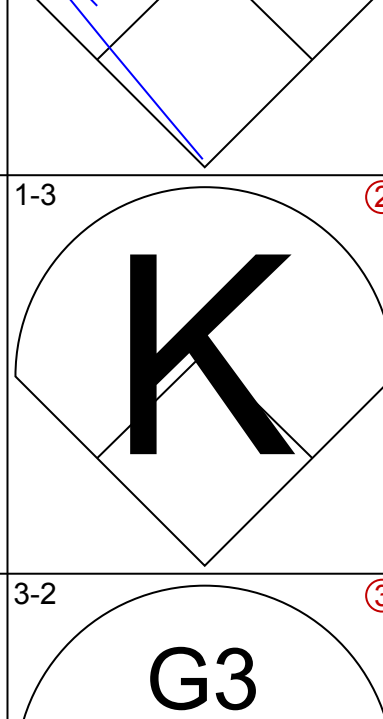
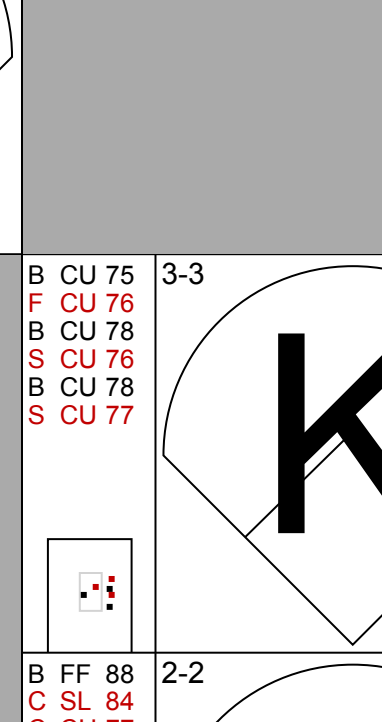


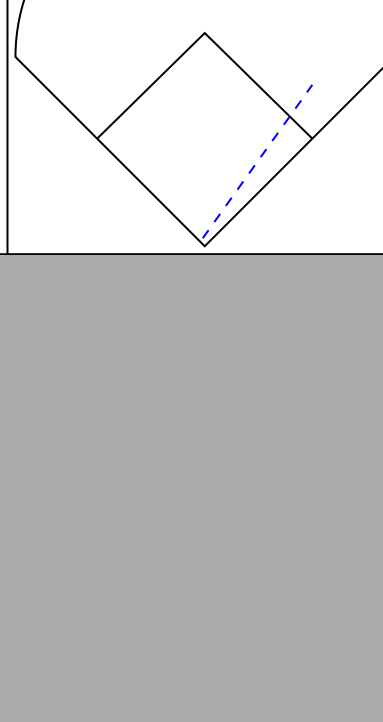
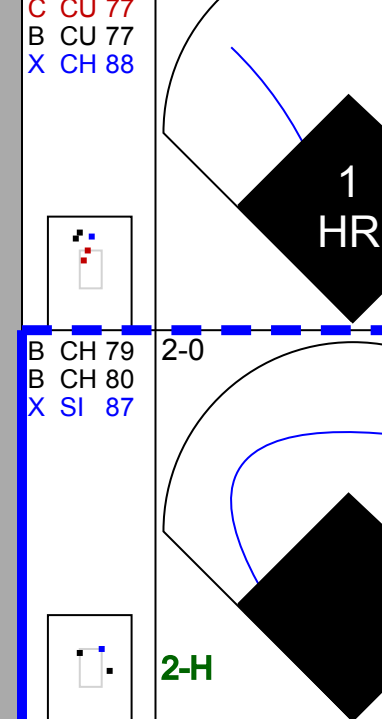
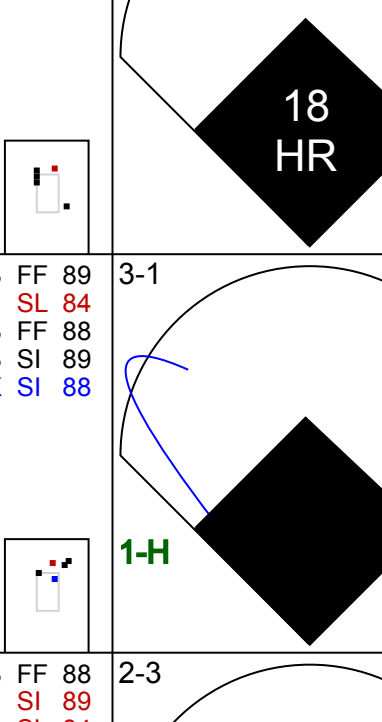


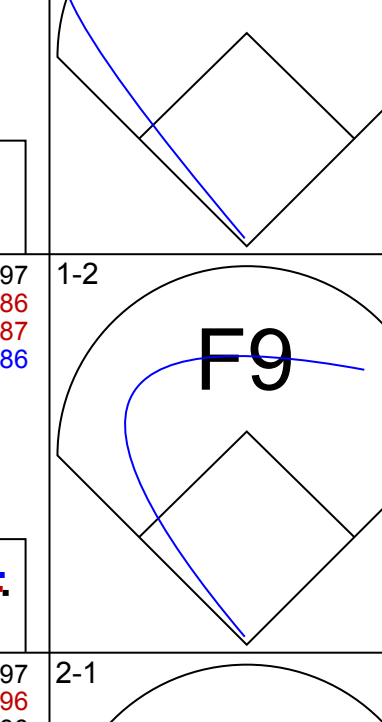
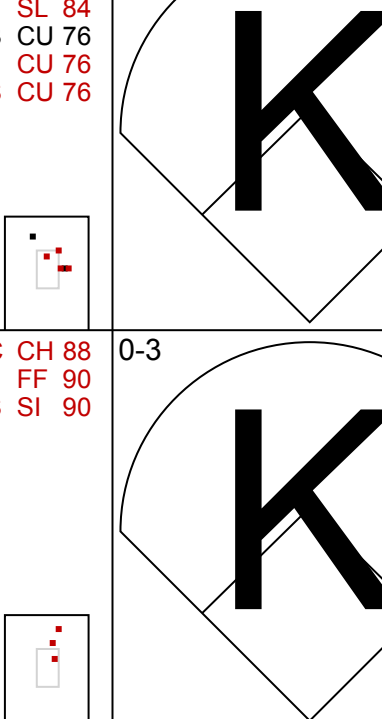

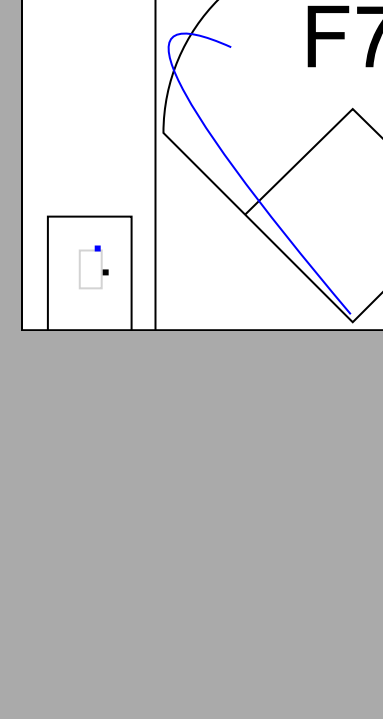
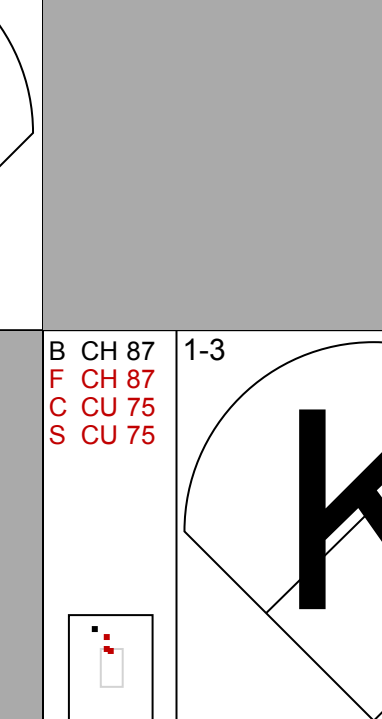

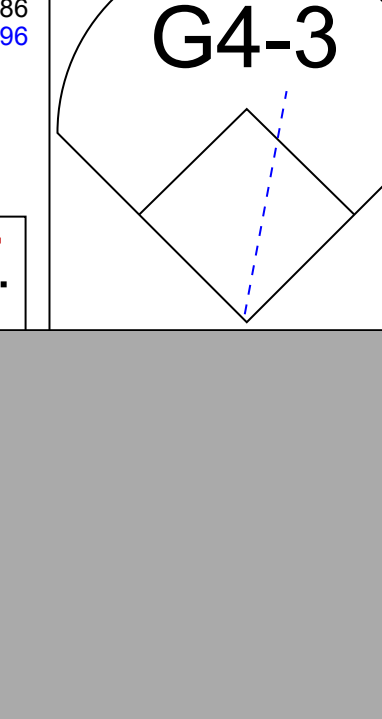
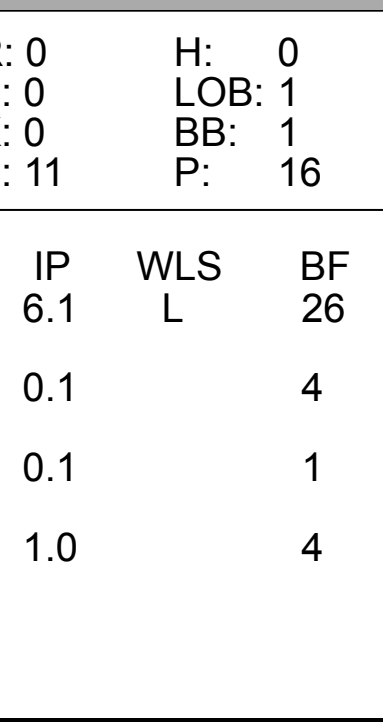
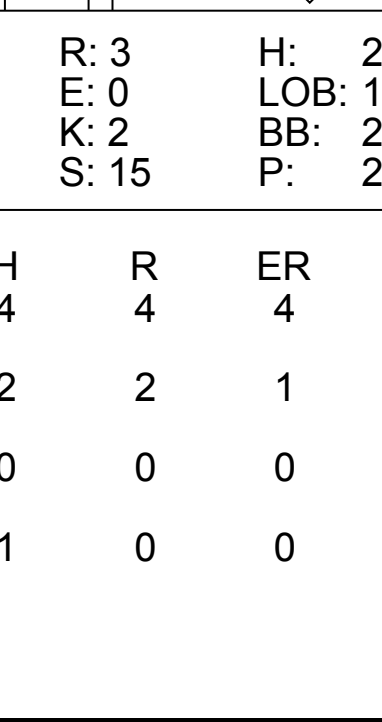
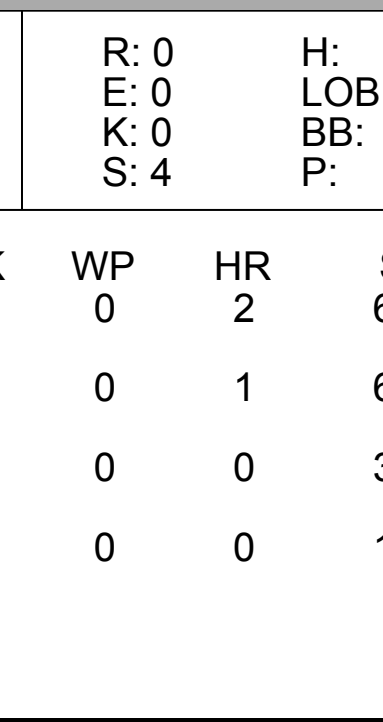
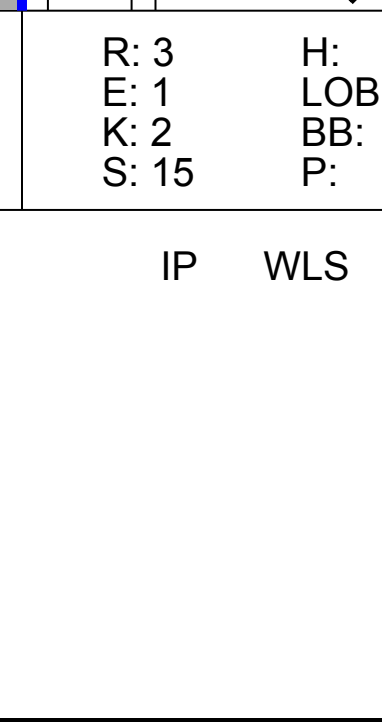
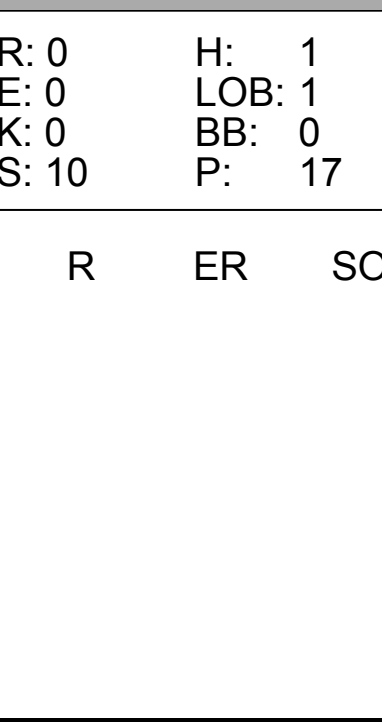


Batter	1	2	3	4	5	6	7	8	9	AB	R	H	RBI	BB	SO	LOB	TOP								
Emilio Bonifacio, S (1.4) OBP: 0.259, SLG: 0.317	F7		K			P6	K		SF9	4	0	0	1	0	2	2	Washington Nationals @ Chicago Cubs Wrigley Field, Chicago, IL Sat Aug 23 2008, 12:05 PM CDT Att: 40,708 - Partly Cloudy - 83 F								
22 Willie Harris, L (1.7) OBP: 0.344, SLG: 0.453						E9		G4-3	G5-3	3	0	1	0	1	0	0									
Pete Orr, L (8.7)	BB					1B				1	0	0	0	0	0	1									
11 Ryan Zimmerman, R (1.5) OBP: 0.319, SLG: 0.408						G1-3				4	0	3	0	0	0	1									
85 Lastings Milledge, R (1.8) OBP: 0.324, SLG: 0.402	G6-3									2	0	0	0	0	0	3									
10 Ronnie Belliard, R (1.3) OBP: 0.370, SLG: 0.483										4	0	1	0	0	0	3									
3 Jesus Flores, R (1.2) OBP: 0.311, SLG: 0.420										4	0	0	0	0	3	4									
25 Austin Kearns, R (1.9) OBP: 0.311, SLG: 0.306										4	1	1	0	0	0	1									
6 Anderson Hernandez, S (1.6) OBP: 0.538, SLG: 0.538										4	1	2	1	0	0	1									
Odalis Perez, L (1.1) OBP: 0.175, SLG: 0.200										2	0	0	0	0	0	0									
50 Garrett Mock, S (5.1)										0	0	0	0	0	0	0									
Ryan Langerhans, L (7.7) OBP: 0.388, SLG: 0.375										1	0	1	0	0	0	0									
74 Marco Estrada, R (7.1)										0	0	0	0	0	0	0									
Aaron Boone, R (9.7) OBP: 0.306, SLG: 0.408										1	0	1	0	0	0	0									
Inning Stats	R: 0 H: 1 E: 0 K: 0 S: 7	H: 1 LOB: 1 BB: 1 P: 14	R: 0 H: 1 E: 0 K: 1 S: 8	H: 1 LOB: 1 BB: 0 P: 14	R: 0 H: 0 E: 0 K: 1 S: 10	H: 0 LOB: 0 BB: 0 P: 17	R: 0 H: 1 E: 0 K: 1 S: 7	H: 1 LOB: 1 BB: 0 P: 7	R: 0 H: 0 E: 0 K: 0 S: 5	H: 0 LOB: 0 BB: 0 P: 6	R: 0 H: 1 E: 1 K: 0 S: 10	H: 1 LOB: 1 BB: 0 P: 18	R: 1 H: 3 E: 0 K: 1 S: 13	H: 3 LOB: 2 BB: 0 P: 15	R: 0 H: 1 E: 0 K: 1 S: 18	H: 1 LOB: 2 BB: 0 P: 24	R: 1 H: 2 E: 0 K: 0 S: 14	H: 2 LOB: 1 BB: 0 P: 18	1B: 8 2B: 2 3B: 0 HR: 0	SF: 1 SAC: 1 DP: 1 HBP: 1	WP: 0 PB: 0 SB: 0 CS: 0	PA: 38			
PITCHER	IP	WLS	BF	H	R	ER	SO	BB	IBB	HBP	BLK	WP	HR	S	P	ERA	WHIP								
46 Ryan Dempster, R (1.1) ERA: 2.85	7.1	W	31	8	1	1	4	1	0	1	0	0	0	74	111	1.23	1.227								
49 Carlos Marmol, R (8.1) ERA: 2.83	0.2		2	0	0	0	1	0	0	0	0	0	0	4	4	0.00	0.000								
45 Sean Marshall, L (9.1) ERA: 3.68	1.0		5	2	1	1	0	0	0	0	0	0	0	14	18	9.00	2.000								

Batter	1	2	3	4	5	6	7	8	9	AB	R	H	RBI	BB	SO	LOB	BOTTOM									
12 Alfonso Soriano, R (1.7) OBP: 0.342, SLG: 0.545	F7									3	1	1	1	2	1	0	Washington Nationals @ Chicago Cubs Wrigley Field, Chicago, IL Sat Aug 23 2008, 12:05 PM CDT Att: 40,708 - Partly Cloudy - 83 F									
2 Ryan Theriot, R (1.6) OBP: 0.394, SLG: 0.371										5	2	3	0	0	0	4										
25 Derrek Lee, R (1.3) OBP: 0.358, SLG: 0.470										3	1	1	1	1	1	2										
Darby Ward, L (7.3) OBP: 0.348, SLG: 0.419										0	1	0	0	1	0	0										
16 Aramis Ramirez, R (1.5) OBP: 0.385, SLG: 0.518										5	2	3	6	0	0	1										
9 Reed Johnson, R (1.8) OBP: 0.370, SLG: 0.458										5	0	2	0	0	1	2										
Mark DeRosa, R (1.4) OBP: 0.380, SLG: 0.473										5	1	2	1	0	1	1										
18 Geovany Soto, R (1.2) OBP: 0.369, SLG: 0.496										5	0	1	0	0	3	4										
1 Kosuke Fukudome, L (1.9) OBP: 0.361, SLG: 0.382										3	1	0	0	1	2	3										
46 Ryan Dempster, R (1.1) OBP: 0.189, SLG: 0.196										2	0	0	0	0	0	0										
49 Carlos Marmol, R (8.1) ERA: 6.0										0	0	0	0	0	0	0										
45 Sean Marshall, L (9.1) OBP: 0.375, SLG: 0.375										0	0	0	0	0	0	0										
Inning Stats	R: 0 H: 2 E: 0 K: 1 S: 12	H: 1 LOB: 2 BB: 0 P: 16	R: 0 H: 1 E: 0 K: 0 S: 8	H: 1 LOB: 3 BB: 2 P: 20	R: 0 H: 2 E: 0 K: 1 S: 10	H: 2 LOB: 3 BB: 1 P: 18	R: 4 H: 4 E: 0 K: 2 S: 17	H: 4 LOB: 1 BB: 1 P: 26	R: 1 H: 1 E: 1 K: 1 S: 9	H: 1 LOB: 1 BB: 0 P: 16	R: 1 H: 1 E: 0 K: 0 S: 9	H: 1 LOB: 0 BB: 0 P: 12	R: 0 H: 0 E: 0 K: 2 S: 9	H: 0 LOB: 0 BB: 0 P: 11	R: 3 H: 2 E: 0 K: 1 S: 14	H: 2 LOB: 0 BB: 1 P: 24	1B: 9 2B: 1 3B: 0 HR: 3	SF: 0 SAC: 2 DP: 0 HBP: 0	WP: 0 PB: 0 SB: 0 CS: 0	PA: 43						
PITCHER	IP	WLS	BF	H	R	ER	SO	BB	IBB	HBP	BLK	WP	HR	S	P	ERA	WHIP									
Odalis Perez, L (1.1) ERA: 4.21	1.2	L	28	10	5	4	2	3	1	0	0	0	1	13	20	5.40	0.600									
50 Garrett Mock, R (5.1) ERA: 6.0	1.2		6	1	1	1	2	0	0	0	0	0	0	1	23	35	13.50	1.500								
74 Marco Estrada, R (7.1) ERA: 6.75	2.0		9	2	3	3	3	1	0	0	0	0	0	1	23	35	13.50	1.500								



Batter	1	2	3	4	5	6	7	8	9	AB	R	H	RBI	BB	SO	LOB	TOP			
22 Willie Harris, L (1,7) OBP: 0.343, SLG: 0.450										4	0	1	0	0	1	0	Washington Nationals @ Chicago Cubs Wrigley Field, Chicago, IL Sun Aug 24 2008, 1:20 PM CDT Att: 40,682 - Partly Cloudy - 69 F			
15 Cristian Guzman, S (1,6) OBP: 0.323, SLG: 0.396										4	0	0	0	0	1	3				
11 Ryan Zimmerman, R (1,5) OBP: 0.315, SLG: 0.403										4	0	0	0	0	4	0				
85 Lastings Milledge, R (1,8) OBP: 0.323, SLG: 0.400										4	0	1	0	0	2	0				
10 Ronnie Belliard, R (1,3) OBP: 0.369, SLG: 0.479										4	0	1	0	0	3	1				
3 Jesus Flores, R (1,2) OBP: 0.307, SLG: 0.414										4	0	0	0	0	1	2				
25 Austin Kearns, R (1,9) OBP: 0.311, SLG: 0.316										3	1	1	1	0	1	1				
6 Anderson Hernandez, S (1,4) OBP: 0.438, SLG: 0.438										3	0	0	0	0	0	2				
57 Jason Bergmann, R (1,1)										2	0	0	0	0	1	0				
59 Steven Shell, R (7,1) Charlie Manning, L (7,1) Ryan Langerhans, L (8,PH) 38 Joel Hanrahan, R (8,1)										0	0	0	0	0	0	0				
Inning Stats	R: 0 E: 0 K: 2 S: 9	H: 0 LOB: 0 BB: 0 P: 12	R: 0 E: 0 K: 2 S: 14	H: 0 LOB: 0 BB: 0 P: 20	R: 1 E: 0 K: 0 S: 10	H: 1 LOB: 0 BB: 0 P: 13	R: 0 E: 0 K: 2 S: 9	H: 0 LOB: 0 BB: 0 P: 14	R: 0 E: 0 K: 1 S: 15	H: 1 LOB: 1 BB: 0 P: 21	R: 0 E: 0 K: 3 S: 10	H: 0 LOB: 0 BB: 0 P: 18	R: 0 E: 1 K: 1 S: 15	H: 1 LOB: 3 BB: 1 P: 26	R: 0 E: 0 K: 2 S: 10	H: 1 LOB: 1 BB: 0 P: 19	1B: 3 2B: 0 3B: 0 HR: 1	SF: 0 SAC: 0 DP: 0 HBP: 0	WP: 1 PB: 0 CS: 0	PA: 33
PITCHER	IP WLS BF H R ER SO BB IBB HBP BLK WP HR S P ERA WHIP																			
40 Rich Harden, R (1,1) ERA: 2.0	7.0 W 23 2 1 1 11 0 0 0 0 1 1 77 109 1.29 0.286																			
49 Carlos Marmol, R (8,1) ERA: 2.79	1.0 6 1 0 0 1 1 0 0 0 0 0 15 26 0.00 2.000																			
29 Jeff Samardzija, R (9,1) ERA: 1.06	1.0 4 1 0 0 2 0 0 0 0 0 0 10 19 0.00 1.000																			

Batter	1	2	3	4	5	6	7	8	9	AB	R	H	RBI	BB	SO	LOB	BOTTOM	
12 Alfonso Soriano, R (1,7) OBP: 0.341, SLG: 0.540										3	1	0	0	1	0	0	Washington Nationals @ Chicago Cubs Wrigley Field, Chicago, IL Sun Aug 24 2008, 1:20 PM CDT Att: 40,682 - Partly Cloudy - 69 F	
2 Ryan Theriot, R (1,6) OBP: 0.394, SLG: 0.371										3	0	1	0	1	1	1		
16 Aramis Ramirez, R (1,5) OBP: 0.384, SLG: 0.518										4	0	1	1	0	0	2		
Daryle Ward, L (1,3) OBP: 0.333, SLG: 0.397										4	0	0	0	0	1	3		
Mark DeRosa, R (1,9) (8,4)										4	1	2	1	0	1	1		
Jim Edmonds, L (1,8) OBP: 0.341, SLG: 0.462										2	1	0	0	2	0	2		
18 Geovany Soto, R (1,2) OBP: 0.368, SLG: 0.501										4	1	1	2	0	1	2		
17 Mike Fontenot, L (1,4) OBP: 0.372, SLG: 0.510										3	1	1	0	0	1	0		
49 Carlos Marmol, R (8,1)										0	0	0	0	0	0	0		
Ronny Cedeno, R (8,PH) 29 Jeff Samardzija, R (9,1)										1	0	0	0	0	0	1		
40 Rich Harden, L (1,1) 1 Kosuke Fukudome, L(7,PH) OBP: 0.363, SLG: 0.390										2	0	0	0	0	2	0		
Inning Stats	R: 0 E: 0 K: 0 S: 11	H: 0 LOB: 1 BB: 1 P: 16	R: 3 E: 0 K: 2 S: 15	H: 2 LOB: 1 BB: 2 P: 29	R: 0 E: 0 K: 0 S: 8	H: 0 LOB: 0 BB: 0 P: 15	R: 0 E: 0 K: 0 S: 4	H: 0 LOB: 0 BB: 1 P: 11	R: 0 E: 0 K: 1 S: 10	H: 1 LOB: 1 BB: 0 P: 17	R: 3 E: 1 K: 2 S: 15	H: 3 LOB: 1 BB: 0 P: 27	R: 0 E: 0 K: 0 S: 10	H: 1 LOB: 1 BB: 0 P: 17	1B: 2 2B: 3 3B: 0 HR: 3	SF: 0 SAC: 0 DP: 1 HBP: 0	WP: 0 PB: 0 CS: 0	PA: 35
PITCHER	IP WLS BF H R ER SO BB IBB HBP BLK WP HR S P ERA WHIP																	
57 Jason Bergmann, R (1,1) ERA: 4.56	6.1 L 26 4 4 4 6 4 0 0 0 0 0 1 64 112 5.68 1.263																	
59 Steven Shell, R (7,1)	0.1 4 2 2 1 0 0 0 0 0 0 1 6 11 27.00 6.000																	
Charlie Manning, L (7,1) ERA: 5.12	0.1 1 0 0 0 1 0 0 0 0 0 0 3 5 0.00 0.000																	
38 Joel Hanrahan, R (8,1) ERA: 3.72	1.0 4 1 0 0 0 0 0 0 0 0 0 10 17 0.00 1.000																	

Batter	1	2	3	4	5	6	7	8	9	AB	R	H	RBI	BB	SO	LOB	TOP										
27 Matt Kemp, R OBP: 0.344, SLG: 0.474	F8		G5-4-3		FC5		K		F8	5	0	0	1	0	1	5	Los Angeles Dodgers @ Washington Nationals Nationals Park, Washington, DC Tue Aug 26 2008, 7:10 PM EDT Att: 26,110 - Partly Cloudy - 79 F										
16 Andre Ethier, L OBP: 0.338, SLG: 0.462	F9			G3	F8		K		G3-1	5	0	0	0	0	1	4											
12 Jeff Kent, R OBP: 0.328, SLG: 0.419	G5-3			1B	FC5		F8			4	0	1	0	0	0	2											
Manny Ramirez, R OBP: 0.413, SLG: 0.549		F8		1B						4	0	3	0	0	0	0											
7 James Loney, L OBP: 0.352, SLG: 0.450		55 1B		F7						3	0	1	0	1	1	3											
55 Russell Martin, R OBP: 0.382, SLG: 0.412			G5-4-3							4	0	1	0	0	0	5											
Nomar Garciaparra, R OBP: 0.297, SLG: 0.499			G5-4-3							3	1	0	0	0	0	5											
Casey Blake, R OBP: 0.350, SLG: 0.460										2	0	1	0	1	0	0											
Pablo Ozuna, R OBP: 0.292, SLG: 0.317										0	0	0	0	0	0	0											
Derek Lowe, R OBP: 0.167, SLG: 0.151										2	0	0	0	1	1	3											
21 Mark Sweeney, L OBP: 0.256, SLG: 0.182										0	0	0	0	1	0	0											
9 Juan Pierre, L OBP: 0.324, SLG: 0.316										0	0	0	0	0	0	0											
Inning Stats	R: 0 E: 0 K: 0 S: 4	H: 0 LOB: 0 BB: 0 P: 7	R: 0 E: 0 K: 0 S: 12	H: 1 LOB: 1 BB: 1 P: 20	R: 0 E: 1 K: 0 S: 4	H: 0 LOB: 0 BB: 0 P: 5	R: 0 E: 0 K: 0 S: 13	H: 2 LOB: 2 BB: 0 P: 18	R: 1 E: 0 K: 0 S: 11	H: 0 LOB: 2 BB: 1 P: 24	R: 0 E: 0 K: 1 S: 8	H: 2 LOB: 3 BB: 1 P: 13	R: 0 E: 0 K: 2 S: 7	H: 0 LOB: 0 BB: 0 P: 13	R: 0 E: 0 K: 1 S: 12	H: 1 LOB: 2 BB: 1 P: 25	1B: 6 2B: 2 3B: 0 HR: 0	SF: 0 SAC: 0 DP: 4 HBP: 2	WP: 0 PB: 0 SB: 0 CS: 0	PA: 38							
PITCHER	IP	WLS	BF	H	R	ER	SO	BB	IBB	HBP	BLK	WP	HR	S	P	ERA	WHIP										
40 Collin Balester, R ERA: 4.7	5.0	W	23	5	1	1	0	2	0	2	0	0	0	47	77	1.80	1.400										
74 Marco Estrada, R ERA: 5.4	1.0	H	4	0	0	0	1	0	1	0	0	0	0	5	10	0.00	0.000										
59 Steven Shell, R ERA: 2.19	1.0	H	3	0	0	0	2	0	0	0	0	0	0	7	13	0.00	0.000										
52 Saul Rivera, R ERA: 3.5	1.0	H	3	1	0	0	1	0	0	0	0	0	0	12	16	0.00	1.000										
38 Joel Hanrahan, R ERA: 3.67	1.0	S	5	1	0	0	0	1	0	0	0	0	0	12	25	0.00	2.000										

Batter	1	2	3	4	5	6	7	8	9	AB	R	H	RBI	BB	SO	LOB	BOTTOM										
22 Willie Harris, L OBP: 0.338, SLG: 0.444	G4-3		G4-3		G1-3					4	0	0	0	0	1	1	Los Angeles Dodgers @ Washington Nationals Nationals Park, Washington, DC Tue Aug 26 2008, 7:10 PM EDT Att: 26,110 - Partly Cloudy - 79 F										
15 Cristian Guzman, S OBP: 0.327, SLG: 0.399	G1-3									4	0	3	1	0	0	0											
11 Ryan Zimmerman, R OBP: 0.315, SLG: 0.401	K		G3-1							4	0	1	0	0	2	2											
85 Lastings Milledge, R OBP: 0.325, SLG: 0.407										3	1	1	1	1	0	3											
10 Ronnie Belliard, R OBP: 0.365, SLG: 0.474										3	0	0	0	0	1	2											
3 Jesus Flores, R OBP: 0.304, SLG: 0.410										3	0	0	0	0	0	1											
Ryan Langerhans, L OBP: 0.382, SLG: 0.361										3	0	0	0	0	0	1											
Emilio Bonifacio, S OBP: 0.257, SLG: 0.317										3	1	1	0	0	1	0											
40 Collin Balester, R OBP: 0.295, SLG: 0.192										1	0	0	0	0	1	0											
74 Marco Estrada, R										0	0	0	0	0	0	0											
59 Steven Shell, R										0	0	0	0	0	0	0											
52 Saul Rivera, S										0	0	0	0	0	0	0											
Aaron Boone, R OBP: 0.305, SLG: 0.408										1	0	0	0	0	0	0											
38 Joel Hanrahan, R										0	0	0	0	0	0	0											
Inning Stats	R: 0 E: 0 K: 1 S: 10	H: 0 LOB: 0 BB: 0 P: 13	R: 1 E: 0 K: 1 S: 10	H: 1 LOB: 0 BB: 0 P: 16	R: 1 E: 0 K: 0 S: 13	H: 2 LOB: 1 BB: 0 P: 18	R: 0 E: 0 K: 0 S: 3	H: 0 LOB: 1 BB: 1 P: 8	R: 0 E: 0 K: 1 S: 9	H: 0 LOB: 0 BB: 0 P: 13	R: 0 E: 0 K: 1 S: 9	H: 1 LOB: 1 BB: 0 P: 15	R: 0 E: 0 K: 1 S: 7	H: 0 LOB: 0 BB: 0 P: 10	R: 0 E: 0 K: 1 S: 12	H: 2 LOB: 2 BB: 0 P: 19	1B: 5 2B: 0 3B: 0 HR: 1	SF: 0 SAC: 1 DP: 0 HBP: 0	WP: 0 PB: 0 SB: 0 CS: 0	PA: 31							
PITCHER	IP	WLS	BF	H	R	ER	SO	BB	IBB	HBP	BLK	WP	HR	S	P	ERA	WHIP										
Derek Lowe, R ERA: 3.81	8.0	L	31	6	2	2	6	1	0	0	0	0	1	73	112	2.25	0.875										



Batter	1	2	3	4	5	6	7	8	9	AB	R	H	RBI	BB	SO	LOB	TOP							
27 Matt Kemp, R OBP: 0.341, SLG: 0.469										5	0	0	0	0	0	4	Los Angeles Dodgers @ Washington Nationals Nationals Park, Washington, DC Wed Aug 27 2008, 7:10 PM EDT Att: 22,907 - Cloudy - 75 F							
16 Andre Ethier, L OBP: 0.340, SLG: 0.476										5	1	3	1	0	0	1								
12 Jeff Kent, R OBP: 0.325, SLG: 0.415										5	0	0	0	0	1	3								
Manny Ramirez, R OBP: 0.413, SLG: 0.547										5	1	2	0	0	0	2								
7 James Loney, L OBP: 0.354, SLG: 0.460										5	1	3	1	0	0	1								
55 Russell Martin, R OBP: 0.381, SLG: 0.410										4	0	1	0	0	1	3								
Nomar Garciaparra, R OBP: 0.289, SLG: 0.404										4	0	1	0	0	0	4								
Casey Blake, R OBP: 0.354, SLG: 0.468										3	1	2	2	1	0	1								
Greg Maddux, R OBP: 0.135, SLG: 0.190										2	0	0	0	0	0	2								
38 Ramon Troncoso, R ERA: 3.9										0	0	0	0	0	0	0								
9 Juan Pierre, L OBP: 0.385, SLG: 0.515										0	0	0	0	0	1	0								
Chan Ho Park, R ERA: 2.74										0	0	0	0	0	0	0								
21 Mark Sweeney, L OBP: 0.294, SLG: 0.312										0	0	0	0	0	1	0								
51 Jonathan Broxton, R ERA: 3.65										0	0	0	0	0	0	0								
										0	0	0	0	0	0	0								
Inning Stats	R: 0 E: 0 K: 0 S: 11	H: 1 LOB: 1 BB: 0 P: 18	R: 2 E: 0 K: 0 S: 14	H: 3 LOB: 0 BB: 0 P: 18	R: 0 E: 1 K: 0 S: 9	H: 1 LOB: 1 BB: 0 P: 10	R: 0 E: 0 K: 0 S: 6	H: 1 LOB: 2 BB: 1 P: 14	R: 1 E: 0 K: 0 S: 14	H: 1 LOB: 0 BB: 0 P: 21	R: 0 E: 0 K: 0 S: 9	H: 1 LOB: 1 BB: 0 P: 15	R: 0 E: 0 K: 0 S: 7	H: 0 LOB: 1 BB: 1 P: 14	R: 1 E: 0 K: 1 S: 15	H: 3 LOB: 3 BB: 1 P: 22	R: 0 E: 0 K: 1 S: 13	H: 1 LOB: 1 BB: 0 P: 21	1B: 6 2B: 3 3B: 0 HR: 3	SF: 0 SAC: 0 DP: 1 HBP: 0	WP: 0 PB: 0 SB: 0 CS: 1	PA: 41		
PITCHER	IP WLS BF H R ER SO BB IBB HBP BLK WP HR S P ERA WHIP	IP WLS BF H R ER SO BB IBB HBP BLK WP HR S P ERA WHIP	IP WLS BF H R ER SO BB IBB HBP BLK WP HR S P ERA WHIP	IP WLS BF H R ER SO BB IBB HBP BLK WP HR S P ERA WHIP	IP WLS BF H R ER SO BB IBB HBP BLK WP HR S P ERA WHIP	IP WLS BF H R ER SO BB IBB HBP BLK WP HR S P ERA WHIP	IP WLS BF H R ER SO BB IBB HBP BLK WP HR S P ERA WHIP	IP WLS BF H R ER SO BB IBB HBP BLK WP HR S P ERA WHIP	IP WLS BF H R ER SO BB IBB HBP BLK WP HR S P ERA WHIP	IP WLS BF H R ER SO BB IBB HBP BLK WP HR S P ERA WHIP	IP WLS BF H R ER SO BB IBB HBP BLK WP HR S P ERA WHIP	IP WLS BF H R ER SO BB IBB HBP BLK WP HR S P ERA WHIP	IP WLS BF H R ER SO BB IBB HBP BLK WP HR S P ERA WHIP	IP WLS BF H R ER SO BB IBB HBP BLK WP HR S P ERA WHIP	IP WLS BF H R ER SO BB IBB HBP BLK WP HR S P ERA WHIP	IP WLS BF H R ER SO BB IBB HBP BLK WP HR S P ERA WHIP	IP WLS BF H R ER SO BB IBB HBP BLK WP HR S P ERA WHIP	IP WLS BF H R ER SO BB IBB HBP BLK WP HR S P ERA WHIP	IP WLS BF H R ER SO BB IBB HBP BLK WP HR S P ERA WHIP	IP WLS BF H R ER SO BB IBB HBP BLK WP HR S P ERA WHIP	IP WLS BF H R ER SO BB IBB HBP BLK WP HR S P ERA WHIP	IP WLS BF H R ER SO BB IBB HBP BLK WP HR S P ERA WHIP	IP WLS BF H R ER SO BB IBB HBP BLK WP HR S P ERA WHIP	IP WLS BF H R ER SO BB IBB HBP BLK WP HR S P ERA WHIP
Tim Redding, R ERA: 4.54	6.0	W	26	8	3	3	0	0	1	0	0	0	0	0	0	0	0	3	63	96	4.50	1.333		
Charlie Manning, L ERA: 5.01	0.2	H	3	0	0	0	0	1	0	0	0	0	0	0	0	0	0	0	6	12	0.00	1.500		
59 Steven Shell, R ERA: 2.17	0.1	H	1	0	0	0	0	0	0	0	0	0	0	0	0	0	0	0	1	2	0.00	0.000		
52 Saul Rivera, R ERA: 3.59	0.2	H	6	3	1	1	1	1	0	0	0	0	0	0	0	0	0	0	14	20	13.50	6.000		
38 Joel Hanrahan, R ERA: 3.6	1.1	S	5	1	0	0	1	0	0	0	0	0	0	0	0	0	0	0	14	23	0.00	0.750		

Batter	1	2	3	4	5	6	7	8	9	AB	R	H	RBI	BB	SO	LOB	BOTTOM							
22 Willie Harris, L OBP: 0.337, SLG: 0.441										4	1	1	0	0	0	1	Los Angeles Dodgers @ Washington Nationals Nationals Park, Washington, DC Wed Aug 27 2008, 7:10 PM EDT Att: 22,907 - Cloudy - 75 F							
15 Cristian Guzman, S OBP: 0.328, SLG: 0.400										4	0	2	0	0	0	0								
11 Ryan Zimmerman, R OBP: 0.314, SLG: 0.409										4	2	1	1	0	0	4								
85 Lastings Milledge, R OBP: 0.326, SLG: 0.407										3	1	1	1	0	1	1								
10 Ronnie Belliard, R OBP: 0.364, SLG: 0.470										4	0	1	1	0	0	2								
38 Joel Hanrahan, R ERA: 3.6										0	0	0	0	0	0	0								
3 Jesus Flores, R OBP: 0.300, SLG: 0.404										4	0	0	1	0	1	3								
34 Elijah Dukes, R OBP: 0.362, SLG: 0.430										4	0	1	0	0	1	1								
Emilio Bonifacio, S OBP: 0.265, SLG: 0.324										4	1	2	0	0	1	0								
Tim Redding, R OBP: 0.267, SLG: 0.200										1	0	0	0	1	0	2								
Charlie Manning, L ERA: 5.01										0	0	0	0	0	0	0								
59 Steven Shell, R ERA: 2.17										0	0	0	0	0	0	0								
52 Saul Rivera, S ERA: 3.59										0	0	0	0	0	0	0								
Aaron Boone, R OBP: 0.305, SLG: 0.406										0	0	0	0	0	0	0								
Inning Stats	R: 0 E: 0 K: 0 S: 3	H: 0 LOB: 0 BB: 0 P: 6	R: 1 E: 0 K: 0 S: 13	H: 3 LOB: 2 BB: 0 P: 19	R: 2 E: 1 K: 0 S: 16	H: 3 LOB: 1 BB: 0 P: 18	R: 1 E: 1 K: 0 S: 11	H: 2 LOB: 2 BB: 0 P: 17	R: 0 E: 0 K: 0 S: 9	H: 0 LOB: 1 BB: 0 P: 12	R: 0 E: 0 K: 0 S: 3	H: 0 LOB: 0 BB: 1 P: 8	R: 1 E: 0 K: 1 S: 13	H: 1 LOB: 0 BB: 0 P: 16	R: 0 E: 0 K: 3 S: 11	H: 0 LOB: 0 BB: 0 P: 13	R: 0 E: 0 K: 1 S: 11	H: 0 LOB: 0 BB: 0 P: 13	1B: 8 2B: 0 3B: 0 HR: 1	SF: 0 SAC: 1 DP: 2 HBP: 1	WP: 0 PB: 0 SB: 1 CS: 0	PA: 35		
PITCHER	IP WLS BF H R ER SO BB IBB HBP BLK WP HR S P ERA WHIP	IP WLS BF H R ER SO BB IBB HBP BLK WP HR S P ERA WHIP	IP WLS BF H R ER SO BB IBB HBP BLK WP HR S P ERA WHIP	IP WLS BF H R ER SO BB IBB HBP BLK WP HR S P ERA WHIP	IP WLS BF H R ER SO BB IBB HBP BLK WP HR S P ERA WHIP	IP WLS BF H R ER SO BB IBB HBP BLK WP HR S P ERA WHIP	IP WLS BF H R ER SO BB IBB HBP BLK WP HR S P ERA WHIP	IP WLS BF H R ER SO BB IBB HBP BLK WP HR S P ERA WHIP	IP WLS BF H R ER SO BB IBB HBP BLK WP HR S P ERA WHIP	IP WLS BF H R ER SO BB IBB HBP BLK WP HR S P ERA WHIP	IP WLS BF H R ER SO BB IBB HBP BLK WP HR S P ERA WHIP	IP WLS BF H R ER SO BB IBB HBP BLK WP HR S P ERA WHIP	IP WLS BF H R ER SO BB IBB HBP BLK WP HR S P ERA WHIP	IP WLS BF H R ER SO BB IBB HBP BLK WP HR S P ERA WHIP	IP WLS BF H R ER SO BB IBB HBP BLK WP HR S P ERA WHIP	IP WLS BF H R ER SO BB IBB HBP BLK WP HR S P ERA WHIP	IP WLS BF H R ER SO BB IBB HBP BLK WP HR S P ERA WHIP	IP WLS BF H R ER SO BB IBB HBP BLK WP HR S P ERA WHIP	IP WLS BF H R ER SO BB IBB HBP BLK WP HR S P ERA WHIP	IP WLS BF H R ER SO BB IBB HBP BLK WP HR S P ERA WHIP	IP WLS BF H R ER SO BB IBB HBP BLK WP HR S P ERA WHIP	IP WLS BF H R ER SO BB IBB HBP BLK WP HR S P ERA WHIP	IP WLS BF H R ER SO BB IBB HBP BLK WP HR S P ERA WHIP	IP WLS BF H R ER SO BB IBB HBP BLK WP HR S P ERA WHIP
Greg Maddux, R ERA: 4.22	5.1	L	27	8	4	2	0	0	1	0	1	0	0	0	0	0	0	0	54	79	3.38	1.688		
38 Ramon Troncoso, R ERA: 3.9	0.2		1	0	0	0	0	0	0	0	0	0	0	0	0	0	0	0	1	1	0.00	0.000		
Chan Ho Park, R ERA: 2.74	1.0		4	1	1	1	1	0	0	0	0	0	0	0	0	0	0	1	13	16	9.00	1.000		
51 Jonathan Broxton, R ERA: 3.65	1.0		3	0	0	0	3	0	0	0	0	0	0	0	0	0	0	0	11	13	0.00	0.000		

Batter	1	2	3	4	5	6	7	8	9	10	AB	R	H	RBI	BB	SO	LOB	TOP																																																																		
Josh Anderson, L OBP: 0.436, SLG: 0.424	(1, 8) B FF 93 4-0 B FF 92 10 G4-3 B FF 91 1 SH1-3 BB		(1, 0) B FF 93 1-0 X FF 92 10 2B	(0, 1) C FF 89 0-1 C FF 88 10 G3	(1, 2) C FF 90 1-2 C FF 89 10 G3-1			(3, 2) B FF 90 3-2 B FF 91 1 2B S FC 90 1B		(4, 2) C FF 90 4-2 B SI 90 15 BB B SI 89 15 BB B SI 88 15 BB	4	1	2	0	2	0	1																																																																			
1 Grégor Blanco, L OBP: 0.372, SLG: 0.315	(1, 7) X FF 91 0-0 SH1-3		(2, 2) B FF 91 2-2 S SL 96 10 P6 F FF 93 10 P6 X FF 93 10 P6	(4, 2) C FF 88 4-2 C FF 87 10 FC6 F FF 88 10 FC6 S CU 89 10 FC6 S CU 88 10 FC6	(2, 3) B FF 88 2-3 B FF 89 10 K F FF 89 10 K F FF 88 10 K S CU 89 10 K S CU 88 10 K			(1, 1) C FF 91 1-1 B FF 91 1 2B X FF 91 1 2B		(3, 1) B CU 76 3-1 B SI 88 15 BB B SI 87 15 BB B SI 86 15 BB X SI 88 15 BB	4	0	1	1	1	1	3																																																																			
10 Chipper Jones, S OBP: 0.457, SLG: 0.569	(1, 5) C FF 91 0-2 X 10 G4-3		(3, 2) B SL 96 3-2 B FF 92 16 2B C FF 91 16 2B S FF 91 16 2B	(0, 1) X FF 90 0-1 1-2r 10 FC6			(2, 1) B CU 77 2-1 C FF 86 10 HR B CU 78 10 HR X FF 86 10 HR			(1, 1) B FF 91 1-1 B FF 90 1 2B X FF 90 1 2B	5	2	2	2	0	0	4																																																																			
16 Brian McCann, L OBP: 0.372, SLG: 0.537	(1, 2) B CU 76 4-1 B CU 77 4 FC6-4 B FF 91 4 FC6-4 B SL 85 4 FC6-4		(2, 2) F FF 92 2-2 B SI 91 4 2B F FF 91 4 2B B CU 77 4 2B X SI 90 4 2B		(3, 2) B FF 89 3-2 F SL 82 10 HR B FF 88 10 HR B FF 89 10 HR B CU 76 10 HR B CU 77 10 HR X SL 83 10 HR			(1, 1) B FF 90 1-1 F FF 89 10 F7 F FF 88 10 F7 X FF 89 10 F7		(2, 3) B FF 94 2-3 S FF 94 15 K2-3 B SL 84 15 K2-3 B SL 85 15 K2-3 S SL 86 15 K2-3	4	2	2	2	1	1	0																																																																			
4 Omar Infante, R OBP: 0.450	(1, 6) B FF 91 2-1 F FF 90 14 FC6-4 F FF 92 14 FC6-4 X FF 91 14 FC6-4		(0, 1) S SL 86 0-1 X SL 87 14 2B		(3, 2) C FF 90 3-2 B FF 90 14 G6-3 F FF 89 14 G6-3 B CU 78 14 G6-3 B CU 79 14 G6-3 F FF 91 14 G6-3 B SL 87 14 G6-3 X FF 90 14 G6-3			(2, 1) C FF 94 0-1 X FF 94 10 P4		(1, 1) C FF 95 1-1 B FF 95 15 G6-3 X SL 84 15 G6-3	5	1	1	1	0	0	2																																																																			
14 Martín Prado, R OBP: 0.391, SLG: 0.524		(0, 1) F FF 90 0-1 X FF 92 10 L8	(0, 1) S FF 90 0-1 X FF 91 10 L8		(1, 0) B FF 90 1-0 10 HR			(0, 1) C FF 95 0-1 X FF 95 10 1B		(0, 0) X FF 94 0-0 10 G6-3	5	1	3	2	0	0	0																																																																			
28 Brandon Jones, L OBP: 0.293, SLG: 0.408		(3, 2) C FF 92 3-2 B CU 78 10 L8 B FF 93 10 L8 X SI 92 10 L8	(0, 0) X FF 90 0-0 10 P4		(3, 1) B FF 91 3-1 B FF 90 10 F8 C FF 90 10 F8 C FF 90 10 F8 X FF 92 10 F8			(1, 1) C FF 95 1-1 B FF 95 10 1B X FF 95 10 1B		(2, 1) B FF 94 2-1 F FF 94 15 F7 B SI 93 15 F7 B SI 92 15 F7 X SI 92 15 F7	5	0	0	0	0	0	2																																																																			
2 Kelly Johnson, L OBP: 0.335, SLG: 0.407		(1, 1) F FF 93 1-1 X FF 93 10 G4-3		(2, 0) B CH 88 2-0 S SL 88 10 G3 X SL 88 10 G3	(3, 2) B FF 92 2-3 S CU 81 10 K S CU 81 10 K X FF 92 10 K			(1, 3) B FF 89 1-3 C FF 84 15 K C FF 84 15 K F FF 90 15 K S SL 96 15 K		(1, 2) C FF 91 1-2 B SI 91 7 G1-3 B SI 90 7 G1-3 X SI 92 7 G1-3	5	0	2	0	0	2	0																																																																			
37 Jo-Jo Reyes, L 38 Buddy Carlyle, R 39 Jeff Bennett, R 40 Will Ohman, L 41 Julian Tavearez, R 42 Steven Shell, R			(1, 1) B FF 92 1-1 C FF 92 10 P4 X FF 92 10 P4	(0, 0) X SL 86 0-0 10 SH3-4		(2, 2) C SI 88 2-2 C CU 77 10 G5-3 C CU 77 10 G5-3 X SI 89 10 G5-3				(1, 1) C FF 90 1-1 B SI 90 1 2B X FF 90 1 2B	1	0	0	0	0	0	0																																																																			
Inning Stats												R: 0	H: 0	E: 0	K: 0	S: 7	R: 0	H: 0	E: 0	K: 0	S: 7	R: 4	H: 5	E: 0	K: 0	S: 18	R: 0	H: 1	E: 0	K: 0	S: 8	R: 2	H: 2	E: 0	K: 1	S: 16	R: 0	H: 0	E: 0	K: 1	S: 13	R: 1	H: 2	E: 0	K: 0	S: 10	R: 1	H: 3	E: 0	K: 1	S: 20	R: 0	H: 0	E: 0	K: 1	S: 6	R: 0	H: 1	E: 0	K: 0	S: 12	1B: 5	SF: 0	2B: 6	SAC: 2	3B: 0	DP: 0	HR: 3	HBP: 0	WP: 0	PA: 47													
PITCHER												IP	WLS	BF	H	R	ER	SO	BB	IBB	HBP	BLK	WP	HR	S	P	ERA	WHIP	PITCHER												IP	WLS	BF	H	R	ER	SO	BB	IBB	HBP	BLK	WP	HR	S	P	ERA	WHIP																											
57 Jason Bergmann, R (1, 1)												4.1		24	8	6	6	0	3	0	0	0	0	0	51	87	12.46	2.538	38 Joel Hanrahan, R (9, 1)												1.0		3	0	0	0	1	0	0	0	0	0	6	9	0.00	0.000	59 Steven Shell, R (10, 1)												1.0	W	5	1	0	0	0	1	0	0	0	0	12	24	0.00	2.000

Atlanta Braves @ Washington Nationals
Nationals Park, Washington, DC
Sat Aug 30 2008, 7:10 PM EDT
Att. 30,326 - Partly Cloudy - 84 F

AB 41
R 8
H 14
RBI 8
BB 4
SO 4
LOB 13



Batter	1	2	3	4	5	6	7	8	9	10	AB	R	H	RBI	BB	SO	LOB	BOTTOM																																																										
6 Anderson Hernandez, S OBP: 0.481, SLG: 0.462	(1, 4) B FF 90 2-1 C FF 89 11 1B X FF 91 11 1B		(3, 2) B SI 90 3-2 B CH 80 10 F9 B SI 91 10 F9 X SI 92 10 F9	(2, 1) B SI 92 2-2 B CH 82 10 G5-3 F CH 82 10 G5-3 X SI 91 10 G5-3	(1, 0) B FF 93 1-0 X SL 89 10 1B			(2, 2) B SI 90 2-2 C SI 90 10 F9 S SL 83 10 F9 X SL 82 10 F9		(4, 2) B FF 90 4-2 B SI 90 15 15 BB B SI 89 15 15 BB B SI 88 15 15 BB	5	1	3	3	1	0	0																																																											
15 Cristian Guzman, S OBP: 0.335, SLG: 0.419	(1, 6) B SI 91 1-0 C CH 82 10 P4		(2, 2) C SI 92 2-2 B SI 91 85 F9 F SI 91 11 1B X SI 91 11 1B	(1, 2) C SI 83 1-2 S SI 93 10 G5-3 C SI 81 10 G5-3 X SI 93 10 G5-3	(1, 3) B FF 93 1-3 1 SAFE D FF 91 10 1B 1 SAFE C FF 93 10 1B			(0, 2) C FF 90 0-2 B FF 90 85 S X SL 84 85 S		(2, 1) 1 SAFE B CH 84 34 BB B SI 90 11 1B X SI 92 11 1B	6	0	3	0	0	1	3																																																											
11 Ryan Zimmerman, R OBP: 0.325, SLG: 0.420	(1, 5) B SI 92 3-2 B SI 91 10 FC4 C CH 83 10 FC4 X SI 92 10 FC4		(0, 2) C SI 92 0-2 1 SAFE F SI 92 10 1B X SI 92 10 1B		(2, 2) B SI 93 2-2 B SI 91 10 10 2B C SI 90 10 10 2B X SI 94 10 10 2B			(1, 2) B SI 92 1-2 S SL 83 10 L9 S SL 83 10 L9 X SI 92 10 L9		(4, 0) B SI 91 4-0 IN 81 34 BB IN 81 34 BB IN 81 34 BB	5	1	3	0	1	0	1																																																											
85 Lastings Milledge, R OBP: 0.328, SLG: 0.456	(1, 8) C SI 92 0-3 C SI 84 10 K S SI 92 10 K		(2, 2) B CH 82 2-2 C SI 92 10 F9 B SL 82 10 F9 X SI 92 10 F9		(1, 0) B CH 81 1-0 X SI 91 10 10 2B			(2, 2) C SI 91 2-2 B SI 91 10 F7 S SL 83 10 F7 X SI 92 10 F7		(1, 3) S SL 84 1-3 D SL 85 10 K S SL 83 10 K	6	2	2	0	0	2	8																																																											
10 Ronnie Belliard, R OBP: 0.305, SLG: 0.468	(1, 3) B SI 91 1-0 X CH 83 10 FC4		(2, 2) C SI 92 2-2 B SI 92 10 F9 F CH 80 10 F9 X SI 92 10 F9		(2, 2) C FF 90 2-2 F FF 92 10 3 2B B SL 87 10 3 2B X FF 92 10 3 2B			(0, 1) C SI 92 0-1 X SI 94 10 34 1H 34 1H 34-4		(2, 1) C SI 93 3-3 F SI 93 10 K C SI 92 10 K X SI 93 10 K	6	1	2	2	0	1	7																																																											
34 Elijah Dukes, R OBP: 0.375, SLG: 0.472	(1, 9) B CU 72 1-3 F SI 90 10 K C SL 82 10 K		(1, 0) B CU 69 1-0 X CH 80 10 SH1-4 S 6 1B S 6 1B		(4, 1) B SL 88 4-1 D SL 89 10 3 2B B FF 93 10 3 2B B SL 89 10 3 2B			(1, 2) D SI 94 1-2 1 SAFE S SI 90 10 G5-4-3 C SI 94 10 G5-4-3 X SL 87 10 G5-4-3		(2, 1) B SL 84 4-2 B SI 94 15 2B C SI 93 15 2B X SI 93 15 2B	4	2	2	1	2	1	1																																																											
3 Jesus Flores, R OBP: 0.295, SLG: 0.399	(1, 2) B CU 72 2-2 C SI 92 10 G6-3 F CH 83 10 G6-3 F CH 82 10 G6-3 X SI 92 10 G6-3		(0, 2) B SI 90 0-2 X SI 92 10 F8		(1, 0) B FF 92 1-0 X SL 88 10 6 1B			(1, 2) B SI 94 1-2 F FF 94 10 P3 F FF 94 10 P3 X SL 88 10 P3		(1, 1) B SL 84 1-1 F SI 94 15 G5-3 C SI 93 15 G5-3 X CH 85 15 G5-3	5	1	1	3	0	0	2																																																											
Ryan Langerhans, L OBP: 0.393, SLG: 0.353	(1, 7) B CU 73 4-2 B SI 92 10 BB C SI 92 10 BB B SI 92 10 BB		(4, 1) 1 SAFE B SI 91 57 SH1-4 B SI 91 6 1B B SI 90 6 1B		(2, 0) B FF 92 2-0 X FF 92 10 L7			(2, 2) C SI 94 2-2 B SI 94 10 G6-3 B SI 89 10 G6-3 X SI 95 10 G6-3		(4, 2) B CH 83 4-2 B SI 94 15 BB B SI 93 15 BB C SI 93 15 BB B CH 85 15 BB	2	1	0	0	3	0	1																																																											
57 Jason Bergmann, R 74 Marco Estrada, R 38 Buddy Carlyle, R 30 Jeff Bennett, R Will Ohman, L Julian Tavearez, R 59 Steven Shell, R		(0, 1) F FF 92 0-1 X SI 92 10 F8		(2, 2) C SI 92 2-2 B SI 93 10 SH1-4		(2, 3) C FF 93 2-3 B FF 92 10 K B SL 80 10 K S SL 83 10 K			(2, 2) S SL 87 2-2 B SI 93 10 L5 B SI 88 10 L5 X SL 86 10 L5		(2, 0) B SI 93 2-0 B SI 88 10 G2-3 B SI 88 10 G2-3 X SL 86 10 G2-3	1	0	0	0	0	0	1																																																										
Inning Stats												R: 0	H: 2	E: 0	K: 1	S: 10	R: 0	H: 2	E: 0	K: 1	S: 12	R: 0	H: 0	E: 0	K: 0	S: 19	R: 0	H: 1	E: 0	K: 1	S: 18	R: 5	H: 5	E: 0	K: 2	S: 18	R: 1	H: 2	E: 0	K: 0	S: 11	R: 0	H: 0	E: 0	K: 0	S: 10	R: 0	H: 1	E: 0	K: 0	S: 12	R: 0	H: 1	E: 0	K: 1	S: 11	R: 0	H: 1	E: 0	K: 1	S: 22	R: 1	H: 3	E: 0	K: 1	S: 14	1B: 13	SF: 0	2B: 3	SAC: 1	3B: 0	DP: 1	HR: 0	HBP: 0	WP: 0	PA: 51
PITCHER												IP	WLS	BF	H	R	ER	SO	BB	IBB	HBP	BLK	WP	HR	S	P	ERA	WHIP	PITCHER												IP	WLS	BF	H	R	ER	SO	BB	IBB	HBP	BLK	WP	HR	S	P	ERA	WHIP																			
37 Jo-Jo Reyes, L (1, 1)												4.0		22	8	4	4	2	2	0	0	0	0	0	59	94	9.00	2.500	Vladimir Nunez, R (10, 1)												0.2	L	6	1	1	1	1	2	1	0	0	0	0	14	29	13.50	4.500																			

Atlanta Braves @ Washington Nationals
Nationals Park, Washington, DC
Sat Aug 30 2008, 7:10 PM EDT
Att. 30,326 - Partly Cloudy - 84 F

AB 43
R 9
H 16
RBI 9
BB 7
SO 6
LOB 27



Batter	1	2	3	4	5	6	7	8	9	AB	R	H	RBI	BB	SO	LOB	TOP			
Josh Anderson, L OBP: 0.386, SLG: 0.368 (1, 8)										5	0	0	0	0	1	2				
1 Grégor Blanco, L OBP: 0.371, SLG: 0.312 (1, 7)									3	0	0	0	1	1	0					
14 Martín Prado, R OBP: 0.400, SLG: 0.541 (1, 3)									3	2	2	0	1	0	0					
4 Omar Infante, R OBP: 0.358, SLG: 0.453 (1, 5)									3	1	2	1	1	1	0					
19 Yunel Escobar, R OBP: 0.357, SLG: 0.388 (1, 6)									4	1	2	3	0	1	2					
7 Jeff Francoeur, R OBP: 0.287, SLG: 0.347 (1, 9)									4	0	1	0	0	0	3					
2 Kelly Johnson, L OBP: 0.332, SLG: 0.403 (1, 4)									4	0	0	0	0	1	1		AB 33			
5 Clint Sammons, R OBP: 0.250, SLG: 0.270 (9, PH)									3	0	0	0	0	1	1		R 4			
16 Brian McCann, L OBP: 0.374, SLG: 0.540 (9, PH)									1	0	1	0	0	0	0		H 8			
49 Jair Jurrjens, R OBP: 0.186, SLG: 0.195 (7, PH)									2	0	0	0	0	0	0		RBI 4			
28 Brandon Jones, L OBP: 0.320, SLG: 0.406 (7, 1)									0	0	0	0	0	0	0		BB 4			
56 Blaine Boyer, R (8, 1)									0	0	0	0	0	0	0		SO 8			
Elmer Dessens, R (8, 1)									0	0	0	0	0	0	0		LOB 10			
Will Ohman, L (8, 1)									0	0	0	0	0	0	0					
Greg Norton, S OBP: 0.207, SLG: 0.433 (8, PH)									1	0	0	0	0	0	1					
Inning Stats	R: 1 E: 0 K: 0 S: 7	H: 2 LOB: 1 BB: 0 P: 11	R: 0 E: 0 K: 1 S: 8	H: 1 LOB: 1 BB: 0 P: 13	R: 0 E: 0 K: 1 S: 9	H: 0 LOB: 0 BB: 1 P: 18	R: 3 E: 0 K: 1 S: 11	H: 2 LOB: 0 BB: 1 P: 21	R: 0 E: 0 K: 1 S: 9	H: 1 LOB: 1 BB: 0 P: 14	R: 0 E: 0 K: 0 S: 10	H: 0 LOB: 1 BB: 1 P: 16	R: 0 E: 0 K: 2 S: 12	H: 1 LOB: 2 BB: 1 P: 21	R: 0 E: 0 K: 1 S: 10	H: 1 LOB: 0 BB: 0 P: 13	1B: 2 2B: 5 HR: 1	SF: 0 SAC: 0 DP: 0 HBP: 0	WP: 1 PB: 0 SB: 0 CS: 1	PA: 38
PITCHER	IP	WLS	BF	H	R	ER	SO	BB	IBB	HBP	BLK	WP	HR	S	P	ERA	WHIP			
40 Collin Balester, R ERA: 4.75 (1, 1)	7.0		28	6	4	4	5	3	0	0	0	0	1	63	107	5.14	1.286			
50 Garrett Mock, R ERA: 5.33 (8, 1)	1.0	W	5	1	0	0	2	1	0	0	0	1	0	12	21	0.00	2.000			
Jesus Colome, R ERA: 4.79 (9, 1)	1.0		4	1	0	0	1	0	0	0	0	0	0	10	13	0.00	1.000			

Atlanta Braves @ Washington Nationals
Nationals Park, Washington, DC
Sun Aug 31 2008, 1:35 PM EDT
Att: 31,090 - Sunny - 82 F

livebaseballscorecards.com



Batter	1	2	3	4	5	6	7	8	9	AB	R	H	RBI	BB	SO	LOB	BOTTOM			
22 Willie Harris, L OBP: 0.346, SLG: 0.439 (1, 8)										5	1	3	1	0	0	1				
15 Cristian Guzman, S OBP: 0.336, SLG: 0.421 (1, 6)										5	1	2	1	0	1	2				
11 Ryan Zimmerman, R OBP: 0.329, SLG: 0.421 (1, 5)										4	1	2	0	1	1	2				
34 Elijah Dukes, R OBP: 0.371, SLG: 0.463 (1, 9)										4	1	0	1	1	3	5				
Aaron Boone, R OBP: 0.310, SLG: 0.422 (1, 3)										4	1	2	4	0	0	1				
Ryan Langerhans, L OBP: 0.378, SLG: 0.337 (1, 7)										4	0	0	0	0	3	1				
Emilio Bonifacio, S OBP: 0.289, SLG: 0.360 (1, 4)										3	2	1	0	1	1	0				
23 Wil Nieves, R OBP: 0.308, SLG: 0.328 (1, 2)										3	1	1	1	1	0	1				
40 Collin Balester, R OBP: 0.308, SLG: 0.182 (7, PH)										0	0	0	0	1	0	0				
85 Lastings Milledge, R OBP: 0.328, SLG: 0.465 (8, 1)										1	0	0	0	0	1	0				
50 Garrett Mock, S (8, 1)										0	0	0	0	0	0	0				
10 Ronnie Belliard, R OBP: 0.364, SLG: 0.467 (9, 1)										0	0	0	0	1	1	0				
Jesus Colome, R (9, 1)										0	0	0	0	0	0	0				
Inning Stats	R: 2 E: 0 K: 2 S: 12	H: 3 LOB: 1 BB: 0 P: 16	R: 0 E: 0 K: 1 S: 13	H: 0 LOB: 1 BB: 1 P: 21	R: 0 E: 0 K: 1 S: 11	H: 1 LOB: 1 BB: 0 P: 18	R: 1 E: 0 K: 1 S: 13	H: 1 LOB: 2 BB: 2 P: 24	R: 0 E: 0 K: 1 S: 8	H: 0 LOB: 0 BB: 0 P: 12	R: 0 E: 0 K: 1 S: 13	H: 0 LOB: 0 BB: 0 P: 18	R: 0 E: 0 K: 1 S: 9	H: 0 LOB: 0 BB: 0 P: 14	R: 5 E: 0 K: 3 S: 28	H: 6 LOB: 3 BB: 2 P: 50	1B: 8 2B: 2 HR: 1	SF: 0 SAC: 1 DP: 0 HBP: 0	WP: 0 PB: 0 SB: 0 CS: 0	PA: 40
PITCHER	IP	WLS	BF	H	R	ER	SO	BB	IBB	HBP	BLK	WP	HR	S	P	ERA	WHIP			
49 Jair Jurrjens, R ERA: 3.99 (1, 1)	6.0		26	5	3	3	7	3	0	0	0	0	0	70	109	4.50	1.333			
56 Blaine Boyer, R ERA: 5.11 (7, 1)	1.0	H	3	0	0	0	1	0	0	0	0	0	0	9	14	0.00	0.000			
Elmer Dessens, R ERA: 31.5 (8, 1)	0.1	L	6	4	5	5	1	1	0	0	0	0	1	17	28	135.00	15.000			
Will Ohman, L ERA: 3.4 (8, 1)	0.2		5	2	0	0	2	1	0	0	0	0	0	11	22	0.00	4.500			

Atlanta Braves @ Washington Nationals
Nationals Park, Washington, DC
Sun Aug 31 2008, 1:35 PM EDT
Att: 31,090 - Sunny - 82 F

livebaseballscorecards.com



Batter	1	2	3	4	5	6	7	8	9	AB	R	H	RBI	BB	SO	LOB	TOP				
22 Willie Harris, L (1,7) OBP: 0.345, SLG: 0.436	G4-3		FC4-6 BB			L5		G3		3	0	0	0	1	0	1	Washington Nationals @ Atlanta Braves Turner Field, Atlanta, GA Thu Sep 04 2008, 7:00 PM EDT Att: 18,708 - Partly Cloudy - 82 F				
15 Cristian Guzman, S (1,6) OBP: 0.334, SLG: 0.424	CS BB		K			K		K		3	0	0	0	1	3	3					
11 Ryan Zimmerman, R (1,5) OBP: 0.334, SLG: 0.443	F7		FC4-6			G4-3				4	0	1	0	0	0	3					
85 Lastings Milledge, R (1,8) OBP: 0.325, SLG: 0.403	CS		K			G4-3				4	0	0	0	0	2	1					
10 Ronnie Belliard, R (1,3) OBP: 0.372, SLG: 0.473 Kory Casto, L (7,PR) OBP: 0.299, SLG: 0.288										3	0	3	0	0	0	0					
Aaron Boone, R (9,PH) OBP: 0.312, SLG: 0.419										0	0	0	0	0	0	0					
34 Elijah Dukes, R (1,9) OBP: 0.374, SLG: 0.458										1	0	0	0	0	1	1					
6 Anderson Hernandez, S (1,4) OBP: 0.412, SLG: 0.394										4	0	0	0	0	2	4					
79 Luke Montz, R (1,2)										3	0	0	0	0	0	0					
39 Shairon Martis, R (1,1) 50 Garrett Mock, S Charlie Manning, L (7,1) 59 Steven Shell, R 2 Roger Bernadina, L (8,PH) Levalie Speigner, R (8,1)										1	0	0	0	1	0	0					
Inning Stats	R: 0 E: 0 K: 0 S: 7	H: 0 LOB: 0 BB: 1 P: 16	R: 0 E: 0 K: 1 S: 9	H: 1 LOB: 1 BB: 0 P: 15	R: 0 E: 0 K: 1 S: 20	H: 0 LOB: 2 BB: 2 P: 33	R: 0 E: 0 K: 0 S: 7	H: 1 LOB: 0 BB: 0 P: 14	R: 0 E: 0 K: 1 S: 9	H: 0 LOB: 0 BB: 0 P: 11	R: 0 E: 0 K: 1 S: 9	H: 1 LOB: 1 BB: 0 P: 20	R: 0 E: 0 K: 1 S: 10	H: 1 LOB: 1 BB: 0 P: 16	R: 0 E: 0 K: 3 S: 11	H: 1 LOB: 1 BB: 0 P: 18	1B: 3 2B: 2 3B: 0 HR: 0	SF: 0 SAC: 0 DP: 1 HBP: 0	WP: 1 PB: 0 SB: 0 CS: 1	PA: 34	
PITCHER	IP WLS BF H R ER SO BB IBB HBP BLK WP HR S P ERA WHIP	IP WLS BF H R ER SO BB IBB HBP BLK WP HR S P ERA WHIP	IP WLS BF H R ER SO BB IBB HBP BLK WP HR S P ERA WHIP	IP WLS BF H R ER SO BB IBB HBP BLK WP HR S P ERA WHIP	IP WLS BF H R ER SO BB IBB HBP BLK WP HR S P ERA WHIP	IP WLS BF H R ER SO BB IBB HBP BLK WP HR S P ERA WHIP	IP WLS BF H R ER SO BB IBB HBP BLK WP HR S P ERA WHIP	IP WLS BF H R ER SO BB IBB HBP BLK WP HR S P ERA WHIP	IP WLS BF H R ER SO BB IBB HBP BLK WP HR S P ERA WHIP	IP WLS BF H R ER SO BB IBB HBP BLK WP HR S P ERA WHIP	IP WLS BF H R ER SO BB IBB HBP BLK WP HR S P ERA WHIP	IP WLS BF H R ER SO BB IBB HBP BLK WP HR S P ERA WHIP	IP WLS BF H R ER SO BB IBB HBP BLK WP HR S P ERA WHIP	IP WLS BF H R ER SO BB IBB HBP BLK WP HR S P ERA WHIP	IP WLS BF H R ER SO BB IBB HBP BLK WP HR S P ERA WHIP	IP WLS BF H R ER SO BB IBB HBP BLK WP HR S P ERA WHIP	IP WLS BF H R ER SO BB IBB HBP BLK WP HR S P ERA WHIP	IP WLS BF H R ER SO BB IBB HBP BLK WP HR S P ERA WHIP	IP WLS BF H R ER SO BB IBB HBP BLK WP HR S P ERA WHIP	IP WLS BF H R ER SO BB IBB HBP BLK WP HR S P ERA WHIP	IP WLS BF H R ER SO BB IBB HBP BLK WP HR S P ERA WHIP
61 James Parr, R (1,1) ERA: 4.0	6.0	W	21	2	0	0	3	3	0	0	0	1	0	60	101	0.00	0.833				
30 Jeff Bennett, R (7,1) ERA: 4.0	1.0	H	4	1	0	0	1	0	0	0	0	0	0	10	20	0.00	1.000				
Julian Tavarez, R (8,1) ERA: 5.04	1.0	H	4	1	0	0	1	0	0	0	0	0	0	8	16	0.00	1.000				
51 Michael Gonzalez, L (9,1) ERA: 3.38	1.0	S	4	1	0	0	3	0	0	0	0	0	0	11	18	0.00	1.000				
Batter	1	2	3	4	5	6	7	8	9	AB	R	H	RBI	BB	SO	LOB	BOTTOM				
1 Grégor Blanco, L (1,8) OBP: 0.369, SLG: 0.308	K		G3			FC6-4		G4-3		4	0	0	1	0	1	2	Washington Nationals @ Atlanta Braves Turner Field, Atlanta, GA Thu Sep 04 2008, 7:00 PM EDT Att: 18,708 - Partly Cloudy - 82 F				
2 Kelly Johnson, L (1,4) OBP: 0.342, SLG: 0.424	G1-3		L4							4	1	2	0	0	0	2					
10 Chipper Jones, S (1,5) OBP: 0.460, SLG: 0.567										1	0	1	0	3	0	0					
16 Brian McCann, L (1,2) OBP: 0.369, SLG: 0.530										3	0	1	1	0	1	3					
4 Omar Infante, R (1,6) OBP: 0.362, SLG: 0.453										4	0	0	0	0	0	6					
22 Casey Kotchman, L (1,3) OBP: 0.314, SLG: 0.407										3	1	0	0	1	0	1					
7 Jeff Francoeur, R (1,9) OBP: 0.289, SLG: 0.353										3	0	0	0	0	0	1					
28 Brandon Jones, L (1,7) OBP: 0.330, SLG: 0.420 Josh Anderson, L (8,PR) OBP: 0.367, SLG: 0.426										3	0	1	0	1	1	1					
61 James Parr, R (1,1) Ruben Goltz, S (6,PH) 30 Jeff Bennett, R (7,1) Julian Tavarez, L (8,1) Greg Norton, S (8,PH) 51 Michael Gonzalez, R (9,1)										1	0	0	0	1	1	1					
Inning Stats	R: 0 E: 0 K: 1 S: 10	H: 2 LOB: 2 BB: 0 P: 15	R: 0 E: 0 K: 1 S: 11	H: 1 LOB: 1 BB: 0 P: 18	R: 1 E: 0 K: 0 S: 9	H: 1 LOB: 1 BB: 1 P: 17	R: 1 E: 0 K: 0 S: 10	H: 0 LOB: 2 BB: 3 P: 28	R: 0 E: 0 K: 1 S: 6	H: 0 LOB: 1 BB: 1 P: 14	R: 0 E: 0 K: 1 S: 6	H: 0 LOB: 0 BB: 0 P: 14	R: 0 E: 0 K: 1 S: 11	H: 1 LOB: 2 BB: 1 P: 21	R: 0 E: 1 K: 0 S: 4	H: 0 LOB: 1 BB: 0 P: 8		1B: 3 2B: 1 3B: 1 HR: 0	SF: 1 SAC: 0 DP: 0 HBP: 0	WP: 1 PB: 0 SB: 0 CS: 1	PA: 36
PITCHER	IP WLS BF H R ER SO BB IBB HBP BLK WP HR S P ERA WHIP	IP WLS BF H R ER SO BB IBB HBP BLK WP HR S P ERA WHIP	IP WLS BF H R ER SO BB IBB HBP BLK WP HR S P ERA WHIP	IP WLS BF H R ER SO BB IBB HBP BLK WP HR S P ERA WHIP	IP WLS BF H R ER SO BB IBB HBP BLK WP HR S P ERA WHIP	IP WLS BF H R ER SO BB IBB HBP BLK WP HR S P ERA WHIP	IP WLS BF H R ER SO BB IBB HBP BLK WP HR S P ERA WHIP	IP WLS BF H R ER SO BB IBB HBP BLK WP HR S P ERA WHIP	IP WLS BF H R ER SO BB IBB HBP BLK WP HR S P ERA WHIP	IP WLS BF H R ER SO BB IBB HBP BLK WP HR S P ERA WHIP	IP WLS BF H R ER SO BB IBB HBP BLK WP HR S P ERA WHIP	IP WLS BF H R ER SO BB IBB HBP BLK WP HR S P ERA WHIP	IP WLS BF H R ER SO BB IBB HBP BLK WP HR S P ERA WHIP	IP WLS BF H R ER SO BB IBB HBP BLK WP HR S P ERA WHIP	IP WLS BF H R ER SO BB IBB HBP BLK WP HR S P ERA WHIP	IP WLS BF H R ER SO BB IBB HBP BLK WP HR S P ERA WHIP	IP WLS BF H R ER SO BB IBB HBP BLK WP HR S P ERA WHIP	IP WLS BF H R ER SO BB IBB HBP BLK WP HR S P ERA WHIP	IP WLS BF H R ER SO BB IBB HBP BLK WP HR S P ERA WHIP	IP WLS BF H R ER SO BB IBB HBP BLK WP HR S P ERA WHIP	IP WLS BF H R ER SO BB IBB HBP BLK WP HR S P ERA WHIP
39 Shairon Martis, R (1,1) ERA: 3.6	5.0	L	24	4	2	2	2	5	0	0	0	0	0	46	92	3.60	1.800				
50 Garrett Mock, R (6,1) ERA: 4.91	1.1		6	1	0	0	1	0	1	0	0	0	0	12	25	0.00	0.750				
Charlie Manning, L (7,1) ERA: 4.98	0.1		1	0	0	0	1	0	0	0	0	0	0	3	5	0.00	0.000				
59 Steven Shell, R (7,1) ERA: 2.01	0.1		1	0	0	0	0	0	0	0	0	0	0	2	5	0.00	0.000				
Levalie Speigner, R (8,1) ERA: 13.5	1.0		3	0	0	0	0	0	0	0	0	0	0	4	8	0.00	0.000				

Batter	1	2	3	4	5	6	7	8	9	AB	R	H	RBI	BB	SO	LOB	TOP					
22 Willie Harris, L OBP: 0.343, SLG: 0.430	F8			F8		G4-3		K		4	0	0	0	1	1	2						
15 Cristian Guzman, S OBP: 0.336, SLG: 0.444										3	0	1	0	1	1	3						
12 Alberto Gonzalez, R OBP: 0.280, SLG: 0.290	BB	F8		K				G5-3		1	0	0	0	0	0	0						
11 Ryan Zimmerman, R OBP: 0.246, SLG: 0.288	K									4	1	2	0	0	1	2						
Pete Orr, L OBP: 0.246, SLG: 0.288										1	1	0	0	0	0	0						
Kory Casto, L OBP: 0.309, SLG: 0.301										5	1	3	0	0	0	2						
Ryan Langerhans, L OBP: 0.376, SLG: 0.351										4	1	1	2	1	2	2						
2 Roger Bernadina, L OBP: 0.196, SLG: 0.204	G4-3									3	1	1	1	2	0	4						
23 Wil Nieves, R OBP: 0.291, SLG: 0.310										3	0	0	1	0	2	2						
Emilio Bonifacio, S OBP: 0.306, SLG: 0.368										4	0	2	0	0	0	2						
Charlie Manning, L OBP: 0.317, SLG: 0.422										2	5	0	0	0	0	0						
50 Garrett Mock, S										0	0	0	0	0	0	0						
57 Jason Bergmann, R										0	0	0	0	0	0	0						
74 Marco Estrada, R										1	0	1	1	0	0	0						
Aaron Boone, R OBP: 0.317, SLG: 0.422										0	0	0	0	0	0	0						
Levale Speigner, R										0	0	0	0	0	0	0						
6 Anderson Hernandez, S OBP: 0.400, SLG: 0.362										1	0	0	0	0	0	0						
Inning Stats	R: 0 E: 0 K: 1 S: 15	H: 1 LOB: 3 BB: 2 P: 29	R: 0 E: 0 K: 1 S: 14	H: 1 LOB: 2 BB: 1 P: 21	R: 1 E: 0 K: 2 S: 13	H: 2 LOB: 1 BB: 0 P: 16	R: 0 E: 0 K: 1 S: 13	H: 1 LOB: 0 BB: 0 P: 19	R: 0 E: 0 K: 1 S: 8	H: 1 LOB: 1 BB: 0 P: 13	R: 1 E: 0 K: 0 S: 14	H: 1 LOB: 1 BB: 1 P: 23	R: 3 E: 0 K: 0 S: 14	H: 3 LOB: 1 BB: 1 P: 25	R: 0 E: 0 K: 1 S: 7	H: 0 LOB: 0 BB: 0 P: 11	R: 0 E: 0 K: 0 S: 8	H: 1 LOB: 1 BB: 0 P: 14	1B: 9 2B: 20 3B: 2 HR: 0	SF: 1 SAC: 2 DP: 1 HBP: 0	WP: 0 PB: 0 SB: 0 CS: 0	PA: 42
PITCHER	IP WLS BF H R ER SO BB IBB HBP BLK WP HR S P ERA WHIP																					
49 Jair Jurrjens, R ERA: 3.54	5.0 W 23 6 1 1 6 3 0 0 0 0 0 0 63 98 1.80 1.800																					
38 Buddy Carlyle, R ERA: 4.39	1.0 5 1 1 1 0 1 0 0 0 0 0 0 14 23 9.00 2.000																					
Elmer Dessens, R ERA: 30.0	1.0 7 3 3 3 0 1 0 0 0 0 0 0 14 25 27.00 4.000																					
Jeff Ridgway, L ERA: 4.26	1.0 3 0 0 0 1 0 0 0 0 0 0 0 7 11 0.00 0.000																					
Jorge Julio, R ERA: 5.49	1.0 4 1 0 0 0 0 0 0 0 0 0 0 8 14 0.00 1.000																					

Washington Nationals @ Atlanta Braves
Turner Field, Atlanta, GA
Fri Sep 05 2008, 7:30 PM EDT
Att: 25,064 - Clear - 83 F

AB 34
R 5
H 11
RBI 5
BB 5
SO 7
LOB 19



Batter	1	2	3	4	5	6	7	8	9	AB	R	H	RBI	BB	SO	LOB	BOTTOM			
Josh Anderson, L OBP: 0.369, SLG: 0.441	G6-3					FC1-6		K		5	2	2	0	0	1	3				
2 Kelly Johnson, L OBP: 0.344, SLG: 0.430	G6-3							P5		5	2	3	2	0	0	1				
10 Chipper Jones, S OBP: 0.333, SLG: 0.520	G6-3									3	1	0	1	1	0	3				
38 Buddy Carlyle, L OBP: 0.317, SLG: 0.422										0	0	0	0	0	0	0				
Elmer Dessens, R										0	0	0	0	0	0	0				
Jeff Ridgway, L OBP: 0.317, SLG: 0.422										0	0	0	0	0	0	0				
Greg Norton, S OBP: 0.385, SLG: 0.454										1	0	0	0	0	0	0				
Jorge Julio, R										0	0	0	0	0	0	0				
16 Brian McCann, L OBP: 0.366, SLG: 0.527	F7									3	0	0	1	0	0	1				
5 Clint Simmons, R OBP: 0.233, SLG: 0.250										1	0	0	0	0	0	0				
19 Yunel Escobar, R OBP: 0.361, SLG: 0.388										3	1	1	0	2	1	0				
22 Casey Ketchum, L OBP: 0.317, SLG: 0.408										4	1	2	1	1	0	2				
7 Jeff Francoeur, R OBP: 0.291, SLG: 0.352										1	1	0	1	1	0	1				
1 Grégor Blanco, L OBP: 0.368, SLG: 0.307										1	1	0	0	0	0	2				
28 Brandon Jones, L OBP: 0.326, SLG: 0.424										4	0	1	3	0	2	4				
49 Jair Jurrjens, R OBP: 0.200, SLG: 0.148										2	1	1	0	0	0	1				
Ruben Colay, S OBP: 0.317, SLG: 0.348										0	0	0	0	1	0	0				
14 Martin Prado, R OBP: 0.395, SLG: 0.516										1	0	0	0	0	1	0				
Inning Stats	R: 1 E: 0 K: 0 S: 10	H: 1 LOB: 0 BB: 0 P: 17	R: 0 E: 0 K: 2 S: 9	H: 1 LOB: 0 BB: 0 P: 13	R: 7 E: 0 K: 0 S: 24	H: 4 LOB: 1 BB: 4 P: 47	R: 1 E: 0 K: 0 S: 8	H: 1 LOB: 1 BB: 0 P: 17	R: 1 E: 0 K: 1 S: 14	H: 1 LOB: 2 BB: 1 P: 23	R: 0 E: 0 K: 0 S: 9	H: 2 LOB: 2 BB: 0 P: 13	R: 0 E: 0 K: 2 S: 8	H: 0 LOB: 0 BB: 0 P: 12	R: 0 E: 0 K: 0 S: 11	H: 0 LOB: 1 BB: 1 P: 19	1B: 6 2B: 4 3B: 0 HR: 0	SF: 1 SAC: 0 DP: 0 HBP: 1	WP: 0 PB: 0 SB: 0 CS: 0	PA: 42
PITCHER	IP WLS BF H R ER SO BB IBB HBP BLK WP HR S P ERA WHIP																			
57 Jason Bergmann, R ERA: 5.23	2.1 L 15 3 3 2 1 2 0 1 0 0 0 0 31 56 6.75 1.875																			
74 Marco Estrada, R ERA: 7.0	1.0 5 2 0 0 0 0 0 0 0 0 0 0 9 13 0.00 2.000																			
Levale Speigner, R ERA: 7.71	1.0 3 0 0 0 0 2 0 0 0 0 0 0 8 12 0.00 0.000																			
Charlie Manning, L ERA: 4.84	1.0 3 0 0 0 0 2 0 0 0 0 0 0 8 12 0.00 0.000																			
50 Garrett Mock, R ERA: 4.75	1.0 4 0 0 0 0 1 0 0 0 0 0 0 11 19 0.00 1.000																			

Washington Nationals @ Atlanta Braves
Turner Field, Atlanta, GA
Fri Sep 05 2008, 7:30 PM EDT
Att: 25,064 - Clear - 83 F

AB 34
R 10
H 10
RBI 9
BB 6
SO 5
LOB 18



Batter	1	2	3	4	5	6	7	8	9	10	11	12	13	14	AB	R	H	RBI	BB	SO	LOB	TOP								
6 Anderson Hernandez, S OBP: 0.442, SLG: 0.368															3	1	0	0	4	2	1									
22 Willie Harris, L OBP: 0.337, SLG: 0.430															7	1	1	0	0	0	6									
11 Ryan Zimmerman, R OBP: 0.331, SLG: 0.445																7	0	0	0	0	1	4								
85 Lastings Milledge, R OBP: 0.327, SLG: 0.406																5	3	2	1	2	1	1								
34 Elijah Dukes, R OBP: 0.376, SLG: 0.487																7	0	1	3	0	1	2								
Aaron Boone, R OBP: 0.341, SLG: 0.421 2 Roger Bernadina, L OBP: 0.337, SLG: 0.430 52 Saul Rivera, S OBP: 0.337, SLG: 0.430 59 Steven Shell, R OBP: 0.337, SLG: 0.430 Cedric Peralta, R OBP: 0.337, SLG: 0.430 38 Joel Hanrahan, R OBP: 0.337, SLG: 0.430															5	0	3	0	0	0	1									
79 Luke Montz, R OBP: 0.376, SLG: 0.487															6	1	0	0	1	2	5									
12 Alberto Gonzalez, R OBP: 0.321, SLG: 0.376															4	1	3	3	1	0	0									
40 Colin Reardon, R OBP: 0.337, SLG: 0.430 41 Ryan Zimmerman, R OBP: 0.331, SLG: 0.445 42 Ryan Zimmerman, R OBP: 0.331, SLG: 0.445 43 Ryan Zimmerman, R OBP: 0.331, SLG: 0.445 44 Ryan Zimmerman, R OBP: 0.331, SLG: 0.445 45 Ryan Zimmerman, R OBP: 0.331, SLG: 0.445 46 Ryan Zimmerman, R OBP: 0.331, SLG: 0.445 47 Ryan Zimmerman, R OBP: 0.331, SLG: 0.445 48 Ryan Zimmerman, R OBP: 0.331, SLG: 0.445 49 Ryan Zimmerman, R OBP: 0.331, SLG: 0.445 50 Ryan Zimmerman, R OBP: 0.331, SLG: 0.445															1	0	0	0	0	0	2									
Inning Stats	R: 0 E: 0 K: 1 S: 9	H: 0 LOB: 0 BB: 0 P: 13	R: 1 E: 0 K: 0 S: 7	H: 1 LOB: 0 BB: 0 P: 11	R: 0 E: 0 K: 0 S: 11	H: 1 LOB: 1 BB: 0 P: 17	R: 0 E: 0 K: 0 S: 6	H: 0 LOB: 0 BB: 0 P: 25	R: 0 E: 0 K: 0 S: 13	H: 0 LOB: 3 BB: 2 P: 25	R: 0 E: 0 K: 0 S: 11	H: 1 LOB: 1 BB: 1 P: 19	R: 1 E: 0 K: 2 S: 13	H: 2 LOB: 1 BB: 1 P: 21	R: 0 E: 0 K: 1 S: 13	H: 0 LOB: 0 BB: 0 P: 21	R: 0 E: 0 K: 2 S: 11	H: 0 LOB: 2 BB: 0 P: 20	R: 0 E: 0 K: 1 S: 13	H: 0 LOB: 0 BB: 0 P: 19	R: 0 E: 0 K: 1 S: 12	H: 0 LOB: 0 BB: 0 P: 16	R: 0 E: 0 K: 1 S: 14	H: 2 LOB: 1 BB: 2 P: 29	R: 3 E: 0 K: 1 S: 14	H: 2 LOB: 1 BB: 2 P: 29	1B: 5 2B: 3 3B: 0 HR: 2	SF: 0 SAC: 1 DP: 0 HBP: 1	WP: 0 PB: 0 SB: 1 CS: 0	PA: 61

Washington Nationals @ Atlanta Braves
Turner Field, Atlanta, GA
Sun Sep 07 2008, 1:30 PM EDT
Att. 30,753 - Sunny - 85 F

AB	51
R	7
H	10
RBI	7
BB	8
SO	11
LOB	26



Batter	1	2	3	4	5	6	7	8	9	10	11	12	13	14	AB	R	H	RBI	BB	SO	LOB	BOTTOM	
1 Gregor Blanco, L OBP: 0.371, SLG: 0.309															5	2	2	1	1	1	4		
14 Martin Prado, R OBP: 0.381, SLG: 0.506																6	0	2	1	0	1	6	
38 Buddy Carlyle, L OBP: 0.333, SLG: 0.295																0	0	0	0	0	0	0	
30 Jeff Bennett, R OBP: 0.364, SLG: 0.333																0	0	0	0	0	0	0	
Greg Norton, S OBP: 0.356, SLG: 0.432																0	0	0	0	0	0	0	
10 Chipper Jones, S OBP: 0.458, SLG: 0.561																6	0	3	2	0	1	3	
2 Kelly Johnson, L OBP: 0.345, SLG: 0.429																5	0	1	0	1	1	5	
61 James Parr, R OBP: 0.362, SLG: 0.395																7	0	3	0	0	1	4	
19 Yunel Escobar, R OBP: 0.362, SLG: 0.395															7	0	3	0	0	1	4		
7 Jeff Francoeur, R OBP: 0.292, SLG: 0.354																7	0	1	0	0	1	8	
28 Brandon Jones, L OBP: 0.320, SLG: 0.416																3	1	1	0	0	2		
Josh Anderson, L OBP: 0.356, SLG: 0.409																3	0	1	0	0	2		
Corky Miller, R OBP: 0.159, SLG: 0.138																							

Batter	1	2	3	4	5	6	7	8	9	AB	R	H	RBI	BB	SO	LOB	TOP					
Emilio Bonifacio, S (1.4) OBP: 0.290, SLG: 0.341										4	3	0	0	1	0	2						
15 Cristian Guzman, S (1.6) OBP: 0.344, SLG: 0.445										5	3	3	5	0	0	0						
11 Ryan Zimmerman, R (1.5) OBP: 0.333, SLG: 0.447										5	0	1	1	0	0	1						
85 Lastings Milledge, R (1.8) OBP: 0.324, SLG: 0.400										4	1	0	0	1	1	1						
34 Elijah Dukes, R (1.9) OBP: 0.380, SLG: 0.498										4	2	2	1	0	0	0						
Kory Casto, L (1.3) OBP: 0.313, SLG: 0.299										3	0	1	2	1	0	1						
52 Saul Rivera, S (7.1)										0	0	0	0	0	0	0						
38 Joel Hanrahan, R (8.1)										0	0	0	0	0	0	0						
22 Willie Harris, L (9. PH)										1	0	0	0	0	0	0						
23 Wil Nieves, R (1.2) OBP: 0.298, SLG: 0.321										4	0	2	1	0	0	3						
6 Anderson Hernandez, S (9. PH) OBP: 0.429, SLG: 0.364										1	0	0	0	0	0	0						
2 Roger Bernadina, L (1.7) OBP: 0.218, SLG: 0.196										2	0	0	0	2	0	1						
Odalys Perez, L (1.1) Leivale Speigner, R (4.1)										1	0	0	0	0	0	2						
Pete Orr, L (5. PH) 50 Garrett Mock, S (5.1)										0	0	0	0	0	0	0						
Ryan Langerhans, L (6. PH) 58 Mike Hincley, R (6.1)										0	0	0	0	0	0	1						
Aaron Boone, R (7.3)										0	0	0	0	0	0	0						
Inning Stats	R: 0 E: 0 K: 0 S: 9	H: 0 LOB: 0 BB: 0 P: 18	R: 1 E: 0 K: 0 S: 12	H: 2 LOB: 2 BB: 1 P: 18	R: 0 E: 0 K: 0 S: 9	H: 1 LOB: 1 BB: 0 P: 15	R: 1 E: 0 K: 0 S: 9	H: 2 LOB: 0 BB: 0 P: 14	R: 3 E: 0 K: 0 S: 17	H: 3 LOB: 2 BB: 1 P: 31	R: 2 E: 0 K: 0 S: 16	H: 1 LOB: 0 BB: 1 P: 24	R: 0 E: 0 K: 1 S: 10	H: 0 LOB: 1 BB: 1 P: 17	R: 3 E: 0 K: 0 S: 14	H: 2 LOB: 0 BB: 1 P: 27	R: 0 E: 0 K: 0 S: 8	H: 0 LOB: 0 BB: 0 P: 10	1B: 5 2B: 3 3B: 0 HR: 3	SF: 0 SAC: 0 DP: 1 HBP: 1	WP: 0 PB: 0 SB: 0 CS: 0	PA: 43
PITCHER	IP	WLS	BF	H	R	ER	SO	BB	IBB	HBP	BLK	WP	HR	S	P	ERA	WHIP					
34 Mike Pelfrey, R (1.1) ERA: 3.77	5.0		25	8	5	5	0	2	0	1	0	0	1	56	96	9.00	2.000					
Aaron Heilman, R (6.1) ERA: 5.35	0.2	B	4	1	2	2	0	1	0	0	0	0	1	13	20	27.00	3.000					
Joe Smith, R (6.1) ERA: 3.59	1.1	W	5	0	0	0	1	1	0	0	0	0	0	13	21	0.00	0.750					
43 Brian Stokes, R (8.1) ERA: 3.24	1.0	S	6	2	3	3	0	1	0	0	0	0	1	14	27	27.00	3.000					
Luis Ayala, R (9.1) ERA: 5.17	1.0	S	3	0	0	0	0	0	0	0	0	0	0	8	10	0.00	0.000					

Washington Nationals @ New York Mets
Shea Stadium, Flushing, NY
Wed Sep 10 2008, 7:10 PM EDT
Att: 52,431 - Partly Cloudy - 68 F

AB	37
R	10
H	11
RBI	10
BB	5
SO	1
LOB	12



Batter	1	2	3	4	5	6	7	8	9	AB	R	H	RBI	BB	SO	LOB	BOTTOM		
7 José Reyes, S (1.6) OBP: 0.360, SLG: 0.477										3	1	1	0	2	2	0			
19 Ryan Church, L (1.9) OBP: 0.358, SLG: 0.492										3	2	0	0	2	1	2			
5 David Wright, R (1.5) OBP: 0.384, SLG: 0.524										4	4	4	3	1	0	0			
15 Carlos Beltrán, S (1.8) OBP: 0.371, SLG: 0.491										5	2	3	2	0	0	1			
21 Carlos Delgado, L (1.3) OBP: 0.349, SLG: 0.515										3	1	0	1	1	0	1			
17 Fernando Tatis, R (1.7) OBP: 0.384, SLG: 0.481										3	2	3	2	1	0	0			
Endy Chavez, L (8.7) OBP: 0.311, SLG: 0.336										0	0	0	0	0	0	0			
Damion Easley, R (1.4) Joe Smith, R (6.1)										3	0	1	1	0	0	2			
28 Daniel Murphy, L (7. PH) OBP: 0.444, SLG: 0.536										0	0	0	0	0	0	0			
43 Brian Stokes, R (8.1) Luis Ayala, R (9.1)										0	0	0	0	0	0	0			
23 Brian Schneider, L (1.2) OBP: 0.343, SLG: 0.354										4	0	1	2	0	0	2			
34 Mike Pelfrey, R (1.1) Aaron Heilman, R (6.1)										2	0	0	0	0	2	1			
Argenis Reyes, S (6.4) OBP: 0.277, SLG: 0.271										0	0	0	0	0	0	0			
Inning Stats	R: 1 E: 0 K: 0 S: 13	H: 2 LOB: 1 BB: 1 P: 25	R: 0 E: 0 K: 0 S: 8	H: 1 LOB: 0 BB: 0 P: 12	R: 6 E: 1 K: 2 S: 27	H: 5 LOB: 1 BB: 2 P: 44	R: 0 E: 0 K: 0 S: 11	H: 0 LOB: 1 BB: 2 P: 22	R: 0 E: 0 K: 2 S: 9	H: 0 LOB: 0 BB: 0 P: 14	R: 4 E: 1 K: 0 S: 11	H: 4 LOB: 0 BB: 1 P: 23	R: 2 E: 0 K: 1 S: 19	H: 1 LOB: 0 BB: 1 P: 31	1B: 9 2B: 3 3B: 0 HR: 1	SF: 1 SAC: 0 DP: 2 HBP: 0	WP: 1 PB: 0 SB: 2 CS: 1	PA: 41	
PITCHER	IP	WLS	BF	H	R	ER	SO	BB	IBB	HBP	BLK	WP	HR	S	P	ERA	WHIP		
Odalys Perez, L (1.1) ERA: 4.48	3.0		18	8	7	6	2	2	0	0	0	0	0	11	22	18.00	3.333		
Leivale Speigner, R (4.1) ERA: 5.35	1.0		4	0	0	0	0	2	0	0	0	0	0	11	22	0.00	2.000		
50 Garrett Mock, R (5.1) ERA: 4.36	1.0		4	0	0	0	0	1	0	0	0	0	0	12	20	0.00	1.000		
58 Mike Hincley, L (6.1) ERA: 4.36	1.0		3	0	0	0	2	0	0	0	0	0	0	9	14	0.00	0.000		
52 Saul Rivera, R (7.1) ERA: 3.88	1.0	L	7	4	4	3	0	0	1	0	0	1	0	11	23	27.00	4.000		

Washington Nationals @ New York Mets
Shea Stadium, Flushing, NY
Wed Sep 10 2008, 7:10 PM EDT
Att: 52,431 - Partly Cloudy - 68 F

AB	32
R	13
H	13
RBI	11
BB	8
SO	5
LOB	9



Batter	1	2	3	4	5	6	7	8	9	AB	R	H	RBI	BB	SO	LOB	TOP		
22 Willie Harris, L (1,7) OBP: 0.339, SLG: 0.428	L8		K			G4-3		G4-3		4	0	0	0	0	1	0	Washington Nationals @ Florida Marlins Dolphin Stadium, Miami, FL Sat Sep 13 2008, 7:10 PM EDT Att: 16,307 - Partly Cloudy - 85 F		
15 Cristian Guzman, S (1,6) OBP: 0.342, SLG: 0.440	34 2-5 1B			G3		K		F9		4	0	1	0	0	1	0			
11 Ryan Zimmerman, R (1,5) OBP: 0.337, SLG: 0.446	1-2 1B			85 G6-3 BB		85 1B 2B		F8		3	1	2	0	1	0	0			
85 Lastings Milledge, R (1,8) OBP: 0.325, SLG: 0.399	K			G6-3		34 2B 1B		34 G6-4-3 BB		3	1	1	0	1	1	3			
34 Elijah Dukes, R (1,9) OBP: 0.377, SLG: 0.494	2-5 2-3	K		K		1B		G6-4-3		4	0	1	2	0	2	2			
Kory Casto, L (1,3) OBP: 0.302, SLG: 0.288	F7			K		2B		F7		4	0	0	0	0	2	1			
Emilio Bonifacio, S (1,4) OBP: 0.284, SLG: 0.333	K					K		G4-3		3	0	0	0	0	1	0			
23 Wil Nieves, R (1,2) OBP: 0.304, SLG: 0.331			G6-3			L8		L8		3	0	1	0	0	0	0			
Tim Redding, R (1,1) OBP: 0.250, SLG: 0.191			K			F8		F7		2	0	0	0	0	1	1			
6 Anderson Hernandez, S (7, PH) OBP: 0.418, SLG: 0.367										1	0	0	0	0	0	0			
50 Garrett Mock, S (7, 1)										0	0	0	0	0	0	0			
Inning Stats	R: 0 H: 2 E: 0 K: 1 S: 19	H: 2 LOB: 2 BB: 0 P: 26	R: 0 H: 0 E: 0 K: 2 S: 7	H: 0 LOB: 0 BB: 0 P: 12	R: 0 H: 0 E: 0 K: 2 S: 8	H: 0 LOB: 0 BB: 0 P: 11	R: 0 H: 0 E: 0 K: 1 S: 8	H: 1 LOB: 1 BB: 0 P: 16	R: 2 H: 3 E: 0 K: 2 S: 21	H: 3 LOB: 1 BB: 0 P: 28	R: 0 H: 0 E: 0 K: 0 S: 6	H: 0 LOB: 0 BB: 0 P: 9	R: 0 H: 0 E: 0 K: 0 S: 8	H: 0 LOB: 0 BB: 1 P: 10	R: 0 H: 0 E: 0 K: 0 S: 5	H: 0 LOB: 0 BB: 1 P: 10	1B: 4 2B: 2 3B: 0 HR: 0	SF: 0 SAC: 0 DP: 1 HBP: 0	WP: 0 PA: 33 CS: 0
PITCHER	IP WLS BF H R ER SO BB IBB HBP BLK WP HR S P ERA WHIP	IP WLS BF H R ER SO BB IBB HBP BLK WP HR S P ERA WHIP	IP WLS BF H R ER SO BB IBB HBP BLK WP HR S P ERA WHIP	IP WLS BF H R ER SO BB IBB HBP BLK WP HR S P ERA WHIP	IP WLS BF H R ER SO BB IBB HBP BLK WP HR S P ERA WHIP	IP WLS BF H R ER SO BB IBB HBP BLK WP HR S P ERA WHIP	IP WLS BF H R ER SO BB IBB HBP BLK WP HR S P ERA WHIP	IP WLS BF H R ER SO BB IBB HBP BLK WP HR S P ERA WHIP	IP WLS BF H R ER SO BB IBB HBP BLK WP HR S P ERA WHIP	IP WLS BF H R ER SO BB IBB HBP BLK WP HR S P ERA WHIP	IP WLS BF H R ER SO BB IBB HBP BLK WP HR S P ERA WHIP	IP WLS BF H R ER SO BB IBB HBP BLK WP HR S P ERA WHIP	IP WLS BF H R ER SO BB IBB HBP BLK WP HR S P ERA WHIP	IP WLS BF H R ER SO BB IBB HBP BLK WP HR S P ERA WHIP	IP WLS BF H R ER SO BB IBB HBP BLK WP HR S P ERA WHIP	IP WLS BF H R ER SO BB IBB HBP BLK WP HR S P ERA WHIP	IP WLS BF H R ER SO BB IBB HBP BLK WP HR S P ERA WHIP		
55 Josh Johnson, R (1,1) ERA: 3.3	6.0 W 25 6 2 2 9 1 0 0 0 0 0 0 72 104 3.00 1.167																		
20 Logan Kensing, R (7, 1) ERA: 4.22	1.0 H 3 0 0 0 0 0 0 0 0 0 0 0 6 9 0.00 0.000																		
Arthur Rhodes, L (8, 1) ERA: 1.91	0.2 H 2 0 0 0 0 0 0 0 0 0 0 0 6 9 0.00 0.000																		
Kevin Gregg, R (8, 1) ERA: 3.86	0.1 H 1 0 0 0 0 0 0 0 0 0 0 0 2 2 0.00 0.000																		
22 Matt Lindstrom, R (9, 1) ERA: 3.38	1.0 S 3 0 0 0 0 1 0 0 0 0 0 0 5 10 0.00 1.000																		

AB	31
R	2
H	6
RBI	2
BB	2
SO	9
LOB	7



Batter	1	2	3	4	5	6	7	8	9	AB	R	H	RBI	BB	SO	LOB	BOTTOM		
2 Hanley Ramirez, R (1,6) OBP: 0.396, SLG: 0.528	K	2H HR		21 1B BB			P5			3	1	2	1	1	0	0	Washington Nationals @ Florida Marlins Dolphin Stadium, Miami, FL Sat Sep 13 2008, 7:10 PM EDT Att: 16,307 - Partly Cloudy - 85 F		
21 John Baker, L (1,2) OBP: 0.376, SLG: 0.447	3 HR BB	F9		1-3 1B		G3-1		G3-1		3	1	1	0	1	0	0			
3 Jorge Cantu, R (1,5) OBP: 0.322, SLG: 0.470	1-2 HR	F7		P3		K		K		4	1	1	2	0	1	2			
Mike Jacobs, L (1,3) OBP: 0.289, SLG: 0.524	G4-3		F7		F8		G4-3			4	0	0	0	0	0	0			
22 Matt Lindstrom, R (9, 1)										0	0	0	0	0	0	0			
6 Dan Uggla, R (1,4) OBP: 0.357, SLG: 0.527	E BB		K		F8		K			3	0	0	0	1	2	0			
Josh Willingham, R (1,7) OBP: 0.355, SLG: 0.448	E4 1-3		1B		G5-3		F9			4	0	1	0	0	0	1			
27 Jeremy Hermida, L (1,9) OBP: 0.319, SLG: 0.491	K		G6-3				F7			3	0	0	0	0	1	3			
4 Alfredo Amezaga, S (1,8) OBP: 0.303, SLG: 0.342		55 SH1-4 2 HR 1B		K		G6-3		G6-3		3	1	1	0	0	1	0			
55 Josh Johnson, L (1,1) OBP: 0.392, SLG: 0.540		1 SAFE SH1-4		K		F7				1	0	0	0	0	1	0			
Dallas McPherson, L (6, PH) OBP: 0.305, SLG: 0.393										1	0	0	0	0	0	0			
20 Logan Kensing, L (7, 1)										0	0	0	0	0	0	0			
Arthur Rhodes, L (8, 1)										0	0	0	0	0	0	0			
Kevin Gregg, R (8, 1)										0	0	0	0	0	0	0			
18 Wes Helms, R (9, 9) OBP: 0.303, SLG: 0.342										0	0	0	0	0	0	0			
Inning Stats	R: 2 H: 1 E: 1 K: 2 S: 17	H: 2 LOB: 2 BB: 0 P: 32	R: 2 H: 2 E: 0 K: 0 S: 8	H: 2 LOB: 0 BB: 0 P: 11	R: 0 H: 1 E: 0 K: 1 S: 10	H: 1 LOB: 1 BB: 0 P: 14	R: 0 H: 1 E: 0 K: 2 S: 14	H: 1 LOB: 2 BB: 1 P: 22	R: 0 H: 0 E: 0 K: 0 S: 6	H: 0 LOB: 0 BB: 0 P: 8	R: 0 H: 0 E: 0 K: 0 S: 10	H: 0 LOB: 0 BB: 0 P: 13	R: 0 H: 0 E: 0 K: 1 S: 6	H: 0 LOB: 0 BB: 0 P: 9	R: 0 H: 0 E: 0 K: 1 S: 10	H: 0 LOB: 0 BB: 0 P: 14	1B: 3 2B: 0 3B: 0 HR: 2	SF: 0 SAC: 1 DP: 0 HBP: 0	WP: 0 PA: 33 CS: 0
PITCHER	IP WLS BF H R ER SO BB IBB HBP BLK WP HR S P ERA WHIP	IP WLS BF H R ER SO BB IBB HBP BLK WP HR S P ERA WHIP	IP WLS BF H R ER SO BB IBB HBP BLK WP HR S P ERA WHIP	IP WLS BF H R ER SO BB IBB HBP BLK WP HR S P ERA WHIP	IP WLS BF H R ER SO BB IBB HBP BLK WP HR S P ERA WHIP	IP WLS BF H R ER SO BB IBB HBP BLK WP HR S P ERA WHIP	IP WLS BF H R ER SO BB IBB HBP BLK WP HR S P ERA WHIP	IP WLS BF H R ER SO BB IBB HBP BLK WP HR S P ERA WHIP	IP WLS BF H R ER SO BB IBB HBP BLK WP HR S P ERA WHIP	IP WLS BF H R ER SO BB IBB HBP BLK WP HR S P ERA WHIP	IP WLS BF H R ER SO BB IBB HBP BLK WP HR S P ERA WHIP	IP WLS BF H R ER SO BB IBB HBP BLK WP HR S P ERA WHIP	IP WLS BF H R ER SO BB IBB HBP BLK WP HR S P ERA WHIP	IP WLS BF H R ER SO BB IBB HBP BLK WP HR S P ERA WHIP	IP WLS BF H R ER SO BB IBB HBP BLK WP HR S P ERA WHIP	IP WLS BF H R ER SO BB IBB HBP BLK WP HR S P ERA WHIP			
Tim Redding, R (1,1) ERA: 4.54	6.0 L 27 5 4 4 4 3 0 0 0 0 0 0 65 100 6.00 1.333																		
50 Garrett Mock, R (7, 1) ERA: 4.11	2.0 6 0 0 0 0 2 0 0 0 0 0 0 0 16 23 0.00 0.000																		



Batter	1	2	3	4	5	6	7	8	9	AB	R	H	RBI	BB	SO	LOB	TOP			
7 José Reyes, S OBP: 0.361, SLG: 0.480										5	1	2	1	0	2	0				
28 Daniel Murphy, L OBP: 0.452, SLG: 0.541 Scott Schoeneweis, L OBP: 0.348, SLG: 0.513										4	0	2	0	1	1	0				
5 David Wright, R OBP: 0.380, SLG: 0.525										5	0	0	0	0	1	3				
21 Carlos Delgado, L OBP: 0.348, SLG: 0.513										4	2	1	0	1	1	1				
15 Carlos Beltrán, S OBP: 0.374, SLG: 0.504										3	1	1	1	1	0	2				
19 Ryan Church, L OBP: 0.298, SLG: 0.467										4	0	2	2	0	1	1				
Argenis Reyes, S OBP: 0.299, SLG: 0.245										4	0	0	0	0	0	3				
23 Brian Schneider, L OBP: 0.346, SLG: 0.380										4	2	2	2	0	0	1				
57 Johan Santana, L OBP: 0.173, SLG: 0.208 9 Marlon Anderson, L OBP: 0.254, SLG: 0.280 Joe Smith, R OBP: 0.310, SLG: 0.335										3	1	1	0	0	0	0				
Inning Stats	R: 1 E: 1 K: 13	H: 2 LOB: 1 P: 18	R: 2 E: 0 K: 11	H: 3 LOB: 0 P: 19	R: 2 E: 0 K: 16	H: 2 LOB: 1 P: 25	R: 1 E: 0 K: 8	H: 1 LOB: 1 P: 16	R: 1 E: 0 K: 9	H: 2 LOB: 1 P: 13	R: 0 E: 0 K: 11	H: 0 LOB: 0 P: 18	R: 0 E: 0 K: 7	H: 0 LOB: 0 P: 13	R: 0 E: 0 K: 5	H: 0 LOB: 0 P: 9	1B: 5 2B: 3 HR: 2	SF: 0 SAC: 0 DP: 0 HBP: 0	WP: 1 PB: 0 SB: 0 CS: 1	PA: 41
PITCHER	IP WLS BF H R ER SO BB IBB HBP BLK WP HR S P ERA WHIP																			
Tim Redding, R ERA: 4.67	3.0 L 16 7 5 4 2 1 0 0 0 0 0 1 40 62 12.00 2.667																			
57 Jason Bergmann, R ERA: 5.33	2.0 10 3 2 2 0 1 0 0 0 0 1 1 17 29 9.00 2.000																			
59 Steven Shell, R ERA: 2.09	2.0 8 1 0 0 3 1 0 0 0 0 0 0 22 38 0.00 1.000																			
52 Saul Rivera, R ERA: 3.97	1.0 3 0 0 0 1 0 0 0 0 0 0 0 7 13 0.00 0.000																			
Jesus Colome, R ERA: 4.52	1.0 3 0 0 0 0 0 0 0 0 0 0 0 5 9 0.00 0.000																			

New York Mets @ Washington Nationals
Nationals Park, Washington, DC
Thu Sep 18 2008, 7:10 PM EDT
Att: 25,388 - Clear - 75 F

AB 37
R 7
H 11
RBI 6
BB 3
SO 6
LOB 11



Batter	1	2	3	4	5	6	7	8	9	AB	R	H	RBI	BB	SO	LOB	BOTTOM					
6 Anderson Hernandez, S OBP: 0.391, SLG: 0.344										5	0	1	1	0	1	0						
15 Cristian Guzman, S OBP: 0.346, SLG: 0.443 52 Saul Rivera, S OBP: 0.230, SLG: 0.196										4	0	2	0	0	0	2						
2 Roger Bernadina, L OBP: 0.336, SLG: 0.436										5	0	3	0	0	0	3						
11 Ryan Zimmerman, R OBP: 0.336, SLG: 0.436										5	0	3	0	0	0	3						
85 Lastings Milledge, R OBP: 0.330, SLG: 0.404 Ryan Langerhans, L OBP: 0.372, SLG: 0.400										4	0	0	0	0	2	4						
34 Elijah Dukes, R OBP: 0.387, SLG: 0.510 Jesus Colome, R OBP: 0.311, SLG: 0.401										3	1	2	0	1	1	2						
Aaron Boone, R OBP: 0.311, SLG: 0.401										4	0	1	0	0	2	4						
22 Willie Harris, L OBP: 0.344, SLG: 0.423										4	0	1	0	0	1	4						
23 Wil Nieves, R OBP: 0.316, SLG: 0.344										4	1	2	1	0	1	0						
Tim Redding, R ERA: 2.85 Elijah Dukes, R OBP: 0.288, SLG: 0.331 57 Jason Bergmann, R ERA: 3.56 Kory Casto, L OBP: 0.307, SLG: 0.307 59 Steven Shell, R ERA: 3.92 79 Luke Montz, R OBP: 0.285, SLG: 0.330 12 Alberto Gonzalez, R OBP: 0.228, SLG: 0.330										0	0	0	0	0	0	0						
Inning Stats	R: 0 E: 0 K: 2 S: 14	H: 1 LOB: 1 P: 18	R: 0 E: 0 K: 1 S: 7	H: 1 LOB: 0 P: 13	R: 0 E: 0 K: 1 S: 7	H: 0 LOB: 0 P: 10	R: 0 E: 0 K: 1 S: 13	H: 2 LOB: 3 P: 19	R: 0 E: 0 K: 2 S: 8	H: 0 LOB: 0 P: 11	R: 0 E: 0 K: 1 S: 12	H: 2 LOB: 2 P: 14	R: 1 E: 0 K: 0 S: 14	H: 2 LOB: 1 P: 22	R: 1 E: 0 K: 2 S: 18	H: 3 LOB: 2 P: 23	R: 0 E: 0 K: 0 S: 7	H: 2 LOB: 1 P: 15	1B: 12 2B: 1 3B: 0 HR: 0	SF: 0 SAC: 0 DP: 1 HBP: 0	WP: 0 PB: 0 SB: 0 CS: 1	PA: 40
PITCHER	IP WLS BF H R ER SO BB IBB HBP BLK WP HR S P ERA WHIP																					
57 Johan Santana, L ERA: 2.85	7.0 W 30 8 1 1 1 2 2 0 0 0 0 0 0 75 107 1.29 1.429																					
Joe Smith, R ERA: 3.56	1.0 6 3 1 1 2 0 0 0 0 0 0 0 4 9 0.00 6.000																					
Scott Schoeneweis, L ERA: 3.92	0.1 3 2 0 0 0 0 0 0 0 0 0 0 4 9 0.00 6.000																					
25 Pedro Feliciano, L ERA: 3.98	0.2 1 0 0 0 0 0 0 0 0 0 0 0 3 6 0.00 0.000																					

New York Mets @ Washington Nationals
Nationals Park, Washington, DC
Thu Sep 18 2008, 7:10 PM EDT
Att: 25,388 - Clear - 75 F

AB 38
R 2
H 13
RBI 2
BB 2
SO 10
LOB 23



Batter	1	2	3	4	5	6	7	8	9	AB	R	H	RBI	BB	SO	LOB	TOP					
25 Will Venable, L (1, 8) OBP: 0.365, SLG: 0.447										4	0	0	0	1	2	1	San Diego Padres @ Washington Nationals Nationals Park, Washington, DC Sun Sep 21 2008, 1:35 PM EDT Att: 29,608 - Sunny - 74 F					
2 Edgar Gonzalez, R (1, 4) OBP: 0.332, SLG: 0.391										5	2	1	0	0	1	2						
23 Adrián González, L (1, 3) OBP: 0.361, SLG: 0.510										3	3	2	1	1	0	0						
5 Kevin Kouzmanoff, R (1, 5) OBP: 0.309, SLG: 0.443										4	1	2	3	0	2	0						
7 Chase Headley, S (1, 7) OBP: 0.339, SLG: 0.427										4	0	1	1	0	2	1						
Chig Ambres, R (1, 9) OBP: 0.282, SLG: 0.167										3	0	0	0	0	2	1						
11 Drew Macias, L (8, PH) OBP: 0.250, SLG: 0.588										1	0	0	0	0	1	2						
4 Nick Hundley, R (1, 2) OBP: 0.275, SLG: 0.347										3	0	1	1	0	2	0						
Sean Kazmar Jr., R (1, 6) OBP: 0.289, SLG: 0.231										4	0	1	0	0	2	2						
53 Cha Seung Baek, R (1, 1) OBP: 0.207, SLG: 0.321										1	0	0	0	0	0	0						
21 Heath Bell, R (8, 1)										0	0	0	0	0	0	0						
10 Matt Antonelli, R (9, PH)										1	0	0	0	0	1	0						
43 Cia Meredith, R (9, 1)										0	0	0	0	0	0	0						
Inning Stats	R: 2 H: 3 E: 0 K: 1 S: 17	H: 3 LOB: 1 BB: 0 P: 24	R: 0 H: 1 E: 0 K: 1 S: 9	H: 1 LOB: 2 BB: 1 P: 17	R: 0 H: 0 E: 0 K: 2 S: 8	H: 0 LOB: 0 BB: 0 P: 13	R: 0 H: 0 E: 0 K: 3 S: 10	H: 0 LOB: 0 BB: 0 P: 15	R: 0 H: 0 E: 0 K: 1 S: 8	H: 0 LOB: 0 BB: 0 P: 11	R: 1 H: 1 E: 0 K: 3 S: 13	H: 1 LOB: 1 BB: 0 P: 16	R: 0 H: 1 E: 0 K: 1 S: 7	H: 1 LOB: 1 BB: 0 P: 8	R: 3 H: 2 E: 1 K: 1 S: 17	H: 2 LOB: 1 BB: 1 P: 26	R: 0 H: 0 E: 0 K: 2 S: 12	H: 0 LOB: 0 BB: 0 P: 17	1B: 4 2B: 3 3B: 0 HR: 1	SF: 1 SAC: 2 DP: 0 HBP: 0	WP: 0 PB: 0 SB: 0 CS: 0	PA: 38
PITCHER	IP WLS BF H R ER SO BB IBB HBP BLK WP HR S P ERA WHIP	6.0 L 24 5 3 3 11 1 0 0 0 0 1 65 96 4.50 1.000	7.1 1.0 6 1 2 2 1 1 0 0 0 0 0 12 17 18.00 2.000	8.1 1.0 5 2 1 0 1 0 0 0 0 0 12 17 0.00 2.000	9.1 1.0 3 0 0 0 2 0 0 0 0 0 12 17 0.00 0.000	PITCHER										IP WLS BF H R ER SO BB IBB HBP BLK WP HR S P ERA WHIP						

AB	33
R	6
H	8
RBI	6
BB	2
SO	15
LOB	9




Batter	1	2	3	4	5	6	7	8	9	AB	R	H	RBI	BB	SO	LOB	BOTTOM					
6 Anderson Hernandez, S (1, 4) OBP: 0.387, SLG: 0.333										4	0	1	0	0	2	1	San Diego Padres @ Washington Nationals Nationals Park, Washington, DC Sun Sep 21 2008, 1:35 PM EDT Att: 29,608 - Sunny - 74 F					
22 Willie Harris, L (1, 7) OBP: 0.342, SLG: 0.421										4	0	2	0	0	0	1						
11 Ryan Zimmerman, R (1, 5) OBP: 0.331, SLG: 0.433										4	1	2	2	0	0	1						
85 Lastings Milledge, R (1, 8) OBP: 0.332, SLG: 0.465										4	0	1	0	0	1	3						
34 Elijah Dukes, R (1, 9) OBP: 0.388, SLG: 0.494										4	0	0	0	0	1	2						
Kory Casto, L (1, 3) OBP: 0.296, SLG: 0.291										4	0	0	0	0	0	1						
12 Alberto Gonzalez, R (1, 6) OBP: 0.309, SLG: 0.349										4	0	0	0	0	1	2						
23 Wil Nieves, R (1, 2) OBP: 0.313, SLG: 0.351										2	0	1	0	0	0	0						
15 Cristian Guzman, S (8, PH)										1	0	0	0	0	0	0						
79 Luke Montz, R (9, 2) OBP: 0.333, SLG: 0.077										0	0	0	0	0	0	0						
Inning Stats	R: 0 H: 1 E: 0 K: 0 S: 7	H: 1 LOB: 0 BB: 0 P: 8	R: 0 H: 1 E: 0 K: 1 S: 8	H: 1 LOB: 1 BB: 0 P: 15	R: 0 H: 0 E: 0 K: 1 S: 7	H: 0 LOB: 0 BB: 0 P: 11	R: 0 H: 1 E: 0 K: 1 S: 15	H: 1 LOB: 1 BB: 0 P: 22	R: 0 H: 1 E: 0 K: 1 S: 9	H: 1 LOB: 1 BB: 0 P: 11	R: 1 H: 1 E: 0 K: 1 S: 8	H: 1 LOB: 0 BB: 0 P: 14	R: 0 H: 0 E: 0 K: 0 S: 6	H: 0 LOB: 0 BB: 0 P: 8	R: 1 H: 3 E: 0 K: 1 S: 17	H: 3 LOB: 2 BB: 0 P: 25	R: 0 H: 0 E: 0 K: 1 S: 8	H: 0 LOB: 0 BB: 0 P: 12	1B: 6 2B: 0 3B: 1 HR: 1	SF: 0 SAC: 0 DP: 2 HBP: 0	WP: 1 PB: 0 SB: 1 CS: 0	PA: 34
PITCHER	IP WLS BF H R ER SO BB IBB HBP BLK WP HR S P ERA WHIP	7.0 W 25 5 1 1 5 0 0 0 0 0 1 60 89 1.29 0.714	8.1 1.0 6 3 1 1 1 0 0 0 0 0 0 17 25 9.00 3.000	9.1 1.0 3 0 0 0 1 0 0 0 0 0 8 12 0.00 0.000	PITCHER										IP WLS BF H R ER SO BB IBB HBP BLK WP HR S P ERA WHIP							


AB	34
R	2
H	8
RBI	2
BB	0
SO	7
LOB	12




Batter	1	2	3	4	5	6	7	8	9	AB	R	H	RBI	BB	SO	LOB	TOP				
2 Hanley Ramirez, R OBP: 0.395, SLG: 0.533										4	1	1	0	0	1	2	Florida Marlins @ Washington Nationals Nationals Park, Washington, DC Tue Sep 23 2008, 7:10 PM EDT Att: 20,657 - Clear - 68 F				
21 John Baker, L OBP: 0.394, SLG: 0.459										4	0	1	0	0	2	0					
3 Jorge Cantu, R OBP: 0.327, SLG: 0.484										3	1	0	0	1	0	2					
Mike Jacobs, L OBP: 0.301, SLG: 0.521										3	0	2	1	1	0	0					
6 Dan Uggla, R OBP: 0.362, SLG: 0.518										4	0	1	1	0	0	3					
Josh Willingham, R OBP: 0.361, SLG: 0.460										4	1	1	1	0	0	2					
12 Cody Ross, R OBP: 0.318, SLG: 0.497										4	1	2	1	0	1	0					
27 Jeremy Hermida, L OBP: 0.319, SLG: 0.405										4	0	0	0	0	2	1					
Scott Olsen, L OBP: 0.175, SLG: 0.133										2	0	0	0	0	1	1					
Jesus Delgado, R OBP: 0.325, SLG: 0.298										1	0	0	0	0	0	0					
Paul Lo Duca, R OBP: 0.325, SLG: 0.298										1	0	0	0	0	0	0					
25 Brett Carroll, R OBP: 0.276, SLG: 0.292										0	0	0	0	0	0	0					
45 Frankie De La Cruz, R OBP: 0.276, SLG: 0.292										0	0	0	0	0	0	0					
37 Renyel Pinto, L OBP: 0.276, SLG: 0.292										0	0	0	0	0	0	0					
Luis Gonzalez, L OBP: 0.335, SLG: 0.415										1	0	0	0	0	1	0					
Inning Stats	R: 1 E: 0 K: 0 S: 11	H: 3 LOB: 1 BB: 0 P: 21	R: 1 E: 0 K: 3 S: 18	H: 1 LOB: 0 BB: 0 P: 26	R: 0 E: 0 K: 1 S: 10	H: 0 LOB: 0 BB: 0 P: 13	R: 0 E: 0 K: 0 S: 7	H: 0 LOB: 0 BB: 0 P: 11	R: 0 E: 0 K: 1 S: 9	H: 1 LOB: 1 BB: 2 P: 14	R: 1 E: 0 K: 1 S: 15	H: 1 LOB: 1 BB: 2 P: 27	R: 0 E: 0 K: 1 S: 10	H: 1 LOB: 1 BB: 0 P: 18	R: 1 E: 0 K: 2 S: 11	H: 1 LOB: 0 BB: 0 P: 16	1B: 6 2B: 1 3B: 0 HR: 2	SF: 0 SAC: 0 DP: 2 HBP: 0	WP: 0 PB: 0 SB: 0 CS: 0	PA: 36	
PITCHER	IP WLS BF H R ER SO BB IBB HBP BLK WP HR S P ERA WHIP	5.1 W 22 5 3 3 5 2 0 0 0 0 1 63 103 5.06 1.312	6.1 H 2 1 0 0 0 0 0 0 0 0 0 7 9 0.00 1.500	7.1 H 8 2 0 0 1 0 0 0 0 0 0 19 29 0.00 1.000	9.1 H 4 1 1 1 2 0 0 0 0 0 1 11 16 9.00 1.000	PITCHER															

Batter	1	2	3	4	5	6	7	8	9	AB	R	H	RBI	BB	SO	LOB	BOTTOM			
6 Anderson Hernandez, S OBP: 0.388, SLG: 0.338										5	2	2	2	0	0	3	Florida Marlins @ Washington Nationals Nationals Park, Washington, DC Tue Sep 23 2008, 7:10 PM EDT Att: 20,657 - Clear - 68 F			
12 Alberto Gonzalez, R OBP: 0.331, SLG: 0.396										5	3	4	2	0	0	1				
11 Ryan Zimmerman, R OBP: 0.332, SLG: 0.440										5	1	2	2	0	1	4				
85 Lastings Milledge, R OBP: 0.335, SLG: 0.408										4	0	3	3	0	0	0				
34 Elijah Dukes, R OBP: 0.391, SLG: 0.492										3	0	1	0	1	0	3				
Aaron Boone, R OBP: 0.304, SLG: 0.394										4	0	0	0	0	1	6				
22 Willie Harris, L OBP: 0.348, SLG: 0.421										2	2	1	0	2	1	0				
23 Wil Nieves, R OBP: 0.310, SLG: 0.347										2	0	0	0	0	0	1				
39 Shairon Martis, R OBP: 0.325, SLG: 0.298										2	0	0	0	0	0	1				
59 Steven Shell, R OBP: 0.276, SLG: 0.292										0	0	0	0	0	0	0				
Pete Orr, L OBP: 0.276, SLG: 0.292										0	0	0	0	0	0	0				
58 Mike Hinckley, R OBP: 0.276, SLG: 0.292										0	0	0	0	0	0	0				
2 Roger Bernadina, L OBP: 0.276, SLG: 0.292										0	1	0	0	0	1	0				
38 Joel Hanrahan, R OBP: 0.276, SLG: 0.292										0	0	0	0	0	0	0				
Inning Stats	R: 2 E: 0 K: 0 S: 17	H: 3 LOB: 1 BB: 0 P: 24	R: 0 E: 0 K: 0 S: 9	H: 1 LOB: 0 BB: 0 P: 12	R: 1 E: 1 K: 0 S: 8	H: 1 LOB: 1 BB: 1 P: 14	R: 0 E: 0 K: 1 S: 10	H: 0 LOB: 0 BB: 0 P: 17	R: 1 E: 0 K: 1 S: 17	H: 3 LOB: 2 BB: 0 P: 26	R: 1 E: 0 K: 0 S: 12	H: 1 LOB: 2 BB: 2 P: 23	R: 0 E: 0 K: 0 S: 5	H: 1 LOB: 0 BB: 0 P: 8	R: 4 E: 0 K: 1 S: 17	H: 3 LOB: 1 BB: 2 P: 31	1B: 10 2B: 3 3B: 0 HR: 1	SF: 1 SAC: 2 DP: 2 HBP: 1	WP: 1 PB: 1 SB: 3 CS: 1	PA: 41
PITCHER	IP WLS BF H R ER SO BB IBB HBP BLK WP HR S P ERA WHIP	5.0 L 24 8 4 3 2 1 0 1 0 0 0 12 23 9.00 3.000	6.1 H 6 1 1 1 0 2 0 0 0 0 0 0 20 37 21.60 3.600	7.1 H 4 4 4 1 2 0 0 0 0 1 0 2 2 0.00 0.000	PITCHER															



Batter	1	2	3	4	5	6	7	8	9	AB R H RBI BB SO LOB	TOP																								
												Florida Marlins @ Washington Nationals Nationals Park, Washington, DC Thu Sep 25 2008, 7:10 PM EDT livebaseballscorecards.com																							
		AB 0 R 0 H 0 RBI 0 BB 0 SO 0 LOB 0																																	
																																			
Inning Stats											1B: 0 SF: 0 WP: 0 PA: 0 2B: 0 SAC: 0 FB: 0 3B: 0 DP: 0 SB: 0 HR: 0 HBP: 0 CS: 0																								
PITCHER	IP	WLS	BF	H	R	ER	SO	BB	IBB	HBP	BLK	WP	HR	S	P	ERA	WHIP	PITCHER	IP	WLS	BF	H	R	ER	SO	BB	IBB	HBP	BLK	WP	HR	S	P	ERA	WHIP

Batter	1	2	3	4	5	6	7	8	9	AB R H RBI BB SO LOB	BOTTOM																								
												Florida Marlins @ Washington Nationals Nationals Park, Washington, DC Thu Sep 25 2008, 7:10 PM EDT livebaseballscorecards.com																							
		AB 0 R 0 H 0 RBI 0 BB 0 SO 0 LOB 0																																	
																																			
Inning Stats											1B: 0 SF: 0 WP: 0 PA: 0 2B: 0 SAC: 0 FB: 0 3B: 0 DP: 0 SB: 0 HR: 0 HBP: 0 CS: 0																								
PITCHER	IP	WLS	BF	H	R	ER	SO	BB	IBB	HBP	BLK	WP	HR	S	P	ERA	WHIP	PITCHER	IP	WLS	BF	H	R	ER	SO	BB	IBB	HBP	BLK	WP	HR	S	P	ERA	WHIP

Batter	1	2	3	4	5	6	7	8	9	AB	R	H	RBI	BB	SO	LOB	TOP					
Emilio Bonifacio, S OBP: 0.300, SLG: 0.344	G4-3		G4-1		SF8		G6-3			3	0	1	1	0	0	0	Washington Nationals @ Philadelphia Phillies Citizens Bank Park, Philadelphia, PA Fri Sep 26 2008, 7:05 PM EDT Att: 44,145 - Drizzzie - 67 F					
15 Cristian Guzman, S OBP: 0.343, SLG: 0.439	G4-3		G4-1					1B		4	0	2	1	0	0	1						
85 Lastings Milledge, R OBP: 0.391, SLG: 0.463	G6-3		G4-3		F8			K		4	0	0	0	0	1	3						
34 Elijah Dukes, R OBP: 0.391, SLG: 0.485		G4-3		G6-3		G6-3		P5		3	1	0	0	1	0	1						
22 Willie Harris, L OBP: 0.344, SLG: 0.417		F8		G4-3		G4-3		G6-3		3	0	0	0	0	0	1						
Aaron Boone, R OBP: 0.301, SLG: 0.390										1	0	0	0	0	0	1						
Kory Casto, L OBP: 0.294, SLG: 0.308		G4-3		G6-3				K		4	1	1	1	0	1	1						
79 Luke Montz, R OBP: 0.318, SLG: 0.118								K		4	0	1	1	0	3	0						
Pete Orr, L OBP: 0.270, SLG: 0.296								G6-3		2	1	0	0	0	0	1						
12 Alberto Gonzalez, R OBP: 0.321, SLG: 0.371										2	0	0	0	0	1	0						
40 Collin Balester, R OBP: 0.294, SLG: 0.200										0	0	0	0	0	0	0						
57 Jason Bergmann, R OBP: 0.286, SLG: 0.248										1	0	0	0	0	0	0						
2 Roger Bernadina, L OBP: 0.286, SLG: 0.248										0	0	0	0	0	0	0						
Charlie Manning, L OBP: 0.286, SLG: 0.248										0	0	0	0	0	0	0						
50 Garrett Mock, S OBP: 0.286, SLG: 0.248										0	0	0	0	0	0	0						
6 Anderson Hernandez, S OBP: 0.286, SLG: 0.248										1	0	0	0	0	1	0						
58 Mike Hinckley, R OBP: 0.286, SLG: 0.248										0	0	0	0	0	0	0						
Jesus Colome, R OBP: 0.286, SLG: 0.248										0	0	0	0	0	0	0						
Inning Stats	R: 0 E: 0 K: 0 S: 7	H: 0 LOB: 0 BB: 0 P: 11	R: 1 E: 0 K: 0 S: 10	H: 1 LOB: 1 BB: 1 P: 16	R: 0 E: 0 K: 0 S: 10	H: 1 LOB: 1 BB: 0 P: 17	R: 0 E: 0 K: 0 S: 8	H: 0 LOB: 0 BB: 0 P: 10	R: 2 E: 1 K: 1 S: 16	H: 2 LOB: 1 BB: 0 P: 24	R: 1 E: 0 K: 1 S: 9	H: 1 LOB: 0 BB: 0 P: 11	R: 0 E: 0 K: 2 S: 9	H: 0 LOB: 0 BB: 0 P: 13	R: 0 E: 0 K: 1 S: 11	H: 1 LOB: 1 BB: 0 P: 17	R: 0 E: 0 K: 2 S: 9	H: 0 LOB: 0 BB: 0 P: 13	1B: 3 2B: 2 3B: 0 HR: 1	SF: 1 SAC: 0 DP: 0 HBP: 0	WP: 0 PB: 1 SB: 0 CS: 0	PA: 35
PITCHER	IP	WLS	BF	H	R	ER	SO	BB	IBB	HBP	BLK	WP	HR	S	P	ERA	WHIP					
56 Joe Blanton, R ERA: 4.69	6.0	W	25	5	4	1	2	1	0	0	0	0	1	60	89	1.50	1.000					
47 Scott Eyre, L ERA: 4.21	1.0	H	3	0	0	0	2	0	0	0	0	0	0	9	13	0.00	0.000					
46 Ryan Madson, R ERA: 2.98	0.2		3	1	0	0	1	0	0	0	0	0	0	7	10	0.00	1.500					
16 J.C. Romero, L ERA: 2.75	0.1		1	0	0	0	0	0	0	0	0	0	0	4	7	0.00	0.000					
54 Brad Lidge, R ERA: 1.84	1.0		3	0	0	0	2	0	0	0	0	0	0	9	13	0.00	0.000					

Batter	1	2	3	4	5	6	7	8	9	AB	R	H	RBI	BB	SO	LOB	BOTTOM				
11 Jimmy Rollins, S OBP: 0.350, SLG: 0.437	F8									2	1	1	0	3	0	0	Washington Nationals @ Philadelphia Phillies Citizens Bank Park, Philadelphia, PA Fri Sep 26 2008, 7:05 PM EDT Att: 44,145 - Drizzzie - 67 F				
28 Jayson Werth, R OBP: 0.363, SLG: 0.492										5	2	2	0	0	2	3					
26 Chase Utley, L OBP: 0.380, SLG: 0.537										4	3	3	3	0	0	1					
6 Ryan Howard, L OBP: 0.338, SLG: 0.544										4	1	2	4	0	2	1					
Pat Burrell, R OBP: 0.366, SLG: 0.507										3	0	0	0	1	0	1					
4 Eric Bruntlett, R OBP: 0.296, SLG: 0.291										0	0	0	0	0	0	0					
8 Shane Victorino, S OBP: 0.350, SLG: 0.445										4	0	1	0	0	0	2					
19 Greg Dobbs, L OBP: 0.333, SLG: 0.491										3	1	1	0	0	0	1					
7 Pedro Feliz, R OBP: 0.300, SLG: 0.400										1	0	0	0	0	0	1					
51 Carlos Ruiz, R OBP: 0.323, SLG: 0.303										3	0	0	0	1	0	1					
56 Joe Blanton, R ERA: 4.69	1.2	L	13	7	7	7	1	1	0	0	0	0	0	20	29	0.00	0.429				
57 Jason Bergmann, R ERA: 5.09	2.1		8	1	0	0	0	0	0	0	0	0	0	10	14	0.00	1.000				
Charlie Manning, L ERA: 5.14	1.0		4	1	0	0	1	0	0	0	0	0	0	7	13	0.00	1.000				
50 Garrett Mock, R ERA: 4.02	1.0		4	0	0	0	1	1	0	0	0	0	0	6	10	0.00	3.000				
12 Matt Stairs, L ERA: 3.95	0.2		4	1	1	0	1	1	0	0	0	0	0	6	10	0.00	3.000				
54 Brad Lidge, R ERA: 1.84	1.0		3	0	0	0	2	0	0	0	0	0	0	9	13	0.00	0.000				
Inning Stats	R: 3 E: 0 K: 0 S: 11	H: 3 LOB: 0 BB: 0 P: 20	R: 4 E: 0 K: 1 S: 17	H: 4 LOB: 1 BB: 1 P: 34	R: 0 E: 0 K: 0 S: 4	H: 0 LOB: 0 BB: 0 P: 6	R: 0 E: 0 K: 0 S: 14	H: 1 LOB: 1 BB: 0 P: 21	R: 0 E: 0 K: 1 S: 10	H: 0 LOB: 1 BB: 0 P: 14	R: 0 E: 0 K: 1 S: 7	H: 0 LOB: 1 BB: 1 P: 13	R: 1 E: 0 K: 1 S: 9	H: 1 LOB: 2 BB: 1 P: 14	R: 0 E: 0 K: 2 S: 17	H: 0 LOB: 1 BB: 2 P: 30	1B: 4 2B: 5 3B: 0 HR: 1	SF: 0 SAC: 0 DP: 0 HBP: 0	WP: 0 PB: 1 SB: 4 CS: 1	PA: 38	
PITCHER	IP	WLS	BF	H	R	ER	SO	BB	IBB	HBP	BLK	WP	HR	S	P	ERA	WHIP				
40 Collin Balester, R ERA: 5.51	1.1		8	1	0	0	0	0	0	0	0	0	0	20	29	0.00	0.429				
57 Jason Bergmann, R ERA: 5.09	2.1		8	1	0	0	0	0	0	0	0	0	0	10	14	0.00	1.000				
Charlie Manning, L ERA: 5.14	1.0		4	1	0	0	1	0	0	0	0	0	0	7	13	0.00	1.000				
50 Garrett Mock, R ERA: 4.02	1.0		4	0	0	0	1	1	0	0	0	0	0	6	10	0.00	3.000				
12 Matt Stairs, L ERA: 3.95	0.2		4	1	1	0	1	1	0	0	0	0	0	6	10	0.00	3.000				
54 Brad Lidge, R ERA: 1.84	1.0		3	0	0	0	2	0	0	0	0	0	0	9	13	0.00	0.000				

Batter	1	2	3	4	5	6	7	8	9	AB	R	H	RBI	BB	SO	LOB	TOP				
Emilio Bonifacio, S OBP: 0.296, SLG: 0.337										5	0	1	0	0	1	2	Washington Nationals @ Philadelphia Phillies Citizens Bank Park, Philadelphia, PA Sun Sep 28 2008, 1:35 PM EDT Att: 44,945 - Overcast - 73 F				
6 Anderson Hernandez, S OBP: 0.407, SLG: 0.363										3	1	2	0	1	0	0					
Kory Casto, L OBP: 0.297, SLG: 0.313										4	1	1	1	0	2	2					
Ryan Langerhans, L OBP: 0.280, SLG: 0.396										4	0	1	0	0	1	2					
12 Alberto Gonzalez, R OBP: 0.318, SLG: 0.366										4	0	1	1	0	0	3					
2 Roger Bernadina, L OBP: 0.294, SLG: 0.250										3	0	0	0	1	0	1					
79 Luke Montz, R OBP: 0.308, SLG: 0.286										4	1	1	1	0	1	2					
Pete Orr, L OBP: 0.282, SLG: 0.307										4	0	2	0	0	1	0					
Odalis Perez, L OBP: 0.151, SLG: 0.189										1	0	0	0	0	0	0					
39 Shairon Martis, R OBP: 0.330, SLG: 0.462										1	0	0	0	0	1	0					
85 Lastings Milledge, R OBP: 0.330, SLG: 0.462										1	0	0	0	0	1	1					
74 Marco Estrada, R OBP: 0.299, SLG: 0.384										0	0	0	0	0	0	0					
Aaron Boone, R OBP: 0.299, SLG: 0.384										1	0	0	0	0	0	2					
Inning Stats	R: 0 E: 0 K: 0 S: 5	H: 0 LOB: 0 BB: 0 P: 8	R: 0 E: 0 K: 0 S: 9	H: 0 LOB: 0 BB: 0 P: 15	R: 1 E: 0 K: 0 S: 6	H: 1 LOB: 0 BB: 0 P: 10	R: 2 E: 0 K: 1 S: 12	H: 3 LOB: 1 BB: 0 P: 20	R: 0 E: 0 K: 2 S: 11	H: 1 LOB: 1 BB: 0 P: 15	R: 0 E: 0 K: 1 S: 11	H: 1 LOB: 1 BB: 0 P: 18	R: 0 E: 0 K: 2 S: 14	H: 1 LOB: 2 BB: 1 P: 24	R: 0 E: 0 K: 0 S: 10	H: 1 LOB: 2 BB: 1 P: 17	1B: 6 2B: 2 3B: 0 HR: 1	SF: 0 SAC: 0 DP: 0 HBP: 0	WP: 0 PB: 0 SB: 0 CS: 1	PA: 38	
PITCHER	IP	WLS	BF	H	R	ER	SO	BB	IBB	HBP	BLK	WP	HR	S	P	ERA	WHIP				
38 Kyle Kendrick, R ERA: 5.49	4.0	W	16	4	3	3	1	0	0	0	0	0	1	32	53	6.75	1.000				
44 Les Wairond, L ERA: 6.1	2.0	H	7	2	0	0	4	0	0	0	0	0	0	19	26	0.00	1.000				
43 J.A. Happ, L ERA: 3.69	1.2	H	8	2	0	0	3	1	0	0	0	0	0	23	39	0.00	1.800				
57 Rudy Seanez, R ERA: 3.53	0.1	H	1	0	0	0	0	0	0	0	0	0	0	2	3	0.00	0.000				
55 Clay Condrey, R ERA: 3.29	1.0	H	5	1	0	0	0	1	0	0	0	0	0	10	17	0.00	2.000				

Batter	1	2	3	4	5	6	7	8	9	AB	R	H	RBI	BB	SO	LOB	BOTTOM				
So Taguchi, R OBP: 0.283, SLG: 0.297										5	1	3	3	0	0	0	Washington Nationals @ Philadelphia Phillies Citizens Bank Park, Philadelphia, PA Sun Sep 28 2008, 1:35 PM EDT Att: 44,945 - Overcast - 73 F				
4 Eric Bruntlett, R OBP: 0.297, SLG: 0.297										5	1	2	1	0	0	2					
9 Tadahito Iguchi, R OBP: 0.292, SLG: 0.306										5	0	2	0	0	0	2					
Geoff Jenkins, L OBP: 0.301, SLG: 0.392										4	0	1	0	0	1	1					
27 Chris Coste, R OBP: 0.325, SLG: 0.423										3	0	0	0	1	0	2					
24 Mike Cervenak, R OBP: 0.154, SLG: 0.154										4	0	0	0	0	2	2					
40 Greg Golson, R										4	1	0	0	0	3	1					
3 Lou Marson, R OBP: 0.500, SLG: 1.250										4	2	2	2	0	2	0					
38 Kyle Kendrick, R ERA: 5.49										1	0	0	0	0	0	0					
28 Jason Werth, R OBP: 0.300, SLG: 0.466										1	1	1	0	0	0	0					
44 Les Wairond, L ERA: 6.1										0	0	0	0	0	0	0					
6 Ryan Howard, L OBP: 0.341, SLG: 0.543										0	0	0	0	0	0	0					
43 J.A. Happ, L ERA: 3.69										0	0	0	0	0	0	0					
57 Rudy Seanez, R ERA: 3.53										0	0	0	0	0	0	0					
12 Matt Stairs, L OBP: 0.341, SLG: 0.499										1	1	1	0	0	0	0					
55 Clay Condrey, R ERA: 3.29										0	0	0	0	0	0	0					
Inning Stats	R: 1 E: 0 K: 1 S: 17	H: 2 LOB: 2 BB: 1 P: 27	R: 0 E: 0 K: 2 S: 8	H: 0 LOB: 0 BB: 0 P: 12	R: 0 E: 0 K: 0 S: 12	H: 2 LOB: 2 BB: 0 P: 17	R: 3 E: 1 K: 2 S: 22	H: 4 LOB: 1 BB: 0 P: 32	R: 0 E: 0 K: 1 S: 8	H: 0 LOB: 0 BB: 0 P: 11	R: 1 E: 0 K: 2 S: 14	H: 2 LOB: 1 BB: 0 P: 20	R: 0 E: 0 K: 0 S: 5	H: 0 LOB: 0 BB: 0 P: 9	R: 3 E: 1 K: 0 S: 14	H: 3 LOB: 1 BB: 0 P: 19	1B: 8 2B: 2 3B: 1 HR: 2	SF: 0 SAC: 0 DP: 0 HBP: 0	WP: 1 PB: 0 SB: 1 CS: 0	PA: 39	
PITCHER	IP	WLS	BF	H	R	ER	SO	BB	IBB	HBP	BLK	WP	HR	S	P	ERA	WHIP				
Odalis Perez, L ERA: 4.34	3.2	L	20	8	4	3	5	1	0	0	0	0	0	56	83	7.36	2.455				
39 Shairon Martis, R ERA: 5.66	2.1	H	9	2	1	1	3	0	0	0	0	0	0	25	36	3.86	0.857				
74 Marco Estrada, R ERA: 7.82	2.0	H	10	3	3	2	0	0	0	0	0	0	2	19	28	9.00	1.500				