

# Washington Nationals - 2009





Batter	1	2	3	4	5	6	7	8	9	AB	R	H	RBI	BB	SO	LOB	TOP										
39 Ramon Santiago, S OBP: 0.600, SLG: 0.500 72 Scott Sizemore, R (6.4)	G4-3		G1-6-3					F8		2	0	0	0	1	0	1	<p><b>Detroit Tigers @ Washington Nationals</b> Space Coast Stadium, Viera, FL</p> <p>Thu Feb 26 2009, 1:05 PM EST Attn: 2:931 - Partly Cloudy - 78 F</p> <p>livebaseballscores.com</p>										
9 Carlos Guillen, S (1.7) 60 Wilkin Ramirez, R (6.7)	K			K	L4			K		3	0	0	0	0	2	3											
30 Magglio Ordonez, R OBP: 0.333, SLG: 0.200 64 Alexis Gomez, L (6.9)	G4-3			K				F8		3	0	0	0	0	1	0											
24 Miguel Cabrera, R OBP: 0.167, SLG: 0.200 62 Don Kelly, L (6.3)		G6-3		G6-3				F9		3	0	0	0	0	0	0											
19 Jeff Larish, L (1.5) 26 Mike Hessman, R (6.5)										2	0	0	0	1	1	0											
25 Ryan Raburn, R (1.8) 27 Brent Clevlen, R (6.8)										1	1	0	0	1	0	1											
20 Matt Treanor, R (1.2) 73 Alex Avila, L (6.2)										2	0	0	0	0	1	2											
4 Adam Everett, R OBP: 0.250, SLG: 0.333 46 Michael Hollimon, S (6.6)										2	0	1	0	0	0	0											
34 Clete Thomas, L OBP: 0.333, SLG: 0.333 (1.10)										3	0	1	1	0	2	2											
<b>Inning Stats</b>	R: 0 E: 0 K: 1 S: 5	H: 0 LOB: 0 BB: 0 P: 5	R: 0 E: 0 K: 0 S: 3	H: 0 LOB: 1 BB: 1 P: 7	R: 0 E: 1 K: 1 S: 5	H: 0 LOB: 2 BB: 0 P: 5	R: 0 E: 0 K: 2 S: 7	H: 0 LOB: 0 BB: 0 P: 7	R: 1 E: 0 K: 2 S: 9	H: 2 LOB: 3 BB: 2 P: 17	R: 0 E: 0 K: 0 S: 3	H: 0 LOB: 0 BB: 0 P: 3	R: 0 E: 0 K: 1 S: 5	H: 0 LOB: 1 BB: 1 P: 9	R: 0 E: 0 K: 0 S: 3	H: 0 LOB: 0 BB: 0 P: 3		1B: 2 2B: 0 3B: 0 HR: 0	SF: 0 SAC: 0 DP: 1 HBP: 0	WP: 0 PB: 0 SB: 0 CS: 0	PA: 33						
<b>PITCHER</b>	IP	WLS	BF	H	R	ER	SO	BB	IBB	HBP	BLK	WP	HR	S	P	ERA	WHIP										
40 Collin Balester, R ERA: 3.1	2.0		7	0	0	0	3	1	0	0	0	0	0	8	12	0.00	0.500										
76 Jordan Zimmermann, R ERA: 9.0	2.0		6	0	0	0	1	0	0	0	0	0	0	12	12	0.00	0.000										
54 Michael O'Connor, L ERA: 9.0	1.0	W	7	2	1	1	2	2	0	0	0	0	0	9	17	9.00	4.000										
51 Terrell Young, R ERA: 8.1	2.0	H	7	0	0	0	1	1	0	0	0	0	0	8	12	0.00	0.500										
75 Wilfredo Ledezma, L ERA: 8.1	1.0	H	3	0	0	0	1	0	0	0	0	0	0	5	5	0.00	0.000										
43 Jesus Colome, R ERA: 9.1	1.0	S	3	0	0	0	0	0	0	0	0	0	0	3	3	0.00	0.000										

Batter	1	2	3	4	5	6	7	8	9	AB	R	H	RBI	BB	SO	LOB	BOTTOM										
24 Nick Johnson, L (1.3) 80 Chris Marrero, R OBP: 0.500, SLG: 0.500 (4.3)	F7		G4-3					G6-3		2	0	0	0	0	0	1	<p><b>Detroit Tigers @ Washington Nationals</b> Space Coast Stadium, Viera, FL</p> <p>Thu Feb 26 2009, 1:05 PM EST Attn: 2:931 - Partly Cloudy - 78 F</p> <p>livebaseballscores.com</p>										
34 Elijah Dukes, R (1.9) 30 Justin Maxwell, R (4.9)	K							G5-3		1	0	0	0	1	1	0											
11 Ryan Zimmerman, R (1.5) 8 Jose Castillo, R OBP: 0.333, SLG: 0.333 (5.5)	F9		FC5-2-5					F7		2	0	0	0	0	0	2											
44 Adam Dunn, L (1.10) 21 Dmitri Young, S (6, PH) (7.10) 62 Jorge Padilla, R (8, PR) (9.10)		G5-3		P6-8						2	0	0	0	0	0	2											
16 Josh Willingham, R (1.7) 28 Leonard Davis, L (5.7) 22 Willie Harris, L (9.7)										0	0	0	0	1	0	0											
4 Corey Patterson, L (1.8) 2 Roger Bernadina, L OBP: 0.200, SLG: 0.400 (6.8)										0	0	0	0	0	0	0											
65 Ian Desmond, R (1.6) 1 Freddie Bynum, L (6.6) (8.4)										1	0	0	0	1	0	0											
7 Pete Orr, L OBP: 0.600, SLG: 0.600 12 Alberto Gonzalez, R OBP: 1.000, SLG: 1.000 (6.6)										2	0	0	0	0	0	3											
23 Wil Nieves, R OBP: 0.500, SLG: 1.000 79 Luke Montz, R (6.2) 70 Javi Herrera, R (9.2)										2	0	1	1	0	0	1											
<b>Inning Stats</b>	R: 0 E: 0 K: 1 S: 5	H: 0 LOB: 0 BB: 0 P: 5	R: 0 E: 0 K: 2 S: 7	H: 0 LOB: 1 BB: 1 P: 11	R: 1 E: 0 K: 0 S: 5	H: 2 LOB: 2 BB: 1 P: 9	R: 0 E: 0 K: 0 S: 3	H: 0 LOB: 0 BB: 0 P: 3	R: 1 E: 0 K: 2 S: 9	H: 2 LOB: 1 BB: 0 P: 9	R: 0 E: 0 K: 0 S: 3	H: 0 LOB: 0 BB: 0 P: 3	R: 0 E: 0 K: 1 S: 5	H: 0 LOB: 1 BB: 1 P: 9	R: 0 E: 0 K: 0 S: 3	H: 0 LOB: 0 BB: 0 P: 3		1B: 3 2B: 1 3B: 0 HR: 0	SF: 0 SAC: 0 DP: 0 HBP: 1	WP: 0 PB: 0 SB: 0 CS: 0	PA: 33						
<b>PITCHER</b>	IP	WLS	BF	H	R	ER	SO	BB	IBB	HBP	BLK	WP	HR	S	P	ERA	WHIP										
36 Edwin Jackson, R ERA: 4.5	2.0		9	2	1	1	0	1	0	0	0	0	0	8	12	4.50	1.500										
29 Nate Robertson, L ERA: 9.0	1.0	L	5	2	1	1	2	0	0	0	0	0	0	9	9	9.00	2.000										
48 Rick Porcello, R ERA: 9.0	1.0		5	0	0	0	0	1	0	1	0	0	0	3	8	0.00	1.000										
54 Joel Zumaya, R ERA: 7.1	1.0		3	0	0	0	0	0	0	0	0	0	0	3	3	0.00	0.000										
43 Macay McBride, L ERA: 8.1	1.0		4	0	0	0	1	1	0	0	0	0	0	5	9	0.00	1.000										





Batter	1	2	3	4	5	6	7	8	9	AB	R	H	RBI	BB	SO	LOB	TOP										
3 Kazuo Matsui, S (1, 10)										3	0	0	0	0	0	0	<b>Houston Astros @ Washington Nationals</b> Space Coast Stadium, Viera, FL Fri Feb 27 2009, 1:05 PM EST Att: 1,875 - Partly Cloudy - 78 F										
31 David Newhan, L (9, PH) OBP: 0.400, SLG: 0.250										1	0	0	0	0	1	0											
21 Michael Bourn, L (1, 8) OBP: 0.333, SLG: 0.400										2	0	0	0	1	0	0											
20 Brian Bogusevic, L (6, 8)										1	0	0	0	0	0	0											
9 Hunter Pence, R (1, 9)										1	0	0	0	2	0	0											
30 Yordany Ramirez, R (6, 9)										1	0	0	0	0	1	0											
27 Geoff Blum, S (1, 5) OBP: 0.200, SLG: 0.200										3	0	1	0	0	0	3											
65 Chris Johnson, R (7, PR) OBP: 0.600, SLG: 1.750										0	0	0	0	0	0	0											
8 Aaron Boone, R (1, 3)										3	0	0	0	0	0	3											
19 Mark Saccomanno, R (7, 3) OBP: 0.250, SLG: 0.750										0	0	0	0	0	0	0											
58 Drew Sutton, S (1, 4) OBP: 0.500, SLG: 0.500										3	0	1	0	0	1	3											
89 Jason Smith, L (7, 4) OBP: 0.333, SLG: 1.000										0	0	0	0	0	0	0											
Reggie Abercrombie, R (1, 7) OBP: 0.333, SLG: 0.833										3	0	0	0	0	0	1											
59 Lou Palmisano, R (1, 2)										2	0	0	0	0	0	0											
71 Jason Castro, L (6, 2)										1	0	0	0	0	0	0											
67 Tommy Manzell, R (1, 6) OBP: 0.333, SLG: 0.333										2	0	0	0	0	1	0											
23 Edwin Maysonet, R (7, 6)										1	0	0	0	0	1	0											
<b>Inning Stats</b>	R: 0 E: 0 K: 0 S: 3	H: 0 LOB: 1 BB: 1 P: 8	R: 0 E: 0 K: 0 S: 3	H: 1 LOB: 0 BB: 0 P: 3	R: 0 E: 0 K: 0 S: 3	H: 0 LOB: 0 BB: 0 P: 3	R: 0 E: 0 K: 1 S: 5	H: 0 LOB: 2 BB: 2 P: 13	R: 0 E: 0 K: 1 S: 5	H: 0 LOB: 0 BB: 0 P: 5	R: 0 E: 0 K: 0 S: 3	H: 1 LOB: 1 BB: 0 P: 3	R: 0 E: 0 K: 1 S: 5	H: 0 LOB: 0 BB: 0 P: 5	R: 0 E: 0 K: 2 S: 7	H: 0 LOB: 0 BB: 0 P: 7	1B: 2 2B: 0 3B: 0 HR: 0	SF: 0 SAC: 0 DP: 2 HBP: 0	WP: 0 PB: 0 SB: 2 CS: 0	PA: 30							
<b>PITCHER</b>	IP	WLS	BF	H	R	ER	SO	BB	IBB	HBP	BLK	WP	HR	S	P	ERA	WHIP										
Shawn Hill, R (1, 1) ERA: 0.00	1.0	0	4	0	0	0	0	1	0	0	0	0	0	3	8	0.00	1.000										
71 Gustavo Chacin, L (2, 1) ERA: 0.00	2.0	W	6	1	0	0	0	0	0	0	0	0	0	6	6	0.00	0.500										
74 Marco Estrada, R (4, 1) ERA: 0.00	2.0	H	8	0	0	0	2	2	0	0	0	0	0	10	18	0.00	1.000										
57 Jason Bergmann, R (6, 1) ERA: 0.00	2.0	H	6	1	0	0	0	0	0	0	0	0	0	6	6	0.00	0.500										
52 Saul Rivera, R (8, 1) ERA: 0.00	1.0	H	3	0	0	0	1	0	0	0	0	0	0	5	5	0.00	0.000										

Batter	1	2	3	4	5	6	7	8	9	AB	R	H	RBI	BB	SO	LOB	BOTTOM										
15 Cristian Guzman, S (1, 6) OBP: 0.500, SLG: 1.000										2	0	1	1	0	0	0	<b>Houston Astros @ Washington Nationals</b> Space Coast Stadium, Viera, FL Fri Feb 27 2009, 1:05 PM EST Att: 1,875 - Partly Cloudy - 78 F										
12 Alberto Gonzalez, R (4, 6) OBP: 0.750, SLG: 0.750										2	0	1	0	0	0	0											
85 Lastings Milledge, R (1, 8) OBP: 0.250, SLG: 0.250										3	0	0	0	0	0	2											
30 Justin Maxwell, R (6, 8) OBP: 0.250, SLG: 0.250										1	0	1	0	0	0	0											
11 Ryan Zimmerman, R (1, 5) OBP: 0.250, SLG: 0.250										2	0	1	0	0	0	0											
56 Joel Guzman, R (5, 5)										2	0	0	0	0	0	1											
44 Adam Dunn, L (1, 3) OBP: 0.500, SLG: 0.500										1	0	0	0	1	0	0											
24 Nick Johnson, L (5, 3)										2	0	0	0	0	1	1											
34 Elijah Dukes, R (1, 9) OBP: 0.500, SLG: 0.333										2	0	1	0	0	0	2											
29 Ryan Langerhans, L (6, 9)										1	0	0	0	0	1	0											
16 Josh Willingham, R (1, 7) OBP: 0.500, SLG: 0.333										2	1	1	0	0	0	1											
28 Leonard Davis, L (6, 7)										1	0	0	0	0	1	0											
4 Corey Patterson, L (9, 8)										0	0	0	0	0	0	0											
21 Dmitri Young, S (1, 10)										2	0	0	0	0	0	1											
Wily Mo Peña, R (7, PH) OBP: 0.250, SLG: 0.250										1	0	0	0	0	1	0											
10 Ronnie Belliard, R (1, 4)										2	0	0	0	0	1	1											
22 Willie Harris, L (5, 4)										0	0	0	0	1	0	0											
3 Jesus Flores, R (1, 2) OBP: 0.250, SLG: 0.500										2	1	1	1	0	0	0											
73 Gustavo Molina, R (6, 2)										1	0	0	0	0	1	1											
23 Wil Nieves, R (9, 2) OBP: 0.500, SLG: 1.000										0	0	0	0	0	0	0											
<b>Inning Stats</b>	R: 0 E: 0 K: 0 S: 4	H: 1 LOB: 2 BB: 1 P: 8	R: 2 E: 0 K: 0 S: 6	H: 3 LOB: 1 BB: 0 P: 6	R: 0 E: 0 K: 0 S: 4	H: 1 LOB: 1 BB: 0 P: 4	R: 0 E: 0 K: 1 S: 5	H: 0 LOB: 0 BB: 0 P: 5	R: 0 E: 0 K: 2 S: 7	H: 0 LOB: 0 BB: 0 P: 7	R: 0 E: 0 K: 2 S: 6	H: 0 LOB: 1 BB: 1 P: 10	R: 0 E: 0 K: 1 S: 6	H: 1 LOB: 1 BB: 0 P: 6	1B: 5 2B: 2 3B: 0 HR: 0	SF: 0 SAC: 0 DP: 1 HBP: 0	WP: 0 PB: 0 SB: 0 CS: 1	PA: 31									
<b>PITCHER</b>	IP	WLS	BF	H	R	ER	SO	BB	IBB	HBP	BLK	WP	HR	S	P	ERA	WHIP										
51 Wandy Rodriguez, L (1, 1) ERA: 9.00	2.0	L	11	4	2	2	0	1	0	0	0	0	0	9	9	9.00	2.500										
56 Jose Capellan, R (3, 1) ERA: 0.00	2.0	7	1	0	0	1	0	0	0	0	0	0	0	9	9	0.00	0.500										
53 Wesley Wright, L (5, 1) ERA: 0.00	1.0	3	1	0	0	0	0	0	0	0	0	0	0	3	3	0.00	1.000										
69 Bud Norris, R (6, 1) ERA: 0.00	1.0	3	0	0	0	2	0	0	0	0	0	0	0	7	7	0.00	0.000										
62 Tyler Lumsden, L (7, 1) ERA: 0.00	1.0	3	0	0	0	2	1	0	0	0	0	0	0	6	10	0.00	1.000										
<b>PITCHER</b>	IP	WLS	BF	H	R	ER	SO	BB	IBB	HBP	BLK	WP	HR	S	P	ERA	WHIP										
54 Chad Paronto, R (8, 1) ERA: 0.00	1.0	0	4	1	0	0	1	0	0	0	0	0	0	6	6	0.00	1.000										

AB	27
R	0
H	2
RBI	0
BB	3
SO	5
LOB	10



AB	29
R	2
H	7
RBI	2
BB	2
SO	6
LOB	10





Batter	1	2	3	4	5	6	7	8	9	AB	R	H	RBI	BB	SO	LOB	TOP					
22 Willie Harris, L OBP: 0.500, SLG: 0.250 2 Roger Bernadina, L OBP: 0.167, SLG: 0.333	G4-3		K			27 BB 1B		F8		3	0	1	0	0	1	0						
85 Lastings Milledge, R	HBP			G3		K			27 BB 28 G3-1 BB	2	1	0	0	1	1	1						
27 Kory Casto, L OBP: 0.400, SLG: 0.500	F8			K					28 G3-1 79 1B	3	1	1	0	1	1	1						
4 Corey Patterson, L 28 Leonard Davis, L	F8			G3					G3-1	3	0	0	0	0	1	3						
30 Justin Maxwell, R OBP: 0.500, SLG: 0.333		F8							79 G6-4-3 BB	2	0	1	0	2	0	0						
3 Jesus Flores, R OBP: 0.167, SLG: 0.333 79 Luke Montz, R OBP: 0.333, SLG: 0.333		G5-3				F8			8 G1-4-3 1B	2	0	0	0	0	0	1						
8 Jose Castillo, R OBP: 0.143, SLG: 0.143		G5-3				F9			1-2 3-H	4	0	0	0	0	0	3						
80 Chris Marrero, R OBP: 0.286, SLG: 0.286			K			K				3	0	0	0	0	3	1						
12 Alberto Gonzalez, R OBP: 0.500, SLG: 0.500 65 Ian Desmond, R			K			G5-3				2	0	0	0	0	1	0						
<b>Inning Stats</b>	R: 0 E: 0 K: 0 S: 3	H: 0 LOB: 1 BB: 0 P: 4	R: 0 E: 0 K: 0 S: 3	H: 0 LOB: 0 BB: 0 P: 3	R: 0 E: 0 K: 3 S: 9	H: 0 LOB: 0 BB: 0 P: 9	R: 0 E: 0 K: 1 S: 5	H: 0 LOB: 0 BB: 0 P: 5	R: 0 E: 0 K: 1 S: 6	H: 1 LOB: 1 BB: 0 P: 6	R: 0 E: 0 K: 2 S: 8	H: 1 LOB: 2 BB: 1 P: 12	R: 0 E: 0 K: 0 S: 2	H: 0 LOB: 0 BB: 1 P: 6	R: 0 E: 0 K: 2 S: 7	H: 0 LOB: 0 BB: 0 P: 7	R: 2 E: 0 K: 0 S: 4	H: 2 LOB: 1 BB: 2 P: 12	1B: 3 2B: 1 3B: 0 HR: 0	SF: 0 SAC: 0 DP: 2 HBP: 1	WP: 0 PB: 0 SB: 0 CS: 0	PA: 34
<b>PITCHER</b>	IP	WLS	BF	H	R	ER	SO	BB	IBB	HBP	BLK	WP	HR	S	P	ERA	WHIP					
29 Chris Carpenter, R ERA: 0.000	2.0	W	7	0	0	0	0	0	0	0	0	0	0	6	7	0.00	0.000					
31 Ryan Franklin, R ERA: 0.000	3.0	H	10	1	0	0	5	0	0	0	0	0	0	20	20	0.00	0.333					
91 Kat Maekawa, L ERA: 0.000	2.0		8	1	0	0	2	2	0	0	0	0	0	10	18	0.00	1.500					
72 Fernando Salas, R ERA: 8.1	1.1		8	2	2	2	2	2	0	0	0	0	0	10	18	13.50	3.000					
56 Charlie Manning, L ERA: 0.000	0.2		1	0	0	0	0	0	0	0	0	0	0	1	1	0.00	0.000					

Washington Nationals @ St. Louis Cardinals  
Roger Dean Stadium, Jupiter, FL  
Sat Feb 28 2009, 1:05 PM EST  
Att: 3,899 - Partly Cloudy - 75 F

AB	29
R	2
H	4
RBI	2
BB	4
SO	9
LOB	12



Batter	1	2	3	4	5	6	7	8	9	AB	R	H	RBI	BB	SO	LOB	BOTTOM					
55 Skip Schumaker, L OBP: 0.545, SLG: 0.556 65 Joe Thurston, L OBP: 0.143, SLG: 0.571	4 1B 5 1B 2B	G5-3		24 F9 4 G1-3 BB	1-2 BB		G1-3			2	1	1	0	2	0	1						
4 Yadier Molina, R OBP: 0.400, SLG: 0.375 21 Jason LaRue, R OBP: 0.200, SLG: 0.200	5 1B 2-3 1B		24 BB 47 2B BB	G1-3	F7		E6	28 G3-6		3	1	1	0	1	0	3						
5 Albert Pujols, R OBP: 0.900, SLG: 0.750 28 Colby Rasmus, L OBP: 0.313, SLG: 0.231	2-3 1B		24 BB 47 2B BB	47 CI HBP		24 BB 16 SF9 BB	G3-6			1	1	1	1	2	0	0						
24 Rick Ankiel, L OBP: 0.583, SLG: 0.556 61 Nick Stavinoha, R OBP: 0.500, SLG: 0.500	G3		47 2B 62 SF8 BB	F9		67 1B 62 3B 1B		G5-3		3	1	1	0	1	0	3						
47 Ryan Ludwick, R OBP: 0.333, SLG: 0.286 86 Allen Craig, R OBP: 0.667, SLG: 0.600	P4		1-3 2-H 3-H 2B	CI		K		23 G5-3 67 2B BB		3	0	1	2	0	1	3						
16 Chris Duncan, L OBP: 0.231, SLG: 0.100 23 Brian Barden, R OBP: 0.500, SLG: 0.400		G3-1		F9		SF9		G5-3		2	0	0	1	1	0	3						
3 Khamil Greene, R OBP: 0.222, SLG: 0.125 67 Tyler Greene, R OBP: 0.500, SLG: 0.600		G6-3		F8		F7		62 3B 1B		3	0	0	0	0	3							
62 Joe Mather, R OBP: 0.182, SLG: 0.333		E5		SF8		K		F7		4	1	1	3	0	1	1						
8B Jon Jay, L OBP: 0.417, SLG: 0.636 84 Brett Wallace, L			3-H 0-0 3B	F7		E6		55 BB K		3	0	1	1	0	0	2						
<b>Inning Stats</b>	R: 1 E: 0 K: 0 S: 5	H: 3 LOB: 1 BB: 0 P: 5	R: 1 E: 1 K: 0 S: 5	H: 1 LOB: 1 BB: 0 P: 5	R: 3 E: 0 K: 0 S: 4	H: 1 LOB: 2 BB: 4 P: 20	R: 0 E: 1 K: 0 S: 4	H: 0 LOB: 3 BB: 1 P: 9	R: 0 E: 1 K: 1 S: 6	H: 0 LOB: 2 BB: 1 P: 10	R: 3 E: 0 K: 2 S: 10	H: 3 LOB: 2 BB: 1 P: 14	R: 0 E: 1 K: 0 S: 3	H: 0 LOB: 0 BB: 0 P: 3	R: 1 E: 0 K: 0 S: 4	H: 1 LOB: 1 BB: 1 P: 8	1B: 4 2B: 3 3B: 2 HR: 0	SF: 2 SAC: 0 DP: 1 HBP: 1	WP: 0 PB: 0 SB: 0 CS: 0	PA: 44		
<b>PITCHER</b>	IP	WLS	BF	H	R	ER	SO	BB	IBB	HBP	BLK	WP	HR	S	P	ERA	WHIP					
45 Daniel Cabrera, R ERA: 4.5	2.0	L	10	4	2	1	0	0	0	0	0	0	0	1	17	∞	∞					
48 Ross Detwiler, L ERA: 0.000	0.0		5	1	3	3	0	4	0	0	0	0	0	1	17	∞	∞					
64 Luis Atlanio, R ERA: 0.000	2.0		9	0	0	0	0	1	0	1	0	0	0	7	12	0.00	0.500					
35 Ryan Wagner, R ERA: 0.000	1.0		5	0	0	0	1	1	0	0	0	0	0	6	10	0.00	1.000					
59 Steven Shell, R ERA: 18.0	1.0		7	3	3	3	2	1	0	0	0	0	0	10	14	27.00	4.000					
<b>PITCHER</b>	IP	WLS	BF	H	R	ER	SO	BB	IBB	HBP	BLK	WP	HR	S	P	ERA	WHIP					
58 Mike Hincckley, L ERA: 13.5	1.0		3	0	0	0	0	0	0	0	0	0	0	3	3	0.00	0.000					
54 Michael O'Connor, L ERA: 9.0	1.0		5	1	1	1	0	1	0	0	0	0	0	4	8	9.00	2.000					

Washington Nationals @ St. Louis Cardinals  
Roger Dean Stadium, Jupiter, FL  
Sat Feb 28 2009, 1:05 PM EST  
Att: 3,899 - Partly Cloudy - 75 F

AB	32
R	9
H	9
RBI	9
BB	8
SO	3
LOB	23





Batter	1	2	3	4	5	6	7	8	9	AB	R	H	RBI	BB	SO	LOB	TOP						
18 Felix Pie, L OBP: 0.571, SLG: 0.400 60 Nolan Reimold, R OBP: 0.364, SLG: 0.600 (6, PH)										2	2	1	0	1	1	0	<p><b>Baltimore Orioles @ Washington Nationals</b> Space Coast Stadium, Viera, FL</p> <p>Sun Mar 01 2009, 1:05 PM EST Att: 2,635 - Cloudy - 57 F</p> <p>livebaseballscorecards.com</p>						
2 Ryan Freel, R OBP: 0.273, SLG: 0.300 (1, 6)										5	1	0	0	0	0	2							
30 Luke Scott, L OBP: 0.556, SLG: 0.750 65 Jose Reyes, S OBP: 1.000, SLG: 1.000 (7, PH)										3	0	3	2	0	0	0							
66 Adam Donachie, R OBP: 0.500, SLG: 1.000 (9, PH)										0	0	0	1	0	0	0							
16 Oscar Salazar, R OBP: 0.167, SLG: 0.167 72 Brandon Snyder, R OBP: 1.000, SLG: 1.333 (7, 3)										3	0	0	0	0	1	3							
26 Scott Moore, L OBP: 0.455, SLG: 0.900 (1, 5)										4	1	1	0	1	1	4							
15 Matt Wieters, S OBP: 0.500, SLG: 1.000 24 Guillermo Quiroz, R (7, 2)										3	1	2	2	0	0	1							
77 Justin Christian, R OBP: 0.143, SLG: 0.143 82 Jolbert Cabrera, R OBP: 0.143, SLG: 0.143 (7, 6)										1	0	0	0	0	0	0							
12 Luis Montanez, R OBP: 0.333, SLG: 0.300 (1, 9)										3	1	0	0	1	1	2							
83 Justin Turner, R OBP: 0.222, SLG: 0.667 13 Donnie Murphy, R OBP: 0.143, SLG: 0.143 (6, 4)										2	1	1	2	0	0	0							
<b>Inning Stats</b>	R: 0 E: 0 K: 2 S: 8	H: 1 LOB: 1 BB: 0 P: 8	R: 0 E: 0 K: 0 S: 3	H: 1 LOB: 0 BB: 0 P: 3	R: 3 E: 0 K: 0 S: 7	H: 2 LOB: 1 BB: 2 P: 18	R: 0 E: 0 K: 0 S: 3	H: 1 LOB: 0 BB: 0 P: 3	R: 1 E: 0 K: 0 S: 5	H: 2 LOB: 1 BB: 0 P: 5	R: 2 E: 0 K: 2 S: 9	H: 2 LOB: 1 BB: 1 P: 14	R: 0 E: 0 K: 1 S: 6	H: 1 LOB: 2 BB: 1 P: 10	R: 0 E: 0 K: 0 S: 3	H: 0 LOB: 0 BB: 0 P: 3	R: 1 E: 1 K: 0 S: 5	H: 1 LOB: 1 BB: 0 P: 7	1B: 5 2B: 4 3B: 1 HR: 2	SF: 1 SAC: 0 DP: 2 HBP: 0	WP: 0 PB: 0 SB: 3 CS: 0	PA: 41	
<b>PITCHER</b>	IP: 2.0 WLS: 7 BF: 7 ERA: 0.00	WLS: 7 BF: 2 ERA: 0.00	H: 2 R: 0 ER: 0 SO: 2	R: 3 ER: 0 SO: 2	BB: 0 IBB: 0 HBP: 0 BLK: 0	IP: 1.0 WLS: 3 BF: 3 ERA: 0.00	WLS: 3 BF: 0 ERA: 0.00	H: 0 R: 0 ER: 0 SO: 0	R: 0 ER: 0 SO: 0	BB: 0 IBB: 0 HBP: 0 BLK: 0	IP: 1.0 WLS: 5 BF: 1 ERA: 0.00	WLS: 1 BF: 1 ERA: 0.00	H: 1 R: 1 ER: 0 SO: 0	R: 0 ER: 0 SO: 0	BB: 0 IBB: 0 HBP: 0 BLK: 0	WP: 0 HR: 0 S: 3 P: 7	ERA: 0.00 WHIP: 0.000	ERA: 0.00 WHIP: 1.000					

Batter	1	2	3	4	5	6	7	8	9	AB	R	H	RBI	BB	SO	LOB	BOTTOM						
15 Cristian Guzman, S OBP: 0.400, SLG: 0.600 12 Alberto Gonzalez, R OBP: 0.652, SLG: 0.931 (6, 6)										3	0	1	0	0	0	0	<p><b>Baltimore Orioles @ Washington Nationals</b> Space Coast Stadium, Viera, FL</p> <p>Sun Mar 01 2009, 1:05 PM EST Att: 2,635 - Cloudy - 57 F</p> <p>livebaseballscorecards.com</p>						
24 Nick Johnson, L OBP: 0.286, SLG: 0.667 67 Brad Eldred, R OBP: 0.250, SLG: 0.250 (1, 3)										2	1	1	1	1	1	1							
11 Ryan Zimmerman, R OBP: 0.143, SLG: 0.143 56 Joel Guzman, R OBP: 0.167, SLG: 0.200 (1, 5)										3	0	0	0	0	1	2							
44 Adam Dunn, L OBP: 0.429, SLG: 0.400 29 Ryan Langerhans, L (6, PR)										2	0	1	0	1	0	0							
34 Elijah Dukes, R OBP: 0.429, SLG: 0.333 62 Jorge Padilla, R OBP: 0.400, SLG: 0.250 (7, 9)										3	0	1	0	0	1	2							
16 Josh Willingham, R OBP: 0.333, SLG: 0.200 21 Dmitri Young, S (6, PH)										2	0	0	0	0	1	0							
28 Leonard Davis, L OBP: 0.400, SLG: 0.250 (9, PH)										1	0	1	1	0	0	0							
22 Willie Harris, L OBP: 0.500, SLG: 0.200 8 Jose Castillo, R OBP: 0.300, SLG: 0.222 (6, PH)										1	0	0	0	1	0	0							
23 Wil Nieves, R OBP: 0.250, SLG: 0.500 17 Javier Valentin, S (7, 2)										2	0	0	0	0	0	1							
30 Justin Maxwell, R OBP: 0.417, SLG: 0.300 (1, 8)										4	1	1	0	0	1	1							
<b>Inning Stats</b>	R: 0 E: 0 K: 2 S: 9	H: 2 LOB: 2 BB: 0 P: 9	R: 0 E: 1 K: 1 S: 6	H: 0 LOB: 1 BB: 0 P: 6	R: 1 E: 0 K: 0 S: 6	H: 1 LOB: 0 BB: 0 P: 7	R: 0 E: 0 K: 1 S: 5	H: 0 LOB: 1 BB: 1 P: 9	R: 0 E: 0 K: 0 S: 3	H: 0 LOB: 1 BB: 1 P: 8	R: 0 E: 0 K: 0 S: 3	H: 1 LOB: 2 BB: 1 P: 11	R: 2 E: 0 K: 1 S: 8	H: 3 LOB: 2 BB: 1 P: 12	R: 0 E: 0 K: 2 S: 7	H: 0 LOB: 0 BB: 0 P: 7	R: 2 E: 0 K: 0 S: 7	H: 4 LOB: 3 BB: 1 P: 11	1B: 9 2B: 1 3B: 0 HR: 1	SF: 1 SAC: 0 DP: 1 HBP: 0	WP: 1 PB: 0 SB: 0 CS: 0	PA: 44	
<b>PITCHER</b>	IP: 3.0 WLS: 8 BF: 13 ERA: 13.5	WLS: 8 BF: 0 ERA: 0.00	H: 0 R: 0 ER: 0 SO: 1	R: 0 ER: 0 SO: 1	BB: 2 IBB: 0 HBP: 0 BLK: 0	IP: 0.1 WLS: 4 BF: 2 ERA: 9.0	WLS: 4 BF: 2 ERA: 9.0	H: 2 R: 2 ER: 2 SO: 0	R: 0 ER: 0 SO: 0	BB: 1 IBB: 0 HBP: 0 BLK: 0	IP: 0.2 WLS: S BF: 4 ERA: 3.35	WLS: S BF: 2 ERA: 0.00	H: 0 R: 0 ER: 0 SO: 0	R: 0 ER: 0 SO: 0	BB: 0 IBB: 0 HBP: 0 BLK: 0	WP: 0 HR: 0 S: 4 P: 4	ERA: 54.00 WHIP: 9.000	ERA: 0.00 WHIP: 3.000					







Batter	1	2	3	4	5	6	7	8	9	AB	R	H	RBI	BB	SO	LOB	TOP										
16 Angel Pagán, S OBP: 0.578, SLG: 0.467										4	0	1	0	0	2	0	<p><b>New York Mets @ Washington Nationals</b> Space Coast Stadium, Viera, FL</p> <p>Wed Mar 04 2009, 1:05 PM EST Att: 3,242 - Partly Cloudy - 64 F</p> <p>livebaseballscorecards.com</p> <p>AB 31 R 4 H 5 RBI 4 BB 1 SO 8 LOB 2</p>										
28 Daniel Murphy, L OBP: 0.320, SLG: 0.261										4	0	0	0	0	2												
6 Nick Evans, R OBP: 0.438, SLG: 0.308										4	0	0	0	2	0												
19 Ryan Church, L OBP: 0.421, SLG: 0.529										3	0	0	0	2	0												
26 Rob Mackowiak, L OBP: 0.400, SLG: 0.250										1	0	0	0	1	0												
17 Fernando Tatis, R OBP: 0.200, SLG: 0.800										3	1	1	1	0	0												
36 Darren O'Day, R										0	0	0	0	0	0												
Duaner Sanchez, R										0	0	0	0	0	0												
18 Jeremy Reed, L OBP: 0.500, SLG: 0.600										1	0	0	0	0	0												
34 Mike Pelfrey, R										1	0	0	0	0	0												
61 Livan Hernandez, R OBP: 0.500, SLG: 0.500										1	1	1	0	0	0												
9 Marlon Anderson, L OBP: 0.250, SLG: 0.500										1	0	0	0	0	0												
99 Jose Valentin, S OBP: 0.308, SLG: 0.333										3	1	1	0	0	1												
11 Ramon Castro, R OBP: 0.286, SLG: 1.143										2	1	1	3	0	0												
77 René Rivera, R OBP: 0.333, SLG: 0.333										1	0	0	0	0	0												
10 Andy Green, R OBP: 0.357, SLG: 0.182										2	0	0	0	1	0												
<b>Inning Stats</b>	R: 0 E: 2 K: 2 S: 7	H: 0 LOB: 0 BB: 0 P: 7	R: 0 E: 0 K: 1 S: 5	H: 0 LOB: 0 BB: 0 P: 5	R: 0 E: 0 K: 0 S: 3	H: 0 LOB: 0 BB: 0 P: 3	R: 0 E: 0 K: 1 S: 5	H: 0 LOB: 0 BB: 0 P: 5	R: 4 E: 0 K: 1 S: 10	H: 5 LOB: 1 BB: 1 P: 17	R: 0 E: 0 K: 0 S: 3	H: 0 LOB: 0 BB: 0 P: 3	R: 0 E: 0 K: 1 S: 5	H: 0 LOB: 0 BB: 0 P: 5	R: 0 E: 0 K: 0 S: 3	H: 0 LOB: 0 BB: 0 P: 3	R: 0 E: 0 K: 2 S: 7	H: 0 LOB: 0 BB: 0 P: 7	1B: 3 2B: 0 3B: 0 HR: 2	SF: 0 SAC: 0 DP: 0 HBP: 0	WP: 0 PB: 0 SB: 0 CS: 0	PA: 32					
<b>PITCHER</b>	IP	WLS	BF	H	R	ER	SO	BB	IBB	HBP	BLK	WP	HR	S	P	ERA	WHIP										
76 Jordan Zimmermann, R ERA: 7.2	3.0		9	0	0	0	3	0	0	0	0	0	0	15	25	0.00	0.000										
40 Collin Balester, R ERA: 7.2	3.0	W	14	5	4	4	2	1	0	0	0	0	2	18	25	12.00	2.000										
57 Jason Bergmann, R ERA: 9.0	1.0	H	3	0	0	0	1	0	0	0	0	0	0	5	5	0.00	0.000										
50 Garrett Mock, R ERA: 9.0	1.0	H	3	0	0	0	0	0	0	0	0	0	0	3	3	0.00	0.000										
43 Jesus Colome, R ERA: 9.0	1.0	S	3	0	0	0	2	0	0	0	0	0	0	7	7	0.00	0.000										


Batter	1	2	3	4	5	6	7	8	9	AB	R	H	RBI	BB	SO	LOB	BOTTOM										
15 Cristian Guzman, S OBP: 0.375, SLG: 0.500										3	1	1	0	0	0	2	<p><b>New York Mets @ Washington Nationals</b> Space Coast Stadium, Viera, FL</p> <p>Wed Mar 04 2009, 1:05 PM EST Att: 3,242 - Partly Cloudy - 64 F</p> <p>livebaseballscorecards.com</p> <p>AB 33 R 6 H 11 RBI 6 BB 4 SO 4 LOB 16</p>										
12 Alberto Gonzalez, R OBP: 0.600, SLG: 0.950										2	0	1	2	0	0												
85 Lastings Milledas, R OBP: 0.364, SLG: 0.225										2	0	1	0	0	1												
4 Corey Patterson, L OBP: 0.143, SLG: 0.143										2	0	1	1	0	0												
11 Ryan Zimmerman, R OBP: 0.300, SLG: 0.400										3	1	2	1	0	0	1											
27 Kory Castro, L OBP: 0.500, SLG: 0.500										0	0	0	0	1	0	0											
24 Nick Johnson, L OBP: 0.400, SLG: 1.000										2	1	1	2	1	0	1											
80 Chris Marrero, R OBP: 0.250, SLG: 0.250										1	0	0	0	0	3												
34 Elijah Dukes, R OBP: 0.300, SLG: 0.222										3	0	0	0	0	2												
29 Ryan Langerhans, L										1	0	0	0	0	0												
16 Josh Willingham, R OBP: 0.222, SLG: 0.125										3	0	0	0	0	2	2											
2 Roger Bernadina, L OBP: 0.286, SLG: 0.429										1	0	1	0	0	0												
10 Ronnie Belliard, R OBP: 0.625, SLG: 0.600										3	1	2	0	0	1	0											
57 Jason Bergmann, R										0	0	0	0	0	0	0											
17 Javier Valentin, S										1	0	0	0	0	0	1											
50 Garrett Mock, S										0	0	0	0	0	0	0											
43 Jesus Colome, R										0	0	0	0	0	0	0											
79 Luke Montz, R OBP: 0.500, SLG: 0.400										2	1	1	0	1	0	1											
28 Leonard Davis, L OBP: 0.333, SLG: 0.200										1	0	0	0	0	1												
76 Jordan Zimmermann, R										1	0	0	0	0	0	1											
40 Collin Balester, R										1	0	0	0	0	0	1											
22 Willie Harris, L OBP: 0.500, SLG: 0.167										1	1	0	0	1	0	0											
<b>Inning Stats</b>	R: 3 E: 0 K: 0 S: 7	H: 3 LOB: 0 BB: 0 P: 10	R: 0 E: 0 K: 1 S: 6	H: 1 LOB: 1 BB: 0 P: 6	R: 0 E: 0 K: 2 S: 8	H: 1 LOB: 2 BB: 1 P: 12	R: 0 E: 0 K: 0 S: 4	H: 1 LOB: 1 BB: 0 P: 4	R: 0 E: 0 K: 1 S: 3	H: 1 LOB: 0 BB: 0 P: 3	R: 3 E: 0 K: 1 S: 8	H: 3 LOB: 3 BB: 3 P: 20	R: 0 E: 0 K: 0 S: 4	H: 1 LOB: 1 BB: 0 P: 5	R: 0 E: 0 K: 0 S: 3	H: 0 LOB: 0 BB: 0 P: 3	R: 0 E: 0 K: 2 S: 7	H: 0 LOB: 0 BB: 0 P: 7	1B: 8 2B: 2 3B: 0 HR: 1	SF: 0 SAC: 1 DP: 1 HBP: 0	WP: 0 PB: 0 SB: 2 CS: 0	PA: 38					
<b>PITCHER</b>	IP	WLS	BF	H	R	ER	SO	BB	IBB	HBP	BLK	WP	HR	S	P	ERA	WHIP										
34 Mike Pelfrey, R ERA: 9.0	3.0		15	5	3	3	3	1	0	0	0	0	0	14	26	10.12	3.000										
61 Livan Hernandez, R ERA: 5.79	2.2	L	15	5	3	3	1	3	0	0	0	0	0	5	6	0.00	0.750										
36 Darren O'Day, R	1.1		5	1	0	0	0	0	0	0	0	0	0	3	3	0.00	0.000										
Duaner Sanchez, R ERA: 3.0	1.0		3	0	0	0	0	0	0	0	0	0	0	3	3	0.00	0.000										



Batter	1	2	3	4	5	6	7	8	9	AB	R	H	RBI	BB	SO	LOB	TOP	
22 Willie Harris, L (1, 7) 28 Leonard Davis, L (6, 7) 85 Lastings Millledge, R (1, 8) 30 Justin Maxwell, R (6, 8) 24 Nick Johnson, L (1, 3) 61 Matthew Whitney, R (6, 3) 34 Elijah Dukes, R (1, 9) 29 Ryan Langerhans, L (6, 9) 16 Josh Willingham, R (1, 10) 17 Javier Valentin, S (1, 2) 73 Gustavo Molina, R (6, 2) 15 Cristian Guzman, S (1, 5) 6 Anderson Hernandez, S (1, 4) 10 Ronnie Belliard, R (6, 4) 12 Alberto Gonzalez, R (1, 6) 65 Ian Desmond, R (7, 6)	F9 G5-3 G4-3		P5 G6-3 G3-1		G3-1 K G4-3		F9 G4-3		G4-3 BB G6-4-3		G5-3 K BB F8		F7 K K		G4-3 K		3 0 0 0 0 0 0 1 0 0 0 0 0 0 3 0 0 0 0 1 0 1 0 0 0 0 1 0 3 0 0 0 0 0 0 0 0 0 0 1 0 0 2 0 1 0 1 1 0 1 0 0 0 0 0 1 3 0 0 0 1 1 1 2 1 1 0 1 0 2 1 0 0 0 0 1 0 4 1 1 0 0 2 4 2 0 1 2 0 1 2 1 0 0 0 0 1 0 3 0 0 0 0 0 1 0 0 0 0 0 0 0	AB 30 R 2 H 4 RBI 2 BB 4 SO 9 LOB 11
<b>Inning Stats</b>	R: 0 H: 0 E: 0 LOB: 0 K: 0 BB: 0 S: 3 P: 3	R: 2 H: 2 E: 0 LOB: 1 K: 1 BB: 1 S: 7 P: 12	R: 0 H: 0 E: 0 LOB: 0 K: 0 BB: 0 S: 3 P: 3	R: 0 H: 1 E: 0 LOB: 2 K: 2 BB: 1 S: 8 P: 12	R: 0 H: 0 E: 0 LOB: 0 K: 1 BB: 0 S: 5 P: 5	R: 0 H: 1 E: 0 LOB: 2 K: 1 BB: 1 S: 6 P: 10	R: 0 H: 0 E: 0 LOB: 0 K: 1 BB: 0 S: 5 P: 5	R: 0 H: 0 E: 0 LOB: 0 K: 2 BB: 1 S: 4 P: 8	R: 0 H: 0 E: 0 LOB: 0 K: 2 BB: 0 S: 7 P: 7	1B: 2 SF: 0 2B: 2 SAC: 0 3B: 0 DP: 1 HR: 0 HBP: 0	WP: 0 PA: 34 PB: 0 SB: 2 CS: 0							
<b>PITCHER</b>	IP WLS BF H R ER SO BB IBB HBP BLK WP HR S P ERA WHIP	3.0 W 12 2 2 2 1 1 0 0 0 0 0 13 18 6.00 1.000	2.0 H 8 1 0 0 3 1 0 0 0 0 0 0 13 17 0.00 1.000	1.0 5 1 0 0 1 1 0 0 0 0 0 6 10 0.00 2.000	1.0 3 0 0 0 1 0 0 0 0 0 0 5 5 0.00 0.000	1.0 3 0 0 0 1 1 0 0 0 0 0 4 8 0.00 1.000	1.0 3 0 0 0 1 1 0 0 0 0 0 4 8 0.00 1.000	1.0 3 0 0 0 1 1 0 0 0 0 0 4 8 0.00 1.000	1.0 3 0 0 0 1 1 0 0 0 0 0 4 8 0.00 1.000	67 Casey Fien, R (9, 1) ERA: 0.00 WHIP: 0.000	IP WLS BF H R ER SO BB IBB HBP BLK WP HR S P ERA WHIP 1.0 3 0 0 0 2 0 0 0 0 0 0 7 7 0.00 0.000							

Washington Nationals @ Detroit Tigers  
Joker Marchant Stadium, Lakeland, FL  
Thu Mar 05 2009, 1:05 PM EST  
Att.: 5,463 - Sunny - 75 F


livebaseballscorecards.com



Batter	1	2	3	4	5	6	7	8	9	AB	R	H	RBI	BB	SO	LOB	BOTTOM	
25 Ryan Raburn, R (1, 8) 14 Placido Polanco, R (1, 4) 39 Ramon Santiago, S (6, 6) Gary Sheffield, R (1, 10) 71 Jeff Kunkel, S (6, PH) (9, 10) 33 Marcus Thames, R (1, 7) 27 Brent Cleven, R (6, 7) 19 Jeff Larish, L (1, 3) 12 Gerald Laird, R (1, 2) 20 Matt Treanor, R (3, FR) (4, 2) 15 Brandon Inge, R (1, 5) 26 Mike Hessman, R (6, 5) 64 Alexis Gomez, L (1, 9) 4 Adam Everett, R (1, 6) 72 Scott Sizemore, R (6, 4)	F8 G5-3 F8		G4-6-3 BB G4-6-3 BB		FC5 1B K K		FC1-6 1B 2B K		FC1-6 1B G3-1 K HR 2B HR 2B HR K K		G5-3 K2-3 L4 K K		F8 F7 F7		F8 F7 F7		4 0 2 1 1 0 2 3 0 0 0 0 0 2 2 1 1 0 0 0 1 3 1 0 0 1 2 2 1 0 0 0 0 0 1 2 2 1 1 1 1 0 0 1 0 0 1 0 0 4 3 3 3 1 1 2 2 0 1 2 0 0 0 3 1 1 3 0 1 2 2 0 1 0 0 1 2 2 0 0 0 0 1 0 4 0 2 0 0 0 0 3 1 1 0 0 1 4 1 0 0 0 0 0 0	AB 36 R 10 H 13 RBI 10 BB 5 SO 8 LOB 18
<b>Inning Stats</b>	R: 0 H: 0 E: 0 LOB: 0 K: 0 BB: 0 S: 3 P: 3	R: 1 H: 3 E: 0 LOB: 2 K: 1 BB: 0 S: 8 P: 8	R: 2 H: 1 E: 0 LOB: 4 K: 1 BB: 4 S: 5 P: 21	R: 1 H: 2 E: 0 LOB: 1 K: 1 BB: 0 S: 7 P: 8	R: 2 H: 3 E: 0 LOB: 2 K: 2 BB: 0 S: 13 P: 18	R: 0 H: 1 E: 0 LOB: 2 K: 2 BB: 1 S: 8 P: 12	R: 0 H: 0 E: 0 LOB: 0 K: 0 BB: 0 S: 3 P: 3	R: 4 H: 3 E: 0 LOB: 0 K: 1 BB: 0 S: 10 P: 11	R: 0 H: 0 E: 0 LOB: 0 K: 1 BB: 0 S: 3 P: 3	1B: 6 SF: 0 2B: 3 SAC: 0 3B: 0 DP: 1 HR: 4 HBP: 2	WP: 1 PA: 43 PB: 0 SB: 0 CS: 0							
<b>PITCHER</b>	IP WLS BF H R ER SO BB IBB HBP BLK WP HR S P ERA WHIP	2.2 L 15 4 3 3 3 0 0 1 1 1 2 19 25 16.20 3.000	1.2 7 1 0 0 3 1 0 0 0 0 0 0 12 16 0.00 1.200	1.0 3 0 0 0 0 0 0 0 0 0 0 3 3 0.00 0.000	1.0 7 3 4 4 1 0 0 1 0 0 1 10 11 36.00 3.000													

Washington Nationals @ Detroit Tigers  
Joker Marchant Stadium, Lakeland, FL  
Thu Mar 05 2009, 1:05 PM EST  
Att.: 5,463 - Sunny - 75 F

livebaseballscorecards.com













Batter	1	2	3	4	5	6	7	8	9	AB	R	H	RBI	BB	SO	LOB	TOP																					
10 Andy Green, R 65 Kyle Snyder, S 39 Bobby Parnell, R 66 Matt DeSalvo, R Kirk Nieuwenhuis, L 43 Brian Stokes, R										3	1	2	0	0	0	0																						
18 Jeremy Reed, L OBP: 0.364, SLG: 0.421										4	0	1	1	0	1	2																						
19 Ryan Church, L OBP: 0.348, SLG: 0.429 Ike Davis, L										3	0	0	0	0	0	2																						
6 Nick Evans, R OBP: 0.346, SLG: 0.227										4	0	0	0	0	0	0																						
78 Josh Thole, L OBP: 0.400, SLG: 0.400 4 Robinson Cancel, R OBP: 0.273, SLG: 0.400										2	0	0	0	0	0	0																						
88 Wilmer Flores, R OBP: 0.250, SLG: 0.375										4	0	1	0	0	0	0																						
86 Greg Veloz, S										3	0	0	0	0	0	1																						
92 Sean Ratliff, L										3	1	0	0	0	0	0																						
61 Livan Hernandez, R OBP: 0.333, SLG: 0.333 32 Carlos Muniz, R 90 Zach Lutz, R OBP: 0.500, SLG: 1.000 79 Jose Coronado, S OBP: 0.200, SLG: 0.200										1	0	0	0	0	1	1																						
<b>Inning Stats</b>	R: 0 E: 0 K: 0 S: 3	H: 1 LOB: 0 BB: 0 P: 3	R: 0 E: 0 K: 0 S: 3	H: 0 LOB: 0 BB: 0 P: 3	R: 2 E: 2 K: 1 S: 8	H: 2 LOB: 1 BB: 0 P: 8	R: 0 E: 0 K: 0 S: 4	H: 1 LOB: 1 BB: 0 P: 4	R: 0 E: 0 K: 1 S: 5	H: 0 LOB: 0 BB: 0 P: 5	R: 0 E: 0 K: 1 S: 5	H: 0 LOB: 0 BB: 0 P: 5	R: 0 E: 0 K: 1 S: 5	H: 0 LOB: 0 BB: 0 P: 5	R: 1 E: 0 K: 0 S: 5	H: 2 LOB: 2 BB: 0 P: 5	R: 0 E: 0 K: 0 S: 3	H: 0 LOB: 0 BB: 0 P: 3	1B: 3 2B: 3 3B: 0 HR: 0	SF: 0 SAC: 0 DP: 1 HBP: 0	WP: 0 PB: 0 SB: 0 CS: 0	PA: 33																
<b>PITCHER</b>	IP	WLS	BF	H	R	ER	SO	BB	IBB	HBP	BLK	WP	HR	S	P	ERA	WHIP	<b>PITCHER</b>				IP	WLS	BF	H	R	ER	SO	BB	IBB	HBP	BLK	WP	HR	S	P	ERA	WHIP
31 John Lannan, L	4.0	W	16	4	2	0	1	0	0	0	0	0	0	18	18	0.00	1.000																					
39 Shairon Martis, R	2.0	H	6	0	0	0	2	0	0	0	0	0	0	10	10	0.00	0.000																					
75 Wilfredo Ledezma, L	1.0	H	3	0	0	0	1	0	0	0	0	0	0	5	5	0.00	0.000																					
63 Bobby Brownlie, R	1.0		5	2	1	1	0	0	0	0	0	0	0	5	5	9.00	2.000																					
65 Gary Glover, R	1.0		3	0	0	0	0	0	0	0	0	0	0	3	3	0.00	0.000																					

**New York Mets @ Washington Nationals**  
Space Coast Stadium, Viera, FL  
Sun Mar 08 2009, 1:05 PM EDT  
Att: 5,594 - Cloudy - 76 F

<b>AB</b>	33
<b>R</b>	3
<b>H</b>	6
<b>RBI</b>	2
<b>BB</b>	0
<b>SO</b>	4
<b>LOB</b>	8



Batter	1	2	3	4	5	6	7	8	9	AB	R	H	RBI	BB	SO	LOB	BOTTOM																						
15 Cristian Guzman, S OBP: 0.250, SLG: 0.350										5	0	0	0	0	0	3																							
85 Lastings Milledge, R OBP: 0.333, SLG: 0.333 2 Roger Bernadina, L OBP: 0.235, SLG: 0.412										4	2	2	0	0	0	1																							
11 Ryan Zimmerman, R OBP: 0.400, SLG: 0.400 27 Kory Casto, L OBP: 0.417, SLG: 0.333										3	1	2	1	0	0	0																							
24 Nick Johnson, L OBP: 0.353, SLG: 0.643 61 Matthew Whitney, R OBP: 1.000, SLG: 1.500										3	1	1	0	1	0	2																							
34 Elijah Dukes, R OBP: 0.412, SLG: 0.286 29 Ryan Langerhans, L OBP: 0.273, SLG: 0.400										3	0	1	1	1	1	2																							
10 Ronnie Belliard, R OBP: 0.500, SLG: 0.500 13 Alex Cintron, S OBP: 0.400, SLG: 0.400										2	0	1	1	0	0	0																							
25 Austin Kearns, R OBP: 0.400, SLG: 0.250 30 Justin Maxwell, R OBP: 0.350, SLG: 0.353										2	1	1	0	1	0	2																							
17 Javier Valentin, S OBP: 0.308, SLG: 0.667 62 Jorge Padilla, R OBP: 0.333, SLG: 0.375 70 Javi Herrera, R										0	0	0	0	1	0	0																							
31 John Lannan, L 28 Leonard Davis, L OBP: 0.273, SLG: 0.900 39 Shairon Martis, R 16 Josh Willingham, R 75 Wilfredo Ledezma, L 80 Chris Marrero, R 63 Bobby Brownlie, R 65 Gary Glover, R										0	0	0	0	0	0	0																							
<b>Inning Stats</b>	R: 1 E: 0 K: 0 S: 5	H: 2 LOB: 1 BB: 0 P: 5	R: 0 E: 0 K: 0 S: 5	H: 2 LOB: 2 BB: 0 P: 5	R: 0 E: 1 K: 1 S: 6	H: 0 LOB: 1 BB: 0 P: 6	R: 2 E: 0 K: 0 S: 4	H: 1 LOB: 0 BB: 1 P: 8	R: 2 E: 1 K: 0 S: 5	H: 2 LOB: 1 BB: 1 P: 9	R: 0 E: 0 K: 1 S: 6	H: 1 LOB: 1 BB: 0 P: 6	R: 3 E: 0 K: 0 S: 5	H: 3 LOB: 2 BB: 2 P: 14	R: 0 E: 0 K: 1 S: 7	H: 2 LOB: 2 BB: 0 P: 7	1B: 10 2B: 1 3B: 1 HR: 1	SF: 3 SAC: 1 DP: 2 HBP: 0	WP: 0 PB: 1 SB: 0 CS: 0	PA: 41																			
<b>PITCHER</b>	IP	WLS	BF	H	R	ER	SO	BB	IBB	HBP	BLK	WP	HR	S	P	ERA	WHIP	<b>PITCHER</b>				IP	WLS	BF	H	R	ER	SO	BB	IBB	HBP	BLK	WP	HR	S	P	ERA	WHIP	
61 Livan Hernandez, R	3.0		14	4	1	1	1	0	0	0	0	0	0	1	4	8	18.00	2.000																					
32 Carlos Muniz, R	1.0	L	5	1	2	2	0	1	0	0	0	0	0	1	4	8	18.00	2.000																					
65 Kyle Snyder, R	2.0		10	3	2	1	1	1	0	0	0	0	0	11	15	4.50	2.000																						
39 Bobby Parnell, R	0.0		5	3	3	3	0	2	0	0	0	0	0	3	12	∞	∞																						
66 Matt DeSalvo, R	1.0		2	0	0	0	0	0	0	0	0	0	0	2	2	0.00	0.000																						

**New York Mets @ Washington Nationals**  
Space Coast Stadium, Viera, FL  
Sun Mar 08 2009, 1:05 PM EDT  
Att: 5,594 - Cloudy - 76 F

<b>AB</b>	33
<b>R</b>	8
<b>H</b>	13
<b>RBI</b>	7
<b>BB</b>	4
<b>SO</b>	3
<b>LOB</b>	17






Batter	1	2	3	4	5	6	7	8	9	10	AB	R	H	RBI	BB	SO	LOB
21 Michael Bourn, L OBP: 0.367, SLG: 0.400 89 Jason Smith, L OBP: 0.438, SLG: 0.600	(1, 8) 0-3 K		(1, 8) 0-0 F9 2B	(1, 8) 0-0 F7			(1, 8) 4-0 BB		(1, 8) 0-0 G6-3 1B		3	1	1	0	1	1	2
9 Hunter Pence, R OBP: 0.357, SLG: 0.458 John Gull, R OBP: 0.529, SLG: 0.533	(1, 10) 2-1 HR		(1, 10) 0-0 F9				(1, 10) 0-0 G6-3 3B		(1, 10) 0-0 G6-3		4	2	3	1	0	0	1
2 Darin Erstad, L OBP: 0.333, SLG: 0.300 20 Brian Bogusevic, L OBP: 0.214, SLG: 0.214	(1, 7) 0-0 L4		(1, 7) 0-0 G3				(1, 7) 0-0 G6-3		(1, 7) 0-0 F8		4	0	0	2	0	0	2
27 Geoff Blum, S OBP: 0.200, SLG: 0.063 71 Jason Castro, L OBP: 0.167, SLG: 0.167	(1, 5) 0-0 L8		(1, 5) 4-0 BB				(1, 5) 0-3 K		(1, 5) 0-3 K		2	0	0	0	2	1	2
19 Mark Saccamanno, R OBP: 0.067, SLG: 0.200			(1, 3) 0-0 F8				(1, 3) 0-0 G5-4-3		(1, 3) 0-0 G4-3		5	0	0	0	0	0	2
Matt Kata, S OBP: 0.222, SLG: 0.500	(1, 4) 0-0 55 HR		(1, 4) 0-0 F8				(1, 4) 0-3 K		(1, 4) 0-0 G5-3		5	1	1	0	0	1	0
55 Humberto Quintero, R OBP: 0.133, SLG: 0.333 65 Chris Johnson, R OBP: 0.429, SLG: 0.625	(1, 2) 3-2 HR		(1, 2) 0-0 G5-3				(1, 2) 0-0 G5-4-3 1B		(1, 2) 0-0 E6		3	1	2	2	0	0	0
30 Yordany Ramirez, R OBP: 0.200, SLG: 0.214	(1, 9) 0-0 P4		(1, 9) 0-0 67 BB				(1, 9) 0-0 G5-4-3		(1, 9) 0-0 G4-3		4	0	1	0	0	0	2
67 Tommy Manzella, R OBP: 0.400, SLG: 0.143	(1, 6) 0-3 K		(1, 6) 0-0 BB				(1, 6) 0-0 G6-3		(1, 6) 4-0 89 1B G6-3 BB		2	1	0	0	2	1	0
<b>Inning Stats</b>	R: 1 E: 0 K: 1 S: 7	H: 1 LOB: 0 BB: 0 P: 9	R: 2 E: 0 K: 1 S: 9	H: 2 LOB: 0 BB: 0 P: 12	R: 1 E: 0 K: 0 S: 4	H: 1 LOB: 1 BB: 1 P: 8	R: 0 E: 0 K: 0 S: 4	H: 1 LOB: 2 BB: 1 P: 8	R: 1 E: 0 K: 1 S: 5	H: 1 LOB: 2 BB: 0 P: 5	R: 0 E: 0 K: 1 S: 6	H: 1 LOB: 1 BB: 1 P: 10	R: 0 E: 0 K: 1 S: 5	H: 0 LOB: 0 BB: 0 P: 5	1B: 6 2B: 1 3B: 1 HR: 2	SF: 0 SAC: 0 DP: 3 HBP: 0	WP: 0 PA: 42
<b>PITCHER</b>	IP WLS BF H R ER SO	IP WLS BF H R ER SO	IP WLS BF H R ER SO	IP WLS BF H R ER SO	IP WLS BF H R ER SO	IP WLS BF H R ER SO	IP WLS BF H R ER SO	IP WLS BF H R ER SO	IP WLS BF H R ER SO	IP WLS BF H R ER SO	IP WLS BF H R ER SO	IP WLS BF H R ER SO	IP WLS BF H R ER SO	IP WLS BF H R ER SO	ERA WHIP	ERA WHIP	
40 Collin Balester, R ERA: 9.0	48 Ross Detwiler, L ERA: 15.0	72 Justin Jones, L ERA: 15.0	59 Steven Shell, R ERA: 7.2	51 Terrell Young, R ERA: 3.0	74 Marco Estrada, R ERA: 10.1												

**TOP**

Houston Astros @ Washington Nationals  
Space Coast Stadium, Viera, FL  
Mon Mar 09 2009, 7:05 PM EDT  
Att: 2,430 - Clear - 74 F

livebaseballscores.com

AB 37  
R 6  
H 10  
RBI 5  
BB 5  
SO 6  
LOB 12




Batter	1	2	3	4	5	6	7	8	9	10	AB	R	H	RBI	BB	SO	LOB
6 Anderson Hernandez, S OBP: 0.500, SLG: 0.250 67 Brad Eldred, R OBP: 0.429, SLG: 0.857	(1, 4) 0-0 11 BB		(1, 4) 0-0 F7				(1, 4) 0-0 FC2-6 1B		(1, 4) 0-0 F9		4	1	0	0	1	0	3
15 Cristian Guzman, S OBP: 0.333, SLG: 0.500 65 Ian Desmond, R OBP: 0.286, SLG: 0.286	(1, 6) 1-2 24 BB 11 1B FC4-6 1B		(1, 6) 0-0 11 1B				(1, 6) 0-0 K		(1, 6) 0-0 E4		4	2	3	0	0	1	0
11 Ryan Zimmerman, R OBP: 0.351, SLG: 0.421 27 Kory Casto, L OBP: 0.385, SLG: 0.300	(1, 5) 0-0 FC4-6 25 HR		(1, 5) 0-0 24 BB				(1, 5) 0-0 G2-3		(1, 5) 0-0 K		4	1	2	1	0	1	2
24 Nick Johnson, L OBP: 0.351, SLG: 0.563 56 Joel Guzman, R OBP: 0.250, SLG: 0.545	(1, 3) 4-0 FC4-6		(1, 3) 3-4 4 G4-6-3				(1, 3) 0-0 P5		(1, 3) 0-0 G3		2	0	0	1	2	0	2
16 Josh Willingham, R OBP: 0.222, SLG: 0.389 2 Roger Bernadina, L OBP: 0.222, SLG: 0.389	(1, 7) 0-3 K		(1, 7) 0-0 F8				(1, 7) 0-0 25 2B		(1, 7) 0-0 F7		4	0	1	0	0	1	5
4 Corey Patterson, L OBP: 0.067, SLG: 0.067 30 Justin Maxwell, R OBP: 0.364, SLG: 0.333	(1, 8) 1-2 25 HR		(1, 8) 0-0 G4-6-3				(1, 8) 0-3 K		(1, 8) 0-3 K		3	1	0	1	0	1	5
25 Austin Kearns, R OBP: 0.625, SLG: 1.167 29 Ryan Langerhans, L OBP: 0.273, SLG: 0.111	(1, 9) 1-2 HR		(1, 9) 1-0 HBP				(1, 9) 0-0 1-3		(1, 9) 0-0 F8		2	1	2	3	0	0	0
Wily Mo Peña, R OBP: 0.222, SLG: 0.222	(1, 10) 0-0 23 1B		(1, 10) 0-0 G1-4-6-3				(1, 10) 0-0 G5-3		(1, 10) 0-0 F9		5	0	1	0	0	0	4
23 Wil Nieves, R OBP: 0.333, SLG: 0.375 73 Gustavo Molina, R OBP: 0.250, SLG: 0.250 28 Leonard Davis, L OBP: 0.333, SLG: 0.545	(1, 2) 1-2 1B		(1, 2) 0-0 G6-3				(1, 2) 4-0 6 FC2-6 BB		(1, 2) 0-2 K		2	0	1	0	1	0	0
<b>Inning Stats</b>	R: 5 E: 0 K: 1 S: 12	H: 5 LOB: 2 BB: 2 P: 21	R: 1 E: 0 K: 0 S: 4	H: 2 LOB: 1 BB: 1 P: 8	R: 0 E: 0 K: 0 S: 2	H: 0 LOB: 0 BB: 0 P: 3	R: 0 E: 0 K: 1 S: 5	H: 2 LOB: 2 BB: 0 P: 7	R: 0 E: 1 K: 1 S: 6	H: 1 LOB: 2 BB: 1 P: 10	R: 0 E: 0 K: 1 S: 6	H: 1 LOB: 1 BB: 0 P: 6	R: 0 E: 0 K: 1 S: 5	H: 0 LOB: 1 BB: 1 P: 10	1B: 10 2B: 1 3B: 1 HR: 2	SF: 0 SAC: 0 DP: 2 HBP: 1	WP: 0 PA: 46
<b>PITCHER</b>	IP WLS BF H R ER SO	IP WLS BF H R ER SO	IP WLS BF H R ER SO	IP WLS BF H R ER SO	IP WLS BF H R ER SO	IP WLS BF H R ER SO	IP WLS BF H R ER SO	IP WLS BF H R ER SO	IP WLS BF H R ER SO	IP WLS BF H R ER SO	IP WLS BF H R ER SO	IP WLS BF H R ER SO	IP WLS BF H R ER SO	IP WLS BF H R ER SO	ERA WHIP	ERA WHIP	
52 Felipe Paulino, R ERA: 15.75	56 Jose Capellan, R ERA: 15.75	50 Alberto Arias, R ERA: 15.75	53 Wesley Wright, L ERA: 15.75	36 Danny Graves, R ERA: 9.0	63 Sammy Gervacio, R ERA: 10.0	68 Sergio Perez, R ERA: 10.0											

**BOTTOM**

Houston Astros @ Washington Nationals  
Space Coast Stadium, Viera, FL  
Mon Mar 09 2009, 7:05 PM EDT  
Att: 2,430 - Clear - 74 F

livebaseballscores.com

AB 40  
R 8  
H 14  
RBI 8  
BB 5  
SO 7  
LOB 23









Batter	1	2	3	4	5	6	7	8	9	AB	R	H	RBI	BB	SO	LOB	TOP										
15 Cristian Guzman, S OBP: 0.296, SLG: 0.444 1 Freddie Bynum, L (7, PH) (7, 6)	G4-3		P5		F9		F9			3	0	0	0	0	0	1	<b>Washington Nationals @ Atlanta Braves</b> Champion Stadium, Lake Buena Vista, FL Thu Mar 12 2009, 1:05 PM EDT Att: 6,628 - Cloudy - 73 F										
85 Lastings Millodge, R OBP: 0.364, SLG: 0.346 50 Garrett Mock, S (1, 8) (8, 1)	F8		11 2B		P6			56 G4-6-3		4	1	2	0	0	0	0											
11 Ryan Zimmerman, R OBP: 0.407, SLG: 0.495 56 Joel Guzman, R OBP: 0.200, SLG: 0.429 (1, 5) (6, 5)	F7		1B		P6			G4-6-3		3	0	1	2	0	0	0											
24 Nick Johnson, L OBP: 0.360, SLG: 0.474 (1, 3)		F7		25 FC6-4		G3		K		3	0	0	0	1	1	0											
25 Austin Kearns, R OBP: 0.500, SLG: 0.800 (1, 9)		G5-3		FC6-4				F8		4	0	1	0	0	0	2											
16 Josh Willingham, R OBP: 0.238, SLG: 0.111 59 Steven Shell, R (1, 7) (6, 1)					F8					2	0	0	0	1	1	1											
30 Justin Maxwell, R OBP: 0.364, SLG: 0.333 27 Kory Casto, L OBP: 0.429, SLG: 0.364 (8, 8) (9, PH)						K			13 FC4-6	0	0	0	0	0	0	0											
6 Anderson Hernandez, S OBP: 0.429, SLG: 0.250 13 Alex Cintron, S OBP: 0.300, SLG: 0.500 (1, 4) (6, 4)		F8			G6-3			F9		2	0	0	0	0	0	1											
79 Luke Montz, R OBP: 0.429, SLG: 0.364 23 Wil Nieves, R OBP: 0.300, SLG: 0.333 (1, 2) (7, 2)					G5-3			F9		3	0	0	0	0	0	0											
45 Daniel Cabrera, R OBP: 1.000, SLG: 1.000 57 Jason Bergmann, R (4, 1)						K				1	1	1	0	0	0	0											
65 Ian Desmond, R OBP: 0.250, SLG: 0.250 78 Josh Towers, R (5, PH) (5, 1)			85 1B							0	0	0	0	0	0	0											
29 Ryan Langerhans, L OBP: 0.308, SLG: 0.100 (6, 7)			11 2B							0	0	0	0	1	0	0											
<b>Inning Stats</b>	R: 0 E: 0 K: 0 S: 3	H: 0 LOB: 0 BB: 0 P: 3	R: 0 E: 0 K: 0 S: 3	H: 1 LOB: 1 BB: 1 P: 7	R: 2 E: 0 K: 0 S: 6	H: 3 LOB: 2 BB: 1 P: 10	R: 0 E: 0 K: 0 S: 3	H: 0 LOB: 0 BB: 0 P: 3	R: 0 E: 0 K: 1 S: 5	H: 1 LOB: 1 BB: 0 P: 6	R: 0 E: 0 K: 0 S: 3	H: 0 LOB: 1 BB: 1 P: 7	R: 0 E: 0 K: 1 S: 5	H: 1 LOB: 0 BB: 0 P: 5	R: 0 E: 0 K: 0 S: 4	H: 1 LOB: 1 BB: 0 P: 4	1B: 5 2B: 1 3B: 0 HR: 0	SF: 0 SAC: 0 DP: 1 HBP: 0	WP: 0 PB: 0 SB: 0 CS: 0	PA: 35							
<b>PITCHER</b>	IP	WLS	BF	H	R	ER	SO	BB	IBB	HBP	BLK	WP	HR	S	P	ERA	WHIP										
49 Jair Jurrjens, R ERA: 4.8 51 Michael Gonzalez, L ERA: 6.75 38 Buddy Carlyle, R ERA: 72 Kris Medlen, R ERA: 1.8 Jerome Gamble, R ERA:	4.0		17	3	2	2	0	2	0	0	0	0	0	15	23	4.50	1.250										
49 Jair Jurrjens, R ERA: 4.8 51 Michael Gonzalez, L ERA: 6.75 38 Buddy Carlyle, R ERA: 72 Kris Medlen, R ERA: 1.8 Jerome Gamble, R ERA:	1.0	3	0	0	0	1	0	0	0	0	0	0	0	5	5	0.00	0.000										
49 Jair Jurrjens, R ERA: 4.8 51 Michael Gonzalez, L ERA: 6.75 38 Buddy Carlyle, R ERA: 72 Kris Medlen, R ERA: 1.8 Jerome Gamble, R ERA:	1.0	W	4	1	0	0	1	0	0	0	0	0	0	6	6	0.00	1.000										
49 Jair Jurrjens, R ERA: 4.8 51 Michael Gonzalez, L ERA: 6.75 38 Buddy Carlyle, R ERA: 72 Kris Medlen, R ERA: 1.8 Jerome Gamble, R ERA:	2.0	H	7	1	0	0	1	1	0	0	0	0	0	8	12	0.00	1.000										
49 Jair Jurrjens, R ERA: 4.8 51 Michael Gonzalez, L ERA: 6.75 38 Buddy Carlyle, R ERA: 72 Kris Medlen, R ERA: 1.8 Jerome Gamble, R ERA:	1.0		4	1	0	0	0	0	0	0	0	0	0	4	4	0.00	1.000										

Batter	1	2	3	4	5	6	7	8	9	AB	R	H	RBI	BB	SO	LOB	BOTTOM										
Josh Anderson, L OBP: 0.250, SLG: 0.429 Gorkys Hernandez, R (1, 8) (6, 8)	F7		G6-3		G5-4-3	K				3	0	0	0	0	2	<b>Washington Nationals @ Atlanta Braves</b> Champion Stadium, Lake Buena Vista, FL Thu Mar 12 2009, 1:05 PM EDT Att: 6,628 - Cloudy - 73 F											
64 Jordan Schafer, L OBP: 0.389, SLG: 0.647 38 Buddy Carlyle, L (1, 9) (6, 1)	G3			19 G6-3	K		F8			3	1	1	0	0	1												
68 Brooks Conrad, S OBP: 0.200, SLG: 0.263 (7, 4)				19 G6-3	K					1	0	0	0	0	0												
19 Yunel Escobar, R OBP: 0.444, SLG: 0.381 63 Dion Hernandez, R OBP: 0.348, SLG: 0.381 (1, 6) (7, 5)	K			G6-3	F9		G5-3			3	0	0	1	0	1												
22 Casey Kotchman, L OBP: 0.421, SLG: 0.611 51 Michael Gonzalez, R (5, 1)				G3-1		K				2	0	1	0	0	0												
77 Jason Heyward, L OBP: 0.375, SLG: 0.429 (6, 9)						K		HR		0	0	0	0	0	0												
4 Omar Infante, R OBP: 0.360, SLG: 0.522 75 Brandon Hicks, R OBP: 0.294, SLG: 0.214 (1, 4) (7, 6)	G6-4-3			14 BB	14 1B		G6-3			3	2	2	0	0	1												
14 Martin Prado, R OBP: 0.286, SLG: 0.269 27 J.C. Boscan, R OBP: 0.667, SLG: 0.750 (1, 5) (7, 2)	G9-3			28 1B	28 1B		G4-3			2	1	1	0	1	0												
28 Brandon Jones, L OBP: 0.407, SLG: 0.490 Jerome Gamble, R (9, 1)			L6		1-3 2-H			8 E	93 FC4-6	3	1	2	2	1	0												
8 David Ross, R OBP: 0.200, SLG: 0.467 72 Kris Medlen, S (1, 2) (7, 1)			K		K		FC4-6			3	0	0	0	0	2												
93 Matt Young, L OBP: 0.333, SLG: 0.333 (8, PH) (9, 7)			K		K					1	0	0	0	0	1												
49 Jair Jurrjens, R OBP: 1.000, SLG: 1.000 76 Freddie Freeman, L OBP: 0.250, SLG: 0.400 (1, 1) (5, 3)										1	0	1	0	0	0												
<b>Inning Stats</b>	R: 0 E: 0 K: 1 S: 5	H: 0 LOB: 0 BB: 0 P: 5	R: 0 E: 0 K: 0 S: 3	H: 1 LOB: 0 BB: 0 P: 3	R: 0 E: 0 K: 1 S: 6	H: 1 LOB: 1 BB: 0 P: 6	R: 2 E: 0 K: 1 S: 8	H: 3 LOB: 2 BB: 1 P: 13	R: 0 E: 0 K: 1 S: 5	H: 1 LOB: 0 BB: 0 P: 5	R: 3 E: 1 K: 2 S: 12	H: 4 LOB: 2 BB: 0 P: 12	R: 1 E: 0 K: 0 S: 4	H: 1 LOB: 0 BB: 0 P: 4	R: 0 E: 0 K: 0 S: 3	H: 0 LOB: 1 BB: 1 P: 7	1B: 9 2B: 1 3B: 0 HR: 1	SF: 0 SAC: 0 DP: 2 HBP: 0	WP: 0 PB: 0 SB: 1 CS: 0	PA: 36							
<b>PITCHER</b>	IP	WLS	BF	H	R	ER	SO	BB	IBB	HBP	BLK	WP	HR	S	P	ERA	WHIP										
45 Daniel Cabrera, R ERA: 4.7 57 Jason Bergmann, R ERA: 78 Josh Towers, R ERA: 2.45 59 Steven Shell, R ERA: 7.11 50 Garrett Mock, R ERA: 6.0	3.2		15	4	2	2	2	1	0	0	0	0	0	4	4	0.00	3.000										
45 Daniel Cabrera, R ERA: 4.7 57 Jason Bergmann, R ERA: 78 Josh Towers, R ERA: 2.45 59 Steven Shell, R ERA: 7.11 50 Garrett Mock, R ERA: 6.0	0.1	B	2	1	0	0	1	0	0	0	0	0	0	4	4	0.00	3.000										
45 Daniel Cabrera, R ERA: 4.7 57 Jason Bergmann, R ERA: 78 Josh Towers, R ERA: 2.45 59 Steven Shell, R ERA: 7.11 50 Garrett Mock, R ERA: 6.0	1.2	L	10	5	3	1	2	0	0	0	0	0	0	14	14	5.40	3.000										
45 Daniel Cabrera, R ERA: 4.7 57 Jason Bergmann, R ERA: 78 Josh Towers, R ERA: 2.45 59 Steven Shell, R ERA: 7.11 50 Garrett Mock, R ERA: 6.0	1.1		5	1	1	1	1	0	0	0	0	0	1	7	7	6.75	0.750										
45 Daniel Cabrera, R ERA: 4.7 57 Jason Bergmann, R ERA: 78 Josh Towers, R ERA: 2.45 59 Steven Shell, R ERA: 7.11 50 Garrett Mock, R ERA: 6.0	1.0		4	0	0	0	0	1	0	0	0	0	0	3	7	0.00	1.000										





Batter	1	2	3	4	5	6	7	8	9	10	AB	R	H	RBI	BB	SO	LOB							
13 Alex Cintron, S (1.6) 65 Ian Desmond, R (7.6)			G4-3		G3		G6-4-3		G6-4-3		4	0	2	1	0	0	0							
10 Ronnie Belliard, R (1.4) 1 Freddie Bynum, L (7.4)	G4-3		E6		E6		G6-4-3		G6-3		4	0	0	0	0	0	2							
34 Elijah Dukes, R (1.8) 79 Luke Montz, R (7.2)	K		P3		K		G2-3		G4-3		4	0	0	0	0	2	3							
67 Brad Eldred, R (1.3) 27 Kory Casto, L (10.3)	P6		E7		HR		K		FC6-4		4	1	1	1	1	1	1							
Wily Mo Peña, R (1.10)		G4-3			G6-3		F9		FC6-4		5	0	1	0	0	0	1							
56 Joel Guzman, R (1.5)			FC5-2		L3						4	0	2	0	0	0	2							
30 Justin Maxwell, R (1.9) 4 Corey Patterson, L (6.8)			FC4-6		K		G4-3				2	0	0	0	0	2	3							
62 Jorge Padilla, R (1.7)					K		2B				2	0	1	0	0	0	1							
73 Gustavo Molina, R (1.2) 2 Roger Bernadina, L (7.9)			G5-3		G6-3						4	0	1	0	0	1	4							
<b>Inning Stats</b>	R: 0 E: 0 K: 1 S: 6	H: 1 LOB: 1 BB: 0 P: 6	R: 0 E: 0 K: 2 S: 8	H: 1 LOB: 1 BB: 0 P: 8	R: 0 E: 1 K: 0 S: 4	H: 0 LOB: 1 BB: 0 P: 5	R: 0 E: 1 K: 1 S: 7	H: 1 LOB: 2 BB: 0 P: 7	R: 0 E: 1 K: 1 S: 6	H: 0 LOB: 1 BB: 0 P: 6	R: 1 E: 0 K: 0 S: 5	H: 2 LOB: 1 BB: 0 P: 6	R: 1 E: 0 K: 0 S: 4	H: 2 LOB: 0 BB: 0 P: 4	R: 0 E: 0 K: 1 S: 6	H: 1 LOB: 1 BB: 0 P: 6	R: 0 E: 0 K: 0 S: 3	H: 1 LOB: 0 BB: 0 P: 3	R: 0 E: 0 K: 0 S: 3	H: 0 LOB: 1 BB: 1 P: 7	1B: 5 2B: 3 3B: 0 HR: 1	SF: 0 SAC: 0 DP: 2 HBP: 0	WP: 0 PB: 0 SB: 2 CS: 0	PA: 41

PITCHER	IP	WLS	BF	H	R	ER	SO	BB	IBB	HBP	BLK	WP	HR	S	P	ERA	WHIP
11 Mike Hampton, L ERA: 4.91	4.0		17	3	0	0	4	0	0	0	0	0	0	25	26	0.00	0.750
Clay Hensley, R ERA: 14.29	3.0	B	13	4	2	2	1	0	0	0	0	0	1	15	16	6.00	1.333
53 Wesley Wright, L ERA:	1.0		4	1	0	0	1	0	0	0	0	0	0	6	6	0.00	1.000
48 Tim Byrdak, L ERA: 2.84	2.0		7	1	0	0	0	1	0	0	0	0	0	6	10	0.00	1.000

**Washington Nationals @ Houston Astros**  
Osceola County Stadium, Kissimmee, FL  
Fri Mar 13 2009, 7:05 PM EDT  
Att. 3,744 - Partly Cloudy - 79 F

livebaseballscorecards.com

AB	40
R	2
H	9
RBI	2
BB	1
SO	6
LOB	19

Batter	1	2	3	4	5	6	7	8	9	10	AB	R	H	RBI	BB	SO	LOB					
3 Kazuo Matsui, S (1.4) 19 Mark Saccamanno, R (8.3)	SH3-4			G4-3			K		F9		4	1	1	0	0	2	3					
21 Michael Bourn, L (1.8) 72 Lou Santangelo, R (8.2)	SH3-4				G6-3		K				1	0	0	0	2	0	0					
17 Lance Berkman, S (1.3) Reggie Abercrombie, R (8.8)				BB			BB				1	0	0	0	0	1	0					
45 Carlos Lee, R (1.7) 4 Jason Michaels, R (7.7)	FC5-4			F9-4-6-3			L7				2	0	0	0	2	0	1					
9 Hunter Pence, R (1.9) 2 Darin Erstad, L (8.9)				L9			G6-3				1	0	0	0	0	1	0					
27 Geoff Blum, S (1.10) John Gall, R (9.10)	G6-3				G6-3		G4-3				3	1	2	1	0	0	0					
8 Aaron Boone, R (1.5) 65 Chris Johnson, R (7.5)							G6-3				2	0	0	0	0	1	0					
89 Jason Smith, L (1.6)											4	0	3	0	0	1	0					
55 Humberto Quintero, R (1.2) 58 Drew Sutton, S (8.4)											3	0	2	0	0	0	2					
<b>Inning Stats</b>	R: 1 E: 0 K: 0 S: 5	H: 2 LOB: 2 BB: 1 P: 9	R: 0 E: 0 K: 2 S: 8	H: 1 LOB: 1 BB: 0 P: 8	R: 0 E: 0 K: 0 S: 2	H: 0 LOB: 0 BB: 0 P: 6	R: 1 E: 0 K: 0 S: 6	H: 3 LOB: 2 BB: 0 P: 7	R: 0 E: 0 K: 0 S: 3	H: 0 LOB: 0 BB: 0 P: 3	R: 0 E: 0 K: 1 S: 5	H: 2 LOB: 2 BB: 2 P: 13	R: 0 E: 0 K: 1 S: 6	H: 1 LOB: 2 BB: 1 P: 10	R: 0 E: 0 K: 3 S: 9	H: 0 LOB: 0 BB: 0 P: 9	R: 0 E: 0 K: 2 S: 7	H: 0 LOB: 0 BB: 0 P: 7	1B: 5 2B: 4 3B: 0 HR: 1	SF: 0 SAC: 1 DP: 1 HBP: 0	WP: 1 PB: 0 SB: 1 CS: 0	PA: 43

**Washington Nationals @ Houston Astros**  
Osceola County Stadium, Kissimmee, FL  
Fri Mar 13 2009, 7:05 PM EDT  
Att. 3,744 - Partly Cloudy - 79 F

livebaseballscorecards.com

AB	37
R	2
H	9
RBI	2
BB	5
SO	9
LOB	15

PITCHER	IP	WLS	BF	H	R	ER	SO	BB	IBB	HBP	BLK	WP	HR	S	P	ERA	WHIP
19 Scott Olsen, L ERA: 4.0	4.0		19	6	2	2	2	2	0	0	0	0	0	21	30	4.50	2.000
58 Mike Hincley, L ERA: 12.6	1.0		3	0	0	0	0	0	0	0	0	0	0	3	3	0.00	0.000
35 Ryan Wagner, R ERA: 9.0	1.0		5	2	0	0	0	0	0	0	0	0	0	5	5	0.00	2.000
36 Tyler Clippard, R ERA: 9.0	1.0		5	0	0	0	1	2	0	0	0	0	0	5	13	0.00	2.000
65 Gary Glover, R ERA: 2.25	2.0		8	1	0	0	4	1	0	0	0	1	0	15	19	0.00	1.000
75 Wilfredo Ledezma, L ERA:	1.0		3	0	0	0	2	0	0	0	0	0	0	7	7	0.00	0.000



Batter	1	2	3	4	5	6	7	8	9	AB	R	H	RBI	BB	SO	LOB	TOP																					
22 Willie Harris, L OBP: 0.348, SLG: 0.278	G3		2B			BB		P3	2B	4	0	2	0	1	0	0	<b>Washington Nationals @ New York Mets</b> Tradition Field, Port St. Lucie, FL Sat Mar 14 2009, 1:10 PM EDT Att: 5,139 - Cloudy - 80 F																					
12 Alberto Gonzalez, R OBP: 0.391, SLG: 0.364 65 Ian Desmond, R OBP: 0.273, SLG: 0.273	L9		G1-3			G6-3			1B	3	0	0	0	0	0	2																						
24 Nick Johnson, L OBP: 0.393, SLG: 0.450 67 Brad Eldred, R OBP: 0.412, SLG: 0.938 13 Alex Cintron, S OBP: 0.357, SLG: 0.571	BB		F7			BB			E1 27 2B	1	0	0	0	2	0	1																						
25 Austin Kearns, R OBP: 0.467, SLG: 0.667 2 Roger Bernadina, L OBP: 0.227, SLG: 0.409	F8				BB	F8			K	2	0	0	0	1	0	2																						
27 Kory Casto, L OBP: 0.389, SLG: 0.400	G6-3		G6-3						73 1B	4	1	1	1	0	1	1																						
4 Cory Patterson, L OBP: 0.095, SLG: 0.143	G3		F9						K	4	0	0	0	0	1	2																						
23 Wil Nieves, R OBP: 0.308, SLG: 0.333 73 Gustavo Molina, R OBP: 0.286, SLG: 0.286	1B								1 3B	3	0	1	0	0	0	0																						
1 Freddie Bynum, L OBP: 0.125, SLG: 0.375	P6								30 HR	4	1	1	1	0	1	1																						
39 Shannon Martin, R 66 Joel Guzman, R 72 Justin Jones, L 51 Terrell Young, R 57 Jason Bergmann, R 28 Leonard Davis, L 43 Jesus Colome, R 30 Justin Maxwell, R 90 Garrett Mock, S	K								HR	1	0	0	0	0	0	0																						
<b>Inning Stats</b>	R: 0 E: 0 K: 0 S: 3	H: 0 LOB: 1 BB: 1 P: 7	R: 0 E: 0 K: 0 S: 4	H: 1 LOB: 1 BB: 0 P: 4	R: 0 E: 0 K: 1 S: 6	H: 1 LOB: 0 BB: 0 P: 6	R: 0 E: 0 K: 0 S: 2	H: 0 LOB: 0 BB: 1 P: 6	R: 0 E: 0 K: 1 S: 5	H: 0 LOB: 1 BB: 0 P: 5	R: 0 E: 0 K: 0 S: 2	H: 0 LOB: 0 BB: 0 P: 10	R: 0 E: 0 K: 1 S: 5	H: 0 LOB: 0 BB: 0 P: 5	R: 0 E: 0 K: 1 S: 5	H: 0 LOB: 0 BB: 0 P: 5		R: 6 E: 1 K: 2 S: 16	H: 7 LOB: 2 BB: 0 P: 19	1B: 4 2B: 3 3B: 1 HR: 1	SF: 0 SAC: 0 DP: 2 HBP: 0	WP: 0 PB: 0 CS: 0	PA: 38															
<b>PITCHER</b>	IP	WLS	BF	H	R	ER	SO	BB	IBB	HBP	BLK	WP	HR	S	P	ERA	WHIP	<b>PITCHER</b>		IP	WLS	BF	H	R	ER	SO	BB	IBB	HBP	BLK	WP	HR	S	P	ERA	WHIP		
34 Mike Pelfrey, R ERA: 3.98	4.0		15	2	0	0	1	2	0	0	0	0	0	7	23	0.00	1.000	66 Matt DeSalvo, R ERA: 4.76		0.1		3	2	1	1	0	0	0	0	0	0	0	1	5	8	27.00	6.000	
61 Livan Hernandez, R ERA: 3.72	2.0	H	7	0	0	0	1	2	0	0	0	0	0	15	15	0.00	1.000																					
32 Carlos Muniz, R ERA: 6.75	1.0	H	3	0	0	0	1	0	0	0	0	0	0	5	5	0.00	0.000																					
29 Connor Robertson, R ERA:	1.0	H	3	0	0	0	1	0	0	0	0	0	0	5	5	0.00	0.000																					
35 Brandon Knight, R ERA: 27.0	0.2	L	7	5	5	5	2	0	0	0	0	0	0	11	11	67.50	7.500																					

AB	34
R	6
H	9
RBI	5
BB	4
SO	6
LOB	12



Batter	1	2	3	4	5	6	7	8	9	AB	R	H	RBI	BB	SO	LOB	BOTTOM																				
7 José Reyes, S OBP: 0.286, SLG: 0.667 9 Marlon Anderson, L OBP: 0.400, SLG: 0.500	F9		F8		G3		G4-3			3	0	0	0	0	0	0	<b>Washington Nationals @ New York Mets</b> Tradition Field, Port St. Lucie, FL Sat Mar 14 2009, 1:10 PM EDT Att: 5,139 - Cloudy - 80 F																				
1 Luis Castillo, S OBP: 0.500, SLG: 0.455 90 Ramon Martinez, R OBP: 0.083, SLG: 0.182	BB		K		1B				2B	2	1	1	0	1	1	0																					
19 Ryan Church, L OBP: 0.389, SLG: 0.438 10 Andy Green, R OBP: 0.366, SLG: 0.324	F8		G4-3		2-6				B5	2	0	0	0	0	0	1																					
17 Fernando Tatis, R OBP: 0.444, SLG: 0.889	2B				1B				K	4	0	3	1	0	1	1																					
99 Jose Valentin, S OBP: 0.291, SLG: 0.240 32 Carlos Muniz, R ERA: 3.86 29 Connor Robertson, R ERA: 3.86 12 Cory Sullivan, L OBP: 0.250, SLG: 0.250 35 Brandon Knight, L 66 Matt DeSalvo, R	G3				G4-6-3				F8	3	0	0	0	0	0	4																					
62 Bobby Kielty, S OBP: 0.321, SLG: 0.542	G6-3				1B				4 18 1B	3	0	2	1	0	0	0																					
18 Jeremy Reed, L OBP: 0.410, SLG: 0.529	1B				BB				K	3	0	2	0	1	1	1																					
11 Ramon Castro, R OBP: 0.235, SLG: 0.563 4 Robinson Cancel, R OBP: 0.200, SLG: 0.286	K				F8				G4-6-3	2	0	0	0	0	1	3																					
34 Mike Pelfrey, R 61 Livan Hernandez, R 92 Shawn Bowman, R	G4-3				F9				P4	1	0	0	0	0	0	1																					
<b>Inning Stats</b>	R: 1 E: 0 K: 0 S: 4	H: 1 LOB: 1 BB: 1 P: 8	R: 0 E: 0 K: 1 S: 6	H: 1 LOB: 0 BB: 0 P: 7	R: 0 E: 0 K: 1 S: 5	H: 0 LOB: 0 BB: 0 P: 5	R: 0 E: 0 K: 0 S: 4	H: 2 LOB: 1 BB: 1 P: 8	R: 0 E: 0 K: 0 S: 3	H: 1 LOB: 0 BB: 0 P: 4	R: 1 E: 0 K: 1 S: 6	H: 1 LOB: 1 BB: 1 P: 10	R: 0 E: 0 K: 0 S: 3	H: 0 LOB: 0 BB: 0 P: 3	R: 0 E: 0 K: 1 S: 6	H: 1 LOB: 1 BB: 0 P: 6		R: 0 E: 0 K: 0 S: 4	H: 2 LOB: 1 BB: 0 P: 4	1B: 7 2B: 2 3B: 0 HR: 0	SF: 1 SAC: 0 DP: 2 HBP: 0	WP: 0 PB: 0 CS: 0	PA: 36														
<b>PITCHER</b>	IP	WLS	BF	H	R	ER	SO	BB	IBB	HBP	BLK	WP	HR	S	P	ERA	WHIP	<b>PITCHER</b>		IP	WLS	BF	H	R	ER	SO	BB	IBB	HBP	BLK	WP	HR	S	P	ERA	WHIP	
39 Shairon Martis, R ERA: 1.13	4.0		17	4	1	1	2	2	0	0	0	0	0	3	4	0.00	1.000	50 Garrett Mock, R ERA: 5.14		1.0		4	2	0	0	0	0	0	0	0	0	4	4	0.00	2.000		
72 Justin Jones, L ERA:	1.0		4	1	0	0	0	0	0	0	0	0	0	3	4	0.00	1.000																				
51 Terrell Young, R ERA: 3.86	1.0		5	1	1	1	1	1	0	0	0	0	0	6	10	9.00	2.000																				
57 Jason Bergmann, R ERA:	1.0		3	0	0	0	0	0	0	0	0	0	0	3	3	0.00	0.000																				
43 Jesus Colome, R ERA: 1.5	1.0	W	4	1	0	0	1	0	0	0	0	0	0	6	6	0.00	1.000																				

AB	32
R	2
H	9
RBI	2
BB	3
SO	4
LOB	16

















Batter	1	2	3	4	5	6	7	8	9	AB	R	H	RBI	BB	SO	LOB	TOP									
77 Justin Christian, R OBP: 0.281, SLG: 0.387 (1, 8)										4	0	0	0	0	0	0	<p><b>Baltimore Orioles @ Washington Nationals</b> Space Coast Stadium, Viera, FL</p> <p>Thu Mar 19 2009, 1:05 PM EDT Att: 3,863 - Partly Cloudy - 76 F</p> <p>livebaseballscorecards.com</p>									
14 Chris Gomez, R OBP: 0.241, SLG: 0.125 13 Donnie Murphy, R OBP: 0.233, SLG: 0.370 (1, 6) (7, 6)										3	0	0	0	0	2	0										
12 Luis Montanez, R OBP: 0.395, SLG: 0.410 (1, 9)										4	0	0	0	0	0	0										
16 Oscar Salazar, R OBP: 0.258, SLG: 0.321 (1, 3)										3	1	1	0	1	0	0										
26 Scott Moore, L OBP: 0.375, SLG: 0.622 (1, 5)										4	0	0	0	0	2	2										
60 Nolan Reimold, R OBP: 0.406, SLG: 0.750 (1, 7)										3	2	2	2	1	0	1										
9 Gregg Zaun, S ERA: 2.08 15 Matt Wieters, S OBP: 0.394, SLG: 0.594 (1, 2) (6, 2)										2	0	0	0	0	0	0										
55 Robby Hammock, R (1, 10)										3	0	1	2	0	0	0										
83 Justin Turner, R OBP: 0.353, SLG: 0.697 (1, 4)										3	0	0	0	0	0	1										
<b>Inning Stats</b>	R: 0 E: 0 K: 0 S: 3	H: 0 LOB: 0 BB: 0 P: 3	R: 2 E: 0 K: 0 S: 5	H: 1 LOB: 0 BB: 1 P: 11	R: 0 E: 0 K: 1 S: 5	H: 0 LOB: 0 BB: 0 P: 5	R: 0 E: 0 K: 0 S: 4	H: 1 LOB: 1 BB: 0 P: 4	R: 0 E: 0 K: 0 S: 3	H: 0 LOB: 0 BB: 0 P: 3	R: 0 E: 0 K: 1 S: 5	H: 0 LOB: 0 BB: 0 P: 5	R: 2 E: 0 K: 1 S: 7	H: 2 LOB: 1 BB: 1 P: 11	R: 0 E: 0 K: 0 S: 3	H: 0 LOB: 1 BB: 0 P: 6		R: 0 E: 0 K: 1 S: 6	H: 1 LOB: 1 BB: 0 P: 6	1B: 1 2B: 3 3B: 0 HR: 1	SF: 0 SAC: 0 DP: 0 HBP: 0	WP: 0 PB: 0 SB: 0 CS: 0	PA: 34			
<b>PITCHER</b>	IP	WLS	BF	H	R	ER	SO	BB	IBB	HBP	BLK	WP	HR	S	P	ERA		WHIP								
39 Shairon Martis, R ERA: 2.08 (1, 1)	5.0	18	2	2	2	1	1	0	0	0	0	0	1	20	26	3.60		0.600								
75 Wilfredo Ledezma, L ERA: 2.45 (6, 1)	2.0	9	2	2	2	2	1	0	0	0	0	0	0	12	16	9.00	1.500									
58 Mike Hinckley, L ERA: 6.59 (8, 1)	1.0	3	0	0	0	0	0	0	0	0	0	0	0	3	3	0.00	0.000									
43 Jesus Colome, R ERA: 1.29 (9, 1)	1.0	W	4	1	0	0	1	0	0	0	0	0	0	6	6	0.00	1.000									

Batter	1	2	3	4	5	6	7	8	9	AB	R	H	RBI	BB	SO	LOB	BOTTOM								
6 Anderson Hernandez, S OBP: 0.458, SLG: 0.450 (1, 4)										5	1	1	1	0	1	3	<p><b>Baltimore Orioles @ Washington Nationals</b> Space Coast Stadium, Viera, FL</p> <p>Thu Mar 19 2009, 1:05 PM EDT Att: 3,863 - Partly Cloudy - 76 F</p> <p>livebaseballscorecards.com</p>								
15 Cristian Guzman, S OBP: 0.297, SLG: 0.371 12 Alberto Gonzalez, R OBP: 0.360, SLG: 0.333 (1, 6) (9, 6)										4	0	1	1	0	0	0									
34 Elijah Dukes, R OBP: 0.343, SLG: 0.480 29 Ryan Langerhans, L OBP: 0.421, SLG: 0.214 (1, 9) (8, 9)										3	0	1	0	0	2	0									
16 Josh Willingham, R OBP: 0.344, SLG: 0.308 (1, 7)										3	1	1	2	1	0	0									
27 Kory Casto, L OBP: 0.286, SLG: 0.280 8 Jose Castillo, R OBP: 0.429, SLG: 0.450 (1, 5) (8, 5)										3	0	0	0	0	2	2									
67 Brad Eldred, R OBP: 0.417, SLG: 0.750 (1, 3)										3	1	0	0	0	0	1									
4 Corey Patterson, L OBP: 0.143, SLG: 0.179 13 Alex Cintron, S OBP: 0.333, SLG: 0.500 (9, PH)										3	0	0	0	0	0	1									
Wily Mo Peña, R OBP: 0.273, SLG: 0.238 (1, 10)										3	0	1	0	1	1	1									
23 Wil Nieves, R OBP: 0.333, SLG: 0.267 24 Nick Johnson, L OBP: 0.343, SLG: 0.370 (7, PH) 73 Gustavo Molina, R OBP: 0.250, SLG: 0.250 25 Austin Kearns, R (9, PH) OBP: 0.478, SLG: 0.529										1	0	0	0	0	1	0									
										0	0	0	0	0	0	0									
										1	0	0	0	0	0	1									
<b>Inning Stats</b>	R: 0 E: 0 K: 1 S: 5	H: 0 LOB: 0 BB: 0 P: 5	R: 0 E: 0 K: 1 S: 5	H: 0 LOB: 0 BB: 0 P: 5	R: 0 E: 0 K: 0 S: 4	H: 1 LOB: 2 BB: 1 P: 8	R: 1 E: 0 K: 1 S: 7	H: 2 LOB: 2 BB: 0 P: 9	R: 0 E: 0 K: 2 S: 7	H: 0 LOB: 0 BB: 0 P: 7	R: 0 E: 0 K: 0 S: 3	H: 0 LOB: 1 BB: 1 P: 7	R: 2 E: 0 K: 0 S: 6	H: 2 LOB: 1 BB: 1 P: 10	R: 2 E: 1 K: 1 S: 6	H: 1 LOB: 1 BB: 1 P: 10		R: 2 E: 1 K: 1 S: 6	H: 1 LOB: 1 BB: 1 P: 10	1B: 3 2B: 1 3B: 1 HR: 1	SF: 0 SAC: 0 DP: 0 HBP: 2	WP: 0 PB: 0 SB: 0 CS: 0	PA: 38		
<b>PITCHER</b>	IP	WLS	BF	H	R	ER	SO	BB	IBB	HBP	BLK	WP	HR	S	P	ERA	WHIP								
58 Alfredo Simon, R ERA: 2.57 (1, 1)	4.0	14	1	0	0	3	1	0	0	0	0	0	0	19	23	0.00	0.500								
45 Dennis Sarfate, R ERA: 2.97 (5, 1)	2.0	H	9	2	1	1	3	0	0	2	0	0	0	14	16	4.50	1.000								
62 Radhames Liz, R ERA: 5.19 (7, 1)	1.0	H	4	0	0	0	0	1	0	0	0	0	0	3	7	0.00	1.000								
Hayden Penn, R ERA: 6.23 (8, 1)	1.0	H	6	2	2	2	0	1	0	0	0	0	1	6	10	18.00	3.000								
85 Wilfredo Perez, L ERA: 1.42 (9, 1)	0.2	L	5	1	2	1	1	1	0	0	0	0	0	6	10	13.50	3.000								









Batter	1	2	3	4	5	6	7	8	9	AB	R	H	RBI	BB	SO	LOB	TOP							
55 Skip Schumaker, L OBP: 0.397, SLG: 0.466 65 Joe Thurston, L OBP: 0.265, SLG: 0.404										4	3	2	0	0	1	4								
28 Colby Rasmus, L OBP: 0.359, SLG: 0.431										6	3	5	3	0	0	0								
5 Albert Pujols, R OBP: 0.463, SLG: 0.533 23 Brian Barden, R OBP: 0.419, SLG: 0.464										3	0	1	2	1	0	4								
16 Chris Duncan, L OBP: 0.355, SLG: 0.455										5	2	1	1	1	2	7								
47 Ryan Ludwick, R OBP: 0.291, SLG: 0.375 13 Brendan Ryan, R OBP: 0.316, SLG: 0.278 40 Royce Ring, L										4	1	2	5	0	0	1								
3 Khalil Greene, R OBP: 0.412, SLG: 0.556 Shane Robinson, R OBP: 0.333, SLG: 0.667										2	0	0	1	1	1	0								
66 David Freese, R OBP: 0.250, SLG: 0.364 88 Jon Jay, L OBP: 0.385, SLG: 0.432										4	1	2	0	0	2	2								
21 Jason LaRue, R OBP: 0.265, SLG: 0.233 87 Bryan Anderson, L OBP: 0.200, SLG: 0.143 83 Matt Pagnozzi, R OBP: 0.250, SLG: 0.143										3	1	0	0	1	1	3								
26 Kyle Lohse, R OBP: 0.250, SLG: 0.250 46 Kyle McClellan, R 67 Tyler Greene, R OBP: 0.333, SLG: 0.326										4	1	1	0	0	1	3								
<b>Inning Stats</b>	R: 3 E: 1 K: 2 S: 12	H: 4 LOB: 2 BB: 0 P: 12	R: 2 E: 0 K: 2 S: 10	H: 3 LOB: 1 BB: 0 P: 10	R: 2 E: 0 K: 1 S: 7	H: 2 LOB: 3 BB: 3 P: 19	R: 0 E: 0 K: 0 S: 4	H: 1 LOB: 1 BB: 0 P: 4	R: 4 E: 1 K: 1 S: 8	H: 2 LOB: 0 BB: 1 P: 14	R: 1 E: 2 K: 1 S: 9	H: 2 LOB: 2 BB: 0 P: 9	R: 0 E: 0 K: 0 S: 5	H: 0 LOB: 0 BB: 0 P: 5	R: 0 E: 0 K: 0 S: 3	H: 0 LOB: 0 BB: 0 P: 3	R: 0 E: 0 K: 1 S: 5	H: 0 LOB: 0 BB: 0 P: 5	1B: 8 2B: 5 3B: 0 HR: 1	SF: 1 SAC: 0 DP: 0 HBP: 0	WP: 0 PB: 0 SB: 0 CS: 0	PA: 49		
<b>PITCHER</b>	IP WLS BF H R ER SO BB IBB HBP BLK WP HR S P ERA WHIP	IP WLS BF H R ER SO BB IBB HBP BLK WP HR S P ERA WHIP	IP WLS BF H R ER SO BB IBB HBP BLK WP HR S P ERA WHIP	IP WLS BF H R ER SO BB IBB HBP BLK WP HR S P ERA WHIP	IP WLS BF H R ER SO BB IBB HBP BLK WP HR S P ERA WHIP	IP WLS BF H R ER SO BB IBB HBP BLK WP HR S P ERA WHIP	IP WLS BF H R ER SO BB IBB HBP BLK WP HR S P ERA WHIP	IP WLS BF H R ER SO BB IBB HBP BLK WP HR S P ERA WHIP	IP WLS BF H R ER SO BB IBB HBP BLK WP HR S P ERA WHIP	IP WLS BF H R ER SO BB IBB HBP BLK WP HR S P ERA WHIP	IP WLS BF H R ER SO BB IBB HBP BLK WP HR S P ERA WHIP	IP WLS BF H R ER SO BB IBB HBP BLK WP HR S P ERA WHIP	IP WLS BF H R ER SO BB IBB HBP BLK WP HR S P ERA WHIP	IP WLS BF H R ER SO BB IBB HBP BLK WP HR S P ERA WHIP	IP WLS BF H R ER SO BB IBB HBP BLK WP HR S P ERA WHIP	IP WLS BF H R ER SO BB IBB HBP BLK WP HR S P ERA WHIP	IP WLS BF H R ER SO BB IBB HBP BLK WP HR S P ERA WHIP	IP WLS BF H R ER SO BB IBB HBP BLK WP HR S P ERA WHIP	IP WLS BF H R ER SO BB IBB HBP BLK WP HR S P ERA WHIP	IP WLS BF H R ER SO BB IBB HBP BLK WP HR S P ERA WHIP	IP WLS BF H R ER SO BB IBB HBP BLK WP HR S P ERA WHIP	IP WLS BF H R ER SO BB IBB HBP BLK WP HR S P ERA WHIP	IP WLS BF H R ER SO BB IBB HBP BLK WP HR S P ERA WHIP	IP WLS BF H R ER SO BB IBB HBP BLK WP HR S P ERA WHIP

St. Louis Cardinals @ Washington Nationals  
Space Coast Stadium, Viera, FL  
Sat Mar 21 2009, 1:05 PM EDT  
Att: 6,182 - Partly Cloudy - 74 F

AB	44
R	12
H	14
RBI	12
BB	4
SO	9
LOB	27



Batter	1	2	3	4	5	6	7	8	9	AB	R	H	RBI	BB	SO	LOB	BOTTOM							
6 Anderson Hernandez, S OBP: 0.407, SLG: 0.391 50 Garrett Mock, S										3	0	0	0	0	0	3								
4 Corey Patterson, L OBP: 0.167, SLG: 0.233										2	0	0	0	0	1	2								
15 Cristian Guzman, S OBP: 0.263, SLG: 0.351 12 Alberto Gonzalez, R OBP: 0.323, SLG: 0.333										3	1	1	0	0	1	1								
11 Ryan Zimmerman, R OBP: 0.324, SLG: 0.313 Jose Castillo, R OBP: 0.440, SLG: 0.458										2	0	0	0	0	0	2								
24 Nick Johnson, L OBP: 0.341, SLG: 0.485 27 Kory Casto, L OBP: 0.290, SLG: 0.259										3	1	1	1	0	0	0								
34 Elijah Dukes, R OBP: 0.412, SLG: 0.500 52 Saul Rivera, S										4	2	2	1	0	0	0								
22 Willie Harris, L OBP: 0.294, SLG: 0.214 43 Jesus Colome, R										1	0	0	0	0	0	0								
16 Josh Willingham, R OBP: 0.378, SLG: 0.433										4	3	2	2	1	1	0								
25 Austin Kearns, R OBP: 0.467, SLG: 0.625										5	1	2	4	0	0	0								
23 Wil Nieves, R OBP: 0.350, SLG: 0.294 Derek Norris, R OBP: 0.500, SLG: 0.500 17 Javier Valentin, S OBP: 0.375, SLG: 0.500										2	0	1	0	0	0	0								
76 Jordan Zimmermann, R 51 Terrell Young, R 58 Mike Hinckley, R Wily Mo Peña, R 57 Jason Bergmann, R 13 Alex Cintron, S										0	0	0	0	0	0	0								
<b>Inning Stats</b>	R: 0 E: 0 K: 0 S: 3	H: 0 LOB: 0 BB: 0 P: 3	R: 1 E: 0 K: 0 S: 5	H: 1 LOB: 0 BB: 0 P: 6	R: 0 E: 0 K: 1 S: 7	H: 2 LOB: 2 BB: 0 P: 7	R: 0 E: 0 K: 0 S: 3	H: 0 LOB: 0 BB: 0 P: 3	R: 0 E: 0 K: 0 S: 4	H: 1 LOB: 1 BB: 0 P: 4	R: 3 E: 0 K: 0 S: 10	H: 5 LOB: 2 BB: 0 P: 13	R: 5 E: 0 K: 0 S: 6	H: 3 LOB: 0 BB: 2 P: 16	R: 2 E: 0 K: 1 S: 8	H: 3 LOB: 1 BB: 0 P: 8	R: 0 E: 0 K: 1 S: 5	H: 0 LOB: 0 BB: 0 P: 5	1B: 8 2B: 4 3B: 0 HR: 3	SF: 0 SAC: 0 DP: 0 HBP: 0	WP: 0 PB: 0 SB: 0 CS: 0	PA: 44		
<b>PITCHER</b>	IP WLS BF H R ER SO BB IBB HBP BLK WP HR S P ERA WHIP	IP WLS BF H R ER SO BB IBB HBP BLK WP HR S P ERA WHIP	IP WLS BF H R ER SO BB IBB HBP BLK WP HR S P ERA WHIP	IP WLS BF H R ER SO BB IBB HBP BLK WP HR S P ERA WHIP	IP WLS BF H R ER SO BB IBB HBP BLK WP HR S P ERA WHIP	IP WLS BF H R ER SO BB IBB HBP BLK WP HR S P ERA WHIP	IP WLS BF H R ER SO BB IBB HBP BLK WP HR S P ERA WHIP	IP WLS BF H R ER SO BB IBB HBP BLK WP HR S P ERA WHIP	IP WLS BF H R ER SO BB IBB HBP BLK WP HR S P ERA WHIP	IP WLS BF H R ER SO BB IBB HBP BLK WP HR S P ERA WHIP	IP WLS BF H R ER SO BB IBB HBP BLK WP HR S P ERA WHIP	IP WLS BF H R ER SO BB IBB HBP BLK WP HR S P ERA WHIP	IP WLS BF H R ER SO BB IBB HBP BLK WP HR S P ERA WHIP	IP WLS BF H R ER SO BB IBB HBP BLK WP HR S P ERA WHIP	IP WLS BF H R ER SO BB IBB HBP BLK WP HR S P ERA WHIP	IP WLS BF H R ER SO BB IBB HBP BLK WP HR S P ERA WHIP	IP WLS BF H R ER SO BB IBB HBP BLK WP HR S P ERA WHIP	IP WLS BF H R ER SO BB IBB HBP BLK WP HR S P ERA WHIP	IP WLS BF H R ER SO BB IBB HBP BLK WP HR S P ERA WHIP	IP WLS BF H R ER SO BB IBB HBP BLK WP HR S P ERA WHIP	IP WLS BF H R ER SO BB IBB HBP BLK WP HR S P ERA WHIP	IP WLS BF H R ER SO BB IBB HBP BLK WP HR S P ERA WHIP	IP WLS BF H R ER SO BB IBB HBP BLK WP HR S P ERA WHIP	IP WLS BF H R ER SO BB IBB HBP BLK WP HR S P ERA WHIP

St. Louis Cardinals @ Washington Nationals  
Space Coast Stadium, Viera, FL  
Sat Mar 21 2009, 1:05 PM EDT  
Att: 6,182 - Partly Cloudy - 74 F

AB	42
R	11
H	15
RBI	11
BB	2
SO	3
LOB	13





Batter	1	2	3	4	5	6	7	8	9	AB	R	H	RBI	BB	SO	LOB	TOP							
85 Lastings Milledge, R OBP: 0.319, SLG: 0.528 (1, 8)										4	0	0	0	0	0	1								
22 Willie Harris, L OBP: 0.297, SLG: 0.290 8 Jose Castillo, R OBP: 0.423, SLG: 0.440 (1, 7) (8, 7)										3	0	1	0	0	0	1								
11 Ryan Zimmerman, R OBP: 0.300, SLG: 0.286 56 Joel Guzman, R OBP: 0.238, SLG: 0.400 (1, 5) (7, 3)										3	0	0	0	0	1	2								
34 Elijah Dukes, R OBP: 0.405, SLG: 0.469 29 Ryan Langerhans, L OBP: 0.400, SLG: 0.290 (1, 9) (7, 9)										2	0	0	0	1	2	1								
27 Kory Casto, L OBP: 0.265, SLG: 0.233 (1, 3) (7, 5)										3	0	0	0	0	0	2								
17 Javier Valentin, S OBP: 0.333, SLG: 0.435 23 Wil Nieves, R OBP: 0.350, SLG: 0.294 (1, 2) (7, 2)										3	0	0	0	0	0	0								
6 Anderson Hernandez, S OBP: 0.400, SLG: 0.385 (1, 4)										3	0	1	0	0	0	0								
12 Alberto Gonzalez, R OBP: 0.294, SLG: 0.303 (1, 6)										3	0	0	0	0	0	1								
31 John Lannan, L 59 Steven Shell, R Wily Mo Peña, R 4 Corey Patterson, L 75 Wilfredo Ledezma, L Zech Zinicola, R (1, 1) (7, 1) (8, PR) (8, PR) (8, 1) (9, 1)										2	0	0	0	0	1	1								
<b>Inning Stats</b>	R: 0 E: 1 K: 0 S: 4	H: 0 LOB: 2 BB: 1 P: 8	R: 0 E: 0 K: 0 S: 3	H: 0 LOB: 0 BB: 0 P: 3	R: 0 E: 0 K: 1 S: 5	H: 0 LOB: 0 BB: 0 P: 5	R: 0 E: 0 K: 1 S: 5	H: 0 LOB: 0 BB: 0 P: 5	R: 0 E: 0 K: 0 S: 4	H: 1 LOB: 1 BB: 0 P: 4	R: 0 E: 0 K: 2 S: 8	H: 1 LOB: 1 BB: 0 P: 8	R: 0 E: 0 K: 0 S: 3	H: 0 LOB: 0 BB: 0 P: 3	R: 0 E: 0 K: 0 S: 2	H: 0 LOB: 1 BB: 1 P: 6	R: 0 E: 0 K: 0 S: 3	H: 0 LOB: 0 BB: 0 P: 3	1B: 1 2B: 0 3B: 1 HR: 0	SF: 0 SAC: 0 DP: 0 HBP: 0	WP: 0 PB: 0 SB: 1 CS: 1	PA: 31		
<b>PITCHER</b>	IP WLS BF H R ER SO BB IBB HBP BLK WP HR S P ERA WHIP	IP WLS BF H R ER SO BB IBB HBP BLK WP HR S P ERA WHIP	IP WLS BF H R ER SO BB IBB HBP BLK WP HR S P ERA WHIP	IP WLS BF H R ER SO BB IBB HBP BLK WP HR S P ERA WHIP	IP WLS BF H R ER SO BB IBB HBP BLK WP HR S P ERA WHIP	IP WLS BF H R ER SO BB IBB HBP BLK WP HR S P ERA WHIP	IP WLS BF H R ER SO BB IBB HBP BLK WP HR S P ERA WHIP	IP WLS BF H R ER SO BB IBB HBP BLK WP HR S P ERA WHIP	IP WLS BF H R ER SO BB IBB HBP BLK WP HR S P ERA WHIP	IP WLS BF H R ER SO BB IBB HBP BLK WP HR S P ERA WHIP	IP WLS BF H R ER SO BB IBB HBP BLK WP HR S P ERA WHIP	IP WLS BF H R ER SO BB IBB HBP BLK WP HR S P ERA WHIP	IP WLS BF H R ER SO BB IBB HBP BLK WP HR S P ERA WHIP	IP WLS BF H R ER SO BB IBB HBP BLK WP HR S P ERA WHIP	IP WLS BF H R ER SO BB IBB HBP BLK WP HR S P ERA WHIP	IP WLS BF H R ER SO BB IBB HBP BLK WP HR S P ERA WHIP	IP WLS BF H R ER SO BB IBB HBP BLK WP HR S P ERA WHIP	IP WLS BF H R ER SO BB IBB HBP BLK WP HR S P ERA WHIP	IP WLS BF H R ER SO BB IBB HBP BLK WP HR S P ERA WHIP	IP WLS BF H R ER SO BB IBB HBP BLK WP HR S P ERA WHIP	IP WLS BF H R ER SO BB IBB HBP BLK WP HR S P ERA WHIP	IP WLS BF H R ER SO BB IBB HBP BLK WP HR S P ERA WHIP	IP WLS BF H R ER SO BB IBB HBP BLK WP HR S P ERA WHIP	IP WLS BF H R ER SO BB IBB HBP BLK WP HR S P ERA WHIP

Washington Nationals @ Houston Astros  
Osceola County Stadium, Kissimmee, FL  
Sun Mar 22 2009, 1:05 PM EDT  
Att: 3,558 - Cloudy - 71 F

AB	29
R	0
H	2
RBI	0
BB	2
SO	4
LOB	9



Batter	1	2	3	4	5	6	7	8	9	AB	R	H	RBI	BB	SO	LOB	BOTTOM						
3 Kazuo Matsui, S OBP: 0.122, SLG: 0.106 29 Geoff Geary, R (1, 4) (9, 1)										3	0	1	0	1	1	0							
77 Ivan Rodriguez, R OBP: 0.333, SLG: 0.333 46 J.R. Towles, R OBP: 0.158, SLG: 0.278 (1, 2) (8, 2)										3	0	1	0	0	0	1							
17 Lance Berkman, S OBP: 0.375, SLG: 0.455 21 Michael Bourn, L OBP: 0.274, SLG: 0.241 (1, 3) (7, PR) (8, 8)										3	0	1	0	0	0	1							
45 Carlos Lee, R OBP: 0.297, SLG: 0.167 31 David Newhan, L OBP: 0.324, SLG: 0.179 (1, 7) (9, 7)										3	0	1	0	0	0	1							
10 Miguel Tejada, R OBP: 0.276, SLG: 0.429 53 Wesley Wright, R (1, 6) (8, 1)										3	0	1	0	0	0	2							
89 Jason Smith, L OBP: 0.429, SLG: 0.600 (1, 9) (9, 4)										1	0	0	0	0	0	2							
9 Hunter Pence, R OBP: 0.320, SLG: 0.432 2 Darin Erstad, L OBP: 0.289, SLG: 0.286 (1, 9) (6, 9) (8, 3)										2	0	0	0	0	0	2							
4 Jason Michaels, R OBP: 0.200, SLG: 0.286 47 Jose Valverde, R (1, 8) (6, 1)										1	0	0	0	1	0	0							
26 Doug Brocail, L OBP: 0.316, SLG: 0.778 (7, 1) (8, 6)										0	0	0	0	0	0	0							
65 Chris Johnson, R OBP: 0.341, SLG: 0.412 (1, 5)										3	0	1	0	0	0	2							
38 Brian Moehler, R 27 Geoff Blum, S 73 Jeff Fulchino, R Reggie Abercrombie, R (1, 1) (3, PH) (4, 1) (8, 8) (8, 9)										0	0	0	0	0	0	0							
<b>Inning Stats</b>	R: 0 E: 0 K: 0 S: 3	H: 1 LOB: 0 BB: 0 P: 3	R: 0 E: 0 K: 0 S: 4	H: 2 LOB: 2 BB: 1 P: 9	R: 0 E: 0 K: 1 S: 5	H: 0 LOB: 0 BB: 0 P: 5	R: 0 E: 0 K: 0 S: 3	H: 0 LOB: 0 BB: 0 P: 3	R: 0 E: 0 K: 0 S: 3	H: 1 LOB: 1 BB: 0 P: 3	R: 0 E: 0 K: 0 S: 3	H: 1 LOB: 1 BB: 0 P: 4	R: 0 E: 0 K: 1 S: 7	H: 2 LOB: 3 BB: 1 P: 11	R: 1 E: 1 K: 0 S: 3	H: 0 LOB: 2 BB: 1 P: 7	1B: 7 2B: 0 3B: 0 HR: 0	SF: 0 SAC: 0 DP: 3 HBP: 0	WP: 1 PB: 0 SB: 1 CS: 1	PA: 33			
<b>PITCHER</b>	IP WLS BF H R ER SO BB IBB HBP BLK WP HR S P ERA WHIP	IP WLS BF H R ER SO BB IBB HBP BLK WP HR S P ERA WHIP	IP WLS BF H R ER SO BB IBB HBP BLK WP HR S P ERA WHIP	IP WLS BF H R ER SO BB IBB HBP BLK WP HR S P ERA WHIP	IP WLS BF H R ER SO BB IBB HBP BLK WP HR S P ERA WHIP	IP WLS BF H R ER SO BB IBB HBP BLK WP HR S P ERA WHIP	IP WLS BF H R ER SO BB IBB HBP BLK WP HR S P ERA WHIP	IP WLS BF H R ER SO BB IBB HBP BLK WP HR S P ERA WHIP	IP WLS BF H R ER SO BB IBB HBP BLK WP HR S P ERA WHIP	IP WLS BF H R ER SO BB IBB HBP BLK WP HR S P ERA WHIP	IP WLS BF H R ER SO BB IBB HBP BLK WP HR S P ERA WHIP	IP WLS BF H R ER SO BB IBB HBP BLK WP HR S P ERA WHIP	IP WLS BF H R ER SO BB IBB HBP BLK WP HR S P ERA WHIP	IP WLS BF H R ER SO BB IBB HBP BLK WP HR S P ERA WHIP	IP WLS BF H R ER SO BB IBB HBP BLK WP HR S P ERA WHIP	IP WLS BF H R ER SO BB IBB HBP BLK WP HR S P ERA WHIP	IP WLS BF H R ER SO BB IBB HBP BLK WP HR S P ERA WHIP	IP WLS BF H R ER SO BB IBB HBP BLK WP HR S P ERA WHIP	IP WLS BF H R ER SO BB IBB HBP BLK WP HR S P ERA WHIP	IP WLS BF H R ER SO BB IBB HBP BLK WP HR S P ERA WHIP	IP WLS BF H R ER SO BB IBB HBP BLK WP HR S P ERA WHIP	IP WLS BF H R ER SO BB IBB HBP BLK WP HR S P ERA WHIP	IP WLS BF H R ER SO BB IBB HBP BLK WP HR S P ERA WHIP

Washington Nationals @ Houston Astros  
Osceola County Stadium, Kissimmee, FL  
Sun Mar 22 2009, 1:05 PM EDT  
Att: 3,558 - Cloudy - 71 F

AB	30
R	1
H	7
RBI	1
BB	3
SO	2
LOB	15

















Batter	1	2	3	4	5	6	7	8	9	AB	R	H	RBI	BB	SO	LOB	TOP					
85 Lastings Milledge, R OBP: 0.276, SLG: 0.278 4 Corey Patterson, LF OBP: 0.125, SLG: 0.175 (8, PH)	G4-3		F8		G4-3			K		3	0	0	0	0	0	0	1 2					
10 Ronnie Belliard, R OBP: 0.280, SLG: 0.238 22 Willie Harris, L OBP: 0.268, SLG: 0.257 (8, PH)	F9		G6-3				K	K		3	0	0	0	0	1	0	1 0					
16 Josh Willingham, R OBP: 0.366, SLG: 0.412 (1, 7)	1B		K				K	FC5-4		4	0	1	0	0	2	2						
25 Austin Kearns, R OBP: 0.405, SLG: 0.516 (1, 9)	P6				P4			K	P4	4	0	0	0	0	1	1						
7 Josh Bard, S OBP: 0.360, SLG: 0.500 23 Wil Nieves, R OBP: 0.320, SLG: 0.273 (8, 2)		G3			K			F8	P2	3	0	0	0	0	1	0						
8 Jose Castillo, R OBP: 0.406, SLG: 0.452 13 Alex Cintron, S OBP: 0.313, SLG: 0.452 (7, 5)	FC6-4 1B							F8	K	3	0	2	0	0	0	0						
27 Kory Casto, L OBP: 0.262, SLG: 0.263 (1, 3)	FC6-4 1B		G3					G3-1		3	1	0	0	0	0	2						
12 Alberto Gonzalez, R OBP: 0.306, SLG: 0.371 Ian Desmond, R OBP: 0.357, SLG: 0.429 (7, 6)					F9				67 1B 2B	2	0	1	1	0	0	0						
31 John Lannan, L OBP: 0.400, SLG: 0.640 65 Gary Glover, R OBP: 0.313, SLG: 0.452 (8, 1)										1	0	1	0	0	0	0						
50 Garrett Mock, S OBP: 0.313, SLG: 0.452 67 Brad Eldred, R OBP: 0.313, SLG: 0.452 65 Gary Glover, R OBP: 0.313, SLG: 0.452 75 Wilfredo Ledezma, L OBP: 0.313, SLG: 0.452 (8, 1)	G2-3				K				16 FC5-4 1B	0	0	0	0	0	0	0						
<b>Inning Stats</b>	R: 0 E: 0 K: 0 S: 4	H: 1 LOB: 1 BB: 0 P: 4	R: 1 E: 0 K: 0 S: 5	H: 2 LOB: 1 BB: 0 P: 5	R: 0 E: 0 K: 1 S: 5	H: 0 LOB: 0 BB: 0 P: 5	R: 0 E: 0 K: 1 S: 6	H: 1 LOB: 1 BB: 0 P: 6	R: 0 E: 0 K: 1 S: 5	H: 0 LOB: 0 BB: 0 P: 5	R: 0 E: 0 K: 3 S: 9	H: 0 LOB: 0 BB: 0 P: 9	R: 0 E: 0 K: 0 S: 3	H: 0 LOB: 0 BB: 0 P: 3	R: 0 E: 0 K: 2 S: 9	H: 2 LOB: 2 BB: 0 P: 9	R: 0 E: 0 K: 1 S: 5	H: 0 LOB: 0 BB: 0 P: 5	1B: 3 2B: 2 3B: 1 HR: 0	SF: 0 SAC: 0 DP: 0 HBP: 0	WP: 0 PB: 0 CS: 0	PA: 33
<b>PITCHER</b>	IP WLS BF H R ER SO BB IBB HBP BLK WP HR S P ERA WHIP																					
57 Johan Santana, L ERA: 3.07 75 Francisco Rodriguez, R ERA: 0.0 25 Pedro Feliciano, L ERA: 0.0	(1, 1) (8, 9) (1, 1) (8, 1) (9, 1)	7.0 W 25 4 1 1 6 0 0 0 0 0 0 0 37 37 1.29 0.571																				

Washington Nationals @ New York Mets  
Tradition Field, Port St. Lucie, FL  
Fri Mar 27 2009, 7:10 PM EDT  
Att: 6,220 - Partly Cloudy - 78 F

AB	33
R	1
H	6
RBI	1
BB	0
SO	9
LOB	10



Batter	1	2	3	4	5	6	7	8	9	AB	R	H	RBI	BB	SO	LOB	BOTTOM			
7 José Reyes, S OBP: 0.351, SLG: 0.588 19 Ryan Church, L OBP: 0.411, SLG: 0.479 (8, 9)	G4-3	G6-3			P4			K		4	0	0	0	0	1	2				
1 Luis Castillo, S OBP: 0.467, SLG: 0.409 89 Jonathan Malo, R OBP: 0.154, SLG: 0.154 (8, 4)	G6-3		G6-4-3 HBP			15 F8 17 1B BB		E4 FC5-4		2	1	0	0	1	0	0				
5 David Wright, R OBP: 0.447, SLG: 0.385 75 Francisco Rodriguez, R OBP: 0.325, SLG: 0.529 25 Pedro Feliciano, L OBP: 0.325, SLG: 0.529 (8, 1)	G5-3		G6-4-3 1-2			28 1B 1-2		FC5-4 1-2		4	0	1	0	0	0	2				
21 Carlos Delgado, L OBP: 0.636, SLG: 0.824 6 Nick Evans, R OBP: 0.325, SLG: 0.529 (1, 3)		15 2B 17 G4-3 1B			K				28 1B 2B	4	2	2	0	0	1	2				
15 Carlos Beltrán, S OBP: 0.391, SLG: 0.652 18 Jeremy Reed, L OBP: 0.492, SLG: 0.596 (1, 8)		17 G4-3 28 1B 2B			G5-3			F8	K	4	1	1	0	0	1	3				
17 Fernando Tatis, R OBP: 0.447, SLG: 0.686 (8, 5)		G4-3			G3				F8	4	0	1	2	0	0	2				
28 Daniel Murphy, L OBP: 0.410, SLG: 0.471 62 Bobby Kielty, S OBP: 0.390, SLG: 0.440 (1, 7)		2-3 3-H			G3					4	0	3	2	0	0	0				
11 Ramon Castro, R OBP: 0.276, SLG: 0.464 (1, 2)		57 SH5-4 1B								0	0	0	0	0	0	0				
57 Johan Santana, L ERA: 1.86 9 Marlon Anderson, L OBP: 0.256, SLG: 0.289 3 Alex Cora, L OBP: 0.273, SLG: 0.250 (8, 6)		1-2 2-3								1	0	0	0	0	0	0				
<b>Inning Stats</b>	R: 0 E: 0 K: 0 S: 3	H: 0 LOB: 0 BB: 0 P: 3	R: 2 E: 0 K: 0 S: 7	H: 4 LOB: 2 BB: 0 P: 7	R: 0 E: 0 K: 1 S: 4	H: 0 LOB: 0 BB: 0 P: 6	R: 0 E: 0 K: 0 S: 3	H: 0 LOB: 0 BB: 0 P: 3	R: 0 E: 0 K: 1 S: 5	H: 0 LOB: 0 BB: 0 P: 5	R: 1 E: 0 K: 0 S: 6	H: 3 LOB: 3 BB: 1 P: 10	R: 0 E: 1 K: 1 S: 6	H: 0 LOB: 1 BB: 0 P: 6	R: 1 E: 0 K: 1 S: 7	H: 2 LOB: 1 BB: 0 P: 7	1B: 7 2B: 2 3B: 0 HR: 0	SF: 0 SAC: 1 DP: 1 HBP: 1	WP: 0 PB: 0 CS: 0	PA: 35
<b>PITCHER</b>	IP WLS BF H R ER SO BB IBB HBP BLK WP HR S P ERA WHIP																			
31 John Lannan, L ERA: 4.85 65 Gary Glover, R ERA: 9.0 75 Wilfredo Ledezma, L ERA: 1.86	(1, 1) (7, 1) (8, 1) (8, 1)	6.0 L 26 4 0 0 0 1 0 0 0 0 0 0 6 6 4.50 1.333																		

Washington Nationals @ New York Mets  
Tradition Field, Port St. Lucie, FL  
Fri Mar 27 2009, 7:10 PM EDT  
Att: 6,220 - Partly Cloudy - 78 F

AB	32
R	4
H	9
RBI	4
BB	1
SO	4
LOB	15





Batter	1	2	3	4	5	6	7	8	9	AB	R	H	RBI	BB	SO	LOB	TOP			
3 Kazuo Matsui, S OBP: 0.182, SLG: 0.203 31 David Newhan, L OBP: 0.325, SLG: 0.206										3	1	1	0	0	1	2	<b>Houston Astros @ Washington Nationals</b> Space Coast Stadium, Viera, FL Sat Mar 28 2009, 1:05 PM EDT Att: 3,251 - Partly Cloudy - 82 F  <b>AB</b> 37 <b>R</b> 3 <b>H</b> 9 <b>RBI</b> 3 <b>BB</b> 1 <b>SO</b> 6 <b>LOB</b> 24  			
21 Michael Bourn, L OBP: 0.310, SLG: 0.288										5	1	2	1	0	1	3				
9 Hunter Pence, R OBP: 0.373, SLG: 0.475 89 Jason Smith, L OBP: 0.451, SLG: 0.583										3	0	1	0	0	0	1				
45 Carlos Lee, R OBP: 0.288, SLG: 0.190 48 Tim Byrdak, L										4	0	0	1	0	2	5				
70 Brian Esposito, R (9, PH)										0	0	0	0	0	0	0				
10 Miguel Tejada, R OBP: 0.328, SLG: 0.550 Reggie Abercrombie, R OBP: 0.400, SLG: 0.485										2	0	0	1	0	0	1				
65 Chris Johnson, R OBP: 0.314, SLG: 0.372										4	0	1	0	0	0	2				
2 Darin Erstad, L OBP: 0.283, SLG: 0.265										3	0	0	0	1	0	1				
55 Humberto Quintero, R OBP: 0.135, SLG: 0.243 72 Lou Santangelo, R OBP: 0.278, SLG: 0.500										3	0	0	0	0	0	1				
56 Jose Capellan, R OBP: 0.667, SLG: 0.667 53 Wesley Wright, R (6, 1)										1	1	1	0	0	0	0				
4 Jason Michaels, R OBP: 0.237, SLG: 0.306 (7, 7)										0	0	0	0	0	0	0				
<b>Inning Stats</b>	R: 1 E: 0 K: 1 S: 7	H: 2 LOB: 1 BB: 0 P: 10	R: 0 E: 0 K: 0 S: 3	H: 0 LOB: 0 BB: 0 P: 3	R: 2 E: 2 K: 1 S: 9	H: 2 LOB: 2 BB: 0 P: 9	R: 0 E: 1 K: 0 S: 4	H: 0 LOB: 1 BB: 0 P: 4	R: 0 E: 0 K: 0 S: 3	H: 0 LOB: 0 BB: 0 P: 3	R: 0 E: 0 K: 0 S: 3	H: 0 LOB: 1 BB: 0 P: 7	R: 0 E: 0 K: 2 S: 9	H: 1 LOB: 1 BB: 0 P: 4	R: 0 E: 0 K: 2 S: 9	H: 2 LOB: 2 BB: 0 P: 9	1B: 8 2B: 1 3B: 0 HR: 0	SF: 1 SAC: 1 DP: 0 HBP: 0	WP: 1 PB: 0 SB: 2 CS: 0	PA: 40
<b>PITCHER</b>	IP WLS BF H R ER SO BB IBB HBP BLK WP HR S P ERA WHIP																			
19 Scott Olsen, L ERA: 4.18	5.2 W 25 4 2 1 2 1 0 0 0 0 1 0 28 35 1.59 0.882																			
55 Julian Tavaraz, R ERA:	1.1 H 6 2 0 0 2 0 0 0 0 0 0 0 10 10 0.00 1.500																			
97 Joe Beimel, L ERA:	1.0 H 4 1 0 0 0 0 0 0 0 0 0 0 4 4 0.00 1.000																			
43 Jesus Colome, R ERA: 1.0	1.0 S 5 2 0 0 2 0 0 0 0 0 0 0 9 9 0.00 2.000																			

Batter	1	2	3	4	5	6	7	8	9	AB	R	H	RBI	BB	SO	LOB	BOTTOM	
22 Willie Harris, L OBP: 0.261, SLG: 0.250 (6, 4)										5	0	1	0	0	1	2	<b>Houston Astros @ Washington Nationals</b> Space Coast Stadium, Viera, FL Sat Mar 28 2009, 1:05 PM EDT Att: 3,251 - Partly Cloudy - 82 F  <b>AB</b> 32 <b>R</b> 6 <b>H</b> 8 <b>RBI</b> 5 <b>BB</b> 5 <b>SO</b> 6 <b>LOB</b> 14  	
15 Cristian Guzman, S OBP: 0.250, SLG: 0.340 12 Alberto Gonzalez, R OBP: 0.306, SLG: 0.371										4	0	0	0	0	2	3		
11 Ryan Zimmerman, R OBP: 0.271, SLG: 0.256 23 Wil Nieves, R OBP: 0.320, SLG: 0.273										4	0	0	0	0	0	0		
44 Adam Dunn, L OBP: 0.533, SLG: 0.636 (6, 3)										3	2	2	0	1	1	0		
34 Elijah Dukes, R OBP: 0.400, SLG: 0.447 (6, 8)										3	1	0	0	1	1	3		
24 Nick Johnson, L OBP: 0.400, SLG: 0.537 16 Josh Willingham, R OBP: 0.372, SLG: 0.417										1	2	1	0	1	0	0		
3 Jesus Flores, R OBP: 0.300, SLG: 0.300 97 Joe Beimel, L										4	1	1	1	0	0	3		
43 Jesus Colome, R (9, 1)										0	0	0	0	0	0	0		
13 Alex Cintron, S OBP: 0.353, SLG: 0.606 25 Austin Kearns, R OBP: 0.410, SLG: 0.500										2	0	2	4	0	0	0		
19 Scott Olsen, L 55 Julian Tavaraz, L 27 Kory Casto, L OBP: 0.256, SLG: 0.256										1	0	0	0	1	0	1		
<b>Inning Stats</b>	R: 0 E: 0 K: 2 S: 7	H: 3 LOB: 1 BB: 0 P: 7	R: 2 E: 0 K: 0 S: 6	H: 3 LOB: 1 BB: 0 P: 6	R: 0 E: 0 K: 0 S: 3	H: 0 LOB: 0 BB: 0 P: 3	R: 3 E: 0 K: 0 S: 5	H: 3 LOB: 1 BB: 2 P: 13	R: 0 E: 0 K: 1 S: 7	H: 2 LOB: 3 BB: 1 P: 12	R: 1 E: 1 K: 1 S: 6	H: 0 LOB: 1 BB: 1 P: 11	R: 0 E: 0 K: 0 S: 3	H: 0 LOB: 0 BB: 0 P: 3	1B: 4 2B: 2 3B: 2 HR: 0	SF: 0 SAC: 0 DP: 1 HBP: 0	WP: 0 PB: 1 SB: 1 CS: 0	PA: 37
<b>PITCHER</b>	IP WLS BF H R ER SO BB IBB HBP BLK WP HR S P ERA WHIP																	
56 Jose Capellan, R ERA: 4.58	5.0 L 23 6 5 5 4 3 0 0 0 0 0 0 28 40 9.00 1.800																	
53 Wesley Wright, L ERA:	1.0 6 2 0 0 1 1 0 0 0 0 0 0 7 12 0.00 3.000																	
48 Tim Byrdak, L ERA: 5.11	2.0 8 0 1 0 1 1 0 0 0 0 0 0 9 14 0.00 0.500																	







Batter	1	2	3	4	5	6	7	8	9	AB	R	H	RBI	BB	SO	LOB	TOP											
34 Clete Thomas, L (1, 8) OBP: 0.333, SLG: 0.500										3	1	2	2	1	1	0	<b>Detroit Tigers @ Washington Nationals</b> Space Coast Stadium, Viera, FL Mon Mar 30 2009, 1:05 PM EDT Att: 3,592 - Sunny - 76 F											
66 Will Rhymes, L (1, 4) OBP: 0.229, SLG: 0.394 Shawn Roof, R (7, 4)										3	0	0	0	1	2	2												
12 Gerald Laird, R (1, 2) OBP: 0.409, SLG: 0.550 61 Dane Sardinha, R (8, 2) OBP: 0.357, SLG: 0.462										4	0	0	0	0	2	0												
33 Marcus Thames, R (1, 10) OBP: 0.279, SLG: 0.395										4	0	0	0	1	3	0												
19 Jeff Larish, L (1, 5) OBP: 0.357, SLG: 0.483										4	0	0	0	0	0	0												
4 Adam Everett, R (1, 6) OBP: 0.244, SLG: 0.364 Audy Ciriaco, R (6, 6)										3	0	0	0	0	0	0												
26 Mike Hessman, R (1, 3) OBP: 0.255, SLG: 0.354										4	0	1	0	0	1	0												
25 Ryan Raburn, R (1, 7) OBP: 0.274, SLG: 0.264										4	1	1	1	0	1	2												
27 Brent Clevlen, R (1, 9) OBP: 0.357, SLG: 0.367										3	1	1	0	0	1	0												
<b>Inning Stats</b>	R: 0 E: 0 K: 1 S: 5	H: 0 LOB: 1 BB: 1 P: 9	R: 0 E: 0 K: 1 S: 5	H: 0 LOB: 0 BB: 0 P: 5	R: 3 E: 0 K: 2 S: 11	H: 3 LOB: 0 BB: 0 P: 14	R: 0 E: 1 K: 1 S: 6	H: 0 LOB: 1 BB: 0 P: 6	R: 0 E: 1 K: 1 S: 7	H: 1 LOB: 2 BB: 0 P: 7	R: 0 E: 0 K: 0 S: 3	H: 0 LOB: 1 BB: 1 P: 3	R: 0 E: 0 K: 0 S: 5	H: 0 LOB: 0 BB: 0 P: 9	R: 0 E: 0 K: 0 S: 3	H: 0 LOB: 0 BB: 0 P: 3		R: 0 E: 0 K: 1 S: 5	H: 1 LOB: 5 BB: 0 P: 5	1B: 3 2B: 0 3B: 0 HR: 2	SF: 0 SAC: 0 DP: 1 HBP: 0	WP: 0 PB: 0 SB: 0 CS: 0	PA: 35					
<b>PITCHER</b>	IP	WLS	BF	H	R	ER	SO	BB	IBB	HBP	BLK	WP	HR	S	P	ERA	WHIP											
39 Shairon Martis, R (1, 1) ERA: 2.31	4.1	L	19	4	3	3	5	1	0	0	0	0	0	2	29	36	6.23	1.154										
97 Joe Beimeel, L (5, 1) ERA:	1.2		6	0	0	0	1	0	0	0	0	0	0	8	8	0.00	0.000											
65 Gary Glover, R (7, 1) ERA: 7.71	1.0		4	0	0	0	1	1	0	0	0	0	0	5	9	0.00	1.000											
57 Jason Bergmann, R (8, 1) ERA:	1.0		3	0	0	0	0	0	0	0	0	0	0	3	3	0.00	0.000											
50 Garrett Mock, R (9, 1) ERA: 4.5	1.0		3	1	0	0	1	0	0	0	0	0	0	5	5	0.00	1.000											

Batter	1	2	3	4	5	6	7	8	9	AB	R	H	RBI	BB	SO	LOB	BOTTOM										
24 Nick Johnson, L (1, 10) OBP: 0.370, SLG: 0.489										4	0	0	0	0	3	2	<b>Detroit Tigers @ Washington Nationals</b> Space Coast Stadium, Viera, FL Mon Mar 30 2009, 1:05 PM EDT Att: 3,592 - Sunny - 76 F										
15 Cristian Guzman, S (1, 6) OBP: 0.236, SLG: 0.315 12 Alberto Gonzalez, R (7, 6) OBP: 0.316, SLG: 0.405										3	1	1	0	0	0	0											
11 Ryan Zimmerman, R (1, 5) OBP: 0.273, SLG: 0.306 27 Kory Casto, L (8, 5) OBP: 0.238, SLG: 0.238										3	1	1	2	0	0	0											
44 Adam Dunn, L (1, 3) OBP: 0.409, SLG: 0.412 85 Lastings Milledge, R (9, PR) OBP: 0.274, SLG: 0.276										3	0	0	0	1	2	0											
34 Elijah Dukes, R (1, 8) OBP: 0.367, SLG: 0.405										4	0	0	0	0	3	1											
16 Josh Willingham, R (1, 7) OBP: 0.340, SLG: 0.442										3	0	0	0	0	1	0											
25 Austin Kearns, R (1, 9) OBP: 0.422, SLG: 0.472										2	0	0	0	1	1	0											
3 Jesus Flores, R (1, 2) OBP: 0.167, SLG: 0.250 23 Wil Nieves, R (7, 2) OBP: 0.346, SLG: 0.304										2	0	0	0	0	1	1											
22 Willie Harris, L (1, 4) OBP: 0.245, SLG: 0.233 13 Alex Cintron, S (8, PH) OBP: 0.342, SLG: 0.556										2	0	0	0	0	1	0											
<b>Inning Stats</b>	R: 2 E: 0 K: 3 S: 12	H: 2 LOB: 0 BB: 0 P: 12	R: 0 E: 0 K: 0 S: 2	H: 0 LOB: 1 BB: 1 P: 6	R: 0 E: 0 K: 2 S: 7	H: 0 LOB: 0 BB: 0 P: 7	R: 0 E: 0 K: 2 S: 7	H: 0 LOB: 0 BB: 0 P: 7	R: 0 E: 0 K: 2 S: 7	H: 0 LOB: 0 BB: 0 P: 7	R: 0 E: 0 K: 0 S: 3	H: 0 LOB: 0 BB: 0 P: 3	R: 0 E: 0 K: 1 S: 5	H: 0 LOB: 0 BB: 0 P: 5	R: 0 E: 0 K: 2 S: 8	H: 1 LOB: 2 BB: 1 P: 12		R: 0 E: 0 K: 0 S: 3	H: 0 LOB: 1 BB: 1 P: 7	1B: 2 2B: 0 3B: 0 HR: 1	SF: 0 SAC: 0 DP: 1 HBP: 0	WP: 0 PB: 0 SB: 0 CS: 0	PA: 32				
<b>PITCHER</b>	IP	WLS	BF	H	R	ER	SO	BB	IBB	HBP	BLK	WP	HR	S	P	ERA	WHIP										
58 Armando Galarraga, R (1, 1) ERA: 3.98	5.0		17	2	2	2	9	1	0	0	0	0	0	3	39	3.60	0.600										
37 Brandon Lyon, R (6, 1) ERA: 5.4	1.0	H	3	0	0	0	0	0	0	0	0	0	0	3	3	0.00	0.000										
56 Fernando Rodney, R (7, 1) ERA: 7.0	1.0	H	3	0	0	0	1	0	0	0	0	0	0	5	5	0.00	0.000										
59 Juan Rincon, R (8, 1) ERA:	1.0	H	5	1	0	0	2	1	0	0	0	0	0	8	12	0.00	2.000										
74 Ryan Perry, R (9, 1) ERA: 0.84	1.0	S	4	0	0	0	0	1	0	0	0	0	0	3	7	0.00	1.000										

AB	33
R	3
H	5
RBI	3
BB	2
SO	8
LOB	9



AB	29
R	2
H	3
RBI	2
BB	3
SO	12
LOB	4





Batter	1	2	3	4	5	6	7	8	9	AB	R	H	RBI	BB	SO	LOB	TOP										
85 Lastings Milledge, R OBP: 0.281, SLG: 0.263 Justin Maxwell, R OBP: 0.412, SLG: 0.571	G6-3			FC1-6 15 1B		HR	F7		FC5-4 12 BB	2	0	1	0	0	0	0	Washington Nationals @ Detroit Tigers Joker Marchant Stadium, Lakeland, FL Tue Mar 31 2009, 1:05 PM EDT Att: 4,404 - Cloudy - 84 F										
15 Cristian Guzman, S OBP: 0.224, SLG: 0.298 12 Alberto Gonzalez, R OBP: 0.300, SLG: 0.385	G6-3			FC1-6 11 1B 24 CS		F8	F9		FC5-4	3	1	0	0	0	0	1											
11 Ryan Zimmerman, R OBP: 0.276, SLG: 0.308 27 Kory Castro, L OBP: 0.234, SLG: 0.233	K			24 CS 1B		K			G3-1	3	0	1	0	0	2	0											
24 Nick Johnson, L OBP: 0.379, SLG: 0.500		F7		34 G5-4-3 BB		HR			K	3	1	1	0	1	1	0											
34 Elijah Dukes, R OBP: 0.353, SLG: 0.386 16 Josh Willingham, R OBP: 0.346, SLG: 0.432	G5-3			G5-4-3		HR			G5-3	2	0	0	0	0	0	2											
21 Dmitri Young, S OBP: 0.400, SLG: 0.625 22 Willie Harris, L OBP: 0.245, SLG: 0.233	G4-3									4	1	2	3	0	0	0											
25 Austin Kearns, R OBP: 0.408, SLG: 0.525			K						HR	4	1	1	2	0	2	0											
10 Ronnie Belliard, R OBP: 0.276, SLG: 0.240 13 Alex Cintron, S OBP: 0.333, SLG: 0.541	G6-3								G4-3	3	0	1	0	0	0	0											
3 Jesus Flores, R OBP: 0.143, SLG: 0.214 7 Josh Bard, S OBP: 0.333, SLG: 0.444	G5-3					P3			G5-3	2	0	0	0	0	0	0											
<b>Inning Stats</b>	R: 0 E: 0 K: 1 S: 5	H: 0 LOB: 0 BB: 0 P: 5	R: 0 E: 0 K: 0 S: 3	H: 0 LOB: 0 BB: 0 P: 3	R: 0 E: 0 K: 1 S: 5	H: 0 LOB: 0 BB: 0 P: 5	R: 1 E: 0 K: 0 S: 4	H: 2 LOB: 1 BB: 1 P: 8	R: 0 E: 0 K: 0 S: 3	H: 0 LOB: 2 BB: 0 P: 3	R: 1 E: 0 K: 1 S: 7	H: 1 LOB: 0 BB: 0 P: 9	R: 3 E: 0 K: 1 S: 11	H: 4 LOB: 2 BB: 1 P: 16	R: 0 E: 0 K: 1 S: 5	H: 0 LOB: 0 BB: 0 P: 5		R: 2 E: 0 K: 0 S: 6	H: 2 LOB: 1 BB: 1 P: 10	1B: 5 2B: 1 3B: 0 HR: 3	SF: 0 SAC: 0 DP: 1 HBP: 0	WP: 0 PB: 0 SB: 0 CS: 2	PA: 38				
<b>PITCHER</b>	IP	WLS	BF	H	R	ER	SO	BB	IBB	HBP	BLK	WP	HR	S	P	ERA	WHIP										
48 Rick Porcello, R ERA: 2.63	5.0		17	2	1	0	2	1	0	0	0	0	0	20	24	0.00	0.600										
37 Brandon Lyon, R ERA: 5.73	1.0	L	4	1	1	1	1	0	0	0	0	0	1	7	9	9.00	1.000										
29 Nate Robertson, L ERA: 5.52	3.0		17	6	5	5	2	2	0	0	0	0	2	22	31	15.00	2.667										

Batter	1	2	3	4	5	6	7	8	9	AB	R	H	RBI	BB	SO	LOB	BOTTOM										
13 Josh Anderson, L OBP: 0.297, SLG: 0.443 Luis Salas, R OBP: 0.500, SLG: 1.000	K						FC3-6 2B		K	2	0	0	0	2	1	1	Washington Nationals @ Detroit Tigers Joker Marchant Stadium, Lakeland, FL Tue Mar 31 2009, 1:05 PM EDT Att: 4,404 - Cloudy - 84 F										
14 Placido Polanco, R OBP: 0.286, SLG: 0.403 Brandon Douglas, R OBP: 0.500, SLG: 1.000	F8								G6-4-3	3	0	0	0	0	0	3											
30 Magglio Ordonez, R OBP: 0.259, SLG: 0.130 25 Ryan Raburn, R OBP: 0.270, SLG: 0.259	K									2	1	1	0	1	1	1											
24 Miguel Cabrera, R OBP: 0.333, SLG: 0.577 19 Jeff Larish, L OBP: 0.366, SLG: 0.508	K									3	0	1	0	0	1	2											
28 Curtis Granderson, L OBP: 0.424, SLG: 0.679 27 Brent Cleven, R OBP: 0.351, SLG: 0.360	K									3	0	1	1	0	1	1											
33 Marcus Thames, R OBP: 0.277, SLG: 0.366	F7									3	0	0	0	1	0	3											
15 Brandon Inge, R OBP: 0.267, SLG: 0.407 26 Mike Hessman, R OBP: 0.250, SLG: 0.347	G6-3									3	0	0	0	0	0	2											
20 Matt Treanor, R OBP: 0.267, SLG: 0.407 61 Dane Sardinha, R OBP: 0.333, SLG: 0.429	F8									2	0	1	0	0	0	0											
4 Adam Everett, R OBP: 0.234, SLG: 0.348 Gustavo Nunez, S	G1-3									1	0	0	0	0	1	1											
54 Kyle Peter, L OBP: 0.667, SLG: 0.667										1	0	1	0	0	0	0											
<b>Inning Stats</b>	R: 0 E: 0 K: 2 S: 7	H: 0 LOB: 1 BB: 1 P: 11	R: 0 E: 0 K: 1 S: 5	H: 0 LOB: 0 BB: 0 P: 5	R: 0 E: 0 K: 1 S: 5	H: 0 LOB: 0 BB: 0 P: 5	R: 1 E: 0 K: 0 S: 4	H: 1 LOB: 1 BB: 1 P: 8	R: 0 E: 0 K: 0 S: 5	H: 0 LOB: 2 BB: 0 P: 5	R: 0 E: 0 K: 1 S: 7	H: 2 LOB: 2 BB: 0 P: 7	R: 1 E: 0 K: 1 S: 6	H: 1 LOB: 1 BB: 1 P: 11	R: 0 E: 0 K: 1 S: 5	H: 1 LOB: 0 BB: 0 P: 5	1B: 3 2B: 4 3B: 0 HR: 0	SF: 0 SAC: 0 DP: 1 HBP: 1	WP: 1 PB: 0 SB: 1 CS: 0	PA: 38							
<b>PITCHER</b>	IP	WLS	BF	H	R	ER	SO	BB	IBB	HBP	BLK	WP	HR	S	P	ERA	WHIP										
39 Craig Stammen, R ERA: 2.25	1.0	W	5	0	0	0	0	1	0	1	0	0	0	3	8	0.00	1.000										
50 Garrett Mock, R ERA: 4.2	1.0	H	5	2	0	0	0	0	0	0	0	0	0	5	5	0.00	2.000										
35 Ryan Wagner, R ERA: 4.5	1.0		5	2	0	0	1	0	0	0	0	0	0	7	7	0.00	2.000										
65 Gary Clover, R ERA: 7.88	1.0		5	1	1	1	1	1	0	0	0	1	0	6	11	9.00	2.000										
<b>PITCHER</b>	IP	WLS	BF	H	R	ER	SO	BB	IBB	HBP	BLK	WP	HR	S	P	ERA	WHIP										
44 Adam Carr, R ERA:	1.0		3	1	0	0	1	0	0	0	0	0	0	5	5	0.00	1.000										

Washington Nationals  
Joker Marchant Stadium, Lakeland, FL  
Tue Mar 31 2009, 1:05 PM EDT  
Att: 4,404 - Cloudy - 84 F

Washington Nationals @ Detroit Tigers  
Joker Marchant Stadium, Lakeland, FL  
Tue Mar 31 2009, 1:05 PM EDT  
Att: 4,404 - Cloudy - 84 F

AB	35
R	7
H	9
RBI	6
BB	3
SO	5
LOB	10



AB	33
R	2
H	7
RBI	2
BB	4
SO	7
LOB	21





Batter	1	2	3	4	5	6	7	8	9	AB	R	H	RBI	BB	SO	LOB	TOP					
85 Lastings Milledge, R OBP: 0.275, SLG: 0.266	(1, 8) 0-3 K		(2) 0-0 G4-3		(3) 0-0 G6-3			(1) 0-0 G6-4-3	(4-1) BB	4	0	0	0	1	1	2	<b>Washington Nationals @ Toronto Blue Jays</b> Dunedin Stadium, Dunedin, FL Wed Apr 01 2009, 1:05 PM EDT Att. 1,697 - Overcast - 74 F					
Roger Bernadina, L OBP: 0.250, SLG: 0.452	(1, 7) 0-0 L6		(3) 0-0 L4			(1) 0-0 G3		(3) 0-0 G4-3	(3) 0-0 F7	3	0	0	0	0	0	0						
Mike Daniel, L	(8, PH) 0-0 L6									2	0	0	0	0	0	2						
34 Elijah Dukes, R OBP: 0.333, SLG: 0.362	(1, 10) 0-3 K			(1) 0-3 K					(1) 0-3 K	3	0	0	0	0	3	0						
Ofilio Castro, R	(9, PH) 0-0 K									1	0	0	0	0	1	0						
67 Brad Eldred, R OBP: 0.406, SLG: 0.630	(1, 3) 0-0 L9			(2) 0-0 L9						2	0	1	0	0	0	0						
Bill Rhinehart, L OBP: 1.000, SLG: 1.000	(6, PH) 0-0 L9									1	0	1	0	0	0	0						
Jhonatan Solano, R OBP: 1.000, SLG: 2.000	(9, PH) 0-0 1B								(2) 56 1B	1	1	1	0	0	0	0						
27 Kory Casto, L OBP: 0.224, SLG: 0.222	(1, 5) 0-0 G6-3			(3) 0-0 G3					(3) 23 1B	2	0	0	0	0	0	1						
56 Joel Guzman, R OBP: 0.261, SLG: 0.409	(6, PH) 0-0 G6-3								(2) 2 FC8-6	2	1	1	1	0	1	1						
7 Josh Bard, S OBP: 0.375, SLG: 0.552	(1, 2) 0-0 E								(2) 2 FC8-6	2	2	2	0	0	0	0						
23 Wil Nieves, R OBP: 0.357, SLG: 0.320	(6, 2) 0-0 E								(1-2) 2 BB	2	1	1	0	0	0	0						
Justin Maxwell, R OBP: 0.395, SLG: 0.516	(1, 9) 0-0 E5								(4-0) 2 FC8-6	3	0	0	0	1	0	1						
7 Pete Orr, L OBP: 0.600, SLG: 0.625	(1, 4) 0-0 G4-3								(2) 2 FC8-6	1	0	0	1	0	0	1						
2 Michael Martinez, S OBP: 0.333, SLG: 0.333	(6, 4) 0-0 G4-3								(1-2) 2-3 3-H	2	1	0	1	0	0	2						
12 Alberto Gonzalez, R OBP: 0.310, SLG: 0.415	(1, 6) 0-0 F8								(1-2) 2-3 3-H	2	0	1	0	0	0	0						
Stephen King, R OBP: 1.000, SLG: 2.000	(6, 6) 0-0 F8								(1-2) 2-3 3-H	1	0	1	2	1	0	0						
<b>Inning Stats</b>	R: 0 E: 0 K: 2 S: 7	H: 0 LOB: 0 BB: 0 P: 7	R: 1 E: 1 K: 0 S: 5	H: 2 LOB: 1 BB: 0 P: 5	R: 0 E: 0 K: 0 S: 3	H: 0 LOB: 0 BB: 0 P: 3	R: 0 E: 0 K: 1 S: 5	H: 0 LOB: 0 BB: 0 P: 5	R: 1 E: 0 K: 0 S: 5	H: 2 LOB: 1 BB: 0 P: 5	R: 0 E: 0 K: 0 S: 8	H: 1 LOB: 0 BB: 0 P: 8	R: 0 E: 0 K: 0 S: 3	H: 0 LOB: 0 BB: 0 P: 3	R: 0 E: 0 K: 0 S: 2	H: 0 LOB: 0 BB: 1 P: 6	R: 4 E: 0 K: 1 S: 10	H: 4 LOB: 2 BB: 2 P: 18	1B: 4 2B: 5 3B: 0 HR: 0	SF: 1 SAC: 0 DP: 2 HBP: 0	WP: 0 PB: 0 SB: 0 CS: 0	PA: 38
<b>PITCHER</b>	IP WLS BF H R ER SO BB IBB HBP BLK WP HR S P ERA WHIP	IP WLS BF H R ER SO BB IBB HBP BLK WP HR S P ERA WHIP																				
32 Roy Halladay, R ERA: 3.27	(1, 1) 6.0 W	23	5	2	1	5	0	0	0	0	0	0	0	0	0	33	33	1.50	0.833			
52 B.J. Ryan, L ERA: 7.58	(7, 1) 1.0	3	0	0	0	0	0	0	0	0	0	0	0	0	3	3	0.00	0.000				
37 Scott Downs, L ERA: 5.4	(8, 1) 1.0	3	0	0	0	0	1	0	0	0	0	0	0	2	6	0.00	1.000					
Tim Collins, L ERA: 54.0	(9, 1) 0.2	8	4	4	4	1	2	0	0	0	0	0	0	9	17	54.00	9.000					
Michael Barbara, R ERA:	(9, 1) 0.1	S	1	0	0	0	0	0	0	0	0	0	0	1	1	0.00	0.000					

AB 34  
R 6  
H 9  
RBI 5  
BB 3  
SO 6  
LOB 10



AB 33  
R 7  
H 11  
RBI 6  
BB 3  
SO 1  
LOB 12









Batter	1	2	3	4	5	6	7	8	9	AB	R	H	RBI	BB	SO	LOB	TOP											
85 Lastings Milledge, R OBP: 0.270, SLG: 0.504	G5-3			G4-3		G6-3			HR	4	1	1	1	0	0	0	<b>Washington Nationals @ Baltimore Orioles</b> Harbor Park, Norfolk, VA Fri Apr 03 2009, 3:30 PM EDT Att: 11,833 - Partly Cloudy - 81 F											
24 Nick Johnson, L OBP: 0.381, SLG: 0.471 27 Kory Casto, L OBP: 0.216, SLG: 0.213	G3-1			11 HR BB		G4-3			G6-3	2	1	0	0	1	0	0												
11 Ryan Zimmerman, R OBP: 0.338, SLG: 0.517 13 Alex Cintron, S OBP: 0.366, SLG: 0.667	F8			HR						3	1	2	2	0	0	0												
44 Adam Dunn, L OBP: 0.357, SLG: 0.348 Justin Maxwell, R OBP: 0.376, SLG: 0.486	F9			F9		FC4-6 16 G3-6-3			2B	3	0	0	0	0	0	1												
16 Josh Willingham, R OBP: 0.339, SLG: 0.412 Roger Bernadina, L OBP: 0.273, SLG: 0.452	K			K		G3-6-3			P3	3	0	0	0	0	0	1												
34 Elijah Dukes, R OBP: 0.305, SLG: 0.327	K									3	0	0	0	0	1	0												
3 Jesus Flores, R OBP: 0.200, SLG: 0.250 7 Josh Bard, S OBP: 0.364, SLG: 0.533	G5-3			G3-1					F8	2	0	0	0	0	0	0												
22 Willie Harris, L OBP: 0.222, SLG: 0.298	P5			F8					G4-3	3	0	0	0	0	0	0												
12 Alberto Gonzalez, R OBP: 0.289, SLG: 0.386	G6-3			F8					G5-3	3	0	0	0	0	0	0												
<b>Inning Stats</b>	R: 0 E: 0 K: 0 S: 3	H: 0 LOB: 0 BB: 0 P: 4	R: 0 E: 0 K: 2 S: 7	H: 0 LOB: 0 BB: 0 P: 7	R: 0 E: 0 K: 0 S: 3	H: 0 LOB: 0 BB: 0 P: 3	R: 2 E: 0 K: 1 S: 7	H: 1 LOB: 0 BB: 1 P: 11	R: 0 E: 0 K: 0 S: 3	H: 0 LOB: 0 BB: 0 P: 3	R: 0 E: 0 K: 0 S: 3	H: 1 LOB: 0 BB: 0 P: 3	R: 0 E: 0 K: 0 S: 3	H: 0 LOB: 0 BB: 0 P: 3	R: 1 E: 0 K: 0 S: 7	H: 2 LOB: 1 BB: 0 P: 10		1B: 1 2B: 1 3B: 0 HR: 2	SF: 0 SAC: 0 DP: 1 HBP: 0	WP: 0 PA: 31 PB: 0 CS: 0								
<b>PITCHER</b>	IP	WLS	BF	H	R	ER	SO	BB	IBB	HBP	BLK	WP	HR	S	P	ERA		WHIP										
19 Koji Uehara, R ERA: 3.68	6.0	W	20	1	2	2	3	1	0	0	0	0	1	26	31	3.00		0.333										
28 Danyis Baez, R ERA: 5.0	1.0	H	3	1	0	0	0	0	0	0	0	0	0	3	3	0.00	1.000											
45 Dennis Sarfate, R ERA: 3.38	1.0		3	0	0	0	0	0	0	0	0	0	0	3	3	0.00	0.000											
34 Matt Albers, R ERA: 2.19	1.0		5	2	1	1	0	0	0	0	0	0	1	7	10	9.00	2.000											

Batter	1	2	3	4	5	6	7	8	9	AB	R	H	RBI	BB	SO	LOB	BOTTOM											
1 Brian Roberts, S OBP: 0.310, SLG: 0.320 82 Jolbert Cabrera, R OBP: 0.469, SLG: 0.609	FC5-4 BB	F7		1-H 3B			G5-3			2	0	1	1	1	0	1	<b>Washington Nationals @ Baltimore Orioles</b> Harbor Park, Norfolk, VA Fri Apr 03 2009, 3:30 PM EDT Att: 11,833 - Partly Cloudy - 81 F											
Adam Jones, R OBP: 0.391, SLG: 0.550 77 Justin Christian, R OBP: 0.238, SLG: 0.317	FC5-4 21 HR		G6-3	G4-3			E1 55 G3 16 55 WP			3	1	0	0	0	0	2												
21 Nick Markakis, L OBP: 0.407, SLG: 0.696 55 Robby Hammock, R OBP: 0.316, SLG: 0.412	HR		G6-3				G3			2	1	1	2	1	0	0												
17 Aubrey Huff, L OBP: 0.262, SLG: 0.321 16 Oscar Salazar, R OBP: 0.316, SLG: 0.490	F7		G5-3				F8			3	0	0	0	0	0	1												
6 Melvin Mora, R OBP: 0.370, SLG: 0.409 26 Scott Moore, L OBP: 0.369, SLG: 0.590	FC5-4 HBP			3 WP 3 SF9 2 BB			K			0	1	0	0	1	0	0												
23 Ty Wigington, R OBP: 0.343, SLG: 0.414	FC5-4			F9			P3			4	0	0	0	0	1	5												
2 Ryan Freel, R OBP: 0.325, SLG: 0.319	F9			3 SF9 54 3 WP 1B			K2-3			3	1	0	0	1	1	0												
3 Cesar Izturis, S OBP: 0.286, SLG: 0.333 12 Robert Andino, R OBP: 0.239, SLG: 0.323	FC5-4 1B			SF9			F8			2	0	1	1	0	0	0												
54 Chad Moeller, R OBP: 0.306, SLG: 0.219 78 Guillermo Rodriguez, R OBP: 0.150, SLG: 0.350	FC5-4			1 3B			K			3	1	1	1	0	1	1												
<b>Inning Stats</b>	R: 2 E: 0 K: 0 S: 6	H: 1 LOB: 1 BB: 1 P: 14	R: 0 E: 0 K: 0 S: 4	H: 1 LOB: 1 BB: 0 P: 4	R: 0 E: 0 K: 0 S: 3	H: 0 LOB: 0 BB: 0 P: 3	R: 3 E: 0 K: 0 S: 5	H: 2 LOB: 1 BB: 2 P: 14	R: 0 E: 0 K: 1 S: 5	H: 0 LOB: 0 BB: 1 P: 9	R: 0 E: 0 K: 2 S: 7	H: 0 LOB: 0 BB: 0 P: 7	R: 1 E: 2 K: 1 S: 8	H: 1 LOB: 2 BB: 0 P: 9	R: 0 E: 0 K: 0 S: 3	H: 0 LOB: 0 BB: 0 P: 3		1B: 3 2B: 0 3B: 1 HR: 1	SF: 1 SAC: 0 DP: 0 HBP: 1	WP: 2 PA: 36 PB: 0 CS: 0								
<b>PITCHER</b>	IP	WLS	BF	H	R	ER	SO	BB	IBB	HBP	BLK	WP	HR	S	P	ERA		WHIP										
45 Daniel Cabrera, R ERA: 6.39	5.0	L	24	4	5	5	1	4	0	0	0	0	1	0	15	16		0.00	0.500									
55 Julian Tavarez, R ERA: 6.23	2.0		9	1	1	0	3	0	0	0	0	0	0	3	3	0.00	0.000											
97 Joe Beimel, L ERA: 1.93	1.0		3	0	0	0	0	0	0	0	0	0	0	3	3	0.00	0.000											









Batter	1	2	3	4	5	6	7	8	9	AB	R	H	RBI	BB	SO	LOB	TOP					
85 Lastings Milledge, R (1,8)										4	0	0	0	0	2	1	<p>Washington Nationals @ Florida Marlins Land Shark Stadium, Miami, FL Mon Apr 06 2009, 4:10 PM EDT Att: 34,323 - Partly Cloudy - 90 F</p> <p>livebaseballscorecards.com</p>					
15 Cristian Guzman, S (1,6) OBP: 0.500, SLG: 0.500										4	2	2	0	0	1	0						
11 Ryan Zimmerman, R (1,5) OBP: 0.250, SLG: 0.500										4	1	1	0	0	2	1						
44 Adam Dunn, L (1,7) OBP: 0.500, SLG: 1.500										4	2	2	4	0	1	0						
24 Nick Johnson, L (1,3) OBP: 0.250, SLG: 0.250										4	1	1	0	0	0	1						
25 Austin Kearns, R (1,9) OBP: 0.250, SLG: 0.500										4	0	1	1	0	1	1						
10 Ronnie Belliard, R (1,4)										3	0	0	0	0	1	1						
58 Mike Hinckley, R (8,1)										0	0	0	0	0	0	0						
34 Elijah Dukes, R (9,PH)										1	0	0	0	0	1	1						
3 Jesus Flores, R (1,2) OBP: 0.500, SLG: 0.500										4	0	2	1	0	0	0						
31 John Lannan, L (1,1)										1	0	0	0	0	0	0						
50 Julian Tavaréz, L (4,1)										0	0	0	0	0	0	0						
7 Josh Bard, S (5,PH)										0	0	0	0	0	0	0						
41 Wilfredo Ledezma, L (5,1)										0	0	0	0	0	0	0						
59 Steven Shell, R (8,1)										0	0	0	0	0	0	0						
22 Willie Harris, L (8,4)										2	0	0	0	0	0	1						
<b>Inning Stats</b>	R: 0 E: 0 K: 2 S: 7	H: 0 LOB: 0 BB: 0 P: 10	R: 0 E: 0 K: 2 S: 10	H: 0 LOB: 0 BB: 0 P: 14	R: 0 E: 0 K: 0 S: 12	H: 1 LOB: 1 BB: 0 P: 17	R: 2 E: 0 K: 0 S: 13	H: 3 LOB: 1 BB: 0 P: 21	R: 0 E: 0 K: 1 S: 12	H: 0 LOB: 0 BB: 0 P: 15	R: 3 E: 0 K: 1 S: 12	H: 3 LOB: 0 BB: 0 P: 15	R: 0 E: 0 K: 1 S: 8	H: 0 LOB: 0 BB: 0 P: 14	R: 0 E: 0 K: 1 S: 9	H: 0 LOB: 0 BB: 0 P: 18	R: 1 E: 0 K: 1 S: 12	H: 2 LOB: 1 BB: 0 P: 18	1B: 5 2B: 3 3B: 0 HR: 1	SF: 0 SAC: 0 DP: 0 HBP: 0	WP: 1 PB: 0 CS: 0	PA: 36
<b>PITCHER</b>	IP WLS BF H R ER SO BB IBB HBP BLK WP HR S P ERA WHIP																					
47 Ricky Nolasco, R (1,1) ERA: 7.5	6.0 W 25 7 5 5 6 0 0 0 0 0 0 1 66 92 7.50 1.167																					
40 Kiko Calero, R (7,1) ERA: 18.0	1.0 3 0 0 0 1 0 0 0 0 0 0 0 8 14 0.00 0.000																					
53 Dan Meyer, L (8,1) ERA: 9.0	1.0 3 0 0 0 1 0 0 0 0 0 0 0 9 18 0.00 0.000																					
20 Logan Kensing, R (9,1) ERA: 9.0	1.0 5 2 1 1 1 0 0 0 0 0 1 0 12 18 9.00 2.000																					

Batter	1	2	3	4	5	6	7	8	9	AB	R	H	RBI	BB	SO	LOB	BOTTOM			
1 Emilio Bonifacio, S (1,5) OBP: 0.800, SLG: 1.400										5	4	4	2	0	0	1	<p>Washington Nationals @ Florida Marlins Land Shark Stadium, Miami, FL Mon Apr 06 2009, 4:10 PM EDT Att: 34,323 - Partly Cloudy - 90 F</p> <p>livebaseballscorecards.com</p>			
21 John Baker, L (1,2) OBP: 0.400, SLG: 0.500										4	2	1	1	1	0	1				
2 Hanley Ramirez, R (1,6) OBP: 0.750, SLG: 2.000										3	2	2	5	1	0	0				
3 Jorge Cantu, R (1,3) OBP: 0.600, SLG: 1.500										4	1	2	3	1	0	0				
6 Dan Uggla, R (1,4)										4	0	0	0	1	1	2				
27 Jeremy Hermida, L (1,7) ERA: 18.0										4	1	1	1	0	1	2				
40 Kiko Calero, R (7,1) ERA: 18.0										0	0	0	0	0	0	0				
53 Dan Meyer, R (8,1) ERA: 18.0										0	0	0	0	0	0	0				
18 Wes Helms, R (8,PH)										1	0	0	0	0	0	2				
20 Logan Kensing, R (9,1) ERA: 9.0										0	0	0	0	0	0	0				
12 Cody Ross, R (1,9)										4	0	0	0	0	1	2				
24 Cameron Maybin, R (1,8) OBP: 0.250, SLG: 0.500										4	1	1	0	0	2	2				
47 Ricky Nolasco, R (1,1) ERA: 7.5										1	0	0	0	0	1	1				
25 Brett Carroll, R (6,PH) OBP: 0.500, SLG: 0.500										2	1	1	0	0	0	0				
<b>Inning Stats</b>	R: 2 E: 0 K: 0 S: 7	H: 2 LOB: 0 BB: 0 P: 17	R: 0 E: 1 K: 1 S: 13	H: 0 LOB: 1 BB: 0 P: 20	R: 4 E: 0 K: 0 S: 10	H: 4 LOB: 0 BB: 0 P: 21	R: 2 E: 0 K: 0 S: 8	H: 2 LOB: 0 BB: 0 P: 15	R: 0 E: 0 K: 2 S: 12	H: 1 LOB: 2 BB: 1 P: 21	R: 4 E: 0 K: 1 S: 19	H: 2 LOB: 1 BB: 1 P: 32	R: 0 E: 0 K: 2 S: 13	H: 1 LOB: 0 BB: 0 P: 18	R: 0 E: 0 K: 0 S: 11	H: 0 LOB: 2 BB: 2 P: 26	1B: 4 2B: 4 3B: 0 HR: 4	SF: 0 SAC: 2 DP: 0 HBP: 0	WP: 0 PB: 0 CS: 0	PA: 42
<b>PITCHER</b>	IP WLS BF H R ER SO BB IBB HBP BLK WP HR S P ERA WHIP																			
31 John Lannan, L (1,1) ERA: 18.0	3.0 L 16 6 6 6 1 0 0 0 0 0 0 0 8 15 18.00 2.000																			
50 Julian Tavaréz, R (4,1) ERA: 18.0	1.0 5 2 2 2 0 0 0 0 0 0 0 0 8 15 18.00 2.000																			
41 Wilfredo Ledezma, L (5,1) ERA: 18.0	1.0 8 2 3 3 2 2 0 0 0 0 0 0 19 34 27.00 4.000																			
59 Steven Shell, R (6,1) ERA: 4.5	2.0 8 2 1 0 3 0 0 0 0 0 0 1 25 37 0.00 1.000																			
56 Mike Hinckley, L (8,1) ERA: 4.5	1.0 5 0 0 0 0 2 0 0 0 0 0 0 11 26 0.00 2.000																			











Batter	1	2	3	4	5	6	7	8	9	10	AB	R	H	RBI	BB	SO	LOB	TOP	
85 Lastings Milledge, R OBP: 0.250, SLG: 0.143											5	0	2	1	0	1	4	<p>Washington Nationals @ Atlanta Braves Turner Field, Atlanta, GA Fri Apr 10 2009, 7:30 PM EDT Att: 48,327 - Overcast - 73 F</p>	
15 Cristian Guzman, S OBP: 0.421, SLG: 0.474											5	1	2	1	0	1	6		
11 Ryan Zimmerman, R OBP: 0.200, SLG: 0.400											6	1	2	2	0	2	4		
44 Adam Dunn, L OBP: 0.526, SLG: 0.615											3	0	1	1	3	1	1		
24 Nick Johnson, L OBP: 0.429, SLG: 0.429											6	1	1	0	0	3	6		
34 Elijah Dukes, R OBP: 0.462, SLG: 0.364											6	0	3	0	0	1	4		
3 Jesus Flores, R OBP: 0.500, SLG: 0.545											3	0	1	0	1	1	3		
22 Willie Harris, L 12 Alberto Gonzalez, R OBP: 1.000, SLG: 2.000											2	1	0	0	1	1	2		
38 Shevon Martin, R 7 Josh Bell, L 41 Wilfredo Ledezma, L 40 Julian Tavarez, L 16 Josh Willingham, R 22 Steven Shell, R 58 Mike Hincley, R 25 Austin Sheff, R 62 Steve Flaherty, L 23 Will Narvese, R 97 Joe Beigel, L											1	1	1	0	0	0	0		
<b>Inning Stats</b>	R: 0 E: 0 K: 3 S: 13	H: 1 LOB: 1 BB: 0 P: 19	R: 0 E: 0 K: 1 S: 8	H: 1 LOB: 1 BB: 0 P: 12	R: 1 E: 0 K: 2 S: 14	H: 2 LOB: 3 BB: 1 P: 28	R: 0 E: 0 K: 1 S: 18	H: 2 LOB: 3 BB: 1 P: 28	R: 0 E: 0 K: 1 S: 10	H: 0 LOB: 0 BB: 0 P: 14	R: 1 E: 0 K: 2 S: 7	H: 3 LOB: 3 BB: 1 P: 16	R: 0 E: 0 K: 1 S: 7	H: 0 LOB: 1 BB: 1 P: 16	1B: 11 2B: 3 3B: 0 HR: 0	SF: 0 SAC: 2 DP: 2 HBP: 2	WP: 0 PB: 1 SB: 0 CS: 0		PA: 51
<b>PITCHER</b>	IP 3.0	WLS 3	BF 16	H 4	R 1	ER 1	SO 6	BB 1	IBB 0	HBP 1	BLK 0	WP 0	HR 0	S 37	P 65	ERA 3.00	WHIP 1.667		
32 Derek Lowe, R ERA: 0.82																			
38 Buddy Carlyle, R ERA: 6.75																			
58 Peter Moylan, R ERA: 6.75																			
34 Eric O'Flaherty, L ERA: 9.0																			
30 Jeff Bennett, R ERA: 9.0																			
<b>PITCHER</b>	IP 1.0	WLS 0	BF 5	H 1	R 0	ER 0	SO 0	BB 1	IBB 0	HBP 1	BLK 0	WP 0	HR 0	S 7	P 15	ERA 0.00	WHIP 2.000		
51 Michael Gonzalez, L ERA: 5.4																			
57 Jorge Campillo, R ERA: 5.4																			



Batter	1	2	3	4	5	6	7	8	9	10	AB	R	H	RBI	BB	SO	LOB	BOTTOM	
2 Kelly Johnson, L OBP: 0.350, SLG: 0.500											5	1	3	1	1	0	1	<p>Washington Nationals @ Atlanta Braves Turner Field, Atlanta, GA Fri Apr 10 2009, 7:30 PM EDT Att: 48,327 - Overcast - 73 F</p>	
19 Yunel Escobar, R OBP: 0.389, SLG: 0.667											5	2	3	3	0	0	1		
10 Chipper Jones, S OBP: 0.462, SLG: 0.633											4	0	1	0	1	1	0		
16 Brian McCann, L OBP: 0.444, SLG: 1.000											4	1	3	1	0	0	1		
22 Casey Kotchman, L OBP: 0.333, SLG: 0.313											3	0	1	0	1	0	2		
7 Jeff Francoeur, R OBP: 0.222, SLG: 0.389											5	0	1	1	0	2	5		
23 Matt Diaz, R OBP: 0.500, SLG: 0.857											3	0	0	0	2	1	5		
57 Jorge Campillo, R ERA: 5.4											0	0	0	0	0	0	0		
24 Jordan Schaffer, L OBP: 0.444, SLG: 0.733											5	2	2	0	0	2	2		
32 Derek Lowe, R 38 Buddy Carlyle, L 58 Peter Moylan, R 34 Eric O'Flaherty, L 20 Greg Norton, S 30 Jeff Bennett, R Rafael Soriano, R 16 Camp Johnson, L 61 Michael Espinoza, R 4 Omar Infante, R											1	0	0	0	0	0	0		
<b>Inning Stats</b>	R: 0 E: 0 K: 0 S: 7	H: 1 LOB: 1 BB: 0 P: 10	R: 0 E: 0 K: 0 S: 10	H: 1 LOB: 1 BB: 0 P: 16	R: 3 E: 0 K: 1 S: 12	H: 3 LOB: 1 BB: 1 P: 22	R: 0 E: 0 K: 3 S: 10	H: 0 LOB: 1 BB: 1 P: 16	R: 1 E: 0 K: 1 S: 11	H: 2 LOB: 2 BB: 1 P: 21	R: 0 E: 0 K: 0 S: 8	H: 1 LOB: 2 BB: 0 P: 11	R: 0 E: 0 K: 0 S: 9	H: 2 LOB: 1 BB: 0 P: 12	1B: 9 2B: 4 3B: 0 HR: 1	SF: 1 SAC: 1 DP: 1 HBP: 1	WP: 1 PB: 1 SB: 0 CS: 0	PA: 46	
<b>PITCHER</b>	IP 3.0	WLS 3	BF 14	H 5	R 3	ER 3	SO 1	BB 1	IBB 0	HBP 0	BLK 0	WP 0	HR 0	S 19	P 48	ERA 9.00	WHIP 2.000		
39 Shairon Martin, R ERA: 9.0																			
41 Wilfredo Ledezma, L ERA: 10.13																			
50 Julian Tavarez, R ERA: 4.18																			
59 Steven Shell, R ERA: 3.38																			
58 Mike Hincley, L ERA: 5.75																			





Batter	1	2	3	4	5	6	7	8	9	AB	R	H	RBI	BB	SO	LOB	TOP					
85 Lastings Milledge, R OBP: 0.200, SLG: 0.111										4	0	0	0	0	3	2	Washington Nationals @ Atlanta Braves Turner Field, Atlanta, GA Sat Apr 11 2009, 7:00 PM EDT Att: 34,325 - Cloudy - 60 F					
15 Cristian Guzman, S OBP: 0.435, SLG: 0.522										4	1	2	0	0	0	0						
11 Ryan Zimmerman, R (1,5)										3	2	1	2	1	1	1						
44 Adam Dunn, L OBP: 0.522, SLG: 0.533										2	0	0	0	2	2	0						
24 Nick Johnson, L OBP: 0.368, SLG: 0.389										4	0	1	1	0	0	2						
25 Austin Kearns, R OBP: 0.395, SLG: 0.500										3	0	0	0	1	1	0						
3 Jesus Flores, R OBP: 0.375, SLG: 0.400										4	0	0	0	0	3	1						
22 Willie Harris, L OBP: 0.364, SLG: 0.125										2	0	1	0	1	1	0						
16 Josh Willingham, R (9, PH)										1	0	0	0	0	1	0						
31 John Lannan, L (1,1)										2	0	0	0	0	1	3						
7 John Bard, S (7, PH)										1	0	0	0	0	1	0						
58 Mike Hinckley, R (7,1)										0	0	0	0	0	0	0						
50 Julian Tavaréz, L (7,1)										0	0	0	0	0	0	0						
38 Joel Hanrahan, R (8,1)										0	0	0	0	0	0	0						
<b>Inning Stats</b>	R: 1 E: 0 K: 0 S: 8	H: 1 LOB: 2 BB: 2 P: 19	R: 0 E: 0 K: 3 S: 11	H: 1 LOB: 1 BB: 0 P: 16	R: 2 E: 0 K: 2 S: 10	H: 2 LOB: 0 BB: 0 P: 15	R: 0 E: 0 K: 2 S: 11	H: 0 LOB: 0 BB: 2 P: 20	R: 0 E: 0 K: 1 S: 6	H: 0 LOB: 0 BB: 0 P: 11	R: 0 E: 0 K: 0 S: 6	H: 0 LOB: 0 BB: 0 P: 8	R: 0 E: 0 K: 3 S: 9	H: 0 LOB: 0 BB: 0 P: 13	R: 0 E: 0 K: 1 S: 6	H: 1 LOB: 1 BB: 1 P: 16	R: 0 E: 0 K: 2 S: 9	H: 0 LOB: 0 BB: 0 P: 13	1B: 3 2B: 1 3B: 0 HR: 1	SF: 0 SAC: 0 DP: 0 HBP: 0	WP: 0 PB: 0 SB: 0 CS: 0	PA: 35
<b>PITCHER</b>	IP WLS BF H R ER SO BB IBB HBP BLK WP HR S P ERA WHIP	IP WLS BF H R ER SO BB IBB HBP BLK WP HR S P ERA WHIP	IP WLS BF H R ER SO BB IBB HBP BLK WP HR S P ERA WHIP	IP WLS BF H R ER SO BB IBB HBP BLK WP HR S P ERA WHIP	IP WLS BF H R ER SO BB IBB HBP BLK WP HR S P ERA WHIP	IP WLS BF H R ER SO BB IBB HBP BLK WP HR S P ERA WHIP	IP WLS BF H R ER SO BB IBB HBP BLK WP HR S P ERA WHIP	IP WLS BF H R ER SO BB IBB HBP BLK WP HR S P ERA WHIP	IP WLS BF H R ER SO BB IBB HBP BLK WP HR S P ERA WHIP	IP WLS BF H R ER SO BB IBB HBP BLK WP HR S P ERA WHIP	IP WLS BF H R ER SO BB IBB HBP BLK WP HR S P ERA WHIP	IP WLS BF H R ER SO BB IBB HBP BLK WP HR S P ERA WHIP	IP WLS BF H R ER SO BB IBB HBP BLK WP HR S P ERA WHIP	IP WLS BF H R ER SO BB IBB HBP BLK WP HR S P ERA WHIP	IP WLS BF H R ER SO BB IBB HBP BLK WP HR S P ERA WHIP	IP WLS BF H R ER SO BB IBB HBP BLK WP HR S P ERA WHIP	IP WLS BF H R ER SO BB IBB HBP BLK WP HR S P ERA WHIP					

Batter	1	2	3	4	5	6	7	8	9	AB	R	H	RBI	BB	SO	LOB	BOTTOM					
2 Kelly Johnson, L (1,4)										4	2	3	3	0	1	0	Washington Nationals @ Atlanta Braves Turner Field, Atlanta, GA Sat Apr 11 2009, 7:00 PM EDT Att: 34,325 - Cloudy - 60 F					
19 Yunel Escobar, R (1,6)										3	0	2	1	2	0	1						
10 Chipper Jones, S (1,5)										5	0	1	1	0	1	4						
16 Brian McCann, L (1,2)										4	0	0	0	0	0	3						
7 Jeff Francoeur, R (1,9)										3	0	0	0	1	0	1						
23 Matt Diaz, R (1,7)										3	0	1	0	1	0	1						
22 Casey Kotchman, L (1,3)										4	1	1	0	0	0	1						
24 Jordan Schafer, L (1,8)										4	2	3	0	0	0	0						
11 Kenesh Kawakami, R (1,1)										2	0	0	0	0	0	5						
14 Martin Prado, R (6, PH)										1	0	0	0	0	0	0						
58 Peter Moylan, R (7,1)										0	0	0	0	0	0	0						
Rafael Soriano, R (8,1)										0	0	0	0	0	0	0						
20 Greg Norton, S (8, PH)										1	0	0	0	0	0	1						
51 Michael Gonzalez, R (9,1)										0	0	0	0	0	0	0						
<b>Inning Stats</b>	R: 0 E: 0 K: 1 S: 5	H: 2 LOB: 3 BB: 1 P: 11	R: 0 E: 0 K: 0 S: 13	H: 2 LOB: 1 BB: 1 P: 19	R: 1 E: 0 K: 1 S: 8	H: 1 LOB: 1 BB: 1 P: 17	R: 3 E: 0 K: 0 S: 19	H: 5 LOB: 2 BB: 0 P: 27	R: 0 E: 0 K: 0 S: 6	H: 0 LOB: 0 BB: 0 P: 10	R: 0 E: 0 K: 1 S: 9	H: 1 LOB: 1 BB: 0 P: 13	R: 0 E: 0 K: 0 S: 6	H: 0 LOB: 1 BB: 1 P: 14	R: 1 E: 0 K: 1 S: 11	H: 2 LOB: 2 BB: 0 P: 20	R: 1 E: 0 K: 1 S: 11	H: 2 LOB: 2 BB: 0 P: 20	1B: 7 2B: 3 3B: 0 HR: 1	SF: 0 SAC: 0 DP: 1 HBP: 1	WP: 0 PB: 0 SB: 0 CS: 0	PA: 39
<b>PITCHER</b>	IP WLS BF H R ER SO BB IBB HBP BLK WP HR S P ERA WHIP	IP WLS BF H R ER SO BB IBB HBP BLK WP HR S P ERA WHIP	IP WLS BF H R ER SO BB IBB HBP BLK WP HR S P ERA WHIP	IP WLS BF H R ER SO BB IBB HBP BLK WP HR S P ERA WHIP	IP WLS BF H R ER SO BB IBB HBP BLK WP HR S P ERA WHIP	IP WLS BF H R ER SO BB IBB HBP BLK WP HR S P ERA WHIP	IP WLS BF H R ER SO BB IBB HBP BLK WP HR S P ERA WHIP	IP WLS BF H R ER SO BB IBB HBP BLK WP HR S P ERA WHIP	IP WLS BF H R ER SO BB IBB HBP BLK WP HR S P ERA WHIP	IP WLS BF H R ER SO BB IBB HBP BLK WP HR S P ERA WHIP	IP WLS BF H R ER SO BB IBB HBP BLK WP HR S P ERA WHIP	IP WLS BF H R ER SO BB IBB HBP BLK WP HR S P ERA WHIP	IP WLS BF H R ER SO BB IBB HBP BLK WP HR S P ERA WHIP	IP WLS BF H R ER SO BB IBB HBP BLK WP HR S P ERA WHIP	IP WLS BF H R ER SO BB IBB HBP BLK WP HR S P ERA WHIP	IP WLS BF H R ER SO BB IBB HBP BLK WP HR S P ERA WHIP	IP WLS BF H R ER SO BB IBB HBP BLK WP HR S P ERA WHIP					













Batter	1	2	3	4	5	6	7	8	9	AB	R	H	RBI	BB	SO	LOB	TOP			
11 Jimmy Rollins, S OBP: 0.154, SLG: 0.139	G5-3		G3-1		SF9		F9			3	0	0	1	0	0	1	Philadelphia Phillies @ Washington Nationals Nationals Park, Washington, DC Thu Apr 16 2009, 7:05 PM EDT Att: 20,494 - Clear - 60 F			
8 Shane Victorino, S OBP: 0.316, SLG: 0.406	F8		B1-3		F9		F7			4	0	0	0	0	0	1				
26 Chase Utley, L OBP: 0.514, SLG: 0.536	BB				P6		K			3	1	1	0	1	1	0				
6 Ryan Howard, L OBP: 0.371, SLG: 0.500	K		G3		G3		F8			3	0	0	0	1	1	2				
28 Jayson Werth, R OBP: 0.371, SLG: 0.531	F8		P2		P6		P2			4	0	0	0	0	0	2				
29 Raul Ibanez, L OBP: 0.343, SLG: 0.667	G4-3		G3		G3		K			4	0	2	1	0	1	0				
7 Pedro Feliz, R OBP: 0.406, SLG: 0.423	F8		FC6-4		G1-3		F9			4	0	0	0	0	0	3				
3 Lou Marson, R OBP: 0.667, SLG: 1.000			G3-1		P4					3	1	2	0	0	0	0				
56 Joe Blanton, R 19 Greg Dobbs, L 4 Eric Bruntlett, R 37 Chad Durbin, R 57 Jack Taschner, L 43 J.A. Happ, L			SH3-4		SH5-4		G4-3			0	0	0	0	0	0	0				
<b>Inning Stats</b>	R: 0 H: 0 E: 0 K: 1 S: 9	H: 0 LOB: 1 BB: 1 P: 19	R: 0 H: 0 E: 0 K: 0 S: 7	H: 0 LOB: 0 BB: 0 P: 14	R: 0 H: 1 E: 0 K: 0 S: 7	H: 1 LOB: 1 BB: 0 P: 8	R: 1 H: 2 E: 0 K: 0 S: 8	H: 1 LOB: 1 BB: 0 P: 13	R: 1 H: 1 E: 0 K: 0 S: 8	H: 1 LOB: 0 BB: 0 P: 11	R: 0 H: 1 E: 0 K: 0 S: 9	H: 1 LOB: 1 BB: 1 P: 18	R: 0 H: 0 E: 0 K: 1 S: 9	H: 0 LOB: 0 BB: 0 P: 15	R: 0 H: 0 E: 0 K: 1 S: 7	H: 0 LOB: 0 BB: 0 P: 12		1B: 4 2B: 1 3B: 0 HR: 0	SF: 1 SAC: 2 DP: 0 HBP: 0	WP: 0 PB: 0 SB: 0 CS: 0
<b>PITCHER</b>	IP	WLS	BF	H	R	ER	SO	BB	IBB	HBP	BLK	WP	HR	S	P	ERA	WHIP			
39 Shairon Martis, R ERA: 4.82	6.1	W	26	5	2	2	1	2	0	0	0	0	0	49	86	2.84	1.105			
58 Mike Hincley, L ERA: 3.0	0.2	H	2	0	0	0	0	0	0	0	0	0	0	8	11	0.00	0.000			
97 Joe Beimel, L ERA: 1.93	1.0	H	3	0	0	0	1	0	0	0	0	0	0	9	15	0.00	0.000			
38 Joel Hanrahan, R ERA: 3.0	1.0		3	0	0	0	1	0	0	0	0	0	0	7	12	0.00	0.000			

Batter	1	2	3	4	5	6	7	8	9	AB	R	H	RBI	BB	SO	LOB	BOTTOM			
6 Anderson Hernandez, S OBP: 0.444, SLG: 0.375	G4-3	F7								4	1	2	1	1	0	1	Philadelphia Phillies @ Washington Nationals Nationals Park, Washington, DC Thu Apr 16 2009, 7:05 PM EDT Att: 20,494 - Clear - 60 F			
24 Nick Johnson, L OBP: 0.414, SLG: 0.385	11 HR		34 FC5-4		11 G5-4-3		L6			4	1	3	0	1	0	1				
11 Ryan Zimmerman, R OBP: 0.282, SLG: 0.514	E5		K		G5-4-3					4	1	2	1	1	1	3				
44 Adam Dunn, L OBP: 0.541, SLG: 0.769	44 HR		P4							4	1	1	3	0	2	2				
10 Ronnie Belliard, R OBP: 0.111, SLG: 0.111	HR									0	0	0	0	0	0	0				
38 Joel Hanrahan, R										1	0	0	0	0	0	2				
34 Elijah Dukes, R OBP: 0.407, SLG: 0.680	F8		FC5-4		F8					4	1	1	1	0	0	1				
25 Austin Kearns, R OBP: 0.321, SLG: 0.391	F9				G5-3					4	0	1	0	0	0	0				
3 Jesus Flores, R OBP: 0.320, SLG: 0.273					F8					3	0	0	0	1	2	0				
12 Alberto Gonzalez, R OBP: 0.556, SLG: 1.000					F9					4	1	2	1	0	0	2				
39 Shairon Martis, R OBP: 0.333, SLG: 0.333										2	0	0	0	0	2	1				
58 Mike Hincley, R										0	0	0	0	0	0	0				
16 Josh Willingham, R OBP: 0.214, SLG: 0.333										1	1	1	1	0	0	0				
2 Roger Bernadina, L										0	1	0	0	1	0	0				
<b>Inning Stats</b>	R: 3 H: 3 E: 1 K: 0 S: 13	H: 3 LOB: 0 BB: 0 P: 20	R: 0 H: 1 E: 0 K: 2 S: 12	H: 1 LOB: 1 BB: 0 P: 17	R: 0 H: 1 E: 0 K: 1 S: 10	H: 1 LOB: 1 BB: 0 P: 14	R: 0 H: 0 E: 0 K: 0 S: 4	H: 0 LOB: 0 BB: 0 P: 7	R: 0 H: 2 E: 0 K: 1 S: 9	H: 2 LOB: 1 BB: 0 P: 13	R: 0 H: 1 E: 0 K: 1 S: 14	H: 1 LOB: 2 BB: 1 P: 26	R: 1 H: 1 E: 0 K: 1 S: 10	H: 1 LOB: 1 BB: 2 P: 24	R: 4 H: 4 E: 0 K: 1 S: 17	H: 4 LOB: 2 BB: 2 P: 37	1B: 8 2B: 1 3B: 0 HR: 4	SF: 0 SAC: 0 DP: 1 HBP: 0	WP: 0 PB: 0 SB: 1 CS: 0	PA: 40
<b>PITCHER</b>	IP	WLS	BF	H	R	ER	SO	BB	IBB	HBP	BLK	WP	HR	S	P	ERA	WHIP			
56 Joe Blanton, R ERA: 9.0	6.0	L	26	8	3	3	5	1	0	0	0	0	1	7	20	13.50	4.500			
37 Chad Durbin, R ERA: 9.0	0.2		4	1	1	1	0	2	0	0	0	0	0	7	20	13.50	4.500			
57 Jack Taschner, L ERA: 9.0	1.0		9	4	4	4	2	2	0	0	0	0	2	19	38	36.00	6.000			
43 J.A. Happ, L ERA: 3.86	0.1		1	0	0	0	0	0	0	0	0	0	0	1	3	0.00	0.000			













Batter	1	2	3	4	5	6	7	8	9	AB	R	H	RBI	BB	SO	LOB	TOP					
1 Emilio Bonifacio, S OBP: 0.345, SLG: 0.434	F8		F7		G4-3		F9		21 2B	4	1	0	0	1	0	1						
21 John Baker, L OBP: 0.421, SLG: 0.545	L3		E6		F8		G3		27 BB	5	0	2	2	0	0	0						
24 Cameron Maybin, R OBP: 0.289, SLG: 0.235			2B						12 2B	0	1	0	0	0	0	0						
2 Hanley Ramirez, R OBP: 0.298, SLG: 0.415	E6		G6-3						K	4	1	1	0	1	1	2						
7 Ross Gload, L OBP: 0.524, SLG: 0.462	F8						G4-3		12 2B	2	1	0	0	3	0	2						
6 Dan Uggla, R OBP: 0.358, SLG: 0.444	G5-3		F7				F7		27 BB	4	0	0	0	1	1	5						
27 Jeremy Hermida, L OBP: 0.451, SLG: 0.600					F8				12 2B	2	1	0	0	3	0	2						
22 Matt Lindstrom, R									G3-6-3	0	0	0	0	0	0	0						
12 Cody Ross, R OBP: 0.298, SLG: 0.512									12 2B	4	1	3	5	1	0	1						
4 Alfredo Amezaga, S OBP: 0.294, SLG: 0.353			L4		G6-3		P3		F8	5	0	1	0	0	0	6						
41 Chris Volstad, R OBP: 0.167, SLG: 0.087										2	1	1	0	0	0	0						
48 Hayden Penn, R										0	0	0	0	0	0	0						
3 Jorge Cantu, R OBP: 0.242, SLG: 0.165										1	0	0	0	0	0	1						
37 Ronyel Pinto, L										0	0	0	0	0	0	0						
40 Kiko Calero, R										0	0	0	0	0	0	0						
18 Wes Helms, R										1	0	1	0	0	0	0						
46 Juan Carlos Oviedo, R										0	0	0	0	0	0	0						
29 Ronny Paulino, R OBP: 0.444, SLG: 0.733										0	0	0	0	0	0	0						
<b>Inning Stats</b>	R: 0 E: 1 K: 0 S: 6	H: 0 LOB: 1 BB: 0 P: 10	R: 0 E: 0 K: 0 S: 6	H: 0 LOB: 0 BB: 0 P: 11	R: 1 E: 1 K: 0 S: 15	H: 2 LOB: 1 BB: 0 P: 26	R: 0 E: 0 K: 0 S: 10	H: 0 LOB: 2 BB: 2 P: 22	R: 0 E: 0 K: 1 S: 10	H: 0 LOB: 0 BB: 0 P: 16	R: 1 E: 0 K: 1 S: 12	H: 2 LOB: 3 BB: 2 P: 29	R: 0 E: 0 K: 0 S: 13	H: 0 LOB: 1 BB: 1 P: 21	R: 1 E: 0 K: 0 S: 9	H: 3 LOB: 2 BB: 1 P: 18	R: 4 E: 0 K: 2 S: 22	H: 2 LOB: 1 BB: 3 P: 44	1B: 3 2B: 5 3B: 0 HR: 1	SF: 0 SAC: 0 DP: 2 HBP: 0	WP: 1 PB: 0 SB: 0 CS: 0	PA: 44
<b>PITCHER</b>	IP WLS BF H R ER SO BB IBB HBP BLK WP HR S P ERA WHIP																					
45 Daniel Cabrera, R ERA: 4.5	5.0	22	3	2	2	0	4	0	0	0	0	1	0	49	92	3.60	1.400					
59 Steven Shell, R ERA: 5.4	1.0	5	1	0	0	1	1	0	0	0	0	0	10	22	0.00	2.000						
58 Mike Hincckley, L ERA: 3.38	2.0	8	3	1	1	0	2	0	0	0	0	1	22	39	4.50	2.500						
52 Saul Rivera, R ERA: 12.27	1.0	8	2	4	4	2	2	1	0	0	0	0	22	44	36.00	4.000						

Florida Marlins @ Washington Nationals  
Nationals Park, Washington, DC  
Sun Apr 19 2009, 1:35 PM EDT  
Att: 16,974 - Cloudy - 67 F

AB 34  
R 7  
H 9  
RBI 7  
BB 10  
SO 3  
LOB 22



Batter	1	2	3	4	5	6	7	8	9	AB	R	H	RBI	BB	SO	LOB	BOTTOM					
6 Anderson Hernandez, S OBP: 0.333, SLG: 0.238	F8		G4-3		G4-3		G5-3		24 1B	4	1	0	0	1	0	3						
24 Nick Johnson, L OBP: 0.455, SLG: 0.436	11 1B		G3				F9		11 FC5-4	4	1	2	0	1	0	0						
11 Ryan Zimmerman, R OBP: 0.315, SLG: 0.471	34 1B				G5-3				11 FC5-4	4	1	1	1	1	1	2						
44 Adam Dunn, L OBP: 0.549, SLG: 0.647	25 1B								44 1B	2	1	2	0	3	0	0						
34 Elijah Dukes, R OBP: 0.395, SLG: 0.588	25 1B								34 CS	0	0	0	0	0	0	0						
58 Mike Hincckley, R										0	0	0	0	0	0	0						
13 Alex Cintron, S										1	0	0	0	0	0	2						
52 Saul Rivera, S										0	0	0	0	0	0	0						
25 Austin Kearns, R OBP: 0.359, SLG: 0.469										4	0	2	1	1	1	0						
3 Jesus Flores, R OBP: 0.306, SLG: 0.273	K									5	0	1	1	0	2	6						
12 Alberto Gonzalez, R OBP: 0.333, SLG: 0.500	G1-3		FC5							5	0	0	0	0	0	8						
45 Daniel Cabrera, R										2	0	0	0	1	1	0						
59 Steven Shell, R										0	0	0	0	0	0	0						
30 Justin Maxwell, R										1	0	0	0	0	0	0						
<b>Inning Stats</b>	R: 2 E: 0 K: 1 S: 20	H: 4 LOB: 3 BB: 1 P: 32	R: 0 E: 0 K: 1 S: 5	H: 0 LOB: 0 BB: 0 P: 8	R: 0 E: 0 K: 2 S: 15	H: 1 LOB: 3 BB: 2 P: 28	R: 0 E: 0 K: 0 S: 10	H: 0 LOB: 1 BB: 1 P: 17	R: 1 E: 0 K: 1 S: 15	H: 2 LOB: 3 BB: 2 P: 31	R: 0 E: 0 K: 1 S: 10	H: 1 LOB: 2 BB: 1 P: 18	R: 0 E: 0 K: 0 S: 5	H: 0 LOB: 0 BB: 0 P: 7	R: 1 E: 1 K: 0 S: 9	H: 1 LOB: 2 BB: 2 P: 18	R: 0 E: 0 K: 1 S: 8	H: 0 LOB: 0 BB: 0 P: 13	1B: 9 2B: 1 3B: 0 HR: 0	SF: 0 SAC: 0 DP: 1 HBP: 0	WP: 2 PB: 0 SB: 0 CS: 1	PA: 44
<b>PITCHER</b>	IP WLS BF H R ER SO BB IBB HBP BLK WP HR S P ERA WHIP																					
41 Chris Volstad, R ERA: 2.76	4.1	24	6	3	3	5	0	0	0	0	0	9	18	0.00	3.000							
48 Hayden Penn, R ERA: 1.8	1.0	4	1	0	0	1	0	0	0	0	0	10	18	0.00	2.000							
37 Ronyel Pinto, L	1.0	3	0	0	0	0	0	0	0	0	5	7	0.00	0.000								
40 Kiko Calero, R ERA: 1.35	1.0	6	1	1	1	0	1	1	0	0	9	18	9.00	2.000								
46 Juan Carlos Oviedo, R ERA: 3.88																						

Florida Marlins @ Washington Nationals  
Nationals Park, Washington, DC  
Sun Apr 19 2009, 1:35 PM EDT  
Att: 16,974 - Cloudy - 67 F

AB 35  
R 4  
H 9  
RBI 4  
BB 9  
SO 7  
LOB 24





Batter	1	2	3	4	5	6	7	8	9	AB	R	H	RBI	BB	SO	LOB	TOP			
2 Kelly Johnson, L OBP: 0.333, SLG: 0.533	F7		1B		P6			B1-3		4	0	1	0	0	0	0	<b>Atlanta Braves @ Washington Nationals</b> Nationals Park, Washington, DC Mon Apr 20 2009, 7:05 PM EDT Att. 12,464 - Overcast - 58 F			
19 Yunel Escobar, R OBP: 0.357, SLG: 0.462	G4-3		G6-3			G4-3		G5-3		4	0	0	0	0	0	2				
10 Chipper Jones, S OBP: 0.400, SLG: 0.548	P6								G6-3	4	1	1	0	0	1	0				
22 Casey Kotchman, L OBP: 0.360, SLG: 0.364										3	0	1	0	1	0	1				
7 Jeff Francoeur, R OBP: 0.321, SLG: 0.481										4	0	0	0	0	1	3				
23 Matt Diaz, R OBP: 0.384, SLG: 0.593										4	1	2	2	0	1	1				
24 Jordan Schafer, L OBP: 0.327, SLG: 0.426										2	0	0	0	1	1	1				
8 David Ross, R OBP: 0.583, SLG: 0.889										2	0	1	0	1	0	1				
32 Derek Lowe, R										2	0	0	0	0	0	2				
34 Eric O'Flaherty, L										0	0	0	0	0	0	0				
20 Greg Norton, S										0	0	0	0	0	0	0				
14 Martin Prado, R										1	0	0	0	0	0	0				
Rafael Soriano, R										0	0	0	0	0	0	0				
<b>Inning Stats</b>	R: 0 E: 0 K: 0 S: 7	H: 0 LOB: 0 BB: 0 P: 7	R: 0 E: 0 K: 1 S: 10	H: 2 LOB: 1 BB: 0 P: 15	R: 0 E: 0 K: 0 S: 8	H: 2 LOB: 1 BB: 0 P: 10	R: 2 E: 0 K: 1 S: 14	H: 2 LOB: 0 BB: 0 P: 19	R: 0 E: 0 K: 0 S: 6	H: 0 LOB: 0 BB: 1 P: 8	R: 0 E: 0 K: 0 S: 4	H: 0 LOB: 1 BB: 1 P: 8	R: 0 E: 0 K: 0 S: 6	H: 0 LOB: 0 BB: 0 P: 7	R: 0 E: 0 K: 1 S: 7	H: 0 LOB: 1 BB: 0 P: 15	1B: 2 2B: 2 3B: 1 HR: 1	SF: 0 SAC: 0 DP: 2 HBP: 0	WP: 0 PB: 0 SB: 0 CS: 0	PA: 33
<b>PITCHER</b>	IP WLS BF H R ER SO	IP WLS BF H R ER SO	IP WLS BF H R ER SO	IP WLS BF H R ER SO	IP WLS BF H R ER SO	IP WLS BF H R ER SO	IP WLS BF H R ER SO	IP WLS BF H R ER SO	IP WLS BF H R ER SO	IP WLS BF H R ER SO	IP WLS BF H R ER SO	IP WLS BF H R ER SO	IP WLS BF H R ER SO	IP WLS BF H R ER SO	IP WLS BF H R ER SO	IP WLS BF H R ER SO	ERA WHIP	ERA WHIP		
27 Jordan Zimmermann, R	6.0	W	22	6	2	2	3	1	0	0	0	0	0	0	0	0	3.00	1.167		
32 Kip Wells, R	1.0	H	4	0	0	0	0	1	0	0	0	0	0	0	0	0	0.00	1.000		
97 Joe Beimel, L	0.2	H	2	0	0	0	0	0	0	0	0	0	0	0	0	0	0.00	0.000		
49 Garrett Mock, R	0.1	H	1	0	0	0	0	0	0	0	0	0	0	0	0	0	0.00	0.000		
38 Joel Hanrahan, R	1.0	S	4	0	0	0	1	1	0	0	0	0	0	0	0	0	0.00	1.000		



Batter	1	2	3	4	5	6	7	8	9	AB	R	H	RBI	BB	SO	LOB	BOTTOM			
6 Anderson Hernandez, S OBP: 0.321, SLG: 0.208	G6-3		L6					G4-3		3	0	0	0	1	0	1	<b>Atlanta Braves @ Washington Nationals</b> Nationals Park, Washington, DC Mon Apr 20 2009, 7:05 PM EDT Att. 12,464 - Overcast - 58 F			
24 Nick Johnson, L OBP: 0.458, SLG: 0.429	L5									3	1	1	0	1	1	0				
11 Ryan Zimmerman, R OBP: 0.310, SLG: 0.455										4	1	1	0	0	1	2				
44 Adam Dunn, L OBP: 0.527, SLG: 0.632										4	0	1	0	0	0	2				
30 Justin Maxwell, R										0	0	0	0	0	0	0				
34 Elijah Dukes, R OBP: 0.405, SLG: 0.579										4	1	2	1	0	2	1				
16 Josh Willingham, R OBP: 0.261, SLG: 0.263										2	0	1	0	1	0	0				
3 Jesus Flores, R OBP: 0.350, SLG: 0.314										2	0	2	2	1	0	0				
12 Alberto Gonzalez, R OBP: 0.286, SLG: 0.423										4	0	0	0	0	1	8				
27 Jordan Zimmermann, R										1	0	0	0	0	0	0				
13 Alex Cintron, S										1	0	0	0	0	0	2				
32 Kip Wells, R										0	0	0	0	0	0	0				
97 Joe Beimel, L										0	0	0	0	0	0	0				
49 Garrett Mock, S										0	0	0	0	0	0	0				
10 Ronnie Bellard, R										1	0	0	0	0	1	3				
38 Joel Hanrahan, R										0	0	0	0	0	0	0				
<b>Inning Stats</b>	R: 0 E: 0 K: 1 S: 8	H: 0 LOB: 0 BB: 0 P: 11	R: 0 E: 0 K: 1 S: 12	H: 0 LOB: 0 BB: 0 P: 20	R: 0 E: 0 K: 0 S: 11	H: 1 LOB: 1 BB: 0 P: 16	R: 2 E: 0 K: 0 S: 10	H: 2 LOB: 2 BB: 2 P: 26	R: 0 E: 0 K: 0 S: 8	H: 1 LOB: 1 BB: 1 P: 15	R: 1 E: 0 K: 0 S: 15	H: 3 LOB: 2 BB: 0 P: 27	R: 0 E: 0 K: 1 S: 13	H: 0 LOB: 0 BB: 0 P: 19	R: 0 E: 0 K: 3 S: 13	H: 1 LOB: 3 BB: 1 P: 24	1B: 7 2B: 1 3B: 0 HR: 0	SF: 1 SAC: 1 DP: 1 HBP: 1	WP: 0 PB: 0 SB: 2 CS: 0	PA: 36
<b>PITCHER</b>	IP WLS BF H R ER SO	IP WLS BF H R ER SO	IP WLS BF H R ER SO	IP WLS BF H R ER SO	IP WLS BF H R ER SO	IP WLS BF H R ER SO	IP WLS BF H R ER SO	IP WLS BF H R ER SO	IP WLS BF H R ER SO	IP WLS BF H R ER SO	IP WLS BF H R ER SO	IP WLS BF H R ER SO	IP WLS BF H R ER SO	IP WLS BF H R ER SO	IP WLS BF H R ER SO	IP WLS BF H R ER SO	ERA WHIP	ERA WHIP		
32 Derek Lowe, R	6.0	L	27	7	3	3	2	0	0	0	0	0	0	0	0	0	4.50	1.500		
34 Eric O'Flaherty, L	1.0		3	0	0	0	1	0	0	0	0	0	0	0	0	0	0.00	0.000		
Rafael Soriano, R	1.0		6	1	0	0	3	1	0	1	0	0	0	0	0	0	0.00	2.000		





Batter	1	2	3	4	5	6	7	8	9	AB	R	H	RBI	BB	SO	LOB	TOP			
2 Kelly Johnson, L OBP: 0.309, SLG: 0.490	G1-3	F8			G4-3		SH1-4		F8	4	0	0	0	0	0	2	<b>Atlanta Braves @ Washington Nationals</b> Nationals Park, Washington, DC Tue Apr 21 2009, 7:05 PM EDT Att: 15,431 - Cloudy - 54 F			
19 Yunel Escobar, R OBP: 0.340, SLG: 0.432	F9		G1-3		G1-3	1B	K		G4-3	5	0	1	0	0	1	3				
10 Chipper Jones, S OBP: 0.436, SLG: 0.559	BB		G1-3		FC1-6	1B	2-5		BB	3	1	2	0	1	0	1				
16 Brian McCann, L OBP: 0.340, SLG: 0.432	BB		G1-3		G1-3	BB			L4	2	1	0	0	2	0	2				
22 Casey Kotchman, L OBP: 0.370, SLG: 0.396	BB				G4-3				F8	4	1	2	1	0	0	3				
7 Jeff Francoeur, R OBP: 0.316, SLG: 0.464	E6				G4-3				FC5-4	4	0	1	1	0	0	2				
23 Matt Diaz, R OBP: 0.351, SLG: 0.533	K				G5-3					3	0	0	0	1	1	2				
24 Jordan Schafer, L OBP: 0.357, SLG: 0.480		F9			IBB				BB	3	0	2	0	1	0	0				
11 Kenshin Kawakami, R OBP: 0.333, SLG: 0.333									G1-3	2	0	0	0	0	0	2				
30 Jeff Bennett, R ERA: 4.76										1	0	0	0	0	0	0				
14 Martin Prado, R OBP: 0.298, SLG: 0.382										0	0	0	0	0	0	0				
58 Peter Moylan, R ERA: 10.9										0	0	0	0	0	0	0				
51 Michael Gonzalez, R ERA: 6.0										0	0	0	0	0	0	2				
20 Greg Norton, S ERA: 6.0										1	0	0	0	0	0	2				
<b>Inning Stats</b>	R: 3 E: 1 K: 1 S: 15	H: 2 LOB: 1 BB: 2 P: 25	R: 0 E: 0 K: 0 S: 7	H: 0 LOB: 0 BB: 0 P: 10	R: 0 E: 0 K: 0 S: 7	H: 1 LOB: 0 BB: 0 P: 13	R: 0 E: 0 K: 1 S: 9	H: 1 LOB: 2 BB: 1 P: 16	R: 0 E: 0 K: 0 S: 8	H: 1 LOB: 1 BB: 0 P: 14	R: 0 E: 0 K: 1 S: 8	H: 1 LOB: 1 BB: 0 P: 14	R: 0 E: 0 K: 0 S: 6	H: 1 LOB: 1 BB: 0 P: 8	R: 0 E: 0 K: 0 S: 7	H: 1 LOB: 2 BB: 1 P: 15	1B: 6 2B: 3 3B: 0 HR: 0	SF: 0 SAC: 1 DP: 1 HBP: 0	WP: 0 PB: 0 SB: 0 CS: 0	PA: 38
<b>PITCHER</b>	IP WLS BF H R ER SO BB IBB HBP BLK WP HR S P ERA WHIP																			
39 Shairon Martis, R ERA: 4.11	6.0 W 26 6 3 2 2 3 1 0 0 0 0 0 53 89 3.00 1.500																			
58 Mike Hinckley, L ERA: 2.57	1.2 H 7 2 0 0 1 0 0 0 0 0 0 12 20 0.00 1.200																			
50 Julian Tavaréz, R ERA: 3.86	0.1 H 1 0 0 0 0 0 0 0 0 0 0 2 2 0.00 0.000																			
38 Joel Hanrahan, R ERA: 6.43	1.0 S 5 1 0 0 0 1 0 0 0 0 0 7 15 0.00 2.000																			

AB	32
R	3
H	9
RBI	2
BB	5
SO	3
LOB	19



Batter	1	2	3	4	5	6	7	8	9	AB	R	H	RBI	BB	SO	LOB	BOTTOM			
6 Anderson Hernandez, S OBP: 0.303, SLG: 0.207	F7	G1-3			L8				K	5	0	1	0	0	1	3	<b>Atlanta Braves @ Washington Nationals</b> Nationals Park, Washington, DC Tue Apr 21 2009, 7:05 PM EDT Att: 15,431 - Cloudy - 54 F			
24 Nick Johnson, L OBP: 0.442, SLG: 0.413	G3				L8	1B	K			4	0	1	0	0	1	2				
11 Ryan Zimmerman, R OBP: 0.306, SLG: 0.458	BB				F8	1B	G6-4-3		L8	4	0	1	0	0	0	1				
44 Adam Dunn, L OBP: 0.508, SLG: 0.667	G4-3				F7					4	1	1	1	0	0	1				
30 Justin Maxwell, R ERA: 6.43										0	0	0	0	0	0	0				
34 Elijah Dukes, R OBP: 0.413, SLG: 0.585					G6-3				E5	3	1	1	0	1	0	0				
25 Austin Kearns, R OBP: 0.395, SLG: 0.529					G5-3	BB			K	2	2	1	1	2	1	1				
3 Jesus Flores, R OBP: 0.364, SLG: 0.342					G5-3	BB			K	3	0	1	1	1	2	1				
12 Alberto Gonzalez, R OBP: 0.313, SLG: 0.414					G5-3				B2-3	3	0	1	0	1	0	3				
39 Shairon Martis, R OBP: 0.208, SLG: 0.200										2	0	0	0	0	2	4				
16 Josh Willingham, R OBP: 1.282, SLG: 0.200										1	0	1	1	0	0	0				
58 Mike Hinckley, R ERA: 10.9										0	0	0	0	0	0	0				
50 Julian Tavaréz, L ERA: 3.86										0	0	0	0	0	0	0				
10 Ronnie Bellard, R ERA: 10.9										1	0	0	0	0	0	1				
38 Joel Hanrahan, R ERA: 6.0										0	0	0	0	0	0	0				
<b>Inning Stats</b>	R: 0 E: 0 K: 0 S: 12	H: 1 LOB: 1 BB: 0 P: 18	R: 1 E: 0 K: 1 S: 17	H: 3 LOB: 2 BB: 1 P: 27	R: 0 E: 0 K: 0 S: 8	H: 0 LOB: 0 BB: 0 P: 12	R: 0 E: 0 K: 1 S: 11	H: 0 LOB: 2 BB: 2 P: 21	R: 0 E: 0 K: 0 S: 4	H: 1 LOB: 0 BB: 0 P: 5	R: 3 E: 1 K: 2 S: 18	H: 4 LOB: 2 BB: 0 P: 28	R: 0 E: 0 K: 1 S: 10	H: 0 LOB: 1 BB: 1 P: 18	R: 0 E: 0 K: 2 S: 12	H: 0 LOB: 1 BB: 1 P: 19	1B: 4 2B: 3 3B: 1 HR: 1	SF: 0 SAC: 0 DP: 1 HBP: 0	WP: 0 PB: 0 SB: 1 CS: 1	PA: 37
<b>PITCHER</b>	IP WLS BF H R ER SO BB IBB HBP BLK WP HR S P ERA WHIP																			
11 Kenshin Kawakami, R ERA: 4.76	5.0 L 24 7 4 2 2 3 0 0 0 0 0 0 58 93 3.60 2.000																			
30 Jeff Bennett, R ERA: 1.13	1.0 5 2 0 0 2 0 0 0 0 0 0 12 18 0.00 2.000																			
58 Peter Moylan, R ERA: 10.9	1.0 4 0 0 0 1 1 0 0 0 0 0 10 18 0.00 1.000																			
51 Michael Gonzalez, L ERA: 6.0	1.0 4 0 0 0 2 1 0 0 0 0 0 12 19 0.00 1.000																			

AB	32
R	4
H	9
RBI	4
BB	5
SO	7
LOB	17









Batter	1	2	3	4	5	6	7	8	9	AB	R	H	RBI	BB	SO	LOB	TOP										
6 Anderson Hernandez, S (1.4) OBP: 0.263, SLG: 0.176										5	0	0	0	0	2	3											
24 Nick Johnson, L (1.3) OBP: 0.433, SLG: 0.463										4	1	1	1	0	1	1											
11 Ryan Zimmerman, R (1.5) OBP: 0.329, SLG: 0.462										3	0	1	0	1	2	0											
44 Adam Dunn, L (1.7) OBP: 0.478, SLG: 0.600										4	0	2	0	0	0	1											
34 Elijah Dukes, R (1.8) OBP: 0.352, SLG: 0.490										4	0	0	0	0	3	4											
25 Austin Kearns, R (1.9) OBP: 0.375, SLG: 0.487										4	1	1	0	0	2	3											
3 Jesus Flores, R (1.2) OBP: 0.353, SLG: 0.400										4	1	2	2	0	1	3											
12 Alberto Gonzalez, R (1.6) OBP: 0.333, SLG: 0.424										4	0	2	0	0	0	0											
19 Scott Olsen, L (1.1)										1	0	0	0	0	1	0											
16 Josh Willingham, R (7, PH) OBP: 0.310, SLG: 0.333										1	0	0	0	0	1	1											
57 Jason Bergmann, R (7.1)										0	0	0	0	0	0	0											
32 Kip Wells, R (7.1)										0	0	0	0	0	0	0											
13 Alex Cintron, S (9, PH)										1	0	0	0	0	1	0											
<b>Inning Stats</b>	R: 0 E: 0 K: 3 S: 9	H: 0 LOB: 0 BB: 0 P: 11	R: 0 E: 0 K: 3 S: 15	H: 1 LOB: 1 BB: 0 P: 23	R: 0 E: 0 K: 1 S: 11	H: 0 LOB: 0 BB: 0 P: 15	R: 0 E: 0 K: 1 S: 13	H: 1 LOB: 1 BB: 0 P: 16	R: 0 E: 0 K: 0 S: 14	H: 2 LOB: 2 BB: 0 P: 16	R: 1 E: 0 K: 2 S: 16	H: 2 LOB: 2 BB: 1 P: 23	R: 0 E: 0 K: 2 S: 16	H: 1 LOB: 1 BB: 0 P: 23	R: 0 E: 0 K: 1 S: 9	H: 0 LOB: 0 BB: 0 P: 10	R: 2 E: 0 K: 1 S: 14	H: 2 LOB: 0 BB: 0 P: 22	1B: 7 2B: 0 3B: 0 HR: 2	SF: 0 SAC: 1 DP: 0 HBP: 0	WP: 1 PB: 0 SB: 0 CS: 0	PA: 37					
<b>PITCHER</b>	IP	WLS	BF	H	R	ER	SO	BB	IBB	HBP	BLK	WP	HR	S	P	ERA	WHIP										
57 Johan Santana, L (1.1) ERA: 0.7	6.0	W	25	6	1	1	10	1	0	0	0	0	1	78	104	1.50	1.167										
39 Bobby Parnell, R (7.1) ERA: 2.08	0.2	H	3	1	0	0	2	0	0	0	0	1	0	13	18	0.00	1.500										
25 Pedro Feliciano, L (7.1) ERA: 4.5	0.1	H	1	0	0	0	0	0	0	0	0	0	0	3	5	0.00	0.000										
22 J.J. Putz, R (8.1) ERA: 3.0	1.0	H	3	0	0	0	1	0	0	0	0	0	0	9	10	0.00	0.000										
75 Francisco Rodriguez, R (9.1) ERA: 2.7	1.0	S	5	2	2	2	1	0	0	0	0	0	1	14	22	18.00	2.000										

Washington Nationals @ New York Mets  
Citi Field, Flushing, NY  
Fri Apr 24 2009, 7:10 PM EDT  
Att: 40,522 - Partly Cloudy - 58 F

AB	35
R	3
H	9
RBI	3
BB	1
SO	14
LOB	16



Batter	1	2	3	4	5	6	7	8	9	AB	R	H	RBI	BB	SO	LOB	BOTTOM										
7 José Reyes, S (1.6) OBP: 0.382, SLG: 0.420										5	0	1	0	0	0	8											
1 Luis Castillo, S (1.4) OBP: 0.343, SLG: 0.468										5	1	2	1	0	0	3											
15 Carlos Beltrán, S (1.8) OBP: 0.493, SLG: 0.600										3	0	1	1	2	0	1											
21 Carlos Delgado, L (1.3) OBP: 0.347, SLG: 0.475										3	0	0	1	2	2	2											
5 David Wright, R (1.5) OBP: 0.397, SLG: 0.413										5	0	1	0	0	2	6											
10 Gary Sheffield, R (1.9) OBP: 0.333, SLG: 0.333										3	0	1	0	1	0	2											
18 Jeremy Reed, L (8.7) OBP: 0.333, SLG: 0.250										0	0	0	0	0	0	0											
17 Fernando Tatis, R (1.7) OBP: 0.298, SLG: 0.500										3	2	2	0	1	0	3											
22 J.J. Putz, R (8.1) ERA: 3.0										0	0	0	0	0	0	0											
75 Francisco Rodriguez, R (9.1) ERA: 2.7										0	0	0	0	0	0	0											
11 Ramon Castro, R (1.2) OBP: 0.276, SLG: 0.308										3	1	1	0	1	0	2											
57 Johan Santana, L (1.1) ERA: 0.7										1	0	0	0	0	0	3											
28 Daniel Murphy, L (6, PH) OBP: 0.371, SLG: 0.411										1	0	1	1	0	0	0											
39 Bobby Parnell, R (7.1) ERA: 2.08										0	0	0	0	0	0	0											
25 Pedro Feliciano, L (7.1) ERA: 4.5										0	0	0	0	0	0	0											
19 Ryan Church, L (8.9) OBP: 0.439, SLG: 0.531										1	0	1	0	0	0	0											
<b>Inning Stats</b>	R: 0 E: 0 K: 1 S: 9	H: 1 LOB: 1 BB: 0 P: 12	R: 0 E: 0 K: 1 S: 14	H: 2 LOB: 3 BB: 1 P: 22	R: 1 E: 0 K: 1 S: 11	H: 2 LOB: 1 BB: 0 P: 12	R: 1 E: 1 K: 0 S: 6	H: 1 LOB: 2 BB: 1 P: 12	R: 0 E: 0 K: 0 S: 10	H: 1 LOB: 1 BB: 0 P: 17	R: 1 E: 0 K: 0 S: 13	H: 2 LOB: 0 BB: 0 P: 21	R: 0 E: 0 K: 0 S: 9	H: 0 LOB: 3 BB: 3 P: 26	R: 1 E: 0 K: 0 S: 16	H: 2 LOB: 3 BB: 2 P: 32	1B: 6 2B: 3 3B: 2 HR: 0	SF: 0 SAC: 1 DP: 1 HBP: 0	WP: 0 PB: 0 SB: 0 CS: 0	PA: 41							
<b>PITCHER</b>	IP	WLS	BF	H	R	ER	SO	BB	IBB	HBP	BLK	WP	HR	S	P	ERA	WHIP										
19 Scott Olsen, L (1.1) ERA: 7.29	6.0	L	28	9	3	2	4	1	1	0	0	0	0	7	22	3.00	1.667										
57 Jason Bergmann, R (7.1) ERA: 7.29	0.2		5	0	0	0	0	3	0	0	0	0	0	7	22	0.00	4.500										
32 Kip Wells, R (7.1) ERA: 3.86	1.1		8	2	1	1	0	1	1	0	0	0	0	18	36	6.75	2.250										

Washington Nationals @ New York Mets  
Citi Field, Flushing, NY  
Fri Apr 24 2009, 7:10 PM EDT  
Att: 40,522 - Partly Cloudy - 58 F

AB	33
R	4
H	11
RBI	4
BB	7
SO	4
LOB	30


















Batter	1	2	3	4	5	6	7	8	9	AB	R	H	RBI	BB	SO	LOB	TOP				
10 Ronnie Belliard, R OBP: 0.200, SLG: 0.167										4	0	0	0	0	1	3	Washington Nationals @ Philadelphia Phillies Citizens Bank Park, Philadelphia, PA Tue Apr 28 2009, 7:05 PM EDT Att: 43,930 - Partly Cloudy - 81 F				
24 Nick Johnson, L OBP: 0.408, SLG: 0.456										4	0	0	0	0	1	3					
11 Ryan Zimmerman, R OBP: 0.356, SLG: 0.524										4	0	1	0	0	1	0					
44 Adam Dunn, L OBP: 0.488, SLG: 0.656										3	1	2	1	1	0	1					
34 Elijah Dukes, R OBP: 0.358, SLG: 0.533										4	0	0	0	0	1	2					
25 Austin Kearns, R OBP: 0.397, SLG: 0.520										3	0	0	0	1	0	2					
3 Jesus Flores, R OBP: 0.354, SLG: 0.421										4	0	0	0	0	1	2					
12 Alberto Gonzalez, R OBP: 0.321, SLG: 0.396										3	0	2	0	0	0	0					
31 John Lannan, L OBP: 0.250, SLG: 0.250										2	0	1	0	0	0	1					
57 Jason Bergmann, R OBP: 0.397, SLG: 0.421										0	0	0	0	0	0	0					
13 Alex Cintron, S OBP: 0.397, SLG: 0.421										0	0	0	0	0	0	0					
52 Saul Rivera, S OBP: 0.397, SLG: 0.421										0	0	0	0	0	0	0					
<b>Inning Stats</b>	R: 0 H: 1 E: 0 K: 1 S: 8	H: 1 LOB: 0 BB: 0 P: 15	R: 0 H: 0 E: 0 K: 0 S: 3	H: 0 LOB: 0 BB: 1 P: 10	R: 0 H: 1 E: 0 K: 1 S: 12	H: 1 LOB: 1 BB: 0 P: 15	R: 0 H: 0 E: 0 K: 1 S: 9	H: 0 LOB: 1 BB: 0 P: 14	R: 0 H: 2 E: 0 K: 1 S: 11	H: 2 LOB: 2 BB: 0 P: 16	R: 1 H: 1 E: 0 K: 1 S: 9	H: 1 LOB: 0 BB: 0 P: 14	R: 0 H: 0 E: 0 K: 1 S: 8	H: 0 LOB: 0 BB: 0 P: 10	R: 0 H: 0 E: 0 K: 0 S: 7	H: 1 LOB: 1 BB: 0 P: 17	1B: 4 2B: 1 3B: 0 HR: 1	SF: 0 SAC: 0 DP: 1 HBP: 0	WP: 0 PB: 0 SB: 0 CS: 0	PA: 34	
<b>PITCHER</b>	IP WLS BF H R ER SO BB IBB HBP BLK WP HR S P ERA WHIP	IP WLS BF H R ER SO BB IBB HBP BLK WP HR S P ERA WHIP	IP WLS BF H R ER SO BB IBB HBP BLK WP HR S P ERA WHIP	IP WLS BF H R ER SO BB IBB HBP BLK WP HR S P ERA WHIP	IP WLS BF H R ER SO BB IBB HBP BLK WP HR S P ERA WHIP	IP WLS BF H R ER SO BB IBB HBP BLK WP HR S P ERA WHIP	IP WLS BF H R ER SO BB IBB HBP BLK WP HR S P ERA WHIP	IP WLS BF H R ER SO BB IBB HBP BLK WP HR S P ERA WHIP	IP WLS BF H R ER SO BB IBB HBP BLK WP HR S P ERA WHIP	IP WLS BF H R ER SO BB IBB HBP BLK WP HR S P ERA WHIP	IP WLS BF H R ER SO BB IBB HBP BLK WP HR S P ERA WHIP	IP WLS BF H R ER SO BB IBB HBP BLK WP HR S P ERA WHIP	IP WLS BF H R ER SO BB IBB HBP BLK WP HR S P ERA WHIP	IP WLS BF H R ER SO BB IBB HBP BLK WP HR S P ERA WHIP	IP WLS BF H R ER SO BB IBB HBP BLK WP HR S P ERA WHIP	IP WLS BF H R ER SO BB IBB HBP BLK WP HR S P ERA WHIP	IP WLS BF H R ER SO BB IBB HBP BLK WP HR S P ERA WHIP	IP WLS BF H R ER SO BB IBB HBP BLK WP HR S P ERA WHIP	IP WLS BF H R ER SO BB IBB HBP BLK WP HR S P ERA WHIP	IP WLS BF H R ER SO BB IBB HBP BLK WP HR S P ERA WHIP	IP WLS BF H R ER SO BB IBB HBP BLK WP HR S P ERA WHIP

AB	32
R	1
H	6
RBI	1
BB	2
SO	6
LOB	14



Batter	1	2	3	4	5	6	7	8	9	AB	R	H	RBI	BB	SO	LOB	BOTTOM				
11 Jimmy Rollins, S OBP: 0.232, SLG: 0.286										4	0	1	0	0	1	0	Washington Nationals @ Philadelphia Phillies Citizens Bank Park, Philadelphia, PA Tue Apr 28 2009, 7:05 PM EDT Att: 43,930 - Partly Cloudy - 81 F				
8 Shane Victorino, S OBP: 0.344, SLG: 0.456										4	1	2	0	0	1						
26 Chase Utley, L OBP: 0.471, SLG: 0.671										4	2	3	3	0	0						
6 Ryan Howard, L OBP: 0.360, SLG: 0.526										4	0	0	0	0	1						
28 Jayson Werth, R OBP: 0.378, SLG: 0.449										4	1	0	0	0	1						
29 Raul Ibanez, L OBP: 0.419, SLG: 0.724										3	2	2	1	1	0						
7 Pedro Feliz, R OBP: 0.397, SLG: 0.492										4	1	2	3	0	1						
27 Chris Coste, R OBP: 0.268, SLG: 0.297										4	0	1	0	0	0						
35 Cole Hamels, L OBP: 0.500, SLG: 0.500										2	0	0	0	0	1	2					
19 Greg Dobbs, L OBP: 0.222, SLG: 0.125										1	0	0	0	0	1						
55 Clay Condrey, R OBP: 0.222, SLG: 0.125										0	0	0	0	0	0						
<b>Inning Stats</b>	R: 0 H: 1 E: 0 K: 0 S: 6	H: 2 LOB: 2 BB: 0 P: 12	R: 0 H: 2 E: 0 K: 0 S: 10	H: 2 LOB: 2 BB: 0 P: 15	R: 5 H: 3 E: 1 K: 0 S: 16	H: 3 LOB: 1 BB: 1 P: 26	R: 0 H: 1 E: 0 K: 2 S: 9	H: 1 LOB: 0 BB: 0 P: 12	R: 1 H: 2 E: 0 K: 0 S: 12	H: 2 LOB: 1 BB: 0 P: 18	R: 0 H: 1 E: 0 K: 1 S: 7	H: 1 LOB: 1 BB: 0 P: 8	R: 0 H: 0 E: 0 K: 2 S: 11	H: 0 LOB: 0 BB: 0 P: 17	R: 1 H: 1 E: 0 K: 0 S: 12	H: 1 LOB: 0 BB: 0 P: 16	1B: 7 2B: 0 3B: 0 HR: 4	SF: 0 SAC: 0 DP: 0 HBP: 0	WP: 0 PB: 0 SB: 1 CS: 1	PA: 37	
<b>PITCHER</b>	IP WLS BF H R ER SO BB IBB HBP BLK WP HR S P ERA WHIP	IP WLS BF H R ER SO BB IBB HBP BLK WP HR S P ERA WHIP	IP WLS BF H R ER SO BB IBB HBP BLK WP HR S P ERA WHIP	IP WLS BF H R ER SO BB IBB HBP BLK WP HR S P ERA WHIP	IP WLS BF H R ER SO BB IBB HBP BLK WP HR S P ERA WHIP	IP WLS BF H R ER SO BB IBB HBP BLK WP HR S P ERA WHIP	IP WLS BF H R ER SO BB IBB HBP BLK WP HR S P ERA WHIP	IP WLS BF H R ER SO BB IBB HBP BLK WP HR S P ERA WHIP	IP WLS BF H R ER SO BB IBB HBP BLK WP HR S P ERA WHIP	IP WLS BF H R ER SO BB IBB HBP BLK WP HR S P ERA WHIP	IP WLS BF H R ER SO BB IBB HBP BLK WP HR S P ERA WHIP	IP WLS BF H R ER SO BB IBB HBP BLK WP HR S P ERA WHIP	IP WLS BF H R ER SO BB IBB HBP BLK WP HR S P ERA WHIP	IP WLS BF H R ER SO BB IBB HBP BLK WP HR S P ERA WHIP	IP WLS BF H R ER SO BB IBB HBP BLK WP HR S P ERA WHIP	IP WLS BF H R ER SO BB IBB HBP BLK WP HR S P ERA WHIP	IP WLS BF H R ER SO BB IBB HBP BLK WP HR S P ERA WHIP	IP WLS BF H R ER SO BB IBB HBP BLK WP HR S P ERA WHIP	IP WLS BF H R ER SO BB IBB HBP BLK WP HR S P ERA WHIP	IP WLS BF H R ER SO BB IBB HBP BLK WP HR S P ERA WHIP	IP WLS BF H R ER SO BB IBB HBP BLK WP HR S P ERA WHIP

AB	35
R	7
H	11
RBI	7
BB	1
SO	5
LOB	5





Batter	1	2	3	4	5	6	7	8	9	AB	R	H	RBI	BB	SO	LOB	TOP								
15 Cristian Guzman, S (1, 6) OBP: 0.474, SLG: 0.526										5	0	1	0	0	1	5	Washington Nationals @ Philadelphia Phillies Citizens Bank Park, Philadelphia, PA Wed Apr 29 2009, 7:05 PM EDT Att: 36,351 - Partly Cloudy - 59 F								
24 Nick Johnson, L (1, 3) OBP: 0.407, SLG: 0.444										4	0	1	0	1	1	1									
11 Ryan Zimmerman, R (1, 5) OBP: 0.358, SLG: 0.523										4	1	1	1	1	0	1									
44 Adam Dunn, L (1, 9) OBP: 0.477, SLG: 0.632										4	0	1	0	0	1	4									
22 Willie Harris, L (8, PR) OBP: 0.402, SLG: 0.300										1	1	1	0	0	0	0									
34 Elijah Dukes, R (1, 8) OBP: 0.361, SLG: 0.523										5	1	2	1	0	0	2									
16 Josh Willingham, R (1, 7) OBP: 0.302, SLG: 0.257										4	0	1	0	0	2	2									
3 Jesus Flores, R (1, 2) OBP: 0.348, SLG: 0.400										3	0	0	0	1	0	2									
6 Anderson Hernandez, S (1, 4) OBP: 0.396, SLG: 0.391										4	1	3	2	0	1	0									
19 Scott Olsen, L (1, 1)										2	0	0	0	1	0	2									
49 Garrett Mock, S (6, 1)										0	0	0	0	0	0	0									
25 Austin Kearns, R (8, PH) OBP: 0.397, SLG: 0.520										0	0	0	0	1	0	0									
32 Kip Wells, R (8, 1)										0	0	0	0	0	0	0									
50 Julian Tavarez, L (9, 1)										0	0	0	0	0	0	0									
<b>Inning Stats</b>	R: 0 E: 0 K: 0 S: 5	H: 1 LOB: 0 BB: 0 P: 7	R: 0 E: 0 K: 1 S: 8	H: 1 LOB: 0 BB: 0 P: 11	R: 1 E: 0 K: 0 S: 10	H: 1 LOB: 3 BB: 3 P: 25	R: 0 E: 0 K: 0 S: 7	H: 0 LOB: 0 BB: 0 P: 12	R: 0 E: 0 K: 1 S: 11	H: 1 LOB: 0 BB: 0 P: 19	R: 2 E: 0 K: 1 S: 21	H: 4 LOB: 2 BB: 0 P: 35	R: 0 E: 0 K: 1 S: 5	H: 0 LOB: 0 BB: 0 P: 6	R: 1 E: 0 K: 1 S: 19	H: 2 LOB: 3 BB: 2 P: 36	R: 0 E: 0 K: 1 S: 10	H: 1 LOB: 1 BB: 0 P: 19	1B: 8 2B: 3 3B: 0 HR: 0	SF: 0 SAC: 0 DP: 1 HBP: 0	WP: 0 PB: 1 SB: 2 CS: 1	PA: 41			
<b>PITCHER</b>	IP WLS BF H R ER SO BB IBB HBP BLK WP HR S P ERA WHIP	IP WLS BF H R ER SO BB IBB HBP BLK WP HR S P ERA WHIP	IP WLS BF H R ER SO BB IBB HBP BLK WP HR S P ERA WHIP	IP WLS BF H R ER SO BB IBB HBP BLK WP HR S P ERA WHIP	IP WLS BF H R ER SO BB IBB HBP BLK WP HR S P ERA WHIP	IP WLS BF H R ER SO BB IBB HBP BLK WP HR S P ERA WHIP	IP WLS BF H R ER SO BB IBB HBP BLK WP HR S P ERA WHIP	IP WLS BF H R ER SO BB IBB HBP BLK WP HR S P ERA WHIP	IP WLS BF H R ER SO BB IBB HBP BLK WP HR S P ERA WHIP	IP WLS BF H R ER SO BB IBB HBP BLK WP HR S P ERA WHIP	IP WLS BF H R ER SO BB IBB HBP BLK WP HR S P ERA WHIP	IP WLS BF H R ER SO BB IBB HBP BLK WP HR S P ERA WHIP	IP WLS BF H R ER SO BB IBB HBP BLK WP HR S P ERA WHIP	IP WLS BF H R ER SO BB IBB HBP BLK WP HR S P ERA WHIP	IP WLS BF H R ER SO BB IBB HBP BLK WP HR S P ERA WHIP	IP WLS BF H R ER SO BB IBB HBP BLK WP HR S P ERA WHIP	IP WLS BF H R ER SO BB IBB HBP BLK WP HR S P ERA WHIP	IP WLS BF H R ER SO BB IBB HBP BLK WP HR S P ERA WHIP	IP WLS BF H R ER SO BB IBB HBP BLK WP HR S P ERA WHIP	IP WLS BF H R ER SO BB IBB HBP BLK WP HR S P ERA WHIP	IP WLS BF H R ER SO BB IBB HBP BLK WP HR S P ERA WHIP	IP WLS BF H R ER SO BB IBB HBP BLK WP HR S P ERA WHIP	IP WLS BF H R ER SO BB IBB HBP BLK WP HR S P ERA WHIP	IP WLS BF H R ER SO BB IBB HBP BLK WP HR S P ERA WHIP	IP WLS BF H R ER SO BB IBB HBP BLK WP HR S P ERA WHIP
39 Brett Myers, R (1, 1) ERA: 4.83	6.0	L	27	8	3	3	3	3	3	0	0	0	0	0	0	0	4.50	1.833							
57 Jack Taschner, L (7, 1) ERA: 5.23	2.0		10	2	1	1	2	1	1	0	0	0	0	0	0	0	4.50	1.500							
43 J.A. Happ, L (9, 1) ERA: 4.05	1.0		4	1	0	0	1	0	0	0	0	0	0	0	0	0	0.00	1.000							

AB	36
R	4
H	11
RBI	4
BB	5
SO	6
LOB	19



Batter	1	2	3	4	5	6	7	8	9	AB	R	H	RBI	BB	SO	LOB	BOTTOM								
11 Jimmy Rollins, S (1, 6) OBP: 0.241, SLG: 0.293										5	0	2	0	0	1	1	Washington Nationals @ Philadelphia Phillies Citizens Bank Park, Philadelphia, PA Wed Apr 29 2009, 7:05 PM EDT Att: 36,351 - Partly Cloudy - 59 F								
8 Shane Victorino, S (1, 8) OBP: 0.337, SLG: 0.476										5	1	1	1	0	1	3									
26 Chase Utley, L (1, 4) OBP: 0.461, SLG: 0.644										3	0	0	0	1	1	0									
6 Ryan Howard, L (1, 3) OBP: 0.367, SLG: 0.525										4	0	2	0	0	1	1									
28 Jayson Werth, R (1, 9) OBP: 0.372, SLG: 0.438										4	0	1	0	0	1	2									
29 Raul Ibanez, L (1, 7) OBP: 0.433, SLG: 0.718										2	0	1	0	2	1	0									
7 Pedro Feliz, R (1, 5) OBP: 0.395, SLG: 0.477										2	0	0	0	1	0	5									
57 Jack Taschner, L (7, 1) ERA: 7.2										0	0	0	0	0	0	2									
12 Matt Stairs, L (8, PH) OBP: 0.400, SLG: 0.769										0	0	0	0	0	0	0									
43 J.A. Happ, L (9, 1)										3	0	0	0	1	1	4									
27 Chris Coste, R (1, 2) OBP: 0.267, SLG: 0.275										2	0	0	0	0	0	0									
39 Brett Myers, R (1, 1) OBP: 0.222, SLG: 0.333										2	0	0	0	0	0	1									
19 Greg Dobbs, L (7, 5) OBP: 0.200, SLG: 0.111										2	0	0	0	0	1	1									
<b>Inning Stats</b>	R: 1 E: 0 K: 2 S: 11	H: 1 LOB: 0 BB: 0 P: 13	R: 0 E: 0 K: 3 S: 12	H: 0 LOB: 1 BB: 1 P: 17	R: 0 E: 0 K: 1 S: 14	H: 0 LOB: 0 BB: 0 P: 16	R: 0 E: 0 K: 0 S: 16	H: 2 LOB: 3 BB: 1 P: 27	R: 0 E: 0 K: 0 S: 5	H: 1 LOB: 0 BB: 0 P: 5	R: 0 E: 0 K: 0 S: 10	H: 2 LOB: 2 BB: 0 P: 17	R: 0 E: 0 K: 1 S: 10	H: 0 LOB: 1 BB: 1 P: 19	R: 0 E: 0 K: 0 S: 12	H: 0 LOB: 2 BB: 2 P: 26	R: 0 E: 0 K: 0 S: 14	H: 1 LOB: 1 BB: 0 P: 19	1B: 6 2B: 0 3B: 0 HR: 1	SF: 0 SAC: 0 DP: 0 HBP: 0	WP: 1 PB: 0 SB: 0 CS: 1	PA: 38			
<b>PITCHER</b>	IP WLS BF H R ER SO BB IBB HBP BLK WP HR S P ERA WHIP	IP WLS BF H R ER SO BB IBB HBP BLK WP HR S P ERA WHIP	IP WLS BF H R ER SO BB IBB HBP BLK WP HR S P ERA WHIP	IP WLS BF H R ER SO BB IBB HBP BLK WP HR S P ERA WHIP	IP WLS BF H R ER SO BB IBB HBP BLK WP HR S P ERA WHIP	IP WLS BF H R ER SO BB IBB HBP BLK WP HR S P ERA WHIP	IP WLS BF H R ER SO BB IBB HBP BLK WP HR S P ERA WHIP	IP WLS BF H R ER SO BB IBB HBP BLK WP HR S P ERA WHIP	IP WLS BF H R ER SO BB IBB HBP BLK WP HR S P ERA WHIP	IP WLS BF H R ER SO BB IBB HBP BLK WP HR S P ERA WHIP	IP WLS BF H R ER SO BB IBB HBP BLK WP HR S P ERA WHIP	IP WLS BF H R ER SO BB IBB HBP BLK WP HR S P ERA WHIP	IP WLS BF H R ER SO BB IBB HBP BLK WP HR S P ERA WHIP	IP WLS BF H R ER SO BB IBB HBP BLK WP HR S P ERA WHIP	IP WLS BF H R ER SO BB IBB HBP BLK WP HR S P ERA WHIP	IP WLS BF H R ER SO BB IBB HBP BLK WP HR S P ERA WHIP	IP WLS BF H R ER SO BB IBB HBP BLK WP HR S P ERA WHIP	IP WLS BF H R ER SO BB IBB HBP BLK WP HR S P ERA WHIP	IP WLS BF H R ER SO BB IBB HBP BLK WP HR S P ERA WHIP	IP WLS BF H R ER SO BB IBB HBP BLK WP HR S P ERA WHIP	IP WLS BF H R ER SO BB IBB HBP BLK WP HR S P ERA WHIP	IP WLS BF H R ER SO BB IBB HBP BLK WP HR S P ERA WHIP	IP WLS BF H R ER SO BB IBB HBP BLK WP HR S P ERA WHIP	IP WLS BF H R ER SO BB IBB HBP BLK WP HR S P ERA WHIP	IP WLS BF H R ER SO BB IBB HBP BLK WP HR S P ERA WHIP
19 Scott Olsen, L (1, 1) ERA: 6.08	1.1	H	5	0	0	0	1	1	0	0	0	0	0	0	0	0	0.00	0.750							
49 Garrett Mock, R (6, 1) ERA: 7.2	1.0	H	5	0	0	0	0	2	0	0	0	0	0	0	0	0	0.00	2.000							
32 Kip Wells, R (8, 1) ERA: 1.69	1.0	S	4	1	0	0	1	0	0	0	0	0	0	0	0	0	0.00	1.000							
50 Julian Tavarez, R (9, 1) ERA: 2.79	1.0	S	4	1	0	0	1	0	0	0	0	0	0	0	0	0	0.00	1.000							





Batter	1	2	3	4	5	6	7	8	9	AB	R	H	RBI	BB	SO	LOB	TOP								
55 Skip Schumaker, L OBP: 0.375, SLG: 0.371	G5-3	G3			28 WP 28 SF8 2B		G1-3	47 PB BB		5	1	2	0	1	0	1	<b>St. Louis Cardinals @ Washington Nationals</b> <b>Nationals Park, Washington, DC</b> Thu Apr 30 2009, 7:05 PM EDT Att: 18,007 - Cloudy - 63 F								
28 Colby Rasmus, L OBP: 0.357, SLG: 0.305	5 WP 5 HR BB		F8		2H		16 BB 24 SF9 5 1B BB		F7	1	1	0	1	1	0	0									
47 Ryan Ludwick, R OBP: 0.329, SLG: 0.554									G6-3	2	1	0	0	1	0	3									
5 Albert Pujols, R OBP: 0.417, SLG: 0.675	1H HR		24 1B 16 S BB						G5-3	4	1	2	2	1	0	0									
16 Chris Duncan, L OBP: 0.417, SLG: 0.522										2	1	1	0	3	0	1									
62 P.J. Walters, R										0	0	0	0	0	0	0									
24 Rick Ankiel, L OBP: 0.341, SLG: 0.431	F8									3	1	2	2	1	0	1									
22 Joe Thurston, L OBP: 0.371, SLG: 0.407	G6-3									4	1	0	0	1	0	7									
21 Jason LaRue, R OBP: 0.538, SLG: 0.455										3	1	0	0	1	0	0									
27 Tyler Greene, R OBP: 0.200, SLG: 0.200										5	1	1	1	0	1	1									
41 Mitchell Boggs, R										3	0	0	0	0	1	1									
54 Blaine Boyer, R										0	0	0	0	0	0	0									
3 Khaji Greene, R										0	0	0	0	0	0	0									
43 Trevor Miller, R										0	0	0	0	0	0	0									
34 Chris Perez, R										0	0	0	0	0	0	0									
23 Brian Barden, R OBP: 0.432, SLG: 0.641										0	0	0	1	0	0	0									
<b>Inning Stats</b>	R: 2 E: 0 K: 0 S: 9	H: 1 LOB: 1 BB: 2 P: 22	R: 0 E: 0 K: 1 S: 11	H: 0 LOB: 1 BB: 1 P: 18	R: 0 E: 0 K: 0 S: 6	H: 1 LOB: 2 BB: 1 P: 13	R: 0 E: 0 K: 1 S: 6	H: 0 LOB: 0 BB: 0 P: 6	R: 1 E: 0 K: 0 S: 15	H: 2 LOB: 2 BB: 1 P: 28	R: 0 E: 0 K: 0 S: 4	H: 0 LOB: 0 BB: 0 P: 6	R: 1 E: 0 K: 0 S: 9	H: 1 LOB: 2 BB: 2 P: 21	R: 0 E: 0 K: 0 S: 12	H: 0 LOB: 2 BB: 2 P: 24	R: 5 E: 1 K: 0 S: 20	H: 3 LOB: 1 BB: 2 P: 35	1B: 5 2B: 2 3B: 0 HR: 1	SF: 3 SAC: 0 DP: 0 HBP: 1	WP: 4 PB: 1 SB: 2 CS: 0	PA: 47			
<b>PITCHER</b>	IP WLS BF H R ER SO BB IBB HBP BLK WP HR S P ERA WHIP	IP WLS BF H R ER SO BB IBB HBP BLK WP HR S P ERA WHIP	IP WLS BF H R ER SO BB IBB HBP BLK WP HR S P ERA WHIP	IP WLS BF H R ER SO BB IBB HBP BLK WP HR S P ERA WHIP	IP WLS BF H R ER SO BB IBB HBP BLK WP HR S P ERA WHIP	IP WLS BF H R ER SO BB IBB HBP BLK WP HR S P ERA WHIP	IP WLS BF H R ER SO BB IBB HBP BLK WP HR S P ERA WHIP	IP WLS BF H R ER SO BB IBB HBP BLK WP HR S P ERA WHIP	IP WLS BF H R ER SO BB IBB HBP BLK WP HR S P ERA WHIP	IP WLS BF H R ER SO BB IBB HBP BLK WP HR S P ERA WHIP	IP WLS BF H R ER SO BB IBB HBP BLK WP HR S P ERA WHIP	IP WLS BF H R ER SO BB IBB HBP BLK WP HR S P ERA WHIP	IP WLS BF H R ER SO BB IBB HBP BLK WP HR S P ERA WHIP	IP WLS BF H R ER SO BB IBB HBP BLK WP HR S P ERA WHIP	IP WLS BF H R ER SO BB IBB HBP BLK WP HR S P ERA WHIP	IP WLS BF H R ER SO BB IBB HBP BLK WP HR S P ERA WHIP	IP WLS BF H R ER SO BB IBB HBP BLK WP HR S P ERA WHIP	IP WLS BF H R ER SO BB IBB HBP BLK WP HR S P ERA WHIP	IP WLS BF H R ER SO BB IBB HBP BLK WP HR S P ERA WHIP	IP WLS BF H R ER SO BB IBB HBP BLK WP HR S P ERA WHIP	IP WLS BF H R ER SO BB IBB HBP BLK WP HR S P ERA WHIP	IP WLS BF H R ER SO BB IBB HBP BLK WP HR S P ERA WHIP	IP WLS BF H R ER SO BB IBB HBP BLK WP HR S P ERA WHIP	IP WLS BF H R ER SO BB IBB HBP BLK WP HR S P ERA WHIP	IP WLS BF H R ER SO BB IBB HBP BLK WP HR S P ERA WHIP
45 Daniel Cabrera, R ERA: 4.44	6.0	27	4	3	3	2	5	0	0	0	0	0	0	0	0	3	1	51	93	4.50	1.500				
58 Mike Hinckley, L ERA: 2.79	0.1	H	2	0	1	1	0	0	0	0	0	0	0	0	0	0	0	4	8	27.00	3.000				
26 Logan Kensing, R ERA: 9.0	0.2	B	4	1	0	0	0	0	0	0	0	0	0	0	0	0	0	5	13	0.00	3.000				
32 Kip Wells, R ERA: 1.42	1.0		5	0	0	0	0	0	0	0	0	0	0	0	0	0	0	12	24	0.00	2.000				
50 Julian Tavarez, R ERA: 4.5	0.1	L	6	2	5	2	0	0	0	0	0	0	0	0	0	0	0	13	23	54.00	12.000				
<b>PITCHER</b>	IP WLS BF H R ER SO BB IBB HBP BLK WP HR S P ERA WHIP	IP WLS BF H R ER SO BB IBB HBP BLK WP HR S P ERA WHIP	IP WLS BF H R ER SO BB IBB HBP BLK WP HR S P ERA WHIP	IP WLS BF H R ER SO BB IBB HBP BLK WP HR S P ERA WHIP	IP WLS BF H R ER SO BB IBB HBP BLK WP HR S P ERA WHIP	IP WLS BF H R ER SO BB IBB HBP BLK WP HR S P ERA WHIP	IP WLS BF H R ER SO BB IBB HBP BLK WP HR S P ERA WHIP	IP WLS BF H R ER SO BB IBB HBP BLK WP HR S P ERA WHIP	IP WLS BF H R ER SO BB IBB HBP BLK WP HR S P ERA WHIP	IP WLS BF H R ER SO BB IBB HBP BLK WP HR S P ERA WHIP	IP WLS BF H R ER SO BB IBB HBP BLK WP HR S P ERA WHIP	IP WLS BF H R ER SO BB IBB HBP BLK WP HR S P ERA WHIP	IP WLS BF H R ER SO BB IBB HBP BLK WP HR S P ERA WHIP	IP WLS BF H R ER SO BB IBB HBP BLK WP HR S P ERA WHIP	IP WLS BF H R ER SO BB IBB HBP BLK WP HR S P ERA WHIP	IP WLS BF H R ER SO BB IBB HBP BLK WP HR S P ERA WHIP	IP WLS BF H R ER SO BB IBB HBP BLK WP HR S P ERA WHIP	IP WLS BF H R ER SO BB IBB HBP BLK WP HR S P ERA WHIP	IP WLS BF H R ER SO BB IBB HBP BLK WP HR S P ERA WHIP	IP WLS BF H R ER SO BB IBB HBP BLK WP HR S P ERA WHIP	IP WLS BF H R ER SO BB IBB HBP BLK WP HR S P ERA WHIP	IP WLS BF H R ER SO BB IBB HBP BLK WP HR S P ERA WHIP	IP WLS BF H R ER SO BB IBB HBP BLK WP HR S P ERA WHIP	IP WLS BF H R ER SO BB IBB HBP BLK WP HR S P ERA WHIP	IP WLS BF H R ER SO BB IBB HBP BLK WP HR S P ERA WHIP
15 Cristian Guzman, S OBP: 0.419, SLG: 0.465	K		G1-3		24 1B FC3-6 1-2F		G4-3		F9	5	0	0	0	0	1	2	<b>St. Louis Cardinals @ Washington Nationals</b> <b>Nationals Park, Washington, DC</b> Thu Apr 30 2009, 7:05 PM EDT Att: 18,007 - Cloudy - 63 F								
24 Nick Johnson, L OBP: 0.407, SLG: 0.442	11 HR 1B		G4-3				G3		G4-3	5	1	2	0	0	0	1									
11 Ryan Zimmerman, R OBP: 0.354, SLG: 0.544	1H HR		K				F9		K	4	1	1	2	0	2	2									
44 Adam Dunn, L OBP: 0.467, SLG: 0.606	K									3	0	0	0	1	3	0									
34 Elijah Dukes, R OBP: 0.355, SLG: 0.500	K									3	0	0	0	1	2	1									
25 Austin Kearns, R OBP: 0.403, SLG: 0.500										2	1	0	0	1	0	1									
3 Jesus Flores, R OBP: 0.356, SLG: 0.438										4	1	2	1	0	2	2									
6 Anderson Hernandez, S OBP: 0.404, SLG: 0.408										3	0	1	1	1	1	1									
45 Daniel Cabrera, R										1	0	0	0	0	1	1									
22 Willie Harris, L										1	0	0	0	0	0	1									
58 Mike Hinckley, R										0	0	0	0	0	0	0									
26 Logan Kensing, R										0	0	0	0	0	0	0									
32 Kip Wells, R										0	0	0	0	0	0	0									
50 Julian Tavarez, L										0	0	0	0	0	0	0									
38 Joel Hanrahan, R										0	0	0	0	0	0	0									
13 Alex Cintron, S										1	0	0	0	0	0	1									
<b>Inning Stats</b>	R: 2 E: 0 K: 3 S: 15	H: 2 LOB: 0 BB: 0 P: 23	R: 0 E: 0 K: 1 S: 7	H: 1 LOB: 0 BB: 0 P: 10	R: 0 E: 0 K: 1 S: 6	H: 0 LOB: 0 BB: 0 P: 10	R: 0 E: 0 K: 1 S: 8	H: 0 LOB: 2 BB: 2 P: 18	R: 2 E: 0 K: 2 S: 13	H: 2 LOB: 1 BB: 0 P: 21	R: 0 E: 0 K: 1 S: 9	H: 0 LOB: 0 BB: 0 P: 11	R: 0 E: 0 K: 2 S: 8	H: 0 LOB: 1 BB: 1 P: 13	R: 0 E: 0 K: 0 S: 8	H: 0 LOB: 1 BB: 1 P: 18	1B: 3 2B: 1 3B: 1 HR: 1	SF: 0 SAC: 0 DP: 0 HBP: 2	WP: 0 PB: 0 SB: 0 CS: 1	PA: 38					
<b>PITCHER</b>	IP WLS BF H R ER SO BB IBB HBP BLK WP HR S P ERA WHIP	IP WLS BF H R ER SO BB IBB HBP BLK WP HR S P ERA WHIP	IP WLS BF H R ER SO BB IBB HBP BLK WP HR S P ERA WHIP	IP WLS BF H R ER SO BB IBB HBP BLK WP HR S P ERA WHIP	IP WLS BF H R ER SO BB IBB HBP BLK WP HR S P ERA WHIP	IP WLS BF H R ER SO BB IBB HBP BLK WP HR S P ERA WHIP	IP WLS BF H R ER SO BB IBB HBP BLK WP HR S P ERA WHIP	IP WLS BF H R ER SO BB IBB HBP BLK WP HR S P ERA WHIP	IP WLS BF H R ER SO BB IBB HBP BLK WP HR S P ERA WHIP	IP WLS BF H R ER SO BB IBB HBP BLK WP HR S P ERA WHIP	IP WLS BF H R ER SO BB IBB HBP BLK WP HR S P ERA WHIP	IP WLS BF H R ER SO BB IBB HBP BLK WP HR S P ERA WHIP	IP WLS BF H R ER SO BB IBB HBP BLK WP HR S P ERA WHIP	IP WLS BF H R ER SO BB IBB HBP BLK WP HR S P ERA WHIP	IP WLS BF H R ER SO BB IBB HBP BLK WP HR S P ERA WHIP	IP WLS BF H R ER SO BB IBB HBP BLK WP HR S P ERA WHIP	IP WLS BF H R ER SO BB IBB HBP BLK WP HR S P ERA WHIP	IP WLS BF H R ER SO BB IBB HBP BLK WP HR S P ERA WHIP	IP WLS BF H R ER SO BB IBB HBP BLK WP HR S P ERA WHIP	IP WLS BF H R ER SO BB IBB HBP BLK WP HR S P ERA WHIP	IP WLS BF H R ER SO BB IBB HBP BLK WP HR S P ERA WHIP	IP WLS BF H R ER SO BB IBB HBP BLK WP HR S P ERA WHIP	IP WLS BF H R ER SO BB IBB HBP BLK WP HR S P ERA WHIP	IP WLS BF H R ER SO BB IBB HBP BLK WP HR S P ERA WHIP	IP WLS BF H R ER SO BB IBB HBP BLK WP HR S P ERA WHIP
41 Mitchell Boggs, R ERA: 3.29	6.0	27	4	4	4	0	2	0	0	0	0	0	0	0	0	0	9	11	0.00	0.000					
54 Blaine Boyer, R ERA: 18.0	1.0		0	0	0	0	0	0	0	0	0	0	0	0	0	0	0	3	4	0.00	0.000				
43 Trevor Miller, L ERA: 5.4	0.1	W	3	0	0	0	1	0	0	0	0	0	0	0	0	0	0	5	9	0.00	1.500				
34 Chris Perez, R ERA: 2.57	0.2		4	0	0	0	0	0	0	0	0	0	0	0	0	0	0	8	18	0.00	1.000				
62 P.J. Walters, R ERA: 8.68	1.0		0	0	0	0	1	0	0	0	0	0	0	0	0	0	0	8	18	0.00	1.000				



Batter	1	2	3	4	5	6	7	8	9	AB	R	H	RBI	BB	SO	LOB	TOP					
55 Skip Schumaker, L OBP: 0.353, SLG: 0.347	(1,4) F FF 92 0-2 C CU 79 1 X CU 80		(2) C CH 86 0-1 X CH 86		(1-2) B FF 93 1-2 F FF 93 1-2 C CU 79 1-2 L CH 79 1-2 B SL 85 1-2 F SL 85 1-2 X CH 87		(2) B SI 93 2-1 B CU 78 2-1 T FF 93 2-1 X SI 94		(3) F FF 95 0-1 X SL 84	5	0	0	0	0	0	1						
22 Joe Thurston, L OBP: 0.354, SLG: 0.448	(1,5) F FF 94 0-3 C CU 79 3 S SL 86		(3) B FF 93 3-2 B FF 93 3-2 C CU 79 3-2 S SL 86 3-2 X FF 94		(3) 1 SAFE 1-2 B SL 85 1-2 F SL 85 1-2 X FF 93					4	1	1	1	0	1	1						
5 Albert Pujols, R OBP: 0.468, SLG: 0.724	(1,3) B FF 95 3-1 B FF 94 3-1 S SL 85 3-1 X FF 95									4	3	3	1	0	1	0						
16 Chris Duncan, L OBP: 0.432, SLG: 0.589	(1,7) C FF 96 3-1 B CU 81 3-1 B FF 95 3-1 X FF 96									4	1	3	2	0	1	1						
30 Jason Motte, R	(8,1) C FF 94 3-1 B FF 94 3-1 X FF 95									0	0	0	0	0	0	0						
54 Blaine Boyer, R	(9,1) C FF 94 3-1 B FF 94 3-1 X FF 95									0	0	0	0	0	0	0						
47 Ryan Ludwick, R OBP: 0.325, SLG: 0.577	(1,9) C SL 85 0-1 X CU 79									4	1	1	2	0	0	2						
24 Rick Ankiel, L OBP: 0.326, SLG: 0.408	(1,8) C FF 92 0-1 X CU 79									4	0	0	0	0	1	1						
4 Yadier Molina, R OBP: 0.395, SLG: 0.487	(1,2) C FF 93 1-1 B SL 84 1-1 X FF 93									4	0	1	0	0	1	1						
27 Tyler Greene, R OBP: 0.111, SLG: 0.111	(1,6) F FF 94 1-2 B CU 80 1-2 S SL 84 1-2 T FF 94									4	0	0	0	0	3	1						
37 Todd Wellemeyer, R (1,1) OBP: 0.250, SLG: 0.250										3	0	1	0	0	1	0						
23 Brian Barden, R (8,5) OBP: 0.422, SLG: 0.625										1	0	0	0	0	1	0						
<b>Inning Stats</b>	R: 1 E: 0 K: 1 S: 14	H: 2 LOB: 1 BB: 0 P: 20	R: 0 E: 0 K: 1 S: 7	H: 0 LOB: 0 BB: 0 P: 9	R: 0 E: 0 K: 1 S: 8	H: 0 LOB: 0 BB: 0 P: 13	R: 2 E: 0 K: 1 S: 12	H: 2 LOB: 0 BB: 0 P: 15	R: 0 E: 0 K: 1 S: 16	H: 1 LOB: 1 BB: 0 P: 22	R: 2 E: 0 K: 1 S: 16	H: 3 LOB: 1 BB: 0 P: 27	R: 1 E: 0 K: 1 S: 12	H: 1 LOB: 0 BB: 0 P: 18	R: 0 E: 0 K: 1 S: 7	H: 1 LOB: 1 BB: 0 P: 10	R: 0 E: 0 K: 2 S: 10	H: 0 LOB: 0 BB: 0 P: 10	1B: 4 2B: 2 3B: 0 HR: 4	SF: 0 SAC: 0 DP: 0 HBP: 0	WP: 0 PB: 0 SB: 0 CS: 0	PA: 37
<b>PITCHER</b>	IP WLS BF H R ER SO BB IBB HBP BLK WP HR S P ERA WHIP																					
27 Jordan Zimmermann, R (1,1) ERA: 4.24	5.2 L 25 8 5 5 6 0 0 0 0 0 0 3 71 101 7.94 1.412																					
26 Logan Kensing, R (6,1) ERA: 8.68	1.1 5 1 1 1 1 0 0 0 0 0 0 1 14 23 6.75 0.750																					
52 Saul Rivera, R (8,1) ERA: 9.28	1.0 4 1 0 0 1 0 0 0 0 0 0 0 7 10 0.00 1.000																					
38 Joel Hanrahan, R (9,1) ERA: 7.2	1.0 3 0 0 0 2 0 0 0 0 0 0 0 10 10 0.00 0.000																					

St. Louis Cardinals @ Washington Nationals  
Nationals Park, Washington, DC  
Fri May 01 2009, 7:05 PM EDT  
Att: 20,712 - Cloudy - 76 F

AB 37  
R 6  
H 10  
RBI 6  
BB 0  
SO 10  
LOB 8




Batter	1	2	3	4	5	6	7	8	9	AB	R	H	RBI	BB	SO	LOB	BOTTOM					
15 Cristian Guzman, S (1,6) OBP: 0.383, SLG: 0.426	(1,6) B SI 91 1-1 C CU 79 1 X CU 79		(2) C CU 77 0-1 X CU 77		(3) B SI 92 3-2 B CH 81 3-2 F FF 92 3-2 C CU 80 3-2 B SL 81 3-2 X SI 92			(1) C FF 94 0-1 X FC 88		4	0	0	0	0	0	0						
24 Nick Johnson, L OBP: 0.422, SLG: 0.463	(1,3) C FF 92 4-1 B FF 90 4-1 B FF 91 4-1 B CH 85 4-1 B FF 92									3	0	2	0	1	0	0						
11 Ryan Zimmerman, R (1,5) OBP: 0.359, SLG: 0.543	(1,5) X FF 92 0-0 1-2									4	0	2	0	0	0	1						
44 Adam Dunn, L OBP: 0.458, SLG: 0.581										3	0	0	0	1	2	4						
34 Elijah Dukes, R (1,9) OBP: 0.350, SLG: 0.500										4	0	1	0	0	0	3						
3 Jesus Flores, R (1,2) OBP: 0.364, SLG: 0.471										4	1	2	0	0	1	1						
22 Willie Harris, L (1,8) OBP: 0.389, SLG: 0.467										4	1	1	2	0	0	3						
6 Anderson Hernandez, S (1,4) OBP: 0.377, SLG: 0.377										4	0	0	0	0	0	2						
27 Jordan Zimmermann, R (1,1) ERA: 5.28										2	0	0	0	0	1	0						
13 Alex Cintron, S (7,PH)										0	0	0	0	0	0	0						
52 Saul Rivera, S (8,1)										0	0	0	0	0	0	0						
38 Joel Hanrahan, R (9,1)										0	0	0	0	0	0	0						
<b>Inning Stats</b>	R: 0 E: 0 K: 0 S: 4	H: 0 LOB: 1 BB: 1 P: 9	R: 0 E: 0 K: 0 S: 10	H: 1 LOB: 2 BB: 1 P: 17	R: 0 E: 0 K: 1 S: 12	H: 2 LOB: 0 BB: 0 P: 19	R: 0 E: 0 K: 0 S: 8	H: 1 LOB: 0 BB: 0 P: 13	R: 0 E: 0 K: 0 S: 10	H: 0 LOB: 0 BB: 0 P: 14	R: 0 E: 0 K: 1 S: 9	H: 0 LOB: 0 BB: 0 P: 16	R: 2 E: 0 K: 1 S: 14	H: 2 LOB: 0 BB: 0 P: 21	R: 0 E: 0 K: 1 S: 12	H: 2 LOB: 2 BB: 0 P: 18	R: 0 E: 0 K: 1 S: 9	H: 0 LOB: 0 BB: 0 P: 14	1B: 4 2B: 2 3B: 1 HR: 1	SF: 0 SAC: 0 DP: 2 HBP: 0	WP: 0 PB: 0 SB: 0 CS: 0	PA: 35
<b>PITCHER</b>	IP WLS BF H R ER SO BB IBB HBP BLK WP HR S P ERA WHIP																					
37 Todd Wellemeyer, R (1,1) ERA: 5.28	7.0 W 27 6 2 2 2 2 0 0 0 0 0 0 12 18 2.57 1.143																					
30 Jason Motte, R (8,1) ERA: 4.09	1.0 5 2 0 0 1 0 0 0 0 0 0 0 12 18 0.00 2.000																					
54 Blaine Boyer, R (9,1) ERA: 14.4	1.0 3 0 0 0 1 0 0 0 0 0 0 0 9 14 0.00 0.000																					

St. Louis Cardinals @ Washington Nationals  
Nationals Park, Washington, DC  
Fri May 01 2009, 7:05 PM EDT  
Att: 20,712 - Cloudy - 76 F

AB 33  
R 2  
H 8  
RBI 2  
BB 2  
SO 5  
LOB 14





Batter	1	2	3	4	5	6	7	8	9	AB	R	H	RBI	BB	SO	LOB	TOP			
55 Skip Schumaker, L (1,4) OBP: 0.337, SLG: 0.329	G4-3			L8		G1-3			K	4	0	0	0	0	1	0	St. Louis Cardinals @ Washington Nationals Nationals Park, Washington, DC Sat May 02 2009, 1:05 PM EDT Att: 19,950 - Overcast - 63 F			
28 Colby Rasmus, L (1,7) OBP: 0.365, SLG: 0.365	F8			K			HR		1B	4	1	2	1	0	1	0				
47 Ryan Ludwick, R (1,9) OBP: 0.310, SLG: 0.549	F8			F9			F9		P2	4	0	0	0	0	0	1				
16 Chris Duncan, L (1,3) OBP: 0.413, SLG: 0.558		G4-3			G1-3		F7		F9	4	0	0	0	0	0	1				
24 Rick Ankiel, L (1,8) OBP: 0.326, SLG: 0.405		F8			G3-1				1B	3	0	1	0	0	0	0				
4 Yadier Molina, R (1,2) OBP: 0.393, SLG: 0.481		G5-3							K	3	0	1	0	0	1	1				
22 Joe Thurston, L (1,5) OBP: 0.362, SLG: 0.443			K		G1-3				L5-4 23 G3	3	0	1	0	0	1	1				
23 Brian Barden, R (1,6) OBP: 0.396, SLG: 0.581			G5-3			K			G3	3	0	0	0	0	1	1				
35 Joel Pineiro, R (1,1) OBP: 0.308, SLG: 0.100									L5-4	2	0	0	0	0	1	0				
3 Khalil Greene, R (8,PH) OBP: 0.329, SLG: 0.338										1	0	0	0	0	0	1				
62 P.J. Walters, R (8,1)										0	0	0	0	0	0	0				
<b>Inning Stats</b>	R: 0 E: 0 K: 0 S: 5	H: 0 LOB: 0 BB: 0 P: 6	R: 0 E: 0 K: 0 S: 6	H: 0 LOB: 0 BB: 0 P: 9	R: 0 E: 0 K: 1 S: 9	H: 0 LOB: 0 BB: 0 P: 13	R: 0 E: 0 K: 1 S: 11	H: 0 LOB: 0 BB: 0 P: 17	R: 0 E: 0 K: 2 S: 13	H: 0 LOB: 0 BB: 0 P: 17	R: 1 E: 0 K: 1 S: 9	H: 2 LOB: 1 BB: 0 P: 13	R: 0 E: 0 K: 0 S: 5	H: 1 LOB: 0 BB: 0 P: 7	R: 0 E: 0 K: 1 S: 11	H: 1 LOB: 1 BB: 0 P: 15	1B: 4 2B: 1 3B: 0 HR: 1	SF: 0 SAC: 0 DP: 1 HBP: 0	WP: 0 PB: 0 SB: 0 CS: 0	PA: 31
<b>PITCHER</b> 39 Shairon Martis, R (1,1) ERA: 4.6	IP: 9.0 WLS: W BF: 31 H: 5 R: 1 ER: 1 SO: 6 BB: 0 IBB: 0 HBP: 0 BLK: 0 WP: 0 HR: 1 S: 79 P: 110 ERA: 1.00 WHIP: 0.556															<b>PITCHER</b> IP: 9.0 WLS: W BF: 31 H: 5 R: 1 ER: 1 SO: 6 BB: 0 IBB: 0 HBP: 0 BLK: 0 WP: 0 HR: 1 S: 79 P: 110 ERA: 1.00 WHIP: 0.556				

Batter	1	2	3	4	5	6	7	8	9	AB	R	H	RBI	BB	SO	LOB	BOTTOM			
15 Cristian Guzman, S (1,6) OBP: 0.373, SLG: 0.412	G6-3		G4-3				G4-3			4	1	1	0	0	0	0	St. Louis Cardinals @ Washington Nationals Nationals Park, Washington, DC Sat May 02 2009, 1:05 PM EDT Att: 19,950 - Overcast - 63 F			
24 Nick Johnson, L (1,3) OBP: 0.415, SLG: 0.451	11 BB		G3		SF8		F7			2	0	0	1	1	0	0				
11 Ryan Zimmerman, R (1,5) OBP: 0.364, SLG: 0.551	2B		K		44 HR		G5-3			4	1	2	0	0	1	0				
44 Adam Dunn, L (1,7) OBP: 0.460, SLG: 0.610				G4-3					25 BB	3	1	1	3	1	1	2				
34 Elijah Dukes, R (9,7) OBP: 0.350, SLG: 0.500					HR				6 BB	0	1	0	0	0	0	0				
25 Austin Kearns, R (1,9) OBP: 0.408, SLG: 0.536					F9				1B	4	1	2	1	0	1	2				
22 Willie Harris, L (1,8) OBP: 0.318, SLG: 0.368				P5					G3	4	0	0	0	0	1	3				
6 Anderson Hernandez, S (1,4) OBP: 0.365, SLG: 0.366				L8						4	0	2	1	0	0	1				
23 Wil Nieves, R (1,2) OBP: 0.182, SLG: 0.100									G5-3	4	0	1	0	0	0	2				
39 Shairon Martis, R (1,1) OBP: 0.182, SLG: 0.182									G6-3	3	1	0	0	0	0	2				
<b>Inning Stats</b>	R: 0 E: 0 K: 2 S: 13	H: 1 LOB: 2 BB: 1 P: 23	R: 0 E: 0 K: 1 S: 7	H: 1 LOB: 1 BB: 0 P: 11	R: 0 E: 0 K: 1 S: 9	H: 0 LOB: 0 BB: 0 P: 12	R: 0 E: 0 K: 0 S: 12	H: 1 LOB: 1 BB: 0 P: 17	R: 4 E: 0 K: 0 S: 13	H: 4 LOB: 0 BB: 0 P: 19	R: 0 E: 0 K: 0 S: 6	H: 0 LOB: 0 BB: 0 P: 10	R: 0 E: 0 K: 0 S: 5	H: 0 LOB: 0 BB: 0 P: 9	R: 2 E: 0 K: 0 S: 16	H: 2 LOB: 1 BB: 1 P: 23	1B: 6 2B: 1 3B: 1 HR: 1	SF: 1 SAC: 0 DP: 0 HBP: 0	WP: 0 PB: 0 SB: 0 CS: 0	PA: 35
<b>PITCHER</b> 35 Joel Pineiro, R (1,1) ERA: 3.24	IP: 7.0 WLS: L BF: 29 H: 7 R: 4 ER: 1 SO: 1 BB: 1 IBB: 0 HBP: 0 BLK: 0 WP: 0 HR: 1 S: 65 P: 101 ERA: 1.29 WHIP: 1.143															<b>PITCHER</b> IP: 7.0 WLS: L BF: 29 H: 7 R: 4 ER: 1 SO: 1 BB: 1 IBB: 0 HBP: 0 BLK: 0 WP: 0 HR: 1 S: 65 P: 101 ERA: 1.29 WHIP: 1.143				
62 P.J. Walters, R (8,1) ERA: 9.55	IP: 1.0 WLS: L BF: 6 H: 2 R: 2 ER: 2 SO: 0 BB: 1 IBB: 0 HBP: 0 BLK: 0 WP: 0 HR: 0 S: 16 P: 23 ERA: 18.00 WHIP: 3.000															<b>PITCHER</b> IP: 1.0 WLS: L BF: 6 H: 2 R: 2 ER: 2 SO: 0 BB: 1 IBB: 0 HBP: 0 BLK: 0 WP: 0 HR: 0 S: 16 P: 23 ERA: 18.00 WHIP: 3.000				



Batter	1	2	3	4	5	6	7	8	9	AB	R	H	RBI	BB	SO	LOB	TOP				
3 Kazuo Matsui, S OBP: 0.330, SLG: 0.367										3	2	2	2	1	1	0	<b>Houston Astros @ Washington Nationals</b> Nationals Park, Washington, DC Mon May 04 2009, 7:05 PM EDT Att. 14,115 - Drizzzie - 55 F				
21 Michael Bourn, L OBP: 0.371, SLG: 0.448										4	0	1	1	0	0	2					
17 Lance Berkman, S OBP: 0.333, SLG: 0.429										4	0	2	1	0	0	0					
45 Carlos Lee, R OBP: 0.327, SLG: 0.526										4	0	3	0	0	0	1					
10 Miguel Tejada, R OBP: 0.318, SLG: 0.343										4	0	0	0	0	0	4					
9 Hunter Pence, R OBP: 0.375, SLG: 0.478										3	0	0	0	1	0	2					
8 Jeff Keppinger, R OBP: 0.462, SLG: 0.606										3	1	1	0	0	0	1					
52 Felipe Paulino, R OBP: 0.167, SLG: 0.167										0	0	0	0	0	0	0					
39 Jeff Fulchino, R OBP: 0.185, SLG: 0.160										0	0	0	0	0	0	0					
46 J.R. Towles, R OBP: 0.333, SLG: 0.250										4	1	1	0	0	1	0					
38 Brian Moehler, R OBP: 0.357, SLG: 0.329										1	0	0	0	0	0	0					
53 Wesley Wright, R OBP: 0.357, SLG: 0.329										2	0	0	0	0	0	0					
27 Geoff Blum, S OBP: 0.357, SLG: 0.329										0	0	0	0	0	0	0					
<b>Inning Stats</b>	R: 1 E: 0 K: 0 S: 9	H: 2 LOB: 0 BB: 0 P: 15	R: 0 E: 0 K: 0 S: 5	H: 0 LOB: 0 BB: 1 P: 13	R: 0 E: 0 K: 0 S: 6	H: 0 LOB: 1 BB: 1 P: 15	R: 0 E: 0 K: 0 S: 5	H: 1 LOB: 1 BB: 0 P: 10	R: 3 E: 0 K: 0 S: 19	H: 6 LOB: 2 BB: 0 P: 28	R: 0 E: 0 K: 0 S: 6	H: 0 LOB: 0 BB: 0 P: 11	R: 0 E: 0 K: 1 S: 9	H: 1 LOB: 0 BB: 0 P: 13	R: 0 E: 0 K: 1 S: 6	H: 0 LOB: 1 BB: 0 P: 11	1B: 6 2B: 4 3B: 0 HR: 0	SF: 0 SAC: 1 DP: 1 HBP: 0	WP: 0 PB: 0 SB: 0 CS: 2	PA: 36	
<b>PITCHER</b>	IP WLS BF H R ER SO BB IBB HBP BLK WP HR S P ERA WHIP	6.0 W 26 9 4 3 0 2 0 0 0 0 0 50 92 4.50 1.833	1.0 H 3 0 0 0 1 0 0 0 0 0 0 9 13 0.00 0.000	2.0 7 1 0 0 1 0 0 0 0 0 0 14 24 0.00 0.500																	

AB	33
R	4
H	10
RBI	4
BB	2
SO	2
LOB	10



Batter	1	2	3	4	5	6	7	8	9	AB	R	H	RBI	BB	SO	LOB	BOTTOM			
15 Cristian Guzman, S OBP: 0.368, SLG: 0.404										6	2	2	0	0	0	4	<b>Houston Astros @ Washington Nationals</b> Nationals Park, Washington, DC Mon May 04 2009, 7:05 PM EDT Att. 14,115 - Drizzzie - 55 F			
24 Nick Johnson, L OBP: 0.410, SLG: 0.430										4	1	0	0	2	1	2				
11 Ryan Zimmerman, R OBP: 0.393, SLG: 0.588										4	3	4	2	1	0	0				
44 Adam Dunn, L OBP: 0.467, SLG: 0.600										3	2	1	2	2	1	3				
49 Garrett Mock, S ERA: 5.14										0	0	0	0	0	0	0				
34 Elijah Dukes, R OBP: 0.365, SLG: 0.506										5	0	3	3	0	2	3				
25 Austin Kearns, R OBP: 0.421, SLG: 0.533										4	0	2	1	0	1	2				
3 Jesus Flores, R OBP: 0.354, SLG: 0.466										5	0	1	0	0	2	8				
6 Anderson Hernandez, S OBP: 0.414, SLG: 0.400										3	1	2	1	2	0	1				
31 John Lannan, L OBP: 0.200, SLG: 0.200										2	0	0	0	0	1	3				
10 Ronnie Belliard, R OBP: 0.185, SLG: 0.154										2	0	0	0	0	0	4				
38 Joel Hanrahan, R ERA: 6.31										0	0	0	0	0	0	0				
22 Willie Harris, L OBP: 0.348, SLG: 0.368										0	0	0	0	1	0	0				
<b>Inning Stats</b>	R: 0 E: 0 K: 2 S: 17	H: 1 LOB: 2 BB: 1 P: 28	R: 0 E: 0 K: 2 S: 11	H: 2 LOB: 0 BB: 0 P: 14	R: 0 E: 0 K: 1 S: 13	H: 1 LOB: 1 BB: 0 P: 16	R: 0 E: 0 K: 0 S: 11	H: 1 LOB: 1 BB: 0 P: 16	R: 2 E: 0 K: 0 S: 16	H: 3 LOB: 2 BB: 1 P: 20	R: 5 E: 0 K: 0 S: 17	H: 3 LOB: 3 BB: 4 P: 43	R: 2 E: 0 K: 2 S: 15	H: 3 LOB: 2 BB: 1 P: 28	R: 0 E: 0 K: 1 S: 9	H: 1 LOB: 1 BB: 1 P: 17	1B: 12 2B: 3 3B: 0 HR: 0	SF: 0 SAC: 0 DP: 1 HBP: 1	WP: 0 PB: 0 SB: 0 CS: 0	PA: 47
<b>PITCHER</b>	IP WLS BF H R ER SO BB IBB HBP BLK WP HR S P ERA WHIP	5.0 L 4 1 3 3 0 2 0 0 0 0 0 8 19 81.00 9.000	0.1 B 6 2 2 2 0 2 0 1 0 0 0 8 23 54.00 12.000	2.1 12 4 2 2 3 1 1 0 0 0 0 25 46 7.71 2.143																

AB	38
R	9
H	15
RBI	9
BB	8
SO	8
LOB	30









Batter	1	2	3	4	5	6	7	8	9	AB	R	H	RBI	BB	SO	LOB	TOP										
15 Cristian Guzman, S (1.6) OBP: 0.392, SLG: 0.500										6	0	2	1	0	1	2	<p>Washington Nationals @ Los Angeles Dodgers Dodger Stadium, Los Angeles, CA Thu May 07 2009, 7:10 PM PDT Att: 37,074 - Clear - 73 F</p> <p>livebaseballscorecards.com</p> <p>AB 44 R 11 H 18 RBI 11 BB 4 SO 9 LOB 18</p>										
24 Nick Johnson, L (1.3) OBP: 0.414, SLG: 0.430										6	2	3	3	0	2	1											
11 Ryan Zimmerman, R (1.5) OBP: 0.391, SLG: 0.560										5	2	2	0	1	1	3											
44 Adam Dunn, L (1.9) 97 Joe Beigel, L (8.1) 32 Kip Wells, R (9.1)										5	0	2	3	0	2	1											
34 Elijah Dukes, R (1.8) OBP: 0.370, SLG: 0.506										5	0	1	1	0	0	1											
16 Josh Willingham, R (1.7) OBP: 0.370, SLG: 0.381										4	2	2	1	1	0	2											
3 Jesus Flores, R (1.2)										4	1	2	0	1	1	2											
6 Anderson Hernandez, S (1.4) OBP: 0.430, SLG: 0.403										4	3	3	0	1	0	2											
27 Jordan Zimmermann, R (1.1) 22 Willie Harris, L (7. PH) 41 Ron Villone, L (7.1) 25 Austin Kearns, R (8. PH)										2	0	0	0	0	1	2											
Inning Stats	R: 0 E: 0 K: 2 S: 15	H: 1 LOB: 1 BB: 0 P: 23	R: 0 E: 0 K: 1 S: 14	H: 1 LOB: 2 BB: 1 P: 20	R: 0 E: 0 K: 1 S: 8	H: 0 LOB: 0 BB: 0 P: 13	R: 0 E: 0 K: 1 S: 19	H: 1 LOB: 2 BB: 1 P: 27	R: 0 E: 0 K: 0 S: 10	H: 1 LOB: 1 BB: 0 P: 15	R: 1 E: 0 K: 0 S: 7	H: 1 LOB: 0 BB: 0 P: 11	R: 3 E: 0 K: 0 S: 13	H: 4 LOB: 1 BB: 0 P: 20	R: 6 E: 0 K: 2 S: 28	H: 6 LOB: 2 BB: 2 P: 44		R: 1 E: 0 K: 2 S: 17	H: 3 LOB: 2 BB: 0 P: 24	1B: 12 2B: 6 3B: 0 HR: 1	SF: 0 SAC: 0 DP: 1 HBP: 0	WP: 1 PB: 0 CS: 1	PA: 48				
PITCHER	IP	WLS	BF	H	R	ER	SO	BB	IBB	HBP	BLK	WP	HR	S	P	ERA	WHIP										
43 Randy Wolf, L (1.1) ERA: 2.95	6.0		25	5	1	1	5	2	0	0	0	0	1	10	16	1.50	1.167										
38 Ramon Troncoso, R (7.1) ERA: 2.37	0.2		5	3	3	3	0	0	0	0	0	0	0	1	0	40.50	4.500										
43 Will Ohman, L (7.1) ERA: 5.0	0.0		1	1	0	0	0	0	0	0	0	0	0	2	2	∞	∞										
47 Cory Wade, R (7.1) ERA: 6.23	0.2	L	6	3	4	4	1	1	0	0	0	0	0	19	31	54.00	6.000										
45 Brent Leach, L (8.1) ERA: 18.0	0.0		3	2	1	1	0	0	1	0	0	0	0	4	8	∞	∞										

Batter	1	2	3	4	5	6	7	8	9	AB	R	H	RBI	BB	SO	LOB	BOTTOM										
15 Rafael Furcal, S (1.6) OBP: 0.323, SLG: 0.313										5	0	0	0	0	3	2	<p>Washington Nationals @ Los Angeles Dodgers Dodger Stadium, Los Angeles, CA Thu May 07 2009, 7:10 PM PDT Att: 37,074 - Clear - 73 F</p> <p>livebaseballscorecards.com</p> <p>AB 38 R 9 H 14 RBI 9 BB 4 SO 6 LOB 11</p>										
13 Orlando Hudson, S (1.4) OBP: 0.424, SLG: 0.529										4	2	1	0	1	1	0											
16 Andre Ethier, L (1.9) OBP: 0.429, SLG: 0.541										5	1	1	0	0	1	1											
7 James Loney, L (1.3) OBP: 0.370, SLG: 0.345										5	2	2	1	0	0	0											
55 Russell Martin, R (1.2) OBP: 0.360, SLG: 0.306										3	2	2	1	2	0	0											
27 Matt Kemp, R (1.8) OBP: 0.394, SLG: 0.523										5	1	3	5	0	1	1											
23 Casey Blake, R (1.5) OBP: 0.336, SLG: 0.468										5	1	3	1	0	0	2											
43 Randy Wolf, L (1.1) 3 Xavier Paul, L (7. PH) 38 Ramon Troncoso, R (7.1) 43 Will Ohman, L (7.1) 47 Cory Wade, R (7.1) 45 Brent Leach, L (8.1) 59 Guillermo Mota, R (8. PH) 9 Mark Loretta, R (8.9)										1	0	0	0	0	0	0											
9 Juan Pierre, L (1.7) OBP: 0.405, SLG: 0.400										4	0	2	0	0	0	3											
52 James McDonald, L (9.1)										0	0	0	0	0	0	0											
Inning Stats	R: 6 E: 0 K: 1 S: 20	H: 4 LOB: 0 BB: 2 P: 34	R: 0 E: 0 K: 1 S: 10	H: 0 LOB: 0 BB: 0 P: 13	R: 0 E: 0 K: 0 S: 7	H: 0 LOB: 0 BB: 0 P: 9	R: 0 E: 0 K: 0 S: 10	H: 1 LOB: 1 BB: 0 P: 14	R: 0 E: 0 K: 1 S: 6	H: 0 LOB: 0 BB: 0 P: 7	R: 0 E: 0 K: 0 S: 10	H: 1 LOB: 1 BB: 1 P: 18	R: 0 E: 0 K: 0 S: 6	H: 1 LOB: 0 BB: 0 P: 11	R: 1 E: 0 K: 1 S: 26	H: 3 LOB: 3 BB: 1 P: 40	R: 2 E: 1 K: 1 S: 13	H: 4 LOB: 2 BB: 0 P: 19	1B: 11 2B: 1 3B: 1 HR: 1	SF: 1 SAC: 0 DP: 1 HBP: 0	WP: 0 PB: 0 CS: 1	PA: 43					
PITCHER	IP	WLS	BF	H	R	ER	SO	BB	IBB	HBP	BLK	WP	HR	S	P	ERA	WHIP										
27 Jordan Zimmermann, R (1.1) ERA: 5.48	6.0		26	6	6	6	4	3	0	0	0	0	0	6	11	9.00	1.500										
41 Ron Villone, L (7.1) ERA: 1.93	1.0	W	3	1	0	0	0	0	0	0	0	0	0	6	11	0.00	1.000										
97 Joe Beigel, L (8.1) ERA: 1.93	1.0		7	3	1	1	1	1	0	0	0	0	0	26	40	9.00	4.000										
32 Kip Wells, R (9.1) ERA: 3.6	1.0		7	4	2	2	1	0	0	0	0	0	0	13	19	18.00	4.000										



Batter	1	2	3	4	5	6	7	8	9	AB	R	H	RBI	BB	SO	LOB	TOP					
15 Cristian Guzman, S (1, 6) OBP: 0.392, SLG: 0.519										5	0	2	2	0	1	0						
24 Nick Johnson, L (1, 3) OBP: 0.405, SLG: 0.413										4	0	0	0	1	0	3						
11 Ryan Zimmerman, R (1, 5) OBP: 0.391, SLG: 0.554										5	0	2	0	0	2	1						
44 Adam Dunn, L (1, 7) OBP: 0.444, SLG: 0.582										5	1	2	1	0	2	4						
32 Kip Wells, R (9, 1)										0	0	0	0	0	0	0						
34 Elijah Dukes, R (1, 8) (9, 7) OBP: 0.356, SLG: 0.484										4	0	0	0	0	0	5						
25 Austin Kearns, R (1, 9) OBP: 0.414, SLG: 0.522										3	1	1	0	1	0	0						
3 Jesus Flores, R (1, 2) OBP: 0.388, SLG: 0.535										3	2	2	2	1	0	1						
6 Anderson Hernandez, S (1, 4) OBP: 0.410, SLG: 0.380										4	0	0	0	0	0	3						
39 Shairon Martis, R (1, 1) (6, 1) OBP: 0.233, SLG: 0.231										2	1	1	0	0	0	0						
16 Josh Willingham, R (7, PH) OBP: 0.342, SLG: 0.399										1	0	0	0	0	0	0						
38 Joel Hanrahan, R (7, 1) (8, PH) OBP: 0.333, SLG: 0.318										0	0	0	0	0	0	0						
10 Ronnie Bellard, R (8, PH) OBP: 0.322, SLG: 0.322										0	0	0	0	0	0	0						
50 Julian Tavarez, L (8, 1) (9, 8) OBP: 0.333, SLG: 0.318										0	0	0	0	0	0	0						
22 Willie Harris, L (9, 8) OBP: 0.333, SLG: 0.318										0	0	0	0	0	0	0						
<b>Inning Stats</b>	R: 0 H: 2 E: 0 K: 1 S: 12	H: 2 LOB: 2 BB: 0 P: 17	R: 2 H: 2 E: 0 K: 0 S: 13	H: 2 LOB: 1 BB: 1 P: 20	R: 1 H: 1 E: 0 K: 1 S: 9	H: 1 LOB: 0 BB: 0 P: 15	R: 1 H: 1 E: 0 K: 0 S: 9	H: 1 LOB: 0 BB: 0 P: 11	R: 0 H: 0 E: 0 K: 2 S: 9	H: 0 LOB: 0 BB: 0 P: 12	R: 1 H: 2 E: 0 K: 0 S: 10	H: 2 LOB: 0 BB: 0 P: 15	R: 0 H: 3 E: 0 K: 0 S: 19	H: 3 LOB: 3 BB: 0 P: 25	R: 0 H: 0 E: 0 K: 1 S: 11	H: 0 LOB: 1 BB: 1 P: 18	R: 0 H: 0 E: 0 K: 1 S: 6	H: 0 LOB: 1 BB: 1 P: 11	1B: 7 2B: 1 3B: 1 HR: 2	SF: 0 SAC: 0 DP: 1 HBP: 0	WP: 1 PB: 0 SB: 1 CS: 0	PA: 40
<b>PITCHER</b>	IP WLS BF H R ER SO BB IBB HBP BLK WP HR S P ERA WHIP																					
48 Yusmeiro Petit, R (1, 1) ERA: 8.03	4.0 L 19 6 4 4 2 1 0 0 0 0 0 2 43 63 9.00 1.750																					
47 Leo Rosales, R (5, 1) ERA: 6.0	2.0 7 2 1 1 2 0 0 0 0 0 0 0 19 27 4.50 1.000																					
57 Jon Rauch, R (7, 1) ERA: 9.25	1.0 6 3 0 0 0 0 0 0 0 0 0 0 19 25 0.00 3.000																					
32 Esmerling Vasquez, R (8, 1) ERA: 3.24	1.0 4 0 0 0 1 1 0 0 0 0 0 0 11 18 0.00 1.000																					
56 Ramon Pena, R (9, 1) ERA: 1.23	1.0 4 0 0 0 1 1 0 0 0 0 1 0 6 11 0.00 1.000																					

Washington Nationals @ Arizona Diamondbacks  
Chase Field, Phoenix, AZ  
Fri May 08 2009, 6:40 PM MST  
Att: 28,660 - Clear - 98 F

livebaseballscorecards.com

AB 37  
R 5  
H 11  
RBI 5  
BB 3  
SO 6  
LOB 18

Batter	1	2	3	4	5	6	7	8	9	AB	R	H	RBI	BB	SO	LOB	BOTTOM					
2 Felipe Lopez, S (1, 4) OBP: 0.378, SLG: 0.474										5	2	3	0	0	0	3						
24 Chris Young, R (1, 8) OBP: 0.234, SLG: 0.350										4	0	1	1	0	1	4						
57 Jon Rauch, R (7, 1) ERA: 9.25										0	0	0	0	0	0	0						
32 Esmerling Vasquez, R (8, 1) ERA: 3.24										0	0	0	0	0	0	0						
56 Ramon Pena, R (9, 1) (9, PH) OBP: 0.333, SLG: 0.176										1	0	0	0	0	0	0						
10 Justin Upton, R (1, 9) OBP: 0.376, SLG: 0.551										4	1	1	1	1	2	1						
27 Mark Reynolds, R (1, 5) OBP: 0.322, SLG: 0.505										5	0	1	0	0	3	4						
29 Josh Whitesell, L (1, 3) OBP: 0.308, SLG: 0.200										4	0	1	0	0	0	4						
34 Conor Jackson, R (1, 7) OBP: 0.269, SLG: 0.258										3	0	0	1	1	0	1						
26 Miguel Montero, L (1, 2) OBP: 0.326, SLG: 0.476										4	1	2	0	0	0	2						
16 Josh Wilson, R (1, 6) OBP: 0.300, SLG: 0.316										4	0	1	0	0	1	2						
48 Yusmeiro Petit, R (1, 1) ERA: 4.67										1	0	0	0	0	1	1						
18 Chad Tracy, L (4, PH) OBP: 0.250, SLG: 0.385										1	0	0	0	0	0	1						
47 Leo Rosales, R (5, 1) ERA: 5.19										0	0	0	0	0	0	0						
22 Eric Byrnes, R (6, PH) OBP: 0.229, SLG: 0.338										2	0	2	1	0	0	0						
<b>Inning Stats</b>	R: 1 H: 2 E: 0 K: 0 S: 14	H: 2 LOB: 1 BB: 0 P: 18	R: 0 H: 0 E: 0 K: 2 S: 11	H: 0 LOB: 1 BB: 1 P: 18	R: 0 H: 1 E: 0 K: 2 S: 12	H: 1 LOB: 2 BB: 1 P: 19	R: 0 H: 1 E: 0 K: 0 S: 7	H: 1 LOB: 1 BB: 0 P: 13	R: 1 H: 2 E: 0 K: 2 S: 13	H: 2 LOB: 1 BB: 0 P: 19	R: 1 H: 3 E: 0 K: 0 S: 12	H: 3 LOB: 2 BB: 0 P: 20	R: 0 H: 2 E: 0 K: 0 S: 9	H: 2 LOB: 1 BB: 0 P: 13	R: 0 H: 1 E: 0 K: 0 S: 8	H: 1 LOB: 0 BB: 0 P: 10	R: 0 H: 0 E: 0 K: 2 S: 10	H: 0 LOB: 0 BB: 0 P: 18	1B: 8 2B: 3 3B: 1 HR: 0	SF: 0 SAC: 0 DP: 0 HBP: 0	WP: 0 PB: 0 SB: 1 CS: 1	PA: 40
<b>PITCHER</b>	IP WLS BF H R ER SO BB IBB HBP BLK WP HR S P ERA WHIP																					
39 Shairon Martis, R (1, 1) ERA: 4.67	5.1 W 27 9 3 3 6 2 0 0 0 0 0 0 4 8 5.06 2.062																					
49 Garrett Mock, R (6, 1) ERA: 5.19	0.2 H 2 0 0 0 0 0 0 0 0 0 0 0 4 8 0.00 0.000																					
38 Joel Hanrahan, R (7, 1) ERA: 6.23	1.0 H 5 2 1 1 0 0 0 0 0 0 0 0 9 13 9.00 2.000																					
50 Julian Tavarez, R (8, 1) ERA: 6.35	1.0 H 3 1 0 0 0 0 0 0 0 0 0 0 8 10 0.00 1.000																					
32 Kip Wells, R (9, 1) ERA: 3.27	1.0 S 3 0 0 0 2 0 0 0 0 0 0 0 10 18 0.00 0.000																					

Washington Nationals @ Arizona Diamondbacks  
Chase Field, Phoenix, AZ  
Fri May 08 2009, 6:40 PM MST  
Att: 28,660 - Clear - 98 F

livebaseballscorecards.com

AB 38  
R 4  
H 12  
RBI 4  
BB 2  
SO 8  
LOB 23































Batter	1	2	3	4	5	6	7	8	9	AB	R	H	RBI	BB	SO	LOB	TOP
11 Jimmy Rollins, S OBP: 0.264, SLG: 0.318										3	2	2	0	1	0	0	Philadelphia Phillies @ Washington Nationals Nationals Park, Washington, DC Sat May 16 2009, 7:05 PM EDT Att: 23,896 - Cloudy - 74 F
26 Chase Utley, L OBP: 0.436, SLG: 0.588										3	2	3	1	1	0	0	
29 Raul Ibanez, L OBP: 0.344, SLG: 0.735										3	1	2	3	1	0	1	
6 Ryan Howard, L OBP: 0.344, SLG: 0.525										4	2	2	2	0	0	5	
12 Matt Stairs, L OBP: 0.500, SLG: 0.636										2	0	0	0	1	0	2	
8 Shane Victorino, S OBP: 0.299, SLG: 0.412										2	0	0	0	1	1	0	
19 Greg Dobbs, L OBP: 0.200, SLG: 0.125										3	0	0	0	0	0	3	
51 Carlos Ruiz, R OBP: 0.426, SLG: 0.372										2	0	0	1	1	1	0	
48 Drew Carpenter, R (1, 1)										3	0	0	0	0	1	3	
55 Clay Condrey, R (5, 1)										0	0	0	0	0	0	0	
<b>Inning Stats</b>	R: 0 E: 0 K: 0 S: 10	H: 1 LOB: 2 BB: 1 P: 17	R: 0 E: 0 K: 1 S: 6	H: 0 LOB: 0 BB: 0 P: 9	R: 3 E: 0 K: 0 S: 12	H: 3 LOB: 0 BB: 0 P: 24	R: 0 E: 0 K: 1 S: 7	H: 0 LOB: 0 BB: 0 P: 11	R: 4 E: 0 K: 1 S: 26	H: 4 LOB: 3 BB: 3 P: 46	R: 0 E: 0 K: 0 S: 6	H: 1 LOB: 3 BB: 2 P: 19					
<b>PITCHER</b>	IP WLS BF H R ER SO BB IBB HBP BLK WP HR S P ERA WHIP																
45 Daniel Cabrera, R ERA: 5.95	5.0 L 27 8 7 7 3 4 0 0 0 1 2 61 107 12.60 2.400																
41 Ron Villone, L ERA:	6.1 0.0 4 1 0 0 0 2 0 0 0 0 0 6 19 ∞ ∞																

AB	25
R	7
H	9
RBI	7
BB	6
SO	3
LOB	14



Batter	1	2	3	4	5	6	7	8	9	AB	R	H	RBI	BB	SO	LOB	BOTTOM
15 Cristian Guzman, S OBP: 0.372, SLG: 0.487										3	1	1	0	0	0	1	Philadelphia Phillies @ Washington Nationals Nationals Park, Washington, DC Sat May 16 2009, 7:05 PM EDT Att: 23,896 - Cloudy - 74 F
24 Nick Johnson, L OBP: 0.409, SLG: 0.432										3	0	1	1	0	1	1	
11 Ryan Zimmerman, R (1, 5)										1	1	0	0	2	0	1	
44 Adam Dunn, L OBP: 0.433, SLG: 0.595										3	0	1	0	0	1	2	
16 Josh Willingham, R OBP: 0.349, SLG: 0.543										2	1	2	0	1	0	0	
22 Willie Harris, L OBP: 0.408, SLG: 0.421										2	1	1	2	0	1	2	
10 Ronnie Belliard, R OBP: 0.240, SLG: 0.333										3	1	2	1	0	0	3	
23 Wil Nieves, R OBP: 0.333, SLG: 0.324										3	0	1	1	0	1	1	
45 Daniel Cabrera, R (1, 1)										1	0	0	0	0	1	0	
13 Alex Cintron, S (5, PH)										1	0	0	0	0	1	1	
41 Ron Villone, L (6, 1)										0	0	0	0	0	0	0	
<b>Inning Stats</b>	R: 1 E: 0 K: 0 S: 12	H: 3 LOB: 3 BB: 1 P: 25	R: 0 E: 0 K: 1 S: 6	H: 0 LOB: 0 BB: 0 P: 8	R: 0 E: 0 K: 2 S: 14	H: 1 LOB: 2 BB: 1 P: 26	R: 1 E: 0 K: 0 S: 12	H: 2 LOB: 1 BB: 0 P: 17	R: 3 E: 0 K: 3 S: 23	H: 3 LOB: 1 BB: 1 P: 33	R: 0 E: 0 K: 0 S: 6	H: 5 LOB: 0 BB: 1 P: 19					
<b>PITCHER</b>	IP WLS BF H R ER SO BB IBB HBP BLK WP HR S P ERA WHIP																
48 Drew Carpenter, R ERA: 10.38	4.1 W 24 8 5 5 4 3 0 0 0 0 0 0 8 9 10.38 2.538																
55 Clay Condrey, R ERA: 2.61	6.1 0.2 S 3 1 0 0 2 0 0 0 0 0 0 8 10 0.00 1.500																

AB	22
R	5
H	9
RBI	5
BB	3
SO	6
LOB	12

















Batter	1	2	3	4	5	6	7	8	9	AB	R	H	RBI	BB	SO	LOB	TOP					
3 Nyer Morgan, L (1.7)										4	0	1	0	1	1	1	<b>Pittsburgh Pirates @ Washington Nationals</b> Nationals Park, Washington, DC Wed May 20 2009, 7:05 PM EDT Att: 17,854 - Clear - 75 F					
12 Freddy Sanchez, R (1.4)										4	1	2	0	0	0	1						
13 Nate McLouth, L (1.8)										3	0	1	0	1	0	2						
18 Craig Monroe, R (1.9)										4	0	1	0	0	0	4						
44 Brandon Moss, L (9.9)										1	0	0	0	0	0	3						
25 Adam LaRoche, L (1.3)										4	0	0	0	1	1	4						
23 Robinson Diaz, R (1.2)										5	0	1	0	0	1	3						
15 Andy LaRoche, R (1.5)										4	1	3	0	0	0	1						
2 Jack Wilson, R (1.6)										4	0	1	1	0	0	4						
28 Paul Maholm, L (1.1)										3	0	0	0	0	0	3						
43 Jesse Chavez, R (7.1)										0	0	0	0	0	0	0						
17 Sean Burnett, L (8.1)										0	0	0	0	0	0	0						
34 John Grabow, L (8.1)										0	0	0	0	0	0	0						
24 Delwyn Young, S (9.9)										1	0	1	0	0	0	0						
55 Matt Capps, R (9.1)										0	0	0	0	0	0	0						
<b>Inning Stats</b>	R: 0 E: 0 K: 2 S: 14	H: 1 LOB: 2 BB: 1 P: 26	R: 0 E: 1 K: 1 S: 13	H: 0 LOB: 1 BB: 0 P: 15	R: 0 E: 0 K: 0 S: 9	H: 1 LOB: 1 BB: 0 P: 12	R: 1 E: 1 K: 1 S: 10	H: 2 LOB: 1 BB: 0 P: 13	R: 0 E: 0 K: 0 S: 8	H: 2 LOB: 2 BB: 0 P: 10	R: 0 E: 0 K: 1 S: 11	H: 2 LOB: 1 BB: 0 P: 13	R: 0 E: 0 K: 0 S: 7	H: 0 LOB: 1 BB: 1 P: 15	R: 0 E: 0 K: 1 S: 10	H: 1 LOB: 1 BB: 0 P: 14	R: 1 E: 0 K: 0 S: 23	H: 3 LOB: 3 BB: 1 P: 35	1B: 9 2B: 3 3B: 0 HR: 0	SF: 0 SAC: 1 DP: 1 HBP: 1	WP: 1 PB: 0 CS: 0	PA: 42
<b>PITCHER</b>	IP	WLS	BF	H	R	ER	SO	BB	IBB	HBP	BLK	WP	HR	S	P	ERA	WHIP					
31 John Lannan, L (1.1)	7.0		31	7	1	1	5	2	0	1	0	0	0	72	104	1.29	1.286					
41 Ron Villone, L (8.1)	1.0		4	1	0	0	1	0	0	0	0	0	0	10	14	0.00	1.000					
38 Joel Hanrahan, R (9.1)	1.0	L	7	3	1	1	0	1	0	0	0	1	0	23	35	9.00	4.000					

Batter	1	2	3	4	5	6	7	8	9	AB	R	H	RBI	BB	SO	LOB	BOTTOM					
15 Cristian Guzman, S (1.6)										4	1	2	0	0	0	0	<b>Pittsburgh Pirates @ Washington Nationals</b> Nationals Park, Washington, DC Wed May 20 2009, 7:05 PM EDT Att: 17,854 - Clear - 75 F					
24 Nick Johnson, L (1.3)										3	0	1	1	1	1	2						
11 Ryan Zimmerman, R (1.5)										4	0	1	0	0	0	3						
44 Adam Dunn, L (1.7)										3	0	0	0	1	2	4						
25 Austin Kearns, R (1.9)										4	0	1	0	0	0	3						
10 Ronnie Belliard, R (1.4)										3	0	0	0	1	1	1						
30 Justin Maxwell, R (1.8)										2	0	0	0	1	0	1						
22 Willie Harris, L (9.9)										1	0	1	0	0	0	0						
23 Wil Nieves, R (1.2)										4	0	0	0	0	1	4						
31 John Lannan, L (1.1)										2	0	0	0	0	2	2						
6 Anderson Hernandez, S (7.9)										1	0	0	0	0	1	0						
41 Ron Villone, L (8.1)										0	0	0	0	0	0	0						
38 Joel Hanrahan, R (9.1)										0	0	0	0	0	0	0						
16 Josh Willingham, R (9.9)										1	0	0	0	0	0	0						
<b>Inning Stats</b>	R: 0 E: 0 K: 1 S: 14	H: 0 LOB: 1 BB: 1 P: 22	R: 0 E: 0 K: 2 S: 11	H: 1 LOB: 2 BB: 1 P: 20	R: 0 E: 1 K: 2 S: 12	H: 1 LOB: 2 BB: 0 P: 19	R: 0 E: 0 K: 0 S: 7	H: 0 LOB: 0 BB: 0 P: 11	R: 1 E: 0 K: 1 S: 15	H: 2 LOB: 1 BB: 0 P: 21	R: 0 E: 0 K: 1 S: 15	H: 0 LOB: 1 BB: 1 P: 21	R: 0 E: 0 K: 1 S: 9	H: 1 LOB: 1 BB: 0 P: 14	R: 0 E: 0 K: 0 S: 7	H: 0 LOB: 0 BB: 1 P: 14	R: 0 E: 0 K: 0 S: 9	H: 1 LOB: 0 BB: 0 P: 11	1B: 5 2B: 0 3B: 1 HR: 0	SF: 0 SAC: 0 DP: 2 HBP: 0	WP: 0 PB: 1 CS: 0	PA: 36
<b>PITCHER</b>	IP	WLS	BF	H	R	ER	SO	BB	IBB	HBP	BLK	WP	HR	S	P	ERA	WHIP					
28 Paul Maholm, L (1.1)	6.0		26	4	1	1	7	3	0	0	0	0	0	74	114	1.50	1.167					
43 Jesse Chavez, R (7.1)	1.0		4	1	0	0	1	0	0	0	0	0	0	9	14	0.00	1.000					
17 Sean Burnett, L (8.1)	0.0		1	0	0	0	0	1	0	0	0	0	0	2	6	∞	∞					
34 John Grabow, L (8.1)	1.0	W	2	0	0	0	0	0	0	0	0	0	0	5	8	0.00	0.000					
55 Matt Capps, R (9.1)	1.0	S	3	1	0	0	0	0	0	0	0	0	0	9	11	0.00	1.000					





Batter	1	2	3	4	5	6	7	8	9	AB	R	H	RBI	BB	SO	LOB	TOP					
3 Nyer Morgan, L (1,7) OBP: 0.372, SLG: 0.360	L6			G6-3		G4-3		G3		4	0	0	0	0	0	0	Pittsburgh Pirates @ Washington Nationals Nationals Park, Washington, DC Thu May 21 2009, 7:05 PM EDT Att: 17,816 - Clear - 80 F					
12 Freddy Sanchez, R (1,4) OBP: 0.341, SLG: 0.475	K			K			G6-3	G6-3		4	0	0	0	0	2	0						
13 Nate McLouth, L (1,8) OBP: 0.378, SLG: 0.485	F8			G3			25 HR	G3-1		3	1	0	0	1	0	0						
25 Adam LaRoche, L (1,3) OBP: 0.318, SLG: 0.470		G4-3			44 G4-3 15 G6-3			F8		4	2	2	2	0	0	0						
44 Brandon Moss, L (1,9) OBP: 0.315, SLG: 0.397		F7			G4-3					4	1	2	0	0	0	1						
15 Andy LaRoche, R (1,5) OBP: 0.348, SLG: 0.403					G6-3					3	0	1	2	0	1	0						
5 Ramón Vázquez, L (8,PH) OBP: 0.338, SLG: 0.217										1	0	0	0	0	1	1						
35 Jason Jaramillo, S (1,2) OBP: 0.379, SLG: 0.382										2	0	0	0	1	0	0						
24 Delwyn Young, S (8,PH) OBP: 0.419, SLG: 0.436										1	0	0	0	0	1	1						
2 Jack Wilson, R (1,6) OBP: 0.304, SLG: 0.372										3	0	0	0	0	0	2						
45 Ian Snell, R (1,1) OBP: 0.176, SLG: 0.176										2	0	0	0	0	0	0						
16 Eric Hinske, L (7,PH) OBP: 0.348, SLG: 0.333										1	0	0	0	0	0	2						
24 Tom Gorzelanny, R (7,1) OBP: 0.348, SLG: 0.333										0	0	0	0	0	0	0						
43 Jesse Chavez, R (8,1) OBP: 0.348, SLG: 0.333										0	0	0	0	0	0	0						
<b>Inning Stats</b>	R: 0 E: 0 K: 1 S: 11	H: 0 LOB: 0 BB: 0 P: 15	R: 0 E: 0 K: 1 S: 7	H: 0 LOB: 0 BB: 0 P: 9	R: 0 E: 0 K: 0 S: 8	H: 0 LOB: 0 BB: 0 P: 10	R: 0 E: 0 K: 1 S: 8	H: 0 LOB: 0 BB: 0 P: 11	R: 1 E: 0 K: 0 S: 5	H: 1 LOB: 0 BB: 0 P: 9	R: 0 E: 0 K: 0 S: 8	H: 0 LOB: 0 BB: 0 P: 13	R: 3 E: 0 K: 0 S: 15	H: 3 LOB: 2 BB: 2 P: 30	R: 0 E: 0 K: 0 S: 7	H: 0 LOB: 0 BB: 0 P: 9	R: 0 E: 0 K: 2 S: 12	H: 1 LOB: 1 BB: 0 P: 19	1B: 2 2B: 2 3B: 0 HR: 1	SF: 0 SAC: 0 DP: 0 HBP: 0	WP: 0 PB: 0 CS: 0	PA: 34
<b>PITCHER</b>	IP WLS BF H R ER SO BB IBB HBP BLK WP HR S P ERA WHIP																					
35 Craig Stammen, R (1,1) ERA: 5.68	6.1	W	24	4	4	4	3	1	0	0	0	0	0	0	1	57	85	5.68	0.789			
50 Julian Tavarez, R (7,1) ERA: 5.71	1.2	L	6	0	0	0	0	1	0	0	0	0	0	0	0	12	21	0.00	0.600			
38 Joel Hanrahan, R (9,1) ERA: 6.52	1.0	S	4	1	0	0	2	0	0	0	0	0	0	0	0	12	19	0.00	1.000			

AB	32
R	4
H	5
RBI	4
BB	2
SO	5
LOB	7



Batter	1	2	3	4	5	6	7	8	9	AB	R	H	RBI	BB	SO	LOB	BOTTOM					
15 Cristian Guzman, S (1,6) OBP: 0.382, SLG: 0.493	F7			G1-3		G3				4	1	1	0	0	0	0	Pittsburgh Pirates @ Washington Nationals Nationals Park, Washington, DC Thu May 21 2009, 7:05 PM EDT Att: 17,816 - Clear - 80 F					
24 Nick Johnson, L (1,3) OBP: 0.435, SLG: 0.473										4	1	2	0	0	1	0						
11 Ryan Zimmerman, R (1,5) OBP: 0.409, SLG: 0.607										4	0	1	1	0	1	1						
44 Adam Dunn, L (1,9) OBP: 0.422, SLG: 0.573										4	0	1	1	0	1	1						
38 Joel Hanrahan, R (9,1) ERA: 6.52										0	0	0	0	0	0	0						
16 Josh Willingham, R (1,7) OBP: 0.350, SLG: 0.500										3	2	1	0	1	1	2						
22 Willie Harris, L (1,8) OBP: 0.412, SLG: 0.415										4	1	1	0	0	2	3						
7 Josh Bard, S (1,2) OBP: 0.241, SLG: 0.286										3	0	1	2	0	0	1						
6 Anderson Hernandez, S (1,4) OBP: 0.360, SLG: 0.350										1	0	0	1	0	0	1						
10 Ronnie Belliard, R (5,4) OBP: 0.237, SLG: 0.291										1	0	0	0	0	0	0						
35 Craig Stammen, R (1,1) ERA: 4.88										2	0	0	0	0	1	0						
50 Julian Tavarez, L (7,1) ERA: 6.0										0	0	0	0	0	0	0						
25 Austin Kearns, R (8,PH) OBP: 0.397, SLG: 0.404										1	0	0	0	0	0	0						
<b>Inning Stats</b>	R: 0 E: 0 K: 2 S: 12	H: 1 LOB: 1 BB: 0 P: 18	R: 2 E: 0 K: 0 S: 13	H: 1 LOB: 0 BB: 1 P: 22	R: 0 E: 0 K: 0 S: 7	H: 0 LOB: 0 BB: 0 P: 11	R: 1 E: 0 K: 1 S: 9	H: 2 LOB: 1 BB: 0 P: 16	R: 0 E: 0 K: 2 S: 8	H: 0 LOB: 0 BB: 0 P: 14	R: 0 E: 0 K: 1 S: 8	H: 0 LOB: 0 BB: 0 P: 11	R: 0 E: 0 K: 0 S: 8	H: 0 LOB: 0 BB: 0 P: 15	R: 2 E: 0 K: 1 S: 19	H: 4 LOB: 2 BB: 0 P: 25	R: 2 E: 0 K: 1 S: 19	H: 1 LOB: 1 BB: 0 P: 19	1B: 5 2B: 3 3B: 0 HR: 0	SF: 1 SAC: 0 DP: 0 HBP: 0	WP: 0 PB: 0 CS: 0	PA: 33
<b>PITCHER</b>	IP WLS BF H R ER SO BB IBB HBP BLK WP HR S P ERA WHIP																					
45 Ian Snell, R (1,1) ERA: 4.88	6.0	L	23	4	3	3	6	1	0	0	0	0	0	0	0	57	92	4.50	0.833			
24 Tom Gorzelanny, L (7,1) ERA: 6.0	1.1	L	8	4	2	2	0	0	0	0	0	0	0	0	20	30	13.50	3.000				
43 Jesse Chavez, R (8,1) ERA: 2.0	0.2		2	0	0	0	1	0	0	0	0	0	0	7	10	0.00	0.000					









Batter	1	2	3	4	5	6	7	8	9	AB	R	H	RBI	BB	SO	LOB	TOP			
1 Brian Roberts, S OBP: 0.365, SLG: 0.469	F8		F8		F8		G5-3			3	0	0	0	1	0	1				
Adam Jones, R OBP: 0.415, SLG: 0.644	F8		K			K		L9		4	0	0	0	0	2	3				
21 Nick Markakis, L OBP: 0.385, SLG: 0.515	G3					G4-3		G4-3		4	0	1	1	0	0	0				
6 Melvin Mora, R OBP: 0.318, SLG: 0.337	F9	F9						L9		3	0	0	0	1	0	3				
23 Ty Wigginton, R OBP: 0.281, SLG: 0.336	G3-1					P2		G6-3		4	0	0	0	0	1	1				
14 Nolan Reimold, R OBP: 0.297, SLG: 0.472	G5-3					P6		E5		4	0	0	0	0	0	0				
9 Gregg Zaun, S OBP: 0.314, SLG: 0.314						P6		P4-3		3	1	1	0	1	0	1				
3 Cesar Izturis, S OBP: 0.271, SLG: 0.311			G3			L8		FC6-5		3	1	0	0	0	0	2				
19 Koji Uehara, R 25 Brian Bass, R 17 Aubrey Huff, L 34 Matt Albers, L 43 Jim Johnson, R 52 George Sherrill, L										0	0	0	0	1	0	0				
<b>Inning Stats</b>	R: 0 E: 0 K: 0 S: 7	H: 0 LOB: 0 BB: 0 P: 11	R: 0 E: 0 K: 0 S: 9	H: 0 LOB: 0 BB: 0 P: 14	R: 1 E: 0 K: 1 S: 15	H: 1 LOB: 3 BB: 3 P: 31	R: 0 E: 0 K: 1 S: 9	H: 0 LOB: 0 BB: 0 P: 12	R: 0 E: 0 K: 1 S: 9	H: 0 LOB: 1 BB: 1 P: 13	R: 1 E: 0 K: 0 S: 8	H: 2 LOB: 1 BB: 0 P: 15	R: 0 E: 0 K: 0 S: 8	H: 0 LOB: 0 BB: 0 P: 10	R: 0 E: 1 K: 0 S: 5	H: 0 LOB: 0 BB: 0 P: 7	1B: 1 2B: 2 3B: 1 HR: 0	SF: 0 SAC: 0 DP: 1 HBP: 0	WP: 0 PA: 34 PB: 0 CS: 0	
<b>PITCHER</b>	IP	WLS	BF	H	R	ER	SO	BB	IBB	HBP	BLK	WP	HR	S	P	ERA	WHIP			
48 Ross Detwiler, L ERA: 2.45	6.0		23	1	1	1	4	4	0	0	0	0	0	56	96	1.50	0.833			
50 Julian Tavarez, R ERA: 8.0	0.2	L	3	1	1	1	0	0	0	0	0	0	0	5	9	13.50	1.500			
41 Ron Villone, L ERA:	0.1		2	1	0	0	0	0	0	0	0	0	0	3	6	0.00	3.000			
57 Jason Bergmann, R ERA: 2.57	1.0		3	0	0	0	0	0	0	0	0	0	0	8	10	0.00	0.000			
38 Joel Hanrahan, R ERA: 6.2	1.0		3	0	0	0	0	0	0	0	0	0	0	5	7	0.00	0.000			

Baltimore Orioles @ Washington Nationals  
Nationals Park, Washington, DC  
Sat May 23 2009, 7:05 PM EDT  
Att: 31,833 - Partly Cloudy - 82 F

AB	30
R	2
H	3
RBI	2
BB	4
SO	4
LOB	11



Batter	1	2	3	4	5	6	7	8	9	AB	R	H	RBI	BB	SO	LOB	BOTTOM				
15 Cristian Guzman, S OBP: 0.366, SLG: 0.490	L6		F7				F8			4	1	1	1	0	0	0					
24 Nick Johnson, L OBP: 0.441, SLG: 0.474	K									2	0	1	0	2	1	0					
11 Ryan Zimmerman, R OBP: 0.406, SLG: 0.608										3	0	1	0	1	1	2					
44 Adam Dunn, L OBP: 0.418, SLG: 0.556	G3									4	0	2	0	0	1	2					
25 Austin Kearns, R OBP: 0.350, SLG: 0.394										4	0	1	0	0	0	5					
22 Willie Harris, L OBP: 0.403, SLG: 0.404										3	0	1	0	0	1	0					
7 Josh Bard, S OBP: 0.189, SLG: 0.222										4	0	0	0	0	1	2					
30 Justin Maxwell, R OBP: 0.300, SLG: 0.235										4	0	0	0	0	3	1					
48 Ross Detwiler, R 50 Julian Tavarez, L 41 Ron Villone, L 16 Josh Willingham, R 57 Jason Bergmann, R 38 Joel Hanrahan, R										2	0	0	0	0	1	0					
<b>Inning Stats</b>	R: 0 E: 0 K: 1 S: 10	H: 1 LOB: 1 BB: 0 P: 16	R: 0 E: 0 K: 1 S: 8	H: 1 LOB: 1 BB: 0 P: 11	R: 0 E: 0 K: 1 S: 16	H: 1 LOB: 3 BB: 2 P: 29	R: 0 E: 0 K: 0 S: 7	H: 0 LOB: 0 BB: 0 P: 10	R: 1 E: 0 K: 2 S: 12	H: 2 LOB: 1 BB: 0 P: 18	R: 0 E: 0 K: 0 S: 3	H: 1 LOB: 0 BB: 0 P: 5	R: 0 E: 0 K: 1 S: 5	H: 0 LOB: 0 BB: 0 P: 9	R: 0 E: 0 K: 0 S: 8	H: 1 LOB: 1 BB: 1 P: 16	R: 0 E: 0 K: 3 S: 10	H: 0 LOB: 0 BB: 0 P: 14	1B: 5 2B: 1 3B: 0 HR: 1	SF: 0 SAC: 1 DP: 2 HBP: 0	WP: 0 PA: 35 PB: 0 CS: 0
<b>PITCHER</b>	IP	WLS	BF	H	R	ER	SO	BB	IBB	HBP	BLK	WP	HR	S	P	ERA	WHIP				
19 Koji Uehara, R ERA: 4.09	3.0		14	3	1	1	2	0	0	0	0	0	1	22	33	3.00	1.000				
25 Brian Bass, R ERA: 4.45	1.0	H	3	0	0	0	1	0	0	0	0	0	0	5	9	0.00	0.000				
34 Matt Albers, R ERA: 6.17	1.0	H	4	1	0	0	0	1	0	0	0	0	0	8	16	0.00	2.000				
43 Jim Johnson, R ERA: 3.8	1.0	S	3	0	0	0	3	0	0	0	0	0	0	10	14	0.00	0.000				
52 George Sherrill, L ERA: 2.89	1.0		3	0	0	0	0	0	0	0	0	0	0	10	14	0.00	0.000				

Baltimore Orioles @ Washington Nationals  
Nationals Park, Washington, DC  
Sat May 23 2009, 7:05 PM EDT  
Att: 31,833 - Partly Cloudy - 82 F

AB	31
R	1
H	7
RBI	1
BB	3
SO	9
LOB	12





Batter	1	2	3	4	5	6	7	8	9	AB	R	H	RBI	BB	SO	LOB	TOP										
1 Brian Roberts, S (1,4) OBP: 0.366, SLG: 0.464	F7		21 3B	L7			HR	L4		4	2	1	0	1	0	3											
Adam Jones, R (1,8) OBP: 0.414, SLG: 0.654	F8		F9		21 17 1B	HBP	HR	K		4	2	1	2	0	1	2											
21 Nick Markakis, L (1,9) OBP: 0.381, SLG: 0.517	F9		1-H 2-H	G3			P5	K		5	0	1	2	0	1	1											
17 Aubrey Huff, L (1,3) OBP: 0.337, SLG: 0.473		23 P3	G4-3				14 BB	G4-3		4	0	2	1	1	0	1											
23 Ty Wigginton, R (1,5) OBP: 0.254, SLG: 0.326	P3			F7		P3	F9			4	0	0	0	0	0	3											
14 Nolan Reimold, R (1,7) OBP: 0.293, SLG: 0.436	K			P5		P6				3	0	0	0	1	1	2											
32 Jamie Walker, L (7,1)										0	0	0	0	0	0	0											
27 Mark Hendrickson, L (8,1)										0	0	0	0	0	0	0											
16 Chad Moeller, R (1,2) OBP: 0.240, SLG: 0.375	G6-3			35 2B		G5-3	L8			4	0	1	0	0	0	3											
12 Robert Andino, R (1,6) OBP: 0.237, SLG: 0.222	F8			35 E	IBB	K		F9		3	0	0	0	1	1	0											
35 Brad Bergesen, L (1,1) OBP: 0.333, SLG: 0.333						G5-3		K		3	1	1	0	0	0	2											
37 Chris Ray, R (6,1)										0	0	0	0	0	0	0											
18 Felix Pie, L (7,7) OBP: 0.269, SLG: 0.310	21 3B			1 BB	E6					1	0	0	0	0	1	0											
<b>Inning Stats</b>	R: 0 E: 0 K: 0 S: 5	H: 0 LOB: 0 BB: 0 P: 8	R: 0 E: 0 K: 1 S: 8	H: 1 LOB: 1 BB: 0 P: 14	R: 2 E: 0 K: 0 S: 11	H: 2 LOB: 1 BB: 1 P: 22	R: 0 E: 1 K: 0 S: 9	H: 1 LOB: 3 BB: 1 P: 19	R: 1 E: 0 K: 1 S: 7	H: 1 LOB: 0 BB: 0 P: 7	R: 0 E: 0 K: 1 S: 7	H: 0 LOB: 0 BB: 0 P: 7	R: 2 E: 0 K: 0 S: 12	H: 2 LOB: 2 BB: 2 P: 23	R: 0 E: 0 K: 1 S: 7	H: 0 LOB: 0 BB: 0 P: 9	R: 0 E: 0 K: 2 S: 9	H: 0 LOB: 0 BB: 0 P: 13	1B: 3 2B: 2 3B: 1 HR: 1	SF: 0 SAC: 0 DP: 0 HBP: 1	WP: 0 PB: 0 SB: 1 CS: 0	PA: 40					
<b>PITCHER</b>	IP	WLS	BF	H	R	ER	SO	BB	IBB	HBP	BLK	WP	HR	S	P	ERA	WHIP										
39 Shairon Martis, R (1,1) ERA: 4.86	6.0		29	7	5	5	2	1	1	1	0	0	1	52	89	7.50	1.333										
41 Ron Villone, L (7,1) ERA:	1.0	W	5	0	0	0	0	2	0	0	0	0	0	9	19	0.00	2.000										
97 Joe Beimel, L (8,1) ERA: 5.0	1.0	H	3	0	0	0	1	0	0	0	0	0	0	7	9	0.00	0.000										
38 Joel Hanrahan, R (9,1) ERA: 5.91	1.0	S	3	0	0	0	2	0	0	0	0	0	0	9	13	0.00	0.000										

Baltimore Orioles @ Washington Nationals  
Nationals Park, Washington, DC  
Sun May 24 2009, 1:35 PM EDT  
Att: 30,880 - Partly Cloudy - 80 F

AB 35  
R 5  
H 7  
RBI 5  
BB 4  
SO 5  
LOB 17



Batter	1	2	3	4	5	6	7	8	9	AB	R	H	RBI	BB	SO	LOB	BOTTOM											
22 Willie Harris, L (1,8) OBP: 0.416, SLG: 0.426	15 G4-3				F7		15 SH5-4	G3		4	1	2	0	0	0	2												
15 Cristian Guzman, S (1,6) OBP: 0.356, SLG: 0.479	G4-3			HBP	G4-3		SH5-4			3	0	0	0	0	1	3												
11 Ryan Zimmerman, R (1,5) OBP: 0.408, SLG: 0.603	L4			F8		44 HR	44 HR			3	2	1	0	1	0	1												
44 Adam Dunn, L (1,3) OBP: 0.420, SLG: 0.594	G3			P5		HR	IBB			4	2	2	6	0	0	1												
97 Joe Beimel, L (8,1)										0	0	0	0	0	0	0												
38 Joel Hanrahan, R (9,1)										0	0	0	0	0	0	0												
16 Josh Willingham, R (1,7) OBP: 0.354, SLG: 0.479		25 G6-4-3		F8		G6-3	L7			4	0	1	0	0	0	0												
10 Ronnie Belliard, R (1,4) OBP: 0.221, SLG: 0.266		K		F8		G6-3	G6-3			4	0	0	0	0	1	1												
25 Austin Kearns, R (1,9) OBP: 0.355, SLG: 0.498		G6-4-3		23 2B		2B	1B	K		4	1	2	0	0	1	1												
23 Wil Nieves, R (1,2) OBP: 0.321, SLG: 0.321		G1-5-3		39 E		G1-3		1B		4	1	2	1	0	0	1												
39 Shairon Martis, R (1,1) ERA: 5.49		G6-3		E8			15 SH5-4	22 1B		2	0	1	1	0	0	0												
41 Ron Villone, L (7,1) ERA: 4.5										0	0	0	0	0	0	0												
6 Anderson Hernandez, S (7, PH) OBP: 0.362, SLG: 0.353										2	1	1	0	0	1	1												
<b>Inning Stats</b>	R: 0 E: 0 K: 0 S: 10	H: 1 LOB: 1 BB: 0 P: 13	R: 0 E: 0 K: 1 S: 9	H: 1 LOB: 0 BB: 0 P: 15	R: 0 E: 0 K: 1 S: 7	H: 0 LOB: 1 BB: 0 P: 10	R: 0 E: 0 K: 0 S: 6	H: 0 LOB: 0 BB: 0 P: 12	R: 2 E: 1 K: 0 S: 15	H: 3 LOB: 1 BB: 0 P: 23	R: 2 E: 0 K: 0 S: 12	H: 3 LOB: 1 BB: 0 P: 19	R: 4 E: 0 K: 0 S: 12	H: 3 LOB: 0 BB: 1 P: 21	R: 0 E: 0 K: 2 S: 12	H: 1 LOB: 1 BB: 0 P: 20	R: 0 E: 0 K: 2 S: 12	H: 0 LOB: 0 BB: 0 P: 13	1B: 7 2B: 3 3B: 0 HR: 2	SF: 0 SAC: 1 DP: 1 HBP: 1	WP: 0 PB: 0 SB: 0 CS: 0	PA: 37						
<b>PITCHER</b>	IP	WLS	BF	H	R	ER	SO	BB	IBB	HBP	BLK	WP	HR	S	P	ERA	WHIP											
35 Brad Bergesen, R (1,1) ERA: 5.49	5.2		25	8	4	4	2	0	0	1	0	0	0	57	89	6.35	1.412											
37 Chris Ray, R (6,1) ERA: 10.13	0.2	L	5	2	3	3	0	0	1	0	0	0	0	7	14	40.50	3.000											
32 Jamie Walker, L (7,1) ERA: 4.5	0.2	B	3	1	1	1	0	0	0	0	0	0	0	1	7	10	13.50	1.500										
27 Mark Hendrickson, L (8,1) ERA: 5.56	1.0		4	1	0	0	2	0	0	0	0	0	0	12	20	0.00	1.000											

Baltimore Orioles @ Washington Nationals  
Nationals Park, Washington, DC  
Sun May 24 2009, 1:35 PM EDT  
Att: 30,880 - Partly Cloudy - 80 F

AB 34  
R 8  
H 12  
RBI 8  
BB 1  
SO 4  
LOB 11





Batter	1	2	3	4	5	6	7	8	9	AB	R	H	RBI	BB	SO	LOB	TOP						
15 Cristian Guzman, S (1.6) OBP: 0.353, SLG: 0.470	G4-3		L7		F8		1B	F8		5	0	1	0	0	0	2	<p>Washington Nationals @ New York Mets</p> <p>Citi Field, Flushing, NY</p> <p>Mon May 25 2009, 7:10 PM EDT</p> <p>Att: 41,103 - Partly Cloudy - 73 F</p> <p>livebaseballscorecards.com</p>						
24 Nick Johnson, L (1.3) OBP: 0.445, SLG: 0.471	BB		P5		F8		BB	1B		3	0	1	0	2	0	0							
11 Ryan Zimmerman, R (1.5) OBP: 0.408, SLG: 0.596	F9		1B		K		BB			4	0	1	1	1	1	2							
44 Adam Dunn, L (1.7) OBP: 0.414, SLG: 0.579	F7		P5		F8		F9			4	0	0	0	1	0	5							
25 Austin Kearns, R (1.9) OBP: 0.341, SLG: 0.389	K		K		G1-3		G5-3			5	0	0	0	0	2	5							
22 Willie Harris, L (1.8) OBP: 0.427, SLG: 0.438	2B		F9		F9		BB			3	1	1	0	2	0	2							
6 Anderson Hernandez, S (1.4) OBP: 0.307, SLG: 0.346	G3		BB		FC6		BB			2	0	0	0	2	0	2							
23 Wil Nieves, R (1.2) OBP: 0.350, SLG: 0.339	1B		1B		1B		BB			3	1	2	1	1	0	2							
31 John Lannan, L (1.1) ERA: 4.18	K		K		K		K			2	0	0	0	0	2	3							
43 Jesus Colome, R (6.1) ERA: 15.0										0	0	0	0	0	0	0							
30 Justin Maxwell, R (7.1) ERA: 5.85										0	0	0	0	0	0	1							
45 Daniel Cabrera, R (7.1) ERA: 5.85										0	0	0	0	0	0	0							
57 Jason Bergmann, R (7.1) ERA: 2.45										0	0	0	0	0	0	0							
16 Josh Willingham, R (8.1) ERA: 6.0										1	0	0	0	0	0	1							
32 Kip Wells, R (8.1) ERA: 6.0										0	0	0	0	0	0	0							
<b>Inning Stats</b>	R: 0 H: 0 E: 0 K: 0 S: 14	H: 0 LOB: 1 BB: 1 P: 22	R: 1 H: 2 E: 0 K: 2 S: 12	H: 2 LOB: 1 BB: 0 P: 18	R: 0 H: 1 E: 0 K: 1 S: 6	H: 1 LOB: 2 BB: 1 P: 10	R: 0 H: 0 E: 0 K: 1 S: 11	H: 0 LOB: 0 BB: 1 P: 15	R: 0 H: 0 E: 0 K: 0 S: 9	H: 0 LOB: 1 BB: 1 P: 17	R: 1 H: 1 E: 0 K: 1 S: 15	H: 1 LOB: 3 BB: 3 P: 34	R: 0 H: 0 E: 0 K: 1 S: 13	H: 0 LOB: 2 BB: 2 P: 23	R: 0 H: 1 E: 0 K: 1 S: 13	H: 1 LOB: 2 BB: 1 P: 23	1B: 5 2B: 1 3B: 0 HR: 0	SF: 0 DP: 0 HBP: 0	WP: 0 PB: 0 CS: 1	PA: 42			
<b>PITCHER</b>	IP WLS BF H R ER SO	IP WLS BF H R ER SO	IP WLS BF H R ER SO	IP WLS BF H R ER SO	IP WLS BF H R ER SO	IP WLS BF H R ER SO	IP WLS BF H R ER SO	IP WLS BF H R ER SO	IP WLS BF H R ER SO	IP WLS BF H R ER SO	IP WLS BF H R ER SO	IP WLS BF H R ER SO	IP WLS BF H R ER SO	IP WLS BF H R ER SO	IP WLS BF H R ER SO	IP WLS BF H R ER SO	BB IBB HBP BLK	WP HR S P	ERA WHIP	ERA WHIP			
33 John Maine, R (1.1) ERA: 4.18	6.0	W	25	4	1	1	4	3	0	0	0	0	0	0	0	0	0	0	0	60	98	1.50	1.167
39 Bobby Parnell, R (7.1) ERA: 2.29	0.1		5	1	1	1	1	3	0	0	0	0	0	0	0	0	0	0	0	9	25	27.00	12.000
25 Pedro Feliciano, L (7.1) ERA: 2.45	0.1	H	1	0	0	0	0	0	0	0	0	0	0	0	0	0	0	0	0	3	3	0.00	0.000
22 J.J. Putz, R (7.1) ERA: 3.55	1.1	H	6	0	0	0	1	2	0	0	0	0	0	0	0	0	0	0	0	16	29	0.00	1.500
75 Francisco Rodriguez, R (9.1) ERA: 0.83	1.0	S	5	1	0	0	1	1	0	0	0	0	0	0	0	0	0	0	0	13	23	0.00	2.000

Batter	1	2	3	4	5	6	7	8	9	AB	R	H	RBI	BB	SO	LOB	BOTTOM						
16 Angel Pagán, S (1.9) OBP: 0.370, SLG: 0.304	G4-3		1B		G1-6-3		BB			2	1	0	0	2	0	1	<p>Washington Nationals @ New York Mets</p> <p>Citi Field, Flushing, NY</p> <p>Mon May 25 2009, 7:10 PM EDT</p> <p>Att: 41,103 - Partly Cloudy - 73 F</p> <p>livebaseballscorecards.com</p>						
1 Luis Castillo, S (1.4) OBP: 0.364, SLG: 0.339	G5-3		1B		10 HR		SH5-4			3	1	2	0	0	0	0							
15 Carlos Beltrán, S (1.8) OBP: 0.460, SLG: 0.574	2B		1B		10 HR		L9			3	1	2	1	1	0	1							
10 Gary Sheffield, R (1.7) OBP: 0.417, SLG: 0.494	1B		F7		HR		5 BB			3	1	2	3	1	0	2							
75 Francisco Rodriguez, R (9.1) ERA: 0.83	1B									0	0	0	0	0	0	0							
5 David Wright, R (1.5) OBP: 0.454, SLG: 0.516	BB		F7		F7		BB			1	1	0	0	3	0	0							
17 Fernando Tatis, R (1.3) OBP: 0.325, SLG: 0.434	L5		1B		K		FC6-4			4	0	1	0	0	1	5							
9 Omir Santos, R (1.2) OBP: 0.303, SLG: 0.433	G4-6-3		L3		L3		1B			4	0	1	0	0	0	2							
6 Ramon Martinez, R (1.6) OBP: 0.074, SLG: 0.077	L8		L8		G4-3		SF7			3	0	0	1	0	1	0							
33 John Maine, R (1.1) ERA: 4.11	G4-3		G4-3		G4-3		P4			2	0	1	0	0	0	0							
28 Daniel Murphy, L (6.1) ERA: 15.0										1	0	0	0	0	0	0							
39 Bobby Parnell, R (7.1) ERA: 2.29										0	0	0	0	0	0	0							
25 Pedro Feliciano, L (7.1) ERA: 2.45										0	0	0	0	0	0	0							
22 J.J. Putz, R (7.1) ERA: 3.55										0	0	0	0	0	0	0							
18 Jeremy Reed, L (8.1) ERA: 6.0										1	0	0	0	0	0	1							
<b>Inning Stats</b>	R: 0 H: 2 E: 0 K: 0 S: 8	H: 0 LOB: 0 BB: 0 P: 13	R: 0 H: 0 E: 0 K: 0 S: 9	H: 0 LOB: 0 BB: 1 P: 16	R: 1 H: 2 E: 0 K: 0 S: 18	H: 2 LOB: 1 BB: 1 P: 30	R: 0 H: 1 E: 0 K: 0 S: 6	H: 1 LOB: 0 BB: 0 P: 8	R: 0 H: 1 E: 0 K: 1 S: 15	H: 3 LOB: 1 BB: 2 P: 30	R: 0 H: 0 E: 0 K: 0 S: 13	H: 0 LOB: 3 BB: 3 P: 29	R: 0 H: 0 E: 0 K: 2 S: 7	H: 0 LOB: 0 BB: 0 P: 8	R: 0 H: 0 E: 0 K: 2 S: 13	H: 0 LOB: 2 BB: 1 P: 23	1B: 6 2B: 3 3B: 0 HR: 1	SF: 1 DP: 3 HBP: 0	WP: 1 PB: 0 CS: 0	PA: 36			
<b>PITCHER</b>	IP WLS BF H R ER SO	IP WLS BF H R ER SO	IP WLS BF H R ER SO	IP WLS BF H R ER SO	IP WLS BF H R ER SO	IP WLS BF H R ER SO	IP WLS BF H R ER SO	IP WLS BF H R ER SO	IP WLS BF H R ER SO	IP WLS BF H R ER SO	IP WLS BF H R ER SO	IP WLS BF H R ER SO	IP WLS BF H R ER SO	IP WLS BF H R ER SO	IP WLS BF H R ER SO	IP WLS BF H R ER SO	BB IBB HBP BLK	WP HR S P	ERA WHIP	ERA WHIP			
31 John Lannan, L (1.1) ERA: 4.11	5.0	L	23	8	5	0	1	4	0	0	0	0	0	0	0	0	0	0	0	53	92	9.00	2.400
43 Jesus Colome, R (6.1) ERA: 15.0	1.0		4	1	0	0	1	0	0	0	0	9	14	0.00	1.000								
45 Daniel Cabrera, R (7.1) ERA: 5.85	0.2		5	0	0	0	0	3	0	0	0	1	0	10	25	0.00	4.500						
57 Jason Bergmann, R (7.1) ERA: 2.45	0.1		1	0	0	0	0	0	0	0	0	3	4	0.00	0.000								
32 Kip Wells, R (8.1) ERA: 6.0	1.0		3	0	0	0	2	0	0	0	0	7	8	0.00	0.000								











Batter	1	2	3	4	5	6	7	8	9	AB	R	H	RBI	BB	SO	LOB	TOP			
15 Cristian Guzman, S (1.6) OBP: 0.341, SLG: 0.451										5	0	0	0	0	1	1	Washington Nationals @ Philadelphia Phillies Citizens Bank Park, Philadelphia, PA Fri May 29 2009, 7:05 PM EDT Att: 45,202 - Overcast - 69 F			
24 Nick Johnson, L (1.3) OBP: 0.439, SLG: 0.459										4	0	1	0	1	1	1				
11 Ryan Zimmerman, R (1.5) OBP: 0.402, SLG: 0.571										3	1	1	0	1	1	1				
44 Adam Dunn, L (1.9) OBP: 0.410, SLG: 0.594										4	0	0	0	0	1	3				
16 Josh Willingham, R (1.7) OBP: 0.381, SLG: 0.510										2	2	2	1	0	0	0				
7 Josh Bard, S (1.2) OBP: 0.222, SLG: 0.279										3	1	1	1	1	0	2				
6 Anderson Hernandez, S (1.4) OBP: 0.359, SLG: 0.339										4	0	1	1	0	1	4				
30 Justin Maxwell, R (1.8) OBP: 0.276, SLG: 0.167										4	0	0	0	0	3	3				
48 Ross Detwiler, R 25 Austin Kearns, R 97 Jason Bergmann, R 10 Ron Villone, L 41 Ron Villone, L 54 Mike MacDougal, R 97 Joe Beimeel, L 90 Julian Tavaréz, L 22 Willie Harris, L										1	0	0	0	0	1	0				
<b>Inning Stats</b>	R: 0 E: 0 K: 1 S: 6	H: 0 LOB: 1 BB: 1 P: 11	R: 1 E: 0 K: 0 S: 7	H: 1 LOB: 0 BB: 0 P: 11	R: 0 E: 0 K: 1 S: 14	H: 1 LOB: 0 BB: 0 P: 17	R: 0 E: 0 K: 1 S: 16	H: 0 LOB: 2 BB: 1 P: 27	R: 0 E: 0 K: 1 S: 13	H: 0 LOB: 1 BB: 1 P: 21	R: 3 E: 1 K: 2 S: 24	H: 3 LOB: 1 BB: 0 P: 35	R: 0 E: 0 K: 0 S: 4	H: 1 LOB: 0 BB: 0 P: 5	R: 0 E: 0 K: 1 S: 11	H: 0 LOB: 0 BB: 0 P: 17		1B: 4 2B: 1 3B: 0 HR: 1	SF: 0 SAC: 0 DP: 0 HBP: 2	WP: 0 PB: 0 SB: 0 CS: 1
<b>PITCHER</b>	IP WLS BF H R ER SO BB IBB HBP BLK WP HR S P ERA WHIP																			
43 J.A. Happ, L (1.1) ERA: 3.0	5.1 W 23 3 3 3 5 3 0 2 0 0 1 62 96 5.06 1.125																			
37 Chad Durbin, R (6.1) ERA: 4.5	0.2 H 4 2 1 0 1 0 0 0 0 0 0 18 26 0.00 3.000																			
47 Scott Eyre, L (7.1) ERA: 3.18	1.0 H 3 0 0 0 0 0 0 0 0 0 0 4 5 0.00 0.000																			
46 Ryan Madson, R (8.1) ERA: 2.7	1.0 H 5 1 0 0 1 1 0 0 0 0 0 11 20 0.00 2.000																			
54 Brad Lidge, R (9.1) ERA: 8.44	1.0 S 3 0 0 0 2 0 0 0 0 0 0 10 17 0.00 0.000																			

Batter	1	2	3	4	5	6	7	8	9	AB	R	H	RBI	BB	SO	LOB	BOTTOM			
11 Jimmy Rollins, S (1.6) OBP: 0.274, SLG: 0.343										5	1	2	0	0	0	5	Washington Nationals @ Philadelphia Phillies Citizens Bank Park, Philadelphia, PA Fri May 29 2009, 7:05 PM EDT Att: 45,202 - Overcast - 69 F			
8 Shane Victorino, S (1.8) OBP: 0.338, SLG: 0.449										5	1	4	0	0	0	1				
26 Chase Utley, L (1.4) OBP: 0.419, SLG: 0.545										5	1	1	1	0	0	4				
6 Ryan Howard, L (1.3) OBP: 0.335, SLG: 0.538										5	0	1	0	0	1	5				
29 Raul Ibanez, L (1.7) OBP: 0.407, SLG: 0.702										4	1	2	2	1	0	1				
28 Jayson Werth, R (1.9) OBP: 0.347, SLG: 0.470										5	1	2	0	0	0	3				
7 Pedro Feliz, R (1.5) OBP: 0.376, SLG: 0.448										4	0	2	1	0	1	2				
51 Carlos Ruiz, R (1.2) OBP: 0.413, SLG: 0.494										2	0	2	1	1	0	0				
43 J.A. Happ, L (1.1) ERA: 3.0	4.0 L 23 10 8 5 2 0 0 0 0 0 0 10 13 0.00 1.000																			
57 Jason Bergmann, R (5.1) ERA: 4.52	1.0 4 1 0 0 1 0 0 0 0 0 0 7 11 0.00 2.000																			
41 Ron Villone, L (6.1) ERA: 11.57	0.1 3 1 0 0 1 0 0 1 0 0 0 5 9 0.00 3.000																			
54 Mike MacDougal, R (7.1) ERA: 4.66	1.1 6 2 0 0 1 1 0 0 0 0 0 17 30 2.250																			
<b>Inning Stats</b>	R: 0 E: 0 K: 1 S: 10	H: 1 LOB: 1 BB: 0 P: 12	R: 1 E: 0 K: 1 S: 14	H: 3 LOB: 2 BB: 0 P: 20	R: 3 E: 0 K: 0 S: 12	H: 4 LOB: 1 BB: 1 P: 22	R: 1 E: 0 K: 0 S: 10	H: 2 LOB: 1 BB: 0 P: 14	R: 0 E: 0 K: 1 S: 10	H: 1 LOB: 1 BB: 0 P: 13	R: 0 E: 0 K: 0 S: 5	H: 1 LOB: 0 BB: 0 P: 6	R: 0 E: 0 K: 2 S: 14	H: 2 LOB: 3 BB: 0 P: 25	R: 0 E: 0 K: 0 S: 13	H: 2 LOB: 2 BB: 1 P: 22	1B: 9 2B: 6 3B: 1 HR: 0	SF: 0 SAC: 0 DP: 1 HBP: 1	WP: 0 PB: 0 SB: 1 CS: 0	PA: 42
<b>PITCHER</b>	IP WLS BF H R ER SO BB IBB HBP BLK WP HR S P ERA WHIP																			
48 Ross Detwiler, L (1.1) ERA: 4.8	0.1 4 1 0 0 1 0 0 0 0 0 0 10 13 0.00 1.000																			
57 Jason Bergmann, R (5.1) ERA: 4.52	1.0 5 2 0 0 0 0 0 0 0 0 0 7 11 0.00 2.000																			
41 Ron Villone, L (6.1) ERA: 11.57	0.1 3 1 0 0 1 0 0 1 0 0 0 5 9 0.00 3.000																			
54 Mike MacDougal, R (7.1) ERA: 4.66	1.1 6 2 0 0 1 1 0 0 0 0 0 17 30 2.250																			
50 Julian Tavaréz, R (8.1) ERA: 5.59	0.1 1 0 0 0 0 0 0 0 0 0 0 1 3 0.00 0.000																			



Batter	1	2	3	4	5	6	7	8	9	AB	R	H	RBI	BB	SO	LOB	TOP					
6 Anderson Hernandez, S (1.4) OBP: 0.361, SLG: 0.342	E6	2H 1B		K		G4-3			G6-4-3 24 1B	5	0	2	1	0	1	1	Washington Nationals @ Philadelphia Phillies Citizens Bank Park, Philadelphia, PA Sat May 30 2009, 7:05 PM EDT Att: 45,121 - Clear - 77 F					
24 Nick Johnson, L (1.3) OBP: 0.438, SLG: 0.457	F9	G4-3				1B			G6-4-3 44 1B	5	0	2	0	0	0	3						
11 Ryan Zimmerman, R (1.5) OBP: 0.393, SLG: 0.557	P4			F8					F7	5	0	0	0	0	2	3						
44 Adam Dunn, L (1.9) OBP: 0.407, SLG: 0.586	F7			K					1B	4	0	1	0	0	2	2						
16 Josh Willingham, R (1.7) OBP: 0.377, SLG: 0.500		23 2B 1B		G4-3					F7	4	1	1	0	0	0	3						
25 Austin Kearns, R (1.8) OBP: 0.324, SLG: 0.387	K					23 10 HR			K	3	2	1	0	1	2	3						
12 Alberto Gonzalez, R (1.6) OBP: 0.351, SLG: 0.451		23 2B 1B							G6-3	3	1	2	1	0	0	0						
23 Wil Nieves, R (1.2)				K					K	4	1	1	2	0	2	3						
39 Shairon Martis, R 7 Jason Bergmann, R 10 Rangel Barajas, R 14 Mike MacDougal, L 41 Ron Villone, L 50 Julian Tavarez, L 32 Kip Wells, R 22 Willie Harris, L 43 Jesus Colome, R				K					K	2	0	0	0	0	0	2						
									K	1	0	0	0	0	0	0						
<b>Inning Stats</b>	R: 0 E: 1 K: 0 S: 7	H: 0 LOB: 1 BB: 0 P: 9	R: 3 E: 0 K: 1 S: 21	H: 4 LOB: 1 BB: 0 P: 30	R: 0 E: 0 K: 1 S: 7	H: 0 LOB: 0 BB: 0 P: 11	R: 1 E: 0 K: 3 S: 12	H: 1 LOB: 1 BB: 0 P: 21	R: 0 E: 0 K: 2 S: 11	H: 1 LOB: 1 BB: 0 P: 18	R: 2 E: 0 K: 0 S: 9	H: 2 LOB: 0 BB: 0 P: 15	R: 0 E: 0 K: 1 S: 18	H: 2 LOB: 2 BB: 0 P: 32	R: 0 E: 0 K: 2 S: 8	H: 1 LOB: 0 BB: 0 P: 9	1B: 8 2B: 1 3B: 1 HR: 1	SF: 0 SAC: 0 DP: 2 HBP: 1	WP: 0 PB: 0 SB: 0 CS: 0	PA: 39		
<b>PITCHER</b>	IP WLS BF H R ER SO BB IBB HBP BLK WP HR S P ERA WHIP	IP WLS BF H R ER SO BB IBB HBP BLK WP HR S P ERA WHIP	IP WLS BF H R ER SO BB IBB HBP BLK WP HR S P ERA WHIP	IP WLS BF H R ER SO BB IBB HBP BLK WP HR S P ERA WHIP	IP WLS BF H R ER SO BB IBB HBP BLK WP HR S P ERA WHIP	IP WLS BF H R ER SO BB IBB HBP BLK WP HR S P ERA WHIP	IP WLS BF H R ER SO BB IBB HBP BLK WP HR S P ERA WHIP	IP WLS BF H R ER SO BB IBB HBP BLK WP HR S P ERA WHIP	IP WLS BF H R ER SO BB IBB HBP BLK WP HR S P ERA WHIP	IP WLS BF H R ER SO BB IBB HBP BLK WP HR S P ERA WHIP	IP WLS BF H R ER SO BB IBB HBP BLK WP HR S P ERA WHIP	IP WLS BF H R ER SO BB IBB HBP BLK WP HR S P ERA WHIP	IP WLS BF H R ER SO BB IBB HBP BLK WP HR S P ERA WHIP	IP WLS BF H R ER SO BB IBB HBP BLK WP HR S P ERA WHIP	IP WLS BF H R ER SO BB IBB HBP BLK WP HR S P ERA WHIP	IP WLS BF H R ER SO BB IBB HBP BLK WP HR S P ERA WHIP	IP WLS BF H R ER SO BB IBB HBP BLK WP HR S P ERA WHIP	IP WLS BF H R ER SO BB IBB HBP BLK WP HR S P ERA WHIP	IP WLS BF H R ER SO BB IBB HBP BLK WP HR S P ERA WHIP	IP WLS BF H R ER SO BB IBB HBP BLK WP HR S P ERA WHIP	IP WLS BF H R ER SO BB IBB HBP BLK WP HR S P ERA WHIP	IP WLS BF H R ER SO BB IBB HBP BLK WP HR S P ERA WHIP

AB	37
R	6
H	11
RBI	6
BB	1
SO	11
LOB	20



Batter	1	2	3	4	5	6	7	8	9	AB	R	H	RBI	BB	SO	LOB	BOTTOM					
11 Jimmy Rollins, S (1.6) OBP: 0.276, SLG: 0.345	L9		26 1B 6 HR			P6			G4-3	5	1	2	1	0	0	3	Washington Nationals @ Philadelphia Phillies Citizens Bank Park, Philadelphia, PA Sat May 30 2009, 7:05 PM EDT Att: 45,121 - Clear - 77 F					
8 Shane Victorino, S (1.8) OBP: 0.344, SLG: 0.455	F8		26 1B 6 HR			P4			E9 29 S	4	2	2	0	1	0	2						
26 Chase Utley, L (1.4) OBP: 0.423, SLG: 0.541	F7		6 HR			F8			HBP	3	1	1	0	1	0	2						
6 Ryan Howard, L (1.3) OBP: 0.336, SLG: 0.566		HR				G6-3			E4	5	2	2	5	0	1	3						
29 Raul Ibanez, L (1.7) OBP: 0.397, SLG: 0.683	G6-3		L7			E9			F8	5	0	0	0	0	1	4						
28 Jayson Werth, R (1.9) OBP: 0.344, SLG: 0.468	K		F7			F7			K	5	0	1	0	0	2	3						
7 Pedro Feliz, R (1.5) OBP: 0.367, SLG: 0.437	G5-3					G5-3			L7	4	0	0	0	0	0	2						
51 Carlos Ruiz, R (1.2) OBP: 0.427, SLG: 0.506			35 1B 11 SH1-4			G6-3			HBP	2	2	1	0	1	0	0						
35 Cole Hamels, L 19 Greg Maddux, R 47 Scott Eyre, L 55 Clay Condrey, R 41 Ron Villone, L 50 Julian Tavarez, R 54 Brad Lidge, R			11 1B			11 1B			K	1	0	1	1	0	0	0						
									K	0	0	0	0	0	0	0						
<b>Inning Stats</b>	R: 0 E: 0 K: 0 S: 7	H: 0 LOB: 0 BB: 0 P: 10	R: 1 E: 0 K: 1 S: 9	H: 1 LOB: 0 BB: 0 P: 13	R: 5 E: 0 K: 0 S: 11	H: 3 LOB: 0 BB: 2 P: 27	R: 1 E: 0 K: 0 S: 15	H: 3 LOB: 2 BB: 0 P: 21	R: 0 E: 1 K: 0 S: 9	H: 0 LOB: 1 BB: 0 P: 15	R: 2 E: 1 K: 0 S: 16	H: 1 LOB: 2 BB: 2 P: 27	R: 0 E: 0 K: 1 S: 15	H: 1 LOB: 2 BB: 0 P: 24	R: 0 E: 1 K: 3 S: 11	H: 1 LOB: 2 BB: 0 P: 16	1B: 4 2B: 4 3B: 0 HR: 2	SF: 0 SAC: 1 DP: 0 HBP: 2	WP: 0 PB: 0 SB: 5 CS: 0	PA: 42		
<b>PITCHER</b>	IP WLS BF H R ER SO BB IBB HBP BLK WP HR S P ERA WHIP	IP WLS BF H R ER SO BB IBB HBP BLK WP HR S P ERA WHIP	IP WLS BF H R ER SO BB IBB HBP BLK WP HR S P ERA WHIP	IP WLS BF H R ER SO BB IBB HBP BLK WP HR S P ERA WHIP	IP WLS BF H R ER SO BB IBB HBP BLK WP HR S P ERA WHIP	IP WLS BF H R ER SO BB IBB HBP BLK WP HR S P ERA WHIP	IP WLS BF H R ER SO BB IBB HBP BLK WP HR S P ERA WHIP	IP WLS BF H R ER SO BB IBB HBP BLK WP HR S P ERA WHIP	IP WLS BF H R ER SO BB IBB HBP BLK WP HR S P ERA WHIP	IP WLS BF H R ER SO BB IBB HBP BLK WP HR S P ERA WHIP	IP WLS BF H R ER SO BB IBB HBP BLK WP HR S P ERA WHIP	IP WLS BF H R ER SO BB IBB HBP BLK WP HR S P ERA WHIP	IP WLS BF H R ER SO BB IBB HBP BLK WP HR S P ERA WHIP	IP WLS BF H R ER SO BB IBB HBP BLK WP HR S P ERA WHIP	IP WLS BF H R ER SO BB IBB HBP BLK WP HR S P ERA WHIP	IP WLS BF H R ER SO BB IBB HBP BLK WP HR S P ERA WHIP	IP WLS BF H R ER SO BB IBB HBP BLK WP HR S P ERA WHIP	IP WLS BF H R ER SO BB IBB HBP BLK WP HR S P ERA WHIP	IP WLS BF H R ER SO BB IBB HBP BLK WP HR S P ERA WHIP	IP WLS BF H R ER SO BB IBB HBP BLK WP HR S P ERA WHIP	IP WLS BF H R ER SO BB IBB HBP BLK WP HR S P ERA WHIP	IP WLS BF H R ER SO BB IBB HBP BLK WP HR S P ERA WHIP





Batter	1	2	3	4	5	6	7	8	9	AB	R	H	RBI	BB	SO	LOB	TOP										
6 Anderson Hernandez, S (1.4) OBP: 0.350, SLG: 0.331 38 Joel Hanrahan, R (8.1)	G5-3		FC4-6		K			G3-1		4	0	0	0	0	1	2	Washington Nationals @ Philadelphia Phillies Citizens Bank Park, Philadelphia, PA Sun May 31 2009, 1:35 PM EDT Att: 45,239 - Sunny - 77 F										
24 Nick Johnson, L (1.3) OBP: 0.435, SLG: 0.449	F8		G3				G3-1	BB	3	0	0	0	1	0	1												
11 Ryan Zimmerman, R (1.5) OBP: 0.386, SLG: 0.546	F8			L9			G1-3	K	4	0	0	0	0	1	2												
44 Adam Dunn, L (1.9) OBP: 0.399, SLG: 0.573		K		K			L3	G3-1	4	0	0	0	0	2	2												
16 Josh Willingham, R (1.7) OBP: 0.381, SLG: 0.554	L4			HR			HR	K	4	2	2	2	0	1	0												
25 Austin Kearns, R (1.8) OBP: 0.355, SLG: 0.391	FC6-4 1B						K	F7	4	0	2	0	0	1	0												
7 Josh Bard, S (1.2) OBP: 0.204, SLG: 0.255	FC6-4 1-2			F8			G3-1	G4-3	4	0	0	0	0	0	2												
12 Alberto Gonzalez, R (1.6) OBP: 0.333, SLG: 0.426			G5-3		L8		G4-3		3	0	0	0	0	0	0												
31 John Lannan, L (1.1) OBP: 0.100, SLG: 0.100 57 Jason Bergmann, R (6.1) 97 Joe Beimel, L (7.1) 22 Willie Harris, L (8. PH) OBP: 0.400, SLG: 0.403	E1 FC4-6				K			G3-1 1B	2	0	0	0	0	1	0												
<b>Inning Stats</b>	R: 0 E: 0 K: 0 S: 6	H: 0 LOB: 0 BB: 0 P: 11	R: 0 E: 0 K: 1 S: 10	H: 1 LOB: 1 BB: 0 P: 17	R: 0 E: 1 K: 0 S: 9	H: 0 LOB: 1 BB: 0 P: 15	R: 1 E: 0 K: 1 S: 16	H: 2 LOB: 1 BB: 0 P: 29	R: 0 E: 0 K: 2 S: 10	H: 0 LOB: 0 BB: 0 P: 13	R: 0 E: 0 K: 0 S: 11	H: 0 LOB: 0 BB: 0 P: 17	R: 1 E: 0 K: 1 S: 8	H: 1 LOB: 0 BB: 0 P: 14	R: 0 E: 0 K: 1 S: 9	H: 1 LOB: 2 BB: 1 P: 15		R: 0 E: 0 K: 1 S: 9	H: 0 LOB: 0 BB: 0 P: 17	1B: 3 2B: 0 3B: 0 HR: 2	SF: 0 SAC: 0 DP: 0 HBP: 0	WP: 0 PB: 0 SB: 0 CS: 0	PA: 34				
<b>PITCHER</b>	IP	WLS	BF	H	R	ER	SO	BB	IBB	HBP	BLK	WP	HR	S	P	ERA	WHIP										
50 Jamie Moyer, L (1.1) ERA: 6.75	6.0	W	22	3	1	1	4	0	0	0	0	0	1	62	102	1.50	0.500										
55 Clay Condrey, R (7.1) ERA: 2.2	1.0	H	4	1	1	1	1	0	0	0	0	0	1	8	14	9.00	1.000										
46 Ryan Madson, R (8.1) ERA: 2.49	1.0	H	5	1	0	0	1	1	0	0	0	0	0	9	15	0.00	2.000										
54 Brad Lidge, R (9.1) ERA: 7.71	1.0	S	3	0	0	0	1	0	0	0	0	0	0	9	17	0.00	0.000										

Batter	1	2	3	4	5	6	7	8	9	AB	R	H	RBI	BB	SO	LOB	BOTTOM										
11 Jimmy Rollins, S (1.6) OBP: 0.270, SLG: 0.337	G1-3		F9		P3		P6	K		5	0	0	0	1	2	Washington Nationals @ Philadelphia Phillies Citizens Bank Park, Philadelphia, PA Sun May 31 2009, 1:35 PM EDT Att: 45,239 - Sunny - 77 F											
8 Shane Victorino, S (1.8) OBP: 0.342, SLG: 0.449	26 BB		G6-3		P4		L7		3	1	0	0	1	0	0												
26 Chase Utley, L (1.4) OBP: 0.430, SLG: 0.550	1-H 2B		K		1B		6 BB		3	1	2	1	1	1	0												
6 Ryan Howard, L (1.3) OBP: 0.340, SLG: 0.573	K			K	BB		3B		3	0	1	1	1	2	1												
29 Raul Ibanez, L (1.7) OBP: 0.394, SLG: 0.684	K			FC6-4 3B	K		G6-3		4	1	1	0	0	2	4												
28 Jayson Werth, R (1.9) OBP: 0.342, SLG: 0.460	K			FC6-4 BB		L6		F9	3	0	0	0	1	1	0												
7 Pedro Feliz, R (1.5) OBP: 0.355, SLG: 0.432	G4-3		FC6-4 27 BB		FC6-4 BB		G5-3		4	0	1	1	0	0	1												
27 Chris Coste, R (1.2) OBP: 0.356, SLG: 0.460 51 Carlos Ruiz, R (8. PR) OBP: 0.427, SLG: 0.506								27 1B	2	1	2	1	2	0	0												
50 Jamie Moyer, L (1.1) 19 Greg Maddux, R (5. PH) 55 Clay Condrey, R (7.1) 46 Ryan Madson, L (8.1) 12 Matt Stairs, L (8. PH) 54 Brad Lidge, R (9.1)								1B	0	0	0	0	0	0	0												
<b>Inning Stats</b>	R: 1 E: 0 K: 2 S: 11	H: 1 LOB: 1 BB: 1 P: 21	R: 1 E: 0 K: 2 S: 11	H: 1 LOB: 0 BB: 0 P: 16	R: 0 E: 0 K: 1 S: 15	H: 0 LOB: 0 BB: 0 P: 22	R: 1 E: 0 K: 1 S: 17	H: 1 LOB: 2 BB: 2 P: 31	R: 0 E: 0 K: 1 S: 7	H: 0 LOB: 1 BB: 1 P: 16	R: 0 E: 0 K: 1 S: 9	H: 0 LOB: 1 BB: 1 P: 16	R: 1 E: 0 K: 0 S: 12	H: 1 LOB: 1 BB: 1 P: 21	R: 0 E: 0 K: 2 S: 10		H: 2 LOB: 2 BB: 0 P: 15	R: 0 E: 0 K: 1 S: 10	H: 0 LOB: 0 BB: 0 P: 17	1B: 3 2B: 1 3B: 2 HR: 1	SF: 0 SAC: 0 DP: 0 HBP: 0	WP: 0 PB: 0 SB: 1 CS: 0	PA: 37				
<b>PITCHER</b>	IP	WLS	BF	H	R	ER	SO	BB	IBB	HBP	BLK	WP	HR	S	P	ERA	WHIP										
31 John Lannan, L (1.1) ERA: 4.21	5.0	L	23	4	3	3	7	4	0	0	0	0	0	61	106	5.40	1.600										
57 Jason Bergmann, R (6.1) ERA: 3.97	1.0		4	0	0	0	1	1	0	0	0	0	0	9	16	0.00	1.000										
97 Joe Beimel, L (7.1) ERA: 4.87	1.0		5	1	1	1	0	1	0	0	0	0	0	12	21	9.00	2.000										
38 Joel Hanrahan, R (8.1) ERA: 5.4	1.0		5	2	0	0	2	0	0	0	0	0	0	10	15	0.00	2.000										

livebaseballscorecards.com



livebaseballscorecards.com





Batter	1	2	3	4	5	6	7	8	9	AB	R	H	RBI	BB	SO	LOB	TOP																
33 Aaron Rowand, R OBP: 0.356, SLG: 0.494										4	2	3	2	1	0	0	San Francisco Giants @ Washington Nationals Nationals Park, Washington, DC Tue Jun 02 2009, 7:05 PM EDT Att: 17,331 - Cloudy - 80 F																
16 Edgar Renteria, R OBP: 0.331, SLG: 0.327										5	0	1	0	0	0	2																	
2 Randy Winn, S OBP: 0.340, SLG: 0.422										5	0	3	1	0	1	1																	
1 Bengie Molina, R OBP: 0.258, SLG: 0.430										5	0	0	0	0	2	6																	
48 Pablo Sandoval, S OBP: 0.342, SLG: 0.457										4	1	0	0	0	0	1																	
14 Fred Lewis, L OBP: 0.373, SLG: 0.419										4	1	1	0	0	0	1																	
5 Juan Uribe, R OBP: 0.333, SLG: 0.398										4	1	2	1	0	0	0																	
7 Emmanuel Burriss, S OBP: 0.330, SLG: 0.300										4	1	1	0	0	0	3																	
55 Tim Lincecum, L OBP: 0.296, SLG: 0.196										2	0	0	0	0	0	1																	
41 Jeremy Affeldt, L ERA: 5.00, SLG: 1.000										0	0	0	0	0	0	0																	
46 Bob Howry, L ERA: 5.12										0	0	0	0	0	0	0																	
47 Merkin Valdez, R ERA: 4.32										0	0	0	0	0	0	0																	
45 Justin Miller, R ERA: 2.35										0	0	0	0	0	0	1																	
<b>Inning Stats</b>	R: 1 H: 2 E: 0 K: 0 S: 13	H: 2 LOB: 1 BB: 0 P: 20	R: 0 H: 0 E: 0 K: 0 S: 4	H: 0 LOB: 0 BB: 0 P: 10	R: 0 H: 0 E: 0 K: 0 S: 5	H: 0 LOB: 0 BB: 0 P: 8	R: 0 H: 0 E: 0 K: 1 S: 6	H: 0 LOB: 0 BB: 0 P: 9	R: 3 H: 4 E: 1 K: 0 S: 10	H: 1 LOB: 2 BB: 1 P: 17	R: 0 H: 1 E: 0 K: 2 S: 11	H: 1 LOB: 1 BB: 0 P: 17	R: 0 H: 0 E: 0 K: 0 S: 7	H: 0 LOB: 0 BB: 0 P: 9	R: 1 H: 3 E: 0 K: 0 S: 12	H: 3 LOB: 2 BB: 0 P: 17	1B: 6 2B: 4 3B: 0 HR: 1	SF: 0 SAC: 1 DP: 0 HBP: 0	WP: 1 PB: 0 SB: 0 CS: 0	PA: 40													
<b>PITCHER</b>	IP WLS BF H R ER SO BB IBB HBP BLK WP HR S P ERA WHIP																																
35 Craig Stammen, R ERA: 5.71	6.0	27	7	5	4	1	1	0	0	0	0	1	1	49	82	6.00	1.333																
50 Julian Tavarez, R ERA: 5.31	0.1	2	1	0	0	0	0	0	0	0	0	0	0	4	6	0.00	3.000																
41 Ron Villone, L ERA: 5.31	1.2	5	0	0	0	2	0	0	0	0	0	0	0	14	20	0.00	0.000																
38 Joel Hanrahan, R ERA: 5.55	1.0	6	3	1	1	0	0	0	0	0	0	0	0	12	17	9.00	3.000																

Batter	1	2	3	4	5	6	7	8	9	AB	R	H	RBI	BB	SO	LOB	BOTTOM																	
15 Cristian Guzman, S OBP: 0.343, SLG: 0.446										4	1	1	1	1	1	1	San Francisco Giants @ Washington Nationals Nationals Park, Washington, DC Tue Jun 02 2009, 7:05 PM EDT Att: 17,331 - Cloudy - 80 F																	
24 Nick Johnson, L OBP: 0.428, SLG: 0.443										5	0	1	0	0	2	4																		
11 Ryan Zimmerman, R OBP: 0.391, SLG: 0.550										4	1	2	2	1	0	0																		
44 Adam Dunn, L OBP: 0.399, SLG: 0.571										4	2	1	0	1	1	3																		
34 Elijah Dukes, R OBP: 0.349, SLG: 0.474										4	0	1	1	1	2	2																		
22 Willie Harris, L OBP: 0.398, SLG: 0.413										3	1	1	0	0	1	1																		
25 Austin Kearns, R OBP: 0.357, SLG: 0.388										1	0	0	0	1	0	2																		
7 Josh Bard, S OBP: 0.245, SLG: 0.353										4	1	3	1	0	1	0																		
23 Wil Nieves, R OBP: 0.319, SLG: 0.328										0	1	0	1	0	0	0																		
6 Anderson Hernandez, S OBP: 0.359, SLG: 0.341										5	2	3	1	0	0	3																		
35 Craig Stammen, R ERA: 3.01										2	0	0	0	0	1	2																		
41 Jeremy Affeldt, L ERA: 1.53										0	0	0	1	0	0	0																		
46 Bob Howry, R ERA: 5.12										0	0	0	0	0	0	0																		
47 Merkin Valdez, R ERA: 4.32										0	0	0	0	0	0	0																		
45 Justin Miller, R ERA: 2.35										0	0	0	0	0	0	0																		
<b>Inning Stats</b>	R: 0 H: 1 E: 0 K: 2 S: 18	H: 2 LOB: 2 BB: 1 P: 29	R: 1 H: 2 E: 0 K: 0 S: 10	H: 2 LOB: 1 BB: 0 P: 15	R: 1 H: 1 E: 1 K: 2 S: 12	H: 1 LOB: 1 BB: 0 P: 16	R: 0 H: 1 E: 0 K: 2 S: 13	H: 1 LOB: 2 BB: 1 P: 20	R: 0 H: 0 E: 0 K: 1 S: 11	H: 0 LOB: 0 BB: 0 P: 14	R: 2 H: 2 E: 1 K: 0 S: 8	H: 2 LOB: 0 BB: 0 P: 9	R: 0 H: 1 E: 0 K: 1 S: 11	H: 1 LOB: 2 BB: 1 P: 19	R: 6 H: 6 E: 0 K: 1 S: 23	H: 6 LOB: 2 BB: 2 P: 47	1B: 9 2B: 4 3B: 0 HR: 1	SF: 2 SAC: 0 DP: 0 HBP: 0	WP: 2 PB: 0 SB: 0 CS: 0	PA: 44														
<b>PITCHER</b>	IP WLS BF H R ER SO BB IBB HBP BLK WP HR S P ERA WHIP																																	
55 Tim Lincecum, R ERA: 3.01	6.1	30	8	4	2	7	2	0	0	0	1	1	0	0	0	1	2.84	1.579																
41 Jeremy Affeldt, L ERA: 1.53	0.1	2	0	0	0	1	1	0	0	0	1	0	0	4	9	0.00	3.000																	
46 Bob Howry, R ERA: 5.12	0.1	4	3	3	3	0	0	0	0	0	0	0	0	9	13	81.00	9.000																	
47 Merkin Valdez, R ERA: 4.32	0.1	4	2	1	1	1	0	1	0	0	0	0	0	11	22	27.00	6.000																	
45 Justin Miller, R ERA: 2.35	0.2	4	1	2	2	0	0	1	0	0	0	0	0	6	15	27.00	1.500																	







Batter	1	2	3	4	5	6	7	8	9	AB	R	H	RBI	BB	SO	LOB	TOP
33 Aaron Rowand, R OBP: 0.397, SLG: 0.486	F8		L8		16 1B 48 2B					3	1	1	1	1	0	1	San Francisco Giants @ Washington Nationals Nationals Park, Washington, DC Thu Jun 04 2009, 4:40 PM EDT Att: 16,787 - Cloudy - 60 F
16 Edgar Renteria, R OBP: 0.330, SLG: 0.331	F9		F9		48 2B 35 1B					3	1	1	0	0	0	1	
59 Andres Torres, S OBP: 0.368, SLG: 0.438	K				48 S 22 1B					3	1	1	0	0	2	2	
48 Pablo Sandoval, S OBP: 0.340, SLG: 0.460		G4-3			G1-3					3	0	1	1	0	0	1	
35 Rich Aurilia, R OBP: 0.247, SLG: 0.294					G6-3					3	0	2	1	0	0	1	
22 Eli Whiteside, R OBP: 0.300, SLG: 0.300					P3					3	0	1	1	0	0	3	
12 Nate Schierholtz, L OBP: 0.262, SLG: 0.339					L3					3	0	1	0	0	1	2	
7 Emmanuel Burriss, S OBP: 0.330, SLG: 0.307					K					3	1	1	0	0	1	1	
18 Matt Cain, R OBP: 0.364, SLG: 0.263						B1				3	0	1	0	0	1	2	
<b>Inning Stats</b>	R: 0 E: 0 K: 1 S: 7	H: 0 LOB: 0 BB: 11	R: 0 E: 0 K: 0 S: 7	H: 1 LOB: 1 BB: 0 P: 12	R: 0 E: 0 K: 1 S: 9	H: 1 LOB: 1 BB: 0 P: 15	R: 1 E: 0 K: 1 S: 9	H: 2 LOB: 1 BB: 0 P: 10	R: 3 E: 0 K: 1 S: 12	H: 5 LOB: 2 BB: 0 P: 15	R: 0 E: 0 K: 1 S: 7	H: 1 LOB: 2 BB: 1 P: 13					
<b>PITCHER</b> 48 Ross Detwiler, L ERA: 5.23	IP: 5.2 WLS: L BF: 28 H: 10 R: 4 ER: 4 SO: 5 BB: 1 IBB: 0 HBP: 0 BLK: 0 WP: 0 HR: 0 S: 51 P: 76 ERA: 6.35 WHIP: 1.941																

AB	27
R	4
H	10
RBI	4
BB	1
SO	5
LOB	14



Batter	1	2	3	4	5	6	7	8	9	AB	R	H	RBI	BB	SO	LOB	BOTTOM
15 Cristian Guzman, S OBP: 0.341, SLG: 0.448	24 1B 11 SF8		K		G4-3					3	1	1	0	0	1	1	San Francisco Giants @ Washington Nationals Nationals Park, Washington, DC Thu Jun 04 2009, 4:40 PM EDT Att: 16,787 - Cloudy - 60 F
24 Nick Johnson, L OBP: 0.434, SLG: 0.447	34 G3 44 WP		P4		K					3	0	1	0	0	1	0	
11 Ryan Zimmerman, R OBP: 0.392, SLG: 0.544	SF8									1	0	1	1	1	0	0	
44 Adam Dunn, L OBP: 0.391, SLG: 0.553	34 G3									2	0	0	0	1	2	2	
34 Elijah Dukes, R OBP: 0.341, SLG: 0.459	G3									2	0	0	0	0	0	3	
22 Willie Harris, L OBP: 0.400, SLG: 0.442	K									2	0	1	0	0	1	2	
7 Josh Bard, S OBP: 0.236, SLG: 0.340										2	0	0	0	0	0	1	
6 Anderson Hernandez, S OBP: 0.359, SLG: 0.349										2	0	1	0	0	0	1	
48 Ross Detwiler, R OBP: 0.364, SLG: 0.263										2	0	0	0	0	2	2	
<b>Inning Stats</b>	R: 1 E: 0 K: 1 S: 9	H: 2 LOB: 2 BB: 1 P: 15	R: 0 E: 0 K: 2 S: 10	H: 1 LOB: 1 BB: 0 P: 11	R: 0 E: 0 K: 1 S: 15	H: 0 LOB: 1 BB: 1 P: 25	R: 0 E: 0 K: 1 S: 13	H: 1 LOB: 1 BB: 0 P: 16	R: 0 E: 0 K: 2 S: 11	H: 1 LOB: 1 BB: 0 P: 15	R: 0 E: 0 K: 1 S: 7	H: 5 LOB: 2 BB: 1 P: 13					
<b>PITCHER</b> 18 Matt Cain, R ERA: 2.27	IP: 5.0 WLS: W BF: 22 H: 5 R: 1 ER: 1 SO: 7 BB: 2 IBB: 0 HBP: 0 BLK: 0 WP: 1 HR: 0 S: 58 P: 82 ERA: 1.80 WHIP: 1.400																

AB	19
R	1
H	5
RBI	1
BB	2
SO	7
LOB	12










Batter	1	2	3	4	5	6	7	8	9	AB	R	H	RBI	BB	SO	LOB	TOP					
1 Luis Castillo, S OBP: 0.378, SLG: 0.329	4-2 BB G6-4-3			4-0 BB FC9-3-6-3			3-2 G6-3		1-2 G4-3	2	0	0	0	2	0	0	<b>New York Mets @ Washington Nationals</b> Nationals Park, Washington, DC Sat Jun 06 2009, 7:05 PM EDT Att: 31,456 - Partly Cloudy - 78 F <a href="http://livebaseballscorecards.com">livebaseballscorecards.com</a>					
29 Emil Brown, R OBP: 0.333, SLG: 0.200	0-1 G6-4-3			1-1 FC9-3-6-3			0-0 G4-3		0-0 1B	4	0	1	0	0	0	2						
15 Carlos Beltrán, S OBP: 0.441, SLG: 0.559	0-3 K2-3			1-2 G5-3			1-0 F8		1-1 G4-3	4	0	0	0	0	1	1						
10 Gary Sheffield, R OBP: 0.394, SLG: 0.455		0-1 G5-3			2-1 P2				0-2 F8	3	0	0	0	0	0	0						
5 David Wright, R OBP: 0.440, SLG: 0.492		4-0 BB G4-6-3			1-1 F9				0-1 17 1B	2	1	1	0	1	0	0						
17 Fernando Tatis, R OBP: 0.345, SLG: 0.404		1-1 G4-6-3			0-1 L3				2-0 1B	3	0	1	0	0	0	1						
9 Omir Santos, R OBP: 0.287, SLG: 0.435									2-0 E9	3	0	1	0	0	0	1						
4 Wilson Valdez, R OBP: 0.294, SLG: 0.438									3-2 G6-4-3	3	0	0	0	0	0	3						
33 John Maine, R OBP: 0.200, SLG: 0.200									0-1 G3-1	1	0	0	0	0	0	0						
36 Ken Takahashi, L OBP: 0.322, SLG: 0.367									0-1 G3-1	1	0	0	0	0	0	0						
28 Daniel Murphy, L (9, PH)										1	0	0	0	0	0	0						
<b>Inning Stats</b>	R: 0 E: 0 K: 1 S: 7	H: 0 LOB: 0 BB: 1 P: 11	R: 0 E: 0 K: 0 S: 4	H: 0 LOB: 0 BB: 1 P: 9	R: 0 E: 0 K: 0 S: 6	H: 1 LOB: 0 BB: 0 P: 9	R: 0 E: 0 K: 0 S: 6	H: 0 LOB: 0 BB: 1 P: 12	R: 0 E: 0 K: 0 S: 6	H: 0 LOB: 0 BB: 0 P: 9	R: 0 E: 0 K: 1 S: 8	H: 0 LOB: 0 BB: 0 P: 9	R: 0 E: 0 K: 0 S: 6	H: 0 LOB: 0 BB: 0 P: 10	R: 1 E: 1 K: 0 S: 10	H: 2 LOB: 1 BB: 0 P: 17	R: 0 E: 0 K: 0 S: 8	H: 1 LOB: 1 BB: 0 P: 10	1B: 4 2B: 1 3B: 0 HR: 0	SF: 0 SAC: 0 DP: 5 HBP: 0	WP: 0 PB: 0 SB: 0 CS: 0	PA: 30
<b>PITCHER</b>	IP WLS BF H R ER SO BB IBB HBP BLK WP HR S P ERA WHIP																					
31 John Lannan, L ERA: 3.88	9.0 W 30 4 1 0 2 3 0 0 0 0 0 61 96 0.00 0.778																					

Batter	1	2	3	4	5	6	7	8	9	AB	R	H	RBI	BB	SO	LOB	BOTTOM			
15 Cristian Guzman, S OBP: 0.346, SLG: 0.450	0-0 L3	2-0 F8								3	1	0	0	1	0	1	<b>New York Mets @ Washington Nationals</b> Nationals Park, Washington, DC Sat Jun 06 2009, 7:05 PM EDT Att: 31,456 - Partly Cloudy - 78 F <a href="http://livebaseballscorecards.com">livebaseballscorecards.com</a>			
24 Nick Johnson, L OBP: 0.334, SLG: 0.469	0-1 11 1B									4	2	3	3	0	1	0				
11 Ryan Zimmerman, R OBP: 0.391, SLG: 0.536	1-2 44 HR									3	1	1	1	1	1	0				
44 Adam Dunn, L OBP: 0.391, SLG: 0.557	2-H 1B									4	1	1	2	0	1	1				
25 Austin Kearns, R OBP: 0.351, SLG: 0.374	1-H HR									0	0	0	0	0	0	0				
34 Elijah Dukes, R OBP: 0.343, SLG: 0.477	2-1 1B									4	1	3	1	0	0	1				
22 Willie Harris, L OBP: 0.390, SLG: 0.420	3-2 F8									3	0	0	0	1	0	2				
6 Anderson Hernandez, S OBP: 0.340, SLG: 0.325	3-1 G6-3									4	0	0	0	0	0	3				
23 Wil Nieves, R OBP: 0.299, SLG: 0.306		0-2 G4-1								4	0	0	0	0	0	0				
31 John Lannan, L OBP: 0.167, SLG: 0.130		2-2 G6-3								3	1	1	0	1	1	0				
<b>Inning Stats</b>	R: 3 E: 0 K: 0 S: 16	H: 4 LOB: 1 BB: 0 P: 25	R: 0 E: 0 K: 0 S: 7	H: 0 LOB: 0 BB: 0 P: 11	R: 0 E: 0 K: 1 S: 6	H: 0 LOB: 0 BB: 0 P: 10	R: 1 E: 0 K: 0 S: 9	H: 1 LOB: 0 BB: 0 P: 9	R: 3 E: 0 K: 1 S: 12	H: 1 LOB: 2 BB: 4 P: 31	R: 0 E: 0 K: 0 S: 10	H: 2 LOB: 2 BB: 0 P: 17	R: 0 E: 0 K: 1 S: 11	H: 1 LOB: 1 BB: 0 P: 15	R: 0 E: 0 K: 1 S: 5	H: 0 LOB: 0 BB: 0 P: 7	1B: 4 2B: 2 3B: 0 HR: 3	SF: 0 SAC: 0 DP: 0 HBP: 0	WP: 0 PB: 0 SB: 0 CS: 0	PA: 36
<b>PITCHER</b>	IP WLS BF H R ER SO BB IBB HBP BLK WP HR S P ERA WHIP																			
33 John Maine, R ERA: 4.52	4.0 L 20 7 7 1 0 2 0 0 0 0 0 41 69 15.75 2.000																			
36 Ken Takahashi, L ERA: 2.4	2.0 9 2 0 0 1 2 0 0 0 0 0 19 34 0.00 2.000																			
38 Fernando Nieve, R ERA:	2.0 7 1 0 0 2 0 0 0 0 0 0 16 22 0.00 0.500																			


**New York Mets @ Washington Nationals**  
 Nationals Park, Washington, DC  
 Sat Jun 06 2009, 7:05 PM EDT  
 Att: 31,456 - Partly Cloudy - 78 F

**AB** 27  
**R** 1  
**H** 4  
**RBI** 0  
**BB** 3  
**SO** 2  
**LOB** 8



**New York Mets @ Washington Nationals**  
 Nationals Park, Washington, DC  
 Sat Jun 06 2009, 7:05 PM EDT  
 Att: 31,456 - Partly Cloudy - 78 F

**AB** 32  
**R** 7  
**H** 9  
**RBI** 7  
**BB** 4  
**SO** 4  
**LOB** 8





Batter	1	2	3	4	5	6	7	8	9	AB	R	H	RBI	BB	SO	LOB	TOP							
3 Alex Cora, L (1,4) OBP: 0.403, SLG: 0.406										4	2	1	0	1	1	2								
26 Fernando Martinez, L (1,7) OBP: 0.360, SLG: 0.314										5	2	1	1	0	0	1								
15 Carlos Beltrán, S (1,8) OBP: 0.436, SLG: 0.554										5	0	1	1	0	0	2								
5 David Wright, R (1,5) OBP: 0.448, SLG: 0.500										3	1	2	1	2	0	0								
28 Daniel Murphy, L (1,3) OBP: 0.330, SLG: 0.370										4	1	2	1	1	0	3								
19 Ryan Church, L (1,9) OBP: 0.331, SLG: 0.362										5	1	2	0	0	0	4								
23 Brian Schneider, L (1,2) OBP: 0.316, SLG: 0.313										3	0	1	1	0	0	1								
4 Wilson Valdez, R (1,6) OBP: 0.238, SLG: 0.350										4	0	0	0	0	2	2								
61 Livan Hernandez, R (1,1) OBP: 0.130, SLG: 0.130										3	0	1	0	0	0	1								
18 Jeremy Reed, L (8, PH) OBP: 0.344, SLG: 0.393										1	0	0	0	0	0	1								
25 Pedro Feliciano, L (8, 1) OBP: 0.331, SLG: 0.362										0	0	0	0	0	0	0								
39 Bobby Parnell, R (8, 1) OBP: 0.331, SLG: 0.362										0	0	0	0	0	0	0								
75 Francisco Rodríguez, R (9, 1) OBP: 0.331, SLG: 0.362										0	0	0	0	0	0	0								
<b>Inning Stats</b>	R: 5 E: 0 K: 1 S: 15	H: 3 LOB: 0 BB: 2 P: 32	R: 0 E: 0 K: 0 S: 7	H: 0 LOB: 0 BB: 0 P: 13	R: 0 E: 0 K: 0 S: 9	H: 1 LOB: 1 BB: 0 P: 14	R: 0 E: 0 K: 1 S: 9	H: 1 LOB: 1 BB: 0 P: 13	R: 0 E: 0 K: 1 S: 8	H: 1 LOB: 1 BB: 0 P: 15	R: 0 E: 0 K: 0 S: 12	H: 1 LOB: 2 BB: 1 P: 23	R: 0 E: 0 K: 0 S: 5	H: 1 LOB: 1 BB: 0 P: 7	R: 1 E: 1 K: 0 S: 7	H: 1 LOB: 1 BB: 1 P: 11	1B: 6 2B: 5 3B: 0 HR: 0	SF: 1 SAC: 0 DP: 1 HBP: 0	WP: 4 PB: 0 SB: 2 CS: 0	PA: 42				
<b>PITCHER</b>	IP: 5.0 WLS: L BF: 23 ERA: 6.45	IP: 2.0 WLS: 10 BF: 3 ERA: 7.71	IP: 1.0 WLS: 1 BF: 1 ERA: 5.06	IP: 1.0 WLS: 5 BF: 1 ERA: 6.75	IP: 5.0 WLS: L BF: 23 ERA: 6.45	IP: 2.0 WLS: 10 BF: 3 ERA: 7.71	IP: 1.0 WLS: 1 BF: 1 ERA: 5.06	IP: 1.0 WLS: 5 BF: 1 ERA: 6.75	IP: 5.0 WLS: L BF: 23 ERA: 6.45	IP: 2.0 WLS: 10 BF: 3 ERA: 7.71	IP: 1.0 WLS: 1 BF: 1 ERA: 5.06	IP: 1.0 WLS: 5 BF: 1 ERA: 6.75	IP: 5.0 WLS: L BF: 23 ERA: 6.45	IP: 2.0 WLS: 10 BF: 3 ERA: 7.71	IP: 1.0 WLS: 1 BF: 1 ERA: 5.06	IP: 1.0 WLS: 5 BF: 1 ERA: 6.75	IP: 5.0 WLS: L BF: 23 ERA: 6.45	IP: 2.0 WLS: 10 BF: 3 ERA: 7.71	IP: 1.0 WLS: 1 BF: 1 ERA: 5.06	IP: 1.0 WLS: 5 BF: 1 ERA: 6.75	IP: 5.0 WLS: L BF: 23 ERA: 6.45	IP: 2.0 WLS: 10 BF: 3 ERA: 7.71	IP: 1.0 WLS: 1 BF: 1 ERA: 5.06	IP: 1.0 WLS: 5 BF: 1 ERA: 6.75

**New York Mets @ Washington Nationals**  
 Nationals Park, Washington, DC  
 Sun Jun 07 2009, 1:35 PM EDT  
 Att: 31,841 - Sunny - 76 F

AB	37
R	7
H	11
RBI	5
BB	4
SO	3
LOB	17



Batter	1	2	3	4	5	6	7	8	9	AB	R	H	RBI	BB	SO	LOB	BOTTOM							
15 Cristian Guzman, S (1,6) OBP: 0.344, SLG: 0.446										4	0	1	0	0	1	1								
24 Nick Johnson, L (1,3) OBP: 0.427, SLG: 0.460										4	0	0	0	0	2	1								
11 Ryan Zimmerman, R (1,5) OBP: 0.393, SLG: 0.533										3	0	1	0	1	0	1								
44 Adam Dunn, L (1,7) OBP: 0.397, SLG: 0.558										3	0	2	0	1	0	0								
34 Elijah Dukes, R (1,8) OBP: 0.333, SLG: 0.463										4	0	0	0	0	0	5								
25 Austin Kearns, R (1,9) OBP: 0.349, SLG: 0.365										3	0	0	0	1	2	3								
7 Josh Bard, S (1,2) OBP: 0.270, SLG: 0.345										1	0	0	0	3	0	0								
6 Anderson Hernandez, S (1,4) OBP: 0.331, SLG: 0.319										4	0	0	0	0	1	5								
35 Craig Stammen, R (1,1) OBP: 0.130, SLG: 0.130										1	0	0	0	0	0	0								
12 Alberto Gonzalez, R (5, PH) OBP: 0.344, SLG: 0.393										1	0	0	0	0	0	0								
43 Jesus Colome, R (8, 1) OBP: 0.331, SLG: 0.362										0	0	0	0	0	0	0								
22 Willie Harris, L (7, PH) OBP: 0.331, SLG: 0.362										0	0	0	0	0	0	0								
50 Julian Tavaréz, L (8, 1) OBP: 0.331, SLG: 0.362										0	0	0	0	0	0	0								
54 Mike MacDougal, S (9, 1) OBP: 0.331, SLG: 0.362										0	0	0	0	0	0	0								
10 Ronnie Belliard, R (8, PH) OBP: 0.331, SLG: 0.362										1	0	0	0	0	0	1								
<b>Inning Stats</b>	R: 0 E: 0 K: 1 S: 8	H: 0 LOB: 0 BB: 0 P: 11	R: 0 E: 0 K: 1 S: 17	H: 0 LOB: 2 BB: 2 P: 32	R: 0 E: 0 K: 0 S: 10	H: 1 LOB: 1 BB: 0 P: 12	R: 0 E: 0 K: 1 S: 11	H: 1 LOB: 2 BB: 1 P: 20	R: 0 E: 0 K: 0 S: 9	H: 1 LOB: 0 BB: 0 P: 14	R: 0 E: 0 K: 0 S: 7	H: 1 LOB: 1 BB: 1 P: 12	R: 0 E: 0 K: 1 S: 13	H: 0 LOB: 0 BB: 0 P: 15	R: 0 E: 0 K: 1 S: 7	H: 1 LOB: 2 BB: 1 P: 16	1B: 5 2B: 0 3B: 0 HR: 0	SF: 0 SAC: 0 DP: 2 HBP: 0	WP: 0 PB: 0 SB: 0 CS: 0	PA: 36				
<b>PITCHER</b>	IP: 7.0 WLS: W BF: 27 ERA: 3.88	IP: 0.2 WLS: 4 BF: 1 ERA: 2.35	IP: 0.1 WLS: 1 BF: 0 ERA: 1.96	IP: 1.0 WLS: 4 BF: 0 ERA: 0.68	IP: 7.0 WLS: W BF: 27 ERA: 3.88	IP: 0.2 WLS: 4 BF: 1 ERA: 2.35	IP: 0.1 WLS: 1 BF: 0 ERA: 1.96	IP: 1.0 WLS: 4 BF: 0 ERA: 0.68	IP: 7.0 WLS: W BF: 27 ERA: 3.88	IP: 0.2 WLS: 4 BF: 1 ERA: 2.35	IP: 0.1 WLS: 1 BF: 0 ERA: 1.96	IP: 1.0 WLS: 4 BF: 0 ERA: 0.68	IP: 7.0 WLS: W BF: 27 ERA: 3.88	IP: 0.2 WLS: 4 BF: 1 ERA: 2.35	IP: 0.1 WLS: 1 BF: 0 ERA: 1.96	IP: 1.0 WLS: 4 BF: 0 ERA: 0.68	IP: 7.0 WLS: W BF: 27 ERA: 3.88	IP: 0.2 WLS: 4 BF: 1 ERA: 2.35	IP: 0.1 WLS: 1 BF: 0 ERA: 1.96	IP: 1.0 WLS: 4 BF: 0 ERA: 0.68	IP: 7.0 WLS: W BF: 27 ERA: 3.88	IP: 0.2 WLS: 4 BF: 1 ERA: 2.35	IP: 0.1 WLS: 1 BF: 0 ERA: 1.96	IP: 1.0 WLS: 4 BF: 0 ERA: 0.68

**New York Mets @ Washington Nationals**  
 Nationals Park, Washington, DC  
 Sun Jun 07 2009, 1:35 PM EDT  
 Att: 31,841 - Sunny - 76 F

AB	30
R	0
H	5
RBI	0
BB	6
SO	6
LOB	17





Batter	1	2	3	4	5	6	7	8	9	AB	R	H	RBI	BB	SO	LOB	TOP
3 Willy Taveras, R (1, 8) OBP: 0.307, SLG: 0.315	G5-3		K		K		K		FC4-6	5	0	0	0	0	3	3	<p>Cincinnati Reds @ Washington Nationals Nationals Park, Washington, DC Tue Jun 09 2009, 7:05 PM EDT Att: 16,274 - Cloudy - 65 F</p>
15 Jerry Hairston, R (1, 5) OBP: 0.308, SLG: 0.440	L8		K		BB		BB		CS	3	0	1	0	1	1	0	
4 Brandon Phillips, R (1, 4) OBP: 0.347, SLG: 0.519	G6-3		G6-3		BB		FC6-4		FC6-4	4	0	1	2	0	0	1	
55 Ramon Hernandez, R (1, 3) OBP: 0.337, SLG: 0.368	K2-3				F9		G1-3		P3	4	0	0	0	0	1	2	
31 Jonny Gomes, R (1, 7) OBP: 0.355, SLG: 0.357	K				G4-3					4	0	2	0	0	1	0	
53 Arthur Rhodes, L (8, 1)	K						FC6-4			0	0	0	0	0	0	0	
25 David Weathers, R (8, 1)	K									0	0	0	0	0	0	0	
48 Francisco Cordero, R (9, 1)	K									0	0	0	0	0	0	0	
32 Jay Bruce, L (1, 9) OBP: 0.303, SLG: 0.460	BB				F7		F8		K	3	1	0	0	1	1	2	
2 Alex Gonzalez, R (1, 6) OBP: 0.281, SLG: 0.311	BB						L7		L9	4	1	2	0	0	0	2	
29 Ryan Hanigan, R (1, 2) OBP: 0.398, SLG: 0.383	BB						FC6-4		G4-3	4	0	1	1	0	1	2	
47 Johnny Cueto, R (1, 1) OBP: 0.222, SLG: 0.160	B2									2	1	0	0	1	1	2	
21 Chris Dickerson, L (8, 7) OBP: 0.375, SLG: 0.364	BB									1	0	1	0	0	0	0	
<b>Inning Stats</b>	R: 0 H: 0 E: 0 K: 0 S: 6	H: 0 LOB: 0 BB: 0 P: 11	R: 1 H: 2 E: 0 K: 2 S: 12	H: 2 LOB: 2 BB: 1 P: 20	R: 0 H: 0 E: 0 K: 2 S: 9	H: 0 LOB: 0 BB: 0 P: 12	R: 0 H: 0 E: 0 K: 0 S: 7	H: 1 LOB: 1 BB: 0 P: 11	R: 0 H: 1 E: 0 K: 2 S: 10	H: 1 LOB: 1 BB: 0 P: 11	R: 0 H: 1 E: 0 K: 1 S: 9	H: 1 LOB: 0 BB: 0 P: 9	1B: 6 2B: 2 3B: 0 HR: 0	SF: 0 SAC: 0 DP: 0 HBP: 0	WP: 0 PB: 0 SB: 0 CS: 1	PA: 38	
<b>PITCHER</b>	IP WLS BF H R ER SO BB IBB HBP BLK WP HR S P ERA WHIP																
48 Ross Detwiler, L (1, 1) ERA: 5.06	6.0 L 26 5 3 3 6 3 0 0 0 0 0 0 65 103 4.50 1.333																
57 Jason Bergmann, R (7, 1) ERA: 3.39	1.0 4 1 0 0 2 0 0 0 0 0 0 10 11 0.00 1.000																
41 Ron Villone, L (8, 1) ERA:	1.0 4 1 0 0 1 0 0 0 0 0 0 9 11 0.00 1.000																
54 Mike MacDougal, R (9, 1) ERA: 6.0	1.0 3 1 0 0 0 0 0 0 0 0 0 4 9 0.00 1.000																

Batter	1	2	3	4	5	6	7	8	9	AB	R	H	RBI	BB	SO	LOB	BOTTOM	
15 Cristian Guzman, S (1, 6) OBP: 0.347, SLG: 0.463	G4-3		G4-3		G3				HR	4	1	2	1	0	0	0	<p>Cincinnati Reds @ Washington Nationals Nationals Park, Washington, DC Tue Jun 09 2009, 7:05 PM EDT Att: 16,274 - Cloudy - 65 F</p>	
24 Nick Johnson, L (1, 3) OBP: 0.424, SLG: 0.453	G6-4-3		F8				BB		K	3	0	0	0	1	1	1		
11 Ryan Zimmerman, R (1, 5) OBP: 0.395, SLG: 0.537	G6-4-3		K				FC4-6		BB	4	0	2	0	0	1	1		
44 Adam Dunn, L (1, 7) OBP: 0.398, SLG: 0.553	BB		L9				BB		K	2	0	0	0	2	1	1		
34 Elijah Dukes, R (1, 9) OBP: 0.338, SLG: 0.482	BB		HR		G6-3		G6-3		K	3	1	1	1	1	1	3		
22 Willie Harris, L (1, 8) OBP: 0.371, SLG: 0.395	K		P4				G4-3		G4-3	4	0	0	0	0	1	3		
6 Anderson Hernandez, S (1, 4) OBP: 0.323, SLG: 0.310	P4		G4-3				K		G4-3	4	0	0	0	0	1	0		
23 Wil Nieves, R (1, 2) OBP: 0.300, SLG: 0.307	L3		L8						K	3	0	1	0	0	0	0		
25 Austin Kearns, R (9, PH) OBP: 0.346, SLG: 0.362	L3								K	1	0	0	0	0	1	0		
48 Ross Detwiler, R (1, 1) ERA: 2.35	K		G1-3							2	0	0	0	0	1	0		
57 Jason Bergmann, R (7, 1) ERA: 0.87	K									0	0	0	0	0	0	0		
16 Josh Willingham, R (7, PH) OBP: 0.378, SLG: 0.549										1	0	0	0	0	1	1		
41 Ron Villone, L (8, 1) ERA: 2.61										0	0	0	0	0	0	0		
54 Mike MacDougal, S (9, 1) ERA: 1.38										0	0	0	0	0	0	0		
<b>Inning Stats</b>	R: 0 H: 2 E: 0 K: 1 S: 12	H: 0 LOB: 3 BB: 2 P: 27	R: 0 H: 0 E: 0 K: 1 S: 9	H: 0 LOB: 0 BB: 0 P: 12	R: 0 H: 0 E: 0 K: 1 S: 7	H: 0 LOB: 0 BB: 0 P: 13	R: 1 H: 1 E: 0 K: 0 S: 8	H: 1 LOB: 1 BB: 2 P: 21	R: 0 H: 1 E: 0 K: 2 S: 10	H: 1 LOB: 1 BB: 0 P: 17	R: 1 H: 2 E: 0 K: 3 S: 16	H: 2 LOB: 1 BB: 0 P: 25	R: 0 H: 0 E: 0 K: 1 S: 10	H: 0 LOB: 0 BB: 0 P: 17	1B: 3 2B: 1 3B: 0 HR: 2	SF: 0 SAC: 0 DP: 2 HBP: 0	WP: 0 PB: 0 SB: 0 CS: 0	PA: 35
<b>PITCHER</b>	IP WLS BF H R ER SO BB IBB HBP BLK WP HR S P ERA WHIP																	
47 Johnny Cueto, R (1, 1) ERA: 2.35	7.0 W 27 4 1 1 2 4 0 0 0 0 0 1 66 111 1.29 1.143																	
53 Arthur Rhodes, L (8, 1) ERA: 0.87	0.2 H 4 2 1 1 2 0 0 0 0 0 0 1 13 19 13.50 3.000																	
25 David Weathers, R (8, 1) ERA: 2.61	0.1 H 1 0 0 0 1 0 0 0 0 0 0 3 6 0.00 0.000																	
48 Francisco Cordero, R (9, 1) ERA: 1.38	1.0 S 3 0 0 0 1 0 0 0 0 0 0 10 17 0.00 0.000																	









Batter	1	2	3	4	5	6	7	8	9	AB	R	H	RBI	BB	SO	LOB	TOP										
15 Jerry Hairston, R OBP: 0.302, SLG: 0.426										4	0	1	0	0	1	0											
3 Willy Taveras, R OBP: 0.294, SLG: 0.301										4	0	0	0	0	0	1											
4 Brandon Phillips, R OBP: 0.347, SLG: 0.536										3	0	1	0	1	0	0											
31 Jonny Gomes, R OBP: 0.389, SLG: 0.387										2	1	0	0	1	0	3											
40 Nick Masset, R										0	0	0	0	0	0	0											
55 Ramon Hernandez, R										3	0	0	0	1	1	1											
32 Jay Bruce, L OBP: 0.304, SLG: 0.471										4	0	0	0	0	0	2											
2 Alex Gonzalez, R OBP: 0.266, SLG: 0.321										4	1	2	1	0	0	0											
23 Adam Rosales, R OBP: 0.309, SLG: 0.318										4	0	1	0	0	1	2											
33 Micah Owings, R OBP: 0.276, SLG: 0.456										2	0	0	0	0	1	3											
51 Jared Burton, R										0	0	0	0	0	0	0											
21 Chris Dickerson, L OBP: 0.295, SLG: 0.536										1	0	0	0	0	0	0											
46 Carlos Fisher, R										0	0	0	0	0	0	0											
52 Daniel Herrera, L										0	0	0	0	0	0	0											
17 Laynce Nix, L OBP: 0.324, SLG: 0.553										0	0	0	0	0	0	0											
<b>Inning Stats</b>	R: 0 E: 0 K: 0 S: 11	H: 2 LOB: 1 BB: 0 P: 16	R: 1 E: 1 K: 1 S: 16	H: 2 LOB: 1 BB: 0 P: 22	R: 0 E: 0 K: 0 S: 4	H: 0 LOB: 0 BB: 0 P: 7	R: 1 E: 0 K: 1 S: 11	H: 1 LOB: 2 BB: 1 P: 18	R: 0 E: 0 K: 0 S: 6	H: 0 LOB: 1 BB: 1 P: 14	R: 0 E: 0 K: 0 S: 7	H: 0 LOB: 0 BB: 0 P: 11	R: 0 E: 0 K: 1 S: 10	H: 0 LOB: 0 BB: 0 P: 16	R: 0 E: 0 K: 1 S: 13	H: 0 LOB: 0 BB: 1 P: 21	R: 0 E: 0 K: 0 S: 5	H: 0 LOB: 0 BB: 0 P: 8	1B: 5 2B: 0 3B: 0 HR: 0	SF: 0 SAC: 0 DP: 0 HBP: 1	WP: 1 PB: 0 SB: 0 CS: 2	PA: 35					
<b>PITCHER</b>	IP	WLS	BF	H	R	ER	SO	BB	IBB	HBP	BLK	WP	HR	S	P	ERA	WHIP										
31 John Lannan, L ERA: 3.51	6.0		25	5	2	1	2	2	0	1	0	1	0	55	88	1.50	1.167										
50 Julian Tavaras, R ERA: 4.53	2.0	W	7	0	0	0	2	1	0	0	0	0	0	23	37	0.00	0.500										
97 Joe Beimel, L ERA: 4.07	1.0	S	3	0	0	0	0	0	0	0	0	0	0	5	8	0.00	0.000										

Cincinnati Reds @ Washington Nationals  
Nationals Park, Washington, DC  
Thu Jun 11 2009, 4:35 PM EDT  
Att: 19,703 - Cloudy - 82 F

AB 31  
R 2  
H 5  
RBI 1  
BB 3  
SO 4  
LOB 12



Batter	1	2	3	4	5	6	7	8	9	AB	R	H	RBI	BB	SO	LOB	BOTTOM										
15 Cristian Guzman, S OBP: 0.343, SLG: 0.462											5	1	1	1	0	6											
12 Alberto Gonzalez, R OBP: 0.393, SLG: 0.431											3	0	1	0	1	0	3										
11 Ryan Zimmerman, R OBP: 0.393, SLG: 0.523											3	0	0	1	2	0	3										
44 Adam Dunn, L OBP: 0.395, SLG: 0.536											4	0	1	0	1	1	4										
97 Joe Beimel, L											0	0	0	0	0	0	0										
34 Elijah Dukes, R OBP: 0.323, SLG: 0.452											5	0	0	0	0	3	8										
16 Josh Willingham, R OBP: 0.389, SLG: 0.538											3	1	2	0	1	0	0										
25 Austin Kearns, R OBP: 0.342, SLG: 0.351											3	0	0	0	1	2	4										
23 Wil Nieves, R OBP: 0.310, SLG: 0.308											2	0	1	0	0	0	1										
22 Willie Harris, L OBP: 0.420, SLG: 0.388											1	0	1	0	0	0	0										
10 Ronnie Belliard, R OBP: 0.221, SLG: 0.288											0	0	0	0	0	0	0										
31 John Lannan, L OBP: 0.154, SLG: 0.120											2	0	0	0	0	3											
24 Nick Johnson, L OBP: 0.420, SLG: 0.445											1	0	1	0	0	0	0										
50 Julian Tavaras, L											0	0	0	0	0	0	0										
6 Anderson Hernandez, S OBP: 0.327, SLG: 0.315											0	0	0	0	0	0	0										
7 Josh Bard, S OBP: 0.294, SLG: 0.355											0	0	0	0	0	0	0										
<b>Inning Stats</b>	R: 0 E: 0 K: 0 S: 12	H: 0 LOB: 2 BB: 2 P: 23	R: 0 E: 0 K: 0 S: 6	H: 0 LOB: 1 BB: 1 P: 12	R: 0 E: 0 K: 2 S: 13	H: 1 LOB: 2 BB: 1 P: 24	R: 0 E: 0 K: 1 S: 12	H: 1 LOB: 0 BB: 0 P: 19	R: 0 E: 0 K: 0 S: 9	H: 0 LOB: 1 BB: 0 P: 15	R: 1 E: 0 K: 0 S: 13	H: 3 LOB: 2 BB: 0 P: 23	R: 0 E: 0 K: 1 S: 11	H: 0 LOB: 2 BB: 2 P: 21	R: 2 E: 1 K: 1 S: 19	H: 4 LOB: 2 BB: 0 P: 31	1B: 9 2B: 0 3B: 0 HR: 0	SF: 0 SAC: 0 DP: 0 HBP: 2	WP: 1 PB: 0 SB: 0 CS: 0	PA: 41							
<b>PITCHER</b>	IP	WLS	BF	H	R	ER	SO	BB	IBB	HBP	BLK	WP	HR	S	P	ERA	WHIP										
33 Micah Owings, R ERA: 4																											







Batter	1	2	3	4	5	6	7	8	9	AB	R	H	RBI	BB	SO	LOB	TOP			
15 Cristian Guzman, S (1, 6) OBP: 0.343, SLG: 0.454	G3		11 FC6-4 24 BB 1-2 1B		G5-3			K		4	0	1	0	0	1	1	Washington Nationals @ Tampa Bay Rays Tropicana Field, St. Petersburg, FL Sat Jun 13 2009, 6:08 PM EDT Att: 30,586 - Dome - 72 F			
24 Nick Johnson, L (1, 3) OBP: 0.417, SLG: 0.438	G1-3		11 FC6-4 1-2 2-3 BB		F7			E9		3	0	1	0	1	0	0				
11 Ryan Zimmerman, R (1, 5) OBP: 0.389, SLG: 0.527	HR		1-2 2-3 3-H FC6-4		K			E5		4	1	1	2	0	1	3				
44 Adam Dunn, L (1, 10) OBP: 0.398, SLG: 0.535	K		1-2 2-3 3-H FC6-4		K			G4-6-3		4	0	0	0	0	2	4				
34 Elijah Dukes, R (1, 7) OBP: 0.320, SLG: 0.448	P6		1-2 2-3 3-H FC6-4		F7			G4-6-3		4	0	1	0	0	0	2				
22 Willie Harris, L (1, 8) OBP: 0.357, SLG: 0.368	G4-3		1-2 2-3 3-H FC6-4		G6-3			F9		4	0	0	0	0	0	1				
25 Austin Kearns, R (1, 9) OBP: 0.340, SLG: 0.348	1B		1-2 2-3 3-H FC6-4		F9			K		4	0	1	0	0	1	1				
23 Wil Nieves, R (1, 2) OBP: 0.299, SLG: 0.296	G5-3		1-2 2-3 3-H FC6-4		K			K		3	0	0	0	0	1	1				
4 Corey Patterson, L (9, PH)			1-2 2-3 3-H FC6-4		K			K		1	0	0	0	0	1	1				
6 Anderson Hernandez, S (1, 4) OBP: 0.331, SLG: 0.327			1-2 2-3 3-H FC6-4		G1-3			K		3	2	2	0	0	0	0				
<b>Inning Stats</b>	R: 1 E: 0 K: 1 S: 9	H: 1 LOB: 0 BB: 0 P: 11	R: 0 E: 0 K: 0 S: 8	H: 1 LOB: 1 BB: 0 P: 9	R: 1 E: 0 K: 1 S: 9	H: 2 LOB: 2 BB: 1 P: 16	R: 0 E: 0 K: 1 S: 10	H: 0 LOB: 0 BB: 0 P: 13	R: 0 E: 0 K: 1 S: 7	H: 0 LOB: 0 BB: 0 P: 11	R: 0 E: 0 K: 0 S: 5	H: 0 LOB: 0 BB: 0 P: 8	R: 1 E: 0 K: 1 S: 13	H: 2 LOB: 1 BB: 0 P: 19	R: 0 E: 0 K: 2 S: 13	H: 1 LOB: 1 BB: 0 P: 16	1B: 5 2B: 1 3B: 0 HR: 1	SF: 0 SAC: 0 DP: 1 HBP: 0	WP: 1 PB: 0 CS: 0	PA: 35
<b>PITCHER</b>	IP WLS BF H R ER SO BB IBB HBP BLK WP HR S P ERA WHIP																			
21 Andy Sonnanstine, R (1, 1) ERA: 6.65	7.1 W 30 6 3 3 5 1 0 0 0 0 0 1 66 92 3.68 0.955																			
36 Randy Choate, L (8, 1) ERA: 1.23	0.2 1 0 0 0 0 0 0 0 0 0 0 2 4 0.00 0.000																			
44 Jason Istringhausen, R (9, 1) ERA: 2.25	0.2 3 1 0 0 1 0 0 0 0 0 0 9 11 0.00 1.500																			
31 Lance Cormier, R (9, 1) ERA: 2.04	0.1 1 0 0 0 1 0 0 0 0 0 1 0 4 5 0.00 0.000																			

Batter	1	2	3	4	5	6	7	8	9	AB	R	H	RBI	BB	SO	LOB	BOTTOM			
2 B.J. Upton, R (1, 8) OBP: 0.305, SLG: 0.309	E3		SH2-3		FC5-4			K		4	1	1	0	0	1	2	Washington Nationals @ Tampa Bay Rays Tropicana Field, St. Petersburg, FL Sat Jun 13 2009, 6:08 PM EDT Att: 30,586 - Dome - 72 F			
13 Carl Crawford, L (1, 7) OBP: 0.380, SLG: 0.441	BB		G5-3		G4-3			F9		4	0	0	0	1	0	5				
3 Evan Longoria, R (1, 5) OBP: 0.389, SLG: 0.590	K		K		K			K		4	1	2	2	0	2	3				
23 Carlos Pena, L (1, 3) OBP: 0.369, SLG: 0.563	K		HR		HR			G3		4	2	2	1	0	1	3				
18 Ben Zobrist, S (1, 4) OBP: 0.428, SLG: 0.679	K		K		K			G4-3		4	1	1	3	0	2	2				
5 Pat Burrell, R (1, 10) OBP: 0.351, SLG: 0.307			F8		F8			P3		3	1	1	0	1	0	0				
26 Gabe Gross, L (1, 9) OBP: 0.372, SLG: 0.438	K		BB		BB			F8		3	1	1	2	1	1	1				
41 Michel Hernandez, R (1, 2) OBP: 0.305, SLG: 0.368	G4-6-3		G4-3		G4-3			G5-3		4	1	1	0	0	0	2				
15 Reid Brignac, L (1, 6) OBP: 0.310, SLG: 0.411	SH2-3		SH2-3		FC5-4			F8		4	0	3	0	0	0	1				
<b>Inning Stats</b>	R: 0 E: 1 K: 3 S: 14	H: 0 LOB: 2 BB: 1 P: 24	R: 0 E: 0 K: 1 S: 9	H: 1 LOB: 0 BB: 0 P: 13	R: 0 E: 0 K: 1 S: 9	H: 1 LOB: 1 BB: 0 P: 13	R: 1 E: 0 K: 1 S: 19	H: 1 LOB: 1 BB: 1 P: 27	R: 0 E: 0 K: 0 S: 13	H: 1 LOB: 0 BB: 0 P: 15	R: 7 E: 0 K: 0 S: 24	H: 7 LOB: 1 BB: 1 P: 40	R: 0 E: 0 K: 0 S: 8	H: 0 LOB: 0 BB: 0 P: 11	R: 0 E: 0 K: 1 S: 11	H: 1 LOB: 1 BB: 0 P: 18		1B: 7 2B: 2 3B: 0 HR: 3	SF: 0 SAC: 1 DP: 1 HBP: 0	WP: 0 PB: 0 CS: 0
<b>PITCHER</b>	IP WLS BF H R ER SO BB IBB HBP BLK WP HR S P ERA WHIP																			
27 Jordan Zimmermann, R (1, 1) ERA: 5.37	5.0 20 4 1 1 6 2 0 0 0 0 0 1 64 92 1.80 1.200																			
57 Jason Bergmann, R (6, 1) ERA: 6.91	0.0 L 5 4 5 5 0 1 0 0 0 0 0 2 10 18 - - -																			
43 Jesus Colome, R (6, 1) ERA: 9.0	2.0 9 3 2 2 0 0 0 0 0 0 0 0 22 33 9.00 1.500																			
50 Julian Tavarez, R (8, 1) ERA: 4.44	1.0 4 1 0 0 1 0 0 0 0 0 0 0 11 18 0.00 1.000																			







Batter	1	2	3	4	5	6	7	8	9	AB	R	H	RBI	BB	SO	LOB	TOP										
15 Cristian Guzman, S (1, 10) OBP: 0.335, SLG: 0.443										4	0	0	0	0	0	1	<p>Washington Nationals @ New York Yankees Yankee Stadium, Bronx, NY Tue Jun 16 2009, 7:05 PM EDT Att: 44,873 - Partly Cloudy - 63 F</p> <p>AB 32 R 3 H 6 RBI 3 BB 1 SO 3 LOB 5</p>										
24 Nick Johnson, L (1, 3) OBP: 0.414, SLG: 0.431										3	0	0	0	1	1	0											
11 Ryan Zimmerman, R (1, 5) OBP: 0.385, SLG: 0.516										4	0	1	0	0	0	1											
34 Elijah Dukes, R (1, 8) OBP: 0.316, SLG: 0.451										4	0	0	0	0	1	1											
44 Adam Dunn, L (1, 7) OBP: 0.393, SLG: 0.525										4	0	1	0	0	1	1											
25 Austin Kearns, R (1, 9) OBP: 0.335, SLG: 0.338										4	0	0	0	0	0	1											
12 Alberto Gonzalez, R (1, 6) OBP: 0.375, SLG: 0.444										3	1	1	0	0	0	0											
23 Wil Nieves, R (1, 2) OBP: 0.300, SLG: 0.298										3	1	1	0	0	0	0											
6 Anderson Hernandez, S (1, 4) OBP: 0.341, SLG: 0.358										3	1	2	3	0	0	0											
<b>Inning Stats</b>	R: 0 E: 0 K: 0 S: 6	H: 0 LOB: 0 BB: 0 P: 6	R: 0 E: 0 K: 1 S: 10	H: 1 LOB: 0 BB: 0 P: 15	R: 0 E: 0 K: 0 S: 8	H: 1 LOB: 1 BB: 0 P: 10	R: 0 E: 0 K: 0 S: 10	H: 1 LOB: 1 BB: 0 P: 15	R: 3 E: 0 K: 1 S: 18	H: 3 LOB: 0 BB: 0 P: 27	R: 0 E: 0 K: 0 S: 13	H: 0 LOB: 0 BB: 0 P: 17	R: 0 E: 0 K: 0 S: 5	H: 0 LOB: 0 BB: 0 P: 8	R: 0 E: 0 K: 0 S: 9	H: 0 LOB: 1 BB: 1 P: 17	R: 0 E: 0 K: 1 S: 14	H: 0 LOB: 0 BB: 0 P: 20	1B: 4 2B: 1 3B: 0 HR: 1	SF: 0 SAC: 0 DP: 1 HBP: 0	WP: 0 PB: 0 CS: 0	PA: 33					
<b>PITCHER</b>	IP	WLS	BF	H	R	ER	SO	BB	IBB	HBP	BLK	WP	HR	S	P	ERA	WHIP										
52 CC Sabathia, L (1, 1) ERA: 3.67	7.2	W	29	6	3	3	2	1	0	0	0	0	1	75	109	3.52	0.913										
Brian Bruney, R (8, 1) ERA: 2.59	0.1	H	1	0	0	0	0	0	0	0	0	0	0	4	6	0.00	0.000										
42 Mariano Rivera, R (9, 1) ERA: 3.25	1.0	S	3	0	0	0	1	0	0	0	0	0	0	14	20	0.00	0.000										

Batter	1	2	3	4	5	6	7	8	9	AB	R	H	RBI	BB	SO	LOB	BOTTOM										
2 Derek Jeter, R (1, 6) OBP: 0.376, SLG: 0.457										3	0	0	0	1	0	2	<p>Washington Nationals @ New York Yankees Yankee Stadium, Bronx, NY Tue Jun 16 2009, 7:05 PM EDT Att: 44,873 - Partly Cloudy - 63 F</p> <p>AB 31 R 5 H 8 RBI 5 BB 7 SO 2 LOB 19</p>										
19 Ramiro Pena, S (8, 6) OBP: 0.312, SLG: 0.319										1	0	1	1	0	0	0											
18 Johnny Damon, L (1, 7) OBP: 0.356, SLG: 0.523										5	2	1	0	0	0	3											
25 Mark Teixeira, S (1, 3) OBP: 0.388, SLG: 0.618										4	1	1	1	1	0	3											
13 Alex Rodriguez, R (1, 5) OBP: 0.382, SLG: 0.488										3	0	0	0	1	1	2											
24 Robinson Cano, L (1, 4) OBP: 0.339, SLG: 0.504										4	1	4	2	0	0	0											
20 Jorge Posada, S (1, 2) OBP: 0.376, SLG: 0.563										3	0	1	0	1	0	2											
55 Hideki Matsui, L (1, 10) ERA: 4.76										3	0	0	0	1	1	6											
11 Brett Gardner, L (8, PR) OBP: 0.354, SLG: 0.386										0	1	0	0	0	0	0											
33 Nick Swisher, S (1, 9) OBP: 0.389, SLG: 0.513										3	0	0	0	1	0	1											
42 Mariano Rivera, R (9, 1) ERA: 3.81										0	0	0	0	0	0	0											
53 Melky Cabrera, S (1, 8) OBP: 0.342, SLG: 0.440										2	0	0	1	1	0	0											
<b>Inning Stats</b>	R: 0 E: 0 K: 0 S: 8	H: 2 LOB: 2 BB: 1 P: 17	R: 1 E: 0 K: 1 S: 12	H: 1 LOB: 2 BB: 1 P: 19	R: 1 E: 0 K: 1 S: 13	H: 1 LOB: 2 BB: 1 P: 27	R: 0 E: 0 K: 0 S: 8	H: 0 LOB: 1 BB: 1 P: 20	R: 0 E: 0 K: 0 S: 4	H: 0 LOB: 0 BB: 0 P: 8	R: 2 E: 0 K: 1 S: 10	H: 3 LOB: 0 BB: 0 P: 19	R: 1 E: 0 K: 0 S: 12	H: 1 LOB: 2 BB: 2 P: 27	1B: 6 2B: 2 3B: 0 HR: 0	SF: 1 SAC: 0 DP: 0 HBP: 0	WP: 0 PB: 0 CS: 0	PA: 39									
<b>PITCHER</b>	IP	WLS	BF	H	R	ER	SO	BB	IBB	HBP	BLK	WP	HR	S	P	ERA	WHIP										
39 Shairon Martis, R (1, 1) ERA: 4.76	6.0	L	28	4	2	1	1	5	0	0	0	0	0	53	106	1.50	1.500										
41 Ron Villone, L (7, 1) ERA: 1.83	1.0	L	5	3	2	2	1	0	0	0	0	0	0	10	19	18.00	3.000										
54 Mike MacDougal, R (8, 1) ERA: 5.56	0.1	L	4	1	1	1	0	2	0	0	0	0	0	6	17	27.00	9.000										
97 Joe Beimel, L (8, 1) ERA: 3.81	0.2	L	2	0	0	0	0	0	0	0	0	0	0	6	10	0.00	0.000										



Batter	1	2	3	4	5	6	7	8	9	AB	R	H	RBI	BB	SO	LOB	TOP													
15 Cristian Guzman, S (1, 6) OBP: 0.341, SLG: 0.447	G4-3		1B		1B		1B		G4-3	5	1	3	0	0	0	0	<b>Washington Nationals @ New York Yankees</b> Yankee Stadium, Bronx, NY Wed Jun 17 2009, 7:05 PM EDT Att: 46,052 - Cloudy - 62 F													
24 Nick Johnson, L (1, 3) OBP: 0.415, SLG: 0.439	G6-4-3 BB		G5-3		3B		G3			3	0	1	2	1	0	2														
11 Ryan Zimmerman, R (1, 5) OBP: 0.380, SLG: 0.508	G6-4-3			K	G5-3		K			4	0	0	0	0	2	3														
44 Adam Dunn, L (1, 10) OBP: 0.395, SLG: 0.536	L9			HR					K	3	1	1	1	1	1	0														
34 Elijah Dukes, R (1, 9) OBP: 0.315, SLG: 0.442	G5-3			K	FC6-4					3	0	0	0	1	1	2														
4 Cory Patterson, L (1, 8) OBP: 0.111, SLG: 0.111	K				1B				BB	4	0	1	0	0	3	1														
7 Josh Bard, S (1, 2) OBP: 0.282, SLG: 0.347	G6-3				G3				K	4	0	0	0	0	1	3														
22 Willie Harris, L (1, 7) OBP: 0.341, SLG: 0.350	G4-3				1B		F8		G4-3	4	1	1	0	0	0	0														
6 Anderson Hernandez, S (1, 4) OBP: 0.333, SLG: 0.350			K		L6				F8	4	0	0	0	0	1	1														
<b>Inning Stats</b>	R: 0 E: 0 K: 0 S: 11	H: 0 LOB: 0 BB: 1 P: 17	R: 0 E: 0 K: 1 S: 12	H: 0 LOB: 1 BB: 0 P: 18	R: 0 E: 0 K: 1 S: 10	H: 1 LOB: 1 BB: 0 P: 15	R: 1 E: 0 K: 2 S: 10	H: 2 LOB: 1 BB: 0 P: 19	R: 2 E: 0 K: 0 S: 12	H: 3 LOB: 2 BB: 1 P: 22	R: 0 E: 0 K: 1 S: 8	H: 0 LOB: 0 BB: 0 P: 11	R: 0 E: 0 K: 1 S: 8	H: 1 LOB: 1 BB: 0 P: 13	R: 0 E: 0 K: 3 S: 12	H: 0 LOB: 1 BB: 1 P: 18		R: 0 E: 0 K: 0 S: 7	H: 0 LOB: 0 BB: 0 P: 10	1B: 5 2B: 0 3B: 1 HR: 1	SF: 0 SAC: 0 DP: 1 HBP: 0	WP: 1 PB: 0 CS: 2	PA: 37							
<b>PITCHER</b>	IP ERA WLS BF H R ER SO BB IBB HBP BLK WP HR S P ERA WHIP	5.0 12.3 L 23 6 3 3 4 1 1 0 0 1 1 55 91 5.40 1.400	2.0 4.89 7 1 0 0 2 0 0 0 0 0 0 16 24 0.00 0.500	1.1 3.58 5 0 0 0 3 0 0 0 0 0 0 15 23 0.00 0.750	0.2 2.63 2 0 0 0 0 0 0 0 0 0 0 4 5 0.00 0.000	<b>PITCHER</b>										IP ERA WLS BF H R ER SO BB IBB HBP BLK WP HR S P ERA WHIP														
40 Chien-Ming Wang, R (1, 1) ERA: 12.3											5.0	12.3	L	23	6	3	3	4	1	1	0	0	1	1	55	91	5.40	1.400		
65 Phil Hughes, R (6, 1) ERA: 4.89											2.0	4.89	7	1	0	0	2	0	0	0	0	0	0	0	16	24	0.00	0.500		
48 Phil Coke, L (8, 1) ERA: 3.58											1.1	3.58	5	0	0	0	3	0	0	0	0	0	0	0	15	23	0.00	0.750		
91 Alfredo Aceves, R (9, 1) ERA: 2.63											0.2	2.63	2	0	0	0	0	0	0	0	0	0	0	0	4	5	0.00	0.000		
<b>Batter</b>	<b>1</b>	<b>2</b>	<b>3</b>	<b>4</b>	<b>5</b>	<b>6</b>	<b>7</b>	<b>8</b>	<b>9</b>	<b>AB</b>	<b>R</b>	<b>H</b>	<b>RBI</b>	<b>BB</b>	<b>SO</b>	<b>LOB</b>	<b>BOTTOM</b>													
18 Johnny Damon, L (1, 7) OBP: 0.358, SLG: 0.539	G4-3		G4-3				2B		HR	4	1	2	1	0	0	0	<b>Washington Nationals @ New York Yankees</b> Yankee Stadium, Bronx, NY Wed Jun 17 2009, 7:05 PM EDT Att: 46,052 - Cloudy - 62 F													
33 Nick Swisher, S (1, 9) OBP: 0.383, SLG: 0.503	G1-3			L5		K			F7	4	0	0	0	0	1	1														
25 Mark Teixeira, S (1, 3) OBP: 0.389, SLG: 0.614				G6-3						3	0	1	0	1	0	1														
11 Brett Gardner, L (9, PR) OBP: 0.354, SLG: 0.386	BB								1B	0	0	0	0	0	0	0														
13 Alex Rodriguez, R (1, 5) OBP: 0.379, SLG: 0.477	K			G1-3					G5-3	3	0	0	0	1	1	1														
24 Robinson Cano, L (1, 4) OBP: 0.338, SLG: 0.511		G6-3			HR				G4-3	4	1	1	1	0	0	2														
20 Jorge Posada, S (1, 2) OBP: 0.368, SLG: 0.550		G1-3			G4-3				G6-4-3	3	0	0	0	0	0	0														
55 Hideki Matsui, L (1, 10) OBP: 0.345, SLG: 0.477		F7			G3				F7	3	0	0	0	0	0	0														
53 Melky Cabrera, S (1, 8) OBP: 0.337, SLG: 0.432				F9					K	3	0	0	0	0	1	0														
19 Ramiro Pena, S (1, 6) OBP: 0.300, SLG: 0.307				K					L3	3	0	0	0	0	1	0														
<b>Inning Stats</b>	R: 0 E: 0 K: 1 S: 8	H: 0 LOB: 1 BB: 1 P: 14	R: 0 E: 0 K: 0 S: 8	H: 0 LOB: 0 BB: 0 P: 11	R: 0 E: 0 K: 1 S: 11	H: 0 LOB: 0 BB: 0 P: 14	R: 0 E: 0 K: 0 S: 6	H: 0 LOB: 0 BB: 0 P: 11	R: 1 E: 0 K: 0 S: 9	H: 1 LOB: 0 BB: 0 P: 12	R: 0 E: 0 K: 1 S: 11	H: 1 LOB: 1 BB: 0 P: 16	R: 0 E: 0 K: 0 S: 7	H: 0 LOB: 0 BB: 0 P: 13	R: 0 E: 0 K: 1 S: 6	H: 0 LOB: 0 BB: 0 P: 9	R: 1 E: 0 K: 0 S: 15	H: 2 LOB: 2 BB: 1 P: 23	1B: 1 2B: 1 3B: 0 HR: 2	SF: 0 SAC: 0 DP: 1 HBP: 0	WP: 0 PB: 0 CS: 0	PA: 32								
<b>PITCHER</b>	IP ERA WLS BF H R ER SO BB IBB HBP BLK WP HR S P ERA WHIP	8.1 3.38 S 2 4 2 2 4 1 0 0 0 0 0 10 15 0.00 1.500	<b>PITCHER</b>										IP ERA WLS BF H R ER SO BB IBB HBP BLK WP HR S P ERA WHIP																	
31 John Lannan, L (1, 1) ERA: 3.38											8.1	3.38	S	2	4	2	2	4	1	0	0	0	0	0	10	15	0.00	1.500		
54 Mike MacDougal, R (9, 1) ERA: 5.25											0.2	5.25	S	2	0	0	0	0	0	0	0	0	0	0	0	0	10	15	0.00	1.500



Batter	1	2	3	4	5	6	7	8	9	AB	R	H	RBI	BB	SO	LOB	TOP																						
15 Cristian Guzman, S (1, 6) OBP: 0.346, SLG: 0.455										5	1	3	0	0	0	1	Washington Nationals @ New York Yankees Yankee Stadium, Bronx, NY Thu Jun 18 2009, 1:05 PM EDT Att. 45,143 - Overcast - 63 F																						
24 Nick Johnson, L (1, 3) OBP: 0.412, SLG: 0.431										4	0	0	0	1	1	3																							
11 Ryan Zimmerman, R (1, 5) OBP: 0.384, SLG: 0.517										5	2	3	1	0	2	2																							
44 Adam Dunn, L (1, 10) OBP: 0.404, SLG: 0.544										2	0	2	1	2	0	0																							
25 Austin Kearns, R (1, 9) OBP: 0.327, SLG: 0.329										4	0	0	0	0	2	6																							
4 Cory Patterson, L (1, 8) OBP: 0.077, SLG: 0.077										4	0	0	0	0	2	5																							
22 Willie Harris, L (1, 7) OBP: 0.339, SLG: 0.340										3	0	0	0	1	1	1																							
23 Wil Nieves, R (1, 2) OBP: 0.309, SLG: 0.291										2	0	0	1	2	1	0																							
6 Anderson Hernandez, S (1, 4) OBP: 0.326, SLG: 0.341										4	0	0	0	0	1	4																							
<b>Inning Stats</b>	R: 1 H: 3 E: 0 K: 1 S: 9	H: 3 LOB: 1 BB: 0 P: 16	R: 0 H: 0 E: 0 K: 0 S: 4	H: 0 LOB: 0 BB: 0 P: 6	R: 0 H: 1 E: 0 K: 1 S: 7	H: 1 LOB: 0 BB: 0 P: 8	R: 1 H: 1 E: 0 K: 2 S: 16	H: 1 LOB: 3 BB: 1 P: 32	R: 1 H: 2 E: 0 K: 1 S: 15	H: 2 LOB: 2 BB: 0 P: 25	R: 0 H: 0 E: 0 K: 1 S: 9	H: 0 LOB: 0 BB: 0 P: 13	R: 0 H: 0 E: 0 K: 1 S: 7	H: 0 LOB: 0 BB: 0 P: 9	R: 0 H: 1 E: 0 K: 2 S: 9	H: 1 LOB: 1 BB: 0 P: 10	R: 0 H: 0 E: 0 K: 1 S: 12	H: 0 LOB: 2 BB: 2 P: 22	1B: 4 2B: 4 3B: 0 HR: 0	SF: 0 SAC: 0 DP: 1 HBP: 0	WP: 0 PB: 0 CS: 1	PA: 39																	
<b>PITCHER</b>	IP	WLS	BF	H	R	ER	SO	BB	IBB	HBP	BLK	WP	HR	S	P	ERA	WHIP	<b>PITCHER</b>				IP	WLS	BF	H	R	ER	SO	BB	IBB	HBP	BLK	WP	HR	S	P	ERA	WHIP	
62 Joba Chamberlain, R (1, 1) ERA: 3.89	6.0	L	27	7	3	3	6	4	0	0	0	0	0	60	100	4.50	1.833																						
91 Alfredo Aceves, R (7, 1) ERA: 2.54	1.0		3	0	0	0	1	0	0	0	0	0	0	7	9	0.00	0.000																						
48 Phil Coke, L (8, 1) ERA: 3.45	1.0		4	1	0	0	2	0	0	0	0	0	0	9	13	0.00	1.000																						
30 David Robertson, R (9, 1) ERA: 2.08	1.0		5	0	0	0	1	1	1	0	0	0	0	12	22	0.00	1.000																						

Batter	1	2	3	4	5	6	7	8	9	AB	R	H	RBI	BB	SO	LOB	BOTTOM																						
11 Brett Gardner, L (1, 8) OBP: 0.354, SLG: 0.385										3	0	1	0	0	0	0	Washington Nationals @ New York Yankees Yankee Stadium, Bronx, NY Thu Jun 18 2009, 1:05 PM EDT Att. 45,143 - Overcast - 63 F																						
53 Melky Cabrera, S (8, 8)										4	0	0	0	0	2																								
18 Johnny Damon, L (1, 7) OBP: 0.353, SLG: 0.530										4	0	1	0	0	2																								
25 Mark Teixeira, S (1, 3) OBP: 0.387, SLG: 0.608										4	0	1	0	0	2																								
13 Alex Rodriguez, R (1, 5) OBP: 0.370, SLG: 0.462										4	0	0	0	0	1	3																							
24 Robinson Cano, L (1, 4) OBP: 0.340, SLG: 0.511										4	0	2	0	0	0	1																							
33 Nick Swisher, S (1, 9) OBP: 0.385, SLG: 0.507										4	0	2	0	0	0	1																							
55 Hideki Matsui, L (1, 10) OBP: 0.344, SLG: 0.472										4	0	1	0	0	1	2																							
29 Francisco Cervelli, R (1, 2) OBP: 0.300, SLG: 0.322										2	0	0	0	0	1	1																							
20 Jorge Posada, S (7, PH) OBP: 0.373, SLG: 0.550										0	0	0	0	1	0	0																							
19 Ramiro Pena, S (1, 6) OBP: 0.293, SLG: 0.299										2	0	0	0	0	0	1																							
2 Derek Jeter, R (7, PH) OBP: 0.375, SLG: 0.456										1	0	0	0	0	0	3																							
<b>Inning Stats</b>	R: 0 H: 1 E: 0 K: 1 S: 8	H: 1 LOB: 1 BB: 0 P: 14	R: 0 H: 0 E: 0 K: 0 S: 4	H: 0 LOB: 0 BB: 0 P: 5	R: 0 H: 0 E: 0 K: 0 S: 6	H: 0 LOB: 0 BB: 0 P: 9	R: 0 H: 1 E: 0 K: 0 S: 7	H: 1 LOB: 1 BB: 0 P: 12	R: 0 H: 2 E: 0 K: 1 S: 8	H: 2 LOB: 3 BB: 0 P: 13	R: 0 H: 0 E: 0 K: 0 S: 6	H: 0 LOB: 0 BB: 0 P: 9	R: 0 H: 2 E: 0 K: 1 S: 22	H: 2 LOB: 3 BB: 1 P: 35	R: 0 H: 0 E: 0 K: 0 S: 9	H: 0 LOB: 1 BB: 1 P: 15	R: 0 H: 1 E: 0 K: 0 S: 7	H: 1 LOB: 0 BB: 0 P: 11	1B: 6 2B: 1 3B: 0 HR: 0	SF: 0 SAC: 0 DP: 1 HBP: 0	WP: 0 PB: 0 CS: 0	PA: 34																	
<b>PITCHER</b>	IP	WLS	BF	H	R	ER	SO	BB	IBB	HBP	BLK	WP	HR	S	P	ERA	WHIP	<b>PITCHER</b>				IP	WLS	BF	H	R	ER	SO	BB	IBB	HBP	BLK	WP	HR	S	P	ERA	WHIP	
35 Craig Stammen, R (1, 1) ERA: 4.76	0.1	H	2	0	0	0	1	1	0	0	0	0	0	4	10	0.00	3.000																						
41 Ron Villone, L (7, 1) ERA: 1.8	0.1	H	1	0	0	0	0	0	0	0	0	0	0	4	5	0.00	0.000																						
50 Julian Tavares, R (7, 1) ERA: 4.21	1.0	H	4	0	0	0	0	1	0	0	0	0	0	9	15	0.00	1.000																						
97 Joe Beimel, L (8, 1) ERA: 3.67	1.0	S	3	1	0	0	0	0	0	0	0	0	0	7	11	0.00	1.000																						
54 Mike MacDougal, R (9, 1) ERA: 4.85	1.0	S	3	1	0	0	0	0	0	0	0	0	0	7	11	0.00	1.000																						









Batter	1	2	3	4	5	6	7	8	9	10	11	12	AB	R	H	RBI	BB	SO	LOB	TOP
19 Marco Sutoro, R OBP: 0.397, SLG: 0.428	F9		P3		F7			SH1-3				K	4	0	0	0	1	1	2	
2 Aaron Hill, R OBP: 0.342, SLG: 0.482	BB		G6-3			L9		FC5-4 10 PB 33 1B		FC5-4 10 36-4-3		L5	5	1	1	1	1	0	2	
10 Vernon Wells, R OBP: 0.303, SLG: 0.381	K				F8		HR	P6		G6-4-3			5	1	1	1	0	1	3	
33 Scott Rolen, R OBP: 0.390, SLG: 0.471	F9				26 1B		L3	26 1B				K	5	0	2	1	0	1	1	
26 Adam Lind, L OBP: 0.372, SLG: 0.543		G4-3			15 54-6-3 1B		F8					15 BB	4	0	2	0	1	0	0	
15 Alex Rios, R OBP: 0.330, SLG: 0.444		G5-3			G4-6-3		L4					K	4	0	0	0	0	1	4	
57 Shawn Camp, R ERA: 5.93								K					0	0	0	0	0	0	0	
35 Lyle Overbay, L OBP: 0.394, SLG: 0.521													1	0	0	0	0	1	1	
15 Kevin Millar, R OBP: 0.318, SLG: 0.388		G6-3					F9			G6-3			4	0	1	0	1	0	0	
48 Scott Richmond, R ERA: 3.79							F8			G6-3		BB	0	0	0	0	0	0	0	
13 Raul Chavez, R OBP: 0.263, SLG: 0.368							F8			G6-3		F8	5	0	1	0	0	0	3	
27 Brett Cecil, R ERA: 4.76												F8	2	0	0	0	0	2	2	
19 José Bautista, R OBP: 0.391, SLG: 0.354										G4-3			1	1	1	0	0	0	0	
52 B.J. Ryan, L ERA: 5.5													0	0	0	0	0	0	0	
1 Joe Inglett, L OBP: 0.231, SLG: 0.167													2	0	0	0	0	0	2	
<b>Inning Stats</b>	R: 0 E: 0 K: 1 S: 9	H: 0 LOB: 1 BB: 1 P: 16	R: 0 E: 0 K: 5 S: 13	H: 0 LOB: 0 BB: 0 P: 21	R: 0 E: 0 K: 1 S: 11	H: 1 LOB: 1 BB: 0 P: 17	R: 0 E: 0 K: 0 S: 5	H: 2 LOB: 1 BB: 0 P: 8	R: 0 E: 0 K: 1 S: 8	H: 1 LOB: 1 BB: 0 P: 7	R: 0 E: 0 K: 0 S: 9	H: 0 LOB: 0 BB: 1 P: 10	R: 0 E: 0 K: 1 S: 10	H: 0 LOB: 2 BB: 2 P: 26	R: 0 E: 0 K: 1 S: 10	H: 0 LOB: 0 BB: 0 P: 16	1B: 8 2B: 0 3B: 0 HR: 1	SF: 0 SAC: 1 DP: 2 HBP: 0	WP: 1 PB: 1 SB: 0 CS: 0	PA: 47
<b>PITCHER</b>	IP WLS BF H R ER SO BB IBB HBP BLK WP HR S P ERA WHIP	48 Ross Detwiler, L ERA: 4.76	32 Kip Wells, R ERA: 6.38	38 Joel Hanrahan, R ERA: 5.93	54 Mike MacDougal, R ERA: 4.2	43 Jesus Colome, R ERA: 6.57	<b>PITCHER</b>	IP WLS BF H R ER SO BB IBB HBP BLK WP HR S P ERA WHIP	50 Julian Tavares, R ERA: 3.81	19 José Bautista, R OBP: 0.391, SLG: 0.354	52 B.J. Ryan, L ERA: 5.5	19 Marco Sutoro, R OBP: 0.397, SLG: 0.428	27 Brett Cecil, R ERA: 4.76	13 Raul Chavez, R OBP: 0.263, SLG: 0.368	15 Alex Rios, R OBP: 0.330, SLG: 0.444	35 Lyle Overbay, L OBP: 0.394, SLG: 0.521	10 Vernon Wells, R OBP: 0.303, SLG: 0.381	26 Adam Lind, L OBP: 0.372, SLG: 0.543	15 Kevin Millar, R OBP: 0.318, SLG: 0.388	48 Scott Richmond, R ERA: 3.79

Toronto Blue Jays @ Washington Nationals  
Nationals Park, Washington, DC  
Sat Jun 20 2009, 7:05 PM EDT  
Att. 22,142 - Partly Cloudy - 84 F


AB	42
R	3
H	9
RBI	3
BB	4
SO	7
LOB	18



Batter	1	2	3	4	5	6	7	8	9	10	11	12	AB	R	H	RBI	BB	SO	LOB	BOTTOM						
15 Cristian Guzman, S OBP: 0.349, SLG: 0.457	G6-4-3 11 BB 24		G5-3			24 2B		SH1-3		G3-1			4	1	2	0	0	0	0							
24 Nick Johnson, L OBP: 0.427, SLG: 0.448	BB 11 G6-4-3				34 FC5-4 1B	44 G6-3 34 2B		G6-3		G1			4	1	2	1	1	0	1							
11 Ryan Zimmerman, R OBP: 0.373, SLG: 0.498	G6-4-3				L9			F8				K	5	0	0	0	0	2	5							
44 Adam Dunn, L OBP: 0.399, SLG: 0.530	F7				K			G6-3				F9	5	0	0	0	0	2	3							
34 Elijah Dukes, R OBP: 0.311, SLG: 0.437					FC5-4					K		G5-3	5	0	2	1	0	1	1							
12 Alberto Gonzalez, R OBP: 0.364, SLG: 0.446	P3				G4-3								5	1	3	0	0	0	1							
22 Willie Harris, L OBP: 0.350, SLG: 0.386								G4-6-3				HR	4	2	2	2	1	1	2							
23 Wil Neives, R OBP: 0.299, SLG: 0.284													2	0	0	1	0	0	0							
6 Anderson Hernandez, S OBP: 0.332, SLG: 0.339													1	0	0	0	0	0	2							
7 Josh Bard, S OBP: 0.277, SLG: 0.329													0	0	0	0	0	0	0							
48 Ross Detwiler, R ERA: 4.76													2	0	0	0	0	1	0							
38 Joel Hanrahan, R ERA: 5.93													0	0	0	0	0	0	0							
16 Josh Willingham, R ERA: 5.5													0	0	0	0	1	0	0							
54 Mike MacDougal, S ERA: 4.2													0	0	0	0	0	0	0							
29 Austin Kearns, R ERA: 3.41													1	0	0	0	0	0	0							
43 Jesus Colome, R ERA: 6.57													0	0	0	0	0	0	0							
50 Julian Tavares, L ERA: 3.81													0	0	0	0	0	0	0							
<b>Inning Stats</b>	R: 0 E: 0 K: 0 S: 11	H: 1 LOB: 1 BB: 1 P: 17	R: 0 E: 0 K: 1 S: 12	H: 1 LOB: 1 BB: 0 P: 17	R: 0 E: 0 K: 0 S: 10	H: 0 LOB: 0 BB: 0 P: 7	R: 0 E: 0 K: 2 S: 13	H: 1 LOB: 1 BB: 0 P: 20	R: 1 E: 0 K: 1 S: 10	H: 1 LOB: 0 BB: 0 P: 18	R: 2 E: 0 K: 0 S: 10	H: 3 LOB: 1 BB: 1 P: 14	R: 0 E: 0 K: 0 S: 6	H: 1 LOB: 1 BB: 1 P: 12	R: 0 E: 0 K: 1 S: 7	H: 0 LOB: 0 BB: 0 P: 11	R: 0 E: 0 K: 2 S: 12	H: 1 LOB: 2 BB: 1 P: 19	R: 0 E: 0 K: 0 S: 6	H: 0 LOB: 0 BB: 0 P: 7	R: 0 E: 0 K: 1 S: 7	H: 0 LOB: 0 BB: 0 P: 11	1B: 6 2B: 5 3B: 0 HR: 1	SF: 1 SAC: 1 DP: 3 HBP: 0	WP: 0 PB: 0 SB: 1 CS: 1	PA: 43
<b>PITCHER</b>	IP WLS BF H R ER SO BB IBB HBP BLK WP HR S P ERA WHIP	27 Brett Cecil, L ERA: 4.76	52 B.J. Ryan, L ERA: 5.5	57 Shawn Camp, R ERA: 5.5	48 Scott Richmond, R ERA: 3.79	<b>PITCHER</b>	IP WLS BF H R ER SO BB IBB HBP BLK WP HR S P ERA WHIP	50 Julian Tavares, R ERA: 3.81	19 José Bautista, R OBP: 0.391, SLG: 0.354	52 B.J. Ryan, L ERA: 5.5	19 Marco Sutoro, R OBP: 0.397, SLG: 0.428	27 Brett Cecil, R ERA: 4.76	13 Raul Chavez, R OBP: 0.263, SLG: 0.368	15 Alex Rios, R OBP: 0.330, SLG: 0.444	35 Lyle Overbay, L OBP: 0.394, SLG: 0.521	10 Vernon Wells, R OBP: 0.303, SLG: 0.381	26 Adam Lind, L OBP: 0.372, SLG: 0.543	15 Kevin Millar, R OBP: 0.318, SLG: 0.388	48 Scott Richmond, R ERA: 3.79							

Toronto Blue Jays @ Washington Nationals  
Nationals Park, Washington, DC  
Sat Jun 20 2009, 7:05 PM EDT  
Att. 22,142 - Partly Cloudy - 84 F

AB	38
R	5
H	11
RBI	5
BB	3
SO	7
LOB	15





Batter	1	2	3	4	5	6	7	8	9	AB	R	H	RBI	BB	SO	LOB	TOP								
19 Marco Scutaro, R OBP: 0.400, SLG: 0.431										5	1	3	0	0	1	1									
2 Aaron Hill, R OBP: 0.335, SLG: 0.477										5	0	1	0	0	0	3									
10 Vernon Wells, R OBP: 0.304, SLG: 0.383										4	1	1	1	1	1	2									
33 Scott Rolen, R OBP: 0.394, SLG: 0.471										4	2	2	0	0	0	2									
26 Adam Lind, L OBP: 0.376, SLG: 0.539										2	2	0	0	3	0	2									
15 Alex Rios, R OBP: 0.331, SLG: 0.447											5	2	2	3	0	1	2								
35 Lyle Overbay, L OBP: 0.399, SLG: 0.540											5	1	3	5	0	0	0								
20 Rod Barajas, R OBP: 0.307, SLG: 0.423											5	0	0	0	0	2									
24 Ricky Romero, R 8 Russ Adams, L 49 Jeremy Accardo, R 22 Brandon League, R 39 Jesse Carlson, L 54 Jason Frasor, R										3	0	0	0	0	1	0									
<b>Inning Stats</b>	R: 4 H: 4 E: 0 K: 0 S: 21	H: 4 LOB: 2 BB: 2 P: 38	R: 1 H: 2 E: 0 K: 1 S: 10	H: 1 LOB: 0 BB: 0 P: 16	R: 1 H: 1 E: 0 K: 0 S: 8	H: 1 LOB: 0 BB: 0 P: 10	R: 0 H: 1 E: 0 K: 0 S: 8	H: 1 LOB: 1 BB: 0 P: 12	R: 0 H: 0 E: 0 K: 1 S: 9	H: 0 LOB: 0 BB: 0 P: 14	R: 0 H: 0 E: 0 K: 1 S: 9	H: 0 LOB: 0 BB: 0 P: 11	R: 0 H: 1 E: 0 K: 2 S: 12	H: 1 LOB: 2 BB: 1 P: 22	R: 0 H: 1 E: 0 K: 0 S: 7	H: 1 LOB: 1 BB: 0 P: 11	R: 3 H: 3 E: 0 K: 0 S: 21	H: 3 LOB: 1 BB: 1 P: 36	1B: 10 2B: 3 3B: 0 HR: 1	SF: 0 SAC: 0 DP: 1 HBP: 1	WP: 1 PB: 0 CS: 0	PA: 44			
<b>PITCHER</b>	IP WLS BF H R ER SO BB IBB HBP BLK WP HR S P ERA WHIP	IP WLS BF H R ER SO BB IBB HBP BLK WP HR S P ERA WHIP	IP WLS BF H R ER SO BB IBB HBP BLK WP HR S P ERA WHIP	IP WLS BF H R ER SO BB IBB HBP BLK WP HR S P ERA WHIP	IP WLS BF H R ER SO BB IBB HBP BLK WP HR S P ERA WHIP	IP WLS BF H R ER SO BB IBB HBP BLK WP HR S P ERA WHIP	IP WLS BF H R ER SO BB IBB HBP BLK WP HR S P ERA WHIP	IP WLS BF H R ER SO BB IBB HBP BLK WP HR S P ERA WHIP	IP WLS BF H R ER SO BB IBB HBP BLK WP HR S P ERA WHIP	IP WLS BF H R ER SO BB IBB HBP BLK WP HR S P ERA WHIP	IP WLS BF H R ER SO BB IBB HBP BLK WP HR S P ERA WHIP	IP WLS BF H R ER SO BB IBB HBP BLK WP HR S P ERA WHIP	IP WLS BF H R ER SO BB IBB HBP BLK WP HR S P ERA WHIP	IP WLS BF H R ER SO BB IBB HBP BLK WP HR S P ERA WHIP	IP WLS BF H R ER SO BB IBB HBP BLK WP HR S P ERA WHIP	IP WLS BF H R ER SO BB IBB HBP BLK WP HR S P ERA WHIP	IP WLS BF H R ER SO BB IBB HBP BLK WP HR S P ERA WHIP	IP WLS BF H R ER SO BB IBB HBP BLK WP HR S P ERA WHIP	IP WLS BF H R ER SO BB IBB HBP BLK WP HR S P ERA WHIP	IP WLS BF H R ER SO BB IBB HBP BLK WP HR S P ERA WHIP	IP WLS BF H R ER SO BB IBB HBP BLK WP HR S P ERA WHIP	IP WLS BF H R ER SO BB IBB HBP BLK WP HR S P ERA WHIP	IP WLS BF H R ER SO BB IBB HBP BLK WP HR S P ERA WHIP	IP WLS BF H R ER SO BB IBB HBP BLK WP HR S P ERA WHIP	
15 Cristian Guzman, S OBP: 0.350, SLG: 0.456										5	0	2	0	0	1	1									
24 Nick Johnson, L OBP: 0.430, SLG: 0.453										4	0	2	0	1	0	3									
11 Ryan Zimmerman, R OBP: 0.367, SLG: 0.489											5	0	0	0	0	2	6								
44 Adam Dunn, L OBP: 0.402, SLG: 0.529											4	0	2	1	1	3									
25 Austin Kearns, R 38 Joel Hanrahan, R											2	0	0	0	1	0	2								
34 Elijah Dukes, R OBP: 0.309, SLG: 0.434											1	0	0	0	0	0	2								
12 Alberto Gonzalez, R OBP: 0.376, SLG: 0.439										4	1	1	0	0	1	5									
22 Willie Harris, L OBP: 0.348, SLG: 0.390										4	1	1	0	0	1	2									
7 Josh Bard, S OBP: 0.299, SLG: 0.363											1	0	0	0	0	0	0								
39 Shairon Martis, R 43 Jesus Colome, R											1	0	0	0	0	0	0								
10 Ronnie Belliard, R 32 Kip Wells, R											1	0	0	0	0	0	0								
16 Josh Willingham, R OBP: 0.387, SLG: 0.532											1	1	1	1	0	0	0								
<b>Inning Stats</b>	R: 0 H: 1 E: 0 K: 2 S: 12	H: 1 LOB: 2 BB: 1 P: 21	R: 2 H: 3 E: 0 K: 1 S: 14	H: 3 LOB: 0 BB: 0 P: 19	R: 0 H: 1 E: 0 K: 0 S: 13	H: 1 LOB: 2 BB: 0 P: 18	R: 0 H: 0 E: 0 K: 0 S: 6	H: 0 LOB: 0 BB: 0 P: 9	R: 0 H: 1 E: 0 K: 1 S: 10	H: 1 LOB: 2 BB: 2 P: 19	R: 0 H: 0 E: 0 K: 1 S: 8	H: 0 LOB: 0 BB: 0 P: 15	R: 0 H: 1 E: 0 K: 2 S: 13	H: 1 LOB: 1 BB: 0 P: 17	R: 0 H: 0 E: 0 K: 1 S: 7	H: 0 LOB: 0 BB: 0 P: 10	R: 2 H: 4 E: 0 K: 0 S: 17	H: 4 LOB: 2 BB: 0 P: 23	1B: 8 2B: 4 3B: 0 HR: 0	SF: 0 SAC: 1 DP: 2 HBP: 1	WP: 0 PB: 0 CS: 0	PA: 41			
<b>PITCHER</b>	IP WLS BF H R ER SO BB IBB HBP BLK WP HR S P ERA WHIP	IP WLS BF H R ER SO BB IBB HBP BLK WP HR S P ERA WHIP	IP WLS BF H R ER SO BB IBB HBP BLK WP HR S P ERA WHIP	IP WLS BF H R ER SO BB IBB HBP BLK WP HR S P ERA WHIP	IP WLS BF H R ER SO BB IBB HBP BLK WP HR S P ERA WHIP	IP WLS BF H R ER SO BB IBB HBP BLK WP HR S P ERA WHIP	IP WLS BF H R ER SO BB IBB HBP BLK WP HR S P ERA WHIP	IP WLS BF H R ER SO BB IBB HBP BLK WP HR S P ERA WHIP	IP WLS BF H R ER SO BB IBB HBP BLK WP HR S P ERA WHIP	IP WLS BF H R ER SO BB IBB HBP BLK WP HR S P ERA WHIP	IP WLS BF H R ER SO BB IBB HBP BLK WP HR S P ERA WHIP	IP WLS BF H R ER SO BB IBB HBP BLK WP HR S P ERA WHIP	IP WLS BF H R ER SO BB IBB HBP BLK WP HR S P ERA WHIP	IP WLS BF H R ER SO BB IBB HBP BLK WP HR S P ERA WHIP	IP WLS BF H R ER SO BB IBB HBP BLK WP HR S P ERA WHIP	IP WLS BF H R ER SO BB IBB HBP BLK WP HR S P ERA WHIP	IP WLS BF H R ER SO BB IBB HBP BLK WP HR S P ERA WHIP	IP WLS BF H R ER SO BB IBB HBP BLK WP HR S P ERA WHIP	IP WLS BF H R ER SO BB IBB HBP BLK WP HR S P ERA WHIP	IP WLS BF H R ER SO BB IBB HBP BLK WP HR S P ERA WHIP	IP WLS BF H R ER SO BB IBB HBP BLK WP HR S P ERA WHIP	IP WLS BF H R ER SO BB IBB HBP BLK WP HR S P ERA WHIP	IP WLS BF H R ER SO BB IBB HBP BLK WP HR S P ERA WHIP	IP WLS BF H R ER SO BB IBB HBP BLK WP HR S P ERA WHIP	IP WLS BF H R ER SO BB IBB HBP BLK WP HR S P ERA WHIP
24 Ricky Romero, L ERA: 3.59	0.1	1	0	0	0	0	0	0	0	0	0	0	0	0	0	0									
49 Jeremy Accardo, R ERA: 5.74	0.2	2	0	0	0	1	0	0	0	0	0	0	0	0	0	0									
22 Brandon League, R ERA: 5.18	0.2	6	4	2	2	0	0	0	0	0	0	0	0	0	0	0									
39 Jesse Carlson, L ERA: 5.18	0.2	6	4	2	2	0	0	0	0	0	0	0	0	0	0	0									
54 Jason Frasor, R ERA: 2.19	0.1	1	0	0	0	0	0	0	0	0	0	0	0	0	0	0									


Toronto Blue Jays @ Washington Nationals  
Nationals Park, Washington, DC  
Sun Jun 21 2009, 1:35 PM EDT  
Att: 26,610 - Cloudy - 75 F

AB	39
R	9
H	13
RBI	9
BB	4
SO	4
LOB	14



Toronto Blue Jays @ Washington Nationals  
Nationals Park, Washington, DC  
Sun Jun 21 2009, 1:35 PM EDT  
Att: 26,610 - Cloudy - 75 F

AB	36
R	4
H	12
RBI	4
BB	3
SO	7
LOB	25













Batter	1	2	3	4	5	6	7	8	9	AB	R	H	RBI	BB	SO	LOB	TOP					
15 Dustin Pedroia, R (1,4) OBP: 0.372, SLG: 0.382										4	0	0	0	0	2	0	<b>Boston Red Sox @ Washington Nationals</b> Nationals Park, Washington, DC Thu Jun 25 2009, 7:05 PM EDT Att: 41,985 - Partly Cloudy - 88 F					
7 J.D. Drew, L (1,9) OBP: 0.390, SLG: 0.481										4	1	2	0	0	0	0						
44 Jason Bay, R (1,7) 11 Mark Kotsay, L (6,PH) OBP: 0.290, SLG: 0.400										3	0	1	0	0	0	1						
34 David Ortiz, L (1,3) OBP: 0.309, SLG: 0.381										3	0	0	1	0	1	1						
25 Mike Lowell, R (1,5) 23 Julio Lugo, R (8,6) OBP: 0.375, SLG: 0.402										3	0	0	0	0	0	1						
33 Jason Varitek, S (1,2) 16 George Kottaras, L (7,2) OBP: 0.326, SLG: 0.484										2	0	1	0	1	0	0						
2 Jacoby Ellsbury, L (1,8) 5 Rocco Baldelli, R (8,8) OBP: 0.351, SLG: 0.500										3	0	1	0	0	0	1						
22 Nick Green, R (1,6) OBP: 0.337, SLG: 0.438										4	0	0	0	0	2	3						
29 John Smoltz, R (1,1) 51 Daniel Bard, R (6,1) 20 Kevin Youkilis, R (7,PH) 24 Takashi Saito, L (7,1) 56 Ramon E Ramirez, R (8,1)											2	0	0	0	0	2		0				
<b>Inning Stats</b>	R: 0 E: 0 K: 1 S: 9	H: 0 LOB: 0 BB: 0 P: 12	R: 0 E: 0 K: 0 S: 11	H: 2 LOB: 2 BB: 0 P: 13	R: 0 E: 0 K: 2 S: 20	H: 1 LOB: 1 BB: 0 P: 29	R: 0 E: 0 K: 1 S: 9	H: 0 LOB: 0 BB: 0 P: 12	R: 0 E: 0 K: 1 S: 9	H: 0 LOB: 0 BB: 0 P: 11	R: 1 E: 0 K: 0 S: 11	H: 2 LOB: 1 BB: 0 P: 17	R: 0 E: 0 K: 1 S: 8	H: 0 LOB: 1 BB: 1 P: 15	R: 0 E: 0 K: 0 S: 6	H: 1 LOB: 1 BB: 0 P: 12		R: 2 E: 0 K: 2 S: 13	H: 2 LOB: 0 BB: 0 P: 20	1B: 6 2B: 1 HR: 1	SF: 1 SAC: 0 DP: 0 HBP: 0	WP: 0 PB: 0 SB: 1 CS: 0
<b>PITCHER</b>	IP WLS BF H R ER SO BB IBB HBP BLK WP HR S P ERA WHIP	7.0 W 27 5 1 1 6 1 0 0 0 0 0 0 77 109 1.29 0.857	2.0 9 3 2 2 2 0 0 0 0 0 0 1 19 32 9.00 1.500																			

AB	34
R	3
H	8
RBI	3
BB	1
SO	8
LOB	9



Batter	1	2	3	4	5	6	7	8	9	AB	R	H	RBI	BB	SO	LOB	BOTTOM			
15 Cristian Guzman, S (1,6) 12 Alberto Gonzalez, R (8,6) OBP: 0.354, SLG: 0.460										4	0	1	2	0	0	0	<b>Boston Red Sox @ Washington Nationals</b> Nationals Park, Washington, DC Thu Jun 25 2009, 7:05 PM EDT Att: 41,985 - Partly Cloudy - 88 F			
24 Nick Johnson, L (1,3) 34 Elijah Dukes, R (2,9) OBP: 0.418, SLG: 0.437										0	1	0	0	0	0	0				
11 Ryan Zimmerman, R (1,5) OBP: 0.368, SLG: 0.490										5	1	1	0	0	1	3				
44 Adam Dunn, L (1,7) OBP: 0.399, SLG: 0.520											4	1	0	0	1	3				
16 Josh Willingham, R (1,9) OBP: 0.389, SLG: 0.522											4	2	2	1	0	1				
7 Josh Bard, S (1,2) OBP: 0.330, SLG: 0.404											4	1	3	2	0	1				
22 Willie Harris, L (1,8) OBP: 0.351, SLG: 0.415											4	2	3	2	0	3				
6 Anderson Hernandez, S (1,4) OBP: 0.330, SLG: 0.333											3	1	1	2	1	0				
27 Jordan Zimmermann, R (1,1) 10 Ronnie Belliard, R (7,PH) 36 Tyler Clippard, R (8,1)											2	0	0	0	0	1				
<b>Inning Stats</b>	R: 4 E: 0 K: 1 S: 21	H: 4 LOB: 2 BB: 1 P: 34	R: 0 E: 0 K: 0 S: 7	H: 0 LOB: 0 BB: 0 P: 10	R: 1 E: 0 K: 1 S: 18	H: 3 LOB: 2 BB: 0 P: 25	R: 0 E: 0 K: 0 S: 7	H: 0 LOB: 0 BB: 0 P: 10	R: 0 E: 0 K: 3 S: 9	H: 0 LOB: 0 BB: 0 P: 13	R: 2 E: 1 K: 1 S: 16	H: 2 LOB: 2 BB: 1 P: 32	R: 2 E: 0 K: 1 S: 16	H: 2 LOB: 0 BB: 0 P: 24	R: 0 E: 1 K: 1 S: 9	H: 0 LOB: 1 BB: 0 P: 15		1B: 7 2B: 3 3B: 0 HR: 1	SF: 0 SAC: 1 DP: 0 HBP: 1	WP: 1 PB: 0 SB: 0 CS: 0
<b>PITCHER</b>	IP WLS BF H R ER SO BB IBB HBP BLK WP HR S P ERA WHIP	5.0 L 24 7 5 5 5 1 0 0 0 0 1 0 16 32 18.00 3.000	1.0 7 2 2 2 1 1 0 0 0 0 0 1 16 24 18.00 2.000	1.0 4 0 0 0 1 0 0 0 0 0 0 9 15 0.00 0.000																

AB	36
R	9
H	11
RBI	9
BB	2
SO	8
LOB	18





Batter	1	2	3	4	5	6	7	8	9	AB	R	H	RBI	BB	SO	LOB	TOP				
15 Cristian Guzman, S OBP: 0.351, SLG: 0.455										5	0	1	0	0	2	1	<p>Washington Nationals @ Baltimore Orioles Oriole Park at Camden Yards, Baltimore, MD</p> <p>Fri Jun 26 2009, 7:05 PM EDT Att: 45,024 - Cloudy - 87 F</p> <p>livebaseballscorecards.com</p>				
24 Nick Johnson, L OBP: 0.417, SLG: 0.431										3	0	0	0	0	0	1					
11 Ryan Zimmerman, R OBP: 0.389, SLG: 0.489										3	0	1	0	0	1	1					
12 Alberto Gonzalez, R OBP: 0.389, SLG: 0.435										1	0	1	0	0	0	0					
44 Adam Dunn, L OBP: 0.394, SLG: 0.512										4	0	0	0	0	2	3					
16 Josh Willingham, R OBP: 0.392, SLG: 0.518										3	1	1	0	1	1	0					
34 Elijah Dukes, R OBP: 0.305, SLG: 0.419										4	0	1	0	0	1	3					
7 Josh Bard, S OBP: 0.347, SLG: 0.413										3	0	2	1	1	0	0					
22 Willie Harris, L OBP: 0.348, SLG: 0.406										3	0	0	0	1	1	2					
6 Anderson Hernandez, S OBP: 0.324, SLG: 0.326										4	0	0	0	0	0	4					
<b>Inning Stats</b>	R: 0 E: 0 K: 1 S: 8	H: 0 LOB: 0 BB: 0 P: 10	R: 1 E: 0 K: 0 S: 14	H: 3 LOB: 2 BB: 1 P: 28	R: 0 E: 0 K: 1 S: 8	H: 1 LOB: 1 BB: 0 P: 12	R: 0 E: 0 K: 1 S: 10	H: 0 LOB: 1 BB: 0 P: 20	R: 0 E: 0 K: 1 S: 11	H: 0 LOB: 1 BB: 0 P: 16	R: 0 E: 0 K: 1 S: 14	H: 1 LOB: 3 BB: 1 P: 25	R: 0 E: 0 K: 2 S: 15	H: 2 LOB: 3 BB: 1 P: 25	R: 0 E: 1 K: 1 S: 10	H: 0 LOB: 1 BB: 0 P: 13	1B: 7 2B: 0 3B: 0 HR: 0	SF: 0 SAC: 0 DP: 1 HBP: 1	WP: 0 PB: 0 SB: 0 CS: 0	PA: 37	
<b>PITCHER</b>	IP WLS BF H R ER SO BB IBB HBP BLK WP HR S P ERA WHIP	IP WLS BF H R ER SO BB IBB HBP BLK WP HR S P ERA WHIP	IP WLS BF H R ER SO BB IBB HBP BLK WP HR S P ERA WHIP	IP WLS BF H R ER SO BB IBB HBP BLK WP HR S P ERA WHIP	IP WLS BF H R ER SO BB IBB HBP BLK WP HR S P ERA WHIP	IP WLS BF H R ER SO BB IBB HBP BLK WP HR S P ERA WHIP	IP WLS BF H R ER SO BB IBB HBP BLK WP HR S P ERA WHIP	IP WLS BF H R ER SO BB IBB HBP BLK WP HR S P ERA WHIP	IP WLS BF H R ER SO BB IBB HBP BLK WP HR S P ERA WHIP	IP WLS BF H R ER SO BB IBB HBP BLK WP HR S P ERA WHIP	IP WLS BF H R ER SO BB IBB HBP BLK WP HR S P ERA WHIP	IP WLS BF H R ER SO BB IBB HBP BLK WP HR S P ERA WHIP	IP WLS BF H R ER SO BB IBB HBP BLK WP HR S P ERA WHIP	IP WLS BF H R ER SO BB IBB HBP BLK WP HR S P ERA WHIP	IP WLS BF H R ER SO BB IBB HBP BLK WP HR S P ERA WHIP	IP WLS BF H R ER SO BB IBB HBP BLK WP HR S P ERA WHIP	IP WLS BF H R ER SO BB IBB HBP BLK WP HR S P ERA WHIP	IP WLS BF H R ER SO BB IBB HBP BLK WP HR S P ERA WHIP	IP WLS BF H R ER SO BB IBB HBP BLK WP HR S P ERA WHIP	IP WLS BF H R ER SO BB IBB HBP BLK WP HR S P ERA WHIP	IP WLS BF H R ER SO BB IBB HBP BLK WP HR S P ERA WHIP



Batter	1	2	3	4	5	6	7	8	9	AB	R	H	RBI	BB	SO	LOB	BOTTOM				
1 Brian Roberts, S OBP: 0.358, SLG: 0.452										4	1	0	0	1	3	2	<p>Washington Nationals @ Baltimore Orioles Oriole Park at Camden Yards, Baltimore, MD</p> <p>Fri Jun 26 2009, 7:05 PM EDT Att: 45,024 - Cloudy - 87 F</p> <p>livebaseballscorecards.com</p>				
Adam Jones, R OBP: 0.360, SLG: 0.521										5	2	3	1	0	0	0					
21 Nick Markakis, L OBP: 0.364, SLG: 0.467										5	1	3	1	0	1	1					
17 Aubrey Huff, L OBP: 0.334, SLG: 0.444										4	2	2	3	0	0	1					
14 Nolan Reimold, R OBP: 0.370, SLG: 0.533										4	2	3	0	1	0	1					
30 Luke Scott, L OBP: 0.373, SLG: 0.556										5	1	2	1	0	0	3					
6 Melvin Mora, R OBP: 0.336, SLG: 0.338										3	1	2	4	0	0	0					
26 Oscar Salazar, R OBP: 0.389, SLG: 0.389										1	0	0	0	0	0	1					
32 Matt Wieters, S OBP: 0.300, SLG: 0.405										2	0	0	0	2	1	3					
12 Robert Andino, R OBP: 0.272, SLG: 0.306										4	1	1	0	0	0	4					
<b>Inning Stats</b>	R: 1 E: 0 K: 1 S: 15	H: 2 LOB: 1 BB: 0 P: 19	R: 0 E: 0 K: 0 S: 10	H: 0 LOB: 1 BB: 1 P: 19	R: 0 E: 0 K: 2 S: 8	H: 0 LOB: 0 BB: 0 P: 12	R: 2 E: 1 K: 0 S: 12	H: 4 LOB: 2 BB: 1 P: 23	R: 0 E: 0 K: 0 S: 8	H: 1 LOB: 0 BB: 0 P: 14	R: 3 E: 1 K: 1 S: 34	H: 7 LOB: 2 BB: 2 P: 57	R: 0 E: 0 K: 1 S: 10	H: 1 LOB: 1 BB: 0 P: 15	R: 0 E: 0 K: 0 S: 8	H: 1 LOB: 1 BB: 0 P: 13	1B: 12 2B: 3 3B: 1 HR: 0	SF: 2 SAC: 0 DP: 2 HBP: 0	WP: 0 PB: 0 SB: 0 CS: 0	PA: 43	
<b>PITCHER</b>	IP WLS BF H R ER SO BB IBB HBP BLK WP HR S P ERA WHIP	IP WLS BF H R ER SO BB IBB HBP BLK WP HR S P ERA WHIP	IP WLS BF H R ER SO BB IBB HBP BLK WP HR S P ERA WHIP	IP WLS BF H R ER SO BB IBB HBP BLK WP HR S P ERA WHIP	IP WLS BF H R ER SO BB IBB HBP BLK WP HR S P ERA WHIP	IP WLS BF H R ER SO BB IBB HBP BLK WP HR S P ERA WHIP	IP WLS BF H R ER SO BB IBB HBP BLK WP HR S P ERA WHIP	IP WLS BF H R ER SO BB IBB HBP BLK WP HR S P ERA WHIP	IP WLS BF H R ER SO BB IBB HBP BLK WP HR S P ERA WHIP	IP WLS BF H R ER SO BB IBB HBP BLK WP HR S P ERA WHIP	IP WLS BF H R ER SO BB IBB HBP BLK WP HR S P ERA WHIP	IP WLS BF H R ER SO BB IBB HBP BLK WP HR S P ERA WHIP	IP WLS BF H R ER SO BB IBB HBP BLK WP HR S P ERA WHIP	IP WLS BF H R ER SO BB IBB HBP BLK WP HR S P ERA WHIP	IP WLS BF H R ER SO BB IBB HBP BLK WP HR S P ERA WHIP	IP WLS BF H R ER SO BB IBB HBP BLK WP HR S P ERA WHIP	IP WLS BF H R ER SO BB IBB HBP BLK WP HR S P ERA WHIP	IP WLS BF H R ER SO BB IBB HBP BLK WP HR S P ERA WHIP	IP WLS BF H R ER SO BB IBB HBP BLK WP HR S P ERA WHIP	IP WLS BF H R ER SO BB IBB HBP BLK WP HR S P ERA WHIP	IP WLS BF H R ER SO BB IBB HBP BLK WP HR S P ERA WHIP





Batter	1	2	3	4	5	6	7	8	9	AB	R	H	RBI	BB	SO	LOB	TOP			
22 Willie Harris, L (1, 8) OBP: 0.346, SLG: 0.401										4	1	1	0	0	0	1	Washington Nationals @ Baltimore Orioles Oriole Park at Camden Yards, Baltimore, MD Sat Jun 27 2009, 7:05 PM EDT Att: 39,633 - Partly Cloudy - 82 F			
15 Cristian Guzman, S (1, 10) OBP: 0.353, SLG: 0.456										4	1	2	0	0	0	0				
11 Ryan Zimmerman, R (1, 5) OBP: 0.369, SLG: 0.486										3	0	1	0	1	0	1				
44 Adam Dunn, L (1, 3) OBP: 0.395, SLG: 0.508										2	0	0	1	2	0	1				
16 Josh Willingham, R (1, 7) OBP: 0.394, SLG: 0.532										4	1	2	0	0	1	4				
7 Josh Bard, S (1, 2) OBP: 0.352, SLG: 0.404										2	0	0	1	2	0	2				
10 Ronnie Belliard, R (1, 4) OBP: 0.204, SLG: 0.264										4	0	0	0	0	0	7				
25 Austin Kearns, R (1, 9) OBP: 0.330, SLG: 0.322										4	0	1	1	0	1	3				
12 Alberto Gonzalez, R (1, 6) OBP: 0.384, SLG: 0.427										4	0	1	0	0	1	1				
<b>Inning Stats</b>	R: 2 H: 2 E: 0 K: 1 S: 20	H: 2 LOB: 3 BB: 3 P: 39	R: 0 H: 0 E: 0 K: 0 S: 7	H: 0 LOB: 0 BB: 0 P: 10	R: 0 H: 1 E: 0 K: 0 S: 9	H: 1 LOB: 1 BB: 0 P: 11	R: 1 H: 2 E: 0 K: 1 S: 14	H: 2 LOB: 1 BB: 0 P: 23	R: 0 H: 0 E: 0 K: 0 S: 8	H: 1 LOB: 2 BB: 0 P: 22	R: 0 H: 1 E: 0 K: 0 S: 4	H: 1 LOB: 0 BB: 0 P: 6	R: 0 H: 1 E: 0 K: 0 S: 6	H: 1 LOB: 1 BB: 0 P: 9	R: 0 H: 0 E: 0 K: 1 S: 9	H: 0 LOB: 0 BB: 0 P: 12	1B: 6 2B: 2 HR: 0	SF: 0 SAC: 0 DP: 4 HBP: 0	WP: 0 PB: 0 CS: 0	PA: 36
<b>PITCHER</b>	IP WLS BF H R ER SO BB IBB HBP BLK WP HR S P ERA WHIP																			
46 Jeremy Guthrie, R (1, 1) ERA: 5.11	5.0 W 21 5 3 3 2 3 0 0 0 0 0 0 58 95 5.40 1.600																			
25 Brian Bass, R (6, 1) ERA: 4.0	0.0 3 1 0 0 0 2 0 0 0 0 0 0 6 16 ∞ ∞																			
34 Matt Albers, R (6, 1) ERA: 3.6	1.0 H 2 0 0 0 0 0 0 0 0 0 0 0 3 6 0.00 0.000																			
43 Jim Johnson, R (7, 1) ERA: 2.39	2.0 H 7 2 0 0 0 0 0 0 0 0 0 0 10 15 0.00 1.000																			
52 George Sherrill, L (9, 1) ERA: 2.05	1.0 S 3 0 0 0 1 0 0 0 0 0 0 0 9 12 0.00 0.000																			
Batter	1	2	3	4	5	6	7	8	9	AB	R	H	RBI	BB	SO	LOB	BOTTOM			
1 Brian Roberts, S (1, 4) OBP: 0.353, SLG: 0.446											4	0	0	1	0	1	1	Washington Nationals @ Baltimore Orioles Oriole Park at Camden Yards, Baltimore, MD Sat Jun 27 2009, 7:05 PM EDT Att: 39,633 - Partly Cloudy - 82 F		
Adam Jones, R (1, 8) OBP: 0.375, SLG: 0.518										5	1	2	0	0	0	2				
21 Nick Markakis, L (1, 9) OBP: 0.363, SLG: 0.464										4	0	1	0	0	0	2				
17 Aubrey Huff, L (1, 3) OBP: 0.340, SLG: 0.457										3	2	2	1	1	1	1				
14 Nolan Reimold, R (1, 7) OBP: 0.374, SLG: 0.553										3	1	1	3	1	1	1				
30 Luke Scott, L (1, 10) OBP: 0.375, SLG: 0.550										2	0	0	0	2	2	3				
18 Felix Pie, L (8, FR) OBP: 0.296, SLG: 0.337										0	0	0	0	0	0	0				
6 Melvin Mora, R (1, 5) OBP: 0.330, SLG: 0.332										4	1	0	0	0	1	2				
9 Gregg Zaun, S (1, 2) OBP: 0.350, SLG: 0.377										4	1	3	1	0	0	1				
12 Robert Andino, R (1, 6) OBP: 0.271, SLG: 0.304										4	0	1	0	0	0	2				
<b>Inning Stats</b>	R: 0 H: 1 E: 0 K: 1 S: 11	H: 1 LOB: 3 BB: 2 P: 23	R: 1 H: 1 E: 0 K: 1 S: 13	H: 1 LOB: 0 BB: 0 P: 20	R: 0 H: 1 E: 0 K: 1 S: 11	H: 1 LOB: 1 BB: 0 P: 19	R: 0 H: 0 E: 0 K: 0 S: 8	H: 0 LOB: 1 BB: 1 P: 18	R: 3 H: 3 E: 0 K: 1 S: 14	H: 3 LOB: 0 BB: 0 P: 18	R: 0 H: 1 E: 0 K: 1 S: 8	H: 1 LOB: 0 BB: 0 P: 14	R: 1 H: 1 E: 0 K: 0 S: 13	H: 2 LOB: 2 BB: 1 P: 21	R: 1 H: 0 E: 0 K: 1 S: 9	H: 0 LOB: 0 BB: 0 P: 12	1B: 7 2B: 0 3B: 0 HR: 3	SF: 1 SAC: 0 DP: 0 HBP: 0	WP: 0 PB: 0 CS: 0	PA: 38
<b>PITCHER</b>	IP WLS BF H R ER SO BB IBB HBP BLK WP HR S P ERA WHIP																			
39 Shairon Martis, R (1, 1) ERA: 5.25	5.0 L 24 6 4 4 4 3 0 0 0 0 0 0 2 57 98 7.20 1.800																			
50 Julian Tavarez, R (6, 1) ERA: 3.49	1.1 5 1 0 0 1 0 0 0 0 0 0 0 9 12 0.00 0.750																			
97 Joe Beimel, L (7, 1) ERA: 3.64	0.2 3 1 1 1 1 0 0 0 0 0 0 1 7 13 13.50 1.500																			
54 Mike MacDougal, R (8, 1) ERA: 4.24	1.0 6 2 1 1 0 1 0 0 0 0 0 0 13 21 9.00 3.000																			
<b>Washington Nationals</b>																	AB 31 R 3 H 8 RBI 3 BB 5 SO 3 LOB 20			
<b>Washington Nationals</b>																	AB 33 R 6 H 10 RBI 6 BB 4 SO 6 LOB 15			







Batter	1	2	3	4	5	6	7	8	9	AB	R	H	RBI	BB	SO	LOB	TOP										
22 Willie Harris, L (1, 8) OBP: 0.351, SLG: 0.428										4	0	0	0	0	3	0											
15 Cristian Guzman, S (1, 6) OBP: 0.342, SLG: 0.440										4	0	0	0	0	1	0											
24 Nick Johnson, L (1, 3)										4	0	1	0	0	0	0											
11 Ryan Zimmerman, R (1, 5) OBP: 0.370, SLG: 0.497										4	1	1	1	0	0	1											
44 Adam Dunn, L (1, 7) OBP: 0.394, SLG: 0.513 12 Alberto Gonzalez, R (8, PR) OBP: 0.354, SLG: 0.427										4	0	1	0	0	2	0											
16 Josh Willingham, R (1, 9) OBP: 0.404, SLG: 0.550										4	1	2	0	0	0	2											
6 Anderson Hernandez, S (1, 4) OBP: 0.327, SLG: 0.330										3	0	0	0	0	1	2											
23 Wil Nieves, R (1, 2)										3	0	1	1	0	0	0											
19 Scott Olsen, L (1, 1) 34 Elijah Dukes, R (8, PH) 41 Ron Villone, L (8, 1) 50 Julian Tavaraz, L (8, 1)										2	0	0	0	0	1	1											
<b>Inning Stats</b>	R: 0 E: 0 K: 1 S: 9	H: 0 LOB: 0 BB: 0 P: 13	R: 2 E: 0 K: 1 S: 9	H: 3 LOB: 1 BB: 0 P: 13	R: 0 E: 0 K: 2 S: 9	H: 0 LOB: 0 BB: 0 P: 13	R: 0 E: 0 K: 1 S: 13	H: 1 LOB: 1 BB: 0 P: 17	R: 0 E: 0 K: 0 S: 8	H: 0 LOB: 0 BB: 0 P: 13	R: 0 E: 0 K: 0 S: 8	H: 0 LOB: 0 BB: 0 P: 14	R: 0 E: 0 K: 2 S: 10	H: 0 LOB: 0 BB: 0 P: 15	R: 0 E: 0 K: 1 S: 8	H: 0 LOB: 2 BB: 0 P: 8	R: 0 E: 0 K: 0 S: 10	H: 2 LOB: 2 BB: 0 P: 15	1B: 4 2B: 1 3B: 0 HR: 1	SF: 0 SAC: 0 DP: 0 HBP: 0	WP: 0 PB: 0 CS: 0	PA: 33					
<b>PITCHER</b>	IP	WLS	BF	H	R	ER	SO	BB	IBB	HBP	BLK	WP	HR	S	P	ERA	WHIP										
47 Ricky Nolasco, R (1, 1) ERA: 3.98	8.0	W	28	4	2	2	8	0	0	0	0	0	1	74	106	2.25	0.500										
53 Dan Meyer, L (9, 1) ERA: 1.99	0.2	H	4	2	0	0	0	0	0	0	0	0	0	7	11	0.00	3.000										
46 Juan Carlos Oviedo, R (9, 1) ERA: 3.97	0.1	S	1	0	0	0	0	0	0	0	0	0	0	3	4	0.00	0.000										

Washington Nationals @ Florida Marlins  
Land Shark Stadium, Miami, FL  
Mon Jun 29 2009, 7:10 PM EDT  
Att: 10,623 - Drizzzie - 74 F

AB	33
R	2
H	6
RBI	2
BB	0
SO	8
LOB	6



Batter	1	2	3	4	5	6	7	8	9	AB	R	H	RBI	BB	SO	LOB	BOTTOM										
8 Chris Coghlan, L (1, 7) OBP: 0.359, SLG: 0.364 53 Dan Meyer, R (9, 1) 46 Juan Carlos Oviedo, R (9, 1)										3	0	1	1	0	0	0											
1 Emilio Bonifacio, S (1, 5) OBP: 0.298, SLG: 0.303										3	1	1	1	0	0	0											
2 Hanley Ramirez, R (1, 6) OBP: 0.404, SLG: 0.555										4	1	3	1	0	1	0											
3 Jorge Cantu, R (1, 3) OBP: 0.328, SLG: 0.444										3	0	0	0	1	1	2											
6 Dan Uggla, R (1, 4) OBP: 0.334, SLG: 0.445										3	0	0	0	1	2	0											
12 Cody Ross, R (1, 8) OBP: 0.322, SLG: 0.491										3	0	0	1	1	1	0											
29 Ronny Paulino, R (1, 2) OBP: 0.331, SLG: 0.413										4	0	1	0	0	0	3											
25 Brett Carroll, R (1, 9) OBP: 0.343, SLG: 0.468										3	1	1	0	0	1	1											
47 Ricky Nolasco, R (1, 1) ERA: 6.56 18 Wes Helms, R (8, PH) 11 Alejandro De Aza, L (8, PR) 50 Julian Tavaraz, R (8, 1)										1	0	0	0	0	1	0											
<b>Inning Stats</b>	R: 0 E: 0 K: 0 S: 7	H: 1 LOB: 1 BB: 0 P: 10	R: 0 E: 0 K: 1 S: 7	H: 0 LOB: 0 BB: 0 P: 12	R: 2 E: 0 K: 0 S: 14	H: 4 LOB: 1 BB: 0 P: 18	R: 0 E: 0 K: 1 S: 6	H: 0 LOB: 0 BB: 0 P: 8	R: 0 E: 0 K: 2 S: 10	H: 0 LOB: 0 BB: 0 P: 14	R: 0 E: 0 K: 2 S: 12	H: 0 LOB: 0 BB: 0 P: 16	R: 0 E: 0 K: 1 S: 10	H: 1 LOB: 1 BB: 0 P: 16	R: 2 E: 0 K: 0 S: 11	H: 2 LOB: 3 BB: 3 P: 28	1B: 4 2B: 3 3B: 1 HR: 0	SF: 1 SAC: 2 DP: 0 HBP: 0	WP: 0 PB: 0 CS: 1	PA: 34							
<b>PITCHER</b>	IP	WLS	BF	H	R	ER	SO	BB	IBB	HBP	BLK	WP	HR	S	P	ERA	WHIP										
19 Scott Olsen, L (1, 1) ERA: 6.56	7.0	L	26	6	2	2	7	0	0	0	0	0	0	66	94	2.57	0.857										
41 Ron Villone, L (8, 1) ERA: 2.78	0.2	L	3	1	2	2	0	0	0	0	0	0	0	7	12	27.00	1.500										
50 Julian Tavaraz, R (8, 1) ERA: 3.73	0.1	S	5	1	0	0	0	2	1	0	0	0	0	4	16	0.00	9.000										

Washington Nationals @ Florida Marlins  
Land Shark Stadium, Miami, FL  
Mon Jun 29 2009, 7:10 PM EDT  
Att: 10,623 - Drizzzie - 74 F

AB	28
R	4
H	8
RBI	4
BB	3
SO	7
LOB	6





Batter	1	2	3	4	5	6	7	8	9	AB	R	H	RBI	BB	SO	LOB	TOP		
15 Cristian Guzman, S (1, 6) OBP: 0.337, SLG: 0.434	G5-3	G6-3		G5-4-3		K				4	0	0	0	0	1	4	<p>Washington Nationals @ Florida Marlins Land Shark Stadium, Miami, FL Tue Jun 30 2009, 7:10 PM EDT Att: 11,821 - Overcast - 79 F</p> <p>livebaseballscorecards.com</p>		
24 Nick Johnson, L (1, 3) OBP: 0.403, SLG: 0.414	G6-3		G3		K		K			4	0	0	0	0	2	0			
11 Ryan Zimmerman, R (1, 5) OBP: 0.371, SLG: 0.500	44 2B		K		44 HR		K			4	2	2	0	0	2	0			
44 Adam Dunn, L (1, 7) OBP: 0.396, SLG: 0.528	1-H		G4-3				K			4	1	2	3	0	1	0			
16 Josh Willingham, R (1, 9) OBP: 0.409, SLG: 0.547	F9				23 1B	34 1B				1	1	0	0	2	0	1			
34 Elijah Dukes, R (1, 8) OBP: 0.308, SLG: 0.415		23 G5-3		23 1B	35 1B		P4			3	1	2	0	0	0	1			
12 Alberto Gonzalez, R (1, 4) OBP: 0.373, SLG: 0.413		F9		L8		G5-3				3	0	0	0	0	0	4			
23 Wil Nieves, R (1, 2) OBP: 0.284, SLG: 0.270		G5-3		35 1B			G4-3			3	0	1	0	0	0	1			
35 Craig Stammen, R (1, 1) OBP: 0.364, SLG: 0.300							G6-3			2	0	1	2	1	0	0			
36 Tyler Clippard, R (6, 1)										0	0	0	0	0	0	0			
97 Joe Beimel, L (7, 1)										0	0	0	0	0	0	0			
43 Jesus Colome, R (7, 1)										0	0	0	0	0	0	0			
<b>Inning Stats</b>	R: 1 H: 2 E: 0 K: 0 S: 10	H: 2 LOB: 1 BB: 0 P: 14	R: 0 H: 1 E: 0 K: 0 S: 14	H: 1 LOB: 2 BB: 1 P: 21	R: 0 H: 0 E: 0 K: 1 S: 8	H: 0 LOB: 0 BB: 0 P: 8	R: 2 H: 3 E: 0 K: 0 S: 11	H: 3 LOB: 1 BB: 1 P: 19	R: 2 H: 2 E: 0 K: 1 S: 16	H: 2 LOB: 1 BB: 1 P: 29	R: 0 H: 0 E: 0 K: 1 S: 9	H: 0 LOB: 0 BB: 0 P: 16	R: 0 H: 0 E: 0 K: 3 S: 9	H: 0 LOB: 0 BB: 0 P: 15					
<b>PITCHER</b>	IP WLS BF H R ER SO BB IBB HBP BLK WP HR S P ERA WHIP																		
45 Sean West, L (1, 1) ERA: 4.06	4.1	23	8	5	5	2	3	0	0	0	0	0	0	0	1	53	81	10.38	2.538
63 Chris Leroux, R (5, 1) ERA: 7.71	1.2	5	0	0	0	1	0	0	0	0	0	0	0	0	15	26	0.00	0.000	
37 Renyel Pinto, L (7, 1) ERA: 2.63	1.0	W	3	0	0	0	3	0	0	0	0	0	0	0	9	15	0.00	0.000	

Batter	1	2	3	4	5	6	7	8	9	AB	R	H	RBI	BB	SO	LOB	BOTTOM
8 Chris Coghlan, L (1, 7) OBP: 0.362, SLG: 0.363	G4-3		L8			2 WP	2 HR			3	2	1	0	1	0	0	<p>Washington Nationals @ Florida Marlins Land Shark Stadium, Miami, FL Tue Jun 30 2009, 7:10 PM EDT Att: 11,821 - Overcast - 79 F</p> <p>livebaseballscorecards.com</p>
1 Emilio Bonifacio, S (1, 5) OBP: 0.298, SLG: 0.303	2 5B		F7		F8		K			4	1	1	0	0	1	5	
2 Hanley Ramirez, R (1, 6) OBP: 0.409, SLG: 0.568	E5		F9				K			4	1	3	4	0	0	0	
3 Jorge Cantu, R (1, 3) OBP: 0.333, SLG: 0.455	P3					27 WP				4	0	3	1	0	0	1	
27 Jeremy Hermida, L (1, 9) OBP: 0.351, SLG: 0.385			G4-3							3	0	0	0	0	1	2	
25 Brett Carroll, R (7, PH) OBP: 0.343, SLG: 0.468	CS		G4-3		G4-3		K			1	0	0	0	0	0	2	
6 Dan Uggla, R (1, 4) OBP: 0.334, SLG: 0.444					G4-3		G5-3			3	0	1	0	0	0	1	
12 Cody Ross, R (1, 8) OBP: 0.322, SLG: 0.487		G6-3					K			2	1	0	0	1	1	0	
21 John Baker, L (1, 2) OBP: 0.323, SLG: 0.391			G5-3		G1-4-3					2	0	0	0	0	0	0	
45 Sean West, R (1, 1) ERA: 5.44	5.1	21	7	4	3	2	1	0	0	0	0	0	0	0	0	0	
63 Chris Leroux, L (5, 1) ERA: 6.0	1.0	H	5	1	1	0	1	0	0	0	0	0	0	0	0	0	
11 Alejandro De Aza, L (6, PH) OBP: 0.348, SLG: 0.316	0.1	L	5	2	2	0	1	0	0	0	0	0	0	0	0	0	
37 Renyel Pinto, L (7, 1) ERA: 3.52	0.0									1	1	1	0	0	0	0	
7 Ross Glavin, L (7, PH) OBP: 0.302, SLG: 0.429										1	1	0	0	0	0	1	
<b>Inning Stats</b>	R: 1 H: 2 E: 1 K: 0 S: 7	H: 2 LOB: 0 BB: 0 P: 14	R: 0 H: 1 E: 0 K: 0 S: 11	H: 1 LOB: 0 BB: 0 P: 16	R: 0 H: 0 E: 0 K: 1 S: 6	H: 0 LOB: 0 BB: 0 P: 10	R: 0 H: 1 E: 0 K: 0 S: 10	H: 1 LOB: 1 BB: 0 P: 15	R: 0 H: 0 E: 0 K: 1 S: 6	H: 0 LOB: 0 BB: 0 P: 8	R: 3 H: 4 E: 0 K: 1 S: 16	H: 4 LOB: 1 BB: 0 P: 25	R: 3 H: 2 E: 1 K: 1 S: 15	H: 2 LOB: 2 BB: 2 P: 31			
<b>PITCHER</b>	IP WLS BF H R ER SO BB IBB HBP BLK WP HR S P ERA WHIP																
35 Craig Stammen, R (1, 1) ERA: 5.44	1.0	H	5	1	1	0	1	0	0	0	0	0	0	0	0	0	
36 Tyler Clippard, R (6, 1) ERA: 6.0	1.0	L	5	2	2	0	1	0	0	0	0	0	0	0	0	0	
97 Joe Beimel, L (7, 1) ERA: 3.52	0.0									0	0	0	0	0	0	0	
43 Jesus Colome, R (7, 1) ERA: 7.07	0.0									0	0	0	0	0	0	0	
<b>PITCHER</b>	IP WLS BF H R ER SO BB IBB HBP BLK WP HR S P ERA WHIP																
35 Craig Stammen, R (1, 1) ERA: 5.44	1.0	H	5	1	1	0	1	0	0	0	0	0	0	0	0	0	
36 Tyler Clippard, R (6, 1) ERA: 6.0	1.0	L	5	2	2	0	1	0	0	0	0	0	0	0	0	0	
97 Joe Beimel, L (7, 1) ERA: 3.52	0.0									0	0	0	0	0	0	0	
43 Jesus Colome, R (7, 1) ERA: 7.07	0.0									0	0	0	0	0	0	0	



Batter	1	2	3	4	5	6	7	8	9	AB	R	H	RBI	BB	SO	LOB	TOP			
22 Willie Harris, L (1, 8) OBP: 0.364, SLG: 0.429										2	0	1	0	3	0	0	<b>Washington Nationals @ Florida Marlins</b> Land Shark Stadium, Miami, FL Wed Jul 01 2009, 12:10 PM EDT Att: 27,032 - Cloudy - 84 F			
15 Cristian Guzman, S (1, 6) OBP: 0.335, SLG: 0.430										5	1	1	0	0	2	7				
24 Nick Johnson, L (1, 3) OBP: 0.406, SLG: 0.413										3	1	1	0	2	0	3				
11 Ryan Zimmerman, R (1, 5) OBP: 0.366, SLG: 0.492										5	0	0	0	0	1	6				
44 Adam Dunn, L (1, 7) OBP: 0.396, SLG: 0.528										4	0	1	0	1	2	0				
16 Josh Willingham, R (1, 9) OBP: 0.414, SLG: 0.552										4	1	2	2	1	0	2				
6 Anderson Hernandez, S (1, 4) 17 Sean Burnett, L (7, 1) 50 Julian Tavarez, L (8, 1) 54 Mike MacDougal, S (8, 1) 12 Alberto Gonzalez, R (8, 6) OBP: 0.369, SLG: 0.409										4	0	0	0	0	1	6				
23 Wil Nieves, R (1, 2) OBP: 0.283, SLG: 0.262										3	0	0	0	1	1	2				
27 Jordan Zimmermann, R (1, 1) OBP: 0.130, SLG: 0.091 10 Ronnie Belliard, R (7, 4) OBP: 0.292, SLG: 0.261										3	0	2	1	0	1	0				
<b>Inning Stats</b>	R: 0 E: 0 K: 1 S: 9	H: 1 LOB: 1 BB: 0 P: 13	R: 1 E: 0 K: 2 S: 20	H: 1 LOB: 3 BB: 3 P: 41	R: 0 E: 0 K: 0 S: 13	H: 2 LOB: 2 BB: 0 P: 18	R: 0 E: 0 K: 0 S: 11	H: 1 LOB: 2 BB: 1 P: 21	R: 0 E: 0 K: 2 S: 11	H: 0 LOB: 0 BB: 0 P: 18	R: 2 E: 0 K: 1 S: 12	H: 2 LOB: 2 BB: 2 P: 25	R: 0 E: 0 K: 1 S: 13	H: 0 LOB: 0 BB: 2 P: 24	R: 0 E: 0 K: 2 S: 9	H: 0 LOB: 0 BB: 0 P: 12		1B: 6 2B: 2 3B: 0 HR: 0	SF: 0 SAC: 0 DP: 0 HBP: 0	WP: 0 PB: 0 SB: 2 CS: 0
<b>PITCHER</b>	IP WLS BF H R ER SO BB IBB HBP BLK WP HR S P ERA WHIP	IP WLS BF H R ER SO BB IBB HBP BLK WP HR S P ERA WHIP	IP WLS BF H R ER SO BB IBB HBP BLK WP HR S P ERA WHIP	IP WLS BF H R ER SO BB IBB HBP BLK WP HR S P ERA WHIP	IP WLS BF H R ER SO BB IBB HBP BLK WP HR S P ERA WHIP	IP WLS BF H R ER SO BB IBB HBP BLK WP HR S P ERA WHIP	IP WLS BF H R ER SO BB IBB HBP BLK WP HR S P ERA WHIP	IP WLS BF H R ER SO BB IBB HBP BLK WP HR S P ERA WHIP	IP WLS BF H R ER SO BB IBB HBP BLK WP HR S P ERA WHIP	IP WLS BF H R ER SO BB IBB HBP BLK WP HR S P ERA WHIP	IP WLS BF H R ER SO BB IBB HBP BLK WP HR S P ERA WHIP	IP WLS BF H R ER SO BB IBB HBP BLK WP HR S P ERA WHIP	IP WLS BF H R ER SO BB IBB HBP BLK WP HR S P ERA WHIP	IP WLS BF H R ER SO BB IBB HBP BLK WP HR S P ERA WHIP	IP WLS BF H R ER SO BB IBB HBP BLK WP HR S P ERA WHIP	IP WLS BF H R ER SO BB IBB HBP BLK WP HR S P ERA WHIP	IP WLS BF H R ER SO BB IBB HBP BLK WP HR S P ERA WHIP	IP WLS BF H R ER SO BB IBB HBP BLK WP HR S P ERA WHIP	IP WLS BF H R ER SO BB IBB HBP BLK WP HR S P ERA WHIP	IP WLS BF H R ER SO BB IBB HBP BLK WP HR S P ERA WHIP

AB	35
R	3
H	8
RBI	3
BB	8
SO	9
LOB	26



Batter	1	2	3	4	5	6	7	8	9	AB	R	H	RBI	BB	SO	LOB	BOTTOM			
8 Chris Coghlan, L (1, 7) OBP: 0.360, SLG: 0.360										4	1	1	0	0	2	1	<b>Washington Nationals @ Florida Marlins</b> Land Shark Stadium, Miami, FL Wed Jul 01 2009, 12:10 PM EDT Att: 27,032 - Cloudy - 84 F			
1 Emilio Bonifacio, S (1, 5) OBP: 0.297, SLG: 0.302										4	1	1	0	0	0	1				
2 Hanley Ramirez, R (1, 6) OBP: 0.413, SLG: 0.572										3	1	2	2	1	0	1				
7 Ross Gload, L (1, 3) OBP: 0.349, SLG: 0.422										4	1	1	0	0	1	2				
6 Dan Uggla, R (1, 4) OBP: 0.336, SLG: 0.443										3	0	1	0	1	1	0				
27 Jeremy Hermida, L (1, 9) OBP: 0.551, SLG: 0.385 44 Brian Sanches, R (7, 1) 53 Dan Meyer, R (8, 1) 18 Wes Helms, R (8, PH) 46 Juan Carlos Oviedo, R (9, 1) OBP: 0.288, SLG: 0.300										3	0	1	0	0	0	1				
12 Cody Ross, R (1, 8) OBP: 0.324, SLG: 0.498										4	1	2	2	0	0	1				
21 John Baker, L (1, 2) OBP: 0.322, SLG: 0.393										4	0	1	0	0	1	2				
55 Josh Johnson, L (1, 1) OBP: 0.147, SLG: 0.188 35 Burke Badenhop, R (4, 1) 37 Renyel Pinto, L (7, 1) 25 Brett Carroll, R (7, 9) OBP: 0.338, SLG: 0.460										1	0	0	0	0	1	0				
<b>Inning Stats</b>	R: 0 E: 1 K: 1 S: 9	H: 0 LOB: 0 BB: 0 P: 12	R: 0 E: 0 K: 1 S: 11	H: 1 LOB: 1 BB: 0 P: 13	R: 2 E: 0 K: 3 S: 23	H: 3 LOB: 1 BB: 0 P: 32	R: 0 E: 0 K: 0 S: 8	H: 0 LOB: 0 BB: 0 P: 9	R: 0 E: 0 K: 1 S: 13	H: 1 LOB: 1 BB: 0 P: 18	R: 0 E: 0 K: 0 S: 10	H: 1 LOB: 1 BB: 1 P: 16	R: 1 E: 0 K: 0 S: 13	H: 1 LOB: 0 BB: 0 P: 20	R: 2 E: 0 K: 0 S: 18	H: 3 LOB: 2 BB: 1 P: 28		1B: 7 2B: 3 3B: 0 HR: 1	SF: 0 SAC: 0 DP: 1 HBP: 0	WP: 0 PB: 0 SB: 0 CS: 1
<b>PITCHER</b>	IP WLS BF H R ER SO BB IBB HBP BLK WP HR S P ERA WHIP	IP WLS BF H R ER SO BB IBB HBP BLK WP HR S P ERA WHIP	IP WLS BF H R ER SO BB IBB HBP BLK WP HR S P ERA WHIP	IP WLS BF H R ER SO BB IBB HBP BLK WP HR S P ERA WHIP	IP WLS BF H R ER SO BB IBB HBP BLK WP HR S P ERA WHIP	IP WLS BF H R ER SO BB IBB HBP BLK WP HR S P ERA WHIP	IP WLS BF H R ER SO BB IBB HBP BLK WP HR S P ERA WHIP	IP WLS BF H R ER SO BB IBB HBP BLK WP HR S P ERA WHIP	IP WLS BF H R ER SO BB IBB HBP BLK WP HR S P ERA WHIP	IP WLS BF H R ER SO BB IBB HBP BLK WP HR S P ERA WHIP	IP WLS BF H R ER SO BB IBB HBP BLK WP HR S P ERA WHIP	IP WLS BF H R ER SO BB IBB HBP BLK WP HR S P ERA WHIP	IP WLS BF H R ER SO BB IBB HBP BLK WP HR S P ERA WHIP	IP WLS BF H R ER SO BB IBB HBP BLK WP HR S P ERA WHIP	IP WLS BF H R ER SO BB IBB HBP BLK WP HR S P ERA WHIP	IP WLS BF H R ER SO BB IBB HBP BLK WP HR S P ERA WHIP	IP WLS BF H R ER SO BB IBB HBP BLK WP HR S P ERA WHIP	IP WLS BF H R ER SO BB IBB HBP BLK WP HR S P ERA WHIP	IP WLS BF H R ER SO BB IBB HBP BLK WP HR S P ERA WHIP	IP WLS BF H R ER SO BB IBB HBP BLK WP HR S P ERA WHIP





Batter	1	2	3	4	5	6	7	8	9	AB	R	H	RBI	BB	SO	LOB	TOP		
13 Nate McLouth, L OBP: 0.337, SLG: 0.456	G4-3	K	G3	P5	F7				E	6	0	1	0	0	1	3			
14 Martin Prado, R OBP: 0.376, SLG: 0.500	G4-3		10 2B	10 1B	P5			16 SH3 23 BB	L8	6	3	3	0	0	0	1			
10 Chipper Jones, S OBP: 0.409, SLG: 0.481	F8		19 1B	19 1B	L8			23 BB 16 SH3	IBB	4	2	2	2	2	0	0			
16 Brian McCann, L OBP: 0.393, SLG: 0.507		19 SH1-3 23 1B	G1-3	19 2B	F8			SH3	K	5	1	2	0	0	1	3			
19 Yunel Escobar, R OBP: 0.357, SLG: 0.443	SH1-3		G3-1 23 1B							2	1	2	2	2	0	0			
23 Matt Diaz, R OBP: 0.381, SLG: 0.471			11 BB 22 1B	7 G3-1	K			SH3		3	0	2	2	1	1	2			
7 Jeff Francoeur, R OBP: 0.167, SLG: 0.130	F8		G3-1	K						4	0	0	0	0	1	6	AB 38		
18 Garret Anderson, L OBP: 0.313, SLG: 0.423										1	0	0	0	0	0	3	R 9		
51 Michael Gonzalez, R Rafael Soriano, R										0	0	0	0	0	0	0	H 14		
22 Casey Kotchman, L OBP: 0.340, SLG: 0.390										3	1	1	0	2	0	3	RBI 9		
11 Kenshin Kawakami, R OBP: 0.167, SLG: 0.130										2	0	0	0	1	0	3	BB 8		
36 Boone Logan, R										0	0	0	0	0	0	0	SO 5		
26 Brooks Conrad, S OBP: 1.000, SLG: 1.000										1	1	1	3	0	0	0	LOB 24		
58 Peter Moylan, L										0	0	0	0	0	0	0			
1 Grégor Blanco, L OBP: 0.287, SLG: 0.244										1	0	0	0	0	1	0			
<b>Inning Stats</b>	R: 0 E: 0 K: 0 S: 7	H: 0 LOB: 0 BB: 0 P: 11	R: 1 E: 0 K: 1 S: 15	H: 3 LOB: 1 BB: 0 P: 28	R: 2 E: 0 K: 0 S: 19	H: 4 LOB: 3 BB: 1 P: 31	R: 2 E: 0 K: 2 S: 20	H: 4 LOB: 2 BB: 0 P: 28	R: 0 E: 0 K: 0 S: 6	H: 0 LOB: 0 BB: 0 P: 11	R: 3 E: 0 K: 0 S: 10	H: 1 LOB: 0 BB: 2 P: 21	R: 1 E: 0 K: 0 S: 11	H: 1 LOB: 3 BB: 3 P: 28	R: 0 E: 1 K: 2 S: 10	H: 1 LOB: 2 BB: 1 P: 17	1B: 8 2B: 5 3B: 0 HR: 1	SF: 0 SAC: 3 DP: 0 HBP: 0	WP: 1 PA: 49 CS: 0
<b>PITCHER</b>	IP WLS BF H R ER SO BB IBB HBP BLK WP HR S P ERA WHIP	IP WLS BF H R ER SO BB IBB HBP BLK WP HR S P ERA WHIP	IP WLS BF H R ER SO BB IBB HBP BLK WP HR S P ERA WHIP	IP WLS BF H R ER SO BB IBB HBP BLK WP HR S P ERA WHIP	IP WLS BF H R ER SO BB IBB HBP BLK WP HR S P ERA WHIP	IP WLS BF H R ER SO BB IBB HBP BLK WP HR S P ERA WHIP	IP WLS BF H R ER SO BB IBB HBP BLK WP HR S P ERA WHIP	IP WLS BF H R ER SO BB IBB HBP BLK WP HR S P ERA WHIP	IP WLS BF H R ER SO BB IBB HBP BLK WP HR S P ERA WHIP	IP WLS BF H R ER SO BB IBB HBP BLK WP HR S P ERA WHIP	IP WLS BF H R ER SO BB IBB HBP BLK WP HR S P ERA WHIP	IP WLS BF H R ER SO BB IBB HBP BLK WP HR S P ERA WHIP	IP WLS BF H R ER SO BB IBB HBP BLK WP HR S P ERA WHIP	IP WLS BF H R ER SO BB IBB HBP BLK WP HR S P ERA WHIP	IP WLS BF H R ER SO BB IBB HBP BLK WP HR S P ERA WHIP	IP WLS BF H R ER SO BB IBB HBP BLK WP HR S P ERA WHIP	IP WLS BF H R ER SO BB IBB HBP BLK WP HR S P ERA WHIP	IP WLS BF H R ER SO BB IBB HBP BLK WP HR S P ERA WHIP	IP WLS BF H R ER SO BB IBB HBP BLK WP HR S P ERA WHIP

Atlanta Braves @ Washington Nationals  
Nationals Park, Washington, DC  
Fri Jul 03 2009, 6:35 PM EDT  
Att: 33,982 - Partly Cloudy - 77 F

AB 38  
R 9  
H 14  
RBI 9  
BB 8  
SO 5  
LOB 24



Batter	1	2	3	4	5	6	7	8	9	AB	R	H	RBI	BB	SO	LOB	BOTTOM				
1 Nyer Morgan, L OBP: 0.349, SLG: 0.351	16 1B 24 S	G3	K	K	G4-3				K	4	1	0	0	1	2	1					
24 Nick Johnson, L OBP: 0.406, SLG: 0.411	K		F8		F7				11 BB 15 2B	4	1	1	1	1	1	1					
11 Ryan Zimmerman, R OBP: 0.366, SLG: 0.489	P5	P3	G1-3						15 BB 15 2B	4	2	1	0	1	0	2					
44 Adam Dunn, L OBP: 0.399, SLG: 0.537	16 1B				K				F5	3	1	1	1	2	1	2					
16 Josh Willingham, R OBP: 0.414, SLG: 0.544					K				K	4	1	1	1	0	2	4					
15 Cristian Guzman, S OBP: 0.336, SLG: 0.434	K				FC1 7 G6-3				SF7	4	0	2	3	0	1	3					
7 Josh Bard, S OBP: 0.336, SLG: 0.384		F8	G5-3		G6-3				G4-3	5	0	0	1	0	0	4	AB 35				
22 Willie Harris, L OBP: 0.369, SLG: 0.436					F9					2	1	1	0	1	0	1	R 8				
6 Anderson Hernandez, S OBP: 0.319, SLG: 0.321		48 1B							K	1	0	0	0	0	1	0	H 8				
48 Ross Detwiler, L										2	0	0	0	0	0	0	RBI 8				
36 Tyler Clippard, R										0	0	0	0	0	0	0	BB 6				
17 Sean Burnett, L										0	0	0	0	0	0	0	SO 10				
43 Jesus Colome, R										0	0	0	0	0	0	0	LOB 20				
41 Ron Villone, L										0	0	0	0	0	0	0					
50 Julian Tavarez, R										0	0	0	0	0	0	0					
29 Austin Kearns, R										0	0	0	0	0	0	0					
97 Joe Beimel, L										0	0	0	0	0	0	0					
<b>Inning Stats</b>	R: 1 E: 0 K: 2 S: 17	H: 1 LOB: 2 BB: 2 P: 30	R: 2 E: 0 K: 0 S: 11	H: 3 LOB: 1 BB: 0 P: 17	R: 1 E: 0 K: 2 S: 12	H: 2 LOB: 2 BB: 1 P: 19	R: 0 E: 0 K: 1 S: 8	H: 0 LOB: 0 BB: 0 P: 11	R: 1 E: 0 K: 0 S: 12	H: 0 LOB: 1 BB: 0 P: 22	R: 0 E: 0 K: 0 S: 9	H: 0 LOB: 0 BB: 0 P: 11	R: 1 E: 0 K: 0 S: 9	H: 1 LOB: 1 BB: 1 P: 16	R: 0 E: 0 K: 3 S: 11	H: 0 LOB: 0 BB: 0 P: 17	R: 2 E: 0 K: 1 S: 11	H: 1 LOB: 1 BB: 2 P: 24	1B: 5 2B: 2 3B: 0 HR: 1	SF: 1 SAC: 0 DP: 0 HBP: 1	WP: 0 PA: 43 CS: 0
<b>PITCHER</b>	IP WLS BF H R ER SO BB IBB HBP BLK WP HR S P ERA WHIP	IP WLS BF H R ER SO BB IBB HBP BLK WP HR S P ERA WHIP	IP WLS BF H R ER SO BB IBB HBP BLK WP HR S P ERA WHIP	IP WLS BF H R ER SO BB IBB HBP BLK WP HR S P ERA WHIP	IP WLS BF H R ER SO BB IBB HBP BLK WP HR S P ERA WHIP	IP WLS BF H R ER SO BB IBB HBP BLK WP HR S P ERA WHIP	IP WLS BF H R ER SO BB IBB HBP BLK WP HR S P ERA WHIP	IP WLS BF H R ER SO BB IBB HBP BLK WP HR S P ERA WHIP	IP WLS BF H R ER SO BB IBB HBP BLK WP HR S P ERA WHIP	IP WLS BF H R ER SO BB IBB HBP BLK WP HR S P ERA WHIP	IP WLS BF H R ER SO BB IBB HBP BLK WP HR S P ERA WHIP	IP WLS BF H R ER SO BB IBB HBP BLK WP HR S P ERA WHIP	IP WLS BF H R ER SO BB IBB HBP BLK WP HR S P ERA WHIP	IP WLS BF H R ER SO BB IBB HBP BLK WP HR S P ERA WHIP	IP WLS BF H R ER SO BB IBB HBP BLK WP HR S P ERA WHIP	IP WLS BF H R ER SO BB IBB HBP BLK WP HR S P ERA WHIP	IP WLS BF H R ER SO BB IBB HBP BLK WP HR S P ERA WHIP	IP WLS BF H R ER SO BB IBB HBP BLK WP HR S P ERA WHIP	IP WLS BF H R ER SO BB IBB HBP BLK WP HR S P ERA WHIP		

Atlanta Braves @ Washington Nationals  
Nationals Park, Washington, DC  
Fri Jul 03 2009, 6:35 PM EDT  
Att: 33,982 - Partly Cloudy - 77 F

AB 35  
R 8  
H 8  
RBI 8  
BB 6  
SO 10  
LOB 20





Batter	1	2	3	4	5	6	7	8	9	AB	R	H	RBI	BB	SO	LOB	TOP				
13 Nate McLouth, L OBP: 0.342, SLG: 0.458	G4-3		G6-4-3			14 2B		G3-6-3		3	1	2	1	1	0	0	<b>Atlanta Braves @ Washington Nationals</b> Nationals Park, Washington, DC Sat Jul 04 2009, 1:05 PM EDT Att: 23,708 - Partly Cloudy - 78 F				
14 Martin Prado, R OBP: 0.373, SLG: 0.500	F7		G6-4-3			10 1B		G3-6-3		4	1	1	0	0	0	2					
51 Michael Gonzalez, R						10 1B				0	0	0	0	0	0	0					
58 Peter Moylan, R						18 1B				0	0	0	0	0	0	0					
34 Eric O'Flaherty, L						18 1B				0	0	0	0	0	0	0					
10 Chipper Jones, S OBP: 0.407, SLG: 0.478	G4-3			L9		19 1B		G5-3		4	0	1	1	0	0	0					
18 Garret Anderson, L OBP: 0.316, SLG: 0.425	G1-3		G5-4-3			19 1B		G6-3		4	0	2	1	0	0	0					
19 Yunel Escobar, R OBP: 0.356, SLG: 0.438	G5-3		G5-4-3			19 1B				3	0	0	0	1	0	3					
23 Matt Diaz, R OBP: 0.389, SLG: 0.483						23 WP				3	0	2	0	1	0	1					
8 David Ross, R OBP: 0.389, SLG: 0.547										3	0	0	0	0	0	2					
16 Brian McCann, L OBP: 0.392, SLG: 0.505	F9							L9		1	0	0	0	0	0	2					
26 Brooks Conrad, S OBP: 0.400, SLG: 1.000								G4-3		4	1	1	0	0	1	3					
48 Tommy Hanson, R OBP: 0.182, SLG: 0.182										2	0	0	0	0	0	1					
22 Casey Kotchman, L OBP: 0.340, SLG: 0.390										0	0	0	0	0	0	0					
<b>Inning Stats</b>	R: 0 H: 0 E: 0 K: 0 S: 7	H: 0 LOB: 0 BB: 0 P: 10	R: 0 H: 1 E: 0 K: 0 S: 7	H: 1 LOB: 1 BB: 0 P: 12	R: 1 H: 2 E: 0 K: 0 S: 11	H: 2 LOB: 0 BB: 0 P: 17	R: 0 H: 1 E: 0 K: 0 S: 7	H: 1 LOB: 0 BB: 0 P: 10	R: 0 H: 1 E: 0 K: 0 S: 6	H: 1 LOB: 1 BB: 0 P: 7	R: 2 H: 3 E: 0 K: 0 S: 9	H: 3 LOB: 1 BB: 1 P: 17	R: 0 H: 0 E: 0 K: 1 S: 9	H: 0 LOB: 0 BB: 0 P: 12	R: 0 H: 1 E: 0 K: 0 S: 9	H: 1 LOB: 2 BB: 2 P: 22	1B: 7 2B: 2 3B: 0 HR: 0	SF: 0 SAC: 1 DP: 4 HBP: 0	WP: 1 PB: 0 SB: 0 CS: 0	PA: 35	
<b>PITCHER</b>	IP WLS BF H R ER SO	IP WLS BF H R ER SO	IP WLS BF H R ER SO	IP WLS BF H R ER SO	IP WLS BF H R ER SO	IP WLS BF H R ER SO	IP WLS BF H R ER SO	IP WLS BF H R ER SO	IP WLS BF H R ER SO	IP WLS BF H R ER SO	IP WLS BF H R ER SO	IP WLS BF H R ER SO	IP WLS BF H R ER SO	IP WLS BF H R ER SO	IP WLS BF H R ER SO	IP WLS BF H R ER SO	ERA WHIP	ERA WHIP			
31 John Lannan, L ERA: 3.45	8.0	W	30	9	3	3	1	1	0	0	0	0	0	0	0	0	0	3.38	1.250		
54 Mike MacDougal, R ERA: 3.66	1.0	S	5	0	0	0	0	2	0	0	0	0	1	0	9	22	0.00	2.000			

Batter	1	2	3	4	5	6	7	8	9	AB	R	H	RBI	BB	SO	LOB	BOTTOM				
1 Neyer Morgan, L OBP: 0.346, SLG: 0.347	F7		G2-3			G6-3		SH1-4		3	0	0	0	0	0	0	<b>Atlanta Braves @ Washington Nationals</b> Nationals Park, Washington, DC Sat Jul 04 2009, 1:05 PM EDT Att: 23,708 - Partly Cloudy - 78 F				
24 Nick Johnson, L OBP: 0.407, SLG: 0.410						G4-3				3	1	1	0	1	0	0					
11 Ryan Zimmerman, R OBP: 0.365, SLG: 0.486										4	1	1	2	0	1	1					
44 Adam Dunn, L OBP: 0.403, SLG: 0.549										3	1	2	2	1	0	1					
22 Willie Harris, L OBP: 0.369, SLG: 0.436										0	0	0	0	0	0	0					
16 Josh Willingham, R OBP: 0.410, SLG: 0.537										4	0	1	1	0	1	1					
54 Mike MacDougal, S										0	0	0	0	0	0	0					
15 Cristian Guzman, S OBP: 0.331, SLG: 0.428										4	0	0	0	0	1	3					
6 Anderson Hernandez, S OBP: 0.319, SLG: 0.320										4	0	1	0	0	2	2					
23 Wil Nieves, R OBP: 0.278, SLG: 0.257										2	0	0	0	0	1	1					
10 Ronnie Belliard, R OBP: 0.211, SLG: 0.270										1	1	1	0	0	0	0					
25 Austin Kearns, R OBP: 0.328, SLG: 0.320										0	0	0	0	0	0	0					
31 John Lannan, L OBP: 0.133, SLG: 0.103										2	0	0	0	0	1	0					
7 Josh Bard, S OBP: 0.342, SLG: 0.384										0	1	0	0	1	0	0					
<b>Inning Stats</b>	R: 0 H: 1 E: 0 K: 0 S: 11	H: 1 LOB: 1 BB: 0 P: 15	R: 0 H: 1 E: 0 K: 1 S: 9	H: 1 LOB: 0 BB: 0 P: 14	R: 0 H: 0 E: 0 K: 1 S: 12	H: 0 LOB: 0 BB: 0 P: 15	R: 0 H: 0 E: 0 K: 1 S: 11	H: 0 LOB: 1 BB: 1 P: 18	R: 0 H: 0 E: 0 K: 1 S: 9	H: 0 LOB: 0 BB: 0 P: 11	R: 0 H: 0 E: 0 K: 0 S: 10	H: 0 LOB: 0 BB: 0 P: 15	R: 1 H: 1 E: 0 K: 1 S: 12	H: 1 LOB: 0 BB: 0 P: 17	R: 4 H: 4 E: 0 K: 2 S: 20	H: 4 LOB: 2 BB: 2 P: 36	1B: 6 2B: 0 3B: 0 HR: 1	SF: 0 SAC: 1 DP: 0 HBP: 0	WP: 0 PB: 0 SB: 0 CS: 0	PA: 34	
<b>PITCHER</b>	IP WLS BF H R ER SO	IP WLS BF H R ER SO	IP WLS BF H R ER SO	IP WLS BF H R ER SO	IP WLS BF H R ER SO	IP WLS BF H R ER SO	IP WLS BF H R ER SO	IP WLS BF H R ER SO	IP WLS BF H R ER SO	IP WLS BF H R ER SO	IP WLS BF H R ER SO	IP WLS BF H R ER SO	IP WLS BF H R ER SO	IP WLS BF H R ER SO	IP WLS BF H R ER SO	IP WLS BF H R ER SO	ERA WHIP	ERA WHIP			
48 Tommy Hanson, R ERA: 2.25	7.0	L	25	3	1	1	5	1	0	0	0	0	0	0	0	0	0	1.29	0.571		
51 Michael Gonzalez, L ERA: 3.2	0.1	L	4	1	3	3	0	2	0	0	0	0	0	0	10	20	81.00	9.000			
58 Peter Moylan, R ERA: 4.4	0.0	B	1	1	0	0	0	0	0	0	0	0	0	1	2						
34 Eric O'Flaherty, L ERA: 3.6	0.2		4	2	1	1	2	0	0	0	0	0	0	9	14	13.50	3.000				






Batter	1	2	3	4	5	6	7	8	9	AB	R	H	RBI	BB	SO	LOB	TOP			
13 Nate McLouth, L (1.8) OBP: 0.343, SLG: 0.468	F7		14 2B 10 SF8 1B		G6-4-3		F9		HR	5	2	2	2	0	0	3				
14 Martin Prado, R (1.4) OBP: 0.391, SLG: 0.525	2B		10 SF8 2B			16 G4-3 BB		1B	10 BB 1B	4	0	4	0	1	0	0				
10 Chipper Jones, S (1.5) OBP: 0.407, SLG: 0.474	BB		SF8			L8		G5-3	BB	2	0	0	1	2	0	1				
16 Brian McCann, L (1.2) OBP: 0.388, SLG: 0.495	L9		L3			G4-3		19 BB BB	G3	4	0	0	0	1	0	6				
19 Yunel Escobar, R (1.6) OBP: 0.355, SLG: 0.433	K				F9	G4-3		BB		3	0	0	0	1	1	3				
18 Garrett Anderson, L (1.7) OBP: 0.311, SLG: 0.417	P6				G6-3		K	K		4	0	0	0	0	2	2				
23 Matt Diaz, R (1.9) OBP: 0.392, SLG: 0.490	K				G6-3		22 1B 1B		26 F6 13 HR 2B	4	1	2	0	0	1	0				
22 Casey Kotchman, L (1.3) OBP: 0.338, SLG: 0.387	K				L4		1B		G6-3	4	0	1	0	0	1	1				
32 Derek Lowe, R (1.1) 36 Boone Logan, R (6.1) 46 Manny Acosta, R (6.1) 7 Jeff Francoeur, R (7.7) 54 Kris Medlen, S (7.1) 26 Brooks Conrad, S (6.7)	G5-3				G6-4-3 BB		F9		F8	1	0	0	0	1	0	0				
<b>Inning Stats</b>	R: 0 E: 0 K: 1 S: 9	H: 1 LOB: 2 BB: 1 P: 16	R: 0 E: 0 K: 2 S: 8	H: 0 LOB: 0 BB: 0 P: 8	R: 1 E: 0 K: 0 S: 12	H: 2 LOB: 1 BB: 0 P: 15	R: 0 E: 0 K: 0 S: 6	H: 0 LOB: 0 BB: 0 P: 8	R: 0 E: 0 K: 0 S: 3	H: 0 LOB: 0 BB: 1 P: 8	R: 0 E: 0 K: 1 S: 10	H: 2 LOB: 2 BB: 0 P: 12	R: 0 E: 0 K: 1 S: 10	H: 1 LOB: 2 BB: 2 P: 23	R: 2 E: 0 K: 0 S: 18	H: 3 LOB: 2 BB: 1 P: 28	1B: 5 2B: 3 HR: 1	SF: 1 SAC: 0 HBP: 0	WP: 0 PB: 0 CS: 0	PA: 40
<b>PITCHER</b>	IP WLS BF H R ER SO BB IBB HBP BLK WP HR S P ERA WHIP																			
19 Scott Olsen, L (1.1) ERA: 6.04	8.2 W 37 8 3 3 5 5 0 0 0 0 1 75 116 3.12 1.500																			
54 Mike MacDougal, R (9.1) ERA: 3.6	0.1 S 3 1 0 0 0 1 0 0 0 0 0 0 8 14 0.00 6.000																			

Atlanta Braves @ Washington Nationals  
Nationals Park, Washington, DC  
Sun Jul 05 2009, 1:35 PM EDT  
Att: 22,677 - Partly Cloudy - 71 F

AB 33  
R 3  
H 9  
RBI 3  
BB 6  
SO 5  
LOB 19

WP: 0 PA: 40  
PB: 0  
CS: 0  
SB: 0



Batter	1	2	3	4	5	6	7	8	9	AB	R	H	RBI	BB	SO	LOB	BOTTOM			
1 Nyer Morgan, L (1.8) OBP: 0.350, SLG: 0.359	11 S 1B	G4-3				FC3-2 24 1B		G3-1 2B		5	1	3	1	0	0	4				
24 Nick Johnson, L (1.3) OBP: 0.404, SLG: 0.406	F7		15 1B 44 1B	P6		OHY 1B		G3-1		5	0	1	1	0	0	3				
11 Ryan Zimmerman, R (1.5) OBP: 0.363, SLG: 0.481	44 G6-5-3 1B		K		G5-3	F9		K		5	0	1	1	0	2	5				
44 Adam Dunn, L (1.7) 22 Willie Harris, L (9.7) OBP: 0.401, SLG: 0.545 OBP: 0.369, SLG: 0.436	G6-5-3		15 1B 1B		G4-3		K			4	0	1	0	0	1	1				
16 Josh Willingham, R (1.9) 25 Austin Kearns, R (9.9) OBP: 0.407, SLG: 0.530 OBP: 0.328, SLG: 0.320	G6-3	L5			G2-3		15 S 1B			4	0	1	0	0	0	2				
15 Cristian Guzman, S (1.6) OBP: 0.333, SLG: 0.429	10 2B 1B		1-2 2-3 1B		F8		K			4	1	2	0	0	1	1				
7 Josh Bard, S (1.2) OBP: 0.339, SLG: 0.388	L8		G4-3			19 1B 1 FC3-2 2B		K		4	0	1	0	0	1	5				
10 Ronnie Belliard, R (1.4) OBP: 0.232, SLG: 0.293	19 1B 2B				F8		1 FC3-2 24 1B BB		19 SH2-4 2B 1B	3	3	2	1	1	0	0				
19 Scott Olsen, L (1.1) 54 Mike MacDougal, S (9.1) OBP: 0.313, SLG: 0.154 ERA: 5.79	G1-3				G1-3		24 1B 1 FC3-2 1B		SH2-4	3	0	2	1	0	0	0				
<b>Inning Stats</b>	R: 1 E: 0 K: 0 S: 7	H: 2 LOB: 0 BB: 0 P: 12	R: 2 E: 0 K: 0 S: 15	H: 3 LOB: 0 BB: 0 P: 19	R: 0 E: 1 K: 1 S: 17	H: 2 LOB: 3 BB: 0 P: 26	R: 0 E: 0 K: 0 S: 8	H: 1 LOB: 1 BB: 0 P: 12	R: 0 E: 0 K: 0 S: 6	H: 0 LOB: 0 BB: 0 P: 8	R: 1 E: 0 K: 0 S: 11	H: 3 LOB: 3 BB: 1 P: 16	R: 0 E: 0 K: 3 S: 11	H: 1 LOB: 1 BB: 0 P: 17	R: 1 E: 0 K: 1 S: 10	H: 2 LOB: 1 BB: 0 P: 16	1B: 10 2B: 4 3B: 0 HR: 0	SF: 0 SAC: 1 DP: 1 HBP: 0	WP: 0 PB: 0 CS: 0	PA: 39
<b>PITCHER</b>	IP WLS BF H R ER SO BB IBB HBP BLK WP HR S P ERA WHIP																			
32 Derek Lowe, R (1.1) ERA: 4.56	5.1 L 27 10 4 4 4 1 0 0 0 0 0 0 5 7 6.75 2.062																			
36 Boone Logan, L (6.1) ERA: 4.91	0.1 2 1 0 0 0 0 0 0 0 0 0 0 5 6 0.00 3.000																			
46 Manny Acosta, R (6.1) ERA: 2.25	0.1 1 0 0 0 0 0 0 0 0 0 0 0 2 2 0.00 0.000																			
54 Kris Medlen, R (7.1) ERA: 5.79	2.0 9 3 1 1 4 0 0 0 0 0 0 0 21 33 4.50 1.500																			

Atlanta Braves @ Washington Nationals  
Nationals Park, Washington, DC  
Sun Jul 05 2009, 1:35 PM EDT  
Att: 22,677 - Partly Cloudy - 71 F

AB 37  
R 5  
H 14  
RBI 5  
BB 1  
SO 5  
LOB 21










Batter	1	2	3	4	5	6	7	8	9	AB	R	H	RBI	BB	SO	LOB	TOP				
1 Nyer Morgan, L OBP: 0.349, SLG: 0.356	G2-3		F8			K		CS	G6-3	5	0	1	0	0	1	4					
24 Nick Johnson, L OBP: 0.408, SLG: 0.407	G5-4-3 BB		HR						F7	3	1	2	0	2	0	0					
11 Ryan Zimmerman, R OBP: 0.362, SLG: 0.486	G5-4-3		HR						K	5	1	2	3	0	1	3					
44 Adam Dunn, L OBP: 0.398, SLG: 0.538		K	F9							4	0	0	0	0	3	3					
16 Josh Willingham, R OBP: 0.406, SLG: 0.540		HR				G5-3		FC6-5		4	1	2	1	0	0	2					
15 Cristian Guzman, S OBP: 0.325, SLG: 0.418	G3-1		P6					F7	G4-3	4	0	0	0	0	0	3					
7 Josh Bard, S OBP: 0.350, SLG: 0.396					G4-3				K	4	0	2	0	0	1	0					
22 Willie Harris, L OBP: 0.364, SLG: 0.429					G3				F8	4	0	1	0	0	0	1					
27 Jordan Zimmermann, R OBP: 0.380, SLG: 0.120 42 Jason Bergmann, R ERA: 4.52 10 Ronnie Belliard, R ERA: 4.96 17 Sean Burnett, L ERA: 4.19 25 Austin Kearns, R OBP: 0.320, SLG: 0.325 50 Julian Tavarez, L ERA: 4.18 97 Joe Beimel, L ERA: 5.08			HR						CS	2	1	1	0	0	1	0					
<b>Inning Stats</b>	R: 0 E: 0 K: 0 S: 7	H: 0 LOB: 0 BB: 1 P: 14	R: 1 E: 0 K: 1 S: 7	H: 2 LOB: 1 BB: 0 P: 12	R: 3 E: 0 K: 0 S: 16	H: 4 LOB: 1 BB: 0 P: 28	R: 0 E: 0 K: 1 S: 9	H: 0 LOB: 0 BB: 0 P: 16	R: 0 E: 0 K: 1 S: 12	H: 2 LOB: 1 BB: 0 P: 16	R: 0 E: 0 K: 1 S: 16	H: 1 LOB: 2 BB: 1 P: 20	R: 0 E: 0 K: 1 S: 5	H: 1 LOB: 0 BB: 0 P: 7	R: 0 E: 0 K: 1 S: 9	H: 0 LOB: 0 BB: 0 P: 12	1B: 10 2B: 0 3B: 0 HR: 2	SF: 0 SAC: 0 DP: 2 HBP: 0	WP: 1 PB: 0 SB: 1 CS: 1	PA: 40	
<b>PITCHER</b>	IP	WLS	BF	H	R	ER	SO	BB	IBB	HBP	BLK	WP	HR	S	P	ERA	WHIP				
46 Jason Hammel, R ERA: 4.07	5.2		27	10	4	4	3	2	0	0	0	0	2	63	111	6.35	2.118				
56 Franklin Morales, L ERA: 3.12	0.2		4	1	0	0	2	1	0	0	0	1	0	12	23	0.00	3.000				
58 Juan Rincon, R ERA: 4.96	0.2		2	0	0	0	0	0	0	0	0	0	0	3	3	0.00	0.000				
52 Joel Peralta, R ERA: 4.86	0.2		3	1	0	0	1	0	0	0	0	0	0	5	7	0.00	1.500				
41 Alan Embree, L ERA: 6.08	0.1	W	0	0	0	0	0	0	0	0	0	0	0	0	0	0.00	0.000				

Washington Nationals @ Colorado Rockies  
Coors Field, Denver, CO  
Tue Jul 07 2009, 6:40 PM MDT  
Att: 25,314 - Partly Cloudy - 86 F

livebaseballscorecards.com

AB 36  
R 4  
H 12  
RBI 4  
BB 3  
SO 7  
LOB 16




Batter	1	2	3	4	5	6	7	8	9	AB	R	H	RBI	BB	SO	LOB	BOTTOM				
24 Dexter Fowler, S OBP: 0.340, SLG: 0.375				E4						3	0	0	0	1	2	3					
19 Ryan Spilborghs, R OBP: 0.328, SLG: 0.423		K								1	0	0	0	0	0	2					
12 Clint Barmes, R OBP: 0.326, SLG: 0.484										3	1	2	2	1	0	0					
17 Todd Helton, L OBP: 0.392, SLG: 0.504										3	0	0	0	1	1	2					
11 Brad Hawpe, L OBP: 0.401, SLG: 0.584										4	0	2	1	0	1	3					
2 Troy Tulowitzki, R OBP: 0.332, SLG: 0.457										4	1	1	0	0	0	2					
9 Ian Stewart, L OBP: 0.291, SLG: 0.478										4	1	1	0	0	1	2					
20 Chris Iannetta, R OBP: 0.343, SLG: 0.458										3	0	0	1	0	2	0					
5 Carlos González, L OBP: 0.288, SLG: 0.310										2	2	1	0	2	0	0					
46 Jason Hammel, R OBP: 0.380, SLG: 0.120 56 Franklin Morales, L ERA: 4.52 17 Sean Burnett, L ERA: 4.19 50 Julian Tavarez, R ERA: 4.18 41 Alan Embree, L ERA: 6.08 7 Seth Smith, L ERA: 4.18 16 Huston Street, R ERA: 5.24										1	0	1	0	0	0	0					
<b>Inning Stats</b>	R: 1 E: 0 K: 1 S: 15	H: 2 LOB: 1 BB: 1 P: 25	R: 0 E: 0 K: 1 S: 12	H: 1 LOB: 2 BB: 1 P: 18	R: 0 E: 0 K: 0 S: 10	H: 0 LOB: 0 BB: 1 P: 18	R: 3 E: 1 K: 1 S: 22	H: 4 LOB: 3 BB: 1 P: 33	R: 0 E: 0 K: 1 S: 6	H: 0 LOB: 0 BB: 0 P: 8	R: 0 E: 0 K: 1 S: 10	H: 0 LOB: 0 BB: 0 P: 13	R: 0 E: 1 K: 1 S: 11	H: 1 LOB: 2 BB: 0 P: 20	R: 1 E: 1 K: 1 S: 8	H: 0 LOB: 1 BB: 2 P: 18	1B: 7 2B: 3 3B: 0 HR: 0	SF: 2 SAC: 1 DP: 2 HBP: 0	WP: 0 PB: 0 SB: 2 CS: 1	PA: 38	
<b>PITCHER</b>	IP	WLS	BF	H	R	ER	SO	BB	IBB	HBP	BLK	WP	HR	S	P	ERA	WHIP				
27 Jordan Zimmermann, R ERA: 4.52	4.0		22	7	4	2	3	4	0	0	0	0	0	59	94	4.50	2.750				
17 Sean Burnett, L ERA: 4.19	2.0		8	1	0	0	2	0	0	0	0	0	0	21	33	0.00	0.500				
50 Julian Tavarez, R ERA: 4.18	0.1	L	3	0	1	0	1	2	0	0	0	0	0	4	13	0.00	6.000				
97 Joe Beimel, L ERA: 5.24	0.2		2	0	0	0	0	0	0	0	0	0	0	4	5	0.00	0.000				

Washington Nationals @ Colorado Rockies  
Coors Field, Denver, CO  
Tue Jul 07 2009, 6:40 PM MDT  
Att: 25,314 - Partly Cloudy - 86 F

livebaseballscorecards.com

AB 29  
R 5  
H 8  
RBI 4  
BB 6  
SO 7  
LOB 14









Batter	1	2	3	4	5	6	7	8	9	10	11	AB	R	H	RBI	BB	SO	LOB	TOP							
21 Michael Bourn, L (1, 8) OBP: 0.369, SLG: 0.452	F8		K		G3		G5-3	B1		G4-3		6	2	2	2	0	1	1								
8 Jeff Keppinger, R (1, 4) OBP: 0.467, SLG: 0.605	F7				G3		G5-3			G5-3		5	1	2	0	1	0	1								
17 Lance Berkman, S (1, 3) OBP: 0.333, SLG: 0.411	K		G4-3		G3					G4-3		4	1	0	0	2	1	3								
45 Carlos Lee, R (1, 7) OBP: 0.330, SLG: 0.515	K				G1-3							4	1	1	1	1	1	2								
29 Geoff Geary, R (8, 1)												0	0	0	0	0	0	0								
4 Jason Michaels, R (11, PH) OBP: 0.417, SLG: 0.500												1	0	1	0	0	0	0								
22 LaTroy Hawkins, R (11, 1)												0	0	0	0	0	0	0								
10 Miguel Tejada, R (1, 6) OBP: 0.329, SLG: 0.369												6	1	3	3	0	0	3								
9 Hunter Pence, R (1, 9) OBP: 0.373, SLG: 0.479												6	1	2	1	0	0	4								
77 Ivan Rodriguez, R (1, 2) OBP: 0.297, SLG: 0.435												6	0	2	1	0	1	3								
27 Geoff Blum, S (1, 5) OBP: 0.344, SLG: 0.321												5	1	1	1	0	1	5								
44 Roy Oswalt, R (1, 1) OBP: 0.303, SLG: 0.309												2	1	0	0	0	0	0								
43 Chris Sampson, R (8, 1)												0	0	0	0	0	0	0								
48 Tim Lincecum, L (8, 1)												1	1	0	0	1	1	0								
2 Darin Erstad, L (8, 7) OBP: 0.207, SLG: 0.154												0	0	0	0	0	0	0								
36 Matt Kata, S (11, 7)												0	0	0	0	0	0	0								
<b>Inning Stats</b>	R: 0 E: 0 K: 1 S: 6	H: 0 LOB: 0 BB: 0 P: 9	R: 1 E: 0 K: 1 S: 14	H: 2 LOB: 1 BB: 0 P: 22	R: 0 E: 0 K: 1 S: 12	H: 1 LOB: 1 BB: 0 P: 19	R: 0 E: 0 K: 0 S: 8	H: 0 LOB: 0 BB: 0 P: 13	R: 4 E: 0 K: 1 S: 16	H: 3 LOB: 2 BB: 2 P: 29	R: 0 E: 1 K: 0 S: 5	H: 0 LOB: 0 BB: 0 P: 8	R: 3 E: 1 K: 0 S: 19	H: 3 LOB: 2 BB: 1 P: 30	R: 1 E: 0 K: 0 S: 8	H: 1 LOB: 2 BB: 2 P: 18	R: 1 E: 0 K: 1 S: 10	H: 1 LOB: 0 BB: 0 P: 12	R: 0 E: 0 K: 0 S: 6	H: 0 LOB: 0 BB: 0 P: 10	R: 0 E: 1 K: 1 S: 12	H: 3 LOB: 2 BB: 0 P: 16	1B: 8 2B: 7 3B: 0 HR: 0	SF: 1 SAC: 1 DP: 1 HBP: 0	WP: 1 PB: 0 SB: 0 CS: 0	PA: 53
<b>PITCHER</b>	19 Scott Olsen, L (1, 1) ERA: 6.54	IP: 5.0 WLS: 2 BF: 24	H: 6 R: 5 ER: 5 SO: 4	BB: 1 IBB: 0 HBP: 0 BLK: 0	WP: 0 HR: 0 S: 56 P: 92	ERA: 9.00 WHIP: 1.400		<b>PITCHER</b>	38 Joel Hanrahan, R (11, 1) ERA: 6.0	IP: 1.0 WLS: 0 BF: 5	H: 3 R: 0 ER: 0 SO: 1	BB: 0 IBB: 0 HBP: 0 BLK: 0	WP: 0 HR: 0 S: 12 P: 16	ERA: 0.00 WHIP: 3.000												

Houston Astros @ Washington Nationals  
Minute Maid Park, Houston, TX  
Thu Jul 09 2009, 6:05 PM CDT  
Att: 19,328 - Cloudy - 58 F

livebaseballscores.com

AB 46  
R 10  
H 14  
RBI 9  
BB 5  
SO 6  
LOB 22



Batter	1	2	3	4	5	6	7	8	9	10	11	AB	R	H	RBI	BB	SO	LOB	BOTTOM							
15 Cristian Guzman, S (1, 6) OBP: 0.381, SLG: 0.460	G4-3									F7		6	2	3	2	0	0	2								
24 Nick Johnson, L (1, 3) OBP: 0.425, SLG: 0.433	F7									F9		4	2	2	1	1	0	1								
11 Ryan Zimmerman, R (1, 5) OBP: 0.390, SLG: 0.574	G6-4-3									G5-3		6	1	2	1	0	0	5								
44 Adam Dunn, L (1, 9) OBP: 0.445, SLG: 0.565												5	0	0	0	0	3	5								
25 Austin Kearns, R (9, 9) OBP: 0.416, SLG: 0.525												1	0	0	0	0	1	0								
34 Elijah Dukes, R (1, 8) OBP: 0.385, SLG: 0.543												4	2	2	2	2	0	2								
1 Nyjer Morgan, L (11, PR) OBP: 0.356, SLG: 0.352												0	1	0	0	0	0	0								
16 Josh Willingham, R (1, 7) OBP: 0.347, SLG: 0.283												3	1	1	1	3	0	1								
6 Anderson Hernandez, S (1, 4) OBP: 0.405, SLG: 0.381												3	1	0	1	1	0	2								
32 Kip Wells, R (8, 1)												0	0	0	0	0	0	0								
38 Joel Hanrahan, R (11, 1) OBP: 0.235, SLG: 0.188												1	0	0	0	0	0	1								
7 Josh Bard, S (11, PH)												2	0	0	0	0	1	0								
23 Wil Nieves, R (1, 2) OBP: 0.154, SLG: 0.083												1	0	0	0	0	1	3								
22 Willie Harris, L (6, PH) OBP: 0.333, SLG: 0.350												0	0	0	0	0	0	0								
50 Julian Tavearez, L (7, 1)												0	0	0	0	0	0	0								
49 Garrett Mock, S (7, 1)												2	0	0	0	0	0	1								
10 Ronnie Belliard, R (8, 4) OBP: 0.172, SLG: 0.143												1	0	0	0	0	1	0								
19 Scott Olsen, L (1, 1)												1	0	0	0	0	1	0								
13 Alex Cintron, S (5, PH)												1	0	0	0	0	0	0								
52 Saul Rivera, S (6, 1) OBP: 0.365, SLG: 0.467												2	1	1	1	1	0	1								
<b>Inning Stats</b>	R: 0 E: 0 K: 0 S: 5	H: 1 LOB: 0 BB: 0 P: 7	R: 0 E: 0 K: 1 S: 16	H: 1 LOB: 1 BB: 1 P: 27	R: 0 E: 0 K: 2 S: 7	H: 0 LOB: 0 BB: 0 P: 11	R: 2 E: 0 K: 1 S: 9	H: 2 LOB: 0 BB: 0 P: 16	R: 0 E: 0 K: 0 S: 11	H: 0 LOB: 0 BB: 0 P: 14	R: 6 E: 1 K: 1 S: 20	H: 2 LOB: 3 BB: 5 P: 50	R: 0 E: 0 K: 0 S: 7	H: 1 LOB: 1 BB: 0 P: 8	R: 2 E: 0 K: 1 S: 12	H: 4 LOB: 2 BB: 0 P: 19	R: 0 E: 0 K: 0 S: 6	H: 0 LOB: 1 BB: 1 P: 10	R: 0 E: 0 K: 0 S: 8	H: 0 LOB: 0 BB: 0 P: 12	R: 1 E: 1 K: 1 S: 9	H: 1 LOB: 2 BB: 1 P: 16	1B: 9 2B: 0 3B: 0 HR: 2	SF: 0 SAC: 1 DP: 1 HBP: 1	WP: 1 PB: 0 SB: 1 CS: 0	PA: 52
<b>PITCHER</b>	44 Roy Oswalt, R (1, 1) ERA: 4.26	IP: 5.0 WLS: 2 BF: 20	H: 4 R: 4 ER: 4 SO: 4	BB: 2 IBB: 0 HBP: 0 BLK: 0	WP: 1 HR: 1 S: 55 P: 99	ERA: 7.20 WHIP: 1.200		<b>PITCHER</b>	38 Joel Hanrahan, R (11, 1) ERA: 6.0	IP: 1.0 WLS: 0 BF: 5	H: 3 R: 0 ER: 0 SO: 1	BB: 0 IBB: 0 HBP: 0 BLK: 0	WP: 0 HR: 0 S: 12 P: 16	ERA: 0.00 WHIP: 3.000												

Houston Astros @ Washington Nationals  
Minute Maid Park, Houston, TX  
Thu Jul 09 2009, 6:05 PM CDT  
Att: 19,328 - Cloudy - 58 F

livebaseballscores.com



AB 42  
R 11  
H 11  
RBI 9  
BB 8  
SO 7  
LOB 24









Batter	1	2	3	4	5	6	7	8	9	AB R H RBI BB SO LOB	TOP														
1 Nyer Morgan, L OBP: 0.352, SLG: 0.362 54 Mike MacDougal, S (9, 1)	G1-3			1B		K	1B		1B	5 1 3 0 0 1 0 0 0 0 0 0 0 0	<b>Washington Nationals @ Houston Astros</b> Minute Maid Park, Houston, TX Fri Jul 10, 2009, 7:05 PM CDT Att: 33,085 - Roof Closed - 73 F  livebaseballscorecards.com  <b>AB 35</b> <b>R 5</b> <b>H 11</b> <b>RBI 5</b> <b>BB 1</b> <b>SO 8</b> <b>LOB 11</b> 														
15 Cristian Guzman, S OBP: 0.318, SLG: 0.408	F7			K		G4-3	1B		1B	5 0 1 2 0 1 2															
24 Nick Johnson, L OBP: 0.409, SLG: 0.409	K			2B		G3	K			4 0 1 1 0 2 2															
44 Adam Dunn, L OBP: 0.396, SLG: 0.535 97 Joe Beimel, L (8, 1)	F8			1B			2B		1B	4 1 2 0 0 0 0 0 0 0 0 0 0 0 0 0 0 0 0 0 0															
25 Austin Kearns, R OBP: 0.330, SLG: 0.318	F9			1B		G5-3			HBP	3 1 1 1 0 0 1															
16 Josh Willingham, R OBP: 0.411, SLG: 0.541 (9, 7)	F9						2B			4 0 0 0 0 1 2															
7 Josh Bard, S OBP: 0.344, SLG: 0.381 (1, 2)	G4-3					L4			F8	4 1 1 0 0 0 1															
12 Alberto Gonzalez, R OBP: 0.363, SLG: 0.392 (8, 5)	G4-3			G4-3			1B		P5	4 1 1 0 0 0 1															
22 Willie Harris, L OBP: 0.370, SLG: 0.430 (1, 5) (8, 7) (9, 8)	F7						1B		1B	3 1 2 1 1 0 0															
19 Scott Olsen, L OBP: 0.278, SLG: 0.133 10 Ronnie Belliard, R OBP: 0.226, SLG: 0.276 17 Sean Burnett, L (7, 1) 42 Jason Bergmann, R (7, 1) 6 Anderson Hernandez, S OBP: 0.320, SLG: 0.319 (8, 4)	K					K			SH5-3	2 0 0 0 0 2 1 1 0 0 0 0 1 2 0															
<b>Inning Stats</b>	R: 0 E: 0 K: 1 S: 7	H: 0 LOB: 0 BB: 0 P: 12	R: 0 E: 0 K: 0 S: 10	H: 0 LOB: 0 BB: 0 P: 15	R: 0 E: 0 K: 1 S: 8	H: 0 LOB: 0 BB: 0 P: 11	R: 1 E: 0 K: 1 S: 11	H: 3 LOB: 1 BB: 0 P: 14	R: 0 E: 0 K: 2 S: 9	H: 0 LOB: 1 BB: 1 P: 15	R: 0 E: 0 K: 1 S: 6	H: 0 LOB: 0 BB: 0 P: 8	R: 4 E: 0 K: 2 S: 23	H: 6 LOB: 2 BB: 0 P: 33	R: 0 E: 0 K: 0 S: 6	H: 0 LOB: 1 BB: 0 P: 11	R: 0 E: 0 K: 0 S: 6	H: 2 LOB: 1 BB: 0 P: 8	1B: 8 2B: 3 HR: 0	SF: 0 SAC: 1 DP: 1 HBP: 1	WP: 1 PB: 0 SB: 2 CS: 0	PA: 38			
<b>PITCHER</b>	IP WLS BF H R ER SO BB IBB HBP BLK WP HR S P ERA WHIP											<b>PITCHER</b>	IP WLS BF H R ER SO BB IBB HBP BLK WP HR S P ERA WHIP												
44 Roy Oswalt, R ERA: 3.85 Chris Sampson, R ERA: 2.53 48 Tim Lincecum, L ERA: 3.38 50 Alberto Arias, R ERA: 1.85 47 Jeff Fulchino, R ERA: 2.97	6.0 0 23 5 3 3 6 1 0 0 0 0 0 0 58 86 4.50 1.000	0.2 B 6 4 2 2 1 0 0 0 0 0 0 0 13 16 27.00 6.000	0.2 2 0 0 0 1 0 0 0 0 0 0 0 4 8 0.00 0.000	0.2 3 0 0 0 0 0 0 0 1 0 0 0 5 9 0.00 0.000	1.0 W 4 2 0 0 0 0 0 0 0 0 0 0 6 8 0.00 2.000																				
21 Michael Bourn, L OBP: 0.363, SLG: 0.412 (1, 8)	F8			HR		K	K		K	5 1 2 3 0 2 2	<b>Washington Nationals @ Houston Astros</b> Minute Maid Park, Houston, TX Fri Jul 10, 2009, 7:05 PM CDT Att: 33,085 - Roof Closed - 73 F  livebaseballscorecards.com  <b>AB 35</b> <b>R 6</b> <b>H 13</b> <b>RBI 6</b> <b>BB 6</b> <b>SO 4</b> <b>LOB 14</b> 														
10 Miguel Tejada, R OBP: 0.360, SLG: 0.475 (1, 6)	G4-3			1B		E5			1B	5 1 2 0 0 0 1															
17 Lance Berkman, S OBP: 0.401, SLG: 0.531 (1, 3)	G5-3			G4-6-3		K				4 0 0 0 1 1 4															
45 Carlos Lee, R OBP: 0.355, SLG: 0.484 (1, 7)	HR			1B		G6-4-3			1B	5 1 3 1 0 1 2															
9 Hunter Pence, R OBP: 0.371, SLG: 0.482 (1, 9)	P5			1B		G6-4-3			F8	4 0 1 0 1 0 1															
77 Ivan Rodriguez, R OBP: 0.282, SLG: 0.398 (1, 2)	F9			G5-3		F8			IBB	4 1 1 0 1 0 2															
27 Geoff Blum, S OBP: 0.349, SLG: 0.365 (1, 5)	1B			BB		F7			1B	4 1 3 1 1 0 0															
3 Kazuo Matsui, S OBP: 0.305, SLG: 0.316 (1, 4)				1B		F7			1B	2 1 1 0 2 0 0															
44 Roy Oswalt, R ERA: 3.85 Chris Sampson, R ERA: 2.53 48 Tim Lincecum, L ERA: 3.38 50 Alberto Arias, R ERA: 1.85 8 Jeff Keppinger, R 47 Jeff Fulchino, R	F8			SH5-4		G4-3			SF7	2 0 0 0 0 0 2 0 0 0 0 0 0 0 0 0 0 0 0 0 0 0 0 0 0 1 0 0 0 0 0 0 0 0 0 0															
<b>Inning Stats</b>	R: 0 E: 0 K: 0 S: 5	H: 0 LOB: 0 BB: 0 P: 10	R: 1 E: 0 K: 0 S: 9	H: 2 LOB: 2 BB: 1 P: 18	R: 1 E: 0 K: 0 S: 15	H: 4 LOB: 2 BB: 0 P: 21	R: 2 E: 1 K: 1 S: 14	H: 2 LOB: 1 BB: 1 P: 27	R: 0 E: 0 K: 0 S: 9	H: 1 LOB: 0 BB: 0 P: 9		R: 0 E: 0 K: 0 S: 7	H: 0 LOB: 0 BB: 0 P: 9	R: 0 E: 0 K: 2 S: 9	H: 0 LOB: 1 BB: 1 P: 18	R: 1 E: 0 K: 1 S: 11	H: 2 LOB: 3 BB: 1 P: 22	R: 1 E: 0 K: 0 S: 10	H: 2 LOB: 3 BB: 2 P: 20	1B: 10 2B: 1 HR: 2	SF: 1 SAC: 1 DP: 2 HBP: 0	WP: 1 PB: 0 SB: 1 CS: 1	PA: 43		
<b>PITCHER</b>	IP WLS BF H R ER SO BB IBB HBP BLK WP HR S P ERA WHIP											<b>PITCHER</b>	IP WLS BF H R ER SO BB IBB HBP BLK WP HR S P ERA WHIP												
19 Scott Olsen, L ERA: 6.03 17 Sean Burnett, L ERA: 2.79 42 Jason Bergmann, R ERA: 6.75 97 Joe Beimel, L ERA: 3.63 54 Mike MacDougal, R ERA: 4.64	6.0 0 27 9 4 4 1 2 0 0 0 0 0 0 6 94 6.00 1.833	0.2 H 3 0 0 0 1 1 0 0 0 0 0 0 6 14 0.00 1.500	0.1 H 1 0 0 0 1 0 0 0 0 0 0 0 3 4 0.00 0.000	1.1 L 8 3 2 2 1 0 1 0 0 0 0 0 5 14 0.00 6.000																					



Batter	1	2	3	4	5	6	7	8	9	AB	R	H	RBI	BB	SO	LOB	TOP	
1 Niyer Morgan, L OBP: 0.350, SLG: 0.361 25 Austin Kearns, R OBP: 0.328, SLG: 0.316										4	1	1	1	0	1	5		
15 Cristian Guzman, S OBP: 0.300, SLG: 0.408 6 Anderson Hernandez, S OBP: 0.323, SLG: 0.332										5	0	2	1	0	1	1		
24 Nick Johnson, L OBP: 0.410, SLG: 0.421										6	2	3	2	0	1	3		
16 Josh Willingham, R OBP: 0.418, SLG: 0.580										5	3	3	4	1	2	3		
44 Adam Dunn, L OBP: 0.401, SLG: 0.551 22 Willie Harris, L OBP: 0.370, SLG: 0.430										4	2	3	2	1	1	1		
7 Josh Bard, S OBP: 0.346, SLG: 0.377										4	1	1	0	1	0	2		
10 Ronnie Belliard, R OBP: 0.234, SLG: 0.282										5	1	2	0	0	1	0		
12 Alberto Gonzalez, R OBP: 0.381, SLG: 0.430										5	2	4	2	0	0	0		
35 Craig Stammen, R OBP: 0.294, SLG: 0.313										4	1	1	1	0	1	4		
<b>Inning Stats</b>	R: 2 H: 4 E: 0 K: 0 S: 11	H: 1 R: 0 ER: 0 LOB: 1 BB: 0 P: 20	R: 0 H: 0 E: 0 K: 1 S: 9	H: 0 R: 0 ER: 0 LOB: 1 BB: 1 P: 17	R: 3 H: 5 E: 0 K: 1 S: 21	H: 2 R: 0 ER: 0 LOB: 2 BB: 0 P: 25	R: 3 H: 3 E: 0 K: 1 S: 15	H: 3 R: 4 ER: 0 LOB: 1 BB: 0 P: 36	R: 0 H: 0 E: 0 K: 1 S: 9	H: 1 R: 0 ER: 0 LOB: 1 BB: 0 P: 21	1B: 11 SF: 1 2B: 5 3B: 1 HR: 4	SF: 1 SAC: 1 DP: 2 HBP: 0	WP: 0 PB: 0 SB: 0 CS: 0	PA: 49				
<b>PITCHER</b>	IP: 3.2 WLS: L BF: 20 H: 9 R: 5 ER: 5 SO: 1	IP: 4.0 WLS: L BF: 14 H: 6 R: 4 ER: 4 SO: 3	IP: 0.1 WLS: L BF: 5 H: 4 R: 4 ER: 3	IP: 0.1 WLS: L BF: 4 H: 4 R: 4 ER: 3	IP: 2.0 WLS: L BF: 8 H: 5 R: 4 ER: 4	IP: 2.0 WLS: L BF: 7 H: 1 R: 0 ER: 0	IP: 2.0 WLS: L BF: 7 H: 1 R: 0 ER: 0	IP: 2.0 WLS: L BF: 7 H: 1 R: 0 ER: 0	IP: 2.0 WLS: L BF: 7 H: 1 R: 0 ER: 0	IP: 2.0 WLS: L BF: 7 H: 1 R: 0 ER: 0	IP: 2.0 WLS: L BF: 7 H: 1 R: 0 ER: 0	IP: 2.0 WLS: L BF: 7 H: 1 R: 0 ER: 0	IP: 2.0 WLS: L BF: 7 H: 1 R: 0 ER: 0	IP: 2.0 WLS: L BF: 7 H: 1 R: 0 ER: 0	IP: 2.0 WLS: L BF: 7 H: 1 R: 0 ER: 0	IP: 2.0 WLS: L BF: 7 H: 1 R: 0 ER: 0	IP: 2.0 WLS: L BF: 7 H: 1 R: 0 ER: 0	IP: 2.0 WLS: L BF: 7 H: 1 R: 0 ER: 0
11 Mike Hampton, L ERA: 4.52 52 Felipe Paulino, R ERA: 7.04 47 Jeff Fulchino, R ERA: 3.79 48 Tim Lincecum, L ERA: 3.16	IP: 3.2 WLS: L BF: 20 H: 9 R: 5 ER: 5 SO: 1	IP: 4.0 WLS: L BF: 14 H: 6 R: 4 ER: 4 SO: 3	IP: 0.1 WLS: L BF: 5 H: 4 R: 4 ER: 3	IP: 0.1 WLS: L BF: 4 H: 4 R: 4 ER: 3	IP: 2.0 WLS: L BF: 8 H: 5 R: 4 ER: 4	IP: 2.0 WLS: L BF: 7 H: 1 R: 0 ER: 0	IP: 2.0 WLS: L BF: 7 H: 1 R: 0 ER: 0	IP: 2.0 WLS: L BF: 7 H: 1 R: 0 ER: 0	IP: 2.0 WLS: L BF: 7 H: 1 R: 0 ER: 0	IP: 2.0 WLS: L BF: 7 H: 1 R: 0 ER: 0	IP: 2.0 WLS: L BF: 7 H: 1 R: 0 ER: 0	IP: 2.0 WLS: L BF: 7 H: 1 R: 0 ER: 0	IP: 2.0 WLS: L BF: 7 H: 1 R: 0 ER: 0	IP: 2.0 WLS: L BF: 7 H: 1 R: 0 ER: 0	IP: 2.0 WLS: L BF: 7 H: 1 R: 0 ER: 0	IP: 2.0 WLS: L BF: 7 H: 1 R: 0 ER: 0	IP: 2.0 WLS: L BF: 7 H: 1 R: 0 ER: 0	IP: 2.0 WLS: L BF: 7 H: 1 R: 0 ER: 0

Washington Nationals @ Houston Astros  
Minute Maid Park, Houston, TX  
Sat Jul 11 2009, 6:05 PM CDT  
Att: 30,052 - Roof Closed - 73 F

AB	44
R	13
H	21
RBI	13
BB	3
SO	8
LOB	19



Batter	1	2	3	4	5	6	7	8	9	AB	R	H	RBI	BB	SO	LOB	BOTTOM					
21 Michael Bourn, L OBP: 0.364, SLG: 0.412										3	2	1	0	1	0	1						
10 Miguel Tejada, R OBP: 0.358, SLG: 0.476 48 Tim Lincecum, L										4	0	1	1	0	0	2						
17 Lance Berkman, S OBP: 0.399, SLG: 0.528										4	0	1	1	0	0	1						
45 Carlos Lee, R OBP: 0.351, SLG: 0.478										4	0	0	0	0	0	2						
27 Geoff Blum, S OBP: 0.351, SLG: 0.367										4	0	2	0	0	1	0						
9 Hunter Pence, R OBP: 0.367, SLG: 0.476										4	0	0	0	0	0	2						
3 Kazuo Matsui, S OBP: 0.309, SLG: 0.320										4	0	2	0	0	0	0						
55 Humberto Quintero, R OBP: 0.266, SLG: 0.312 47 Jeff Fulchino, R 8 Jeff Keppinger, R OBP: 0.353, SLG: 0.416										3	0	1	0	0	0	3						
11 Mike Hampton, R OBP: 0.367, SLG: 0.370 52 Felipe Paulino, R OBP: 0.071, SLG: 0.071 41 Chris Coste, R OBP: 0.336, SLG: 0.375										1	0	0	0	0	1	1						
<b>Inning Stats</b>	R: 1 H: 0 E: 0 K: 0 S: 5	H: 0 R: 0 ER: 0 LOB: 0 BB: 0 P: 12	R: 0 H: 0 E: 0 K: 1 S: 5	H: 0 R: 0 ER: 0 LOB: 0 BB: 0 P: 8	R: 1 H: 3 E: 0 K: 1 S: 18	H: 3 R: 0 ER: 0 LOB: 1 BB: 0 P: 20	R: 0 H: 2 E: 0 K: 0 S: 8	H: 2 R: 0 ER: 0 LOB: 1 BB: 0 P: 11	R: 0 H: 1 E: 0 K: 0 S: 9	H: 1 R: 0 ER: 0 LOB: 2 BB: 0 P: 15	R: 0 H: 2 E: 0 K: 0 S: 7	H: 2 R: 0 ER: 0 LOB: 0 BB: 0 P: 13	R: 0 H: 0 E: 0 K: 0 S: 6	H: 0 R: 0 ER: 0 LOB: 0 BB: 0 P: 8	R: 0 H: 0 E: 0 K: 0 S: 5	H: 0 R: 0 ER: 0 LOB: 0 BB: 0 P: 8	R: 0 H: 1 E: 0 K: 0 S: 8	H: 1 R: 0 ER: 0 LOB: 1 BB: 0 P: 12	1B: 8 SF: 0 2B: 1 3B: 0 HR: 0	SF: 0 SAC: 0 DP: 1 HBP: 0	WP: 0 PB: 0 SB: 4 CS: 0	PA: 36
<b>PITCHER</b>	IP: 9.0 WLS: W BF: 36 H: 9 R: 2 ER: 2 SO: 2	IP: 4.0 WLS: L BF: 14 H: 6 R: 4 ER: 4 SO: 3	IP: 0.1 WLS: L BF: 5 H: 4 R: 4 ER: 3	IP: 0.1 WLS: L BF: 4 H: 4 R: 4 ER: 3	IP: 2.0 WLS: L BF: 8 H: 5 R: 4 ER: 4	IP: 2.0 WLS: L BF: 7 H: 1 R: 0 ER: 0	IP: 2.0 WLS: L BF: 7 H: 1 R: 0 ER: 0	IP: 2.0 WLS: L BF: 7 H: 1 R: 0 ER: 0	IP: 2.0 WLS: L BF: 7 H: 1 R: 0 ER: 0	IP: 2.0 WLS: L BF: 7 H: 1 R: 0 ER: 0	IP: 2.0 WLS: L BF: 7 H: 1 R: 0 ER: 0	IP: 2.0 WLS: L BF: 7 H: 1 R: 0 ER: 0	IP: 2.0 WLS: L BF: 7 H: 1 R: 0 ER: 0	IP: 2.0 WLS: L BF: 7 H: 1 R: 0 ER: 0	IP: 2.0 WLS: L BF: 7 H: 1 R: 0 ER: 0	IP: 2.0 WLS: L BF: 7 H: 1 R: 0 ER: 0	IP: 2.0 WLS: L BF: 7 H: 1 R: 0 ER: 0	IP: 2.0 WLS: L BF: 7 H: 1 R: 0 ER: 0	IP: 2.0 WLS: L BF: 7 H: 1 R: 0 ER: 0			
35 Craig Stammen, R ERA: 4.45	IP: 9.0 WLS: W BF: 36 H: 9 R: 2 ER: 2 SO: 2	IP: 4.0 WLS: L BF: 14 H: 6 R: 4 ER: 4 SO: 3	IP: 0.1 WLS: L BF: 5 H: 4 R: 4 ER: 3	IP: 0.1 WLS: L BF: 4 H: 4 R: 4 ER: 3	IP: 2.0 WLS: L BF: 8 H: 5 R: 4 ER: 4	IP: 2.0 WLS: L BF: 7 H: 1 R: 0 ER: 0	IP: 2.0 WLS: L BF: 7 H: 1 R: 0 ER: 0	IP: 2.0 WLS: L BF: 7 H: 1 R: 0 ER: 0	IP: 2.0 WLS: L BF: 7 H: 1 R: 0 ER: 0	IP: 2.0 WLS: L BF: 7 H: 1 R: 0 ER: 0	IP: 2.0 WLS: L BF: 7 H: 1 R: 0 ER: 0	IP: 2.0 WLS: L BF: 7 H: 1 R: 0 ER: 0	IP: 2.0 WLS: L BF: 7 H: 1 R: 0 ER: 0	IP: 2.0 WLS: L BF: 7 H: 1 R: 0 ER: 0	IP: 2.0 WLS: L BF: 7 H: 1 R: 0 ER: 0	IP: 2.0 WLS: L BF: 7 H: 1 R: 0 ER: 0	IP: 2.0 WLS: L BF: 7 H: 1 R: 0 ER: 0	IP: 2.0 WLS: L BF: 7 H: 1 R: 0 ER: 0	IP: 2.0 WLS: L BF: 7 H: 1 R: 0 ER: 0			

Washington Nationals @ Houston Astros  
Minute Maid Park, Houston, TX  
Sat Jul 11 2009, 6:05 PM CDT  
Att: 30,052 - Roof Closed - 73 F

AB	35
R	2
H	9
RBI	2
BB	1
SO	2
LOB	13













Batter	1	2	3	4	5	6	7	8	9	AB	R	H	RBI	BB	SO	LOB	TOP					
1 Kosuke Fukudome, L (1,8) OBP: 0.368, SLG: 0.426										4	0	2	0	0	0	1	<b>Chicago Cubs @ Washington Nationals</b> Nationals Park, Washington, DC Fri Jul 17 2009, 7:05 PM EDT Att: 27,581 - Partly Cloudy - 75 F					
2 Ryan Theriot, R (1,6) OBP: 0.350, SLG: 0.420										3	0	0	0	1	0	1						
25 Derrek Lee, R (1,3) OBP: 0.358, SLG: 0.524										4	0	1	0	0	1	2						
16 Aramis Ramirez, R (1,5) OBP: 0.365, SLG: 0.505										4	1	1	1	1	0	4						
21 Milton Bradley, S (1,9) OBP: 0.374, SLG: 0.372										3	1	1	0	1	0	2						
6 Micah Hoffpauir, L (1,7) OBP: 0.285, SLG: 0.438										3	0	0	0	0	0	1						
13 Andrés Blanco, S (9,4) OBP: 0.276, SLG: 0.272										0	0	0	0	0	0	0						
17 Mike Fontenot, L (1,4) OBP: 0.307, SLG: 0.362										3	1	1	0	0	0	2						
9 Reed Johnson, R (9,7) OBP: 0.321, SLG: 0.419										1	0	0	0	0	1	0						
55 Koyie Hill, S (1,2) OBP: 0.290, SLG: 0.302										4	0	0	0	0	2	2						
38 Carlos Zambrano, S (1,1) OBP: 0.256, SLG: 0.592										2	0	1	2	0	0	0						
47 Aaron Heilman, R (6,1) OBP: 0.264, SLG: 0.334										0	0	0	0	0	0	0						
27 Sam Fuld, L (7,PH) OBP: 0.276, SLG: 0.155										0	0	0	0	0	0	0						
45 Sean Marshall, L (7,1) OBP: 0.276, SLG: 0.155										0	0	0	0	0	0	0						
49 Carlos Marmol, R (8,1) OBP: 0.276, SLG: 0.155										0	0	0	0	0	0	0						
63 Kevin Gregg, R (9,1) OBP: 0.276, SLG: 0.155										0	0	0	0	0	0	0						
<b>Inning Stats</b>	R: 0 E: 1 K: 1 S: 6	H: 1 LOB: 1 BB: 0 P: 9	R: 2 E: 0 K: 0 S: 11	H: 2 LOB: 1 BB: 1 P: 19	R: 1 E: 0 K: 0 S: 15	H: 2 LOB: 2 BB: 0 P: 23	R: 0 E: 0 K: 1 S: 11	H: 1 LOB: 0 BB: 0 P: 18	R: 0 E: 0 K: 0 S: 8	H: 0 LOB: 0 BB: 0 P: 14	R: 0 E: 0 K: 0 S: 8	H: 0 LOB: 0 BB: 0 P: 13	R: 0 E: 0 K: 1 S: 14	H: 0 LOB: 0 BB: 0 P: 19	R: 0 E: 0 K: 0 S: 10	H: 1 LOB: 1 BB: 1 P: 16	R: 0 E: 0 K: 1 S: 8	H: 0 LOB: 0 BB: 0 P: 11	1B: 3 2B: 3 3B: 0 HR: 1	SF: 0 SAC: 0 DP: 2 HBP: 1	WP: 0 PB: 0 SB: 1 CS: 0	PA: 36
<b>PITCHER</b>	IP WLS BF H R ER SO BB IBB HBP BLK WP HR S P ERA WHIP	6.0 L 25 6 3 3 2 1 0 1 0 0 1 59 96 4.50 1.167	1.0 3 0 0 0 1 0 0 0 0 0 0 14 19 0.00 0.000	1.0 4 1 0 0 0 1 0 0 0 0 0 10 16 0.00 2.000	1.0 3 0 0 0 1 0 0 0 0 0 0 8 11 0.00 0.000	<b>PITCHER</b>																

AB 32  
R 3  
H 7  
RBI 3  
BB 2  
SO 4  
LOB 15



Batter	1	2	3	4	5	6	7	8	9	AB	R	H	RBI	BB	SO	LOB	BOTTOM						
1 Nyer Morgan, L (1,8) OBP: 0.353, SLG: 0.362										5	0	3	0	0	1	1	<b>Chicago Cubs @ Washington Nationals</b> Nationals Park, Washington, DC Fri Jul 17 2009, 7:05 PM EDT Att: 27,581 - Partly Cloudy - 75 F						
24 Nick Johnson, L (1,3) OBP: 0.410, SLG: 0.422										3	1	1	0	1	0	4							
11 Ryan Zimmerman, R (1,5) OBP: 0.349, SLG: 0.473										4	0	0	0	0	2	5							
44 Adam Dunn, L (1,7) OBP: 0.395, SLG: 0.534										3	0	0	0	1	2	0							
16 Josh Willingham, R (1,9) OBP: 0.405, SLG: 0.553										4	0	0	0	0	2	2							
22 Willie Harris, L (1,4) OBP: 0.368, SLG: 0.422										3	0	0	1	1	1	0							
7 Josh Bard, S (1,2) OBP: 0.336, SLG: 0.359										4	0	0	0	0	2	3							
12 Alberto Gonzalez, R (1,6) OBP: 0.388, SLG: 0.449										4	0	1	0	0	1	0							
35 Craig Stammen, R (1,1) ERA: 3.36										1	0	0	0	1	0	1							
36 Tyler Clippard, R (7,1) ERA: 4.22										0	0	0	0	0	0	0							
25 Austin Kearns, R (7,PH) ERA: 3.92										0	0	0	0	0	0	0							
49 Carlos Marmol, R (8,1) ERA: 3.5										0	0	0	0	0	0	0							
63 Kevin Gregg, R (9,1) ERA: 3.38										1	0	1	0	0	0	0							
<b>Inning Stats</b>	R: 1 E: 0 K: 1 S: 19	H: 1 LOB: 3 BB: 0 P: 40	R: 0 E: 0 K: 1 S: 11	H: 2 LOB: 0 BB: 0 P: 18	R: 0 E: 0 K: 1 S: 8	H: 0 LOB: 0 BB: 0 P: 12	R: 0 E: 0 K: 1 S: 18	H: 1 LOB: 1 BB: 1 P: 29	R: 0 E: 0 K: 2 S: 8	H: 0 LOB: 0 BB: 0 P: 14	R: 0 E: 0 K: 2 S: 10	H: 0 LOB: 0 BB: 0 P: 16	R: 0 E: 0 K: 1 S: 9	H: 1 LOB: 0 BB: 0 P: 10	R: 0 E: 0 K: 1 S: 9	H: 0 LOB: 0 BB: 0 P: 12	R: 0 E: 0 K: 2 S: 12	H: 1 LOB: 0 BB: 0 P: 17	1B: 5 2B: 2 3B: 0 HR: 0	SF: 0 SAC: 0 DP: 1 HBP: 0	WP: 0 PB: 0 SB: 1 CS: 2	PA: 37	
<b>PITCHER</b>	IP WLS BF H R ER SO BB IBB HBP BLK WP HR S P ERA WHIP	5.0 W 23 4 1 0 6 3 1 0 0 0 0 64 113 0.00 1.400	1.0 H 3 0 0 0 2 0 0 0 0 0 0 10 16 0.00 0.000	1.1 H 5 1 0 0 1 0 0 0 0 0 0 11 12 0.00 0.750	0.2 H 2 0 0 0 1 0 0 0 0 0 0 7 10 0.00 0.000	1.0 S 4 1 0 0 2 0 0 0 0 0 0 12 17 0.00 1.000	<b>PITCHER</b>																

AB 33  
R 1  
H 6  
RBI 1  
BB 4  
SO 12  
LOB 16













Batter	1	2	3	4	5	6	7	8	9	AB	R	H	RBI	BB	SO	LOB	TOP				
16 Angel Pagán, S OBP: 0.378, SLG: 0.427										4	2	2	1	0	1	0	<b>New York Mets @ Washington Nationals</b> Nationals Park, Washington, DC Mon Jul 20 2009, 7:05 PM EDT Att: 19,169 - Cloudy - 77 F				
1 Luis Castillo, S OBP: 0.388, SLG: 0.340										3	1	1	1	0	0	0					
28 Daniel Murphy, L OBP: 0.309, SLG: 0.358										4	1	2	2	0	1	0					
5 David Wright, R OBP: 0.407, SLG: 0.452										4	0	0	0	0	2	2					
12 Jeff Francoeur, R OBP: 0.287, SLG: 0.366										4	1	3	2	0	0	0					
18 Jeremy Reed, L OBP: 0.288, SLG: 0.308										4	0	0	0	0	0	2					
3 Alex Cora, L OBP: 0.326, SLG: 0.299										4	1	1	0	0	1	0					
23 Brian Schneider, L OBP: 0.318, SLG: 0.387										4	0	0	0	0	1	1					
61 Livan Hernandez, R OBP: 0.125, SLG: 0.125										3	0	0	0	0	1	1					
25 Pedro Feliciano, L ERA: 2.13										0	0	0	0	0	0	0					
50 Sean Green, R ERA: 11.93										0	0	0	0	0	0	0					
75 Francisco Rodríguez, R ERA: 11.93										0	0	0	0	0	0	0					
<b>Inning Stats</b>	R: 2 E: 0 K: 1 S: 16	H: 3 LOB: 1 BB: 0 P: 21	R: 3 E: 0 K: 0 S: 18	H: 4 LOB: 1 BB: 0 P: 29	R: 0 E: 0 K: 0 S: 9	H: 1 LOB: 0 BB: 0 P: 13	R: 0 E: 0 K: 0 S: 8	H: 0 LOB: 0 BB: 0 P: 11	R: 0 E: 0 K: 1 S: 5	H: 0 LOB: 0 BB: 0 P: 7	R: 0 E: 0 K: 3 S: 9	H: 0 LOB: 0 BB: 0 P: 11	R: 0 E: 0 K: 1 S: 7	H: 0 LOB: 0 BB: 0 P: 10	R: 1 E: 0 K: 0 S: 7	H: 1 LOB: 0 BB: 0 P: 8	1B: 6 2B: 2 3B: 0 HR: 1	SF: 0 SAC: 1 DP: 1 HBP: 0	WP: 0 PB: 0 SB: 0 CS: 0	PA: 35	
<b>PITCHER</b>	IP: 4.0 WLS: L BF: 19	H: 8 R: 5 ER: 5 SO: 1	BB: 0 IBB: 0 HBP: 0 BLK: 0	WP: 0 HR: 0 S: 51 P: 74	ERA: 11.25 WHIP: 2.000	IP: 3.0 WLS: 9 BF: 0	H: 0 R: 0 ER: 0 SO: 5	BB: 0 IBB: 0 HBP: 0 BLK: 0	WP: 0 HR: 0 S: 21 P: 28	ERA: 0.00 WHIP: 0.000	IP: 2.0 WLS: 7 BF: 1	H: 1 R: 1 ER: 1 SO: 1	BB: 0 IBB: 0 HBP: 0 BLK: 0	WP: 0 HR: 1 S: 14 P: 18	ERA: 4.50 WHIP: 0.500						

**New York Mets @ Washington Nationals**  
 Nationals Park, Washington, DC  
 Mon Jul 20 2009, 7:05 PM EDT  
 Att: 19,169 - Cloudy - 77 F

AB	34
R	6
H	9
RBI	6
BB	0
SO	7
LOB	6



Batter	1	2	3	4	5	6	7	8	9	AB	R	H	RBI	BB	SO	LOB	BOTTOM						
1 Nnyer Morgan, L OBP: 0.354, SLG: 0.365										4	0	0	0	0	0	0	<b>New York Mets @ Washington Nationals</b> Nationals Park, Washington, DC Mon Jul 20 2009, 7:05 PM EDT Att: 19,169 - Cloudy - 77 F						
10 Ronnie Belliard, R OBP: 0.350, SLG: 0.286										3	0	1	0	1	0	0							
24 Nick Johnson, L OBP: 0.414, SLG: 0.422										4	0	1	0	0	1	1							
44 Adam Dunn, L OBP: 0.400, SLG: 0.542										4	1	1	0	0	0	4							
15 Cristian Guzman, S OBP: 0.313, SLG: 0.397										4	0	0	0	0	0	2							
25 Austin Kearns, R OBP: 0.335, SLG: 0.317										3	1	1	0	1	0	0							
22 Willie Harris, L OBP: 0.360, SLG: 0.402										3	0	0	0	1	0	3							
7 Josh Bard, S OBP: 0.338, SLG: 0.375										4	0	2	2	0	2	0							
51 J.D. Martin, R ERA: 4.83										1	0	0	0	0	0	2							
12 Alberto Gonzalez, R OBP: 0.350, SLG: 0.417										1	0	0	0	0	0	1							
36 Tyler Clippard, R ERA: 2.95										0	0	0	0	0	0	0							
6 Anderson Hernandez, S OBP: 0.315, SLG: 0.322										1	0	0	0	0	1	0							
26 Logan Kensing, R ERA: 1.81										0	0	0	0	0	0	0							
<b>Inning Stats</b>	R: 0 E: 1 K: 0 S: 7	H: 1 LOB: 1 BB: 0 P: 13	R: 0 E: 0 K: 0 S: 11	H: 1 LOB: 2 BB: 1 P: 19	R: 0 E: 0 K: 1 S: 6	H: 0 LOB: 0 BB: 0 P: 8	R: 2 E: 0 K: 0 S: 9	H: 3 LOB: 1 BB: 0 P: 15	R: 0 E: 0 K: 0 S: 7	H: 0 LOB: 0 BB: 0 P: 13	R: 0 E: 0 K: 0 S: 8	H: 0 LOB: 1 BB: 1 P: 16	R: 0 E: 0 K: 2 S: 9	H: 0 LOB: 0 BB: 0 P: 13	R: 0 E: 0 K: 0 S: 8	H: 1 LOB: 1 BB: 1 P: 13	R: 0 E: 0 K: 1 S: 6	H: 0 LOB: 0 BB: 0 P: 12	1B: 4 2B: 2 3B: 0 HR: 0	SF: 0 SAC: 0 DP: 2 HBP: 0	WP: 0 PB: 0 SB: 0 CS: 0	PA: 35	
<b>PITCHER</b>	IP: 7.0 WLS: W BF: 28	H: 5 R: 2 ER: 2 SO: 3	BB: 2 IBB: 0 HBP: 0 BLK: 0	WP: 0 HR: 0 S: 57 P: 97	ERA: 2.57 WHIP: 1.000	IP: 0.2 WLS: H BF: 3	H: 1 R: 0 ER: 0 SO: 0	BB: 1 IBB: 0 HBP: 0 BLK: 0	WP: 0 HR: 0 S: 5 P: 9	ERA: 0.00 WHIP: 3.000	IP: 0.1 WLS: H BF: 1	H: 0 R: 0 ER: 0 SO: 0	BB: 0 IBB: 0 HBP: 0 BLK: 0	WP: 0 HR: 0 S: 3 P: 4	ERA: 0.00 WHIP: 0.000	IP: 1.0 WLS: 3 BF: 0	H: 0 R: 0 ER: 0 SO: 1	BB: 0 IBB: 0 HBP: 0 BLK: 0	WP: 0 HR: 0 S: 6 P: 12	ERA: 0.00 WHIP: 0.000			

**New York Mets @ Washington Nationals**  
 Nationals Park, Washington, DC  
 Mon Jul 20 2009, 7:05 PM EDT  
 Att: 19,169 - Cloudy - 77 F

AB	32
R	2
H	6
RBI	2
BB	3
SO	4
LOB	13





Batter	1	2	3	4	5	6	7	8	9	AB	R	H	RBI	BB	SO	LOB	TOP					
16 Angel Pagán, S OBP: 0.372, SLG: 0.418										4	0	1	0	0	0	1						
1 Luis Castillo, S OBP: 0.386, SLG: 0.338										4	0	1	0	0	0	1						
5 David Wright, R OBP: 0.405, SLG: 0.450										4	0	1	0	0	0	2						
12 Jeff Francoeur, R OBP: 0.289, SLG: 0.368										4	0	2	0	0	0	1						
17 Fernando Tatis, R OBP: 0.310, SLG: 0.380										4	0	0	0	0	0	2						
28 Daniel Murphy, L OBP: 0.310, SLG: 0.357										3	0	1	0	0	0	0						
9 Omir Santos, R OBP: 0.290, SLG: 0.389										3	0	0	0	0	0	1						
3 Alex Cora, L OBP: 0.322, SLG: 0.295										3	0	0	0	0	0	0						
46 Oliver Pérez, L OBP: 0.385, SLG: 0.333										2	0	1	0	0	0	0						
43 Brian Stokes, R OBP: 0.148, SLG: 0.154										0	0	0	0	0	0	0						
39 Bobby Parnell, R										0	0	0	0	0	0	0						
<b>Inning Stats</b>	R: 0 E: 0 K: 0 S: 9	H: 1 LOB: 0 BB: 0 P: 11	R: 0 E: 0 K: 0 S: 8	H: 1 LOB: 1 BB: 0 P: 13	R: 0 E: 0 K: 0 S: 13	H: 2 LOB: 2 BB: 0 P: 21	R: 0 E: 0 K: 0 S: 4	H: 1 LOB: 0 BB: 0 P: 7	R: 0 E: 0 K: 0 S: 11	H: 0 LOB: 0 BB: 0 P: 12	R: 0 E: 0 K: 0 S: 9	H: 1 LOB: 1 BB: 0 P: 13	R: 0 E: 0 K: 0 S: 7	H: 0 LOB: 0 BB: 0 P: 7	R: 0 E: 0 K: 1 S: 9	H: 0 LOB: 0 BB: 0 P: 11	R: 0 E: 0 K: 0 S: 10	H: 1 LOB: 1 BB: 0 P: 11	1B: 7 2B: 0 3B: 0 HR: 0	SF: 0 SAC: 0 DP: 2 HBP: 0	WP: 0 PB: 0 SB: 0 CS: 0	PA: 32
<b>PITCHER</b> 31 John Lannan, L ERA: 3.38	IP: 9.0 WLS: W BF: 32 H: 7 R: 0 ER: 0 SO: 1	BB: 0 IBB: 0 HBP: 0 BLK: 0	WP: 0 HR: 0 S: 80 P: 106 ERA: 0.00 WHIP: 0.778											IP: 9.0 WLS: W BF: 32 H: 7 R: 0 ER: 0 SO: 1	BB: 0 IBB: 0 HBP: 0 BLK: 0	WP: 0 HR: 0 S: 80 P: 106 ERA: 0.00 WHIP: 0.778						

**New York Mets @ Washington Nationals**  
Nationals Park, Washington, DC  
Tue Jul 21 2009, 7:05 PM EDT  
Att: 23,390 - Cloudy - 81 F

AB	32
R	0
H	7
RBI	0
BB	0
SO	1
LOB	8



Batter	1	2	3	4	5	6	7	8	9	AB	R	H	RBI	BB	SO	LOB	BOTTOM							
1 Nyer Morgan, L OBP: 0.356, SLG: 0.363										2	1	0	0	1	1	1								
15 Cristian Guzman, S OBP: 0.309, SLG: 0.392										4	0	0	0	0	0	2								
11 Ryan Zimmerman, R OBP: 0.347, SLG: 0.467										2	2	1	0	2	0	0								
44 Adam Dunn, L OBP: 0.401, SLG: 0.542										4	1	2	1	0	1	1								
24 Nick Johnson, L OBP: 0.414, SLG: 0.422										0	0	0	0	0	0	0								
16 Josh Willingham, R OBP: 0.406, SLG: 0.537										1	0	0	1	1	0	2								
22 Willie Harris, L OBP: 0.358, SLG: 0.400										1	0	0	0	0	0	0								
25 Austin Kearns, R OBP: 0.333, SLG: 0.311										3	0	0	0	1	1	2								
12 Alberto Gonzalez, R OBP: 0.350, SLG: 0.406										4	0	0	1	0	0	3								
23 Wil Nieves, R OBP: 0.315, SLG: 0.322										2	0	1	1	1	0	1								
31 John Lannan, L OBP: 0.143, SLG: 0.147										2	0	0	0	0	1	2								
<b>Inning Stats</b>	R: 0 E: 0 K: 1 S: 8	H: 1 LOB: 1 BB: 0 P: 8	R: 0 E: 0 K: 1 S: 7	H: 0 LOB: 1 BB: 1 P: 14	R: 0 E: 0 K: 1 S: 9	H: 0 LOB: 0 BB: 1 P: 16	R: 2 E: 0 K: 0 S: 14	H: 2 LOB: 2 BB: 2 P: 28	R: 2 E: 0 K: 0 S: 12	H: 1 LOB: 1 BB: 1 P: 21	R: 0 E: 0 K: 1 S: 7	H: 0 LOB: 0 BB: 1 P: 16	R: 0 E: 0 K: 0 S: 6	H: 0 LOB: 0 BB: 0 P: 8	R: 0 E: 0 K: 0 S: 9	H: 0 LOB: 0 BB: 0 P: 15	R: 0 E: 0 K: 0 S: 6	H: 0 LOB: 0 BB: 0 P: 8	R: 0 E: 0 K: 0 S: 9	H: 0 LOB: 0 BB: 0 P: 15	1B: 4 2B: 0 3B: 0 HR: 0	SF: 2 SAC: 1 DP: 0 HBP: 1	WP: 0 PB: 1 SB: 1 CS: 1	PA: 34
<b>PITCHER</b> 46 Oliver Pérez, L ERA: 7.68	IP: 6.0 WLS: L BF: 28 H: 4 R: 4 ER: 4 SO: 4	BB: 6 IBB: 0 HBP: 0 BLK: 0	WP: 0 HR: 0 S: 57 P: 103 ERA: 6.00 WHIP: 1.667											IP: 6.0 WLS: L BF: 28 H: 4 R: 4 ER: 4 SO: 4	BB: 6 IBB: 0 HBP: 0 BLK: 0	WP: 0 HR: 0 S: 57 P: 103 ERA: 6.00 WHIP: 1.667								
43 Brian Stokes, R ERA: 3.66	IP: 1.0 WLS: 0 BF: 3 H: 0 R: 0 ER: 0 SO: 0	BB: 0 IBB: 0 HBP: 0 BLK: 0	WP: 0 HR: 0 S: 6 P: 8 ERA: 0.00 WHIP: 0.000											IP: 1.0 WLS: 0 BF: 3 H: 0 R: 0 ER: 0 SO: 0	BB: 0 IBB: 0 HBP: 0 BLK: 0	WP: 0 HR: 0 S: 6 P: 8 ERA: 0.00 WHIP: 0.000								
39 Bobby Parnell, R ERA: 4.14	IP: 1.0 WLS: 0 BF: 3 H: 0 R: 0 ER: 0 SO: 0	BB: 0 IBB: 0 HBP: 0 BLK: 0	WP: 0 HR: 0 S: 9 P: 15 ERA: 0.00 WHIP: 0.000											IP: 1.0 WLS: 0 BF: 3 H: 0 R: 0 ER: 0 SO: 0	BB: 0 IBB: 0 HBP: 0 BLK: 0	WP: 0 HR: 0 S: 9 P: 15 ERA: 0.00 WHIP: 0.000								

**New York Mets @ Washington Nationals**  
Nationals Park, Washington, DC  
Tue Jul 21 2009, 7:05 PM EDT  
Att: 23,390 - Cloudy - 81 F

AB	25
R	4
H	4
RBI	4
BB	6
SO	4
LOB	14













Batter	1	2	3	4	5	6	7	8	9	AB	R	H	RBI	BB	SO	LOB	TOP					
18 Tony Gwynn Jr., L (1.8) OBP: 0.360, SLG: 0.377										5	2	2	0	0	1	1						
1 Everth Cabrera, S (1.6) OBP: 0.313, SLG: 0.307										2	1	0	0	1	1	0						
23 Adrián González, L (1.3) OBP: 0.391, SLG: 0.515										3	1	1	1	1	0	0						
5 Kevin Kouzmanoff, R (1.5) OBP: 0.278, SLG: 0.404										5	1	2	1	0	1	1						
7 Chase Headley, S (1.7) OBP: 0.315, SLG: 0.381										4	0	2	1	0	0	2						
8 Kyle Blanks, R (1.9) OBP: 0.320, SLG: 0.349										3	0	0	0	1	3	4						
15 Luis Antonio Rodríguez, R (1.4) OBP: 0.320, SLG: 0.284										4	1	2	3	0	0	3						
30 Eliezer Alfonzo, R (1.2) OBP: 0.221, SLG: 0.289										4	0	1	0	0	0	2						
38 Mat Latos, R (1.1)										3	0	0	0	1	3							
57 Luke Gregerson, L (6.1)										0	0	0	0	0	0	0						
14 Oscar Salazar, R (6. PH) OBP: 0.410, SLG: 0.568										1	0	0	0	0	0	0						
37 Mike Adams, R (8.1)										0	0	0	0	0	0	0						
40 Greg Burke, R (9.1)										0	0	0	0	0	0	0						
<b>Inning Stats</b>	R: 2 H: 2 E: 1 K: 2 S: 13	H: 2 LOB: 1 BB: 0 P: 22	R: 0 H: 1 E: 1 K: 0 S: 6	H: 1 LOB: 1 BB: 0 P: 7	R: 0 H: 0 E: 0 K: 0 S: 7	H: 0 LOB: 0 BB: 0 P: 12	R: 1 H: 1 E: 0 K: 1 S: 12	H: 1 LOB: 1 BB: 1 P: 19	R: 0 H: 1 E: 0 K: 1 S: 6	H: 1 LOB: 0 BB: 1 P: 14	R: 2 H: 4 E: 0 K: 1 S: 18	H: 4 LOB: 2 BB: 0 P: 22	R: 1 H: 1 E: 1 K: 0 S: 11	H: 1 LOB: 3 BB: 2 P: 27	R: 0 H: 0 E: 0 K: 1 S: 5	H: 0 LOB: 0 BB: 0 P: 8	R: 0 H: 0 E: 0 K: 1 S: 9	H: 0 LOB: 0 BB: 0 P: 13	1B: 6 2B: 3 3B: 0 HR: 1	SF: 1 SAC: 2 DP: 0 HBP: 0	WP: 0 PB: 1 SB: 1 CS: 1	PA: 41
<b>PITCHER</b>	IP WLS BF H R ER SO BB IBB HBP BLK WP HR S P ERA WHIP																					
49 Garrett Mock, R (1.1) ERA: 7.06	5.1 L 25 9 5 3 5 1 0 0 0 0 0 1 56 90 5.06 1.875																					
42 Jason Bergmann, R (6.1) ERA: 5.95	1.0 6 1 1 0 0 0 1 0 0 0 0 0 11 18 0.00 1.000																					
41 Ron Villone, L (7.1) ERA: 4.18	0.2 3 0 0 0 0 1 0 0 0 0 0 0 6 15 0.00 1.500																					
17 Sean Burnett, L (8.1) ERA: 2.59	1.0 3 0 0 0 1 0 0 0 0 0 0 0 5 8 0.00 0.000																					
26 Logan Kensing, R (9.1) ERA: 11.15	1.0 3 0 0 0 1 0 0 0 0 0 0 0 9 13 0.00 0.000																					

San Diego Padres @ Washington Nationals  
Nationals Park, Washington, DC  
Fri Jul 24, 2009, 7:05 PM EDT  
Att: 23,506 - Clear - 86 F

livebaseballscorecards.com

AB 34  
R 6  
H 10  
RBI 6  
BB 3  
SO 7  
LOB 16

Batter	1	2	3	4	5	6	7	8	9	AB	R	H	RBI	BB	SO	LOB	BOTTOM					
22 Willie Harris, L (1.8) OBP: 0.356, SLG: 0.393										3	0	0	0	0	2	0						
15 Cristian Guzman, S (1.6) OBP: 0.308, SLG: 0.397										4	1	2	1	0	1	3						
11 Ryan Zimmerman, R (1.5) OBP: 0.345, SLG: 0.469										4	1	2	1	0	1	0						
44 Adam Dunn, L (1.7) OBP: 0.402, SLG: 0.543										3	0	0	0	1	2							
24 Nick Johnson, L (1.3) OBP: 0.413, SLG: 0.416										3	0	1	0	1	1							
16 Josh Willingham, R (1.9) OBP: 0.408, SLG: 0.553										4	0	0	0	0	1	3						
7 Josh Bard, S (1.2) OBP: 0.335, SLG: 0.366										4	0	1	0	0	1	0						
12 Alberto Gonzalez, R (1.4) OBP: 0.340, SLG: 0.401										4	0	0	0	0	0	1						
49 Garrett Mock, S (1.1) ERA: 3.72	5.2 W 22 9 2 2 5 2 0 0 0 0 0 0 2 58 94 3.18 1.235																					
57 Luke Gregerson, R (6.1) ERA: 2.95	1.1 H 7 1 0 0 1 1 0 1 0 0 0 0 15 24 0.00 1.500																					
37 Mike Adams, R (8.1) ERA: 1.13	1.0 3 0 0 0 3 0 0 0 0 0 0 0 13 18 0.00 0.000																					
40 Greg Burke, R (9.1) ERA: 3.81	1.0 3 0 0 0 0 0 0 0 0 0 0 0 7 11 0.00 0.000																					
<b>Inning Stats</b>	R: 1 H: 1 E: 0 K: 0 S: 12	H: 1 LOB: 0 BB: 0 P: 17	R: 0 H: 1 E: 0 K: 2 S: 9	H: 1 LOB: 0 BB: 0 P: 14	R: 0 H: 0 E: 0 K: 2 S: 8	H: 0 LOB: 0 BB: 0 P: 12	R: 0 H: 2 E: 0 K: 0 S: 8	H: 2 LOB: 1 BB: 1 P: 15	R: 0 H: 0 E: 0 K: 0 S: 8	H: 0 LOB: 0 BB: 0 P: 13	R: 1 H: 1 E: 0 K: 1 S: 15	H: 1 LOB: 1 BB: 1 P: 25	R: 0 H: 1 E: 0 K: 3 S: 13	H: 1 LOB: 3 BB: 1 P: 22	R: 0 H: 0 E: 0 K: 3 S: 13	H: 0 LOB: 0 BB: 0 P: 18	R: 0 H: 0 E: 0 K: 0 S: 7	H: 0 LOB: 0 BB: 0 P: 11	1B: 4 2B: 1 3B: 0 HR: 2	SF: 0 SAC: 0 DP: 2 HBP: 1	WP: 0 PB: 0 SB: 0 CS: 1	PA: 35
<b>PITCHER</b>	IP WLS BF H R ER SO BB IBB HBP BLK WP HR S P ERA WHIP																					
49 Garrett Mock, S (1.1) ERA: 3.72	5.2 W 22 9 2 2 5 2 0 0 0 0 0 0 2 58 94 3.18 1.235																					
57 Luke Gregerson, R (6.1) ERA: 2.95	1.1 H 7 1 0 0 1 1 0 1 0 0 0 0 15 24 0.00 1.500																					
37 Mike Adams, R (8.1) ERA: 1.13	1.0 3 0 0 0 3 0 0 0 0 0 0 0 13 18 0.00 0.000																					
40 Greg Burke, R (9.1) ERA: 3.81	1.0 3 0 0 0 0 0 0 0 0 0 0 0 7 11 0.00 0.000																					

San Diego Padres @ Washington Nationals  
Nationals Park, Washington, DC  
Fri Jul 24, 2009, 7:05 PM EDT  
Att: 23,506 - Clear - 86 F

livebaseballscorecards.com

AB 31  
R 2  
H 6  
RBI 2  
BB 3  
SO 9  
LOB 10







Batter	1	2	3	4	5	6	7	8	9	10	AB	R	H	RBI	BB	SO	LOB	TOP								
1 Everth Cabrera, S OBP: 0.327, SLG: 0.326	(1,6)		(1,2)			(1,2)				(2,0)	4	0	1	0	1	0	1									
25 Will Venable, L OBP: 0.299, SLG: 0.322	(1,8)		(0,0)			(0,2)				(2,3)	4	1	1	0	0	1	2									
7 Chase Headley, S OBP: 0.309, SLG: 0.373	(1,7)		(0,1)			(1,0)				(2,3)	4	0	0	0	0	1	2									
5 Kevin Kouzmanoff, R OBP: 0.276, SLG: 0.454	(1,5)				(0,0)					(1,1)	4	0	1	1	0	0	1									
8 Kyle Blanks, R OBP: 0.313, SLG: 0.382	(1,9)				(0,2)					(0,0)	4	1	1	1	0	0	1									
14 Oscar Salazar, R OBP: 0.372, SLG: 0.512	(1,3)				(0,1)					(0,0)	3	0	0	0	0	1	0									
23 Adrián González, L OBP: 0.390, SLG: 0.510	(7,3)									(0,0)	1	0	0	0	0	0	0									
15 Luis Antonio Rodríguez, S OBP: 0.317, SLG: 0.277	(8,4)									(0,0)	4	0	1	0	0	0	0									
30 Eleazer Alfonzo, R OBP: 0.231, SLG: 0.295	(1,2)									(1,1)	4	0	2	0	0	0	0									
49 Chad Gaudin, R OBP: 0.091, SLG: 0.097	(1,1)									(2,1)	2	0	0	0	0	0	2									
18 Tony Stewart, L OBP: 0.257, SLG: 0.275	(8, PH)									(0,0)	0	0	0	0	0	0	0									
57 Luke Gregerson, L OBP: 0.257, SLG: 0.275	(8, 1)									(0,0)	0	0	0	0	0	0	0									
37 Mike Adams, R OBP: 0.257, SLG: 0.275	(10, PH)									(0,0)	0	0	0	0	0	0	1									
11 Drew Macias, L OBP: 0.257, SLG: 0.275	(10, 1)									(0,0)	0	0	0	0	0	0	0									
40 Greg Burke, R OBP: 0.257, SLG: 0.275	(10, 1)									(0,0)	0	0	0	0	0	0	0									
<b>Inning Stats</b>	R: 0 E: 0 K: 0 S: 9	H: 1 LOB: 1 BB: 0 P: 13	R: 0 E: 0 K: 1 S: 9	H: 2 LOB: 2 BB: 0 P: 11	R: 0 E: 0 K: 0 S: 8	H: 0 LOB: 0 BB: 0 P: 9	R: 0 E: 0 K: 0 S: 6	H: 0 LOB: 0 BB: 0 P: 6	R: 0 E: 0 K: 0 S: 4	H: 0 LOB: 0 BB: 0 P: 4	R: 1 E: 0 K: 0 S: 13	H: 2 LOB: 1 BB: 0 P: 20	R: 0 E: 0 K: 0 S: 4	H: 0 LOB: 0 BB: 0 P: 6	R: 0 E: 0 K: 1 S: 6	H: 0 LOB: 0 BB: 1 P: 12	R: 1 E: 0 K: 1 S: 8	H: 1 LOB: 0 BB: 0 P: 12	R: 0 E: 0 K: 0 S: 6	H: 1 LOB: 1 BB: 0 P: 11	1B: 4 2B: 2 3B: 0 HR: 1	SF: 0 SAC: 0 DP: 0 HBP: 0	WP: 0 PB: 0 SB: 1 CS: 0	PA: 37		
<b>PITCHER</b>	IP ERA: 3.25	WLS BF H R ER SO	BF H R ER SO	BB IBB HBP BLK	WP HR S P	ERA WHIP	<b>PITCHER</b>	IP ERA: 3.25	WLS BF H R ER SO	BF H R ER SO	BB IBB HBP BLK	WP HR S P	ERA WHIP													
31 John Lannan, L ERA: 3.25	(1,1) 8.0	WLS 29	H 5	R 1	ER 2	SO 2	BB 1	IBB 0	HBP 0	BLK 0	WP 0	HR 0	S 59	P 81	ERA 1.12	WHIP 0.750										
54 Mike MacDougal, R ERA: 4.06	(9, 1) 1.1	B 6	2	1	1	1	0	0	0	0	0	1	11	16	6.75	1.500										
97 Joe Beimel, L ERA: 3.43	(10, 1) 0.2	W 2	0	0	0	0	0	0	0	0	0	0	3	7	0.00	0.000										

**San Diego Padres @ Washington Nationals**  
 Nationals Park, Washington, DC  
 Sun Jul 26 2009, 1:35 PM EDT  
 Att: 20,747 - Cloudy - 86 F

livebaseballscorecards.com

AB 36  
R 2  
H 7  
RBI 2  
BB 1  
SO 3  
LOB 10

WP: 0 PA: 37  
PB: 0  
SB: 1  
CS: 0

Batter	1	2	3	4	5	6	7	8	9	10	AB	R	H	RBI	BB	SO	LOB	BOTTOM							
22 Willie Harris, L OBP: 0.362, SLG: 0.392	(1,8)		(1,2)			(2,0)				(2,1)	2	1	1	0	2	0	1								
24 Nick Johnson, L OBP: 0.410, SLG: 0.409	(1,3)		(3,2)			(3,2)				(4,0)	4	0	0	0	1	0	4								
11 Ryan Zimmerman, R OBP: 0.347, SLG: 0.477	(1,5)		(1,3)			(0,1)				(0,1)	5	0	0	0	0	3	6								
44 Adam Dunn, L OBP: 0.402, SLG: 0.550	(1,7)					(1,0)				(1,1)	4	0	1	1	0	0	0								
25 Austin Kearns, R OBP: 0.338, SLG: 0.314	(9, 9)									(1,0)	1	0	1	1	0	0	0								
16 Josh Willingham, R OBP: 0.407, SLG: 0.565	(1,9)									(1,2)	4	1	1	1	0	1	2								
54 Mike MacDougal, S ERA: 1.06	(9, 1)									(0,0)	0	0	0	0	0	0	0								
97 Joe Beimel, L ERA: 3.43	(10, 1)									(0,0)	0	0	0	0	0	0	0								
7 Josh Bard, S OBP: 0.333, SLG: 0.362	(1,2)									(1,2)	4	0	1	0	0	0	0								
12 Alberto Gonzalez, R OBP: 0.336, SLG: 0.394	(1,8)									(1,0)	4	0	1	0	0	1	1								
6 Anderson Hernandez, S OBP: 0.311, SLG: 0.318	(1,4)									(0,0)	4	0	0	0	0	1	1								
31 John Lannan, L OBP: 0.189, SLG: 0.194	(1,1)									(0,0)	2	0	2	0	0	0	0								
1 Nyjer Morgan, L OBP: 0.365, SLG: 0.377	(8, PH)									(0,0)	2	1	1	0	0	0	0								
<b>Inning Stats</b>	R: 0 E: 0 K: 1 S: 12	H: 0 LOB: 0 BB: 1 P: 19	R: 0 E: 0 K: 1 S: 9	H: 1 LOB: 1 BB: 0 P: 14	R: 0 E: 0 K: 1 S: 11	H: 1 LOB: 2 BB: 1 P: 20	R: 0 E: 0 K: 0 S: 6	H: 0 LOB: 0 BB: 0 P: 9	R: 0 E: 0 K: 0 S: 6	H: 0 LOB: 1 BB: 0 P: 12	R: 0 E: 0 K: 0 S: 7	H: 0 LOB: 0 BB: 0 P: 11	R: 1 E: 0 K: 0 S: 10	H: 2 LOB: 0 BB: 0 P: 13	R: 1 E: 1 K: 1 S: 19	H: 2 LOB: 2 BB: 0 P: 26	R: 0 E: 0 K: 1 S: 13	H: 0 LOB: 0 BB: 0 P: 16	R: 1 E: 0 K: 0 S: 6	H: 2 LOB: 2 BB: 1 P: 13	1B: 8 2B: 0 3B: 0 HR: 1	SF: 0 SAC: 1 DP: 1 HBP: 0	WP: 0 PB: 0 SB: 0 CS: 1	PA: 40	
<b>PITCHER</b>	IP ERA: 4.57	WLS BF H R ER SO	BF H R ER SO	BB IBB HBP BLK	WP HR S P	ERA WHIP	<b>PITCHER</b>	IP ERA: 4.57	WLS BF H R ER SO	BF H R ER SO	BB IBB HBP BLK	WP HR S P	ERA WHIP												
49 Chad Gaudin, R ERA: 4.57	(1,1) 7.0	WLS 26	H 5	R 1	ER 4	SO 4	BB 2	IBB 0	HBP 0	BLK 0	WP 0	HR 1	S 61	P 98	ERA 1.29	WHIP 1.000									
57 Luke Gregerson, R ERA: 2.89	(8, 1) 1.0	6	2	1	0	1	0	0	0	0	0	0	0	19	26	0.00	2.000								
37 Mike Adams, R ERA: 1.06	(9, 1) 1.0	3	0	0	0	1	0	0	0	0	0	0	0	13	16	0.00	0.000								
40 Greg Burke, R ERA: 4.03	(10, 1) 0.2	L 5	2	1	1	0	0	1	0	0	0	0	0	6	13	13.50	3.000								

**San Diego Padres @ Washington Nationals**  
 Nationals Park, Washington, DC  
 Sun Jul 26 2009, 1:35 PM EDT  
 Att: 20,747 - Cloudy - 86 F

livebaseballscorecards.com

AB 36  
R 3  
H 9  
RBI 3  
BB 3  
SO 6  
LOB 15

WP: 0 PA: 40  
PB: 0  
SB: 0  
CS: 1







Batter	1	2	3	4	5	6	7	8	9	AB	R	H	RBI	BB	SO	LOB	TOP			
1 Niyer Morgan, L (1, 8) OBP: 0.367, SLG: 0.389										5	1	2	3	0	1	3	<b>Washington Nationals @ Milwaukee Brewers</b> Miller Park, Milwaukee, WI Tue Jul 28 2009, 7:05 PM CDT Att: 36,502 - Partly Cloudy - 79 F <a href="http://livebaseballscorecards.com">livebaseballscorecards.com</a>			
15 Cristian Guzman, S (1, 6) OBP: 0.318, SLG: 0.413										4	1	2	3	1	0	1				
26 Logan Kensing, R (8, 1)										0	0	0	0	0	0	0				
24 Nick Johnson, L (9, 3) OBP: 0.407, SLG: 0.495										0	0	0	0	0	0	0				
11 Ryan Zimmerman, R (1, 5) OBP: 0.348, SLG: 0.480										5	0	1	0	0	0	2				
44 Adam Dunn, L (1, 3) OBP: 0.410, SLG: 0.562										2	1	1	1	3	0	1				
25 Austin Kearns, R (9, 9) OBP: 0.337, SLG: 0.312										0	0	0	0	0	0	0				
16 Josh Willingham, R (1, 9) OBP: 0.414, SLG: 0.595										4	1	2	0	1	0	2				
41 Ron Villone, L (9, 1)										0	0	0	0	0	0	0				
22 Willie Harris, L (1, 7) OBP: 0.367, SLG: 0.391										3	1	1	0	2	0	4				
12 Alberto Gonzalez, R (1, 4) OBP: 0.327, SLG: 0.364										5	0	0	0	0	1	8				
23 Wil Nieves, R (1, 2) OBP: 0.309, SLG: 0.310										4	2	1	1	1	1	3				
40 Collin Balester, R (1, 1) OBP: 0.333, SLG: 0.333										2	0	1	0	0	0	0				
42 Jason Bergmann, R (7, 1)										0	0	0	0	0	0	0				
10 Ronnie Belliard, R (8, PH) OBP: 0.252, SLG: 0.277										1	1	1	0	0	0	0				
										2	0	1	0	0	0	0				
										0	0	0	0	0	0	0				
										1	1	1	0	0	0	0				
<b>Inning Stats</b>	R: 1 E: 0 K: 0 S: 9	H: 2 LOB: 0 BB: 0 P: 14	R: 0 E: 0 K: 2 S: 12	H: 0 LOB: 1 BB: 1 P: 17	R: 0 E: 0 K: 0 S: 10	H: 1 LOB: 1 BB: 0 P: 15	R: 4 E: 0 K: 0 S: 17	H: 5 LOB: 1 BB: 2 P: 21	R: 0 E: 0 K: 0 S: 7	H: 1 LOB: 0 BB: 0 P: 8	R: 0 E: 0 K: 0 S: 7	H: 0 LOB: 2 BB: 2 P: 20	R: 3 E: 0 K: 1 S: 10	H: 2 LOB: 0 BB: 1 P: 18	R: 0 E: 0 K: 0 S: 15	H: 0 LOB: 2 BB: 2 P: 27	1B: 9 2B: 0 3B: 0 HR: 3	SF: 0 SAC: 1 DP: 3 HBP: 0	WP: 0 PB: 0 SB: 1 CS: 0	PA: 44
<b>PITCHER</b>	IP 4.0	WLS L	BF 20	H 8	R 5	ER 5	SO 2	BB 1	IBB 0	HBP 0	BLK 0	WP 0	HR 2	S 48	P 67	ERA 11.25	WHIP 2.250			
12 Carlos Villanueva, R (1, 1) ERA: 6.61	4.0	L	20	8	5	5	2	1	0	0	0	0	2	48	67	11.25	2.250			
48 Tim Dillard, R (5, 1) ERA: 6.75	4.0		19	4	3	3	1	4	1	0	0	0	1	32	63	6.75	2.000			
51 Trevor Hoffman, R (9, 1) ERA: 1.86	0.2		4	0	0	0	0	2	0	0	0	0	0	10	21	0.00	3.000			
45 Mark DiFelice, R (9, 1) ERA: 2.01	0.1		1	0	0	0	0	0	0	0	0	0	0	5	6	0.00	0.000			

Batter	1	2	3	4	5	6	7	8	9	AB	R	H	RBI	BB	SO	LOB	BOTTOM					
3 Felipe Lopez, S (1, 4) OBP: 0.367, SLG: 0.416										4	0	1	0	0	1	1	<b>Washington Nationals @ Milwaukee Brewers</b> Miller Park, Milwaukee, WI Tue Jul 28 2009, 7:05 PM CDT Att: 36,502 - Partly Cloudy - 79 F <a href="http://livebaseballscorecards.com">livebaseballscorecards.com</a>					
25 Mike Cameron, R (1, 8) OBP: 0.356, SLG: 0.447										4	0	0	0	0	1	2						
8 Ryan Braun, R (1, 7) OBP: 0.395, SLG: 0.573										4	2	2	1	0	0	0						
28 Prince Fielder, L (1, 3) OBP: 0.424, SLG: 0.585										4	0	0	1	0	0	0						
14 Casey McGehee, R (1, 5) OBP: 0.364, SLG: 0.512										4	0	0	0	0	0	0						
1 Corey Hart, R (1, 9) OBP: 0.332, SLG: 0.430										4	1	1	0	0	1	0						
7 J.J. Hardy, R (1, 6) OBP: 0.300, SLG: 0.378										3	0	3	1	0	0	0						
18 Jason Kendall, R (1, 2) OBP: 0.325, SLG: 0.283										3	0	0	0	0	1	3						
12 Carlos Villanueva, R (1, 1) OBP: 0.250, SLG: 0.250										1	0	0	0	0	0	0						
48 Tim Dillard, R (5, 1) ERA: 5.48										1	0	0	0	0	1	1						
30 Craig Counsell, L (8, PH) OBP: 0.395, SLG: 0.426										0	0	0	0	0	1	0						
51 Trevor Hoffman, R (9, 1) ERA: 1.86										0	0	0	0	0	1	0						
45 Mark DiFelice, R (9, 1) ERA: 2.01										0	0	0	0	0	0	0						
										0	0	0	0	0	0	0						
<b>Inning Stats</b>	R: 0 E: 0 K: 2 S: 8	H: 0 LOB: 0 BB: 0 P: 10	R: 1 E: 0 K: 0 S: 10	H: 2 LOB: 1 BB: 0 P: 18	R: 0 E: 0 K: 0 S: 6	H: 1 LOB: 0 BB: 0 P: 8	R: 0 E: 0 K: 0 S: 8	H: 0 LOB: 0 BB: 0 P: 15	R: 0 E: 0 K: 1 S: 15	H: 1 LOB: 0 BB: 0 P: 22	R: 1 E: 0 K: 0 S: 13	H: 1 LOB: 0 BB: 0 P: 20	R: 0 E: 0 K: 1 S: 8	H: 1 LOB: 1 BB: 0 P: 11	R: 0 E: 0 K: 0 S: 10	H: 0 LOB: 0 BB: 1 P: 16	R: 1 E: 0 K: 1 S: 11	H: 1 LOB: 0 BB: 0 P: 18	1B: 3 2B: 2 3B: 1 HR: 1	SF: 0 SAC: 0 DP: 2 HBP: 0	WP: 0 PB: 0 SB: 0 CS: 0	PA: 33
<b>PITCHER</b>	IP 6.0	WLS W	BF 22	H 8	R 2	ER 2	SO 3	BB 0	IBB 0	HBP 0	BLK 0	WP 0	HR 1	S 60	P 93	ERA 3.00	WHIP 0.833					
40 Collin Balester, R (1, 1) ERA: 4.0	6.0	W	22	8	2	2	3	0	0	0	0	0	1	60	93	3.00	0.833					
42 Jason Bergmann, R (7, 1) ERA: 8.84	1.0	H	4	1	0	0	1	0	0	0	0	0	0	8	11	0.00	1.000					
26 Logan Kensing, R (8, 1) ERA: 8.84	1.0		3	0	0	0	0	1	0	0	0	0	0	10	16	0.00	1.000					
41 Ron Villone, L (9, 1) ERA: 4.34	1.0		4	1	1	1	1	0	0	0	0	0	0	11	18	9.00	1.000					



Batter	1	2	3	4	5	6	7	8	9	AB	R	H	RBI	BB	SO	LOB	TOP				
1 Nyer Morgan, L (1.8) OBP: 0.367, SLG: 0.389	G4-3	11 BB 24 BB 15 1B	F7			B3		15 WP 1B		5	1	2	0	0	0	1	Washington Nationals @ Milwaukee Brewers Miller Park, Milwaukee, WI Wed Jul 29 2009, 7:05 PM CDT Att: 32,992 - Partly Cloudy - 77 F				
15 Cristian Guzman, S (1.6) OBP: 0.319, SLG: 0.415	K	24 BB 11 BB 1B	G6-3			11 1B 2B		G3		5	1	2	1	0	1						
16 Josh Willingham, R (1.7) OBP: 0.410, SLG: 0.586	11 BB 24 1B 1B	K	F7			G6-3		G5-3		5	1	1	0	0	1	5					
11 Ryan Zimmerman, R (1.5) OBP: 0.353, SLG: 0.481	24 1B BB	24 BB BB	1B			2H 1B		K		3	0	2	2	2	1	0					
24 Nick Johnson, L (1.3) OBP: 0.410, SLG: 0.406	1B	BB	K			K		44 DI 1B		4	0	2	2	1	2	2					
10 Ronnie Belliard, R (1.4) OBP: 0.243, SLG: 0.266	P6	P6	P4			G5-3		P3		5	0	0	0	0	0	6					
25 Austin Kearns, R (1.9) OBP: 0.335, SLG: 0.308	K	K	G6-3			G5-3		K		3	0	0	0	1	1	0					
44 Adam Dunn, L (0. PH) OBP: 0.409, SLG: 0.560	BB	BB	BB			K		K		1	0	0	0	0	1	1					
7 Josh Bard, S (1.2) OBP: 0.333, SLG: 0.359	1 1B 15 1B 49 1B BB	F9	F9			F8				3	1	1	0	1	0	1					
49 Garrett Mock, S (1.1) OBP: 0.287, SLG: 0.287	15 1B 11 BB 1B	K	K			F7				3	1	1	0	0	2	2					
36 Tyler Clippard, R (0.5 PH) OBP: 0.309, SLG: 0.379										0	0	0	0	0	0	0					
17 Sean Burnett, L (0.7) ERA: 2.41										0	0	0	0	0	0	0					
22 Willie Harris, L (0.8 PH) OBP: 0.303, SLG: 0.332										0	0	0	0	0	0	0					
26 Logan Kensing, R (0.1) ERA: 3.4										0	0	0	0	0	0	0					
97 Joe Beigel, L (0.1) ERA: 3.4										0	0	0	0	0	0	0					
<b>Inning Stats</b>	R: 1 E: 0 K: 1 S: 18	H: 2 LOB: 2 BB: 1 P: 29	R: 3 E: 0 K: 2 S: 19	H: 3 LOB: 3 BB: 3 P: 35	R: 0 E: 0 K: 1 S: 8	H: 0 LOB: 1 BB: 1 P: 15	R: 0 E: 0 K: 1 S: 9	H: 1 LOB: 1 BB: 0 P: 11	R: 0 E: 0 K: 1 S: 11	H: 2 LOB: 1 BB: 0 P: 13	R: 0 E: 0 K: 0 S: 6	H: 0 LOB: 0 BB: 0 P: 9	R: 0 E: 0 K: 0 S: 6	H: 1 LOB: 1 BB: 0 P: 8	R: 0 E: 0 K: 2 S: 12	H: 1 LOB: 1 BB: 0 P: 19	1B: 9 2B: 2 3B: 0 HR: 0	SF: 0 SAC: 0 DP: 0 HBP: 0	WP: 2 PB: 0 SB: 0 CS: 0	PA: 43	
<b>PITCHER</b>	IP WLS BF H R ER SO BB IBB HBP BLK WP HR S P ERA WHIP	6.0 W 32 9 5 5 7 5 0 0 0 0 0 0 73 113 7.50 2.333	2.0 H 7 1 0 0 0 0 0 0 0 0 1 0 12 17 0.00 0.500	1.0 S 4 1 0 0 2 0 0 0 0 0 0 0 12 19 0.00 1.000																	

Batter	1	2	3	4	5	6	7	8	9	AB	R	H	RBI	BB	SO	LOB	BOTTOM				
3 Felipe Lopez, S (1.4) OBP: 0.364, SLG: 0.411	F8		G4-3			G3				4	0	0	0	0	0	1	Washington Nationals @ Milwaukee Brewers Miller Park, Milwaukee, WI Wed Jul 29 2009, 7:05 PM CDT Att: 32,992 - Partly Cloudy - 77 F				
30 Craig Counsell, L (1.5) OBP: 0.397, SLG: 0.427	8 FC6-4 1B		8 3B 1B			F9		K		4	1	2	0	0	1	0					
8 Ryan Braun, R (1.7) OBP: 0.396, SLG: 0.576	FC6-4 28 1B 1-2		28 WP 3B			K		28 CS BB		3	1	1	1	1	1	1					
28 Prince Fielder, L (1.3) OBP: 0.422, SLG: 0.581	1B		K			F9		K		4	0	1	0	0	2	1					
1 Corey Hart, R (1.9) OBP: 0.333, SLG: 0.434	F9		G6-3			25 1B 7 G5-4-3 2B		25 1B 7 S G6-3 1B		4	2	2	0	0	0	2					
25 Mike Cameron, R (1.8) OBP: 0.382, SLG: 0.461	BB		HR			7 G5-4-3 1B		2 WP 7 G5-3 1B		3	1	3	1	1	0	0					
7 J.J. Hardy, R (1.6) OBP: 0.299, SLG: 0.380	F8		2B			G5-4-3		G5-3		4	0	1	1	0	0	3					
11 Mike Rivera, R (1.2) OBP: 0.302, SLG: 0.291	P2		K			14 HR BB		L4		3	1	0	0	1	1	3					
26 Manny Parra, L (1.1) OBP: 0.138, SLG: 0.115	L9		K			HR		G6-3		2	0	0	0	0	1	2					
14 Casey McGehee, R (0.5 PH) OBP: 0.209, SLG: 0.232										1	1	2	0	0	0	0					
60 Todd Coffey, R (0.7) ERA: 2.7										0	0	0	0	0	0	0					
27 Frank Catalanotto, L (0.8 PH) OBP: 0.283, SLG: 0.332										0	0	0	0	0	0	0					
2 Bill Hall, R (0.8 PH) OBP: 0.283, SLG: 0.332										0	0	0	0	0	0	0					
51 Trevor Hoffman, R (0.1) ERA: 3.4										0	0	0	0	0	0	0					
<b>Inning Stats</b>	R: 0 E: 0 K: 0 S: 9	H: 2 LOB: 0 BB: 0 P: 16	R: 0 E: 0 K: 0 S: 6	H: 0 LOB: 1 BB: 1 P: 14	R: 2 E: 0 K: 1 S: 12	H: 2 LOB: 0 BB: 0 P: 17	R: 1 E: 0 K: 2 S: 16	H: 2 LOB: 1 BB: 0 P: 22	R: 0 E: 0 K: 1 S: 7	H: 0 LOB: 0 BB: 0 P: 10	R: 3 E: 0 K: 0 S: 20	H: 3 LOB: 0 BB: 1 P: 34	R: 0 E: 0 K: 2 S: 8	H: 0 LOB: 0 BB: 1 P: 16	R: 1 E: 0 K: 0 S: 11	H: 2 LOB: 1 BB: 0 P: 20	1B: 6 2B: 2 3B: 1 HR: 2	SF: 0 SAC: 0 DP: 1 HBP: 0	WP: 2 PB: 0 SB: 1 CS: 1	PA: 36	
<b>PITCHER</b>	IP WLS BF H R ER SO BB IBB HBP BLK WP HR S P ERA WHIP	5.0 L 6 1 0 0 1 2 0 0 0 0 0 1 15 33 6.75 2.250	0.2 1 0 0 0 1 0 0 0 0 0 0 0 0 4 5 0.00 0.000	0.2 4 2 1 1 0 0 0 0 0 0 0 0 0 10 16 13.50 3.000																	





Batter	1	2	3	4	5	6	7	8	9	AB	R	H	RBI	BB	SO	LOB	TOP					
1 Nyer Morgan, L (1,8) OBP: 0.371, SLG: 0.398			2-6	11 HR		12 SH1-3		K		4	1	3	0	0	1	0	<b>Washington Nationals @ Milwaukee Brewers</b> Miller Park, Milwaukee, WI Thu Jul 30 2009, 1:05 PM CDT Att: 39,890 - Roof Closed - 74 F <a href="http://livebaseballscorecards.com">livebaseballscorecards.com</a>					
12 Alberto Gonzalez, R (1,6) OBP: 0.327, SLG: 0.319	K			11 HR		SH1-3				2	0	0	0	1	2	2						
Nick Johnson, L (1,3) OBP: 0.408, SLG: 0.402	F9			11 HR						3	1	0	0	1	1	3						
44 Adam Dunn, L (1,9) OBP: 0.405, SLG: 0.554	2-5	L5								4	0	0	0	0	2	4						
11 Ryan Zimmerman, R (1,5) OBP: 0.352, SLG: 0.486	G4-3									4	1	1	3	0	1	1						
22 Willie Harris, L (1,7) OBP: 0.368, SLG: 0.383	G4-3									3	0	0	0	0	1	0						
23 Wil Nieves, R (1,2)										3	0	1	0	0	1	0						
6 Anderson Hernandez, S (1,4) 54 Mike MacDougal, S (8,1) OBP: 0.305, SLG: 0.311										3	0	0	0	0	2	1						
51 J.D. Martin, R (1,1) 17 Sean Burnett, L (7,1)										2	0	0	0	0	2	1						
10 Ronnie Belliard, R (8,PH) 57 Mitch Stetter, L (9,1) OBP: 0.241, SLG: 0.264										1	0	0	0	0	0	0						
<b>Inning Stats</b>	R: 0 E: 0 K: 1 S: 13	H: 1 LOB: 1 BB: 0 P: 19	R: 0 E: 0 K: 0 S: 6	H: 0 LOB: 0 BB: 0 P: 8	R: 0 E: 0 K: 2 S: 13	H: 1 LOB: 1 BB: 0 P: 19	R: 3 E: 0 K: 3 S: 17	H: 2 LOB: 0 BB: 1 P: 30	R: 0 E: 0 K: 1 S: 8	H: 0 LOB: 0 BB: 0 P: 11	R: 0 E: 0 K: 2 S: 8	H: 1 LOB: 1 BB: 0 P: 16	R: 0 E: 0 K: 2 S: 8	H: 0 LOB: 0 BB: 0 P: 13	R: 0 E: 0 K: 2 S: 11	H: 0 LOB: 0 BB: 0 P: 15	R: 0 E: 0 K: 0 S: 9	H: 0 LOB: 1 BB: 1 P: 17	1B: 2 2B: 2 HR: 1	SF: 0 SAC: 1 HBP: 0	WP: 0 PB: 0 SB: 1 CS: 0	PA: 32
<b>PITCHER</b>	IP	WLS	BF	H	R	ER	SO	BB	IBB	HBP	BLK	WP	HR	S	P	ERA	WHIP					
49 Yovani Gallardo, R (1,1) ERA: 3.13	7.0	W	27	5	3	3	11	1	0	0	0	0	1	73	116	3.86	0.857					
60 Todd Coffey, R (8,1) ERA: 2.35	1.0	H	3	0	0	0	2	0	0	0	0	0	0	11	15	0.00	0.000					
57 Mitch Stetter, L (9,1) ERA: 3.24	1.0		4	0	0	0	0	1	0	0	0	0	0	9	17	0.00	1.000					

Batter	1	2	3	4	5	6	7	8	9	AB	R	H	RBI	BB	SO	LOB	BOTTOM					
3 Felipe Lopez, S (1,4) OBP: 0.368, SLG: 0.416	L8									3	1	2	0	1	0	0	<b>Washington Nationals @ Milwaukee Brewers</b> Miller Park, Milwaukee, WI Thu Jul 30 2009, 1:05 PM CDT Att: 39,890 - Roof Closed - 74 F <a href="http://livebaseballscorecards.com">livebaseballscorecards.com</a>					
30 Craig Counsell, L (1,6) OBP: 0.395, SLG: 0.435	G3									4	1	1	3	0	0	3						
8 Ryan Braun, R (1,7) OBP: 0.393, SLG: 0.570	G6-3									4	0	0	0	0	1	2						
28 Prince Fielder, L (1,3) OBP: 0.423, SLG: 0.588										4	2	2	1	0	1	0						
1 Corey Hart, R (1,9) OBP: 0.335, SLG: 0.435										4	1	2	0	0	1	0						
25 Mike Cameron, R (1,8) OBP: 0.381, SLG: 0.463										3	1	1	1	0	1	1						
14 Casey McGehee, R (1,5) 60 Todd Coffey, R (8,1) OBP: 0.359, SLG: 0.529										3	1	1	0	0	0	1						
27 Frank Catalanotto, L (8,PH) 57 Mitch Stetter, L (9,1) OBP: 0.333, SLG: 0.379										0	0	0	0	0	0	0						
18 Jason Kendall, R (1,2) OBP: 0.321, SLG: 0.279										4	0	0	1	0	1	2						
49 Yovani Gallardo, R (1,1) 22 Jody Gerut, L (7,PH) 7 J.J. Hardy, R (7,PH) OBP: 0.299, SLG: 0.379										2	0	0	0	0	0	0						
<b>Inning Stats</b>	R: 0 E: 0 K: 0 S: 8	H: 0 LOB: 0 BB: 0 P: 13	R: 0 E: 0 K: 1 S: 9	H: 1 LOB: 1 BB: 0 P: 15	R: 2 E: 0 K: 1 S: 14	H: 2 LOB: 0 BB: 0 P: 15	R: 1 E: 0 K: 2 S: 9	H: 1 LOB: 0 BB: 0 P: 10	R: 0 E: 0 K: 0 S: 8	H: 0 LOB: 0 BB: 0 P: 11	R: 0 E: 0 K: 0 S: 8	H: 0 LOB: 0 BB: 0 P: 11	R: 2 E: 0 K: 0 S: 13	H: 2 LOB: 2 BB: 1 P: 23	R: 2 E: 0 K: 1 S: 12	H: 2 LOB: 1 BB: 1 P: 22	1B: 5 2B: 2 3B: 0 HR: 2	SF: 1 SAC: 1 DP: 0 HBP: 0	WP: 2 PB: 0 SB: 0 CS: 0	PA: 36		
<b>PITCHER</b>	IP	WLS	BF	H	R	ER	SO	BB	IBB	HBP	BLK	WP	HR	S	P	ERA	WHIP					
51 J.D. Martin, R (1,1) ERA: 7.5	6.0	L	26	7	5	5	4	0	0	0	0	0	2	64	86	7.50	1.167					
17 Sean Burnett, L (7,1) ERA: 2.44	1.0		4	0	0	0	0	0	1	0	0	0	0	5	12	0.00	0.000					
54 Mike MacDougal, R (8,1) ERA: 4.55	1.0		6	2	2	2	1	0	1	0	0	2	0	12	22	18.00	2.000					



Batter	1	2	3	4	5	6	7	8	9	AB R H RBI BB SO LOB	TOP											
1 Nyer Morgan, L (1,8) OBP: 0.395, SLG: 0.394	P6		FC4-6 15 PO			B5-3		15 2B BB	P6	4 1 0 0 1 0 3	<b>Washington Nationals @ Pittsburgh Pirates</b> PNC Park, Pittsburgh, PA Fri Jul 31 2009, 7:05 PM EDT Att: 23,363 - Partly Cloudy - 76 F											
15 Cristian Guzman, S (1,6) OBP: 0.321, SLG: 0.419	F8		PO			K		11 G5-3 44 WP 2B		4 1 2 1 0 1 0												
11 Ryan Zimmerman, R (1,5) OBP: 0.353, SLG: 0.493	F7							G5-3		3 1 1 1 1 0 1												
44 Adam Dunn, L (1,3) OBP: 0.404, SLG: 0.551 25 Austin Kearns, R (8, PR) OBP: 0.335, SLG: 0.395		K				K				4 0 1 0 0 3 2 0 0 0 0 0 0 0												
16 Josh Willingham, R (1,9) OBP: 0.411, SLG: 0.585										4 1 2 0 0 1 3												
22 Willie Harris, L (1,7) OBP: 0.383, SLG: 0.387										3 0 1 1 1 1 0												
7 Josh Bard, S (1,2) OBP: 0.326, SLG: 0.350										4 0 0 0 0 1 2												
12 Alberto Gonzalez, R (1,4) OBP: 0.326, SLG: 0.376										4 0 1 0 0 1 2												
31 John Lannan, L (1,1) OBP: 0.205, SLG: 0.211 6 Anderson Hernandez, S (8, PH) OBP: 0.394, SLG: 0.310 42 Jason Bergmann, R (8, 1) 10 Ronnie Belliard, R (9, PH) OBP: 0.246, SLG: 0.270										2 0 1 0 0 0 0 1 0 0 0 0 0 0 0 0 0 0 0 0 0 1 0 1 0 0 0 0												
<b>Inning Stats</b>	R: 0 E: 0 K: 0 S: 7	H: 0 LOB: 0 BB: 0 P: 10	R: 1 E: 0 K: 1 S: 9	H: 2 LOB: 0 BB: 0 P: 12	R: 0 E: 0 K: 0 S: 5	H: 1 LOB: 0 BB: 0 P: 7	R: 0 E: 0 K: 1 S: 9	H: 1 LOB: 1 BB: 1 P: 14	R: 0 E: 0 K: 0 S: 6	H: 0 LOB: 0 BB: 0 P: 11		R: 0 E: 0 K: 1 S: 6	H: 0 LOB: 0 BB: 0 P: 7	R: 1 E: 0 K: 2 S: 20	H: 2 LOB: 1 BB: 1 P: 31	R: 2 E: 0 K: 1 S: 11	H: 2 LOB: 1 BB: 1 P: 24	R: 0 E: 0 K: 2 S: 13	H: 2 LOB: 2 BB: 0 P: 18	1B: 7 2B: 2 3B: 0 HR: 1	SF: 0 SAC: 0 DP: 1 HBP: 0	WP: 1 PB: 0 SB: 0 CS: 0
<b>PITCHER</b>	IP WLS BF H R ER SO BB IBB HBP BLK WP HR S P ERA WHIP											IP WLS BF H R ER SO BB IBB HBP BLK WP HR S P ERA WHIP										
49 Ross Ohlendorf, R (1,1) ERA: 4.43	6.1 W 24 6 2 2 4 2 0 0 0 0 1 57 85 2.84 1.263																					
43 Jesse Chavez, R (7,1) ERA: 3.54	0.2 H 2 0 0 0 1 0 0 0 0 0 0 5 7 0.00 0.000																					
52 Joel Hanrahan, R (8,1) ERA: 7.02	0.2 H 4 1 2 2 0 1 0 0 0 0 0 6 14 27.00 3.000																					
47 Evan Meek, R (8,1) ERA: 3.51	0.1 H 2 1 0 0 1 0 0 0 0 1 0 5 10 0.00 3.000																					
55 Matt Capps, R (9,1) ERA: 5.97	1.0 S 5 2 0 0 2 0 0 0 0 0 0 0 13 18 0.00 2.000																					

Batter	1	2	3	4	5	6	7	8	9	AB R H RBI BB SO LOB	BOTTOM										
22 Andrew McCutchen, R (1,8) OBP: 0.339, SLG: 0.438	G5-3		85 1B 46 FC4 1B					85 1B 2B		3 2 2 0 1 0 0	<b>Washington Nationals @ Pittsburgh Pirates</b> PNC Park, Pittsburgh, PA Fri Jul 31 2009, 7:05 PM EDT Att: 23,363 - Partly Cloudy - 76 F										
85 Lastings Millode, R (1,7) OBP: 0.297, SLG: 0.214	G4-3		41 G5-3 46 FC4 1B					46 FC4-6 1B		4 0 2 2 0 0 2											
46 Garrett Jones, L (1,9) OBP: 0.361, SLG: 0.700	F9		FC4 41 G5-3 1B					FC4-6 1B		4 0 0 1 0 1 2											
41 Ryan Doumit, S (1,2) OBP: 0.265, SLG: 0.445	P4		G5-3					F9		4 0 0 0 0 0 3											
24 Delwyn Young, S (1,4) OBP: 0.375, SLG: 0.420 52 Joel Hanrahan, R (8,1) 47 Evan Meek, R (8,1) 44 Brandon Moss, L (8, PH) OBP: 0.313, SLG: 0.385 55 Matt Capps, R (9,1) 51 Steve Pearce, R (1,3) OBP: 0.298, SLG: 0.405										3 0 0 0 0 0 1 0 0 0 0 0 0 0 0 0 0 0 0 0 0 0 0 0 0 1 0 0 0 0 0 0 0 0 0											
15 Andy LaRoche, R (1,5) OBP: 0.329, SLG: 0.371										4 2 2 1 0 1 1											
5 Ronny Cedeno, R (1,6) OBP: 0.214, SLG: 0.289										4 0 1 1 0 1 1											
49 Ross Ohlendorf, R (1,1) OBP: 0.098, SLG: 0.075 43 Jesse Chavez, R (7,1) 5 Ramon Vazquez, L (7, PH) OBP: 0.344, SLG: 0.273										4 0 1 0 0 1 2 1 1 1 0 0 0 0 0 0 0 0 0 0 0 1 0 0 0 0 1 0											
<b>Inning Stats</b>	R: 0 E: 0 K: 0 S: 7	H: 0 LOB: 0 BB: 0 P: 13	R: 1 E: 0 K: 0 S: 13	H: 2 LOB: 1 BB: 0 P: 16	R: 2 E: 0 K: 0 S: 15	H: 3 LOB: 1 BB: 0 P: 21	R: 1 E: 0 K: 1 S: 12	H: 2 LOB: 2 BB: 1 P: 22	R: 0 E: 0 K: 0 S: 12	H: 0 LOB: 0 BB: 0 P: 17		R: 0 E: 0 K: 0 S: 5	H: 0 LOB: 0 BB: 0 P: 10	R: 1 E: 0 K: 1 S: 12	H: 2 LOB: 1 BB: 0 P: 16	R: 0 E: 0 K: 2 S: 12	H: 0 LOB: 1 BB: 1 P: 20	1B: 6 2B: 2 3B: 0 HR: 1	SF: 0 SAC: 1 DP: 1 HBP: 0	WP: 0 PB: 0 SB: 0 CS: 0	PA: 35
<b>PITCHER</b>	IP WLS BF H R ER SO BB IBB HBP BLK WP HR S P ERA WHIP											IP WLS BF H R ER SO BB IBB HBP BLK WP HR S P ERA WHIP									
31 John Lannan, L (1,1) ERA: 3.41	7.0 L 31 9 5 5 3 1 0 0 0 0 0 0 76 115 6.43 1.429																				
42 Jason Bergmann, R (8,1) ERA: 5.25	1.0 4 0 0 0 2 1 0 0 0 0 0 0 12 20 0.00 1.000																				

AB	34
R	4
H	10
RBI	3
BB	3
SO	8
LOB	13



AB	32
R	5
H	9
RBI	5
BB	2
SO	5
LOB	12





Batter	1	2	3	4	5	6	7	8	9	AB	R	H	RBI	BB	SO	LOB	TOP						
1 Noyer Morgan, L (1.8) OBP: 0.374, SLG: 0.397	B2																						
15 Cristian Guzman, S (1.6) OBP: 0.322, SLG: 0.421	11 1B 44 2B	G3																					
11 Ryan Zimmerman, R (1.5) OBP: 0.356, SLG: 0.498	44 2B 34 SF8																						
44 Adam Dunn, L (1.3) OBP: 0.404, SLG: 0.550																							
16 Josh Willingham, R (1.7) OBP: 0.412, SLG: 0.580 41 Ron Villone, L (6.1)																							
25 Austin Kearns, R (9, PH) OBP: 0.338, SLG: 0.306	HBP																						
34 Elijah Dukes, R (1.9) OBP: 0.306, SLG: 0.408	SF8																						
7 Josh Bard, S (1.2) OBP: 0.328, SLG: 0.352	F9																						
12 Alberto Gonzalez, R (1.4) OBP: 0.316, SLG: 0.364		P3																					
35 Craig Stammen, R (1.1) OBP: 0.290, SLG: 0.304 36 Tyler Clippard, R (4.1)																							
6 Anderson Hernandez, S (6, PH) OBP: 0.306, SLG: 0.317 26 Logan Kensing, R (6.1)																							
22 Willie Harris, L (6.7) OBP: 0.364, SLG: 0.385																							
<b>Inning Stats</b>	R: 2 H: 3 E: 0 K: 0 S: 13	H: 3 LOB: 2 BB: 0 P: 19	R: 0 H: 1 E: 0 K: 1 S: 9	H: 1 LOB: 1 BB: 0 P: 12	R: 0 H: 1 E: 0 K: 0 S: 6	H: 1 LOB: 1 BB: 1 P: 12	R: 0 H: 2 E: 0 K: 1 S: 9	H: 2 LOB: 2 BB: 0 P: 14	R: 1 H: 3 E: 0 K: 1 S: 14	H: 3 LOB: 2 BB: 2 P: 20	R: 0 H: 0 E: 0 K: 1 S: 7	H: 0 LOB: 0 BB: 0 P: 8	R: 1 H: 0 E: 0 K: 1 S: 11	H: 0 LOB: 1 BB: 2 P: 21	R: 1 H: 0 E: 0 K: 1 S: 10	H: 0 LOB: 1 BB: 2 P: 19	1B: 8 2B: 4 3B: 0 HR: 0	SF: 2 SAC: 0 DP: 1 HBP: 1	WP: 1 PB: 0 SB: 0 CS: 0	PA: 45			
<b>PITCHER</b>	IP WLS BF H R ER SO BB IBB HBP BLK WP HR S P ERA WHIP	5.0 W 26 9 3 3 2 2 0 1 0 0 0 47 75 5.40 2.200	2.0 9 3 1 1 2 0 0 0 0 0 0 21 28 4.50 1.500	0.0 2 0 1 1 0 2 0 0 0 0 0 2 10 ∞ ∞	2.0 8 0 1 1 2 2 0 0 0 1 0 19 30 4.50 1.000	<b>PITCHER</b>					IP WLS BF H R ER SO BB IBB HBP BLK WP HR S P ERA WHIP	5.0 L 16 4 2 2 0 0 0 0 0 0 20 27 4.50 1.000	0.2 6 3 4 4 0 1 0 0 0 0 1 13 22 54.00 6.000	2.1 8 1 0 0 2 0 0 1 0 0 0 18 29 0.00 0.429	4.0 L 16 4 2 2 0 0 0 0 0 0 20 27 4.50 1.000	1.0 2 1 1 0 0 1 0 0 0 0 0 13 22 54.00 6.000	2.1 8 1 0 0 2 0 0 1 0 0 0 18 29 0.00 0.429	4.0 L 16 4 2 2 0 0 0 0 0 0 20 27 4.50 1.000	1.0 2 1 1 0 0 1 0 0 0 0 0 13 22 54.00 6.000	1B: 8 2B: 3 3B: 1 HR: 3	SF: 0 SAC: 1 DP: 3 HBP: 1	WP: 0 PB: 0 SB: 0 CS: 0	PA: 37

Washington Nationals @ Pittsburgh Pirates  
PNC Park, Pittsburgh, PA  
Sat Aug 01 2009, 7:05 PM EDT  
Att: 26,855 - Partly Cloudy - 80 F

AB 36  
R 6  
H 12  
RBI 6  
BB 6  
SO 6  
LOB 29



Batter	1	2	3	4	5	6	7	8	9	AB	R	H	RBI	BB	SO	LOB	BOTTOM				
22 Andrew McCutchen, R (1.8) OBP: 0.349, SLG: 0.488	HR																				
85 Lastings Milledge, R (1.7) OBP: 0.265, SLG: 0.250	L8																				
46 Garrett Jones, L (1.3) OBP: 0.366, SLG: 0.702	41 G4-6-3 1B																				
41 Ryan Doumit, S (1.2) OBP: 0.256, SLG: 0.430	G4-6-3																				
24 Delwyn Young, S (1.4) OBP: 0.374, SLG: 0.418 27 Jeff Karstens, R (6.1) OBP: 0.190, SLG: 0.056 51 Steve Pearce, R (7, PH) OBP: 0.292, SLG: 0.395 56 Donnie Veal, L (8.1)																					
47 Evan Meek, R (8.1) OBP: 0.331, SLG: 0.378	P6																				
44 Brandon Moss, L (1.9) OBP: 0.315, SLG: 0.387	P5																				
5 Ronny Cedeno, R (1.6) OBP: 0.220, SLG: 0.294																					
50 Virgil Vasquez, R (1.1) OBP: 0.352, SLG: 0.273	SH3-4																				
5 Ramon Vazquez, L (6.4) OBP: 0.352, SLG: 0.273	B4-3																				
<b>Inning Stats</b>	R: 1 H: 2 E: 0 K: 0 S: 11	H: 2 LOB: 0 BB: 0 P: 15	R: 0 H: 0 E: 0 K: 0 S: 4	H: 0 LOB: 0 BB: 0 P: 7	R: 2 H: 3 E: 0 K: 0 S: 10	H: 3 LOB: 1 BB: 0 P: 15	R: 4 H: 5 E: 1 K: 0 S: 15	H: 5 LOB: 0 BB: 0 P: 19	R: 0 H: 0 E: 0 K: 2 S: 11	H: 0 LOB: 0 BB: 0 P: 15	R: 4 H: 4 E: 0 K: 0 S: 18	H: 4 LOB: 1 BB: 1 P: 29	R: 0 H: 0 E: 0 K: 2 S: 9	H: 0 LOB: 0 BB: 0 P: 15	R: 0 H: 0 E: 0 K: 0 S: 4	H: 0 LOB: 0 BB: 0 P: 7	1B: 8 2B: 3 3B: 1 HR: 3	SF: 0 SAC: 1 DP: 3 HBP: 1	WP: 0 PB: 0 SB: 0 CS: 0	PA: 37	
<b>PITCHER</b>	IP WLS BF H R ER SO BB IBB HBP BLK WP HR S P ERA WHIP	3.0 L 16 4 2 2 0 0 0 0 0 1 20 27 4.50 1.000	0.2 6 3 4 4 0 1 0 0 0 0 0 13 22 54.00 6.000	2.1 8 1 0 0 2 0 0 1 0 0 0 18 29 0.00 0.429	4.0 L 16 4 2 2 0 0 0 0 0 0 20 27 4.50 1.000	1.0 2 1 1 0 0 1 0 0 0 0 0 13 22 54.00 6.000	2.1 8 1 0 0 2 0 0 1 0 0 0 18 29 0.00 0.429	4.0 L 16 4 2 2 0 0 0 0 0 0 20 27 4.50 1.000	1.0 2 1 1 0 0 1 0 0 0 0 0 13 22 54.00 6.000	2.1 8 1 0 0 2 0 0 1 0 0 0 18 29 0.00 0.429	4.0 L 16 4 2 2 0 0 0 0 0 0 20 27 4.50 1.000	1.0 2 1 1 0 0 1 0 0 0 0 0 13 22 54.00 6.000	2.1 8 1 0 0 2 0 0 1 0 0 0 18 29 0.00 0.429	4.0 L 16 4 2 2 0 0 0 0 0 0 20 27 4.50 1.000	1.0 2 1 1 0 0 1 0 0 0 0 0 13 22 54.00 6.000	4.0 L 16 4 2 2 0 0 0 0 0 0 20 27 4.50 1.000	1.0 2 1 1 0 0 1 0 0 0 0 0 13 22 54.00 6.000	1B: 8 2B: 3 3B: 1 HR: 3	SF: 0 SAC: 1 DP: 3 HBP: 1	WP: 0 PB: 0 SB: 0 CS: 0	PA: 37

Washington Nationals @ Pittsburgh Pirates  
PNC Park, Pittsburgh, PA  
Sat Aug 01 2009, 7:05 PM EDT  
Att: 26,855 - Partly Cloudy - 80 F

AB 34  
R 11  
H 14  
RBI 11  
SO 4  
LOB 8





Batter	1	2	3	4	5	6	7	8	9	AB	R	H	RBI	BB	SO	LOB	TOP							
1 Nyer Morgan, L (1,8) OBP: 0.372, SLG: 0.393	G4-3		G6-3			HBP		G4-3	K2-3	4	0	0	0	0	1	3								
15 Cristian Guzman, S (1,6) OBP: 0.321, SLG: 0.420	G6-3		G6-3			K		G4-3		4	0	1	0	0	0	1								
11 Ryan Zimmerman, R (1,5) OBP: 0.359, SLG: 0.499	G6-3									3	2	2	0	1	0	1								
16 Josh Willingham, R (1,7) OBP: 0.417, SLG: 0.598										3	2	2	3	1	0	1								
42 Jason Bergmann, R (8,1)										0	0	0	0	0	0	0								
41 Ron Villone, L (8,1)										0	0	0	0	0	0	0								
54 Mike MacDougal, S (9,1)										0	0	0	0	0	0	0								
34 Elijah Dukes, R (1,9) OBP: 0.305, SLG: 0.405										4	0	1	0	0	1	2								
10 Ronnie Belliard, R (1,3) OBP: 0.254, SLG: 0.285										4	1	2	0	0	0	2								
12 Alberto Gonzalez, R (1,4) OBP: 0.315, SLG: 0.367										4	0	1	2	0	1	2								
23 Wil Nieves, R (1,2) OBP: 0.301, SLG: 0.301										4	0	0	0	0	1	3								
40 Collin Balester, R (1,1) OBP: 0.400, SLG: 0.250										1	0	0	0	1	0	0								
17 Sean Burnett, L (6,1)										0	0	0	0	0	0	0								
6 Anderson Hernandez, S (7,PH) OBP: 0.303, SLG: 0.316										1	0	0	0	0	0	1								
29 Jorge Sosa, R (7,1)										0	0	0	0	0	0	0								
22 Willie Harris, L (8,7) OBP: 0.367, SLG: 0.385										0	0	0	0	1	0	0								
<b>Inning Stats</b>	R: 0 E: 0 K: 0 S: 8	H: 1 LOB: 0 BB: 0 P: 12	R: 1 E: 0 K: 1 S: 12	H: 1 LOB: 1 BB: 1 P: 20	R: 0 E: 0 K: 0 S: 3	H: 0 LOB: 0 BB: 1 P: 9	R: 0 E: 0 K: 0 S: 5	H: 1 LOB: 0 BB: 0 P: 16	R: 0 E: 0 K: 1 S: 5	H: 0 LOB: 0 BB: 0 P: 8	R: 0 E: 0 K: 1 S: 8	H: 0 LOB: 0 BB: 0 P: 14	R: 3 E: 0 K: 0 S: 13	H: 4 LOB: 1 BB: 0 P: 21	R: 1 E: 0 K: 1 S: 10	H: 1 LOB: 1 BB: 1 P: 20	R: 0 E: 0 K: 1 S: 15	H: 1 LOB: 2 BB: 1 P: 24	1B: 5 2B: 3 3B: 0 HR: 1	SF: 0 SAC: 0 DP: 2 HBP: 1	WP: 1 PB: 0 SB: 1 CS: 2	PA: 38		
<b>PITCHER</b>	IP ERA WLS BF H R ER SO BB IBB HBP BLK WP HR S P ERA WHIP	6.1 4.75 L 25 7 4 4 3 2 0 1 0 0 1 55 98 5.68 1.421	1.2 3.71 7 1 1 1 1 0 0 0 0 0 12 22 5.40 1.200	1.0 6.85 5 1 0 0 1 1 0 0 0 1 0 15 24 0.00 2.000																				

Washington Nationals @ Pittsburgh Pirates  
PNC Park, Pittsburgh, PA  
Sun Aug 02 2009, 1:35 PM EDT  
Att: 21,894 - Partly Cloudy - 77 F

AB	32
R	5
H	9
RBI	5
BB	4
SO	5
LOB	16



Batter	1	2	3	4	5	6	7	8	9	AB	R	H	RBI	BB	SO	LOB	BOTTOM							
22 Andrew McCutchen, R (1,8) OBP: 0.347, SLG: 0.484	K2-3		F7					F8		4	0	1	0	0	1	1								
85 Lastings Milledge, R (1,7) OBP: 0.289, SLG: 0.276	G6-3									4	0	2	0	0	1	1								
46 Garrett Jones, L (1,3) OBP: 0.371, SLG: 0.689	K									2	0	0	0	2	1	1								
41 Ryan Doumit, S (1,2) OBP: 0.248, SLG: 0.415										4	0	0	0	0	0	3								
24 Delwyn Young, S (1,4) OBP: 0.372, SLG: 0.431										4	1	1	1	0	0	0								
15 Andy LaRoche, R (1,5) OBP: 0.332, SLG: 0.378										3	0	1	0	1	0	0								
44 Brandon Moss, L (1,9) OBP: 0.314, SLG: 0.385										4	1	1	0	0	1	2								
5 Ronny Cedeno, R (1,6) OBP: 0.221, SLG: 0.310										3	1	1	2	0	0	1								
28 Paul Maholm, L (1,1) ERA: 3.88										2	0	0	0	0	1	0								
17 Sean Burnett, L (6,1)										0	0	0	0	0	0	0								
29 Jorge Sosa, R (7,1)										1	0	1	0	0	0	0								
42 Jason Bergmann, R (8,1)										1	0	1	0	0	0	0								
41 Ron Villone, L (8,1)										0	0	0	0	0	0	0								
52 Joel Hanrahan, R (9,1)										0	0	0	0	0	0	0								
<b>Inning Stats</b>	R: 0 E: 0 K: 2 S: 12	H: 0 LOB: 0 BB: 0 P: 14	R: 0 E: 0 K: 0 S: 8	H: 0 LOB: 0 BB: 0 P: 10	R: 2 E: 0 K: 1 S: 13	H: 3 LOB: 0 BB: 0 P: 18	R: 0 E: 0 K: 0 S: 4	H: 0 LOB: 0 BB: 1 P: 10	R: 0 E: 0 K: 0 S: 12	H: 2 LOB: 2 BB: 1 P: 23	R: 1 E: 0 K: 1 S: 10	H: 2 LOB: 1 BB: 0 P: 16	R: 0 E: 0 K: 1 S: 10	H: 1 LOB: 1 BB: 0 P: 15	R: 0 E: 0 K: 0 S: 6	H: 0 LOB: 1 BB: 1 P: 13	1B: 6 2B: 0 3B: 0 HR: 2	SF: 0 SAC: 0 DP: 1 HBP: 0	WP: 0 PB: 0 SB: 0 CS: 2	PA: 35				
<b>PITCHER</b>	IP ERA WLS BF H R ER SO BB IBB HBP BLK WP HR S P ERA WHIP	5.2 3.88 W 1 0 0 0 0 2 0 0 0 0 2 4 0.00 0.000	1.0 9.0 H 4 2 1 1 1 0 0 0 0 1 10 16 9.00 2.000	0.2 5.11 H 3 1 0 0 1 0 0 0 0 0 7 9 0.00 1.500	0.1 3.98 H 1 0 0 0 0 0 0 0 0 0 3 6 0.00 0.000																			

Washington Nationals @ Pittsburgh Pirates  
PNC Park, Pittsburgh, PA  
Sun Aug 02 2009, 1:35 PM EDT  
Att: 21,894 - Partly Cloudy - 77 F

AB	31
R	3
H	8
RBI	3
BB	3
SO	5
LOB	9





Batter	1	2	3	4	5	6	7	8	9	AB	R	H	RBI	BB	SO	LOB	TOP					
1 Nyer Morgan, L OBP: 0.370, SLG: 0.391	G4-3		L8			G4-3	15 3B	F7		5	1	1	0	0	0	2	<b>Washington Nationals @ Pittsburgh Pirates</b> PNC Park, Pittsburgh, PA Mon Aug 03 2009, 7:05 PM EDT Att: 11,630 - Clear - 78 F					
15 Cristian Guzman, S OBP: 0.252, SLG: 0.426	11 CS			G6-3		44 HR	11 HR	G4-3		4	2	2	2	1	0	1						
11 Ryan Zimmerman, R OBP: 0.362, SLG: 0.505	K			G6-3		44 HR	HR		16 BB	3	2	1	2	1	1	1						
44 Adam Dunn, L OBP: 0.407, SLG: 0.563	K			1B		HR	16 WP	34 1B	F9	4	1	3	3	0	1	0						
10 Ronnie Belliard, R OBP: 0.282, SLG: 0.282				G6-3		HR	7 WP	34 1B		1	1	0	0	0	0	1						
16 Josh Willingham, R OBP: 0.420, SLG: 0.598	34 WP			G6-3		G5-3	7 WP	34 1B		3	0	1	0	2	0	1						
22 Willie Harris, L OBP: 0.367, SLG: 0.385									BB	0	0	0	0	0	0	0						
34 Elijah Dukes, R OBP: 0.311, SLG: 0.407	7 G6-4-3			G6-3		G6-3	7 WP		K	4	0	2	1	1	1	2						
7 Josh Bard, S OBP: 0.319, SLG: 0.341	G6-4-3			G3		G3	F9		K	5	0	0	0	0	1	7						
12 Alberto Gonzalez, R OBP: 0.311, SLG: 0.363			F9			G3			K	2	0	0	0	0	0	0						
29 Jorge Sosa, R									K	0	0	0	0	0	0	0						
17 Sean Burnett, L									K	0	0	0	0	0	0	0						
26 Logan Kensing, R									K	0	0	0	0	0	0	0						
54 Mike MacDougal, S									K	0	0	0	0	0	0	0						
49 Garrett Mock, S OBP: 0.143, SLG: 0.143			G6-3			15 1B				1	0	0	0	0	0	0						
36 Tyler Clippard, R										1	0	0	0	0	1	0						
6 Anderson Hernandez, S OBP: 0.310, SLG: 0.320										3	1	2	0	1	1	0						
25 Austin Kearns, R OBP: 0.336, SLG: 0.305										1	0	0	0	0	1	0						
<b>Inning Stats</b>	R: 0 H: 0 E: 0 K: 1 S: 11	H: 0 LOB: 1 BB: 1 P: 21	R: 0 H: 1 E: 0 K: 1 S: 10	H: 1 LOB: 1 BB: 1 P: 19	R: 0 H: 0 E: 0 K: 0 S: 5	H: 0 LOB: 0 BB: 0 P: 10	R: 0 H: 1 E: 0 K: 0 S: 8	H: 1 LOB: 1 BB: 0 P: 11	R: 0 H: 0 E: 0 K: 0 S: 4	H: 0 LOB: 0 BB: 0 P: 5	R: 4 H: 4 E: 0 K: 0 S: 13	H: 4 LOB: 1 BB: 2 P: 23	R: 4 H: 5 E: 0 K: 2 S: 20	H: 5 LOB: 2 BB: 1 P: 36	R: 0 H: 1 E: 0 K: 1 S: 6	H: 1 LOB: 1 BB: 0 P: 7	R: 0 H: 0 E: 0 K: 2 S: 13	H: 0 LOB: 2 BB: 2 P: 26	1B: 7 2B: 3 3B: 1 HR: 2	SF: 0 SAC: 0 DP: 2 HBP: 1	WP: 3 PB: 0 SB: 0 CS: 1	PA: 43
<b>PITCHER</b>	IP WLS BF H R ER SO BB IBB HBP BLK WP HR S P ERA WHIP	6.0 L 25 6 4 4 2 2 0 1 0 1 1 51 89 6.00 1.333	0.2 8 5 4 4 2 1 0 0 0 1 1 17 31 54.00 9.000	1.1 5 1 0 0 1 0 0 0 0 1 0 9 12 0.00 0.750	1.0 5 0 0 0 2 2 0 0 0 0 0 13 26 0.00 2.000	<b>PITCHER</b>										IP WLS BF H R ER SO BB IBB HBP BLK WP HR S P ERA WHIP	0.1 S 1 1 0 0 0 0 0 0 0 3 5 0.00 0.000					



Batter	1	2	3	4	5	6	7	8	9	AB	R	H	RBI	BB	SO	LOB	BOTTOM			
22 Andrew McCutchen, R OBP: 0.352, SLG: 0.498	HR	46 1B		L6		G4-3			85 FC3-6	4	1	2	1	1	0	1	<b>Washington Nationals @ Pittsburgh Pirates</b> PNC Park, Pittsburgh, PA Mon Aug 03 2009, 7:05 PM EDT Att: 11,630 - Clear - 78 F			
85 Lastings Milledge, R OBP: 0.256, SLG: 0.244	G6-3			G5-4-3			K		FC3-6	5	0	0	0	0	2	4				
46 Garrett Jones, L OBP: 0.380, SLG: 0.679	41 E	51 1B				51 BB	24 1B	E3	41 L4-6	3	2	1	0	2	0	1				
41 Ryan Doumit, S OBP: 0.262, SLG: 0.431	E9	51 1B	24 FC6-4	G3		24 G1-2-3	51 BB	L4-6		5	1	3	1	0	0	4				
51 Steve Pearce, R OBP: 0.340, SLG: 0.435	24 FC6-4			G5-3		24 G1-2-3		15 1B		3	0	2	1	2	0	0				
24 Delwyn Young, S OBP: 0.363, SLG: 0.419	FC6-4	15 FC5-4		F9		G1-2-3				5	0	0	1	0	1	7				
15 Andy LaRoche, R OBP: 0.334, SLG: 0.379	FC5-4			P6					5 G1-3	4	0	2	0	0	0	3				
5 Ronny Cedeno, R OBP: 0.217, SLG: 0.303	P4			FC6					G1-3	4	0	0	0	0	1	3				
37 Charlie Morton, R OBP: 0.143, SLG: 0.143				E3						2	0	1	0	0	0	0				
18 Jeff Salazar, L OBP: 0.167, SLG: 0.167										1	0	0	0	0	0	0				
27 Jeff Karstens, R OBP: 0.196, SLG: 0.196										0	0	0	0	0	0	0				
58 Steven Jackson, R OBP: 0.196, SLG: 0.196										0	0	0	0	0	0	0				
44 Brandon Moss, L OBP: 0.310, SLG: 0.320										1	0	0	0	0	1	2				
56 Donnie Veal, L										0	0	0	0	0	0	0				
<b>Inning Stats</b>	R: 3 H: 3 E: 1 K: 0 S: 14	H: 3 LOB: 1 BB: 1 P: 26	R: 0 H: 1 E: 1 K: 1 S: 12	H: 1 LOB: 3 BB: 1 P: 23	R: 0 H: 1 E: 0 K: 0 S: 11	H: 1 LOB: 1 BB: 0 P: 17	R: 0 H: 1 E: 0 K: 0 S: 5	H: 1 LOB: 0 BB: 0 P: 6	R: 0 H: 0 E: 0 K: 1 S: 10	H: 0 LOB: 0 BB: 0 P: 18	R: 0 H: 0 E: 1 K: 1 S: 8	H: 0 LOB: 0 BB: 0 P: 11	R: 0 H: 2 E: 0 K: 2 S: 11	H: 2 LOB: 2 BB: 0 P: 18	R: 1 H: 2 E: 0 K: 0 S: 16	H: 2 LOB: 2 BB: 1 P: 23	1B: 8 2B: 3 3B: 0 HR: 1	SF: 0 SAC: 0 DP: 3 HBP: 0	WP: 1 PB: 0 SB: 0 CS: 0	PA: 42
<b>PITCHER</b>	IP WLS BF H R ER SO BB IBB HBP BLK WP HR S P ERA WHIP	4.0 W 8 0 0 0 2 0 0 0 0 0 24 37 0.00 0.000	0.2 4 2 0 0 1 0 0 0 0 0 0 8 14 0.00 3.000	0.1 1 0 0 0 1 0 0 0 0 0 0 3 4 0.00 0.000	2.4 S 2 1 1 0 1 0 0 0 0 0 13 18 13.50 4.500	<b>PITCHER</b>										IP WLS BF H R ER SO BB IBB HBP BLK WP HR S P ERA WHIP	0.1 S 1 1 0 0 0 0 0 0 0 3 5 0.00 0.000			





Batter	1	2	3	4	5	6	7	8	9	AB	R	H	RBI	BB	SO	LOB	TOP					
8 Chris Coghlan, L (1,7) OBP: 0.347, SLG: 0.388										5	1	3	0	0	0	0						
20 Nick Johnson, L (1,3) OBP: 0.415, SLG: 0.405										4	1	2	1	1	0	1						
2 Hanley Ramirez, R (1,6) OBP: 0.409, SLG: 0.554										3	0	0	0	1	1	1						
3 Jorge Cantu, R (1,5) OBP: 0.346, SLG: 0.449										5	0	2	0	0	0	4						
6 Dan Uggla, R (1,4) OBP: 0.346, SLG: 0.433										1	0	1	0	4	0	0						
27 Jeremy Hermida, L (1,9) OBP: 0.338, SLG: 0.385										5	0	1	1	0	2	9						
12 Cody Ross, R (1,8) OBP: 0.319, SLG: 0.477										4	1	1	1	0	1	7						
21 John Baker, L (1,2)										4	0	0	0	0	0	0						
55 Josh Johnson, L (1,1) OBP: 0.213, SLG: 0.364										4	1	1	1	0	3	0						
37 Renyel Pinto, L (8,1)										0	0	0	0	0	0	0						
40 Kiko Calero, R (8,1)										0	0	0	0	0	0	0						
53 Dan Meyer, R (8,1)										0	0	0	0	0	0	0						
<b>Inning Stats</b>	R: 1 H: 2 E: 0 K: 1 S: 19	LOB: 3 BB: 1 P: 31	R: 0 H: 0 E: 0 K: 1 S: 7	LOB: 0 BB: 0 P: 10	R: 0 H: 0 E: 0 K: 0 S: 13	LOB: 2 BB: 2 P: 28	R: 2 H: 3 E: 0 K: 0 S: 12	LOB: 0 BB: 0 P: 16	R: 0 H: 1 E: 0 K: 2 S: 13	LOB: 2 BB: 1 P: 22	R: 0 H: 0 E: 0 K: 1 S: 6	LOB: 0 BB: 0 P: 12	R: 1 H: 2 E: 0 K: 0 S: 11	LOB: 2 BB: 1 P: 24	R: 0 H: 2 E: 0 K: 1 S: 7	LOB: 0 BB: 0 P: 10	R: 0 H: 1 E: 0 K: 1 S: 8	LOB: 1 BB: 1 P: 16	1B: 7 2B: 2 3B: 1 HR: 2	SF: 0 SAC: 0 DP: 2 HBP: 1	WP: 0 PB: 0 SB: 0 CS: 0	PA: 42
<b>PITCHER</b>	IP WLS BF H R ER SO BB IBB HBP BLK WP HR S P ERA WHIP																					
51 J.D. Martin, R (1,1) ERA: 7.16	4.1	23	6	3	3	2	4	0	1	0	0	0	2	58	99	6.23	2.308					
42 Jason Bergmann, R (5,1) ERA: 5.0	2.1	9	1	1	1	3	1	0	0	0	0	0	18	35	3.86	0.857						
41 Ron Villone, L (7,1) ERA: 3.82	1.1	W	6	3	0	1	0	0	0	0	0	0	12	19	0.00	2.250						
54 Mike MacDougal, R (9,1) ERA: 4.2	1.0	S	4	1	0	1	1	0	0	0	0	0	8	16	0.00	2.000						

Florida Marlins @ Washington Nationals  
Nationals Park, Washington, DC  
Tue Aug 04 2009, 7:05 PM EDT  
Att: 19,828 - Partly Cloudy - 86 F

AB 35  
R 4  
H 11  
RBI 4  
BB 6  
SO 7  
LOB 22



Batter	1	2	3	4	5	6	7	8	9	AB	R	H	RBI	BB	SO	LOB	BOTTOM			
1 Nyjer Morgan, L (1,8) OBP: 0.366, SLG: 0.387										4	0	0	1	0	2	1				
15 Cristian Guzman, S (1,6) OBP: 0.326, SLG: 0.427										4	1	2	1	0	0	0				
16 Josh Willingham, R (1,7) OBP: 0.418, SLG: 0.593										4	0	1	0	0	0	1				
6 Anderson Hernandez, S (9,4) OBP: 0.310, SLG: 0.320										4	1	1	2	0	3	2				
44 Adam Dunn, L (1,3) OBP: 0.405, SLG: 0.568										0	0	0	0	0	0	0				
54 Mike MacDougal, S (9,1)										4	0	0	0	0	1	2				
34 Elijah Dukes, R (1,9) OBP: 0.306, SLG: 0.399										4	0	0	0	0	1	2				
22 Willie Harris, L (1,5) OBP: 0.366, SLG: 0.384										3	1	1	0	0	1	0				
12 Alberto Gonzalez, R (1,4) OBP: 0.312, SLG: 0.363										3	1	1	0	0	2	0				
23 Wil Nieves, R (1,2) OBP: 0.302, SLG: 0.301										3	1	1	0	0	0	0				
51 J.D. Martin, R (1,1)										1	0	0	0	0	0	0				
42 Jason Bergmann, R (5,1)										1	0	0	0	0	0	0				
41 Ron Villone, L (7,1)										0	0	0	0	0	0	0				
10 Ronnie Belliard, R (8,PH) OBP: 0.257, SLG: 0.295										1	1	1	2	0	0	0				
<b>Inning Stats</b>	R: 0 H: 2 E: 0 K: 2 S: 13	LOB: 0 BB: 0 P: 21	R: 0 H: 0 E: 0 K: 1 S: 7	LOB: 0 BB: 0 P: 10	R: 0 H: 0 E: 0 K: 1 S: 11	LOB: 0 BB: 0 P: 14	R: 0 H: 0 E: 0 K: 2 S: 9	LOB: 0 BB: 0 P: 13	R: 0 H: 0 E: 0 K: 0 S: 8	LOB: 0 BB: 0 P: 10	R: 0 H: 0 E: 0 K: 0 S: 5	LOB: 0 BB: 0 P: 7	R: 0 H: 0 E: 0 K: 1 S: 5	LOB: 0 BB: 0 P: 7	R: 6 H: 6 E: 0 K: 0 S: 23	LOB: 0 BB: 0 P: 37	1B: 6 2B: 1 3B: 0 HR: 1	SF: 0 SAC: 0 DP: 0 HBP: 0	WP: 0 PB: 0 SB: 0 CS: 0	PA: 32
<b>PITCHER</b>	IP WLS BF H R ER SO BB IBB HBP BLK WP HR S P ERA WHIP																			
55 Josh Johnson, R (1,1) ERA: 2.98	7.0	27	6	4	4	9	0	0	0	0	0	0	67	95	5.14	0.857				
37 Renyel Pinto, L (8,1) ERA: 2.77	0.1	H	1	0	0	0	0	0	0	0	0	2	2	0.00	0.000					
40 Kiko Calero, R (8,1) ERA: 2.08	0.1	L	2	1	0	0	0	0	0	0	0	6	11	0.00	3.000					
53 Dan Meyer, L (8,1) ERA: 2.21	0.1	2	1	2	2	0	0	0	0	0	1	6	11	54.00	3.000					

Florida Marlins @ Washington Nationals  
Nationals Park, Washington, DC  
Tue Aug 04 2009, 7:05 PM EDT  
Att: 19,828 - Partly Cloudy - 86 F

AB 32  
R 6  
H 8  
RBI 6  
BB 0  
SO 9  
LOB 6













Batter	1	2	3	4	5	6	7	8	9	AB	R	H	RBI	BB	SO	LOB	TOP							
6 Stephen Drew, L (1,6) OBP: 0.333, SLG: 0.457	G5-3	HR		F7			G5-3	SF7		4	1	1	4	0	0	0								
28 Alex Romero, L (1,9) OBP: 0.363, SLG: 0.403	F7						K	G6-3		5	0	2	0	0	1	2								
32 Esmerling Vasquez, R (8,1)		1B								0	0	0	0	0	0	0								
18 Gerardo Parra, L (1,8) OBP: 0.330, SLG: 0.434	F8	G4-3					27 1B			5	0	2	0	0	0	2								
27 Mark Reynolds, R (1,5) OBP: 0.372, SLG: 0.601		HR					1B			5	1	3	1	0	1	1								
19 Chris Snyder, R (1,2) OBP: 0.342, SLG: 0.377		HR					1B			2	0	0	0	1	2	2								
26 Miguel Montero, L (7,PH) OBP: 0.344, SLG: 0.479		K					K			2	0	0	0	0	1	3								
16 Trent Oeltjen, L (1,7) OBP: 0.273, SLG: 0.545	P6						G6-3			5	0	1	0	0	0	3								
29 Josh Whitesell, L (1,3) OBP: 0.363, SLG: 0.311										3	2	1	1	1	0	1								
18 Chad Tracy, L (9,PH) OBP: 0.285, SLG: 0.375	HR			L9			G5-3	G4-3		1	0	0	0	0	0	2								
11 Augie Ojeda, S (1,4) OBP: 0.353, SLG: 0.339		HR					G5-3			4	1	2	0	0	0	0								
52 Jon Garland, R (1,1) OBP: 0.102, SLG: 0.083		52 1B					F8			3	1	1	0	0	1	0								
58 Juan Gutierrez, R (7,1) OBP: 0.301, SLG: 0.362		6 HR					K			0	0	0	0	0	0	0								
24 Chris Young, R (8,PH) OBP: 0.301, SLG: 0.362		6 HR					F9			0	0	0	0	0	0	0								
Inning Stats	R: 0 E: 0 K: 0 S: 10	H: 0 LOB: 0 BB: 0 P: 13	R: 5 E: 0 K: 1 S: 19	H: 6 LOB: 1 BB: 0 P: 31	R: 0 E: 0 K: 1 S: 12	H: 0 LOB: 0 BB: 1 P: 19	R: 0 E: 0 K: 1 S: 7	H: 0 LOB: 0 BB: 0 P: 10	R: 0 E: 0 K: 1 S: 11	H: 2 LOB: 2 BB: 0 P: 19	R: 0 E: 0 K: 0 S: 6	H: 0 LOB: 0 BB: 0 P: 8	R: 0 E: 0 K: 1 S: 12	H: 2 LOB: 0 BB: 0 P: 20	R: 1 E: 0 K: 0 S: 10	H: 1 LOB: 2 BB: 2 P: 25	R: 0 E: 0 K: 1 S: 12	H: 2 LOB: 2 BB: 0 P: 19	1B: 10 2B: 0 3B: 0 HR: 3	SF: 1 SAC: 0 DP: 0 HBP: 0	WP: 0 PB: 0 SB: 0 CS: 0	PA: 43		
PITCHER	IP	WLS	BF	H	R	ER	SO	BB	IBB	HBP	BLK	WP	HR	S	P	ERA	WHIP					ERA	WHIP	
40 Collin Balester, R (1,1) ERA: 5.21	4.1		22	8	5	5	3	1	0	0	0	0	0	3	53	82	10.38	2.077					0.00	1.800
52 Saul Rivera, R (5,1) ERA: 7.43	1.2		5	0	0	0	1	0	0	0	0	0	0	0	12	18	0.00	0.000						
17 Sean Burnett, L (7,1) ERA: 2.74	0.2		4	2	0	0	1	0	0	0	0	0	0	0	11	18	0.00	3.000						
42 Jason Bergmann, R (7,1) ERA: 4.82	0.1	W	1	0	0	0	0	0	0	0	0	0	0	1	2	0.00	0.000							
41 Ron Villone, L (8,1) ERA: 4.01	0.1	H	3	1	1	1	0	1	0	0	0	0	0	5	13	27.00	6.000							

Arizona Diamondbacks @ Washington Nationals  
 Nationals Park, Washington, DC  
 Fri Aug 07 2009, 7:05 PM EDT  
 Att: 22,674 - Clear - 81 F

AB	39
R	6
H	13
RBI	6
BB	3
SO	6
LOB	16



Batter	1	2	3	4	5	6	7	8	9	AB	R	H	RBI	BB	SO	LOB	BOTTOM							
1 Neyer Morgan, L (1,8) OBP: 0.368, SLG: 0.385	G4-3			K	F9		15 1B			4	1	1	0	0	1	1								
15 Cristian Guzman, S (1,6) OBP: 0.334, SLG: 0.439	11 CS			F8			K	44 S		4	1	2	0	0	1	0								
11 Ryan Zimmerman, R (1,5) OBP: 0.369, SLG: 0.532	BB			K			HR	P6		3	1	1	1	1	1	2								
44 Adam Dunn, L (1,3) OBP: 0.409, SLG: 0.573	G3			16 1B	34 2B		K	16 1B		3	1	1	0	1	1	1								
16 Josh Willingham, R (1,7) OBP: 0.420, SLG: 0.589		E8		34 2B			K			4	2	3	2	0	1	0								
41 Ron Villone, L (8,1)				34 2B			K			0	0	0	0	0	0	0								
54 Mike MacDougal, S (8,1)		34 SF9		10 1B	23 SF8		1-2 2H			0	0	0	0	0	0	0								
34 Elijah Dukes, R (1,9) OBP: 0.310, SLG: 0.417	SF9			10 1B	23 SF8		F7	G6-3		3	1	1	3	0	0	2								
10 Ronnie Belliard, R (1,4) ERA: 4.33				10 1B	23 SF8		G4-3			3	0	2	0	0	0	0								
42 Jason Bergmann, R (7,1)				23 SF8						0	0	0	0	0	0	0								
22 Willie Harris, L (8,7) OBP: 0.365, SLG: 0.382				23 SF8						1	0	0	0	0	1	0								
23 Wil Nieves, R (1,2) OBP: 0.287, SLG: 0.287							G5-3			3	0	0	1	0	0	1								
40 Collin Balester, R (1,1) OBP: 0.286, SLG: 0.167										2	0	0	0	0	0	2								
52 Saul Rivera, S (5,1) ERA: 4.53										0	0	0	0	0	0	0								
17 Sean Burnett, L (7,1)										0	0	0	0	0	0	0								
12 Alberto Gonzalez, R (7,4) OBP: 0.307, SLG: 0.362										2	0	0	0	0	0	0								
Inning Stats	R: 0 E: 0 K: 0 S: 10	H: 1 LOB: 1 BB: 1 P: 18	R: 1 E: 1 K: 0 S: 14	H: 2 LOB: 0 BB: 0 P: 18	R: 0 E: 0 K: 2 S: 12	H: 0 LOB: 0 BB: 0 P: 15	R: 3 E: 0 K: 0 S: 17	H: 4 LOB: 1 BB: 0 P: 29	R: 1 E: 0 K: 3 S: 15	H: 1 LOB: 0 BB: 0 P: 23	R: 0 E: 0 K: 0 S: 6	H: 0 LOB: 0 BB: 0 P: 8	R: 2 E: 0 K: 0 S: 15	H: 3 LOB: 1 BB: 1 P: 22	R: 0 E: 0 K: 1 S: 8	H: 0 LOB: 0 BB: 0 P: 10	1B: 7 2B: 3 3B: 0 HR: 1	SF: 2 SAC: 0 DP: 0 HBP: 0	WP: 0 PB: 0 SB: 1 CS: 1	PA: 36				
PITCHER	IP	WLS	BF	H	R	ER	SO	BB	IBB	HBP	BLK	WP	HR	S	P	ERA	WHIP					ERA	WHIP	
52 Jon Garland, R (1,1) ERA: 4.33	6.0		26	8	5	4	5	1	0	0	0	0	0	1	74	111	6.00	1.500						
58 Juan Gutierrez, R (7,1) ERA: 4.53	1.0	L	7	3	2	2	0	0	1	0	0	0	0	15	22	18.00	3.000							
32 Esmerling Vasquez, R (8,1) ERA: 3.95	1.0		3	0	0	0	1	0	0	0	0	0	0	8	10	0.00	0.000							

Arizona Diamondbacks @ Washington Nationals  
 Nationals Park, Washington, DC  
 Fri Aug 07 2009, 7:05 PM EDT  
 Att: 22,674 - Clear - 81 F

AB	32
R	7
H	11
RBI	7
BB	2
SO	6
LOB	9





Batter	1	2	3	4	5	6	7	8	9	AB	R	H	RBI	BB	SO	LOB	TOP			
6 Stephen Drew, L (1,6) OBP: 0.335, SLG: 0.456										3	0	1	0	1	0	0				
28 Alex Romero, L (1,7) OBP: 0.359, SLG: 0.394										4	0	1	0	0	0	1				
18 Gerardo Parra, L (1,9) OBP: 0.332, SLG: 0.435										4	1	2	0	0	0	2				
27 Mark Reynolds, R (1,5) OBP: 0.373, SLG: 0.606										3	1	1	2	1	1	1				
26 Miguel Montero, L (1,2) OBP: 0.339, SLG: 0.472										4	0	0	0	0	1	1				
29 Josh Whitesell, L (1,3) OBP: 0.359, SLG: 0.301										3	0	0	0	1	0	1				
24 Chris Young, R (1,8) OBP: 0.297, SLG: 0.357										4	0	0	0	0	3	2				
11 Augie Ojeda, S (1,4) OBP: 0.348, SLG: 0.333										3	0	0	0	0	0	0				
55 Blaine Boyer, R (7,1)										0	0	0	0	0	0	0				
15 Dan Haren, R (1,1) OBP: 0.255, SLG: 0.365										2	0	0	0	0	2	0				
14 Ryan Roberts, R (7,PH) OBP: 0.376, SLG: 0.455										1	0	0	0	0	0	0				
<b>Inning Stats</b>	R: 0 E: 0 K: 1 S: 9	H: 2 LOB: 1 BB: 0 P: 15	R: 0 E: 0 K: 1 S: 5	H: 0 LOB: 0 BB: 0 P: 9	R: 0 E: 0 K: 1 S: 7	H: 0 LOB: 0 BB: 0 P: 9	R: 2 E: 0 K: 1 S: 14	H: 2 LOB: 1 BB: 1 P: 23	R: 0 E: 0 K: 2 S: 9	H: 0 LOB: 1 BB: 1 P: 17	R: 0 E: 0 K: 0 S: 10	H: 0 LOB: 0 BB: 0 P: 17	R: 0 E: 0 K: 0 S: 7	H: 0 LOB: 0 BB: 0 P: 9	R: 0 E: 0 K: 0 S: 6	H: 0 LOB: 0 BB: 0 P: 9	1B: 4 2B: 0 3B: 0 HR: 1	SF: 0 SAC: 0 DP: 1 HBP: 0	WP: 0 PB: 0 SB: 0 CS: 0	PA: 34
<b>PITCHER</b>	IP WLS BF H R ER SO BB IBB HBP BLK WP HR S P ERA WHIP																			
49 Garrett Mock, R (1,1) ERA: 6.14	6.0 W 25 5 2 2 7 3 0 0 0 0 1 55 97 3.00 1.333																			
17 Sean Burnett, L (7,1) ERA: 2.53	2.0 H 6 0 0 0 0 0 0 0 0 0 0 0 17 26 0.00 0.000																			
29 Jorge Sosa, R (9,1) ERA: 1.42	1.0 S 3 0 0 0 0 0 0 0 0 0 0 0 6 9 0.00 0.000																			

Arizona Diamondbacks @ Washington Nationals  
 Nationals Park, Washington, DC  
 Sat Aug 08 2009, 7:05 PM EDT  
 Att: 24,551 - Overcast - 81 F

AB	31
R	2
H	5
RBI	2
BB	3
SO	7
LOB	8



Batter	1	2	3	4	5	6	7	8	9	AB	R	H	RBI	BB	SO	LOB	BOTTOM			
1 Neyer Morgan, L (1,8) OBP: 0.367, SLG: 0.386										4	1	1	0	0	0	0				
15 Cristian Guzman, S (1,6) OBP: 0.333, SLG: 0.437										4	0	1	0	0	0	0				
11 Ryan Zimmerman, R (1,5) OBP: 0.370, SLG: 0.532										4	0	2	0	0	0	2				
44 Adam Dunn, L (1,3) OBP: 0.410, SLG: 0.571										3	1	1	1	0	0	2				
8 Jorge Padilla, R (9,9)										0	0	0	0	0	0	0				
16 Josh Willingham, R (1,9) OBP: 0.417, SLG: 0.595										4	1	1	2	0	1	3				
29 Jorge Sosa, R (9,1)										0	0	0	0	0	0	0				
22 Willie Harris, L (1,7) OBP: 0.363, SLG: 0.390										4	1	1	0	0	3	3				
7 Josh Bard, S (1,2) OBP: 0.321, SLG: 0.356										3	1	1	1	0	0	1				
12 Alberto Gonzalez, R (1,4) OBP: 0.303, SLG: 0.358										2	0	0	1	0	0	0				
49 Garrett Mock, S (1,1) OBP: 0.111, SLG: 0.111										2	0	0	0	0	1	0				
17 Sean Burnett, L (7,1)										1	0	0	0	0	1	0				
10 Ronnie Belliard, R (9,3) OBP: 0.276, SLG: 0.336										0	0	0	0	0	0	0				
<b>Inning Stats</b>	R: 1 E: 0 K: 2 S: 12	H: 3 LOB: 2 BB: 0 P: 17	R: 0 E: 0 K: 0 S: 9	H: 0 LOB: 0 BB: 0 P: 13	R: 0 E: 0 K: 0 S: 8	H: 0 LOB: 0 BB: 0 P: 15	R: 3 E: 0 K: 1 S: 11	H: 2 LOB: 0 BB: 0 P: 15	R: 0 E: 0 K: 0 S: 9	H: 1 LOB: 1 BB: 0 P: 13	R: 1 E: 0 K: 1 S: 9	H: 1 LOB: 0 BB: 0 P: 16	R: 0 E: 0 K: 1 S: 7	H: 0 LOB: 0 BB: 0 P: 10	R: 0 E: 0 K: 1 S: 14	H: 1 LOB: 1 BB: 0 P: 18	1B: 4 2B: 1 3B: 1 HR: 2	SF: 1 SAC: 0 DP: 0 HBP: 1	WP: 0 PB: 0 SB: 0 CS: 0	PA: 33
<b>PITCHER</b>	IP WLS BF H R ER SO BB IBB HBP BLK WP HR S P ERA WHIP																			
15 Dan Haren, R (1,1) ERA: 2.57	6.0 L 26 7 5 5 4 0 0 0 0 0 2 58 89 7.50 1.167																			
55 Blaine Boyer, R (7,1) ERA: 4.35	2.0 7 1 0 0 2 0 0 0 0 0 0 21 28 0.00 0.500																			

Arizona Diamondbacks @ Washington Nationals  
 Nationals Park, Washington, DC  
 Sat Aug 08 2009, 7:05 PM EDT  
 Att: 24,551 - Overcast - 81 F

AB	31
R	5
H	8
RBI	5
BB	0
SO	6
LOB	11





Batter	1	2	3	4	5	6	7	8	9	AB	R	H	RBI	BB	SO	LOB	TOP				
16 Trent Oeltgen, L (1,7) OBP: 0.400, SLG: 0.800										4	1	3	1	0	0	2	<b>Arizona Diamondbacks @ Washington Nationals</b> <b>Nationals Park, Washington, DC</b> Sun Aug 09 2009, 1:35 PM EDT Att: 19,938 - Partly Cloudy - 90 F				
14 Ryan Roberts, R (1,4) OBP: 0.388, SLG: 0.443										4	0	0	0	0	1	4					
6 Stephen Drew, L (1,6) OBP: 0.334, SLG: 0.452										3	0	0	0	1	0	0					
27 Mark Reynolds, R (1,5) OBP: 0.377, SLG: 0.613										2	1	1	1	2	0	0					
18 Chad Tracy, L (1,3) OBP: 0.288, SLG: 0.378										4	0	2	0	0	0	2					
19 Chris Snyder, R (1,2) OBP: 0.337, SLG: 0.370										3	0	0	0	0	0	4					
47 Leo Rosales, R (6,1)										0	0	0	0	0	0	0					
18 Gerardo Parra, L (8,PH) OBP: 0.331, SLG: 0.433										1	0	0	0	0	0	1					
60 Scott Schoeneweis, L (8,1) OBP: 0.377, SLG: 0.613										0	0	0	0	0	0	0					
55 Blaine Boyer, R (8,1) OBP: 0.377, SLG: 0.613										0	0	0	0	0	0	0					
28 Alex Romero, L (1,9) OBP: 0.366, SLG: 0.400										4	0	2	0	0	0	0	<b>AB 33</b> <b>R 2</b> <b>H 10</b> <b>RBI 2</b> <b>BB 3</b> <b>SO 3</b> <b>LOB 16</b>				
24 Chris Young, R (1,8) OBP: 0.297, SLG: 0.359										4	0	1	0	0	1	1					
48 Yusmeiro Petit, R (1,1)										1	0	0	0	0	1	0					
29 Josh Whitesell, L (5,PH) OBP: 0.356, SLG: 0.298										1	0	0	0	0	0	2					
35 Clay Zavada, L (5,1) OBP: 0.340, SLG: 0.472										0	0	0	0	0	0	0					
26 Miguel Montero, L (6,2) OBP: 0.340, SLG: 0.472										2	0	1	0	0	0	0					
<b>Inning Stats</b>	R: 1 E: 0 K: 0 S: 9	H: 1 LOB: 0 BB: 0 P: 13	R: 0 E: 0 K: 0 S: 8	H: 0 LOB: 0 BB: 0 P: 14	R: 0 E: 0 K: 1 S: 12	H: 1 LOB: 0 BB: 0 P: 19	R: 0 E: 0 K: 0 S: 10	H: 2 LOB: 2 BB: 0 P: 22	R: 0 E: 0 K: 0 S: 13	H: 0 LOB: 2 BB: 0 P: 19	R: 0 E: 0 K: 0 S: 9	H: 3 LOB: 2 BB: 0 P: 17	R: 1 E: 0 K: 0 S: 8	H: 2 LOB: 0 BB: 0 P: 10	R: 0 E: 0 K: 1 S: 7	H: 0 LOB: 0 BB: 0 P: 8		1B: 7 2B: 1 3B: 0 HR: 2	SF: 0 SAC: 0 DP: 3 HBP: 0	WP: 0 PB: 0 SB: 0 CS: 1	PA: 37
<b>PITCHER</b>	IP WLS BF H R ER SO BB IBB HBP BLK WP HR S P ERA WHIP																				
51 J.D. Martin, R (1,1) ERA: 5.91	5.0 W 20 5 1 1 1 1 0 0 0 0 0 1 52 87 1.80 1.200																				
36 Tyler Clippard, R (6,1) ERA: 2.42	0.0 2 0 0 0 0 0 2 0 0 0 0 0 0 3 11 ∞ ∞																				
42 Jason Bergmann, R (6,1) ERA: 4.66	1.0 H 2 0 0 0 0 0 0 0 0 0 0 0 0 6 9 0.00 0.000																				
41 Ron Villone, L (7,1) ERA: 3.93	0.2 4 3 0 0 0 0 0 0 0 0 0 0 0 10 13 0.00 4.500																				
29 Jorge Sosa, R (7,1) ERA: 2.69	2.1 S 8 2 1 1 2 0 0 0 0 0 0 1 18 22 3.86 0.857																				

Batter	1	2	3	4	5	6	7	8	9	AB	R	H	RBI	BB	SO	LOB	BOTTOM			
1 Naylor Morgan, L (1,8) OBP: 0.365, SLG: 0.387										4	2	2	1	1	1	2	<b>Arizona Diamondbacks @ Washington Nationals</b> <b>Nationals Park, Washington, DC</b> Sun Aug 09 2009, 1:35 PM EDT Att: 19,938 - Partly Cloudy - 90 F			
15 Cristian Guzman, S (1,6) OBP: 0.337, SLG: 0.437										4	1	2	1	1	1	2				
11 Ryan Zimmerman, R (1,5) OBP: 0.372, SLG: 0.537										5	3	3	0	0	0	4				
44 Adam Dunn, L (1,3) OBP: 0.409, SLG: 0.576										4	1	1	2	0	1	4				
29 Jorge Sosa, R (7,1)										0	0	0	0	0	0	0				
16 Josh Willingham, R (1,7) OBP: 0.420, SLG: 0.596										3	0	1	0	2	0	0				
22 Willie Harris, L (9,7) OBP: 0.363, SLG: 0.390										0	0	0	0	0	0	0				
34 Elijah Dukes, R (1,9) OBP: 0.312, SLG: 0.417										5	0	2	3	0	0	1				
7 Josh Bard, S (1,2) OBP: 0.318, SLG: 0.352										5	1	1	0	0	0	3				
12 Alberto Gonzalez, R (1,4) OBP: 0.307, SLG: 0.366										4	1	2	0	0	0	1				
51 J.D. Martin, R (1,1) ERA: 5.91										2	0	1	0	0	1	0				
36 Tyler Clippard, R (6,1) ERA: 2.42										0	0	0	0	0	0	0				
42 Jason Bergmann, R (6,1) ERA: 4.66										0	0	0	0	0	0	0				
8 Jorge Padilla, R (6,PH) OBP: 0.333, SLG: 0.333										1	0	1	0	0	0	0				
41 Ron Villone, L (7,1) ERA: 3.93										0	0	0	0	0	0	0				
10 Ronnie Belliard, R (7,3) OBP: 0.274, SLG: 0.333										1	0	0	0	0	0	1				
<b>Inning Stats</b>	R: 2 E: 0 K: 1 S: 13	H: 3 LOB: 1 BB: 0 P: 17	R: 0 E: 0 K: 1 S: 20	H: 2 LOB: 2 BB: 0 P: 24	R: 1 E: 1 K: 0 S: 12	H: 2 LOB: 1 BB: 1 P: 22	R: 1 E: 1 K: 1 S: 13	H: 2 LOB: 1 BB: 0 P: 20	R: 0 E: 0 K: 0 S: 5	H: 0 LOB: 0 BB: 0 P: 8	R: 1 E: 0 K: 0 S: 16	H: 2 LOB: 3 BB: 2 P: 29	R: 0 E: 0 K: 0 S: 6	H: 0 LOB: 0 BB: 0 P: 8	R: 4 E: 1 K: 0 S: 15	H: 5 LOB: 2 BB: 1 P: 28	1B: 11 2B: 4 3B: 0 HR: 1	SF: 0 SAC: 1 DP: 0 HBP: 0	WP: 1 PB: 0 SB: 2 CS: 0	PA: 43
<b>PITCHER</b>	IP WLS BF H R ER SO BB IBB HBP BLK WP HR S P ERA WHIP																			
48 Yusmeiro Petit, R (1,1) ERA: 5.97	4.0 L 21 9 4 3 3 0 0 1 0 0 0 0 0 16 24 6.75 2.250																			
35 Clay Zavada, L (5,1) ERA: 3.13	1.1 7 2 1 1 0 1 0 0 0 0 0 0 0 11 21 0.00 0.600																			
47 Leo Rosales, R (6,1) ERA: 4.73	1.2 6 0 0 0 0 1 1 0 0 0 0 0 0 9 14 0.00 6.000																			
60 Scott Schoeneweis, L (8,1) ERA: 8.24	0.2 6 4 4 4 0 0 0 0 0 0 0 0 0 9 14 54.00 6.000																			
55 Blaine Boyer, R (8,1) ERA: 4.38	0.1 3 1 0 0 0 0 1 0 0 0 0 0 0 6 14 0.00 6.000																			







Batter	1	2	3	4	5	6	7	8	9	AB	R	H	RBI	BB	SO	LOB	TOP							
1 Nyer Morgan, L (1.8) OBP: 0.373, SLG: 0.389										4	0	2	0	1	0	3								
15 Cristian Guzman, S (1.6) OBP: 0.340, SLG: 0.437										3	1	1	0	1	0	1								
11 Ryan Zimmerman, R (1.5) OBP: 0.372, SLG: 0.533										3	0	1	0	1	0	1								
44 Adam Dunn, L (1.3) OBP: 0.406, SLG: 0.569										4	0	2	1	0	1	0								
16 Josh Willingham, R (1.7) OBP: 0.413, SLG: 0.582										4	0	0	0	0	1	4								
34 Elijah Dukes, R (1.9) OBP: 0.310, SLG: 0.413										4	1	1	0	0	1	2								
7 Josh Bard, S (1.2) OBP: 0.317, SLG: 0.346										3	0	0	0	1	0	0								
10 Ronnie Belliard, R (1.4) OBP: 0.286, SLG: 0.340										3	0	2	1	1	1	0								
35 Craig Stammen, R (1.1) OBP: 0.229, SLG: 0.330										2	0	0	0	0	2	1								
22 Willie Harris, L (7. PH) OBP: 0.264, SLG: 0.306										0	0	0	0	0	0	0								
29 Jorge Sosa, R (7.1) OBP: 0.254, SLG: 0.306										0	0	0	0	0	0	0								
17 Sean Burnett, L (7.1) OBP: 0.254, SLG: 0.306										0	0	0	0	0	0	0								
42 Jason Bergmann, R (8.1) OBP: 0.254, SLG: 0.306										0	0	0	0	0	0	0								
41 Ron Villone, L (8.1) OBP: 0.254, SLG: 0.306										0	0	0	0	0	0	0								
8 Jorge Padilla, R (9. PH) OBP: 0.254, SLG: 0.306										1	0	0	0	0	1	1								
<b>Inning Stats</b>	R: 1 E: 0 K: 0 S: 10	H: 3 LOB: 1 BB: 1 P: 19	R: 0 E: 0 K: 1 S: 8	H: 0 LOB: 1 BB: 1 P: 12	R: 0 E: 0 K: 0 S: 5	H: 1 LOB: 0 BB: 0 P: 6	R: 0 E: 0 K: 1 S: 8	H: 0 LOB: 0 BB: 0 P: 16	R: 0 E: 0 K: 2 S: 9	H: 0 LOB: 0 BB: 0 P: 10	R: 0 E: 0 K: 0 S: 9	H: 1 LOB: 0 BB: 0 P: 14	R: 1 E: 0 K: 1 S: 11	H: 2 LOB: 3 BB: 2 P: 24	R: 0 E: 0 K: 1 S: 8	H: 1 LOB: 1 BB: 1 P: 17	R: 0 E: 0 K: 1 S: 13	H: 1 LOB: 1 BB: 1 P: 20	1B: 8 2B: 1 3B: 0 HR: 0	SF: 0 SAC: 0 DP: 3 HBP: 0	WP: 0 PB: 0 SB: 0 CS: 1	PA: 38		
<b>PITCHER</b>	IP WLS BF H R ER SO BB IBB HBP BLK WP HR S P ERA WHIP	7.0 W 28 7 2 2 5 4 0 0 0 0 0 0 59 101 2.57 1.571	1.0 H 5 1 0 0 1 1 0 0 0 0 0 0 8 17 0.00 2.000	1.0 4 1 0 0 1 1 0 0 0 0 0 0 13 20 0.00 2.000																				

Washington Nationals @ Atlanta Braves  
Turner Field, Atlanta, GA  
Wed Aug 12 2009, 7:00 PM EDT  
Att: 17,886 - Partly Cloudy - 84 F

AB 31  
R 2  
H 9  
RBI 2  
BB 6  
SO 7  
LOB 13



Batter	1	2	3	4	5	6	7	8	9	AB	R	H	RBI	BB	SO	LOB	BOTTOM					
25 Ryan Church, L (1.8) OBP: 0.348, SLG: 0.388										5	0	0	0	0	0	4						
14 Martin Prado, R (1.4) OBP: 0.364, SLG: 0.476										4	1	2	1	0	0	0						
10 Chipper Jones, S (1.5) OBP: 0.410, SLG: 0.494										4	1	1	0	0	1	1						
4 Omar Infante, R (9.4) OBP: 0.384, SLG: 0.422										4	1	1	0	0	0	1						
16 Brian McCann, L (1.2) OBP: 0.362, SLG: 0.489										4	1	2	1	0	0	2						
18 Garret Anderson, L (1.7) OBP: 0.315, SLG: 0.437										2	0	0	0	2	0	0						
19 Yunel Escobar, R (1.6) OBP: 0.375, SLG: 0.462										3	2	2	3	1	0	2						
22 Adam LaRoche, L (1.3) OBP: 0.340, SLG: 0.466										3	0	0	0	1	2	5						
23 Matt Diaz, R (1.9) OBP: 0.352, SLG: 0.442										2	0	0	0	0	1	0						
32 Derek Lowe, R (1.1) OBP: 0.250, SLG: 0.175										2	0	0	0	0	1	0						
2 Kelly Johnson, L (7. PH) OBP: 0.251, SLG: 0.408										0	0	0	0	0	0	0						
58 Peter Moylan, R (8.1) OBP: 0.251, SLG: 0.408										0	0	0	0	0	0	0						
20 Greg Norton, S (8. PH) OBP: 0.306, SLG: 0.172										0	0	0	1	1	0	0						
51 Michael Gonzalez, R (9.1) OBP: 0.306, SLG: 0.172										0	0	0	0	0	0	0						
<b>Inning Stats</b>	R: 0 E: 0 K: 1 S: 11	H: 1 LOB: 1 BB: 0 P: 19	R: 2 E: 0 K: 2 S: 14	H: 2 LOB: 0 BB: 0 P: 18	R: 0 E: 0 K: 0 S: 8	H: 0 LOB: 0 BB: 0 P: 11	R: 0 E: 0 K: 0 S: 7	H: 1 LOB: 2 BB: 1 P: 15	R: 0 E: 0 K: 0 S: 6	H: 0 LOB: 0 BB: 0 P: 9	R: 0 E: 0 K: 0 S: 4	H: 0 LOB: 0 BB: 0 P: 7	R: 1 E: 0 K: 0 S: 8	H: 1 LOB: 1 BB: 1 P: 14	R: 3 E: 0 K: 1 S: 16	H: 3 LOB: 3 BB: 3 P: 38	1B: 1 2B: 3 3B: 0 HR: 4	SF: 0 SAC: 1 DP: 0 HBP: 0	WP: 0 PB: 0 SB: 0 CS: 0	PA: 37		
<b>PITCHER</b>	IP WLS BF H R ER SO BB IBB HBP BLK WP HR S P ERA WHIP	6.0 L 3 1 1 1 0 1 0 0 0 0 0 1 5 10 3.00 6.000	0.1 L 3 1 1 1 0 1 0 0 0 0 0 1 5 10 27.00 6.000	1.0 8 3 3 3 0 1 1 0 0 0 0 1 14 30 27.00 4.000	0.1 2 0 0 0 1 1 0 0 0 0 0 0 4 10 0.00 3.000	0.1 1 0 0 0 0 0 0 0 0 0 0 0 1 2 0.00 0.000																

Washington Nationals @ Atlanta Braves  
Turner Field, Atlanta, GA  
Wed Aug 12 2009, 7:00 PM EDT  
Att: 17,886 - Partly Cloudy - 84 F

AB 31  
R 6  
H 8  
RBI 6  
BB 5  
SO 4  
LOB 15





Batter	1	2	3	4	5	6	7	8	9	AB	R	H	RBI	BB	SO	LOB	TOP			
1 Neyer Morgan, L (1,8) OBP: 0.372, SLG: 0.387	G4-3			HBP		G4-3			G1-3	2	0	0	0	0	0	0	Washington Nationals @ Cincinnati Reds Great American Ball Park, Cincinnati, OH Thu Aug 13 2009, 7:10 PM EDT Att: 16,889 - Partly Cloudy - 83 F			
42 Jason Bergmann, R (6,1)										0	0	0	0	0	0					
52 Saul Rivera, S (7,1)										0	0	0	0	0	0					
54 Mike MacDougal, S (8,1)										0	0	0	0	0	0					
22 Willie Harris, L (9,PH) OBP: 0.337, SLG: 0.453	G3-1					F8			G4-3	4	0	0	0	0	1					
15 Cristian Guzman, S (1,6)										1	0	0	0	0	0					
11 Ryan Zimmerman, R (1,5) OBP: 0.371, SLG: 0.530	P5					G5-3			L7	4	0	1	0	0	1					
44 Adam Dunn, L (1,3)										2	0	1	0	1	0					
16 Josh Willingham, R (1,7) OBP: 0.409, SLG: 0.576										3	0	0	0	1	4					
34 Elijah Dukes, R (1,9) OBP: 0.306, SLG: 0.408										3	0	0	0	0	2					
7 Josh Bard, S (1,2) OBP: 0.313, SLG: 0.340										3	0	0	0	1	0					
12 Alberto Gonzalez, R (1,4) OBP: 0.301, SLG: 0.363										3	0	0	0	0	0					
40 Collin Balester, R (1,1) OBP: 0.250, SLG: 0.143										1	0	0	0	1	0					
8 Jorge Padilla, R (6,PH) OBP: 0.167, SLG: 0.167										2	0	0	0	0	0					
<b>Inning Stats</b>	R: 0 H: 0 K: 0 S: 8	H: 0 LOB: 0 BB: 0 P: 10	R: 0 H: 1 K: 0 S: 7	H: 0 LOB: 0 BB: 0 P: 12	R: 0 H: 0 K: 1 S: 6	H: 0 LOB: 0 BB: 0 P: 11	R: 0 H: 0 K: 0 S: 6	H: 0 LOB: 2 BB: 1 P: 17	R: 0 H: 0 K: 0 S: 7	H: 0 LOB: 0 BB: 0 P: 8	R: 0 H: 1 K: 1 S: 9	H: 0 LOB: 0 BB: 0 P: 15	R: 0 H: 0 K: 1 S: 7	H: 0 LOB: 0 BB: 0 P: 10	R: 0 H: 0 K: 0 S: 5	H: 0 LOB: 0 BB: 0 P: 8	1B: 2 2B: 0 3B: 0 HR: 0	SF: 0 SAC: 0 DP: 1 HBP: 1	WP: 0 PB: 0 SB: 0 CS: 0	PA: 30
<b>PITCHER</b> 61 Bronson Arroyo, R (1,1) ERA: 4.74	IP: 9.0 WLS: W BF: 30	H: 2 R: 0 ER: 0 SO: 3	BB: 1 IBB: 0 HBP: 1 BLK: 0	WP: 0 HR: 0 S: 63 P: 103	ERA: 0.00 WHIP: 0.333	<b>PITCHER</b> IP: 9.0 WLS: W BF: 30 H: 2 R: 0 ER: 0 SO: 3 BB: 1 IBB: 0 HBP: 1 BLK: 0 WP: 0 HR: 0 S: 63 P: 103 ERA: 0.00 WHIP: 0.333														

Batter	1	2	3	4	5	6	7	8	9	AB	R	H	RBI	BB	SO	LOB	BOTTOM			
21 Chris Dickerson, L (1,8) OBP: 0.363, SLG: 0.371	G5-3	L7		K			G4-3			4	0	0	0	0	1	1	Washington Nationals @ Cincinnati Reds Great American Ball Park, Cincinnati, OH Thu Aug 13 2009, 7:10 PM EDT Att: 16,889 - Partly Cloudy - 83 F			
Alex Gonzalez, R (1,6) OBP: 0.258, SLG: 0.296	G5-3		G6-3		K		G5-3			4	0	0	0	0	1	0				
19 Joey Volto, L (1,3) OBP: 0.399, SLG: 0.550			G6-3		G6-3			2B		2	1	0	0	2	0	0				
4 Brandon Phillips, R (1,4) OBP: 0.324, SLG: 0.455	F9		G6-3		F7					4	0	1	1	0	0	1				
17 Laynce Nix, L (1,7) OBP: 0.299, SLG: 0.449		HR		HR		P5	G6-3			4	2	2	0	0	0	1				
31 Jonny Gomes, R (1,9) OBP: 0.351, SLG: 0.566		HR		HR		HR				4	3	3	5	0	1	0				
23 Adam Rosales, R (1,5) OBP: 0.292, SLG: 0.337		G6-3				P5				3	0	0	0	1	0	0				
29 Ryan Hanigan, R (1,2) OBP: 0.375, SLG: 0.351		HR				G4-3				4	1	2	1	0	0	1				
61 Bronson Arroyo, R (1,1) OBP: 0.119, SLG: 0.167	F8									3	0	0	0	0	1	2				
<b>Inning Stats</b>	R: 0 H: 0 K: 0 S: 11	H: 0 LOB: 1 BB: 1 P: 19	R: 3 H: 3 K: 0 S: 14	H: 3 LOB: 0 BB: 0 P: 21	R: 0 H: 0 K: 0 S: 5	H: 0 LOB: 0 BB: 0 P: 7	R: 2 H: 2 K: 1 S: 10	H: 2 LOB: 1 BB: 1 P: 19	R: 0 H: 0 K: 1 S: 5	H: 0 LOB: 0 BB: 0 P: 7	R: 1 H: 2 K: 0 S: 15	H: 2 LOB: 1 BB: 0 P: 23	R: 1 H: 1 K: 0 S: 9	H: 1 LOB: 1 BB: 1 P: 14	R: 0 H: 0 K: 1 S: 9	H: 0 LOB: 0 BB: 0 P: 14		1B: 2 2B: 2 3B: 0 HR: 4	SF: 0 SAC: 0 DP: 0 HBP: 0	WP: 0 PB: 0 SB: 0 CS: 0
<b>PITCHER</b> 40 Collin Balester, R (1,1) ERA: 6.0	IP: 5.0 WLS: L BF: 22	H: 5 R: 5 ER: 5 SO: 2	BB: 2 IBB: 0 HBP: 0 BLK: 0	WP: 0 HR: 3 S: 45 P: 73	ERA: 9.00 WHIP: 1.400	<b>PITCHER</b> IP: 5.0 WLS: L BF: 22 H: 5 R: 5 ER: 5 SO: 2 BB: 2 IBB: 0 HBP: 0 BLK: 0 WP: 0 HR: 3 S: 45 P: 73 ERA: 9.00 WHIP: 1.400														
42 Jason Bergmann, R (6,1) ERA: 4.75	1.0	5	2	1	1	1	0	0	0	0	0	0	0	0	0	0				
52 Saul Rivera, R (7,1) ERA: 7.04	1.0	5	1	1	1	0	1	0	0	0	0	0	0	0	0	0				
54 Mike MacDougal, R (8,1) ERA: 3.74	1.0	3	0	0	0	1	0	0	0	0	0	0	0	0	0	0				

AB	28
R	0
H	2
RBI	0
BB	1
SO	3
LOB	9



AB	32
R	7
H	8
RBI	7
BB	3
SO	4
LOB	6





Batter	1	2	3	4	5	6	7	8	9	AB	R	H	RBI	BB	SO	LOB	TOP						
1 Nyer Morgan, L (1,8) OBP: 0.373, SLG: 0.387										5	0	2	0	0	0	1							
15 Cristian Guzman, S (1,6) OBP: 0.333, SLG: 0.429										4	0	0	0	0	0	3							
11 Ryan Zimmerman, R (1,5) OBP: 0.368, SLG: 0.526										4	0	0	0	0	2	0							
44 Adam Dunn, L (1,3) OBP: 0.410, SLG: 0.567										1	0	0	0	3	0	0							
12 Alberto Gonzalez, R (8,PR) OBP: 0.301, SLG: 0.363										2	0	1	0	2	0	1							
16 Josh Willingham, R (1,9) OBP: 0.413, SLG: 0.575										0	0	0	0	0	0	0							
54 Mike MacDougal, S (9,1)										4	0	0	0	0	1	6							
22 Willie Harris, L (1,7) OBP: 0.257, SLG: 0.378										4	1	1	1	0	1	5							
10 Ronnie Belliard, R (8,3) OBP: 0.285, SLG: 0.358										4	1	1	1	0	1	5							
23 Wil Nieves, R (1,2) OBP: 0.291, SLG: 0.311										4	1	2	1	0	1	0							
49 Garrett Mock, S (1,1) OBP: 0.291, SLG: 0.391										2	0	0	0	0	2	1							
8 Jorge Sosa, R (7,PH) OBP: 0.403, SLG: 0.543										1	0	0	0	0	1	0							
29 Jorge Sosa, R (7,1)										0	0	0	0	0	0	0							
17 Sean Burnett, L (7,1)										0	0	0	0	0	0	0							
42 Jason Bergmann, R (8,1)										0	0	0	0	0	0	0							
34 Elijah Dukes, R (8,9) OBP: 0.255, SLG: 0.466										1	0	0	0	0	0	0							
<b>Inning Stats</b>	R: 0 E: 0 K: 0 S: 7	H: 1 LOB: 0 BB: 0 P: 9	R: 0 E: 0 K: 0 S: 9	H: 1 LOB: 1 BB: 0 P: 14	R: 0 E: 0 K: 1 S: 12	H: 1 LOB: 1 BB: 0 P: 15	R: 0 E: 0 K: 1 S: 12	H: 0 LOB: 1 BB: 1 P: 21	R: 1 E: 0 K: 2 S: 12	H: 2 LOB: 1 BB: 0 P: 17	R: 0 E: 0 K: 1 S: 14	H: 0 LOB: 2 BB: 2 P: 24	R: 1 E: 0 K: 1 S: 11	H: 1 LOB: 0 BB: 0 P: 15	R: 0 E: 0 K: 2 S: 14	H: 0 LOB: 2 BB: 2 P: 27	R: 0 E: 0 K: 0 S: 4	H: 0 LOB: 0 BB: 0 P: 6	1B: 4 2B: 1 3B: 0 HR: 2	SF: 0 SAC: 0 DP: 1 HBP: 0	WP: 0 PB: 0 SB: 0 CS: 0	PA: 37	
<b>PITCHER</b>	IP WLS BF H R ER SO BB IBB HBP BLK WP HR S P ERA WHIP	IP WLS BF H R ER SO BB IBB HBP BLK WP HR S P ERA WHIP	IP WLS BF H R ER SO BB IBB HBP BLK WP HR S P ERA WHIP	IP WLS BF H R ER SO BB IBB HBP BLK WP HR S P ERA WHIP	IP WLS BF H R ER SO BB IBB HBP BLK WP HR S P ERA WHIP	IP WLS BF H R ER SO BB IBB HBP BLK WP HR S P ERA WHIP	IP WLS BF H R ER SO BB IBB HBP BLK WP HR S P ERA WHIP	IP WLS BF H R ER SO BB IBB HBP BLK WP HR S P ERA WHIP	IP WLS BF H R ER SO BB IBB HBP BLK WP HR S P ERA WHIP	IP WLS BF H R ER SO BB IBB HBP BLK WP HR S P ERA WHIP	IP WLS BF H R ER SO BB IBB HBP BLK WP HR S P ERA WHIP	IP WLS BF H R ER SO BB IBB HBP BLK WP HR S P ERA WHIP	IP WLS BF H R ER SO BB IBB HBP BLK WP HR S P ERA WHIP	IP WLS BF H R ER SO BB IBB HBP BLK WP HR S P ERA WHIP	IP WLS BF H R ER SO BB IBB HBP BLK WP HR S P ERA WHIP	IP WLS BF H R ER SO BB IBB HBP BLK WP HR S P ERA WHIP	IP WLS BF H R ER SO BB IBB HBP BLK WP HR S P ERA WHIP	IP WLS BF H R ER SO BB IBB HBP BLK WP HR S P ERA WHIP	IP WLS BF H R ER SO BB IBB HBP BLK WP HR S P ERA WHIP	IP WLS BF H R ER SO BB IBB HBP BLK WP HR S P ERA WHIP	IP WLS BF H R ER SO BB IBB HBP BLK WP HR S P ERA WHIP	IP WLS BF H R ER SO BB IBB HBP BLK WP HR S P ERA WHIP	IP WLS BF H R ER SO BB IBB HBP BLK WP HR S P ERA WHIP

Washington Nationals @ Cincinnati Reds  
Great American Ball Park, Cincinnati, OH

AB 32  
R 2  
H 6  
RBI 2  
BB 5  
SO 8  
LOB 17



WP: 0 PA: 37  
PB: 0  
SB: 0  
CS: 0

Fri Aug 14 2009, 7:10 PM EDT  
Att: 19,606 - Clear - 82 F

Batter	1	2	3	4	5	6	7	8	9	AB	R	H	RBI	BB	SO	LOB	BOTTOM						
3 Willy Taveras, R (1,8) OBP: 0.275, SLG: 0.286										4	0	2	0	1	0	0							
7 Paul Janish, R (1,6) OBP: 0.294, SLG: 0.261										4	0	1	0	0	0	2							
19 Joey Volto, L (1,3) OBP: 0.397, SLG: 0.546										4	0	1	0	0	3	2							
4 Brandon Phillips, R (1,4) OBP: 0.324, SLG: 0.453										4	0	1	0	0	1	2							
17 Laynce Nix, L (1,7) OBP: 0.299, SLG: 0.452										3	0	1	0	0	0	0							
25 Wladimir Balentien, R (8,PH) OBP: 0.269, SLG: 0.375										1	0	0	0	0	0	1							
31 Jonny Gomes, R (1,9) OBP: 0.354, SLG: 0.568										3	0	1	0	1	2	1							
23 Adam Rosales, R (1,5) OBP: 0.296, SLG: 0.333										2	0	0	0	2	1	1							
30 Craig Tatum, R (1,2) OBP: 0.270, SLG: 0.161										4	0	0	0	0	5								
39 Aaron Harang, R (1,1) ERA: 5.27										2	0	1	0	0	1	2							
21 Chris Dickerson, L (7,PH) OBP: 0.352, SLG: 0.589										1	0	0	0	0	0	0							
40 Nick Masset, R (8,1)										0	0	0	0	0	0	0							
48 Francisco Cordero, R (9,1)										0	0	0	0	0	0	0							
15 Drew Sutton, S (9,PH) OBP: 0.194, SLG: 0.233										1	0	0	0	0	0	0							
<b>Inning Stats</b>	R: 0 E: 0 K: 2 S: 15	H: 0 LOB: 1 BB: 1 P: 23	R: 0 E: 0 K: 1 S: 10	H: 1 LOB: 1 BB: 1 P: 17	R: 0 E: 0 K: 1 S: 7	H: 0 LOB: 0 BB: 0 P: 10	R: 0 E: 0 K: 1 S: 9	H: 0 LOB: 0 BB: 0 P: 15	R: 0 E: 0 K: 1 S: 11	H: 3 LOB: 2 BB: 0 P: 13	R: 0 E: 0 K: 0 S: 8	H: 2 LOB: 3 BB: 2 P: 23	R: 0 E: 0 K: 1 S: 9	H: 1 LOB: 0 BB: 0 P: 13	R: 0 E: 0 K: 1 S: 9	H: 1 LOB: 1 BB: 0 P: 13	R: 0 E: 0 K: 0 S: 6	H: 0 LOB: 0 BB: 0 P: 9	1B: 6 2B: 3 3B: 0 HR: 0	SF: 0 SAC: 0 DP: 1 HBP: 0	WP: 0 PB: 0 SB: 0 CS: 0	PA: 37	
<b>PITCHER</b>	IP WLS BF H R ER SO BB IBB HBP BLK WP HR S P ERA WHIP	IP WLS BF H R ER SO BB IBB HBP BLK WP HR S P ERA WHIP	IP WLS BF H R ER SO BB IBB HBP BLK WP HR S P ERA WHIP	IP WLS BF H R ER SO BB IBB HBP BLK WP HR S P ERA WHIP	IP WLS BF H R ER SO BB IBB HBP BLK WP HR S P ERA WHIP	IP WLS BF H R ER SO BB IBB HBP BLK WP HR S P ERA WHIP	IP WLS BF H R ER SO BB IBB HBP BLK WP HR S P ERA WHIP	IP WLS BF H R ER SO BB IBB HBP BLK WP HR S P ERA WHIP	IP WLS BF H R ER SO BB IBB HBP BLK WP HR S P ERA WHIP	IP WLS BF H R ER SO BB IBB HBP BLK WP HR S P ERA WHIP	IP WLS BF H R ER SO BB IBB HBP BLK WP HR S P ERA WHIP	IP WLS BF H R ER SO BB IBB HBP BLK WP HR S P ERA WHIP	IP WLS BF H R ER SO BB IBB HBP BLK WP HR S P ERA WHIP	IP WLS BF H R ER SO BB IBB HBP BLK WP HR S P ERA WHIP	IP WLS BF H R ER SO BB IBB HBP BLK WP HR S P ERA WHIP	IP WLS BF H R ER SO BB IBB HBP BLK WP HR S P ERA WHIP	IP WLS BF H R ER SO BB IBB HBP BLK WP HR S P ERA WHIP	IP WLS BF H R ER SO BB IBB HBP BLK WP HR S P ERA WHIP	IP WLS BF H R ER SO BB IBB HBP BLK WP HR S P ERA WHIP	IP WLS BF H R ER SO BB IBB HBP BLK WP HR S P ERA WHIP	IP WLS BF H R ER SO BB IBB HBP BLK WP HR S P ERA WHIP	IP WLS BF H R ER SO BB IBB HBP BLK WP HR S P ERA WHIP	IP WLS BF H R ER SO BB IBB HBP BLK WP HR S P ERA WHIP

Washington Nationals @ Cincinnati Reds  
Great American Ball Park, Cincinnati, OH

AB 33  
R 0  
H 8  
RBI 0  
BB 4  
SO 8  
LOB 16



WP: 0 PA: 37  
PB: 0  
SB: 0  
CS: 0

Fri Aug 14 2009, 7:10 PM EDT  
Att: 19,606 - Clear - 82 F



Batter	1	2	3	4	5	6	7	8	9	AB	R	H	RBI	BB	SO	LOB	TOP					
1 Nyer Morgan, L (1.8) OBP: 0.373, SLG: 0.388	G1-3		10 2B 11 1B	44 BB 34 3B 10 1B	G1-3		K			5	2	2	0	0	1	3						
10 Ronnie Belliard, R (1.4) OBP: 0.288, SLG: 0.365	G6-3		11 1B 16 1B	44 BB 34 3B		K		K		5	2	2	1	0	2	0						
11 Ryan Zimmerman, R (1.5) OBP: 0.369, SLG: 0.524	F9		16 1B 12 2B	44 WP 12 2B	K		F9	22 FC4-6 44 BB		5	1	2	1	0	1	2						
44 Adam Dunn, L (1.3) OBP: 0.412, SLG: 0.573		HR	G1-3	34 3B BB		P5		22 FC4-6 BB		3	2	1	1	2	0	2						
16 Josh Willingham, R (1.7) OBP: 0.413, SLG: 0.573	L6		34 HBP 12 2B	P3		P6		FC4-6		3	1	1	1	0	0	3						
22 Willie Harris, L (6.7) OBP: 0.354, SLG: 0.374			12 2B 1B							2	0	0	0	0	0	2						
34 Elijah Dukes, R (1.9) OBP: 0.311, SLG: 0.416	FC4-6 1B		12 2B HBP	3B			K	G6-3		4	1	2	3	0	1	2						
7 Josh Bard, S (1.2) OBP: 0.310, SLG: 0.333	F9		K	G3-1			51 1B 12 1B			4	0	0	0	1	1	5						
12 Alberto Gonzalez, R (1.6) OBP: 0.303, SLG: 0.369	FC4-6		2B			G3		L9		5	0	2	3	0	0	1						
51 J.D. Martin, R (1.1) OBP: 0.364, SLG: 0.300										4	1	2	0	0	2	1						
26 Logan Kensing, R (7.1) OBP: 0.333, SLG: 0.346										0	0	0	0	0	0	0						
36 Tyler Clippard, R (7.1) OBP: 0.351, SLG: 0.374										1	0	0	0	0	1	0						
17 Sean Burnett, L (9.1) OBP: 0.256, SLG: 0.152										0	0	0	0	0	0	0						
<b>Inning Stats</b>	R: 0 E: 0 K: 0 S: 7	H: 0 LOB: 0 BB: 0 P: 9	R: 1 E: 0 K: 0 S: 10	H: 2 LOB: 1 BB: 0 P: 16	R: 6 E: 0 K: 2 S: 24	H: 6 LOB: 1 BB: 0 P: 39	R: 3 E: 0 K: 1 S: 16	H: 3 LOB: 1 BB: 1 P: 26	R: 0 E: 0 K: 1 S: 7	H: 0 LOB: 0 BB: 0 P: 8	R: 0 E: 0 K: 1 S: 7	H: 0 LOB: 0 BB: 0 P: 13	R: 0 E: 0 K: 2 S: 14	H: 2 LOB: 3 BB: 1 P: 25	R: 0 E: 0 K: 1 S: 13	H: 1 LOB: 2 BB: 1 P: 22	R: 0 E: 0 K: 1 S: 7	H: 0 LOB: 0 BB: 0 P: 8	1B: 10 HR: 1	SF: 0 SAC: 0 DP: 0 HBP: 1	WP: 1 PB: 0 SB: 0 CS: 0	PA: 45
<b>PITCHER</b>	IP	WLS	BF	H	R	ER	SO	BB	IBB	HBP	BLK	WP	HR	S	P	ERA	WHIP					
47 Johnny Cueto, R (1.1) ERA: 4.61	2.2	L	17	8	7	7	1	0	0	1	0	1	1	38	60	23.62	3.000					
38 Kip Wells, R (3.1) ERA: 5.27	4.0		19	5	3	3	5	2	0	0	0	0	0	44	70	6.75	1.750					
52 Daniel Herrera, L (7.1) ERA: 2.45	1.1		6	1	0	0	2	1	0	0	0	0	0	16	28	0.00	1.500					
51 Jared Burton, R (9.1) ERA: 5.88	1.0		3	0	0	0	1	0	0	0	0	0	0	7	8	0.00	0.000					

Washington Nationals @ Cincinnati Reds  
Great American Ball Park, Cincinnati, OH

Sat Aug 15 2009, 7:10 PM EDT  
Att: 30,494 - Partly Cloudy - 87 F

AB 41  
R 10  
H 14  
RBI 10  
BB 3  
SO 9  
LOB 21



Batter	1	2	3	4	5	6	7	8	9	AB	R	H	RBI	BB	SO	LOB	BOTTOM				
21 Chris Dickerson, L (1.9) OBP: 0.366, SLG: 0.376	F8 2B		F8						G4-3	4	1	2	0	1	0	1					
3 Willy Taveras, R (1.8) OBP: 0.277, SLG: 0.288	B2		E1 19 1B		P4				E9 19 G6-3	5	2	2	1	0	0	2					
19 Joey Volto, L (1.3) OBP: 0.400, SLG: 0.549					F7				G6-3	4	1	2	3	1	0	1					
4 Brandon Phillips, R (1.4) OBP: 0.324, SLG: 0.451	F7		G6-3						F9	2	0	0	0	0	0	3					
15 Drew Sutton, S (7.4) OBP: 0.212, SLG: 0.344										2	1	1	2	0	0	0					
17 Lavnce Nix, L (1.7) OBP: 0.295, SLG: 0.445	F8				P5					4	0	0	0	0	0	3					
23 Adam Rosales, R (1.5) OBP: 0.285, SLG: 0.337			G3-1						F8	4	0	1	0	0	0	1					
29 Ryan Hanigan, R (1.2) OBP: 0.370, SLG: 0.346			G4-3							3	0	0	0	0	1	2					
52 Daniel Herrera, L (7.1) ERA: 10.46										0	0	0	0	0	0	0					
60 Kevin Barker, L (8.7) OBP: 0.333, SLG: 0.333										1	0	0	0	0	1	0					
51 Jared Burton, R (9.1) OBP: 0.256, SLG: 0.152										0	0	0	0	0	0	0					
7 Paul Janish, R (1.6) OBP: 0.292, SLG: 0.253	B2				P2					3	0	0	0	1	0	1					
47 Johnny Cueto, R (1.1) OBP: 0.175, SLG: 0.108										0	0	0	0	0	0	0					
38 Kip Wells, R (3.1) ERA: 5.27										2	1	1	0	0	0	0					
30 Craig Tatum, R (7.2) OBP: 0.256, SLG: 0.152										2	0	0	0	0	2	1					
<b>Inning Stats</b>	R: 0 E: 0 K: 0 S: 10	H: 1 LOB: 2 BB: 1 P: 18	R: 0 E: 0 K: 0 S: 8	H: 0 LOB: 0 BB: 0 P: 12	R: 1 E: 1 K: 0 S: 11	H: 3 LOB: 1 BB: 0 P: 17	R: 0 E: 0 K: 1 S: 12	H: 1 LOB: 1 BB: 0 P: 22	R: 0 E: 0 K: 0 S: 4	H: 0 LOB: 0 BB: 0 P: 8	R: 4 E: 0 K: 1 S: 12	H: 3 LOB: 0 BB: 1 P: 25	R: 0 E: 0 K: 2 S: 11	H: 0 LOB: 1 BB: 1 P: 20	R: 1 E: 1 K: 0 S: 7	H: 0 LOB: 0 BB: 0 P: 13	1B: 5 HR: 1	SF: 0 SAC: 0 DP: 0 HBP: 1	WP: 0 PB: 0 SB: 0 CS: 0	PA: 40	
<b>PITCHER</b>	IP	WLS	BF	H	R	ER	SO	BB	IBB	HBP	BLK	WP	HR	S	P	ERA	WHIP				
51 J.D. Martin, R (1.1) ERA: 4.61	6.0	W	25	6	1	1	0	1	0	1	0	0	0	54	93	0.00	1.167				
26 Logan Kensing, R (7.1) ERA: 10.46	0.2		6	3	4	4	1	1	0	0	0	0	1	10	22	54.00	6.000				
36 Tyler Clippard, R (7.1) ERA: 2.51	1.2		7	0	1	0	2	1	0	0	0	0	0	17	31	0.00	0.600				
17 Sean Burnett, L (9.1) ERA: 3.06	0.2		2	0	0	0	0	0	0	0	0	0	0	3	5	0.00	0.000				

Washington Nationals @ Cincinnati Reds  
Great American Ball Park, Cincinnati, OH

Sat Aug 15 2009, 7:10 PM EDT  
Att: 30,494 - Partly Cloudy - 87 F

AB 36  
R 6  
H 9  
RBI 6  
BB 3  
SO 4  
LOB 15





Batter	1	2	3	4	5	6	7	8	9	AB	R	H	RBI	BB	SO	LOB	TOP										
1 Nyer Morgan, L (1,8) OBP: 0.395, SLG: 0.383	L8		G4-3		G6-3		K		G1-3	5	0	0	0	0	1	1	<b>Washington Nationals @ Cincinnati Reds</b> Great American Ball Park, Cincinnati, OH Sun Aug 16 2009, 1:10 PM EDT Att: 18,030 - Partly Cloudy - 84 F <a href="http://livebaseballscorecards.com">livebaseballscorecards.com</a>										
15 Cristian Guzman, S (1,6) OBP: 0.329, SLG: 0.423	K		G4-3		L7		F9		K	5	0	0	0	0	2	1											
10 Ronnie Belliard, R (1,5) OBP: 0.282, SLG: 0.356	E5		G5-3		G5-3				G6-3	4	0	0	0	0	0	0											
44 Adam Dunn, L (1,3) OBP: 0.417, SLG: 0.580	HBP				16 HR	2B			16 1B	2	3	2	0	0	0	0											
16 Josh Willingham, R (1,7) OBP: 0.417, SLG: 0.589	G6-3				2H	HR			11 1B	4	2	3	3	0	0	2											
34 Elijah Dukes, R (1,9) OBP: 0.299, SLG: 0.364					F9				L8	4	0	0	0	0	1	3											
12 Alberto Gonzalez, R (1,4) OBP: 0.370, SLG: 0.525					F8				G6-3	3	0	0	0	0	0	1											
11 Ryan Zimmerman, R (8,PH) OBP: 0.370, SLG: 0.525										1	0	1	1	0	0	0											
23 Wil Nieves, R (1,2) OBP: 0.302, SLG: 0.323									G6-3	4	0	3	0	0	0	1											
54 Mike MacDougal, S (8,1)										0	0	0	0	0	0	0											
31 John Lannan, L (1,1) OBP: 0.178, SLG: 0.182									F7	2	0	0	0	0	0	2											
42 Jason Bergmann, R (6,1)										0	0	0	0	0	0	0											
22 Willie Harris, L (7,PH) OBP: 0.352, SLG: 0.373										1	0	0	0	0	0	1											
29 Jorge Sosa, R (7,1)										0	0	0	0	0	0	0											
7 Josh Bard, S (8,2) OBP: 0.308, SLG: 0.332									F8	1	0	0	0	0	0	0											
<b>Inning Stats</b>	R: 0 E: 1 K: 1 S: 13	H: 0 LOB: 2 BB: 0 P: 19	R: 0 E: 1 K: 0 S: 9	H: 1 LOB: 1 BB: 0 P: 13	R: 0 E: 0 K: 0 S: 8	H: 0 LOB: 0 BB: 0 P: 15	R: 2 E: 0 K: 0 S: 13	H: 3 LOB: 1 BB: 0 P: 18	R: 0 E: 0 K: 1 S: 9	H: 0 LOB: 0 BB: 0 P: 14	R: 1 E: 0 K: 1 S: 9	H: 2 LOB: 0 BB: 0 P: 14	R: 0 E: 0 K: 1 S: 9	H: 1 LOB: 1 BB: 0 P: 12	R: 2 E: 0 K: 0 S: 10	H: 2 LOB: 1 BB: 0 P: 13	R: 0 E: 0 K: 1 S: 10	H: 0 LOB: 0 BB: 0 P: 16	1B: 5 2B: 3 3B: 0 HR: 1	SF: 0 SAC: 0 DP: 0 HBP: 2	WP: 1 PB: 0 SB: 0 CS: 1	PA: 38					
<b>PITCHER</b>	IP WLS BF H R ER SO BB IBB HBP BLK WP HR S P ERA WHIP																										
62 Justin Lehr, R (1,1) ERA: 2.42	6.0	H	25	6	3	3	2	0	0	0	1	0	0	1	1	61	93	4.50	1.000								
51 Jared Burton, R (7,1) ERA: 5.53	0.1	H	2	1	0	0	0	0	0	0	0	0	0	0	0	4	5	0.00	3.000								
52 Daniel Herrera, L (7,1) ERA: 2.42	0.2	H	2	0	0	0	1	0	0	0	0	0	0	0	0	5	7	0.00	0.000								
40 Nick Masset, R (8,1) ERA: 2.92	0.1	H	1	0	0	0	0	0	0	0	0	0	0	0	2	3	0.00	0.000									
53 Arthur Rhodes, L (8,1) ERA: 2.5	0.2	L	5	2	2	2	0	0	0	0	1	0	0	0	0	8	10	27.00	3.000								

Batter	1	2	3	4	5	6	7	8	9	AB	R	H	RBI	BB	SO	LOB	BOTTOM										
3 Willy Taveras, R (1,8) OBP: 0.276, SLG: 0.286	F9		G6-3		G1-3				P6	5	0	1	0	0	0	1	<b>Washington Nationals @ Cincinnati Reds</b> Great American Ball Park, Cincinnati, OH Sun Aug 16 2009, 1:10 PM EDT Att: 18,030 - Partly Cloudy - 84 F <a href="http://livebaseballscorecards.com">livebaseballscorecards.com</a>										
15 Drew Sutton, S (1,4) OBP: 0.211, SLG: 0.306	G6-3		B2						G5-3	4	1	0	0	1	2												
19 Joey Volto, L (1,3) OBP: 0.400, SLG: 0.547	K								K	5	1	2	1	0	2	0											
31 Jonny Gomes, R (1,9) OBP: 0.357, SLG: 0.584										4	1	2	3	0	0	1											
40 Nick Masset, R (8,1)										0	0	0	0	0	0	0											
53 Arthur Rhodes, L (8,1)										0	0	0	0	0	0	0											
17 Laynce Nix, L (9,9) OBP: 0.295, SLG: 0.445										0	0	0	0	0	0	0											
25 Vladimir Valentin, R (1,7) OBP: 0.298, SLG: 0.369	F7									3	0	0	0	1	1	2											
23 Adam Rosales, R (1,5) OBP: 0.294, SLG: 0.332	L9								F7	3	0	0	0	1	0	2											
7 Paul Janish, R (1,6) OBP: 0.291, SLG: 0.253	E5									4	0	1	0	0	0	3											
29 Ryan Hanigan, R (1,2) OBP: 0.368, SLG: 0.344	L7								F8	4	1	1	0	0	0	3											
62 Justin Lehr, R (1,1) ERA: 3.88										2	0	1	0	0	1	0											
51 Jared Burton, R (7,1) ERA: 4.55										0	0	0	0	0	0	0											
52 Daniel Herrera, L (7,1)										0	0	0	0	0	0	0											
21 Chris Dickerson, L (8,9) OBP: 0.365, SLG: 0.374										1	0	0	0	0	0	1											
46 Carlos Fisher, R (9,1) ERA: 3.5										0	0	0	0	0	0	0											
<b>Inning Stats</b>	R: 0 E: 0 K: 1 S: 7	H: 0 LOB: 0 BB: 0 P: 11	R: 0 E: 1 K: 0 S: 12	H: 1 LOB: 2 BB: 0 P: 19	R: 0 E: 0 K: 1 S: 10	H: 0 LOB: 0 BB: 0 P: 12	R: 0 E: 0 K: 0 S: 11	H: 1 LOB: 2 BB: 1 P: 18	R: 4 E: 0 K: 0 S: 21	H: 3 LOB: 1 BB: 2 P: 37	R: 0 E: 0 K: 1 S: 12	H: 2 LOB: 2 BB: 0 P: 18	R: 0 E: 0 K: 1 S: 12	H: 0 LOB: 0 BB: 0 P: 18	R: 0 E: 0 K: 0 S: 7	H: 1 LOB: 1 BB: 0 P: 13	R: 0 E: 0 K: 1 S: 8	H: 0 LOB: 0 BB: 0 P: 13	1B: 6 2B: 1 3B: 0 HR: 1	SF: 0 SAC: 1 DP: 0 HBP: 0	WP: 0 PB: 1 SB: 0 CS: 0	PA: 39					
<b>PITCHER</b>	IP WLS BF H R ER SO BB IBB HBP BLK WP HR S P ERA WHIP																										
31 John Lannan, L (1,1) ERA: 3.88	5.2	R	28	7	4	4	2	3	0	0	0	0	0	0	0	70	109	6.35	1.765								
42 Jason Bergmann, R (6,1) ERA: 4.55	0.1		1	0	0	0	1	0	0	0	0	0	0	0	0	3	6	0.00	0.000								
29 Jorge Sosa, R (7,1) ERA: 2.38	1.2	W	6	1	0	0	1	0	0	0	0	0	0	0	0	18	28	0.00	0.600								
54 Mike MacDougal, R (8,1) ERA: 3.5	1.1	S	4	0	0	0	1	0	0	0	0	0	0	0	0	9	16	0.00	0.000								



Batter	1	2	3	4	5	6	7	8	9	AB R H RBI BB SO LOB	TOP																								
5 Carlos González, L (1,7) OBP: 0.337, SLG: 0.526	G4-3		FC4-6 24 BB			F9		HR	G3	5 1 1 1 0 0 2	<b>Colorado Rockies @ Washington Nationals</b> Nationals Park, Washington, DC Tue Aug 18 2009, 7:05 PM EDT Att: 18,192 - Overcast - 88 F																								
24 Dexter Fowler, S (1,8) OBP: 0.366, SLG: 0.412	K		BB			1B		F9		3 1 1 0 1 1 0																									
17 Todd Helton, L (1,3) OBP: 0.397, SLG: 0.494	L6		F8			1B		BB		3 0 1 0 1 0 2																									
2 Troy Tulowitzki, R (1,6) OBP: 0.359, SLG: 0.537	L5		G6-3			BB		K		3 0 0 0 1 1 1																									
11 Brad Hawpe, L (1,9) OBP: 0.386, SLG: 0.538	HR		G5-3			G4-3		K		4 1 1 2 0 1 3																									
27 Garrett Atkins, R (1,5) OBP: 0.310, SLG: 0.344	G6-3		G5-3			P6				3 0 0 0 0 0 2																									
9 Ian Stewart, L (8,5) OBP: 0.323, SLG: 0.473								K		1 0 0 0 0 1 0																									
12 Clint Barmes, R (1,4) OBP: 0.298, SLG: 0.465	F8					F9		HR		4 1 1 1 0 1 0																									
20 Chris Iannetta, R (1,2) OBP: 0.336, SLG: 0.448			K			G5-3		F7		3 0 0 0 1 1 0																									
38 Ubaldo Jiménez, R (1,1) OBP: 0.300, SLG: 0.239						K		BB		3 0 1 0 0 1 1																									
7 Seth Smith, L (9,PH) OBP: 0.397, SLG: 0.474										0 0 0 0 1 0 0																									
16 Huston Street, R (9,1) OBP: 0.323, SLG: 0.473										0 0 0 0 0 0 0																									
<b>Inning Stats</b>	R: 0 H: 0 E: 0 K: 1 S: 9	H: 0 LOB: 0 BB: 0 P: 16	R: 1 H: 1 E: 0 K: 0 S: 7	H: 1 LOB: 0 BB: 0 P: 11	R: 0 H: 1 E: 0 K: 1 S: 12	H: 1 LOB: 2 BB: 1 P: 21	R: 0 H: 0 E: 0 K: 0 S: 7	H: 0 LOB: 0 BB: 0 P: 9	R: 0 H: 0 E: 0 K: 1 S: 8	H: 0 LOB: 0 BB: 0 P: 10	R: 1 H: 2 E: 0 K: 0 S: 9	H: 2 LOB: 2 BB: 1 P: 15	R: 0 H: 0 E: 0 K: 1 S: 12	H: 0 LOB: 1 BB: 1 P: 19	R: 1 H: 1 E: 0 K: 2 S: 11	H: 1 LOB: 1 BB: 1 P: 20	R: 1 H: 1 E: 0 K: 1 S: 12	H: 1 LOB: 1 BB: 1 P: 19	1B: 3 2B: 0 3B: 0 HR: 3	SF: 0 SAC: 0 DP: 1 HBP: 0	WP: 1 PB: 0 SB: 0 CS: 0	PA: 37													
<b>PITCHER</b>	IP WLS BF H R ER SO BB IBB HBP BLK WP HR S P ERA WHIP																																		
35 Craig Stammen, R (1,1) ERA: 5.13	5.1		2	2	3	2	0	0	0	0	1	1	50	80	3.38	1.125																			
41 Ron Villone, L (6,1) ERA: 3.89	0.1	B	1	0	0	0	0	0	0	0	0	0	1	1	0.00	0.000																			
42 Jason Bergmann, R (6,1) ERA: 4.36	1.1		4	0	0	1	1	0	0	0	0	0	13	20	0.00	0.750																			
17 Sean Burnett, L (8,1) ERA: 3.22	0.1	L	3	1	1	0	1	0	0	0	0	1	4	10	27.00	6.000																			
36 Tyler Clippard, R (8,1) ERA: 2.67	1.2		7	1	1	3	1	0	0	0	0	1	19	29	5.40	1.200																			

AB	32
R	4
H	6
RBI	4
BB	5
SO	7
LOB	11



Batter	1	2	3	4	5	6	7	8	9	AB R H RBI BB SO LOB	BOTTOM																								
1 Nyjer Morgan, L (1,8) OBP: 0.372, SLG: 0.387	G3					G3		SH2-4		4 0 3 1 0 0 0	<b>Colorado Rockies @ Washington Nationals</b> Nationals Park, Washington, DC Tue Aug 18 2009, 7:05 PM EDT Att: 18,192 - Overcast - 88 F																								
15 Cristian Guzman, S (1,6) OBP: 0.326, SLG: 0.421	K		G6-3			L5		G4-3		5 0 1 1 0 1 4																									
11 Ryan Zimmerman, R (1,5) OBP: 0.368, SLG: 0.521	F8					G5-3		G4-3		4 0 0 0 1 0 4																									
44 Adam Dunn, L (1,3) OBP: 0.414, SLG: 0.574	K					K		P5		4 0 0 0 0 3 2																									
16 Josh Willingham, R (1,7) OBP: 0.415, SLG: 0.588	L6					P3		F9		4 0 1 0 0 0 0																									
34 Elijah Dukes, R (1,9) OBP: 0.305, SLG: 0.407						G5-3		F7		4 0 1 0 0 0 2																									
12 Alberto Gonzalez, R (1,4) OBP: 0.303, SLG: 0.366	FC6-4 23 HBP 35 2B		L1							4 1 2 0 0 0 3																									
23 Wil Nieves, R (1,2) OBP: 0.302, SLG: 0.318						G4-3		FC4-6		2 1 0 0 0 0 1																									
10 Ronnie Belliard, R (9,PH) OBP: 0.280, SLG: 0.354										1 1 0 0 0 0 1																									
35 Craig Stammen, R (1,1) ERA: 5.13										2 0 1 1 0 1 0																									
41 Ron Villone, L (6,1) ERA: 3.89										0 0 0 0 0 0 0																									
42 Jason Bergmann, R (6,1) ERA: 4.36										0 0 0 0 0 0 0																									
22 Willie Harris, L (7,PH) OBP: 0.276, SLG: 0.333										1 0 1 0 0 0 0																									
17 Sean Burnett, L (8,1) ERA: 3.22										0 0 0 0 0 0 0																									
36 Tyler Clippard, R (8,1) ERA: 2.67										0 0 0 0 0 0 0																									
7 Josh Bard, S (9,PH) OBP: 0.207, SLG: 0.330										1 0 0 0 0 0 1																									
<b>Inning Stats</b>	R: 0 H: 1 E: 0 K: 2 S: 12	H: 3 LOB: 1 BB: 0 P: 18	R: 2 H: 3 E: 0 K: 0 S: 16	H: 3 LOB: 2 BB: 0 P: 28	R: 0 H: 1 E: 0 K: 1 S: 8	H: 1 LOB: 2 BB: 1 P: 13	R: 0 H: 0 E: 0 K: 1 S: 8	H: 0 LOB: 0 BB: 0 P: 9	R: 0 H: 0 E: 0 K: 0 S: 10	H: 0 LOB: 0 BB: 0 P: 14	R: 0 H: 1 E: 0 K: 0 S: 7	H: 1 LOB: 1 BB: 0 P: 10	R: 0 H: 1 E: 0 K: 0 S: 6	H: 1 LOB: 1 BB: 0 P: 9	R: 0 H: 0 E: 0 K: 0 S: 5	H: 0 LOB: 0 BB: 0 P: 7	R: 1 H: 3 E: 0 K: 0 S: 13	H: 3 LOB: 2 BB: 0 P: 16	1B: 8 2B: 2 3B: 0 HR: 0	SF: 0 SAC: 1 DP: 0 HBP: 1	WP: 0 PB: 0 SB: 1 CS: 0	PA: 39													
<b>PITCHER</b>	IP WLS BF H R ER SO BB IBB HBP BLK WP HR S P ERA WHIP																																		
38 Ubaldo Jiménez, R (1,1) ERA: 3.41	8.0		3	2	5	1	0	1	0	0	0	0	72	108	2.25	1.000																			
16 Huston Street, R (9,1) ERA: 3.12	1.0	S	6	3	1	0	0	0	0	0	0	0	13	16	9.00	3.000																			

AB	36
R	3
H	10
RBI	3
BB	1
SO	5
LOB	18





Batter	1	2	3	4	5	6	7	8	9	AB	R	H	RBI	BB	SO	LOB	TOP					
5 Carlos González, L (1.7) OBP: 0.350, SLG: 0.547										3	2	2	1	1	0	1						
24 Dexter Fowler, S (1.8) OBP: 0.366, SLG: 0.416										4	1	1	1	1	1	1						
17 Todd Helton, L (1.3) OBP: 0.404, SLG: 0.495										1	0	1	0	4	0	0						
2 Troy Tulowitzki, R (1.6) OBP: 0.359, SLG: 0.536										4	0	1	2	1	1	4						
11 Brad Hawpe, L (1.9) OBP: 0.388, SLG: 0.539										3	0	1	0	2	2	3						
9 Ian Stewart, L (1.5) OBP: 0.322, SLG: 0.467										4	0	0	0	1	0	7						
12 Clint Barmes, R (1.4) OBP: 0.299, SLG: 0.473										5	1	2	1	0	0	5						
20 Chris Iannetta, R (1.2) OBP: 0.330, SLG: 0.439										5	0	0	0	0	2	6						
21 Jason Marquis, L (1.1) OBP: 0.226, SLG: 0.255										4	1	1	0	0	1	2						
56 Franklin Morales, L (7.1) ERA: 6.16										0	0	0	0	0	0	0						
63 Rafael Betancourt, R (8.1) ERA: 8.16										0	0	0	0	0	0	0						
16 Huston Street, R (9.1) ERA: 9.16										0	0	0	0	0	0	0						
<b>Inning Stats</b>	R: 2 H: 1 E: 1 K: 1 S: 16	L: 1 LOB: 3 BB: 4 P: 36	R: 1 H: 2 E: 0 K: 1 S: 16	H: 2 LOB: 3 BB: 2 P: 29	R: 0 H: 2 E: 0 K: 0 S: 8	H: 2 LOB: 1 BB: 0 P: 10	R: 0 H: 0 E: 0 K: 0 S: 12	H: 0 LOB: 0 BB: 1 P: 16	R: 1 H: 1 E: 0 K: 2 S: 12	H: 1 LOB: 0 BB: 0 P: 17	R: 0 H: 1 E: 0 K: 2 S: 17	H: 3 LOB: 3 BB: 1 P: 32	R: 0 H: 0 E: 0 K: 0 S: 13	H: 0 LOB: 1 BB: 1 P: 21	R: 1 H: 1 E: 0 K: 1 S: 11	H: 1 LOB: 0 BB: 1 P: 20	R: 0 H: 1 E: 0 K: 0 S: 8	H: 1 LOB: 1 BB: 0 P: 12	1B: 2 2B: 4 3B: 1 HR: 2	SF: 0 SAC: 0 DP: 2 HBP: 1	WP: 0 PB: 0 CS: 0 S: 1	PA: 45
<b>PITCHER</b>	IP WLS BF H R ER SO BB IBB HBP BLK WP HR S P ERA WHIP																	ERA WHIP				
40 Collin Balester, R (1.1) ERA: 6.75	1.1 L 12 3 3 3 1 5 0 0 0 0 0 0 24 51 20.25 6.000																					
52 Saul Rivera, R (2.1) ERA: 6.16	3.2 14 3 1 1 3 2 0 0 0 0 1 40 57 2.46 1.364																					
41 Ron Villone, L (6.1) ERA: 3.75	1.0 7 1 0 0 2 2 0 1 0 0 0 20 39 0.00 3.000																					
29 Jorge Sosa, R (7.1) ERA: 2.7	2.0 7 1 1 1 1 1 0 0 0 0 1 21 34 4.50 1.000																					
54 Mike MacDougal, R (9.1) ERA: 3.41	1.0 4 1 0 0 0 0 0 0 0 0 0 8 12 0.00 1.000																					

**Colorado Rockies @ Washington Nationals**  
Nationals Park, Washington, DC  
Wed Aug 19 2009, 7:05 PM EDT  
Att: 16,187 - Partly Cloudy - 80 F

livebaseballscorecards.com

AB 33  
R 5  
H 9  
RBI 5  
BB 10  
SO 7  
LOB 29

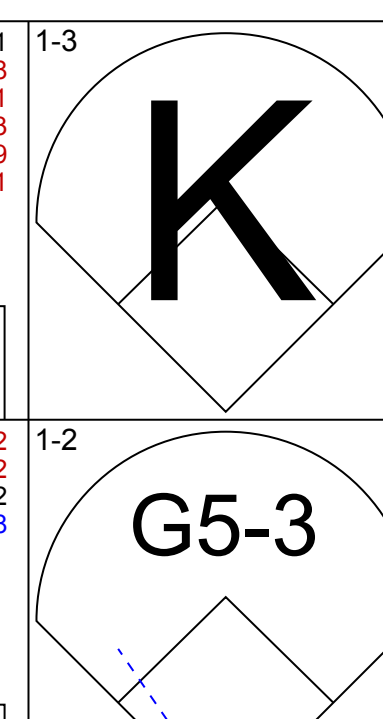
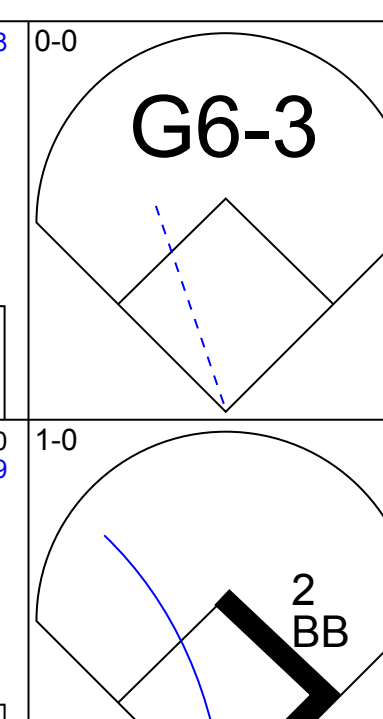
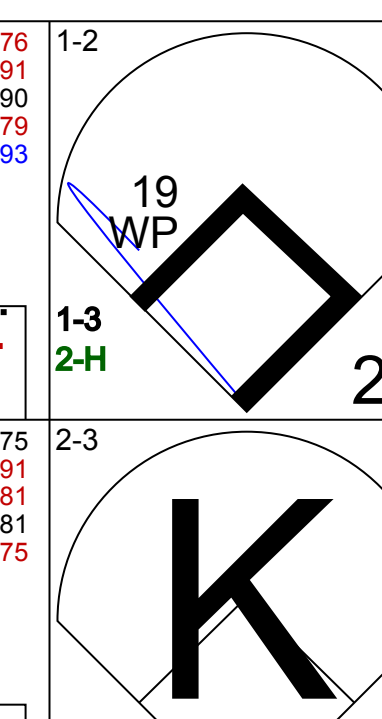
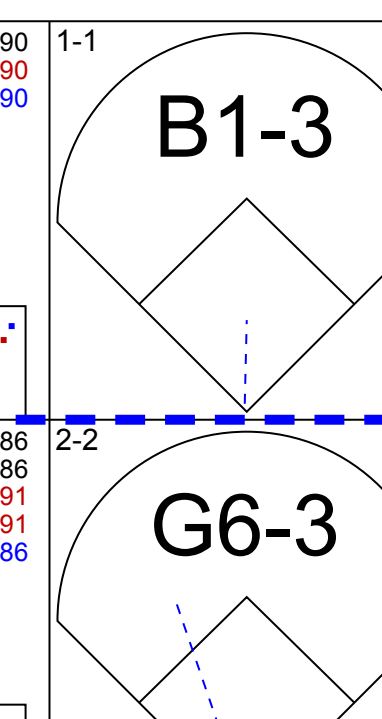
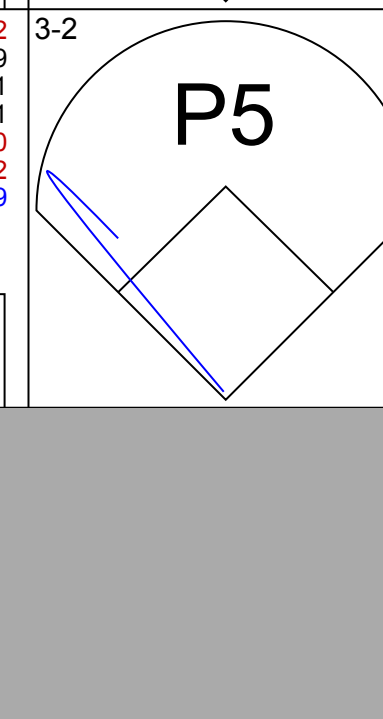
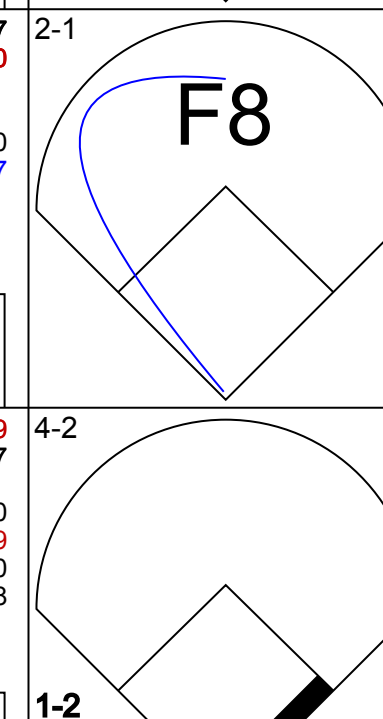

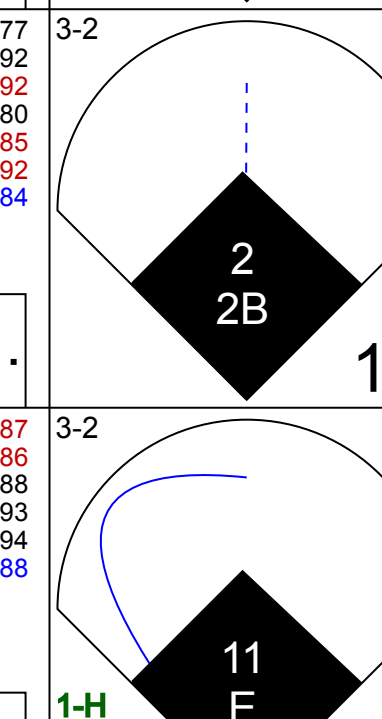


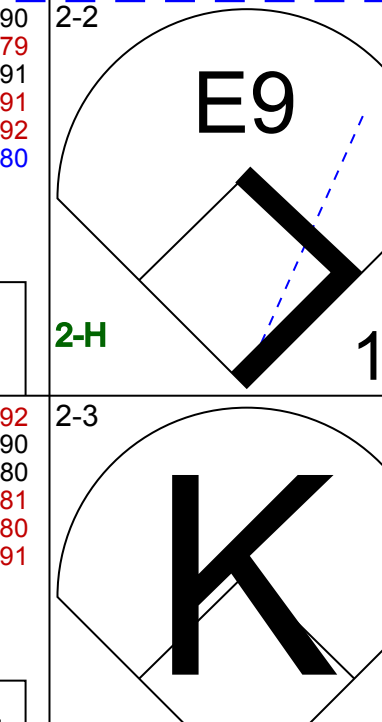

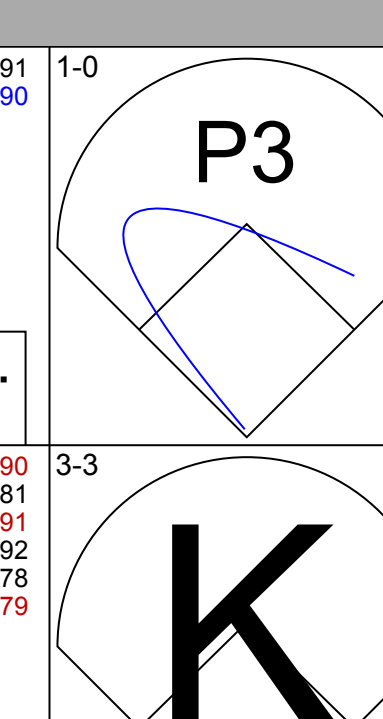
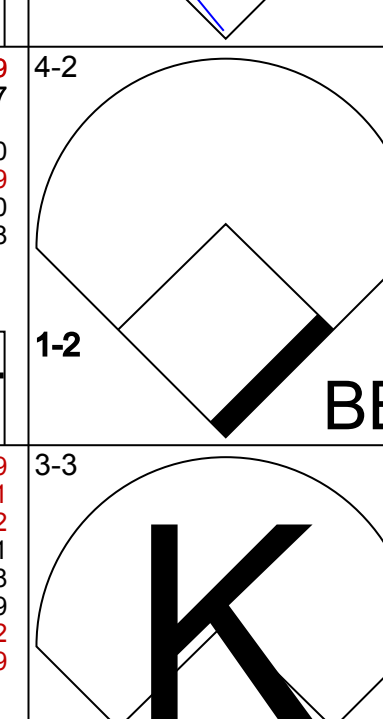
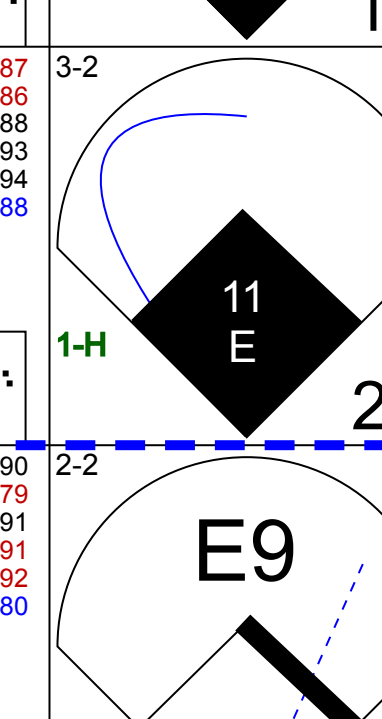




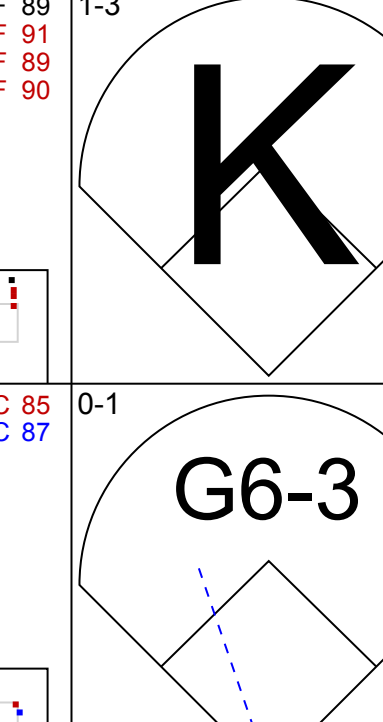

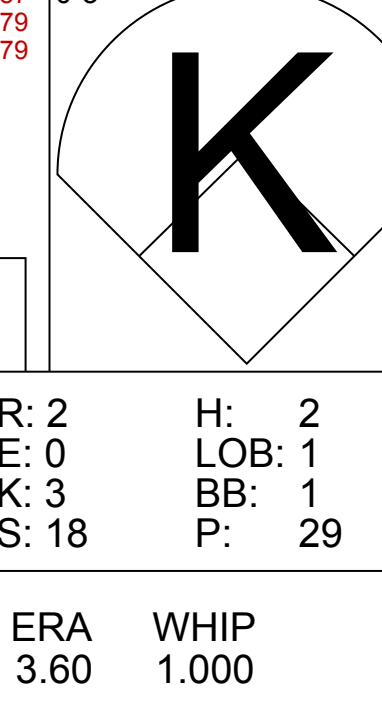
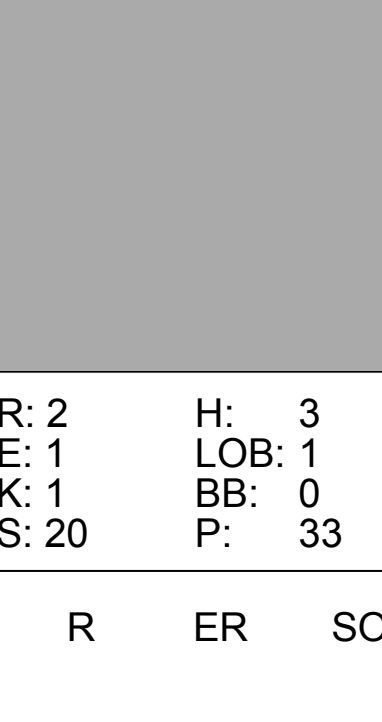
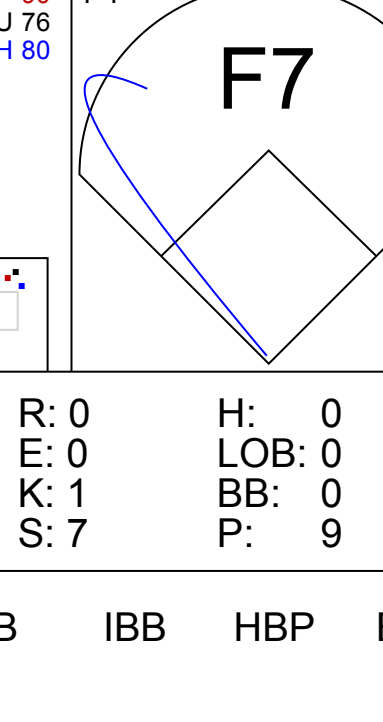
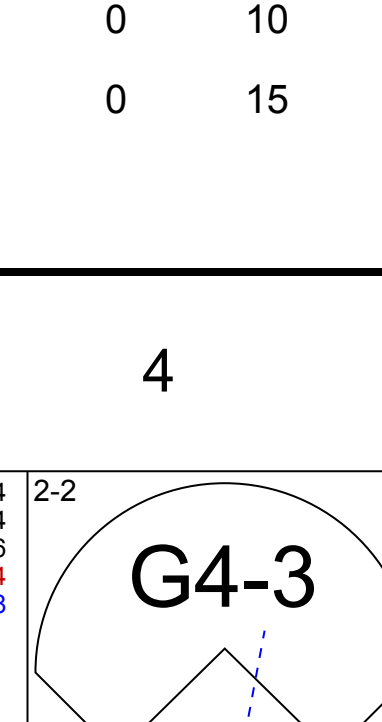
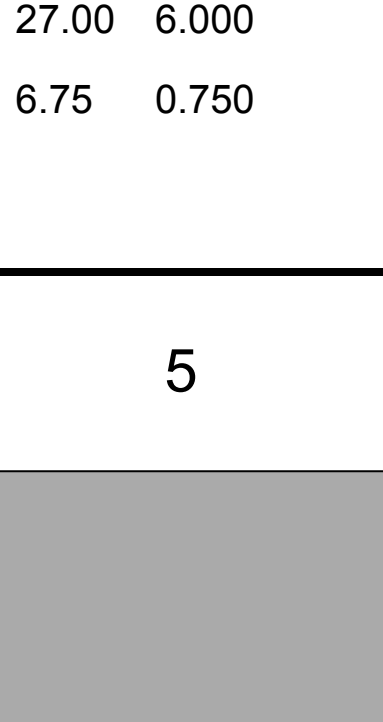
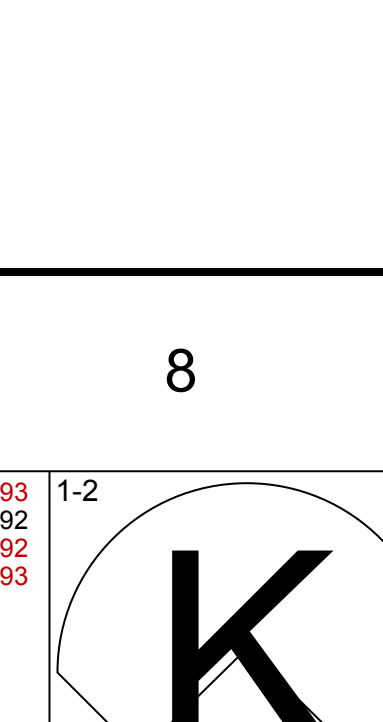
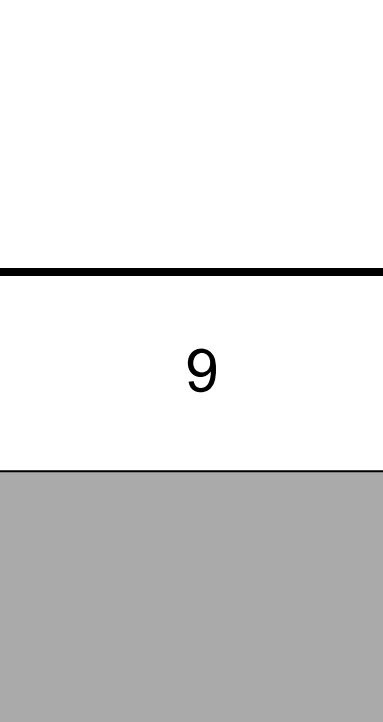


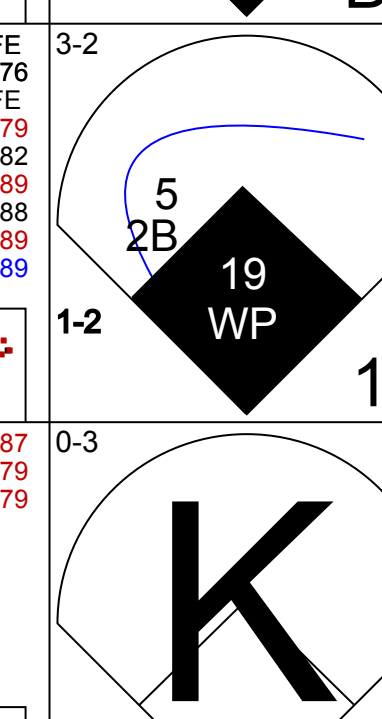

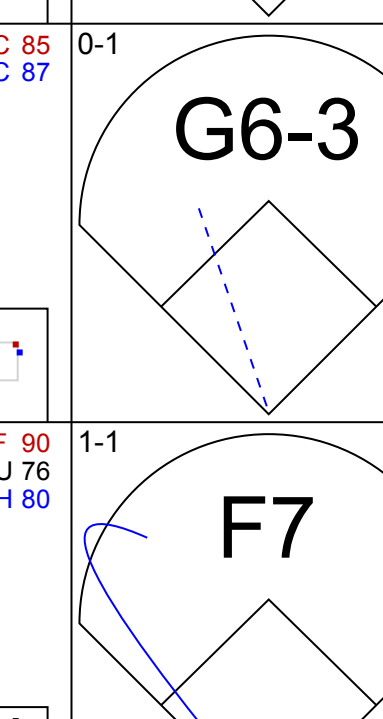
Batter	1	2	3	4	5	6	7	8	9	AB	R	H	RBI	BB	SO	LOB	BOTTOM					
1 Nnyer Morgan, L (1.8) OBP: 0.373, SLG: 0.392										4	2	2	0	0	0	0						
15 Cristian Guzman, S (1.6) OBP: 0.327, SLG: 0.419										4	1	1	1	0	0	1						
11 Ryan Zimmerman, R (1.5) OBP: 0.371, SLG: 0.528										3	0	2	2	1	1	0						
44 Adam Dunn, L (1.3) OBP: 0.416, SLG: 0.575										3	0	2	0	1	1	2						
16 Josh Willingham, R (1.7) OBP: 0.410, SLG: 0.580										4	0	0	0	0	0	5						
34 Elijah Dukes, R (1.9) OBP: 0.301, SLG: 0.400										4	0	0	0	0	0	1						
10 Ronnie Belliard, R (1.4) OBP: 0.275, SLG: 0.349										3	0	0	0	0	0	1						
54 Mike MacDougal, S (9.1) ERA: 9.16										0	0	0	0	0	0	0						
7 Josh Bard, S (1.2) OBP: 0.311, SLG: 0.348										4	1	2	1	0	0	0						
40 Collin Balester, R (1.1) ERA: 6.75										0	0	0	0	0	0	0						
52 Saul Rivera, R (2.1) ERA: 6.16										1	0	0	0	0	0	1						
8 Jorge Padilla, R (6.1) ERA: 3.75										0	0	0	0	0	0	0						
41 Ron Villone, L (6.1) ERA: 3.75										0	0	0	0	0	0	0						
29 Jorge Sosa, R (7.1) ERA: 2.7										0	0	0	0	0	0	0						
12 Alberto Gonzalez, R (7.4) ERA: 2.68										2	1	0	0	0	0	0						
22 Willie Harris, S (8.1) ERA: 8.16										1	0	0	0	0	1	0						
<b>Inning Stats</b>	R: 1 H: 2 E: 0 K: 0 S: 11	H: 1 LOB: 1 BB: 1 P: 19	R: 0 H: 1 E: 0 K: 0 S: 6	H: 1 LOB: 1 BB: 0 P: 8	R: 0 H: 0 E: 0 K: 1 S: 7	H: 0 LOB: 0 BB: 0 P: 9	R: 0 H: 1 E: 0 K: 0 S: 8	H: 1 LOB: 1 BB: 0 P: 13	R: 2 H: 4 E: 0 K: 0 S: 15	H: 4 LOB: 2 BB: 0 P: 24	R: 0 H: 0 E: 0 K: 0 S: 7	H: 0 LOB: 0 BB: 0 P: 9	R: 0 H: 1 E: 0 K: 1 S: 9	H: 1 LOB: 2 BB: 1 P: 17	R: 0 H: 0 E: 0 K: 1 S: 7	H: 0 LOB: 0 BB: 0 P: 9	R: 1 H: 1 E: 0 K: 0 S: 9	H: 1 LOB: 0 BB: 0 P: 10	1B: 6 2B: 1 3B: 2 HR: 1	SF: 0 SAC: 2 DP: 1 HBP: 0	WP: 0 PB: 1 CS: 0 S: 0	PA: 38
<b>PITCHER</b>	IP WLS BF H R ER SO BB IBB HBP BLK WP HR S P ERA WHIP																	ERA WHIP				
21 Jason Marquis, R (1.1) ERA: 3.58	6.0 W 27 9 3 3 1 1 0 0 0 0 0 0 84 4.50 1.667																					
56 Franklin Morales, L (7.1) ERA: 2.63	1.0 H 4 0 0 0 1 0 1 0 0 0 0 7 15 0.00 0.000																					
63 Rafael Betancourt, R (8.1) ERA: 2.68	1.0 H 3 0 0 0 1 0 0 0 0 0 0 7 9 0.00 0.000																					
16 Huston Street, R (9.1) ERA: 3.24	1.0 S 4 1 1 1 0 0 0 0 0 0 1 9 10 9.00 1.000																					

**Colorado Rockies @ Washington Nationals**  
Nationals Park, Washington, DC  
Wed Aug 19 2009, 7:05 PM EDT  
Att: 16,187 - Partly Cloudy - 80 F

livebaseballscorecards.com

AB 34  
R 4  
H 10  
RBI 4  
BB 2  
SO 3  
LOB 11



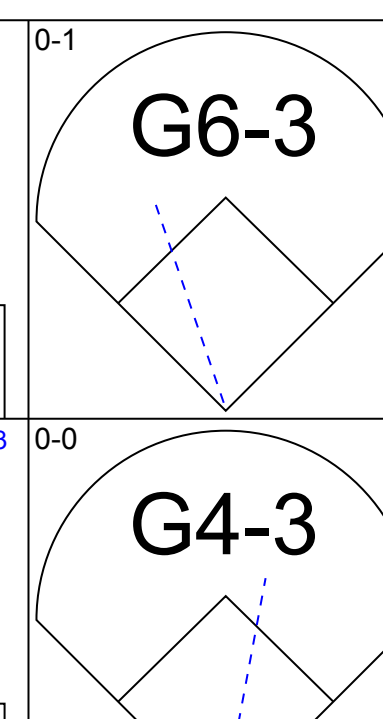
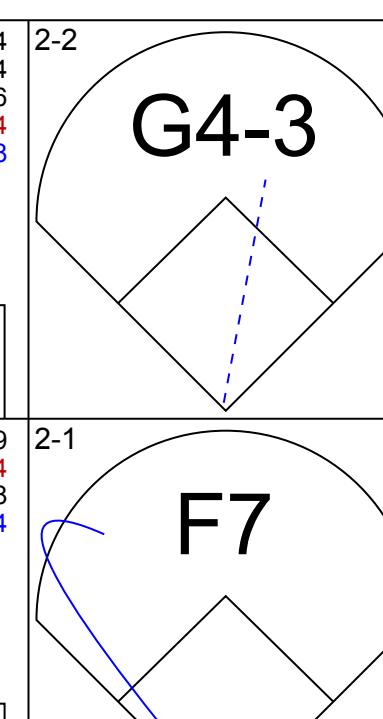
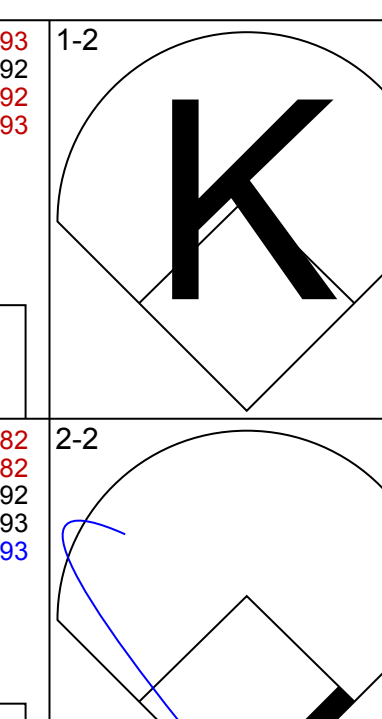
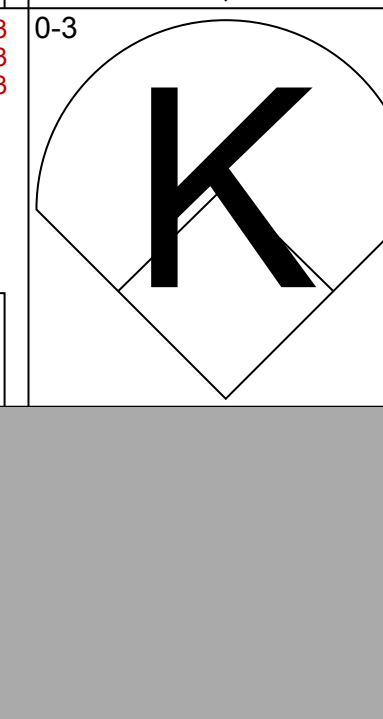
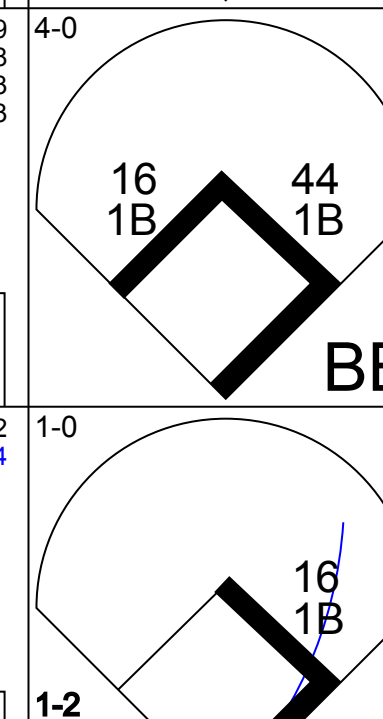

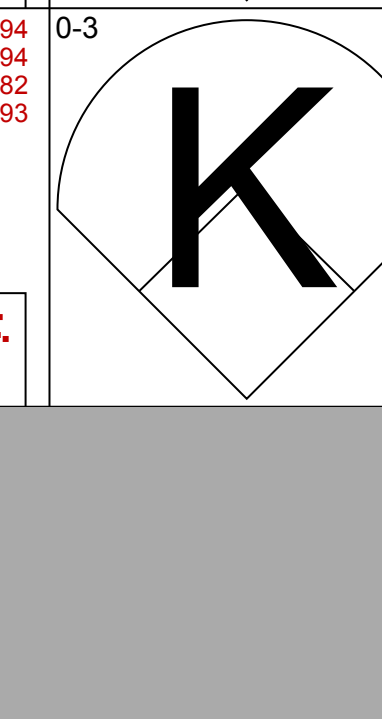

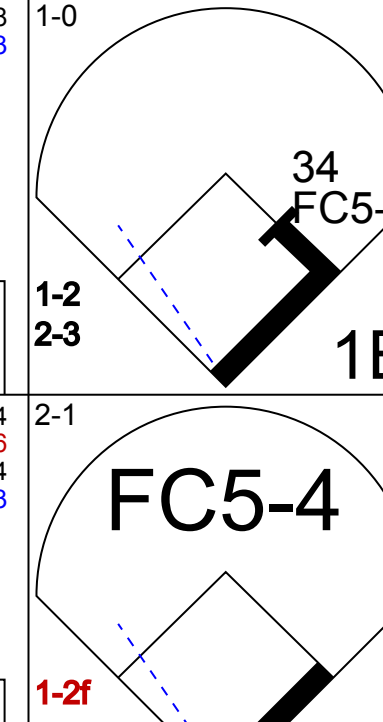


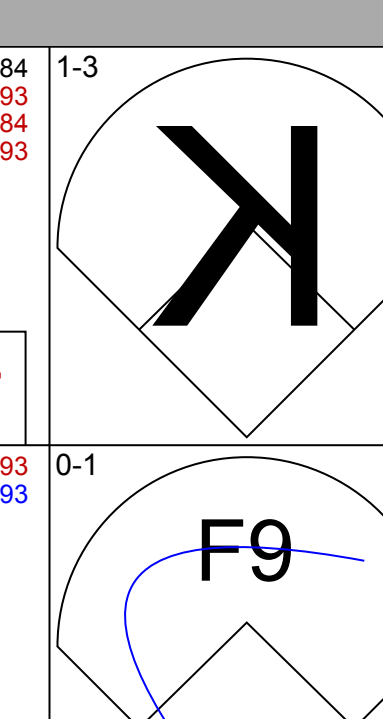
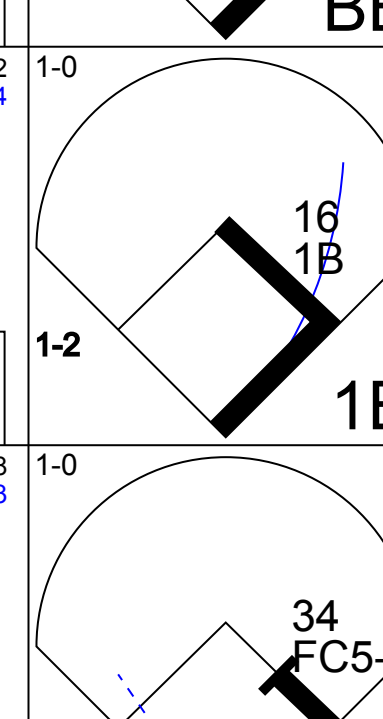


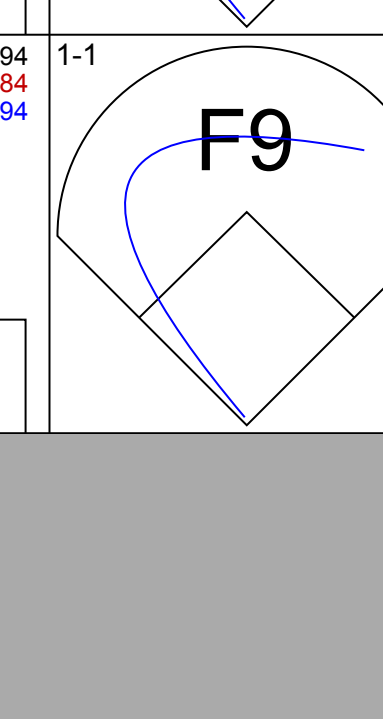
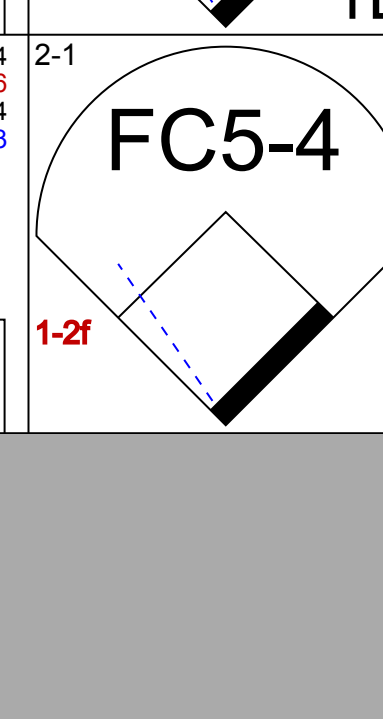
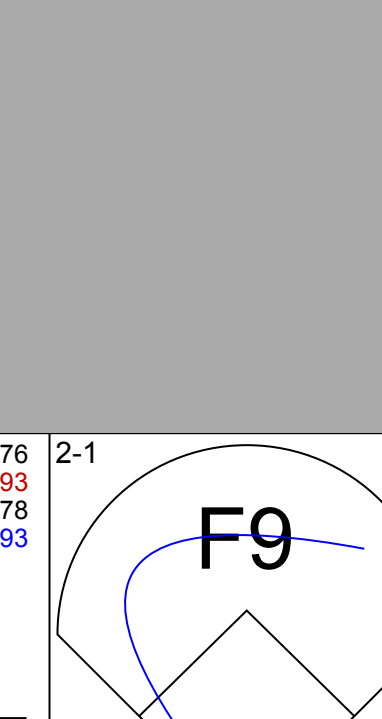



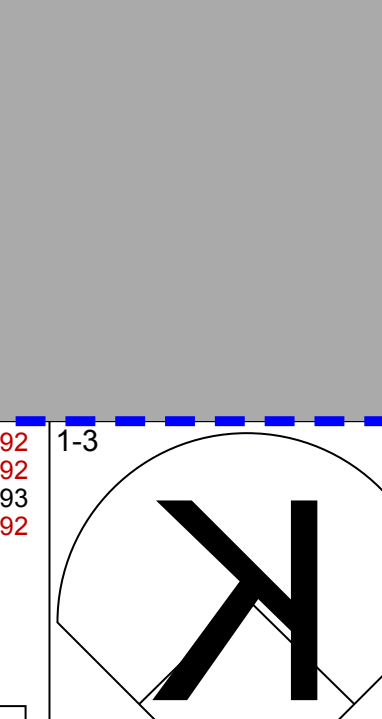

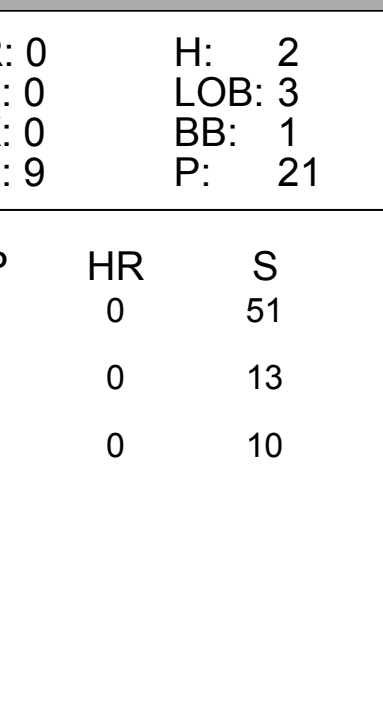
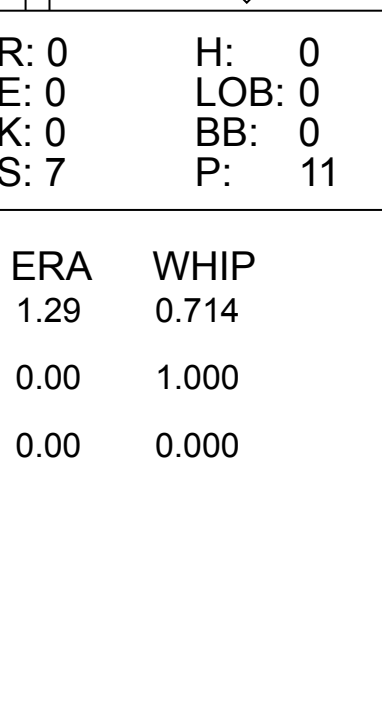
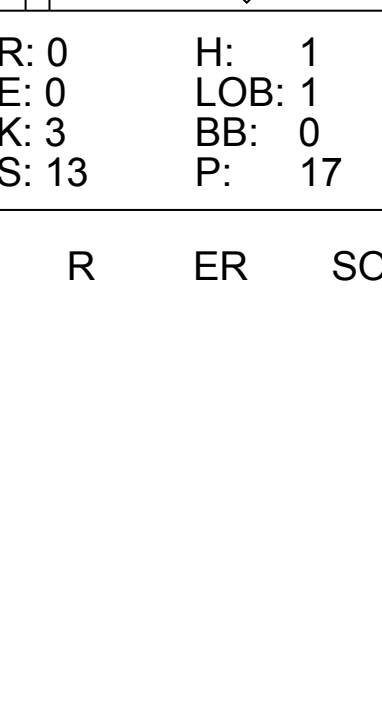
Batter	1	2	3	4	5	6	7	8	9	AB	R	H	RBI	BB	SO	LOB	TOP					
5 Carlos González, L (1,8) OBP: 0.348, SLG: 0.546										4	0	1	1	0	1	0						
19 Ryan Spillborghs, R (1,7) OBP: 0.320, SLG: 0.414										4	0	1	0	0	1	1						
17 Todd Helton, L (1,3) OBP: 0.402, SLG: 0.493										4	1	1	0	0	0	1						
2 Troy Tulowitzki, R (1,6) OBP: 0.360, SLG: 0.537										3	1	1	1	1	0	0						
11 Brad Hawpe, L (1,9) OBP: 0.387, SLG: 0.536										4	0	1	1	0	3	2						
9 Ian Stewart, L (1,5) OBP: 0.318, SLG: 0.461										4	0	0	0	0	4	1						
12 Clint Barmes, R (1,4) OBP: 0.299, SLG: 0.470										3	1	0	0	1	1	0						
8 Yorvit Torrealba, R (1,2) OBP: 0.322, SLG: 0.355										4	1	1	0	0	0	0						
46 Jason Hammel, R (1,1) OBP: 0.158, SLG: 0.139																						
63 Rafael Betancourt, R (8,1) OBP: 0.309, SLG: 0.342																						
27 Garrett Atkins, R (9,PH) OBP: 0.339, SLG: 0.342																						
16 Huston Street, R (9,1) OBP: 0.318, SLG: 0.461																						
<b>Inning Stats</b>	R: 0 E: 0 K: 1 S: 12	H: 0 LOB: 0 BB: 0 P: 17	R: 0 E: 0 K: 2 S: 7	H: 0 LOB: 0 BB: 0 P: 12	R: 0 E: 0 K: 1 S: 8	H: 0 LOB: 0 BB: 0 P: 12	R: 0 E: 0 K: 1 S: 11	H: 1 LOB: 2 BB: 1 P: 21	R: 2 E: 0 K: 3 S: 18	H: 2 LOB: 1 BB: 1 P: 29	R: 0 E: 0 K: 1 S: 8	H: 0 LOB: 0 BB: 0 P: 12	R: 0 E: 1 K: 2 S: 13	H: 0 LOB: 1 BB: 0 P: 20	R: 2 E: 1 K: 1 S: 20	H: 3 LOB: 1 BB: 3 P: 30	R: 0 E: 0 K: 1 S: 7	H: 0 LOB: 0 BB: 0 P: 9	1B: 4 2B: 2 3B: 0 HR: 0	SF: 0 SAC: 0 DP: 0 HBP: 0	WP: 1 PB: 0 CS: 0	PA: 36
<b>PITCHER</b>	IP WLS BF H R ER SO BB IBB HBP BLK WP HR S P ERA WHIP																					
49 Garrett Mock, R (1,1) ERA: 5.1	5.0 L 20 3 2 2 8 2 0 0 0 0 1 0 56 91 3.60 1.000																					
17 Sean Burnett, L (6,1) ERA: 3.08	2.1 8 0 0 0 3 0 0 0 0 0 0 0 23 35 0.00 0.000																					
42 Jason Bergmann, R (8,1) ERA: 4.86	0.1 3 2 1 1 0 0 0 0 0 0 0 0 10 18 27.00 6.000																					
36 Tyler Clippard, R (8,1) ERA: 2.56	1.1 5 1 1 1 2 0 0 0 0 0 0 0 15 21 6.75 0.750																					

**Colorado Rockies @ Washington Nationals**  
Nationals Park, Washington, DC  
Thu Aug 20 2009, 7:05 PM EDT  
Att: 18,036 - Partly Cloudy - 89 F

livebaseballscorecards.com

AB 34  
R 4  
H 6  
RBI 3  
BB 2  
SO 13  
LOB 8



Batter	1	2	3	4	5	6	7	8	9	AB	R	H	RBI	BB	SO	LOB	BOTTOM					
1 Naylor Morgan, L (1,8) OBP: 0.372, SLG: 0.389										3	0	0	0	1	1	0						
15 Cristian Guzman, S (1,6) OBP: 0.326, SLG: 0.417										4	1	1	0	0	0	1						
11 Ryan Zimmerman, R (1,5) OBP: 0.370, SLG: 0.525										3	0	0	0	1	2	2						
44 Adam Dunn, L (1,3) OBP: 0.417, SLG: 0.577										4	0	2	1	0	1	0						
16 Josh Willingham, R (1,7) OBP: 0.408, SLG: 0.576										4	0	1	0	0	1	1						
34 Elijah Dukes, R (1,9) OBP: 0.296, SLG: 0.394										4	0	0	0	0	1	3						
7 Josh Bard, S (1,2) OBP: 0.306, SLG: 0.343										3	0	0	0	0	0	0						
12 Alberto Gonzalez, R (1,4) OBP: 0.300, SLG: 0.362										3	0	0	0	0	0	0						
36 Tyler Clippard, R (8,1) ERA: 2.61										0	0	0	0	0	0	0						
49 Garrett Mock, S (1,1) OBP: 0.083, SLG: 0.083										1	0	0	0	0	0	0						
8 Jorge Padilla, R (5,PH) OBP: 0.111, SLG: 0.111										1	0	0	0	0	0	0						
17 Sean Burnett, L (6,1) OBP: 0.318, SLG: 0.461										0	0	0	0	0	0	0						
42 Jason Bergmann, R (8,1) OBP: 0.339, SLG: 0.342										0	0	0	0	0	0	0						
22 Willie Harris, L (8,4) OBP: 0.352, SLG: 0.372										1	0	0	0	0	1	0						
<b>Inning Stats</b>	R: 0 E: 0 K: 1 S: 6	H: 0 LOB: 0 BB: 0 P: 6	R: 0 E: 0 K: 1 S: 7	H: 0 LOB: 0 BB: 0 P: 9	R: 0 E: 0 K: 0 S: 7	H: 0 LOB: 0 BB: 0 P: 9	R: 0 E: 0 K: 0 S: 9	H: 2 LOB: 3 BB: 1 P: 21	R: 0 E: 0 K: 0 S: 7	H: 0 LOB: 0 BB: 0 P: 11	R: 1 E: 0 K: 0 S: 8	H: 1 LOB: 1 BB: 1 P: 17	R: 0 E: 0 K: 1 S: 7	H: 0 LOB: 0 BB: 0 P: 12	R: 0 E: 0 K: 3 S: 13	H: 1 LOB: 1 BB: 0 P: 17	R: 0 E: 0 K: 1 S: 10	H: 0 LOB: 0 BB: 0 P: 13	1B: 3 2B: 1 3B: 0 HR: 0	SF: 0 SAC: 0 DP: 0 HBP: 0	WP: 0 PB: 1 CS: 0	PA: 33
<b>PITCHER</b>	IP WLS BF H R ER SO BB IBB HBP BLK WP HR S P ERA WHIP																					
46 Jason Hammel, R (1,1) ERA: 4.54	7.0 W 26 3 1 1 3 2 0 0 0 0 0 0 51 85 1.29 0.714																					
63 Rafael Betancourt, R (8,1) ERA: 2.61	1.0 H 4 1 0 0 3 0 0 0 0 0 0 0 13 17 0.00 1.000																					
16 Huston Street, R (9,1) ERA: 3.18	1.0 S 3 0 0 0 1 0 0 0 0 0 0 0 10 13 0.00 0.000																					

**Colorado Rockies @ Washington Nationals**  
Nationals Park, Washington, DC  
Thu Aug 20 2009, 7:05 PM EDT  
Att: 18,036 - Partly Cloudy - 89 F

livebaseballscorecards.com

AB 31  
R 1  
H 4  
RBI 1  
BB 2  
SO 7  
LOB 7













Batter	1	2	3	4	5	6	7	8	9	AB	R	H	RBI	BB	SO	LOB	TOP					
3 Felipe Lopez, S OBP: 0.375, SLG: 0.431	F7		1B		L8		G1-3			4	0	1	1	0	0	1	<b>Milwaukee Brewers @ Washington Nationals</b> Nationals Park, Washington, DC Sun Aug 23 2009, 1:35 PM EDT Att: 21,460 - Sunny - 82 F					
30 Craig Counsell, L OBP: 0.353, SLG: 0.409	F8		G4-3		G4-3			F7		4	0	0	0	0	0	1						
8 Ryan Braun, R OBP: 0.365, SLG: 0.561	G5-3				G6-3					3	0	1	0	0	0	0						
16 Jason Bourgeois, R OBP: 0.333, SLG: 0.273										0	0	0	0	1	0	0						
28 Prince Fielder, L OBP: 0.414, SLG: 0.594		G1-3			F7					4	0	0	0	0	0	2						
25 Mike Cameron, R OBP: 0.363, SLG: 0.457										3	0	0	0	1	2	1						
27 Frank Catalanotto, L OBP: 0.328, SLG: 0.392										2	0	0	0	0	0	2						
12 Carlos Villanueva, R OBP: 0.222, SLG: 0.125										0	0	0	0	0	0	0						
9 Hernan Perez, R OBP: 0.338, SLG: 0.447										0	0	0	0	0	0	0						
45 Mark Difuria, R OBP: 0.357, SLG: 0.500										1	0	0	0	0	0	0						
20 David Weathers, R										0	0	0	0	0	0	0						
14 Casey McGehee, R										1	0	0	0	0	0	0						
11 Mike Rivera, R OBP: 0.351, SLG: 0.392			G6-3		FC5-4					4	0	0	0	0	1	3						
26 Manny Parra, L OBP: 0.175, SLG: 0.189										1	1	1	0	0	0	0						
22 Jody Gerut, L OBP: 0.246, SLG: 0.322										3	0	1	1	0	0	0						
21 Alcides Escobar, R OBP: 0.367, SLG: 0.464										3	1	1	1	0	0	2						
<b>Inning Stats</b>	R: 0 E: 0 K: 0 S: 8	H: 0 LOB: 0 BB: 0 P: 15	R: 0 E: 0 K: 1 S: 9	H: 0 LOB: 0 BB: 0 P: 14	R: 1 E: 0 K: 0 S: 17	H: 2 LOB: 1 BB: 0 P: 24	R: 0 E: 0 K: 0 S: 8	H: 1 LOB: 2 BB: 0 P: 15	R: 1 E: 0 K: 0 S: 7	H: 1 LOB: 0 BB: 0 P: 11	R: 0 E: 0 K: 0 S: 5	H: 0 LOB: 0 BB: 0 P: 10	R: 1 E: 0 K: 0 S: 15	H: 2 LOB: 1 BB: 0 P: 22	R: 0 E: 0 K: 1 S: 9	H: 0 LOB: 0 BB: 0 P: 16	R: 0 E: 0 K: 1 S: 9	H: 0 LOB: 0 BB: 0 P: 13	1B: 3 2B: 2 3B: 0 HR: 1	SF: 0 SAC: 0 DP: 0 HBP: 0	WP: 1 PB: 0 SB: 1 CS: 0	PA: 35
<b>PITCHER</b>	IP WLS BF H R ER SO BB IBB HBP BLK WP HR S P ERA WHIP																					
35 Craig Stammen, R ERA: 5.08	6.1 W 25 5 3 3 1 1 0 0 0 0 1 60 97 4.26 0.947																					
17 Sean Burnett, L ERA: 3.04	0.2 3 1 0 0 0 0 0 0 0 0 1 9 14 0.00 1.500																					
36 Tyler Clippard, R ERA: 2.34	2.0 7 0 0 0 2 1 0 0 0 0 0 18 29 0.00 0.500																					

Batter	1	2	3	4	5	6	7	8	9	AB	R	H	RBI	BB	SO	LOB	BOTTOM			
1 Nyer Morgan, L OBP: 0.371, SLG: 0.391	1B	SH1-3			G3		F8			4	1	1	1	0	0	1	<b>Milwaukee Brewers @ Washington Nationals</b> Nationals Park, Washington, DC Sun Aug 23 2009, 1:35 PM EDT Att: 21,460 - Sunny - 82 F			
15 Cristian Guzman, S OBP: 0.327, SLG: 0.423	FC1							F8		5	3	2	1	0	0	1				
11 Ryan Zimmerman, R OBP: 0.370, SLG: 0.531	1B	F8								4	2	2	3	1	0	0				
44 Adam Dunn, L OBP: 0.421, SLG: 0.598	P4									4	1	2	1	1	0	3				
12 Alberto Gonzalez, R OBP: 0.298, SLG: 0.360										0	0	0	0	0	0	0				
16 Josh Willingham, R OBP: 0.402, SLG: 0.563	P6									3	0	0	0	0	0	3				
17 Sean Burnett, L										0	0	0	0	0	0	0				
8 Jorge Padilla, R OBP: 0.083, SLG: 0.083										0	0	0	0	0	0	0				
10 Ronnie Belliard, R OBP: 0.291, SLG: 0.379										3	0	1	2	1	0	3				
7 Josh Bard, S OBP: 0.305, SLG: 0.341	L7									4	0	1	0	0	0	2				
28 Michael Morse, R OBP: 0.167, SLG: 0.333										4	1	1	0	0	1	2				
36 Tyler Clippard, R										0	0	0	0	0	0	0				
35 Craig Stammen, R ERA: 4.54										2	0	0	0	0	1	3				
22 Willie Harris, L OBP: 0.348, SLG: 0.380										1	0	0	0	0	0	0				
<b>Inning Stats</b>	R: 3 E: 1 K: 0 S: 16	H: 3 LOB: 1 BB: 0 P: 23	R: 2 E: 0 K: 0 S: 9	H: 2 LOB: 0 BB: 0 P: 14	R: 1 E: 0 K: 0 S: 14	H: 1 LOB: 2 BB: 1 P: 24	R: 2 E: 0 K: 0 S: 11	H: 3 LOB: 1 BB: 0 P: 23	R: 0 E: 0 K: 1 S: 12	H: 1 LOB: 0 BB: 0 P: 20	R: 0 E: 0 K: 0 S: 11	H: 0 LOB: 2 BB: 1 P: 24	R: 0 E: 0 K: 1 S: 9	H: 0 LOB: 0 BB: 0 P: 12	R: 0 E: 0 K: 0 S: 8	H: 0 LOB: 1 BB: 1 P: 14	1B: 6 2B: 1 3B: 0 HR: 3	SF: 0 SAC: 2 DP: 0 HBP: 1	WP: 0 PB: 0 SB: 0 CS: 0	PA: 40
<b>PITCHER</b>	IP WLS BF H R ER SO BB IBB HBP BLK WP HR S P ERA WHIP																			
26 Manny Parra, L ERA: 6.01	3.1 L 21 8 8 5 0 1 0 0 0 0 0 3 44 72 13.50 2.700																			
12 Carlos Villanueva, R ERA: 6.01	2.2 12 2 0 0 1 1 0 0 1 0 0 29 56 0.00 1.125																			
45 Mark Difelice, R ERA: 3.45	1.0 3 0 0 0 1 0 0 0 0 0 0 9 12 0.00 0.000																			
20 David Weathers, R ERA: 3.65	1.0 4 0 0 0 0 1 0 0 0 0 0 8 14 0.00 1.000																			









Batter	1	2	3	4	5	6	7	8	9	AB	R	H	RBI	BB	SO	LOB	TOP								
22 Willie Harris, L (1,8) OBP: 0.391, SLG: 0.382	F9		K			G4-3		F9		4	1	0	0	0	1	0	<b>Washington Nationals @ Chicago Cubs</b> Wrigley Field, Chicago, IL Tue Aug 25 2009, 7:05 PM CDT Att: 37,297 - Partly Cloudy - 77 F								
15 Cristian Guzman, S (1,6) OBP: 0.324, SLG: 0.420	G6-3		P6			G6-3		K		5	1	1	0	0	1	0									
11 Ryan Zimmerman, R (1,5) OBP: 0.374, SLG: 0.530			G6-3							3	3	2	1	2	0	0									
44 Adam Dunn, L (1,3) OBP: 0.420, SLG: 0.578										4	2	1	0	1	3	2									
8 Jorge Padilla, R (8,7) OBP: 0.077, SLG: 0.077	K									0	0	0	0	0	0	0									
16 Josh Willingham, R (1,7) OBP: 0.406, SLG: 0.580										4	5	4	6	1	0	0									
52 Saul Rivera, S (8,1) OBP: 0.667, SLG: 0.500										0	0	0	0	0	0	0									
10 Ronnie Belliard, R (1,4) OBP: 0.306, SLG: 0.389										5	2	3	0	0	1	3									
34 Elijah Dukes, R (1,9) OBP: 0.301, SLG: 0.406										3	1	2	5	2	0	2									
23 Wil Nieves, R (1,2) OBP: 0.298, SLG: 0.314										4	0	1	3	0	0	2									
49 Garrett Mock, S (1,1) OBP: 0.067, SLG: 0.067										3	0	0	0	0	2	1									
36 Tyler Clippard, R (6,1) OBP: 0.293, SLG: 0.353										1	0	0	0	0	0	2									
12 Alberto Gonzalez, R (8,4)										1	0	0	0	0	0	0									
<b>Inning Stats</b>	R: 0 H: 0 E: 0 K: 1 S: 12	H: 0 LOB: 1 BB: 1 P: 19	R: 1 H: 2 E: 0 K: 1 S: 12	H: 2 LOB: 1 BB: 0 P: 19	R: 0 H: 0 E: 0 K: 1 S: 7	H: 0 LOB: 0 BB: 0 P: 11	R: 2 H: 3 E: 1 K: 1 S: 9	H: 3 LOB: 0 BB: 2 P: 16	R: 6 H: 3 E: 0 K: 1 S: 20	H: 3 LOB: 0 BB: 2 P: 37	R: 0 H: 0 E: 0 K: 1 S: 9	H: 0 LOB: 0 BB: 0 P: 13	R: 3 H: 4 E: 1 K: 1 S: 12	H: 4 LOB: 1 BB: 1 P: 23	R: 3 H: 2 E: 0 K: 1 S: 14	H: 2 LOB: 0 BB: 1 P: 25	R: 0 H: 0 E: 0 K: 0 S: 3	H: 0 LOB: 0 BB: 1 P: 8	1B: 9 2B: 2 3B: 0 HR: 3	SF: 1 SAC: 0 DP: 2 HBP: 1	WP: 0 PB: 0 SB: 0 CS: 1	PA: 45			
<b>PITCHER</b>	IP WLS BF H R ER SO BB IBB HBP BLK WP HR S P ERA WHIP	IP WLS BF H R ER SO BB IBB HBP BLK WP HR S P ERA WHIP	IP WLS BF H R ER SO BB IBB HBP BLK WP HR S P ERA WHIP	IP WLS BF H R ER SO BB IBB HBP BLK WP HR S P ERA WHIP	IP WLS BF H R ER SO BB IBB HBP BLK WP HR S P ERA WHIP	IP WLS BF H R ER SO BB IBB HBP BLK WP HR S P ERA WHIP	IP WLS BF H R ER SO BB IBB HBP BLK WP HR S P ERA WHIP	IP WLS BF H R ER SO BB IBB HBP BLK WP HR S P ERA WHIP	IP WLS BF H R ER SO BB IBB HBP BLK WP HR S P ERA WHIP	IP WLS BF H R ER SO BB IBB HBP BLK WP HR S P ERA WHIP	IP WLS BF H R ER SO BB IBB HBP BLK WP HR S P ERA WHIP	IP WLS BF H R ER SO BB IBB HBP BLK WP HR S P ERA WHIP	IP WLS BF H R ER SO BB IBB HBP BLK WP HR S P ERA WHIP	IP WLS BF H R ER SO BB IBB HBP BLK WP HR S P ERA WHIP	IP WLS BF H R ER SO BB IBB HBP BLK WP HR S P ERA WHIP	IP WLS BF H R ER SO BB IBB HBP BLK WP HR S P ERA WHIP	IP WLS BF H R ER SO BB IBB HBP BLK WP HR S P ERA WHIP	IP WLS BF H R ER SO BB IBB HBP BLK WP HR S P ERA WHIP	IP WLS BF H R ER SO BB IBB HBP BLK WP HR S P ERA WHIP	IP WLS BF H R ER SO BB IBB HBP BLK WP HR S P ERA WHIP	IP WLS BF H R ER SO BB IBB HBP BLK WP HR S P ERA WHIP	IP WLS BF H R ER SO BB IBB HBP BLK WP HR S P ERA WHIP	IP WLS BF H R ER SO BB IBB HBP BLK WP HR S P ERA WHIP	IP WLS BF H R ER SO BB IBB HBP BLK WP HR S P ERA WHIP	IP WLS BF H R ER SO BB IBB HBP BLK WP HR S P ERA WHIP

AB	37
R	15
H	14
RBI	15
BB	6
SO	8
LOB	12



Batter	1	2	3	4	5	6	7	8	9	AB	R	H	RBI	BB	SO	LOB	BOTTOM								
2 Ryan Theriot, R (1,6) OBP: 0.345, SLG: 0.400	G4-3		F9			K		P4		5	0	0	0	0	1	1	<b>Washington Nationals @ Chicago Cubs</b> Wrigley Field, Chicago, IL Tue Aug 25 2009, 7:05 PM CDT Att: 37,297 - Partly Cloudy - 77 F								
21 Milton Bradley, S (1,9) OBP: 0.391, SLG: 0.400										4	2	4	1	1	0	0									
25 Derrek Lee, R (1,3) OBP: 0.372, SLG: 0.539										5	0	1	0	0	2	4									
16 Aramis Ramirez, R (1,5) OBP: 0.384, SLG: 0.538										5	1	2	0	0	0	2									
1 Kosuke Fukudome, L (1,8) OBP: 0.388, SLG: 0.465										5	1	2	1	0	1	3									
5 Jake Fox, R (1,7) OBP: 0.347, SLG: 0.535										4	0	0	0	0	1	4									
18 Geovany Soto, R (1,2) OBP: 0.323, SLG: 0.381										4	0	1	2	0	2	2									
17 Mike Fontenot, L (1,4) OBP: 0.292, SLG: 0.373										2	0	0	0	1	0	1									
37 Angel Guzman, R (7,1) OBP: 0.300, SLG: 0.222										0	0	0	0	0	0	0									
32 Tom Gorzelanny, R (8,1) OBP: 0.300, SLG: 0.222										0	0	0	0	0	0	0									
27 Sam Fuld, L (8,PH) OBP: 0.391, SLG: 0.370										1	0	0	0	0	0	1									
63 Kevin Gregg, R (9,1)										0	0	0	0	0	0	0									
38 Carlos Zambrano, S (1,1) OBP: 0.259, SLG: 0.528										1	1	1	1	0	0	0									
47 Aaron Heilman, R (5,1) OBP: 0.219, SLG: 0.238										0	0	0	0	0	0	0									
7 Aaron Miles, S (5,PH) OBP: 0.286, SLG: 0.231										1	0	0	0	0	1	1									
45 Sean Marshall, L (6,1) OBP: 0.286, SLG: 0.231										0	0	0	0	0	0	0									
26 Jeff Baker, R (7,4) OBP: 0.333, SLG: 0.486										2	1	1	1	0	0	0									
<b>Inning Stats</b>	R: 0 H: 1 E: 0 K: 0 S: 6	H: 1 LOB: 0 BB: 0 P: 7	R: 1 H: 2 E: 0 K: 1 S: 10	H: 2 LOB: 1 BB: 0 P: 16	R: 0 H: 0 E: 0 K: 1 S: 9	H: 0 LOB: 0 BB: 0 P: 14	R: 0 H: 0 E: 0 K: 3 S: 14	H: 0 LOB: 1 BB: 1 P: 23	R: 3 H: 3 E: 0 K: 1 S: 14	H: 3 LOB: 1 BB: 1 P: 20	R: 1 H: 2 E: 0 K: 0 S: 14	H: 2 LOB: 0 BB: 0 P: 23	R: 0 H: 0 E: 1 K: 2 S: 11	H: 0 LOB: 1 BB: 0 P: 15	R: 1 H: 3 E: 0 K: 0 S: 15	H: 3 LOB: 2 BB: 0 P: 21	1B: 7 2B: 3 3B: 0 HR: 3	SF: 0 SAC: 0 DP: 2 HBP: 0	WP: 0 PB: 1 SB: 0 CS: 1	PA: 41					
<b>PITCHER</b>	IP WLS BF H R ER SO BB IBB HBP BLK WP HR S P ERA WHIP	IP WLS BF H R ER SO BB IBB HBP BLK WP HR S P ERA WHIP	IP WLS BF H R ER SO BB IBB HBP BLK WP HR S P ERA WHIP	IP WLS BF H R ER SO BB IBB HBP BLK WP HR S P ERA WHIP	IP WLS BF H R ER SO BB IBB HBP BLK WP HR S P ERA WHIP	IP WLS BF H R ER SO BB IBB HBP BLK WP HR S P ERA WHIP	IP WLS BF H R ER SO BB IBB HBP BLK WP HR S P ERA WHIP	IP WLS BF H R ER SO BB IBB HBP BLK WP HR S P ERA WHIP	IP WLS BF H R ER SO BB IBB HBP BLK WP HR S P ERA WHIP	IP WLS BF H R ER SO BB IBB HBP BLK WP HR S P ERA WHIP	IP WLS BF H R ER SO BB IBB HBP BLK WP HR S P ERA WHIP	IP WLS BF H R ER SO BB IBB HBP BLK WP HR S P ERA WHIP	IP WLS BF H R ER SO BB IBB HBP BLK WP HR S P ERA WHIP	IP WLS BF H R ER SO BB IBB HBP BLK WP HR S P ERA WHIP	IP WLS BF H R ER SO BB IBB HBP BLK WP HR S P ERA WHIP	IP WLS BF H R ER SO BB IBB HBP BLK WP HR S P ERA WHIP	IP WLS BF H R ER SO BB IBB HBP BLK WP HR S P ERA WHIP	IP WLS BF H R ER SO BB IBB HBP BLK WP HR S P ERA WHIP	IP WLS BF H R ER SO BB IBB HBP BLK WP HR S P ERA WHIP	IP WLS BF H R ER SO BB IBB HBP BLK WP HR S P ERA WHIP	IP WLS BF H R ER SO BB IBB HBP BLK WP HR S P ERA WHIP	IP WLS BF H R ER SO BB IBB HBP BLK WP HR S P ERA WHIP	IP WLS BF H R ER SO BB IBB HBP BLK WP HR S P ERA WHIP	IP WLS BF H R ER SO BB IBB HBP BLK WP HR S P ERA WHIP	IP WLS BF H R ER SO BB IBB HBP BLK WP HR S P ERA WHIP

AB	39
R	6
H	12
RBI	6
BB	2
SO	8
LOB	19

















Batter	1	2	3	4	5	6	7	8	9	AB	R	H	RBI	BB	SO	LOB	TOP										
22 Willie Harris, L (1,8) OBP: 0.360, SLG: 0.385	G3		15 FC3-6 1B		F7		15 1B BB		K	4	1	1	0	1	1	0	Washington Nationals @ St. Louis Cardinals Busch Stadium, St. Louis, MO Sat Aug 29 2009, 6:15 PM CDT Att: 44,028 - Partly Cloudy - 75 F										
15 Cristian Guzman, S (1,6) OBP: 0.324, SLG: 0.422	11 SF9 3B		11 FC6-4 1-2		G3-1		16 BB 11 1B 1B		P4	5	1	2	0	0	0	1											
11 Ryan Zimmerman, R (1,5) OBP: 0.375, SLG: 0.532	SF9 3-H		FC6-4 1-2		F9		16 BB 1B		G3	4	0	1	2	0	0	1											
44 Adam Dunn, L (1,3) OBP: 0.415, SLG: 0.579	1B				P2		L9			4	1	2	1	0	0	2											
16 Josh Willingham, R (1,7) OBP: 0.399, SLG: 0.561	K				24 1B 23 G6-3 34 1B BB		G5-3			2	1	0	0	2	1	1											
34 Elijah Dukes, R (1,9) OBP: 0.308, SLG: 0.411 42 Jason Bergmann, R (8,1)	G6-3		23 G6-3 24 1B 1B		P3		K			4	0	1	0	0	1	3											
24 Pete Orr, L (1,4) OBP: 0.625, SLG: 0.857	23 G6-3 1B		23 G6-3 1B							4	0	4	0	0	0	0											
23 Wil Nieves, R (1,2)	G1-6-3 1-2		G6-3		G4-3					4	0	0	1	0	1	5											
35 Craig Stammen, R (1,1) OBP: 0.342, SLG: 0.330 41 Ron Villone, L (5,1) 29 Jorge Sosa, R (6,1) 28 Michael Morse, R (7,PH) 52 Saul Rivera, S (7,1) 10 Ronnie Belliard, R (8,PH)	G6-3		P3		G6-3		G6-3		G6-4-3	2	0	0	0	0	0	2											
Inning Stats	R: 1 E: 0 K: 1 S: 12	H: 2 LOB: 1 BB: 0 P: 22	R: 0 E: 0 K: 0 S: 8	H: 1 LOB: 0 BB: 0 P: 9	R: 0 E: 0 K: 0 S: 11	H: 1 LOB: 1 BB: 0 P: 18	R: 1 E: 0 K: 0 S: 11	H: 2 LOB: 2 BB: 1 P: 17	R: 0 E: 0 K: 0 S: 9	H: 0 LOB: 0 BB: 0 P: 14	R: 1 E: 0 K: 0 S: 5	H: 2 LOB: 1 BB: 0 P: 8	R: 1 E: 0 K: 1 S: 15	H: 2 LOB: 3 BB: 2 P: 28	R: 0 E: 0 K: 1 S: 10	H: 1 LOB: 0 BB: 0 P: 12		R: 0 E: 0 K: 1 S: 9	H: 0 LOB: 0 BB: 0 P: 13	1B: 8 2B: 1 3B: 1 HR: 1	SF: 1 SAC: 0 DP: 2 HBP: 0	WP: 0 PB: 0 SB: 0 CS: 0	PA: 39				
PITCHER	IP	WLS	BF	H	R	ER	SO	BB	IBB	HBP	BLK	WP	HR	S	P	ERA	WHIP										
41 Mitchell Boggs, R (1,1) ERA: 4.57	6.0	W	26	8	3	3	1	1	0	0	0	0	1	56	88	4.50	1.500										
46 Kyle McClellan, L (7,1) ERA: 3.21	0.1		4	2	1	1	0	1	0	0	0	0	0	9	17	27.00	9.000										
43 Trevor Miller, L (7,1) ERA: 1.77	0.1		1	0	0	0	0	0	0	0	0	0	0	1	1	0.00	0.000										
30 Jason Motte, R (7,1) ERA: 5.99	1.1		5	1	0	0	2	1	0	0	0	0	0	15	22	0.00	1.500										
48 Brad Thompson, R (9,1) ERA: 5.02	1.0		3	0	0	0	1	0	0	0	0	0	0	9	13	0.00	0.000										

AB	35
R	4
H	11
RBI	4
BB	3
SO	4
LOB	16



Batter	1	2	3	4	5	6	7	8	9	AB	R	H	RBI	BB	SO	LOB	BOTTOM										
55 Skip Schumaker, L (1,4) OBP: 0.356, SLG: 0.399	13 FC6-5 2B		L8		G4-3		13 1B 2B		13 G4-3 1B	5	1	3	0	0	0	0	Washington Nationals @ St. Louis Cardinals Busch Stadium, St. Louis, MO Sat Aug 29 2009, 6:15 PM CDT Att: 44,028 - Partly Cloudy - 75 F										
13 Brendan Ryan, R (1,6) OBP: 0.339, SLG: 0.398	FC6-5 2-3		5 BB 15 HR 1B		L8		5 2B 1B		G4-3	5	2	2	1	0	0	3											
5 Albert Pujols, R (1,3) OBP: 0.443, SLG: 0.670	P3		15 HR BB		47 E 2B		47 E 28 HR IBB			3	2	2	1	2	0	1											
15 Matt Holliday, R (1,7) OBP: 0.394, SLG: 0.516	P5		HR		47 E 28 HR IBB		G4-3			4	2	1	3	1	1	5											
47 Ryan Ludwick, R (1,9) OBP: 0.327, SLG: 0.444	28 FC6-4 BB		K2-3		E6 28 HR IBB		G6-3		K	4	1	0	0	1	2	4											
28 Colby Rasmus, L (1,8) OBP: 0.308, SLG: 0.424	FC6-4 1-2		F7		HR		1B			4	1	2	3	0	0	1											
7 Mark DeRosa, R (1,5) OBP: 0.335, SLG: 0.449			G6-3		L7					3	0	1	0	1	0	0											
21 Jason LaRue, R (1,2) OBP: 0.284, SLG: 0.293	F5		K		K		K		G6-4-3	4	0	0	0	0	2	4											
41 Mitchell Boggs, R (1,1) OBP: 0.342, SLG: 0.330 22 Joba Thurston, L (5,PH) 46 Kyle McClellan, L (7,1) 43 Trevor Miller, R (7,1) 30 Jason Motte, R (7,1) 24 Rick Ankiel, L (8,PH) 48 Brad Thompson, R (9,1)	K		K		P4		13 G4-3 55 1B BB			2	0	0	0	0	2	2											
Inning Stats	R: 0 E: 0 K: 0 S: 8	H: 1 LOB: 1 BB: 0 P: 13	R: 0 E: 0 K: 1 S: 13	H: 0 LOB: 2 BB: 2 P: 23	R: 3 E: 0 K: 1 S: 12	H: 2 LOB: 0 BB: 1 P: 20	R: 0 E: 0 K: 2 S: 7	H: 0 LOB: 0 BB: 0 P: 8	R: 4 E: 0 K: 0 S: 20	H: 2 LOB: 0 BB: 1 P: 37	R: 2 E: 0 K: 1 S: 13	H: 3 LOB: 1 BB: 0 P: 22	R: 0 E: 0 K: 0 S: 5	H: 2 LOB: 1 BB: 0 P: 6	R: 0 E: 0 K: 2 S: 11	H: 1 LOB: 3 BB: 2 P: 23		1B: 5 2B: 4 3B: 0 HR: 2	SF: 0 SAC: 0 DP: 1 HBP: 0	WP: 0 PB: 0 SB: 1 CS: 0	PA: 41						
PITCHER	IP	WLS	BF	H	R	ER	SO	BB	IBB	HBP	BLK	WP	HR	S	P	ERA	WHIP										
35 Craig Stammen, R (1,1) ERA: 5.11	4.2	L	23	4	6	4	4	3	1	0	0	0	1	9	12	0.00	3.000										
41 Ron Villone, L (5,1) ERA: 4.19	0.1		2	1	1	0	0	0	0	0	0	0	0	13	22	18.00	3.000										
29 Jorge Sosa, R (6,1) ERA: 7.71	1.0		6	3	2	2	1	0	0	0	0	0	0	5	6	0.00	2.000										
52 Saul Rivera, R (7,1) ERA: 5.19	1.0		4	2	0	0	0	0	0	0	0	0	0	11	23	0.00	2.000										
42 Jason Bergmann, R (8,1) ERA: 5.7	1.0		6	1	0	0	2	1	1	0	0	0	0	11	23	0.00	2.000										

AB	35
R	9
H	11
RBI	8
BB	6
SO	7
LOB	20









Batter	1	2	3	4	5	6	7	8	9	AB	R	H	RBI	BB	SO	LOB	TOP				
22 Willie Harris, L (1,8) OBP: 0.353, SLG: 0.372										3	0	0	0	1	1	2	Washington Nationals @ San Diego Padres PETCO Park, San Diego, CA Mon Aug 31 2009, 10:05 PM EDT Att: 19,867 - Partly Cloudy - 73 F				
24 Pete Orr, L (1,4) OBP: 0.500, SLG: 0.600										4	0	2	1	0	0	1					
11 Ryan Zimmerman, R (1,5) OBP: 0.372, SLG: 0.528										4	0	1	0	0	1	4					
44 Adam Dunn, L (1,3) OBP: 0.414, SLG: 0.573										4	0	0	0	0	2	3					
16 Josh Willingham, R (1,7) OBP: 0.397, SLG: 0.555										4	0	0	0	0	2	0					
34 Elijah Dukes, R (1,9) OBP: 0.316, SLG: 0.413										4	0	2	0	0	1	0					
12 Alberto Gonzalez, R (1,6) 7 Josh Bard, S (9,PH) OBP: 0.307, SLG: 0.346										2	0	0	0	0	0	1					
23 Wil Nieves, R (1,2) OBP: 0.295, SLG: 0.306										1	0	1	0	0	0	0					
61 Livan Hernandez, R (1,1) 15 Cristian Guzman, S (9,PH) OBP: 0.178, SLG: 0.140 OBP: 0.321, SLG: 0.418										2	1	1	0	1	0	3					
<b>Inning Stats</b>	R: 0 E: 0 K: 2 S: 10	H: 0 LOB: 1 BB: 1 P: 18	R: 0 E: 0 K: 0 S: 7	H: 1 LOB: 1 BB: 0 P: 11	R: 1 E: 0 K: 2 S: 11	H: 2 LOB: 0 BB: 0 P: 16	R: 0 E: 0 K: 1 S: 8	H: 1 LOB: 2 BB: 1 P: 16	R: 0 E: 0 K: 0 S: 8	H: 0 LOB: 0 BB: 0 P: 8	R: 0 E: 0 K: 0 S: 7	H: 2 LOB: 2 BB: 1 P: 23	R: 0 E: 0 K: 2 S: 9	H: 0 LOB: 0 BB: 0 P: 11	R: 0 E: 0 K: 0 S: 7	H: 1 LOB: 0 BB: 0 P: 9	1B: 7 2B: 1 3B: 0 HR: 0	SF: 0 SAC: 0 DP: 2 HBP: 1	WP: 1 PB: 0 CS: 0	PA: 36	
<b>PITCHER</b>	IP	WLS	BF	H	R	ER	SO	BB	IBB	HBP	BLK	WP	HR	S	P	ERA	WHIP				
46 Tim Stauffer, R (1,1) ERA: 3.76	6.2	W	29	7	1	1	5	3	0	1	0	1	0	59	98	1.35	1.500				
55 Adam Russell, R (7,1) ERA: 3.0	0.1	H	1	0	0	0	0	0	0	0	0	0	0	4	7	0.00	0.000				
54 Joe Thatcher, L (8,1) ERA: 2.78	0.1	H	1	0	0	0	0	0	0	0	0	0	0	3	5	0.00	0.000				
57 Luke Gregerson, R (8,1) ERA: 3.2	0.2	H	2	0	0	0	2	0	0	0	0	0	0	6	6	0.00	0.000				
21 Heath Bell, R (9,1) ERA: 2.19	1.0	S	3	1	0	0	0	0	0	0	0	0	0	7	9	0.00	1.000				


Batter	1	2	3	4	5	6	7	8	9	AB	R	H	RBI	BB	SO	LOB	BOTTOM				
1 Everth Cabrera, S (1,6) OBP: 0.358, SLG: 0.401										4	1	2	0	0	2	1	Washington Nationals @ San Diego Padres PETCO Park, San Diego, CA Mon Aug 31 2009, 10:05 PM EDT Att: 19,867 - Partly Cloudy - 73 F				
22 David Eckstein, R (1,4) OBP: 0.322, SLG: 0.338										4	1	1	1	0	0	1					
23 Adrián González, L (1,3) OBP: 0.405, SLG: 0.553										3	0	1	0	0	1	1					
5 Kevin Kouzmanoff, R (1,5) OBP: 0.304, SLG: 0.422										3	0	1	1	0	0	1					
25 Will Venable, L (1,9) OBP: 0.341, SLG: 0.472										2	0	0	0	1	1	0					
14 Oscar Salazar, R (1,7) 11 Drew Macias, L (7,7) OBP: 0.397, SLG: 0.562 OBP: 0.311, SLG: 0.351										2	0	0	0	0	0	2					
4 Nick Hundley, R (1,2) OBP: 0.300, SLG: 0.371										3	0	1	0	0	0	0					
18 Tony Gwynn Jr., L (1,8) OBP: 0.339, SLG: 0.340										3	0	0	0	0	1	1					
46 Tim Stauffer, R (1,1) 55 Adam Russell, R (7,1) 54 Joe Thatcher, L (8,1) 57 Luke Gregerson, L (8,1) 7 Chase Headley, S (9,PH) 21 Heath Bell, R (9,1) OBP: 0.260, SLG: 0.260 OBP: 0.397, SLG: 0.562 OBP: 0.311, SLG: 0.351 OBP: 0.397, SLG: 0.562 OBP: 0.339, SLG: 0.340										1	0	0	0	0	0	0					
<b>Inning Stats</b>	R: 2 E: 0 K: 1 S: 9	H: 3 LOB: 1 BB: 1 P: 18	R: 0 E: 0 K: 2 S: 9	H: 1 LOB: 0 BB: 0 P: 16	R: 0 E: 0 K: 0 S: 4	H: 0 LOB: 0 BB: 0 P: 5	R: 0 E: 0 K: 1 S: 7	H: 0 LOB: 0 BB: 0 P: 11	R: 0 E: 0 K: 1 S: 8	H: 0 LOB: 0 BB: 0 P: 13	R: 0 E: 0 K: 0 S: 5	H: 1 LOB: 0 BB: 0 P: 9	R: 0 E: 0 K: 0 S: 5	H: 0 LOB: 0 BB: 0 P: 8	R: 1 E: 0 K: 0 S: 7	H: 2 LOB: 0 BB: 0 P: 10	1B: 4 2B: 2 3B: 0 HR: 1	SF: 0 SAC: 1 DP: 3 HBP: 0	WP: 0 PB: 0 CS: 0	PA: 29	
<b>PITCHER</b>	IP	WLS	BF	H	R	ER	SO	BB	IBB	HBP	BLK	WP	HR	S	P	ERA	WHIP				
61 Livan Hernandez, R (1,1) ERA: 5.26	8.0	L	29	7	3	3	5	1	0	0	0	0	1	54	90	3.38	1.000				









Batter	1	2	3	4	5	6	7	8	9	AB	R	H	RBI	BB	SO	LOB	TOP					
22 Willie Harris, L OBP: 0.350, SLG: 0.368	G3-1		G3-1			F9				4	0	1	0	0	0	0	<p>Washington Nationals @ San Diego Padres PETCO Park, San Diego, CA Wed Sep 02 2009, 3:35 PM EDT Att: 14,468 - Sunny - 81 F</p> <p>livebaseballscorecards.com</p>					
12 Alberto Gonzalez, R OBP: 0.296, SLG: 0.335	F9		F9			F7		P4		4	0	0	0	0	0	3						
44 Adam Dunn, L OBP: 0.412, SLG: 0.566	1B								F8	4	0	1	0	0	2	0						
11 Ryan Zimmerman, R (1,5) OBP: 0.372, SLG: 0.527										4	0	2	0	0	0	0						
24 Pete Orr, L OBP: 0.364, SLG: 0.429	G3-1									4	0	0	0	0	1	3						
23 Wil Nieves, R OBP: 0.294, SLG: 0.301									F8	3	0	0	0	0	1	0						
30 Justin Maxwell, R OBP: 0.250, SLG: 0.133	L7									3	0	0	0	0	0	1						
8 Jorge Padilla, R OBP: 0.063, SLG: 0.063										3	0	0	0	0	1	1						
31 John Lannan, L (1,1) 28 Michael Morse, R (6,PH) 52 Saul Rivera, R (6,1) 29 Jorge Sosa, R (7,1) 34 Elijah Dukes, R (8,PH) 54 Mike MacDougal, S (8,1)										1	0	0	0	0	1	0						
										0	0	0	0	0	0	0						
<b>Inning Stats</b>	R: 0 E: 0 K: 0 S: 15	H: 2 LOB: 2 BB: 0 P: 21	R: 0 E: 0 K: 0 S: 5	H: 0 LOB: 0 BB: 0 P: 7	R: 0 E: 0 K: 1 S: 7	H: 0 LOB: 0 BB: 0 P: 9	R: 0 E: 0 K: 1 S: 7	H: 0 LOB: 0 BB: 0 P: 11	R: 0 E: 0 K: 0 S: 5	H: 0 LOB: 0 BB: 0 P: 7	R: 0 E: 0 K: 1 S: 6	H: 0 LOB: 0 BB: 0 P: 12	R: 0 E: 0 K: 1 S: 9	H: 0 LOB: 0 BB: 0 P: 15	R: 0 E: 0 K: 1 S: 13	H: 1 LOB: 3 BB: 2 P: 24	R: 0 E: 0 K: 1 S: 12	H: 1 LOB: 1 BB: 0 P: 16	1B: 4 2B: 0 3B: 0 HR: 0	SF: 0 SAC: 0 DP: 0 HBP: 0	WP: 1 PB: 0 CS: 0 SB: 0	PA: 33
<b>PITCHER</b>	IP WLS BF H R ER SO BB IBB HBP BLK WP HR S P ERA WHIP																					
29 Kevin Correia, R ERA: 4.29	(1,1) 7.2 W 28 3 0 0 5 2 0 0 0 0 1 0 62 100 0.00 0.652																					
45 Edward Mujica, R ERA: 3.12	(8,1) 1.1 5 1 0 0 1 0 0 0 0 0 0 0 17 22 0.00 0.750																					

Batter	1	2	3	4	5	6	7	8	9	AB	R	H	RBI	BB	SO	LOB	BOTTOM			
1 Everth Cabrera, S OBP: 0.353, SLG: 0.391	G5-3		G5-3			G4-3				4	2	1	0	1	0	1	<p>Washington Nationals @ San Diego Padres PETCO Park, San Diego, CA Wed Sep 02 2009, 3:35 PM EDT Att: 14,468 - Sunny - 81 F</p> <p>livebaseballscorecards.com</p>			
22 David Eckstein, R OBP: 0.325, SLG: 0.343	G5-3		G6-3							5	1	3	1	0	0	0				
23 Adrián González, L OBP: 0.406, SLG: 0.550	K									4	1	1	2	1	1	1				
5 Kevin Kouzmanoff, R OBP: 0.305, SLG: 0.421										3	1	0	0	2	0	2				
7 Chase Headley, S OBP: 0.336, SLG: 0.391										3	1	1	2	2	0	3				
25 Will Venable, L OBP: 0.342, SLG: 0.469										4	0	2	1	0	2	3				
4 Nick Hundley, R OBP: 0.307, SLG: 0.366										2	0	0	0	2	0	3				
11 Drew Macias, L OBP: 0.340, SLG: 0.366										3	1	1	0	1	0	3				
29 Kevin Correia, R ERA: 4.09	(1,1) 5.0 L 25 6 5 5 3 3 1 0 0 0 0 0 0 12 12 9.00 2.000																			
52 Saul Rivera, R ERA: 5.33	(6,1) 1.0 5 2 1 1 0 0 0 0 0 0 0 0 12 12 9.00 2.000																			
29 Jorge Sosa, R ERA: 7.32	(7,1) 1.0 6 0 0 0 1 3 0 0 0 0 0 0 17 34 0.00 3.000																			
54 Mike MacDougal, R ERA: 3.16	(8,1) 1.0 5 1 1 1 0 2 0 0 0 0 0 0 7 17 9.00 3.000																			
<b>Inning Stats</b>	R: 0 E: 0 K: 1 S: 9	H: 0 LOB: 0 BB: 0 P: 13	R: 0 E: 0 K: 0 S: 7	H: 1 LOB: 2 BB: 2 P: 18	R: 0 E: 0 K: 1 S: 6	H: 0 LOB: 0 BB: 0 P: 8	R: 0 E: 1 K: 1 S: 16	H: 0 LOB: 2 BB: 1 P: 22	R: 5 E: 0 K: 0 S: 15	H: 5 LOB: 1 BB: 1 P: 29	R: 1 E: 0 K: 0 S: 12	H: 2 LOB: 1 BB: 0 P: 12	R: 0 E: 0 K: 1 S: 17	H: 0 LOB: 3 BB: 3 P: 34	R: 1 E: 0 K: 0 S: 7	H: 1 LOB: 1 BB: 2 P: 17	1B: 6 2B: 3 3B: 0 HR: 0	SF: 0 SAC: 1 DP: 2 HBP: 0	WP: 0 PB: 0 CS: 0 SB: 0	PA: 41
<b>PITCHER</b>	IP WLS BF H R ER SO BB IBB HBP BLK WP HR S P ERA WHIP																			







Batter	1	2	3	4	5	6	7	8	9	AB	R	H	RBI	BB	SO	LOB	TOP					
8 Chris Coghlan, L (1,7) OBP: 0.382, SLG: 0.449										6	1	3	0	0	0	1	<b>Florida Marlins @ Washington Nationals</b> Nationals Park, Washington, DC Sat Sep 05 2009, 7:05 PM EDT Att: 18,111 - Partly Cloudy - 80 F					
24 Cameron Maybin, R (1,8) OBP: 0.312, SLG: 0.358										2	3	1	1	2	1	1						
2 Hanley Ramirez, R (1,6) OBP: 0.421, SLG: 0.567										4	2	2	3	1	0	2						
3 Jorge Cantu, R (1,3) OBP: 0.346, SLG: 0.444										4	1	3	2	1	1	0						
21 John Baker, L (1,2) OBP: 0.375, SLG: 0.439										4	0	0	0	1	1	6						
44 Brian Sanches, R (8,1)										0	0	0	0	0	0	0						
6 Dan Uggla, R (1,4) OBP: 0.380, SLG: 0.455										4	0	1	0	1	2	3						
12 Cody Ross, R (1,9) OBP: 0.322, SLG: 0.458										5	0	1	2	0	1	2						
18 Wes Helms, R (1,5) OBP: 0.322, SLG: 0.387										5	1	1	0	0	1	3						
55 Josh Johnson, L (1,1) OBP: 0.233, SLG: 0.327										1	0	0	0	0	0	0						
59 Brett Hayes, R (6,PH) OBP: 0.375, SLG: 0.714										1	1	1	1	0	0	0						
51 Cristhian Martinez, R (6,1) OBP: 0.340, SLG: 0.438										1	0	0	0	0	0	0						
53 Dan Meyer, R (7,1)										0	0	0	0	0	0	0						
29 Ronny Paulino, R (8,2) OBP: 0.340, SLG: 0.438										0	0	0	0	1	0	0						
<b>Inning Stats</b>	R: 3 E: 0 K: 2 S: 14	H: 3 LOB: 2 BB: 3 P: 34	R: 0 E: 0 K: 1 S: 13	H: 1 LOB: 1 BB: 0 P: 17	R: 0 E: 0 K: 2 S: 11	H: 0 LOB: 1 BB: 1 P: 21	R: 3 E: 0 K: 0 S: 11	H: 4 LOB: 1 BB: 1 P: 19	R: 0 E: 0 K: 1 S: 9	H: 0 LOB: 0 BB: 0 P: 16	R: 2 E: 0 K: 0 S: 15	H: 2 LOB: 1 BB: 0 P: 25	R: 0 E: 0 K: 0 S: 6	H: 1 LOB: 0 BB: 0 P: 8	R: 1 E: 0 K: 0 S: 13	H: 2 LOB: 2 BB: 1 P: 29	R: 0 E: 0 K: 1 S: 6	H: 0 LOB: 1 BB: 1 P: 12	1B: 7 2B: 4 3B: 0 HR: 2	SF: 1 SAC: 1 DP: 0 HBP: 0	WP: 0 PB: 0 SB: 0 CS: 1	PA: 46
<b>PITCHER</b>	IP WLS BF H R ER SO BB IBB HBP BLK WP HR S P ERA WHIP	<b>PITCHER</b>																IP WLS BF H R ER SO BB IBB HBP BLK WP HR S P ERA WHIP				
61 Livan Hernandez, R (1,1) ERA: 5.44	5.0 L 26 8 6 6 6 4 0 0 0 0 0 1 58 107 10.80 2.400																					
56 Victor Garate, L (6,1) ERA: 18.0	1.0 6 2 2 2 0 1 0 0 0 0 0 1 15 25 18.00 3.000																					
29 Jorge Sosa, R (7,1) ERA: 6.45	1.0 4 1 0 0 0 0 0 0 0 0 0 0 6 8 0.00 1.000																					
41 Ron Villone, L (8,1) ERA: 4.35	0.2 5 2 1 1 0 0 1 0 0 0 0 0 12 27 13.50 3.000																					
42 Jason Bergmann, R (8,1) ERA: 5.4	1.1 5 0 0 0 1 1 0 0 0 0 0 0 7 14 0.00 0.750																					
<b>Batter</b>	<b>1</b>	<b>2</b>	<b>3</b>	<b>4</b>	<b>5</b>	<b>6</b>	<b>7</b>	<b>8</b>	<b>9</b>	<b>AB</b>	<b>R</b>	<b>H</b>	<b>RBI</b>	<b>BB</b>	<b>SO</b>	<b>LOB</b>	<b>BOTTOM</b>					
22 Willie Harris, L (1,8) OBP: 0.352, SLG: 0.368										2	0	0	0	1	1	0	<b>Florida Marlins @ Washington Nationals</b> Nationals Park, Washington, DC Sat Sep 05 2009, 7:05 PM EDT Att: 18,111 - Partly Cloudy - 80 F					
30 Justin Maxwell, R (7,PH) OBP: 0.262, SLG: 0.194										2	1	1	0	0	1	1						
15 Cristian Guzman, S (1,6) OBP: 0.314, SLG: 0.409										4	0	0	0	0	0	2						
42 Jason Bergmann, R (8,1) OBP: 0.231, SLG: 0.308										1	0	1	1	0	0	0						
28 Michael Morse, R (9,PH) OBP: 0.231, SLG: 0.308										5	0	1	0	0	0	2						
11 Ryan Zimmerman, R (1,5) OBP: 0.372, SLG: 0.528										5	0	1	0	0	0	2						
44 Adam Dunn, L (1,3) OBP: 0.416, SLG: 0.567										4	1	2	0	0	0	1						
16 Josh Willingham, R (1,7) OBP: 0.394, SLG: 0.553										3	0	1	0	1	0	0						
34 Elijah Dukes, R (1,9) OBP: 0.330, SLG: 0.421										3	1	1	0	1	1	2						
24 Pete Orr, L (1,4) OBP: 0.370, SLG: 0.490										3	1	1	1	1	0	2						
23 Wil Nieves, R (1,2) OBP: 0.293, SLG: 0.300										4	1	1	1	0	1	3						
61 Livan Hernandez, R (1,1) ERA: 3.04										1	0	0	0	0	0	3						
8 Jorge Pardo, R (5,PH) OBP: 0.174, SLG: 0.136										1	0	0	0	0	0	0						
56 Victor Garate, L (6,1) ERA: 18.0										0	0	0	0	0	0	0						
29 Jorge Sosa, R (7,1) ERA: 6.75										0	0	0	0	0	0	0						
7 Josh Bard, S (7,PH) OBP: 0.290, SLG: 0.290										1	0	1	2	0	0	0						
35 Craig Stammen, R (7,PH) OBP: 0.290, SLG: 0.290										0	0	0	0	0	0	0						
41 Ron Villone, L (8,1) ERA: 4.35										0	0	0	0	0	0	0						
12 Alberto Gonzalez, R (8,6) OBP: 0.287, SLG: 0.341										1	0	0	0	0	0	0						
<b>Inning Stats</b>	R: 0 E: 0 K: 0 S: 6	H: 0 LOB: 0 BB: 1 P: 12	R: 1 E: 0 K: 1 S: 20	H: 2 LOB: 2 BB: 2 P: 34	R: 0 E: 0 K: 0 S: 10	H: 0 LOB: 0 BB: 0 P: 13	R: 0 E: 0 K: 0 S: 6	H: 0 LOB: 0 BB: 0 P: 9	R: 0 E: 0 K: 1 S: 11	H: 0 LOB: 0 BB: 0 P: 14	R: 0 E: 1 K: 1 S: 12	H: 1 LOB: 1 BB: 0 P: 21	R: 3 E: 0 K: 1 S: 9	H: 3 LOB: 1 BB: 1 P: 20	R: 0 E: 0 K: 1 S: 12	H: 2 LOB: 2 BB: 0 P: 22	R: 1 E: 0 K: 0 S: 13	H: 2 LOB: 1 BB: 0 P: 17	1B: 7 2B: 2 3B: 1 HR: 0	SF: 0 SAC: 0 DP: 2 HBP: 0	WP: 0 PB: 0 SB: 0 CS: 0	PA: 39
<b>PITCHER</b>	IP WLS BF H R ER SO BB IBB HBP BLK WP HR S P ERA WHIP	<b>PITCHER</b>																IP WLS BF H R ER SO BB IBB HBP BLK WP HR S P ERA WHIP				
55 Josh Johnson, R (1,1) ERA: 5.44	5.0 W 18 2 1 1 1 3 0 0 0 0 0 0 0 53 82 1.80 1.000																					
51 Cristhian Martinez, R (6,1) ERA: 6.75	1.1 9 4 3 3 1 1 0 0 0 0 0 0 0 17 34 20.25 3.750																					
53 Dan Meyer, L (7,1) ERA: 3.18	1.0 4 1 0 0 1 0 0 0 0 0 0 0 9 16 0.00 1.000																					
44 Brian Sanches, R (8,1) ERA: 1.51	1.2 8 3 1 1 1 1 0 0 0 0 0 0 0 20 30 5.40 1.800																					







Batter	1	2	3	4	5	6	7	8	9	AB	R	H	RBI	BB	SO	LOB	TOP							
11 Jimmy Rollins, S OBP: 0.286, SLG: 0.411										4	0	0	0	0	1	1	Philadelphia Phillies @ Washington Nationals Nationals Park, Washington, DC Tue Sep 08 2009, 7:05 PM EDT Att: 17,153 - Cloudy - 73 F							
8 Shane Victorino, S OBP: 0.382, SLG: 0.447										4	0	1	0	0	0	0								
26 Chase Utley, L OBP: 0.414, SLG: 0.538										3	1	1	1	1	0	0								
6 Ryan Howard, L OBP: 0.351, SLG: 0.569										4	0	0	0	0	0	2								
28 Jayson Werth, R OBP: 0.372, SLG: 0.525										4	1	1	1	0	0	2								
29 Raul Ibanez, L OBP: 0.348, SLG: 0.570										4	2	3	2	0	1	0								
7 Pedro Feliz, R OBP: 0.312, SLG: 0.376										4	0	0	0	0	0	1								
Carlos Ruiz, R OBP: 0.346, SLG: 0.426										3	1	1	1	1	0	0								
45 Pedro Martinez, R OBP: 0.182, SLG: 0.100										2	0	0	0	1	0	0								
39 Brett Myers, R OBP: 0.263, SLG: 0.278										0	0	0	0	0	0	0								
12 Matt Stairs, L OBP: 0.354, SLG: 0.344										1	0	0	0	0	0	1								
54 Brad Lidge, R OBP: 0.354, SLG: 0.344										0	0	0	0	0	0	0								
46 Ryan Madson, L OBP: 0.354, SLG: 0.344										0	0	0	0	0	0	0								
<b>Inning Stats</b>	R: 0 E: 0 K: 0 S: 14	H: 1 LOB: 2 BB: 1 P: 25	R: 0 E: 0 K: 0 S: 5	H: 1 LOB: 0 BB: 0 P: 8	R: 0 E: 0 K: 1 S: 6	H: 0 LOB: 0 BB: 0 P: 8	R: 0 E: 0 K: 0 S: 10	H: 0 LOB: 0 BB: 0 P: 11	R: 1 E: 0 K: 0 S: 12	H: 1 LOB: 0 BB: 0 P: 14	R: 0 E: 0 K: 0 S: 5	H: 0 LOB: 0 BB: 0 P: 8	R: 3 E: 0 K: 0 S: 13	H: 3 LOB: 1 BB: 1 P: 21	R: 1 E: 0 K: 0 S: 9	H: 1 LOB: 0 BB: 0 P: 12	R: 0 E: 0 K: 1 S: 8	H: 0 LOB: 1 BB: 1 P: 15	1B: 2 2B: 0 3B: 0 HR: 5	SF: 0 SAC: 0 DP: 1 HBP: 0	WP: 0 PB: 0 SB: 1 CS: 0	PA: 36		
<b>PITCHER</b>	IP: 6.2 WLS: L BF: 27 ERA: 4.14	H: 6 R: 4 ER: 4 SO: 1	BB: 2 IBB: 0 HBP: 0 BLK: 0	WP: 0 HR: 4 S: 63 P: 92	ERA: 5.40 WHIP: 1.200	IP: 0.2 WLS: 3 BF: 3 ERA: 5.64	H: 0 R: 0 ER: 0 SO: 0	BB: 1 IBB: 0 HBP: 0 BLK: 0	WP: 0 HR: 0 S: 5 P: 11	ERA: 0.00 WHIP: 1.500														
31 John Lannan, L ERA: 4.14	(1, 1)																							
36 Tyler Clippard, R ERA: 2.91	(7, 1)																							
17 Sean Burnett, L ERA: 2.95	(8, 1)																							
42 Jason Bergmann, R ERA: 5.35	(8, 1)																							
41 Ron Villone, L ERA: 4.28	(9, 1)																							

Philadelphia Phillies @ Washington Nationals  
 Nationals Park, Washington, DC  
 Tue Sep 08 2009, 7:05 PM EDT  
 Att: 17,153 - Cloudy - 73 F

AB 33  
 R 5  
 H 7  
 RBI 5  
 BB 3  
 SO 2  
 LOB 7



Batter	1	2	3	4	5	6	7	8	9	AB	R	H	RBI	BB	SO	LOB	BOTTOM						
22 Willie Harris, L OBP: 0.360, SLG: 0.397										3	2	2	1	0	0	0	Philadelphia Phillies @ Washington Nationals Nationals Park, Washington, DC Tue Sep 08 2009, 7:05 PM EDT Att: 17,153 - Cloudy - 73 F						
15 Cristian Guzman, S OBP: 0.318, SLG: 0.406										4	0	2	1	1	0	1							
11 Ryan Zimmerman, R OBP: 0.371, SLG: 0.528										4	0	1	0	1	2	5							
44 Adam Dunn, L OBP: 0.411, SLG: 0.558										5	0	0	0	0	1	7							
16 Josh Willingham, R OBP: 0.389, SLG: 0.542										4	0	0	0	0	1	2							
34 Elijah Dukes, R OBP: 0.337, SLG: 0.426										4	1	1	0	0	0	1							
24 Pete Orr, L OBP: 0.265, SLG: 0.379										3	0	0	0	0	0	1							
36 Tyler Clippard, R ERA: 4.43	(7, 1)									0	0	0	0	0	0	0							
17 Sean Burnett, L ERA: 2.95	(8, 1)									0	0	0	0	0	0	0							
42 Jason Bergmann, R ERA: 5.35	(8, 1)									0	0	0	0	0	0	0							
7 Josh Bard, S OBP: 0.325, SLG: 0.360	(8, PH)									1	0	0	0	0	1	1							
41 Ron Villone, L ERA: 4.28	(8, 1)									0	0	0	0	0	0	0							
52 Saul Rivera, S OBP: 0.500, SLG: 0.333	(8, 1)									0	0	0	0	0	0	0							
23 Wil Nieves, R OBP: 0.296, SLG: 0.299	(1, 2)									4	0	2	1	0	2	0							
31 John Lannan, L OBP: 0.176, SLG: 0.180	(1, 1)									2	0	1	0	0	0	0							
12 Alberto Gonzalez, R OBP: 0.255, SLG: 0.340	(7, 4)									2	0	0	0	0	0	1							
<b>Inning Stats</b>	R: 1 E: 0 K: 1 S: 12	H: 2 LOB: 1 BB: 0 P: 18	R: 0 E: 0 K: 1 S: 10	H: 0 LOB: 0 BB: 0 P: 15	R: 0 E: 0 K: 0 S: 13	H: 1 LOB: 2 BB: 0 P: 20	R: 1 E: 0 K: 0 S: 10	H: 3 LOB: 2 BB: 0 P: 13	R: 0 E: 0 K: 1 S: 9	H: 0 LOB: 0 BB: 0 P: 12	R: 1 E: 0 K: 2 S: 16	H: 2 LOB: 1 BB: 0 P: 21	R: 0 E: 1 K: 1 S: 11	H: 0 LOB: 1 BB: 0 P: 17	R: 0 E: 0 K: 1 S: 13	H: 1 LOB: 3 BB: 1 P: 18	1B: 7 2B: 1 3B: 0 HR: 1	SF: 0 SAC: 0 DP: 0 HBP: 2	WP: 1 PB: 0 SB: 1 CS: 0	PA: 40			
<b>PITCHER</b>	IP: 6.2 WLS: W BF: 28 ERA: 3.64	H: 7 R: 3 ER: 3 SO: 4	BB: 1 IBB: 0 HBP: 0 BLK: 0	WP: 0 HR: 1 S: 81 P: 119	ERA: 4.05 WHIP: 1.200	IP: 1.1 WLS: H BF: 6 ERA: 4.43	H: 1 R: 0 ER: 0 SO: 2	BB: 0 IBB: 0 HBP: 0 BLK: 0	WP: 0 HR: 1 S: 16 P: 24	ERA: 0.00 WHIP: 0.750	IP: 0.1 WLS: H BF: 4 ERA: 7.11	H: 4 R: 1 ER: 0 SO: 0	BB: 1 IBB: 0 HBP: 0 BLK: 0	WP: 0 HR: 0 S: 7 P: 12	ERA: 0.00 WHIP: 6.000	IP: 0.2 WLS: S BF: 2 ERA: 3.15	H: 0 R: 0 ER: 0 SO: 1	BB: 0 IBB: 0 HBP: 0 BLK: 0	WP: 0 HR: 0 S: 6 P: 6	ERA: 0.00 WHIP: 0.000			
45 Pedro Martinez, R ERA: 3.64	(1, 1)																						
39 Brett Myers, R ERA: 4.43	(7, 1)																						
54 Brad Lidge, R ERA: 7.11	(8, 1)																						
46 Ryan Madson, R ERA: 3.15	(8, 1)																						

Philadelphia Phillies @ Washington Nationals  
 Nationals Park, Washington, DC  
 Tue Sep 08 2009, 7:05 PM EDT  
 Att: 17,153 - Cloudy - 73 F

AB 36  
 R 3  
 H 9  
 RBI 3  
 BB 2  
 SO 7  
 LOB 19





Batter	1	2	3	4	5	6	7	8	9	AB	R	H	RBI	BB	SO	LOB	TOP											
11 Jimmy Rollins, S OBP: 0.285, SLG: 0.409	G4-3	G4-3		K			G3-1	P6		5	0	1	1	0	1	2	Philadelphia Phillies @ Washington Nationals Nationals Park, Washington, DC Wed Sep 09 2009, 7:05 PM EDT Att: 16,818 - Cloudy - 70 F											
8 Shane Victorino, S OBP: 0.382, SLG: 0.449	2B	G4-3			G4-3		F7		E2	5	0	2	0	0	0	3												
26 Chase Utley, L OBP: 0.411, SLG: 0.533	L8	F7			P6		G3-1		FC1-6-5	5	0	0	0	0	0	5												
6 Ryan Howard, L OBP: 0.353, SLG: 0.567	G6-3				G4-3					3	1	1	0	2	0	1												
29 Raul Ibanez, L OBP: 0.349, SLG: 0.572					G4-3					5	1	2	1	0	2	4												
28 Jayson Werth, R OBP: 0.374, SLG: 0.531										4	2	2	2	1	2	3												
7 Pedro Feliz, R OBP: 0.315, SLG: 0.384										3	2	2	1	1	0	1												
23 Paul Bako, L 33 Andy Tracy, L Carlos Ruiz, R										2	0	0	0	1	1	1												
34 Cliff Lee, L 61 Chan Ho Park, R 46 Ryan Madson, L										4	0	1	1	0	1	0												
<b>Inning Stats</b>	R: 0 E: 0 K: 0 S: 10	H: 1 LOB: 1 BB: 0 P: 15	R: 3 E: 0 K: 0 S: 17	H: 4 LOB: 2 BB: 1 P: 31	R: 0 E: 0 K: 0 S: 11	H: 0 LOB: 0 BB: 1 P: 21	R: 0 E: 0 K: 3 S: 10	H: 0 LOB: 0 BB: 0 P: 16	R: 1 E: 0 K: 1 S: 12	H: 1 LOB: 1 BB: 1 P: 23	R: 0 E: 0 K: 0 S: 5	H: 0 LOB: 0 BB: 0 P: 9	R: 0 E: 0 K: 1 S: 14	H: 1 LOB: 2 BB: 1 P: 27	R: 2 E: 0 K: 1 S: 11	H: 2 LOB: 0 BB: 0 P: 19		R: 0 E: 1 K: 2 S: 13	H: 2 LOB: 2 BB: 0 P: 19	1B: 6 2B: 3 3B: 0 HR: 2	SF: 0 SAC: 0 DP: 1 HBP: 0	WP: 1 PB: 0 SB: 2 CS: 0	PA: 42					
<b>PITCHER</b>	IP WLS BF H R ER SO BB IBB HBP BLK WP HR S P ERA WHIP	5.0 0 24 6 4 4 4 3 0 0 0 1 0 60 106 7.20 1.800	1.1 5 1 0 0 0 1 0 0 0 0 0 0 12 19 0.00 1.500	0.2 3 0 0 0 1 0 1 0 0 0 0 0 7 17 0.00 0.000	1.0 L 5 2 2 2 1 0 0 0 0 0 2 11 19 18.00 2.000	1.0 5 2 0 0 2 0 0 0 0 0 0 0 13 19 0.00 2.000	<b>PITCHER</b>										IP WLS BF H R ER SO BB IBB HBP BLK WP HR S P ERA WHIP											
49 Garrett Mock, R ERA: 5.75											5.0	0	24	6	4	4	4	3	0	0	0	1	0	60	106	7.20	1.800	
42 Jason Bergmann, R ERA: 5.18											1.1	5	1	0	0	0	1	0	0	0	0	0	0	12	19	0.00	1.500	
17 Sean Burnett, L ERA: 2.91											0.2	3	0	0	0	1	0	1	0	0	0	0	0	7	17	0.00	0.000	
36 Tyler Clippard, R ERA: 3.16											1.0	L	5	2	2	2	1	0	0	0	0	2	11	19	18.00	2.000		
54 Mike MacDougal, R ERA: 3.55											1.0	5	2	0	0	2	0	0	0	0	0	0	13	19	0.00	2.000		
30 Justin Maxwell, R OBP: 0.298, SLG: 0.244	K						K			5	1	3	0	0	2	2	Philadelphia Phillies @ Washington Nationals Nationals Park, Washington, DC Wed Sep 09 2009, 7:05 PM EDT Att: 16,818 - Cloudy - 70 F											
15 Cristian Guzman, S OBP: 0.317, SLG: 0.409	2B	SH1-3			G1-3		FC6-4		K	4	1	1	2	0	1	3												
44 Adam Dunn, L OBP: 0.411, SLG: 0.557	1B				K		G6-3		L4-6	5	0	2	2	0	1	3												
11 Ryan Zimmerman, R OBP: 0.369, SLG: 0.524	F7				K2-3		G6-3		E3	4	1	0	0	0	1	3												
16 Josh Willingham, R OBP: 0.387, SLG: 0.542	FC6-4				G5-3		L9		2B	4	0	1	0	0	0	1												
34 Elijah Dukes, R OBP: 0.336, SLG: 0.421	G5-3				F8		G4-3		BB	3	0	0	0	1	0	0												
7 Josh Bard, S OBP: 0.353, SLG: 0.355	G6-3				L7		F8		F9	3	0	0	0	0	0	0												
22 Willie Harris, L OBP: 0.359, SLG: 0.395										1	0	0	0	0	0	3												
54 Mike MacDougal, S										0	0	0	0	0	0	0												
12 Alberto Gonzalez, R OBP: 0.293, SLG: 0.360										3	2	3	0	0	0	0												
24 Pete Orr, L OBP: 0.344, SLG: 0.379										0	0	0	1	0	0	0												
49 Garrett Mock, S 3 Jesus Flores, R 42 Jason Bergmann, R 17 Sean Burnett, L 8 Jorge Padilla, R 36 Tyler Clippard, R 23 Wil Nieves, R										1	0	0	0	0	0	1												
49 Garrett Mock, S 3 Jesus Flores, R 42 Jason Bergmann, R 17 Sean Burnett, L 8 Jorge Padilla, R 36 Tyler Clippard, R 23 Wil Nieves, R										1	0	0	0	0	0	1												
<b>Inning Stats</b>	R: 1 E: 0 K: 1 S: 12	H: 2 LOB: 1 BB: 0 P: 15	R: 0 E: 0 K: 0 S: 9	H: 1 LOB: 0 BB: 0 P: 13	R: 0 E: 0 K: 2 S: 8	H: 1 LOB: 1 BB: 0 P: 13	R: 0 E: 0 K: 0 S: 7	H: 0 LOB: 0 BB: 0 P: 12	R: 2 E: 0 K: 0 S: 12	H: 3 LOB: 1 BB: 0 P: 14	R: 0 E: 0 K: 0 S: 12	H: 0 LOB: 0 BB: 0 P: 15	R: 1 E: 0 K: 1 S: 10	H: 2 LOB: 1 BB: 0 P: 14	R: 1 E: 1 K: 0 S: 15	H: 1 LOB: 2 BB: 1 P: 25	R: 0 E: 0 K: 1 S: 8	H: 1 LOB: 0 BB: 0 P: 10	1B: 6 2B: 6 3B: 0 HR: 0	SF: 1 SAC: 1 DP: 1 HBP: 0	WP: 0 PB: 2 SB: 1 CS: 0	PA: 39						
<b>PITCHER</b>	IP WLS BF H R ER SO BB IBB HBP BLK WP HR S P ERA WHIP	7.0 W 32 10 5 4 4 0 0 0 0 0 0 0 77 107 5.14 1.429	1.0 H 4 0 0 0 0 1 0 0 0 0 0 0 8 14 0.00 1.000	1.0 S 3 1 0 0 1 0 0 0 0 0 0 0 8 10 0.00 1.000	<b>PITCHER</b>										IP WLS BF H R ER SO BB IBB HBP BLK WP HR S P ERA WHIP													
34 Cliff Lee, L ERA: 3.13											7.0	W	32	10	5	4	4	0	0	0	0	0	0	0	77	107	5.14	1.429
61 Chan Ho Park, R ERA: 4.54											1.0	H	4	0	0	0	1	0	0	0	0	0	0	8	14	0.00	1.000	
46 Ryan Madson, R ERA: 3.11											1.0	S	3	1	0	0	1	0	0	0	0	0	8	10	0.00	1.000		



Batter	1	2	3	4	5	6	7	8	9	AB	R	H	RBI	BB	SO	LOB	TOP					
11 Jimmy Rollins, S OBP: 0.286, SLG: 0.409										5	1	2	0	0	0	3	Philadelphia Phillies @ Washington Nationals Nationals Park, Washington, DC Thu Sep 10 2009, 7:05 PM EDT Att: 18,706 - Cloudy - 66 F					
8 Shane Victorino, S OBP: 0.363, SLG: 0.450										5	1	2	1	0	0	2						
26 Chase Utley, L OBP: 0.411, SLG: 0.536										5	1	2	1	0	0	1						
6 Ryan Howard, L OBP: 0.350, SLG: 0.563										4	0	0	1	0	1	3						
29 Raul Ibanez, L OBP: 0.346, SLG: 0.567										4	0	0	0	0	0	0						
28 Jayson Werth, R OBP: 0.373, SLG: 0.528										4	1	1	0	0	1	0						
7 Pedro Feliz, R OBP: 0.315, SLG: 0.383										4	1	1	0	0	0	1						
Carlos Ruiz, R OBP: 0.351, SLG: 0.426										2	1	1	0	2	0	0						
56 Joe Blanton, R OBP: 0.176, SLG: 0.106										1	0	1	0	0	0	0						
52 Tyler Walker, R OBP: 0.375, SLG: 0.511										1	1	1	4	0	0	0						
33 Andy Tracy, L OBP: 0.285, SLG: 0.320										0	0	0	0	0	0	0						
37 Chad Durbin, R OBP: 0.285, SLG: 0.320										0	0	0	0	0	0	0						
54 Brad Lidge, R OBP: 0.290, SLG: 0.390										1	1	1	4	0	0	0						
12 Matt Stairs, L OBP: 0.290, SLG: 0.390										1	1	1	4	0	0	0						
<b>Inning Stats</b>	R: 2 E: 0 K: 0 S: 12	H: 2 LOB: 0 BB: 0 P: 18	R: 0 E: 0 K: 0 S: 10	H: 1 LOB: 2 BB: 1 P: 19	R: 0 E: 0 K: 0 S: 11	H: 0 LOB: 0 BB: 0 P: 18	R: 0 E: 0 K: 1 S: 9	H: 0 LOB: 0 BB: 0 P: 15	R: 0 E: 0 K: 1 S: 9	H: 1 LOB: 0 BB: 0 P: 11	R: 0 E: 0 K: 1 S: 6	H: 0 LOB: 0 BB: 0 P: 8	R: 0 E: 0 K: 0 S: 10	H: 1 LOB: 1 BB: 0 P: 10	R: 0 E: 0 K: 0 S: 10	H: 1 LOB: 1 BB: 0 P: 16	R: 5 E: 1 K: 0 S: 20	H: 5 LOB: 1 BB: 1 P: 35	1B: 8 2B: 1 3B: 1 HR: 1	SF: 1 DP: 1 HBP: 0	WP: 1 PB: 0 SB: 0 CS: 0	PA: 40
<b>PITCHER</b>	IP WLS BF H R ER SO BB IBB HBP BLK WP HR S P ERA WHIP																					
61 Livan Hernandez, R ERA: 5.3	7.1 W 29 6 2 2 2 1 0 0 0 0 0 0 71 106 2.46 0.955																					
17 Sean Burnett, L ERA: 2.89	0.2 2 0 0 0 0 0 0 0 0 0 0 0 5 9 0.00 0.000																					
58 Zack Segovia, R ERA: 81.0	0.1 5 2 4 3 0 1 0 0 0 0 0 1 10 20 81.00 9.000																					
54 Mike MacDougal, R ERA: 3.55	0.0 2 2 1 1 0 0 0 0 0 0 1 0 4 5 ∞ ∞																					
41 Ron Villone, L ERA: 4.2	0.2 S 2 1 0 0 0 0 0 0 0 0 0 0 6 10 0.00 1.500																					

Batter	1	2	3	4	5	6	7	8	9	AB	R	H	RBI	BB	SO	LOB	BOTTOM			
22 Willie Harris, L OBP: 0.363, SLG: 0.408										4	2	2	0	1	0	0	Philadelphia Phillies @ Washington Nationals Nationals Park, Washington, DC Thu Sep 10 2009, 7:05 PM EDT Att: 18,706 - Cloudy - 66 F			
24 Pete Orr, L OBP: 0.324, SLG: 0.412										5	0	1	2	0	4	2				
54 Mike MacDougal, S ERA: 81.0										0	0	0	0	0	0	0				
41 Ron Villone, L OBP: 0.366, SLG: 0.520										5	0	0	0	0	2	3				
11 Ryan Zimmerman, R OBP: 0.366, SLG: 0.520										4	1	1	2	0	1	1				
44 Adam Dunn, L OBP: 0.410, SLG: 0.560										0	0	0	0	0	0	0				
28 Michael Morse, R OBP: 0.296, SLG: 0.357										3	1	1	0	1	0	0				
16 Josh Willingham, R OBP: 0.388, SLG: 0.543										0	0	0	0	0	0	0				
30 Justin Maxwell, R OBP: 0.298, SLG: 0.244										0	0	0	0	0	0	0				
34 Elijah Dukes, R OBP: 0.341, SLG: 0.422										2	2	1	0	2	1	1				
6 Ian Desmond, R OBP: 0.500, SLG: 1.500										4	1	2	4	0	0	3				
23 Wil Nieves, R OBP: 0.299, SLG: 0.299										3	1	1	0	1	0	2				
61 Livan Hernandez, R OBP: 0.170, SLG: 0.133										1	0	0	0	0	0	1				
17 Sean Burnett, L ERA: 4.11	4.2 L 25 7 8 8 4 1 0 0 0 0 0 0 0 11 99 0.00 0.000																			
52 Tyler Walker, R ERA: 1.71	1.1 5 0 0 0 1 0 0 0 0 0 0 0 11 17 0.00 0.000																			
37 Chad Durbin, R ERA: 4.73	1.0 5 1 0 0 1 1 0 0 0 0 0 0 13 22 0.00 2.000																			
54 Brad Lidge, R ERA: 6.97	1.0 4 1 0 0 2 0 0 0 0 0 0 0 19 24 0.00 1.000																			
<b>Inning Stats</b>	R: 0 E: 0 K: 2 S: 12	H: 0 LOB: 0 BB: 0 P: 17	R: 0 E: 1 K: 1 S: 9	H: 0 LOB: 1 BB: 0 P: 13	R: 2 E: 0 K: 0 S: 13	H: 2 LOB: 1 BB: 1 P: 23	R: 1 E: 0 K: 0 S: 7	H: 2 LOB: 1 BB: 1 P: 14	R: 5 E: 1 K: 1 S: 18	H: 3 LOB: 1 BB: 2 P: 34	R: 0 E: 0 K: 1 S: 9	H: 0 LOB: 0 BB: 0 P: 15	R: 0 E: 0 K: 1 S: 13	H: 1 LOB: 2 BB: 1 P: 22	R: 0 E: 0 K: 2 S: 19	H: 1 LOB: 1 BB: 0 P: 24	1B: 2 2B: 4 3B: 2 HR: 2	SF: 0 DP: 1 HBP: 0	WP: 0 PB: 1 SB: 0 CS: 0	PA: 39
<b>PITCHER</b>	IP WLS BF H R ER SO BB IBB HBP BLK WP HR S P ERA WHIP																			
56 Joe Blanton, R ERA: 4.11	4.2 L 25 7 8 8 4 1 0 0 0 0 0 0 0 11 99 0.00 0.000																			
52 Tyler Walker, R ERA: 1.71	1.1 5 0 0 0 1 0 0 0 0 0 0 0 11 17 0.00 0.000																			
37 Chad Durbin, R ERA: 4.73	1.0 5 1 0 0 1 1 0 0 0 0 0 0 13 22 0.00 2.000																			
54 Brad Lidge, R ERA: 6.97	1.0 4 1 0 0 2 0 0 0 0 0 0 0 19 24 0.00 1.000																			



Batter	1	2	3	4	5	6	7	8	9	AB	R	H	RBI	BB	SO	LOB	TOP		
22 Willie Harris, L (1,8) OBP: 0.366, SLG: 0.405										2	1	0	0	3	1	3	<p>Washington Nationals @ Florida Marlins Land Shark Stadium, Miami, FL Fri Sep 11 2009, 7:10 PM EDT Att: 15,247 - Cloudy - 81 F</p>		
15 Cristian Guzman, S (1,6) OBP: 0.314, SLG: 0.405										5	0	0	0	0	2	3			
11 Ryan Zimmerman, R (1,5) OBP: 0.366, SLG: 0.523										4	1	1	1	1	1	3			
44 Adam Dunn, L (1,3) OBP: 0.410, SLG: 0.565										3	1	1	2	1	1	2			
16 Josh Willingham, R (1,7) OBP: 0.389, SLG: 0.540										2	1	0	0	2	1	1			
30 Justin Maxwell, R (9,8) OBP: 0.298, SLG: 0.244										0	0	0	0	0	0	0			
34 Elijah Dukes, R (1,9) OBP: 0.340, SLG: 0.420										4	0	1	0	0	0	3			
24 Pete Orr, L (1,4) OBP: 0.293, SLG: 0.368										4	0	0	0	0	1	2			
23 Wil Nieves, R (1,2)										3	1	1	0	1	0	1			
51 J.D. Martin, R (1,1) OBP: 0.200, SLG: 0.158										2	0	0	0	0	1	2			
28 Michael Morse, R (6,PH) OBP: 0.333, SLG: 0.467										1	0	1	2	0	0	0			
36 Tyler Clippard, R (6,1)										1	0	0	0	0	0	1			
42 Jason Bergmann, R (8,1)										0	0	0	0	0	0	0			
54 Mike MacDougal, S (8,1)										0	0	0	0	0	0	0			
<b>Inning Stats</b>	R: 2 H: 1 E: 0 K: 3 S: 13	H: 1 R: 0 ER: 0 LOB: 0 BB: 1 P: 21	R: 0 H: 1 E: 0 K: 1 S: 9	H: 1 R: 0 ER: 0 LOB: 2 BB: 0 P: 13	R: 0 H: 0 E: 0 K: 1 S: 10	H: 0 R: 0 ER: 0 LOB: 0 BB: 2 P: 21	R: 0 H: 0 E: 0 K: 2 S: 8	H: 0 R: 0 ER: 0 LOB: 1 BB: 1 P: 20	R: 0 H: 2 E: 0 K: 0 S: 14	H: 2 R: 0 ER: 0 LOB: 0 BB: 1 P: 25	R: 1 H: 1 E: 0 K: 0 S: 7	H: 1 R: 0 ER: 0 LOB: 0 BB: 1 P: 14	R: 0 H: 0 E: 0 K: 0 S: 5	H: 0 R: 0 ER: 0 LOB: 0 BB: 1 P: 9	R: 0 H: 0 E: 0 K: 0 S: 4	H: 0 R: 0 ER: 0 LOB: 0 BB: 1 P: 9	1B: 2 2B: 1 3B: 0 HR: 2	SF: 0 SAC: 0 DP: 2 HBP: 0	WP: 0 PA: 39
<b>PITCHER</b>	IP WLS BF H R ER SO	IP WLS BF H R ER SO	IP WLS BF H R ER SO	IP WLS BF H R ER SO	IP WLS BF H R ER SO	IP WLS BF H R ER SO	IP WLS BF H R ER SO	IP WLS BF H R ER SO	IP WLS BF H R ER SO	IP WLS BF H R ER SO	IP WLS BF H R ER SO	IP WLS BF H R ER SO	IP WLS BF H R ER SO	IP WLS BF H R ER SO	IP WLS BF H R ER SO	IP WLS BF H R ER SO	ERA WHIP	ERA WHIP	
55 Josh Johnson, R (1,1) ERA: 3.60	5.0	22	2	2	2	8	4	0	0	0	0	0	0	0	0	0	3.60	1.200	
44 Brian Sanches, R (6,1) ERA: 1.78	1.0	L	6	2	2	2	0	1	0	0	0	0	0	0	0	0	18.00	3.000	
23 Andrew Miller, L (7,1) ERA: 4.87	1.0		4	1	1	1	0	1	0	0	0	0	1	7	14	9.00	2.000		
51 Cristhian Martinez, R (8,1) ERA: 6.1	2.0		7	0	0	0	0	2	0	0	0	0	0	0	9	18	0.00	1.000	

Batter	1	2	3	4	5	6	7	8	9	AB	R	H	RBI	BB	SO	LOB	BOTTOM				
8 Chris Coghlan, L (1,7) OBP: 0.380, SLG: 0.440										5	0	0	0	0	1	3	<p>Washington Nationals @ Florida Marlins Land Shark Stadium, Miami, FL Fri Sep 11 2009, 7:10 PM EDT Att: 15,247 - Cloudy - 81 F</p>				
20 Nick Johnson, L (1,3) OBP: 0.428, SLG: 0.420										2	1	1	0	1	0	1					
2 Hanley Ramirez, R (1,6) OBP: 0.425, SLG: 0.578										1	1	1	2	3	0	0					
3 Jorge Cantu, R (1,5) OBP: 0.340, SLG: 0.432										4	0	0	0	0	0	6					
21 John Baker, L (1,2) OBP: 0.348, SLG: 0.426										3	0	0	0	1	0	2					
6 Dan Uggla, R (1,4) OBP: 0.358, SLG: 0.464										4	1	1	1	0	2	1					
12 Cody Ross, R (1,9) OBP: 0.324, SLG: 0.469										4	0	1	0	0	1	1					
24 Cameron Maybin, R (1,8) OBP: 0.310, SLG: 0.366										3	0	0	0	0	2	1					
7 Ross Gload, L (9,PH) OBP: 0.338, SLG: 0.388										0	0	0	0	1	0	0					
25 Brett Carroll, R (9,FR) OBP: 0.330, SLG: 0.465										0	0	0	0	0	0	0					
55 Josh Johnson, L (1,1) ERA: 3.60	5.0	22	2	2	2	8	4	0	0	0	0	0	0	0	0	0	3.60	1.000			
44 Brian Sanches, R (6,1) ERA: 1.78	1.0	H	7	1	0	0	4	0	0	0	0	0	0	0	0	0	18.00	3.000			
42 Jason Bergmann, R (8,1) ERA: 5.13	0.1	H	2	0	0	0	0	1	0	0	0	6	11	0.00	3.000						
54 Mike MacDougal, R (8,1) ERA: 3.61	1.2	S	6	2	1	1	1	1	0	0	0	11	20	5.40	1.800						
<b>Inning Stats</b>	R: 2 H: 1 E: 0 K: 1 S: 10	H: 0 R: 0 ER: 0 LOB: 0 BB: 0 P: 18	R: 0 H: 0 E: 0 K: 1 S: 13	H: 0 R: 0 ER: 0 LOB: 0 BB: 0 P: 17	R: 0 H: 1 E: 0 K: 0 S: 12	H: 1 R: 0 ER: 0 LOB: 2 BB: 1 P: 23	R: 0 H: 0 E: 0 K: 1 S: 9	H: 0 R: 0 ER: 0 LOB: 1 BB: 1 P: 15	R: 0 H: 0 E: 0 K: 1 S: 12	H: 0 R: 0 ER: 0 LOB: 2 BB: 1 P: 24	R: 0 H: 0 E: 0 K: 2 S: 8	H: 0 R: 0 ER: 0 LOB: 0 BB: 0 P: 13	R: 0 H: 0 E: 0 K: 2 S: 9	H: 0 R: 0 ER: 0 LOB: 0 BB: 0 P: 10	R: 0 H: 1 E: 0 K: 0 S: 9	H: 1 R: 0 ER: 0 LOB: 1 BB: 1 P: 16	R: 1 H: 2 E: 0 K: 1 S: 10	H: 2 R: 0 ER: 0 LOB: 2 BB: 1 P: 19	1B: 2 2B: 1 3B: 0 HR: 2	SF: 0 SAC: 0 DP: 2 HBP: 1	WP: 1 PA: 37
<b>PITCHER</b>	IP WLS BF H R ER SO	IP WLS BF H R ER SO	IP WLS BF H R ER SO	IP WLS BF H R ER SO	IP WLS BF H R ER SO	IP WLS BF H R ER SO	IP WLS BF H R ER SO	IP WLS BF H R ER SO	IP WLS BF H R ER SO	IP WLS BF H R ER SO	IP WLS BF H R ER SO	IP WLS BF H R ER SO	IP WLS BF H R ER SO	IP WLS BF H R ER SO	IP WLS BF H R ER SO	IP WLS BF H R ER SO	ERA WHIP	ERA WHIP			
51 J.D. Martin, R (1,1) ERA: 4.29	5.0	22	2	2	2	8	4	0	0	0	0	0	0	0	0	0	4.29	1.000			
36 Tyler Clippard, R (6,1) ERA: 3.02	2.0	H	7	1	0	0	4	0	0	0	0	6	11	0.00	0.500						
42 Jason Bergmann, R (8,1) ERA: 5.13	0.1	H	2	0	0	0	0	1	0	0	0	6	11	0.00	3.000						
54 Mike MacDougal, R (8,1) ERA: 3.61	1.2	S	6	2	1	1	1	1	0	0	0	11	20	5.40	1.800						



Batter	1	2	3	4	5	6	7	8	9	AB	R	H	RBI	BB	SO	LOB	TOP				
22 Willie Harris, L OBP: 0.364, SLG: 0.399										4	1	0	0	1	1	2	<b>Washington Nationals @ Florida Marlins</b> Land Shark Stadium, Miami, FL Sat Sep 12 2009, 6:10 PM EDT Att: 38,214 - Drizzle - 76 F				
6 Ian Desmond, R OBP: 0.376, SLG: 1.500										4	0	4	0	1	0	0					
11 Ryan Zimmerman, R (1,5) OBP: 0.365, SLG: 0.520										5	0	1	0	0	2	6					
44 Adam Dunn, L OBP: 0.409, SLG: 0.565										4	0	1	1	0	2	4					
28 Michael Morse, R OBP: 0.333, SLG: 0.467										0	0	0	0	0	0	0					
16 Josh Willingham, R OBP: 0.390, SLG: 0.537										2	0	0	0	2	2	2					
30 Justin Maxwell, R OBP: 0.314, SLG: 0.400										4	2	2	2	0	1	4					
7 Josh Bard, S OBP: 0.297, SLG: 0.349									4	0	0	0	0	0	0	0					
12 Alberto Gonzalez, R OBP: 0.293, SLG: 0.359										4	0	1	0	0	0	0					
43 Marco Estrada, R ERA: 4.43										0	0	0	0	0	0	0					
52 Saul Rivera, R ERA: 2.08										1B: 5	SF: 0	WP: 0	PA: 39								
<b>Inning Stats</b>	R: 0 E: 0 K: 3 S: 16	H: 1 LOB: 2 BB: 1 P: 27	R: 1 E: 0 K: 0 S: 10	H: 2 LOB: 1 BB: 0 P: 13	R: 0 E: 0 K: 1 S: 11	H: 1 LOB: 2 BB: 1 P: 18	R: 0 E: 0 K: 0 S: 5	H: 0 LOB: 0 BB: 0 P: 5	R: 1 E: 0 K: 1 S: 15	H: 2 LOB: 2 BB: 2 P: 28	R: 0 E: 0 K: 1 S: 8	H: 0 LOB: 0 BB: 0 P: 12	R: 0 E: 0 K: 2 S: 10	H: 1 LOB: 1 BB: 0 P: 13	R: 1 E: 0 K: 1 S: 7	H: 1 LOB: 0 BB: 0 P: 11	R: 0 E: 0 K: 0 S: 7	H: 2 LOB: 1 BB: 0 P: 11	1B: 5 2B: 3 3B: 0 HR: 2	SF: 0 SAC: 1 DP: 2 HBP: 0	WP: 0 PB: 0 SB: 0 CS: 0
<b>PITCHER</b>	IP WLS BF H R ER SO BB IBB HBP BLK WP HR S P ERA WHIP	19 Anibal Sánchez, R (1, 1) 4.2 23 6 2 2 4 4 0 0 0 0 1 54 87 3.86 2.143	64 Tim Wood, R (5, 1) 1.1 W 4 0 0 0 2 0 0 0 0 0 0 0 11 16 0.00 0.000	48 Brendan Donnelly, R (7, 1) 1.0 4 1 0 0 2 0 0 0 0 0 0 10 13 0.00 1.000	22 Matt Lindstrom, R (8, 1) 1.0 4 1 1 1 1 0 0 0 0 0 1 7 11 9.00 1.000	37 Renyel Pinto, L (9, 1) 1.0 4 2 0 0 0 0 0 0 0 0 0 7 11 0.00 2.000	<b>PITCHER</b>	IP WLS BF H R ER SO BB IBB HBP BLK WP HR S P ERA WHIP	58 Zack Segovia, R (8, 1) 1.0 5 1 1 1 1 1 0 0 0 0 0 14 28 9.00 2.000												

Batter	1	2	3	4	5	6	7	8	9	AB	R	H	RBI	BB	SO	LOB	BOTTOM		
8 Chris Coghlan, L OBP: 0.382, SLG: 0.445										4	2	2	0	1	0	1	<b>Washington Nationals @ Florida Marlins</b> Land Shark Stadium, Miami, FL Sat Sep 12 2009, 6:10 PM EDT Att: 38,214 - Drizzle - 76 F		
20 Nick Johnson, L OBP: 0.431, SLG: 0.418										2	2	0	0	3	0	1			
13 Andy González, R (8, FR) OBP: 0.091, SLG: 0.273										0	0	0	0	0	0	0			
2 Hanley Ramirez, R OBP: 0.423, SLG: 0.575										3	1	0	1	1	1	4			
3 Jorge Cantu, R OBP: 0.342, SLG: 0.440										4	2	2	5	1	1	2			
21 John Baker, L OBP: 0.346, SLG: 0.421										4	1	0	0	0	1	3			
6 Dan Uggla, R OBP: 0.357, SLG: 0.462										4	0	1	0	0	1	3			
12 Cody Ross, R OBP: 0.326, SLG: 0.477										4	1	2	2	0	1	2			
25 Brett Carroll, R OBP: 0.327, SLG: 0.461										3	1	1	1	0	0	0			
19 Anibal Sánchez, R (1, 1)										1	0	0	0	1	1	0			
<b>Inning Stats</b>	R: 3 E: 0 K: 3 S: 20	H: 2 LOB: 0 BB: 1 P: 32	R: 0 E: 0 K: 1 S: 8	H: 0 LOB: 0 BB: 0 P: 11	R: 2 E: 0 K: 1 S: 19	H: 2 LOB: 2 BB: 2 P: 36	R: 0 E: 0 K: 0 S: 6	H: 0 LOB: 1 BB: 1 P: 15	R: 0 E: 0 K: 0 S: 12	H: 0 LOB: 1 BB: 1 P: 22	R: 3 E: 0 K: 0 S: 17	H: 3 LOB: 3 BB: 0 P: 26	R: 2 E: 0 K: 0 S: 8	H: 1 LOB: 1 BB: 1 P: 20	R: 1 E: 0 K: 1 S: 14	H: 1 LOB: 2 BB: 1 P: 28	1B: 3 2B: 2 3B: 1 HR: 3	SF: 2 SAC: 0 DP: 0 HBP: 1	WP: 1 PB: 0 SB: 0 CS: 0
<b>PITCHER</b>	IP WLS BF H R ER SO BB IBB HBP BLK WP HR S P ERA WHIP	53 Marco Estrada, R (1, 1) 2.1 L 13 3 0 0 1 0 0 0 0 0 0 12 18 0.00 1.500	52 Saul Rivera, R (3, 1) 0.2 3 1 0 0 1 0 0 0 0 0 0 12 18 0.00 1.500	48 Ross Detwiler, L (4, 1) 2.0 8 0 0 0 0 2 0 0 0 0 0 18 37 0.00 1.000	26 Logan Kensing, R (6, 1) 1.0 6 3 3 3 0 0 0 0 0 0 2 17 26 27.00 3.000	56 Victor Garate, L (7, 1) 1.0 6 1 2 2 0 1 0 1 0 0 0 8 20 18.00 2.000	<b>PITCHER</b>	IP WLS BF H R ER SO BB IBB HBP BLK WP HR S P ERA WHIP	58 Zack Segovia, R (8, 1) 1.0 5 1 1 1 1 1 0 0 0 0 0 14 28 9.00 2.000										







Batter	1	2	3	4	5	6	7	8	9	AB	R	H	RBI	BB	SO	LOB	TOP					
30 Justin Maxwell, R (1,8) OBP: 0.317, SLG: 0.377										4	0	2	0	0	1	0	<p>Washington Nationals @ Philadelphia Phillies Citizens Bank Park, Philadelphia, PA Tue Sep 15 2009, 7:05 PM EDT Att. 44,521 - Clear - 78 F</p> <p>livebaseballscorecards.com</p> <p>AB 30 R 0 H 6 RBI 0 BB 3 SO 9 LOB 12</p>					
15 Cristian Guzman, S (1,6) OBP: 0.317, SLG: 0.404										3	0	0	0	1	1							
11 Ryan Zimmerman, R (1,5) OBP: 0.362, SLG: 0.516										4	0	0	0	0	1	2						
44 Adam Dunn, L (1,3) OBP: 0.411, SLG: 0.562										3	0	1	0	1	0	0						
16 Josh Willingham, R (1,7) OBP: 0.389, SLG: 0.534										4	0	1	0	0	1	3						
34 Elijah Dukes, R (1,9) OBP: 0.337, SLG: 0.412										3	0	0	0	1	1							
7 Josh Bard, S (1,2) OBP: 0.296, SLG: 0.351										4	0	1	0	0	3	4						
12 Alberto Gonzalez, R (1,4) OBP: 0.288, SLG: 0.353										3	0	0	0	0	0	1						
49 Garrett Mock, S (1,1) OBP: 0.100, SLG: 0.100										1	0	1	0	0	0	0						
52 Saul Rivera, S (7,1) OBP: 0.500, SLG: 0.333										0	0	0	0	0	0	0						
41 Ron Villone, L (7,1) OBP: 0.294, SLG: 0.412										0	0	0	0	0	0	0						
2B Michael Morse, R (8,PH) OBP: 0.294, SLG: 0.412										1	0	0	0	0	1	0						
26 Logan Kensing, R (8,1) OBP: 0.294, SLG: 0.412										0	0	0	0	0	0	0						
<b>Inning Stats</b>	R: 0 E: 0 K: 3 S: 10	H: 0 LOB: 0 BB: 0 P: 13	R: 0 E: 0 K: 0 S: 7	H: 0 LOB: 0 BB: 0 P: 9	R: 0 E: 0 K: 0 S: 6	H: 2 LOB: 2 BB: 0 P: 9	R: 0 E: 0 K: 2 S: 13	H: 0 LOB: 3 BB: 0 P: 27	R: 0 E: 0 K: 0 S: 5	H: 1 LOB: 0 BB: 0 P: 5	R: 0 E: 0 K: 0 S: 12	H: 1 LOB: 1 BB: 0 P: 17	R: 0 E: 0 K: 1 S: 9	H: 0 LOB: 0 BB: 0 P: 14	R: 0 E: 0 K: 1 S: 12	H: 1 LOB: 1 BB: 0 P: 16	R: 0 E: 0 K: 2 S: 10	H: 1 LOB: 1 BB: 0 P: 14	1B: 5 2B: 1 3B: 0 HR: 0	SF: 0 SAC: 1 DP: 0 HBP: 0	WP: 0 PB: 0 SB: 0 CS: 0	PA: 34
<b>PITCHER</b> 34 Cliff Lee, L (1,1) ERA: 3.0	IP: 9.0 WLS: W BF: 34 H: 6 R: 0 ER: 0 SO: 9 BB: 3 IBB: 0 HBP: 0 BLK: 0 WP: 0 HR: 0 S: 84 P: 124 ERA: 0.00 WHIP: 1.000															<b>PITCHER</b>						

Batter	1	2	3	4	5	6	7	8	9	AB	R	H	RBI	BB	SO	LOB	BOTTOM			
11 Jimmy Rollins, S (1,6) OBP: 0.290, SLG: 0.411										4	1	2	1	0	0	0	<p>Washington Nationals @ Philadelphia Phillies Citizens Bank Park, Philadelphia, PA Tue Sep 15 2009, 7:05 PM EDT Att. 44,521 - Clear - 78 F</p> <p>livebaseballscorecards.com</p> <p>AB 32 R 5 H 10 RBI 5 BB 3 SO 3 LOB 12</p>			
8 Shane Victorino, S (1,8) OBP: 0.386, SLG: 0.459										3	0	1	0	0	0	2				
26 Chase Utley, L (1,4) OBP: 0.413, SLG: 0.539										4	0	1	1	0	0	2				
6 Ryan Howard, L (1,3) OBP: 0.349, SLG: 0.553										3	0	0	0	1	0	1				
29 Raul Ibanez, L (1,7) OBP: 0.345, SLG: 0.566										3	1	1	0	1	0	2				
28 Jayson Werth, R (1,9) OBP: 0.372, SLG: 0.521										4	1	3	0	0	0	1				
7 Pedro Feliz, R (1,5) OBP: 0.314, SLG: 0.390										3	1	0	0	1	1	2				
Carlos Ruiz, R (1,2) OBP: 0.356, SLG: 0.434										4	1	2	3	0	0	0				
34 Cliff Lee, L (1,1) OBP: 0.242, SLG: 0.281										4	0	0	0	0	2	2				
<b>Inning Stats</b>	R: 1 E: 0 K: 0 S: 10	H: 2 LOB: 0 BB: 0 P: 17	R: 4 E: 0 K: 0 S: 16	H: 4 LOB: 1 BB: 1 P: 31	R: 0 E: 0 K: 1 S: 8	H: 1 LOB: 1 BB: 0 P: 17	R: 0 E: 0 K: 0 S: 7	H: 0 LOB: 1 BB: 0 P: 12	R: 0 E: 0 K: 0 S: 10	H: 0 LOB: 0 BB: 0 P: 18	R: 0 E: 0 K: 1 S: 8	H: 0 LOB: 2 BB: 0 P: 12	R: 0 E: 0 K: 0 S: 10	H: 1 LOB: 2 BB: 1 P: 20	R: 0 E: 0 K: 1 S: 10	H: 2 LOB: 1 BB: 0 P: 18		1B: 6 2B: 4 3B: 0 HR: 0	SF: 0 SAC: 1 DP: 2 HBP: 0	WP: 0 PB: 0 SB: 0 CS: 0
<b>PITCHER</b> 49 Garrett Mock, R (1,1) ERA: 5.89	IP: 6.0 WLS: L BF: 27 H: 7 R: 5 ER: 5 SO: 2 BB: 2 IBB: 0 HBP: 0 BLK: 0 WP: 0 HR: 0 S: 59 P: 107 ERA: 7.50 WHIP: 1.500															<b>PITCHER</b>				
52 Saul Rivera, R (7,1) ERA: 5.46	0.1	2	1	0	0	0	0	0	0	0	0	5	7	0.00	3.000					
41 Ron Villone, L (7,1) ERA: 4.14	0.2	3	0	0	0	0	1	0	0	0	0	5	13	0.00	1.500					
26 Logan Kensing, R (8,1) ERA: 10.67	1.0	4	2	0	0	1	0	0	0	0	0	10	18	0.00	2.000					



















Batter	1	2	3	4	5	6	7	8	9	AB	R	H	RBI	BB	SO	LOB	TOP										
22 Willie Harris, L (1,8) OBP: 0.363, SLG: 0.385										4	0	0	0	0	0	1	Washington Nationals @ New York Mets Citi Field, Flushing, NY Sun Sep 20 2009, 1:10 PM EDT Att: 38,347 - Partly Cloudy - 70 F										
6 Ian Desmond, R (1,6) OBP: 0.412, SLG: 0.625										4	1	1	0	0	0	0											
11 Ryan Zimmerman, R (1,5) OBP: 0.360, SLG: 0.515										4	1	1	1	0	0	0											
44 Adam Dunn, L (1,3) OBP: 0.405, SLG: 0.549										4	0	1	1	0	0	0											
16 Josh Willingham, R (1,7) OBP: 0.383, SLG: 0.526										4	0	1	0	0	0	1											
34 Elijah Dukes, R (1,9) OBP: 0.340, SLG: 0.417										3	0	0	0	0	1	0											
12 Alberto Gonzalez, R (1,4) OBP: 0.288, SLG: 0.351										3	0	1	0	0	0	0											
15 Cristian Guzman, S (9,PH) OBP: 0.310, SLG: 0.394										1	0	0	0	0	1	2											
32 Jamie Burke, R (1,2) OBP: 0.178, SLG: 0.190										1	0	0	0	0	1	1											
24 Pete Orr, L (8,PH) OBP: 0.321, SLG: 0.449										1	0	0	0	0	0	0											
58 Zack Segovia, R (8,PH) OBP: 0.340, SLG: 0.417										0	0	0	0	0	0	0											
56 Victor Garate, L (8,1) OBP: 0.293, SLG: 0.363										1	0	0	0	0	0	2											
7 Josh Bard, S (8,PH) OBP: 0.293, SLG: 0.363										1	0	0	0	0	0	0											
<b>Inning Stats</b>	R: 0 E: 0 K: 10 S: 10	H: 0 LOB: 0 BB: 0 P: 14	R: 0 E: 0 K: 8 S: 8	H: 0 LOB: 0 BB: 12 P: 12	R: 0 E: 0 K: 11 S: 11	H: 0 LOB: 1 BB: 1 P: 17	R: 0 E: 0 K: 9 S: 9	H: 2 LOB: 0 BB: 0 P: 15	R: 0 E: 0 K: 12 S: 12	H: 0 LOB: 2 BB: 0 P: 17	R: 0 E: 0 K: 9 S: 9	H: 0 LOB: 0 BB: 10 P: 10	R: 0 E: 0 K: 6 S: 6	H: 0 LOB: 0 BB: 10 P: 10	R: 0 E: 0 K: 7 S: 7	H: 0 LOB: 0 BB: 10 P: 10	R: 2 E: 0 K: 20 S: 20	H: 3 LOB: 2 BB: 1 P: 31	1B: 4 2B: 1 3B: 0 HR: 0	SF: 0 SAC: 1 DP: 0 HBP: 0	WP: 0 PB: 0 CS: 0	PA: 34					
<b>PITCHER</b>	IP	WLS	BF	H	R	ER	SO	BB	IBB	HBP	BLK	WP	HR	S	P	ERA	WHIP										
33 John Maine, R (1,1) ERA: 4.13	5.0	W	18	2	0	0	1	1	0	0	0	0	0	50	75	0.00	0.600										
64 Elmer Dessens, R (8,1) ERA: 2.9	2.0		6	0	0	0	0	0	0	0	0	0	0	15	20	0.00	0.000										
50 Sean Green, R (8,1) ERA: 4.71	1.0		3	0	0	0	0	0	0	0	0	0	0	7	10	0.00	0.000										
43 Brian Stokes, R (9,1) ERA: 4.31	0.2		6	3	2	2	1	1	0	0	0	0	0	16	26	27.00	6.000										
75 Francisco Rodriguez, R (9,1) ERA: 3.98	0.1	S	1	0	0	0	1	0	0	0	0	0	0	4	5	0.00	0.000										

Batter	1	2	3	4	5	6	7	8	9	AB	R	H	RBI	BB	SO	LOB	BOTTOM												
16 Angel Pagán, S (1,7) OBP: 0.343, SLG: 0.488										5	1	3	0	0	1	2	Washington Nationals @ New York Mets Citi Field, Flushing, NY Sun Sep 20 2009, 1:10 PM EDT Att: 38,347 - Partly Cloudy - 70 F												
1 Luis Castillo, S (1,4) OBP: 0.396, SLG: 0.355										3	0	2	0	0	0	1													
5 David Wright, R (1,5) OBP: 0.398, SLG: 0.454										4	1	0	0	0	2	5													
15 Carlos Beltrán, S (1,8) OBP: 0.424, SLG: 0.524										4	1	2	1	0	0	2													
28 Daniel Murphy, L (1,3) OBP: 0.313, SLG: 0.419										4	1	2	2	0	0	1													
12 Jeff Francoeur, R (1,9) OBP: 0.309, SLG: 0.413										3	1	0	0	1	1	2													
30 Josh Thole, L (1,2) OBP: 0.375, SLG: 0.361										2	1	1	1	2	0	0													
23 Brian Schneider, L (9,2) OBP: 0.282, SLG: 0.321										0	0	0	0	0	0	0													
4 Wilson Valdez, R (1,6) OBP: 0.333, SLG: 0.333										3	0	1	2	1	0	2													
33 John Maine, R (1,1) ERA: 4.13	7.0	L	30	9	4	4	5	2	0	0	0	0	0	0	1	1		Washington Nationals @ New York Mets Citi Field, Flushing, NY Sun Sep 20 2009, 1:10 PM EDT Att: 38,347 - Partly Cloudy - 70 F											
64 Elmer Dessens, R (8,1) ERA: 18.0	0.2		4	1	2	2	0	2	0	0	0	0	0	13	26	27.00	4.500												
19 Cory Sullivan, L (7,PH) ERA: 18.0	0.0		1	1	0	0	0	0	0	0	0	0	0	3	5	∞	∞												
50 Sean Green, R (8,1) ERA: 18.0	0.0		1	0	0	0	0	0	0	0	0	0	0	3	5	∞	∞												
17 Fernando Tatis, R (8,PH) ERA: 10.43	0.1		2	0	0	0	1	1	0	0	0	0	0	5	12	0.00	3.000												
43 Brian Stokes, R (9,1) ERA: 10.43	0.1		2	0	0	0	1	1	0	0	0	0	0	5	12	0.00	3.000												
<b>Inning Stats</b>	R: 1 E: 0 K: 1 S: 12	H: 2 LOB: 0 BB: 0 P: 15	R: 1 E: 0 K: 7 S: 7	H: 2 LOB: 0 BB: 9 P: 9	R: 3 E: 0 K: 17 S: 17	H: 4 LOB: 1 BB: 0 P: 27	R: 0 E: 0 K: 12 S: 12	H: 0 LOB: 1 BB: 1 P: 18	R: 0 E: 0 K: 8 S: 8	H: 1 LOB: 1 BB: 0 P: 13	R: 0 E: 0 K: 9 S: 9	H: 0 LOB: 1 BB: 1 P: 14	R: 0 E: 0 K: 2 S: 11	H: 1 LOB: 1 BB: 0 P: 19	R: 2 E: 0 K: 21 S: 21	H: 2 LOB: 2 BB: 3 P: 43	1B: 7 2B: 3 3B: 2 HR: 0		SF: 0 SAC: 1 DP: 2 HBP: 0	WP: 0 PB: 0 CS: 1	PA: 38								
<b>PITCHER</b>	IP	WLS	BF	H	R	ER	SO	BB	IBB	HBP	BLK	WP	HR	S	P	ERA	WHIP												
49 Garrett Mock, R (1,1) ERA: 5.83	7.0	L	30	9	4	4	5	2	0	0	0	0	0	0	15	115	5.14		1.571										
56 Zack Segovia, R (8,1) ERA: 18.0	0.2		4	1	2	2	0	2	0	0	0	0	0	13	26	27.00	4.500												
56 Victor Garate, L (8,1) ERA: 18.0	0.0		1	1	0	0	0	0	0	0	0	0	0	3	5	∞	∞												
26 Logan Kensing, R (8,1) ERA: 10.43	0.1		2	0	0	0	1	1	0	0	0	0	0	5	12	0.00	3.000												

AB	31
R	2
H	5
RBI	2
BB	2
SO	3
LOB	9



AB	31
R	6
H	11
RBI	6
BB	5
SO	6
LOB	16







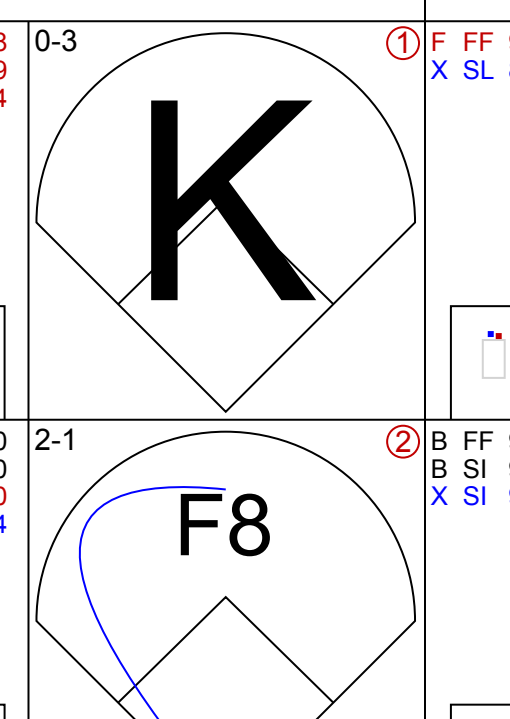
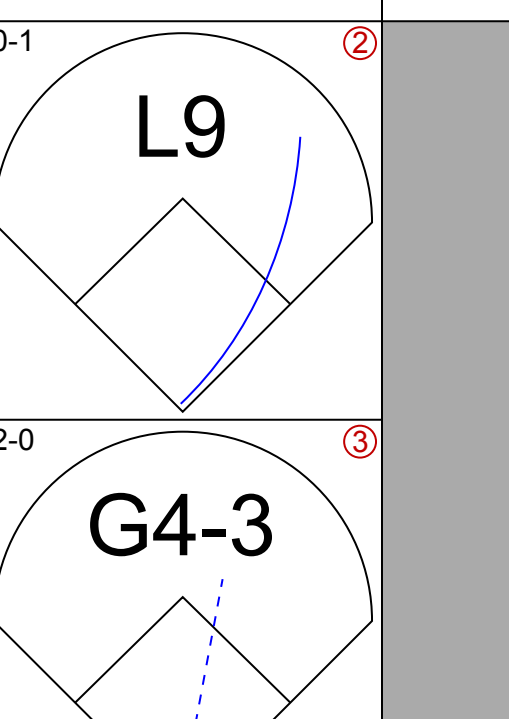
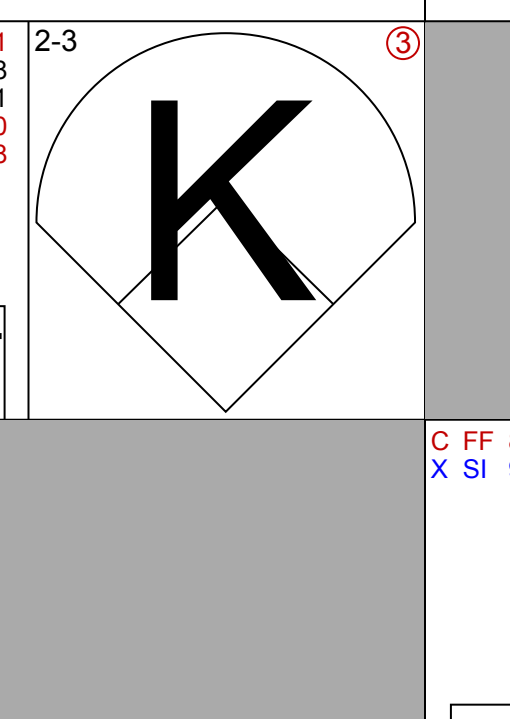
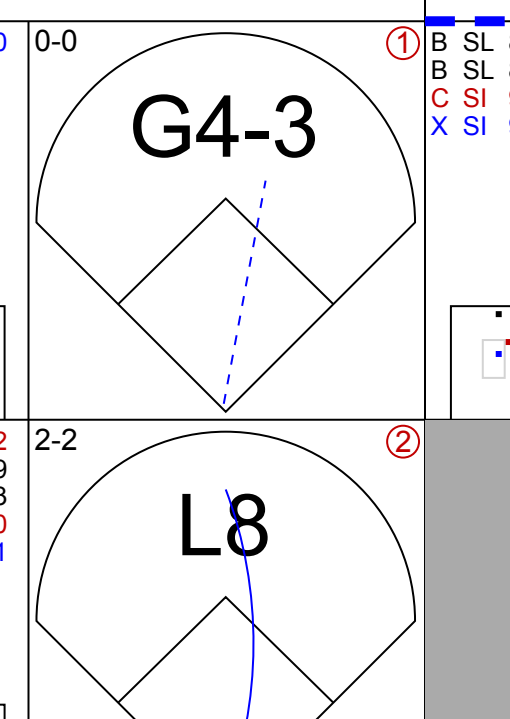
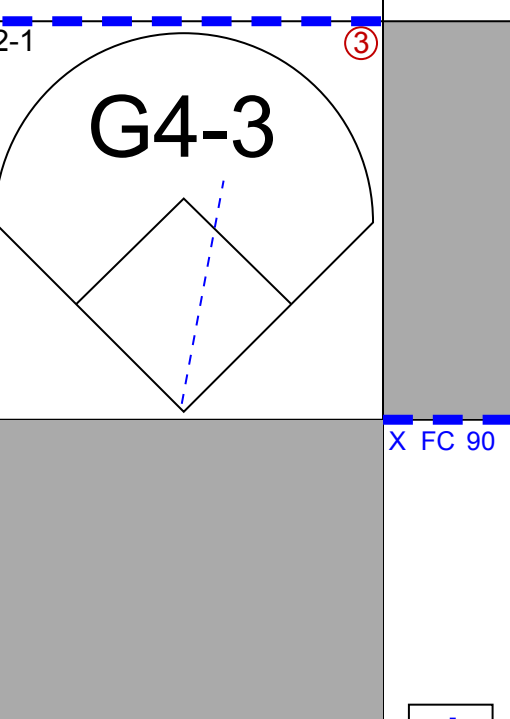
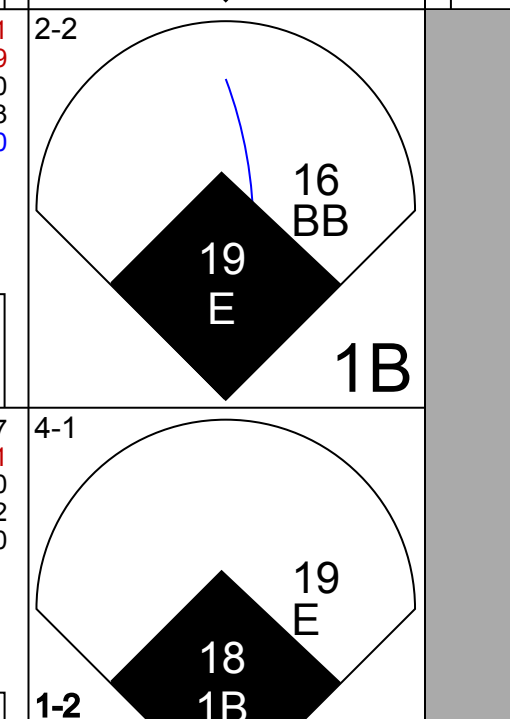
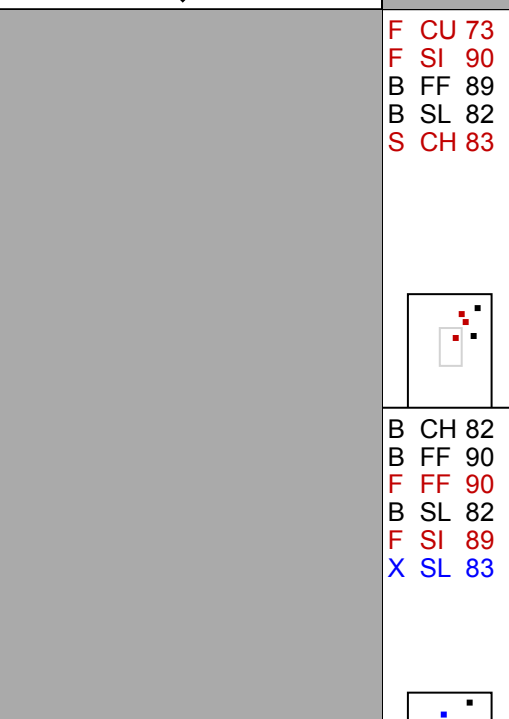
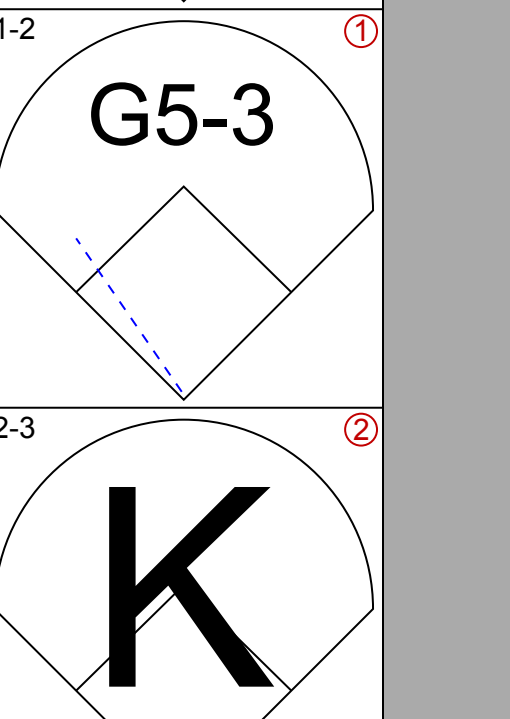
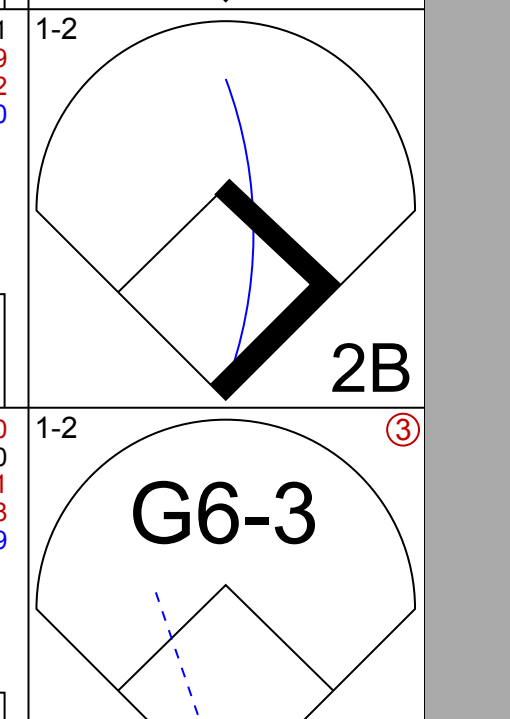
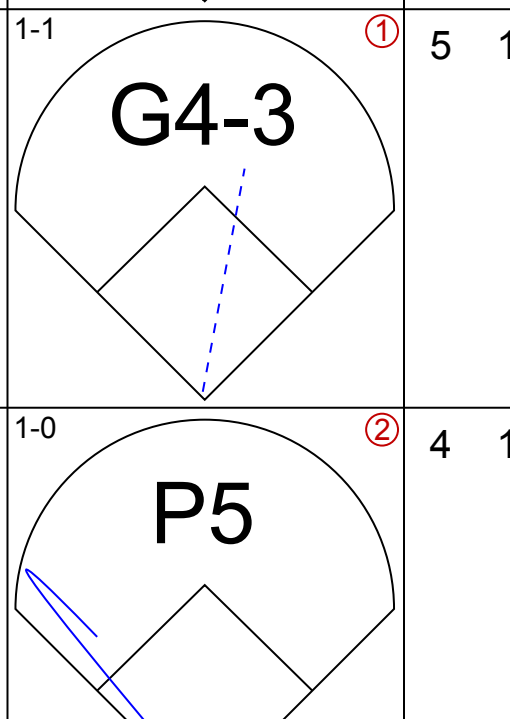
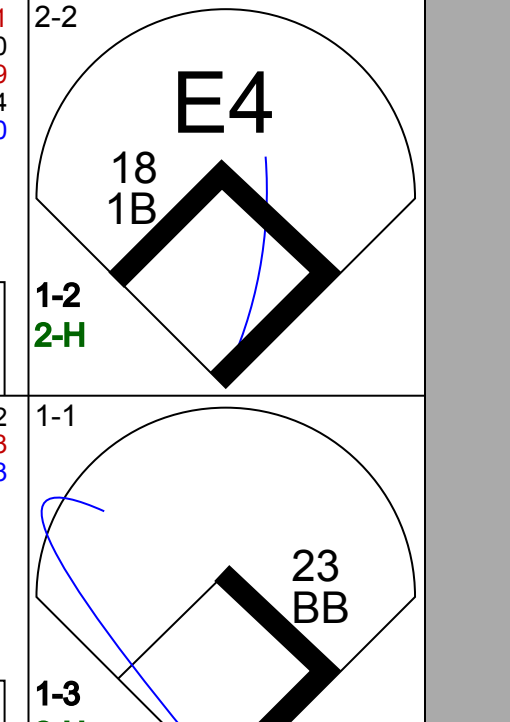
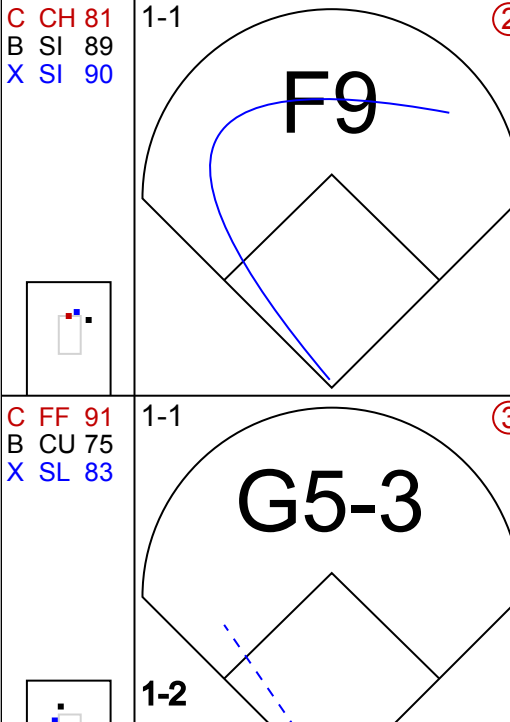
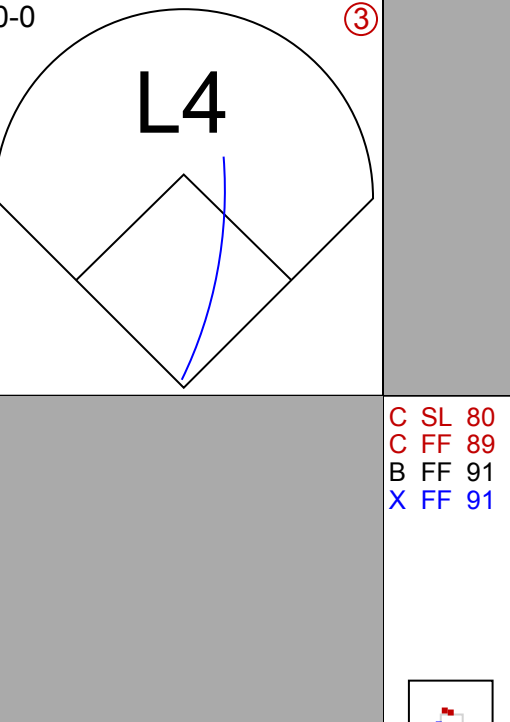
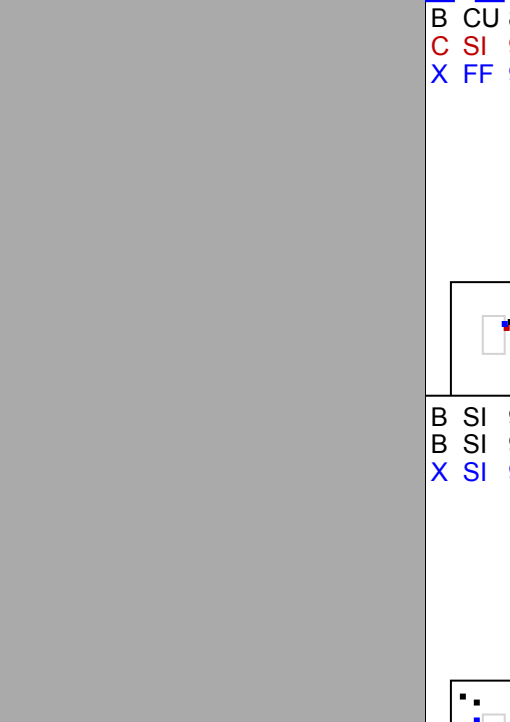
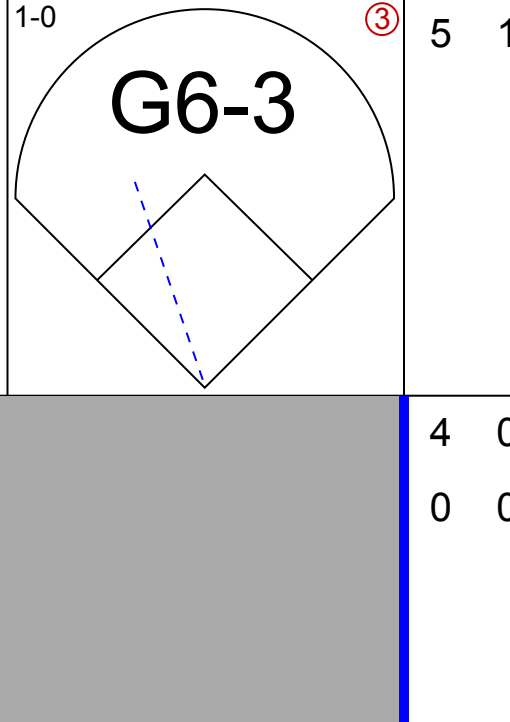
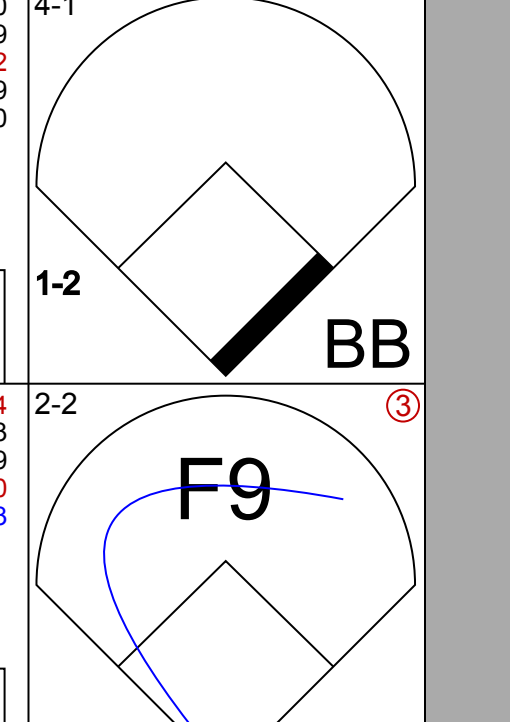

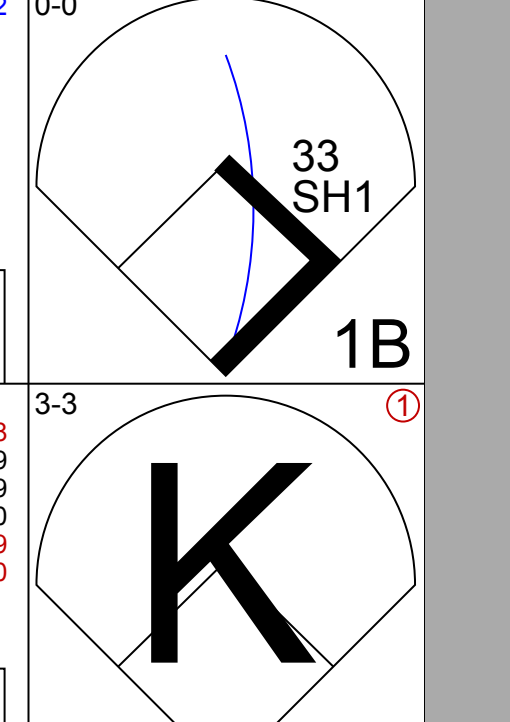



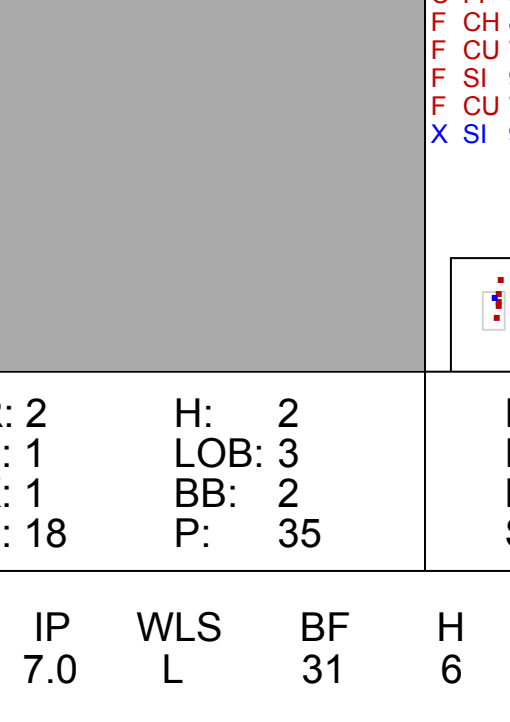
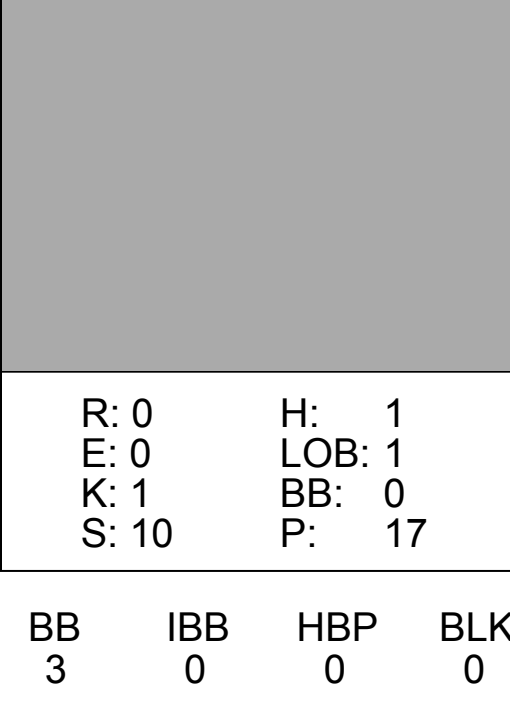
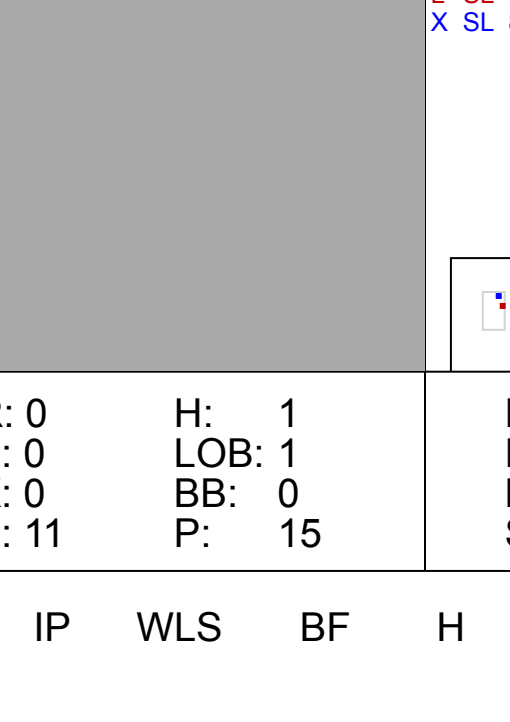
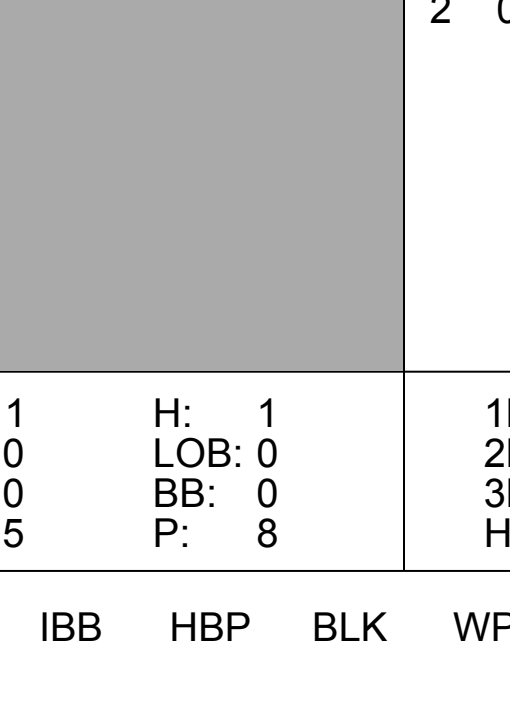
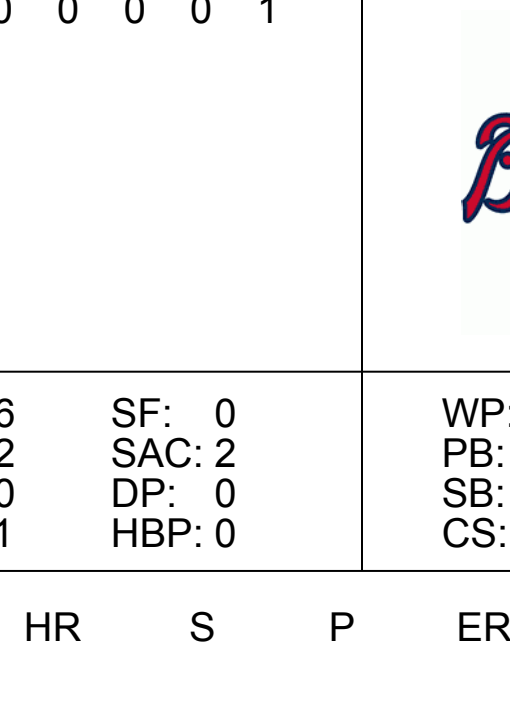
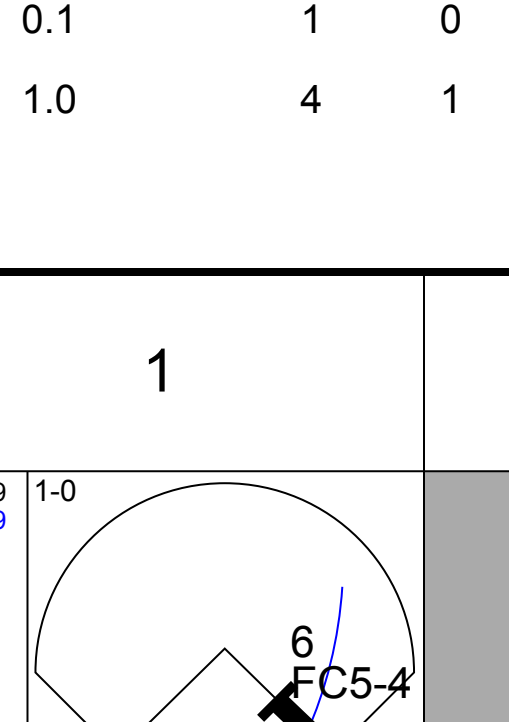
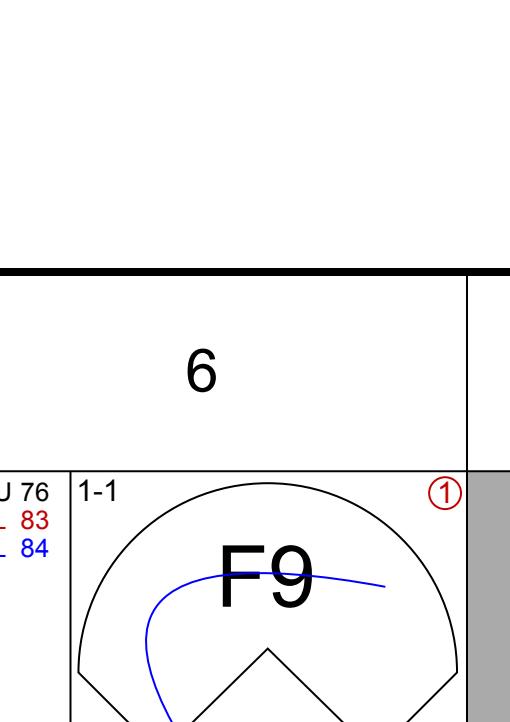
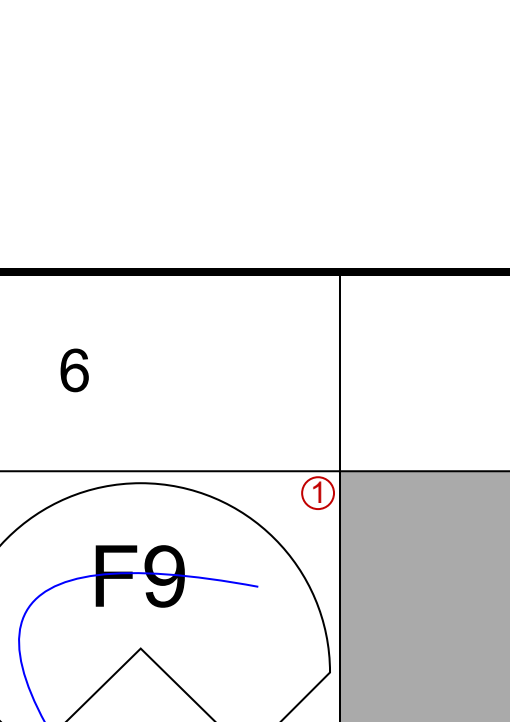
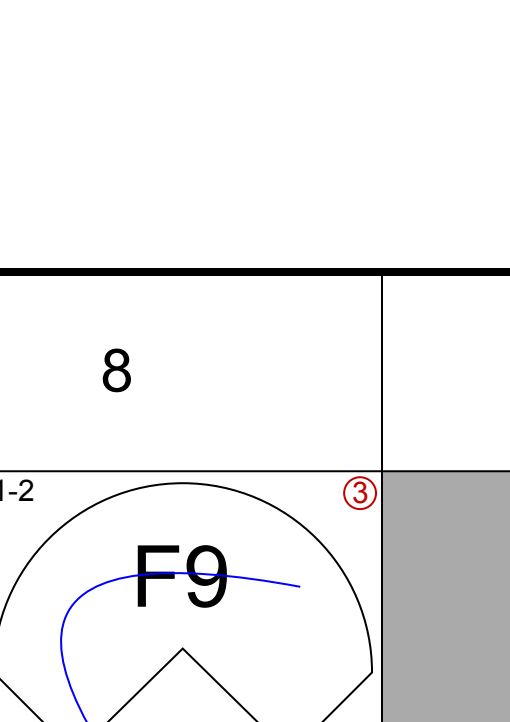
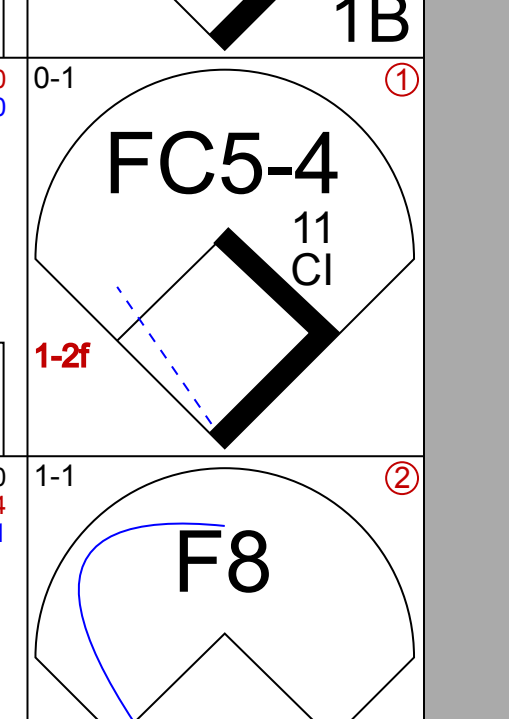

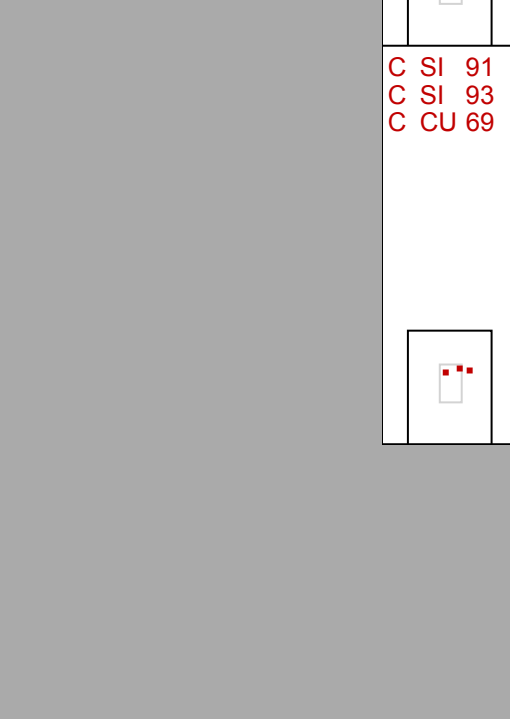
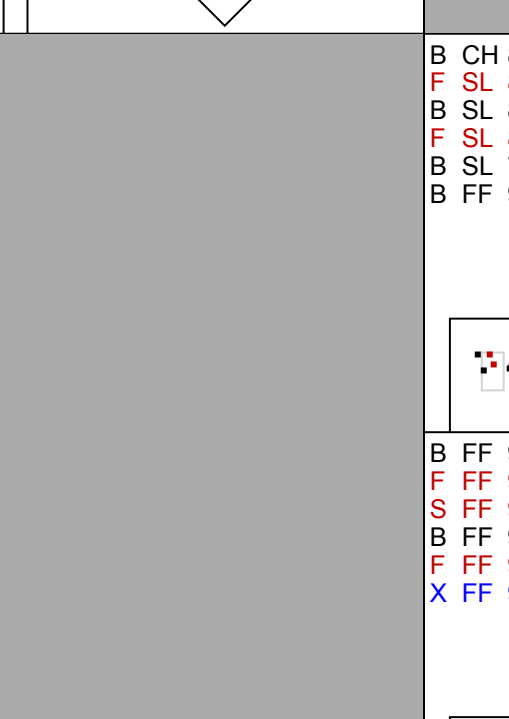


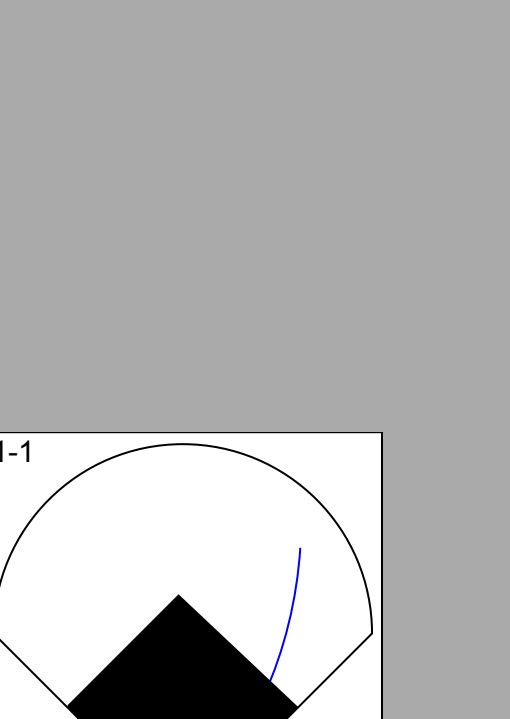
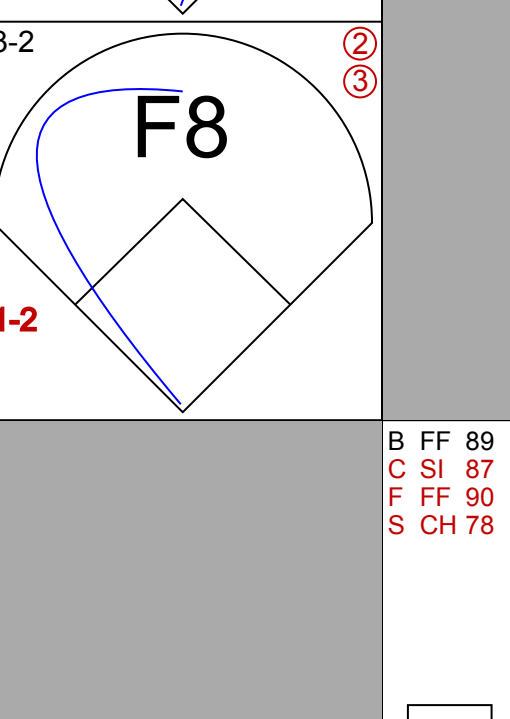
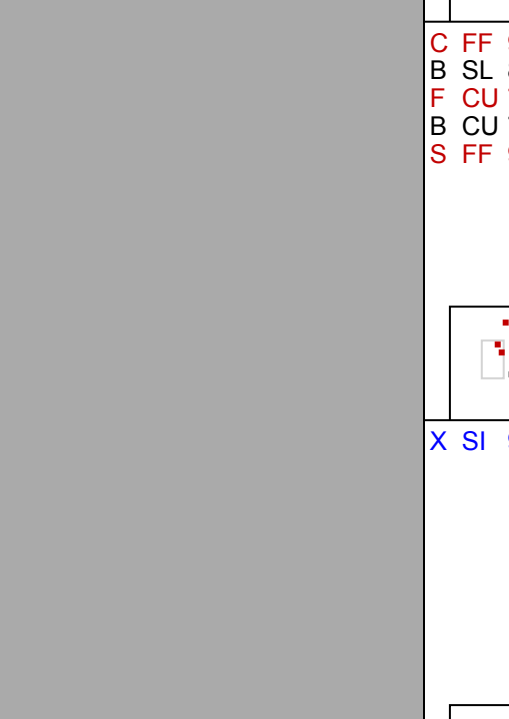

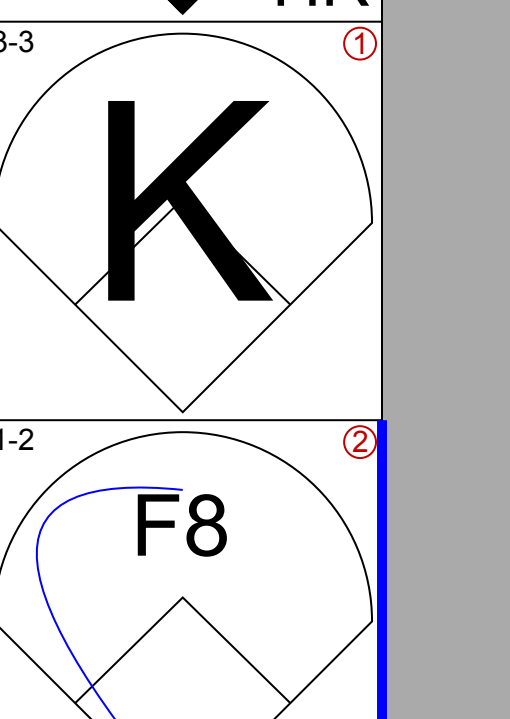








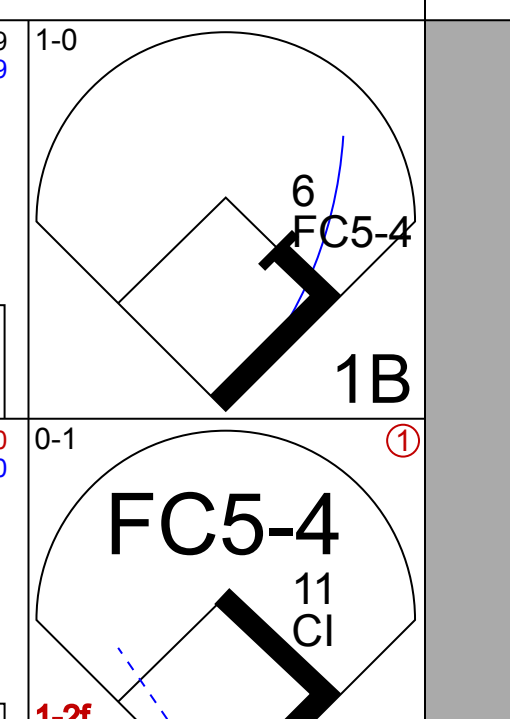
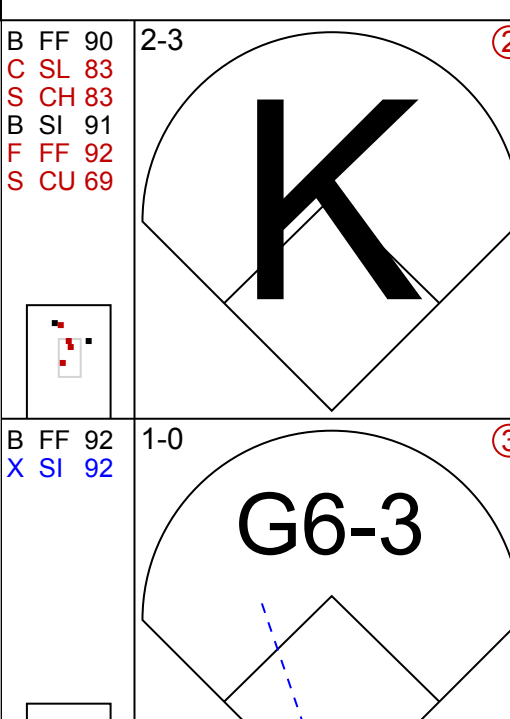
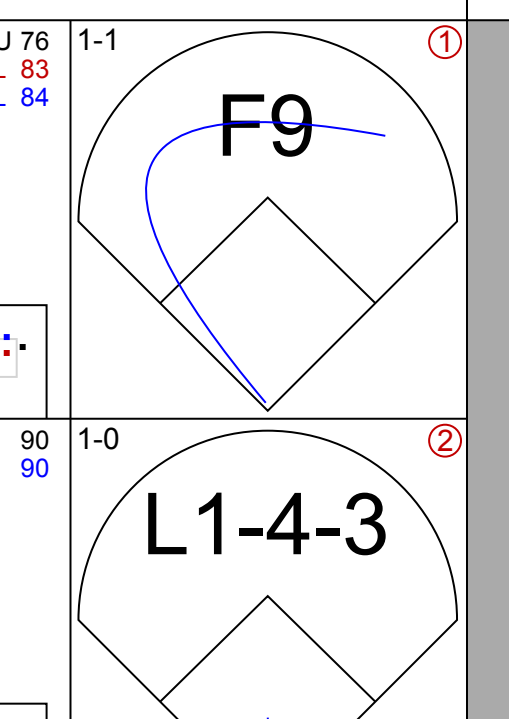
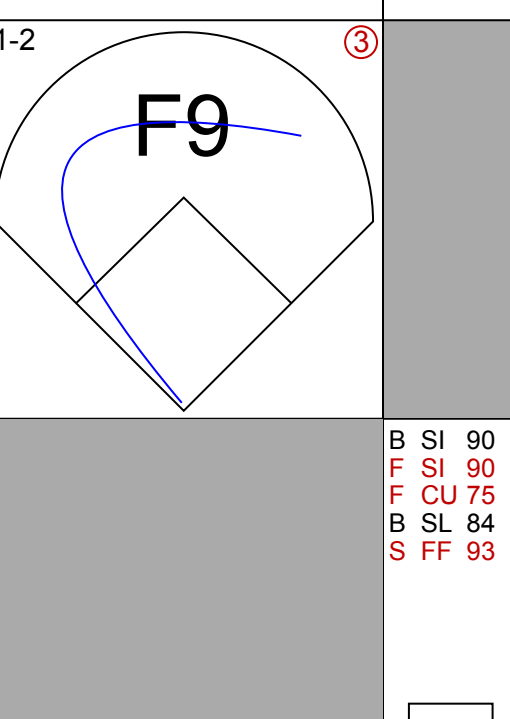
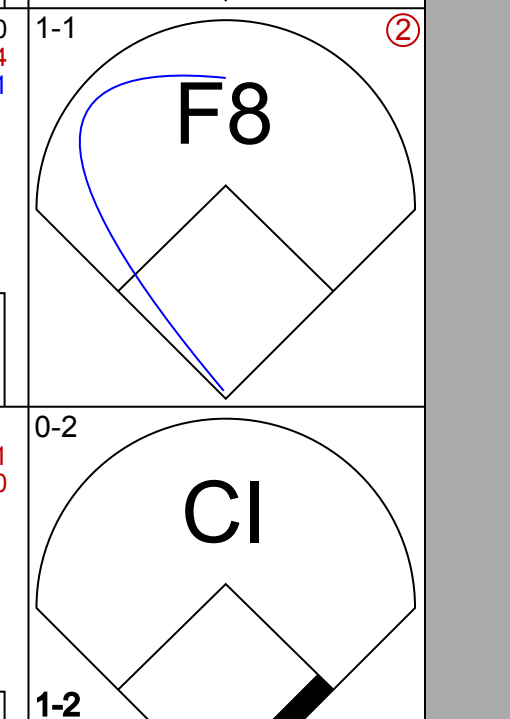

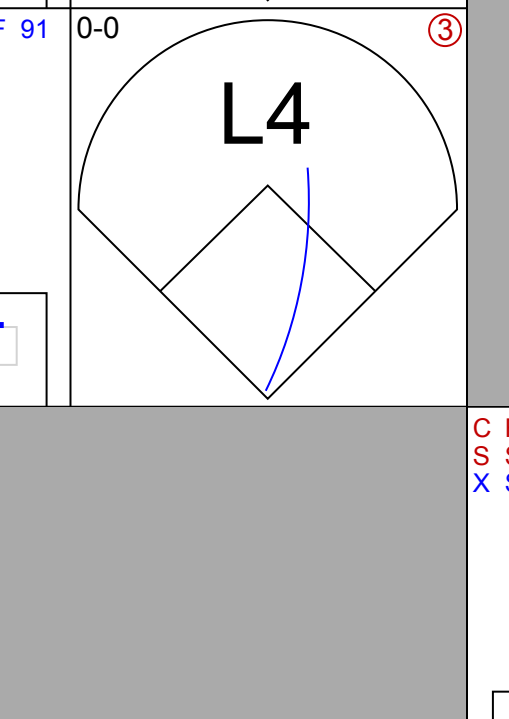
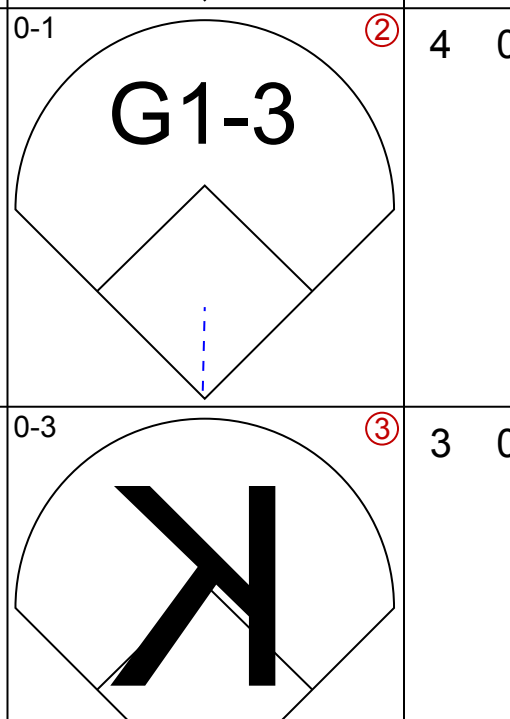
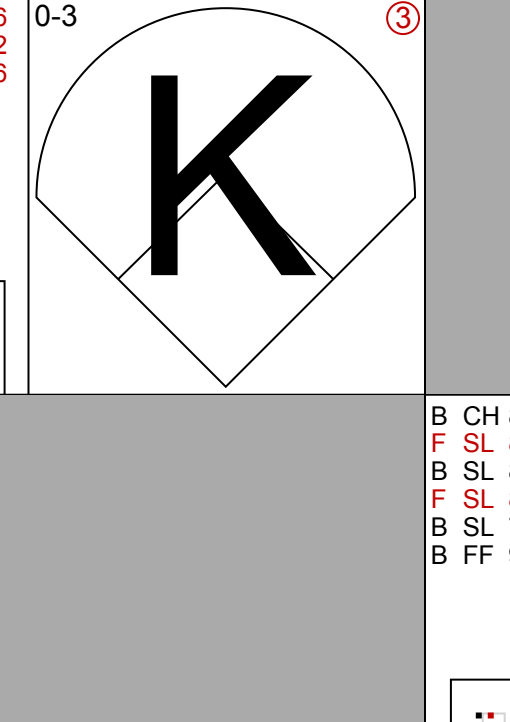
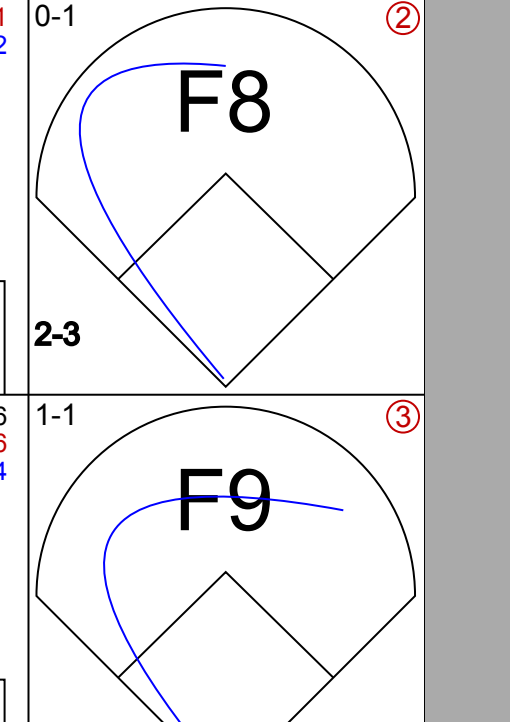


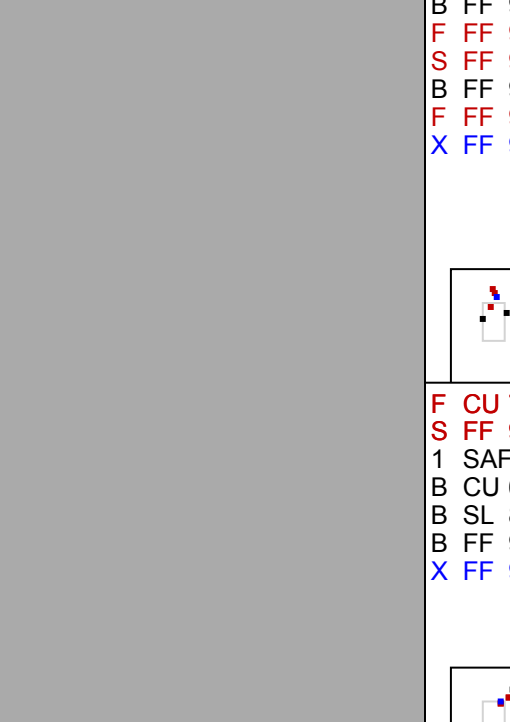
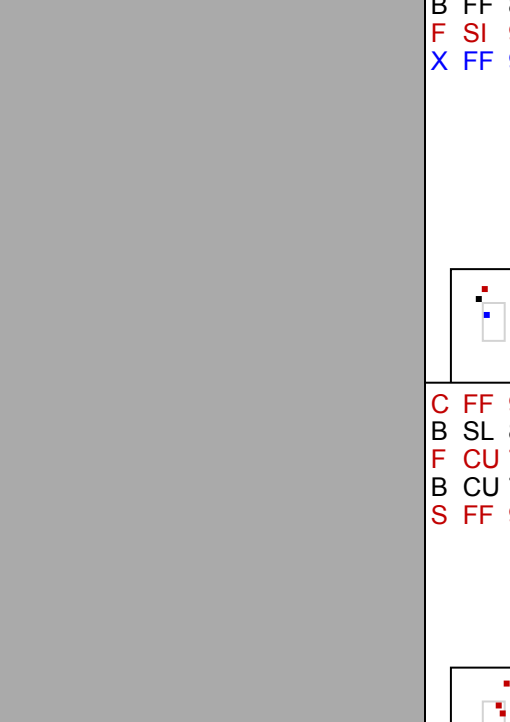
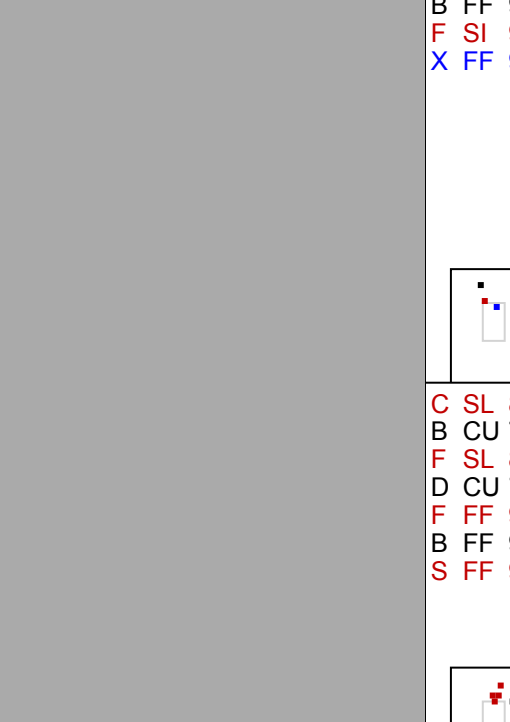

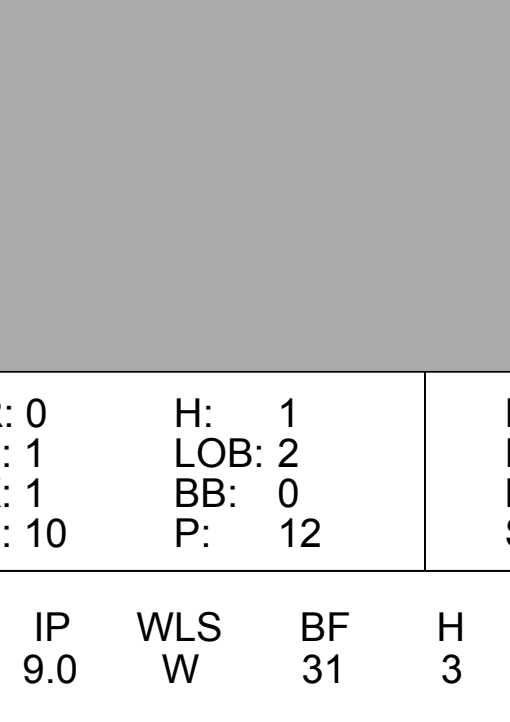
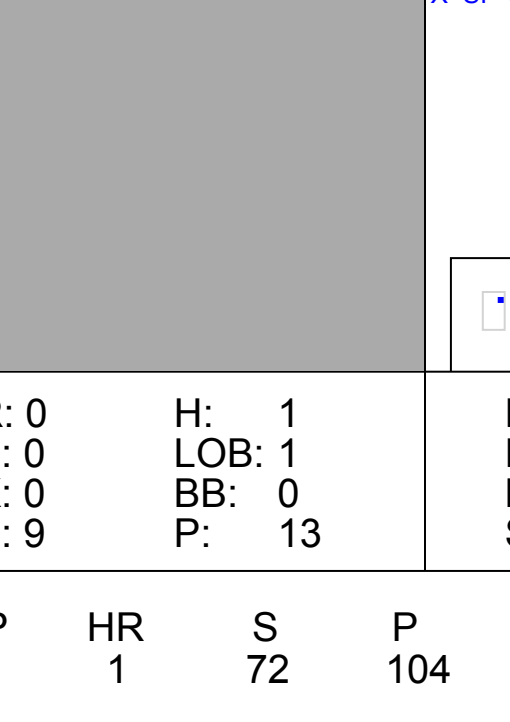
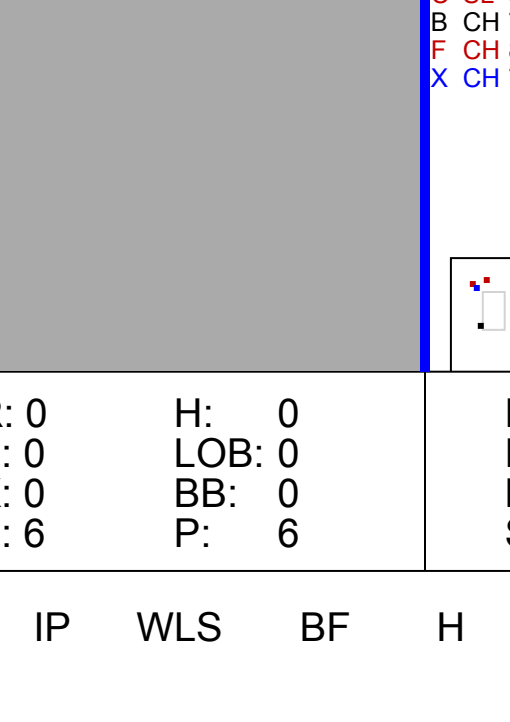





Batter	1	2	3	4	5	6	7	8	9	AB	R	H	RBI	BB	SO	LOB	TOP	
24 Nate McLouth, L OBP: 0.352, SLG: 0.442										5	0	0	0	0	2	3		
14 Martin Prado, R OBP: 0.350, SLG: 0.465										5	1	2	1	0	0	0		
10 Chipper Jones, S OBP: 0.371, SLG: 0.438										5	1	2	0	0	1	1		
16 Brian McCann, L OBP: 0.348, SLG: 0.495										4	1	1	0	1	1	2		
19 Yunel Escobar, R OBP: 0.376, SLG: 0.438										5	1	1	0	0	0	3		
18 Garrett Anderson, L OBP: 0.308, SLG: 0.412										4	0	1	1	0	0	2		
30 Reid Gorecki, R OBP: 0.231, SLG: 0.208										0	0	0	0	0	0	0		
23 Matt Diaz, R OBP: 0.398, SLG: 0.497										2	0	2	1	2	0	0		
22 Adam LaRoche, L OBP: 0.359, SLG: 0.502										3	0	0	0	1	2	5		
33 Javier Vazquez, R OBP: 0.217, SLG: 0.227										2	0	0	0	0	0	1		
<b>Inning Stats</b>	R: 2 H: 2 E: 1 K: 1 S: 18	H: 2 R: 0 ER: 0 LOB: 2 BB: 2 P: 35	R: 0 H: 0 E: 0 K: 0 S: 9	H: 1 R: 0 ER: 0 LOB: 1 BB: 0 P: 17	R: 0 H: 1 E: 0 K: 2 S: 10	H: 1 R: 0 ER: 0 LOB: 1 BB: 0 P: 14	R: 0 H: 0 E: 0 K: 1 S: 10	H: 0 R: 0 ER: 0 LOB: 1 BB: 0 P: 17	R: 0 H: 1 E: 0 K: 0 S: 11	R: 1 H: 2 E: 1 K: 0 S: 8	H: 1 R: 0 ER: 0 LOB: 2 BB: 1 P: 17	R: 1 H: 1 E: 0 K: 2 S: 8	H: 0 R: 0 ER: 0 LOB: 0 BB: 0 P: 8	1B: 6 2B: 2 3B: 0 HR: 1	SF: 0 SAC: 2 DP: 0 HBP: 0	WP: 0 PB: 0 SB: 2 CS: 0	PA: 41	
<b>PITCHER</b>	IP: 7.0 WLS: L BF: 31 ERA: 3.93	IP: 0.2 WLS: 5 BF: 2 ERA: 4.95	IP: 0.1 WLS: 1 BF: 0 ERA: 4.33	IP: 1.0 WLS: 4 BF: 1 ERA: 6.29	IP: 0.0 WLS: 0 BF: 0 ERA: 0.00	IP: 0.1 WLS: 0 BF: 1 ERA: 0.00	IP: 0.0 WLS: 0 BF: 0 ERA: 0.00	IP: 0.0 WLS: 0 BF: 0 ERA: 0.00	IP: 0.0 WLS: 0 BF: 0 ERA: 0.00	IP: 0.0 WLS: 0 BF: 0 ERA: 0.00	IP: 0.0 WLS: 0 BF: 0 ERA: 0.00	IP: 0.0 WLS: 0 BF: 0 ERA: 0.00	IP: 0.0 WLS: 0 BF: 0 ERA: 0.00	IP: 0.0 WLS: 0 BF: 0 ERA: 0.00	IP: 0.0 WLS: 0 BF: 0 ERA: 0.00	IP: 0.0 WLS: 0 BF: 0 ERA: 0.00	IP: 0.0 WLS: 0 BF: 0 ERA: 0.00	IP: 0.0 WLS: 0 BF: 0 ERA: 0.00

Atlanta Braves @ Washington Nationals  
Nationals Park, Washington, DC  
Fri Sep 25 2009, 7:05 PM EDT  
Att: 28,276 - Cloudy - 71 F

AB 35  
R 4  
H 9  
RBI 3  
BB 4  
SO 6  
LOB 17



Batter	1	2	3	4	5	6	7	8	9	AB	R	H	RBI	BB	SO	LOB	BOTTOM	
22 Willie Harris, L OBP: 0.361, SLG: 0.385										4	0	1	0	0	1	0		
6 Ian Desmond, R OBP: 0.333, SLG: 0.467										4	0	0	0	0	1	1		
44 Adam Dunn, L OBP: 0.406, SLG: 0.547										4	0	0	0	0	0	1		
11 Ryan Zimmerman, R OBP: 0.361, SLG: 0.516										3	0	1	0	0	1	0		
16 Josh Willingham, R OBP: 0.378, SLG: 0.515										3	0	0	0	0	1	3		
24 Pete Orr, L OBP: 0.305, SLG: 0.415										2	0	0	0	1	0	1		
7 Josh Bard, S OBP: 0.288, SLG: 0.367										3	1	1	1	0	0	1		
30 Justin Maxwell, R OBP: 0.312, SLG: 0.353										3	0	0	0	0	2	1		
31 John Lannan, L OBP: 0.172, SLG: 0.161										2	0	0	0	0	1	0		
42 Jason Bergmann, R OBP: 0.312, SLG: 0.353										0	0	0	0	0	0	0		
41 Ron Villone, L OBP: 0.306, SLG: 0.389										0	0	0	0	0	0	0		
15 Cristian Guzman, S OBP: 0.306, SLG: 0.389										0	0	0	0	0	0	0		
52 Saul Rivera, S OBP: 0.300, SLG: 0.333										0	0	0	0	0	0	0		
<b>Inning Stats</b>	R: 0 H: 1 E: 1 K: 1 S: 10	H: 1 R: 0 ER: 0 LOB: 2 BB: 0 P: 12	R: 0 H: 0 E: 0 K: 0 S: 9	H: 0 R: 0 ER: 0 LOB: 0 BB: 1 P: 18	R: 0 H: 0 E: 0 K: 2 S: 8	H: 0 R: 0 ER: 0 LOB: 1 BB: 0 P: 13	R: 0 H: 1 E: 0 K: 0 S: 9	R: 0 H: 0 E: 0 K: 1 S: 6	R: 0 H: 0 E: 0 K: 0 S: 4	R: 0 H: 0 E: 0 K: 0 S: 6	R: 0 H: 0 E: 0 K: 0 S: 6	R: 0 H: 0 E: 0 K: 0 S: 6	R: 1 H: 1 E: 0 K: 1 S: 12	R: 0 H: 0 E: 0 K: 2 S: 8	1B: 1 2B: 1 3B: 0 HR: 1	SF: 0 SAC: 0 DP: 0 HBP: 0	WP: 0 PB: 0 SB: 0 CS: 1	PA: 31
<b>PITCHER</b>	IP: 9.0 WLS: W BF: 31 ERA: 2.83	IP: 0.0 WLS: 0 BF: 0 ERA: 0.00	IP: 0.0 WLS: 0 BF: 0 ERA: 0.00	IP: 0.0 WLS: 0 BF: 0 ERA: 0.00	IP: 0.0 WLS: 0 BF: 0 ERA: 0.00	IP: 0.0 WLS: 0 BF: 0 ERA: 0.00	IP: 0.0 WLS: 0 BF: 0 ERA: 0.00	IP: 0.0 WLS: 0 BF: 0 ERA: 0.00	IP: 0.0 WLS: 0 BF: 0 ERA: 0.00	IP: 0.0 WLS: 0 BF: 0 ERA: 0.00	IP: 0.0 WLS: 0 BF: 0 ERA: 0.00	IP: 0.0 WLS: 0 BF: 0 ERA: 0.00	IP: 0.0 WLS: 0 BF: 0 ERA: 0.00	IP: 0.0 WLS: 0 BF: 0 ERA: 0.00	IP: 0.0 WLS: 0 BF: 0 ERA: 0.00	IP: 0.0 WLS: 0 BF: 0 ERA: 0.00	IP: 0.0 WLS: 0 BF: 0 ERA: 0.00	IP: 0.0 WLS: 0 BF: 0 ERA: 0.00

Atlanta Braves @ Washington Nationals  
Nationals Park, Washington, DC  
Fri Sep 25 2009, 7:05 PM EDT  
Att: 28,276 - Cloudy - 71 F

AB 29  
R 1  
H 3  
RBI 1  
BB 1  
SO 7  
LOB 8





Batter	1	2	3	4	5	6	7	8	9	AB	R	H	RBI	BB	SO	LOB	TOP					
24 Nate McLouth, L OBP: 0.350, SLG: 0.439	G5-3	G4-3		K		P6			14 SH1-4 10 2B	5	1	1	0	0	1	0	<b>Atlanta Braves @ Washington Nationals</b> Nationals Park, Washington, DC Sat Sep 26 2009, 1:05 PM EDT Att: 29,058 - Overcast - 64 F					
14 Martin Prado, R OBP: 0.354, SLG: 0.467	16 1B 19 1B	10 E 2B		10 G1-3 18 2B		G5-3			SH1-4	2	3	1	0	2	0	0						
10 Chipper Jones, S OBP: 0.391, SLG: 0.439	16 1B	E9		G1-3		F9			16 HR	5	2	2	1	0	0	1						
16 Brian McCann, L OBP: 0.350, SLG: 0.501	19 1B 23 1B	L8		18 2B		P5			HR	4	2	2	2	1	0	1						
18 Garret Anderson, L OBP: 0.309, SLG: 0.414 30 Reid Gorecki, R OBP: 0.231, SLG: 0.208	K	P6				F9			19 2B	5	0	2	1	0	1	4						
19 Yunel Escobar, R OBP: 0.377, SLG: 0.440	23 1B 23 E			K		G5-3			22 E	5	2	2	3	0	1	2						
22 Adam LaRoche, L OBP: 0.363, SLG: 0.505	23 E IBB			G2-3		G2-3			E9	3	0	2	1	2	0	0						
23 Matt Diaz, R OBP: 0.395, SLG: 0.493	E5 48 FC4-6			G3		K			G6-4-3	5	0	1	1	0	1	4						
48 Tommy Hanson, R 2 Kelly Johnson, L 51 Michael Gonzalez, R 20 Greg Norton, S 34 Eric O'Flaherty, L Rafael Soriano, R	FC4-6			K		G1-3			F7	3	0	0	0	0	1	3						
<b>Inning Stats</b>	R: 4 H: 4 E: 1 K: 1 S: 17	H: 4 LOB: 2 BB: 2 P: 30	R: 1 H: 1 E: 1 K: 0 S: 9	LOB: 1 BB: 0 P: 11	R: 0 H: 1 E: 0 K: 1 S: 7	H: 1 LOB: 2 BB: 0 P: 9	R: 1 H: 1 E: 0 K: 2 S: 16	H: 1 LOB: 2 BB: 2 P: 30	R: 0 H: 0 E: 0 K: 0 S: 5	H: 0 LOB: 0 BB: 0 P: 7	R: 0 H: 0 E: 0 K: 0 S: 5	H: 0 LOB: 0 BB: 0 P: 9	R: 0 H: 0 E: 0 K: 0 S: 10	H: 0 LOB: 0 BB: 1 P: 17	R: 5 H: 6 E: 1 K: 0 S: 15	H: 6 LOB: 2 BB: 0 P: 26		1B: 7 2B: 5 HR: 1	SF: 0 SAC: 1 HBP: 0	WP: 1 PB: 0 CS: 0	PA: 45	
<b>PITCHER</b>	IP WLS BF H R ER SO BB IBB HBP BLK WP HR S P ERA WHIP																					
49 Garrett Mock, R ERA: 5.91	5.0 L 27 7 6 4 5 3 1 0 0 0 1 0 55 87 7.20 2.000																					
56 Zack Segovia, R ERA: 6.75	3.0 9 0 0 0 0 1 0 0 0 0 0 0 22 33 0.00 0.333																					
54 Mike MacDougal, R ERA: 4.14	0.1 3 2 2 2 0 0 0 0 0 0 0 0 6 11 54.00 6.000																					
41 Ron Villone, L ERA: 4.74	0.0 2 2 1 1 0 0 0 0 0 0 0 1 2 6 ∞ ∞																					
26 Logan Kensing, R ERA: 9.74	0.2 4 2 2 2 0 0 0 0 0 0 0 0 7 9 27.00 3.000																					
<b>Batter</b>	<b>1</b>	<b>2</b>	<b>3</b>	<b>4</b>	<b>5</b>	<b>6</b>	<b>7</b>	<b>8</b>	<b>9</b>	<b>AB</b>	<b>R</b>	<b>H</b>	<b>RBI</b>	<b>BB</b>	<b>SO</b>	<b>LOB</b>	<b>BOTTOM</b>					
22 Willie Harris, L OBP: 0.360, SLG: 0.385 30 Justin Maxwell, R OBP: 0.321, SLG: 0.353	G3-1				B1					3	0	1	1	0	0	0	<b>Atlanta Braves @ Washington Nationals</b> Nationals Park, Washington, DC Sat Sep 26 2009, 1:05 PM EDT Att: 29,058 - Overcast - 64 F					
24 Pate Orr, L OBP: 0.294, SLG: 0.329 11 Ryan Zimmerman, R OBP: 0.341, SLG: 0.515 54 Mike MacDougal, S 41 Ron Villone, L 26 Logan Kensing, R	K			P6	L4				F9	3	0	0	0	0	1	1						
16 Josh Willingham, R OBP: 0.375, SLG: 0.510	F8					K			K	4	0	0	0	0	2	1						
44 Adam Dunn, L OBP: 0.403, SLG: 0.543	G6-3			K		K			K	4	0	0	0	0	3	0						
34 Elijah Dukes, R OBP: 0.339, SLG: 0.409	K			G6-3		F9			12 1B 7 1B 6 SF9	4	1	1	0	0	1	0						
7 Josh Bard, S OBP: 0.291, SLG: 0.366	P6								12 1B	3	1	1	0	1	1	0						
12 Alberto Gonzalez, R OBP: 0.297, SLG: 0.356	F9								12 1B	4	1	2	0	0	0	0						
6 Ian Desmond, R OBP: 0.327, SLG: 0.458					P4				SF9	3	1	1	1	0	1	2						
49 Garrett Mock, S OBP: 0.095, SLG: 0.095 28 Michael Morse, R OBP: 0.286, SLG: 0.444	SH3-4								K	3	1	1	3	0	2	2						
<b>Inning Stats</b>	R: 0 H: 0 E: 0 K: 1 S: 8	H: 0 LOB: 0 BB: 0 P: 13	R: 0 H: 0 E: 0 K: 1 S: 11	H: 0 LOB: 0 BB: 0 P: 16	R: 1 H: 2 E: 0 K: 0 S: 10	H: 2 LOB: 1 BB: 0 P: 12	R: 0 H: 0 E: 0 K: 1 S: 6	H: 0 LOB: 0 BB: 0 P: 8	R: 3 H: 2 E: 0 K: 0 S: 14	H: 2 LOB: 0 BB: 1 P: 26	R: 0 H: 0 E: 0 K: 2 S: 8	H: 0 LOB: 0 BB: 0 P: 12	R: 0 H: 0 E: 0 K: 2 S: 8	H: 0 LOB: 0 BB: 0 P: 10	R: 0 H: 0 E: 0 K: 2 S: 10	H: 0 LOB: 1 BB: 1 P: 18		R: 1 H: 3 E: 0 K: 2 S: 15	H: 3 LOB: 2 BB: 0 P: 21	1B: 6 2B: 0 HR: 1	SF: 1 SAC: 1 HBP: 0	WP: 0 PB: 0 CS: 0
<b>PITCHER</b>	IP WLS BF H R ER SO BB IBB HBP BLK WP HR S P ERA WHIP																					
48 Tommy Hanson, R ERA: 2.96	7.0 W 26 4 4 4 7 1 0 0 0 0 0 0 65 97 5.14 0.714																					
51 Michael Gonzalez, L ERA: 2.52	1.0 H 4 0 0 0 2 1 0 0 0 0 0 0 10 18 0.00 1.000																					
34 Eric O'Flaherty, L ERA: 3.16	0.2 5 3 1 1 1 0 0 0 0 0 0 0 12 17 13.50 4.500																					
Rafael Soriano, R ERA: 3.06	0.1 1 0 0 0 1 0 0 0 0 0 0 0 3 4 0.00 0.000																					






Batter	1	2	3	4	5	6	7	8	9	10	AB	R	H	RBI	BB	SO	LOB	TOP									
24 Nate McLouth, L OBP: 0.351, SLG: 0.437											3	1	0	0	2	1	1	<b>Atlanta Braves @ Washington Nationals</b> Nationals Park, Washington, DC Sun Sep 27 2009, 1:35 PM EDT Att: 27,840 - Partly Cloudy - 70 F									
14 Martin Prado, R OBP: 0.354, SLG: 0.488											4	2	1	0	0	1	4										
10 Chipper Jones, S OBP: 0.391, SLG: 0.439											5	2	2	0	0	0	0										
16 Brian McCann, L OBP: 0.349, SLG: 0.498											5	0	1	1	0	0	4										
18 Garret Anderson, L OBP: 0.231, SLG: 0.208											4	0	0	1	0	0	2										
30 Reid Gorecki, R OBP: 0.231, SLG: 0.208											4	0	0	1	0	0	2										
4 Omar Infante, R OBP: 0.357, SLG: 0.377											4	0	0	1	0	0	2										
Rafael Soriano, R OBP: 0.379, SLG: 0.444											4	1	2	1	1	0	2										
22 Adam LaRoche, L OBP: 0.362, SLG: 0.505											4	0	1	1	0	1	3										
23 Matt Diaz, R OBP: 0.392, SLG: 0.489											3	0	0	0	0	0	1										
32 Derek Lowe, R OBP: 0.281, SLG: 0.228											2	0	1	0	0	0	0										
20 Greg Maddux, S OBP: 0.312, SLG: 0.385											1	0	0	0	0	0	0										
58 Peter Moylan, R OBP: 0.281, SLG: 0.228											0	0	0	0	0	0	0										
51 Michael Gonzalez, R OBP: 0.281, SLG: 0.228											0	0	0	0	0	0	0										
7 Brooks Conrad, S OBP: 0.281, SLG: 0.228											0	0	0	0	0	0	0										
25 Ryan Church, S OBP: 0.281, SLG: 0.228											0	0	0	0	0	0	0										
<b>Inning Stats</b>	R: 0 E: 0 K: 1 S: 5	H: 0 LOB: 0 BB: 0 P: 8	R: 0 E: 0 K: 1 S: 10	H: 1 LOB: 1 BB: 0 P: 14	R: 0 E: 0 K: 0 S: 6	H: 0 LOB: 0 BB: 0 P: 9	R: 2 E: 0 K: 0 S: 15	H: 3 LOB: 1 BB: 0 P: 23	R: 0 E: 1 K: 0 S: 12	H: 1 LOB: 1 BB: 0 P: 18	R: 0 E: 0 K: 0 S: 8	H: 0 LOB: 0 BB: 0 P: 13	R: 1 E: 0 K: 1 S: 12	H: 1 LOB: 2 BB: 2 P: 23	R: 0 E: 0 K: 0 S: 7	H: 0 LOB: 0 BB: 0 P: 11	R: 0 E: 0 K: 0 S: 6	H: 1 LOB: 0 BB: 0 P: 8	R: 3 E: 0 K: 0 S: 10	H: 2 LOB: 1 BB: 1 P: 18	1B: 6 2B: 2 3B: 1 HR: 0	SF: 0 SAC: 1 DP: 2 HBP: 1	WP: 0 PB: 0 SB: 0 CS: 0	PA: 42			
<b>PITCHER</b>	IP 6.1	WLS 26	BF 6	H 3	R 3	ER 3	SO 2	BB 1	IBB 0	HBP 0	BLK 0	WP 0	HR 0	S 63	P 96	ERA 4.26	WHIP 1.105										
61 Livan Hernandez, R ERA: 5.48	2.2	9	1	0	0	1	1	0	0	0	0	0	0	18	31	0.00	0.750										
36 Tyler Clippard, R ERA: 3.02	1.0	L	7	2	3	3	0	1	0	1	0	0	0	10	18	27.00	3.000										
54 Mike MacDougal, R ERA: 4.59																											

AB	37
R	6
H	9
RBI	6
BB	3
SO	3
LOB	18



Batter	1	2	3	4	5	6	7	8	9	10	AB	R	H	RBI	BB	SO	LOB	BOTTOM									
22 Willie Harris, L OBP: 0.364, SLG: 0.395											5	0	3	0	0	0	1	<b>Atlanta Braves @ Washington Nationals</b> Nationals Park, Washington, DC Sun Sep 27 2009, 1:35 PM EDT Att: 27,840 - Partly Cloudy - 70 F									
6 Ian Desmond, R OBP: 0.316, SLG: 0.423											4	0	0	0	1	0	3										
11 Ryan Zimmerman, R OBP: 0.361, SLG: 0.519											4	1	1	1	1	1	4										
16 Josh Willingham, R OBP: 0.376, SLG: 0.515											4	1	1	1	1	1	3										
34 Elijah Dukes, R OBP: 0.354, SLG: 0.404											5	0	0	0	0	2	5										
28 Michael Morse, R OBP: 0.273, SLG: 0.500											5	1	1	1	0	2	0										
32 Jamie Burke, R OBP: 0.170, SLG: 0.184											4	0	1	0	0	2	0										
12 Alberto Gonzalez, R OBP: 0.296, SLG: 0.356											4	0	1	0	0	1	0										
61 Livan Hernandez, R OBP: 0.170, SLG: 0.157											3	0	0	0	0	0	2										
36 Tyler Clippard, R ERA: 2.7	2.0	8	1	0	0	4	2	0	1	0	0	0	0	18	27	0.00	0.500										
15 Cristian Guzman, S OBP: 0.307, SLG: 0.390	1.0	W	4	1	0	0	1	0	0	0	0	0	0	10	15	0.00	1.000										
30 Justin Maxwell, R OBP: 0.321, SLG: 0.353	1.0	S	3	0	0	0	1	0	0	0	0	0	0	6	7	0.00	0.000										
54 Mike MacDougal, S ERA: 3.01																											
<b>Inning Stats</b>	R: 2 E: 0 K: 1 S: 11	H: 2 LOB: 0 BB: 0 P: 17	R: 0 E: 0 K: 1 S: 7	H: 0 LOB: 0 BB: 0 P: 8	R: 0 E: 0 K: 0 S: 7	H: 1 LOB: 3 BB: 2 P: 22	R: 1 E: 0 K: 0 S: 5	H: 1 LOB: 0 BB: 0 P: 6	R: 0 E: 0 K: 0 S: 12	H: 1 LOB: 1 BB: 0 P: 20	R: 0 E: 0 K: 1 S: 11	H: 2 LOB: 2 BB: 0 P: 19	R: 0 E: 0 K: 2 S: 10	H: 1 LOB: 2 BB: 1 P: 16	R: 0 E: 0 K: 2 S: 8	H: 0 LOB: 0 BB: 0 P: 11	R: 0 E: 0 K: 1 S: 10	H: 1 LOB: 1 BB: 0 P: 15	R: 0 E: 0 K: 1 S: 6	H: 0 LOB: 0 BB: 0 P: 7	1B: 5 2B: 0 3B: 1 HR: 3	SF: 0 SAC: 0 DP: 0 HBP: 0	WP: 1 PB: 0 SB: 0 CS: 0	PA: 42			
<b>PITCHER</b>	IP 6.0	WLS 27	BF 7	H 3	R 3	ER 3	SO 3	BB 2	IBB 0	HBP 0	BLK 0	WP 0	HR 1	S 53	P 92	ERA 4.50	WHIP 1.500										
32 Derek Lowe, R ERA: 4.55	2.0	8	1	0	0	4	2	0	1	0	0	0	0	18	27	0.00	0.500										
58 Peter Moylan, R ERA: 2.7	1.0	W	4	1	0	0	1	0	0	0	0	0	0	10	15	0.00	1.000										
51 Michael Gonzalez, L ERA: 2.49	1.0	S	3	0	0	0	1	0	0	0	0	0	0	6	7	0.00	0.000										
Rafael Soriano, R ERA: 3.01																											

AB	39
R	3
H	9
RBI	3
BB	3
SO	9
LOB	18









Batter	1	2	3	4	5	6	7	8	9	AB	R	H	RBI	BB	SO	LOB	TOP			
16 Angel Pagán, S OBP: 0.348, SLG: 0.478										5	2	3	1	0	1	0				
1 Luis Castillo, S OBP: 0.394, SLG: 0.354										5	0	1	0	0	1	2				
5 David Wright, R OBP: 0.397, SLG: 0.448										4	0	2	1	1	1	1				
15 Carlos Beltrán, S OBP: 0.420, SLG: 0.512										3	0	1	1	1	0	2				
28 Daniel Murphy, L OBP: 0.312, SLG: 0.421										4	0	1	0	0	0	4				
12 Jeff Francoeur, R OBP: 0.306, SLG: 0.416										3	0	0	0	1	0	3				
23 Brian Schneider, L 75 Francisco Rodríguez, R										4	0	1	0	0	0	6				
4 Wilson Valdez, R 18 Jeremy Reed, L 11 Anderson Hernandez, S										3	1	1	0	0	0	1				
34 Mike Pelfrey, R 25 Pedro Feliciano, L 50 Sean Green, R 9 Omir Santos, R 19 Cory Sullivan, L										2	0	0	0	0	0	1				
<b>Inning Stats</b>	R: 1 E: 0 K: 0 S: 21	H: 2 LOB: 3 BB: 2 P: 34	R: 2 E: 0 K: 0 S: 12	H: 3 LOB: 1 BB: 0 P: 17	R: 0 E: 0 K: 0 S: 4	H: 0 LOB: 0 BB: 0 P: 5	R: 0 E: 0 K: 0 S: 9	H: 0 LOB: 0 BB: 0 P: 12	R: 0 E: 0 K: 0 S: 10	H: 1 LOB: 1 BB: 0 P: 15	R: 0 E: 0 K: 2 S: 8	H: 0 LOB: 2 BB: 1 P: 12	R: 0 E: 0 K: 0 S: 11	H: 2 LOB: 2 BB: 1 P: 19	R: 0 E: 0 K: 2 S: 10	H: 1 LOB: 1 BB: 0 P: 16	1B: 6 2B: 5 3B: 0 HR: 0	SF: 0 SAC: 1 DP: 1 HBP: 0	WP: 0 PB: 0 SB: 0 CS: 0	PA: 39
<b>PITCHER</b>	IP WLS BF H R ER SO BB IBB HBP BLK WP HR S P ERA WHIP																			
51 J.D. Martin, R 36 Tyler Clippard, R 54 Mike MacDougal, R	(1, 1) (7, 1) (9, 1)	6.0 2.0 1.0	WLS W S	27 8 4	H 2 1	R 0 0	ER 3 0 2	SO 0 2	BB 2 1 0	IBB 0 0 0	HBP 0 0 0	BLK 0 0 0	WP 0 0 0	HR 0 19 10	S 64 31 16	P 95 31 16	ERA 4.50 0.00 0.00	WHIP 1.500 1.500 1.000		

New York Mets @ Washington Nationals  
Nationals Park, Washington, DC  
Tue Sep 29 2009, 7:05 PM EDT  
Att: 19,614 - Clear - 62 F

AB	35
R	3
H	10
RBI	3
BB	3
SO	4
LOB	23



Batter	1	2	3	4	5	6	7	8	9	AB	R	H	RBI	BB	SO	LOB	BOTTOM			
22 Willie Harris, L OBP: 0.365, SLG: 0.394										3	1	1	0	1	0	0				
34 Elijah Dukes, R OBP: 0.336, SLG: 0.405										4	0	2	0	0	0	2				
11 Ryan Zimmerman, R OBP: 0.360, SLG: 0.515										4	0	1	1	0	0	1				
44 Adam Dunn, L OBP: 0.400, SLG: 0.536										4	0	0	0	0	2	2				
28 Michael Morse, R 30 Justin Maxwell, R										3	0	0	0	1	0	0				
24 Pete Orr, L 36 Tyler Clippard, R 15 Cristian Guzman, S 54 Mike MacDougal, S										3	1	1	0	0	0	0				
6 Ian Desmond, R OBP: 0.344, SLG: 0.542										4	1	2	2	0	0	1				
23 Wil Nieves, R OBP: 0.303, SLG: 0.296										3	0	0	0	1	0	1				
51 J.D. Martin, R 12 Alberto Gonzalez, R	(1, 1) (7, 4)	7.0 0.1	WLS L	30 1	H 0 3	R 0 0	ER 3 0	SO 2 1	BB 1 0	IBB 0 0	HBP 0 0	BLK 0 0	WP 0 0	HR 1 3	S 74 10	P 108 10	ERA 3.86 0.00	WHIP 1.286 0.000		
<b>Inning Stats</b>	R: 0 E: 0 K: 0 S: 7	H: 0 LOB: 0 BB: 0 P: 10	R: 0 E: 0 K: 1 S: 8	H: 0 LOB: 0 BB: 0 P: 10	R: 0 E: 0 K: 0 S: 10	H: 1 LOB: 2 BB: 1 P: 19	R: 0 E: 0 K: 0 S: 6	H: 0 LOB: 0 BB: 0 P: 8	R: 3 E: 0 K: 1 S: 22	H: 5 LOB: 2 BB: 0 P: 29	R: 0 E: 0 K: 0 S: 10	H: 1 LOB: 1 BB: 0 P: 16	R: 0 E: 0 K: 0 S: 11	H: 1 LOB: 1 BB: 0 P: 16	R: 1 E: 2 K: 1 S: 11	H: 0 LOB: 2 BB: 2 P: 21	1B: 6 2B: 1 3B: 0 HR: 1	SF: 0 SAC: 0 DP: 0 HBP: 0	WP: 0 PB: 0 SB: 1 CS: 0	PA: 36
<b>PITCHER</b>	IP WLS BF H R ER SO BB IBB HBP BLK WP HR S P ERA WHIP																			
34 Mike Pelfrey, R 25 Pedro Feliciano, L 50 Sean Green, R 75 Francisco Rodríguez, R	(1, 1) (8, 1) (8, 1) (8, 1)	7.0 0.1 0.1 0.1	WLS L	30 1 3 2	H 0 0 0	R 0 0 0	ER 3 0 0 0	SO 2 1 0	BB 1 0 0	IBB 0 0 0	HBP 0 0 0	BLK 0 0 0	WP 0 0 0	HR 1 3 7	S 74 10 3	P 108 10 10 3	ERA 3.86 0.00 0.00 0.00	WHIP 1.286 0.000 3.000 3.000		

New York Mets @ Washington Nationals  
Nationals Park, Washington, DC  
Tue Sep 29 2009, 7:05 PM EDT  
Att: 19,614 - Clear - 62 F


AB	33
R	4
H	8
RBI	3
BB	3
SO	3
LOB	10





Batter	1	2	3	4	5	6	7	8	9	AB	R	H	RBI	BB	SO	LOB	TOP	
16 Angel Pagán, S OBP: 0.345, SLG: 0.471	L7		L6			E6 15 1B	FC6-4		G5-3	5	1	0	0	0	0	4	<b>New York Mets @ Washington Nationals</b> Nationals Park, Washington, DC Wed Sep 30 2009, 4:35 PM EDT Att: 23,944 - Partly Cloudy - 61 F	
11 Anderson Hernandez, S (1, 4) OBP: 0.314, SLG: 0.362	L7		F9			F9		K		4	0	0	0	0	1	1		
5 David Wright, R OBP: 0.389, SLG: 0.444	F9				F9	E5 15 1B		G5-3		4	0	0	0	0	0	1		
15 Carlos Beltrán, S OBP: 0.421, SLG: 0.510		12 2B 17 SF9 BB			K			P6		3	1	1	1	1	1	0		
12 Jeff Francoeur, R OBP: 0.307, SLG: 0.418		17 SF9 1B			G5-3			F9		4	2	2	0	0	0	2		
17 Fernando Tatis, R OBP: 0.335, SLG: 0.434	SF9									3	0	2	1	0	1	0		
9 Omir Santos, R OBP: 0.290, SLG: 0.385										4	0	2	2	0	0	1		
4 Wilson Valdez, R OBP: 0.326, SLG: 0.337										4	0	0	0	0	1	4		
44 Tim Redding, R OBP: 0.266, SLG: 0.289										2	0	0	0	0	1	0		
10 Gary Sheffield, R OBP: 0.372, SLG: 0.481										0	0	0	0	0	0	0		
39 Bobby Parnell, R ERA: 5.36										0	0	0	0	0	0	0		
25 Pedro Feliciano, L ERA: 3.2										0	0	0	0	0	0	0		
50 Sean Green, R ERA: 4.57										1	0	0	0	0	0	2		
28 Daniel Murphy, L OBP: 0.330, SLG: 0.325										0	0	0	0	0	0	0		
75 Francisco Rodríguez, R ERA: 3.72										0	0	0	0	0	0	0		
<b>Inning Stats</b>	R: 0 E: 0 K: 0 S: 7	H: 0 LOB: 0 BB: 0 P: 11	R: 2 E: 0 K: 0 S: 9	H: 2 LOB: 0 BB: 1 P: 17	R: 0 E: 0 K: 0 S: 9	H: 0 LOB: 0 BB: 0 P: 14	R: 0 E: 0 K: 1 S: 9	H: 0 LOB: 0 BB: 0 P: 15	R: 0 E: 0 K: 1 S: 7	H: 1 LOB: 2 BB: 1 P: 15	R: 0 E: 0 K: 1 S: 7	H: 0 LOB: 0 BB: 0 P: 7	R: 1 E: 1 K: 0 S: 18	H: 3 LOB: 2 BB: 0 P: 27	1B: 5 2B: 2 3B: 0 HR: 0	SF: 1 SAC: 0 DP: 1 HBP: 0	WP: 0 PA: 37 PB: 0 SB: 0 CS: 0	
<b>PITCHER</b>	IP WLS BF H R ER SO BB IBB HBP BLK WP HR S P ERA WHIP	IP WLS BF H R ER SO BB IBB HBP BLK WP HR S P ERA WHIP	IP WLS BF H R ER SO BB IBB HBP BLK WP HR S P ERA WHIP	IP WLS BF H R ER SO BB IBB HBP BLK WP HR S P ERA WHIP	IP WLS BF H R ER SO BB IBB HBP BLK WP HR S P ERA WHIP	IP WLS BF H R ER SO BB IBB HBP BLK WP HR S P ERA WHIP	IP WLS BF H R ER SO BB IBB HBP BLK WP HR S P ERA WHIP	IP WLS BF H R ER SO BB IBB HBP BLK WP HR S P ERA WHIP	IP WLS BF H R ER SO BB IBB HBP BLK WP HR S P ERA WHIP	IP WLS BF H R ER SO BB IBB HBP BLK WP HR S P ERA WHIP	IP WLS BF H R ER SO BB IBB HBP BLK WP HR S P ERA WHIP	IP WLS BF H R ER SO BB IBB HBP BLK WP HR S P ERA WHIP	IP WLS BF H R ER SO BB IBB HBP BLK WP HR S P ERA WHIP	IP WLS BF H R ER SO BB IBB HBP BLK WP HR S P ERA WHIP	IP WLS BF H R ER SO BB IBB HBP BLK WP HR S P ERA WHIP	IP WLS BF H R ER SO BB IBB HBP BLK WP HR S P ERA WHIP		
31 John Lannan, L ERA: 3.88	7.0	28	4	3	2	4	1	1	0	0	0	0	0	0	0	0	2.57	0.714
58 Zack Segovia, R ERA: 5.75	1.1	7	3	1	1	1	0	0	0	0	0	0	0	0	0	0	6.75	2.250
41 Ron Villone, L ERA: 4.67	0.2	W	2	0	0	0	0	0	0	0	0	0	0	0	0	0	0.00	0.000

Batter	1	2	3	4	5	6	7	8	9	AB	R	H	RBI	BB	SO	LOB	BOTTOM		
22 Willie Harris, L OBP: 0.361, SLG: 0.389	F9									4	0	0	0	0	1	4	<b>New York Mets @ Washington Nationals</b> Nationals Park, Washington, DC Wed Sep 30 2009, 4:35 PM EDT Att: 23,944 - Partly Cloudy - 61 F		
34 Elijah Dukes, R OBP: 0.339, SLG: 0.406	F9									4	1	2	0	1	0	0			
11 Ryan Zimmerman, R (1, 5) OBP: 0.358, SLG: 0.518	K									5	1	1	1	0	2	5			
44 Adam Dunn, L OBP: 0.398, SLG: 0.532	F7									4	1	0	1	1	0	2			
16 Josh Willingham, R OBP: 0.373, SLG: 0.508	G6-3									4	1	1	0	0	0	1			
30 Justin Maxwell, R OBP: 0.337, SLG: 0.425	G6-3									1	1	1	4	0	0	0			
7 Josh Bard, S OBP: 0.294, SLG: 0.360	F7									1	0	0	0	3	0	0			
51 J.D. Martin, R (8, FR) OBP: 0.208, SLG: 0.174	F7									0	0	0	0	0	0	0			
23 Wil Nieves, R OBP: 0.303, SLG: 0.296										0	0	0	0	0	0	0			
6 Ian Desmond, R OBP: 0.324, SLG: 0.508										4	0	0	0	0	0	5			
12 Alberto Gonzalez, R OBP: 0.294, SLG: 0.351										3	1	1	1	0	0	1			
31 John Lannan, L ERA: 3.88										2	0	1	0	0	0	0			
15 Cristian Cazzulani, S ERA: 5.1										1	0	0	0	0	0	2			
58 Zack Segovia, R ERA: 5.36										0	0	0	0	0	0	0			
25 Pedro Feliciano, L ERA: 3.2										0	0	0	0	0	0	0			
41 Ron Villone, L ERA: 4.67										1	0	1	0	0	0	0			
28 Michael Morse, R OBP: 0.330, SLG: 0.325										0	1	0	0	0	0	0			
8 Jorge Padilla, R OBP: 0.150, SLG: 0.099										0	1	0	0	0	0	0			
<b>Inning Stats</b>	R: 0 E: 0 K: 1 S: 8	H: 0 LOB: 0 BB: 0 P: 13	R: 0 E: 0 K: 0 S: 6	H: 0 LOB: 0 BB: 0 P: 12	R: 0 E: 0 K: 0 S: 15	H: 1 LOB: 1 BB: 0 P: 20	R: 1 E: 0 K: 1 S: 15	H: 2 LOB: 2 BB: 1 P: 27	R: 0 E: 0 K: 0 S: 6	H: 1 LOB: 1 BB: 0 P: 9	R: 0 E: 0 K: 0 S: 12	H: 0 LOB: 2 BB: 1 P: 22	R: 1 E: 1 K: 0 S: 12	H: 1 LOB: 2 BB: 1 P: 22	R: 5 E: 0 K: 1 S: 21	H: 3 LOB: 1 BB: 2 P: 37	1B: 6 2B: 0 3B: 0 HR: 2	SF: 1 SAC: 1 DP: 0 HBP: 0	WP: 1 PA: 41 PB: 0 SB: 0 CS: 0
<b>PITCHER</b>	IP WLS BF H R ER SO BB IBB HBP BLK WP HR S P ERA WHIP	IP WLS BF H R ER SO BB IBB HBP BLK WP HR S P ERA WHIP	IP WLS BF H R ER SO BB IBB HBP BLK WP HR S P ERA WHIP	IP WLS BF H R ER SO BB IBB HBP BLK WP HR S P ERA WHIP	IP WLS BF H R ER SO BB IBB HBP BLK WP HR S P ERA WHIP	IP WLS BF H R ER SO BB IBB HBP BLK WP HR S P ERA WHIP	IP WLS BF H R ER SO BB IBB HBP BLK WP HR S P ERA WHIP	IP WLS BF H R ER SO BB IBB HBP BLK WP HR S P ERA WHIP	IP WLS BF H R ER SO BB IBB HBP BLK WP HR S P ERA WHIP	IP WLS BF H R ER SO BB IBB HBP BLK WP HR S P ERA WHIP	IP WLS BF H R ER SO BB IBB HBP BLK WP HR S P ERA WHIP	IP WLS BF H R ER SO BB IBB HBP BLK WP HR S P ERA WHIP	IP WLS BF H R ER SO BB IBB HBP BLK WP HR S P ERA WHIP	IP WLS BF H R ER SO BB IBB HBP BLK WP HR S P ERA WHIP	IP WLS BF H R ER SO BB IBB HBP BLK WP HR S P ERA WHIP	IP WLS BF H R ER SO BB IBB HBP BLK WP HR S P ERA WHIP			
44 Tim Redding, R ERA: 3.72	6.0	23	4	1	1	2	1	0	0	0	0	0	0	0	0	0	1.50	0.833	
39 Bobby Parnell, R ERA: 5.36	1.1	H	7	1	1	1	0	0	0	0	1	17	29	6.75	1.500				
25 Pedro Feliciano, L ERA: 3.2	0.1	H	1	0	0	0	0	0	0	0	0	2	3	0.00	0.000				
50 Sean Green, R ERA: 4.57	0.1	H	3	0	0	0	0	0	0	0	0	5	12	0.00	3.000				
75 Francisco Rodríguez, R ERA: 3.72	0.2	L	7	3	5	5	2	0	0	0	1	21	37	67.50	7.500				





Batter	1	2	3	4	5	6	7	8	9	AB	R	H	RBI	BB	SO	LOB	TOP										
22 Willie Harris, L (1,7) OBP: 0.363, SLG: 0.391										4	1	2	0	0	1	1	<b>Washington Nationals @ Atlanta Braves</b> Turner Field, Atlanta, GA Thu Oct 01 2009, 7:00 PM EDT Att: 38,237 - Clear - 72 F										
6 Ian Desmond, R (1,6) OBP: 0.306, SLG: 0.478										4	0	0	0	0	0	2											
44 Adam Dunn, L (1,3) OBP: 0.397, SLG: 0.529										3	0	0	0	1	1	0											
8 Jorge Padilla, R (9,9) OBP: 0.130, SLG: 0.091										0	0	0	0	0	0	0											
11 Ryan Zimmerman, R (1,5) OBP: 0.359, SLG: 0.521										4	1	2	1	0	1	0											
28 Michael Morse, R (1,9) OBP: 0.304, SLG: 0.523										4	0	0	0	0	3	3											
24 Pete Orr, L (1,4) OBP: 0.290, SLG: 0.381										4	0	1	1	0	1	2											
30 Justin Maxwell, R (1,8) OBP: 0.333, SLG: 0.416										4	0	1	0	0	1	1											
23 Wil Nieves, R (1,2) OBP: 0.306, SLG: 0.297										3	0	1	0	1	2	1											
49 Garrett Mock, S (1,1) OBP: 0.087, SLG: 0.087										2	0	0	0	0	1	1											
15 Cristian Guzman, S (7,PH) OBP: 0.305, SLG: 0.388										1	0	0	0	0	1	2											
36 Tyler Clippard, R (7,1)										0	0	0	0	0	0	0											
54 Mike MacDougal, S (9,1)										0	0	0	0	0	0	0											
<b>Inning Stats</b>	R: 0 E: 0 K: 1 S: 6	H: 1 LOB: 0 BB: 0 P: 10	R: 0 E: 0 K: 2 S: 11	H: 0 LOB: 0 BB: 0 P: 19	R: 0 E: 0 K: 1 S: 6	H: 0 LOB: 0 BB: 0 P: 8	R: 1 E: 0 K: 1 S: 11	H: 2 LOB: 2 BB: 1 P: 23	R: 0 E: 0 K: 0 S: 7	H: 0 LOB: 0 BB: 0 P: 10	R: 0 E: 0 K: 2 S: 14	H: 1 LOB: 2 BB: 1 P: 21	R: 0 E: 0 K: 0 S: 6	H: 0 LOB: 0 BB: 0 P: 10	R: 1 E: 0 K: 3 S: 14	H: 2 LOB: 1 BB: 0 P: 21	1B: 5 2B: 2 3B: 0 HR: 0	SF: 0 SAC: 0 DP: 1 HBP: 0	WP: 0 PB: 0 SB: 2 CS: 0	PA: 35							
<b>PITCHER</b>	IP	WLS	BF	H	R	ER	SO	BB	IBB	HBP	BLK	WP	HR	S	P	ERA	WHIP										
48 Tommy Hanson, R (1,1) ERA: 2.89	7.0		27	5	1	1	9	2	0	0	0	0	0	65	105	1.29	1.000										
51 Michael Gonzalez, L (8,1) ERA: 2.42	1.0		3	0	0	0	0	0	0	0	0	0	0	6	10	0.00	0.000										
Rafael Soriano, R (9,1) ERA: 3.06	1.0	L	5	2	1	1	3	0	0	0	0	0	0	14	21	9.00	2.000										

Batter	1	2	3	4	5	6	7	8	9	AB	R	H	RBI	BB	SO	LOB	BOTTOM										
24 Nate McLouth, L (1,8) OBP: 0.353, SLG: 0.434										4	1	1	1	0	0	2	<b>Washington Nationals @ Atlanta Braves</b> Turner Field, Atlanta, GA Thu Oct 01 2009, 7:00 PM EDT Att: 38,237 - Clear - 72 F										
14 Martin Prado, R (1,4) OBP: 0.352, SLG: 0.460										3	0	1	0	1	2	0											
10 Chipper Jones, S (1,5) OBP: 0.390, SLG: 0.436										3	0	0	0	1	1	1											
16 Brian McCann, L (1,2) OBP: 0.347, SLG: 0.487										4	0	0	0	0	1	2											
18 Garret Anderson, L (1,7) OBP: 0.309, SLG: 0.411										4	0	2	0	0	0	1											
19 Yunel Escobar, R (1,6) OBP: 0.381, SLG: 0.442										3	0	1	0	1	0	1											
22 Adam LaRoche, L (1,3) OBP: 0.361, SLG: 0.499										3	0	0	0	1	1	3											
25 Ryan Church, L (1,9) OBP: 0.338, SLG: 0.384										3	0	1	0	1	0	1											
48 Tommy Hanson, R (1,1) OBP: 0.079, SLG: 0.054										1	0	0	0	1	0	3											
7 Brooks Conrad, S (7,PH) ERA: 2.78										1	0	0	0	0	1	1											
51 Michael Gonzalez, R (8,1)										0	0	0	0	0	0	0											
Rafael Soriano, R (9,1)										0	0	0	0	0	0	0											
4 Omar Infante, R (9,PH) OBP: 0.360, SLG: 0.380										1	0	0	0	0	0	2											
<b>Inning Stats</b>	R: 0 E: 0 K: 0 S: 7	H: 0 LOB: 0 BB: 1 P: 12	R: 0 E: 0 K: 0 S: 9	H: 2 LOB: 3 BB: 1 P: 20	R: 1 E: 0 K: 0 S: 12	H: 2 LOB: 1 BB: 1 P: 22	R: 0 E: 0 K: 1 S: 9	H: 0 LOB: 0 BB: 0 P: 17	R: 0 E: 0 K: 0 S: 8	H: 1 LOB: 1 BB: 0 P: 13	R: 0 E: 0 K: 1 S: 9	H: 0 LOB: 1 BB: 1 P: 18	R: 0 E: 0 K: 3 S: 9	H: 0 LOB: 0 BB: 0 P: 11	R: 0 E: 0 K: 0 S: 11	H: 1 LOB: 2 BB: 1 P: 20	1B: 4 2B: 1 3B: 0 HR: 1	SF: 0 SAC: 0 DP: 3 HBP: 0	WP: 0 PB: 0 SB: 0 CS: 0	PA: 36							
<b>PITCHER</b>	IP	WLS	BF	H	R	ER	SO	BB	IBB	HBP	BLK	WP	HR	S	P	ERA	WHIP										
49 Garrett Mock, R (1,1) ERA: 5.62	6.0		24	5	1	1	2	3	1	0	0	0	0	54	99	1.50	1.333										
36 Tyler Clippard, R (7,1) ERA: 2.78	2.2	W	11	1	0	0	4	2	0	0	0	0	0	27	45	0.00	1.125										
54 Mike MacDougal, R (9,1) ERA: 4.39	0.1	S	1	0	0	0	0	0	0	0	0	0	0	2	4	0.00	0.000										









Batter	1	2	3	4	5	6	7	8	9	10	11	AB	R	H	RBI	BB	SO	LOB	TOP					
22 Willie Harris, L (1,8) OBP: 0.364, SLG: 0.393 30 Justin Maxwell, R (5,8) OBP: 0.337, SLG: 0.471												2	1	1	0	1	1	0						
34 Elijah Dukes, R (1,9) OBP: 0.335, SLG: 0.395												5	0	0	0	1	2	2						
11 Ryan Zimmerman, R (1,5) OBP: 0.363, SLG: 0.522												5	1	3	1	0	2	0						
44 Adam Dunn, L (1,3) OBP: 0.397, SLG: 0.528 8 Jorge Padilla, R (10,7) OBP: 0.130, SLG: 0.091												3	1	0	0	2	1	3						
16 Josh Willingham, R (1,7) OBP: 0.367, SLG: 0.499 42 Jason Bergmann, R (8,1) OBP: 0.307, SLG: 0.391 15 Cristian Guzman, S (10, PH) OBP: 0.307, SLG: 0.391 58 Zack Segovia, R (10,1) OBP: 0.130, SLG: 0.091 26 Logan Kensing, R (11,1)												4	0	0	0	0	1	3						
6 Ian Desmond, R (1,6) OBP: 0.321, SLG: 0.573												5	1	1	1	0	1	3						
7 Josh Bard, S (1,2) OBP: 0.294, SLG: 0.359 41 Ron Villone, L (6,1) OBP: 0.313, SLG: 0.511 28 Michael Morse, R (8,7) OBP: 0.313, SLG: 0.511												3	0	1	0	0	0	0						
24 Pete Orr, L (1,4) OBP: 0.284, SLG: 0.368												5	1	1	0	0	2	2						
48 Ross Detwiler, R (1,1) OBP: 0.500, SLG: 0.333 52 Saul Rivera, S (6,1) OBP: 0.500, SLG: 0.333 32 Jamie Burke, R (6,2) OBP: 0.164, SLG: 0.176												2	0	0	0	0	1	1						
<b>Inning Stats</b>	R: 1 E: 0 K: 1 S: 18	H: 2 LOB: 2 BB: 1 P: 29	R: 0 E: 0 K: 3 S: 12	H: 1 LOB: 2 BB: 1 P: 22	R: 0 E: 0 K: 2 S: 7	H: 0 LOB: 0 BB: 0 P: 11	R: 1 E: 0 K: 0 S: 9	H: 1 LOB: 0 BB: 0 P: 13	R: 0 E: 0 K: 1 S: 9	H: 1 LOB: 1 BB: 0 P: 11	R: 0 E: 0 K: 2 S: 5	H: 0 LOB: 1 BB: 1 P: 16	R: 0 E: 0 K: 2 S: 10	H: 0 LOB: 1 BB: 1 P: 19	R: 2 E: 0 K: 1 S: 15	H: 2 LOB: 1 BB: 1 P: 29	R: 2 E: 0 K: 0 S: 8	H: 2 LOB: 0 BB: 0 P: 11	1B: 4 2B: 3 3B: 0 HR: 2	SF: 0 SAC: 1 DP: 0 HBP: 0	WP: 1 PB: 0 SB: 0 CS: 0	PA: 47		
<b>PITCHER</b>	49 Jair Jurrjens, R (1,1) ERA: 2.6	IP: 8.0	WLS: 5	BF: 32	H: 5	R: 2	ER: 2	SO: 9	BB: 3	IBB: 0	HBP: 0	BLK: 0	WP: 1	HR: 1	S: 75	P: 116	ERA: 2.25	WHIP: 1.000						
<b>PITCHER</b>	Rafael Soriano, R (9,1) ERA: 3.01	IP: 1.0	WLS: 0	BF: 4	H: 0	R: 0	ER: 0	SO: 2	BB: 1	IBB: 0	HBP: 0	BLK: 0	WP: 0	HR: 0	S: 13	P: 19	ERA: 0.00	WHIP: 1.000						
<b>PITCHER</b>	56 Peter Moylan, R (10,1) ERA: 2.88	IP: 1.0	WLS: 0	BF: 6	H: 2	R: 2	ER: 2	SO: 1	BB: 0	IBB: 1	HBP: 0	BLK: 0	WP: 0	HR: 0	S: 15	P: 29	ERA: 18.00	WHIP: 2.000						
<b>PITCHER</b>	46 Manny Acosta, R (11,1) ERA: 4.46	IP: 1.0	WLS: 0	BF: 5	H: 2	R: 2	ER: 2	SO: 0	BB: 0	IBB: 0	HBP: 0	BLK: 0	WP: 0	HR: 1	S: 8	P: 11	ERA: 18.00	WHIP: 2.000						

Washington Nationals @ Atlanta Braves  
Turner Field, Atlanta, GA  
Sat Oct 03 2009, 4:10 PM EDT  
Att: 28,278 - Sunny - 74 F

AB	41
R	6
H	9
RBI	6
BB	5
SO	12
LOB	15



Batter	1	2	3	4	5	6	7	8	9	10	11	AB	R	H	RBI	BB	SO	LOB	BOTTOM							
24 Nate McLouth, L (1,8) OBP: 0.354, SLG: 0.433												4	1	2	0	1	0	2								
14 Martin Prado, R (1,4) OBP: 0.367, SLG: 0.464												4	1	1	0	1	1	3								
10 Chipper Jones, S (1,5) OBP: 0.387, SLG: 0.429 5 Clint Sammons, R (11,2) OBP: 0.333, SLG: 0.200												3	0	0	0	2	1	5								
16 Brian McCann, L (1,2) OBP: 0.349, SLG: 0.487 30 Reid Gorecki, R (9, PR) OBP: 0.231, SLG: 0.208 8 David Ross, R (10,2) OBP: 0.380, SLG: 0.508 20 Greg Norton, S (10, PH) OBP: 0.323, SLG: 0.171 46 Manny Acosta, R (11,1)												3	0	2	2	1	0	1								
19 Yunel Escobar, R (1,6) OBP: 0.377, SLG: 0.437												4	0	0	0	0	0	6								
18 Gamel Anderson, L (1,7) OBP: 0.306, SLG: 0.404												4	0	0	0	1	0	0								
4 Omar Infante, R (1,9) OBP: 0.359, SLG: 0.378												5	0	0	0	0	0	2								
22 Adam LaRoche, L (1,3) OBP: 0.356, SLG: 0.492												5	1	1	0	0	2	0								
49 Jair Jurrjens, R (1,1) ERA: 5.0 52 Saul Rivera, S (6,1) ERA: 6.82 41 Ron Villone, L (6,1) ERA: 4.4 42 Jason Bergmann, R (8,1) ERA: 4.53 56 Zack Segovia, R (10,1) ERA: 7.84												1	0	0	0	1	0	0								
<b>Inning Stats</b>	R: 0 E: 0 K: 0 S: 7	H: 1 LOB: 2 BB: 2 P: 15	R: 0 E: 0 K: 1 S: 7	H: 0 LOB: 0 BB: 0 P: 10	R: 0 E: 0 K: 0 S: 6	H: 0 LOB: 0 BB: 1 P: 14	R: 0 E: 0 K: 0 S: 6	H: 0 LOB: 0 BB: 0 P: 15	R: 0 E: 0 K: 0 S: 5	H: 0 LOB: 1 BB: 1 P: 8	R: 2 E: 0 K: 3 S: 13	H: 2 LOB: 2 BB: 1 P: 20	R: 0 E: 0 K: 0 S: 8	H: 0 LOB: 0 BB: 0 P: 11	R: 0 E: 0 K: 3 S: 10	H: 1 LOB: 1 BB: 0 P: 15	R: 0 E: 0 K: 0 S: 6	H: 1 LOB: 2 BB: 1 P: 14	R: 2 E: 0 K: 0 S: 10	H: 3 LOB: 2 BB: 1 P: 20	R: 0 E: 0 K: 1 S: 8	H: 0 LOB: 0 BB: 0 P: 12	1B: 6 2B: 2 3B: 0 HR: 0	SF: 0 SAC: 1 DP: 3 HBP: 0	WP: 0 PB: 0 SB: 0 CS: 1	PA: 45
<b>PITCHER</b>	48 Ross Detwiler, L (1,1) ERA: 5.0	IP: 5.0	WLS: 2	BF: 17	H: 4	R: 1	ER: 0	SO: 1	BB: 4	IBB: 0	HBP: 0	BLK: 0	WP: 0	HR: 0	S: 31	P: 62	ERA: 0.00	WHIP: 1.000								
<b>PITCHER</b>	26 Logan Kensing, R (11,1) ERA: 9.45	IP: 1.0	WLS: 0	BF: 3	H: 0	R: 0	ER: 0	SO: 1	BB: 0	IBB: 0	HBP: 0	BLK: 0	WP: 0	HR: 0	S: 8	P: 12	ERA: 0.00	WHIP: 0.000								

Washington Nationals @ Atlanta Braves  
Turner Field, Atlanta, GA  
Sat Oct 03 2009, 4:10 PM EDT  
Att: 28,278 - Sunny - 74 F

AB	36
R	4
H	8
RBI	4
BB	7
SO	5
LOB	19





