

Washington Nationals - 2010

Batter	1	2	3	4	5	6	7	8	9	AB	R	H	RBI	BB	SO	LOB	TOP
2 Roger Bernadina, L (1, 7) 29 Willy Taveras, R (6, 7)	G6-3		K														3 0 1 0 1 1 1 0 0 0 0 1 0 0
20 Adam Kennedy, L (1, 4) 12 Alberto Gonzalez, R (5, 4)	G3					F7		FC3-6									3 0 1 0 0 0 1 2 0 0 0 0 0 3
11 Ryan Zimmerman, R (1, 5) 24 Pete Orr, L (5, 5)	G5-3					F8		P4									3 0 0 0 0 0 2 2 0 0 0 0 1 3
38 Chris Duncan, L (1, 3) 62 Derek Norris, R (9, PH)		K				G4-3											3 1 1 0 1 1 1 1 0 0 0 0 0 0
34 Elijah Dukes, R (1, 9) 10 Eric Bruntlett, R (6, 6)	G5-3																3 2 2 0 0 0 0 2 0 0 0 0 1 1
7 Ivan Rodriguez, R (1, 2) 23 Wil Nieves, R (5, 2)	G6-3																2 0 0 0 0 1 2 3 0 0 0 0 1 2
30 Justin Maxwell, R (1, 8)																	2 2 0 0 2 1 3
28 Michael Morse, R (1, 10) 32 Kevin Mench, R (8, PH)																	2 2 2 2 1 0 0 1 0 0 0 0 0 0
6 Ian Desmond, R (1, 6) 3 Jerry Owens, L (8, PH)																	3 1 2 6 0 0 1 1 0 1 0 0 0 0
Inning Stats	R: 0 H: 0 E: 0 LOB: 0 K: 0 BB: 0 S: 3 P: 3	R: 0 H: 0 E: 0 LOB: 0 K: 1 BB: 0 S: 5 P: 5	R: 2 H: 3 E: 0 LOB: 1 K: 1 BB: 1 S: 8 P: 12	R: 2 H: 3 E: 0 LOB: 1 K: 2 BB: 0 S: 10 P: 10	R: 0 H: 0 E: 0 LOB: 1 K: 0 BB: 1 S: 3 P: 7	R: 4 H: 3 E: 0 LOB: 1 K: 0 BB: 2 S: 8 P: 18	R: 0 H: 0 E: 0 LOB: 1 K: 1 BB: 1 S: 5 P: 9	R: 0 H: 1 E: 0 LOB: 2 K: 1 BB: 1 S: 6 P: 11	R: 0 H: 0 E: 0 LOB: 0 K: 1 BB: 0 S: 5 P: 5	1B: 6 SF: 0 2B: 3 SAC: 0 3B: 0 DP: 0 HR: 1 HBP: 0	WP: 1 PA: 42 PB: 0 SB: 2 CS: 1						
PITCHER	IP WLS BF H R ER SO BB IBB HBP BLK WP HR S P ERA WHIP	IP WLS BF H R ER SO BB IBB HBP BLK WP HR S P ERA WHIP	IP WLS BF H R ER SO BB IBB HBP BLK WP HR S P ERA WHIP	IP WLS BF H R ER SO BB IBB HBP BLK WP HR S P ERA WHIP	IP WLS BF H R ER SO BB IBB HBP BLK WP HR S P ERA WHIP	IP WLS BF H R ER SO BB IBB HBP BLK WP HR S P ERA WHIP	IP WLS BF H R ER SO BB IBB HBP BLK WP HR S P ERA WHIP	IP WLS BF H R ER SO BB IBB HBP BLK WP HR S P ERA WHIP	IP WLS BF H R ER SO BB IBB HBP BLK WP HR S P ERA WHIP	IP WLS BF H R ER SO BB IBB HBP BLK WP HR S P ERA WHIP	IP WLS BF H R ER SO BB IBB HBP BLK WP HR S P ERA WHIP						
32 Derek Lowe, R (1, 1) 13 Billy Wagner, L (3, 1) 40 Takashi Saito, R (4, 1) 43 Jesse Chavez, R (5, 1) 38 Mike Dunn, L (6, 1)	2.0 0 6 0 0 0 1 0 0 0 0 0 0 0 8 8 0.00 0.000	1.0 B 6 3 2 2 1 1 0 0 0 0 0 0 0 8 12 18.00 4.000	1.0 W 6 3 2 2 2 2 0 0 0 0 0 0 0 10 10 18.00 3.000	1.2 11 3 4 4 0 3 0 0 0 0 1 10 24 21.60 3.600	1.1 H 5 0 0 0 1 1 0 0 0 0 0 0 6 10 0.00 0.750	2.0 S 8 1 0 0 2 1 0 0 0 0 1 0 0 16 0.00 1.000											
14 Martin Prado, R (1, 4) 7 Brooks Conrad, S (5, 4)	G6-3																3 1 2 2 0 0 0 2 1 1 1 0 0 1
71 Jason Heyward, L (1, 9) 1 Gregor Blanco, L (5, 9)	G3																3 1 1 1 0 0 1 2 0 2 1 0 0 0
10 Chipper Jones, S (1, 5) 7 Joe Thurston, L (4, 5)	G6-3																2 0 0 0 0 0 1 2 1 1 1 0 0 1
25 Troy Glaus, R (1, 3) 70 Freddie Freeman, L (4, 3)																	0 1 0 0 2 0 0 3 0 1 2 0 0 1
16 Brian McCann, L (1, 2) 57 Orlando Mercado, R (5, 2)																	3 1 1 0 0 0 3 0 0 0 0 2 0 0
19 Yunel Escobar, R (1, 6) 69 Brandon Hicks, R (5, 6)																	3 2 3 2 0 0 0 2 0 1 0 0 1 2
53 Melky Cabrera, S (1, 8) 78 Matt Young, L (5, 8)																	3 1 2 1 0 0 1 1 0 1 0 1 0 0
8 David Ross, R (1, 10) 77 Cody Johnson, L (9, 10)																	3 2 1 0 1 0 4 1 0 0 0 0 0 0
18 Brent Cleven, R (1, 7)																	4 0 0 0 0 1 7
Inning Stats	R: 0 H: 0 E: 0 LOB: 0 K: 0 BB: 0 S: 3 P: 3	R: 2 H: 3 E: 0 LOB: 2 K: 0 BB: 2 S: 5 P: 13	R: 0 H: 1 E: 0 LOB: 1 K: 0 BB: 1 S: 5 P: 9	R: 7 H: 7 E: 1 LOB: 1 K: 0 BB: 0 S: 11 P: 11	R: 1 H: 2 E: 0 LOB: 1 K: 0 BB: 0 S: 5 P: 5	R: 0 H: 1 E: 0 LOB: 3 K: 0 BB: 2 S: 4 P: 12	R: 1 H: 2 E: 0 LOB: 2 K: 1 BB: 1 S: 8 P: 14	R: 0 H: 1 E: 0 LOB: 0 K: 1 BB: 0 S: 5 P: 5	R: 0 H: 0 E: 0 LOB: 0 K: 1 BB: 0 S: 5 P: 5	1B: 11 SF: 0 2B: 5 SAC: 2 3B: 0 DP: 0 HR: 1 HBP: 0	WP: 0 PA: 45 PB: 0 SB: 1 CS: 1						
PITCHER	IP WLS BF H R ER SO BB IBB HBP BLK WP HR S P ERA WHIP	IP WLS BF H R ER SO BB IBB HBP BLK WP HR S P ERA WHIP	IP WLS BF H R ER SO BB IBB HBP BLK WP HR S P ERA WHIP	IP WLS BF H R ER SO BB IBB HBP BLK WP HR S P ERA WHIP	IP WLS BF H R ER SO BB IBB HBP BLK WP HR S P ERA WHIP	IP WLS BF H R ER SO BB IBB HBP BLK WP HR S P ERA WHIP	IP WLS BF H R ER SO BB IBB HBP BLK WP HR S P ERA WHIP	IP WLS BF H R ER SO BB IBB HBP BLK WP HR S P ERA WHIP	IP WLS BF H R ER SO BB IBB HBP BLK WP HR S P ERA WHIP	IP WLS BF H R ER SO BB IBB HBP BLK WP HR S P ERA WHIP	IP WLS BF H R ER SO BB IBB HBP BLK WP HR S P ERA WHIP						
43 Miguel Batista, R (1, 1) 35 Craig Stammen, R (3, 1) 50 Jesse English, L (4, 1) 46 Ryan Speier, R (5, 1) 45 Doug Slaten, L (6, 1)	2.0 0 10 3 2 2 0 2 0 0 0 0 0 0 10 14 9.00 2.500	1.1 L 9 4 4 4 0 1 0 0 0 0 0 0 6 6 13.50 6.000	1.0 5 2 1 1 0 0 0 0 0 0 0 5 5 9.00 2.000	1.0 6 1 0 0 0 2 0 0 0 0 0 4 12 0.00 3.000	1.0 3 1 0 0 1 0 0 0 0 0 0 5 5 0.00 1.000												

Washington Nationals @ Atlanta Braves
Champion Stadium, Lake Buena Vista, FL
Fri Mar 05 2010, 1:09 PM - 4:14 PM EST
Att: 4,473 - Sunny - 58 F

AB 36
R 8
H 10
RBI 8
BB 6
SO 7
LOB 20



Washington Nationals @ Atlanta Braves
Champion Stadium, Lake Buena Vista, FL
Fri Mar 05 2010, 1:09 PM - 4:14 PM EST
Att: 4,473 - Sunny - 58 F

AB 37
R 11
H 17
RBI 11
BB 6
SO 2
LOB 22



Batter	1	2	3	4	5	6	7	8	9	AB	R	H	RBI	BB	SO	LOB	TOP																	
16 Ángel Pagán, S OBP: 0.300, SLG: 0.400 92 Jason Pridle, L OBP: 0.333, SLG: 0.455	G4-3	G4-3		FC4-6 26 1B 22 E 1-2			K		FC5-2 11 1B BB 1-2 2-3	4	1	1	0	0	0	1																		
26 Fernando Martínez, L OBP: 0.200, SLG: 1.133 67 Mike Cervenak, R OBP: 0.400, SLG: 0.400	35 BB 22 HBP 66 SF7 1B		HR	22 E 1-2			HR	71 G6-4-3 1B	FC5-2 11 1B 1-2 2-3 3-H	4	3	4	2	0	0	0																		
22 Jolbert Cabrera, R OBP: 0.500, SLG: 0.333 11 Anderson Hernández, S OBP: 0.500, SLG: 0.333	78 1B HBP 1-2		K	35 G6-3 BB 1-2 2-H			K	F9	1B 1-2 2-H 3-H	2	1	0	0	1	2	0																		
35 Mike Jacobs, L OBP: 0.667, SLG: 0.667 71 Mike Nickeas, R OBP: 0.667, SLG: 0.667	78 1B BB 1-2 2-3		78 1B 4 1B BB	G6-3 1-2			HR	G6-4-3	K	2	2	1	1	2	0	2																		
66 Mike Hessman, R OBP: 0.200, SLG: 0.222 63 Shawn Bowman, R OBP: 0.600, SLG: 0.750	SF7		P4				91 2B 1B		78 2B 1B	3	1	1	1	0	0	1																		
78 Ike Davis, L OBP: 0.600, SLG: 0.923	3-H 1-2 2-H 1B		4 1B 1B				K		91 1B 2B 1-H	5	1	3	2	0	2	1																		
4 Henry Blanco, R OBP: 0.200, SLG: 0.200 30 Josh Thole, L OBP: 0.333, SLG: 0.333	F7		1-2 2-H 1B				G4-3		91 2B 79 1B 1B	3	0	1	1	0	0	2																		
91 Kirk Nieuwenhuis, L OBP: 0.455, SLG: 0.444			K	G3			F7		92 BB 67 1B FC5-2 2-H	5	1	2	2	0	1	2																		
79 Rubén Tejada, R OBP: 0.357, SLG: 0.357 80 Luis Hernández, S OBP: 0.333, SLG: 0.111			K				G5-3		67 FC5-2 11 1B 92 BB 1-2	4	0	2	2	0	1	0																		
Inning Stats	R: 2 E: 0 K: 0 S: 5	H: 2 LOB: 2 BB: 1 P: 10	R: 0 E: 0 K: 2 S: 7	H: 0 LOB: 0 BB: 0 P: 7	R: 2 E: 0 K: 1 S: 10	H: 3 LOB: 2 BB: 1 P: 17	R: 1 E: 1 K: 0 S: 4	H: 2 LOB: 1 BB: 1 P: 8	R: 0 E: 0 K: 1 S: 5	H: 0 LOB: 0 BB: 0 P: 5	R: 0 E: 0 K: 3 S: 3	H: 1 LOB: 1 BB: 0 P: 3	R: 5 E: 0 K: 3 S: 17	H: 6 LOB: 1 BB: 0 P: 20	R: 0 E: 0 K: 0 S: 3	H: 1 LOB: 0 BB: 0 P: 3	R: 4 E: 0 K: 2 S: 12	H: 5 LOB: 2 BB: 1 P: 16	1B: 14 2B: 3 3B: 0 HR: 3	SF: 1 SAC: 0 DP: 2 HBP: 1	WP: 0 PB: 0 SB: 0 CS: 0	PA: 49												
PITCHER	IP WLS BF H R ER SO BB IBB HBP BLK WP HR S P ERA WHIP	31 John Lannan, L ERA: 9.0	56 Shawn Estes, L ERA: 15.0	29 Josh Wilkie, R ERA: 4.0	65 Aaron Thompson, L ERA: 0.500	39 Tyler Walker, R ERA: 45.0	66 Atahualpa Severino, L ERA: 17.0	17 Sean Burnett, L ERA: 54.0	27 Andrew Kown, R ERA: 0.000	IP WLS BF H R ER SO BB IBB HBP BLK WP HR S P ERA WHIP	66 Atahualpa Severino, L ERA: 17.0	17 Sean Burnett, L ERA: 54.0	27 Andrew Kown, R ERA: 0.000	IP WLS BF H R ER SO BB IBB HBP BLK WP HR S P ERA WHIP	66 Atahualpa Severino, L ERA: 17.0	17 Sean Burnett, L ERA: 54.0	27 Andrew Kown, R ERA: 0.000	IP WLS BF H R ER SO BB IBB HBP BLK WP HR S P ERA WHIP	66 Atahualpa Severino, L ERA: 17.0	17 Sean Burnett, L ERA: 54.0	27 Andrew Kown, R ERA: 0.000	IP WLS BF H R ER SO BB IBB HBP BLK WP HR S P ERA WHIP	66 Atahualpa Severino, L ERA: 17.0	17 Sean Burnett, L ERA: 54.0	27 Andrew Kown, R ERA: 0.000	IP WLS BF H R ER SO BB IBB HBP BLK WP HR S P ERA WHIP	66 Atahualpa Severino, L ERA: 17.0	17 Sean Burnett, L ERA: 54.0	27 Andrew Kown, R ERA: 0.000	IP WLS BF H R ER SO BB IBB HBP BLK WP HR S P ERA WHIP	66 Atahualpa Severino, L ERA: 17.0	17 Sean Burnett, L ERA: 54.0	27 Andrew Kown, R ERA: 0.000	IP WLS BF H R ER SO BB IBB HBP BLK WP HR S P ERA WHIP

New York Mets @ Washington Nationals
Space Coast Stadium, Viera, FL
Sat Mar 06 2010, 1:20 PM - 4:16 PM EST
Att: 5,843 - Sunny - 66 F

AB	43
R	14
H	20
RBI	13
BB	4
SO	9
LOB	18



Batter	1	2	3	4	5	6	7	8	9	AB	R	H	RBI	BB	SO	LOB	BOTTOM													
1 Nyjer Morgan, L OBP: 0.333, SLG: 0.333 30 Justin Maxwell, R OBP: 0.333, SLG: 0.333	P6	F7		G6-3						3	0	0	0	1	0	0														
15 Cristian Guzman, S OBP: 0.500, SLG: 0.500 29 Willy Taveras, R OBP: 0.333, SLG: 0.333	E3 44 1B 1B	11 1B 1B								4	1	2	1	0	0	0														
11 Ryan Zimmerman, R OBP: 0.286, SLG: 0.286 6 Ian Desmond, R OBP: 0.625, SLG: 1.143	44 1B 1B	1-3 1B								4	0	2	0	0	1	3														
44 Adam Dunn, L OBP: 0.167, SLG: 0.167 2 Roger Bernadina, L OBP: 0.444, SLG: 0.286	28 G4-3 1B	G4-3								3	0	1	1	0	1	2														
28 Michael Morse, R OBP: 0.333, SLG: 0.636	G4-3 1-2									5	1	1	1	0	0	2														
22 Willie Harris, L OBP: 0.333, SLG: 0.333 62 Derek Norris, R OBP: 0.333, SLG: 0.333		G1-3		G3						3	0	0	0	0	1	0														
23 Wil Nieves, R OBP: 0.250, SLG: 0.250 24 Pete Orr, L OBP: 0.333, SLG: 0.333				G6-3						3	1	1	0	0	0	0														
12 Alberto Gonzalez, R OBP: 0.250, SLG: 0.143										3	2	1	0	1	0	0														
10 Eric Bruntlett, R OBP: 0.444, SLG: 0.875										3	1	2	3	0	0	0														
Inning Stats	R: 1 E: 1 K: 0 S: 5	H: 2 LOB: 1 BB: 0 P: 5	R: 3 E: 0 K: 0 S: 8	H: 5 LOB: 0 BB: 0 P: 10	R: 0 E: 0 K: 0 S: 3	H: 0 LOB: 0 BB: 0 P: 3	R: 0 E: 0 K: 0 S: 3	H: 0 LOB: 0 BB: 0 P: 3	R: 0 E: 0 K: 1 S: 5	H: 0 LOB: 0 BB: 0 P: 5	R: 2 E: 0 K: 2 S: 9	H: 2 LOB: 3 BB: 2 P: 18	R: 0 E: 0 K: 2 S: 7	H: 0 LOB: 1 BB: 1 P: 11	R: 0 E: 0 K: 1 S: 6	H: 1 LOB: 2 BB: 1 P: 10	R: 0 E: 0 K: 1 S: 5	H: 0 LOB: 0 BB: 0 P: 5	1B: 7 2B: 1 3B: 0 HR: 2	SF: 0 SAC: 0 DP: 1 HBP: 1	WP: 0 PB: 0 SB: 0 CS: 0	PA: 42								
PITCHER	IP WLS BF H R ER SO BB IBB HBP BLK WP HR S P ERA WHIP	34 Mike Pelfrey, R ERA: 9.0	40 Eddie Kunz, R ERA: 27.0	77 Eric Niesen, L ERA: 4.91	50 Sean Green, R ERA: 9.0	90 Travis Blackley, L ERA: 0.000	64 Elmer Dessens, R ERA: 6.75	IP WLS BF H R ER SO BB IBB HBP BLK WP HR S P ERA WHIP	64 Elmer Dessens, R ERA: 6.75	IP WLS BF H R ER SO BB IBB HBP BLK WP HR S P ERA WHIP	64 Elmer Dessens, R ERA: 6.75	IP WLS BF H R ER SO BB IBB HBP BLK WP HR S P ERA WHIP	64 Elmer Dessens, R ERA: 6.75	IP WLS BF H R ER SO BB IBB HBP BLK WP HR S P ERA WHIP	64 Elmer Dessens, R ERA: 6.75	IP WLS BF H R ER SO BB IBB HBP BLK WP HR S P ERA WHIP	64 Elmer Dessens, R ERA: 6.75	IP WLS BF H R ER SO BB IBB HBP BLK WP HR S P ERA WHIP	64 Elmer Dessens, R ERA: 6.75	IP WLS BF H R ER SO BB IBB HBP BLK WP HR S P ERA WHIP	64 Elmer Dessens, R ERA: 6.75	IP WLS BF H R ER SO BB IBB HBP BLK WP HR S P ERA WHIP	64 Elmer Dessens, R ERA: 6.75	IP WLS BF H R ER SO BB IBB HBP BLK WP HR S P ERA WHIP	64 Elmer Dessens, R ERA: 6.75	IP WLS BF H R ER SO BB IBB HBP BLK WP HR S P ERA WHIP	64 Elmer Dessens, R ERA: 6.75	IP WLS BF H R ER SO BB IBB HBP BLK WP HR S P ERA WHIP	64 Elmer Dessens, R ERA: 6.75	IP WLS BF H R ER SO BB IBB HBP BLK WP HR S P ERA WHIP

New York Mets @ Washington Nationals
Space Coast Stadium, Viera, FL
Sat Mar 06 2010, 1:20 PM - 4:16 PM EST
Att: 5,843 - Sunny - 66 F

AB	37
R	6
H	10
RBI	6
BB	4
SO	7
LOB	12



Batter	1	2	3	4	5	6	7	8	9	AB	R	H	RBI	BB	SO	LOB	TOP				
30 Justin Maxwell, R (1, 8) BB	4-0 6 1B BB	0-3 K		0-3 K			0-3 K		0-0 F8	4	1	0	0	1	3	2					
6 Ian Desmond, R (1, 6) OBP: 0.583, SLG: 0.909	1-0 28 HR 1B	0-0 F9			0-0 34 F 1B		0-0 G5-3		1-0 F7	4	1	2	1	0	0	1					
10 Eric Bruntlett, R (7, 6) OBP: 0.400, SLG: 0.778									1-2 K	1	0	0	0	0	0	1					
34 Elijah Dukes, R (1, 9) OBP: 0.200, SLG: 0.300									0-3 K	4	0	0	0	0	2	2					
2 Roger Bernadina, L (7, 9) OBP: 0.400, SLG: 0.250	0-3 K			0-0 P3		0-0 FC6			0-0 K	1	0	0	0	0	1	2					
28 Michael Morse, R (1, 3) OBP: 0.313, SLG: 0.733	1-0 1-H HR			0-0 F8		0-3 K			0-0 G5-3	4	1	1	2	0	1	2					
7 Ivan Rodriguez, R (1, 2) OBP: 0.250, SLG: 0.250	0-0 G5-3			0-0 P3		0-3 K			0-0 K	3	1	1	0	0	1	2					
56 Jamie Burke, R (6, 2) OBP: 0.500, SLG: 0.500									0-0 K	1	0	1	0	0	0	0					
24 Pete Orr, L (8, PR) (8, 4)									0-0 K	0	0	0	0	0	0	0					
32 Kevin Mench, R (1, 10) OBP: 0.426, SLG: 1.000	0-0 F8			0-0 20 1B 2B		0-0 F7			0-0 22 1B 1B	4	0	2	1	0	0	2					
20 Adam Kennedy, L (1, 4) OBP: 0.300, SLG: 0.400									0-0 F8	4	0	1	0	0	0	2					
62 Derek Norris, R (8, 2)									0-0 L6	0	0	0	0	0	0	0					
12 Alberto Gonzalez, R (1, 5) OBP: 0.300, SLG: 0.333									0-0 K	2	1	1	0	0	1	0					
22 Willie Harris, L (6, PH) OBP: 0.125, SLG: 0.125									0-0 K	2	0	1	0	0	1	0					
29 Willy Taveras, R (1, 7) OBP: 0.286, SLG: 0.167									0-0 E1	3	0	1	1	0	1	0					
38 Chris Duncan, L (6, 7) OBP: 0.375, SLG: 0.167										1	0	0	0	0	0	0					
3 Jerry Owens, L (9, PR) OBP: 0.750, SLG: 1.000										0	0	0	0	0	0	0					
Inning Stats	R: 3 E: 0 K: 1 S: 7	H: 2 LOB: 0 BB: 1 P: 13	R: 1 E: 0 K: 1 S: 7	H: 2 LOB: 1 BB: 0 P: 7	R: 1 E: 0 K: 0 S: 5	H: 3 LOB: 2 BB: 0 P: 5	R: 0 E: 0 K: 3 S: 9	H: 0 LOB: 0 BB: 0 P: 9	R: 0 E: 1 K: 2 S: 9	H: 0 LOB: 2 BB: 0 P: 9	R: 0 E: 0 K: 2 S: 7	H: 0 LOB: 0 BB: 0 P: 7	R: 0 E: 0 K: 0 S: 5	H: 3 LOB: 2 BB: 0 P: 5	R: 0 E: 1 K: 1 S: 6	H: 0 LOB: 2 BB: 0 P: 7	1B: 8 2B: 2 3B: 0 HR: 1	SF: 0 SAC: 0 DP: 0 HBP: 0	WP: 0 PB: 0 SB: 3 CS: 0	PA: 39	
PITCHER	IP WLS BF H R ER SO BB IBB HBP BLK WP HR S P ERA WHIP	IP WLS BF H R ER SO BB IBB HBP BLK WP HR S P ERA WHIP	IP WLS BF H R ER SO BB IBB HBP BLK WP HR S P ERA WHIP	IP WLS BF H R ER SO BB IBB HBP BLK WP HR S P ERA WHIP	IP WLS BF H R ER SO BB IBB HBP BLK WP HR S P ERA WHIP	IP WLS BF H R ER SO BB IBB HBP BLK WP HR S P ERA WHIP	IP WLS BF H R ER SO BB IBB HBP BLK WP HR S P ERA WHIP	IP WLS BF H R ER SO BB IBB HBP BLK WP HR S P ERA WHIP	IP WLS BF H R ER SO BB IBB HBP BLK WP HR S P ERA WHIP	IP WLS BF H R ER SO BB IBB HBP BLK WP HR S P ERA WHIP	IP WLS BF H R ER SO BB IBB HBP BLK WP HR S P ERA WHIP	IP WLS BF H R ER SO BB IBB HBP BLK WP HR S P ERA WHIP	IP WLS BF H R ER SO BB IBB HBP BLK WP HR S P ERA WHIP	IP WLS BF H R ER SO BB IBB HBP BLK WP HR S P ERA WHIP	IP WLS BF H R ER SO BB IBB HBP BLK WP HR S P ERA WHIP	IP WLS BF H R ER SO BB IBB HBP BLK WP HR S P ERA WHIP	IP WLS BF H R ER SO BB IBB HBP BLK WP HR S P ERA WHIP	IP WLS BF H R ER SO BB IBB HBP BLK WP HR S P ERA WHIP	IP WLS BF H R ER SO BB IBB HBP BLK WP HR S P ERA WHIP	IP WLS BF H R ER SO BB IBB HBP BLK WP HR S P ERA WHIP	IP WLS BF H R ER SO BB IBB HBP BLK WP HR S P ERA WHIP

Washington Nationals @ New York Mets
 Digital Domain Park, Port St. Lucie, FL
 Sun Mar 07 2010, 1:21 PM - 3:43 PM EST
 Att: 5,317 - Sunny - 68 F

AB	38
R	5
H	11
RBI	5
BB	1
SO	11
LOB	16



Batter	1	2	3	4	5	6	7	8	9	AB	R	H	RBI	BB	SO	LOB	BOTTOM				
19 Gary Matthews, S (1, 8) OBP: 0.462, SLG: 0.700	0-0 F9									2	1	0	0	2	0	0					
62 Jesus Feliciano, L (8, 8) OBP: 0.500, SLG: 0.500										0	0	0	0	0	0	0					
91 Kirk Nieuwenhuis, L (9, 8) OBP: 0.455, SLG: 0.444										0	0	0	0	0	0	0					
1 Luis Castillo, S (1, 4) OBP: 0.500, SLG: 0.375	0-0 5 G6-4-3 1B									4	0	1	0	0	0	3					
11 Anderson Hernandez, S (8, 4) OBP: 0.500, SLG: 0.333										0	0	0	0	0	0	0					
5 David Wright, R (1, 5) OBP: 0.442, SLG: 0.875	0-0 G6-4-3 1-2 1B									3	0	1	1	0	0	1					
63 Shawn Bowman, R (6, 5) OBP: 0.500, SLG: 0.600										1	0	0	0	0	0	0					
44 Jason Bay, R (1, 7) OBP: 0.333, SLG: 0.286										2	1	0	0	1	0	1					
92 Jason Pridle, L (6, 7) OBP: 0.308, SLG: 0.417										1	0	0	0	0	0	0					
28 Daniel Murphy, L (1, 3) OBP: 0.167, SLG: 0.100										2	1	0	0	1	0	0					
3 Chris Coste, R (7, 2) OBP: 0.400, SLG: 0.600										1	0	1	0	0	0	0					
12 Jeff Francoeur, R (1, 9) OBP: 0.200, SLG: 0.111										3	1	0	0	1	1	1					
13 Alex Cora, L (1, 6) OBP: 0.333, SLG: 0.333										3	1	1	1	0	0	0					
9 Omar Santos, R (1, 2) OBP: 0.571, SLG: 1.000										2	1	1	4	0	1	0					
78 Ike Davis, L (7, 3) OBP: 0.625, SLG: 1.000										1	0	1	0	0	0	0					
2 Frank Catalanotto, L (1, 10) OBP: 0.333, SLG: 0.600										2	0	0	0	0	0	0					
6 Nick Evaris, R (7, PH) (8, 10)										1	0	0	0	0	0	1					
Inning Stats	R: 0 E: 0 K: 0 S: 3	H: 1 LOB: 0 BB: 0 P: 3	R: 5 E: 0 K: 0 S: 7	H: 2 LOB: 0 BB: 3 P: 19	R: 0 E: 0 K: 0 S: 3	H: 0 LOB: 0 BB: 0 P: 3	R: 0 E: 0 K: 1 S: 5	H: 0 LOB: 0 BB: 0 P: 5	R: 1 E: 0 K: 0 S: 4	H: 1 LOB: 1 BB: 1 P: 8	R: 0 E: 0 K: 0 S: 3	H: 0 LOB: 0 BB: 0 P: 3	R: 0 E: 0 K: 0 S: 3	H: 1 LOB: 1 BB: 1 P: 7	R: 0 E: 0 K: 1 S: 6	H: 1 LOB: 1 BB: 0 P: 6	1B: 3 2B: 3 3B: 0 HR: 1	SF: 0 SAC: 0 DP: 2 HBP: 0	WP: 0 PB: 0 SB: 0 CS: 0	PA: 33	
PITCHER	IP WLS BF H R ER SO BB IBB HBP BLK WP HR S P ERA WHIP	IP WLS BF H R ER SO BB IBB HBP BLK WP HR S P ERA WHIP	IP WLS BF H R ER SO BB IBB HBP BLK WP HR S P ERA WHIP	IP WLS BF H R ER SO BB IBB HBP BLK WP HR S P ERA WHIP	IP WLS BF H R ER SO BB IBB HBP BLK WP HR S P ERA WHIP	IP WLS BF H R ER SO BB IBB HBP BLK WP HR S P ERA WHIP	IP WLS BF H R ER SO BB IBB HBP BLK WP HR S P ERA WHIP	IP WLS BF H R ER SO BB IBB HBP BLK WP HR S P ERA WHIP	IP WLS BF H R ER SO BB IBB HBP BLK WP HR S P ERA WHIP	IP WLS BF H R ER SO BB IBB HBP BLK WP HR S P ERA WHIP	IP WLS BF H R ER SO BB IBB HBP BLK WP HR S P ERA WHIP	IP WLS BF H R ER SO BB IBB HBP BLK WP HR S P ERA WHIP	IP WLS BF H R ER SO BB IBB HBP BLK WP HR S P ERA WHIP	IP WLS BF H R ER SO BB IBB HBP BLK WP HR S P ERA WHIP	IP WLS BF H R ER SO BB IBB HBP BLK WP HR S P ERA WHIP	IP WLS BF H R ER SO BB IBB HBP BLK WP HR S P ERA WHIP	IP WLS BF H R ER SO BB IBB HBP BLK WP HR S P ERA WHIP	IP WLS BF H R ER SO BB IBB HBP BLK WP HR S P ERA WHIP	IP WLS BF H R ER SO BB IBB HBP BLK WP HR S P ERA WHIP	IP WLS BF H R ER SO BB IBB HBP BLK WP HR S P ERA WHIP	IP WLS BF H R ER SO BB IBB HBP BLK WP HR S P ERA WHIP

Washington Nationals @ New York Mets
 Digital Domain Park, Port St. Lucie, FL
 Sun Mar 07 2010, 1:21 PM - 3:43 PM EST
 Att: 5,317 - Sunny - 68 F

AB	28
R	6
H	6
RBI	6
BB	5
SO	2
LOB	7



Batter	1	2	3	4	5	6	7	8	9	AB	R	H	RBI	BB	SO	LOB	TOP			
14 Austin Jackson, R OBP: 0.667, SLG: 0.846 57 Casper Wells, R OBP: 0.400, SLG: 1.000	G5-3		K			34 1B 30 HR 2B		F8		4	2	2	1	0	1	1	Detroit Tigers @ Washington Nationals Space Coast Stadium, Viera, FL Tue Mar 09 2010, 1:09 PM - 4:14 PM EST Att: 4,305 - Cloudy - 65 F			
34 Cleo Thomas, L OBP: 0.444, SLG: 0.706	G4-3		F7			30 HR 1B		BB		4	2	2	0	1	0	1				
30 Magglio Ordonez, R OBP: 0.333, SLG: 0.929 26 Brennan Boesch, L OBP: 0.375, SLG: 0.167	G6-3		L9			3-H HR		K		3	1	1	3	0	0	1				
24 Miguel Cabrera, R OBP: 0.368, SLG: 0.389 19 Jeff Larish, L OBP: 0.429, SLG: 0.333		K			G5-3	F7		33 BB 66 1B BB		4	0	1	1	0	1	0				
9 Carlos Guillen, S OBP: 0.313, SLG: 0.400 33 Ryan Strieby, R OBP: 0.500, SLG: 1.000	G5-3		G5-3		32 2B BB	F8		66 1B BB		3	1	0	0	1	0	1				
32 Don Kelly, L OBP: 0.583, SLG: 0.938 65 Kory Casto, L	13 1B 1B		27 1B 2B		13 WP 2B			P6		4	1	3	1	0	0	0				
13 Alex Avila, L OBP: 0.333, SLG: 0.417 66 Robinson Diaz, R OBP: 0.375, SLG: 0.375	1B		G6-3		G4-3			53 FC6-4 1B		3	0	1	0	0	0	2				
27 Brent Dlugach, R OBP: 0.286, SLG: 0.714	K		39 FC4-6 1B		G4-3	G5-3		F8		5	0	1	1	0	1	4				
39 Ramon Santiago, S OBP: 0.500, SLG: 0.222 53 Audy Ciriaco, R OBP: 0.364, SLG: 0.364			14 S 1B		FC4-6			G6-3	FC6-4	3	0	1	0	0	1	1				
										2	0	0	0	0	0	2				
Inning Stats	R: 0 E: 0 K: 0 S: 3	H: 0 LOB: 0 BB: 0 P: 3	R: 0 E: 0 K: 2 S: 9	H: 2 LOB: 2 BB: 0 P: 9	R: 0 E: 0 K: 1 S: 6	H: 1 LOB: 1 BB: 0 P: 6	R: 2 E: 0 K: 0 S: 5	H: 2 LOB: 1 BB: 1 P: 9	R: 3 E: 0 K: 1 S: 9	H: 4 LOB: 1 BB: 0 P: 10	R: 0 E: 0 K: 0 S: 3	H: 0 LOB: 0 BB: 0 P: 3	R: 0 E: 0 K: 1 S: 5	H: 0 LOB: 1 BB: 1 P: 9	R: 1 E: 0 K: 0 S: 4	H: 1 LOB: 2 BB: 2 P: 12	1B: 7 2B: 4 3B: 1 HR: 2	SF: 0 SAC: 0 DP: 0 HBP: 0	WP: 1 PB: 0 SB: 1 CS: 0	PA: 45
PITCHER	IP WLS BF H R ER SO	IP WLS BF H R ER SO	IP WLS BF H R ER SO	IP WLS BF H R ER SO	IP WLS BF H R ER SO	IP WLS BF H R ER SO	IP WLS BF H R ER SO	IP WLS BF H R ER SO	IP WLS BF H R ER SO	IP WLS BF H R ER SO	IP WLS BF H R ER SO	IP WLS BF H R ER SO	IP WLS BF H R ER SO	IP WLS BF H R ER SO	IP WLS BF H R ER SO	IP WLS BF H R ER SO	ERA WHIP	ERA WHIP		
37 Stephen Strasburg, R ERA: 9.0	2.0	2.0	2.0	2.0	2.0	2.0	2.0	2.0	2.0	2.0	2.0	2.0	2.0	2.0	2.0	2.0	0.00	1.000		
43 Miguel Batista, R ERA: 9.0	L	L	L	L	L	L	L	L	L	L	L	L	L	L	L	L	9.00	2.000		
39 Tyler Walker, R ERA: 37.3	1.2	1.2	1.2	1.2	1.2	1.2	1.2	1.2	1.2	1.2	1.2	1.2	1.2	1.2	1.2	1.2	32.40	4.800		
68 Victor Garate, L ERA: 6.75	0.1	0.1	0.1	0.1	0.1	0.1	0.1	0.1	0.1	0.1	0.1	0.1	0.1	0.1	0.1	0.1	0.00	0.000		
65 Aaron Thompson, L ERA:	2.0	2.0	2.0	2.0	2.0	2.0	2.0	2.0	2.0	2.0	2.0	2.0	2.0	2.0	2.0	2.0	0.00	0.500		

Batter	1	2	3	4	5	6	7	8	9	AB	R	H	RBI	BB	SO	LOB	BOTTOM			
1 Nyjer Morgan, L OBP: 0.267, SLG: 0.286 30 Justin Maxwell, R OBP: 0.385, SLG: 0.636	G5-3		15 S 1B			11 G6-3 11 S 1B		28 1B 2 BB BB	28 G4-6-3 BB	3	0	2	0	0	0	0	Detroit Tigers @ Washington Nationals Space Coast Stadium, Viera, FL Tue Mar 09 2010, 1:09 PM - 4:14 PM EST Att: 4,305 - Cloudy - 65 F			
15 Cristian Guzman, S OBP: 0.200, SLG: 0.200 10 Eric Bruntlett, R OBP: 0.385, SLG: 0.636	F7		G3-1			P5		2 BB 28 1B BB	F9	3	0	0	0	0	2					
11 Ryan Zimmerman, R OBP: 0.308, SLG: 0.538 28 Michael Morse, R OBP: 0.368, SLG: 0.722	16 FC5-4 1B		K2-3			G6-3		2 BB 6 2B 1B	G4-6-3	3	0	1	0	0	1					
16 Josh Willingham, R OBP: 0.167, SLG: 0.667 2 Roger Bernadina, L OBP: 0.417, SLG: 0.222	FC5-4		P4			L6		6 2B 38 1B BB		3	0	0	0	0	2					
20 Adam Kennedy, L OBP: 0.308, SLG: 0.462 12 Alberto Gonzalez, R OBP: 0.250, SLG: 0.215	G4-3		K					K		3	0	1	0	0	1	0				
6 Ian Desmond, R OBP: 0.583, SLG: 0.857	K		38 S BB					38 1B 2B		3	0	1	2	1	2	1				
38 Chris Duncan, L OBP: 0.333, SLG: 0.200	G4-3		K					F7		4	0	1	1	0	1	2				
59 Josh Whitesell, L OBP: 0.375, SLG: 0.286			G5-3			L4		F8		4	0	0	0	0	1	4				
23 Wil Nieves, R OBP: 0.200, SLG: 0.200 62 Derek Norris, R	G4-3		G4-3			G6-3		G5-3	10 F9 30 BB BB	2	0	0	0	0	1	0				
										1	0	0	0	1	0	0				
Inning Stats	R: 0 E: 0 K: 0 S: 4	H: 1 LOB: 1 BB: 0 P: 4	R: 0 E: 0 K: 1 S: 5	H: 0 LOB: 0 BB: 0 P: 5	R: 0 E: 0 K: 2 S: 7	H: 0 LOB: 0 BB: 0 P: 7	R: 0 E: 0 K: 1 S: 5	H: 0 LOB: 1 BB: 1 P: 9	R: 0 E: 0 K: 0 S: 8	H: 1 LOB: 1 BB: 0 P: 8	R: 0 E: 0 K: 2 S: 8	H: 1 LOB: 1 BB: 0 P: 8	R: 4 E: 0 K: 1 S: 8	H: 3 LOB: 3 BB: 3 P: 20	R: 0 E: 0 K: 0 S: 2	H: 0 LOB: 1 BB: 2 P: 10	1B: 5 2B: 2 3B: 0 HR: 0	SF: 0 SAC: 0 DP: 1 HBP: 0	WP: 0 PB: 1 SB: 3 CS: 0	PA: 39
PITCHER	IP WLS BF H R ER SO	IP WLS BF H R ER SO	IP WLS BF H R ER SO	IP WLS BF H R ER SO	IP WLS BF H R ER SO	IP WLS BF H R ER SO	IP WLS BF H R ER SO	IP WLS BF H R ER SO	IP WLS BF H R ER SO	IP WLS BF H R ER SO	IP WLS BF H R ER SO	IP WLS BF H R ER SO	IP WLS BF H R ER SO	IP WLS BF H R ER SO	IP WLS BF H R ER SO	IP WLS BF H R ER SO	ERA WHIP	ERA WHIP		
48 Rick Porcello, R ERA:	3.0	3.0	3.0	3.0	3.0	3.0	3.0	3.0	3.0	3.0	3.0	3.0	3.0	3.0	3.0	3.0	0.00	0.667		
45 Ryan Perry, R ERA:	1.0	1.0	1.0	1.0	1.0	1.0	1.0	1.0	1.0	1.0	1.0	1.0	1.0	1.0	1.0	1.0	0.00	0.000		
46 Jose Valverde, R ERA:	1.0	1.0	1.0	1.0	1.0	1.0	1.0	1.0	1.0	1.0	1.0	1.0	1.0	1.0	1.0	1.0	0.00	1.000		
49 Eddie Bonine, R ERA: 8.3	2.1	2.1	2.1	2.1	2.1	2.1	2.1	2.1	2.1	2.1	2.1	2.1	2.1	2.1	2.1	2.1	11.57	2.143		
43 Alfredo Figaro, R ERA: 13.5	0.2	0.2	0.2	0.2	0.2	0.2	0.2	0.2	0.2	0.2	0.2	0.2	0.2	0.2	0.2	0.2	13.50	4.500		

AB	41
R	9
H	14
RBI	9
BB	4
SO	5
LOB	16



Batter	1	2	3	4	5	6	7	8	9	AB	R	H	RBI	BB	SO	LOB	TOP																		
22 Willie Harris, L (1,4) 12 Alberto Gonzalez, R (7,4) OBP: 0.400, SLG: 0.538 OBP: 0.231, SLG: 0.250	F8		G4-3						FC1	4	1	2	1	0	0	0																			
6 Ian Desmond, R (1,6) 10 Eric Bruntlett, R (8,6) OBP: 0.550, SLG: 0.882 OBP: 0.357, SLG: 0.583	F9			G6-3					K	3	1	1	1	1	0	0																			
38 Chris Duncan, L (1,10) OBP: 0.235, SLG: 0.133	G3			G6-3					K	5	0	0	1	0	2	4																			
44 Adam Dunn, L (1,3) 59 Josh Whitesell, L (6, PR) OBP: 0.250, SLG: 0.250 OBP: 0.333, SLG: 0.250				G4-3					F7	3	0	2	0	0	0	0																			
28 Michael Morse, R (1,7) OBP: 0.348, SLG: 0.619									G5-3	3	0	0	0	1	1	1																			
30 Justin Maxwell, R (1,8) OBP: 0.400, SLG: 0.308									K	4	1	1	1	0	1	3																			
7 Ivan Rodriguez, R (1,2) 56 Jamie Burke, R (6, PH) OBP: 0.200, SLG: 0.200									G5-3	2	0	1	0	0	0	1																			
34 Elijah Dukes, R (1,9) 29 Willy Taveras, R (7,9) OBP: 0.250, SLG: 0.333 OBP: 0.375, SLG: 0.286				L8						3	0	0	0	0	0	1																			
24 Pete Orr, L (1,5) 32 Kevin Mench, R (9, PH) OBP: 0.083, SLG: 0.083 OBP: 0.375, SLG: 0.875				F8						3	1	1	0	0	0	0																			
Inning Stats	R: 0 E: 0 K: 0 S: 3	H: 0 LOB: 0 BB: 0 P: 3	R: 0 E: 0 K: 2 S: 8	H: 1 LOB: 1 BB: 0 P: 8	R: 0 E: 0 K: 0 S: 3	H: 0 LOB: 0 BB: 0 P: 3	R: 0 E: 0 K: 0 S: 3	H: 0 LOB: 0 BB: 0 P: 3	R: 0 E: 0 K: 0 S: 4	H: 1 LOB: 0 BB: 0 P: 4	R: 3 E: 0 K: 1 S: 9	H: 4 LOB: 3 BB: 1 P: 13	R: 0 E: 0 K: 1 S: 6	H: 1 LOB: 2 BB: 1 P: 10	R: 1 E: 0 K: 0 S: 6	H: 1 LOB: 0 BB: 0 P: 6	R: 0 E: 1 K: 3 S: 11	H: 1 LOB: 2 BB: 0 P: 11	1B: 5 2B: 1 3B: 2 HR: 1	SF: 0 SAC: 0 DP: 0 HBP: 0	WP: 1 PB: 0 SB: 0 CS: 0	PA: 39													
PITCHER	IP WLS BF H R ER SO BB IBB HBP BLK WP HR S P ERA WHIP	IP WLS BF H R ER SO BB IBB HBP BLK WP HR S P ERA WHIP																																	
33 Brad Penny, R (1,1) 31 Ryan Franklin, R (5,1) 73 Francisco Samuel, R (6,1) Shelby Miller, R (7,1) 41 Mitchell Boggs, R (8,1) ERA: 4.5 ERA: 8.1 ERA: 32.4 ERA: 0.00 ERA: 9.0	4.0 1.1 0.2 1.0 2.0	WLS W H H S	BF 13 9 3 5 9	H 1 5 3 2	R 0 3 0 1	ER 0 3 0 1	SO 2 3 0 1 3	BB 0 0 1 0 0	IBB 0 0 0 0 0	HBP 0 0 0 0 0	BLK 0 0 0 0 0	WP 0 0 0 1 0	HR 0 0 0 0 1	S 17 9 4 6 17	P 17 9 8 10 17	ERA 0.00 20.25 0.00 0.00 4.50	WHIP 0.250 3.750 1.500 2.000 1.000	41 Mitchell Boggs, R (9,1) ERA: 9.0	2.0 S 9 2 1 1 3	WLS S	BF 9	H 2	R 1	ER 1	SO 3	BB 0	IBB 0	HBP 0	BLK 0	WP 0	HR 1	S 17	P 17	ERA 4.50	WHIP 1.000

Washington Nationals @ St. Louis Cardinals
Roger Dean Stadium, Jupiter, FL
Wed Mar 10 2010, 1:15 PM - 3:54 PM EST
Att: 6,056 - Sunny - 75 F

AB	37
R	4
H	9
RBI	4
BB	2
SO	7
LOB	17





Batter	1	2	3	4	5	6	7	8	9	AB	R	H	RBI	BB	SO	LOB	BOTTOM							
55 Skip Schumaker, L (1,4) 3 Ruben Gotay, S (6,4) OBP: 0.263, SLG: 0.176 OBP: 0.500, SLG: 0.286	G1-3									3	0	1	0	0	0	0								
3 Felipe Lopez, S (1,5) 89 Donovan Solano, R (8,4) OBP: 0.231, SLG: 0.091 OBP: 0.750, SLG: 0.750										4	0	1	0	0	1	1								
23 David Freese, R (1,10) 74 Tyler Henley, L (6, PR) OBP: 0.375, SLG: 0.167										3	0	2	0	0	1	1								
34 Nick Stavinoha, R (1,7) 83 Mark Hamilton, L (8, PH) 41 Mitchell Boggs, R (9,1) OBP: 0.350, SLG: 0.421 OBP: 0.583, SLG: 0.625										3	1	1	0	0	2	3								
28 Colby Rasmus, L (1,8) 64 Shane Robinson, R (7,8) OBP: 0.476, SLG: 0.765 OBP: 0.538, SLG: 0.444										3	1	1	1	0	1	2								
47 Ryan Ludwick, R (1,9) 19 Matt Paganzzi, R (7,2) OBP: 0.294, SLG: 0.462 OBP: 0.167, SLG: 0.167										3	0	0	0	0	0	3								
4 Yadier Molina, R (1,2) 68 Jon Jay, L (7,9) OBP: 0.400, SLG: 0.600 OBP: 0.250, SLG: 0.333										2	1	1	0	0	0	1								
8 Allen Craig, R (1,3) OBP: 0.667, SLG: 2.000										3	2	2	3	0	0	0								
27 Tyler Greene, R (1,6) OBP: 0.188, SLG: 0.267										2	0	0	0	0	1	0								
Inning Stats	R: 0 E: 0 K: 1 S: 6	H: 2 LOB: 2 BB: 0 P: 6	R: 2 E: 0 K: 1 S: 7	H: 2 LOB: 0 BB: 0 P: 9	R: 0 E: 0 K: 1 S: 5	H: 1 LOB: 0 BB: 0 P: 5	R: 2 E: 1 K: 0 S: 5	H: 2 LOB: 0 BB: 0 P: 5	R: 0 E: 0 K: 0 S: 3	H: 0 LOB: 0 BB: 0 P: 3	R: 0 E: 0 K: 2 S: 8	H: 1 LOB: 2 BB: 0 P: 8	R: 2 E: 0 K: 1 S: 7	H: 2 LOB: 0 BB: 0 P: 7	R: 0 E: 0 K: 0 S: 4	H: 1 LOB: 1 BB: 0 P: 4	1B: 4 2B: 6 3B: 1 HR: 1	SF: 1 SAC: 1 DP: 2 HBP: 0	WP: 0 PB: 0 SB: 0 CS: 1	PA: 33				
PITCHER	IP WLS BF H R ER SO BB IBB HBP BLK WP HR S P ERA WHIP	IP WLS BF H R ER SO BB IBB HBP BLK WP HR S P ERA WHIP																						
49 Garrett Mock, R (1,1) 51 J.D. Martin, R (4,1) 55 Matt Capps, R (7,1) 42 Jason Bergmann, R (8,1) ERA: 3.6 ERA: 3.6 ERA: 15.0 ERA: 3.0	3.0 3.0 1.0 1.0	WLS L	BF 12 12 5 4	H 3 2 2 1	R 2 2 2 0	ER 2 2 2 0	SO 2 2 1 0	BB 0 0 0 0	IBB 0 0 0 0	HBP 0 0 0 0	BLK 0 0 0 0	WP 0 0 0 0	HR 1 0 0 0	S 18 16 7 4	P 20 16 7 4	ERA 6.00 6.00 18.00 0.00	WHIP 1.667 1.000 2.000 1.000							


Washington Nationals @ St. Louis Cardinals
Roger Dean Stadium, Jupiter, FL
Wed Mar 10 2010, 1:15 PM - 3:54 PM EST
Att: 6,056 - Sunny - 75 F


AB	31
R	6
H	11
RBI	5
BB	0
SO	6
LOB	13



Batter	1	2	3	4	5	6	7	8	9	AB R H RBI BB SO LOB	TOP																								
											<p>Houston Astros @ Washington Nationals Space Coast Stadium, Viera, FL Thu Mar 11 2010, 1:05 PM EST</p> <p>livebaseballscorecards.com</p> <p>AB 0 R 0 H 0 RBI 0 BB 0 SO 0 LOB 0</p> 																								
Inning Stats										1B: 0 SF: 0 WP: 0 PA: 0 2B: 0 SAC: 0 FB: 0 3B: 0 DP: 0 SB: 0 HR: 0 HBP: 0 CS: 0																									
PITCHER	IP	WLS	BF	H	R	ER	SO	BB	IBB	HBP	BLK	WP	HR	S	P	ERA	WHIP	PITCHER	IP	WLS	BF	H	R	ER	SO	BB	IBB	HBP	BLK	WP	HR	S	P	ERA	WHIP

Batter	1	2	3	4	5	6	7	8	9	AB R H RBI BB SO LOB	BOTTOM																								
											<p>Houston Astros @ Washington Nationals Space Coast Stadium, Viera, FL Thu Mar 11 2010, 1:05 PM EST</p> <p>livebaseballscorecards.com</p> <p>AB 0 R 0 H 0 RBI 0 BB 0 SO 0 LOB 0</p> 																								
Inning Stats										1B: 0 SF: 0 WP: 0 PA: 0 2B: 0 SAC: 0 FB: 0 3B: 0 DP: 0 SB: 0 HR: 0 HBP: 0 CS: 0																									
PITCHER	IP	WLS	BF	H	R	ER	SO	BB	IBB	HBP	BLK	WP	HR	S	P	ERA	WHIP	PITCHER	IP	WLS	BF	H	R	ER	SO	BB	IBB	HBP	BLK	WP	HR	S	P	ERA	WHIP

Batter	1	2	3	4	5	6	7	8	9	AB R H RBI BB SO LOB	TOP																								
											<p>New York Yankees @ Washington Nationals Space Coast Stadium, Viera, FL Fri Mar 12 2010, 1:05 PM EST</p> <p>livebaseballscorecards.com</p> <p>AB 0 R 0 H 0 RBI 0 BB 0 SO 0 LOB 0</p> 																								
Inning Stats										1B: 0 SF: 0 WP: 0 PA: 0 2B: 0 SAC: 0 FB: 0 3B: 0 DP: 0 SB: 0 HR: 0 HBP: 0 CS: 0																									
PITCHER	IP	WLS	BF	H	R	ER	SO	BB	IBB	HBP	BLK	WP	HR	S	P	ERA	WHIP	PITCHER	IP	WLS	BF	H	R	ER	SO	BB	IBB	HBP	BLK	WP	HR	S	P	ERA	WHIP

Batter	1	2	3	4	5	6	7	8	9	AB R H RBI BB SO LOB	BOTTOM																								
											<p>New York Yankees @ Washington Nationals Space Coast Stadium, Viera, FL Fri Mar 12 2010, 1:05 PM EST</p> <p>livebaseballscorecards.com</p> <p>AB 0 R 0 H 0 RBI 0 BB 0 SO 0 LOB 0</p> 																								
Inning Stats										1B: 0 SF: 0 WP: 0 PA: 0 2B: 0 SAC: 0 FB: 0 3B: 0 DP: 0 SB: 0 HR: 0 HBP: 0 CS: 0																									
PITCHER	IP	WLS	BF	H	R	ER	SO	BB	IBB	HBP	BLK	WP	HR	S	P	ERA	WHIP	PITCHER	IP	WLS	BF	H	R	ER	SO	BB	IBB	HBP	BLK	WP	HR	S	P	ERA	WHIP

Batter	1	2	3	4	5	6	7	8	9	AB	R	H	RBI	BB	SO	LOB	TOP					
24 Nate McLouth, L (1, 8) 1 Gregor Blanco, L (5, 8) OBP: 0.138, SLG: 0.080 OBP: 0.368, SLG: 0.214	G4-3		F8		G1-3		1B		BB	3	0	0	0	0	0	2	Atlanta Braves @ Washington Nationals Space Coast Stadium, Viera, FL Mon Mar 15 2010, 7:18 PM - 9:38 PM EDT Att: 5,030 - Partly Cloudy - 70 F					
14 Martin Prado, R (1, 4) 69 Brandon Hicks, R (5, 6) OBP: 0.484, SLG: 0.500 OBP: 0.316, SLG: 0.438	HR		K		1B		P4		G4-3-6-4	3	1	2	3	0	1	0						
71 Jason Heyward, L (1, 9) 18 Brent Cleven, R (5, 9) OBP: 0.607, SLG: 0.600 OBP: 0.208, SLG: 0.136	1B		P5		BB		P4			2	1	1	0	1	0	0						
16 Brian McCann, L (1, 2) 57 Orlando Mercado, R (5, 2) OBP: 0.500, SLG: 1.133	F8				E3				F7	3	0	0	0	0	0	3						
19 Yunel Escobar, R (1, 8) 37 Jo-Jo Reyes, L (5, 1) 38 Mike Dunn, L (7, 1) 30 Mitch Jones, R (8, PH) 65 Jeff Lyman, R (8, 1) 33 Mariano Gomez, L (9, 1)	1B				K				BB	3	0	1	0	0	1	3						
53 Melky Cabrera, S (1, 7) 78 Matt Young, L (6, 7) OBP: 0.438, SLG: 0.407 OBP: 0.417, SLG: 0.300	1B				F9				G3	2	0	1	1	1	0	0						
20 Eric Hinske, L (1, 3) 70 Freddie Freeman, L (6, 3) OBP: 0.476 OBP: 0.391, SLG: 0.381			P6		BB				G4-3	3	1	1	0	0	0	1						
4 Omar Infante, R (1, 5) 7 Joe Thurston, L (6, 5) OBP: 0.320, SLG: 0.304 OBP: 0.333, SLG: 0.555			K		1B				HR	3	1	1	0	0	1	0						
32 Derek Lowe, R (1, 1) 7 Brooks Conrad, S (5, 4) OBP: 0.444, SLG: 0.609			G6-3		1B				F9	2	0	0	0	0	1	2						
										2	0	0	0	0	0	0						
Inning Stats	R: 2 E: 0 K: 0 S: 6	H: 4 LOB: 2 BB: 0 P: 8	R: 0 E: 0 K: 1 S: 5	H: 0 LOB: 0 BB: 0 P: 5	R: 0 E: 0 K: 1 S: 5	H: 0 LOB: 0 BB: 0 P: 5	R: 0 E: 0 K: 0 S: 3	H: 0 LOB: 0 BB: 0 P: 3	R: 2 E: 0 K: 2 S: 11	H: 3 LOB: 3 BB: 1 P: 16	R: 0 E: 0 K: 0 S: 2	H: 0 LOB: 0 BB: 1 P: 6	R: 0 E: 0 K: 0 S: 4	H: 1 LOB: 1 BB: 0 P: 4	R: 0 E: 0 K: 0 S: 3	H: 0 LOB: 1 BB: 1 P: 7	R: 1 E: 0 K: 0 S: 4	H: 1 LOB: 0 BB: 1 P: 9	1B: 7 2B: 0 3B: 0 HR: 2	SF: 0 SAC: 0 DP: 2 HBP: 0	WP: 0 PB: 1 SB: 0 CS: 0	PA: 38
PITCHER	IP WLS BF H R ER SO BB IBB HBP BLK WP HR S P ERA WHIP																					
49 Garrett Mock, R (1, 1) ERA: 4.0	4.0 L 15 4 2 2 2 0 0 0 0 0 0 1 19 21 4.50 1.000																					
58 Drew Storen, R (5, 1) ERA: 4.5	1.0 8 3 2 2 2 1 0 0 0 0 0 0 11 16 18.00 4.000																					
39 Shairon Martis, R (6, 1) ERA: 16.2	2.0 7 1 0 0 0 1 0 0 0 0 0 0 6 10 0.00 1.000																					
39 Tyler Walker, R (8, 1) ERA: 27.0	1.0 4 0 0 0 0 1 0 0 0 0 0 0 3 7 0.00 1.000																					
55 Matt Capps, R (9, 1) ERA: 10.9	1.0 4 1 1 1 0 1 0 0 0 0 0 1 4 9 9.00 2.000																					

Batter	1	2	3	4	5	6	7	8	9	AB	R	H	RBI	BB	SO	LOB	BOTTOM					
30 Justin Maxwell, R (1, 8) OBP: 0.333, SLG: 0.304	G4-3		K							4	0	0	0	0	2	3	Atlanta Braves @ Washington Nationals Space Coast Stadium, Viera, FL Mon Mar 15 2010, 7:18 PM - 9:38 PM EDT Att: 5,030 - Partly Cloudy - 70 F					
6 Ian Desmond, R (1, 6) OBP: 0.446, SLG: 0.692	G6-3				G6-3		F7		K	4	0	0	0	0	1	2						
11 Ryan Zimmerman, R (1, 5) OBP: 0.348, SLG: 0.652 39 Tyler Walker, R (8, 1) 22 Willie Harris, L (8, PH) 55 Matt Capps, R (9, 1)	K				K		F8		P5	3	0	0	0	0	2	0						
44 Adam Dunn, L (1, 3) 24 Pete Orr, L (8, 5) OBP: 0.222, SLG: 0.176 OBP: 0.200, SLG: 0.143	G6-3				K		F9		1B	3	0	0	0	0	1	0						
34 Elijah Dukes, R (1, 9) OBP: 0.261, SLG: 0.250	K				G6-3		BB		K	3	0	0	0	1	2	1						
20 Adam Kennedy, L (1, 4) OBP: 0.292, SLG: 0.478	K				2B		BB		G1-6-3	3	1	1	0	1	1	1						
7 Ivan Rodriguez, R (1, 2) OBP: 0.286, SLG: 0.286 39 Shairon Martis, R (6, 1) 28 Michael Morse, R (7, PH) OBP: 0.310, SLG: 0.519					G4-3		1B			2	0	1	1	0	0	0						
2 Roger Bernadina, L (1, 7) OBP: 0.412, SLG: 0.286					E3		L4		1B	3	1	1	0	0	0	1						
49 Garrett Mock, S (1, 1) 58 Drew Storen, S (5, 1) 23 Wil Nieves, R (5, PH) OBP: 0.235, SLG: 0.235					SH1-3		FC6-4		1B	0	0	0	0	0	0	0						
										2	0	1	0	0	0	1						
Inning Stats	R: 0 E: 0 K: 1 S: 5	H: 0 LOB: 0 BB: 0 P: 5	R: 0 E: 0 K: 2 S: 7	H: 0 LOB: 0 BB: 0 P: 7	R: 0 E: 0 K: 1 S: 6	H: 0 LOB: 1 BB: 0 P: 6	R: 0 E: 0 K: 2 S: 7	H: 0 LOB: 0 BB: 0 P: 7	R: 1 E: 0 K: 0 S: 5	H: 2 LOB: 1 BB: 0 P: 5	R: 0 E: 0 K: 0 S: 3	H: 0 LOB: 0 BB: 0 P: 3	R: 0 E: 0 K: 0 S: 2	H: 0 LOB: 1 BB: 2 P: 10	R: 1 E: 0 K: 2 S: 9	H: 2 LOB: 1 BB: 0 P: 10	R: 0 E: 0 K: 1 S: 5	H: 1 LOB: 0 BB: 0 P: 8	1B: 4 2B: 1 3B: 0 HR: 0	SF: 0 SAC: 1 DP: 2 HBP: 0	WP: 1 PB: 0 SB: 0 CS: 0	PA: 33
PITCHER	IP WLS BF H R ER SO BB IBB HBP BLK WP HR S P ERA WHIP																					
32 Derek Lowe, R (1, 1) ERA: 3.86	4.0 W 13 0 0 0 0 0 0 0 0 0 0 0 8 8 4.50 1.000																					
37 Jo-Jo Reyes, L (5, 1) ERA: 3.0	2.0 8 2 1 1 0 0 0 0 0 0 0 0 8 8 4.50 1.000																					
38 Mike Dunn, L (7, 1) ERA: 1.69	1.0 H 4 0 0 0 0 2 0 0 0 0 0 0 2 10 0.00 2.000																					
65 Jeff Lyman, R (8, 1) ERA: 3.0	1.0 H 5 2 1 1 2 0 0 0 0 0 1 0 9 10 9.00 2.000																					
33 Mariano Gomez, L (9, 1) ERA: 2.45	1.0 S 3 1 0 0 1 0 0 0 0 0 0 0 5 8 0.00 1.000																					



Batter	1	2	3	4	5	6	7	8	9	AB	R	H	RBI	BB	SO	LOB	TOP			
29 Willy Taveras, R OBP: 0.438, SLG: 0.538 (1, 9)										3	1	2	1	0	0	1	Washington Nationals @ Houston Astros Osceola County Stadium, Kissimmee, FL Wed Mar 17, 2010, 1:16 PM - 3:47 PM EDT Att. 3,882 - Overcast - 68 F			
58 Drew Storen, S (7, 1)										0	0	0	0	0	0	0				
6 Ian Desmond, R OBP: 0.441, SLG: 0.645 Seth Bynum, R (8, 5)										1	0	0	0	0	0	0				
15 Cristian Guzman, S OBP: 0.287, SLG: 0.600 64 Luis Atlano, R (8, 1)										4	0	1	0	0	2	2				
30 Justin Maxwell, R OBP: 0.270, SLG: 0.241 (6, 9)										0	0	0	0	0	1	2				
24 Pete Orr, L OBP: 0.300, SLG: 0.278 (9, PH)										1	0	1	0	0	0	0				
38 Chris Duncan, L OBP: 0.267, SLG: 0.120 (1, 3)										4	0	1	0	0	2	1				
16 Josh Willingham, R OBP: 0.316, SLG: 0.722 2 Roger Bernadina, L OBP: 0.391, SLG: 0.263 (6, 7)										3	1	1	1	0	0	0				
8 Danny Espinosa, S OBP: 0.222, SLG: 0.125 (1, 4)										4	0	0	0	0	2	2				
10 Eric Bruntlett, R OBP: 0.250, SLG: 0.409 (8, 6)										4	0	0	0	0	3	2				
23 Wil Nieves, R OBP: 0.304, SLG: 0.348 55 Matt Capps, R (5, 1)										2	0	0	0	0	0	0				
39 Tyler Walker, R (6, 1)										0	0	0	0	0	0	0				
32 Kevin Mench, R OBP: 0.357, SLG: 0.846 (7, 9)										1	0	0	0	0	1	0				
21 Jason Marquis, L (1, 1)										1	0	0	0	0	1	0				
29 Josh Wilkie, R (4, 1)										0	0	0	0	0	0	0				
62 Derek Norris, R OBP: 0.545, SLG: 0.333 (5, 2)										2	0	1	0	0	0	0				
Inning Stats	R: 0 E: 0 K: 1 S: 6	H: 1 LOB: 1 BB: 0 P: 6	R: 0 E: 0 K: 2 S: 7	H: 0 LOB: 0 BB: 0 P: 7	R: 1 E: 0 K: 2 S: 9	H: 2 LOB: 1 BB: 0 P: 9	R: 1 E: 0 K: 2 S: 10	H: 1 LOB: 0 BB: 0 P: 13	R: 0 E: 0 K: 1 S: 6	H: 0 LOB: 0 BB: 0 P: 5	R: 0 E: 0 K: 2 S: 7	H: 0 LOB: 0 BB: 0 P: 7	R: 0 E: 0 K: 1 S: 5	H: 0 LOB: 0 BB: 0 P: 5	R: 0 E: 0 K: 0 S: 5	H: 2 LOB: 2 BB: 0 P: 5	1B: 3 2B: 1 3B: 1 HR: 2	SF: 0 SAC: 0 DP: 0 HBP: 0	WP: 0 PB: 0 SB: 0 CS: 0	PA: 34
PITCHER	IP WLS BF H R ER SO BB IBB HBP BLK WP HR S P ERA WHIP																			
51 Wandy Rodriguez, L ERA: 9.0 (1, 1)	4.0 W 16 4 2 2 7 0 0 0 0 0 0 2 32 35 4.50 1.000																			
48 Tim Lincecum, L ERA: 11.25 (5, 1)	1.0 4 1 0 0 1 0 0 0 0 0 0 0 6 6 0.00 1.000																			
73 Gustavo Chacin, L ERA: 4.15 (6, 1)	2.0 6 0 0 0 3 0 0 0 0 0 0 0 12 12 0.00 0.000																			
62 Roy Corcoran, R ERA: 6.23 (8, 1)	1.0 3 0 0 0 1 0 0 0 0 0 0 0 5 5 0.00 0.000																			
59 Wilton Lopez, R ERA: (9, 1)	1.0 5 2 0 0 0 0 0 0 0 0 0 0 5 5 0.00 2.000																			

Batter	1	2	3	4	5	6	7	8	9	AB	R	H	RBI	BB	SO	LOB	BOTTOM	
21 Michael Bourn, L OBP: 0.233, SLG: 0.207 26 Cory Sullivan, L OBP: 0.217, SLG: 0.143 (5, 8)										3	3	3	0	0	0	0	Washington Nationals @ Houston Astros Osceola County Stadium, Kissimmee, FL Wed Mar 17, 2010, 1:16 PM - 3:47 PM EDT Att. 3,882 - Overcast - 68 F	
3 Kazuo Matsui, S OBP: 0.379, SLG: 0.417 18 Edwin Maysonet, R OBP: 0.400, SLG: 0.526 (1, 4)										0	2	0	0	3	0	0		
9 Hunter Pence, R OBP: 0.571, SLG: 1.083 4 Jason Michaels, R OBP: 0.375, SLG: 0.800 (1, 9)										2	0	1	0	0	2	2		
45 Carlos Lee, R OBP: 0.364, SLG: 0.650 11 Jason Bourgeois, R OBP: 0.071, SLG: 0.231 (1, 7)										2	1	1	1	1	0	1		
16 Chris Shelton, R OBP: 0.240, SLG: 0.381 48 Tim Byrdak, L (5, 1)										1	0	0	1	0	0	0		
70 Brian Espinosa, R OBP: 0.167, SLG: 0.333 (6, 2)										2	0	0	0	0	0	2		
23 Chris Johnson, R OBP: 0.400, SLG: 0.704 59 Wilton Lopez, R (9, 1)										4	2	2	3	1	0	1		
12 Tommy Manzella, R OBP: 0.296, SLG: 0.370 69 Oswaldo Navarro, R OBP: 0.333, SLG: 0.273 (1, 6)										3	0	0	0	0	0	2		
55 Humberto Quintero, R OBP: 0.304, SLG: 0.318 73 Gustavo Chacin, L (6, 1)										3	0	2	2	0	0	0		
62 Roy Corcoran, R (8, 1)										1	0	0	0	0	0	2		
64 Drew Meyer, L OBP: 0.125, SLG: 0.125 (9, 5)										0	0	0	0	0	0	0		
51 Wandy Rodriguez, S (1, 1)										2	0	0	0	0	0	1		
8 Jeff Keppinger, R OBP: 0.474, SLG: 0.429 (5, 3)										0	1	0	0	2	0	0		
Inning Stats	R: 5 E: 0 K: 1 S: 11	H: 4 LOB: 1 BB: 2 P: 19	R: 2 E: 0 K: 0 S: 5	H: 2 LOB: 1 BB: 1 P: 9	R: 0 E: 0 K: 0 S: 3	H: 0 LOB: 0 BB: 0 P: 3	R: 1 E: 0 K: 1 S: 6	H: 2 LOB: 1 BB: 1 P: 10	R: 1 E: 0 K: 1 S: 7	H: 3 LOB: 2 BB: 0 P: 10	R: 1 E: 0 K: 1 S: 6	H: 1 LOB: 2 BB: 1 P: 11	R: 0 E: 0 K: 2 S: 7	H: 0 LOB: 0 BB: 0 P: 7	1B: 9 2B: 3 3B: 0 HR: 1	SF: 2 SAC: 0 DP: 0 HBP: 1	WP: 2 PB: 0 SB: 1 CS: 0	PA: 44
PITCHER	IP WLS BF H R ER SO BB IBB HBP BLK WP HR S P ERA WHIP																	
21 Jason Marquis, R ERA: 21.94 (1, 1)	3.1 L 21 8 8 0 0 1 4 0 0 0 0 0 0 4 4 21.60 3.600																	
29 Josh Wilkie, R (4, 1)	0.2 2 0 0 0 1 0 0 0 0 0 0 0 4 4 0.00 0.000																	
55 Matt Capps, R ERA: 10.5 (5, 1)	1.0 6 1 1 1 1 2 0 0 0 0 1 0 6 14 9.00 3.000																	
39 Tyler Walker, R ERA: 23.14 (6, 1)	1.0 6 3 1 1 0 0 0 0 0 0 0 1 7 10 9.00 3.000																	
58 Drew Storen, R ERA: 5.4 (7, 1)	1.0 6 1 1 1 1 1 0 1 0 0 0 0 6 11 9.00 2.000																	

Batter	1	2	3	4	5	6	7	8	9	AB	R	H	RBI	BB	SO	LOB	TOP					
8 Chris Coghlan, L (1,7) 79 Bryan Petersen, L (5,7)	0-0 F7		0-0 24 CS 1B		0-0 G4-3		0-0 G1-3		0-0 P3	3	0	1	0	0	0	0						
24 Cameron Maybin, R (1,8) 2 Hanley Ramirez, R (1,6) 1 Emilio Bonifacio, S (7,6)	0-0 G5-3		0-1 G4-3		2-2 HR		2-2 HR			4	2	2	2	0	0	1						
3 Jorge Cantu, R (1,5) 30 Brian Barden, R (7,5)		0-3 K		0-0 G5-3	0-0 F9		0-0 G6-3			4	0	0	0	0	1	1						
21 John Baker, L (1,2) 29 Ronny Paulino, R (6,2)		4-0 15 HR BB		0-0 25 E 15 1B		0-0 15 F8 25 2B		0-0 F9		2	2	2	0	1	0	0						
15 Gaby Sanchez, R (1,3) 25 Brett Carroll, R (1,9)	0-0 1-H HR		0-0 L7	0-0 1B	0-0 2-3 1B	0-0 2-3 2B	0-0 G6-3			4	1	2	2	0	0	1						
22 Donnie Murphy, R (1,4) 41 Chris Volstad, R (1,1) 13 Mike Lamb, L (5,PH) 73 Seth McClung, L (6,1) 52 Chris Leroux, L (7,1) 81 Logan Morrison, L (9,PH) 64 Tim Wood, R (9,1)	0-0 E6		0-0 K	0-0 K	0-0 F8	0-0 F8	0-0 F9		0-0 F9	4	0	0	0	0	1	3						
	0-0 G4-3		0-0 K	0-0 K	0-0 F9	0-0 F9		0-0 K		2	0	0	0	0	1	1						
Inning Stats	R: 0 E: 0 K: 0 S: 3	H: 0 LOB: 0 BB: 0 P: 3	R: 2 E: 1 K: 2 S: 9	H: 1 LOB: 1 BB: 1 P: 13	R: 0 E: 0 K: 0 S: 4	H: 1 LOB: 0 BB: 0 P: 4	R: 0 E: 1 K: 1 S: 7	H: 2 LOB: 2 BB: 0 P: 7	R: 1 E: 0 K: 0 S: 5	H: 2 LOB: 1 BB: 0 P: 11	R: 1 E: 0 K: 0 S: 6	H: 1 LOB: 0 BB: 0 P: 8	R: 0 E: 0 K: 1 S: 5	H: 0 LOB: 0 BB: 0 P: 5	R: 0 E: 0 K: 1 S: 5	H: 0 LOB: 0 BB: 0 P: 5	1B: 3 2B: 3 3B: 0 HR: 3	SF: 0 SAC: 0 DP: 0 HBP: 0	WP: 0 PB: 0 SB: 0 CS: 1	PA: 37		
PITCHER	IP WLS BF H R ER SO BB IBB HBP BLK WP HR S P ERA WHIP	IP WLS BF H R ER SO BB IBB HBP BLK WP HR S P ERA WHIP	IP WLS BF H R ER SO BB IBB HBP BLK WP HR S P ERA WHIP	IP WLS BF H R ER SO BB IBB HBP BLK WP HR S P ERA WHIP	IP WLS BF H R ER SO BB IBB HBP BLK WP HR S P ERA WHIP	IP WLS BF H R ER SO BB IBB HBP BLK WP HR S P ERA WHIP	IP WLS BF H R ER SO BB IBB HBP BLK WP HR S P ERA WHIP	IP WLS BF H R ER SO BB IBB HBP BLK WP HR S P ERA WHIP	IP WLS BF H R ER SO BB IBB HBP BLK WP HR S P ERA WHIP	IP WLS BF H R ER SO BB IBB HBP BLK WP HR S P ERA WHIP	IP WLS BF H R ER SO BB IBB HBP BLK WP HR S P ERA WHIP	IP WLS BF H R ER SO BB IBB HBP BLK WP HR S P ERA WHIP	IP WLS BF H R ER SO BB IBB HBP BLK WP HR S P ERA WHIP	IP WLS BF H R ER SO BB IBB HBP BLK WP HR S P ERA WHIP	IP WLS BF H R ER SO BB IBB HBP BLK WP HR S P ERA WHIP	IP WLS BF H R ER SO BB IBB HBP BLK WP HR S P ERA WHIP	IP WLS BF H R ER SO BB IBB HBP BLK WP HR S P ERA WHIP	IP WLS BF H R ER SO BB IBB HBP BLK WP HR S P ERA WHIP	IP WLS BF H R ER SO BB IBB HBP BLK WP HR S P ERA WHIP	IP WLS BF H R ER SO BB IBB HBP BLK WP HR S P ERA WHIP	IP WLS BF H R ER SO BB IBB HBP BLK WP HR S P ERA WHIP	IP WLS BF H R ER SO BB IBB HBP BLK WP HR S P ERA WHIP

Florida Marlins @ Washington Nationals
Space Coast Stadium, Viera, FL
Sat Mar 20 2010, 1:10 PM - 3:39 PM EDT
Att: 4,237 - Sunny - 73 F

AB 36
R 5
H 9
RBI 5
BB 1
SO 6
LOB 10



Batter	1	2	3	4	5	6	7	8	9	AB	R	H	RBI	BB	SO	LOB	BOTTOM					
2 Roger Bernadina, L (1,8) 15 Cristian Guzman, S (1,6) 10 Eric Bruntlett, R (7,6)	0-0 15 S 11 2B		0-0 F7			0-0 G3	0-0 L8			4	1	1	0	0	0	2						
11 Ryan Zimmerman, R (1,5) 24 Pete Orr, L (7,5)			0-0 11 CS 1B			0-0 F8		0-0 L6		3	0	1	0	0	1	1						
44 Adam Dunn, L (1,3) 38 Chris Duncan, L (8,3)	0-0 16 BB 2B		1-0 44 2-5 1B			0-0 F9		0-0 G3		3	0	2	1	0	0	0						
16 Josh Willingham, R (1,7) 29 Willy Taveras, R (7, PR)	4-0 16 BB BB		1-0 2-5 1B	0-0 28 G5-4-3 1B		0-0 G4-3		0-0 G3		2	0	1	0	1	0	0						
28 Michael Morse, R (1,9) 12 Alberto Gonzalez, R (1,4)	0-0 G4-6-3		0-0 P2	0-0 G5-4-3		0-0 12 BB 23 SF9 1B		0-0 G1-3		2	0	1	0	1	0	1						
23 Wil Nieves, R (1,2) 93 Carlos Maldonado, R (8,2)	0-0 G4-6-3		0-0 G5-4-3	0-0 1-2 1B		0-0 23 SF9 12 BB 1B		0-0 L4		4	1	1	0	0	0	4						
49 Garrett Mock, S (1,1) 32 Kevin Mench, R (5, PH) 39 Sharon Martis, R (6,1) 22 Willie Harris, L (7, PH) 39 Tyler Walker, R (8,1) 58 Drew Storen, S (9,1)	0-0 G1-4-3		0-0 G5-3	0-0 G6-3		0-0 22 BB 1B		0-0 F9		3	0	1	0	1	0	0						
	0-0 K		0-0 K	0-0 G6-3		0-0 2-3 3-H 1B				1	0	0	0	0	1	0						
Inning Stats	R: 1 E: 0 K: 1 S: 6	H: 2 LOB: 2 BB: 2 P: 14	R: 0 E: 0 K: 1 S: 5	H: 1 LOB: 0 BB: 0 P: 5	R: 0 E: 0 K: 0 S: 3	H: 1 LOB: 0 BB: 0 P: 3	R: 0 E: 0 K: 0 S: 3	H: 0 LOB: 0 BB: 0 P: 3	R: 2 E: 0 K: 0 S: 6	H: 3 LOB: 2 BB: 1 P: 10	R: 0 E: 0 K: 0 S: 3	H: 0 LOB: 0 BB: 0 P: 3	R: 0 E: 0 K: 0 S: 3	H: 0 LOB: 0 BB: 0 P: 3	R: 0 E: 0 K: 0 S: 3	H: 0 LOB: 0 BB: 0 P: 3	1B: 8 2B: 1 3B: 0 HR: 0	SF: 1 SAC: 0 DP: 3 HBP: 0	WP: 0 PB: 0 SB: 1 CS: 1	PA: 34		
PITCHER	IP WLS BF H R ER SO BB IBB HBP BLK WP HR S P ERA WHIP	IP WLS BF H R ER SO BB IBB HBP BLK WP HR S P ERA WHIP	IP WLS BF H R ER SO BB IBB HBP BLK WP HR S P ERA WHIP	IP WLS BF H R ER SO BB IBB HBP BLK WP HR S P ERA WHIP	IP WLS BF H R ER SO BB IBB HBP BLK WP HR S P ERA WHIP	IP WLS BF H R ER SO BB IBB HBP BLK WP HR S P ERA WHIP	IP WLS BF H R ER SO BB IBB HBP BLK WP HR S P ERA WHIP	IP WLS BF H R ER SO BB IBB HBP BLK WP HR S P ERA WHIP	IP WLS BF H R ER SO BB IBB HBP BLK WP HR S P ERA WHIP	IP WLS BF H R ER SO BB IBB HBP BLK WP HR S P ERA WHIP	IP WLS BF H R ER SO BB IBB HBP BLK WP HR S P ERA WHIP	IP WLS BF H R ER SO BB IBB HBP BLK WP HR S P ERA WHIP	IP WLS BF H R ER SO BB IBB HBP BLK WP HR S P ERA WHIP	IP WLS BF H R ER SO BB IBB HBP BLK WP HR S P ERA WHIP	IP WLS BF H R ER SO BB IBB HBP BLK WP HR S P ERA WHIP	IP WLS BF H R ER SO BB IBB HBP BLK WP HR S P ERA WHIP	IP WLS BF H R ER SO BB IBB HBP BLK WP HR S P ERA WHIP	IP WLS BF H R ER SO BB IBB HBP BLK WP HR S P ERA WHIP	IP WLS BF H R ER SO BB IBB HBP BLK WP HR S P ERA WHIP	IP WLS BF H R ER SO BB IBB HBP BLK WP HR S P ERA WHIP	IP WLS BF H R ER SO BB IBB HBP BLK WP HR S P ERA WHIP	IP WLS BF H R ER SO BB IBB HBP BLK WP HR S P ERA WHIP

Florida Marlins @ Washington Nationals
Space Coast Stadium, Viera, FL
Sat Mar 20 2010, 1:10 PM - 3:39 PM EDT
Att: 4,237 - Sunny - 73 F

AB 30
R 3
H 9
RBI 3
BB 3
SO 2
LOB 9



Batter	1	2	3	4	5	6	7	8	9	AB	R	H	RBI	BB	SO	LOB	TOP					
22 Willie Harris, L (1.9) 12 Alberto Gonzalez, R (7.7) OBP: 0.457, SLG: 0.607 OBP: 0.391, SLG: 0.391	G4-3		G1-3		F8	20 2B BB	1-2 2-H 3-H 1B			3	1	0	0	1	0	1						
20 Adam Kennedy, L (1.4) 42 Jason Bergmann, R (6.1) 29 Willy Taveras, R (7.7) OBP: 0.435, SLG: 0.474	G6-3		G3		6 1B	1-2 2B	CS	F8		4	0	2	3	0	0	0						
6 Ian Desmond, R (1.6) OBP: 0.432, SLG: 0.590	38 2B BB			7 7F9 10 1B 2B	1-2 2B	F9		F8		4	2	2	0	1	0	1						
38 Chris Duncan, L (1.3) 28 Michael Morse, R (7.3) OBP: 0.270, SLG: 0.188 OBP: 0.296, SLG: 0.455	1-H 2B		K	G3		G4-3	K2-3			4	0	1	1	0	1	4						
7 Ivan Rodriguez, R (1.2) 23 Wil Nieves, R (7.2) OBP: 0.360, SLG: 0.333 OBP: 0.250, SLG: 0.308	F8		F9		10 2B 1B	F8		F7		4	1	1	0	0	0	2						
10 Eric Bruntlett, R (1.5) 50 Jesse English, L (9.1) OBP: 0.323, SLG: 0.500	G4-3		30 S 1B	30 S 20 2B BB	2 1B BB	K				4	2	2	2	1	1	0						
30 Justin Maxwell, R (1.8) OBP: 0.267, SLG: 0.222	G6-3		K	SH1-3 2B	24 2B BB	24 2B BB	2 1B BB	G5-3		3	1	0	0	1	1	1						
2 Roger Bernadina, L (1.7) 36 Tyler Clippard, R (7.1) 64 Luis Atlano, R (9.1) Seth Bynum, R (9.4) OBP: 0.364, SLG: 0.250	F9			20 2B BB	24 S 20 2B BB	12 1B 1B				3	2	1	1	1	1	0						
31 John Lannan, L (1.1) 24 Pete Orr, L (6.7) OBP: 0.360, SLG: 0.250			K	6 1B 20 1B BB	K	29 CS 12 1B BB				1	0	0	0	1	1	0						
Inning Stats	R: 1 E: 0 K: 0 S: 4	H: 1 LOB: 1 BB: 1 P: 8	R: 0 E: 0 K: 0 S: 3	H: 0 LOB: 0 BB: 0 P: 3	R: 0 E: 0 K: 1 S: 5	H: 0 LOB: 0 BB: 0 P: 5	R: 1 E: 0 K: 2 S: 9	H: 2 LOB: 1 BB: 0 P: 10	R: 0 E: 0 K: 1 S: 7	H: 2 LOB: 3 BB: 1 P: 11	R: 4 E: 0 K: 1 S: 8	H: 3 LOB: 1 BB: 2 P: 16	R: 3 E: 0 K: 0 S: 4	H: 2 LOB: 1 BB: 3 P: 17	R: 0 E: 0 K: 1 S: 5	H: 0 LOB: 0 BB: 0 P: 5	R: 0 E: 0 K: 1 S: 5	H: 0 LOB: 0 BB: 0 P: 5	1B: 6 2B: 4 3B: 0 HR: 0	SF: 0 SAC: 1 DP: 0 HBP: 0	WP: 0 PB: 0 CS: 1	PA: 44
PITCHER	IP WLS BF H R ER SO BB IBB HBP BLK WP HR S P ERA WHIP																					
55 Josh Johnson, R (1.1) ERA: 5.84	4.1 18 3 2 2 4 2 0 0 0 0 0 0 24 33 4.15 1.154																					
48 Hayden Penn, R (5.1) ERA: 6.3	1.2 12 5 4 4 1 2 0 0 0 0 0 0 3 15 40.50 6.000																					
28 Mike MacDougal, R (7.1) ERA: 9.84	0.2 L 6 1 3 3 0 3 0 0 0 0 0 0 6 7 0.00 0.750																					
54 Hunter Jones, L (7.1) ERA: 9.84	1.1 4 1 0 0 1 0 0 0 0 0 0 0 5 5 0.00 0.000																					
20 Scott Strickland, R (9.1) ERA: 1.28	1.0 3 0 0 0 1 0 0 0 0 0 0 0 5 5 0.00 0.000																					

Washington Nationals @ Florida Marlins
Roger Dean Stadium, Jupiter, FL
Sun Mar 21 2010, 1:13 PM - 4:14 PM EDT
Att. 4,249 - Overcast - 76 F

AB	35
R	9
H	10
RBI	9
BB	7
SO	7
LOB	11



Batter	1	2	3	4	5	6	7	8	9	AB	R	H	RBI	BB	SO	LOB	BOTTOM					
30 Brian Barden, R (1.7) OBP: 0.308, SLG: 0.333	G6-3		24 1B		P4	F9			G6-3	5	0	1	1	0	0	3						
24 Cameron Maybin, R (1.8) OBP: 0.450, SLG: 0.778	P2		2 1B			2 1B	F8		25 1B	3	1	2	1	0	0	0						
80 Giancarlo Stanton, R (7.9) OBP: 0.417, SLG: 0.857			2 1B			3 FC5-4 1B				2	0	1	0	0	0	0						
2 Hanley Ramirez, R (1.6) OBP: 0.293, SLG: 0.415	G6-3		G6-4-3 1B			3 FC5-4 1B	7 FC6-4 1B			3	0	1	0	0	0	2						
79 Bryan Petersen, L (6.7) OBP: 0.366, SLG: 0.459			1-2 1B			1-3 1B			2-3 1B	1	0	1	0	0	0	0						
25 Brett Carroll, R (9.7) OBP: 0.371, SLG: 0.690			1-2 1B			1-3 1B				1	0	1	0	0	0	0						
3 Jorge Cantu, R (1.5) OBP: 0.250, SLG: 0.355			K		G6-3	6 1B	29 E		K	3	0	0	1	0	1	1						
7 Hector Luna, R (6.7) OBP: 0.395, SLG: 0.360						1-2 1B	1-2 1B			2	1	0	0	0	1	3						
6 Dan Uggla, R (1.4) OBP: 0.268, SLG: 0.306	G4-3				F7	12 2B	29 E		F7	4	1	1	0	0	0	1						
1 Emilio Bonifacio, S (8.4) OBP: 0.350, SLG: 0.914						1-3 1B			G1-3	1	0	0	0	0	0	2						
29 Ronny Paulino, R (1.2) OBP: 0.438, SLG: 0.531	G5-3				L7	E6	12 2B			3	1	0	1	0	0	1						
70 Brad Davis, R (7.2) OBP: 0.389, SLG: 0.333						1-2 1B				1	0	1	0	0	0	0						
12 Cody Ross, R (1.9) OBP: 0.227, SLG: 0.286			E6			81 1B	30 1B			3	2	1	0	1	1	1						
20 Scott Strickland, R (9.1) ERA: 1.28			30 1B			81 1B	30 1B			0	0	0	0	0	0	0						
81 Logan Morrison, L (1.3) OBP: 0.238, SLG: 0.325			30 1B			30 1B	55 G2-3 24 1B			4	1	1	0	0	2	5						
55 Josh Johnson, L (1.1) ERA: 5.84			G2-3							1	0	0	0	0	0	2						
48 Hayden Penn, R (5.1) ERA: 6.3										1	0	0	0	0	1	1						
13 Mike Lamb, L (6.7) OBP: 0.242, SLG: 0.309										1	0	1	3	0	0	0						
28 Mike MacDougal, S (7.1) ERA: 9.84										0	0	0	0	0	0	0						
54 Hunter Jones, L (7.1) ERA: 9.84										0	0	0	0	0	0	0						
18 Wes Helms, R (9.9) OBP: 0.216, SLG: 0.368										1	0	0	0	0	0	1						
Inning Stats	R: 0 E: 0 K: 0 S: 3	H: 0 LOB: 0 BB: 0 P: 3	R: 0 E: 0 K: 1 S: 5	H: 0 LOB: 0 BB: 0 P: 5	R: 2 E: 1 K: 0 S: 6	H: 3 LOB: 1 BB: 0 P: 6	R: 0 E: 0 K: 0 S: 3	H: 0 LOB: 0 BB: 0 P: 3	R: 0 E: 0 K: 1 S: 6	H: 1 LOB: 1 BB: 0 P: 6	R: 5 E: 1 K: 1 S: 10	H: 4 LOB: 2 BB: 1 P: 14	R: 0 E: 0 K: 0 S: 4	H: 1 LOB: 1 BB: 0 P: 4	R: 0 E: 0 K: 2 S: 8	H: 1 LOB: 1 BB: 0 P: 8	R: 0 E: 0 K: 1 S: 7	H: 2 LOB: 2 BB: 0 P: 7	1B: 9 2B: 3 3B: 0 HR: 0	SF: 0 SAC: 0 DP: 1 HBP: 0	WP: 0 PB: 0 CS: 0	PA: 41
PITCHER	IP WLS BF H R ER SO BB IBB HBP BLK WP HR S P ERA WHIP																					
31 John Lannan, L (1.1) ERA: 2.45	5.0 19 4 2 1 2 1 0 0 0 0 0 0 10 14 18.00 5.000																					
42 Jason Bergmann, R (6.1) ERA: 6.0	1.0 W 9 4 5 2 1 1 0 0 0 0 0 0 12 12 0.00 1.000																					
36 Tyler Clippard, R (7.1) ERA: 4.26	2.0 H 8 2 0 0 2 0 0 0 0 0 0 0 2 2 0.00 3.000																					
64 Luis Atlano, R (9.1) ERA: 10.8	0.1 H 2 1 0 0 0 0 0 0 0 0 0 0 2 2 0.00 3.000																					
50 Jesse English, L (9.1) ERA: 5.4	0.2 S 3 1 0 0 1 0 0 0 0 0 0 0 5 5 0.00 1.500																					

Washington Nationals @ Florida Marlins
Roger Dean Stadium, Jupiter, FL
Sun Mar 21 2010, 1:13 PM - 4:14 PM EDT
Att. 4,249 - Overcast - 76 F

AB	40
R	7
H	12
RBI	7
BB	1
SO	6
LOB	23



Batter	1	2	3	4	5	6	7	8	9	AB	R	H	RBI	BB	SO	LOB	TOP				
16 Angel Pagán, S OBP: 0.278, SLG: 0.364 (1, 8)	F9		G1-4-3	F9			G6-3		G4-3	5	0	0	1	0	0	2	New York Mets @ Washington Nationals Space Coast Stadium, Viera, FL Mon Mar 22 2010, 1:10 PM - 3:51 PM EDT Att: 4,088 - Partly Cloudy - 72 F livebaseballscorecards.com				
79 Rubén Tejada, R OBP: 0.404, SLG: 0.442 (1, 6)	F9		2B		G6-3		K		E8	5	0	1	0	0	1	0					
23 Chris Carter, L OBP: 0.500, SLG: 1.056 (1, 3)	1B		1B		G4-3				G3	5	0	3	0	0	0	1					
12 Jeff Francoeur, R OBP: 0.265, SLG: 0.323 76 Jenny Mejia, R (5, 1)	P5		P5				K			3	0	1	0	0	0	3					
18 Ryota Igarashi, R (7, 1)										0	0	0	0	0	0	0					
78 Ike Davis, L OBP: 0.536, SLG: 0.960 39 Bobby Parnell, R (8, 1)										0	0	0	0	0	0	0					
2 Frank Catalanotto, L OBP: 0.174, SLG: 0.250 (1, 7)		L3			G4-3				L6	4	0	0	0	0	0	2					
17 Fernando Tatis, R OBP: 0.095, SLG: 0.100 (1, 5)	F9						F7			3	1	0	0	1	1	1					
65 Russ Adams, L OBP: 0.478, SLG: 0.667 (1, 4)	K						K		G4-3	4	1	1	0	0	2	0					
4 Henry Blanco, R OBP: 0.235, SLG: 0.353 92 Jason Pridle, L OBP: 0.345, SLG: 0.607 (9, PH)							F7			3	1	2	1	0	0	0					
34 Mike Pelfrey, R (1, 1)										1	0	0	1	0	0	1					
26 Fernando Martínez, L OBP: 0.425, SLG: 0.959 (5, 9)									E6	2	1	0	0	0	0	0					
Inning Stats	R: 0 E: 0 K: 0 S: 4	H: 1 LOB: 1 BB: 0 P: 4	R: 0 E: 0 K: 1 S: 5	H: 0 LOB: 0 BB: 0 P: 5	R: 1 E: 0 K: 0 S: 6	H: 3 LOB: 2 BB: 0 P: 6	R: 2 E: 0 K: 0 S: 5	H: 2 LOB: 1 BB: 0 P: 9	R: 0 E: 0 K: 1 S: 5	H: 0 LOB: 0 BB: 0 P: 5	R: 0 E: 0 K: 1 S: 5	H: 0 LOB: 0 BB: 0 P: 5	R: 0 E: 0 K: 2 S: 8	H: 1 LOB: 1 BB: 0 P: 8	R: 2 E: 2 K: 0 S: 6	H: 1 LOB: 1 BB: 0 P: 7		1B: 3 2B: 6 3B: 0 HR: 0	SF: 0 SAC: 1 DP: 0 HBP: 0	WP: 0 PB: 0 SB: 0 CS: 0	PA: 39
PITCHER	IP WLS BF H R ER SO BB IBB HBP BLK WP HR S P ERA WHIP																				
21 Jason Marquis, R ERA: 14.4 (1, 1)	4.2 W 22 7 3 3 1 1 0 0 0 0 0 0 23 27 5.79 1.714																				
39 Tyler Walker, R ERA: 18.0 (5, 1)	0.1 H 1 0 0 0 0 0 0 0 0 0 0 0 1 1 0.00 0.000																				
35 Craig Stammen, R ERA: 2.89 (6, 1)	4.0 S 16 2 2 0 4 0 0 0 0 0 0 0 24 25 0.00 0.500																				

Batter	1	2	3	4	5	6	7	8	9	AB	R	H	RBI	BB	SO	LOB	BOTTOM		
15 Cristian Guzman, S OBP: 0.217, SLG: 0.435 10 Eric Bruntlett, R OBP: 0.344, SLG: 0.517 (1, 6)	P6		G3			F8				4	0	0	0	0	0	3	New York Mets @ Washington Nationals Space Coast Stadium, Viera, FL Mon Mar 22 2010, 1:10 PM - 3:51 PM EDT Att: 4,088 - Partly Cloudy - 72 F livebaseballscorecards.com		
20 Adam Kennedy, L OBP: 0.358, SLG: 0.541 6 Ian Desmond, R OBP: 0.422, SLG: 0.575 (8, 6)	G4-3		L5							3	2	1	0	1	0	1			
11 Ryan Zimmerman, R OBP: 0.472, SLG: 0.971 29 Willy Taveras, R OBP: 0.458, SLG: 0.500 (1, 5)	HR		F9							3	2	2	3	0	0	1			
44 Adam Dunn, L OBP: 0.345, SLG: 0.250 2 Roger Bernadina, L OBP: 0.394, SLG: 0.250 (7, PR)	G6-3									1	0	1	1	0	0	0			
16 Josh Willingham, R OBP: 0.440, SLG: 1.000 35 Craig Stammen, R (6, 1)	HR									3	2	3	3	0	0	0			
30 Justin Maxwell, R OBP: 0.250, SLG: 0.205 22 Willie Harris, L OBP: 0.472, SLG: 0.607 (7, PH)	F9									3	0	0	0	0	0	1			
28 Michael Morse, R OBP: 0.282, SLG: 0.432 (8, 3)	K									4	0	1	0	0	1	3			
23 Wil Nieves, R OBP: 0.250, SLG: 0.300 (1, 2)	G5-3									4	0	1	0	0	0	1			
21 Jason Marquis, L OBP: 0.333, SLG: 0.333 39 Tyler Walker, R (5, 1)										2	0	1	0	0	1	1			
12 Alberto Gonzalez, R OBP: 0.440, SLG: 0.455 (6, 5)										0	0	0	0	0	0	0			
Inning Stats	R: 1 E: 0 K: 0 S: 6	H: 1 LOB: 0 BB: 0 P: 8	R: 1 E: 0 K: 1 S: 6	H: 1 LOB: 0 BB: 0 P: 8	R: 0 E: 0 K: 0 S: 4	H: 1 LOB: 1 BB: 0 P: 4	R: 2 E: 1 K: 1 S: 10	H: 2 LOB: 1 BB: 0 P: 11	R: 2 E: 0 K: 0 S: 3	H: 2 LOB: 1 BB: 1 P: 7	R: 1 E: 0 K: 0 S: 4	H: 2 LOB: 3 BB: 2 P: 12	R: 0 E: 0 K: 0 S: 4	H: 2 LOB: 1 BB: 0 P: 4	1B: 6 2B: 2 3B: 0 HR: 4	SF: 0 SAC: 1 DP: 2 HBP: 0		WP: 0 PB: 0 SB: 0 CS: 0	PA: 38
PITCHER	IP WLS BF H R ER SO BB IBB HBP BLK WP HR S P ERA WHIP																		
34 Mike Pelfrey, R ERA: 7.36 (1, 1)	4.2 L 23 7 6 5 3 1 0 0 0 0 0 0 4 33 4 9.64 1.714																		
76 Jenny Mejia, R ERA: 1.69 (5, 1)	1.1 5 1 0 0 0 0 1 0 0 0 0 0 4 8 0.00 1.500																		
18 Ryota Igarashi, R ERA: 5.63 (7, 1)	1.0 6 2 1 1 0 0 2 0 0 0 0 0 4 12 9.00 4.000																		
39 Bobby Parnell, R ERA: 2.89 (8, 1)	1.0 4 2 0 0 0 0 0 0 0 0 0 0 4 4 0.00 2.000																		

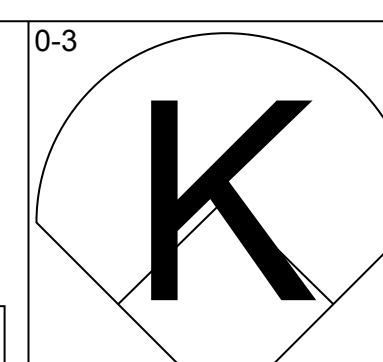
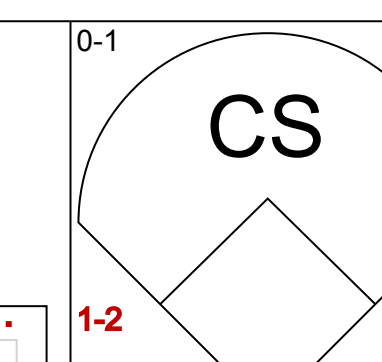
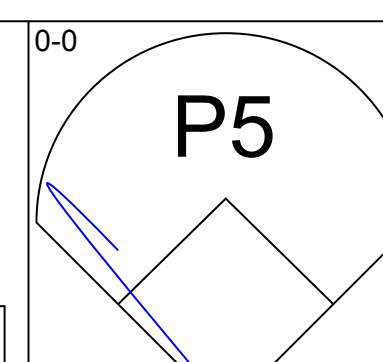
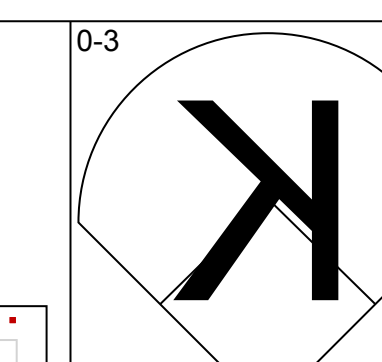
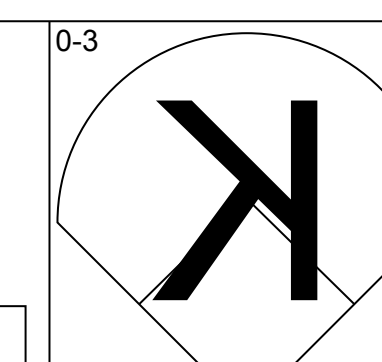
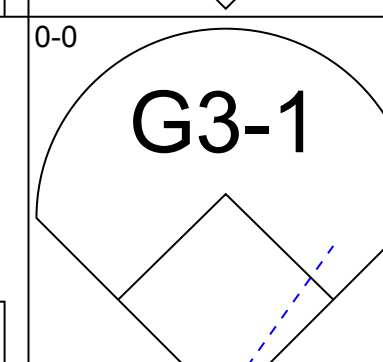
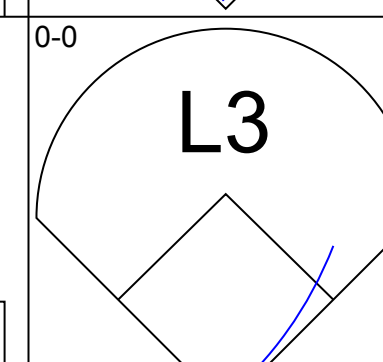
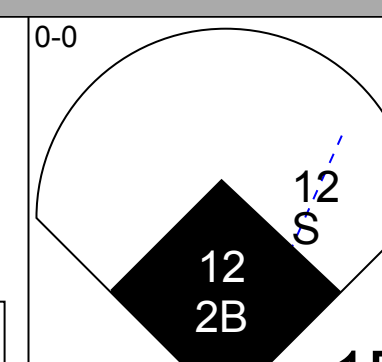
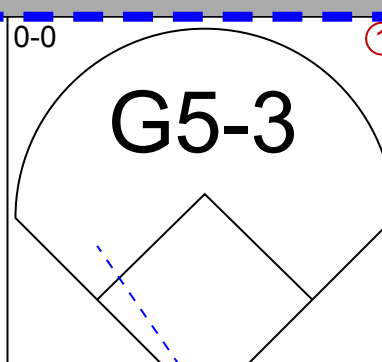
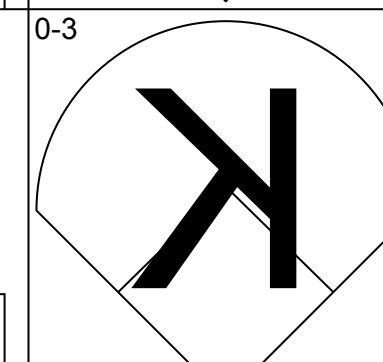
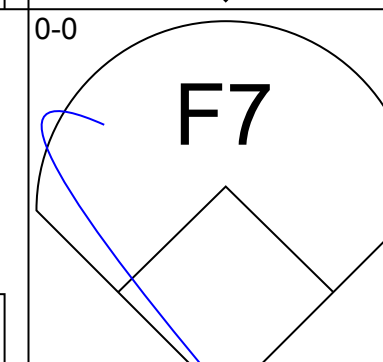
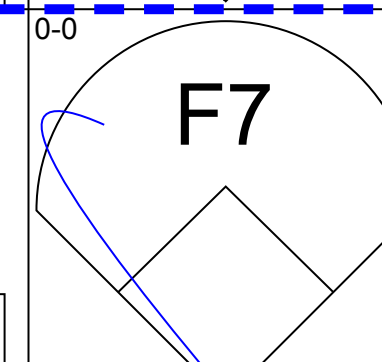
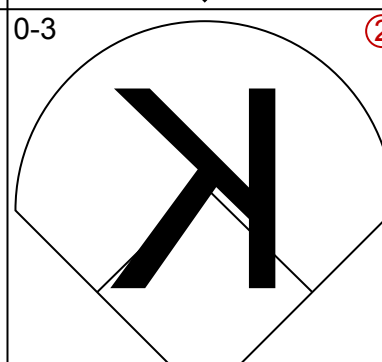
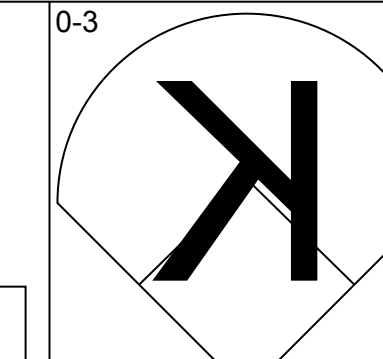
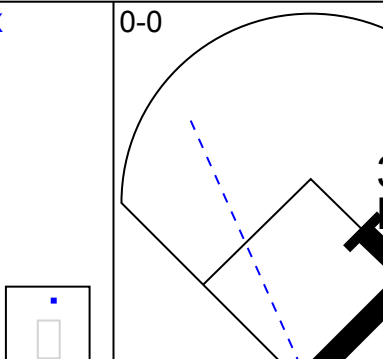
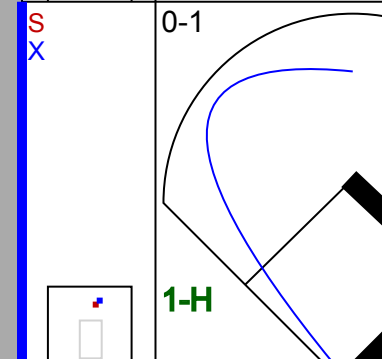
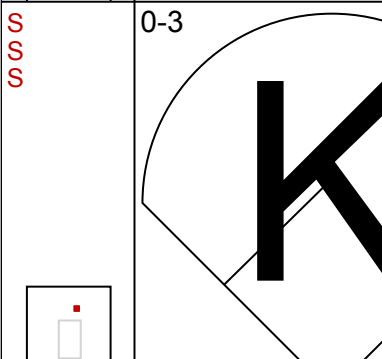
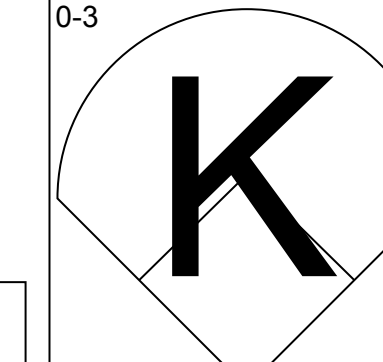
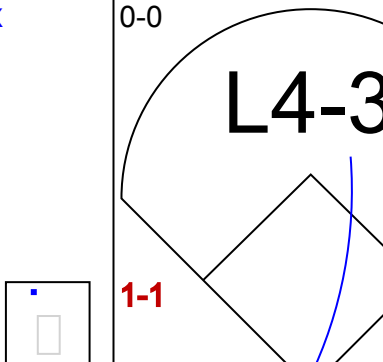
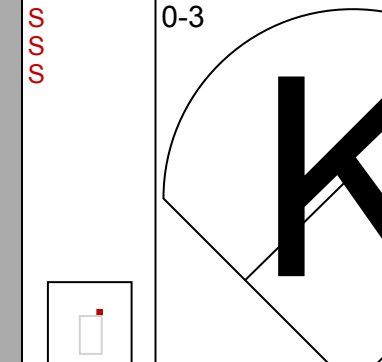
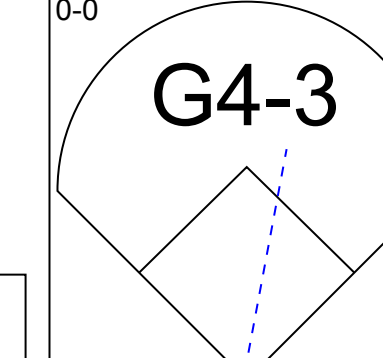
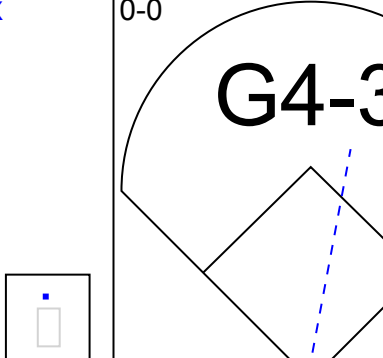
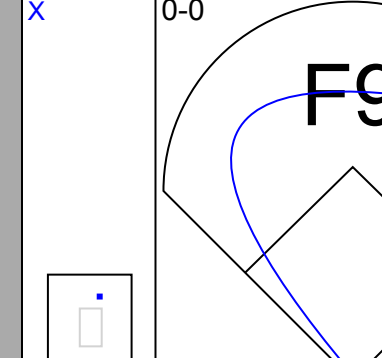
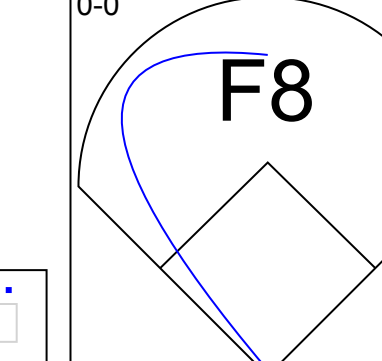
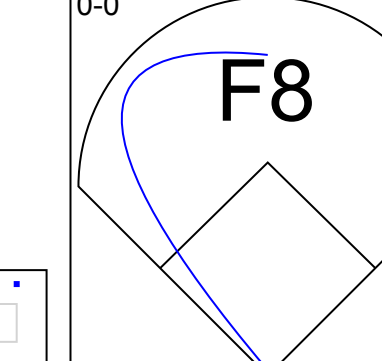
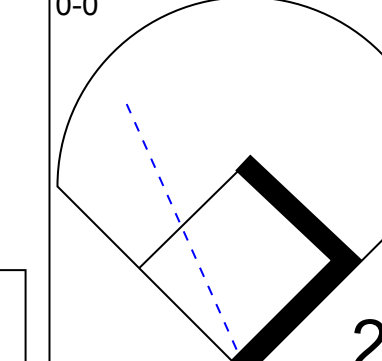
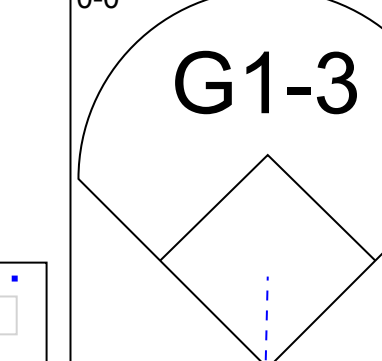
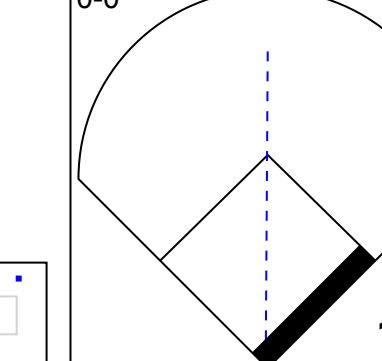
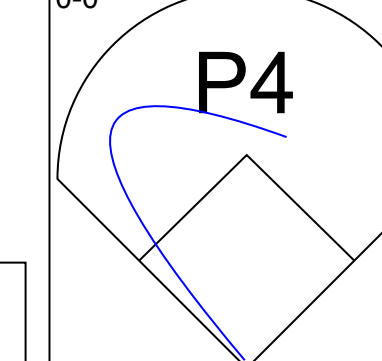
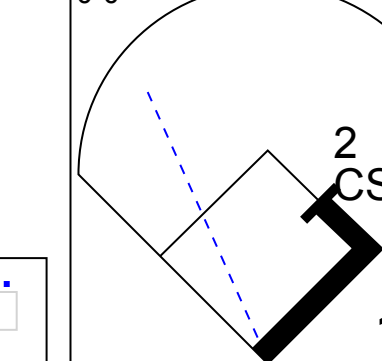
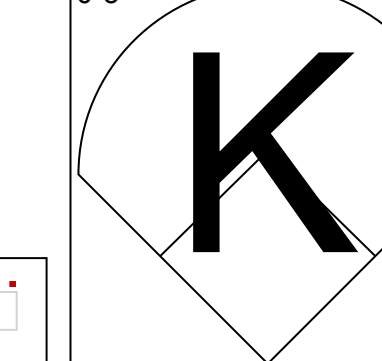
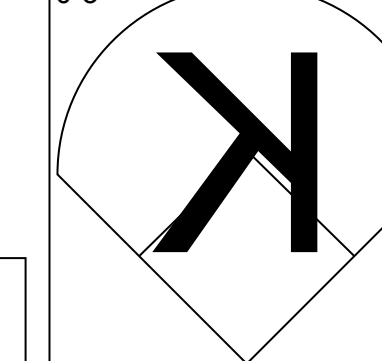
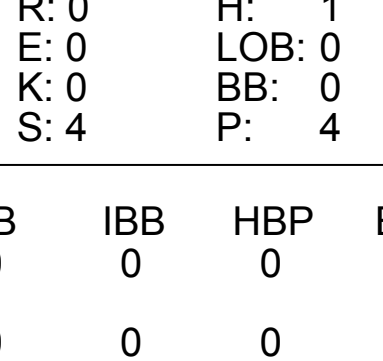
Batter	1	2	3	4	5	6	7	8	9	AB	R	H	RBI	BB	SO	LOB	TOP					
29 Willy Taveras, R OBP: 0.429, SLG: 0.435	F9			G6-3	G4-6-3			K		3	0	0	0	1	1	3	<p>Washington Nationals @ Detroit Tigers</p> <p>Joker Marchant Stadium, Lakeland, FL</p> <p>Tue Mar 23 20:10, 6:11 PM - 8:43 PM EDT</p> <p>Att: 6,059 - Clear - 68 F</p>					
6 Ian Desmond, R OBP: 0.396, SLG: 0.535	F8			K			F9	44 WP BB		3	0	0	0	0	1	1						
10 Eric Bruntlett, R OBP: 0.364, SLG: 0.517	F8			G6-3			F7	K		0	0	0	0	1	0	0						
11 Ryan Zimmerman, R OBP: 0.436, SLG: 0.895	F8			G6-3			F7	K		3	0	0	0	0	0	1						
28 Michael Morse, R OBP: 0.275, SLG: 0.421	F8			G6-3			F7	K		1	0	0	0	0	1	1						
44 Adam Dunn, L Seth Byrum, R	G3			K			K	K		4	0	0	0	0	3	2						
16 Josh Willingham, R Leonard Davis, L	G5-3									0	0	0	0	0	0	0						
7 Ivan Rodriguez, R Devin Ivany, R	G5-3									4	0	0	0	0	0	0						
32 Kevin Mench, R OBP: 0.316, SLG: 0.667				F7						3	0	0	0	0	1	0						
2 Roger Bernadina, L 30 Justin Maxwell, R	P6									2	0	1	0	0	0	0						
12 Alberto Gonzalez, R OBP: 0.429, SLG: 0.440	K									1	0	0	0	0	1	2						
Inning Stats	R: 0 E: 0 K: 0 S: 3	H: 0 LOB: 0 BB: 0 P: 3	R: 0 E: 0 K: 0 S: 9	H: 0 LOB: 0 BB: 0 P: 11	R: 0 E: 0 K: 1 S: 5	H: 0 LOB: 0 BB: 0 P: 6	R: 0 E: 0 K: 2 S: 11	H: 0 LOB: 1 BB: 1 P: 20	R: 1 E: 0 K: 1 S: 13	H: 4 LOB: 2 BB: 0 P: 15	R: 0 E: 0 K: 1 S: 6	H: 0 LOB: 0 BB: 0 P: 9	R: 1 E: 1 K: 1 S: 9	H: 1 LOB: 2 BB: 0 P: 11	R: 0 E: 0 K: 3 S: 10	H: 0 LOB: 1 BB: 1 P: 19	R: 0 E: 0 K: 1 S: 5	H: 0 LOB: 0 BB: 0 P: 5	1B: 4 2B: 1 3B: 0 HR: 0	SF: 0 SAC: 0 DP: 1 HBP: 0	WP: 1 PB: 0 SB: 1 CS: 0	PA: 34
PITCHER	IP WLS BF H R ER SO BB IBB HBP BLK WP HR S P ERA WHIP																					
37 Max Scherzer, R ERA: 7.15	5.0 W 19 4 1 1 4 1 0 0 0 0 0 0 0 41 55 1.80 1.000																					
45 Ryan Perry, R ERA: 6.48	1.0 3 0 0 0 1 0 0 0 0 0 0 0 6 9 0.00 1.000																					
36 Brad Thomas, L ERA: 3.0	1.0 5 1 1 0 1 0 0 0 0 0 0 0 9 11 0.00 1.000																					
55 Daniel Schereth, L ERA: 11.57	1.0 4 0 0 0 3 1 0 0 0 0 1 0 10 19 0.00 1.000																					
62 Enrique Gonzalez, R ERA: 2.97	1.0 3 0 0 0 1 0 0 0 0 0 0 0 5 5 0.00 0.000																					

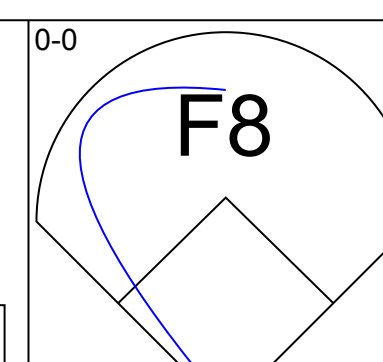
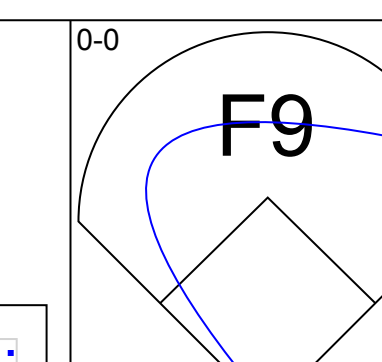
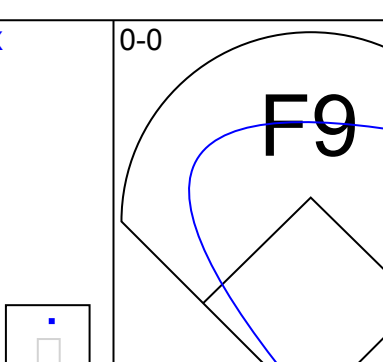
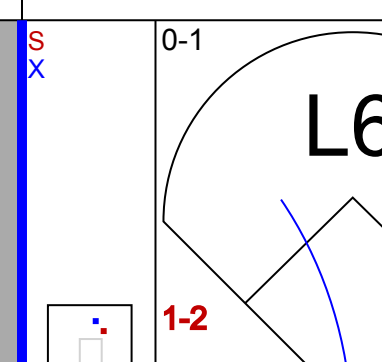
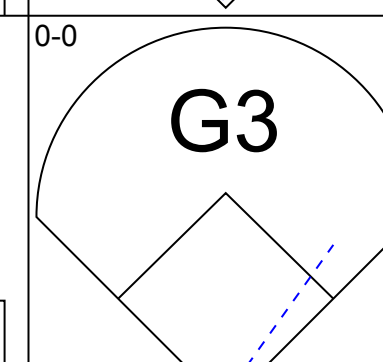
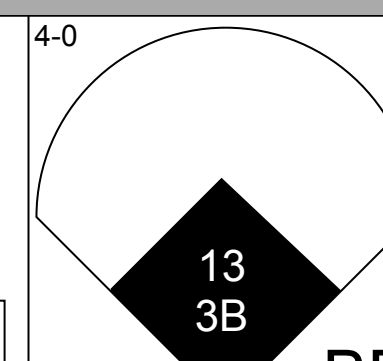
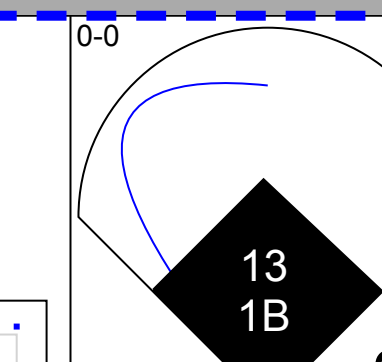

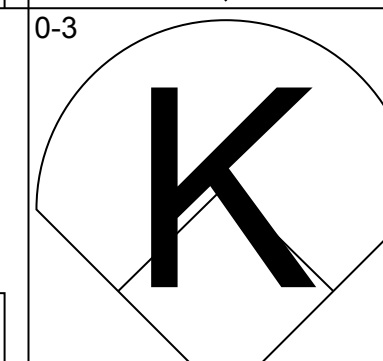
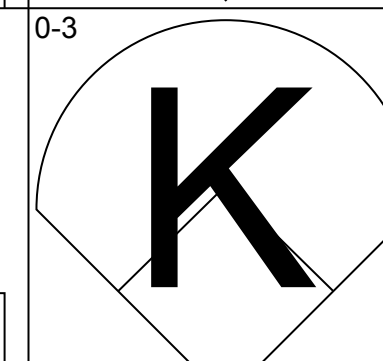
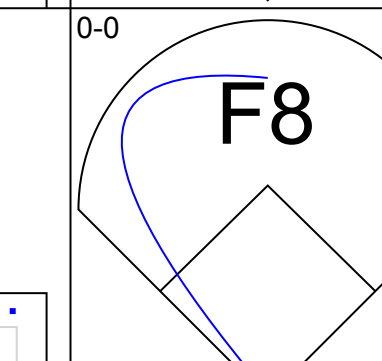
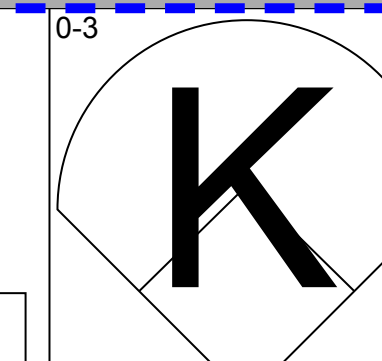
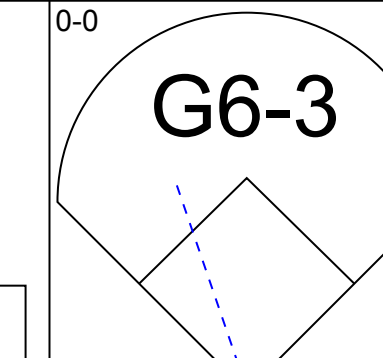
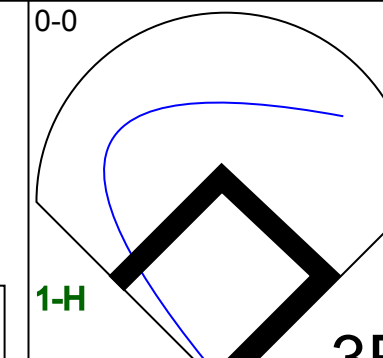
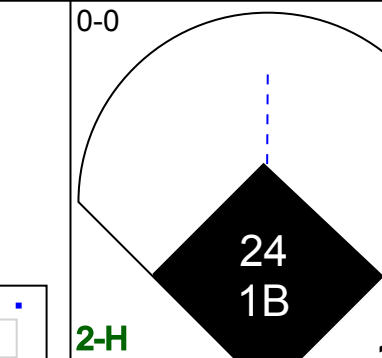
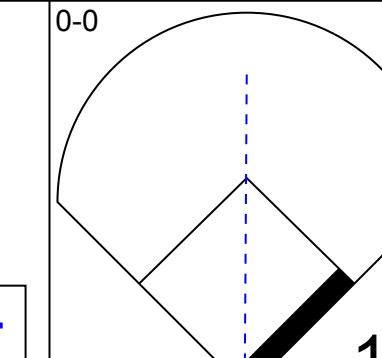
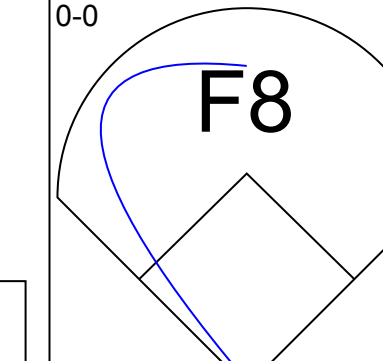
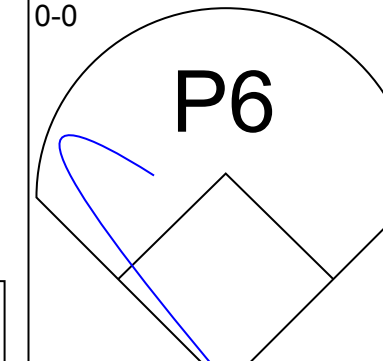
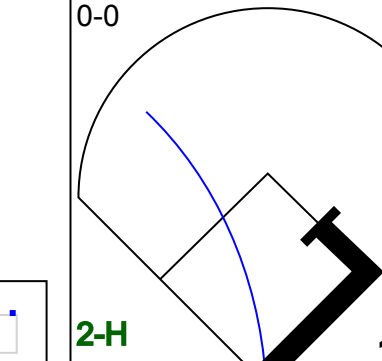
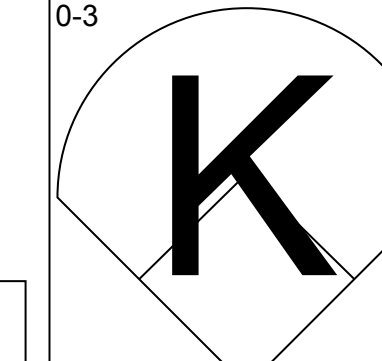
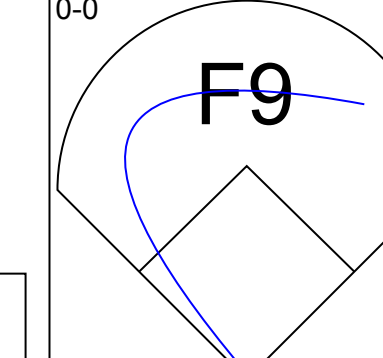
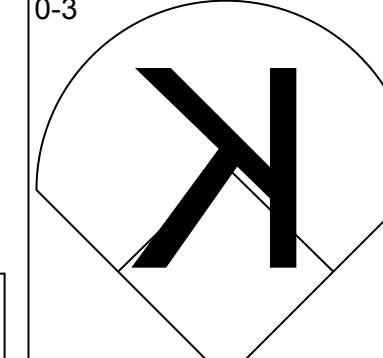
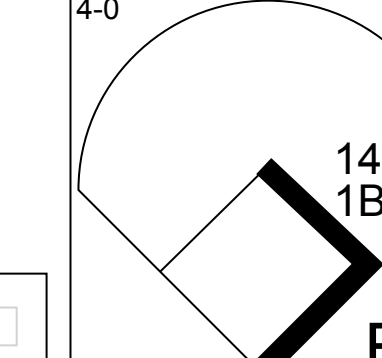
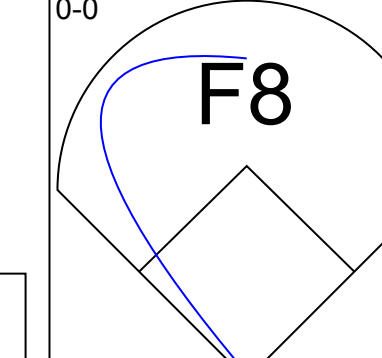
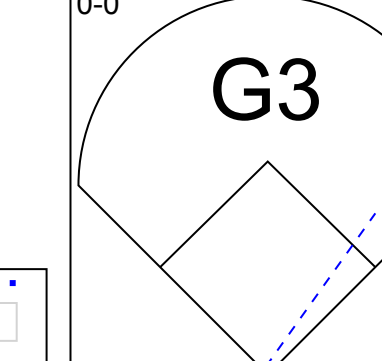
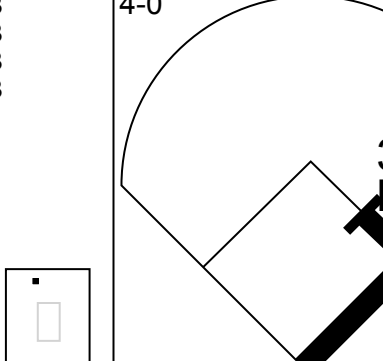
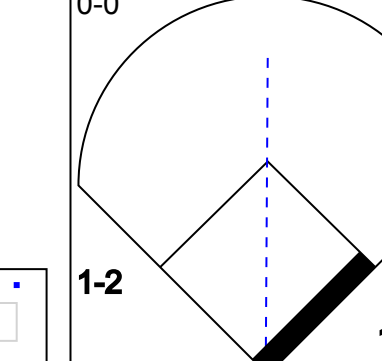
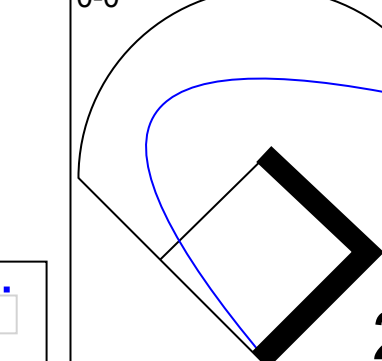
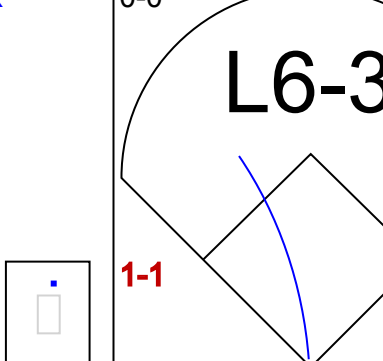
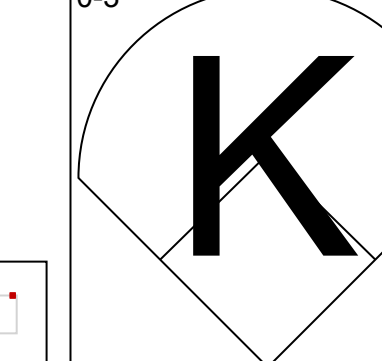
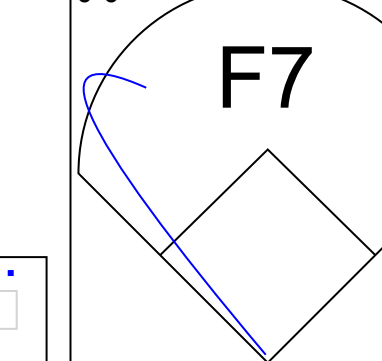
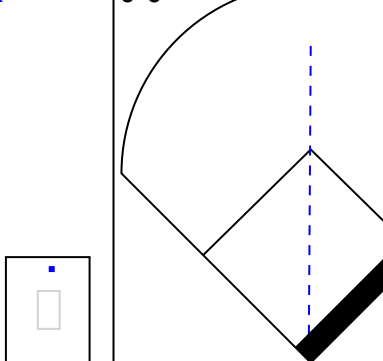
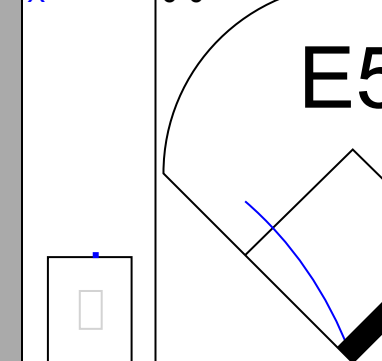
Batter	1	2	3	4	5	6	7	8	9	AB	R	H	RBI	BB	SO	LOB	BOTTOM			
14 Austin Jackson, R OBP: 0.444, SLG: 0.625						G5-3				4	1	3	1	0	0	0	<p>Washington Nationals @ Detroit Tigers</p> <p>Joker Marchant Stadium, Lakeland, FL</p> <p>Tue Mar 23 20:10, 6:11 PM - 8:43 PM EDT</p> <p>Att: 6,059 - Clear - 68 F</p>			
60 Wilkin Ramirez, R OBP: 0.267, SLG: 0.250										0	0	0	0	1	0	0				
18 Johnny Damon, L OBP: 0.421, SLG: 0.588										4	0	2	0	0	1	2				
34 Clete Thomas, L OBP: 0.500, SLG: 0.600										1	0	1	0	0	0	0				
15 Brandon Inge, R OBP: 0.417, SLG: 0.700										3	1	1	1	0	0	3				
32 Don Kelly, L OBP: 0.366, SLG: 0.550										1	0	0	0	0	1	1				
36 Bryan Pounds, R										1	0	0	0	0	0	2				
24 Miguel Cabrera, R OBP: 0.383, SLG: 0.512										3	1	1	1	0	0	2				
19 Jeff Larish, L OBP: 0.417, SLG: 0.484										1	0	0	0	0	1	1				
25 Ryan Raburn, R Christopher White, S										3	0	1	0	0	0	2				
12 Gerald Laird, R OBP: 0.333, SLG: 0.647										4	2	2	2	0	1	1				
13 Alex Avila, L OBP: 0.455, SLG: 0.630										3	1	3	0	1	0	0				
20 Scott Sizemore, R OBP: 0.348, SLG: 0.289										2	0	1	0	0	0	1				
8 Cale Iorg, R										1	0	0	0	0	1	1				
4 Adam Everett, R OBP: 0.125, SLG: 0.069										2	0	0	1	0	0	3				
39 Ramon Santiago, S OBP: 0.387, SLG: 0.261										1	0	0	0	0	0	0				
Inning Stats	R: 0 E: 0 K: 1 S: 6	H: 1 LOB: 1 BB: 0 P: 6	R: 0 E: 0 K: 0 S: 10	H: 3 LOB: 2 BB: 0 P: 16	R: 1 E: 0 K: 0 S: 10	H: 2 LOB: 1 BB: 0 P: 17	R: 2 E: 0 K: 0 S: 14	H: 2 LOB: 1 BB: 1 P: 22	R: 3 E: 0 K: 2 S: 16	H: 4 LOB: 1 BB: 0 P: 20	R: 0 E: 0 K: 2 S: 9	H: 1 LOB: 1 BB: 0 P: 15	R: 0 E: 0 K: 2 S: 10	H: 1 LOB: 1 BB: 0 P: 18	R: 0 E: 0 K: 0 S: 3	H: 1 LOB: 1 BB: 1 P: 7	1B: 8 2B: 5 3B: 0 HR: 2	SF: 1 SAC: 1 DP: 2 HBP: 0	WP: 0 PB: 0 SB: 2 CS: 0	PA: 39
PITCHER	IP WLS BF H R ER SO BB IBB HBP BLK WP HR S P ERA WHIP																			
19 Scott Olsen, L ERA: 9.64	1.1 L 25 6 1 0 0 2 0 0 0 0 0 0 13 22 0.00 0.600																			
43 Miguel Batista, R ERA: 5.19	1.2 6 1 0 0 2 0 0 0 0 0 0 0 13 22 0.00 0.600																			
55 Matt Capps, R ERA: 9.0	1.0 4 1 0 0 2 0 0 0 0 0 0 0 10 18 0.00 1.000																			
17 Sean Burnett, L ERA: 12.6	1.0 4 1 0 0 0 1 0 0 0 0 0 0 3 7 0.00 2.000																			

AB	32
R	2
H	5
RBI	2
BB	2
SO	10
LOB	13

AB	35
R	6
H	15
RBI	6
BB	2
SO	5
LOB	19



Batter	1	2	3	4	5	6	7	8	9	AB	R	H	RBI	BB	SO	LOB	TOP					
2 Roger Bernadina, L (1, 7) 25 Michael Burgess, L (6, 7)										3	0	0	0	0	2	1	<p>Washington Nationals @ New York Yankees</p> <p>George M. Steinbrenner Field, Tampa, FL</p> <p>Wed Mar 24 2010, 7:12 PM - 9:34 PM EDT</p> <p>Att: 10,850 - Clear - 74 F</p> <p>livebaseballscorecards.com</p>					
15 Cristian Guzman, S (1, 6) 10 Eric Bruntlett, R (7, PR) OBP: 0.353, SLG: 0.500										3	0	1	0	0	0	0						
22 Willie Harris, L (1, 5) 15 Mike Daniel, L (7, 9)										3	0	0	0	0	1	1						
59 Josh Whitesell, L (1, 3) 12 Alberto Gonzalez, R (7, PH) OBP: 0.433, SLG: 0.481										2	0	1	0	0	1	0						
30 Justin Maxwell, R (1, 8) OBP: 0.231, SLG: 0.186									3	0	0	0	0	2	3							
20 Adam Kennedy, L (1, 4) Seth Bynum, R (7, 4)									3	0	0	0	0	0	2							
6 Ian Desmond, R (1, 10) OBP: 0.392, SLG: 0.543										3	0	1	0	0	0							
23 Wil Nieves, R (1, 2) 23 Jhonatan Solano, R (8, 2) OBP: 0.500, SLG: 0.500										3	0	1	0	0	0	1						
29 Willy Taveras, R (1, 9) 28 Michael Morse, R (3, 9) OBP: 0.262, SLG: 0.400										1	0	1	0	0	0							
										2	0	0	0	0	2							
Inning Stats	R: 0 E: 0 K: 2 S: 7	H: 0 LOB: 0 BB: 0 P: 7	R: 0 E: 0 K: 2 S: 7	H: 0 LOB: 0 BB: 0 P: 7	R: 0 E: 0 K: 0 S: 4	H: 1 LOB: 0 BB: 0 P: 4	R: 0 E: 0 K: 0 S: 3	H: 0 LOB: 0 BB: 0 P: 3	R: 0 E: 0 K: 0 S: 3	H: 1 LOB: 0 BB: 0 P: 3	R: 0 E: 0 K: 0 S: 8	H: 1 LOB: 1 BB: 0 P: 8	R: 1 E: 0 K: 1 S: 8	H: 2 LOB: 2 BB: 0 P: 8	R: 0 E: 0 K: 2 S: 8	H: 1 LOB: 1 BB: 0 P: 8	R: 0 E: 0 K: 2 S: 7	H: 0 LOB: 0 BB: 0 P: 7	1B: 4 2B: 3 3B: 0 HR: 0	SF: 0 SAC: 0 DP: 1 HBP: 0	WP: 0 PB: 0 CS: 1	PA: 32
PITCHER	IP WLS BF H R ER SO BB IBB HBP BLK WP HR S P ERA WHIP																					
31 Javier Vazquez, R (1, 1) ERA: 3.21	6.0 W 20 4 1 1 6 0 0 0 0 0 0 0 33 33 1.50 0.667																					
43 Damaso Marte, L (7, 1) ERA: 27.0	1.0 H 4 1 0 0 1 0 0 0 0 0 0 0 7 7 0.00 1.000																					
42 Mariano Rivera, R (8, 1) ERA:	1.0 H 4 1 0 0 2 0 0 0 0 0 0 0 8 8 0.00 1.000																					
39 Mark Melancon, R (9, 1) ERA: 2.45	1.0 S 3 0 0 0 2 0 0 0 0 0 0 0 7 7 0.00 0.000																					

Batter	1	2	3	4	5	6	7	8	9	AB	R	H	RBI	BB	SO	LOB	BOTTOM					
2 Derek Jeter, R (1, 6) 19 Ramiro Pena, S (7, PH) OBP: 0.294, SLG: 0.281										3	0	0	0	0	0	2	<p>Washington Nationals @ New York Yankees</p> <p>George M. Steinbrenner Field, Tampa, FL</p> <p>Wed Mar 24 2010, 7:12 PM - 9:34 PM EDT</p> <p>Att: 10,850 - Clear - 74 F</p> <p>livebaseballscorecards.com</p>					
36 Nick Johnson, L (1, 10) OBP: 0.485, SLG: 0.833									3	2	1	0	1	0	0							
25 Mark Teixeira, S (1, 3) 53 Juan Miranda, L (8, 3) OBP: 0.226, SLG: 0.379										3	0	0	0	0	2							
13 Alex Rodriguez, R (1, 5) 17 Francisco Cervelli, R (8, 5) OBP: 0.458, SLG: 0.545										3	1	2	2	0	0							
24 Robinson Cano, L (1, 4) 77 Kevin Russo, R (8, 4) OBP: 0.393, SLG: 0.458										3	0	1	1	0	0							
20 Jorge Posada, S (1, 2) 85 P.J. Pliatter, R (8, 2) OBP: 0.182, SLG: 0.182										2	0	0	0	1	1							
14 Curtis Granderson, L (1, 8) OBP: 0.389, SLG: 0.375									2	0	1	0	1	0	0							
33 Nick Swisher, S (1, 9) 27 Greg Golson, R (8, 9) OBP: 0.364, SLG: 0.550									3	0	1	0	0	1	3							
11 Brett Gardner, L (1, 7) OBP: 0.326, SLG: 0.368									3	0	1	0	0	0	1							
Inning Stats	R: 0 E: 0 K: 1 S: 5	H: 0 LOB: 0 BB: 0 P: 5	R: 0 E: 0 K: 0 S: 3	H: 0 LOB: 0 BB: 0 P: 3	R: 0 E: 0 K: 0 S: 4	H: 1 LOB: 1 BB: 0 P: 4	R: 1 E: 0 K: 2 S: 8	H: 1 LOB: 1 BB: 1 P: 12	R: 0 E: 0 K: 0 S: 3	H: 1 LOB: 1 BB: 1 P: 7	R: 2 E: 0 K: 1 S: 8	H: 4 LOB: 2 BB: 1 P: 12	R: 0 E: 1 K: 0 S: 4	H: 0 LOB: 0 BB: 0 P: 4	R: 0 E: 0 K: 2 S: 8	H: 1 LOB: 1 BB: 0 P: 8		R: 0 E: 0 K: 2 S: 7	H: 0 LOB: 0 BB: 0 P: 7	1B: 5 2B: 3 3B: 1 HR: 0	SF: 0 SAC: 0 DP: 1 HBP: 0	WP: 0 PB: 0 CS: 1
PITCHER	IP WLS BF H R ER SO BB IBB HBP BLK WP HR S P ERA WHIP																					
61 Livan Hernandez, R (1, 1) ERA: 2.25	5.0 L 19 3 1 1 3 2 0 0 0 0 0 0 23 31 1.80 1.000																					
42 Jason Bergmann, R (6, 1) ERA: 7.1	1.0 7 4 2 2 1 1 0 0 0 0 0 0 8 12 18.00 5.000																					
32 Brian Bruney, R (7, 1) ERA: 3.0	1.0 3 0 0 0 0 0 0 0 0 0 0 0 4 4 0.00 0.000																					
36 Tyler Clippard, R (8, 1) ERA: 3.86	0.2 3 1 0 0 2 0 0 0 0 0 0 0 7 7 0.00 1.500																					
50 Jesse English, L (8, 1) ERA: 4.91	0.1 1 0 0 0 0 0 0 0 0 0 0 0 1 1 0.00 0.000																					

Batter	1	2	3	4	5	6	7	8	9	AB	R	H	RBI	BB	SO	LOB	TOP			
14 Austin Jackson, R OBP: 0.424, SLG: 0.585	L9	G6-3		G6-3			1B		G1-3	5	1	1	0	0	0	0				
18 Johnny Damon, L OBP: 0.429, SLG: 0.665	G3			G4-3			2B		F7	4	0	2	1	0	0	0				
25 Deik Scram, L OBP: 0.200, SLG: 0.200		1B								1	0	0	0	0	0	0				
30 Magglio Ordonez, R OBP: 0.396, SLG: 0.550					G5-3					4	1	2	0	0	0	1				
79 Avisail Garcia, R OBP: 0.500, SLG: 0.500	1B	1B							1B	1	1	1	0	0	0	0				
19 Jeff Larish, L OBP: 0.415, SLG: 0.486	1B				K					4	1	1	1	1	2	3				
13 Alex Avila, L OBP: 0.444, SLG: 0.600																				
63 Max St. Pierre, R OBP: 0.308, SLG: 0.333	1B	L4			L7				G6-3	3	1	1	1	0	0	2				
20 Scott Sizemore, R OBP: 0.367, SLG: 0.325	1B									2	1	1	1	1	0	0				
32 Will Rhymes, L	2B									1	0	0	0	0	0	1				
4 Adam Everett, R OBP: 0.143, SLG: 0.125					L7					3	1	1	2	0	0	1				
8 Cale Iorg, R OBP: 0.333, SLG: 0.667	2B									1	0	1	1	0	0	0				
27 Brent Dlugach, R OBP: 0.375, SLG: 0.688	1B				G5-3					4	0	1	1	0	1	2				
82 Andy Dirks, L										4	0	0	0	0	1	2				
Inning Stats	R: 5 E: 0 K: 0 S: 8	H: 5 LOB: 1 BB: 1 P: 12	R: 0 E: 0 K: 1 S: 7	H: 2 LOB: 2 BB: 0 P: 7	R: 0 E: 0 K: 0 S: 3	H: 0 LOB: 0 BB: 0 P: 3	R: 0 E: 0 K: 1 S: 5	H: 0 LOB: 0 BB: 0 P: 5	R: 0 E: 0 K: 0 S: 3	H: 0 LOB: 0 BB: 1 P: 7	R: 1 E: 0 K: 0 S: 5	H: 2 LOB: 1 BB: 0 P: 5	R: 1 E: 0 K: 1 S: 7	H: 2 LOB: 1 BB: 0 P: 7	R: 1 E: 0 K: 0 S: 5	H: 2 LOB: 1 BB: 0 P: 5	1B: 7 2B: 8 3B: 0 HR: 0	SF: 0 SAC: 0 DP: 0 HBP: 0	WP: 0 PB: 0 SB: 0 CS: 1	PA: 41
PITCHER	IP WLS BF H R ER SO BB IBB HBP BLK WP HR S P ERA WHIP																			
51 J.D. Martin, R ERA: 6.3	5.0 L 23 7 5 5 3 1 0 0 0 0 0 0 28 32 9.00 1.600																			
64 Luis Atiliano, R ERA: 8.31	1.0 3 0 0 0 0 1 0 0 0 0 0 0 3 7 0.00 1.000																			
43 Miguel Batista, R ERA: 5.59	1.0 5 2 1 1 0 0 0 0 0 0 0 0 5 5 9.00 2.000																			
39 Tyler Walker, R ERA: 16.71	1.0 5 2 1 1 1 0 0 0 0 0 0 0 7 7 9.00 2.000																			
55 Matt Capps, R ERA: 9.0	1.0 5 2 1 1 0 0 0 0 0 0 0 0 5 5 9.00 2.000																			

Detroit Tigers @ Washington Nationals
 Space Coast Stadium, Viera, FL
 Thu Mar 25 20:10, 7:23 PM - 9:50 PM EDT
 Att: 4,395 - Partly Cloudy - 75 F

AB	39
R	8
H	13
RBI	8
BB	2
SO	4
LOB	13



Batter	1	2	3	4	5	6	7	8	9	AB	R	H	RBI	BB	SO	LOB	BOTTOM			
1 Nwyer Morgan, L OBP: 0.240, SLG: 0.250	P6									3	0	2	0	0	0	0				
29 Willy Taveras, R OBP: 0.467, SLG: 0.480										1	0	1	0	0	0	0				
6 Ian Desmond, R OBP: 0.364, SLG: 0.500	F8									4	0	0	0	0	0	3				
11 Ryan Zimmerman, R OBP: 0.419, SLG: 0.833										4	0	1	0	0	0	3				
Chase Lambin, S	1B									0	0	0	0	0	0	0				
44 Adam Dunn, L OBP: 0.306, SLG: 0.200										2	1	0	0	1	1	3				
2 Roger Bernadina, L OBP: 0.359, SLG: 0.265	G3									1	0	1	0	0	0	0				
16 Josh Willingham, R OBP: 0.387, SLG: 0.828										3	0	1	0	0	0	2				
30 Justin Maxwell, R OBP: 0.226, SLG: 0.182										1	0	0	0	0	0	1				
7 Ivan Rodriguez, R OBP: 0.385, SLG: 0.367										3	0	0	0	0	0	2				
23 Wil Nieves, R OBP: 0.250, SLG: 0.294	G6-3									1	0	0	0	0	0	1				
28 Michael Morse, R OBP: 0.244, SLG: 0.372										3	0	0	0	0	1	3				
Jesus Valdez, R	F8									1	0	0	0	0	0	0				
12 Alberto Gonzalez, R OBP: 0.424, SLG: 0.467										3	1	1	1	0	0	2				
Pedro Lopez, R	1B									1	0	0	0	0	0	0				
10 Eric Bruntlett, R OBP: 0.324, SLG: 0.455										3	0	0	0	0	1	3				
Francisco Plascencia, L	K									1	0	0	0	0	0	0				
Inning Stats	R: 0 E: 0 K: 0 S: 4	H: 1 LOB: 1 BB: 0 P: 4	R: 0 E: 0 K: 0 S: 3	H: 0 LOB: 0 BB: 0 P: 3	R: 1 E: 0 K: 1 S: 7	H: 2 LOB: 1 BB: 0 P: 8	R: 1 E: 1 K: 1 S: 7	H: 1 LOB: 2 BB: 1 P: 11	R: 0 E: 0 K: 0 S: 9	H: 1 LOB: 2 BB: 0 P: 9	R: 0 E: 0 K: 0 S: 3	H: 0 LOB: 0 BB: 0 P: 3	R: 0 E: 0 K: 0 S: 4	H: 1 LOB: 1 BB: 0 P: 4	R: 0 E: 0 K: 0 S: 3	H: 0 LOB: 0 BB: 0 P: 3	1B: 7 2B: 0 3B: 0 HR: 0	SF: 0 SAC: 0 DP: 1 HBP: 0	WP: 1 PB: 0 SB: 2 CS: 0	PA: 36
PITCHER	IP WLS BF H R ER SO BB IBB HBP BLK WP HR S P ERA WHIP																			
38 Jeremy Bonderman, R ERA: 6.92	4.1 W 21 5 2 1 2 1 0 0 0 0 0 0 4 4 0.00 0.000																			
67 Phil Dumatrai, L ERA: 3.0	0.2 H 2 0 0 0 1 0 0 0 0 0 0 0 4 4 0.00 0.000																			
62 Enrique Gonzalez, R ERA: 2.0	2.0 H 7 1 0 0 0 0 0 0 0 0 0 0 7 7 0.00 0.500																			
55 Daniel Schereth, L ERA: 10.13	1.0 3 1 0 0 0 0 0 0 0 0 0 0 3 3 0.00 1.000																			
72 Robbie Weinhardt, R ERA: 1.0	1.0 3 0 0 0 0 0 0 0 0 0 0 0 3 3 0.00 0.000																			

Detroit Tigers @ Washington Nationals
 Space Coast Stadium, Viera, FL
 Thu Mar 25 20:10, 7:23 PM - 9:50 PM EDT
 Att: 4,395 - Partly Cloudy - 75 F

AB	35
R	2
H	7
RBI	1
BB	1
SO	3
LOB	23



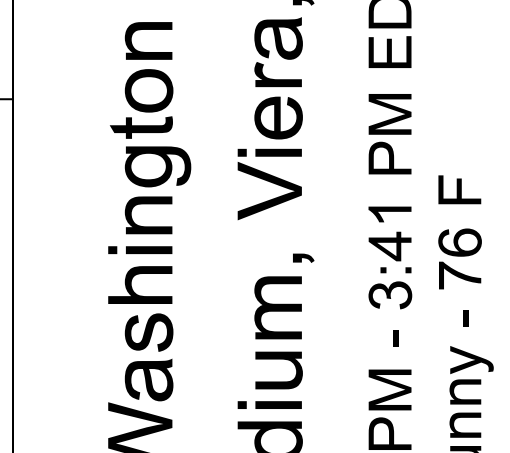
Batter	1	2	3	4	5	6	7	8	9	AB	R	H	RBI	BB	SO	LOB	TOP			
55 Skip Schumaker, L (1,4) OBP: 0.228, SLG: 0.241 Tyler Greene, R (7,6) OBP: 0.275, SLG: 0.333										4	0	1	1	0	0	1	St. Louis Cardinals @ Washington Nationals Space Coast Stadium, Viera, FL Fri Mar 26 2010, 1:24 PM - 3:41 PM EDT Att: 4,370 - Sunny - 76 F			
12 Julio Lugo, R (1,6) OBP: 0.310, SLG: 0.444 89 Donovan Solano, R (7,4) OBP: 0.609, SLG: 0.619										3	1	0	0	1	1	2				
8 Allen Craig, R (1,3) OBP: 0.362, SLG: 0.561										3	1	0	0	1	2	2				
7 Matt Holliday, R (1,7) OBP: 0.478, SLG: 0.529 75 Adam Ottavino, S (7,1)										4	1	1	1	0	2	1				
47 Ryan Ludwick, R (1,8) OBP: 0.316, SLG: 0.490 80 Tony Cruz, R (8,2)										3	0	1	1	0	0	0				
23 David Freese, R (1,5) OBP: 0.373, SLG: 0.442										3	0	1	0	1	0	1				
34 Nick Stavinoha, R (1,9)										4	0	2	1	0	1	1				
Matt Paganzzi, R (1,2) OBP: 0.429, SLG: 0.538 22 Joe Mather, R (8,PH) OBP: 0.315, SLG: 0.362										3	1	2	0	0	0	2				
50 Adam Wainwright, R (1,1) OBP: 0.200, SLG: 0.400 Jon Jay, L (7,7) OBP: 0.279, SLG: 0.282										3	0	1	0	0	1	1				
Inning Stats	R: 3 E: 0 K: 0 S: 6	H: 3 LOB: 2 BB: 2 P: 14	R: 0 E: 0 K: 2 S: 7	H: 0 LOB: 1 BB: 1 P: 11	R: 0 E: 0 K: 1 S: 5	H: 1 LOB: 0 BB: 0 P: 5	R: 1 E: 0 K: 0 S: 5	H: 2 LOB: 1 BB: 0 P: 5	R: 0 E: 0 K: 0 S: 4	H: 2 LOB: 1 BB: 0 P: 4	R: 0 E: 0 K: 2 S: 7	H: 0 LOB: 0 BB: 0 P: 8	R: 0 E: 0 K: 1 S: 6	H: 1 LOB: 1 BB: 0 P: 6	R: 0 E: 0 K: 0 S: 4	H: 1 LOB: 1 BB: 0 P: 4		1B: 7 2B: 3 3B: 0 HR: 0	SF: 1 SAC: 0 DP: 1 HBP: 1	WP: 0 PB: 0 SB: 0 CS: 0
PITCHER	IP WLS BF H R ER SO BB IBB HBP BLK WP HR S P ERA WHIP																			
31 John Lannan, L (1,1) ERA: 3.78	5.2	26	8	4	4	4	3	0	0	0	0	0	0	0	0	0	0	6.35	1.941	
42 Jason Bergmann, R (6,1) ERA: 6.45	1.1	5	0	0	0	2	0	0	1	0	0	0	0	0	8	9	0.00	0.000		
36 Tyler Clippard, R (8,1) ERA: 3.38	1.0	4	1	0	0	1	0	0	0	0	0	0	0	6	6	0.00	1.000			
32 Brian Bruney, R (9,1) ERA: 2.57	1.0	4	1	0	0	0	0	0	0	0	0	0	0	4	4	0.00	1.000			

Batter	1	2	3	4	5	6	7	8	9	AB	R	H	RBI	BB	SO	LOB	BOTTOM			
22 Willie Harris, L (1,5) OBP: 0.488, SLG: 0.618 10 Eric Bruntlett, R (8,5) OBP: 0.324, SLG: 0.455										3	1	3	0	1	0	0	St. Louis Cardinals @ Washington Nationals Space Coast Stadium, Viera, FL Fri Mar 26 2010, 1:24 PM - 3:41 PM EDT Att: 4,370 - Sunny - 76 F			
15 Cristian Guzman, S (1,6) OBP: 0.233, SLG: 0.400 6 Ian Desmond, R (8,6) OBP: 0.364, SLG: 0.500										4	1	1	0	0	0	5				
20 Adam Kennedy, L (1,4) OBP: 0.304, SLG: 0.455 36 Tyler Clippard, R (8,1) ERA: 3.38 32 Brian Bruney, R (9,1) ERA: 2.57										4	0	0	1	0	2	3				
44 Adam Dunn, L (1,3) OBP: 0.282, SLG: 0.182 28 Michael Morse, R (7,3) OBP: 0.291, SLG: 0.386										3	0	0	1	0	1	0				
16 Josh Willingham, R (1,7) OBP: 0.382, SLG: 0.781 30 Justin Maxwell, R (6,PR) OBP: 0.222, SLG: 0.178										3	0	1	0	0	1	0				
7 Ivan Rodriguez, R (1,2) OBP: 0.383, SLG: 0.455 23 Wil Nieves, R (7,2) OBP: 0.243, SLG: 0.286										3	1	1	2	0	1	0				
2 Roger Bernadina, L (1,9) OBP: 0.372, SLG: 0.289										4	1	2	1	0	1	1				
29 Willy Taveras, R (1,8) OBP: 0.412, SLG: 0.414										4	0	0	0	0	1	3				
31 John Lannan, L (1,1) OBP: 0.500, SLG: 0.333 42 Jason Bergmann, R (6,1) ERA: 5.29 12 Alberto Gonzalez, R (7,PH) OBP: 0.429, SLG: 0.489										2	0	1	1	0	1	0				
Inning Stats	R: 2 E: 1 K: 1 S: 7	H: 2 LOB: 0 BB: 0 P: 7	R: 1 E: 0 K: 1 S: 8	H: 3 LOB: 0 BB: 0 P: 9	R: 0 E: 0 K: 1 S: 5	H: 0 LOB: 0 BB: 0 P: 5	R: 0 E: 0 K: 2 S: 7	H: 0 LOB: 0 BB: 0 P: 7	R: 0 E: 0 K: 1 S: 8	H: 1 LOB: 1 BB: 0 P: 8	R: 2 E: 0 K: 0 S: 3	H: 2 LOB: 1 BB: 1 P: 7	R: 0 E: 0 K: 1 S: 8	H: 2 LOB: 1 BB: 0 P: 11	R: 2 E: 2 K: 1 S: 8	H: 2 LOB: 1 BB: 0 P: 11		1B: 9 2B: 1 3B: 0 HR: 1	SF: 0 SAC: 0 DP: 1 HBP: 0	WP: 1 PB: 0 SB: 3 CS: 0
PITCHER	IP WLS BF H R ER SO BB IBB HBP BLK WP HR S P ERA WHIP																			
50 Adam Wainwright, R (1,1) ERA: 5.29	6.0	26	8	5	4	8	0	0	0	0	0	0	0	0	0	0	6.00	1.333		
75 Adam Ottavino, R (7,1) ERA: 2.39	2.0	10	3	2	1	1	1	0	0	0	0	1	0	11	18	4.50	2.000			

AB	34
R	4
H	10
RBI	4
BB	3
SO	7
LOB	12



AB	35
R	7
H	11
RBI	6
BB	1
SO	9
LOB	15



Batter	1	2	3	4	5	6	7	8	9	10	AB	R	H	RBI	BB	SO	LOB	TOP							
29 Willy Taveras, R OBP: 0.359, SLG: 0.353	F9		L9				F8	F9		CS	5	0	0	0	0	1	1	Washington Nationals @ New York Mets Digital Domain Park, Port St. Lucie, FL Sat Mar 27 2010, 1:13 PM - 4:15 PM EDT Att: 5,288 - Sunny - 77 F							
43 Miguel Batista, R (8, 1)											0	0	0	0	0	0	0								
Adam Fox, R (10, PH)											0	0	0	0	0	0	0								
50 Jesse English, L (10, 1)											0	0	0	0	0	0	0								
15 Cristian Guzman, S OBP: 0.294, SLG: 0.474	P4		44 2B				44 WP	20 1B		K	4	1	3	0	0	0	0								
7 Michael Martinez, S (7, 6)											1	0	0	0	0	1	0								
20 Adam Kennedy, L OBP: 0.320, SLG: 0.447	G4-3		44 2B	16 2B	HBP					K	3	1	1	0	0	1	1								
Pedro Lopez, R (7, 4)											1	0	0	0	0	1	0								
44 Adam Dunn, L OBP: 0.279, SLG: 0.216			K							G4-3	4	1	1	1	0	3	3								
15 Mike Daniel, L (7, 7)				16 2B							1	0	0	0	0	0	0								
16 Josh Willingham, R OBP: 0.395, SLG: 0.771		4-0					G5-3	F8			3	1	1	2	1	0	3								
17 Sean Burnett, L (7, 1)											0	0	0	0	0	0	0								
Francisco Plascencia, L (8, 8)											0	1	0	0	1	0	0								
7 Ivan Rodriguez, R OBP: 0.378, SLG: 0.500											3	0	2	1	0	0	1								
23 Jhonatan Solano, R OBP: 0.500, SLG: 0.750											2	1	1	0	0	0	1								
12 Alberto Gonzalez, R OBP: 0.438, SLG: 0.556											4	1	2	2	0	0	2								
30 Justin Maxwell, R OBP: 0.237, SLG: 0.184											4	0	1	0	1	2	3								
35 Craig Stammen, R (1, 1)											2	0	0	0	0	1	0								
25 Michael Burgess, L (6, PH)											1	0	0	0	0	0	2								
55 Matt Capps, R (6, 1)											0	0	0	0	0	0	0								
38 Chris Duncan, L OBP: 0.262, SLG: 0.235											2	0	1	1	0	1	1								
Inning Stats	R: 0 E: 0 K: 0 S: 3	H: 0 LOB: 0 BB: 0 P: 3	R: 1 E: 0 K: 2 S: 8	H: 1 LOB: 1 BB: 1 P: 12	R: 3 E: 0 K: 1 S: 8	H: 3 LOB: 1 BB: 0 P: 9	R: 0 E: 0 K: 3 S: 3	H: 1 LOB: 0 BB: 0 P: 3	R: 0 E: 0 K: 3 S: 10	H: 1 LOB: 1 BB: 0 P: 11	R: 0 E: 0 K: 1 S: 5	H: 2 LOB: 2 BB: 0 P: 5	R: 0 E: 0 K: 1 S: 7	H: 2 LOB: 3 BB: 0 P: 7	R: 1 E: 0 K: 1 S: 7	H: 2 LOB: 1 BB: 0 P: 7	R: 0 E: 0 K: 2 S: 7	H: 0 LOB: 0 BB: 0 P: 7	R: 2 E: 0 K: 1 S: 8	H: 1 LOB: 0 BB: 2 P: 18	1B: 6 2B: 7 3B: 0 HR: 1	SF: 0 SAC: 1 DP: 1 HBP: 1	WP: 1 PB: 0 SB: 2 CS: 1	PA: 46	
PITCHER	IP	WLS	BF	H	R	ER	SO	BB	IBB	HBP	BLK	WP	HR	S	P	ERA	WHIP								
47 Hisanori Takahashi, L ERA: 3.18	3.0		15	4	4	4	3	1	0	0	0	0	0	13	14	0.00	1.000								
75 Francisco Rodriguez, R ERA: 3.0	2.0		7	2	0	0	3	0	0	0	0	0	0	5	5	0.00	2.000								
50 Sean Green, R ERA: 5.87	1.0		5	2	0	0	0	0	0	0	0	0	0	5	5	0.00	2.000								
39 Bobby Parnell, R ERA: 3.18	1.0		5	2	0	0	1	0	0	0	0	1	0	7	8	0.00	2.000								
18 Ryota Igarashi, R ERA: 5.4	1.0	B	5	2	1	1	1	0	0	0	0	0	0	7	7	9.00	2.000								
PITCHER	IP	WLS	BF	H	R	ER	SO	BB	IBB	HBP	BLK	WP	HR	S	P	ERA	WHIP								
94 Kiko Calero, R ERA: 6.23	0.1		1	1	1	1	0	0	0	0	0	0	0	1	1	0.00	0.000								
96 Raul Valdes, L ERA:	10.1		0.2	1	0	0	0	1	0	0	0	0	0	3	4	0.00	0.000								

Batter	1	2	3	4	5	6	7	8	9	10	AB	R	H	RBI	BB	SO	LOB	BOTTOM							
13 Alex Cora, L OBP: 0.333, SLG: 0.463	FC4-6		L7								3	1	2	0	0	0	0	Washington Nationals @ New York Mets Digital Domain Park, Port St. Lucie, FL Sat Mar 27 2010, 1:13 PM - 4:15 PM EDT Att: 5,288 - Sunny - 77 F							
79 Ruben Tejada, R OBP: 0.352, SLG: 0.400											2	1	1	0	0	1	0								
1 Luis Castillo, S OBP: 0.347, SLG: 0.364	FC4-6		G4-3								4	2	1	3	0	0	2								
18 Ryota Igarashi, R (8, 1)											0	0	0	0	0	0	0								
16 Angel Pagan, S OBP: 0.313, SLG: 0.395											1	0	0	0	0	0	0								
5 David Wright, R OBP: 0.495, SLG: 0.683											3	0	3	2	0	0	0								
50 Sean Green, R (6, 1)											0	0	0	0	0	0	0								
2 Frank Catalanotto, L OBP: 0.287, SLG: 0.360											1	0	0	0	0	1	0								
35 Mike Jacobs, L OBP: 0.316, SLG: 0.355											4	0	0	0	1	0	3								
44 Jason Bay, R OBP: 0.396, SLG: 0.595											3	0	0	0	0	1	2								
26 Fernando Martinez, L OBP: 0.426, SLG: 0.786											1	0	0	0	0	0	0								
19 Gary Matthews, S OBP: 0.356, SLG: 0.550											3	0	0	0	1	1	2								
94 Kiko Calero, R (9, 1)											0	0	0	0	0	0	0								
96 Raul Valdes, L (10, 1)											0	0	0	0	0	0	0								
12 Jeff Francoeur, R OBP: 0.271, SLG: 0.357											3	0	1	0	0	0	1								
39 Bobby Parnell, R (7, 1)											0	0	0	0	0	0	0								
65 Russ Adams, L OBP: 0.423, SLG: 0.583											1	0	0	0	0	0	0								
9 Omar Santos, R OBP: 0.400, SLG: 0.636											3	1	1	0	0	0	1								
3 Chris Coste, R OBP: 0.357, SLG: 0.462											1	0	0	0	0	0	0								
47 Hisanori Takahashi, L (1, 1)											1	0	0	0	0	0	0								
75 Francisco Rodriguez, R (4, 1)											0	0	0	0	0	0	0								
28 Daniel Murphy, L OBP: 0.178, SLG: 0.300											1	0	0	0	0	0	0								
17 Fernando Tatis, R OBP: 0.233, SLG: 0.222											2	0	0	0	0	0	1								
Inning Stats	R: 1 E: 0 K: 2 S: 9	H: 2 LOB: 2 BB: 1 P: 13	R: 0 E: 0 K: 0 S: 3	H: 0 LOB: 0 BB: 0 P: 3	R: 0 E: 0 K: 0 S: 4	H: 1 LOB: 1 BB: 0 P: 5	R: 0 E: 0 K: 0 S: 3	H: 0 LOB: 1 BB: 0 P: 7	R: 0 E: 0 K: 0 S: 5	H: 1 LOB: 1 BB: 0 P: 5	R: 0 E: 0 K: 1 S: 3	H: 3 LOB: 0 BB: 0 P: 9	R: 0 E: 0 K: 0 S: 3	H: 0 LOB: 0 BB: 0 P: 3	R: 0 E: 0 K: 1 S: 5	H: 0 LOB: 0 BB: 0 P: 5	R: 0 E: 0 K: 0 S: 2	H: 0 LOB: 0 BB: 0 P: 3	1B: 5 2B: 3 3B: 0 HR: 1	SF: 0 SAC: 0 DP: 1 HBP: 1	WP: 0 PB: 0 SB: 1 CS: 0	PA: 40			
PITCHER	IP	WLS	BF	H	R	ER	SO	BB	IBB	HBP	BLK	WP	HR	S	P	ERA	WHIP								
35 Craig Stammen, R ERA: 3.14	5.0		22	5	2	2	2	2	0	0	0	0	0	24	33	3.60	1.400								
55 Matt Capps, R ERA: 6.0	1.0	H	3	1	0	0	0	0	0	0	0	0	0	3	3	0.00	1.000								
17 Sean Burnett, L ERA: 15.0	1.0	B	6	3	3	3	1	0	0	0	0	0	1	8	9	27.00	3.000								
43 Miguel Batista, R ERA: 4.63	2.0	W	6	0	0	0	1	0	0	0	0	0	0	8	8	0.00	0.000								
50 Jesse English, L ERA: 3.86	1.0	S	3	0	0	0	0	0	0	1	0	0	0	2	3	0.00	0.000								

AB	40
R	7
H	13
RBI	7
BB	3
SO	11
LOB	18




AB	37
R	5
H	9
RBI	5
BB	2
SO	4
LOB	12




Batter	1	2	3	4	5	6	7	8	9	AB	R	H	RBI	BB	SO	LOB	TOP					
24 Nate McLouth, L (1,8) 78 Matt Young, L (5,8) OBP: 0.173, SLG: 0.213 OBP: 0.308, SLG: 0.250										3	2	1	0	0	0	0	Atlanta Braves @ Washington Nationals Space Coast Stadium, Viera, FL Sun Mar 28 2010, 1:18 PM - 3:44 PM EDT Att: 5,788 - Cloudy - 77 F					
14 Martin Prado, R (1,4) 7 Brooks Conrad, S (5,4) OBP: 0.491, SLG: 0.533 OBP: 0.347, SLG: 0.381										3	0	2	0	0	0	1						
10 Chipper Jones, S (1,5) 69 Brandon Hicks, R (5, PR) OBP: 0.590, SLG: 0.590 OBP: 0.308, SLG: 0.353										1	0	1	2	0	0	0						
23 Matt Diaz, R (1,7) Adam Milligan, L (6,7) OBP: 0.414, SLG: 0.380										3	0	2	0	0	1	2						
18 Brent Clevlen, R (1,9) OBP: 0.219, SLG: 0.167										4	0	2	0	0	1	3						
4 Omar Infante, R (1,6) Juan Gonzalez, S (6,5) OBP: 0.444, SLG: 0.469										3	0	0	0	0	1	3						
20 Eric Hinske, L (1,3) 70 Freddie Freeman, L (6,3) OBP: 0.590, SLG: 0.590 OBP: 0.457, SLG: 0.452										3	0	0	0	0	0	1						
5 Clint Sammons, R (1,2) OBP: 0.300, SLG: 0.294										4	0	0	0	0	1	3						
7 Joe Thurston, L (1,10) OBP: 0.317, SLG: 0.450										4	0	0	0	0	0	0						
Inning Stats	R: 1 E: 1 K: 1 S: 8	H: 2 LOB: 2 BB: 0 P: 8	R: 0 E: 0 K: 1 S: 5	H: 0 LOB: 0 BB: 0 P: 5	R: 1 E: 0 K: 0 S: 5	H: 2 LOB: 1 BB: 0 P: 6	R: 0 E: 0 K: 0 S: 3	H: 0 LOB: 1 BB: 0 P: 3	R: 0 E: 0 K: 1 S: 7	H: 1 LOB: 2 BB: 0 P: 7	R: 0 E: 0 K: 2 S: 6	H: 0 LOB: 0 BB: 0 P: 7	R: 0 E: 0 K: 0 S: 7	H: 0 LOB: 0 BB: 0 P: 7	R: 1 E: 0 K: 0 S: 5	H: 2 LOB: 2 BB: 1 P: 9		R: 0 E: 0 K: 1 S: 6	H: 1 LOB: 1 BB: 0 P: 6	1B: 10 2B: 0 3B: 0 HR: 0	SF: 2 SAC: 0 DP: 0 HBP: 0	WP: 1 PB: 0 SB: 1 CS: 0
PITCHER	IP WLS BF H R ER SO BB IBB HBP BLK WP HR S P ERA WHIP																					
19 Scott Olsen, L (1,1) ERA: 6.75	5.1 W 24 7 2 1 4 0 0 0 0 0 0 0 0 0 32 33 1.69 1.312																					
17 Sean Burnett, L (6,1) ERA: 13.5	0.2 2 0 0 0 0 0 0 0 0 0 0 1 0 2 3 0.00 0.000																					
55 Matt Capps, R (7,1) ERA: 7.2	1.0 3 0 0 0 2 0 0 0 0 0 0 0 0 0 7 7 0.00 0.000																					
64 Luis Atlano, R (8,1) ERA: 7.11	2.0 10 3 1 1 1 1 0 0 0 0 0 0 0 11 15 4.50 2.000																					

Batter	1	2	3	4	5	6	7	8	9	AB	R	H	RBI	BB	SO	LOB	BOTTOM			
1 Naylor Morgan, L (1,8) 15 Mike Daniel, L (6, PR) OBP: 0.313, SLG: 0.300 OBP: 0.200, SLG: 0.200										4	3	3	0	0	0	0	Atlanta Braves @ Washington Nationals Space Coast Stadium, Viera, FL Sun Mar 28 2010, 1:18 PM - 3:44 PM EDT Att: 5,788 - Cloudy - 77 F			
6 Ian Desmond, R (1,6) 12 Alberto Gonzalez, R (7,6) OBP: 0.365, SLG: 0.474 OBP: 0.425, SLG: 0.541										3	2	2	2	1	0	1				
11 Ryan Zimmerman, R (1,5) 10 Eric Bruntlett, R (5,5) OBP: 0.408, SLG: 0.533 OBP: 0.286, SLG: 0.395										3	1	1	4	0	1	4				
44 Adam Dunn, L (1,3) 28 Michael Morse, R (8,3) OBP: 0.277, SLG: 0.220 OBP: 0.280, SLG: 0.417										4	0	1	3	0	2	0				
16 Josh Willingham, R (1,10) OBP: 0.381, SLG: 0.718										4	0	1	0	0	1	2				
20 Adam Kennedy, L (1,4) Seth Byrum, R (8,4) OBP: 0.333, SLG: 0.440										3	0	1	0	1	0	1				
2 Roger Bernadina, L (1,7) 15 Cristian Guzman, S (7, PH) Marvin Lowrance, L (8,7) OBP: 0.347, SLG: 0.273 OBP: 0.286, SLG: 0.457										3	0	1	0	0	0	1				
23 Wil Nieves, R (1,2) Devin Ivany, R (7,2) OBP: 0.209, SLG: 0.244										3	1	0	0	0	0	2				
29 Willy Taveras, R (1,9) OBP: 0.372, SLG: 0.368										4	2	2	0	0	0	0				
Inning Stats	R: 3 E: 0 K: 1 S: 8	H: 2 LOB: 1 BB: 1 P: 15	R: 3 E: 1 K: 2 S: 12	H: 5 LOB: 2 BB: 0 P: 12	R: 0 E: 0 K: 0 S: 2	H: 0 LOB: 0 BB: 1 P: 6	R: 3 E: 0 K: 0 S: 7	H: 4 LOB: 1 BB: 0 P: 8	R: 0 E: 0 K: 0 S: 3	H: 0 LOB: 0 BB: 0 P: 3	R: 0 E: 0 K: 1 S: 6	H: 0 LOB: 1 BB: 0 P: 6	R: 0 E: 0 K: 1 S: 8	H: 1 LOB: 1 BB: 0 P: 8	R: 0 E: 0 K: 2 S: 8	H: 1 LOB: 1 BB: 0 P: 8		1B: 12 2B: 0 3B: 0 HR: 1	SF: 0 SAC: 0 DP: 2 HBP: 0	WP: 0 PB: 0 SB: 2 CS: 0
PITCHER	IP WLS BF H R ER SO BB IBB HBP BLK WP HR S P ERA WHIP																			
36 Scott Proctor, R (1,1) ERA: 11.25	1.0 L 6 2 3 3 1 0 0 0 0 0 0 0 12 12 27.00 3.000																			
43 Jesse Chavez, R (2,1) ERA: 18.0	1.0 8 5 3 3 2 0 0 0 0 0 0 0 12 12 27.00 5.000																			
33 Mariano Gomez, L (3,1) ERA: 5.87	2.0 10 4 3 3 0 1 0 0 0 0 0 0 9 14 13.50 2.500																			
74 Erik Cordier, R (5,1) ERA:	4.0 14 2 0 0 3 0 0 0 0 0 0 0 20 20 0.00 0.500																			



Batter	1	2	3	4	5	6	7	8	9	AB R H RBI BB SO LOB	TOP																								
											<p style="text-align: center;">New York Mets @ Washington Nationals Space Coast Stadium, Viera, FL Mon Mar 29 2010, 1:05 PM EDT</p> <p style="text-align: right;">livebaseballscorecards.com</p> <p>AB 0 R 0 H 0 RBI 0 BB 0 SO 0 LOB 0</p> 																								
Inning Stats										1B: 0 SF: 0 WP: 0 PA: 0 2B: 0 SAC: 0 FB: 0 3B: 0 DP: 0 SB: 0 HR: 0 HBP: 0 CS: 0																									
PITCHER	IP	WLS	BF	H	R	ER	SO	BB	IBB	HBP	BLK	WP	HR	S	P	ERA	WHIP	PITCHER	IP	WLS	BF	H	R	ER	SO	BB	IBB	HBP	BLK	WP	HR	S	P	ERA	WHIP

Batter	1	2	3	4	5	6	7	8	9	AB R H RBI BB SO LOB	BOTTOM																								
											<p style="text-align: center;">New York Mets @ Washington Nationals Space Coast Stadium, Viera, FL Mon Mar 29 2010, 1:05 PM EDT</p> <p style="text-align: right;">livebaseballscorecards.com</p> <p>AB 0 R 0 H 0 RBI 0 BB 0 SO 0 LOB 0</p> 																								
Inning Stats										1B: 0 SF: 0 WP: 0 PA: 0 2B: 0 SAC: 0 FB: 0 3B: 0 DP: 0 SB: 0 HR: 0 HBP: 0 CS: 0																									
PITCHER	IP	WLS	BF	H	R	ER	SO	BB	IBB	HBP	BLK	WP	HR	S	P	ERA	WHIP	PITCHER	IP	WLS	BF	H	R	ER	SO	BB	IBB	HBP	BLK	WP	HR	S	P	ERA	WHIP

Batter	1	2	3	4	5	6	7	8	9	AB	R	H	RBI	BB	SO	LOB	TOP					
1 Nyer Morgan, L OBP: 0.278, SLG: 0.265										4	1	0	0	0	1	2	<p>Washington Nationals @ Florida Marlins</p> <p>Roger Dean Stadium, Jupiter, FL</p> <p>Tue Mar 30 2010, 1:12 PM - 4:18 PM EDT</p> <p>Att: 3,751 - Sunny - 72 F</p>					
2 Roger Bernadina, L OBP: 0.360, SLG: 0.273										0	0	0	0	0	0	0						
15 Cristian Guzman, S OBP: 0.262, SLG: 0.487										4	0	1	1	0	1	0						
7 Michael Martinez, S OBP: 0.500, SLG: 0.500										1	0	1	2	0	0	0						
11 Ryan Zimmerman, R OBP: 0.494, SLG: 0.824										3	0	1	0	0	0	1						
12 Alberto Gonzalez, R OBP: 0.429, SLG: 0.538										2	0	1	0	0	0	0						
44 Adam Dunn, L OBP: 0.280, SLG: 0.227										3	0	1	0	0	1	1						
10 Eric Bruntlett, R OBP: 0.273, SLG: 0.375										2	0	0	0	0	1	3						
28 Michael Morse, R OBP: 0.315, SLG: 0.462										4	2	3	0	0	0	1						
20 Adam Kennedy, L OBP: 0.328, SLG: 0.426										4	1	1	0	0	1	3						
7 Ivan Rodriguez, R OBP: 0.359, SLG: 0.474										2	0	0	0	0	1	2						
18 Chris Coste, R OBP: 0.412, SLG: 0.467										2	0	1	1	0	1	2						
29 Willy Taveras, R OBP: 0.348, SLG: 0.341										3	0	0	0	0	1	1						
15 Mike Daniel, L OBP: 0.333, SLG: 0.333										1	1	1	0	0	0	0						
49 Garrett Mock, S										2	0	0	0	0	1	0						
42 Jason Bergmann, R										0	0	0	0	0	0	0						
Mike MacDougal, S										0	0	0	0	0	0	0						
6 Ian Desmond, R										1	0	1	0	0	0	0						
36 Tyler Clippard, R										0	0	0	0	0	0	0						
50 Jesse English, L										0	0	0	0	0	0	0						
Jesus Valdez, R										0	0	0	1	0	0	0						
Inning Stats	R: 0 E: 0 K: 2 S: 8	H: 1 LOB: 1 BB: 0 P: 8	R: 0 E: 0 K: 0 S: 3	H: 1 LOB: 0 BB: 0 P: 3	R: 1 E: 1 K: 0 S: 6	H: 1 LOB: 1 BB: 0 P: 6	R: 0 E: 0 K: 2 S: 8	H: 1 LOB: 1 BB: 0 P: 8	R: 0 E: 0 K: 0 S: 7	H: 0 LOB: 0 BB: 0 P: 7	R: 0 E: 0 K: 0 S: 3	H: 0 LOB: 0 BB: 0 P: 3	R: 1 E: 0 K: 0 S: 6	H: 3 LOB: 2 BB: 0 P: 6	R: 0 E: 0 K: 2 S: 7	H: 0 LOB: 0 BB: 0 P: 7	R: 3 E: 0 K: 1 S: 10	H: 5 LOB: 3 BB: 0 P: 11	1B: 9 2B: 2 3B: 1 HR: 0	SF: 1 SAC: 0 DP: 1 HBP: 1	WP: 0 PB: 0 SB: 1 CS: 0	PA: 40
PITCHER	IP WLS BF H R ER SO BB IBB HBP BLK WP HR S P ERA WHIP	IP WLS BF H R ER SO BB IBB HBP BLK WP HR S P ERA WHIP																				
41 Chris Volstad, R ERA: 4.24	6.2 W 27 7 2 1 6 0 0 0 0 0 0 0 40 40 1.35 1.050																					
44 Brian Sanches, R ERA: 1.93	0.1 1 0 0 0 0 0 0 0 0 0 0 0 1 1 0.00 0.000																					
46 Juan Carlos Oviedo, R ERA: 4.15	1.0 3 0 0 0 2 0 0 0 0 0 0 0 7 7 0.00 0.000																					
53 Dan Meyer, L ERA: 7.5	0.2 6 3 3 3 1 0 0 0 1 0 0 0 7 8 40.50 4.500																					
43 Jose Veras, R ERA: 5.63	0.1 3 2 0 0 0 0 0 0 0 0 0 0 3 3 0.00 6.000																					

Batter	1	2	3	4	5	6	7	8	9	AB	R	H	RBI	BB	SO	LOB	BOTTOM			
8 Chris Coghlan, L OBP: 0.320, SLG: 0.476										4	0	1	0	0	1	2	<p>Washington Nationals @ Florida Marlins</p> <p>Roger Dean Stadium, Jupiter, FL</p> <p>Tue Mar 30 2010, 1:12 PM - 4:18 PM EDT</p> <p>Att: 3,751 - Sunny - 72 F</p>			
1 Emilio Bonifacio, S OBP: 0.316, SLG: 0.442										1	0	0	0	0	0	0				
24 Cameron Maybin, R OBP: 0.375, SLG: 0.556										5	0	2	1	0	0	1				
22 Donnie Murphy, R OBP: 0.353, SLG: 0.455										0	0	0	0	0	0	0				
6 Dan Uggla, R OBP: 0.277, SLG: 0.351										2	1	0	0	1	1	1				
7 Hector Luna, R OBP: 0.400, SLG: 0.378										2	0	1	0	0	0	0				
13 Mike Lamb, L OBP: 0.452, SLG: 0.571										4	1	1	0	1	0	5				
29 Ronny Paulino, R OBP: 0.408, SLG: 0.500										3	2	2	2	1	0	2				
70 Brad Davis, R OBP: 0.350, SLG: 0.294										1	0	0	0	0	1	0				
15 Gaby Sanchez, R OBP: 0.429, SLG: 0.620										5	1	1	0	0	2	2				
79 Bryan Petersen, L OBP: 0.358, SLG: 0.410										3	2	2	0	2	1	0				
30 Brian Barden, R OBP: 0.366, SLG: 0.421										4	1	1	2	0	0	4				
41 Chris Volstad, R OBP: 0.375, SLG: 0.500										4	1	3	2	0	0	1				
44 Brian Sanches, R										0	0	0	0	0	0	0				
46 Juan Carlos Oviedo, R										0	0	0	0	0	0	0				
53 Dan Meyer, R										0	0	0	0	0	0	0				
43 Jose Veras, R										0	0	0	0	0	0	0				
Inning Stats	R: 0 E: 0 K: 1 S: 6	H: 1 LOB: 2 BB: 1 P: 11	R: 1 E: 0 K: 1 S: 7	H: 2 LOB: 1 BB: 0 P: 7	R: 2 E: 1 K: 1 S: 8	H: 2 LOB: 2 BB: 1 P: 12	R: 0 E: 0 K: 0 S: 3	H: 1 LOB: 0 BB: 0 P: 3	R: 5 E: 1 K: 0 S: 8	H: 6 LOB: 3 BB: 3 P: 20	R: 1 E: 0 K: 0 S: 5	H: 2 LOB: 1 BB: 0 P: 6	R: 0 E: 0 K: 3 S: 9	H: 0 LOB: 0 BB: 0 P: 9	R: 0 E: 0 K: 3 S: 9	H: 0 LOB: 0 BB: 0 P: 9	1B: 8 2B: 7 3B: 0 HR: 0	SF: 0 SAC: 0 DP: 2 HBP: 0	WP: 2 PB: 0 SB: 0 CS: 0	PA: 43
PITCHER	IP WLS BF H R ER SO BB IBB HBP BLK WP HR S P ERA WHIP	IP WLS BF H R ER SO BB IBB HBP BLK WP HR S P ERA WHIP																		
49 Garrett Mock, R ERA: 5.79	0.1 6 5 2 0 0 0 0 0 0 0 0 0 6 6 0.00 15.000																			
42 Jason Bergmann, R ERA: 9.53	1.0 5 2 1 1 0 0 0 0 0 0 0 0 5 6 9.00 2.000																			
36 Tyler Clippard, R ERA: 3.0	1.0 4 0 0 0 0 0 0 0 0 0 0 0 4 4 0.00 0.000																			
50 Jesse English, L ERA: 3.18	1.0 3 0 0 0 3 0 0 0 0 0 0 0 9 9 0.00 0.000																			

Batter	1	2	3	4	5	6	7	8	9	AB	R	H	RBI	BB	SO	LOB	TOP								
1 Niyer Morgan, L OBP: 0.268, SLG: 0.256 18 Chris Coste, R OBP: 0.389, SLG: 0.438	F8		22 S 15 2B		B2-3	G4-3	F7		K	5	1	1	0	0	0	2									
22 Willie Harris, L OBP: 0.510, SLG: 0.579 Leonard Davis, L	G3		G3						SF8	3	1	1	1	2	0	1									
15 Cristian Guzman, S OBP: 0.326, SLG: 0.558 10 Eric Bruntlett, R OBP: 0.261, SLG: 0.357	G3		2B						P4	4	1	3	2	0	0	0									
16 Josh Willingham, R OBP: 0.391, SLG: 0.698 2 Roger Bernadina, L OBP: 0.353, SLG: 0.267			K						K	4	1	2	1	0	1	1									
28 Michael Morse, R OBP: 0.328, SLG: 0.464 43 Miguel Batista, R									G4-3	4	0	2	0	0	0	1									
Marvin Lowrance, L OBP: 0.333, SLG: 0.650 50 Jesse English, L OBP: 0.362, SLG: 0.341										3	0	0	0	0	1	6									
12 Alberto Gonzalez, R OBP: 0.426, SLG: 0.512										1	0	0	0	0	0	0									
31 John Lannan, L OBP: 0.333, SLG: 0.200 55 Matt Capps, R OBP: 0.393, SLG: 0.391										2	0	0	0	0	1	5									
Inning Stats	R: 0 E: 0 K: 0 S: 3	H: 0 LOB: 0 BB: 0 P: 3	R: 0 E: 0 K: 1 S: 6	H: 2 LOB: 1 BB: 0 P: 7	R: 2 E: 0 K: 1 S: 8	H: 3 LOB: 1 BB: 0 P: 9	R: 0 E: 1 K: 1 S: 6	H: 0 LOB: 2 BB: 1 P: 10	R: 3 E: 0 K: 1 S: 10	H: 5 LOB: 3 BB: 1 P: 14	R: 1 E: 1 K: 0 S: 4	H: 1 LOB: 1 BB: 1 P: 9	R: 2 E: 1 K: 2 S: 10	H: 2 LOB: 2 BB: 1 P: 15	R: 0 E: 0 K: 1 S: 6	H: 1 LOB: 0 BB: 0 P: 6	R: 1 E: 0 K: 1 S: 6	H: 1 LOB: 0 BB: 0 P: 6	1B: 10 2B: 4 3B: 1 HR: 0	SF: 1 SAC: 1 DP: 0 HBP: 1	WP: 0 PB: 0 SB: 2 CS: 3	PA: 48			
PITCHER	IP	WLS	BF	H	R	ER	SO	BB	IBB	HBP	BLK	WP	HR	S	P	ERA	WHIP								
50 Adam Wainwright, R ERA: 6.14 36 Denny Reyes, L ERA: 0.93 77 Pete Parise, R ERA: 11.81 72 Fernando Salas, R ERA: 2.16 78 Oneil Perez, R ERA: 6.23	5.0	L	27	10	5	5	4	1	1	0	0	0	0	33	43	9.00	2.200								

Washington Nationals @ St. Louis Cardinals
Roger Dean Stadium, Jupiter, FL
Wed Mar 31 2010, 1:11 PM - 4:10 PM EDT
Att: 5,864 - Sunny - 72 F

AB	41
R	9
H	15
RBI	7
BB	4
SO	8
LOB	26



Batter	1	2	3	4	5	6	7	8	9	AB	R	H	RBI	BB	SO	LOB	BOTTOM								
55 Skip Schumaker, L OBP: 0.239, SLG: 0.239 3 Felipe Lopez, S OBP: 0.233, SLG: 0.298 74 Tyler Henley, L OBP: 0.429, SLG: 0.444 94 Amaury Cazana, R OBP: 0.600, SLG: 1.000	E6	L7			FC4		L4			3	1	0	0	0	0	1									
13 Brandon Ryan, R OBP: 0.350, SLG: 0.533 36 Denny Reyes, L ERA: 0.93 77 Pete Parise, R ERA: 11.81 87 Daniel Descalso, R OBP: 0.528, SLG: 0.766 80 Tony Cruz, R			F9		F8				F7	3	0	1	0	0	0	1									
5 Albert Pujols, R OBP: 0.370, SLG: 0.683 22 Joe Mather, R OBP: 0.324, SLG: 0.356	G4-6-3								F9	3	0	2	0	0	0	2									
7 Matt Holliday, R OBP: 0.472, SLG: 0.750 8 Allen Craig, R OBP: 0.391, SLG: 0.596										2	2	1	1	1	0	1									
34 Nick Stavinoha, R OBP: 0.362, SLG: 0.500										2	0	1	0	0	0	2									
28 Colby Rasmus, L OBP: 0.516, SLG: 0.694 72 Fernando Salas, R										2	0	0	0	2	1	2									
Bryan Anderson, L										1	0	0	0	0	0	1									
23 David Freese, R OBP: 0.373, SLG: 0.431 89 Donovan Solano, R OBP: 0.607, SLG: 0.600	G5-3									2	0	0	0	1	0	2									
Matt Paganzzi, R OBP: 0.360, SLG: 0.391 78 Oneil Perez, R										1	1	1	0	0	0	0									
50 Adam Wainwright, R OBP: 0.167, SLG: 0.333 Julio Lugo, R										1	0	0	0	0	0	0									
Inning Stats	R: 2 E: 2 K: 0 S: 5	H: 1 LOB: 2 BB: 2 P: 13	R: 0 E: 0 K: 0 S: 3	H: 0 LOB: 0 BB: 0 P: 3	R: 0 E: 0 K: 1 S: 5	H: 0 LOB: 0 BB: 0 P: 5	R: 0 E: 0 K: 0 S: 4	H: 1 LOB: 1 BB: 0 P: 4	R: 2 E: 1 K: 1 S: 8	H: 3 LOB: 3 BB: 2 P: 16	R: 1 E: 0 K: 0 S: 4	H: 1 LOB: 2 BB: 1 P: 9	R: 1 E: 0 K: 1 S: 7	H: 2 LOB: 1 BB: 0 P: 7	R: 0 E: 0 K: 0 S: 4	H: 1 LOB: 1 BB: 0 P: 4	R: 0 E: 0 K: 0 S: 4	H: 1 LOB: 1 BB: 0 P: 4	1B: 9 2B: 0 3B: 1 HR: 0	SF: 0 SAC: 0 DP: 2 HBP: 1	WP: 0 PB: 0 SB: 2 CS: 1	PA: 42			
PITCHER	IP	WLS	BF	H	R	ER	SO	BB	IBB	HBP	BLK	WP	HR	S	P	ERA	WHIP								
31 John Lannan, L ERA: 2.91 55 Matt Capps, R ERA: 8.44 43 Miguel Batista, R ERA: 4.85 50 Jesse English, L ERA: 4.05 64 Luis Atiles, R ERA: 6.14	5.0	W	20	3	2	0	0	2	0	0	0	0	0	5	13	27.00	7.500								

Washington Nationals @ St. Louis Cardinals
Roger Dean Stadium, Jupiter, FL
Wed Mar 31 2010, 1:11 PM - 4:10 PM EDT
Att: 5,864 - Sunny - 72 F

AB	36
R	6
H	10
RBI	4
BB	5
SO	3
LOB	20



Batter	1	2	3	4	5	6	7	8	9	AB	R	H	RBI	BB	SO	LOB	TOP											
1 Niyer Morgan, L OBP: 0.271, SLG: 0.244 Justin Maxwell, R OBP: 0.233, SLG: 0.180	L6		G1-3			F8		K		3	0	0	0	0	0	0	Washington Nationals @ Boston Red Sox City of Palms Park, Ft. Myers, FL Fri Apr 02 2010, 1:21 PM - 4:03 PM EDT Att: 7,387 - Sunny - 77 F											
22 Willie Harris, L OBP: 0.509, SLG: 0.605			G4-3			F9				3	1	1	0	0	0	0												
7 Michael Martinez, S OBP: 0.667, SLG: 0.500	28 FC6-4 2 1B							HBP		0	0	0	0	0	0	0												
15 Cristian Guzman, S OBP: 0.306, SLG: 0.511			G3-1			G4-3		SF7		2	0	0	1	1	0	0												
50 Jesse English, L										0	0	0	0	0	0	0												
28 Michael Morse, R OBP: 0.317, SLG: 0.459	FC6-4 2 E 2 1B					F8		K		3	0	1	0	0	0	2												
9 Chris Marrero, R OBP: 0.167, SLG: 0.400	1-2 2-3									1	0	0	0	0	1	2												
2 Roger Bernadina, L OBP: 0.357, SLG: 0.300	E5 1-3 1B					P3		P4		4	0	1	1	0	0	1												
12 Alberto Gonzalez, R OBP: 0.369, SLG: 0.469	F8					G1-3		G5-3		4	0	1	0	0	0	3												
23 Wil Nieves, R OBP: 0.184, SLG: 0.213			G5-3					F9		3	0	0	0	0	1	1												
23 Jhonatan Solano, R OBP: 0.400, SLG: 0.600						K				1	0	0	0	0	0	1												
10 Eric Bruntlett, R OBP: 0.280, SLG: 0.356			G5-3			G6-3				2	0	0	0	1	0	0												
Adam Fox, R								7 HBP 15 SF7 BB		1	1	0	0	0	1	1												
29 Willy Taveras, R OBP: 0.385, SLG: 0.370			G4-3			L4				3	0	1	0	0	0	0												
	R: 1 E: 1 K: 0 S: 5	H: 2 LOB: 2 BB: 1 P: 9	R: 0 E: 0 K: 0 S: 3	H: 0 LOB: 0 BB: 0 P: 3	R: 0 E: 0 K: 0 S: 3	H: 0 LOB: 0 BB: 0 P: 3	R: 0 E: 0 K: 1 S: 5	H: 0 LOB: 0 BB: 0 P: 5	R: 0 E: 0 K: 0 S: 3	H: 1 LOB: 1 BB: 0 P: 4	R: 1 E: 0 K: 2 S: 8	H: 1 LOB: 2 BB: 1 P: 14	R: 0 E: 0 K: 1 S: 6	H: 1 LOB: 1 BB: 0 P: 6	1B: 3 2B: 2 3B: 0 HR: 0	SF: 1 SAC: 0 DP: 0 HBP: 1	WP: 0 PB: 0 SB: 0 CS: 0	PA: 35										
	PITCHER	IP	WLS	BF	H	R	ER	SO	BB	IBB	HBP	BLK	WP	HR	S	P	ERA	WHIP										
11 Clay Buchholz, R ERA: 6.75	(1, 1)	6.0	W	21	2	1	1	1	1	0	0	0	0	0	22	26	1.50	0.500										
37 Hideki Okajima, L ERA: 1.8	(7, 1)	0.2		3	1	0	0	0	0	0	0	0	0	0	3	3	0.00	1.500										
56 Ramon E Ramirez, R ERA: 9.71	(7, 1)	0.2		4	1	1	1	1	1	0	0	0	0	0	5	9	13.50	3.000										
51 Daniel Bard, R ERA: 5.0	(8, 1)	0.2		3	0	0	0	1	0	0	1	0	0	0	4	6	0.00	0.000										
58 Jonathan Papelbon, R ERA: 4.22	(9, 1)	1.0		4	1	0	0	1	0	0	0	0	0	0	6	6	0.00	1.000										


Batter	1	2	3	4	5	6	7	8	9	AB	R	H	RBI	BB	SO	LOB	BOTTOM											
2 Jacoby Ellsbury, L OBP: 0.280, SLG: 0.404	K					FC6-4 22 FC5-4		FC5-4		3	0	0	0	0	2	3	Washington Nationals @ Boston Red Sox City of Palms Park, Ft. Myers, FL Fri Apr 02 2010, 1:21 PM - 4:03 PM EDT Att: 7,387 - Sunny - 77 F											
81 Ronald Bernudez, R OBP: 0.333, SLG: 0.333						22 FC5-4 1B				2	1	1	0	0	0	1												
15 Dustin Pedroia, R OBP: 0.385, SLG: 0.500	F7		G1-3			FC5-4		P3		2	0	0	0	0	0	0												
22 Bill Hall, R OBP: 0.311, SLG: 0.308						1-2 2-3 3B 1B				3	1	1	1	0	0	2												
41 Victor Martinez, S OBP: 0.375, SLG: 0.585			P3			K				1	0	0	0	1	0	0												
33 Jason Varitek, S OBP: 0.333, SLG: 0.370										2	0	1	3	0	1	1												
20 Kevin Youkilis, R OBP: 0.421, SLG: 0.558						F8				3	0	1	0	0	1	1												
91 Jorge Jimenez, L OBP: 0.250, SLG: 0.214	K									1	0	0	0	0	0	1												
34 David Ortiz, L OBP: 0.292, SLG: 0.433						L4		F8		3	1	1	0	0	1	1												
Kevin Frandsen, R OBP: 0.269, SLG: 0.340			29 1B 23 1B 2B							1	0	0	0	0	0	0												
29 Adrian Beltré, R OBP: 0.347, SLG: 0.318						G6-3		F7		2	0	1	0	0	0	0												
Tug Hulett, L OBP: 0.345, SLG: 0.510										2	1	1	0	0	0	0												
7 J.D. Drew, L OBP: 0.229, SLG: 0.227										2	0	0	0	0	2	2												
54 Darnell McDonald, R OBP: 0.500, SLG: 0.667						K		K		2	1	1	0	0	1	0												
23 Mike Cameron, R OBP: 0.453, SLG: 0.585										2	0	1	1	0	0	0												
68 Josh Reddick, L OBP: 0.426, SLG: 0.702						F8				1	1	1	0	1	0	0												
10 Marco Scutaro, R OBP: 0.308, SLG: 0.345										2	0	1	0	0	0	2												
62 Angel Sanchez, R OBP: 0.295, SLG: 0.256										2	1	1	1	0	1	1												
	R: 0 E: 0 K: 2 S: 7	H: 0 LOB: 1 BB: 1 P: 11	R: 1 E: 0 K: 2 S: 10	H: 3 LOB: 2 BB: 0 P: 10	R: 0 E: 0 K: 1 S: 6	H: 1 LOB: 1 BB: 0 P: 6	R: 0 E: 0 K: 1 S: 5	H: 0 LOB: 0 BB: 0 P: 5	R: 0 E: 0 K: 1 S: 5	H: 0 LOB: 0 BB: 0 P: 5	R: 6 E: 0 K: 1 S: 9	H: 6 LOB: 1 BB: 1 P: 13	R: 0 E: 0 K: 1 S: 6	H: 1 LOB: 1 BB: 0 P: 6	1B: 10 2B: 2 3B: 0 HR: 0	SF: 0 SAC: 0 DP: 0 HBP: 0	WP: 2 PB: 0 SB: 0 CS: 0	PA: 38										
	PITCHER	IP	WLS	BF	H	R	ER	SO	BB	IBB	HBP	BLK	WP	HR	S	P	ERA	WHIP										
19 Scott Olsen, L ERA: 5.49	(1, 1)	5.0		21	5	1	1	7	1	0	0	0	0	0	34	38	1.80	1.200										
Mike MacDougal, R ERA: 17.05	(6, 1)	0.2	L	8	5	6	6	0	1	0	0	0	1	0	7	11	81.00	9.000										
38 Rafael Martin, R ERA:	(6, 1)	1.1		5	1	0	0	1	0	0	0	0	0	0	7	7	0.00	0.750										
50 Jesse English, L ERA: 3.52	(8, 1)	1.0		4	1	0	0	1	0	0	0	0	0	0	6	6	0.00	1.000										



Batter	1	2	3	4	5	6	7	8	9	AB	R	H	RBI	BB	SO	LOB	TOP						
2 Jacoby Ellsbury, L OBP: 0.284, SLG: 0.380 32 Jeremy Hermida, L OBP: 0.500, SLG: 0.650	F9		G3			G6-3			F8	3	0	0	0	0	0	0							
15 Dustin Pedroia, R OBP: 0.359, SLG: 0.517 Tug Hulett, L OBP: 0.351, SLG: 0.529	G4-3		G4-3			G4-3			F7	2	1	1	0	0	0	0							
41 Victor Martinez, S OBP: 0.356, SLG: 0.554 Dusty Brown, R OBP: 0.428, SLG: 0.370	G4-3		G6-3			G3-1			G5-3	3	0	0	0	0	0	2							
20 Kevin Youkilis, R OBP: 0.424, SLG: 0.611 25 Mike Lowell, R OBP: 0.391, SLG: 0.429 91 Jorge Jimenez, L OBP: 0.250, SLG: 0.214	HR		F9			F9			HR	2	1	1	2	0	0	0							
34 David Ortiz, L OBP: 0.344, SLG: 0.379 33 Jason Varitek, S OBP: 0.344, SLG: 0.379	G4-3		G4-3			G4-3			K	2	0	0	0	0	0	0							
29 Adrian Beltré, R OBP: 0.333, SLG: 0.304 22 Bill Hall, R OBP: 0.317, SLG: 0.352	K		G6-3			G6-3			K	2	0	0	0	0	1	0							
7 J.D. Drew, L OBP: 0.311, SLG: 0.311 Josh Reddick, L OBP: 0.413, SLG: 0.678	HR		G6-3			G3			F8	1	1	1	1	1	0	0							
23 Mike Cameron, R OBP: 0.436, SLG: 0.558 54 Darrell McDonald, R OBP: 0.444, SLG: 0.588	F8		K			K			E5	2	0	0	0	0	1	1							
10 Marco Scutaro, R OBP: 0.299, SLG: 0.333 Kevin Frandsen, R OBP: 0.259, SLG: 0.327	G3		G6-4-3			G6-4-3			F9	2	0	0	0	0	1	1							
Inning Stats	R: 2 E: 0 K: 0 S: 8	H: 2 LOB: 0 BB: 0 P: 17	R: 1 E: 0 K: 1 S: 11	H: 1 LOB: 0 BB: 0 P: 19	R: 0 E: 0 K: 0 S: 6	H: 0 LOB: 0 BB: 0 P: 11	R: 0 E: 0 K: 1 S: 9	H: 0 LOB: 1 BB: 1 P: 16	R: 0 E: 0 K: 2 S: 10	H: 1 LOB: 1 BB: 0 P: 17	R: 0 E: 1 K: 0 S: 7	H: 0 LOB: 1 BB: 0 P: 12	1B: 2 2B: 3 3B: 1 HR: 2	SF: 0 SAC: 0 DP: 1 HBP: 0	WP: 0 PB: 0 CS: 0	PA: 37							
PITCHER	IP WLS BF H R ER SO BB IBB HBP BLK WP HR S P ERA WHIP	IP WLS BF H R ER SO BB IBB HBP BLK WP HR S P ERA WHIP	IP WLS BF H R ER SO BB IBB HBP BLK WP HR S P ERA WHIP	IP WLS BF H R ER SO BB IBB HBP BLK WP HR S P ERA WHIP	IP WLS BF H R ER SO BB IBB HBP BLK WP HR S P ERA WHIP	IP WLS BF H R ER SO BB IBB HBP BLK WP HR S P ERA WHIP	IP WLS BF H R ER SO BB IBB HBP BLK WP HR S P ERA WHIP	IP WLS BF H R ER SO BB IBB HBP BLK WP HR S P ERA WHIP	IP WLS BF H R ER SO BB IBB HBP BLK WP HR S P ERA WHIP	IP WLS BF H R ER SO BB IBB HBP BLK WP HR S P ERA WHIP	IP WLS BF H R ER SO BB IBB HBP BLK WP HR S P ERA WHIP	IP WLS BF H R ER SO BB IBB HBP BLK WP HR S P ERA WHIP	IP WLS BF H R ER SO BB IBB HBP BLK WP HR S P ERA WHIP	IP WLS BF H R ER SO BB IBB HBP BLK WP HR S P ERA WHIP	IP WLS BF H R ER SO BB IBB HBP BLK WP HR S P ERA WHIP	IP WLS BF H R ER SO BB IBB HBP BLK WP HR S P ERA WHIP	IP WLS BF H R ER SO BB IBB HBP BLK WP HR S P ERA WHIP	IP WLS BF H R ER SO BB IBB HBP BLK WP HR S P ERA WHIP					
35 Craig Stammen, R ERA: 3.72 43 Miguel Batista, R ERA: 5.93 17 Sean Burnett, L ERA: 12.38 32 Brian Bruney, R ERA: 3.6 55 Matt Capps, R ERA: 7.71	5.0 L 18 3 3 3 2 1 0 0 0 0 0 2 40 73 5.40 0.800	0.2 4 1 2 2 0 1 0 0 0 0 0 8 15 27.00 3.000	0.1 3 2 1 1 0 0 0 0 0 0 0 8 15 27.00 6.000	1.0 4 1 0 0 1 0 0 0 0 0 0 10 14 0.00 1.000	1.0 4 1 0 0 2 0 0 0 0 0 0 11 17 0.00 1.000	0.2 3 0 0 0 0 0 0 0 0 0 0 0 0 0 0 0.00 0.000	0.1 1 0 0 0 0 0 0 0 0 0 0 0 0 0 0 0.00 0.000	0.2 3 0 0 0 0 0 0 0 0 0 0 0 0 0 0 0.00 0.000	0.1 1 0 0 0 0 0 0 0 0 0 0 0 0 0 0 0.00 0.000	0.1 1 0 0 0 0 0 0 0 0 0 0 0 0 0 0 0.00 0.000	0.1 1 0 0 0 0 0 0 0 0 0 0 0 0 0 0 0.00 0.000	0.1 1 0 0 0 0 0 0 0 0 0 0 0 0 0 0 0.00 0.000	0.1 1 0 0 0 0 0 0 0 0 0 0 0 0 0 0 0.00 0.000	0.1 1 0 0 0 0 0 0 0 0 0 0 0 0 0 0 0.00 0.000	0.1 1 0 0 0 0 0 0 0 0 0 0 0 0 0 0 0.00 0.000	0.1 1 0 0 0 0 0 0 0 0 0 0 0 0 0 0 0.00 0.000	0.1 1 0 0 0 0 0 0 0 0 0 0 0 0 0 0 0.00 0.000	0.1 1 0 0 0 0 0 0 0 0 0 0 0 0 0 0 0.00 0.000					
1 Nyer Morgan, L OBP: 0.265, SLG: 0.245	G4-3		K			K			G1-3	4	0	1	0	0	1	0							
15 Cristian Guzman, S OBP: 0.302, SLG: 0.490	G4-3		1B			F9			E5	4	0	1	0	0	0	2							
11 Ryan Zimmerman, R OBP: 0.397, SLG: 0.786 12 Alberto Gonzalez, R OBP: 0.407, SLG: 0.469	G5-3		1B			SF9			BB	2	0	1	1	0	0	0							
44 Adam Dunn, L OBP: 0.321, SLG: 0.250 29 Willy Taveras, R OBP: 0.377, SLG: 0.362	G6-4-3		F8			16 FC5			K	2	0	1	0	0	0	2							
16 Josh Willingham, R OBP: 0.385, SLG: 0.735 28 Michael Morse, R OBP: 0.328, SLG: 0.468	G6-4-3		L5			FC5			20 BB	3	0	0	0	0	0	5							
20 Adam Kennedy, L OBP: 0.333, SLG: 0.400	K		G6-4-3			7 G6-4-3			BB	2	0	1	0	2	1	0							
7 Ivan Rodriguez, R OBP: 0.333, SLG: 0.432 23 Wil Nieves, R OBP: 0.180, SLG: 0.208	F8		G6-4-3			G6-4-3			K	3	0	0	0	0	2	2							
22 Willie Harris, L OBP: 0.483, SLG: 0.565 42 Jason Bergmann, R OBP: 0.351, SLG: 0.294	G3		G3			G3			F8	3	0	0	0	0	0	0							
36 Tyler Clippard, R OBP: 0.351, SLG: 0.294 Roger Bernadina, L OBP: 0.351, SLG: 0.294	G3		G3			G3			F8	1	0	0	0	0	0	2							
6 Ian Desmond, R OBP: 0.408, SLG: 0.500	G6-3		15 F9			11 SF9			F9	3	1	0	0	1	0	2							
Inning Stats	R: 0 E: 0 K: 0 S: 7	H: 0 LOB: 0 BB: 0 P: 8	R: 0 E: 0 K: 1 S: 7	H: 1 LOB: 0 BB: 0 P: 11	R: 0 E: 0 K: 0 S: 9	H: 0 LOB: 0 BB: 0 P: 12	R: 0 E: 0 K: 1 S: 12	H: 2 LOB: 2 BB: 0 P: 14	R: 0 E: 0 K: 0 S: 5	H: 0 LOB: 0 BB: 1 P: 11	R: 0 E: 0 K: 0 S: 15	H: 1 LOB: 2 BB: 1 P: 26	R: 0 E: 0 K: 0 S: 7	H: 1 LOB: 0 BB: 0 P: 10	R: 0 E: 1 K: 1 S: 12	H: 0 LOB: 2 BB: 1 P: 21	R: 0 E: 0 K: 1 S: 10	H: 1 LOB: 2 BB: 1 P: 17	1B: 6 2B: 0 3B: 0 HR: 0	SF: 1 SAC: 0 DP: 3 HBP: 1	WP: 0 PB: 0 CS: 0	PA: 36	
PITCHER	IP WLS BF H R ER SO BB IBB HBP BLK WP HR S P ERA WHIP	IP WLS BF H R ER SO BB IBB HBP BLK WP HR S P ERA WHIP	IP WLS BF H R ER SO BB IBB HBP BLK WP HR S P ERA WHIP	IP WLS BF H R ER SO BB IBB HBP BLK WP HR S P ERA WHIP	IP WLS BF H R ER SO BB IBB HBP BLK WP HR S P ERA WHIP	IP WLS BF H R ER SO BB IBB HBP BLK WP HR S P ERA WHIP	IP WLS BF H R ER SO BB IBB HBP BLK WP HR S P ERA WHIP	IP WLS BF H R ER SO BB IBB HBP BLK WP HR S P ERA WHIP	IP WLS BF H R ER SO BB IBB HBP BLK WP HR S P ERA WHIP	IP WLS BF H R ER SO BB IBB HBP BLK WP HR S P ERA WHIP	IP WLS BF H R ER SO BB IBB HBP BLK WP HR S P ERA WHIP	IP WLS BF H R ER SO BB IBB HBP BLK WP HR S P ERA WHIP	IP WLS BF H R ER SO BB IBB HBP BLK WP HR S P ERA WHIP	IP WLS BF H R ER SO BB IBB HBP BLK WP HR S P ERA WHIP	IP WLS BF H R ER SO BB IBB HBP BLK WP HR S P ERA WHIP	IP WLS BF H R ER SO BB IBB HBP BLK WP HR S P ERA WHIP	IP WLS BF H R ER SO BB IBB HBP BLK WP HR S P ERA WHIP	IP WLS BF H R ER SO BB IBB HBP BLK WP HR S P ERA WHIP	IP WLS BF H R ER SO BB IBB HBP BLK WP HR S P ERA WHIP				
49 Tim Wakefield, R ERA: 3.0 18 Daisuke Matsuzaka, R ERA: 3.0 46 Joe Nelson, R ERA: 9.08	4.0 W 14 2 1 1 1 3 0 0 0 0 0 0 39 68 2.25 1.250	4.0 H 17 2 1 1 1 3 0 0 0 0 0 0 39 68 2.25 1.250	1.0 5 1 0 0 1 1 0 0 0 0 0 10 17 0.00 2.000	1.0 5 1 0 0 1 1 0 0 0 0 0 10 17 0.00 2.000	1.0 5 1 0 0 1 1 0 0 0 0 0 10 17 0.00 2.000	1.0 5 1 0 0 1 1 0 0 0 0 0 10 17 0.00 2.000	1.0 5 1 0 0 1 1 0 0 0 0 0 10 17 0.00 2.000	1.0 5 1 0 0 1 1 0 0 0 0 0 10 17 0.00 2.000	1.0 5 1 0 0 1 1 0 0 0 0 0 10 17 0.00 2.000	1.0 5 1 0 0 1 1 0 0 0 0 0 10 17 0.00 2.000	1.0 5 1 0 0 1 1 0 0 0 0 0 10 17 0.00 2.000	1.0 5 1 0 0 1 1 0 0 0 0 0 10 17 0.00 2.000	1.0 5 1 0 0 1 1 0 0 0 0 0 10 17 0.00 2.000	1.0 5 1 0 0 1 1 0 0 0 0 0 10 17 0.00 2.000	1.0 5 1 0 0 1 1 0 0 0 0 0 10 17 0.00 2.000	1.0 5 1 0 0 1 1 0 0 0 0 0 10 17 0.00 2.000	1.0 5 1 0 0 1 1 0 0 0 0 0 10 17 0.00 2.000	1.0 5 1 0 0 1 1 0 0 0 0 0 10 17 0.00 2.000	1.0 5 1 0 0 1 1 0 0 0 0 0 10 17 0.00 2.000	1.0 5 1 0 0 1 1 0 0 0 0 0 10 17 0.00 2.000			


Boston Red Sox @ Washington Nationals
Nationals Park, Washington, DC
Sat Apr 03 2010, 4:08 PM - 6:36 PM EDT
Att: 37,312 - Partly Cloudy - 74 F

AB 35
R 6
H 8
RBI 6
BB 2
SO 5
LOB 10



Boston Red Sox @ Washington Nationals
Nationals Park, Washington, DC
Sat Apr 03 2010, 4:08 PM - 6:36 PM EDT
Att: 37,312 - Partly Cloudy - 74 F

AB 30
R 1
H 6
RBI 1
BB 4
SO 4
LOB 19



WP: 0 PA: 36
PB: 0
CS: 0

Batter	1	2	3	4	5	6	7	8	9	AB	R	H	RBI	BB	SO	LOB	TOP			
1 Nyer Morgan, L OBP: 0.295, SLG: 0.400	F8		G1-3	G4-3			G3			4	0	0	0	0	0	2	Washington Nationals @ New York Mets Citi Field, Flushing, NY Fri Apr 09 2010, 7:12 PM - 10:19 PM EDT Att: 28,055 - Cloudy - 54 F			
22 Willie Harris, L OBP: 0.338, SLG: 0.545	G6-3			44 BB		B4-3	G3			3	0	0	0	1	0					
11 Ryan Zimmerman, R OBP: 0.294, SLG: 0.438	L9			K			F8		G6-3	4	0	0	0	0	1					
44 Adam Dunn, L OBP: 0.471, SLG: 0.182		7 1B				P5			K	2	1	0	0	2	1	0				
16 Josh Willingham, R OBP: 0.471, SLG: 0.462		K		F8						3	0	1	0	1	1	3				
20 Adam Kennedy, L OBP: 0.125, SLG: 0.200	L9			G3			F8		G6-3	4	0	0	0	0	0	3				
7 Ivan Rodriguez, R OBP: 0.462, SLG: 0.615							G5-3		G6-3	4	1	2	0	0	0	1				
6 Ian Desmond, R OBP: 0.385, SLG: 0.818							K		G5-3	3	0	1	2	1	1					
49 Garrett Mock, S ERA: 3.0							K		G6-3	2	0	0	0	0	1	3				
43 Miguel Batista, R ERA: 3.86										1	0	0	0	0	0	0				
28 Michael Morse, R OBP: 0.266, SLG: 0.320										0	0	0	0	0	0	0				
42 Jason Bergmann, R ERA: 18.0										0	0	0	0	0	0	0				
50 Jesse English, L ERA: 10.8										0	0	0	0	0	0	0				
39 Tyler Walker, R ERA: 8.1										0	0	0	0	0	0	0				
3 Willy Taveras, R ERA: 4.5										1	0	0	0	0	0	0				
Inning Stats	R: 0 E: 0 K: 0 S: 6	H: 0 LOB: 0 BB: 0 P: 7	R: 2 E: 0 K: 1 S: 14	H: 2 LOB: 1 BB: 1 P: 20	R: 0 E: 0 K: 1 S: 12	H: 0 LOB: 2 BB: 2 P: 23	R: 0 E: 0 K: 1 S: 13	H: 1 LOB: 1 BB: 1 P: 22	R: 0 E: 0 K: 0 S: 5	H: 0 LOB: 0 BB: 0 P: 10	R: 0 E: 0 K: 1 S: 7	H: 1 LOB: 1 BB: 0 P: 12	R: 0 E: 0 K: 1 S: 9	H: 0 LOB: 1 BB: 1 P: 17	R: 0 E: 0 K: 0 S: 5	H: 0 LOB: 0 BB: 0 P: 7	1B: 2 2B: 1 3B: 1 HR: 0	SF: 0 SAC: 0 DP: 0 HBP: 0	WP: 0 PB: 0 SB: 0 CS: 0	PA: 36
PITCHER	IP WLS BF H R ER SO	IP WLS BF H R ER SO	IP WLS BF H R ER SO	IP WLS BF H R ER SO	IP WLS BF H R ER SO	IP WLS BF H R ER SO	IP WLS BF H R ER SO	IP WLS BF H R ER SO	IP WLS BF H R ER SO	IP WLS BF H R ER SO	IP WLS BF H R ER SO	IP WLS BF H R ER SO	IP WLS BF H R ER SO	IP WLS BF H R ER SO	IP WLS BF H R ER SO	IP WLS BF H R ER SO	BB IBB HBP BLK	WP HR S P	ERA WHIP	ERA WHIP

Washington Nationals @ New York Mets
Citi Field, Flushing, NY
Fri Apr 09 2010, 7:12 PM - 10:19 PM EDT
Att: 28,055 - Cloudy - 54 F

AB	31
R	2
H	4
RBI	2
BB	5
SO	6
LOB	14



Batter	1	2	3	4	5	6	7	8	9	AB	R	H	RBI	BB	SO	LOB	BOTTOM			
16 Angel Pagán, S OBP: 0.455, SLG: 0.400	L9	P4		13 BB		F7		13 1B		4	1	1	0	1	0	1	Washington Nationals @ New York Mets Citi Field, Flushing, NY Fri Apr 09 2010, 7:12 PM - 10:19 PM EDT Att: 28,055 - Cloudy - 54 F			
13 Alex Cora, L OBP: 0.333, SLG: 0.333	F9			35 BB		G4-6-3	G6-3	5 1B		4	0	1	1	1	0	2				
5 David Wright, R OBP: 0.444, SLG: 0.571	44 1B			K		G5-3		17 1B		4	1	2	1	1	1	1				
44 Jason Bay, R OBP: 0.444, SLG: 0.533				K		35 BB				4	0	1	0	1	3	4				
35 Mike Jacobs, L OBP: 0.167, SLG: 0.091						G4-3				2	0	0	0	1	0	3				
17 Fernando Tatis, R OBP: 0.333, SLG: 0.250	P3			12 FC6-4		G4-3		12 HR		2	1	1	1	0	1	2				
12 Jeff Francoeur, R OBP: 0.471, SLG: 1.000				FC6-4		F9				4	2	2	3	0	0	3				
21 Rod Barajas, R OBP: 0.294, SLG: 0.750										4	2	2	2	0	0	0				
11 Rubén Tejada, R OBP: 0.375, SLG: 0.167										3	1	1	0	1	0	0				
34 Mike Pelfrey, R ERA: 5.4										2	0	1	0	0	1	1				
19 Gary Matthews, S ERA: 12.46										1	0	0	0	0	0	0				
47 Hisanori Takahashi, L ERA: 18.0										0	0	0	0	0	0	0				
38 Fernando Nieve, R ERA: 10.8										0	0	0	0	0	0	0				
27 Frank Catalanotto, L ERA: 8.1										0	0	0	0	0	0	0				
32 Jenny Meija, R ERA: 4.5										0	0	0	0	0	0	0				
Inning Stats	R: 0 E: 0 K: 0 S: 14	H: 1 LOB: 2 BB: 1 P: 29	R: 1 E: 0 K: 0 S: 10	H: 2 LOB: 1 BB: 0 P: 14	R: 0 E: 0 K: 2 S: 11	H: 0 LOB: 2 BB: 2 P: 22	R: 1 E: 0 K: 1 S: 11	H: 1 LOB: 1 BB: 2 P: 23	R: 0 E: 0 K: 0 S: 7	H: 0 LOB: 0 BB: 1 P: 11	R: 1 E: 0 K: 0 S: 11	H: 1 LOB: 1 BB: 0 P: 16	R: 3 E: 0 K: 1 S: 14	H: 3 LOB: 0 BB: 0 P: 20	R: 2 E: 0 K: 2 S: 15	H: 4 LOB: 2 BB: 0 P: 22	1B: 7 2B: 1 3B: 0 HR: 4	SF: 0 SAC: 0 DP: 1 HBP: 0	WP: 0 PB: 0 SB: 0 CS: 0	PA: 41
PITCHER	IP WLS BF H R ER SO	IP WLS BF H R ER SO	IP WLS BF H R ER SO	IP WLS BF H R ER SO	IP WLS BF H R ER SO	IP WLS BF H R ER SO	IP WLS BF H R ER SO	IP WLS BF H R ER SO	IP WLS BF H R ER SO	IP WLS BF H R ER SO	IP WLS BF H R ER SO	IP WLS BF H R ER SO	IP WLS BF H R ER SO	IP WLS BF H R ER SO	IP WLS BF H R ER SO	IP WLS BF H R ER SO	BB IBB HBP BLK	WP HR S P	ERA WHIP	ERA WHIP

Washington Nationals @ New York Mets
Citi Field, Flushing, NY
Fri Apr 09 2010, 7:12 PM - 10:19 PM EDT
Att: 28,055 - Cloudy - 54 F

AB	35
R	8
H	12
RBI	8
BB	6
SO	6
LOB	18



Batter	1	2	3	4	5	6	7	8	9	AB	R	H	RBI	BB	SO	LOB	TOP								
1 Nyer Morgan, L (1,8) OBP: 0.190, SLG: 0.300	F7		B3		G6-3		FC4-6		G6-3	5	0	0	0	0	0	1	Washington Nationals @ New York Mets Citi Field, Flushing, NY Sat Apr 10 2010, 1:12 PM - 4:25 PM EDT Att: 33,044 - Partly Cloudy - 52 F								
15 Cristian Guzman, S (1,4) OBP: 0.273, SLG: 0.545	K		G4-3		G4-3		G6-4-3			4	0	0	0	0	1										
11 Ryan Zimmerman, R (1,5) OBP: 0.250, SLG: 0.368	F8		K							3	0	0	0	0	2										
22 Willie Harris, L (6,5) OBP: 0.286, SLG: 0.500										1	0	0	0	0	1										
44 Adam Dunn, L (1,3) OBP: 0.429, SLG: 0.143		K			BB		F9		E5	3	1	0	0	1	1										
20 Adam Kennedy, L (8, PR) OBP: 0.125, SLG: 0.200										0	0	0	0	0	0										
16 Josh Willingham, R (1,7) OBP: 0.476, SLG: 0.438		BB			P6		G5-3			3	1	1	0	1	0										
12 Alberto Gonzalez, R (8,5)										0	0	0	0	0	0										
6 Ian Desmond, R (1,6) OBP: 0.471, SLG: 0.769										2	1	1	0	2	1										
7 Ivan Rodriguez, R (1,2) OBP: 0.471, SLG: 0.533										2	1	0	0	2	0										
3 Willy Taveras, R (1,9) OBP: 0.333, SLG: 0.667										4	0	2	4	0	1										
31 John Lannan, L (1,1)										2	0	0	0	0	1										
36 Tyler Clippard, R (6,1) OBP: 1.000, SLG: 1.000										1	0	1	0	0	0										
28 Michael Morse, R (9, PH) OBP: 0.167, SLG: 0.167										1	0	0	0	0	0										
55 Matt Capps, R (9,1)										0	0	0	0	0	0										
Inning Stats	R: 0 E: 0 K: 1 S: 8	H: 0 LOB: 0 BB: 0 P: 12	R: 2 E: 0 K: 3 S: 15	H: 2 LOB: 1 BB: 1 P: 24	R: 0 E: 0 K: 1 S: 6	H: 0 LOB: 0 BB: 0 P: 12	R: 2 E: 0 K: 0 S: 12	H: 2 LOB: 1 BB: 2 P: 24	R: 0 E: 0 K: 1 S: 9	H: 0 LOB: 0 BB: 0 P: 12	R: 0 E: 0 K: 1 S: 15	H: 0 LOB: 2 BB: 0 P: 26	R: 0 E: 0 K: 0 S: 9	H: 1 LOB: 0 BB: 0 P: 12	R: 0 E: 1 K: 1 S: 10	H: 0 LOB: 2 BB: 2 P: 20	R: 0 E: 0 K: 0 S: 4	H: 0 LOB: 0 BB: 0 P: 9	1B: 4 2B: 1 3B: 1 HR: 0	SF: 0 SAC: 0 DP: 3 HBP: 0	WP: 2 PB: 0 CS: 0	PA: 37			
PITCHER	IP WLS BF H R ER SO BB IBB HBP BLK WP HR S P ERA WHIP	5.2 L 25 4 4 4 6 4 0 0 0 0 0 59 101 6.35 1.412	1.1 4 1 0 0 1 0 0 0 0 1 0 15 21 0.00 0.750	1.0 5 0 0 0 1 1 1 0 0 1 0 10 20 0.00 1.000	1.0 3 0 0 0 0 0 0 0 0 0 0 4 9 0.00 0.000																				

Batter	1	2	3	4	5	6	7	8	9	AB	R	H	RBI	BB	SO	LOB	BOTTOM							
7 José Reyes, S (1,6) OBP: 0.400, SLG: 0.250	G3	P6								4	0	1	0	0	1	2	Washington Nationals @ New York Mets Citi Field, Flushing, NY Sat Apr 10 2010, 1:12 PM - 4:25 PM EDT Att: 33,044 - Partly Cloudy - 52 F							
13 Alex Cora, L (1,4) OBP: 0.316, SLG: 0.313	G1-3									4	0	1	0	0	0	2								
5 David Wright, R (1,5) OBP: 0.476, SLG: 0.529	G5-3									3	0	1	0	2	1									
44 Jason Bay, R (1,7) OBP: 0.391, SLG: 0.421										4	2	0	0	1	2	5								
12 Jeff Francoeur, R (1,9) OBP: 0.500, SLG: 0.944										4	1	2	0	1	1	3								
19 Gary Matthews, S (1,8) OBP: 0.429, SLG: 0.300										2	0	0	0	1	1	4								
18 Ryota Igarashi, R (6,1)										0	0	0	0	0	0									
25 Pedro Feliciano, L (8,1)										1	0	1	0	0	0									
1 Luis Castillo, S (8, PH) OBP: 0.286, SLG: 0.182										1	0	1	0	0	0									
21 Rod Barajas, R (9,2) OBP: 0.278, SLG: 0.706										1	0	0	0	0	3									
17 Fernando Tatis, R (1,3) OBP: 0.333, SLG: 0.273										3	0	1	1	0	0	3								
4 Henry Blanco, R (1,2)										2	0	0	1	0	1	2								
27 Frank Catalanotto, L (8, PH) OBP: 0.167, SLG: 0.167										1	0	0	0	0	1	1								
32 Jenny Mejia, R (9,1)										0	0	0	0	0	0									
46 Oliver Pérez, L (1,1) OBP: 0.500, SLG: 0.500										2	0	1	1	0	0									
16 Ángel Pagán, S (6,8) OBP: 0.385, SLG: 0.333										2	0	0	0	0	2	1								
Inning Stats	R: 0 E: 0 K: 0 S: 10	H: 0 LOB: 0 BB: 0 P: 12	R: 2 E: 0 K: 0 S: 9	H: 2 LOB: 2 BB: 2 P: 17	R: 0 E: 1 K: 0 S: 14	H: 1 LOB: 2 BB: 1 P: 25	R: 0 E: 1 K: 0 S: 12	H: 0 LOB: 2 BB: 0 P: 19	R: 1 E: 0 K: 2 S: 17	H: 3 LOB: 2 BB: 0 P: 26	R: 0 E: 0 K: 2 S: 7	H: 0 LOB: 0 BB: 0 P: 9	R: 0 E: 0 K: 3 S: 10	H: 0 LOB: 0 BB: 0 P: 12	R: 0 E: 0 K: 2 S: 12	H: 1 LOB: 1 BB: 0 P: 19	R: 0 E: 0 K: 1 S: 11	H: 1 LOB: 3 BB: 2 P: 21	1B: 7 2B: 1 3B: 0 HR: 0	SF: 1 SAC: 2 DP: 1 HBP: 1	WP: 0 PB: 0 CS: 0	PA: 42		
PITCHER	IP WLS BF H R ER SO BB IBB HBP BLK WP HR S P ERA WHIP	5.0 W 26 6 3 3 3 3 0 0 0 0 0 29 99 5.40 1.800	3.0 H 10 1 0 0 7 0 0 0 0 0 0 0 29 40 0.00 0.333	1.0 S 6 1 0 0 1 2 0 0 0 0 0 0 11 21 0.00 3.000																				



Batter	1	2	3	4	5	6	7	8	9	AB	R	H	RBI	BB	SO	LOB	TOP			
1 Nyer Morgan, L (1.8) OBP: 0.226, SLG: 0.345	F7		B1-3	G2-3			G4-3		G4-3	5	0	0	0	0	0	2	Washington Nationals @ Philadelphia Phillies Citizens Bank Park, Philadelphia, PA Mon Apr 12 20:10, 6:09 PM - 5:57 PM EDT Att: 44,791 - Sunny - 67 F			
3 Willy Taveras, R (1.9) OBP: 0.200, SLG: 0.286	G6-3		K		G6-3		K		K	4	0	0	0	0	2	0				
15 Cristian Guzman, S (1.4) OBP: 0.300, SLG: 0.500	2B			44 HBP 7 1B	F8		K		K	4	1	2	0	0	1	0				
44 Adam Dunn, L (1.3) OBP: 0.448, SLG: 0.111	K			20 BB 21 2B HBP	G4-3			16 FC6-4 BB		2	1	0	0	1	1	1				
16 Josh Willingham, R (1.7) OBP: 0.483, SLG: 0.739	HR				K		K	6 G1-3 FC6-4		4	1	1	1	0	2	3				
6 Ian Desmond, R (1.6) OBP: 0.320, SLG: 0.476	G5-3				K		P2	G1-3		4	0	0	0	0	1	3				
7 Ivan Rodriguez, R (1.2) OBP: 0.476, SLG: 0.579	L4				20 BB 21 2B		20 E 2B	G5-3		4	1	2	1	0	0	1				
20 Adam Kennedy, L (1.5) OBP: 0.167, SLG: 0.182	K				21 2B BB		E6	K		3	0	0	0	1	2	1				
21 Jason Marquis, L (1.1) OBP: 0.250, SLG: 0.250					G3		G3			2	0	1	2	0	0	0				
50 Jesse English, L (5.1) OBP: 0.333, SLG: 0.333										1	0	0	0	0	0	0				
12 Alberto Gonzalez, R (6.9) OBP: 0.333, SLG: 0.333										0	0	0	0	0	0	0				
39 Tyler Walker, R (6.1) OBP: 0.333, SLG: 0.333										0	0	0	0	0	0	0				
17 Sean Burnett, L (7.1) OBP: 0.333, SLG: 0.333										0	0	0	0	0	0	0				
43 Miguel Batista, R (8.1) OBP: 0.333, SLG: 0.333										0	0	0	0	0	0	0				
22 Willie Harris, S (9.9) OBP: 0.333, SLG: 0.333										1	0	0	0	0	0	0				
Inning Stats	R: 0 H: 1 E: 0 K: 1 S: 10	H: 1 LOB: 1 BB: 0 P: 15	R: 1 H: 1 E: 0 K: 1 S: 12	H: 1 LOB: 0 BB: 0 P: 17	R: 0 H: 0 E: 0 K: 1 S: 9	H: 0 LOB: 0 BB: 0 P: 13	R: 3 H: 3 E: 0 K: 2 S: 19	H: 3 LOB: 2 BB: 1 P: 31	R: 0 H: 0 E: 0 K: 0 S: 9	H: 0 LOB: 0 BB: 0 P: 15	R: 0 H: 1 E: 1 K: 1 S: 14	H: 1 LOB: 2 BB: 0 P: 22	R: 0 H: 0 E: 0 K: 2 S: 9	H: 0 LOB: 1 BB: 1 P: 14	R: 0 H: 0 E: 0 K: 1 S: 7	H: 0 LOB: 0 BB: 0 P: 10	1B: 2 2B: 3 HR: 1	SF: 0 SAC: 0 DP: 0 HBP: 1	WP: 0 PB: 0 SB: 0 CS: 0	PA: 37
PITCHER	IP WLS BF H R ER SO BB IBB HBP BLK WP HR S P ERA WHIP																			
35 Cole Hamels, L (1.1) ERA: 5.06	5.2 W 26 6 4 4 6 1 0 1 0 0 0 1 70 109 6.35 1.235																			
37 Chad Durbin, R (6.1) ERA: 1.00	0.1 H 1 0 0 0 0 0 0 0 0 0 0 0 3 4 0.00 0.000																			
52 Jose Contreras, R (7.1) ERA: 1.00	1.0 H 3 0 0 0 2 0 0 0 0 0 0 0 9 14 0.00 0.000																			
55 Danys Baez, R (8.1) ERA: 2.45	1.0 H 4 0 0 0 0 1 0 0 0 0 0 0 8 16 0.00 1.000																			
46 Ryan Madson, R (9.1) ERA: 2.7	1.0 S 3 0 0 0 1 0 0 0 0 0 0 0 7 10 0.00 0.000																			
Batter	1	2	3	4	5	6	7	8	9	AB	R	H	RBI	BB	SO	LOB	BOTTOM			
11 Jimmy Rollins, S (1.6) OBP: 0.516, SLG: 0.739	G5-3			G4-3	27 1B 2B		F9			0	0	0	0	0	0	0	Washington Nationals @ Philadelphia Phillies Citizens Bank Park, Philadelphia, PA Mon Apr 12 20:10, 6:09 PM - 5:57 PM EDT Att: 44,791 - Sunny - 67 F			
7 Juan Castro, R (1.6) OBP: 0.250, SLG: 0.500					26 BB 6 1B		G1-3			4	2	2	2	0	0	0				
27 Placido Polanco, R (1.5) OBP: 0.500, SLG: 0.677	L7				26 HR 1B					4	2	2	2	0	0	0				
26 Chase Utley, L (1.4) OBP: 0.500, SLG: 0.654	G4-3				6 1B 28 FC5-4		L8			3	2	1	2	1	0	0				
6 Ryan Howard, L (1.3) OBP: 0.412, SLG: 0.844	L7				28 FC5-4 1B		G3			4	0	2	1	0	0	0				
28 Jayson Werth, R (1.9) OBP: 0.406, SLG: 0.500	G5-3				28 FC5-4 1B					3	0	1	1	0	0	1				
10 Ben Francisco, R (6.9) OBP: 0.333, SLG: 0.333					1-2 3H		1B			1	0	0	0	0	1	1				
29 Raul Ibanez, L (1.7) OBP: 0.333, SLG: 0.333	G4-3				L7		K			3	0	0	0	1	1	2				
8 Shane Victorino, S (1.8) OBP: 0.212, SLG: 0.258					L3		K			4	0	0	0	0	1	2				
Carlos Ruiz, R (1.2) OBP: 0.455, SLG: 0.294					35 G3-6 BB		P5			3	1	1	0	1	0	2				
35 Cole Hamels, L (1.1) OBP: 0.250, SLG: 0.250										2	1	0	0	0	0	2				
37 Chad Durbin, R (6.1) ERA: 1.00										0	0	0	0	0	0	0				
3 Ross Gload, L (6.9) OBP: 0.333, SLG: 0.333										1	0	0	0	0	0	0				
52 Jose Contreras, R (7.1) ERA: 1.00										0	0	0	0	0	0	0				
55 Danys Baez, R (8.1) ERA: 2.45										0	0	0	0	0	0	0				
46 Ryan Madson, L (9.1) ERA: 10.13										0	0	0	0	0	0	0				
Inning Stats	R: 0 H: 0 E: 0 K: 0 S: 7	H: 0 LOB: 0 BB: 0 P: 14	R: 0 H: 0 E: 0 K: 0 S: 7	H: 0 LOB: 0 BB: 0 P: 13	R: 0 H: 0 E: 0 K: 0 S: 8	H: 0 LOB: 1 BB: 1 P: 14	R: 2 H: 2 E: 0 K: 0 S: 12	H: 2 LOB: 1 BB: 1 P: 22	R: 5 H: 5 E: 1 K: 2 S: 21	H: 5 LOB: 1 BB: 0 P: 29	R: 0 H: 0 E: 0 K: 0 S: 4	H: 0 LOB: 0 BB: 0 P: 6	R: 0 H: 0 E: 0 K: 0 S: 6	H: 0 LOB: 0 BB: 0 P: 8	R: 0 H: 1 E: 0 K: 1 S: 9	H: 1 LOB: 2 BB: 1 P: 18	1B: 5 2B: 2 HR: 1	SF: 0 SAC: 0 DP: 1 HBP: 0	WP: 0 PB: 0 SB: 0 CS: 0	PA: 35
PITCHER	IP WLS BF H R ER SO BB IBB HBP BLK WP HR S P ERA WHIP																			
21 Jason Marquis, R (1.1) ERA: 12.96	4.1 L 21 6 7 6 1 0 0 0 0 0 0 0 9 12 0.00 1.500																			
50 Jesse English, L (5.1) ERA: 7.71	0.2 3 1 0 0 1 0 0 0 0 0 0 0 9 12 0.00 1.500																			
39 Tyler Walker, R (6.1) ERA: 5.4	1.2 5 0 0 0 0 0 0 0 0 0 0 0 8 11 0.00 0.000																			
17 Sean Burnett, L (7.1) ERA: 5.4	0.1 2 1 0 0 0 0 0 0 0 0 0 0 4 6 0.00 3.000																			
43 Miguel Batista, R (8.1) ERA: 10.13	1.0 4 0 0 0 1 0 0 0 0 0 0 0 7 15 0.00 0.000																			

Batter	1	2	3	4	5	6	7	8	9	AB	R	H	RBI	BB	SO	LOB	TOP			
23 Rickie Weeks Jr. R (1.4) OBP: 0.442, SLG: 0.488										4	0	0	0	0	1	2				
30 Craig Counsell L (1.6) OBP: 0.143, SLG: 0.154										4	0	0	0	0	0	2				
8 Ryan Braun R (1.7) OBP: 0.429, SLG: 0.636										4	0	1	0	0	0	1				
28 Prince Fielder L (1.3) OBP: 0.367, SLG: 0.333										4	0	0	0	0	1	1				
14 Casey McGehee R (1.5) OBP: 0.426, SLG: 0.756										4	0	1	0	0	1	0				
15 Jim Edmonds L (1.8) OBP: 0.371, SLG: 0.367										4	0	1	0	0	0	1				
1 Corey Hart R (1.9) OBP: 0.323, SLG: 0.393										2	0	0	0	1	0	1				
16 George Kottaras L (1.2) OBP: 0.273, SLG: 0.125										2	0	0	0	1	0	0				
43 Randy Wolf L (1.1) OBP: 0.286, SLG: 0.286										2	0	1	0	0	0	3				
60 Todd Coffey R (6.1)										0	0	0	0	0	0	0				
38 Chris Narveson L (7.1)										0	0	0	0	0	0	0				
22 Jody Gerut L (8. PH)										1	0	0	0	0	0	0				
26 Manny Parra L (8.1)										0	0	0	0	0	0	0				
Inning Stats	R: 0 E: 0 K: 1 S: 9	H: 1 LOB: 1 BB: 0 P: 14	R: 0 E: 0 K: 1 S: 10	H: 1 LOB: 2 BB: 2 P: 23	R: 0 E: 0 K: 0 S: 4	H: 0 LOB: 0 BB: 0 P: 8	R: 0 E: 0 K: 0 S: 7	H: 1 LOB: 1 BB: 0 P: 8	R: 0 E: 0 K: 1 S: 10	H: 0 LOB: 0 BB: 0 P: 12	R: 0 E: 0 K: 0 S: 5	H: 0 LOB: 0 BB: 0 P: 9	R: 0 E: 1 K: 0 S: 10	H: 0 LOB: 1 BB: 0 P: 17	R: 0 E: 0 K: 0 S: 4	H: 0 LOB: 0 BB: 0 P: 5	1B: 2 2B: 2 3B: 0 HR: 0	SF: 0 SAC: 0 DP: 1 HBP: 0	WP: 0 PB: 0 CS: 0	PA: 33
PITCHER 61 Livan Hernandez R (1.1) ERA:	IP: 9.0 WLS: W BF: 33 H: 4 R: 0 ER: 0 SO: 3	BB: 2 IBB: 0 HBP: 0 BLK: 0	WP: 0 HR: 0 S: 66 P: 112 ERA: 0.00 WHIP: 0.667											PITCHER	IP: 9.0 WLS: W BF: 33 H: 4 R: 0 ER: 0 SO: 3	BB: 2 IBB: 0 HBP: 0 BLK: 0	WP: 0 HR: 0 S: 66 P: 112 ERA: 0.00 WHIP: 0.667			

Milwaukee Brewers @ Washington Nationals
Nationals Park, Washington, DC
Sat Apr 17 2010, 1:08 PM - 3:33 PM EDT
Att: 18,673 - Sunny - 61 F

AB 31
R 0
H 4
RBI 0
BB 2
SO 3
LOB 11



Batter	1	2	3	4	5	6	7	8	9	AB	R	H	RBI	BB	SO	LOB	BOTTOM			
1 Nyjer Morgan L (1.8) OBP: 0.360, SLG: 0.390										4	0	0	0	1	1	0				
15 Cristian Guzman S (1.4) OBP: 0.316, SLG: 0.405										4	2	2	0	0	1	1				
11 Ryan Zimmerman R (1.5) OBP: 0.346, SLG: 0.625										3	0	2	2	1	1	0				
44 Adam Dunn L (1.3) OBP: 0.386, SLG: 0.281										4	0	0	0	0	0	3				
20 Adam Kennedy L (8.3)										0	0	0	0	0	0	0				
16 Josh Willingham R (1.7) OBP: 0.532, SLG: 0.765										2	2	1	0	2	0	0				
22 Willie Harris L (8.7)										0	0	0	0	0	0	0				
6 Ian Desmond R (1.6) OBP: 0.333, SLG: 0.438										3	1	2	0	0	0	0				
7 Ivan Rodriguez R (1.2) OBP: 0.471, SLG: 0.581										4	2	2	3	0	0	3				
30 Justin Maxwell R (1.9) OBP: 0.375, SLG: 0.800										3	1	1	3	0	1	0				
61 Livan Hernandez R (1.1) OBP: 0.167, SLG: 0.167										4	0	0	0	0	0	0				
Inning Stats	R: 0 E: 0 K: 0 S: 8	H: 0 LOB: 1 BB: 1 P: 17	R: 3 E: 0 K: 1 S: 17	H: 2 LOB: 1 BB: 2 P: 33	R: 0 E: 0 K: 1 S: 8	H: 0 LOB: 0 BB: 0 P: 14	R: 0 E: 0 K: 1 S: 10	H: 0 LOB: 0 BB: 0 P: 11	R: 1 E: 0 K: 1 S: 17	H: 2 LOB: 1 BB: 0 P: 25	R: 3 E: 1 K: 0 S: 11	H: 3 LOB: 2 BB: 1 P: 19	R: 1 E: 1 K: 0 S: 10	H: 3 LOB: 2 BB: 1 P: 19	R: 0 E: 0 K: 0 S: 6	H: 0 LOB: 0 BB: 0 P: 8	1B: 5 2B: 4 3B: 0 HR: 1	SF: 1 SAC: 1 DP: 1 HBP: 0	WP: 0 PB: 0 CS: 0	PA: 37
PITCHER 43 Randy Wolf L (1.1) ERA: 4.91	IP: 5.0 WLS: L BF: 22 H: 4 R: 4 ER: 4 SO: 4	BB: 3 IBB: 0 HBP: 0 BLK: 0	WP: 0 HR: 1 S: 60 P: 100 ERA: 18.00 WHIP: 3.000											PITCHER	IP: 5.0 WLS: L BF: 22 H: 4 R: 4 ER: 4 SO: 4	BB: 3 IBB: 0 HBP: 0 BLK: 0	WP: 0 HR: 1 S: 60 P: 100 ERA: 18.00 WHIP: 3.000			
60 Todd Coffey R (6.1) ERA: 3.0	IP: 1.0 WLS: 0 BF: 6 H: 3 R: 3 ER: 2 SO: 0	BB: 0 IBB: 0 HBP: 0 BLK: 0	WP: 0 HR: 0 S: 11 P: 19 ERA: 9.00 WHIP: 4.000											PITCHER	IP: 1.0 WLS: 0 BF: 6 H: 3 R: 3 ER: 2 SO: 0	BB: 0 IBB: 0 HBP: 0 BLK: 0	WP: 0 HR: 0 S: 11 P: 19 ERA: 9.00 WHIP: 4.000			
38 Chris Narveson L (7.1) ERA: 5.14	IP: 1.0 WLS: 0 BF: 6 H: 3 R: 1 ER: 1 SO: 0	BB: 1 IBB: 0 HBP: 0 BLK: 0	WP: 0 HR: 0 S: 10 P: 8 ERA: 0.00 WHIP: 0.000											PITCHER	IP: 1.0 WLS: 0 BF: 6 H: 3 R: 1 ER: 1 SO: 0	BB: 1 IBB: 0 HBP: 0 BLK: 0	WP: 0 HR: 0 S: 10 P: 8 ERA: 0.00 WHIP: 0.000			
26 Manny Parra L (8.1) ERA:	IP: 1.0 WLS: 0 BF: 3 H: 0 R: 0 ER: 0 SO: 0	BB: 0 IBB: 0 HBP: 0 BLK: 0	WP: 0 HR: 0 S: 6 P: 8 ERA: 0.00 WHIP: 0.000											PITCHER	IP: 1.0 WLS: 0 BF: 3 H: 0 R: 0 ER: 0 SO: 0	BB: 0 IBB: 0 HBP: 0 BLK: 0	WP: 0 HR: 0 S: 6 P: 8 ERA: 0.00 WHIP: 0.000			

Milwaukee Brewers @ Washington Nationals
Nationals Park, Washington, DC
Sat Apr 17 2010, 1:08 PM - 3:33 PM EDT
Att: 18,673 - Sunny - 61 F

AB 31
R 8
H 10
RBI 8
BB 4
SO 4
LOB 7



Batter	1	2	3	4	5	6	7	8	9	AB	R	H	RBI	BB	SO	LOB	TOP					
23 Rickie Weeks Jr. R OBP: 0.466, SLG: 0.511																						
30 Craig Counsell, L OBP: 0.293, SLG: 0.412																						
8 Ryan Braun, R OBP: 0.407, SLG: 0.592																						
28 Prince Fielder, L OBP: 0.370, SLG: 0.311																						
14 Casey McGehee, R OBP: 0.462, SLG: 0.778																						
15 Jim Edmonds, L OBP: 0.400, SLG: 0.394																						
9 Gregg Zaun, S OBP: 0.184, SLG: 0.171																						
27 Carlos Gómez, R OBP: 0.242, SLG: 0.424																						
25 Doug Davis, R																						
46 Claudio Vargas, R																						
26 Manny Parra, L																						
12 Carlos Villanueva, R																						
Inning Stats	R: 10 H: 6 E: 0 K: 1 S: 23	H: 6 LOB: 1 BB: 3 P: 51	R: 0 H: 0 E: 0 K: 1 S: 11	H: 0 LOB: 0 BB: 0 P: 15	R: 0 H: 0 E: 0 K: 1 S: 7	H: 0 LOB: 1 BB: 0 P: 9	R: 0 H: 0 E: 0 K: 0 S: 8	H: 1 LOB: 2 BB: 1 P: 15	R: 0 H: 0 E: 0 K: 1 S: 10	H: 1 LOB: 1 BB: 0 P: 16	R: 0 H: 1 E: 0 K: 2 S: 13	H: 1 LOB: 1 BB: 0 P: 15	R: 1 H: 2 E: 0 K: 0 S: 17	H: 2 LOB: 1 BB: 0 P: 20	R: 0 H: 0 E: 0 K: 2 S: 12	H: 0 LOB: 0 BB: 0 P: 20	1B: 7 2B: 3 3B: 0 HR: 1	SF: 1 SAC: 0 DP: 0 HBP: 3	WP: 1 PB: 0 CS: 0	PA: 46		
PITCHER	IP WLS BF H R ER SO BB IBB HBP BLK WP HR S P ERA WHIP	IP WLS BF H R ER SO BB IBB HBP BLK WP HR S P ERA WHIP	IP WLS BF H R ER SO BB IBB HBP BLK WP HR S P ERA WHIP	IP WLS BF H R ER SO BB IBB HBP BLK WP HR S P ERA WHIP	IP WLS BF H R ER SO BB IBB HBP BLK WP HR S P ERA WHIP	IP WLS BF H R ER SO BB IBB HBP BLK WP HR S P ERA WHIP	IP WLS BF H R ER SO BB IBB HBP BLK WP HR S P ERA WHIP	IP WLS BF H R ER SO BB IBB HBP BLK WP HR S P ERA WHIP	IP WLS BF H R ER SO BB IBB HBP BLK WP HR S P ERA WHIP	IP WLS BF H R ER SO BB IBB HBP BLK WP HR S P ERA WHIP	IP WLS BF H R ER SO BB IBB HBP BLK WP HR S P ERA WHIP	IP WLS BF H R ER SO BB IBB HBP BLK WP HR S P ERA WHIP	IP WLS BF H R ER SO BB IBB HBP BLK WP HR S P ERA WHIP	IP WLS BF H R ER SO BB IBB HBP BLK WP HR S P ERA WHIP	IP WLS BF H R ER SO BB IBB HBP BLK WP HR S P ERA WHIP	IP WLS BF H R ER SO BB IBB HBP BLK WP HR S P ERA WHIP	IP WLS BF H R ER SO BB IBB HBP BLK WP HR S P ERA WHIP	IP WLS BF H R ER SO BB IBB HBP BLK WP HR S P ERA WHIP	IP WLS BF H R ER SO BB IBB HBP BLK WP HR S P ERA WHIP	IP WLS BF H R ER SO BB IBB HBP BLK WP HR S P ERA WHIP	IP WLS BF H R ER SO BB IBB HBP BLK WP HR S P ERA WHIP	
21 Jason Marquis, R ERA: 20.52	0.0	7	4	7	7	0	1	0	2	0	0	0	0	13	28	∞	∞					
43 Miguel Batista, R ERA: 7.15	5.0	23	3	3	3	4	4	0	1	0	0	1	42	78	5.40	1.400						
39 Tyler Walker, R ERA: 3.86	2.0	8	2	0	0	3	0	0	0	0	0	0	23	31	0.00	1.000						
50 Jesse English, L ERA: 4.5	1.0	5	2	1	1	0	0	0	0	0	1	0	17	25	9.00	2.000						
32 Brian Bruney, R ERA: 8.44	1.0	3	0	0	0	2	0	0	0	0	0	0	12	20	0.00	0.000						
Batter	1	2	3	4	5	6	7	8	9	AB	R	H	RBI	BB	SO	LOB	BOTTOM					
3 Willy Taveras, R OBP: 0.238, SLG: 0.300																						
15 Cristian Guzman, S OBP: 0.326, SLG: 0.405																						
11 Ryan Zimmerman, R OBP: 0.355, SLG: 0.586																						
44 Adam Dunn, L OBP: 0.367, SLG: 0.270																						
16 Josh Willingham, R OBP: 0.500, SLG: 0.692																						
7 Ivan Rodriguez, R OBP: 0.487, SLG: 0.639																						
30 Justin Maxwell, R ERA: 11.23	4.2	25	11	5	5	5	1	0	0	0	0	0	0	65	107	9.64	2.571					
22 Willie Harris, L OBP: 0.297, SLG: 0.445	2.0	8	2	2	2	1	0	0	0	0	0	0	18	25	9.00	1.000						
50 Jesse English, L	0.1	2	2	0	0	0	0	0	0	0	0	0	2	2	0.00	6.000						
32 Brian Bruney, R	2.0	7	1	0	0	1	0	0	0	0	0	0	0	19	27	0.00	0.500					
20 Adam Kennedy, L OBP: 0.333, SLG: 0.375																						
21 Jason Marquis, L OBP: 0.200, SLG: 0.400																						
43 Miguel Batista, R																						
12 Alberto Gonzalez, R OBP: 0.389, SLG: 0.375																						
Inning Stats	R: 0 H: 1 E: 0 K: 2 S: 13	H: 1 LOB: 1 BB: 0 P: 19	R: 1 H: 2 E: 0 K: 1 S: 16	H: 2 LOB: 0 BB: 0 P: 24	R: 0 H: 2 E: 0 K: 0 S: 11	H: 2 LOB: 1 BB: 0 P: 18	R: 0 H: 0 E: 0 K: 2 S: 7	H: 0 LOB: 0 BB: 0 P: 11	R: 4 H: 6 E: 0 K: 0 S: 19	H: 6 LOB: 3 BB: 1 P: 38	R: 0 H: 0 E: 0 K: 0 S: 6	H: 0 LOB: 0 BB: 0 P: 7	R: 2 H: 4 E: 0 K: 1 S: 13	H: 4 LOB: 2 BB: 0 P: 17	R: 0 H: 0 E: 0 K: 1 S: 8	H: 0 LOB: 0 BB: 0 P: 10	R: 0 H: 1 E: 0 K: 0 S: 11	H: 1 LOB: 1 BB: 0 P: 17	1B: 12 2B: 4 3B: 0 HR: 0	SF: 0 SAC: 0 DP: 1 HBP: 0	WP: 0 PB: 0 CS: 0	PA: 42
PITCHER	IP WLS BF H R ER SO BB IBB HBP BLK WP HR S P ERA WHIP	IP WLS BF H R ER SO BB IBB HBP BLK WP HR S P ERA WHIP	IP WLS BF H R ER SO BB IBB HBP BLK WP HR S P ERA WHIP	IP WLS BF H R ER SO BB IBB HBP BLK WP HR S P ERA WHIP	IP WLS BF H R ER SO BB IBB HBP BLK WP HR S P ERA WHIP	IP WLS BF H R ER SO BB IBB HBP BLK WP HR S P ERA WHIP	IP WLS BF H R ER SO BB IBB HBP BLK WP HR S P ERA WHIP	IP WLS BF H R ER SO BB IBB HBP BLK WP HR S P ERA WHIP	IP WLS BF H R ER SO BB IBB HBP BLK WP HR S P ERA WHIP	IP WLS BF H R ER SO BB IBB HBP BLK WP HR S P ERA WHIP	IP WLS BF H R ER SO BB IBB HBP BLK WP HR S P ERA WHIP	IP WLS BF H R ER SO BB IBB HBP BLK WP HR S P ERA WHIP	IP WLS BF H R ER SO BB IBB HBP BLK WP HR S P ERA WHIP	IP WLS BF H R ER SO BB IBB HBP BLK WP HR S P ERA WHIP	IP WLS BF H R ER SO BB IBB HBP BLK WP HR S P ERA WHIP	IP WLS BF H R ER SO BB IBB HBP BLK WP HR S P ERA WHIP	IP WLS BF H R ER SO BB IBB HBP BLK WP HR S P ERA WHIP	IP WLS BF H R ER SO BB IBB HBP BLK WP HR S P ERA WHIP	IP WLS BF H R ER SO BB IBB HBP BLK WP HR S P ERA WHIP	IP WLS BF H R ER SO BB IBB HBP BLK WP HR S P ERA WHIP	IP WLS BF H R ER SO BB IBB HBP BLK WP HR S P ERA WHIP	

Milwaukee Brewers @ Washington Nationals
 Nationals Park, Washington, DC
 Sun Apr 18 2010, 1:40 PM - 5:07 PM EDT
 Att: 18,789 - Cloudy - 50 F

AB 37
 R 11
 H 11
 RBI 11
 BB 5
 SO 9
 LOB 12



Milwaukee Brewers @ Washington Nationals
 Nationals Park, Washington, DC
 Sun Apr 18 2010, 1:40 PM - 5:07 PM EDT
 Att: 18,789 - Cloudy - 50 F

AB 41
 R 7
 H 16
 RBI 7
 BB 1
 SO 7
 LOB 15



Batter	1	2	3	4	5	6	7	8	9	AB	R	H	RBI	BB	SO	LOB	TOP
5 Carlos González, L OBP: 0.393, SLG: 0.511										5	1	4	1	0	1	1	Colorado Rockies @ Washington Nationals Nationals Park, Washington, DC Wed Apr 21 2010, 7:06 PM - 10:08 PM EDT Att: 11,191 - Overcast - 56 F
24 Dexter Fowler, S OBP: 0.233, SLG: 0.291										5	1	1	0	0	1	4	
23 Jason Giambi, L OBP: 0.350, SLG: 0.077										4	0	1	1	0	3	1	
2 Troy Tulowitzki, R OBP: 0.333, SLG: 0.410										5	0	2	1	0	0	2	
11 Brad Hawpe, L OBP: 0.479, SLG: 0.750										4	1	2	1	1	0	1	
19 Ryan Spilborghs, R (9, PR) OBP: 0.419, SLG: 0.577										0	0	0	0	0	0	0	
6 Melvin Mora, R OBP: 0.304, SLG: 0.409										4	0	1	0	0	0	1	
9 Ian Stewart, L (9, PH) OBP: 0.410, SLG: 0.596										1	0	0	0	0	1	2	
20 Chris Iannetta, R OBP: 0.258, SLG: 0.370										3	0	0	0	1	0	0	
12 Clint Barmes, R OBP: 0.289, SLG: 0.415										4	1	1	0	0	1	3	
46 Jason Hammel, R OBP: 0.250, SLG: 0.250										2	0	1	0	0	1	0	
7 Seth Smith, L (8, PH)										0	0	0	0	1	0	0	
63 Rafael Betancourt, R (8, 1)										0	0	0	0	0	0	0	
97 Joe Beimel, L (8, 1)										0	0	0	0	0	0	0	
Inning Stats	R: 2 H: 4 E: 0 K: 0 S: 18	WLS: 3 BF: 1 BB: 34	H: 0 R: 1 ER: 0 K: 2 S: 13	R: 1 LOB: 1 BB: 0 P: 15	R: 1 LOB: 1 BB: 0 P: 15	R: 1 H: 3 E: 0 K: 0 S: 12	H: 0 LOB: 0 BB: 0 P: 12	R: 0 H: 2 E: 0 K: 0 S: 12	H: 1 LOB: 1 BB: 0 P: 13	R: 0 H: 0 E: 0 K: 2 S: 16	H: 0 LOB: 1 BB: 1 P: 24	R: 0 H: 1 E: 0 K: 3 S: 13	H: 1 LOB: 2 BB: 1 P: 22	1B: 11 2B: 1 3B: 0 HR: 1	SF: 1 SAC: 1 DP: 0 HBP: 0	WP: 0 PA: 42 PB: 0 SB: 1 CS: 0	
PITCHER	IP: 6.0 WLS: 2.0 ERA: 5.82	WLS: 1.0 S: 5 ERA: 1.08	H: 11 R: 4 ER: 4 K: 4 S: 2	R: 1 LOB: 1 BB: 0 P: 3	R: 1 LOB: 1 BB: 0 P: 3	H: 72 R: 1 ER: 25 K: 0 S: 107	H: 0 LOB: 0 BB: 0 P: 37	H: 13 R: 0 ER: 0 K: 13 S: 22	H: 0 LOB: 1 BB: 0 P: 2.00	H: 0 LOB: 1 BB: 0 P: 2.00	H: 0 LOB: 1 BB: 0 P: 0.00	H: 0 LOB: 1 BB: 0 P: 0.00	H: 0 LOB: 1 BB: 0 P: 0.00	H: 0 LOB: 1 BB: 0 P: 0.00	H: 0 LOB: 1 BB: 0 P: 0.00	H: 0 LOB: 1 BB: 0 P: 0.00	ERA: 6.00 WHIP: 2.000

Batter	1	2	3	4	5	6	7	8	9	AB	R	H	RBI	BB	SO	LOB	BOTTOM	
1 Nnyer Morgan, L OBP: 0.371, SLG: 0.385										5	1	2	0	0	0	1	Colorado Rockies @ Washington Nationals Nationals Park, Washington, DC Wed Apr 21 2010, 7:06 PM - 10:08 PM EDT Att: 11,191 - Overcast - 56 F	
15 Cristian Guzman, S OBP: 0.386, SLG: 0.431										4	0	0	0	0	1	2		
11 Ryan Zimmerman, R (1, 5)										3	1	2	0	1	0	0		
6 Ian Desmond, R (7, PR) OBP: 0.356, SLG: 0.436										0	0	0	0	0	0	0		
44 Adam Dunn, L (1, 3)										4	1	2	2	0	0	1		
12 Alberto Gonzalez, R (9, 5) OBP: 0.368, SLG: 0.353										0	0	0	0	0	0	0		
16 Josh Willingham, R (1, 7) OBP: 0.477, SLG: 0.592										4	2	2	1	0	0	2		
3 Willy Taveras, R (9, 9) OBP: 0.217, SLG: 0.273										0	0	0	0	0	0	0		
22 Willie Harris, L (1, 9) OBP: 0.333, SLG: 0.500										3	0	0	0	0	2	1		
20 Adam Kennedy, L (1, 4) OBP: 0.318, SLG: 0.316										3	1	0	0	1	1	0		
23 Wil Nieves, R (1, 2) OBP: 0.294, SLG: 0.353										4	0	2	1	0	0	0		
31 John Lannan, L (1, 1)										2	0	0	0	0	2	3		
30 Justin Maxwell, R (6, PH) OBP: 0.387, SLG: 0.538										1	0	0	0	0	0	0		
36 Tyler Clippard, R (7, 1) OBP: 1.000, SLG: 1.000										0	0	0	0	0	0	0		
7 Ivan Rodriguez, R (8, PH) OBP: 0.469, SLG: 0.800										0	0	0	1	0	0	0		
55 Matt Capps, R (9, 1) ERA: 2.7										0	0	0	0	0	0	0		
Inning Stats	R: 0 H: 1 E: 0 K: 1 S: 12	H: 0 LOB: 2 BB: 1 P: 23	R: 0 H: 0 ER: 1 K: 1 S: 11	H: 0 LOB: 0 BB: 0 P: 16	R: 4 H: 5 ER: 1 K: 2 S: 18	H: 5 LOB: 2 BB: 0 P: 27	R: 0 H: 0 ER: 0 K: 0 S: 5	H: 0 LOB: 0 BB: 0 P: 10	R: 0 H: 0 ER: 0 K: 1 S: 9	H: 0 LOB: 0 BB: 0 P: 14	R: 0 H: 0 ER: 0 K: 1 S: 7	R: 0 H: 2 ER: 0 K: 0 S: 10	R: 0 H: 2 ER: 0 K: 0 S: 18	R: 2 H: 2 ER: 0 K: 0 S: 9	H: 2 LOB: 1 BB: 1 P: 14	1B: 7 2B: 3 3B: 0 HR: 0	SF: 1 SAC: 1 DP: 1 HBP: 0	WP: 0 PA: 37 PB: 0 SB: 1 CS: 0
PITCHER	IP: 7.0 WLS: 0.2 ERA: 4.05	WLS: 1.0 S: 1 ERA: 0.1	H: 31 R: 2 ER: 2 K: 2 S: 0	H: 2 R: 2 ER: 2 K: 2 S: 0	H: 8 R: 12 ER: 27.00 K: 8 S: 12	H: 11 R: 8 ER: 3.86 K: 11 S: 17	H: 0 LOB: 0 BB: 0 P: 0.00	H: 0 LOB: 0 BB: 0 P: 0.00	H: 0 LOB: 0 BB: 0 P: 0.00	H: 0 LOB: 0 BB: 0 P: 0.00	H: 0 LOB: 0 BB: 0 P: 0.00	H: 2 LOB: 1 BB: 0 P: 2.00	H: 2 LOB: 1 BB: 0 P: 1.286	H: 0 LOB: 1 BB: 1 P: 0.00	H: 0 LOB: 1 BB: 1 P: 0.00	H: 0 LOB: 1 BB: 0 P: 0.00	ERA: 2.7 WHIP: 0.000	

AB	37
R	4
H	13
RBI	4
BB	3
SO	8
LOB	15



Batter	1	2	3	4	5	6	7	8	9	AB	R	H	RBI	BB	SO	LOB	TOP				
1 Nyer Morgan, L OBP: 0.372, SLG: 0.451										3	0	0	0	1	2	0	Washington Nationals @ Chicago Cubs Wrigley Field, Chicago, IL Wed Apr 28 2010, 1:23 PM - 3:44 PM CDT Att: 36,660 - Sunny - 51 F				
20 Adam Kennedy, L OBP: 0.281, SLG: 0.339										4	1	1	1	0	1	1					
15 Cristian Guzman, S OBP: 0.289, SLG: 0.370										4	0	0	0	0	0	0					
44 Adam Dunn, L OBP: 0.370, SLG: 0.453										4	1	1	1	0	1	0					
3 Willy Taveras, R OBP: 0.195, SLG: 0.231										0	0	0	0	0	0	0					
16 Josh Willingham, R OBP: 0.446, SLG: 0.471										4	0	0	0	0	0	0					
55 Matt Capps, R										0	0	0	0	0	0	0					
2 Roger Bernadina, L OBP: 0.250, SLG: 0.250										3	1	1	0	0	0	0					
6 Ian Desmond, R OBP: 0.310, SLG: 0.400										3	0	0	0	0	1	1					
23 Wil Nieves, R OBP: 0.226, SLG: 0.258										3	0	1	1	0	1	0					
56 Luis Atilano, R										2	0	0	0	0	0	1					
32 Brian Bruney, R										0	0	0	0	0	0	0					
30 Justin Maxwell, R										1	0	0	0	0	0	0					
36 Tyler Clippard, R										0	0	0	0	0	0	0					
12 Alberto Gonzalez, R										0	0	0	0	0	0	0					
Inning Stats	R: 1 E: 0 K: 1 S: 6	H: 1 LOB: 0 BB: 0 P: 9	R: 1 E: 0 K: 0 S: 11	H: 2 LOB: 1 BB: 0 P: 17	R: 0 E: 0 K: 0 S: 6	H: 0 LOB: 0 BB: 0 P: 10	R: 1 E: 0 K: 0 S: 6	H: 1 LOB: 0 BB: 0 P: 11	R: 0 E: 0 K: 2 S: 7	H: 0 LOB: 0 BB: 0 P: 10	R: 0 E: 0 K: 1 S: 6	H: 0 LOB: 1 BB: 0 P: 11	R: 0 E: 0 K: 1 S: 8	H: 0 LOB: 0 BB: 0 P: 13	R: 0 E: 0 K: 0 S: 4	H: 0 LOB: 0 BB: 0 P: 8	1B: 2 2B: 0 3B: 0 HR: 2	SF: 0 SAC: 0 DP: 0 HBP: 0	WP: 0 PB: 0 SB: 0 CS: 0	PA: 32	
PITCHER	IP: 8.0 WLS: L BF: 29	H: 4 R: 3 ER: 3 SO: 6	BB: 1 IBB: 0 HBP: 0 BLK: 0	WP: 0 HR: 2 S: 62 P: 98	ERA: 3.38 WHIP: 0.625	PITCHER										IP: 1.0 WLS: 3 BF: 3	H: 0 R: 0 ER: 0 SO: 0	BB: 0 IBB: 0 HBP: 0 BLK: 0	WP: 0 HR: 0 S: 4	HR: 0 S: 4	ERA: 0.00 WHIP: 0.000

Washington Nationals @ Chicago Cubs
Wrigley Field, Chicago, IL
Wed Apr 28 2010, 1:23 PM - 3:44 PM CDT
Att: 36,660 - Sunny - 51 F

AB 31
R 3
H 4
RBI 3
BB 1
SO 6
LOB 3



Batter	1	2	3	4	5	6	7	8	9	AB	R	H	RBI	BB	SO	LOB	BOTTOM					
2 Ryan Theriot, R OBP: 0.370, SLG: 0.387										5	1	2	1	0	0	3	Washington Nationals @ Chicago Cubs Wrigley Field, Chicago, IL Wed Apr 28 2010, 1:23 PM - 3:44 PM CDT Att: 36,660 - Sunny - 51 F					
1 Kosuke Fukudome, L OBP: 0.429, SLG: 0.561										3	0	1	0	2	0	1						
25 Derrek Lee, R OBP: 0.337, SLG: 0.367										5	0	1	0	0	1	3						
16 Aramis Ramirez, R OBP: 0.215, SLG: 0.298										4	0	1	1	0	0	2						
21 Tyler Colvin, L OBP: 0.413, SLG: 0.675										3	0	1	0	1	0	2						
24 Marlon Byrd, R OBP: 0.352, SLG: 0.548										4	0	1	0	0	0	6						
17 Mike Fontenot, L OBP: 0.339, SLG: 0.346										4	1	2	0	0	0	4						
55 Koyie Hill, S OBP: 0.318, SLG: 0.381										3	0	0	0	0	1	2						
9 Chad Tracy, L OBP: 0.200, SLG: 0.214										1	0	0	0	0	1	1						
18 Geovany Soto, R OBP: 0.516, SLG: 0.511										0	0	0	0	0	0	0						
46 Ryan Dempster, R OBP: 0.111, SLG: 0.111										2	0	0	0	0	0	1						
22 Xavier Nady, R OBP: 0.333, SLG: 0.300										0	0	0	0	1	0	0						
45 Sean Marshall, L										0	0	0	0	0	0	0						
Inning Stats	R: 1 E: 1 K: 0 S: 15	H: 1 LOB: 2 BB: 1 P: 24	R: 1 E: 0 K: 0 S: 9	H: 2 LOB: 1 BB: 0 P: 10	R: 0 E: 0 K: 0 S: 9	H: 1 LOB: 1 BB: 0 P: 13	R: 0 E: 0 K: 0 S: 6	H: 1 LOB: 0 BB: 0 P: 8	R: 0 E: 0 K: 1 S: 13	H: 0 LOB: 3 BB: 2 P: 26	R: 0 E: 0 K: 1 S: 6	H: 0 LOB: 0 BB: 0 P: 10	R: 0 E: 0 K: 0 S: 10	H: 2 LOB: 1 BB: 0 P: 18	R: 0 E: 0 K: 1 S: 11	H: 1 LOB: 2 BB: 1 P: 17	R: 0 E: 0 K: 1 S: 8	H: 0 LOB: 0 BB: 0 P: 10	1B: 8 2B: 1 3B: 0 HR: 0	SF: 1 SAC: 1 DP: 1 HBP: 0	WP: 0 PB: 0 SB: 0 CS: 0	PA: 40
PITCHER	IP: 6.0 WLS: W BF: 28	H: 2 R: 0 ER: 2 SO: 2	BB: 3 IBB: 0 HBP: 0 BLK: 0	WP: 0 HR: 0 S: 10 P: 18	ERA: 3.00 WHIP: 1.500	PITCHER										IP: 1.0 WLS: H BF: 4	H: 2 R: 0 ER: 0 SO: 0	BB: 0 IBB: 0 HBP: 0 BLK: 0	WP: 0 HR: 0 S: 3	HR: 0 S: 3	ERA: 0.00 WHIP: 2.000	

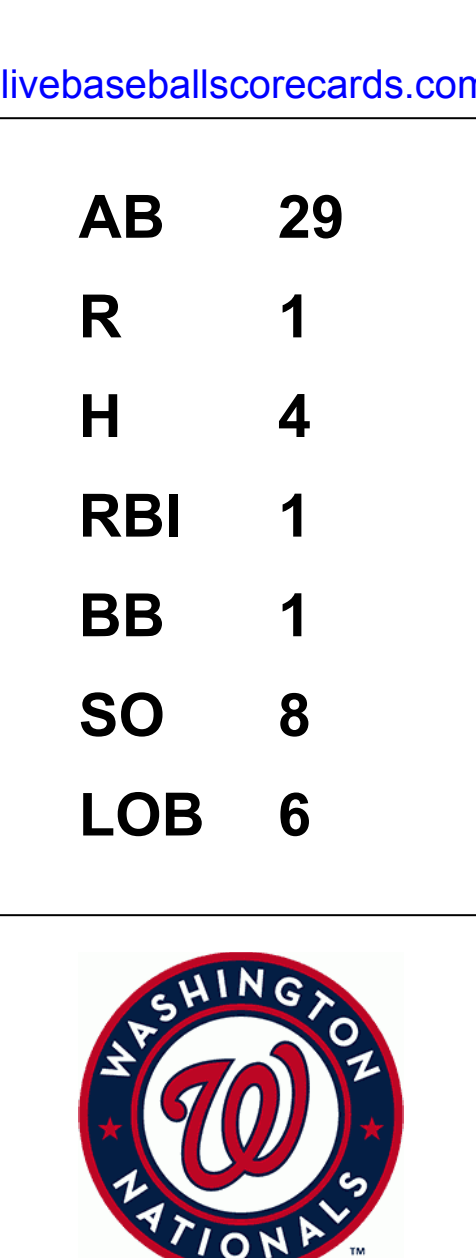
Washington Nationals @ Chicago Cubs
Wrigley Field, Chicago, IL
Wed Apr 28 2010, 1:23 PM - 3:44 PM CDT
Att: 36,660 - Sunny - 51 F

AB 34
R 2
H 9
RBI 2
BB 4
SO 3
LOB 25



Batter	1	2	3	4	5	6	7	8	9	AB	R	H	RBI	BB	SO	LOB	TOP																		
1 Nyjer Morgan, L (1,8) OBP: 0.395, SLG: 0.440	G3-1		K			K			G4-3	4	0	0	0	0	2	0	Washington Nationals @ Florida Marlins Sun Life Stadium, Miami, FL Sat May 01 20:10, 7:11 PM - 9:43 PM EDT Att: 34,886 - Cloudy - 79 F																		
20 Adam Kennedy, L (1,4) OBP: 0.288, SLG: 0.354	K			F8		P6			1B	4	0	1	0	0	1	0																			
11 Ryan Zimmerman, R (1,5) OBP: 0.418, SLG: 0.784	F8				1B				2B	4	0	2	0	0	0	0																			
44 Adam Dunn, L (1,3) OBP: 0.366, SLG: 0.470		2B		F9					BB	3	1	1	0	1	1	2																			
16 Josh Willingham, R (1,7) OBP: 0.424, SLG: 0.442	F9			F9						3	0	0	0	0	1	3																			
7 Ivan Rodriguez, R (1,2) OBP: 0.431, SLG: 0.508	SF9									2	0	0	1	0	0	1																			
15 Cristian Guzman, S (1,6) OBP: 0.279, SLG: 0.357	G4-3									3	0	0	0	0	1	0																			
2 Roger Bernadina, L (1,9) OBP: 0.273, SLG: 0.111			G1-3						G6-3	2	0	0	0	0	1	0																			
17 Sean Burnett, L (8,1)						K				0	0	0	0	0	0	0																			
35 Craig Stammen, R (1,1) OBP: 0.300, SLG: 0.400										1	0	0	0	0	1	0																			
39 Tyler Walker, R (5,1)										0	0	0	0	0	0	0																			
3 Willy Taveras, R (5,9) OBP: 0.172, SLG: 0.214										2	0	0	0	0	0	0																			
22 Willie Harris, L (8,PH) OBP: 0.298, SLG: 0.395										1	0	0	0	0	0	0																			
Inning Stats	R: 0 E: 0 K: 1 S: 9	H: 0 LOB: 0 BB: 0 P: 13	R: 1 E: 0 K: 0 S: 9	H: 1 LOB: 0 BB: 0 P: 16	R: 0 E: 0 K: 2 S: 8	H: 0 LOB: 0 BB: 0 P: 15	R: 0 E: 0 K: 0 S: 7	H: 1 LOB: 1 BB: 0 P: 10	R: 0 E: 0 K: 1 S: 7	H: 0 LOB: 0 BB: 0 P: 10	R: 0 E: 0 K: 1 S: 7	H: 0 LOB: 0 BB: 0 P: 11	R: 0 E: 0 K: 1 S: 8	H: 0 LOB: 1 BB: 1 P: 15	R: 0 E: 0 K: 1 S: 7	H: 2 LOB: 1 BB: 0 P: 15	1B: 2 2B: 2 3B: 0 HR: 0	SF: 1 SAC: 0 DP: 0 HBP: 0	WP: 0 PB: 0 CS: 0	PA: 31															
PITCHER	IP 9.0	WLS W	BF 31	H 4	R 1	ER 1	SO 8	BB 1	IBB 0	HBP 0	BLK 0	WP 0	HR 0	S 70	P 114	ERA 1.00	WHIP 0.556	PITCHER	IP 9.0	WLS W	BF 31	H 4	R 1	ER 1	SO 8	BB 1	IBB 0	HBP 0	BLK 0	WP 0	HR 0	S 70	P 114	ERA 1.00	WHIP 0.556

Batter	1	2	3	4	5	6	7	8	9	AB	R	H	RBI	BB	SO	LOB	BOTTOM																		
24 Cameron Maybin, R (1,8) OBP: 0.307, SLG: 0.333	K		P6				FC5-4			4	2	1	0	0	1	2	Washington Nationals @ Florida Marlins Sun Life Stadium, Miami, FL Sat May 01 20:10, 7:11 PM - 9:43 PM EDT Att: 34,886 - Cloudy - 79 F																		
8 Chris Coghlan, L (1,7) OBP: 0.242, SLG: 0.188	G6-3		L5				F9			3	0	0	0	1	0	2																			
2 Hanley Ramirez, R (1,6) OBP: 0.400, SLG: 0.456										4	1	3	3	0	1	2																			
3 Jorge Cantu, R (1,5) OBP: 0.350, SLG: 0.585	CS		P6							4	1	1	2	0	1	1																			
6 Dan Uggla, R (1,4) OBP: 0.359, SLG: 0.516		BB								3	0	0	0	1	2	0																			
21 John Baker, L (1,2) OBP: 0.375, SLG: 0.333										4	1	2	0	0	0	0																			
12 Cody Ross, R (1,9) OBP: 0.293, SLG: 0.375										4	1	1	1	1	0	2																			
15 Gaby Sanchez, R (1,3) OBP: 0.378, SLG: 0.406										3	0	0	0	0	0	2																			
30 Brian Barden, R (8,5) OBP: 0.333, SLG: 0.143										0	0	0	0	0	0	0																			
41 Chris Volstad, R (1,1) OBP: 0.333, SLG: 0.333										3	1	2	0	0	0	0																			
Inning Stats	R: 0 E: 0 K: 1 S: 8	H: 1 LOB: 0 BB: 0 P: 14	R: 0 E: 1 K: 0 S: 11	H: 1 LOB: 2 BB: 1 P: 19	R: 1 E: 0 K: 0 S: 11	H: 2 LOB: 0 BB: 0 P: 14	R: 2 E: 1 K: 1 S: 17	H: 2 LOB: 0 BB: 0 P: 24	R: 2 E: 1 K: 2 S: 14	H: 2 LOB: 0 BB: 1 P: 22	R: 0 E: 0 K: 0 S: 11	H: 0 LOB: 0 BB: 0 P: 16	R: 2 E: 0 K: 1 S: 12	H: 2 LOB: 0 BB: 0 P: 20	R: 0 E: 0 K: 0 S: 9	H: 0 LOB: 0 BB: 0 P: 15	1B: 5 2B: 2 3B: 1 HR: 2	SF: 0 SAC: 0 DP: 0 HBP: 0	WP: 1 PB: 0 CS: 2	PA: 35															
PITCHER	IP 4.0	WLS L	BF 20	H 7	R 5	ER 4	SO 2	BB 0	IBB 0	HBP 0	BLK 0	WP 1	HR 2	S 51	P 79	ERA 9.00	WHIP 2.250	PITCHER	IP 4.0	WLS L	BF 20	H 7	R 5	ER 4	SO 2	BB 0	IBB 0	HBP 0	BLK 0	WP 1	HR 2	S 51	P 79	ERA 9.00	WHIP 2.250



Batter	1	2	3	4	5	6	7	8	9	AB	R	H	RBI	BB	SO	LOB	TOP										
1 Nyer Morgan, L (1,8) OBP: 0.395, SLG: 0.432										4	0	1	0	0	0	1	Washington Nationals @ Florida Marlins Sun Life Stadium, Miami, FL Sun May 02 2010, 1:13 PM - 4:01 PM EDT Att: 13,169 - Partly Cloudy - 85 F										
32 Brian Bruney, R (7,1)										0	0	0	0	0	0	0											
55 Matt Capps, R (8,1)										0	0	0	0	0	0	0											
15 Cristian Guzman, S (9, PH) OBP: 0.287, SLG: 0.376										1	0	1	0	0	0	0											
20 Adam Kennedy, L (1,4) OBP: 0.269, SLG: 0.329										5	0	0	0	0	1	2											
11 Ryan Zimmerman, R (1,5) OBP: 0.424, SLG: 0.778										3	1	1	0	1	0	1											
44 Adam Dunn, L (1,3) OBP: 0.371, SLG: 0.465										3	0	1	1	1	2	2											
16 Josh Willingham, R (1,7) OBP: 0.417, SLG: 0.425										3	1	0	0	1	2	3											
22 Willie Harris, L (1,9) OBP: 0.320, SLG: 0.425										2	1	1	0	1	1	0											
30 Justin Maxwell, R (8, PH) OBP: 0.412, SLG: 0.348										0	0	0	0	1	0	0											
6 Ian Desmond, R (1,6) OBP: 0.304, SLG: 0.411										4	0	1	1	0	3	4											
23 Wil Nieves, R (1,2) OBP: 0.200, SLG: 0.229										4	0	0	0	0	1	2											
31 John Lannan, L (1,1)										2	0	0	1	0	1	1											
43 Miguel Batista, R (6,1)										0	0	0	0	0	0	0											
2 Roger Bernadina, L (7, PH) OBP: 0.231, SLG: 0.091										2	0	0	0	0	0	0											
Inning Stats	R: 0 E: 0 K: 1 S: 10	H: 1 LOB: 1 BB: 0 P: 13	R: 2 E: 0 K: 0 S: 12	H: 1 LOB: 1 BB: 2 P: 24	R: 0 E: 0 K: 0 S: 10	H: 0 LOB: 1 BB: 1 P: 19	R: 0 E: 0 K: 2 S: 7	H: 0 LOB: 0 BB: 0 P: 9	R: 0 E: 0 K: 3 S: 15	H: 1 LOB: 2 BB: 1 P: 23	R: 0 E: 0 K: 3 S: 12	H: 0 LOB: 0 BB: 0 P: 16	R: 1 E: 0 K: 2 S: 11	H: 2 LOB: 2 BB: 1 P: 24	R: 0 E: 0 K: 0 S: 10	H: 1 LOB: 1 BB: 0 P: 17	1B: 2 2B: 4 HR: 0	SF: 0 SAC: 0 DP: 0 HBP: 0	WP: 0 PB: 0 SB: 0 CS: 1	PA: 38							
PITCHER	IP	WLS	BF	H	R	ER	SO	BB	IBB	HBP	BLK	WP	HR	S	P	ERA	WHIP										
55 Josh Johnson, R (1,1) ERA: 3.16	6.0	W	25	3	2	2	8	4	0	0	0	0	0	63	98	3.00	1.167										
31 Burke Badenhop, R (7,1) ERA: 3.86	1.2		7	2	1	1	2	0	0	0	0	0	0	20	32	5.40	1.200										
54 Hunter Jones, L (8,1) ERA:	0.0		1	0	0	0	0	1	0	0	0	0	0	4	4	∞	∞										
52 Chris Leroux, R (8,1) ERA: 2.16	0.1	H	1	0	0	0	1	0	0	0	0	0	0	3	4	0.00	0.000										
46 Juan Carlos Oviedo, R (9,1) ERA:	1.0		4	1	0	0	0	0	0	0	0	0	0	10	17	0.00	1.000										

Batter	1	2	3	4	5	6	7	8	9	AB	R	H	RBI	BB	SO	LOB	BOTTOM										
24 Cameron Maybin, R (1,8) OBP: 0.311, SLG: 0.330										4	2	1	0	1	1	0	Washington Nationals @ Florida Marlins Sun Life Stadium, Miami, FL Sun May 02 2010, 1:13 PM - 4:01 PM EDT Att: 13,169 - Partly Cloudy - 85 F										
15 Gaby Sanchez, R (1,3) OBP: 0.349, SLG: 0.425										4	1	2	1	0	0	0											
14 Burke Badenhop, R (7,1) ERA: 3.86										0	0	0	0	0	0	0											
54 Hunter Jones, L (8,1) ERA:										0	0	0	0	0	0	0											
52 Chris Leroux, L (8,1) ERA: 2.16										1	0	1	2	0	0	0											
13 Mike Lamb, L (8, PH) OBP: 0.176, SLG: 0.235										0	0	0	0	0	0	0											
46 Juan Carlos Oviedo, R (9,1) ERA:										0	0	0	0	0	0	0											
2 Hanley Ramirez, R (1,6) OBP: 0.409, SLG: 0.526										5	2	3	4	0	0	1											
3 Jorge Cantu, R (1,5) OBP: 0.343, SLG: 0.561										4	0	0	0	1	0	0											
6 Dan Uggla, R (1,4) OBP: 0.370, SLG: 0.516										4	1	2	0	1	0	0											
29 Ronny Paulino, R (1,2) OBP: 0.282, SLG: 0.477										4	0	2	0	1	1	3											
12 Cody Ross, R (1,9) OBP: 0.302, SLG: 0.385										3	1	1	1	1	1	1											
25 Brett Carroll, R (1,7) OBP: 0.351, SLG: 0.563										2	2	1	1	1	0	3											
55 Josh Johnson, L (1,1) OBP: 0.286, SLG: 0.231										3	0	0	0	0	1	2											
18 Wes Helms, R (7,5) OBP: 0.462, SLG: 0.500										1	0	0	0	0	1	1											
Inning Stats	R: 0 E: 0 K: 0 S: 7	H: 0 LOB: 0 BB: 0 P: 10	R: 0 E: 0 K: 0 S: 7	H: 0 LOB: 1 BB: 1 P: 12	R: 4 E: 0 K: 0 S: 15	H: 4 LOB: 3 BB: 2 P: 28	R: 0 E: 0 K: 1 S: 9	H: 1 LOB: 1 BB: 0 P: 13	R: 2 E: 0 K: 1 S: 15	H: 4 LOB: 1 BB: 0 P: 25	R: 1 E: 0 K: 0 S: 6	H: 1 LOB: 0 BB: 0 P: 7	R: 0 E: 0 K: 2 S: 11	H: 0 LOB: 0 BB: 0 P: 16	R: 2 E: 0 K: 1 S: 18	H: 3 LOB: 3 BB: 3 P: 36	1B: 6 2B: 5 3B: 0 HR: 2	SF: 0 SAC: 0 DP: 0 HBP: 1	WP: 0 PB: 0 SB: 0 CS: 0	PA: 42							
PITCHER	IP	WLS	BF	H	R	ER	SO	BB	IBB	HBP	BLK	WP	HR	S	P	ERA	WHIP										
31 John Lannan, L (1,1) ERA: 6.34	5.0	L	27	9	6	6	2	2	1	1	0	0	0	53	88	10.80	2.200										
43 Miguel Batista, R (6,1) ERA: 6.71	1.0		4	1	1	1	0	0	0	0	0	0	0	6	7	9.00	1.000										
32 Brian Bruney, R (7,1) ERA: 6.23	1.2		10	3	2	2	3	3	0	0	0	0	0	27	49	10.80	3.600										
55 Matt Capps, R (8,1) ERA: 0.66	0.1		1	0	0	0	0	0	0	0	0	0	0	2	3	0.00	0.000										

Batter	1	2	3	4	5	6	7	8	9	AB	R	H	RBI	BB	SO	LOB	TOP					
24 Nate McLouth, L OBP: 0.305, SLG: 0.309										4	1	1	0	1	2	1						
14 Martin Prado, R OBP: 0.397, SLG: 0.452										5	0	0	0	0	0	4						
10 Chipper Jones, S OBP: 0.385, SLG: 0.375										4	1	2	0	1	1	2						
16 Brian McCann, L OBP: 0.407, SLG: 0.400										4	0	2	1	1	1	2						
25 Troy Glaus, R OBP: 0.327, SLG: 0.321										4	0	0	1	0	0	4						
22 Jason Heyward, L OBP: 0.412, SLG: 0.627										2	1	2	1	2	0	0						
53 Melky Cabrera, S OBP: 0.295, SLG: 0.238										4	0	0	0	0	1	7						
4 Omar Infante, R OBP: 0.333, SLG: 0.370										4	0	0	0	0	0	0						
11 Kenshin Kawakami, R OBP: 0.445, SLG: 0.445										2	0	1	0	0	0	0						
7 Brooks Conrad, S OBP: 0.275, SLG: 0.275										0	0	0	0	0	0	0						
34 Eric O'Flaherty, L ERA: 1.69										0	0	0	0	0	0	0						
39 Jonny Venters, L ERA: 1.86										0	0	0	0	0	0	0						
20 Eric Hinske, L OBP: 0.333, SLG: 0.333										1	0	0	0	0	0	0						
43 Jesse Chavez, R ERA: 5.11										0	0	0	0	0	0	0						
Inning Stats	R: 1 E: 0 K: 1 S: 22	H: 1 LOB: 3 BB: 2 P: 41	R: 0 E: 0 K: 0 S: 9	H: 0 LOB: 0 BB: 0 P: 13	R: 0 E: 0 K: 0 S: 9	H: 1 LOB: 1 BB: 0 P: 15	R: 1 E: 0 K: 0 S: 17	H: 2 LOB: 2 BB: 1 P: 26	R: 0 E: 0 K: 0 S: 9	H: 0 LOB: 1 BB: 1 P: 18	R: 0 E: 0 K: 1 S: 10	H: 0 LOB: 1 BB: 1 P: 20	R: 0 E: 0 K: 2 S: 14	H: 2 LOB: 2 BB: 0 P: 19	R: 0 E: 0 K: 1 S: 6	H: 0 LOB: 0 BB: 0 P: 8	R: 1 E: 0 K: 0 S: 12	H: 1 LOB: 1 BB: 1 P: 23	1B: 5 2B: 2 3B: 0 HR: 1	SF: 1 SAC: 0 DP: 1 HBP: 0	WP: 1 PB: 0 SB: 1 CS: 0	PA: 41
PITCHER	IP WLS BF H R ER SO BB IBB HBP BLK WP HR S P ERA WHIP	5.1 W 27 5 2 1 1 4 1 0 0 0 0 0 9 14 1.69 1.688	6.1 1.0 H 4 1 0 0 2 0 0 0 0 0 0 0 9 14 0.00 1.000	7.1 1.2 H 6 1 0 0 2 0 0 0 0 0 0 0 16 23 0.00 0.600	9.1 0.1 3 1 1 1 0 1 0 0 0 1 0 9 19 27.00 6.000	9.1 0.2 S 1 0 0 0 0 0 0 0 0 0 0 0 3 4 0.00 0.000																

Atlanta Braves @ Washington Nationals
Nationals Park, Washington, DC
Tue May 04 2010, 7:13 PM - 10:16 PM EDT
Att: 17,098 - Clear - 81 F

AB	34
R	3
H	8
RBI	3
BB	6
SO	5
LOB	20



Batter	1	2	3	4	5	6	7	8	9	AB	R	H	RBI	BB	SO	LOB	BOTTOM
1 Naylor Morgan, L OBP: 0.391, SLG: 0.424										4	0	1	0	0	0	3	
15 Cristian Guzman, S OBP: 0.297, SLG: 0.352										4	0	2	1	0	0	1	
20 Adam Kennedy, L OBP: 0.269, SLG: 0.329										0	0	0	0	0	0	0	
11 Ryan Zimmerman, R OBP: 0.397, SLG: 0.724										4	0	0	0	0	1	3	
44 Adam Dunn, L OBP: 0.376, SLG: 0.494										3	1	1	1	1	0	0	
3 Willy Taveras, R OBP: 1.000, SLG: 0.214										0	1	0	0	0	0	0	
43 Miguel Batista, R OBP: 0.320, SLG: 0.425										0	0	0	0	0	0	0	
22 Willie Harris, L OBP: 0.320, SLG: 0.425										0	0	0	0	0	0	0	
16 Josh Willingham, R OBP: 0.415, SLG: 0.458										3	1	1	1	1	0	0	
36 Tyler Clippard, R OBP: 1.000, SLG: 1.000										0	0	0	0	0	0	0	
12 Alberto Gonzalez, R OBP: 0.353, SLG: 0.355										0	0	0	0	0	0	0	
7 Ivan Rodriguez, R OBP: 0.434, SLG: 0.507										4	1	2	0	0	0	0	
2 Roger Bernadina, L OBP: 0.294, SLG: 0.200										4	0	2	1	0	0	0	
6 Ian Desmond, R OBP: 0.313, SLG: 0.455		</															

Batter		1	2	3	4	5	6	7	8	9	10	AB	R	H	RBI	BB	SO	LOB	TOP							
24	Nate McLouth, L OBP: 0.310, SLG: 0.319	(1, 8) 10 CS BB		(1, 8) 10 CS BB			(1, 8) 10 CS BB					4	0	1	1	1	1	1								
14	Martin Prado, R OBP: 0.397, SLG: 0.459	(1, 4) P4		(1, 4) 10 1B			(1, 4) 10 1B					5	2	2	1	0	0	2								
10	Chipper Jones, S OBP: 0.406, SLG: 0.400	(1, 5) 16 FC6 BB		(1, 5) 16 BB			(1, 5) 16 BB					3	0	2	1	2	0	0								
16	Brian McCann, L OBP: 0.396, SLG: 0.378	(1, 2) FC6		(1, 2) BB			(1, 2) BB					4	0	0	0	1	3	5								
25	Troy Glaus, R OBP: 0.330, SLG: 0.318	(1, 3) F8		(1, 3) F8			(1, 3) F8					4	1	1	1	1	0	3								
18	Brandon Hicks, R (10, PR)	(10, PR) 23 4 HR BB		(10, PR) 23 4 HR BB			(10, PR) 23 4 HR BB					0	1	0	0	0	0	0								
13	Billy Wagner, L (10, 1)	(10, 1) 23 4 HR BB		(10, 1) 23 4 HR BB			(10, 1) 23 4 HR BB					0	0	0	0	0	0	0								
22	Jason Heyward, L OBP: 0.408, SLG: 0.619	(1, 9) L6		(1, 9) F7			(1, 9) F7					1	0	0	0	0	0	1								
53	Melky Cabrera, S OBP: 0.286, SLG: 0.230	(2, 9) L6		(2, 9) F7			(2, 9) F7					3	0	0	0	0	0	3								
23	Matt Diaz, R OBP: 0.241, SLG: 0.273	(1, 7) G6-3		(1, 7) L6			(1, 7) L6					5	1	2	1	0	0	1								
4	Omar Infante, R OBP: 0.358, SLG: 0.440	(1, 6) L6		(1, 6) HR			(1, 6) HR					4	2	2	2	1	0	1								
48	Tommy Hanson, R OBP: 0.077, SLG: 0.077	(1, 11) HR		(1, 11) SH3			(1, 11) SH3					2	0	0	0	0	2	2								
58	Peter Moyian, R ERA: 2.83	(7, 1) HR		(7, 1) SH3			(7, 1) SH3					0	0	0	0	0	0	0								
7	Brooks Conrad, S ERA: 3.27	(8, PH) HR		(8, PH) SH3			(8, PH) SH3					0	0	0	0	0	0	0								
40	Takashi Saito, L ERA: 3.27	(8, 1) HR		(8, 1) SH3			(8, 1) SH3					0	0	0	0	0	0	0								
54	Kris Medlen, S ERA: 2.55	(9, 1) HR		(9, 1) SH3			(9, 1) SH3					0	0	0	0	0	0	0								
20	Eric Hinake, L OBP: 0.033, SLG: 0.429	(10, 3) HR		(10, 3) SH3			(10, 3) SH3					0	0	0	0	0	0	0								
Inning Stats		R: 0 E: 0 K: 0 S: 7	H: 0 LOB: 1 BB: 2 P: 19	R: 2 E: 0 K: 1 S: 14	H: 1 LOB: 0 BB: 2 P: 21	R: 1 E: 0 K: 1 S: 13	H: 2 LOB: 2 BB: 1 P: 21	R: 0 E: 0 K: 0 S: 8	H: 1 LOB: 1 BB: 0 P: 11	R: 1 E: 0 K: 1 S: 12	H: 2 LOB: 1 BB: 0 P: 18	R: 2 E: 0 K: 2 S: 14	H: 2 LOB: 2 BB: 2 P: 28	R: 0 E: 0 K: 0 S: 7	H: 0 LOB: 0 BB: 0 P: 11	R: 0 E: 0 K: 1 S: 6	H: 0 LOB: 0 BB: 0 P: 9	R: 0 E: 0 K: 1 S: 7	H: 0 LOB: 0 BB: 0 P: 9	R: 1 E: 0 K: 0 S: 7	H: 2 LOB: 1 BB: 0 P: 8	1B: 5 2B: 4 3B: 0 HR: 1	SF: 0 SAC: 2 DP: 1 HBP: 0	WP: 0 PB: 0 SB: 0 CS: 1	PA: 44	
PITCHER		IP	WLS	BF	H	R	ER	SO	BB	IBB	HBP	BLK	WP	HR	S	P	ERA	WHIP								
56	Luis Atlano, R ERA: 4.67	(1, 1) 5.1	27	7	6	6	4	4	5	0	0	0	0	1	58	98	10.12	2.250								
17	Sean Burnett, L ERA: 2.57	(6, 1) 0.2	4	1	0	0	1	1	0	1	0	0	0	0	10	20	0.00	1.500								
39	Tyler Walker, R ERA: 5.87	(7, 1) 1.0	3	0	0	0	0	0	0	0	0	0	0	7	11	0.00	0.000									
32	Brian Bruney, R ERA: 5.79	(8, 1) 1.0	3	0	0	0	1	0	0	0	0	0	0	6	9	0.00	0.000									
55	Matt Capps, R ERA: 1.1	(9, 1) 2.0	L	7	2	1	1	1	0	0	0	0	0	14	17	4.50	1.000									
Batter		1	2	3	4	5	6	7	8	9	10	AB	R	H	RBI <td>BB</td> <td>SO</td> <td>LOB</td> <td>BOTTOM</td>	BB	SO	LOB	BOTTOM							
1	Nyjer Morgan, L OBP: 0.362, SLG: 0.452	(1, 8) 20 SH1-3 11 SF8 2B		(1, 8) 20 SH1-3 11 SF8 2B			(1, 8) 20 SH1-3 11 SF8 2B					5	1	3	1	0	0	1								
20	Adam Kennedy, L OBP: 0.275, SLG: 0.529	(1, 4) SH1-3		(1, 4) F8			(1, 4) F8					3	1	1	0	0	0	1								
32	Brian Bruney, R ERA: 5.87	(8, 1) SH1-3		(8, 1) F8			(8, 1) F8					0	0	0	0	0	0	0								
12	Alberto Gonzalez, R OBP: 0.343, SLG: 0.344	(8, PH) SH1-3		(8, PH) F8			(8, PH) F8					1	0	0	0	0	0	1								
55	Matt Capps, R ERA: 1.1	(9, 1) SH1-3		(9, 1) F8			(9, 1) F8					0	0	0	0	0	0	0								
11	Ryan Zimmerman, R OBP: 0.368, SLG: 0.677	(1, 5) SF8		(1, 5) K			(1, 5) K					4	0	0	1	0	2	2								
44	Adam Dunn, L OBP: 0.386, SLG: 0.484	(1, 3) 7 2B BB		(1, 3) P4			(1, 3) P4					2	0	0	0	3	1	0								
7	Ryan Rodriguez, R OBP: 0.432, SLG: 0.514	(1, 2) SF8		(1, 2) K			(1, 2) K					4	0	2	1	0	2	1								
22	Willie Harris, L OBP: 0.321, SLG: 0.419	(1, 7) P5		(1, 7) P6			(1, 7) P6					3	0	1	0	0	0	4								
17	Sean Burnett, L ERA: 2.57	(6, 1) P5		(6, 1) P6			(6, 1) P6					0	0	0	0	0	0	0								
39	Tyler Walker, R ERA: 5.87	(7, 1) P5		(7, 1) P6			(7, 1) P6					0	0	0	0	0	0	0								
15	Cristian Guzman, S OBP: 0.301, SLG: 0.385	(8, 4) P5		(8, 4) P6			(8, 4) P6					2	0	1	0	0	0	0								
6	Ian Desmond, R OBP: 0.307, SLG: 0.476	(1, 6) FC6-4		(1, 6) FC6-4			(1, 6) FC6-4					5	2	1	1	0	0	4								
2	Roger Bernadina, L OBP: 0.333, SLG: 0.316	(1, 9) FC6-4		(1, 9) HR			(1, 9) HR					4	2	2	0	0	1	0								
23	Wil Nieves, R OBP: 0.194, SLG: 0.222	(10, PH) 56 SH1-3 1 2B 1B		(10, PH) 56 SH1-3 1 2B 1B			(10, PH) 56 SH1-3 1 2B 1B					1	0	0	0	0	1	1								
56	Luis Atlano, R ERA: 4.67	(1, 1) SH1-3		(1, 1) SH1-3			(1, 1) SH1-3					1	0	0	0	0	0	0								
30	Justin Maxwell, R OBP: 0.405, SLG: 0.520	(6, 9) SH1-3		(6, 9) SH1-3			(6, 9) SH1-3					1	0	0	0	0	1	0								
16	Josh Willingham, R (8, PH)	(8, PH) SH1-3		(8, PH) SH1-3			(8, PH) SH1-3					2	0	1	2	0	0	1								
Inning Stats		R: 1 E: 0 K: 0 S: 8	H: 2 LOB: 2 BB: 1 P: 13	R: 2 E: 0 K: 1 S: 15	H: 3 LOB: 1 BB: 0 P: 21	R: 0 E: 0 K: 1 S: 10	H: 1 LOB: 1 BB: 0 P: 16	R: 0 E: 0 K: 1 S: 13	H: 1 LOB: 0 BB: 0 P: 17	R: 1 E: 0 K: 1 S: 14	H: 2 LOB: 2 BB: 1 P: 24	R: 0 E: 0 K: 1 S: 7	H: 0 LOB: 0 BB: 0 P: 10	R: 0 E: 0 K: 1 S: 13	H: 0 LOB: 1 BB: 0 P: 21	R: 2 E: 1 K: 0 S: 13	H: 2 LOB: 1 BB: 0 P: 19	R: 0 E: 0 K: 1 S: 7	H: 0 LOB: 0 BB: 0 P: 11	R: 0 E: 0 K: 1 S: 9	H: 1 LOB: 1 BB: 0 P: 12	1B: 7 2B: 4 3B: 0 HR: 1	SF: 1 SAC: 2 DP: 0 HBP: 0	WP: 0 PB: 0 SB: 0 CS: 1	PA: 46	
PITCHER		IP	WLS	BF	H	R	ER	SO	BB	IBB	HBP	BLK	WP	HR	S	P	ERA	WHIP								
48	Tommy Hanson, R ERA: 2.83	(1, 1) 6.0	28	9	4	4	5	5	2	0	0	0	0	1	67	101	6.00	1.833								
58	Peter Moyian, R ERA: 2.30	(7, 1) 1.0	H	4	0	0	0	1	1	0	0	0	0	0	13	21	0.00	1.000								
40	Takashi Saito, R ERA: 3.27	(8, 1) 1.0	B	6	2	2	1	0	0	0	0	0	0	0	13	19	9.00	2.000								
54	Kris Medlen, R ERA: 2.55	(9, 1) 1.0	W	3	0	0	0	1	0	0	0	0	0	7	11	0.00	0.000									
13	Billy Wagner, L ERA: 1.8	(10, 1) 1.0	S	4	1	0	0	1	0	0	0	0	0	9	12	0.00	1.000									

Atlanta Braves @ Washington Nationals
Nationals Park, Washington, DC
Wed May 05 2010, 7:07 PM - 10:27 PM EDT
Att: 15,616 - Clear - 81 F

AB 36
R 7
H 10
RBI 7
BB 6
SO 7
LOB 19



Atlanta Braves @ Washington Nationals
Nationals Park, Washington, DC
Wed May 05 2010, 7:07 PM - 10:27 PM EDT
Att: 15,616 - Clear - 81 F

AB 39
R 6
H 12
RBI 6
BB 3
SO 8
LOB 16



Batter	1	2	3	4	5	6	7	8	9	AB	R	H	RBI	BB	SO	LOB	TOP					
4 Omar Infante, R (1,6) OBP: 0.333, SLG: 0.407	G5-3		K			K		G6-4-3		4	0	0	0	0	2	3						
14 Martín Prado, R (1,4) OBP: 0.384, SLG: 0.442	G5-3			G4-3			G6-3	G6-3		4	0	0	0	0	0	0						
10 Chipper Jones, S (1,5) OBP: 0.400, SLG: 0.385	F8			G5-3			G6-3			3	0	0	0	1	0	0						
25 Troy Glaus, R (1,3) OBP: 0.327, SLG: 0.315		P3			P6					4	0	1	0	0	0	0						
23 Matt Diaz, R (1,7) OBP: 0.242, SLG: 0.259										3	0	0	0	1	3	0						
8 David Ross, R (1,2) OBP: 0.348, SLG: 0.261										4	1	1	0	0	1	3						
53 Melky Cabrera, S (1,9) OBP: 0.287, SLG: 0.225										2	1	0	0	1	0	1						
24 Nate McLouth, L (1,8) OBP: 0.311, SLG: 0.320										3	0	1	0	0	1	1						
15 Tim Hudson, R (1,1) OBP: 0.167, SLG: 0.167										1	0	0	0	0	1	0						
22 Jason Heyward, L (8,PH) OBP: 0.413, SLG: 0.624										1	0	1	2	0	0	0						
18 Brandon Hicks, R (8,PR) OBP: 0.348, SLG: 0.261										0	0	0	0	0	0	0						
34 Eric O'Flaherty, L (8,1) OBP: 0.348, SLG: 0.261										0	0	0	0	0	0	0						
58 Peter Moylan, R (9,1) OBP: 0.348, SLG: 0.261										0	0	0	0	0	0	0						
Inning Stats	R: 0 E: 0 K: 0 S: 9	H: 0 LOB: 0 BB: 0 P: 14	R: 0 E: 0 K: 2 S: 14	H: 0 LOB: 0 BB: 0 P: 16	R: 0 E: 0 K: 2 S: 8	H: 0 LOB: 1 BB: 1 P: 16	R: 0 E: 0 K: 0 S: 5	H: 0 LOB: 0 BB: 0 P: 9	R: 0 E: 0 K: 1 S: 8	H: 0 LOB: 0 BB: 0 P: 11	R: 0 E: 0 K: 2 S: 9	H: 0 LOB: 0 BB: 0 P: 10	R: 0 E: 0 K: 0 S: 5	H: 0 LOB: 0 BB: 0 P: 7	R: 2 E: 2 K: 1 S: 12	H: 3 LOB: 2 BB: 0 P: 20	R: 0 E: 1 K: 0 S: 14	H: 1 LOB: 2 BB: 2 P: 27	1B: 4 2B: 0 3B: 0 HR: 0	SF: 0 SAC: 1 DP: 2 HBP: 0	WP: 0 PB: 0 SB: 0 CS: 0	PA: 33
PITCHER	IP WLS BF H R ER SO BB IBB HBP BLK WP HR S P ERA WHIP																					
19 Scott Olsen, L (1,1) ERA: 3.54	7.1		26	2	2	1	8	1	0	0	0	0	0	0	65	97	1.23	0.409				
36 Tyler Clippard, R (8,1) ERA: 0.42	1.2	W	7	2	0	0	0	2	0	0	0	0	0	0	19	33	0.00	2.400				

Atlanta Braves @ Washington Nationals
Nationals Park, Washington, DC
Thu May 06 2010, 7:07 PM - 9:40 PM EDT
Att: 17,131 - Clear - 79 F

AB 29
R 2
H 4
RBI 2
BB 3
SO 8
LOB 8



Batter	1	2	3	4	5	6	7	8	9	AB	R	H	RBI	BB	SO	LOB	BOTTOM					
1 Neyer Morgan, L (1,8) OBP: 0.350, SLG: 0.435	G1-3									4	0	0	0	0	0	0						
20 Adam Kennedy, L (1,4) OBP: 0.294, SLG: 0.333	G4-3									2	1	1	0	1	0	0						
11 Ryan Zimmerman, R (1,5) OBP: 0.375, SLG: 0.682	F9									4	0	2	0	0	0	2						
44 Adam Dunn, L (1,3) OBP: 0.393, SLG: 0.521										3	1	2	1	0	0	2						
12 Alberto Gonzalez, R (8,4) OBP: 0.343, SLG: 0.344										0	0	0	0	0	0	0						
15 Cristian Guzman, S (8,PH) OBP: 0.359, SLG: 0.355										0	0	0	0	1	0	0						
16 Josh Willingham, R (1,7) OBP: 0.405, SLG: 0.443										3	0	0	0	0	2	1						
36 Tyler Clippard, R (8,1) OBP: 1.000, SLG: 1.000										0	0	0	0	0	0	0						
22 Willie Harris, L (8,PH) OBP: 0.333, SLG: 0.432										1	0	1	1	0	0	0						
7 Ivan Rodriguez, R (1,2) OBP: 0.425, SLG: 0.545										3	1	1	1	0	0	1						
6 Ian Desmond, R (1,6) OBP: 0.297, SLG: 0.459										3	0	0	0	0	1	0						
2 Roger Bernadina, L (1,9) OBP: 0.292, SLG: 0.273										3	0	0	0	0	1	0						
19 Scott Olsen, L (1,1) ERA: 2.82	7.0		25	5	2	2	4	0	0	1	0	0	0	0	65	96	2.57	0.714				
34 Eric O'Flaherty, L (8,1) ERA: 2.31	1.0	L	4	0	1	1	1	1	0	0	0	7	16	9.00	1.000							
58 Peter Moylan, R (9,1) ERA: 2.38	0.0		3	2	0	0	0	0	1	0	0	0	0	2	9	∞	∞					
Inning Stats	R: 0 E: 0 K: 0 S: 7	H: 1 LOB: 0 BB: 0 P: 8	R: 0 E: 0 K: 1 S: 6	H: 1 LOB: 0 BB: 0 P: 10	R: 0 E: 0 K: 0 S: 7	H: 0 LOB: 0 BB: 0 P: 10	R: 0 E: 0 K: 0 S: 11	H: 2 LOB: 1 BB: 0 P: 17	R: 1 E: 0 K: 1 S: 8	H: 1 LOB: 0 BB: 0 P: 11	R: 0 E: 1 K: 0 S: 10	H: 0 LOB: 1 BB: 0 P: 15	R: 1 E: 0 K: 2 S: 16	H: 1 LOB: 0 BB: 0 P: 25	R: 0 E: 0 K: 1 S: 5	H: 0 LOB: 0 BB: 0 P: 10	R: 1 E: 0 K: 0 S: 4	H: 2 LOB: 3 BB: 2 P: 15	1B: 4 2B: 1 3B: 0 HR: 2	SF: 0 SAC: 0 DP: 3 HBP: 1	WP: 0 PB: 0 SB: 0 CS: 0	PA: 32
PITCHER	IP WLS BF H R ER SO BB IBB HBP BLK WP HR S P ERA WHIP																					

Atlanta Braves @ Washington Nationals
Nationals Park, Washington, DC
Thu May 06 2010, 7:07 PM - 9:40 PM EDT
Att: 17,131 - Clear - 79 F

AB 29
R 3
H 7
RBI 3
BB 2
SO 5
LOB 6



Batter	1	2	3	4	5	6	7	8	9	AB	R	H	RBI	BB	SO	LOB	TOP					
8 Chris Coghlan, L (1,7) OBP: 0.240, SLG: 0.186										4	1	1	0	0	0	1						
15 Gaby Sanchez, R (1,3) OBP: 0.368, SLG: 0.391										4	0	1	1	0	2	1						
30 Brian Barden, R (8,5)										0	0	0	0	0	0	0						
2 Hanley Ramirez, R (1,6) OBP: 0.398, SLG: 0.527										3	0	0	0	1	0	0						
3 Jorge Cantu, R (1,5) OBP: 0.312, SLG: 0.522 (8,3)										3	1	1	2	0	1	0						
6 Dan Uggla, R (1,4) OBP: 0.368, SLG: 0.505										3	0	0	0	1	1	0						
21 John Baker, L (1,2) OBP: 0.342, SLG: 0.319										4	1	1	0	0	1	2						
12 Cody Ross, R (1,8)										3	0	2	1	1	0	0						
25 Brett Carroll, R (1,9) OBP: 0.333, SLG: 0.489										4	0	0	0	0	3	4						
41 Chris Volstad, R (1,1) OBP: 0.273, SLG: 0.277										2	0	0	0	0	1	0						
16 Brian Peterson, L (8,PH)										1	1	1	0	0	0	0						
37 Remyel Pinto, L (8,1)										0	0	0	0	0	0	0						
32 Clay Hensley, R (8,1)										0	0	0	0	0	0	0						
18 Wes Helms, R (8,PH)										0	0	0	0	1	0	0						
46 Juan Carlos Oviedo, R (9,1)										0	0	0	0	0	0	0						
Inning Stats	R: 0 E: 0 K: 0 S: 6	H: 1 LOB: 0 BB: 0 P: 10	R: 1 E: 1 K: 2 S: 12	H: 1 LOB: 1 BB: 0 P: 25	R: 0 E: 0 K: 1 S: 9	H: 0 LOB: 0 BB: 0 P: 16	R: 0 E: 0 K: 1 S: 9	H: 0 LOB: 0 BB: 0 P: 14	R: 0 E: 0 K: 2 S: 7	H: 0 LOB: 0 BB: 0 P: 9	R: 0 E: 0 K: 2 S: 9	H: 0 LOB: 0 BB: 0 P: 13	R: 1 E: 0 K: 1 S: 20	H: 2 LOB: 2 BB: 1 P: 33	R: 2 E: 1 K: 0 S: 17	H: 2 LOB: 2 BB: 2 P: 27	R: 0 E: 0 K: 0 S: 10	H: 1 LOB: 1 BB: 1 P: 17	1B: 4 2B: 1 3B: 1 HR: 1	SF: 1 SAC: 1 DP: 2 HBP: 0	WP: 0 PB: 0 SB: 0 CS: 0	PA: 37
PITCHER	IP WLS BF H R ER SO BB IBB HBP BLK WP HR S P ERA WHIP	6.2 0 24 4 2 1 8 0 0 0 0 0 1 67 109 1.35 0.600	7.1 1.0 L 8 2 2 1 1 2 1 0 0 0 0 0 19 35 9.00 4.000	8.1 0.1 1 0 0 0 0 0 0 0 0 0 0 3 3 0.00 0.000	9.1 1.0 4 1 0 0 0 1 0 0 0 0 0 0 10 17 0.00 2.000																	

Florida Marlins @ Washington Nationals
 Nationals Park, Washington, DC
 Fri May 07 2010, 7:06 PM - 10:03 PM EDT
 Att: 20,161 - Partly Cloudy - 72 F

AB	31
R	4
H	7
RBI	4
BB	4
SO	9
LOB	8



Batter	1	2	3	4	5	6	7	8	9	AB	R	H	RBI	BB	SO	LOB	BOTTOM					
1 Nyjer Morgan, L (1,8) OBP: 0.347, SLG: 0.429										4	0	1	0	0	0	1						
15 Cristian Guzman, S (1,4) OBP: 0.306, SLG: 0.379										4	1	1	0	0	0	1						
11 Ryan Zimmerman, R (1,5) OBP: 0.382, SLG: 0.714										4	1	2	1	0	1	1						
44 Adam Dunn, L (1,3) OBP: 0.388, SLG: 0.505										3	0	0	0	1	2	0						
16 Josh Willingham, R (1,7) OBP: 0.395, SLG: 0.429										3	0	0	1	0	1	2						
32 Brian Bruney, R (7,1)										0	0	0	0	0	0	0						
17 Sean Burnett, L (8,1)										0	0	0	0	0	0	0						
39 Tyler Walker, R (9,1)										0	0	0	0	0	0	0						
20 Adam Kennedy, L (8,PH) OBP: 0.302, SLG: 0.342										1	0	1	0	0	0	0						
7 Ivan Rodriguez, R (1,2) OBP: 0.409, SLG: 0.519										4	0	0	0	0	1	3						
22 Willie Harris, L (1,9) OBP: 0.310, SLG: 0.396 (7,7)										4	0	0	0	0	1	2						
6 Ian Desmond, R (1,6) OBP: 0.309, SLG: 0.460										2	0	1	0	1	0	0						
35 Craig Stammen, R (1,1) OBP: 0.250, SLG: 0.333										2	0	0	0	0	0	2						
2 Roger Bernadina, L (7,9) OBP: 0.292, SLG: 0.273										0	0	0	0	0	0	0						
3 Willy Taveras, R (8,PH) OBP: 0.167, SLG: 0.207 (9,9)										1	0	0	0	0	0	0						
Inning Stats	R: 1 E: 0 K: 0 S: 14	H: 2 LOB: 2 BB: 1 P: 23	R: 0 E: 0 K: 1 S: 6	H: 1 LOB: 0 BB: 0 P: 7	R: 0 E: 0 K: 1 S: 5	H: 0 LOB: 0 BB: 0 P: 9	R: 0 E: 0 K: 1 S: 9	H: 0 LOB: 0 BB: 0 P: 12	R: 0 E: 0 K: 0 S: 4	H: 0 LOB: 0 BB: 1 P: 11	R: 1 E: 0 K: 1 S: 8	H: 1 LOB: 0 BB: 0 P: 12	R: 0 E: 0 K: 0 S: 10	H: 0 LOB: 0 BB: 0 P: 13	R: 0 E: 0 K: 0 S: 14	H: 1 LOB: 1 BB: 0 P: 17	R: 0 E: 0 K: 2 S: 13	H: 1 LOB: 0 BB: 0 P: 20	1B: 5 2B: 1 3B: 0 HR: 1	SF: 0 SAC: 0 DP: 2 HBP: 0	WP: 0 PB: 0 SB: 0 CS: 0	PA: 34
PITCHER	IP WLS BF H R ER SO BB IBB HBP BLK WP HR S P ERA WHIP	7.0 0 26 4 2 2 4 2 0 0 0 0 0 1 56 87 2.57 0.857	8.1 0.1 H 2 1 0 0 0 0 0 0 0 0 0 3 4 0.00 3.000	8.1 0.2 H 2 0 0 0 0 0 0 0 0 0 0 11 13 0.00 0.000	9.1 1.0 S 4 1 0 0 2 0 0 0 0 0 0 0 13 20 0.00 1.000																	

Florida Marlins @ Washington Nationals
 Nationals Park, Washington, DC
 Fri May 07 2010, 7:06 PM - 10:03 PM EDT
 Att: 20,161 - Partly Cloudy - 72 F

AB	32
R	2
H	6
RBI	2
BB	2
SO	6
LOB	12



Batter	1	2	3	4	5	6	7	8	9	AB	R	H	RBI	BB	SO	LOB	TOP										
24 Cameron Maybin, R (1,8) OBP: 0.308, SLG: 0.306										2	1	0	0	1	1	1	Florida Marlins @ Washington Nationals Nationals Park, Washington, DC Sat May 08 2010, 1:05 PM - 3:52 PM EDT Att: 21,633 - Partly Cloudy - 72 F										
31 Burke Badenhop, R (7,1)										0	0	0	0	0	0	0											
37 Renyel Pinto, L (8,1)										0	0	0	0	0	0	0											
44 Brian Sanches, R (8,1)										0	0	0	0	0	0	0											
18 Wes Helms, R (9,PH) OBP: 0.412, SLG: 0.419										1	0	0	0	0	1	1											
15 Gaby Sanchez, R (1,3) OBP: 0.371, SLG: 0.429										4	2	2	2	0	0	2											
2 Hanley Ramirez, R (1,6) OBP: 0.394, SLG: 0.518										4	1	1	0	0	1	2											
3 Jorge Cantu, R (1,5) OBP: 0.310, SLG: 0.521										4	0	1	1	0	1	1											
6 Dan Uggla, R (1,4) OBP: 0.364, SLG: 0.504										4	0	1	1	0	1	1											
29 Ronny Paulino, R (1,2) OBP: 0.357, SLG: 0.453										4	0	1	0	0	1	2											
12 Cody Ross, R (1,7) OBP: 0.308, SLG: 0.387										4	0	0	0	0	1	3											
25 Brett Carroll, R (1,9) OBP: 0.315, SLG: 0.458										3	0	0	0	0	0	1											
8 Chris Coghlan, L (9,PH) OBP: 0.236, SLG: 0.184										1	0	0	0	0	0	0											
55 Josh Johnson, L (1,1) OBP: 0.313, SLG: 0.267										2	0	1	0	0	0	0											
16 Bryan Petersen, L (7,PH) OBP: 0.333, SLG: 0.333										2	0	0	0	0	0	1											
Inning Stats	R: 0 E: 0 K: 1 S: 10	H: 0 LOB: 1 BB: 0 P: 15	R: 0 E: 0 K: 1 S: 10	H: 1 LOB: 1 BB: 0 P: 18	R: 0 E: 0 K: 0 S: 5	H: 1 LOB: 1 BB: 0 P: 9	R: 0 E: 0 K: 0 S: 10	H: 0 LOB: 0 BB: 0 P: 13	R: 0 E: 0 K: 1 S: 11	H: 0 LOB: 0 BB: 0 P: 17	R: 2 E: 0 K: 0 S: 14	H: 3 LOB: 1 BB: 0 P: 21	R: 2 E: 0 K: 1 S: 10	H: 1 LOB: 0 BB: 1 P: 19	R: 0 E: 0 K: 2 S: 10	H: 0 LOB: 0 BB: 0 P: 13	R: 0 E: 1 K: 1 S: 13	H: 0 LOB: 1 BB: 0 P: 20	1B: 4 2B: 2 HR: 1	SF: 0 SAC: 0 DP: 0 HBP: 1	WP: 1 PB: 0 CS: 0	PA: 37					
PITCHER	IP	WLS	BF	H	R	ER	SO	BB	IBB	HBP	BLK	WP	HR	S	P	ERA	WHIP										
47 Matt Chico, L (1,1) ERA: 3.6	5.0		22	6	2	2	3	0	0	1	0	1	0	51	79	3.60	1.200										
43 Miguel Batista, R (6,1) ERA: 5.69	1.1	H	4	0	0	0	0	0	0	0	0	0	0	10	15	0.00	0.000										
17 Sean Burnett, L (7,1) ERA: 3.52	0.1	H	2	0	0	0	0	1	0	0	0	0	0	3	8	0.00	3.000										
36 Tyler Clippard, R (7,1) ERA: 0.79	1.1	W	5	1	2	2	3	0	0	0	0	0	1	16	23	13.50	0.750										
55 Matt Capps, R (9,1) ERA: 1.04	1.0	S	4	0	0	0	1	0	0	0	0	0	0	13	20	0.00	0.000										

Batter	1	2	3	4	5	6	7	8	9	AB	R	H	RBI	BB	SO	LOB	BOTTOM										
15 Cristian Guzman, S (1,6) OBP: 0.314, SLG: 0.384										4	0	2	0	0	1	0	Florida Marlins @ Washington Nationals Nationals Park, Washington, DC Sat May 08 2010, 1:05 PM - 3:52 PM EDT Att: 21,633 - Partly Cloudy - 72 F										
20 Adam Kennedy, L (1,4) OBP: 0.303, SLG: 0.342										3	1	1	0	0	0	0											
36 Tyler Clippard, R (7,1) OBP: 1.000, SLG: 1.000										0	0	0	0	0	0	0											
1 Nyjer Morgan, L (8,PH) OBP: 0.344, SLG: 0.425										1	0	0	0	0	0	2											
11 Ryan Zimmerman, R (1,5) OBP: 0.388, SLG: 0.699										3	0	1	0	1	1	1											
44 Adam Dunn, L (1,3) OBP: 0.384, SLG: 0.490										3	0	0	1	0	1	2											
16 Josh Willingham, R (1,7) OBP: 0.398, SLG: 0.484										4	2	2	2	0	1	3											
55 Matt Capps, R (9,1) ERA: 1.04										0	0	0	0	0	0	0											
22 Willie Harris, L (1,9) OBP: 0.306, SLG: 0.442										4	1	1	2	0	2	3											
2 Roger Bernadina, L (1,8) OBP: 0.259, SLG: 0.240										3	0	0	0	0	0	0											
23 Wil Nieves, R (1,2) OBP: 0.205, SLG: 0.231										3	0	1	0	0	0	0											
47 Matt Chico, L (1,1) ERA: 3.35										2	0	0	0	0	0	1											
43 Miguel Batista, R (6,1) ERA: 5.6										0	0	0	0	0	0	0											
17 Sean Burnett, L (7,1) ERA: 3.0										0	0	0	0	0	0	0											
6 Ian Desmond, R (7,6) OBP: 0.316, SLG: 0.460										0	1	0	0	0	0	0											
Inning Stats	R: 0 E: 0 K: 2 S: 13	H: 1 LOB: 1 BB: 0 P: 21	R: 0 E: 0 K: 2 S: 8	H: 0 LOB: 0 BB: 0 P: 12	R: 0 E: 0 K: 0 S: 6	H: 1 LOB: 0 BB: 0 P: 7	R: 3 E: 0 K: 0 S: 10	H: 3 LOB: 0 BB: 0 P: 15	R: 0 E: 0 K: 1 S: 10	H: 0 LOB: 0 BB: 0 P: 15	R: 1 E: 0 K: 0 S: 8	H: 1 LOB: 0 BB: 0 P: 11	R: 1 E: 1 K: 1 S: 12	H: 1 LOB: 3 BB: 1 P: 21	1B: 5 2B: 0 3B: 1 HR: 2	SF: 0 SAC: 0 DP: 1 HBP: 2	WP: 1 PB: 0 CS: 1	PA: 34									
PITCHER	IP	WLS	BF	H	R	ER	SO	BB	IBB	HBP	BLK	WP	HR	S	P	ERA	WHIP										
55 Josh Johnson, R (1,1) ERA: 3.35	6.0		22	6	3	3	5	0	0	0	0	1	11	20	13.50	1.500											
31 Burke Badenhop, R (7,1) ERA: 5.6	1.1	L	8	2	2	2	0	0	1	1	0	0	1	11	20	13.50	1.500										
37 Renyel Pinto, L (8,1) ERA: 3.0	0.0		1	0	0	0	0	0	0	1	0	0	0	3	5	∞	∞										
44 Brian Sanches, R (8,1) ERA: 3.0	0.2		2	0	0	0	1	0	0	0	0	0	0	6	7	0.00	0.000										

AB	35
R	4
H	7
RBI	4
BB	1
SO	7
LOB	15

AB	30
R	5
H	8
RBI	5
BB	1
SO	6
LOB	12



Batter	1	2	3	4	5	6	7	8	9	AB	R	H	RBI	BB	SO	LOB	TOP							
8 Chris Coghlan, L (1.7)										4	1	3	0	0	0	0								
18 Wes Helms, R (1.5)										4	0	1	0	0	1	2								
2 Hanley Ramirez, R (1.6)										3	1	1	1	1	0	2								
3 Jorge Cantu, R (1.3)										3	0	1	1	0	0	1								
6 Dan Uggla, R (1.4)										4	0	0	0	0	1	3								
21 John Baker, L (1.2)										4	0	0	0	0	1	3								
12 Cody Ross, R (1.8)										3	0	1	0	1	0	0								
16 Bryan Petersen, L (1.9)										2	0	0	0	0	0	0								
19 Anibal Sánchez, R (1.1)										0	0	0	0	0	0	0								
52 Chris Leroux, L (5.1)										0	0	0	0	0	0	0								
24 Cameron Maybin, R (7.7, PH)										1	0	0	0	0	0	0								
32 Clay Hensley, R (7.1)										0	0	0	0	0	0	0								
15 Gaby Sanchez, R (9.7, PH)										1	0	0	0	0	0	0								
Inning Stats	R: 0 E: 0 K: 0 S: 15	H: 1 LOB: 1 BB: 0 P: 20	R: 0 E: 0 K: 0 S: 7	H: 0 LOB: 1 BB: 1 P: 13	R: 0 E: 0 K: 0 S: 8	H: 1 LOB: 1 BB: 0 P: 15	R: 0 E: 0 K: 0 S: 11	H: 2 LOB: 2 BB: 0 P: 14	R: 0 E: 0 K: 1 S: 9	H: 0 LOB: 0 BB: 0 P: 13	R: 1 E: 0 K: 1 S: 14	H: 1 LOB: 0 BB: 0 P: 21	R: 0 E: 0 K: 1 S: 11	H: 0 LOB: 0 BB: 0 P: 14	R: 1 E: 0 K: 1 S: 15	H: 2 LOB: 2 BB: 1 P: 27	R: 0 E: 0 K: 0 S: 5	H: 0 LOB: 0 BB: 0 P: 9	1B: 6 2B: 0 3B: 0 HR: 1	SF: 1 DP: 0 HBP: 0	WP: 0 PB: 0 SB: 0 CS: 0	PA: 36		
PITCHER	IP WLS BF H R ER SO BB IBB HBP BLK WP HR S P ERA WHIP	7.0 0.0 27 5 1 1 3 1 0 0 0 0 1 75 110 1.29 0.857	8.1 0.0 1 1 1 1 0 0 0 0 0 0 2 4 ∞ ∞	8.1 1.0 W 5 1 0 0 1 1 0 0 0 0 0 13 23 0.00 2.000	9.1 1.0 S 3 0 0 0 0 0 0 0 0 0 0 5 9 0.00 0.000																			

Florida Marlins @ Washington Nationals
 Nationals Park, Washington, DC
 Sun May 09 2010, 1:42 PM - 4:36 PM EDT
 Att: 21,299 - Partly Cloudy - 56 F

AB 33
 R 2
 H 7
 RBI 2
 BB 2
 SO 4
 LOB 14



Batter	1	2	3	4	5	6	7	8	9	AB	R	H	RBI	BB	SO	LOB	BOTTOM			
1 Nyjer Morgan, L (1.8)										2	1	0	0	1	1	1				
20 Adam Kennedy, L (1.4)										3	1	1	0	1	1	2				
11 Ryan Zimmerman, R (1.5)										4	0	0	0	0	1	2				
44 Adam Dunn, L (1.3)										4	0	3	1	0	1	0				
12 Alberto Gonzalez, R (9.4)										0	0	0	0	0	0	0				
16 Josh Willingham, R (1.7)										2	1	1	1	2	1	1				
3 Willy Taveras, R (9.7)										0	0	0	0	0	0	0				
7 Ivan Rodriguez, R (1.2)										4	0	0	0	0	1	5				
2 Roger Bernadina, L (1.9)										4	0	2	0	0	1	0				
6 Ian Desmond, R (1.6)										4	0	2	0	0	1	2				
61 Livan Hernandez, R (1.1)										1	0	0	0	0	0	0				
17 Sean Burnett, L (8.1)										0	0	0	0	0	0	0				
36 Tyler Clippard, R (8.1)										0	0	0	0	0	0	0				
55 Matt Capps, R (9.1)										0	0	0	0	0	0	0				
Inning Stats	R: 1 E: 0 K: 0 S: 12	H: 2 LOB: 2 BB: 2 P: 24	R: 0 E: 0 K: 1 S: 15	H: 1 LOB: 1 BB: 0 P: 19	R: 1 E: 0 K: 3 S: 17	H: 1 LOB: 1 BB: 1 P: 24	R: 0 E: 0 K: 0 S: 10	H: 1 LOB: 2 BB: 0 P: 14	R: 0 E: 0 K: 0 S: 10	H: 1 LOB: 0 BB: 0 P: 12	R: 0 E: 0 K: 2 S: 10	H: 0 LOB: 0 BB: 0 P: 14	R: 1 E: 0 K: 2 S: 14	H: 2 LOB: 1 BB: 0 P: 20	1B: 7 2B: 1 3B: 0 HR: 1	SF: 0 DP: 3 HBP: 1	WP: 1 PB: 0 SB: 1 CS: 0	PA: 35		
PITCHER	IP WLS BF H R ER SO BB IBB HBP BLK WP HR S P ERA WHIP	4.1 1.2 23 6 2 2 4 4 0 1 0 0 63 100 4.15 2.308	5.1 1.2 4 1 0 0 0 0 0 0 0 0 8 14 0.00 0.600	7.1 2.0 L 8 2 1 1 4 0 0 0 0 0 1 24 34 4.50 1.000																

Florida Marlins @ Washington Nationals
 Nationals Park, Washington, DC
 Sun May 09 2010, 1:42 PM - 4:36 PM EDT
 Att: 21,299 - Partly Cloudy - 56 F

AB 28
 R 3
 H 9
 RBI 2
 BB 4
 SO 8
 LOB 13



Batter	1	2	3	4	5	6	7	8	9	AB	R	H	RBI	BB	SO	LOB	TOP					
1 Nyer Morgan, L OBP: 0.345, SLG: 0.403	G3-1	15 BB		G6-3	F7			K		4	0	0	0	1	1	5	<p>Washington Nationals @ New York Mets</p> <p>Citi Field, Flushing, NY</p> <p>Tue May 11 2010, 7:11 PM - 10:34 PM EDT</p> <p>Att: 31,606 - Cloudy - 52 F</p>					
15 Cristian Guzman, S OBP: 0.336, SLG: 0.402										3	2	2	0	2	0	1						
32 Brian Bruney, R	11 BB									0	0	0	0	0	0	0						
36 Tyler Clippard, R OBP: 1.000, SLG: 1.000	44 HR									0	0	0	0	0	0	0						
43 Miguel Batista, R										0	0	0	0	0	0	0						
11 Ryan Zimmerman, R OBP: 0.383, SLG: 0.667	44 HR									3	2	1	0	2	0	4						
44 Adam Dunn, L OBP: 0.391, SLG: 0.527										5	1	1	3	0	2	5						
16 Josh Willingham, R OBP: 0.397, SLG: 0.486										4	1	0	0	1	1	1						
7 Ivan Rodriguez, R OBP: 0.406, SLG: 0.511	P4									5	0	1	2	0	0	0						
6 Ian Desmond, R OBP: 0.315, SLG: 0.434										5	0	1	1	0	0	0						
3 Willy Taveras, R OBP: 0.229, SLG: 0.242										3	0	2	0	1	0	0						
19 Scott Olsen, L OBP: 0.091, SLG: 0.091										2	0	0	0	0	1	4						
39 Tyler Walker, R										0	0	0	0	0	0	0						
45 Doug Slaten, L										0	0	0	0	0	0	0						
12 Alberto Gonzalez, R OBP: 0.361, SLG: 0.364										1	0	1	0	0	0	0						
Inning Stats	R: 3 E: 0 K: 1 S: 12	H: 2 LOB: 0 BB: 1 P: 23	R: 0 E: 0 K: 0 S: 13	H: 1 LOB: 3 BB: 2 P: 21	R: 0 E: 0 K: 1 S: 7	H: 0 LOB: 0 BB: 0 P: 11	R: 0 E: 0 K: 0 S: 12	H: 1 LOB: 1 BB: 0 P: 18	R: 3 E: 0 K: 2 S: 18	H: 3 LOB: 3 BB: 3 P: 39	R: 0 E: 0 K: 0 S: 7	H: 1 LOB: 1 BB: 0 P: 9	R: 0 E: 0 K: 0 S: 6	H: 0 LOB: 0 BB: 0 P: 9	R: 0 E: 0 K: 1 S: 13	H: 1 LOB: 2 BB: 1 P: 20	R: 0 E: 0 K: 0 S: 3	H: 0 LOB: 0 BB: 0 P: 6	1B: 7 2B: 1 3B: 0 HR: 1	SF: 0 SAC: 1 DP: 0 HBP: 0	WP: 1 PB: 0 CS: 0	PA: 43
PITCHER	IP WLS BF H R ER SO BB IBB HBP BLK WP HR S P ERA WHIP																					
49 Jonathon Niese, L ERA: 4.58	4.1 24 6 6 6 3 5 0 0 0 0 1 51 91 12.46 2.538																					
36 Manny Acosta, R ERA: 6.0	0.2 4 1 0 0 1 1 0 0 0 0 0 11 21 0.00 3.000																					
47 Hisanori Takahashi, L ERA: 2.78	2.0 7 1 0 0 0 0 0 0 0 0 0 13 18 0.00 0.500																					
22 Raul Valdes, L ERA: 2.6	1.0 W 5 1 0 0 1 0 1 0 0 0 1 0 13 20 0.00 1.000																					
75 Francisco Rodriguez, R ERA: 1.98	1.0 S 3 0 0 0 0 0 0 0 0 0 0 0 3 6 0.00 0.000																					

Batter	1	2	3	4	5	6	7	8	9	AB	R	H	RBI	BB	SO	LOB	BOTTOM			
16 Angel Pagán, S OBP: 0.333, SLG: 0.398	F8									5	1	2	1	0	0	3	<p>Washington Nationals @ New York Mets</p> <p>Citi Field, Flushing, NY</p> <p>Tue May 11 2010, 7:11 PM - 10:34 PM EDT</p> <p>Att: 31,606 - Cloudy - 52 F</p>			
1 Luis Castillo, S OBP: 0.304, SLG: 0.301										4	0	1	0	0	0	2				
22 Raul Valdes, L OBP: 0.500, SLG: 0.500	L8									0	0	0	0	0	0	0				
23 Chris Carter, L OBP: 1.000, SLG: 2.000										1	0	1	1	0	0	0				
75 Francisco Rodriguez, R OBP: 0.303										0	0	0	0	0	0	0				
7 José Reyes, S OBP: 0.286, SLG: 0.303	G5-3									4	0	0	0	1	0	4				
44 Jason Bay, R OBP: 0.364, SLG: 0.397										4	2	3	1	1	0	3				
5 David Wright, R OBP: 0.417, SLG: 0.552										4	2	3	0	1	1	3				
29 Ike Davis, L OBP: 0.400, SLG: 0.485										5	1	0	1	0	1	9				
12 Jeff Francoeur, R OBP: 0.311, SLG: 0.417										3	0	1	2	0	2	4				
21 Rod Barajas, R OBP: 0.273, SLG: 0.585										4	1	2	2	0	0	1				
49 Jonathon Niese, L OBP: 0.244, SLG: 0.154										1	0	1	0	0	0	0				
36 Manny Acosta, R ERA: 5.09										0	0	0	0	0	0	0				
19 Gary Matthews, S OBP: 0.246, SLG: 0.230										1	0	1	0	0	0	0				
47 Hisanori Takahashi, L OBP: 0.333, SLG: 0.333										0	0	0	0	0	0	0				
13 Alex Cora, L OBP: 0.358, SLG: 0.288										1	1	1	0	1	0	0				
Inning Stats	R: 0 E: 0 K: 0 S: 6	H: 0 LOB: 0 BB: 0 P: 9	R: 1 E: 0 K: 0 S: 16	H: 3 LOB: 1 BB: 0 P: 21	R: 0 E: 0 K: 0 S: 6	H: 1 LOB: 0 BB: 0 P: 8	R: 0 E: 0 K: 2 S: 13	H: 1 LOB: 2 BB: 1 P: 21	R: 0 E: 0 K: 0 S: 8	H: 3 LOB: 3 BB: 0 P: 14	R: 1 E: 0 K: 0 S: 12	H: 1 LOB: 1 BB: 0 P: 17	R: 0 E: 0 K: 0 S: 8	H: 1 LOB: 1 BB: 1 P: 15	R: 6 E: 1 K: 2 S: 24	H: 6 LOB: 3 BB: 2 P: 41	1B: 12 2B: 4 3B: 0 HR: 0	SF: 1 SAC: 0 DP: 3 HBP: 0	WP: 0 PB: 0 CS: 0	PA: 42
PITCHER	IP WLS BF H R ER SO BB IBB HBP BLK WP HR S P ERA WHIP																			
19 Scott Olsen, L ERA: 3.51	5.1 24 9 2 2 2 1 0 0 0 0 0 6 8 3.38 1.875																			
39 Tyler Walker, R ERA: 5.09	0.2 2 0 0 0 0 0 0 0 0 0 0 6 8 0.00 0.000																			
45 Doug Slaten, L ERA: 3.86	1.0 4 1 0 0 0 0 1 0 0 0 0 0 8 15 0.00 2.000																			
32 Brian Bruney, R ERA: 6.89	0.0 3 2 3 3 0 0 0 0 0 0 0 5 7 ∞ ∞																			
36 Tyler Clippard, R ERA: 1.89	0.1 L 5 4 2 1 1 0 0 0 0 0 0 0 11 14 27.00 12.000																			

AB	35
R	6
H	9
RBI	6
BB	7
SO	5
LOB	20



AB	37
R	8
H	16
RBI	8
BB	4
SO	4
LOB	29



Batter	1	2	3	4	5	6	7	8	9	AB	R	H	RBI	BB	SO	LOB	TOP			
1 Nyer Morgan, L OBP: 0.340, SLG: 0.391										4	0	0	0	1	1	5				
20 Adam Kennedy, L OBP: 0.330, SLG: 0.371										4	0	1	0	1	1	0				
11 Ryan Zimmerman, R OBP: 0.364, SLG: 0.629										5	0	0	0	0	2	5				
44 Adam Dunn, L OBP: 0.392, SLG: 0.530										5	1	2	0	0	0	0				
55 Matt Capps, R										0	0	0	0	0	0	0				
15 Cristian Guzman, S OBP: 0.339, SLG: 0.402										5	2	2	0	0	1	2				
22 Willie Harris, L OBP: 0.313, SLG: 0.418										2	0	0	0	2	1	0				
36 Tyler Clippard, R OBP: 1.000, SLG: 1.000										0	0	0	0	0	0	0				
6 Ian Desmond, R OBP: 0.312, SLG: 0.430										2	0	0	0	0	0	0				
2 Roger Bernadina, L OBP: 0.300, SLG: 0.447										4	1	1	0	0	2	3				
23 Wil Nieves, R OBP: 0.209, SLG: 0.256										4	1	1	0	0	2	3				
35 Craig Stammen, R OBP: 0.327, SLG: 0.425										2	0	2	3	0	0	0				
12 Alberto Gonzalez, R OBP: 0.301, SLG: 0.353										1	0	0	0	0	0	0				
17 Sean Burnett, L ERA: 4.15										0	0	0	0	0	0	0				
39 Tyler Walker, R ERA: 4.82										0	0	0	0	0	0	0				
3 Willy Taveras, R OBP: 0.269, SLG: 0.342										0	0	0	0	0	0	0				
16 Josh Willingham, R OBP: 0.402, SLG: 0.498										0	0	0	0	1	0	0				
Inning Stats	R: 0 E: 0 K: 3 S: 9	H: 0 LOB: 0 BB: 0 P: 12	R: 2 E: 0 K: 2 S: 19	H: 3 LOB: 2 BB: 1 P: 31	R: 0 E: 0 K: 0 S: 11	H: 0 LOB: 0 BB: 0 P: 18	R: 2 E: 0 K: 1 S: 11	H: 3 LOB: 1 BB: 0 P: 18	R: 0 E: 0 K: 0 S: 16	H: 1 LOB: 2 BB: 1 P: 26	R: 0 E: 0 K: 1 S: 13	H: 0 LOB: 0 BB: 0 P: 10	R: 0 E: 0 K: 0 S: 14	H: 1 LOB: 3 BB: 2 P: 25	R: 2 E: 0 K: 1 S: 12	H: 2 LOB: 0 BB: 0 P: 14	1B: 7 2B: 2 3B: 0 HR: 2	SF: 0 SAC: 1 DP: 0 HBP: 0	WP: 0 PB: 0 SB: 0 CS: 0	PA: 44
PITCHER	IP WLS BF H R ER SO BB IBB HBP BLK WP HR S P ERA WHIP																			
34 Mike Pelfrey, R ERA: 3.14	5.2 28 7 4 4 6 3 0 0 0 0 0 1 74 119 6.35 1.765																			
47 Hisanori Takahashi, L ERA: 2.74	0.1 2 1 0 0 1 0 0 0 0 0 0 0 5 7 0.00 3.000																			
25 Pedro Feliciano, L ERA: 1.76	1.0 4 1 0 0 1 0 0 0 0 0 0 0 9 14 0.00 1.000																			
38 Fernando Nieve, R ERA: 3.32	1.0 5 0 0 0 0 2 0 0 0 0 0 0 11 21 0.00 2.000																			
75 Francisco Rodríguez, R ERA: 2.04	1.0 L 5 2 2 2 1 0 0 0 0 0 0 1 12 14 18.00 2.000																			

Washington Nationals @ New York Mets
Citi Field, Flushing, NY
Wed May 12 2010, 1:11 PM - 4:43 PM EDT
Att: 33,024 - Drizzlie - 48 F

AB	38
R	6
H	11
RBI	6
BB	5
SO	9
LOB	22



Batter	1	2	3	4	5	6	7	8	9	AB	R	H	RBI	BB	SO	LOB	BOTTOM					
16 Angel Pagán, S OBP: 0.336, SLG: 0.410										4	1	2	1	0	1	0						
13 Alex Cora, L OBP: 0.316, SLG: 0.300										5	1	2	1	0	0	3						
7 José Reyes, S OBP: 0.283, SLG: 0.307										5	0	1	1	0	0	2						
44 Jason Bay, R OBP: 0.361, SLG: 0.392										4	0	1	0	0	2	2						
5 David Wright, R OBP: 0.419, SLG: 0.542										2	1	0	0	2	1	1						
29 Ike Davis, L OBP: 0.405, SLG: 0.478										3	1	1	0	1	0	0						
12 Jeff Francoeur, R OBP: 0.301, SLG: 0.493										4	0	0	0	0	0	5						
21 Rod Barajas, R OBP: 0.272, SLG: 0.567										3	0	0	0	1	1	1						
34 Mike Pelfrey, R OBP: 0.333, SLG: 0.291										2	0	1	1	0	0	0						
47 Hisanori Takahashi, L ERA: 4.15										0	0	0	0	0	0	0						
19 Gary Matthews, Jr OBP: 0.226, SLG: 0.199										0	0	0	0	0	0	0						
25 Pedro Feliciano, L ERA: 1.76										0	0	0	0	0	0	0						
38 Fernando Nieve, R ERA: 3.32										0	0	0	0	0	0	0						
23 Chris Carter, L OBP: 0.269, SLG: 0.342										1	0	0	0	0	0	1						
75 Francisco Rodríguez, R ERA: 2.04										0	0	0	0	0	0	0						
Inning Stats	R: 0 E: 0 K: 1 S: 10	H: 1 LOB: 1 BB: 0 P: 15	R: 2 E: 0 K: 0 S: 11	H: 2 LOB: 2 BB: 2 P: 26	R: 0 E: 0 K: 1 S: 5	H: 0 LOB: 0 BB: 0 P: 8	R: 0 E: 0 K: 0 S: 5	H: 0 LOB: 0 BB: 0 P: 9	R: 2 E: 0 K: 0 S: 21	H: 3 LOB: 3 BB: 2 P: 42	R: 0 E: 0 K: 2 S: 9	H: 0 LOB: 0 BB: 0 P: 15	R: 0 E: 0 K: 1 S: 9	H: 2 LOB: 1 BB: 0 P: 11	R: 0 E: 1 K: 0 S: 11	H: 0 LOB: 1 BB: 0 P: 15	R: 0 E: 0 K: 1 S: 7	H: 0 LOB: 0 BB: 0 P: 11	1B: 6 2B: 2 3B: 0 HR: 0	SF: 1 SAC: 0 DP: 1 HBP: 0	WP: 0 PB: 0 SB: 0 CS: 0	PA: 39
PITCHER	IP WLS BF H R ER SO BB IBB HBP BLK WP HR S P ERA WHIP																					
35 Craig Stammen, R ERA: 5.84	5.0 25 6 4 4 2 3 1 0 0 0 0 0 10 16 0.00 1.000																					
17 Sean Burnett, L ERA: 4.15	1.0 4 1 0 0 2 0 0 0 0 0 0 0 10 16 0.00 1.000																					
39 Tyler Walker, R ERA: 4.82	1.0 3 1 0 0 1 0 0 0 0 0 0 0 8 10 0.00 1.000																					
36 Tyler Clippard, R ERA: 1.8	1.0 W 4 0 0 0 0 0 0 0 0 0 0 11 15 0.00 0.000																					
55 Matt Capps, R ERA: 0.93	1.0 S 3 0 0 0 1 0 0 0 0 0 0 0 7 11 0.00 0.000																					

Washington Nationals @ New York Mets
Citi Field, Flushing, NY
Wed May 12 2010, 1:11 PM - 4:43 PM EDT
Att: 33,024 - Drizzlie - 48 F

AB	34
R	4
H	8
RBI	4
BB	4
SO	6
LOB	15



Batter	1	2	3	4	5	6	7	8	9	AB	R	H	RBI	BB	SO	LOB	TOP			
6 Corey Patterson, L OBP: 0.383, SLG: 0.512	F8	G3		G4-3		F9				5	0	2	1	0	0	1	Baltimore Orioles @ Washington Nationals Nationals Park, Washington, DC Fri May 21 2010, 7:07 PM - 10:30 PM EDT Att: 27,378 - Partly Cloudy - 81 F			
23 Ty Wigginton, R OBP: 0.358, SLG: 0.596	F8		G5-3	G4-3		P4		F7		5	0	0	0	0	0	2				
26 Cla Meredith, R	F8									0	0	0	0	0	0	0				
2 Julio Lugo, R OBP: 0.250, SLG: 0.211			G1-3							0	0	0	0	0	0	0				
21 Nick Markakis, L OBP: 0.404, SLG: 0.429			G1-3	F8		G1-3			G6-3	5	0	1	0	0	0	1				
9 Miguel Tejada, R OBP: 0.310, SLG: 0.395	FC5-4									4	1	1	0	1	0	1				
30 Luke Scott, L OBP: 0.350, SLG: 0.565										4	2	1	0	1	1	1				
55 Alfredo Simon, R										0	0	0	0	0	0	0				
10 Adam Jones, R OBP: 0.283, SLG: 0.384										1	1	1	2	1	0	0				
16 Luis Montanez, R OBP: 0.186, SLG: 0.167										2	0	1	0	0	1	0				
15 Craig Tatum, R OBP: 0.280, SLG: 0.250										3	1	2	2	1	0	2				
3 Cesar Izturis, S OBP: 0.301, SLG: 0.245										1	0	0	0	2	0	1				
29 David Hernandez, R										3	0	0	0	0	1	7				
37 Matt Albers, L										0	0	0	0	0	0	0				
13 Will Ohman, L										0	0	0	0	0	0	0				
40 Scott Moore, L										1	0	0	0	0	1	1				
Inning Stats	R: 0 E: 0 K: 0 S: 10	H: 1 LOB: 1 BB: 0 P: 12	R: 2 E: 0 K: 1 S: 11	H: 3 LOB: 1 BB: 0 P: 16	R: 2 E: 0 K: 0 S: 20	H: 2 LOB: 3 BB: 3 P: 36	R: 0 E: 0 K: 0 S: 10	H: 1 LOB: 0 BB: 0 P: 15	R: 0 E: 0 K: 0 S: 10	H: 1 LOB: 3 BB: 2 P: 20	R: 0 E: 0 K: 2 S: 7	H: 0 LOB: 0 BB: 0 P: 11	R: 0 E: 0 K: 1 S: 9	H: 1 LOB: 1 BB: 1 P: 17	R: 0 E: 0 K: 0 S: 7	H: 0 LOB: 0 BB: 0 P: 13	1B: 8 2B: 0 3B: 0 HR: 1	SF: 0 SAC: 1 DP: 0 HBP: 0	WP: 1 PB: 0 CS: 1	PA: 41
PITCHER	IP WLS BF H R ER SO BB IBB HBP BLK WP HR S P ERA WHIP	IP WLS BF H R ER SO BB IBB HBP BLK WP HR S P ERA WHIP	IP WLS BF H R ER SO BB IBB HBP BLK WP HR S P ERA WHIP	IP WLS BF H R ER SO BB IBB HBP BLK WP HR S P ERA WHIP	IP WLS BF H R ER SO BB IBB HBP BLK WP HR S P ERA WHIP	IP WLS BF H R ER SO BB IBB HBP BLK WP HR S P ERA WHIP	IP WLS BF H R ER SO BB IBB HBP BLK WP HR S P ERA WHIP	IP WLS BF H R ER SO BB IBB HBP BLK WP HR S P ERA WHIP	IP WLS BF H R ER SO BB IBB HBP BLK WP HR S P ERA WHIP	IP WLS BF H R ER SO BB IBB HBP BLK WP HR S P ERA WHIP	IP WLS BF H R ER SO BB IBB HBP BLK WP HR S P ERA WHIP	IP WLS BF H R ER SO BB IBB HBP BLK WP HR S P ERA WHIP	IP WLS BF H R ER SO BB IBB HBP BLK WP HR S P ERA WHIP	IP WLS BF H R ER SO BB IBB HBP BLK WP HR S P ERA WHIP	IP WLS BF H R ER SO BB IBB HBP BLK WP HR S P ERA WHIP	IP WLS BF H R ER SO BB IBB HBP BLK WP HR S P ERA WHIP	IP WLS BF H R ER SO BB IBB HBP BLK WP HR S P ERA WHIP			
19 Scott Olsen, L ERA: 3.77	3.0	L	18	6	4	4	1	3	0	0	0	0	0	1	0	34	57	0.00	0.750	
43 Miguel Batista, R ERA: 4.75	4.0		15	2	0	0	2	1	1	0	0	0	1	0	9	17	9.00	2.000		
22 Drew Storen, R ERA: 3.86	1.0		5	1	1	1	1	1	0	0	0	0	0	0	7	13	0.00	0.000		
45 Doug Slaten, L ERA: 1.69	1.0		3	0	0	0	0	0	0	0	0	0	0	0	7	17	0.00	0.000		

AB 34
R 5
H 9
RBI 5
BB 6
SO 4
LOB 17



Batter	1	2	3	4	5	6	7	8	9	AB	R	H	RBI	BB	SO	LOB	BOTTOM					
22 Willie Harris, L OBP: 0.284, SLG: 0.395	F7		F9			L8				5	1	1	2	0	0	1	Baltimore Orioles @ Washington Nationals Nationals Park, Washington, DC Fri May 21 2010, 7:07 PM - 10:30 PM EDT Att: 27,378 - Partly Cloudy - 81 F					
15 Cristian Guzman, S OBP: 0.357, SLG: 0.429	G3									4	0	1	0	1	1	0						
11 Ryan Zimmerman, R OBP: 0.362, SLG: 0.592	P2									3	1	0	0	2	0	2						
44 Adam Dunn, L OBP: 0.388, SLG: 0.550										2	0	0	0	2	0	1						
16 Josh Willingham, R OBP: 0.415, SLG: 0.461										2	0	0	0	2	0	2						
7 Ivan Rodriguez, R OBP: 0.357, SLG: 0.446										4	0	1	1	0	1	5						
2 Roger Bernadina, L OBP: 0.313, SLG: 0.410										4	0	0	0	0	1	4						
6 Ian Desmond, R OBP: 0.317, SLG: 0.418										4	0	0	0	0	0	1						
19 Scott Olsen, L ERA: 3.77	5.1	W	22	5	1	1	3	5	0	0	0	0	0	0	0	0		13.50	3.000			
37 Matt Albers, R ERA: 5.59	1.1	H	8	2	2	2	1	2	0	0	0	0	0	0	0	0		0.00	0.000			
13 Will Ohman, L ERA:	0.1	H	1	0	0	0	0	0	0	0	0	0	0	0	0	0	0.00	0.000				
26 Cla Meredith, R ERA: 5.14	1.0	H	4	1	0	0	0	0	0	0	0	0	0	0	0	0	0.00	1.000				
55 Alfredo Simon, R ERA: 3.27	1.0	S	4	1	0	0	0	0	0	0	0	0	0	0	0	0	0.00	1.000				
Inning Stats	R: 0 E: 0 K: 0 S: 10	H: 0 LOB: 0 BB: 0 P: 17	R: 0 E: 0 K: 1 S: 10	H: 0 LOB: 1 BB: 1 P: 17	R: 0 E: 0 K: 1 S: 8	H: 0 LOB: 0 BB: 0 P: 16	R: 0 E: 0 K: 0 S: 15	H: 0 LOB: 2 BB: 2 P: 28	R: 0 E: 0 K: 1 S: 10	H: 1 LOB: 1 BB: 0 P: 13	R: 1 E: 0 K: 0 S: 16	H: 0 LOB: 2 BB: 3 P: 32	R: 2 E: 0 K: 1 S: 12	H: 2 LOB: 1 BB: 1 P: 23	R: 0 E: 0 K: 0 S: 10	H: 1 LOB: 1 BB: 0 P: 15	R: 0 E: 0 K: 0 S: 9	H: 1 LOB: 1 BB: 0 P: 13	1B: 3 2B: 1 3B: 0 HR: 1	SF: 0 SAC: 0 DP: 0 HBP: 0	WP: 0 PB: 0 CS: 0	PA: 39
PITCHER	IP WLS BF H R ER SO BB IBB HBP BLK WP HR S P ERA WHIP	IP WLS BF H R ER SO BB IBB HBP BLK WP HR S P ERA WHIP	IP WLS BF H R ER SO BB IBB HBP BLK WP HR S P ERA WHIP	IP WLS BF H R ER SO BB IBB HBP BLK WP HR S P ERA WHIP	IP WLS BF H R ER SO BB IBB HBP BLK WP HR S P ERA WHIP	IP WLS BF H R ER SO BB IBB HBP BLK WP HR S P ERA WHIP	IP WLS BF H R ER SO BB IBB HBP BLK WP HR S P ERA WHIP	IP WLS BF H R ER SO BB IBB HBP BLK WP HR S P ERA WHIP	IP WLS BF H R ER SO BB IBB HBP BLK WP HR S P ERA WHIP	IP WLS BF H R ER SO BB IBB HBP BLK WP HR S P ERA WHIP	IP WLS BF H R ER SO BB IBB HBP BLK WP HR S P ERA WHIP	IP WLS BF H R ER SO BB IBB HBP BLK WP HR S P ERA WHIP	IP WLS BF H R ER SO BB IBB HBP BLK WP HR S P ERA WHIP	IP WLS BF H R ER SO BB IBB HBP BLK WP HR S P ERA WHIP	IP WLS BF H R ER SO BB IBB HBP BLK WP HR S P ERA WHIP	IP WLS BF H R ER SO BB IBB HBP BLK WP HR S P ERA WHIP	IP WLS BF H R ER SO BB IBB HBP BLK WP HR S P ERA WHIP					
29 David Hernandez, R ERA: 5.31	5.1	W	22	5	1	1	3	5	0	0	0	0	0	0	0	0	13.50	3.000				
37 Matt Albers, R ERA: 5.59	1.1	H	8	2	2	2	1	2	0	0	0	0	0	0	0	0	0.00	0.000				
13 Will Ohman, L ERA:	0.1	H	1	0	0	0	0	0	0	0	0	0	0	0	0	0	0.00	0.000				
26 Cla Meredith, R ERA: 5.14	1.0	H	4	1	0	0	0	0	0	0	0	0	0	0	0	0	0.00	1.000				
55 Alfredo Simon, R ERA: 3.27	1.0	S	4	1	0	0	0	0	0	0	0	0	0	0	0	0	0.00	1.000				

AB 32
R 3
H 5
RBI 3
BB 7
SO 4
LOB 16



Batter	1	2	3	4	5	6	7	8	9	AB	R	H	RBI	BB	SO	LOB	TOP										
1 Nyer Morgan, L OBP: 0.318, SLG: 0.343										4	0	0	0	0	1	0	Washington Nationals @ San Diego Padres PETCO Park, San Diego, CA Sat May 29 2010, 8:39 PM - 10:53 PM EDT Att: 25,956 - Clear - 71 F										
15 Cristian Guzman, S OBP: 0.349, SLG: 0.405										4	0	1	0	0	2	0											
11 Ryan Zimmerman, R OBP: 0.373, SLG: 0.537										3	0	1	0	1	0	1											
44 Adam Dunn, L OBP: 0.373, SLG: 0.544										4	1	1	0	0	2	2											
16 Josh Willingham, R OBP: 0.433, SLG: 0.540										3	1	0	0	1	1	0											
20 Adam Kennedy, L OBP: 0.336, SLG: 0.363										4	0	1	1	0	1	0											
2 Roger Bernadina, L OBP: 0.302, SLG: 0.430										4	0	1	0	0	3	2											
23 Wil Nieves, R OBP: 0.239, SLG: 0.294										2	0	0	1	1	0	1											
51 J.D. Martin, R 12 Alberto Gonzalez, R 43 Miguel Batista, R										2	0	0	0	0	2	3											
Inning Stats	R: 0 E: 0 K: 1 S: 12	H: 0 LOB: 0 BB: 0 P: 17	R: 2 E: 0 K: 2 S: 12	H: 2 LOB: 1 BB: 1 P: 20	R: 0 E: 0 K: 1 S: 9	H: 0 LOB: 1 BB: 1 P: 17	R: 0 E: 0 K: 2 S: 11	H: 1 LOB: 2 BB: 1 P: 20	R: 0 E: 0 K: 0 S: 7	H: 0 LOB: 0 BB: 0 P: 11	R: 0 E: 0 K: 2 S: 8	H: 0 LOB: 0 BB: 0 P: 9	R: 0 E: 0 K: 1 S: 7	H: 0 LOB: 0 BB: 0 P: 10	R: 0 E: 0 K: 2 S: 12	H: 1 LOB: 1 BB: 0 P: 17	R: 0 E: 0 K: 1 S: 12	H: 0 LOB: 0 BB: 0 P: 20	1B: 4 2B: 1 3B: 0 HR: 0	SF: 0 SAC: 0 DP: 1 HBP: 0	WP: 0 PB: 0 SB: 0 CS: 0	PA: 34					
PITCHER	IP	WLS	BF	H	R	ER	SO	BB	IBB	HBP	BLK	WP	HR	S	P	ERA	WHIP										
38 Mat Latos, R ERA: 3.08	6.0	W	24	4	2	2	8	2	1	0	0	0	0	59	94	3.00	1.000										
57 Luke Gregerson, R ERA: 1.75	1.0	H	3	0	0	0	1	0	0	0	0	0	0	7	10	0.00	0.000										
37 Mike Adams, R ERA: 3.22	1.0	H	4	1	0	0	2	0	0	0	0	0	0	12	17	0.00	1.000										
21 Heath Bell, R ERA: 1.23	1.0	S	3	0	0	0	1	0	0	0	0	0	0	12	20	0.00	0.000										

Batter	1	2	3	4	5	6	7	8	9	AB	R	H	RBI	BB	SO	LOB	BOTTOM										
25 Will Venable, L OBP: 0.308, SLG: 0.395										4	0	0	0	0	3	1	Washington Nationals @ San Diego Padres PETCO Park, San Diego, CA Sat May 29 2010, 8:39 PM - 10:53 PM EDT Att: 25,956 - Clear - 71 F										
22 David Eckstein, R OBP: 0.350, SLG: 0.381										4	0	0	0	0	0	0											
23 Adrián González, L OBP: 0.376, SLG: 0.455										4	1	0	0	0	1	0											
7 Chase Headley, S OBP: 0.315, SLG: 0.352										3	1	1	0	0	1	0											
4 Nick Hundley, R OBP: 0.356, SLG: 0.440										3	2	2	3	0	0	0											
15 Jerry Hairston, R OBP: 0.278, SLG: 0.318										3	0	0	0	0	1	1											
13 Chris Denorfia, R OBP: 0.324, SLG: 0.343										3	0	0	1	0	1	0											
18 Tony Gwynn Jr., L OBP: 0.299, SLG: 0.265										2	0	1	0	1	0	0											
38 Mat Latos, R OBP: 0.235, SLG: 0.353										2	0	0	0	0	0	1											
57 Luke Gregerson, L 14 Oscar Salazar, R 37 Mike Adams, R 21 Heath Bell, R										0	0	0	0	0	0	0											
Inning Stats	R: 3 E: 1 K: 1 S: 18	H: 2 LOB: 0 BB: 0 P: 27	R: 0 E: 0 K: 1 S: 12	H: 1 LOB: 1 BB: 0 P: 17	R: 0 E: 0 K: 0 S: 6	H: 0 LOB: 0 BB: 0 P: 6	R: 1 E: 0 K: 0 S: 5	H: 1 LOB: 0 BB: 0 P: 8	R: 0 E: 0 K: 1 S: 11	H: 0 LOB: 0 BB: 0 P: 16	R: 0 E: 0 K: 2 S: 8	H: 0 LOB: 0 BB: 0 P: 14	R: 0 E: 0 K: 3 S: 13	H: 0 LOB: 1 BB: 1 P: 22	R: 0 E: 0 K: 0 S: 6	H: 0 LOB: 0 BB: 0 P: 10	1B: 1 2B: 0 3B: 2 HR: 1	SF: 0 SAC: 0 DP: 0 HBP: 0	WP: 0 PB: 0 SB: 0 CS: 0	PA: 30							
PITCHER	IP	WLS	BF	H	R	ER	SO	BB	IBB	HBP	BLK	WP	HR	S	P	ERA	WHIP										
51 J.D. Martin, R ERA: 1.5	6.0	L	23	4	4	1	5	0	0	0	0	0	0	60	88	1.50	0.667										
43 Miguel Batista, R ERA: 4.31	2.0		7	0	0	0	3	1	0	0	0	0	0	19	32	0.00	0.500										

AB	31
R	2
H	5
RBI	2
BB	3
SO	12
LOB	9



AB	29
R	4
H	4
RBI	4
BB	1
SO	8
LOB	4



Batter	1	2	3	4	5	6	7	8	9	10	11	AB	R	H	RBI	BB	SO	LOB	TOP			
1 Nyer Morgan, L OBP: 0.316, SLG: 0.339 17 Sean Burnett, L (10.1)	(1.8) C SI 90 1-2 B SI 90 F SI 89 X SL 88		(3-2) B SI 80 B SI 87 B SI 90 C SI 88 X SL 89			(1) X SI 86 0-0		(2) 1 SAFE B SI 90 C FF 92 B SI 84 C SL 84 C SL 88		(3) B FF 91 2-3 C SI 90 B SI 84 C SL 84			5	0	1	0	0	2	1			
12 Alberto Gonzalez, R OBP: 0.383, SLG: 0.395																						
20 Adam Kennedy, L OBP: 0.311, SLG: 0.352 55 Matt Capps, R (11.1)	(1.4) 1 SAFE B SI 91 C SI 90 1 SAFE X SI 91		(2) C SI 90 0-1 X CU 76			(2) B SI 84 2-1 B SI 87 C SI 85			(2) B FF 95 4-2 B SI 93 B SI 93 C SI 85 B SI 89		(3) B SI 91 2-2 C SI 91 F SI 84 X SL 85		4	0	0	0	1	0	1			
11 Ryan Zimmerman, R OBP: 0.374, SLG: 0.571	(1.5) C SI 91 1-2 F FF 88 B SI 91 B SI 87 X FF 91		(3) C SL 83 2-1 B SI 92 B SI 87 X SI 91			(3) C SI 89 0-1 X CH 80		(3) B SI 87 2-3 B SI 87 C SI 87 X FF 84		(2) B FF 92 2-3 F SI 92 C FF 92		5	2	2	2	0	2	2				
44 Adam Dunn, L OBP: 0.379, SLG: 0.546	(1.3) X SI 92 0-0																					
16 Josh Willingham, R OBP: 0.429, SLG: 0.529	(1.7) B SI 90 4-2 C FF 90 B SI 91 B SI 90		(1) C SI 89 2-3 B SI 83 C SI 83 C SI 89			(1) B SI 84 1-0 X SI 88			(1) C FF 93 2-3 B SI 94 C FF 93 C FF 94			3	0	0	0	1	2	2				
6 Ian Desmond, R OBP: 0.304, SLG: 0.410	(1.6) F FF 91 3-3 B SI 92 B SI 86 D SI 85 S SI 85		(2) X SL 83 0-0			(2) C SI 83 2-3 B SI 84 B SI 84 S SI 89			(2) D CU 84 2-1 F SI 94 B SI 93			4	0	0	0	0	2	4				
2 Roger Bernadina, L OBP: 0.289, SLG: 0.410 (10.8)		(3-2) C SI 88 B SI 89 B SI 90 X SL 85		(3) 1 SAFE B SI 89 1 SAFE F SI 90 B SI 91 B SI 91		(1) B CH 78 1-0 X SI 86			(3) B FF 92 1-0 X FF 93			4	0	0	0	0	1	1				
23 Wil Nieves, R OBP: 0.227, SLG: 0.278 (1.2)			(2) C FF 90 0-1 X SL 85			(2) C FF 86 1-1 X SL 81			(1) B SI 88 2-2 C FF 92 C FF 92 X SL 89			4	0	0	0	0	0	0				
61 Livan Hernandez, R (7.1) 45 Doug Slaten, L (7.1) 22 Drew Storen, R (8.7) 36 Tyler Clippard, R (8.1) 15 Cristian Guzman, S (10.9)			(3) C SI 90 0-1 X SL 85			(3) C SI 85 0-1 X SI 86				(2) C SI 91 0-1 X CH 79		2	0	0	0	0	0	0				
Inning Stats	R: 1 E: 0 K: 1 S: 16	H: 3 LOB: 2 BB: 1 P: 26	R: 0 E: 0 K: 0 S: 7	H: 0 LOB: 0 BB: 0 P: 10	R: 0 E: 0 K: 0 S: 7	H: 0 LOB: 0 BB: 0 P: 12	R: 0 E: 0 K: 1 S: 9	H: 1 LOB: 0 BB: 0 P: 15	R: 0 E: 0 K: 0 S: 5	H: 0 LOB: 0 BB: 0 P: 7	R: 1 E: 0 K: 0 S: 8	H: 1 LOB: 0 BB: 0 P: 13	R: 0 E: 0 K: 2 S: 12	H: 1 LOB: 2 BB: 1 P: 22	R: 0 E: 0 K: 1 S: 8	H: 1 LOB: 1 BB: 0 P: 16	R: 0 E: 0 K: 2 S: 7	H: 0 LOB: 0 BB: 0 P: 15	1B: 5 2B: 0 3B: 0 HR: 2	SF: 0 SAC: 0 DP: 1 HBP: 0	WP: 0 PB: 1 SB: 0 CS: 1	PA: 41
PITCHER	IP WLS BF H R ER SO BB IBB HBP BLK WP HR S P ERA WHIP																					
27 Jon Garland, R ERA: 2.15	(1.1)	(8.1)	(9.1)	(10.1)																		
37 Mike Adams, R ERA: 3.09																						
21 Heath Bell, R ERA: 1.17																						
57 Luke Gregerson, R ERA: 1.63																						

Washington Nationals @ San Diego Padres
 PETCO Park, San Diego, CA
 Sun May 30 2010, 4:09 PM - 7:45 PM EDT
 Att: 28,591 - Sunny - 71 F

livebaseballscores.com

AB 38
 R 2
 H 7
 RBI 2
 BB 2
 SO 10
 LOB 11




Batter	1	2	3	4	5	6	7	8	9	10	11	AB	R	H	RBI	BB	SO	LOB	BOTTOM					
25 Will Venable, L OBP: 0.307, SLG: 0.391 22 David Eckstein, R (10, PH) OBP: 0.348, SLG: 0.379 (11.4)	(1.9) C FF 83 0-2 F SI 84 X SI 86		(2) C SI 85 2-2 B CH 81 F SI 85 X FF 86			(1) B SI 79 2-3 C FF 91 B SI 79 B SI 91 3 SAFE S SI 91		(2) B SI 84 4-2 B SI 84 C SI 86 B SI 86 X SI 86			(1) B SI 90 1-1 X SI 90		4	0	1	0	0	1	2					
15 Jerry Hairston, R OBP: 0.269, SLG: 0.329 (11.9)	(1.6) B SI 84 1-1 C SI 85 X SI 86		(3) X FF 86 0-0			(2) 1 SAFE F SI 85 F SI 82 X CH 80				(3) B SI 89 3-1 C SI 89 B SI 89 X SI 91		4	0	2	0	1	0	1						
23 Adrián González, L OBP: 0.377, SLG: 0.450 (1.3)	(1.3) C SI 84 1-3 B SI 84 1 SAFE C SI 86					(3) S SI 86 3-3 1 SAFE F SI 85 B SI 85 X SI 85				(3) B SI 94 3-2 1 SAFE F SI 94 B SI 96 X SI 96		4	1	1	0	1	2	5						
7 Chase Headley, S OBP: 0.312, SLG: 0.348 (1.5)	(1.5) 1 SAFE C FF 84 2-2 F SI 84 X CH 78					(1) B SI 83 1-0 X SI 84				(2) B SI 89 2-3 F SI 89 B SI 91 F SI 92		5	0	1	0	0	1	4						
16 Matt Stairs, L OBP: 0.271, SLG: 0.333 13 Chris Denorfia, R OBP: 0.333, SLG: 0.333 (7.7)	(1.7) B FF 84 3-3 C SI 83 B SI 84 B SI 84 C SI 86 X SL 79					(1) B SI 84 0-0				(3) B SI 89 2-1 F SI 91 X SI 90		3	1	1	0	0	2	1						
8 Yovani Torrealba, R OBP: 0.362, SLG: 0.383 (1.2)	(1.2) B SI 86 1-2 C SI 85 X CU 87					(2) B SI 86 2-2 C SI 87 B SI 87 X SL 82				(3) C SI 88 2-2 B SI 89 F SI 89 B SI 90 X SI 90		5	0	1	1	0	1	3						
18 Tony Gwynn Jr., L OBP: 0.303, SLG: 0.270 (1.8)	(1.8) C SI 84 1-1 B SI 85 X SI 85					(3) X CH 79 0-0				(1) B FF 93 3-2 B FF 92 C FF 94 C FF 93 X		5	0	2	1	0	0	1						
2 Lance Zawadzki, L OBP: 0.333, SLG: 0.267 (11.6)	(1.4) B SI 86 1-0 X SI 84					(3) F SI 86 2-2 B FF 88 B SI 88 X CH 80				(2) C FF 95 0-3 C FF 93 S FF 93		4	1	1	0	0	1	2						
27 Jon Garland, R ERA: 2.15 3 Luis Durazo, S ERA: 1.59 37 Mike Adams, R ERA: 3.09 21 Heath Bell, R ERA: 1.17 14 Oscar Salazar, R ERA: 3.00 57 Luke Gregerson, L ERA: 1.63 4 Nick Hundley, R ERA: 0.902, SLG: 0.446 (11.7)			(1) C SI 85 2-1 B SI 85 X SI 85			(1) F FF 84 1-1 B SI 85 X SI 81				(3) C FF 92 3-3 C FF 93 B SI 82 C SI 81		2	0	0	0	0	0	0						
Inning Stats	R: 0 E: 0 K: 1 S: 13	H: 1 LOB: 1 BB: 0 P: 17	R: 0 E: 0 K: 1 S: 9	H: 1 LOB: 1 BB: 0 P: 15	R: 0 E: 0 K: 0 S: 6	H: 0 LOB: 0 BB: 0 P: 10	R: 2 E: 0 K: 0 S: 13	H: 3 LOB: 1 BB: 0 P: 21	R: 0 E: 0 K: 1 S: 10	H: 1 LOB: 1 BB: 0 P: 16	R: 0 E: 1 K: 1 S: 11	H: 1 LOB: 3 BB: 1 P: 20	R: 0 E: 0 K: 1 S: 8	H: 0 LOB: 0 BB: 0 P: 14	R: 0 E: 0 K: 2 S: 9	H: 0 LOB: 0 BB: 0 P: 15	R: 0 E: 0 K: 1 S: 10	H: 1 LOB: 2 BB: 1 P: 22	R: 1 E: 1 K: 0 S: 12	H: 2 LOB: 1 BB: 0 P: 19	1B: 10 2B: 2 3B: 0 HR: 0	SF: 0 SAC: 2 DP: 2 HBP: 0	WP: 0 PB: 0 SB: 0 CS: 1	PA: 45
PITCHER	IP WLS BF H R ER SO BB IBB HBP BLK WP HR S P ERA WHIP																							
61 Livan Hernandez, R ERA: 2.15	(1.1)	(7.1)	(7.1)	(8.1)	(8.1)	(10.1)																		
45 Doug Slaten, L ERA: 1.13																								
22 Drew Storen, R ERA: 1.59																								
36 Tyler Clippard, R ERA: 1.82																								
17 Sean Burnett, L ERA: 3.31																								


Washington Nationals @ San Diego Padres
 PETCO Park, San Diego, CA
 Sun May 30 2010, 4:09 PM - 7:45 PM EDT
 Att: 28,591 - Sunny - 71 F

livebaseballscores.com

AB 40
 R 3
 H 11
 RBI 3
 BB 3
 SO 9
 LOB 21



Batter	1	2	3	4	5	6	7	8	9	AB R H RBI BB SO LOB	TOP									
1 Nyer Morgan, L (1,8) OBP: 0.330, SLG: 0.350	0-2 C FF 90 C CU 74 X CU 74		3-2 B SI 88 F FF 90 C CH 84 B CU 77 F CH 85 B FF 92 X SI 90			2-2 C SI 88 C CU 74 B FF 90 B CH 84 X CU 74		0-3 C SL 80 S SI 83		2-3 B SL 87 C SI 88 S SI 89 B SI 89	5 1 2 0 0 2 0	<p>Washington Nationals @ Houston Astros Minute Maid Park, Houston, TX Wed Jun 02 2010, 7:07 PM - 9:53 PM CDT Att: 26,736 - Roof Closed - 73 F</p> <p>AB 33 R 1 H 7 RBI 1 BB 3 SO 13 LOB 17</p> 								
15 Cristian Guzman, S (1,4) OBP: 0.341, SLG: 0.397 39 Tyler Walker, R (7,1) 12 Alberto Gonzalez, R (9,PH) OBP: 0.360, SLG: 0.370	1-3 C CU 78 S CH 85 B FF 90 1 SAFE S CU 76		2-1 F CH 84 B CU 76 X CH 85		1-0 1 SAFE B CH 82 X SI 88		2-2 B SI 91 C FF 85 B SI 91 C SL 84 X FF 91		0-0 X SI 89	4 0 0 0 0 1 2 0 0 0 0 0 0 0 1 0 0 0 0 0 0										
44 Adam Dunn, L (1,3) OBP: 0.388, SLG: 0.548	2-2 F SI 89 B CU 76 B CH 85 X SI 91		1-3 F SI 90 B CU 76 F CH 85 X SI 90		3-2 C CH 84 B FF 89 B CH 85 1 SAFE F SI 89 B CH 84 X SI 90		2-2 C SL 86 B FF 85 B FF 85 B FF 85 F SL 80 X SL 84			4 0 3 1 0 1 0										
11 Ryan Zimmerman, R (1,5) OBP: 0.399, SLG: 0.591	4-1 B CH 84 B SI 91 B CU 75 B CH 84				3-3 C FF 90 C CU 76 B FF 90 B SI 86 S CU 78		4-1 B CH 83 B CU 78 B CH 85 B SI 89			2 0 0 0 2 1 1										
16 Josh Willingham, R (1,7) OBP: 0.427, SLG: 0.512	0-0 X SI 91				3-2 C FF 91 B FF 90 B FF 90 H CU 76		3-3 C SI 91 D CU 78 B CH 85 S CH 85 S FF 91		2-1 C FF 89 B FF 89 X FF 88	2 0 0 0 0 0 2										
6 Ian Desmond, R (1,6) OBP: 0.302, SLG: 0.406	1-3 S CU 76 B CU 77 F CU 76 C FF 89				1-2 F CH 86 F CU 75 1 SAFE S SI 90 X CU 76		3-2 B CH 86 D CH 86 F SI 90 B SI 90 F SI 90 X SI 90		3-2 C FF 86 S SL 78 B SI 82 B SI 81 B SI 81 X FF 88	4 0 1 0 0 1 5										
38 Michael Morse, R (1,9) OBP: 0.364, SLG: 0.263		2-3 C FF 88 F CU 76 B FF 90 F CU 76 S FF 89			4-2 B CH 85 S CU 76 C CU 76 B CU 78 B CU 77		1-1 C SI 90 B SI 91 X SI 92		0-0 X FF 90	3 0 1 0 1 1 0										
23 Wil Nieves, R (1,2) OBP: 0.232, SLG: 0.291		2-2 B FF 90 B CU 75 S CH 86 X CU 76			1-3 C CU 77 B FF 88 C FF 91		1-3 C SL 86 B SI 92 F SI 94 S FS 86		1-0 D SL 80 X FF 88	4 0 0 0 0 2 4										
31 John Lannan, L (1,1) OBP: 0.045, SLG: 0.045 20 Adam Kennedy, L (7,4) OBP: 0.327, SLG: 0.346		2-3 B FF 89 C FF 89 S CU 74			0-3 C CU 76 S CU 74		1-3 F SI 84 C SI 84 B SI 93		1-3 B SI 86 B SI 86 B SI 86	3 0 0 0 0 3 3 1 0 0 0 0 1 0										
Inning Stats	R: 1 E: 0 K: 2 S: 16	H: 2 LOB: 1 BB: 1 P: 24	R: 0 E: 0 K: 2 S: 10	H: 0 LOB: 0 BB: 0 P: 16	R: 0 E: 0 K: 1 S: 10	H: 0 LOB: 0 BB: 0 P: 16	R: 0 E: 0 K: 3 S: 16	H: 1 LOB: 3 BB: 1 P: 28	R: 0 E: 0 K: 0 S: 15	H: 0 LOB: 0 BB: 0 P: 12	R: 0 E: 0 K: 1 S: 12	H: 1 LOB: 0 BB: 0 P: 18	R: 0 E: 0 K: 0 S: 7	H: 1 LOB: 1 BB: 0 P: 13	R: 0 E: 0 K: 2 S: 7	H: 0 LOB: 0 BB: 0 P: 10	1B: 5 2B: 2 HR: 0	SF: 0 SAC: 0 DP: 0 HBP: 1	WP: 1 PB: 0 SB: 1 CS: 1	PA: 38
PITCHER	IP WLS BF H R ER SO BB IBB HBP BLK WP HR S P ERA WHIP											IP WLS BF H R ER SO BB IBB HBP BLK WP HR S P ERA WHIP								
51 Wandy Rodriguez, L (1,1) ERA: 5.07	5.0 W 24 5 1 1 8 3 0 1 0 1 0 67 115 1.80 1.600																			
59 Wilton Lopez, R (6,1) ERA: 3.66	1.0 H 3 0 0 0 2 0 0 0 0 0 0 9 12 0.00 0.000																			
48 Tim Lincecum, L (7,1) ERA: 6.39	0.2 H 3 1 0 0 1 0 0 0 0 0 0 10 14 0.00 1.500																			
41 Casey Daigle, R (7,1) ERA: 1.69	1.1 H 5 1 0 0 0 0 0 0 0 0 0 9 17 0.00 0.750																			
73 Gustavo Chacin, L (9,1) ERA: 1.69	1.0 3 0 0 0 2 0 0 0 0 0 0 7 10 0.00 0.000																			


Batter	1	2	3	4	5	6	7	8	9	AB R H RBI BB SO LOB	BOTTOM									
21 Michael Bourn, L (1,8) OBP: 0.397, SLG: 0.335	0-0 X FF 89		1-2 B SI 88 C FF 90 X FF 90			2-2 B FF 88 B FF 88 C FF 87 X CU 75		0-2 L SI 87 B SI 85 X SI 89		4 1 1 0 0 0 0	<p>Washington Nationals @ Houston Astros Minute Maid Park, Houston, TX Wed Jun 02 2010, 7:07 PM - 9:53 PM CDT Att: 26,736 - Roof Closed - 73 F</p> <p>AB 34 R 5 H 9 RBI 4 BB 2 SO 4 LOB 19</p> 									
8 Jeff Keppinger, R (1,4) OBP: 0.354, SLG: 0.394	4-1 B SI 90 C SI 89 B SI 91 B SI 90 B SI 90		1-1 1 SAFE F SI 89 X SI 89			1-1 C CH 82 B FF 89 X CH 83		0-1 C CU 73 X CH 81		3 1 1 0 1 0 1										
17 Lance Berkman, S (1,3) OBP: 0.362, SLG: 0.409	0-0 X SI 89		2-1 B CU 73 C SI 90 B SI 89			0-1 C SI 88 X CU 75		1-1 C SI 89 B SI 89 X CH 84		4 1 1 0 0 0 2										
45 Carlos Lee, R (1,7) OBP: 0.244, SLG: 0.345	0-1 C SI 90 X SI 90		0-0 X SI 91			4-2 B FF 88 B CH 84 B SI 88 F CH 83 B CU 74		0-2 C CH 85 F FF 84 X FC 93		3 1 1 2 1 0 4										
9 Hunter Pence, R (1,9) OBP: 0.309, SLG: 0.462	2-2 C FF 89 B FF 90 F FF 90 X SI 90		1-2 F CH 82 B FF 90 F SL 79 X SI 89			2-1 F CU 73 B CH 84 1 SAFE C CH 82		0-0 X SI 84		4 1 1 2 0 0 1										
77 Pedro Feliz, R (1,5) OBP: 0.250, SLG: 0.299	2-1 B SI 89 C SI 90 X SI 89				1-0 B CH 83 X SI 88		2-0 B CU 73 1 SAFE D CH 82 X CH 83		0-2 C SL 84 C SL 84 X SL 84	4 0 2 0 0 0 1										
12 Tommy Manzella, R (1,6) OBP: 0.267, SLG: 0.257	0-1 F SI 90 X SI 90				1-0 B FF 86 X FF 89		2-2 F FF 89 D CU 76 B FF 89 B FF 89 F CH 84 X SI 88		0-3 C FF 82 S SL 83 S SL 83	4 0 1 0 0 1 1										
55 Humberto Quintero, R (1,2) OBP: 0.269, SLG: 0.301	0-1 F SI 89 X SI 89				1-1 C CH 82 X FF 89		0-0 X CU 74		0-3 F SL 83 S FF 84	4 0 1 0 0 1 4										
51 Wandy Rodriguez, S (1,1) OBP: 0.238, SLG: 0.250 59 Wilton Lopez, R (6,1) 4 Jason Michaels, R (6,PH) 48 Tim Lincecum, L (7,1) 41 Casey Daigle, R (7,1) 18 Cory Sullivan, L (6,PH) 73 Gustavo Chacin, L (9,1) OBP: 1.000, SLG: 0.406	1-3 B SI 88 S SI 89 S CU 74		1-3 C FF 88 S CU 73		0-3 C FF 88 S CU 73		3-3 B CH 84 B SI 89 C CH 82 F SI 90 F CH 84 X CH 82		2-2 B FC 91 B SI 89 C SI 84 X SI 91	2 0 0 0 0 2 3 0 0 0 0 0 0 0 1 0 0 0 0 0 2 0 0 0 0 0 0 0 0 0 0 0 0 0 0 1 0 0 0 0 0 0 0 0 0 0 0 0 0										
Inning Stats	R: 0 E: 0 K: 0 S: 5	H: 1 LOB: 1 BB: 0 P: 9	R: 0 E: 0 K: 1 S: 12	H: 2 LOB: 2 BB: 0 P: 17	R: 2 E: 0 K: 0 S: 12	H: 2 LOB: 0 BB: 0 P: 17	R: 0 E: 0 K: 1 S: 7	H: 1 LOB: 1 BB: 0 P: 10	R: 0 E: 0 K: 0 S: 7	H: 0 LOB: 0 BB: 0 P: 10	R: 1 E: 1 K: 0 S: 16	H: 1 LOB: 2 BB: 1 P: 28	R: 2 E: 1 K: 0 S: 16	H: 2 LOB: 1 BB: 0 P: 17	R: 0 E: 0 K: 2 S: 7	H: 0 LOB: 0 BB: 0 P: 9	1B: 7 2B: 0 3B: 1 HR: 1	SF: 0 SAC: 0 DP: 1 HBP: 0	WP: 0 PB: 0 SB: 0 CS: 0	PA: 36
PITCHER	IP WLS BF H R ER SO BB IBB HBP BLK WP HR S P ERA WHIP											IP WLS BF H R ER SO BB IBB HBP BLK WP HR S P ERA WHIP								
31 John Lannan, L (1,1) ERA: 4.79	6.1 L 30 8 5 2 2 2 0 0 0 0 0 66 99 2.84 1.579																			
39 Tyler Walker, R (7,1) ERA: 3.81	1.2 6 1 0 0 2 0 0 0 0 0 0 16 18 0.00 0.600																			

Batter	1	2	3	4	5	6	7	8	9	AB	R	H	RBI	BB	SO	LOB	TOP										
22 Andrew McCutchen, R (1.8) OBP: 0.370, SLG: 0.479	L6		G5-3			K		F9		4	0	0	0	0	1	1											
18 Neil Walker, S (1.4) OBP: 0.370, SLG: 0.520	G3					K				4	1	1	0	0	2	0											
85 Lastings Milledge, R (1.7) OBP: 0.320, SLG: 0.322	K					K2-3				4	0	1	0	0	2	0											
46 Garrett Jones, L (1.3) OBP: 0.333, SLG: 0.427										4	0	0	0	0	2	2											
24 Delwyn Young, S (1.9) OBP: 0.275, SLG: 0.448										3	1	1	2	0	2	0											
15 Andy LaRoche, R (1.5) OBP: 0.309, SLG: 0.338										3	0	1	0	0	1	0											
5 Ronny Cedeno, R (1.6) OBP: 0.286, SLG: 0.349										3	0	1	0	0	2	1											
35 Jason Jaramillo, S (1.2) OBP: 0.245, SLG: 0.273										3	0	0	0	0	2	1											
27 Jeff Karstens, R (1.1) OBP: 0.250, SLG: 0.182										2	0	0	0	0	2	0											
47 Evan Meek, R (6.1)										0	0	0	0	0	0	0											
19 Ryan Church, L (8. PH) OBP: 0.245, SLG: 0.340										1	0	0	0	0	1	1											
48 Javier López, L (8.1)										0	0	0	0	0	0	0											
Inning Stats	R: 0 E: 0 K: 1 S: 6	H: 0 LOB: 0 BB: 0 P: 11	R: 0 E: 0 K: 3 S: 12	H: 1 LOB: 1 BB: 0 P: 19	R: 0 E: 0 K: 2 S: 7	H: 0 LOB: 0 BB: 0 P: 10	R: 2 E: 0 K: 0 S: 9	H: 3 LOB: 0 BB: 0 P: 16	R: 0 E: 0 K: 2 S: 11	H: 0 LOB: 0 BB: 0 P: 14	R: 0 E: 0 K: 3 S: 9	H: 0 LOB: 0 BB: 0 P: 11	R: 0 E: 0 K: 3 S: 11	H: 1 LOB: 1 BB: 0 P: 16	R: 0 E: 0 K: 1 S: 7	H: 0 LOB: 0 BB: 0 P: 10	1B: 4 2B: 0 3B: 0 HR: 1	SF: 0 SAC: 0 DP: 1 HBP: 0	WP: 0 PB: 0 SB: 1 CS: 0	PA: 31							
PITCHER	IP	WLS	BF	H	R	ER	SO	BB	IBB	HBP	BLK	WP	HR	S	P	ERA	WHIP										
37 Stephen Strasburg, R (1.1) ERA: 2.57	7.0	W	24	4	2	2	14	0	0	0	0	0	1	65	94	2.57	0.571										
36 Tyler Clippard, R (8.1) ERA: 1.62	1.0	H	4	1	0	0	2	0	0	0	0	0	0	11	16	0.00	1.000										
55 Matt Capps, R (9.1) ERA: 3.49	1.0	S	3	0	0	0	1	0	0	0	0	0	0	7	10	0.00	0.000										

Pittsburgh Pirates @ Washington Nationals
 Nationals Park, Washington, DC
 Tue Jun 08 2010, 7:06 PM - 9:25 PM EDT
 Att: 40,315 - Partly Cloudy - 75 F

livebaseballscorecards.com

AB	31
R	2
H	5
RBI	2
BB	0
SO	17
LOB	6




Batter	1	2	3	4	5	6	7	8	9	AB	R	H	RBI	BB	SO	LOB	BOTTOM										
15 Cristian Guzman, S (1.4) OBP: 0.337, SLG: 0.393	G5-3		F8					G6-3		4	0	1	0	0	0	0											
1 Nyjer Morgan, L (1.8) OBP: 0.325, SLG: 0.348	G6-3									4	0	1	0	0	0	1											
11 Ryan Zimmerman, R (1.5) OBP: 0.414, SLG: 0.599										4	3	3	1	0	0	1											
44 Adam Dunn, L (1.3) OBP: 0.378, SLG: 0.541										4	1	3	2	0	0	0											
20 Adam Kennedy, L (8. PR) OBP: 0.321, SLG: 0.339										0	0	0	0	0	0	0											
16 Josh Willingham, R (1.7) OBP: 0.427, SLG: 0.511										3	1	1	1	1	0	1											
7 Ivan Rodriguez, R (1.2) OBP: 0.396, SLG: 0.449										4	0	2	0	0	0	2											
2 Roger Bernadina, L (1.9) OBP: 0.313, SLG: 0.385										4	0	0	0	0	0	5											
6 Ian Desmond, R (1.6) OBP: 0.307, SLG: 0.406										3	0	0	0	0	0	1											
37 Stephen Strasburg, R (1.1) ERA: 4.81	5.0	L	23	9	4	4	0	0	0	0	0	0	0	0	0	0											
47 Evan Meek, R (8.1) ERA: 0.79	2.0		6	0	0	0	1	0	0	0	0	0	0	18	22	0.00	0.000										
48 Javier López, L (8.1) ERA: 1.96	1.0		5	2	1	1	0	1	0	0	0	0	0	6	10	9.00	3.000										
Inning Stats	R: 1 E: 0 K: 0 S: 8	H: 1 LOB: 0 BB: 0 P: 8	R: 0 E: 0 K: 0 S: 10	H: 1 LOB: 1 BB: 0 P: 15	R: 0 E: 0 K: 0 S: 9	H: 1 LOB: 1 BB: 0 P: 14	R: 0 E: 0 K: 0 S: 6	H: 2 LOB: 1 BB: 0 P: 9	R: 0 E: 0 K: 0 S: 10	H: 1 LOB: 1 BB: 0 P: 12	R: 3 E: 0 K: 0 S: 18	H: 3 LOB: 0 BB: 0 P: 25	R: 0 E: 0 K: 1 S: 9	H: 0 LOB: 0 BB: 0 P: 11	R: 1 E: 0 K: 0 S: 6	H: 2 LOB: 2 BB: 1 P: 10	1B: 6 2B: 3 3B: 0 HR: 3	SF: 0 SAC: 0 DP: 2 HBP: 0	WP: 0 PB: 0 SB: 0 CS: 0	PA: 34							
PITCHER	IP	WLS	BF	H	R	ER	SO	BB	IBB	HBP	BLK	WP	HR	S	P	ERA	WHIP										
27 Jeff Karstens, R (1.1) ERA: 4.81	5.0	L	23	9	4	4	0	0	0	0	0	0	0	0	0	0	0										
47 Evan Meek, R (8.1) ERA: 0.79	2.0		6	0	0	0	1	0	0	0	0	0	0	18	22	0.00	0.000										
48 Javier López, L (8.1) ERA: 1.96	1.0		5	2	1	1	0	1	0	0	0	0	0	6	10	9.00	3.000										

Pittsburgh Pirates @ Washington Nationals
 Nationals Park, Washington, DC
 Tue Jun 08 2010, 7:06 PM - 9:25 PM EDT
 Att: 40,315 - Partly Cloudy - 75 F

livebaseballscorecards.com

AB	33
R	5
H	11
RBI	4
BB	1
SO	1
LOB	11



Batter	1	2	3	4	5	6	7	8	9	AB	R	H	RBI	BB	SO	LOB	TOP						
31 Jose Tabata, R OBP: 0.600, SLG: 0.500 53 Brendan Donnelly, R (8, 1)										4	1	2	0	1	0	1	Pittsburgh Pirates @ Washington Nationals Nationals Park, Washington, DC Wed Jun 09 2010, 7:06 PM - 10:01 PM EDT Att: 18,876 - Cloudy - 74 F						
18 Neil Walker, S OBP: 0.373, SLG: 0.509										5	0	2	1	0	0	2							
22 Andrew McCutchen, R OBP: 0.371, SLG: 0.471										4	1	0	0	1	1	3							
46 Garrett Jones, L OBP: 0.339, SLG: 0.433										4	1	2	0	1	1	3							
15 Andy LaRoche, R OBP: 0.306, SLG: 0.329										4	0	0	1	1	0	4							
85 Lastings Milledge, R OBP: 0.337, SLG: 0.335										5	2	3	1	0	0	4							
5 Ronny Cedeno, R OBP: 0.286, SLG: 0.347										4	0	1	1	0	0	2							
35 Jason Jaramillo, S OBP: 0.245, SLG: 0.255										3	0	0	0	1	0	2							
32 Brad Lincoln, L OBP: 0.667, SLG: 0.667 77 D.J. Carrasco, R (7, 1)										3	0	2	1	0	0	2							
3 Akinori Iwamura, L OBP: 0.286, SLG: 0.263 19 Ryan Church, L OBP: 0.245, SLG: 0.340										0	0	0	0	0	0	0		P					
										0	0	0	0	0	0	0							
Inning Stats	R: 0 E: 0 K: 1 S: 10	H: 2 LOB: 3 P: 19	R: 0 E: 0 K: 0 S: 9	H: 1 LOB: 1 BB: 0 P: 12	R: 3 E: 1 K: 0 S: 17	H: 3 LOB: 2 BB: 2 P: 30	R: 1 E: 0 K: 1 S: 10	H: 2 LOB: 1 BB: 0 P: 18	R: 1 E: 0 K: 0 S: 15	H: 2 LOB: 2 BB: 1 P: 26	R: 0 E: 0 K: 0 S: 6	H: 0 LOB: 0 BB: 1 P: 11	R: 0 E: 0 K: 0 S: 5	H: 1 LOB: 0 BB: 0 P: 7	R: 0 E: 0 K: 1 S: 9	H: 0 LOB: 0 BB: 0 P: 12	R: 0 E: 0 K: 0 S: 10	H: 1 LOB: 1 BB: 0 P: 14	1B: 10 2B: 2 3B: 0 HR: 0	SF: 0 SAC: 0 DP: 2 HBP: 0	WP: 0 PB: 0 SB: 4 CS: 4	PA: 42	
PITCHER	IP WLS BF H R ER SO BB IBB HBP BLK WP HR S P ERA WHIP																						
31 John Lannan, L ERA: 5.0	4.2	27	10	5	4	2	2	1	0	0	0	0	0	0	0	53	92	7.71	2.571				
39 Tyler Walker, R ERA: 3.94	1.1	5	0	0	0	0	2	0	0	0	0	0	0	0	14	24	0.00	1.500					
22 Drew Storen, R ERA: 1.74	1.0	W 3	1	0	0	0	0	0	0	0	0	0	0	0	5	7	0.00	1.000					
36 Tyler Clippard, R ERA: 1.58	1.0	H 3	0	0	0	1	0	0	0	0	0	0	0	9	12	0.00	0.000						
55 Matt Capps, R ERA: 3.39	1.0	S 4	1	0	0	0	0	0	0	0	0	0	0	10	14	0.00	1.000						

Batter	1	2	3	4	5	6	7	8	9	AB	R	H	RBI	BB	SO	LOB	BOTTOM					
15 Cristian Guzman, S OBP: 0.333, SLG: 0.388 55 Matt Capps, R (9, 1)										5	1	1	0	0	0	3	Pittsburgh Pirates @ Washington Nationals Nationals Park, Washington, DC Wed Jun 09 2010, 7:06 PM - 10:01 PM EDT Att: 18,876 - Cloudy - 74 F					
1 Nyjer Morgan, L OBP: 0.321, SLG: 0.344										3	0	0	0	0	0	0						
11 Ryan Zimmerman, R OBP: 0.416, SLG: 0.594										3	1	1	1	1	1	0						
44 Adam Dunn, L OBP: 0.376, SLG: 0.550 38 Michael Morse, R OBP: 0.417, SLG: 0.381										4	1	1	2	0	1	1						
16 Josh Willingham, R OBP: 0.432, SLG: 0.514										3	2	2	0	1	0	0						
2 Roger Bernadina, L OBP: 0.328, SLG: 0.417										4	1	3	1	0	0	1						
6 Ian Desmond, R OBP: 0.305, SLG: 0.408										4	1	1	1	0	0	4						
23 Wil Nieves, R OBP: 0.208, SLG: 0.253										2	0	0	1	1	0	2						
31 John Lannan, L OBP: 0.683, SLG: 0.683 39 Tyler Walker, R (5, 1) 22 Willie Harris, L OBP: 0.276, SLG: 0.276 22 Drew Storen, S (7, 1) 36 Tyler Clippard, R OBP: 0.302, SLG: 0.302 20 Adam Kennedy, L OBP: 0.320, SLG: 0.338										2	0	1	1	0	1	1						
										0	0	0	0	0	0	0		WASHINGTON NATIONALS				
										0	0	0	0	0	0	0						
Inning Stats	R: 2 E: 0 K: 0 S: 11	H: 1 LOB: 0 BB: 1 P: 19	R: 0 E: 0 K: 1 S: 9	H: 1 LOB: 0 BB: 0 P: 12	R: 0 E: 0 K: 0 S: 5	H: 0 LOB: 0 BB: 0 P: 9	R: 3 E: 0 K: 0 S: 8	H: 4 LOB: 1 BB: 0 P: 15	R: 0 E: 0 K: 2 S: 11	H: 0 LOB: 0 BB: 1 P: 15	R: 0 E: 0 K: 0 S: 7	H: 1 LOB: 2 BB: 1 P: 16	R: 1 E: 0 K: 0 S: 8	H: 2 LOB: 0 BB: 0 P: 12	R: 1 E: 0 K: 0 S: 15	H: 1 LOB: 2 BB: 2 P: 27	R: 1 E: 0 K: 0 S: 10	H: 1 LOB: 1 BB: 0 P: 14	1B: 6 2B: 3 3B: 0 HR: 1	SF: 1 SAC: 1 DP: 0 HBP: 0	WP: 0 PB: 0 SB: 1 CS: 1	PA: 38
PITCHER	IP WLS BF H R ER SO BB IBB HBP BLK WP HR S P ERA WHIP																					
32 Brad Lincoln, R ERA: 7.5	6.0	27	7	5	5	3	2	0	0	0	0	0	0	0	51	86	7.50	1.500				
77 D.J. Carrasco, R ERA: 3.86	1.0	L 4	2	1	1	0	0	0	0	0	0	0	0	8	12	9.00	2.000					
53 Brendan Donnelly, R ERA: 5.6	1.0	6	1	1	1	0	2	0	0	0	0	0	0	15	27	9.00	3.000					

Batter	1	2	3	4	5	6	7	8	9	AB	R	H	RBI	BB	SO	LOB	TOP										
1 Nyer Morgan, L OBP: 0.323, SLG: 0.345										4	0	2	0	0	0	1	Washington Nationals @ Cleveland Indians Progressive Field, Cleveland, OH Fri Jun 11 2010, 7:07 PM - 9:50 PM EDT Att: 22,041 - Partly Cloudy - 79 F										
7 Ivan Rodriguez, R OBP: 0.364, SLG: 0.455										4	1	2	1	0	0	1											
44 Adam Dunn, L OBP: 0.383, SLG: 0.569										3	0	2	1	1	1	0											
11 Ryan Zimmerman, R (1, 5) OBP: 0.405, SLG: 0.574										4	0	0	0	0	1	6											
16 Josh Willingham, R (1, 10) OBP: 0.422, SLG: 0.513										4	0	0	0	0	2	1											
22 Willie Harris, L OBP: 0.284, SLG: 0.358										4	0	0	0	0	0	0											
6 Ian Desmond, R (1, 6)										3	0	0	0	1	1	0											
20 Adam Kennedy, L (1, 4)										3	1	1	0	1	0	1											
2 Roger Bernadina, L (1, 9)										2	0	0	0	1	0	2											
Inning Stats	R: 1 E: 0 K: 1 S: 11	H: 3 LOB: 1 BB: 0 P: 16	R: 0 E: 0 K: 0 S: 8	H: 0 LOB: 0 BB: 0 P: 15	R: 0 E: 0 K: 1 S: 11	H: 2 LOB: 2 BB: 1 P: 21	R: 0 E: 0 K: 2 S: 8	H: 0 LOB: 0 BB: 0 P: 11	R: 0 E: 0 K: 1 S: 7	H: 0 LOB: 0 BB: 0 P: 11	R: 0 E: 0 K: 0 S: 7	H: 0 LOB: 0 BB: 0 P: 10	R: 1 E: 1 K: 0 S: 13	H: 2 LOB: 2 BB: 1 P: 24	R: 0 E: 0 K: 0 S: 8	H: 0 LOB: 1 BB: 1 P: 16	1B: 5 2B: 3 3B: 0 HR: 0	SF: 0 SAC: 0 DP: 3 HBP: 0	WP: 0 PB: 0 SB: 1 CS: 1	PA: 35							
PITCHER	IP	WLS	BF	H	R	ER	SO	BB	IBB	HBP	BLK	WP	HR	S	P	ERA	WHIP										
37 Jake Westbrook, R (1, 1) ERA: 4.62	7.1	W	29	7	2	2	5	2	0	0	0	0	0	66	113	2.46	1.227										
49 Tony Sipp, L (8, 1) ERA: 6.53	0.0		1	0	0	0	0	1	0	0	0	0	0	3	7	∞	∞										
54 Chris Perez, R (8, 1) ERA: 2.59	1.2	S	5	0	0	0	0	1	0	0	0	0	0	9	17	0.00	0.600										

Batter	1	2	3	4	5	6	7	8	9	AB	R	H	RBI	BB	SO	LOB	BOTTOM											
4 Trevor Crowe, S (1, 8) OBP: 0.319, SLG: 0.343										5	0	1	2	0	0	3	Washington Nationals @ Cleveland Indians Progressive Field, Cleveland, OH Fri Jun 11 2010, 7:07 PM - 9:50 PM EDT Att: 22,041 - Partly Cloudy - 79 F											
17 Shin-Soo Choo, L (1, 9) OBP: 0.394, SLG: 0.467										4	0	1	0	1	0	1												
41 Carlos Santana, S (1, 2)										3	1	0	0	1	0	3												
33 Russell Branyan, L (1, 3) OBP: 0.320, SLG: 0.450										4	1	0	0	0	1	4												
26 Austin Kearns, R (1, 7) OBP: 0.393, SLG: 0.508										4	2	2	4	0	1	1												
48 Travis Hafner, L (1, 10) OBP: 0.338, SLG: 0.406										3	1	2	1	1	0	0												
2 Jhonny Peralta, R (1, 5) OBP: 0.325, SLG: 0.410										4	1	2	0	0	1	1												
1 Luis Valbuena, L (1, 4) OBP: 0.287, SLG: 0.258										4	1	1	0	0	0	2												
16 Jason Donald, R (1, 6) OBP: 0.275, SLG: 0.395										2	0	0	0	0	0	2												
Inning Stats	R: 3 E: 1 K: 0 S: 18	H: 3 LOB: 1 BB: 0 P: 29	R: 0 E: 0 K: 0 S: 9	H: 0 LOB: 0 BB: 0 P: 14	R: 0 E: 0 K: 1 S: 7	H: 0 LOB: 0 BB: 0 P: 11	R: 1 E: 0 K: 0 S: 10	H: 2 LOB: 2 BB: 1 P: 23	R: 0 E: 0 K: 1 S: 9	H: 0 LOB: 1 BB: 1 P: 19	R: 3 E: 0 K: 0 S: 16	H: 4 LOB: 2 BB: 1 P: 26	R: 0 E: 0 K: 1 S: 9	H: 0 LOB: 0 BB: 0 P: 14	R: 0 E: 0 K: 0 S: 10	H: 0 LOB: 1 BB: 0 P: 17	1B: 4 2B: 2 3B: 0 HR: 3	SF: 0 SAC: 1 DP: 0 HBP: 1	WP: 1 PB: 0 SB: 0 CS: 0	PA: 38								
PITCHER	IP	WLS	BF	H	R	ER	SO	BB	IBB	HBP	BLK	WP	HR	S	P	ERA	WHIP											
56 Luis Atilano, R (1, 1) ERA: 4.34	5.0	L	25	7	6	3	2	2	0	0	0	0	0	3	58	103	5.40	1.800										
39 Tyler Walker, R (6, 1) ERA: 3.98	2.0		9	2	1	1	1	1	0	0	0	0	0	20	33	4.50	1.500											
45 Doug Slaten, L (8, 1) ERA: 1.74	1.0		4	0	0	0	0	0	0	1	0	0	0	10	17	0.00	0.000											

Washington Nationals @ Cleveland Indians
Progressive Field, Cleveland, OH
Fri Jun 11 2010, 7:07 PM - 9:50 PM EDT
Att: 22,041 - Partly Cloudy - 79 F

livebaseballscorecards.com

AB 31
R 2
H 7
RBI 2
BB 4
SO 5
LOB 12

Washington Nationals @ Cleveland Indians
Progressive Field, Cleveland, OH
Fri Jun 11 2010, 7:07 PM - 9:50 PM EDT
Att: 22,041 - Partly Cloudy - 79 F

livebaseballscorecards.com

AB 33
R 7
H 9
RBI 7
BB 3
SO 3
LOB 17

Batter	1	2	3	4	5	6	7	8	9	AB	R	H	RBI	BB	SO	LOB	TOP					
1 Nyjer Morgan, L (1,8) OBP: 0.319, SLG: 0.341 12 Alberto Gonzalez, R (9,PH) OBP: 0.346, SLG: 0.354	G1-3			G4-3			L7		P4	3	0	0	0	0	0	0						
15 Cristian Guzman, S (1,6) OBP: 0.321, SLG: 0.373	K			G3			G3-1			3	0	0	0	0	1	0						
44 Adam Dunn, L (1,3) OBP: 0.379, SLG: 0.561	G4-3			K			K			3	0	0	0	0	2	0						
11 Ryan Zimmerman, R (1,5) OBP: 0.404, SLG: 0.586		G5-3				K			HR	3	1	1	1	0	1	0						
16 Josh Willingham, R (1,7) OBP: 0.417, SLG: 0.505		P6				K			G5-3	3	0	0	0	0	1	0						
22 Willie Harris, L (1,10) OBP: 0.257, SLG: 0.347		G4-3				K			K2-3	3	0	0	0	0	2	0						
2 Roger Bernadina, L (1,9) OBP: 0.341, SLG: 0.409				F7					F8	3	0	1	0	0	0	0						
20 Adam Kennedy, L (1,4) OBP: 0.329, SLG: 0.338				G4-6-3					L9	3	0	1	0	0	0	1						
23 Wil Nieves, R (1,2) OBP: 0.202, SLG: 0.245				G5-4-3					G1-3	3	0	0	0	0	0	1						
Inning Stats	R: 0 H: 0 E: 0 K: 1 S: 12	H: 0 LOB: 0 BB: 0 P: 16	R: 0 H: 0 E: 0 K: 0 S: 9	H: 0 LOB: 0 BB: 0 P: 17	R: 0 H: 1 E: 0 K: 0 S: 6	H: 0 LOB: 0 BB: 0 P: 8	R: 0 H: 0 E: 0 K: 1 S: 9	H: 0 LOB: 0 BB: 0 P: 11	R: 0 H: 0 E: 0 K: 3 S: 9	H: 1 LOB: 0 BB: 0 P: 12	R: 0 H: 0 E: 0 K: 1 S: 6	H: 0 LOB: 0 BB: 0 P: 9	R: 0 H: 0 E: 0 K: 1 S: 8	H: 0 LOB: 0 BB: 0 P: 11	R: 1 H: 1 E: 0 K: 1 S: 9	H: 1 LOB: 0 BB: 0 P: 15	R: 0 H: 0 E: 0 K: 0 S: 5	H: 0 LOB: 0 BB: 0 P: 7	1B: 2 2B: 0 3B: 0 HR: 1	SF: 0 SAC: 0 DP: 2 HBP: 0	WP: 0 PB: 0 SB: 0 CS: 0	PA: 28
PITCHER 55 Roberto Hernandez, R (1,1) ERA: 3.23	IP: 9.0 WLS: W BF: 28 H: 3 R: 1 ER: 1 SO: 7 BB: 0 IBB: 0 HBP: 0 BLK: 0 WP: 0 HR: 1 S: 73 P: 106 ERA: 1.00 WHIP: 0.333															PITCHER	IP: 9.0 WLS: W BF: 28 H: 3 R: 1 ER: 1 SO: 7 BB: 0 IBB: 0 HBP: 0 BLK: 0 WP: 0 HR: 1 S: 73 P: 106 ERA: 1.00 WHIP: 0.333					

Washington Nationals @ Cleveland Indians
 Progressive Field, Cleveland, OH
 Sat Jun 12 2010, 7:09 PM - 9:10 PM EDT
 Att: 19,484 - Partly Cloudy - 82 F

AB	28
R	1
H	3
RBI	1
BB	0
SO	7
LOB	2



Batter	1	2	3	4	5	6	7	8	9	AB	R	H	RBI	BB	SO	LOB	BOTTOM			
4 Trevor Crowe, S (1,8) OBP: 0.311, SLG: 0.333 47 Shelley Duncan, R (7,PH) OBP: 0.333, SLG: 0.433	K	P6		G1-3			G5-3			3	0	0	0	0	1	2				
17 Shin-Soo Choo, L (1,9) OBP: 0.396, SLG: 0.466	41 E 48 SF8 HBP	41 FC4 1B		G3-1			L9			3	2	1	1	0	0	0				
41 Carlos Santana, S (1,2) OBP: 0.375, SLG: 0.857	FC4	2B					P6			4	1	2	3	0	0	1				
48 Travis Hafner, L (1,10) OBP: 0.356, SLG: 0.404	SF8	F8					G6-3			3	0	1	1	0	0	1				
26 Austin Kearns, R (1,7) OBP: 0.386, SLG: 0.497	K			F8			G5-3			4	0	0	0	0	1	1				
33 Russell Brannan, L (1,3) OBP: 0.331, SLG: 0.481							F8			4	2	3	1	0	0	0				
2 Jhonny Peralla, R (1,5) OBP: 0.324, SLG: 0.412		16 1B 17 1B 2B		F7			G6-3			4	1	1	0	0	0	1				
1 Luis Valbuena, L (1,4) OBP: 0.281, SLG: 0.254		SF8					G4-3			2	0	0	1	0	1	1				
16 Jason Donald, R (1,6) OBP: 0.277, SLG: 0.392		17 1B 41 2B 1B		F9			G5-3			3	1	1	0	0	0	0				
Inning Stats	R: 1 H: 0 E: 1 K: 2 S: 12	H: 0 LOB: 1 BB: 0 P: 23	R: 4 H: 5 E: 0 K: 0 S: 17	H: 5 LOB: 1 BB: 0 P: 22	R: 0 H: 1 E: 0 K: 1 S: 7	H: 1 LOB: 1 BB: 0 P: 10	R: 0 H: 0 E: 0 K: 0 S: 6	H: 0 LOB: 0 BB: 0 P: 8	R: 1 H: 1 E: 0 K: 0 S: 9	H: 1 LOB: 0 BB: 0 P: 14	R: 0 H: 0 E: 0 K: 0 S: 7	H: 0 LOB: 0 BB: 0 P: 11	R: 0 H: 0 E: 0 K: 0 S: 8	H: 0 LOB: 0 BB: 0 P: 14	R: 1 H: 2 E: 0 K: 0 S: 8	H: 2 LOB: 0 BB: 0 P: 13	1B: 5 2B: 2 3B: 0 HR: 2	SF: 2 SAC: 0 DP: 0 HBP: 1	WP: 0 PB: 0 SB: 0 CS: 0	PA: 34
PITCHER 51 J.D. Martin, R (1,1) ERA: 4.19 43 Miguel Batista, R (8,1) ERA: 4.01	IP: 7.2 WLS: L BF: 33 H: 9 R: 7 ER: 6 SO: 3 BB: 0 IBB: 1 HBP: 0 BLK: 0 WP: 0 HR: 2 S: 113 P: 113 ERA: 7.04 WHIP: 1.174															PITCHER	IP: 7.2 WLS: L BF: 33 H: 9 R: 7 ER: 6 SO: 3 BB: 0 IBB: 1 HBP: 0 BLK: 0 WP: 0 HR: 2 S: 113 P: 113 ERA: 7.04 WHIP: 1.174			

Washington Nationals @ Cleveland Indians
 Progressive Field, Cleveland, OH
 Sat Jun 12 2010, 7:09 PM - 9:10 PM EDT
 Att: 19,484 - Partly Cloudy - 82 F

AB	31
R	7
H	9
RBI	7
BB	0
SO	3
LOB	7



Batter	1	2	3	4	5	6	7	8	9	AB	R	H	RBI	BB	SO	LOB	TOP					
15 Cristian Guzman, S OBP: 0.325, SLG: 0.372										4	0	0	0	1	2	0	Washington Nationals @ Detroit Tigers Comerica Park, Detroit, MI Tue Jun 15 2010, 7:07 PM - 10:03 PM EDT Att: 24,821 - Cloudy - 76 F					
1 Nyjer Morgan, L OBP: 0.314, SLG: 0.335										5	2	2	0	0	1	2						
11 Ryan Zimmerman, R OBP: 0.393, SLG: 0.568										3	0	0	1	0	2	1						
44 Adam Dunn, L OBP: 0.381, SLG: 0.570										3	1	0	0	1	3	0						
16 Josh Willingham, R OBP: 0.422, SLG: 0.507										3	0	2	1	1	0	0						
7 Ivan Rodriguez, R OBP: 0.382, SLG: 0.455										4	0	1	1	0	1	2						
2 Roger Bernadina, L OBP: 0.356, SLG: 0.442										3	0	1	0	0	1	2						
38 Michael Morse, R OBP: 0.486, SLG: 0.633										4	1	1	1	0	2	3						
6 Ian Desmond, R OBP: 0.305, SLG: 0.411										4	0	0	0	0	1	3						
Inning Stats	R: 1 E: 0 K: 2 S: 11	H: 1 LOB: 0 BB: 0 P: 16	R: 0 E: 0 K: 1 S: 14	H: 1 LOB: 2 BB: 1 P: 24	R: 2 E: 0 K: 3 S: 19	H: 3 LOB: 2 BB: 1 P: 29	R: 1 E: 0 K: 0 S: 10	H: 1 LOB: 0 BB: 0 P: 13	R: 0 E: 0 K: 0 S: 6	H: 0 LOB: 0 BB: 0 P: 9	R: 0 E: 0 K: 1 S: 7	H: 0 LOB: 0 BB: 0 P: 11	R: 0 E: 0 K: 1 S: 9	H: 0 LOB: 0 BB: 0 P: 12	R: 0 E: 0 K: 2 S: 9	H: 0 LOB: 2 BB: 1 P: 19		1B: 6 2B: 0 3B: 0 HR: 1	SF: 1 SAC: 0 DP: 0 HBP: 0	WP: 0 PB: 0 SB: 2 CS: 0	PA: 38	
PITCHER	IP WLS BF H R ER SO BB IBB HBP BLK WP HR S P ERA WHIP	IP WLS BF H R ER SO BB IBB HBP BLK WP HR S P ERA WHIP	IP WLS BF H R ER SO BB IBB HBP BLK WP HR S P ERA WHIP	IP WLS BF H R ER SO BB IBB HBP BLK WP HR S P ERA WHIP	IP WLS BF H R ER SO BB IBB HBP BLK WP HR S P ERA WHIP	IP WLS BF H R ER SO BB IBB HBP BLK WP HR S P ERA WHIP	IP WLS BF H R ER SO BB IBB HBP BLK WP HR S P ERA WHIP	IP WLS BF H R ER SO BB IBB HBP BLK WP HR S P ERA WHIP	IP WLS BF H R ER SO BB IBB HBP BLK WP HR S P ERA WHIP	IP WLS BF H R ER SO BB IBB HBP BLK WP HR S P ERA WHIP	IP WLS BF H R ER SO BB IBB HBP BLK WP HR S P ERA WHIP	IP WLS BF H R ER SO BB IBB HBP BLK WP HR S P ERA WHIP	IP WLS BF H R ER SO BB IBB HBP BLK WP HR S P ERA WHIP	IP WLS BF H R ER SO BB IBB HBP BLK WP HR S P ERA WHIP	IP WLS BF H R ER SO BB IBB HBP BLK WP HR S P ERA WHIP	IP WLS BF H R ER SO BB IBB HBP BLK WP HR S P ERA WHIP	IP WLS BF H R ER SO BB IBB HBP BLK WP HR S P ERA WHIP	IP WLS BF H R ER SO BB IBB HBP BLK WP HR S P ERA WHIP	IP WLS BF H R ER SO BB IBB HBP BLK WP HR S P ERA WHIP	IP WLS BF H R ER SO BB IBB HBP BLK WP HR S P ERA WHIP	IP WLS BF H R ER SO BB IBB HBP BLK WP HR S P ERA WHIP	
37 Max Scherzer, R ERA: 6.14	6.0	W	27	7	4	3	9	1	1	0	0	0	0	0	0	0	0	1	73	112	4.50	1.333
40 Phil Coke, L ERA: 3.18	1.1	H	4	0	0	0	2	0	0	0	0	0	0	0	0	0	0	0	11	15	0.00	0.000
54 Joel Zumaya, R ERA: 1.91	0.2	H	2	0	0	0	0	0	0	0	0	0	0	0	0	0	0	0	5	8	0.00	0.000
46 Jose Valverde, R ERA: 0.64	1.0	S	5	0	0	0	2	1	0	1	0	0	0	0	0	0	0	0	9	19	0.00	1.000
Batter	1	2	3	4	5	6	7	8	9	AB	R	H	RBI	BB	SO	LOB	BOTTOM					
25 Ryan Raburn, R OBP: 0.260, SLG: 0.315										4	2	2	4	1	1	0	Washington Nationals @ Detroit Tigers Comerica Park, Detroit, MI Tue Jun 15 2010, 7:07 PM - 10:03 PM EDT Att: 24,821 - Cloudy - 76 F					
32 Don Kelly, L OBP: 0.296, SLG: 0.292										0	0	0	0	0	0	0						
18 Johnny Damon, L OBP: 0.387, SLG: 0.422										5	0	0	0	0	0	4						
30 Magglio Ordonez, R OBP: 0.403, SLG: 0.507										5	1	4	1	0	0	3						
24 Miguel Cabrera, R OBP: 0.410, SLG: 0.652										3	1	1	0	2	1	2						
26 Brennan Boesch, L OBP: 0.379, SLG: 0.609										4	0	0	0	1	1	5						
9 Carlos Guillen, S OBP: 0.353, SLG: 0.479										4	0	1	2	0	0	1						
15 Brandon Inge, R OBP: 0.310, SLG: 0.404										4	1	1	0	0	0	3						
12 Gerald Laird, R OBP: 0.257, SLG: 0.240										4	1	3	0	0	0	0						
29 Danny Worth, R OBP: 0.231, SLG: 0.256										4	1	0	0	0	0	6						
Inning Stats	R: 0 E: 0 K: 1 S: 12	H: 1 LOB: 2 BB: 1 P: 22	R: 1 E: 0 K: 0 S: 14	H: 3 LOB: 3 BB: 1 P: 22	R: 1 E: 0 K: 0 S: 13	H: 2 LOB: 2 BB: 1 P: 19	R: 2 E: 0 K: 0 S: 15	H: 2 LOB: 2 BB: 2 P: 28	R: 3 E: 1 K: 0 S: 16	H: 3 LOB: 1 BB: 0 P: 24	R: 0 E: 0 K: 0 S: 6	H: 0 LOB: 0 BB: 0 P: 9	R: 0 E: 0 K: 0 S: 6	H: 0 LOB: 0 BB: 0 P: 11	R: 0 E: 0 K: 2 S: 10	H: 1 LOB: 1 BB: 0 P: 13	1B: 8 2B: 3 3B: 0 HR: 1	SF: 1 SAC: 0 DP: 0 HBP: 0	WP: 0 PB: 0 SB: 0 CS: 0	PA: 42		
PITCHER	IP WLS BF H R ER SO BB IBB HBP BLK WP HR S P ERA WHIP	IP WLS BF H R ER SO BB IBB HBP BLK WP HR S P ERA WHIP	IP WLS BF H R ER SO BB IBB HBP BLK WP HR S P ERA WHIP	IP WLS BF H R ER SO BB IBB HBP BLK WP HR S P ERA WHIP	IP WLS BF H R ER SO BB IBB HBP BLK WP HR S P ERA WHIP	IP WLS BF H R ER SO BB IBB HBP BLK WP HR S P ERA WHIP	IP WLS BF H R ER SO BB IBB HBP BLK WP HR S P ERA WHIP	IP WLS BF H R ER SO BB IBB HBP BLK WP HR S P ERA WHIP	IP WLS BF H R ER SO BB IBB HBP BLK WP HR S P ERA WHIP	IP WLS BF H R ER SO BB IBB HBP BLK WP HR S P ERA WHIP	IP WLS BF H R ER SO BB IBB HBP BLK WP HR S P ERA WHIP	IP WLS BF H R ER SO BB IBB HBP BLK WP HR S P ERA WHIP	IP WLS BF H R ER SO BB IBB HBP BLK WP HR S P ERA WHIP	IP WLS BF H R ER SO BB IBB HBP BLK WP HR S P ERA WHIP	IP WLS BF H R ER SO BB IBB HBP BLK WP HR S P ERA WHIP	IP WLS BF H R ER SO BB IBB HBP BLK WP HR S P ERA WHIP	IP WLS BF H R ER SO BB IBB HBP BLK WP HR S P ERA WHIP	IP WLS BF H R ER SO BB IBB HBP BLK WP HR S P ERA WHIP	IP WLS BF H R ER SO BB IBB HBP BLK WP HR S P ERA WHIP	IP WLS BF H R ER SO BB IBB HBP BLK WP HR S P ERA WHIP	IP WLS BF H R ER SO BB IBB HBP BLK WP HR S P ERA WHIP	
31 John Lannan, L ERA: 5.45	4.1	L	29	10	7	6	1	3	1	0	0	0	0	0	0	0	0	1	63	104	12.46	3.000
39 Tyler Walker, R ERA: 3.67	2.2		9	1	0	0	0	0	0	0	0	0	0	0	0	0	0	0	19	31	0.00	0.375
17 Sean Burnett, L ERA: 3.0	1.0		4	1	0	0	2	0	0	0	0	0	0	0	0	0	0	0	10	13	0.00	1.000

Batter	1	2	3	4	5	6	7	8	9	AB	R	H	RBI	BB	SO	LOB	TOP										
15 Cristian Guzman, S (1, 10) OBP: 0.326, SLG: 0.372										4	1	2	1	0	2	0	Washington Nationals @ Detroit Tigers Comerica Park, Detroit, MI Thu Jun 17 2010, 1:05 PM - 3:48 PM EDT Att: 33,630 - Partly Cloudy - 70 F										
2 Roger Bernadina, L (1, 8) OBP: 0.343, SLG: 0.445										4	0	0	0	0	1	3											
11 Ryan Zimmerman, R (1, 5) OBP: 0.384, SLG: 0.551										4	0	1	0	0	0	3											
44 Adam Dunn, L (1, 3) OBP: 0.381, SLG: 0.589										4	1	2	2	0	0	1											
16 Josh Willingham, R (1, 7) OBP: 0.415, SLG: 0.498										4	0	0	0	0	1	2											
38 Michael Morse, R (1, 9) OBP: 0.476, SLG: 0.595										4	0	1	0	0	0	0											
20 Adam Kennedy, L (1, 4) OBP: 0.321, SLG: 0.329										4	0	0	0	0	0	2											
6 Ian Desmond, R (1, 6) OBP: 0.304, SLG: 0.408										4	1	1	0	0	2	2											
23 Wil Nieves, R (1, 2) OBP: 0.206, SLG: 0.247										3	0	1	0	0	2	1											
22 Willie Harris, L (9, PH) OBP: 0.248, SLG: 0.333										1	0	0	0	0	0	1											
Inning Stats	R: 0 E: 0 K: 1 S: 6	H: 0 LOB: 0 BB: 0 P: 8	R: 0 E: 0 K: 0 S: 7	H: 0 LOB: 0 BB: 0 P: 10	R: 0 E: 0 K: 2 S: 10	H: 0 LOB: 0 BB: 0 P: 14	R: 0 E: 0 K: 2 S: 12	H: 1 LOB: 1 BB: 0 P: 14	R: 0 E: 0 K: 1 S: 7	H: 0 LOB: 0 BB: 0 P: 12	R: 1 E: 0 K: 1 S: 16	H: 2 LOB: 1 BB: 0 P: 25	R: 1 E: 0 K: 0 S: 7	H: 2 LOB: 1 BB: 0 P: 12	R: 1 E: 0 K: 0 S: 16	H: 3 LOB: 2 BB: 0 P: 23	R: 0 E: 1 K: 1 S: 11	H: 0 LOB: 1 BB: 0 P: 16	1B: 6 2B: 1 3B: 0 HR: 1	SF: 0 SAC: 0 DP: 0 HBP: 0	WP: 1 PB: 1 SB: 0 CS: 0	PA: 36					
PITCHER	IP	WLS	BF	H	R	ER	SO	BB	IBB	HBP	BLK	WP	HR	S	P	ERA	WHIP										
38 Jeremy Bonderman, R (1, 1) ERA: 4.06	7.0	W	26	5	2	2	7	0	0	0	0	1	1	65	95	2.57	0.714										
59 Fu-Te Ni, L (8, 1) ERA: 4.34	0.1		3	2	1	1	0	0	0	0	0	0	0	7	11	27.00	6.000										
54 Joel Zumaya, R (8, 1) ERA: 1.87	0.2		3	1	0	0	0	0	0	0	0	0	0	9	12	0.00	1.500										
49 Eddie Bonine, R (9, 1) ERA: 2.23	1.0		4	0	0	0	1	0	0	0	0	0	0	11	16	0.00	0.000										

Batter	1	2	3	4	5	6	7	8	9	AB	R	H	RBI	BB	SO	LOB	BOTTOM										
25 Ryan Raburn, R (1, 4) OBP: 0.269, SLG: 0.333										4	0	2	0	0	0	1	Washington Nationals @ Detroit Tigers Comerica Park, Detroit, MI Thu Jun 17 2010, 1:05 PM - 3:48 PM EDT Att: 33,630 - Partly Cloudy - 70 F										
29 Danny Worth, R (6, PR) OBP: 0.225, SLG: 0.250										1	1	0	0	0	0	2											
39 Ramon Santiago, S (1, 6) OBP: 0.346, SLG: 0.326										4	3	4	1	0	0	0											
30 Magglio Ordonez, R (1, 9) OBP: 0.409, SLG: 0.507										5	1	3	1	0	0	3											
24 Miguel Cabrera, R (1, 3) OBP: 0.411, SLG: 0.647										5	1	2	3	0	1	3											
26 Brennan Boesch, L (1, 7) OBP: 0.393, SLG: 0.628										4	0	2	0	1	0	2											
9 Carlos Guillen, S (1, 10) OBP: 0.396, SLG: 0.484										5	1	2	1	0	1	3											
15 Brandon Inge, R (1, 5) OBP: 0.316, SLG: 0.493										4	1	2	0	0	1	1											
13 Alex Avila, L (1, 2) OBP: 0.319, SLG: 0.360										4	0	2	2	0	1	0											
32 Don Kelly, L (1, 8) OBP: 0.263, SLG: 0.260										4	0	0	0	0	0	3											
Inning Stats	R: 0 E: 1 K: 1 S: 8	H: 1 LOB: 1 BB: 0 P: 12	R: 2 E: 0 K: 0 S: 15	H: 3 LOB: 1 BB: 0 P: 22	R: 0 E: 0 K: 0 S: 9	H: 2 LOB: 2 BB: 0 P: 15	R: 0 E: 0 K: 0 S: 11	H: 0 LOB: 0 BB: 0 P: 17	R: 3 E: 0 K: 1 S: 16	H: 4 LOB: 1 BB: 1 P: 27	R: 2 E: 0 K: 1 S: 17	H: 4 LOB: 2 BB: 0 P: 23	R: 0 E: 0 K: 0 S: 7	H: 2 LOB: 0 BB: 0 P: 12	R: 1 E: 0 K: 1 S: 9	H: 3 LOB: 1 BB: 0 P: 15	1B: 15 2B: 4 3B: 0 HR: 0	SF: 0 SAC: 1 DP: 2 HBP: 0	WP: 1 PB: 0 SB: 0 CS: 0	PA: 42							
PITCHER	IP	WLS	BF	H	R	ER	SO	BB	IBB	HBP	BLK	WP	HR	S	P	ERA	WHIP										
56 Luis Atilano, R (1, 1) ERA: 4.77	4.1	L	23	9	5	5	1	0	0	0	0	1	0	6	10	0.00	1.500										
22 Drew Storen, R (5, 1) ERA: 1.46	0.2		2	1	0	0	1	0	0	0	0	0	0	6	10	0.00	1.500										
45 Doug Slaten, L (6, 1) ERA: 2.84	1.0		7	4	2	2	1	0	0	0	0	0	0	17	23	18.00	4.000										
17 Sean Burnett, L (7, 1) ERA: 2.86	1.0		5	2	0	0	0	0	0	0	0	0	0	7	12	0.00	2.000										
36 Tyler Clippard, R (8, 1) ERA: 1.69	1.0		5	3	1	1	1	0	0	0	0	0	0	9	15	9.00	3.000										

AB	36
R	3
H	8
RBI	3
BB	0
SO	8
LOB	15



AB	40
R	8
H	19
RBI	8
BB	1
SO	4
LOB	18



Batter	1	2	3	4	5	6	7	8	9	10	11	AB	R	H	RBI	BB	SO	LOB	TOP	
1 Juan Pierre, L OBP: 0.317, SLG: 0.282	1-1 C FF 98 B FF 99 X CH 91		0-3 C CH 93 S CH 91 S FF 99			2-2 B CH 93 D CH 90 F SI 95 X FF 96		0-0 X CH 92				0-0 X SI 94	4	1	1	0	0	1	1	
11 Omar Vizquel, S OBP: 0.311, SLG: 0.337	1-0 1 SAFE B SI 96 X FF 97		1-1 C FF 99 B CU 84 X FF 99			3-1 1 SAFE SAFE B FF 95 B FF 96 C CH 95 X FF 95			2-1 B SI 94 B SI 95 X SI 94		1-2 C SI 94 S CH 89 D SL 85 X SI 95	5	0	1	0	0	0	2		
51 Alex Rios, R OBP: 0.373, SLG: 0.553	1-2 F SI 99 C CU 82 B SI 97 X CU 83		0-3 C CU 82 S CH 90			2-1 1 SAFE S CH 88 S CH 88 X FF 96			2-1 B SI 95 B SI 96 X SI 95		3-1 B FF 93 B SL 83 D SL 84 X SI 94	5	0	1	2	0	1	2		
14 Paul Konerko, R OBP: 0.396, SLG: 0.578	1-3 C CU 82 B FF 98 S CH 91			0-0 X FF 98		3-2 B SI 97 B SI 97 B FF 81 F FF 97 B CH 90 X SI 97			0-2 C SI 95 F SI 96 X SI 96		3-0 I IN 84 I IN 85 I IN 85	4	0	1	0	1	1	1		
20 Carlos Quentin, R OBP: 0.305, SLG: 0.595	2-3 B CH 90 B CH 90 S CH 91		0-3 C FF 99 C CU 83 S CH 92			1-0 B CU 83 X FF 96			4-2 B SL 84 B FF 94 B SI 94 S FF 95 B FF 95		1-1 B SL 84 FF 94 X SI 95	3	0	0	0	1	2	2		
18 Brent Lillibridge, R OBP: 0.667, SLG: 2.000																				
25 Andrew Jones, R OBP: 0.322, SLG: 0.480																				
12 A.J. Pierzynski, L OBP: 0.272, SLG: 0.366		0-1 S CH 91 X CH 91				0-0 X SI 97					0-0 X SI 93	3	0	0	0	0	0	1		
10 Alexei Ramirez, R OBP: 0.289, SLG: 0.394		1-0 B FF 99 X FF 99				1-3 B CU 84 S CH 92 S CU 85					0-2 F SL 86 F SI 95 X SL 84	4	0	0	0	0	2	3		
15 Gordon Beckham, R (1, 4) OBP: 0.278, SLG: 0.259			2-3 B FF 100 C CU 84 B CH 92 S CU 84			2-3 B FF 99 C CU 83 S CH 92			0-3 C FF 92 F FF 93 F FF 93 F FF 93 S CU 78		2-0 B SI 94 B SI 92 X FF 95	4	0	0	0	0	3	2		
34 Gavin Floyd, R OBP: 0.490, SLG: 0.250							0-0 X FF 97													
37 Matt Thornton, L (9, 1)																				
40 J.J. Putz, R (10, 1)																				
7 Mark Kotsay, L (11, PH)																				
45 Bobby Jenks, R (11, 1)																				
Inning Stats	R: 1 E: 0 K: 2 S: 13	H: 2 LOB: 1 BB: 0 P: 19	R: 0 E: 0 K: 1 S: 6	H: 0 LOB: 0 BB: 0 P: 9	R: 0 E: 0 K: 2 S: 8	H: 0 LOB: 0 BB: 0 P: 10	R: 0 E: 0 K: 2 S: 8	H: 1 LOB: 1 BB: 0 P: 15	R: 0 E: 0 K: 2 S: 11	H: 0 LOB: 0 BB: 0 P: 11	R: 0 E: 0 K: 0 S: 7	H: 0 LOB: 2 BB: 1 P: 13	R: 1 E: 1 K: 0 S: 10	H: 2 LOB: 2 BB: 1 P: 20	1B: 5 2B: 1 3B: 0 HR: 0	SF: 0 SAC: 2 DP: 0 HBP: 0	WP: 0 PB: 0 SB: 0 CS: 0	PA: 41		
PITCHER	IP: 7.0 WLS: 1.0 BF: 25 ERA: 1.88	WLS: 3.0 BF: 0 ERA: 1.65	H: 4 R: 1 ER: 1 SO: 10	R: 0 H: 0 ER: 0 SO: 9	H: 1 R: 0 ER: 0 SO: 17	H: 0 R: 0 ER: 0 SO: 33	H: 1 R: 0 ER: 1.29 SO: 85	H: 1 R: 0 ER: 0 SO: 11	H: 0 R: 0 ER: 0 SO: 8	H: 0 R: 0 ER: 0 SO: 12	H: 0 R: 0 ER: 0 SO: 17	H: 0 R: 0 ER: 0 SO: 13	H: 2 R: 0 ER: 0 SO: 10	H: 2 R: 0 ER: 0 SO: 20	ERA: 1.88	WHIP: 1.500				

Chicago White Sox @ Washington Nationals
 Nationals Park, Washington, DC
 Fri Jun 18 2010, 7:06 PM - 10:01 PM EDT
 Att: 40,325 - Clear - 81 F

livebaseballscorecards.com

AB 37
R 2
H 6
RBI 2
BB 2
SO 12
LOB 16



Batter	1	2	3	4	5	6	7	8	9	10	11	AB	R	H	RBI	BB	SO	LOB	BOTTOM	
1 Nyjer Morgan, L OBP: 0.308, SLG: 0.327	2-2 C FF 93 B SI 94 S CH 91 F SI 96 F CU 90 B FF 95 X FC 86			2-2 L FF 92 B CU 76 F CH 85 F SI 94 B FF 90 X CU 79			2-3 F SI 91 B CU 77 F FF 92 F SI 94 S CH 90			1-0 B FF 96 X FF 96		1-2 C FF 94 F FF 93 X CH 85	5	0	1	0	0	1	0	
15 Cristian Guzman, S (1, 4) OBP: 0.321, SLG: 0.395	1-1 B SI 94 F SI 94 X SI 94			0-0 X FC 84			0-1 C SI 92 X CH 84			0-0 X FF 95			4	0	0	0	0	1		
11 Ryan Zimmerman, R (1, 5) OBP: 0.386, SLG: 0.548	3-2 S FF 94 B FF 95 B FF 94 B FF 95 X FC 87			1-2 C FF 93 B CU 79 X CU 79			1-1 C FC 82 B CU 79 X SI 92			4-0 I IN 85 I IN 85 I IN 85			3	1	1	0	1	0	0	
44 Adam Dunn, L (1, 3) OBP: 0.379, SLG: 0.588		0-0 X SI 94				2-3 B SI 92 B FF 93 S FC 84 X FC 85			2-2 B SI 92 S FF 95 F FC 84 X SI 92		2-3 B FF 96 S FF 95 S FF 97	4	0	1	1	0	2	2		
16 Josh Willingham, R (1, 7) OBP: 0.413, SLG: 0.490		4-2 C FF 95 B CU 80 B FF 95 C FC 85 B FC 85				3-3 B SI 94 B CU 79 B SI 93 S FC 84			1-1 F FC 84 X SI 91		2-2 C FF 94 B SI 89 B FF 96 X FS 87	3	0	0	0	1	1	1		
7 Ivan Rodriguez, R (1, 2) OBP: 0.396, SLG: 0.444		2-2 1 SAFE B SI 94 1 SAFE B FF 93 F FC 85 X SI 93				2-1 B CU 80 S FC 84 X SI 93			2-2 S SI 89 B CU 78 S FC 83 D CU 80 X FC 84		1-3 B FS 87 F FF 95 F FF 97 S FF 94	4	0	0	0	0	1	1		
2 Roger Bernadina, L (1, 9)						0-1 C SI 91 X CU 77			1-2 F FC 82 B FF 91 F FC 83 X CU 79		1-1 B SL 89 S FS 86 X FS 86	4	0	1	0	0	0	0		
6 Ian Desmond, R (1, 6) OBP: 0.303, SLG: 0.406						0-0 X FC 84			3-2 F FF 92 B CU 79 C FC 82 B CU 79 X FC 84		2-1 B FF 94 F FF 95 X FF 95	4	0	1	0	0	0	1		
37 Stephen Strasburg, R (1, 1)																				
36 Tyler Clippard, R (8, 1)																				
55 Matt Capps, R (8, 1)																				
38 Michael Morse, R (8, PH)																				
22 Drew Storen, S (8, 1)																				
22 Willie Harris, L (11, PH)																				
Inning Stats	R: 0 E: 0 K: 0 S: 11	H: 0 LOB: 0 BB: 0 P: 17	R: 0 E: 0 K: 0 S: 7	H: 0 LOB: 0 BB: 1 P: 13	R: 0 E: 0 K: 1 S: 7	H: 1 LOB: 0 BB: 0 P: 7	R: 0 E: 0 K: 0 S: 9	H: 1 LOB: 1 BB: 0 P: 8	R: 1 E: 0 K: 1 S: 13	H: 2 LOB: 1 BB: 0 P: 19	R: 0 E: 0 K: 0 S: 9	H: 1 LOB: 2 BB: 1 P: 17	R: 0 E: 0 K: 1 S: 8	H: 0 LOB: 0 BB: 0 P: 12	R: 0 E: 0 K: 0 S: 6	H: 0 LOB: 0 BB: 0 P: 9	1B: 4 2B: 2 3B: 0 HR: 0	SF: 0 SAC: 0 DP: 3 HBP: 0	WP: 0 PB: 0 SB: 0 CS: 0	PA: 37
PITCHER	IP: 8.0 WLS: 1.0 BF: 26 ERA: 5.2	WLS: 5.0 BF: 0 ERA: 3.45	H: 4 R: 1 ER: 1 SO: 5	R: 0 H: 0 ER: 0 SO: 5	R: 0 H: 0 ER: 0 SO: 7	R: 0 H: 0 ER: 0 SO: 7	R: 1 H: 2 ER: 1.12 SO: 106	R: 0 H: 0 ER: 0 SO: 9	R: 0 H: 0 ER: 0 SO: 12	R: 0 H: 0 ER: 0 SO: 17	R: 0 H: 0 ER: 0 SO: 13	R: 0 H: 0 ER: 0 SO: 10	R: 0 H: 0 ER: 0 SO: 20	ERA: 4.39	WHIP: 0.625					

Chicago White Sox @ Washington Nationals
 Nationals Park, Washington, DC
 Fri Jun 18 2010, 7:06 PM - 10:01 PM EDT
 Att: 40,325 - Clear - 81 F

livebaseballscorecards.com

AB 35
R 1
H 5
RBI 1
BB 2
SO 8
LOB 7




Batter	1	2	3	4	5	6	7	8	9	AB	R	H	RBI	BB	SO	LOB	TOP					
1 Juan Pierre, L (1,7) OBP: 0.316, SLG: 0.279	G4-3 ①		K ③		F9 ②		HBP ④			3	0	0	0	0	1	1	Chicago White Sox @ Washington Nationals Nationals Park, Washington, DC Sat Jun 19 2010, 4:11 PM - 6:44 PM EDT Att: 36,487 - Partly Cloudy - 90 F livebaseballscorecards.com					
11 Omar Vizquel, S (1,5) OBP: 0.318, SLG: 0.344	7 FC4-6 1B ①			20 1B 1B ②	P6 ③		K ④			4	1	2	0	0	1	2						
7 Mark Kotsay, L (1,3) OBP: 0.306, SLG: 0.358	FC4-6 25 CS 1-2 ②			G6-3 ①		F8 ①		20 1B BB ①		3	0	0	0	1	0	2						
25 Andrew Jones, R (1,8) OBP: 0.320, SLG: 0.455	CS 1-2 ①	F8 ①		K ②		10 FC5 12 1B 1B ②		F7 ①		4	0	1	0	0	1	2						
20 Carlos Quentin, R (1,9) OBP: 0.308, SLG: 0.397		G1-3 ②		12 1B 1B ②		K ②		12 G1-6-3 1B ②		4	0	2	1	0	1	1						
12 A.J. Pierzynski, L (1,2) OBP: 0.281, SLG: 0.374		1B ①		1B ①		10 FC5 1B ①		G1-6-3 1-2 ③		4	0	3	0	0	0	2						
10 Alexei Ramirez, R (1,6) OBP: 0.285, SLG: 0.387		K ③		K ③		FC5 1-2 2-3 ③		L9 ①		4	0	0	0	0	2	5						
15 Gordon Beckham, R (1,4) OBP: 0.273, SLG: 0.255			K ①		G5-3 ①		P4 ①		K ②	4	0	0	0	0	2	0						
44 Jake Peavy, R (1,1) OBP: 0.143, SLG: 0.143			P2 ②		1B ①		P6 ②		K ③	4	0	1	0	0	1	0						
Inning Stats	R: 0 E: 0 K: 0 S: 9	H: 1 LOB: 0 BB: 0 P: 18	R: 0 E: 0 K: 1 S: 8	H: 1 LOB: 1 BB: 0 P: 10	R: 0 E: 0 K: 2 S: 10	H: 0 LOB: 0 BB: 0 P: 16	R: 1 E: 0 K: 2 S: 14	H: 3 LOB: 2 BB: 0 P: 19	R: 0 E: 0 K: 1 S: 7	H: 1 LOB: 1 BB: 0 P: 11	R: 0 E: 0 K: 1 S: 17	H: 2 LOB: 2 BB: 0 P: 23	R: 0 E: 0 K: 1 S: 9	H: 0 LOB: 1 BB: 0 P: 18	R: 0 E: 0 K: 0 S: 6	H: 1 LOB: 1 BB: 1 P: 13		R: 0 E: 0 K: 2 S: 9	H: 0 LOB: 0 BB: 0 P: 12	1B: 9 2B: 0 3B: 0 HR: 0	SF: 0 SAC: 0 DP: 1 HBP: 1	WP: 0 PB: 0 CS: 1
PITCHER	IP WLS BF H R ER SO BB IBB HBP BLK WP HR S P ERA WHIP	IP WLS BF H R ER SO BB IBB HBP BLK WP HR S P ERA WHIP	IP WLS BF H R ER SO BB IBB HBP BLK WP HR S P ERA WHIP	IP WLS BF H R ER SO BB IBB HBP BLK WP HR S P ERA WHIP	IP WLS BF H R ER SO BB IBB HBP BLK WP HR S P ERA WHIP	IP WLS BF H R ER SO BB IBB HBP BLK WP HR S P ERA WHIP	IP WLS BF H R ER SO BB IBB HBP BLK WP HR S P ERA WHIP	IP WLS BF H R ER SO BB IBB HBP BLK WP HR S P ERA WHIP	IP WLS BF H R ER SO BB IBB HBP BLK WP HR S P ERA WHIP	IP WLS BF H R ER SO BB IBB HBP BLK WP HR S P ERA WHIP	IP WLS BF H R ER SO BB IBB HBP BLK WP HR S P ERA WHIP	IP WLS BF H R ER SO BB IBB HBP BLK WP HR S P ERA WHIP	IP WLS BF H R ER SO BB IBB HBP BLK WP HR S P ERA WHIP	IP WLS BF H R ER SO BB IBB HBP BLK WP HR S P ERA WHIP	IP WLS BF H R ER SO BB IBB HBP BLK WP HR S P ERA WHIP	IP WLS BF H R ER SO BB IBB HBP BLK WP HR S P ERA WHIP	IP WLS BF H R ER SO BB IBB HBP BLK WP HR S P ERA WHIP					
51 J.D. Martin, R (1,1) ERA: 3.55	6.0 L 25 8 1 1 6 0 0 0 0 0 0 65 97 1.50 1.333																					
17 Sean Burnett, L (7,1) ERA: 2.74	1.0 5 0 0 0 0 1 0 0 1 0 0 0 9 22 0.00 1.000																					
43 Miguel Batista, R (8,1) ERA: 4.58	1.0 3 1 0 0 0 0 0 0 0 0 0 0 6 9 0.00 1.000																					
39 Tyler Walker, R (9,1) ERA: 3.57	1.0 3 0 0 0 0 2 0 0 0 0 0 0 9 12 0.00 0.000																					

Batter	1	2	3	4	5	6	7	8	9	AB	R	H	RBI	BB	SO	LOB	BOTTOM			
1 Nyjer Morgan, L (1,8) OBP: 0.310, SLG: 0.327	16 S 15 1B 1B ①		B1-3 ①			G3 ①			15 SH3-4 BB ①	3	0	1	0	1	0	0	Chicago White Sox @ Washington Nationals Nationals Park, Washington, DC Sat Jun 19 2010, 4:11 PM - 6:44 PM EDT Att: 36,487 - Partly Cloudy - 90 F livebaseballscorecards.com			
15 Cristian Guzman, S (1,4) OBP: 0.321, SLG: 0.365	16 S 1B ①		G3 ②			G4-3 ②		SH3-4 ①	3	0	1	0	0	0	0	0				
11 Ryan Zimmerman, R (1,5) OBP: 0.380, SLG: 0.537	K ①		K ③			K ③		K ②	4	0	0	0	0	4	3					
44 Adam Dunn, L (1,3) OBP: 0.377, SLG: 0.580	F8 ②				F9 ①		K ①		3 0 0 0 1 1 2 0 0 0 0 0 0 0 IBB ①	3	0	0	0	0	1	2				
20 Adam Kennedy, L (9, PR) OBP: 0.321, SLG: 0.329	F8 ①				F9 ②		K ②		P4 ③	4	0	0	0	0	0	4				
16 Josh Willingham, R (1,7) OBP: 0.407, SLG: 0.481	F8 ③				G5-3 ②		F9 ②		P4 ③	4	0	0	0	0	0	4				
7 Ivan Rodriguez, R (1,2) OBP: 0.350, SLG: 0.435	L9 ①				L3 ③		G6-3 ③			3	0	0	0	0	0	0				
2 Roger Bernadina, L (1,9) OBP: 0.340, SLG: 0.437	1B ①				G3-1 ①			L6 ①	3	0	1	0	0	0	0	0				
6 Ian Desmond, R (1,6) OBP: 0.299, SLG: 0.400	F8 ②				K ②			G4-3 ②	3	0	0	0	0	1	1					
51 J.D. Martin, R (1,1) OBP: 0.167, SLG: 0.167	K ③				G6-3 ③			F8 ③	2	0	0	0	0	0	1	1				
17 Sean Burnett, L (7,1) ERA: 2.74										0	0	0	0	0	0	0				
43 Miguel Batista, R (8,1) OBP: 0.333, SLG: 0.333										0	0	0	0	0	0	0				
22 Willie Harris, L (8, PH) OBP: 0.244, SLG: 0.327										0	0	0	0	0	0	0				
39 Tyler Walker, R (9,1) ERA: 3.57										0	0	0	0	0	0	0				
Inning Stats	R: 0 E: 0 K: 1 S: 10	H: 2 LOB: 2 BB: 0 P: 18	R: 0 E: 0 K: 1 S: 9	H: 1 LOB: 1 BB: 0 P: 11	R: 0 E: 0 K: 1 S: 8	H: 0 LOB: 0 BB: 0 P: 10	R: 0 E: 0 K: 0 S: 7	H: 0 LOB: 0 BB: 0 P: 10	R: 0 E: 0 K: 1 S: 7	H: 0 LOB: 0 BB: 0 P: 8	R: 0 E: 0 K: 1 S: 9	H: 0 LOB: 0 BB: 0 P: 13	R: 0 E: 0 K: 0 S: 6	H: 0 LOB: 2 BB: 0 P: 10	R: 0 E: 0 K: 1 S: 8	H: 0 LOB: 2 BB: 2 P: 19	1B: 3 2B: 0 3B: 0 HR: 0	SF: 0 SAC: 1 DP: 0 HBP: 0	WP: 0 PB: 0 CS: 0	PA: 32
PITCHER	IP WLS BF H R ER SO BB IBB HBP BLK WP HR S P ERA WHIP	IP WLS BF H R ER SO BB IBB HBP BLK WP HR S P ERA WHIP	IP WLS BF H R ER SO BB IBB HBP BLK WP HR S P ERA WHIP	IP WLS BF H R ER SO BB IBB HBP BLK WP HR S P ERA WHIP	IP WLS BF H R ER SO BB IBB HBP BLK WP HR S P ERA WHIP	IP WLS BF H R ER SO BB IBB HBP BLK WP HR S P ERA WHIP	IP WLS BF H R ER SO BB IBB HBP BLK WP HR S P ERA WHIP	IP WLS BF H R ER SO BB IBB HBP BLK WP HR S P ERA WHIP	IP WLS BF H R ER SO BB IBB HBP BLK WP HR S P ERA WHIP	IP WLS BF H R ER SO BB IBB HBP BLK WP HR S P ERA WHIP	IP WLS BF H R ER SO BB IBB HBP BLK WP HR S P ERA WHIP	IP WLS BF H R ER SO BB IBB HBP BLK WP HR S P ERA WHIP	IP WLS BF H R ER SO BB IBB HBP BLK WP HR S P ERA WHIP	IP WLS BF H R ER SO BB IBB HBP BLK WP HR S P ERA WHIP	IP WLS BF H R ER SO BB IBB HBP BLK WP HR S P ERA WHIP	IP WLS BF H R ER SO BB IBB HBP BLK WP HR S P ERA WHIP				
44 Jake Peavy, R (1,1) ERA: 5.07	9.0 W 32 3 0 0 7 1 1 0 0 0 0 71 107 0.00 0.444																			


Chicago White Sox @ Washington Nationals
 Nationals Park, Washington, DC
 Sat Jun 19 2010, 4:11 PM - 6:44 PM EDT
 Att: 36,487 - Partly Cloudy - 90 F

AB	34
R	1
H	9
RBI	1
BB	1
SO	9
LOB	15



Chicago White Sox @ Washington Nationals
 Nationals Park, Washington, DC
 Sat Jun 19 2010, 4:11 PM - 6:44 PM EDT
 Att: 36,487 - Partly Cloudy - 90 F

AB	29
R	0
H	3
RBI	0
BB	2
SO	7
LOB	11



Batter	1	2	3	4	5	6	7	8	9	AB	R	H	RBI	BB	SO	LOB	TOP								
1 Juan Pierre, L (1,7) OBP: 0.315, SLG: 0.278	G5-3		G6-3			F8			SH2-3	4	1	1	0	0	0	0									
10 Alexei Ramirez, R (1,6) OBP: 0.287, SLG: 0.388	G6-3		1B			K			G6-3	5	1	2	0	0	1	1									
51 Alex Rios, R (1,8) OBP: 0.377, SLG: 0.558	1B		L7			1B			1B	5	2	3	2	0	0	1									
14 Paul Konerko, R (1,3) OBP: 0.396, SLG: 0.574	1B		G2			1B			K	5	1	2	3	0	1	2									
20 Carlos Quentin, R (1,9) OBP: 0.307, SLG: 0.394	FC4-6		G6-3			1B			K	4	0	1	0	0	1	1									
27 Ramon Castro, R (1,2) OBP: 0.417, SLG: 0.548			G4-3			1B			K	4	0	2	0	0	1	0									
24 Dayan Viciedo, R (1,5) ERA: 4.23	F8		F8			G4-6-3			K	4	0	1	0	0	1	3	AB 39								
37 Matt Thornton, L (8,1)			1B			1B			K	0	0	0	0	0	0	0	R 6								
40 J.J. Putz, R (9,1)			1B			1B			K	0	0	0	0	0	0	0	H 15								
15 Gordon Beckham, R (1,4) OBP: 0.277, SLG: 0.259	1B		G6-3			G6-3			F8	4	0	2	0	0	0	1	RBI 5								
43 Freddy Garcia, R (1,1)	B2-6-3		K			G6-3			G6-3	3	0	0	0	0	1	4	BB 0								
11 Omar Vizquel, S (8,5) OBP: 0.324, SLG: 0.351	1B		G6-3			G6-3			1B	1	1	1	0	0	0	0	SO 6								
Inning Stats	R: 1 E: 0 K: 0 S: 10	H: 2 LOB: 1 BB: 0 P: 17	R: 0 E: 0 K: 0 S: 10	H: 2 LOB: 1 BB: 0 P: 11	R: 0 E: 0 K: 0 S: 11	H: 1 LOB: 1 BB: 0 P: 15	R: 0 E: 0 K: 1 S: 10	H: 2 LOB: 2 BB: 0 P: 14	R: 4 E: 0 K: 0 S: 25	H: 6 LOB: 0 BB: 0 P: 31	R: 0 E: 0 K: 1 S: 8	H: 0 LOB: 0 BB: 0 P: 12	R: 0 E: 0 K: 1 S: 7	H: 0 LOB: 0 BB: 0 P: 11	R: 0 E: 0 K: 2 S: 8	H: 0 LOB: 0 BB: 0 P: 12	R: 1 E: 0 K: 1 S: 10	H: 2 LOB: 1 BB: 0 P: 18	1B: 14 2B: 1 3B: 0 HR: 0	SF: 0 SAC: 1 DP: 2 HBP: 0	WP: 0 PB: 0 CS: 2	PA: 40			
PITCHER	IP WLS BF H R ER SO BB IBB HBP BLK WP HR S P ERA WHIP	IP WLS BF H R ER SO BB IBB HBP BLK WP HR S P ERA WHIP	IP WLS BF H R ER SO BB IBB HBP BLK WP HR S P ERA WHIP	IP WLS BF H R ER SO BB IBB HBP BLK WP HR S P ERA WHIP	IP WLS BF H R ER SO BB IBB HBP BLK WP HR S P ERA WHIP	IP WLS BF H R ER SO BB IBB HBP BLK WP HR S P ERA WHIP	IP WLS BF H R ER SO BB IBB HBP BLK WP HR S P ERA WHIP	IP WLS BF H R ER SO BB IBB HBP BLK WP HR S P ERA WHIP	IP WLS BF H R ER SO BB IBB HBP BLK WP HR S P ERA WHIP	IP WLS BF H R ER SO BB IBB HBP BLK WP HR S P ERA WHIP	IP WLS BF H R ER SO BB IBB HBP BLK WP HR S P ERA WHIP	IP WLS BF H R ER SO BB IBB HBP BLK WP HR S P ERA WHIP	IP WLS BF H R ER SO BB IBB HBP BLK WP HR S P ERA WHIP	IP WLS BF H R ER SO BB IBB HBP BLK WP HR S P ERA WHIP	IP WLS BF H R ER SO BB IBB HBP BLK WP HR S P ERA WHIP	IP WLS BF H R ER SO BB IBB HBP BLK WP HR S P ERA WHIP	IP WLS BF H R ER SO BB IBB HBP BLK WP HR S P ERA WHIP	IP WLS BF H R ER SO BB IBB HBP BLK WP HR S P ERA WHIP	IP WLS BF H R ER SO BB IBB HBP BLK WP HR S P ERA WHIP	IP WLS BF H R ER SO BB IBB HBP BLK WP HR S P ERA WHIP	IP WLS BF H R ER SO BB IBB HBP BLK WP HR S P ERA WHIP	IP WLS BF H R ER SO BB IBB HBP BLK WP HR S P ERA WHIP	IP WLS BF H R ER SO BB IBB HBP BLK WP HR S P ERA WHIP	IP WLS BF H R ER SO BB IBB HBP BLK WP HR S P ERA WHIP	IP WLS BF H R ER SO BB IBB HBP BLK WP HR S P ERA WHIP

Chicago White Sox @ Washington Nationals
Nationals Park, Washington, DC
Sun Jun 20 2010, 1:36 PM - 4:14 PM EDT
Att: 31,763 - Partly Cloudy - 87 F

AB	39
R	6
H	15
RBI	5
BB	0
SO	6
LOB	13



Batter	1	2	3	4	5	6	7	8	9	AB	R	H	RBI	BB	SO	LOB	BOTTOM								
1 Nyer Morgan, L (1,8) OBP: 0.310, SLG: 0.326	F8		G3			1B			L9	4	0	1	0	0	0	1									
15 Cristian Guzman, S (1,4) OBP: 0.374, SLG: 0.376	L9		B3			1B			1B	4	1	2	0	0	0	1									
11 Ryan Zimmerman, R (1,5) OBP: 0.374, SLG: 0.528	K		G6-3			G5-4-3			K	4	0	0	0	0	2	3									
44 Adam Dunn, L (1,3) OBP: 0.372, SLG: 0.571	K		FC3			G6-3			K	4	1	0	1	0	2	1									
16 Josh Willingham, R (1,7) OBP: 0.408, SLG: 0.486	L6		1B			2B			L7	4	1	2	0	0	0	1									
2 Roger Bernadina, L (1,9) OBP: 0.344, SLG: 0.439	K		1B			G4-3			1B	4	0	2	1	0	1	1									
6 Ian Desmond, R (1,6) OBP: 0.294, SLG: 0.393	K		L7			K			FC4-6	4	0	0	0	0	2	4	AB 35								
23 Wil Nieves, R (1,2) OBP: 0.210, SLG: 0.250	K2-3		K			G6-3			K	3	0	1	1	0	1	0	R 3								
22 Willie Harris, L (9,PH)			1B			G6-3			K	1	0	0	0	0	1	1	H 8								
31 John Lannan, L (1,1) OBP: 0.115, SLG: 0.080			G6-3			F8			K	1	0	0	0	0	0	0	RBI 3								
43 Miguel Batista, R (5,1) OBP: 0.333, SLG: 0.333									K	1	0	0	0	0	0	0	BB 1								
20 Adam Kennedy, L (7,PH) OBP: 0.320, SLG: 0.327									K	1	0	0	0	0	0	0	SO 10								
22 Drew Storen, S (8,1) OBP: 1.000, SLG: 1.000									K	1	0	0	0	0	0	0	LOB 16								
7 Ivan Rodriguez, R (9,PH) OBP: 0.246, SLG: 0.432										1	0	0	0	0	1	1									
Inning Stats	R: 0 E: 0 K: 1 S: 7	H: 0 LOB: 0 BB: 0 P: 9	R: 0 E: 0 K: 2 S: 7	H: 0 LOB: 0 BB: 0 P: 10	R: 0 E: 0 K: 2 S: 9	H: 0 LOB: 1 BB: 1 P: 16	R: 3 E: 0 K: 0 S: 16	H: 4 LOB: 2 BB: 0 P: 24	R: 0 E: 0 K: 0 S: 5	H: 1 LOB: 0 BB: 0 P: 5	R: 0 E: 0 K: 1 S: 11	H: 1 LOB: 1 BB: 0 P: 18	R: 0 E: 0 K: 0 S: 9	H: 0 LOB: 0 BB: 0 P: 16	R: 0 E: 0 K: 2 S: 10	H: 1 LOB: 1 BB: 0 P: 14	R: 0 E: 0 K: 2 S: 10	H: 1 LOB: 1 BB: 0 P: 12	1B: 6 2B: 1 3B: 1 HR: 0	SF: 0 SAC: 0 DP: 1 HBP: 0	WP: 0 PB: 0 CS: 0	PA: 36			
PITCHER	IP WLS BF H R ER SO BB IBB HBP BLK WP HR S P ERA WHIP	IP WLS BF H R ER SO BB IBB HBP BLK WP HR S P ERA WHIP	IP WLS BF H R ER SO BB IBB HBP BLK WP HR S P ERA WHIP	IP WLS BF H R ER SO BB IBB HBP BLK WP HR S P ERA WHIP	IP WLS BF H R ER SO BB IBB HBP BLK WP HR S P ERA WHIP	IP WLS BF H R ER SO BB IBB HBP BLK WP HR S P ERA WHIP	IP WLS BF H R ER SO BB IBB HBP BLK WP HR S P ERA WHIP	IP WLS BF H R ER SO BB IBB HBP BLK WP HR S P ERA WHIP	IP WLS BF H R ER SO BB IBB HBP BLK WP HR S P ERA WHIP	IP WLS BF H R ER SO BB IBB HBP BLK WP HR S P ERA WHIP	IP WLS BF H R ER SO BB IBB HBP BLK WP HR S P ERA WHIP	IP WLS BF H R ER SO BB IBB HBP BLK WP HR S P ERA WHIP	IP WLS BF H R ER SO BB IBB HBP BLK WP HR S P ERA WHIP	IP WLS BF H R ER SO BB IBB HBP BLK WP HR S P ERA WHIP	IP WLS BF H R ER SO BB IBB HBP BLK WP HR S P ERA WHIP	IP WLS BF H R ER SO BB IBB HBP BLK WP HR S P ERA WHIP	IP WLS BF H R ER SO BB IBB HBP BLK WP HR S P ERA WHIP	IP WLS BF H R ER SO BB IBB HBP BLK WP HR S P ERA WHIP	IP WLS BF H R ER SO BB IBB HBP BLK WP HR S P ERA WHIP	IP WLS BF H R ER SO BB IBB HBP BLK WP HR S P ERA WHIP	IP WLS BF H R ER SO BB IBB HBP BLK WP HR S P ERA WHIP	IP WLS BF H R ER SO BB IBB HBP BLK WP HR S P ERA WHIP	IP WLS BF H R ER SO BB IBB HBP BLK WP HR S P ERA WHIP	IP WLS BF H R ER SO BB IBB HBP BLK WP HR S P ERA WHIP	IP WLS BF H R ER SO BB IBB HBP BLK WP HR S P ERA WHIP

Chicago White Sox @ Washington Nationals
Nationals Park, Washington, DC
Sun Jun 20 2010, 1:36 PM - 4:14 PM EDT
Att: 31,763 - Partly Cloudy - 87 F

AB	35
R	3
H	8
RBI	3
BB	1
SO	10
LOB	16



Batter	1	2	3	4	5	6	7	8	9	AB	R	H	RBI	BB	SO	LOB	TOP					
22 Scott Podsednik, L (1, 7) OBP: 0.341, SLG: 0.369										4	0	4	0	0	0	0	Kansas City Royals @ Washington Nationals Nationals Park, Washington, DC Mon Jun 21 2010, 7:10 PM - 9:49 PM EDT Att: 13,592 - Clear - 88 F					
18 Jason Kendall, R (1, 2) OBP: 0.322, SLG: 0.311										3	0	0	1	0	0	4						
9 David DeJesus, L (1, 8) OBP: 0.395, SLG: 0.485										4	0	0	0	0	0	3						
16 Billy Butler, R (1, 3) OBP: 0.383, SLG: 0.491										4	0	1	0	0	0	2						
6 Jose Guillen, R (1, 9) OBP: 0.336, SLG: 0.470										4	0	1	0	0	0	1						
8 Willie Bloomquist, R (9, PR) OBP: 0.246, SLG: 0.349										0	0	0	0	0	0	0						
13 Alberto Callaspo, S (1, 5) OBP: 0.298, SLG: 0.428										4	0	1	0	0	0	2						
13 Mike Aviles, R (1, 4) OBP: 0.348, SLG: 0.405										4	0	3	0	0	1	1						
3 Yuniesky Betancourt, R (1, 6) OBP: 0.298, SLG: 0.406										3	1	0	0	1	2	5						
52 Bruce Chen, L (1, 1) OBP: 1.000, SLG: 1.000										1	0	1	0	0	0	0						
24 Wilson Betemit, S (7, PH) OBP: 0.526, SLG: 1.000										1	0	0	0	0	0	1						
51 Robinson Tejeda, R (7, 1) OBP: 0.344, SLG: 0.366										0	0	0	0	0	0	0						
12 Mitch Maier, L (9, PH) OBP: 0.344, SLG: 0.366										1	0	0	0	0	1	2						
Inning Stats	R: 0 E: 0 K: 0 S: 7	H: 1 LOB: 0 BB: 0 P: 11	R: 0 E: 0 K: 2 S: 14	H: 1 LOB: 1 BB: 0 P: 21	R: 1 E: 0 K: 0 S: 9	H: 1 LOB: 1 BB: 1 P: 16	R: 0 E: 0 K: 0 S: 5	H: 0 LOB: 0 BB: 0 P: 9	R: 0 E: 0 K: 1 S: 14	H: 3 LOB: 2 BB: 0 P: 20	R: 0 E: 0 K: 1 S: 8	H: 0 LOB: 0 BB: 0 P: 11	R: 0 E: 0 K: 1 S: 8	H: 2 LOB: 1 BB: 0 P: 11	R: 0 E: 0 K: 1 S: 8	H: 1 LOB: 1 BB: 0 P: 13	R: 0 E: 0 K: 3 S: 11	H: 2 LOB: 2 BB: 0 P: 15	1B: 9 2B: 2 3B: 0 HR: 0	SF: 0 SAC: 2 DP: 0 HBP: 0	WP: 0 PB: 0 CS: 2	PA: 36
PITCHER	IP WLS BF H R ER SO BB IBB HBP BLK WP HR S P ERA WHIP																					
61 Livan Hernandez, R (1, 1) ERA: 2.82	7.0 W 27 8 1 1 5 1 0 0 0 0 0 0 65 99 1.29 1.286																					
36 Tyler Clippard, R (8, 1) ERA: 1.51	1.0 H 4 1 0 0 1 0 0 0 0 0 0 0 8 13 0.00 1.000																					
55 Matt Capps, R (9, 1) ERA: 3.06	1.0 S 5 2 0 0 3 0 0 0 0 0 0 0 11 15 0.00 2.000																					

Batter	1	2	3	4	5	6	7	8	9	AB	R	H	RBI	BB	SO	LOB	BOTTOM			
1 Nnyer Morgan, L (1, 8) OBP: 0.313, SLG: 0.327										2	0	1	0	1	0	0	Kansas City Royals @ Washington Nationals Nationals Park, Washington, DC Mon Jun 21 2010, 7:10 PM - 9:49 PM EDT Att: 13,592 - Clear - 88 F			
15 Cristian Guzman, S (1, 4) OBP: 0.327, SLG: 0.355										3	1	1	1	1	0	2				
11 Ryan Zimmerman, R (1, 5) OBP: 0.380, SLG: 0.525										1	0	0	0	3	1	2				
44 Adam Dunn, L (1, 3) OBP: 0.367, SLG: 0.562										4	0	0	0	0	0	5				
55 Matt Capps, R (9, 1) ERA: 3.06										0	0	0	0	0	0	0				
16 Josh Willingham, R (1, 7) OBP: 0.404, SLG: 0.479										3	0	0	0	0	1	2				
7 Ivan Rodriguez, R (1, 2) OBP: 0.341, SLG: 0.424										3	0	0	0	0	2	1				
38 Michael Morse, R (1, 9) OBP: 0.457, SLG: 0.634										3	1	1	1	0	0	0				
36 Tyler Clippard, R (8, 1) OBP: 1.000, SLG: 1.000										0	0	0	0	0	0	0				
20 Adam Kennedy, L (9, 3) OBP: 0.320, SLG: 0.327										0	0	0	0	0	0	0				
6 Ian Desmond, R (1, 6) OBP: 0.290, SLG: 0.388										3	0	0	0	0	2	0				
61 Livan Hernandez, R (1, 1) ERA: 3.96										2	0	0	0	0	0	0				
2 Roger Bernadina, L (8, 9) OBP: 0.348, SLG: 0.443										1	0	1	0	0	0	0				
Inning Stats	R: 0 E: 0 K: 0 S: 8	H: 1 LOB: 1 BB: 1 P: 15	R: 1 E: 0 K: 0 S: 7	H: 1 LOB: 0 BB: 0 P: 11	R: 0 E: 0 K: 0 S: 7	H: 0 LOB: 0 BB: 1 P: 15	R: 0 E: 0 K: 2 S: 12	H: 0 LOB: 1 BB: 1 P: 21	R: 0 E: 0 K: 1 S: 6	H: 0 LOB: 0 BB: 0 P: 7	R: 1 E: 0 K: 0 S: 17	H: 1 LOB: 1 BB: 1 P: 27	R: 0 E: 0 K: 2 S: 11	H: 0 LOB: 0 BB: 0 P: 12	R: 0 E: 0 K: 1 S: 13	H: 1 LOB: 2 BB: 1 P: 21	1B: 2 2B: 0 3B: 0 HR: 2	SF: 0 SAC: 1 DP: 1 HBP: 0	WP: 1 PB: 0 SB: 0 CS: 1	PA: 31
PITCHER	IP WLS BF H R ER SO BB IBB HBP BLK WP HR S P ERA WHIP																			
52 Bruce Chen, L (1, 1) ERA: 3.96	6.0 L 23 3 2 2 3 4 0 0 0 0 0 0 2 57 3.00 1.167																			
51 Robinson Tejeda, R (7, 1) ERA: 3.93	2.0 8 1 0 0 3 1 0 0 0 0 0 0 24 33 0.00 1.000																			

AB	33
R	1
H	11
RBI	1
BB	1
SO	9
LOB	20



AB	25
R	2
H	4
RBI	2
BB	5
SO	6
LOB	12



Batter	1	2	3	4	5	6	7	8	9	AB	R	H	RBI	BB	SO	LOB	TOP							
1 Nyer Morgan, L (1, 8) OBP: 0.316, SLG: 0.332											5	3	4	1	0	0	0	Washington Nationals @ Baltimore Orioles Oriole Park at Camden Yards, Baltimore, MD Fri Jun 25 2010, 7:10 PM - 11:03 PM EDT Att: 43,484 - Partly Cloudy - 90 F livebaseballscorecards.com						
15 Cristian Guzman, S (1, 4) OBP: 0.331, SLG: 0.365										3	1	0	0	1	0	2								
11 Ryan Zimmerman, R (1, 5) OBP: 0.380, SLG: 0.522											5	1	2	0	0	1	5							
44 Adam Dunn, L (1, 3) OBP: 0.364, SLG: 0.567											4	0	1	4	0	2	3							
16 Josh Willingham, R (1, 10) OBP: 0.406, SLG: 0.498											5	0	2	0	0	1	2							
7 Ivan Rodriguez, R (1, 2) OBP: 0.328, SLG: 0.412											4	0	1	1	1	0	2							
38 Michael Morse, R (1, 9) OBP: 0.440, SLG: 0.600											4	0	1	0	0	0	3							
2 Roger Bernadina, L (7, 9) OBP: 0.341, SLG: 0.430											1	0	0	0	0	0	2							
22 Willie Harris, L (1, 7) OBP: 0.240, SLG: 0.318											4	0	1	0	0	1	2							
6 Ian Desmond, R (1, 6) OBP: 0.285, SLG: 0.376											3	1	0	0	1	0	2							
Inning Stats	R: 1 E: 0 K: 2 S: 16	H: 1 LOB: 1 BB: 1 P: 28	R: 0 E: 0 K: 0 S: 7	H: 1 LOB: 1 BB: 0 P: 7	R: 2 E: 0 K: 0 S: 13	H: 3 LOB: 2 BB: 0 P: 22	R: 3 E: 0 K: 0 S: 17	H: 3 LOB: 1 BB: 1 P: 27	R: 0 E: 0 K: 1 S: 13	H: 0 LOB: 1 BB: 1 P: 20	R: 0 E: 0 K: 1 S: 11	H: 1 LOB: 1 BB: 0 P: 15	R: 0 E: 0 K: 0 S: 8	H: 0 LOB: 0 BB: 0 P: 15	R: 0 E: 0 K: 1 S: 13	H: 2 LOB: 2 BB: 0 P: 20	1B: 10 2B: 2 3B: 0 HR: 0	SF: 1 SAC: 0 DP: 0 HBP: 1	WP: 0 PB: 0 SB: 3 CS: 0	PA: 43				
PITCHER	IP WLS BF H R ER SO BB IBB HBP BLK WP HR S P ERA WHIP	IP WLS BF H R ER SO BB IBB HBP BLK WP HR S P ERA WHIP	IP WLS BF H R ER SO BB IBB HBP BLK WP HR S P ERA WHIP	IP WLS BF H R ER SO BB IBB HBP BLK WP HR S P ERA WHIP	IP WLS BF H R ER SO BB IBB HBP BLK WP HR S P ERA WHIP	IP WLS BF H R ER SO BB IBB HBP BLK WP HR S P ERA WHIP	IP WLS BF H R ER SO BB IBB HBP BLK WP HR S P ERA WHIP	IP WLS BF H R ER SO BB IBB HBP BLK WP HR S P ERA WHIP	IP WLS BF H R ER SO BB IBB HBP BLK WP HR S P ERA WHIP	IP WLS BF H R ER SO BB IBB HBP BLK WP HR S P ERA WHIP	IP WLS BF H R ER SO BB IBB HBP BLK WP HR S P ERA WHIP	IP WLS BF H R ER SO BB IBB HBP BLK WP HR S P ERA WHIP	IP WLS BF H R ER SO BB IBB HBP BLK WP HR S P ERA WHIP	IP WLS BF H R ER SO BB IBB HBP BLK WP HR S P ERA WHIP	IP WLS BF H R ER SO BB IBB HBP BLK WP HR S P ERA WHIP	IP WLS BF H R ER SO BB IBB HBP BLK WP HR S P ERA WHIP	IP WLS BF H R ER SO BB IBB HBP BLK WP HR S P ERA WHIP	IP WLS BF H R ER SO BB IBB HBP BLK WP HR S P ERA WHIP	IP WLS BF H R ER SO BB IBB HBP BLK WP HR S P ERA WHIP	IP WLS BF H R ER SO BB IBB HBP BLK WP HR S P ERA WHIP	IP WLS BF H R ER SO BB IBB HBP BLK WP HR S P ERA WHIP			
34 Jake Arrieta, R (1, 1) ERA: 6.2	4.1 25 8 6 5 2 3 0 1 0 0 0 60 95 10.38 2.538	1.2 5 1 0 0 2 0 0 0 0 0 0 17 24 0.00 0.600	5.0 5 1 0 0 0 0 0 0 0 0 0 10 19 0.00 0.750	8.1 2 0 0 0 0 0 0 0 0 0 5 10 0.00 0.000	9.1 5 2 0 0 1 0 0 0 0 0 0 13 20 0.00 2.000																			
27 Mark Hendrickson, L (5, 1) ERA: 5.79																								
50 Frank Mata, R (7, 1) ERA: 5.25																								
13 Will Ohman, L (8, 1) ERA: 3.13																								
55 Alfredo Simon, R (9, 1) ERA: 3.71																								

Batter	1	2	3	4	5	6	7	8	9	AB	R	H	RBI	BB	SO	LOB	BOTTOM					
6 Corey Patterson, L (1, 7) OBP: 0.322, SLG: 0.370										4	1	3	1	1	0	0						
9 Miguel Tejada, R (1, 5) OBP: 0.311, SLG: 0.373										4	0	0	1	0	2	4						
21 Nick Markakis, L (1, 9) OBP: 0.396, SLG: 0.431										4	0	3	0	1	0	0						
30 Luke Scott, L (1, 10) OBP: 0.342, SLG: 0.505										5	0	1	0	0	1	7						
10 Adam Jones, R (1, 8) OBP: 0.296, SLG: 0.432										5	0	1	1	0	0	2						
32 Matt Wieters, S (1, 2) OBP: 0.300, SLG: 0.339										3	1	1	0	2	1	2						
9 Jake Fox, R (9, 9) OBP: 0.265, SLG: 0.317										0	1	0	0	0	0	0						
25 Garrett Atkins, R (1, 3) ERA: 2.57										3	0	0	0	0	0	3						
40 Scott Moore, L (6, 9) OBP: 0.300, SLG: 0.417										2	1	2	2	0	0	0						
2 Julio Lugo, R (1, 4) OBP: 0.287, SLG: 0.244										4	1	0	0	1	0	3						
3 Cesar Izturis, S (1, 6) OBP: 0.279, SLG: 0.260										4	2	2	0	0	0	1						
Inning Stats	R: 0 E: 0 K: 0 S: 5	H: 0 LOB: 0 BB: 1 P: 11	R: 0 E: 0 K: 0 S: 12	H: 2 LOB: 2 BB: 0 P: 20	R: 0 E: 0 K: 1 S: 14	H: 1 LOB: 2 BB: 0 P: 19	R: 0 E: 0 K: 1 S: 7	H: 0 LOB: 0 BB: 0 P: 10	R: 3 E: 2 K: 1 S: 22	H: 4 LOB: 2 BB: 0 P: 31	R: 0 E: 0 K: 1 S: 13	H: 1 LOB: 2 BB: 1 P: 22	R: 0 E: 0 K: 0 S: 8	H: 1 LOB: 0 BB: 0 P: 11	R: 3 E: 0 K: 0 S: 19	H: 3 LOB: 2 BB: 2 P: 34	R: 1 E: 1 K: 0 S: 4	H: 1 LOB: 2 BB: 1 P: 11	1B: 11 2B: 1 3B: 0 HR: 1	SF: 1 SAC: 0 DP: 3 HBP: 0	WP: 1 PB: 0 SB: 2 CS: 0	PA: 44
PITCHER	IP WLS BF H R ER SO BB IBB HBP BLK WP HR S P ERA WHIP	IP WLS BF H R ER SO BB IBB HBP BLK WP HR S P ERA WHIP	IP WLS BF H R ER SO BB IBB HBP BLK WP HR S P ERA WHIP	IP WLS BF H R ER SO BB IBB HBP BLK WP HR S P ERA WHIP	IP WLS BF H R ER SO BB IBB HBP BLK WP HR S P ERA WHIP	IP WLS BF H R ER SO BB IBB HBP BLK WP HR S P ERA WHIP	IP WLS BF H R ER SO BB IBB HBP BLK WP HR S P ERA WHIP	IP WLS BF H R ER SO BB IBB HBP BLK WP HR S P ERA WHIP	IP WLS BF H R ER SO BB IBB HBP BLK WP HR S P ERA WHIP	IP WLS BF H R ER SO BB IBB HBP BLK WP HR S P ERA WHIP	IP WLS BF H R ER SO BB IBB HBP BLK WP HR S P ERA WHIP	IP WLS BF H R ER SO BB IBB HBP BLK WP HR S P ERA WHIP	IP WLS BF H R ER SO BB IBB HBP BLK WP HR S P ERA WHIP	IP WLS BF H R ER SO BB IBB HBP BLK WP HR S P ERA WHIP	IP WLS BF H R ER SO BB IBB HBP BLK WP HR S P ERA WHIP	IP WLS BF H R ER SO BB IBB HBP BLK WP HR S P ERA WHIP	IP WLS BF H R ER SO BB IBB HBP BLK WP HR S P ERA WHIP	IP WLS BF H R ER SO BB IBB HBP BLK WP HR S P ERA WHIP	IP WLS BF H R ER SO BB IBB HBP BLK WP HR S P ERA WHIP	IP WLS BF H R ER SO BB IBB HBP BLK WP HR S P ERA WHIP	IP WLS BF H R ER SO BB IBB HBP BLK WP HR S P ERA WHIP	IP WLS BF H R ER SO BB IBB HBP BLK WP HR S P ERA WHIP
51 J.D. Martin, R (1, 1) ERA: 3.03	4.1 21 0 0 0 1 0 0 0 0 0 0 3 5 0.00 0.000	0.1 1 0 0 0 1 0 0 0 0 0 0 0 3 5 0.00 0.000	1.0 5 1 0 0 0 1 0 0 0 0 0 12 19 0.00 2.000	0.0																		

Batter	1	2	3	4	5	6	7	8	9	AB	R	H	RBI	BB	SO	LOB	TOP										
1 Nyer Morgan, L (1,8) OBP: 0.315, SLG: 0.327										4	0	0	0	1	1	1											
20 Adam Kennedy, L (1,4) OBP: 0.317, SLG: 0.319										4	0	2	0	0	0	0	1										
11 Ryan Zimmerman, R (1,5) OBP: 0.384, SLG: 0.517										3	1	1	0	1	0	1											
44 Adam Dunn, L (1,10) OBP: 0.368, SLG: 0.563										2	0	0	0	1	2	3											
16 Josh Willingham, R (1,7) OBP: 0.405, SLG: 0.502										4	1	1	1	0	2	4											
2 Roger Bernadina, L (1,9) OBP: 0.345, SLG: 0.445										3	1	1	2	1	1	3											
38 Michael Morse, R (1,3) OBP: 0.400, SLG: 0.540										4	0	0	0	0	1	2											
12 Alberto Gonzalez, R (1,6) OBP: 0.300, SLG: 0.328										3	0	0	0	0	1	0											
22 Willie Harris, L (9,PH) OBP: 0.246, SLG: 0.318										0	0	0	0	1	0	0											
23 Wil Nieves, R (1,2) OBP: 0.204, SLG: 0.243										3	0	0	0	0	0	0											
7 Ivan Rodriguez, R (9,PH) OBP: 0.330, SLG: 0.400										1	0	0	0	0	0	1											
Inning Stats	R: 0 E: 0 K: 1 S: 6	H: 0 LOB: 0 BB: 0 P: 8	R: 0 E: 0 K: 0 S: 13	H: 0 LOB: 1 BB: 2 P: 25	R: 0 E: 0 K: 0 S: 10	H: 0 LOB: 1 BB: 1 P: 19	R: 3 E: 0 K: 2 S: 15	H: 2 LOB: 0 BB: 1 P: 22	R: 0 E: 0 K: 0 S: 7	H: 1 LOB: 1 BB: 0 P: 11	R: 0 E: 0 K: 1 S: 9	H: 0 LOB: 0 BB: 0 P: 15	R: 0 E: 0 K: 0 S: 9	H: 0 LOB: 0 BB: 0 P: 13	R: 0 E: 0 K: 3 S: 14	H: 2 LOB: 2 BB: 0 P: 18	R: 0 E: 0 K: 1 S: 9	H: 0 LOB: 1 BB: 1 P: 15	1B: 3 2B: 0 3B: 1 HR: 1	SF: 0 SAC: 0 DP: 1 HBP: 1	WP: 0 PB: 0 CS: 0	PA: 37					
PITCHER	IP	WLS	BF	H	R	ER	SO	BB	IBB	HBP	BLK	WP	HR	S	P	ERA	WHIP										
46 Jeremy Guthrie, R (1,1) ERA: 4.3	6.0		25	3	3	3	4	4	0	1	0	0	1	60	100	4.50	1.167										
49 Jason Berken, R (7,1) ERA: 1.95	1.0		3	0	0	0	0	0	0	0	0	0	0	9	13	0.00	0.000										
13 Will Ohman, L (8,1) ERA: 3.0	0.1		3	2	0	0	1	0	0	0	0	0	0	8	12	0.00	6.000										
29 David Hernandez, R (8,1) ERA: 4.58	0.2	W	2	0	0	0	2	0	0	0	0	0	0	6	6	0.00	0.000										
55 Alfredo Simon, R (9,1) ERA: 3.32	1.0	S	4	0	0	0	1	1	0	0	0	0	0	9	15	0.00	1.000										

Washington Nationals @ Baltimore Orioles
 Oriole Park at Camden Yards, Baltimore, MD
 Sun Jun 27 2010, 1:37 PM - 4:07 PM EDT
 Att: 22,951 - Cloudy - 94 F

AB	31
R	3
H	5
RBI	3
BB	5
SO	8
LOB	16



Batter	1	2	3	4	5	6	7	8	9	AB	R	H	RBI	BB	SO	LOB	BOTTOM										
6 Corey Patterson, L (1,7) OBP: 0.323, SLG: 0.381										4	1	1	0	0	0	1											
9 Miguel Tejada, R (1,5) OBP: 0.318, SLG: 0.379										4	0	2	1	0	0	0											
21 Nick Markakis, L (1,9) OBP: 0.398, SLG: 0.427										3	0	0	0	1	0	0											
23 Ty Wigginton, R (1,3) OBP: 0.351, SLG: 0.472										4	0	0	0	0	0	2											
3 Cesar Izturis, S (9,6) OBP: 0.276, SLG: 0.260										0	0	0	0	0	0	0											
30 Luke Scott, L (1,10) OBP: 0.335, SLG: 0.495										3	1	1	0	0	1	0											
10 Adam Jones, R (1,8) OBP: 0.296, SLG: 0.441										3	1	1	1	0	0	0											
32 Matt Wieters, S (1,2) OBP: 0.307, SLG: 0.346										3	1	1	0	0	1	0											
40 Scott Moore, L (1,4) OBP: 0.304, SLG: 0.407										3	0	1	1	0	1	0											
2 Julio Lugo, R (1,6) OBP: 0.287, SLG: 0.254										3	0	1	0	0	0	1											
Inning Stats	R: 0 E: 0 K: 0 S: 5	H: 0 LOB: 0 BB: 0 P: 10	R: 0 E: 0 K: 1 S: 7	H: 0 LOB: 0 BB: 0 P: 11	R: 0 E: 0 K: 2 S: 12	H: 0 LOB: 0 BB: 0 P: 19	R: 0 E: 0 K: 0 S: 9	H: 1 LOB: 0 BB: 0 P: 16	R: 3 E: 1 K: 0 S: 10	H: 4 LOB: 1 BB: 0 P: 14	R: 0 E: 0 K: 0 S: 6	H: 0 LOB: 0 BB: 0 P: 11	R: 0 E: 0 K: 0 S: 7	H: 0 LOB: 0 BB: 0 P: 11	R: 1 E: 0 K: 0 S: 10	H: 3 LOB: 2 BB: 1 P: 21	1B: 4 2B: 4 3B: 0 HR: 0	SF: 0 SAC: 0 DP: 0 HBP: 0	WP: 0 PB: 0 CS: 0	PA: 31							
PITCHER	IP	WLS	BF	H	R	ER	SO	BB	IBB	HBP	BLK	WP	HR	S	P	ERA	WHIP										
56 Luis Atlano, R (1,1) ERA: 4.33	7.0		25	5	3	2	3	0	0	0	0	0	0	10	21	9.00	3.000										
36 Tyler Clippard, R (8,1) ERA: 2.25	1.0	L	6	3	1	1	0	0	1	0	0	0	0	10	21	9.00	3.000										

Washington Nationals @ Baltimore Orioles
 Oriole Park at Camden Yards, Baltimore, MD
 Sun Jun 27 2010, 1:37 PM - 4:07 PM EDT
 Att: 22,951 - Cloudy - 94 F

AB	30
R	4
H	8
RBI	3
BB	1
SO	3
LOB	4



Batter	1	2	3	4	5	6	7	8	9	AB	R	H	RBI	BB	SO	LOB	TOP							
1 Nyer Morgan, L (1,8) OBP: 0.311, SLG: 0.323	E6 7 BB		F9		G4-3			K		4	0	0	0	0	1	1	Washington Nationals @ Atlanta Braves Turner Field, Atlanta, GA Mon Jun 28 2010, 7:12 PM - 10:08 PM EDT Att: 42,889 - Partly Cloudy - 92 F							
7 Ivan Rodriguez, R (1,2) OBP: 0.333, SLG: 0.399	SAFE 1-2 BB 11 G6-4-3			11 CS 1B		G5-3		F9		3	0	1	0	1	0	0								
11 Ryan Zimmerman, R (1,5) OBP: 0.382, SLG: 0.510	G6-4-3 1-2			G5-3		44 FC6-5 BB		G1-3		3	0	0	0	1	0	2								
44 Adam Dunn, L (1,3) OBP: 0.366, SLG: 0.559		K		16 BB 1B		FC6-5 1-2		P6		4	0	1	0	0	1	1								
16 Josh Willingham, R (1,7) OBP: 0.407, SLG: 0.498		G5-3		1B		G1-3		2 BB BB		2	0	0	0	2	0	1								
2 Roger Bernadina, L (1,9) OBP: 0.354, SLG: 0.456		6 E 1B		K				BB		3	0	2	0	1	1	2								
6 Ian Desmond, R (1,6) OBP: 0.289, SLG: 0.375		K		37 FC1-6 1B		SH1-3 2B		BB		3	0	1	0	0	2	3								
12 Alberto Gonzalez, R (1,4) OBP: 0.292, SLG: 0.371				K		K		G5-3		3	0	0	0	0	3	2								
15 Cristian Guzman, S (9, PH) OBP: 0.328, SLG: 0.380				K		K		G5-3		1	0	0	0	0	0	2								
37 Stephen Strasburg, R (1,1) OBP: 0.111, SLG: 0.111				G6-3		FC1-6 1-2		G6-3		3	0	0	0	0	0	2								
17 Sean Burnett, L (7, 1)										0	0	0	0	0	0	0								
22 Drew Storen, S (7, 1) OBP: 1.000, SLG: 1.000										0	0	0	0	0	0	0								
43 Miguel Batista, R (8, 1) OBP: 0.333, SLG: 0.333										0	0	0	0	0	0	0								
Inning Stats	R: 0 E: 1 K: 0 S: 10	H: 0 LOB: 0 BB: 1 P: 14	R: 0 E: 1 K: 2 S: 16	H: 1 LOB: 1 BB: 0 P: 24	R: 0 E: 0 K: 1 S: 7	H: 0 LOB: 0 BB: 0 P: 10	R: 0 E: 0 K: 1 S: 14	H: 2 LOB: 2 BB: 1 P: 24	R: 0 E: 0 K: 1 S: 10	H: 1 LOB: 1 BB: 0 P: 14	R: 0 E: 0 K: 0 S: 8	H: 0 LOB: 1 BB: 1 P: 16	R: 0 E: 0 K: 1 S: 9	H: 1 LOB: 1 BB: 0 P: 11	R: 0 E: 0 K: 1 S: 8	H: 0 LOB: 0 BB: 2 P: 11	R: 0 E: 0 K: 1 S: 10	H: 0 LOB: 2 BB: 2 P: 21	1B: 4 2B: 1 3B: 0 HR: 0	SF: 0 SAC: 1 DP: 1 HBP: 0	WP: 0 PB: 0 SB: 0 CS: 1	PA: 35		
PITCHER	IP WLS BF H R ER SO BB IBB HBP BLK WP HR S P ERA WHIP	7.0 W 27 5 0 0 6 3 0 0 0 0 0 74 113 0.00 1.143	2.0 8 0 0 0 2 2 0 0 0 0 0 18 32 0.00 1.000																					

AB	29
R	0
H	5
RBI	0
BB	5
SO	8
LOB	16



Batter	1	2	3	4	5	6	7	8	9	AB	R	H	RBI	BB	SO	LOB	BOTTOM						
14 Martin Prado, R (1,4) OBP: 0.372, SLG: 0.472	G5-3		G5-3			K		SF9		3	0	0	1	0	1	0	Washington Nationals @ Atlanta Braves Turner Field, Atlanta, GA Mon Jun 28 2010, 7:12 PM - 10:08 PM EDT Att: 42,889 - Partly Cloudy - 92 F						
53 Melky Cabrera, S (1,9) OBP: 0.321, SLG: 0.335	16 BB 2B		G4-3		G3-1		BB			3	0	1	0	1	0	0							
10 Chipper Jones, S (1,5) OBP: 0.390, SLG: 0.393	F7			25 CS-4-3 1B		K				3	1	1	0	1	1	3							
16 Brian McCann, L (1,2) OBP: 0.381, SLG: 0.444	2H 1B			K		G4-3		G4-3		4	1	2	0	0	1	1							
25 Troy Glaus, R (1,3) OBP: 0.373, SLG: 0.472		19 BB BB		G5-4-3 1-2		E6 19 BB 20 SF8 1 BB		F9		3	1	0	0	1	0	3							
20 Eric Hinske, L (1,7) OBP: 0.381, SLG: 0.523				K		SF8		K		2	0	0	1	0	2	1							
39 Jonny Venters, L (8, 1) ERA: 1.53										1	0	0	0	0	1	0							
19 Yunel Escobar, R (1,6) OBP: 0.349, SLG: 0.294										3	1	2	1	0	1	0							
1 Gregor Blanco, L (1,8) OBP: 0.424, SLG: 0.333										3	1	1	1	0	1	2							
15 Tim Hudson, R (1,1) ERA: 2.27										2	0	0	0	0	1	0							
4 Omar Infante, R (7, PH) OBP: 0.339, SLG: 0.376										1	0	1	1	0	0	0							
Inning Stats	R: 0 E: 0 K: 0 S: 6	H: 2 LOB: 2 BB: 0 P: 9	R: 0 E: 0 K: 1 S: 7	H: 1 LOB: 1 BB: 1 P: 16	R: 0 E: 0 K: 0 S: 7	H: 0 LOB: 0 BB: 0 P: 10	R: 0 E: 0 K: 1 S: 8	H: 1 LOB: 0 BB: 0 P: 11	R: 0 E: 0 K: 3 S: 9	H: 0 LOB: 0 BB: 0 P: 15	R: 0 E: 0 K: 2 S: 11	H: 0 LOB: 0 BB: 0 P: 12	R: 5 E: 1 K: 1 S: 20	H: 4 LOB: 2 BB: 2 P: 42	R: 0 E: 0 K: 1 S: 8	H: 0 LOB: 0 BB: 0 P: 12	1B: 7 2B: 1 3B: 0 HR: 0	SF: 2 SAC: 0 DP: 2 HBP: 0	WP: 0 PB: 0 SB: 0 CS: 0	PA: 33			
PITCHER	IP WLS BF H R ER SO BB IBB HBP BLK WP HR S P ERA WHIP	6.1 L 25 6 4 4 7 2 0 0 0 0 0 3 7 5.68 1.263																					

AB	28
R	5
H	8
RBI	5
BB	3
SO	9
LOB	10



Batter	1	2	3	4	5	6	7	8	9	AB	R	H	RBI	BB	SO	LOB	TOP							
1 Nyer Morgan, L OBP: 0.312, SLG: 0.324										5	1	2	1	0	1	3	Washington Nationals @ Atlanta Braves Turner Field, Atlanta, GA Tue Jun 29 2010, 7:11 PM - 10:09 PM EDT Att: 19,045 - Partly Cloudy - 85 F							
2 Roger Bernadina, L OBP: 0.356, SLG: 0.451										4	1	1	0	1	1	3								
11 Ryan Zimmerman, R OBP: 0.378, SLG: 0.508										5	0	1	2	0	1	4								
44 Adam Dunn, L OBP: 0.361, SLG: 0.549										5	0	0	0	0	3	3								
22 Willie Harris, L OBP: 0.330, SLG: 0.318										0	0	0	0	0	0	0								
16 Josh Willingham, R OBP: 0.407, SLG: 0.508										5	2	2	2	0	1	0								
36 Tyler Clippard, R OBP: 1.000, SLG: 1.000										0	0	0	0	0	0	0								
7 Ivan Rodriguez, R OBP: 0.330, SLG: 0.393										5	0	1	0	0	1	1								
15 Cristian Guzman, S OBP: 0.335, SLG: 0.378										1	2	0	0	2	0	1								
12 Alberto Gonzalez, R OBP: 0.333, SLG: 0.354										4	1	4	1	0	0	0								
35 Craig Stammen, R OBP: 0.231, SLG: 0.320										3	0	0	1	0	2	6								
17 Sean Burnett, L OBP: 0.317, SLG: 0.319										0	0	0	0	0	0	0								
20 Adam Kennedy, L OBP: 0.317, SLG: 0.319										0	0	0	0	0	0	0								
Inning Stats	R: 0 E: 0 K: 0 S: 9	H: 1 LOB: 1 BB: 0 P: 15	R: 0 E: 0 K: 1 S: 13	H: 2 LOB: 2 BB: 0 P: 17	R: 0 E: 0 K: 0 S: 8	H: 0 LOB: 0 BB: 0 P: 14	R: 0 E: 0 K: 1 S: 8	H: 0 LOB: 0 BB: 0 P: 14	R: 3 E: 1 K: 3 S: 19	H: 3 LOB: 1 BB: 1 P: 30	R: 1 E: 0 K: 0 S: 13	H: 2 LOB: 2 BB: 1 P: 22	R: 2 E: 0 K: 2 S: 16	H: 2 LOB: 0 BB: 0 P: 24	R: 1 E: 0 K: 1 S: 18	H: 1 LOB: 2 BB: 1 P: 30	R: 0 E: 0 K: 2 S: 8	H: 0 LOB: 0 BB: 0 P: 14	1B: 9 2B: 1 3B: 0 HR: 1	SF: 1 SAC: 0 DP: 0 HBP: 1	WP: 0 PB: 0 SB: 2 CS: 0	PA: 42		
PITCHER	IP WLS BF H R ER SO BB IBB HBP BLK WP HR S P ERA WHIP	IP WLS BF H R ER SO BB IBB HBP BLK WP HR S P ERA WHIP	IP WLS BF H R ER SO BB IBB HBP BLK WP HR S P ERA WHIP	IP WLS BF H R ER SO BB IBB HBP BLK WP HR S P ERA WHIP	IP WLS BF H R ER SO BB IBB HBP BLK WP HR S P ERA WHIP	IP WLS BF H R ER SO BB IBB HBP BLK WP HR S P ERA WHIP	IP WLS BF H R ER SO BB IBB HBP BLK WP HR S P ERA WHIP	IP WLS BF H R ER SO BB IBB HBP BLK WP HR S P ERA WHIP	IP WLS BF H R ER SO BB IBB HBP BLK WP HR S P ERA WHIP	IP WLS BF H R ER SO BB IBB HBP BLK WP HR S P ERA WHIP	IP WLS BF H R ER SO BB IBB HBP BLK WP HR S P ERA WHIP	IP WLS BF H R ER SO BB IBB HBP BLK WP HR S P ERA WHIP	IP WLS BF H R ER SO BB IBB HBP BLK WP HR S P ERA WHIP	IP WLS BF H R ER SO BB IBB HBP BLK WP HR S P ERA WHIP	IP WLS BF H R ER SO BB IBB HBP BLK WP HR S P ERA WHIP	IP WLS BF H R ER SO BB IBB HBP BLK WP HR S P ERA WHIP	IP WLS BF H R ER SO BB IBB HBP BLK WP HR S P ERA WHIP	IP WLS BF H R ER SO BB IBB HBP BLK WP HR S P ERA WHIP	IP WLS BF H R ER SO BB IBB HBP BLK WP HR S P ERA WHIP	IP WLS BF H R ER SO BB IBB HBP BLK WP HR S P ERA WHIP	IP WLS BF H R ER SO BB IBB HBP BLK WP HR S P ERA WHIP	IP WLS BF H R ER SO BB IBB HBP BLK WP HR S P ERA WHIP	IP WLS BF H R ER SO BB IBB HBP BLK WP HR S P ERA WHIP	IP WLS BF H R ER SO BB IBB HBP BLK WP HR S P ERA WHIP

AB	37
R	7
H	11
RBI	7
BB	3
SO	10
LOB	21



Batter	1	2	3	4	5	6	7	8	9	AB	R	H	RBI	BB	SO	LOB	BOTTOM							
14 Martín Prado, R OBP: 0.376, SLG: 0.483										3	1	2	1	1	0	0	Washington Nationals @ Atlanta Braves Turner Field, Atlanta, GA Tue Jun 29 2010, 7:11 PM - 10:09 PM EDT Att: 19,045 - Partly Cloudy - 85 F							
53 Melky Cabrera, S OBP: 0.320, SLG: 0.338										4	0	1	1	0	4									
10 Chipper Jones, S OBP: 0.384, SLG: 0.386										4	0	0	0	0	1									
16 Brian McCann, L OBP: 0.375, SLG: 0.436										4	0	0	0	0	1									
8 David Ross, R OBP: 0.397, SLG: 0.354										0	0	0	0	0	0									
25 Troy Glaus, R OBP: 0.368, SLG: 0.465										4	0	0	0	0	1									
20 Eric Hinske, L OBP: 0.353, SLG: 0.510										4	0	0	0	0	1									
19 Yunel Escobar, R OBP: 0.347, SLG: 0.290										3	0	0	0	1	2									
1 Grégor Blanco, L OBP: 0.444, SLG: 0.367										3	1	2	0	0	0									
32 Derek Lowe, R OBP: 0.280, SLG: 0.174										1	0	0	0	0	2									
34 Eric O'Flaherty, L ERA: 4.53										0	0	0	0	0	0									
58 Peter Moylan, R ERA: 3.3										0	0	0	0	0	0									
43 Jesse Chavez, R ERA: 5.81										0	0	0	0	0	0									
50 Cristhian Martinez, R ERA: 5.98										0	0	0	0	0	0									
Inning Stats	R: 0 E: 0 K: 0 S: 6	H: 0 LOB: 0 BB: 0 P: 12	R: 0 E: 0 K: 1 S: 6	H: 0 LOB: 0 BB: 0 P: 9	R: 1 E: 0 K: 0 S: 9	H: 2 LOB: 1 BB: 0 P: 15	R: 0 E: 0 K: 1 S: 6	H: 0 LOB: 0 BB: 0 P: 10	R: 0 E: 0 K: 0 S: 6	H: 1 LOB: 3 BB: 2 P: 17	R: 0 E: 0 K: 0 S: 6	H: 0 LOB: 0 BB: 0 P: 9	R: 0 E: 0 K: 1 S: 8	H: 0 LOB: 0 BB: 0 P: 11	R: 1 E: 0 K: 2 S: 18	H: 2 LOB: 1 BB: 0 P: 27	R: 0 E: 0 K: 1 S: 9	H: 0 LOB: 0 BB: 0 P: 14	1B: 2 2B: 2 3B: 1 HR: 0	SF: 0 SAC: 1 DP: 0 HBP: 0	WP: 0 PB: 0 SB: 0 CS: 0	PA: 34		
PITCHER	IP WLS BF H R ER SO BB IBB HBP BLK WP HR S P ERA WHIP	IP WLS BF H R ER SO BB IBB HBP BLK WP HR S P ERA WHIP	IP WLS BF H R ER SO BB IBB HBP BLK WP HR S P ERA WHIP	IP WLS BF H R ER SO BB IBB HBP BLK WP HR S P ERA WHIP	IP WLS BF H R ER SO BB IBB HBP BLK WP HR S P ERA WHIP	IP WLS BF H R ER SO BB IBB HBP BLK WP HR S P ERA WHIP	IP WLS BF H R ER SO BB IBB HBP BLK WP HR S P ERA WHIP	IP WLS BF H R ER SO BB IBB HBP BLK WP HR S P ERA WHIP	IP WLS BF H R ER SO BB IBB HBP BLK WP HR S P ERA WHIP	IP WLS BF H R ER SO BB IBB HBP BLK WP HR S P ERA WHIP	IP WLS BF H R ER SO BB IBB HBP BLK WP HR S P ERA WHIP	IP WLS BF H R ER SO BB IBB HBP BLK WP HR S P ERA WHIP	IP WLS BF H R ER SO BB IBB HBP BLK WP HR S P ERA WHIP	IP WLS BF H R ER SO BB IBB HBP BLK WP HR S P ERA WHIP	IP WLS BF H R ER SO BB IBB HBP BLK WP HR S P ERA WHIP	IP WLS BF H R ER SO BB IBB HBP BLK WP HR S P ERA WHIP	IP WLS BF H R ER SO BB IBB HBP BLK WP HR S P ERA WHIP	IP WLS BF H R ER SO BB IBB HBP BLK WP HR S P ERA WHIP	IP WLS BF H R ER SO BB IBB HBP BLK WP HR S P ERA WHIP	IP WLS BF H R ER SO BB IBB HBP BLK WP HR S P ERA WHIP	IP WLS BF H R ER SO BB IBB HBP BLK WP HR S P ERA WHIP	IP WLS BF H R ER SO BB IBB HBP BLK WP HR S P ERA WHIP	IP WLS BF H R ER SO BB IBB HBP BLK WP HR S P ERA WHIP	IP WLS BF H R ER SO BB IBB HBP BLK WP HR S P ERA WHIP



Batter	1	2	3	4	5	6	7	8	9	AB	R	H	RBI	BB	SO	LOB	TOP					
1 Nyer Morgan, L (1,8) OBP: 0.314, SLG: 0.324	B5-3		K							3	0	1	0	1	1	1	Washington Nationals @ Atlanta Braves Turner Field, Atlanta, GA Wed Jun 30 2010, 7:11 PM - 10:08 PM EDT Att: 20,091 - Overcast - 83 F					
2 Roger Bernadina, L (1,9) OBP: 0.350, SLG: 0.442	K		P6							3	0	0	0	0	1	4						
38 Michael Morse, R (7,PH) OBP: 0.393, SLG: 0.529	K									1	0	0	0	0	0	1						
45 Doug Slaten, L (7,1)	K									0	0	0	0	0	0	0						
43 Miguel Batista, R (7,1) OBP: 0.333, SLG: 0.333	K									0	0	0	0	0	0	0						
55 Matt Capps, R (8,1)	K									0	0	0	0	0	0	0						
11 Ryan Zimmerman, R (1,5) OBP: 0.377, SLG: 0.504	K									4	1	1	0	0	2	0						
44 Adam Dunn, L (1,3) OBP: 0.362, SLG: 0.552										4	0	2	0	0	1	0						
16 Josh Willingham, R (1,7) OBP: 0.405, SLG: 0.502	K									3	0	0	0	1	2	1						
7 Ivan Rodriguez, R (1,2) OBP: 0.322, SLG: 0.390	G4-3									4	0	1	0	0	0	3						
15 Cristian Guzman, S (1,4) OBP: 0.337, SLG: 0.378	K									3	0	1	0	1	2	2						
12 Alberto Gonzalez, R (1,6) OBP: 0.329, SLG: 0.348										4	0	1	0	0	2	3						
51 J.D. Martin, R (1,1) OBP: 0.286, SLG: 0.429										1	0	1	0	0	0	0						
62 Joel Peralta, R (6,1)										0	0	0	0	0	0	0						
6 Ian Desmond, R (7,PH) OBP: 0.287, SLG: 0.372										2	0	0	0	0	1	1						
										2	0	0	0	0	1	1						
Inning Stats	R: 0 E: 0 K: 2 S: 9	H: 0 LOB: 0 BB: 0 P: 14	R: 0 E: 0 K: 2 S: 11	H: 1 LOB: 1 BB: 0 P: 16	R: 0 E: 0 K: 1 S: 11	H: 1 LOB: 0 BB: 0 P: 13	R: 0 E: 0 K: 1 S: 8	H: 0 LOB: 0 BB: 0 P: 12	R: 0 E: 0 K: 0 S: 11	H: 2 LOB: 3 BB: 1 P: 17	R: 1 E: 0 K: 1 S: 12	H: 2 LOB: 2 BB: 2 P: 24	R: 0 E: 0 K: 0 S: 5	H: 1 LOB: 0 BB: 0 P: 8	R: 0 E: 0 K: 2 S: 8	H: 0 LOB: 0 BB: 0 P: 10	R: 0 E: 0 K: 3 S: 13	H: 1 LOB: 1 BB: 0 P: 16	1B: 6 2B: 2 3B: 0 HR: 0	SF: 0 SAC: 1 DP: 2 HBP: 0	WP: 2 PB: 0 SB: 0 CS: 0	PA: 36
PITCHER	IP WLS BF H R ER SO BB IBB HBP BLK WP HR S P ERA WHIP																PITCHER	IP WLS BF H R ER SO BB IBB HBP BLK WP HR S P ERA WHIP				
49 Jair Jurrjens, R (1,1) ERA: 5.99	5.0 W 23 6 1 1 6 2 0 0 0 0 1 0 56 85 1.80 1.600																					
58 Peter Moylan, R (6,1) ERA: 3.19	1.0 H 3 0 0 0 1 1 0 0 0 0 1 0 6 11 0.00 1.000																					
39 Jonny Venters, L (7,1) ERA: 1.27	1.0 H 3 1 0 0 0 0 0 0 0 0 0 0 5 8 0.00 1.000																					
40 Takashi Saito, R (8,1) ERA: 3.81	1.0 H 3 0 0 0 2 0 0 0 0 0 0 0 8 10 0.00 0.000																					
13 Billy Wagner, L (9,1) ERA: 1.15	1.0 S 4 1 0 0 3 0 0 0 0 0 0 0 13 16 0.00 1.000																					
Batter	1	2	3	4	5	6	7	8	9	AB	R	H	RBI	BB	SO	LOB	BOTTOM					
14 Martin Prado, R (1,4) OBP: 0.374, SLG: 0.483	G4-3									4	1	1	1	0	0	1	Washington Nationals @ Atlanta Braves Turner Field, Atlanta, GA Wed Jun 30 2010, 7:11 PM - 10:08 PM EDT Att: 20,091 - Overcast - 83 F					
53 Melky Cabrera, S (1,9) OBP: 0.319, SLG: 0.333	P4									3	1	0	0	0	0	2						
10 Chipper Jones, S (1,5) OBP: 0.385, SLG: 0.385	F7									3	0	1	0	1	0	1						
16 Brian McCann, L (1,2) OBP: 0.377, SLG: 0.439	BB									3	0	1	1	0	0	1						
25 Troy Glaus, R (1,3) OBP: 0.366, SLG: 0.460	BB									3	0	0	0	1	1	4						
20 Eric Hinske, L (1,7) OBP: 0.362, SLG: 0.510										2	1	1	1	2	0	0						
40 Takashi Saito, L (8,1)										0	0	0	0	0	0	0						
13 Billy Wagner, L (9,1)										0	0	0	0	0	0	0						
19 Yunel Escobar, R (1,6) OBP: 0.346, SLG: 0.286	P3									3	0	0	0	0	1	7						
1 Gregor Blanco, L (1,8) OBP: 0.450, SLG: 0.382	G6-3									4	1	2	0	0	0	1						
49 Jair Jurrjens, R (1,1) OBP: 0.333, SLG: 0.143	K									2	0	1	1	0	1	0						
58 Peter Moylan, R (6,1)	K									0	0	0	0	0	0	0						
7 Brooks Conrad, S (6,PH) OBP: 0.324, SLG: 0.561										1	0	0	0	0	1	1						
39 Jonny Venters, L (7,1)										0	0	0	0	0	0	0						
4 Omar Infante, R (8,7) OBP: 0.337, SLG: 0.373										1	0	0	0	0	1	1						
Inning Stats	R: 1 E: 0 K: 0 S: 19	H: 2 LOB: 3 BB: 2 P: 37	R: 0 E: 0 K: 1 S: 9	H: 0 LOB: 0 BB: 0 P: 13	R: 0 E: 0 K: 0 S: 7	H: 1 LOB: 1 BB: 0 P: 11	R: 2 E: 0 K: 0 S: 15	H: 3 LOB: 1 BB: 0 P: 25	R: 0 E: 0 K: 1 S: 7	H: 0 LOB: 0 BB: 0 P: 10	R: 0 E: 0 K: 1 S: 11	H: 0 LOB: 1 BB: 0 P: 18	R: 1 E: 0 K: 0 S: 10	H: 0 LOB: 3 BB: 2 P: 25	R: 0 E: 0 K: 0 S: 6	H: 1 LOB: 0 BB: 0 P: 10	1B: 5 2B: 2 3B: 0 HR: 0	SF: 1 SAC: 0 DP: 0 HBP: 3	WP: 0 PB: 0 SB: 0 CS: 1	PA: 37		
PITCHER	IP WLS BF H R ER SO BB IBB HBP BLK WP HR S P ERA WHIP																PITCHER	IP WLS BF H R ER SO BB IBB HBP BLK WP HR S P ERA WHIP				
51 J.D. Martin, R (1,1) ERA: 3.38	5.0 L 23 6 3 3 2 2 0 0 0 0 0 0 57 96 5.40 1.600																					
62 Joel Peralta, R (6,1) ERA: 3.14	1.0 4 0 0 0 1 0 0 0 1 0 0 0 11 18 0.00 0.000																					
45 Doug Slaten, L (7,1) ERA: 3.14	0.1 4 0 1 1 0 1 0 2 0 0 0 0 6 16 27.00 3.000																					
43 Miguel Batista, R (7,1) ERA: 3.95	0.2 3 0 0 0 1 1 0 0 0 0 0 0 4 9 0.00 1.500																					
55 Matt Capps, R (8,1) ERA: 3.39	1.0 3 1 0 0 0 0 0 0 0 0 0 0 6 10 0.00 1.000																					

Batter	1	2	3	4	5	6	7	8	9	AB	R	H	RBI	BB	SO	LOB	TOP	
27 Jesús Feliciano, L (1,8) OBP: 0.298, SLG: 0.348										4	1	2	0	0	0	2		
11 Rubén Tejada, R (1,6) OBP: 0.316, SLG: 0.314										3	0	0	0	0	1	1		
5 David Wright, R (1,5) OBP: 0.388, SLG: 0.541										4	0	0	0	0	1	2		
29 Ike Davis, L (1,3) OBP: 0.333, SLG: 0.430											4	0	1	1	0	0		
12 Jeff Francoeur, R (1,9) OBP: 0.311, SLG: 0.409										4	0	0	0	0	2	1		
23 Chris Carter, L (1,7) OBP: 0.269, SLG: 0.415											3	0	1	0	0	1		
16 Ángel Pagán, S (6, PR) OBP: 0.361, SLG: 0.442											1	0	0	0	0	0		
4 Henry Blanco, R (1,2) OBP: 0.368, SLG: 0.444											3	0	2	0	0	1		
21 Rod Barajas, R (9, 2) OBP: 0.282, SLG: 0.454											1	0	0	0	0	0		
13 Alex Cora, L (1,4) OBP: 0.291, SLG: 0.281											4	0	1	0	0	2		
57 Johan Santana, L (1,1) OBP: 0.133, SLG: 0.200											2	0	0	0	0	2		
64 Elmer Dessens, R (8, 1)											0	0	0	0	0	0		
25 Pedro Feliciano, L (8, 1)											0	0	0	0	0	0		
18 Ryota Igarashi, R (9, 1)											0	0	0	0	0	0		
Inning Stats	R: 1 H: 2 E: 0 K: 2 S: 13	H: 2 R: 1 ER: 1 LOB: 1 BB: 0 P: 25	R: 0 H: 2 E: 0 K: 1 S: 10	H: 2 R: 1 ER: 0 LOB: 2 BB: 0 P: 14	R: 0 H: 0 E: 0 K: 0 S: 6	H: 0 R: 0 ER: 0 LOB: 0 BB: 0 P: 9	R: 0 H: 1 E: 0 K: 1 S: 11	H: 1 R: 0 ER: 0 LOB: 1 BB: 0 P: 15	R: 0 H: 1 E: 0 K: 0 S: 10	H: 1 R: 0 ER: 0 LOB: 2 BB: 1 P: 16	R: 0 H: 0 E: 0 K: 2 S: 8	H: 0 R: 0 ER: 0 LOB: 0 BB: 0 P: 13	R: 0 H: 0 E: 0 K: 1 S: 8	H: 1 R: 0 ER: 0 LOB: 1 BB: 0 P: 10	1B: 8 2B: 2 3B: 0 HR: 0	SF: 0 SAC: 2 DP: 0 HBP: 0	WP: 0 PB: 0 SB: 0 CS: 0	PA: 35
PITCHER	IP	WLS	BF	H	R	ER	SO	BB	IBB	HBP	BLK	WP	HR	S	P	ERA	WHIP	
61 Livan Hernandez, R (1,1) ERA: 2.98	7.0		28	7	1	1	7	0	0	0	0	0	0	68	107	1.29	1.000	
22 Drew Storen, R (8,1) ERA: 1.74	1.0		3	0	0	0	1	0	0	0	0	0	0	8	9	0.00	0.000	
55 Matt Capps, R (9,1) ERA: 3.28	1.0	W	4	1	0	0	1	0	0	0	0	0	0	8	10	0.00	1.000	

New York Mets @ Washington Nationals
 Nationals Park, Washington, DC
 Thu Jul 01 2010, 7:10 PM - 9:53 PM EDT
 Att: 20,167 - Clear - 76 F

AB	33
R	1
H	8
RBI	1
BB	0
SO	9
LOB	9



Batter	1	2	3	4	5	6	7	8	9	AB	R	H	RBI	BB	SO	LOB	BOTTOM	
1 Nyer Morgan, L (1,8) OBP: 0.316, SLG: 0.325											5	0	2	1	0	2		
15 Cristian Guzman, S (1,4) OBP: 0.338, SLG: 0.376											5	0	2	0	0	2		
11 Ryan Zimmerman, R (1,5) OBP: 0.374, SLG: 0.500											4	0	1	1	0	1		
44 Adam Dunn, L (1,3) OBP: 0.364, SLG: 0.553											3	0	1	0	1	1		
20 Adam Kennedy, L (8, PR) OBP: 0.317, SLG: 0.319											0	0	0	0	0	0		
16 Josh Willingham, R (1,7) OBP: 0.406, SLG: 0.500											3	0	1	0	1	2		
38 Michael Morse, R (1,9) OBP: 0.373, SLG: 0.500											3	0	0	0	0	3		
2 Roger Bernadina, L (8,9) OBP: 0.348, SLG: 0.440											1	0	0	0	0	2		
6 Ian Desmond, R (1,6) OBP: 0.290, SLG: 0.378											4	1	2	0	0	3		
23 Wil Nieves, R (1,2) OBP: 0.207, SLG: 0.238											2	0	0	0	1	0		
61 Livan Hernandez, R (1,1) OBP: 0.154, SLG: 0.120											1	0	0	0	1	1		
12 Alberto Gonzalez, R (7, PH) OBP: 0.334, SLG: 0.343											1	0	0	0	1	1		
22 Drew Storen, S (8,1) OBP: 1.000, SLG: 1.000											0	0	0	0	0	0		
55 Matt Capps, R (9,1) ERA: 0.51											0	0	0	0	0	0		
22 Willie Harris, L (9, PH) OBP: 0.252, SLG: 0.318											0	1	0	0	1	0		
Inning Stats	R: 0 H: 1 E: 0 K: 1 S: 8	H: 1 R: 0 ER: 0 LOB: 1 BB: 0 P: 12	R: 0 H: 0 E: 0 K: 1 S: 6	H: 0 R: 0 ER: 0 LOB: 0 BB: 0 P: 9	R: 0 H: 0 E: 0 K: 1 S: 6	H: 0 R: 0 ER: 0 LOB: 1 BB: 1 P: 13	R: 0 H: 1 E: 0 K: 1 S: 10	H: 1 R: 0 ER: 0 LOB: 1 BB: 0 P: 15	R: 0 H: 1 E: 0 K: 1 S: 9	H: 1 R: 0 ER: 0 LOB: 2 BB: 1 P: 15	R: 1 H: 2 E: 0 K: 0 S: 13	H: 2 R: 0 ER: 0 LOB: 3 BB: 1 P: 15	R: 0 H: 1 E: 0 K: 0 S: 9	H: 1 R: 0 ER: 0 LOB: 1 BB: 1 P: 15	1B: 7 2B: 2 3B: 0 HR: 0	SF: 1 SAC: 2 DP: 0 HBP: 0	WP: 1 PB: 0 SB: 0 CS: 0	PA: 39
PITCHER	IP	WLS	BF	H	R	ER	SO	BB	IBB	HBP	BLK	WP	HR	S	P	ERA	WHIP	
57 Johan Santana, L (1,1) ERA: 3.41	7.0		29	6	1	1	7	2	0	0	0	1	0	60	97	1.29	1.143	
64 Elmer Dessens, R (8,1) ERA: 0.51	0.1		3	1	0	0	0	1	0	0	0	0	0	4	8	0.00	6.000	
25 Pedro Feliciano, L (8,1) ERA: 2.2	1.0	L	6	2	1	1	0	1	0	0	0	0	0	12	22	9.00	3.000	
18 Ryota Igarashi, R (9,1) ERA: 8.0	0.1		1	0	0	0	0	0	0	0	0	0	0	1	3	0.00	0.000	

New York Mets @ Washington Nationals
 Nationals Park, Washington, DC
 Thu Jul 01 2010, 7:10 PM - 9:53 PM EDT
 Att: 20,167 - Clear - 76 F

AB	32
R	2
H	9
RBI	2
BB	4
SO	7
LOB	19



Batter	1	2	3	4	5	6	7	8	9	AB	R	H	RBI	BB	SO	LOB	TOP					
16 Angel Pagán, S OBP: 0.359, SLG: 0.437	G4-3		F8	K			1B		K	5	0	1	0	0	2	1	New York Mets @ Washington Nationals Nationals Park, Washington, DC Fri Jul 02 2010, 7:08 PM - 10:04 PM EDT Att: 24,410 - Clear - 80 F					
11 Rubén Tejada, R OBP: 0.309, SLG: 0.297	5 1B 29 G4-3 HBP		K		G3-1		L7		G1-3	4	1	0	0	0	1	1						
5 David Wright, R OBP: 0.391, SLG: 0.546	29 G4-3 1B			44 BB 13 3B			K		G5-3	5	1	3	0	0	1	1						
29 Ike Davis, L OBP: 0.332, SLG: 0.424	G4-3			44 BB 13 3B		F8				3	1	0	1	1	1	3						
44 Jason Bay, R OBP: 0.367, SLG: 0.439	K			13 3B		F9			G4-3	3	1	0	0	1	1	2						
21 Rod Barajas, R OBP: 0.318, SLG: 0.445	P4		F8			F9			F9	4	0	0	0	0	0	3						
12 Jeff Francoeur, R OBP: 0.313, SLG: 0.410	K		L6			1B			13 F7 1B	4	0	2	0	0	1	3						
13 Alex Cora, L OBP: 0.290, SLG: 0.297	G4-3			49 2B		F7			E6	4	1	1	3	0	0	2						
49 Jonathon Niese, L OBP: 0.276, SLG: 0.300			K			G4-3			K	3	0	1	1	0	1	1						
17 Fernando Lirio, R OBP: 0.246, SLG: 0.330										0	0	0	0	0	0	0						
23 Chris Carter, R OBP: 0.282, SLG: 0.369										0	0	0	0	0	0	1	2					
39 Bobby Parnell, R ERA: 1.17										0	0	0	0	0	0	0	0					
25 Pedro Feliciano, L ERA: 2.15										0	0	0	0	0	0	0	0					
64 Elmer Dessens, R ERA: 1.8										0	0	0	0	0	0	0	0					
75 Francisco Rodríguez, R ERA: 1.99										0	0	0	0	0	0	0	0					
Inning Stats	R: 1 H: 1 E: 0 K: 1 S: 11	L: 1 LOB: 1 BB: 0 P: 14	R: 0 H: 0 E: 0 K: 1 S: 16	L: 0 LOB: 0 BB: 0 P: 21	R: 0 H: 0 E: 0 K: 2 S: 7	L: 0 LOB: 1 BB: 2 P: 12	R: 4 H: 3 E: 0 K: 1 S: 18	L: 3 LOB: 1 BB: 2 P: 31	R: 0 H: 1 E: 0 K: 0 S: 8	L: 1 LOB: 1 BB: 0 P: 9	R: 0 H: 1 E: 0 K: 0 S: 11	L: 1 LOB: 1 BB: 0 P: 10	R: 0 H: 1 E: 0 K: 2 S: 12	L: 1 LOB: 2 BB: 0 P: 18	R: 0 H: 1 E: 1 K: 1 S: 9	L: 2 LOB: 2 BB: 1 P: 14	R: 0 H: 0 E: 0 K: 1 S: 6	L: 0 LOB: 0 BB: 0 P: 7	1B: 5 2B: 2 3B: 1 HR: 0	SF: 0 SAC: 0 DP: 0 HBP: 1	WP: 0 PB: 0 SB: 1 CS: 0	PA: 39
PITCHER	IP WLS BF H R ER SO BB IBB HBP BLK WP HR S P ERA WHIP																					
56 Luis Atliano, R ERA: 4.72	3.2 L 18 4 5 5 4 2 0 0 0 0 0 0 48 74 12.27 1.636																					
62 Joel Peralta, L ERA: 3.62	3.0 12 3 0 0 2 0 0 0 0 0 0 0 31 38 0.00 1.000																					
17 Sean Burnett, L ERA: 2.96	1.0 5 1 0 0 1 0 0 0 0 0 0 0 9 14 0.00 1.000																					
43 Miguel Batista, R ERA: 3.92	0.1 1 0 0 0 1 0 0 0 0 0 0 0 4 6 0.00 0.000																					
45 Doug Slaten, L ERA: 2.93	1.0 3 0 0 0 1 0 0 0 0 0 0 0 6 7 0.00 0.000																					
Batter	1	2	3	4	5	6	7	8	9	AB	R	H	RBI	BB	SO	LOB	BOTTOM					
1 Nyer Morgan, L OBP: 0.318, SLG: 0.328	44 CS 1B		15 FC6-4 1B		F7				G4-3	4	0	2	0	0	0	1	New York Mets @ Washington Nationals Nationals Park, Washington, DC Fri Jul 02 2010, 7:08 PM - 10:04 PM EDT Att: 24,410 - Clear - 80 F					
15 Cristian Guzman, S OBP: 0.333, SLG: 0.373	K		FC6-4			P3			F8	4	0	0	0	0	1	2						
44 Adam Dunn, L OBP: 0.360, SLG: 0.545	K					L8				4	0	0	0	0	3	1						
11 Ryan Zimmerman, R OBP: 0.375, SLG: 0.498	1B					G6-3				3	1	1	0	1	1	0						
16 Josh Willingham, R OBP: 0.407, SLG: 0.512	K					1B				4	1	2	1	0	1	2						
7 Ivan Rodríguez, R OBP: 0.327, SLG: 0.393	K					K				4	1	1	0	0	2	2						
38 Michael Morse, R OBP: 0.355, SLG: 0.474										3	0	0	0	0	0	1						
2 Roger Bernadina, L OBP: 0.351, SLG: 0.443	F9									1	0	1	1	0	0	0						
6 Ian Desmond, R OBP: 0.293, SLG: 0.384										4	0	2	1	0	1	0						
56 Luis Atliano, R OBP: 0.243, SLG: 0.343										1	0	0	0	0	0	0						
62 Joel Peralta, R ERA: 3.62										1	0	0	0	0	0	1						
17 Sean Burnett, L ERA: 1.17										0	0	0	0	0	0	0						
43 Miguel Batista, R ERA: 3.92										0	0	0	0	0	0	0						
20 Adam Kennedy, L ERA: 2.15										0	0	0	0	0	0	0						
45 Doug Slaten, L ERA: 2.93										0	0	0	0	0	0	0						
22 Willie Harris, L OBP: 0.250, SLG: 0.318										0	0	0	0	0	0	0						
Inning Stats	R: 0 H: 1 E: 0 K: 2 S: 11	L: 1 LOB: 1 BB: 0 P: 16	R: 0 H: 1 E: 0 K: 2 S: 10	L: 1 LOB: 1 BB: 0 P: 17	R: 0 H: 1 E: 0 K: 1 S: 11	L: 1 LOB: 1 BB: 0 P: 18	R: 0 H: 1 E: 0 K: 3 S: 12	L: 1 LOB: 1 BB: 0 P: 16	R: 0 H: 0 E: 0 K: 0 S: 8	L: 0 LOB: 0 BB: 0 P: 9	R: 0 H: 0 E: 0 K: 0 S: 11	L: 0 LOB: 0 BB: 0 P: 10	R: 1 H: 1 E: 0 K: 0 S: 13	L: 1 LOB: 2 BB: 0 P: 16	R: 0 H: 0 E: 0 K: 0 S: 5	L: 0 LOB: 0 BB: 0 P: 8	R: 2 H: 3 E: 0 K: 1 S: 15	L: 3 LOB: 1 BB: 1 P: 25	1B: 6 2B: 2 3B: 0 HR: 1	SF: 0 SAC: 0 DP: 0 HBP: 0	WP: 0 PB: 0 SB: 0 CS: 1	PA: 36
PITCHER	IP WLS BF H R ER SO BB IBB HBP BLK WP HR S P ERA WHIP																					
49 Jonathon Niese, L ERA: 3.62	7.0 W 26 6 1 1 8 0 0 0 0 0 0 0 5 8 1.29 0.857																					
39 Bobby Parnell, R ERA: 1.17	1.0 3 0 0 0 0 0 0 0 0 0 0 0 5 8 0.00 0.000																					
25 Pedro Feliciano, L ERA: 2.15	0.1 1 0 0 0 1 0 0 0 0 0 0 0 4 5 0.00 0.000																					
64 Elmer Dessens, R ERA: 1.8	0.1 3 1 0 0 0 1 0 0 0 0 0 0 6 10 0.00 6.000																					
75 Francisco Rodríguez, R ERA: 1.99	0.1 S 2 2 2 2 0 0 0 0 0 0 0 0 5 10 54.00 6.000																					

Batter	1	2	3	4	5	6	7	8	9	AB	R	H	RBI	BB	SO	LOB	TOP			
18 Tony Gwynn Jr., L (1,8) OBP: 0.324, SLG: 0.312										4	1	0	0	1	0	2				
15 Jerry Hairston, R (1,4) OBP: 0.288, SLG: 0.348										5	0	3	0	0	0	1				
23 Adrián González, L (1,3) OBP: 0.389, SLG: 0.517										4	1	2	1	1	0	3				
12 Scott Hairston, R (1,7) OBP: 0.320, SLG: 0.395										4	1	2	1	0	2	4				
7 Chase Headley, S (1,5) OBP: 0.321, SLG: 0.359										4	1	2	0	0	1	3				
8 Yovani Torresal, R (1,2) OBP: 0.333, SLG: 0.343										4	0	1	1	0	0	1				
28 Aaron Cunningham, R (1,9) OBP: 0.325, SLG: 0.474										3	0	1	1	0	0	1				
1 Everth Cabrera, S (1,6) OBP: 0.269, SLG: 0.268										3	0	0	0	0	0	2				
16 Matt Stairs, L (8,PH) OBP: 0.288, SLG: 0.306										0	0	0	0	0	0	0				
14 Oscar Salazar, R (8,PH) OBP: 0.322, SLG: 0.301										1	0	0	0	0	0	1				
37 Mike Adams, R (8,1) OBP: 0.322, SLG: 0.301										0	0	0	0	0	0	0				
57 Luke Gregerson, L (9,1) OBP: 0.328, SLG: 0.354										0	0	0	0	0	0	0				
33 Clayton Richard, L (1,1) OBP: 0.250, SLG: 0.276										2	1	2	0	0	0	0				
13 Chris Denorfia, R (7,PH) OBP: 0.324, SLG: 0.305										1	0	0	0	0	1	0				
45 Edward Mujica, R (7,1) OBP: 0.328, SLG: 0.354										0	0	0	0	0	0	0				
22 David Eckstein, R (8,PH) OBP: 0.328, SLG: 0.354										1	0	0	0	0	0	1				
Inning Stats	R: 1 E: 0 K: 1 S: 15	H: 1 LOB: 1 BB: 1 P: 26	R: 0 E: 0 K: 0 S: 5	H: 0 LOB: 0 BB: 0 P: 8	R: 1 E: 0 K: 1 S: 15	H: 3 LOB: 2 BB: 0 P: 27	R: 0 E: 0 K: 0 S: 6	H: 1 LOB: 1 BB: 0 P: 7	R: 0 E: 0 K: 1 S: 7	H: 1 LOB: 1 BB: 1 P: 12	R: 0 E: 0 K: 0 S: 6	H: 0 LOB: 0 BB: 0 P: 7	R: 3 E: 1 K: 0 S: 16	H: 4 LOB: 1 BB: 0 P: 25	R: 0 E: 0 K: 0 S: 9	H: 2 LOB: 2 BB: 0 P: 12	1B: 12 2B: 1 3B: 0 HR: 0	SF: 2 SAC: 0 DP: 0 HBP: 0	WP: 1 PA: 40 PB: 0 SB: 0 CS: 1	
PITCHER	IP: 7.0 WLS: 0.1 BF: 31 ERA: 3.12	WLS: H BF: 3 ERA: 2.53	WLS: B BF: 2 ERA: 2.86	WLS: W BF: 4 ERA: 3.11	IP: 7.0 WLS: 0.1 BF: 31 ERA: 3.12	WLS: H BF: 3 ERA: 2.53	WLS: B BF: 2 ERA: 2.86	WLS: W BF: 4 ERA: 3.11	IP: 7.0 WLS: 0.1 BF: 31 ERA: 3.12	WLS: H BF: 3 ERA: 2.53	WLS: B BF: 2 ERA: 2.86	WLS: W BF: 4 ERA: 3.11	IP: 7.0 WLS: 0.1 BF: 31 ERA: 3.12	WLS: H BF: 3 ERA: 2.53	WLS: B BF: 2 ERA: 2.86	WLS: W BF: 4 ERA: 3.11	IP: 7.0 WLS: 0.1 BF: 31 ERA: 3.12	WLS: H BF: 3 ERA: 2.53	WLS: B BF: 2 ERA: 2.86	WLS: W BF: 4 ERA: 3.11

San Diego Padres @ Washington Nationals
Nationals Park, Washington, DC
Tue Jul 06 2010, 7:09 PM - 10:03 PM EDT
Att: 14,039 - Clear - 99 F

AB	36
R	5
H	13
RBI	4
BB	2
SO	4
LOB	19



Batter	1	2	3	4	5	6	7	8	9	AB	R	H	RBI	BB	SO	LOB	BOTTOM				
1 Naylor Morgan, L (1,8) OBP: 0.316, SLG: 0.321										5	1	1	0	0	2	2					
15 Cristian Guzman, S (1,4) OBP: 0.338, SLG: 0.374										5	0	1	0	0	1	1					
11 Ryan Zimmerman, R (1,5) OBP: 0.383, SLG: 0.533										4	2	3	2	1	0	1					
44 Adam Dunn, L (1,3) OBP: 0.362, SLG: 0.540										2	1	0	0	2	1	1					
16 Josh Willingham, R (1,7) OBP: 0.411, SLG: 0.508										3	1	0	0	1	0	3					
7 Ivan Rodriguez, R (1,2) OBP: 0.332, SLG: 0.400										4	0	1	1	0	1	0					
38 Michael Morse, R (1,9) OBP: 0.377, SLG: 0.492										4	0	3	2	0	1	0					
2 Roger Bernadina, L (8,9) OBP: 0.349, SLG: 0.440										0	0	0	0	0	0	0					
6 Ian Desmond, R (1,6) OBP: 0.295, SLG: 0.394										4	1	2	1	0	0	3					
61 Livan Hernandez, R (1,1) OBP: 0.138, SLG: 0.107										3	0	0	0	0	1	2					
36 Tyler Clippard, R (8,1) OBP: 1.000, SLG: 1.000										0	0	0	0	0	0	0					
17 Sean Burnett, L (8,1) OBP: 0.349, SLG: 0.440										0	0	0	0	0	0	0					
22 Willie Harris, L (8,PH) OBP: 0.252, SLG: 0.308										1	0	0	0	0	1	0					
55 Matt Capps, R (9,1) OBP: 0.328, SLG: 0.354										0	0	0	0	0	0	0					
Inning Stats	R: 3 E: 0 K: 0 S: 13	H: 3 LOB: 2 BB: 2 P: 29	R: 0 E: 0 K: 1 S: 13	H: 1 LOB: 3 BB: 2 P: 26	R: 0 E: 0 K: 0 S: 10	H: 2 LOB: 2 BB: 0 P: 12	R: 1 E: 0 K: 1 S: 9	H: 1 LOB: 0 BB: 0 P: 12	R: 1 E: 0 K: 2 S: 12	H: 1 LOB: 0 BB: 0 P: 18	R: 0 E: 0 K: 2 S: 13	H: 1 LOB: 1 BB: 0 P: 18	R: 0 E: 0 K: 0 S: 10	H: 1 LOB: 1 BB: 0 P: 12	R: 0 E: 0 K: 2 S: 12	H: 0 LOB: 0 BB: 0 P: 18	R: 1 E: 0 K: 0 S: 2	H: 1 LOB: 0 BB: 0 P: 2	1B: 6 2B: 2 3B: 0 HR: 3	SF: 0 SAC: 0 DP: 0 HBP: 0	WP: 0 PA: 39 PB: 0 SB: 1 CS: 0
PITCHER	IP: 6.0 WLS: 1.0 BF: 31 ERA: 3.0	WLS: H BF: 4 ERA: 3.1	WLS: B BF: 3 ERA: 2.2	WLS: L BF: 1 ERA: 2.45	IP: 6.0 WLS: 1.0 BF: 31 ERA: 3.0	WLS: H BF: 4 ERA: 3.1	WLS: B BF: 3 ERA: 2.2	WLS: L BF: 1 ERA: 2.45	IP: 6.0 WLS: 1.0 BF: 31 ERA												

Batter	1	2	3	4	5	6	7	8	9	AB	R	H	RBI	BB	SO	LOB	TOP			
18 Tony Gwynn Jr., L (1,8) OBP: 0.316, SLG: 0.306 54 Joe Thatcher, L (7,1) 58 Ryan Webb, R (8,1) 16 Matt Stairs, L (9,PH) OBP: 0.281, SLG: 0.380	C FF 87 X SI 88 0-1 G6-3		C SI 87 D CH 54 B FC 85 S FC 84 2-3 K		B CH 81 B CH 81 X FF 86 2-0 F7		B SI 89 X SI 90 1-0 G4-3		X SI 95 0-0 HR	4	0	0	0	0	1	2				
15 Jerry Hairston, R (1,4) OBP: 0.286, SLG: 0.346	C FF 88 B FC 86 B FC 86 X CU 73 2-2 G6-3		B SI 87 C FC 86 B SI 87 X FC 85 2-2 G1-3		F FF 87 B FC 72 T FC 86 C FF 87 D CU 74 X CU 72 2-2 L7		C SI 91 F SI 90 B SI 92 D SI 91 B SI 90 X SI 92 3-2 G6-3		F FF 96 B SI 87 F FF 95 B SI 95 F FF 95 B SI 95 F FF 96 X SI 87 2-2 FC3-6 12 23 1B	5	0	1	0	0	0	2				
23 Adrián González, L (1,3) OBP: 0.394, SLG: 0.534	X FF 87 0-0 HR		F CU 72 D CH 83 F FC 55 F FC 55 F FC 55 X CH 82 1-2 2B		B CU 72 B FC 83 C FF 87 X FC 83 3-1 G3		B SI 81 X FF 84 1-0 1B		C CH 89 B CH 88 X SI 95 1-1 FC3-6 12 1B	5	2	4	2	0	0	0				
12 Scott Hairston, R (1,7) OBP: 0.313, SLG: 0.385	B FF 87 B FC 84 X FF 87 2-1 P2		F FC 84 B FC 84 D CU 74 D CU 74 B FF 88 S FC 85 3-3 K		C FF 86 X CU 73 0-1 G4-3		C FF 94 B SI 94 X SI 94 1-2 G6-3		B SI 85 X SI 95 1-1 FC3-6 1-2 2-3	5	0	0	0	0	1	4				
7 Chase Headley, S (1,5) OBP: 0.322, SLG: 0.360	C FF 86 X FC 84 0-2 G4-3			B CH 82 C SI 85 X FC 83 1-1 L6		C FF 87 X CH 81 0-1 1B		X SI 93 0-0 2B 4 28 G6-3 1B		B SI 94 X SI 89 1-0 G3	5	1	2	0	0	2				
4 Nick Hundley, R (1,2) OBP: 0.335, SLG: 0.424	B FF 87 X FF 85 1-0 F7		B FC 83 B FC 84 C FC 83 C FC 83 C FC 83 C FC 83 3-3 K		B FF 86 1 SAFE T FC 84 X FC 84 1-1 1B		F FF 94 B SI 94 B SI 94 B SI 94 B SI 94 X SI 92 3-2 28 FC5-4 1B		F FF 94 B SI 94 B SI 94 B SI 94 B SI 94 X SI 92 3-2 2B	4	0	2	1	0	1	0				
28 Aaron Cunningham, R (1,9) OBP: 0.319, SLG: 0.476	C FF 86 F FC 88 F FC 88 B FC 83 X CH 83 1-2 2B		C FF 87 B FC 84 C FC 83 X CH 83 2-2 G6-3		C FF 87 B FC 84 B FC 84 X FC 84 2-2 FC5-4 1-2		C SI 82 X SI 94 0-1 G6-3		C SI 82 X SI 94 0-1 G6-3	4	0	1	1	0	0	3				
1 Everth Cabrera, S (1,6) 14 Oscar Salazar, R (8,PH) OBP: 0.319, SLG: 0.298	B SI 87 S FC 84 D CU 74 B FC 86 T FC 84 3-2 K			C SI 86 B CU 74 B FC 84 B FC 84 B FC 84 4-1 27 SH1-4 BB		C FF 90 B SI 91 S FC 85 S FC 85 1-3 K		B SI 83 B SI 83 B SI 83 B SI 83 X SI 82 3-2 L7			2	0	0	0	1	2	1			
27 Jon Garland, R (1,1) 13 Chris Denorfia, R (7,PH) OBP: 0.327, SLG: 0.340			X FF 86 0-0 15 G1-3 2B 1B		1 SAFE L FF 86 1 SAFE L FF 86 B CU 72 X FC 84 1-2 SH1-4		X FF 91 0-0 HR		C SI 83 B SI 83 B SI 83 X SI 82 1-2 G3	1	1	1	0	0	0	0				
Inning Stats	R: 1 E: 0 K: 0 S: 8	H: 1 LOB: 0 BB: 0 P: 12	R: 0 E: 0 K: 1 S: 13	H: 1 LOB: 1 BB: 0 P: 18	R: 1 E: 0 K: 2 S: 15	H: 2 LOB: 1 BB: 0 P: 23	R: 0 E: 0 K: 1 S: 8	H: 0 LOB: 0 BB: 0 P: 14	R: 0 E: 0 K: 0 S: 10	H: 2 LOB: 2 BB: 0 P: 14	R: 1 E: 0 K: 1 S: 9	H: 1 LOB: 0 BB: 0 P: 14	R: 2 E: 0 K: 0 S: 15	H: 3 LOB: 1 BB: 0 P: 23	R: 1 E: 0 K: 0 S: 16	H: 3 LOB: 2 BB: 0 P: 22	1B: 7 2B: 3 3B: 0 HR: 3	SF: 0 SAC: 1 DP: 0 HBP: 0	WP: 0 PB: 0 CS: 0	PA: 41
PITCHER	IP WLS BF H R ER SO BB IBB HBP BLK WP HR S P ERA WHIP	IP WLS BF H R ER SO BB IBB HBP BLK WP HR S P ERA WHIP	IP WLS BF H R ER SO BB IBB HBP BLK WP HR S P ERA WHIP	IP WLS BF H R ER SO BB IBB HBP BLK WP HR S P ERA WHIP	IP WLS BF H R ER SO BB IBB HBP BLK WP HR S P ERA WHIP	IP WLS BF H R ER SO BB IBB HBP BLK WP HR S P ERA WHIP	IP WLS BF H R ER SO BB IBB HBP BLK WP HR S P ERA WHIP	IP WLS BF H R ER SO BB IBB HBP BLK WP HR S P ERA WHIP	IP WLS BF H R ER SO BB IBB HBP BLK WP HR S P ERA WHIP	IP WLS BF H R ER SO BB IBB HBP BLK WP HR S P ERA WHIP	IP WLS BF H R ER SO BB IBB HBP BLK WP HR S P ERA WHIP	IP WLS BF H R ER SO BB IBB HBP BLK WP HR S P ERA WHIP	IP WLS BF H R ER SO BB IBB HBP BLK WP HR S P ERA WHIP	IP WLS BF H R ER SO BB IBB HBP BLK WP HR S P ERA WHIP	IP WLS BF H R ER SO BB IBB HBP BLK WP HR S P ERA WHIP	IP WLS BF H R ER SO BB IBB HBP BLK WP HR S P ERA WHIP	IP WLS BF H R ER SO BB IBB HBP BLK WP HR S P ERA WHIP			
51 J.D. Martin, R (1,1) ERA: 3.35	62 Joel Peralta, L (6,1) ERA: 1.53	17 Sean Burnett, L (7,1) ERA: 2.79	22 Drew Storen, R (8,1) ERA: 2.28	55 Matt Capps, R (9,1) ERA: 3.29																

San Diego Padres @ Washington Nationals
Nationals Park, Washington, DC
Wed Jul 07 2010, 7:07 PM - 9:59 PM EDT
Att. 13,762 - Clear - 98 F

livebaseballscorecards.com

AB 39
R 6
H 13
RBI 6
BB 1
SO 5
LOB 15



Batter	1	2	3	4	5	6	7	8	9	AB	R	H	RBI	BB	SO	LOB	BOTTOM			
1 Neyer Morgan, L (1,8) OBP: 0.315, SLG: 0.320	B SI 89 X CH 81 1-1 2 WP 11 1B		X SI 89 0-0 F8		B SI 87 X CU 77 1-1 B1-3		B FF 87 B FF 88 B SI 88 S FC 88 2-3 K			4	1	1	0	0	1	0				
2 Roger Bernadina, L (1,9) OBP: 0.347, SLG: 0.433	1 SAFE 1 SAFE 1 SAFE 1 SAFE 1 SAFE 1 SAFE 1 SAFE 1 SAFE 1 SAFE 1 SAFE 1-2 44 HR BB		C SI 90 S CU 78 B SI 91 B SI 91 S CU 78 2-3 K		C SI 86 S CU 79 B SI 87 F FC 92 X CU 77 1-2 F7		X FF 86 0-0 P6			3	1	0	0	1	1	0				
11 Ryan Zimmerman, R (1,5) OBP: 0.384, SLG: 0.533	B SI 91 F FF 87 B SI 91 X SI 82 2-1 44 HR 1-2 2-H 1B		B SI 91 C SI 91 X CU 77 2-1 L4		C FF 89 X SI 90 0-1 16 G5-4 1B		B FF 87 B SI 79 B SI 79 X FF 86 2-1 G6-3			4	1	2	1	0	0	0				
44 Adam Dunn, L (1,3) OBP: 0.367, SLG: 0.572	B SI 92 X SI 83 1-0 HR		X SI 88 0-0 HR		B CU 76 1 SAFE X FF 89 1-0 P5		C SI 76 B SI 77 F FC 86 F FC 86 X SI 77 2-2 HR			4	3	3	5	0	0	1				
12 Alberto González, R (9,4) OBP: 0.325, SLG: 0.342	1-H 2-H HR				S SI 84 X SI 90 0-1 G5-4-3 1-2		C SI 85 S CU 77 4-2 7 L1-3 BB			3	0	1	0	1	1	1				
16 Josh Willingham, R (1,7) OBP: 0.412, SLG: 0.509	B SI 91 X FF 90 1-0 G4-3 2B		C SI 85 S CU 77 0-3 K		X CU 76 0-0 G5-3		C SI 96 1 SAFE B SI 96 B SI 96 B SI 96 X SI 94 3-1 L1-3			4	0	0	0	0	0	2				
7 Ivan Rodríguez, R (1,2) OBP: 0.326, SLG: 0.392	X FF 87 0-0 G4-3		B SI 91 S CU 76 B CU 77 F FC 90 X SI 90 2-2 F9		X CU 76 0-0 G5-3		F SI 96 1 SAFE B SI 96 B SI 96 B SI 96 X SI 87 1-1 G4-3			4	0	1	0	0	1	1				
20 Adam Kennedy, L (1,4) OBP: 0.314, SLG: 0.327	D SI 91 C SI 91 F FC 86 D CU 79 C SI 90 2-3 K		F SI 91 X CU 79 0-1 1B		X CU 78 0-0 HR					4	0	1	0	0	1	1				
6 Ian Desmond, R (1,6) OBP: 0.299, SLG: 0.406	I IN 79 I IN 81 I IN 82 4-0 IBB		C FF 90 X FF 87 0-1 L9							2	1	1	1	1	0	1				
51 J.D. Martin, R (1,1) OBP: 0.200, SLG: 0.300	S FF 87 X SI 91 0-1 F9		B SI 88 X SI 90 1-2 G6-3							2	0	0	0	0	0	2				
62 Joel Peralta, R (6,1)										1	0	0	0	0	1	0				
17 Sean Burnett, L (7,1)										0	0	0	0	0	0	0				
22 Drew Storen, S (8,1) OBP: 1.000, SLG: 1.000										0	0	0	0	0	0	0				
55 Matt Capps, R (9,1)										0	0	0	0	0	0	0				
Inning Stats	R: 4 E: 0 K: 1 S: 15	H: 4 LOB: 2 BB: 2 P: 30	R: 0 E: 0 K: 1 S: 6	H: 0 LOB: 0 BB: 0 P: 10	R: 1 E: 0 K: 1 S: 11	H: 2 LOB: 1 BB: 0 P: 13	R: 0 E: 0 K: 0 S: 9	H: 0 LOB: 0 BB: 0 P: 12	R: 0 E: 0 K: 0 S: 5	H: 1 LOB: 0 BB: 0 P: 6	R: 1 E: 0 K: 1 S: 10	H: 1 LOB: 0 BB: 0 P: 12	R: 0 E: 0 K: 1 S: 7	H: 0 LOB: 0 BB: 0 P: 11	R: 1 E: 0 K: 0 S: 11	H: 1 LOB: 0 BB: 0 P: 21	1B: 4 2B: 2 3B: 0 HR: 4	SF: 0 SAC: 0 DP: 2 HBP: 0	WP: 1 PB: 0 SB: 0 CS: 0	PA: 34
PITCHER	IP WLS BF H R ER SO BB IBB HBP BLK WP HR S P ERA WHIP	IP WLS BF H R ER SO BB IBB HBP BLK WP HR S P ERA WHIP	IP WLS BF H R ER SO BB IBB HBP BLK WP HR S P ERA WHIP	IP WLS BF H R ER SO BB IBB HBP BLK WP HR S P ERA WHIP	IP WLS BF H R ER SO BB IBB HBP BLK WP HR S P ERA WHIP	IP WLS BF H R ER SO BB IBB HBP BLK WP HR S P ERA WHIP	IP WLS BF H R ER SO BB IBB HBP BLK WP HR S P ERA WHIP	IP WLS BF H R ER SO BB IBB HBP BLK WP HR S P ERA WHIP	IP WLS BF H R ER SO BB IBB HBP BLK WP HR S P ERA WHIP	IP WLS BF H R ER SO BB IBB HBP BLK WP HR S P ERA WHIP	IP WLS BF H R ER SO BB IBB HBP BLK WP HR S P ERA WHIP	IP WLS BF H R ER SO BB IBB HBP BLK WP HR S P ERA WHIP	IP WLS BF H R ER SO BB IBB HBP BLK WP HR S P ERA WHIP	IP WLS BF H R ER SO BB IBB HBP BLK WP HR S P ERA WHIP	IP WLS BF H R ER SO BB IBB HBP BLK WP HR S P ERA WHIP	IP WLS BF H R ER SO BB IBB HBP BLK WP HR S P ERA WHIP	IP WLS BF H R ER SO BB IBB HBP BLK WP HR S P ERA WHIP			
27 Jon Garland, R (1,1) ERA: 3.56	54 Joe Thatcher, L (7,1) ERA: 2.09	58 Ryan Webb, R (8,1) ERA: 1.65																		

San Diego Padres @ Washington Nationals
Nationals Park, Washington, DC
Wed Jul 07 2010, 7:07 PM - 9:59 PM EDT
Att. 13,762 - Clear - 98 F

livebaseballscorecards.com

AB 31
R 7
H 9
RBI 7
BB 3
SO 5
LOB 8



Batter	1	2	3	4	5	6	7	8	9	AB	R	H	RBI	BB	SO	LOB	TOP			
33 Aaron Rowand, R OBP: 0.281, SLG: 0.400										5	1	1	0	0	1	0				
21 Freddy Sanchez, R OBP: 0.348, SLG: 0.360										2	2	1	0	1	0	0				
17 Aubrey Huff, L OBP: 0.384, SLG: 0.544										3	2	1	0	1	0	1				
28 Buster Posey, R OBP: 0.389, SLG: 0.569										3	1	1	2	1	1	1				
35 Travis Ishikawa, L OBP: 0.394, SLG: 0.538										3	0	2	3	0	0	0				
5 Juan Uribe, R OBP: 0.320, SLG: 0.438										4	0	1	1	0	2	2				
48 Pablo Sandoval, S OBP: 0.322, SLG: 0.382										4	0	0	0	0	1	4				
38 Brian Wilson, R										0	0	0	0	0	0	0				
12 Nate Schierholtz, L OBP: 0.316, SLG: 0.369										4	0	0	0	0	1	0				
40 Madison Bumgarner, R OBP: 0.154, SLG: 0.154										3	0	0	0	0	0	0				
47 Chris Ray, R										0	0	0	0	0	0	0				
41 Jeremy Affeldt, L										0	0	0	0	0	0	0				
54 Sergio Romo, R										0	0	0	0	0	0	0				
16 Edgar Renteria, R OBP: 0.350, SLG: 0.361										1	0	0	0	0	1	0				
Inning Stats	R: 2 E: 0 K: 1 S: 14	H: 2 LOB: 2 BB: 2 P: 26	R: 0 E: 0 K: 0 S: 7	H: 0 LOB: 0 BB: 0 P: 10	R: 3 E: 0 K: 1 S: 13	H: 3 LOB: 0 BB: 0 P: 21	R: 0 E: 0 K: 1 S: 9	H: 0 LOB: 0 BB: 0 P: 12	R: 0 E: 0 K: 1 S: 11	H: 0 LOB: 0 BB: 0 P: 14	R: 0 E: 0 K: 1 S: 9	H: 0 LOB: 0 BB: 0 P: 11	R: 1 E: 0 K: 1 S: 14	H: 2 LOB: 2 BB: 1 P: 21	R: 0 E: 0 K: 1 S: 8	H: 0 LOB: 0 BB: 0 P: 11	1B: 6 2B: 0 3B: 1 HR: 0	SF: 1 SAC: 1 DP: 0 HBP: 0	WP: 0 PB: 0 SB: 0 CS: 0	PA: 37
PITCHER	IP WLS BF H R ER SO BB IBB HBP BLK WP HR S P ERA WHIP																			
61 Livan Hernandez, R ERA: 3.37	5.0 L 22 5 5 5 4 2 0 0 0 0 0 0 0 54 83 9.00 1.400																			
45 Doug Slaten, L ERA: 2.79	2.0 6 0 0 0 1 0 0 0 0 0 0 0 13 16 0.00 0.000																			
22 Drew Storen, R ERA: 2.45	0.2 5 2 1 1 0 1 0 0 0 0 0 0 10 16 13.50 4.500																			
17 Sean Burnett, L ERA: 2.64	0.1 1 0 0 0 1 0 0 0 0 0 0 0 4 5 0.00 0.000																			
55 Matt Capps, R ERA: 3.19	1.0 3 0 0 0 1 0 0 0 0 0 0 0 8 11 0.00 0.000																			

San Francisco Giants @ Washington Nationals
Nationals Park, Washington, DC
Sun Jul 11 2010, 1:39 PM - 4:43 PM EDT
Att: 22,403 - Sunny - 87 F

AB 32
R 6
H 7
RBI 6
BB 3
SO 7
LOB 8

Batter	1	2	3	4	5	6	7	8	9	AB	R	H	RBI	BB	SO	LOB	BOTTOM					
1 Nnyer Morgan, L OBP: 0.314, SLG: 0.316										4	0	1	0	0	1	2						
15 Cristian Guzman, S OBP: 0.343, SLG: 0.369										4	0	1	1	0	1	3						
55 Matt Capps, R										0	0	0	0	0	0	0						
11 Ryan Zimmerman, R OBP: 0.383, SLG: 0.526										4	0	1	0	1	0	1						
44 Adam Dunn, L OBP: 0.372, SLG: 0.588										5	0	3	1	0	1	1						
16 Josh Willingham, R OBP: 0.411, SLG: 0.502										4	0	1	0	1	1	4						
7 Ivan Rodriguez, R OBP: 0.325, SLG: 0.389										5	0	2	0	0	1	5						
38 Michael Morse, R OBP: 0.364, SLG: 0.521										4	0	0	0	0	1	6						
6 Ian Desmond, R OBP: 0.297, SLG: 0.395										3	1	1	0	1	2	1						
61 Livan Hernandez, R ERA: 3.37										1	0	0	0	0	0	0						
40 Madison Bumgarner, L ERA: 2.97	6.0 W 26 7 1 1 6 0 0 0 2 0 0 0 0 72 103 1.50 1.167																					
47 Chris Ray, R ERA: 3.05	0.1 4 1 0 0 0 2 0 0 0 0 0 0 7 18 0.00 9.000																					
41 Jeremy Affeldt, L ERA: 4.56	0.0 1 1 1 1 0 0 0 0 0 0 0 0 1 3 * * *																					
54 Sergio Romo, R ERA: 2.21	1.1 H 6 1 0 0 2 1 0 0 0 0 0 0 14 19 0.00 1.500																					
38 Brian Wilson, R ERA: 1.91	1.1 S 5 0 0 0 0 1 0 0 0 0 0 0 17 24 0.00 0.750																					
Inning Stats	R: 0 E: 0 K: 1 S: 7	H: 1 LOB: 1 BB: 0 P: 11	R: 0 E: 1 K: 1 S: 9	H: 1 LOB: 1 BB: 0 P: 12	R: 0 E: 0 K: 1 S: 14	H: 0 LOB: 1 BB: 0 P: 22	R: 0 E: 0 K: 1 S: 12	H: 1 LOB: 1 BB: 0 P: 15	R: 0 E: 0 K: 1 S: 7	H: 0 LOB: 0 BB: 0 P: 9	R: 0 E: 0 K: 1 S: 20	H: 3 LOB: 3 BB: 2 P: 29	R: 2 E: 0 K: 1 S: 16	H: 3 LOB: 3 BB: 2 P: 31	R: 0 E: 0 K: 1 S: 13	H: 1 LOB: 2 BB: 1 P: 19	R: 0 E: 0 K: 0 S: 13	H: 0 LOB: 1 BB: 1 P: 19	1B: 10 2B: 0 3B: 0 HR: 0	SF: 0 SAC: 0 DP: 2 HBP: 2	WP: 0 PB: 0 SB: 1 CS: 0	PA: 42
PITCHER	IP WLS BF H R ER SO BB IBB HBP BLK WP HR S P ERA WHIP																					

San Francisco Giants @ Washington Nationals
Nationals Park, Washington, DC
Sun Jul 11 2010, 1:39 PM - 4:43 PM EDT
Att: 22,403 - Sunny - 87 F

AB 36
R 2
H 10
RBI 2
BB 4
SO 8
LOB 24

Batter	1	2	3	4	5	6	7	8	9	AB	R	H	RBI	BB	SO	LOB	TOP			
1 Nyer Morgan, L OBP: 0.313, SLG: 0.315	P2		B2-3			44 S 16 2B 15 1B	F8			4	1	1	0	0	0	1	Washington Nationals @ Florida Marlins Sun Life Stadium, Miami, FL Fri Jul 16 2010, 7:13 PM - 10:04 PM EDT Att: 27,037 - Partly Cloudy - 85 F			
15 Cristian Guzman, S OBP: 0.342, SLG: 0.367	G3-1		G4-3			SAFE 44 BB 16 2B	F8			4	1	1	0	0	0	1				
22 Drew Storen, S OBP: 0.500, SLG: 0.500										0	0	0	0	0	0	0				
55 Matt Capps, R										0	0	0	0	0	0	0				
11 Ryan Zimmerman, R OBP: 0.381, SLG: 0.522	44 1B				F7	K		G5-3		4	0	1	0	0	1	2				
44 Adam Dunn, L OBP: 0.376, SLG: 0.588										3	1	2	0	1	0	0				
20 Adam Kennedy, L OBP: 0.317, SLG: 0.326										0	0	0	0	0	0	0				
16 Josh Willingham, R OBP: 0.409, SLG: 0.502										4	1	1	3	0	2	3				
7 Ivan Rodriguez, R OBP: 0.319, SLG: 0.384										3	0	0	1	0	1	1				
2 Roger Bernadina, L OBP: 0.338, SLG: 0.427										4	0	0	0	0	1	0				
6 Ian Desmond, R OBP: 0.296, SLG: 0.393										4	0	1	0	0	2	0				
37 Stephen Strasburg, R OBP: 0.071, SLG: 0.071										2	0	0	0	0	2	1				
12 Alberto Gonzalez, R OBP: 0.353, SLG: 0.350										1	0	1	0	0	0	0				
Inning Stats	R: 0 E: 0 K: 1 S: 12	H: 2 LOB: 2 BB: 0 P: 16	R: 0 E: 0 K: 2 S: 9	H: 0 LOB: 0 BB: 0 P: 15	R: 0 E: 0 K: 1 S: 6	H: 0 LOB: 0 BB: 0 P: 11	R: 0 E: 0 K: 2 S: 13	H: 1 LOB: 1 BB: 0 P: 18	R: 0 E: 0 K: 1 S: 7	H: 1 LOB: 1 BB: 0 P: 10	R: 4 E: 0 K: 1 S: 21	H: 3 LOB: 0 BB: 1 P: 31	R: 0 E: 0 K: 0 S: 5	H: 0 LOB: 0 BB: 0 P: 8	R: 0 E: 0 K: 0 S: 4	H: 0 LOB: 0 BB: 0 P: 7	1B: 6 2B: 3 3B: 0 HR: 0	SF: 1 SAC: 0 DP: 1 HBP: 0	WP: 0 PB: 0 SB: 1 CS: 1	PA: 35
PITCHER	IP WLS BF H R ER SO BB IBB HBP BLK WP HR S P ERA WHIP																			
47 Ricky Nolasco, R ERA: 4.66	5.1 L 23 7 4 4 8 1 0 0 0 0 0 0 61 93 6.75 1.500																			
44 Brian Sanches, R ERA: 3.0	1.0 4 1 0 0 1 0 0 0 0 0 0 0 17 22 0.00 1.000																			
57 Taylor Tankersley, L ERA: 3.38	0.1 1 0 0 0 0 0 0 0 0 0 0 0 3 5 0.00 0.000																			
54 Jhan Maríñez, R ERA:	0.1 1 0 0 0 0 0 0 0 0 0 0 0 1 2 0.00 0.000																			
31 Burke Badenhop, R ERA: 5.28	2.0 6 0 0 0 0 0 0 0 0 0 0 0 9 15 0.00 0.000																			

Batter	1	2	3	4	5	6	7	8	9	AB	R	H	RBI	BB	SO	LOB	BOTTOM			
8 Chris Coghlan, L OBP: 0.326, SLG: 0.387	G4-3	G3			G3			L4		4	0	0	0	0	0	2	Washington Nationals @ Florida Marlins Sun Life Stadium, Miami, FL Fri Jul 16 2010, 7:13 PM - 10:04 PM EDT Att: 27,037 - Partly Cloudy - 85 F			
15 Gaby Sanchez, R OBP: 0.394, SLG: 0.462	2 WP BB		F8		K		G1-3			3	0	0	0	1	1	0				
2 Hanley Ramirez, R OBP: 0.385, SLG: 0.485	K2-3		6 CS BB			3 G4-3 1B				2	0	1	0	2	1	1				
6 Dan Uggla, R OBP: 0.371, SLG: 0.482										3	0	1	0	1	1	2				
3 Jorge Cantu, R OBP: 0.309, SLG: 0.416	F9									4	0	0	0	0	1	4				
12 Cody Ross, R OBP: 0.331, SLG: 0.413										4	0	1	0	0	2	1				
27 Giancarlo Stanton, R OBP: 0.275, SLG: 0.423	F9									3	0	0	0	1	0	1				
29 Ronny Paulino, R OBP: 0.323, SLG: 0.378										4	0	1	0	0	1	1				
47 Ricky Nolasco, R ERA: 2.03										1	0	0	0	0	1	0				
44 Brian Sanches, R ERA: 3.0										0	0	0	0	0	0	0				
57 Taylor Tankersley, L ERA: 3.38										0	0	0	0	0	0	0				
54 Jhan Maríñez, R ERA:										0	0	0	0	0	0	0				
13 Mike Lamb, L OBP: 0.291, SLG: 0.270										1	0	0	0	0	0	0				
31 Burke Badenhop, R ERA: 5.28										0	0	0	0	0	0	0				
Inning Stats	R: 0 E: 0 K: 1 S: 18	H: 0 LOB: 2 BB: 2 P: 34	R: 0 E: 0 K: 0 S: 11	H: 2 LOB: 2 BB: 0 P: 15	R: 0 E: 0 K: 1 S: 8	H: 1 LOB: 1 BB: 1 P: 14	R: 0 E: 0 K: 2 S: 6	H: 0 LOB: 0 BB: 0 P: 8	R: 0 E: 0 K: 2 S: 9	H: 0 LOB: 0 BB: 0 P: 12	R: 0 E: 0 K: 1 S: 11	H: 1 LOB: 1 BB: 0 P: 16	R: 0 E: 0 K: 0 S: 5	H: 0 LOB: 1 BB: 1 P: 10	R: 0 E: 0 K: 0 S: 9	H: 0 LOB: 1 BB: 1 P: 16	1B: 4 2B: 0 3B: 0 HR: 0	SF: 0 SAC: 1 DP: 0 HBP: 0	WP: 1 PB: 0 SB: 0 CS: 1	PA: 35
PITCHER	IP WLS BF H R ER SO BB IBB HBP BLK WP HR S P ERA WHIP																			
37 Stephen Strasburg, R ERA: 2.03	6.0 W 24 4 0 0 7 3 0 0 0 0 0 0 63 99 0.00 1.167																			
22 Drew Storen, R ERA: 2.28	2.0 7 0 0 0 1 1 0 0 0 0 0 0 13 23 0.00 0.500																			
55 Matt Capps, R ERA: 3.1	1.0 4 0 0 0 0 1 0 0 0 0 0 0 9 16 0.00 1.000																			



Batter	1	2	3	4	5	6	7	8	9	AB	R	H	RBI	BB	SO	LOB	TOP					
1 Nyer Morgan, L (1, 8) OBP: 0.314, SLG: 0.317										5	0	2	0	0	2	2	Washington Nationals @ Florida Marlins Sun Life Stadium, Miami, FL Sat Jul 17 2010, 7:13 PM - 9:44 PM EDT Att: 23,005 - Partly Cloudy - 87 F					
2 Roger Bernadina, L (1, 9) OBP: 0.346, SLG: 0.434										4	0	3	0	0	0	2						
11 Ryan Zimmerman, R (1, 5) OBP: 0.380, SLG: 0.519										4	0	1	0	0	1	6						
44 Adam Dunn, L (1, 3) OBP: 0.374, SLG: 0.584										4	0	1	0	0	3	6						
16 Josh Willingham, R (1, 7) OBP: 0.404, SLG: 0.495										4	0	0	0	0	2	3						
7 Ivan Rodriguez, R (1, 2) OBP: 0.314, SLG: 0.377										4	0	0	0	0	0	1						
20 Adam Kennedy, L (1, 4) OBP: 0.316, SLG: 0.324										4	0	1	0	0	1	0						
6 Ian Desmond, R (1, 6) OBP: 0.295, SLG: 0.391										4	0	1	0	0	1	1						
61 Livan Hernandez, R (1, 1) OBP: 0.156, SLG: 0.129										2	0	1	0	0	0	0						
22 Willie Harris, L (7, PH) OBP: 0.280, SLG: 0.333										1	0	0	0	0	0	1						
36 Tyler Clippard, R (7, 1) OBP: 1.000, SLG: 1.000										0	0	0	0	0	0	0						
15 Cristian Guzman, S (9, PH) OBP: 0.344, SLG: 0.369										1	0	1	0	0	0	0						
Inning Stats	R: 0 E: 0 K: 1 S: 23	H: 2 LOB: 2 BB: 0 P: 30	R: 0 E: 0 K: 1 S: 6	H: 0 LOB: 0 BB: 0 P: 9	R: 0 E: 0 K: 1 S: 11	H: 2 LOB: 2 BB: 0 P: 16	R: 0 E: 1 K: 1 S: 10	H: 1 LOB: 2 BB: 0 P: 18	R: 0 E: 0 K: 2 S: 14	H: 2 LOB: 0 BB: 0 P: 23	R: 0 E: 0 K: 1 S: 8	H: 0 LOB: 0 BB: 0 P: 13	R: 0 E: 0 K: 1 S: 12	H: 2 LOB: 2 BB: 0 P: 21	R: 0 E: 0 K: 0 S: 5	H: 1 LOB: 0 BB: 0 P: 7	R: 0 E: 0 K: 2 S: 10	H: 1 LOB: 1 BB: 0 P: 13	1B: 11 2B: 0 3B: 0 HR: 0	SF: 0 SAC: 0 DP: 1 HBP: 0	WP: 0 PB: 0 SB: 1 CS: 0	PA: 37
PITCHER	IP WLS BF H R ER SO BB IBB HBP BLK WP HR S P ERA WHIP																					
55 Josh Johnson, R (1, 1) ERA: 1.62	6.0 W 25 7 0 0 7 0 0 0 0 0 0 0 72 109 0.00 1.167																					
43 Jose Veras, R (7, 1) ERA: 4.6	1.0 H 5 2 0 0 1 0 0 0 0 0 0 0 12 21 0.00 2.000																					
32 Clay Hensley, R (8, 1) ERA: 2.33	1.0 H 3 1 0 0 0 0 0 0 0 0 0 0 5 7 0.00 1.000																					
46 Juan Carlos Oviedo, R (9, 1) ERA: 2.87	1.0 S 4 1 0 0 2 0 0 0 0 0 0 0 10 13 0.00 1.000																					

Batter	1	2	3	4	5	6	7	8	9	AB	R	H	RBI	BB	SO	LOB	BOTTOM			
8 Chris Coghlan, L (1, 7) OBP: 0.328, SLG: 0.383										3	0	0	0	0	2	0	Washington Nationals @ Florida Marlins Sun Life Stadium, Miami, FL Sat Jul 17 2010, 7:13 PM - 9:44 PM EDT Att: 23,005 - Partly Cloudy - 87 F			
1 Emilio Bonifacio, S (6, 7) OBP: 0.227, SLG: 0.227										1	0	0	0	0	0	0				
15 Gaby Sanchez, R (1, 3) OBP: 0.362, SLG: 0.400										4	0	1	0	0	0	0				
46 Juan Carlos Oviedo, R (9, 1) OBP: 0.381, SLG: 0.479										0	0	0	0	0	0	0				
2 Hanley Ramirez, R (1, 6) OBP: 0.368, SLG: 0.477										4	0	0	0	0	2	1				
6 Dan Uggla, R (1, 4) OBP: 0.368, SLG: 0.477										3	1	0	0	0	0	1				
3 Jorge Cantu, R (1, 5) OBP: 0.312, SLG: 0.421										3	1	2	0	0	0	0				
12 Cody Ross, R (1, 8) OBP: 0.329, SLG: 0.409										3	0	0	0	0	1	3				
27 Giancarlo Stanton, R (1, 9) OBP: 0.285, SLG: 0.420										1	0	0	0	2	0	0				
29 Ronny Paulino, R (1, 2) OBP: 0.323, SLG: 0.378										3	0	1	2	0	0	1				
55 Josh Johnson, L (1, 1) OBP: 0.146, SLG: 0.125										2	0	0	0	0	1	2				
43 Jose Veras, R (7, 1) ERA: 3.27										0	0	0	0	0	0	0				
13 Mike Lamb, L (7, PH) OBP: 0.225, SLG: 0.263										1	0	0	0	0	1	0				
32 Clay Hensley, R (8, 1) ERA: 2.33										0	0	0	0	0	0	0				
18 Wes Helms, R (9, 5) OBP: 0.298, SLG: 0.391										0	0	0	0	0	0	0				
Inning Stats	R: 0 E: 0 K: 1 S: 9	H: 0 LOB: 0 BB: 0 P: 13	R: 2 E: 1 K: 0 S: 10	H: 2 LOB: 1 BB: 1 P: 16	R: 0 E: 0 K: 1 S: 12	H: 1 LOB: 1 BB: 0 P: 18	R: 0 E: 0 K: 1 S: 11	H: 0 LOB: 1 BB: 1 P: 18	R: 0 E: 0 K: 2 S: 10	H: 0 LOB: 0 BB: 0 P: 10	R: 0 E: 0 K: 1 S: 12	H: 1 LOB: 0 BB: 0 P: 20	R: 0 E: 0 K: 1 S: 9	H: 0 LOB: 0 BB: 0 P: 12	R: 0 E: 0 K: 0 S: 7	H: 0 LOB: 0 BB: 0 P: 11	1B: 3 2B: 1 3B: 0 HR: 0	SF: 0 SAC: 0 DP: 1 HBP: 0	WP: 0 PB: 0 SB: 0 CS: 0	PA: 30
PITCHER	IP WLS BF H R ER SO BB IBB HBP BLK WP HR S P ERA WHIP																			
61 Livan Hernandez, R (1, 1) ERA: 3.27	6.0 L 24 4 2 1 6 2 0 0 0 0 0 0 0 16 23 0.00 0.000																			
36 Tyler Clippard, R (7, 1) ERA: 3.19	2.0 6 0 0 0 1 0 0 0 0 0 0 0 0 16 23 0.00 0.000																			

Batter	1	2	3	4	5	6	7	8	9	AB	R	H	RBI	BB	SO	LOB	TOP					
1 Nyer Morgan, L (1.8) OBP: 0.320, SLG: 0.320										4	1	2	1	1	0	2						
2 Roger Bernadina, L (1.9) OBP: 0.333, SLG: 0.429										5	1	1	1	1	0	2	5					
11 Ryan Zimmerman, R (1.5) OBP: 0.384, SLG: 0.524										5	1	1	1	1	0	0	2					
44 Adam Dunn, L (1.3) OBP: 0.368, SLG: 0.565										5	1	1	2	0	4	1						
12 Alberto Gonzalez, R (9.4) OBP: 0.329, SLG: 0.385										0	0	0	0	0	0	0						
15 Cristian Guzman, S (1.6) OBP: 0.337, SLG: 0.370										4	0	0	0	0	2	0						
6 Ian Desmond, R (9.6) OBP: 0.296, SLG: 0.388										3	2	0	1	0	0							
20 Adam Kennedy, L (1.4) OBP: 0.329, SLG: 0.328										3	1	2	1	1	1	0						
23 Wil Nieves, R (1.2) OBP: 0.222, SLG: 0.252										3	0	0	0	1	0	3						
61 Livan Hernandez, R (1.1) OBP: 0.167, SLG: 0.143										4	0	1	1	0	1	2						
Inning Stats	R: 1 H: 0 E: 0 K: 1 S: 10	H: 0 LOB: 0 BB: 1 P: 21	R: 2 H: 1 E: 0 K: 2 S: 17	H: 1 LOB: 2 BB: 3 P: 32	R: 3 H: 4 E: 0 K: 1 S: 14	H: 4 LOB: 0 BB: 0 P: 26	R: 0 H: 1 E: 0 K: 2 S: 11	H: 1 LOB: 1 BB: 0 P: 15	R: 0 H: 0 E: 0 K: 1 S: 10	H: 0 LOB: 0 BB: 0 P: 14	R: 0 H: 0 E: 0 K: 0 S: 8	H: 0 LOB: 0 BB: 0 P: 11	R: 1 H: 1 E: 0 K: 1 S: 10	H: 1 LOB: 0 BB: 0 P: 14	R: 0 H: 2 E: 0 K: 0 S: 13	H: 2 LOB: 2 BB: 0 P: 19	R: 0 H: 1 E: 0 K: 1 S: 8	H: 1 LOB: 1 BB: 0 P: 13	1B: 7 2B: 0 3B: 1 HR: 2	SF: 0 SAC: 0 DP: 1 HBP: 0	WP: 0 PB: 0 SB: 3 CS: 0	PA: 40
PITCHER	IP WLS BF H R ER SO BB IBB HBP BLK WP HR S P ERA WHIP																					
36 Edinson Volquez, R (1.1) ERA: 7.56	2.1 L 16 5 6 6 4 4 0 0 0 0 0 1 38 75 23.14 3.857																					
46 Carlos Fisher, R (3.1) ERA: 7.36	3.2 11 1 0 0 4 0 0 0 0 0 0 0 32 44 0.00 0.273																					
45 Bill Bray, L (7.1) ERA: 6.48	1.0 4 1 1 1 1 0 0 0 0 0 0 1 10 14 9.00 1.000																					
62 Jordan Smith, R (8.1) ERA: 3.24	1.0 5 2 0 0 0 0 0 0 0 0 0 0 13 19 0.00 2.000																					
40 Nick Masset, R (9.1) ERA: 4.74	1.0 4 1 0 0 1 0 0 0 0 0 0 0 8 13 0.00 1.000																					

Washington Nationals @ Cincinnati Reds
Great American Ball Park, Cincinnati, OH
Thu Jul 22 2010, 12:37 PM - 3:26 PM EDT
Att: 23,115 - Partly Cloudy - 83 F

AB 36
R 7
H 10
RBI 7
BB 4
SO 10
LOB 15



Batter	1	2	3	4	5	6	7	8	9	AB	R	H	RBI	BB	SO	LOB	BOTTOM					
4 Brandon Phillips, R (1.4) OBP: 0.344, SLG: 0.467										4	0	0	0	0	0	2						
2 Orlando Cabrera, R (1.6) OBP: 0.297, SLG: 0.338										4	1	3	0	0	0	2						
32 Jay Bruce, L (1.9) OBP: 0.332, SLG: 0.431										4	0	2	0	0	0	2						
31 Jonny Gomes, R (1.7) OBP: 0.323, SLG: 0.471										4	0	0	0	0	1	4						
55 Ramon Hernandez, R (1.3) OBP: 0.357, SLG: 0.395										4	0	0	1	0	0	2						
6 Drew Stubbs, R (1.8) OBP: 0.315, SLG: 0.420										4	0	0	0	0	2	2						
43 Miguel Cairo, R (1.5) OBP: 0.360, SLG: 0.421										3	0	0	0	0	0	0						
29 Ryan Hanigan, R (1.2) OBP: 0.440, SLG: 0.442										3	0	1	0	0	0	0						
36 Edinson Volquez, R (1.1) ERA: 7.56										0	0	0	0	0	0	0						
46 Carlos Fisher, R (3.1) ERA: 7.36										2	0	0	0	0	2	0						
45 Bill Bray, L (7.1) ERA: 6.48										0	0	0	0	0	0	0						
62 Jordan Smith, R (8.1) ERA: 3.24										1	0	1	0	0	0	0						
17 Laynce Nix, L (8.9) OBP: 0.303, SLG: 0.423										0	0	0	0	0	0	0						
40 Nick Masset, R (9.1) ERA: 4.74										0	0	0	0	0	0	0						
Inning Stats	R: 0 H: 1 E: 0 K: 1 S: 9	H: 1 LOB: 0 BB: 0 P: 13	R: 0 H: 0 E: 0 K: 1 S: 9	H: 0 LOB: 0 BB: 0 P: 11	R: 0 H: 0 E: 0 K: 1 S: 8	H: 0 LOB: 0 BB: 0 P: 12	R: 1 H: 2 E: 0 K: 1 S: 8	H: 2 LOB: 1 BB: 0 P: 10	R: 0 H: 0 E: 0 K: 0 S: 9	H: 0 LOB: 0 BB: 0 P: 11	R: 0 H: 1 E: 0 K: 0 S: 7	H: 1 LOB: 0 BB: 0 P: 8	R: 0 H: 0 E: 0 K: 0 S: 4	H: 0 LOB: 0 BB: 0 P: 8	R: 0 H: 2 E: 0 K: 0 S: 10	H: 2 LOB: 2 BB: 0 P: 15	R: 0 H: 1 E: 0 K: 0 S: 8	H: 1 LOB: 1 BB: 0 P: 14	1B: 7 2B: 1 3B: 0 HR: 0	SF: 0 SAC: 0 DP: 1 HBP: 0	WP: 0 PB: 0 SB: 0 CS: 0	PA: 33
PITCHER	IP WLS BF H R ER SO BB IBB HBP BLK WP HR S P ERA WHIP																					
61 Livan Hernandez, R (1.1) ERA: 3.12	9.0 W 33 7 1 1 5 0 0 0 0 0 0 0 72 102 1.00 0.778																					

Washington Nationals @ Cincinnati Reds
Great American Ball Park, Cincinnati, OH
Thu Jul 22 2010, 12:37 PM - 3:26 PM EDT
Att: 23,115 - Partly Cloudy - 83 F

AB 33
R 1
H 7
RBI 1
BB 0
SO 5
LOB 14



Batter	1	2	3	4	5	6	7	8	9	AB	R	H	RBI	BB	SO	LOB	TOP								
15 Cristian Guzman, S OBP: 0.332, SLG: 0.367 (1, 4)										4	0	0	0	0	1	2	Washington Nationals @ Milwaukee Brewers Miller Park, Milwaukee, WI Sat Jul 24 2010, 6:11 PM - 9:37 PM CDT Att: 41,987 - Cloudy - 84 F								
2 Roger Bernadina, L OBP: 0.326, SLG: 0.421 (1, 8)										3	0	0	1	0	1	0									
11 Ryan Zimmerman, R OBP: 0.384, SLG: 0.519 (1, 5)										3	1	1	0	1	0	0									
16 Josh Willingham, R OBP: 0.403, SLG: 0.477 (1, 7)										2	1	1	0	2	0	0									
38 Michael Morse, R OBP: 0.395, SLG: 0.638 1 Nyer Morgan, L OBP: 0.316, SLG: 0.319 (9, PH)										3	0	2	0	0	1	3									
7 Ivan Rodriguez, R OBP: 0.326, SLG: 0.354 44 Adam Dunn, L OBP: 0.368, SLG: 0.566 (9, PH)										1	0	1	0	0	0	0									
6 Ian Desmond, R 43 Miguel Batista, R 22 Willie Harris, S 36 Tyler Clippard, R 23 Wil Nieves, R (1, 9)										1	0	0	1	0	1	0									
12 Alberto Gonzalez, R 22 Drew Storen, S OBP: 0.297, SLG: 0.378 OBP: 0.500, SLG: 0.500 (1, 3)										4	1	1	0	0	0	2									
51 J.D. Martin, R 99 Collin Balester, R 45 Doug Slaten, L 20 Adam Kennedy, L OBP: 0.167, SLG: 0.250 OBP: 0.330, SLG: 0.330 (3, 1)										1	0	0	0	0	1	0									
Inning Stats	R: 0 E: 0 K: 1 S: 7	H: 0 LOB: 0 BB: 0 P: 11	R: 0 E: 0 K: 0 S: 7	H: 1 LOB: 0 BB: 0 P: 11	R: 0 E: 0 K: 2 S: 9	H: 0 LOB: 0 BB: 0 P: 13	R: 0 E: 0 K: 0 S: 7	H: 0 LOB: 0 BB: 0 P: 8	R: 1 E: 0 K: 1 S: 14	H: 2 LOB: 3 BB: 2 P: 16	R: 0 E: 0 K: 1 S: 10	H: 0 LOB: 0 BB: 0 P: 12	R: 0 E: 0 K: 2 S: 8	H: 0 LOB: 0 BB: 0 P: 11	R: 1 E: 0 K: 0 S: 11	H: 3 LOB: 2 BB: 0 P: 19		1B: 7 2B: 1 3B: 0 HR: 0	SF: 3 SAC: 0 DP: 2 HBP: 0	WP: 0 PB: 0 SB: 0 CS: 0	PA: 35				
PITCHER	IP WLS BF H R ER SO BB IBB HBP BLK WP HR S P ERA WHIP	IP WLS BF H R ER SO BB IBB HBP BLK WP HR S P ERA WHIP	IP WLS BF H R ER SO BB IBB HBP BLK WP HR S P ERA WHIP	IP WLS BF H R ER SO BB IBB HBP BLK WP HR S P ERA WHIP	IP WLS BF H R ER SO BB IBB HBP BLK WP HR S P ERA WHIP	IP WLS BF H R ER SO BB IBB HBP BLK WP HR S P ERA WHIP	IP WLS BF H R ER SO BB IBB HBP BLK WP HR S P ERA WHIP	IP WLS BF H R ER SO BB IBB HBP BLK WP HR S P ERA WHIP	IP WLS BF H R ER SO BB IBB HBP BLK WP HR S P ERA WHIP	IP WLS BF H R ER SO BB IBB HBP BLK WP HR S P ERA WHIP	IP WLS BF H R ER SO BB IBB HBP BLK WP HR S P ERA WHIP	IP WLS BF H R ER SO BB IBB HBP BLK WP HR S P ERA WHIP	IP WLS BF H R ER SO BB IBB HBP BLK WP HR S P ERA WHIP	IP WLS BF H R ER SO BB IBB HBP BLK WP HR S P ERA WHIP	IP WLS BF H R ER SO BB IBB HBP BLK WP HR S P ERA WHIP	IP WLS BF H R ER SO BB IBB HBP BLK WP HR S P ERA WHIP	IP WLS BF H R ER SO BB IBB HBP BLK WP HR S P ERA WHIP	IP WLS BF H R ER SO BB IBB HBP BLK WP HR S P ERA WHIP	IP WLS BF H R ER SO BB IBB HBP BLK WP HR S P ERA WHIP	IP WLS BF H R ER SO BB IBB HBP BLK WP HR S P ERA WHIP	IP WLS BF H R ER SO BB IBB HBP BLK WP HR S P ERA WHIP	IP WLS BF H R ER SO BB IBB HBP BLK WP HR S P ERA WHIP			
23 Rickie Weeks Jr., R OBP: 0.377, SLG: 0.478 (1, 4)										4	1	1	0	0	1	4	Washington Nationals @ Milwaukee Brewers Miller Park, Milwaukee, WI Sat Jul 24 2010, 6:11 PM - 9:37 PM CDT Att: 41,987 - Cloudy - 84 F								
2 Joe Inglett, L OBP: 0.407, SLG: 0.487 (1, 9)										4	0	2	0	1	1	0									
8 Ryan Braun, R OBP: 0.335, SLG: 0.474 (1, 7)										5	1	2	2	0	1	3									
28 Prince Fielder, L OBP: 0.398, SLG: 0.508 (1, 3)										3	0	1	0	1	1	2									
14 Casey McGehee, R OBP: 0.334, SLG: 0.436 (1, 5)										4	0	0	0	0	0	5									
15 Jim Edmonds, L 12 Carlos Villanueva, R 51 Trevor Hoffman, R 30 Craig Counsell, L 59 John Axford, R (1, 8)										2	2	2	1	1	0	0									
21 Alcides Escobar, R OBP: 0.304, SLG: 0.336 (1, 6)										4	0	1	0	0	1	1									
20 Jonathan Lucroy, R OBP: 0.316, SLG: 0.384 (1, 2)										4	0	2	1	0	2	0									
26 Manny Parra, L 27 Carlos Gómez, R OBP: 0.346, SLG: 0.348 OBP: 0.290, SLG: 0.369 (1, 1)										1	0	0	0	1	1	0									
Inning Stats	R: 1 E: 0 K: 2 S: 14	H: 1 LOB: 0 BB: 0 P: 23	R: 0 E: 0 K: 1 S: 12	H: 1 LOB: 2 BB: 2 P: 23	R: 0 E: 0 K: 0 S: 7	H: 1 LOB: 1 BB: 1 P: 15	R: 1 E: 0 K: 2 S: 9	H: 1 LOB: 0 BB: 0 P: 13	R: 0 E: 0 K: 0 S: 10	H: 1 LOB: 2 BB: 0 P: 21	R: 1 E: 0 K: 0 S: 12	H: 3 LOB: 1 BB: 0 P: 19	R: 0 E: 0 K: 2 S: 16	H: 1 LOB: 1 BB: 0 P: 24	R: 0 E: 0 K: 1 S: 9	H: 0 LOB: 0 BB: 0 P: 15		R: 1 E: 0 K: 1 S: 11	H: 2 LOB: 2 BB: 1 P: 17	1B: 7 2B: 1 3B: 1 HR: 2	SF: 0 SAC: 0 DP: 1 HBP: 1	WP: 0 PB: 0 SB: 1 CS: 0	PA: 39		
PITCHER	IP WLS BF H R ER SO BB IBB HBP BLK WP HR S P ERA WHIP	IP WLS BF H R ER SO BB IBB HBP BLK WP HR S P ERA WHIP	IP WLS BF H R ER SO BB IBB HBP BLK WP HR S P ERA WHIP	IP WLS BF H R ER SO BB IBB HBP BLK WP HR S P ERA WHIP	IP WLS BF H R ER SO BB IBB HBP BLK WP HR S P ERA WHIP	IP WLS BF H R ER SO BB IBB HBP BLK WP HR S P ERA WHIP	IP WLS BF H R ER SO BB IBB HBP BLK WP HR S P ERA WHIP	IP WLS BF H R ER SO BB IBB HBP BLK WP HR S P ERA WHIP	IP WLS BF H R ER SO BB IBB HBP BLK WP HR S P ERA WHIP	IP WLS BF H R ER SO BB IBB HBP BLK WP HR S P ERA WHIP	IP WLS BF H R ER SO BB IBB HBP BLK WP HR S P ERA WHIP	IP WLS BF H R ER SO BB IBB HBP BLK WP HR S P ERA WHIP	IP WLS BF H R ER SO BB IBB HBP BLK WP HR S P ERA WHIP	IP WLS BF H R ER SO BB IBB HBP BLK WP HR S P ERA WHIP	IP WLS BF H R ER SO BB IBB HBP BLK WP HR S P ERA WHIP	IP WLS BF H R ER SO BB IBB HBP BLK WP HR S P ERA WHIP	IP WLS BF H R ER SO BB IBB HBP BLK WP HR S P ERA WHIP	IP WLS BF H R ER SO BB IBB HBP BLK WP HR S P ERA WHIP	IP WLS BF H R ER SO BB IBB HBP BLK WP HR S P ERA WHIP	IP WLS BF H R ER SO BB IBB HBP BLK WP HR S P ERA WHIP	IP WLS BF H R ER SO BB IBB HBP BLK WP HR S P ERA WHIP	IP WLS BF H R ER SO BB IBB HBP BLK WP HR S P ERA WHIP			
51 J.D. Martin, R 99 Collin Balester, R 45 Doug Slaten, L 43 Miguel Batista, R 36 Tyler Clippard, R (1, 1)	2.1 8 0.1 1.1 2.0	13 2 1 3 7	1 2 0 1 1	1 1 0 1 0	3 0 0 0 0	3 0 0 0 0	30 1 2 15 25	5 31 3 24 39	6 4.50 0.00 6.75 0.00	1.167 1.000 0.000 2.250 0.500	22 Drew Storen, R ERA: 2.83 (9, 1)	0.1 L 4 2	1 2 1 1	1 1 1 1	1 1 1 1	0 0 0 0	0 0 0 0	0 0 0 0	0 0 0 0	0 0 0 0	0 0 0 0	0 0 0 0	0 0 0 0	0 0 0 0	27.00 9.000

Batter	1	2	3	4	5	6	7	8	9	AB	R	H	RBI	BB	SO	LOB	TOP				
14 Martín Prado, R OBP: 0.358, SLG: 0.488	G5-3		K		G6-3			K		4	0	0	0	0	2	1	Atlanta Braves @ Washington Nationals Nationals Park, Washington, DC Tue Jul 27 2010, 7:10 PM - 9:32 PM EDT Att: 40,043 - Partly Cloudy - 84 F				
22 Jason Heyward, L OBP: 0.355, SLG: 0.455	HBP		K		G6-3			K		3	0	0	0	0	2	1					
10 Chipper Jones, S OBP: 0.378, SLG: 0.395	G3		F7					F7		4	0	1	0	0	0	1					
16 Brian McCann, L OBP: 0.380, SLG: 0.459	L6		K		G6-3			F7		4	0	0	0	0	1	2					
20 Eric Hinske, L OBP: 0.354, SLG: 0.508	K		K		G6-3			F8		4	0	2	0	0	1	0					
25 Troy Glaus, R OBP: 0.382, SLG: 0.423	BB		K		K			K		3	0	0	0	1	3	2					
2 Alex Gonzalez, R OBP: 0.306, SLG: 0.491	P5		FC5-4		G6-3			G6-3		3	0	0	0	0	0	2					
53 Melky Cabrera, S OBP: 0.323, SLG: 0.363	1B		G6-3		G4-3			G4-3		3	0	2	0	0	0	0					
48 Tommy Hanson, R OBP: 0.135, SLG: 0.139	K		SH3-4		SH3-4			P4		1	0	0	0	0	1	2					
23 Matt Diaz, R OBP: 0.294, SLG: 0.445										1	0	0	0	0	0	0					
39 Jonny Venters, L OBP: 0.294, SLG: 0.445										0	0	0	0	0	0	0					
Inning Stats	R: 0 H: 0 E: 0 K: 0 S: 12	H: 0 BB: 0 P: 22	R: 0 H: 1 E: 0 K: 2 S: 11	H: 2 BB: 1 P: 21	R: 0 H: 0 E: 0 K: 2 S: 8	H: 0 BB: 0 P: 12	R: 0 H: 1 E: 0 K: 2 S: 10	H: 1 LOB: 1 BB: 0 P: 18	R: 0 H: 1 E: 0 K: 1 S: 7	H: 2 LOB: 1 BB: 0 P: 14	R: 0 H: 0 E: 0 K: 1 S: 9	H: 0 LOB: 0 BB: 0 P: 16	R: 0 H: 0 E: 0 K: 2 S: 7	H: 0 LOB: 0 BB: 0 P: 8	R: 0 H: 0 E: 0 K: 1 S: 6	H: 0 LOB: 0 BB: 0 P: 10	1B: 4 2B: 1 3B: 0 HR: 0	SF: 0 SAC: 1 DP: 1 HBP: 1	WP: 0 PB: 0 SB: 0 CS: 0	PA: 33	
PITCHER	IP WLS BF H R ER SO BB IBB HBP BLK WP HR S P ERA WHIP	IP WLS BF H R ER SO BB IBB HBP BLK WP HR S P ERA WHIP	IP WLS BF H R ER SO BB IBB HBP BLK WP HR S P ERA WHIP	IP WLS BF H R ER SO BB IBB HBP BLK WP HR S P ERA WHIP	IP WLS BF H R ER SO BB IBB HBP BLK WP HR S P ERA WHIP	IP WLS BF H R ER SO BB IBB HBP BLK WP HR S P ERA WHIP	IP WLS BF H R ER SO BB IBB HBP BLK WP HR S P ERA WHIP	IP WLS BF H R ER SO BB IBB HBP BLK WP HR S P ERA WHIP	IP WLS BF H R ER SO BB IBB HBP BLK WP HR S P ERA WHIP	IP WLS BF H R ER SO BB IBB HBP BLK WP HR S P ERA WHIP	IP WLS BF H R ER SO BB IBB HBP BLK WP HR S P ERA WHIP	IP WLS BF H R ER SO BB IBB HBP BLK WP HR S P ERA WHIP	IP WLS BF H R ER SO BB IBB HBP BLK WP HR S P ERA WHIP	IP WLS BF H R ER SO BB IBB HBP BLK WP HR S P ERA WHIP	IP WLS BF H R ER SO BB IBB HBP BLK WP HR S P ERA WHIP	IP WLS BF H R ER SO BB IBB HBP BLK WP HR S P ERA WHIP	IP WLS BF H R ER SO BB IBB HBP BLK WP HR S P ERA WHIP	IP WLS BF H R ER SO BB IBB HBP BLK WP HR S P ERA WHIP	IP WLS BF H R ER SO BB IBB HBP BLK WP HR S P ERA WHIP	IP WLS BF H R ER SO BB IBB HBP BLK WP HR S P ERA WHIP	IP WLS BF H R ER SO BB IBB HBP BLK WP HR S P ERA WHIP

AB	30
R	0
H	5
RBI	0
BB	1
SO	10
LOB	11



Batter	1	2	3	4	5	6	7	8	9	AB	R	H	RBI	BB	SO	LOB	BOTTOM				
1 Nyjer Morgan, L OBP: 0.319, SLG: 0.319	P5				B3			G6-3		4	1	1	0	0	0	1	Atlanta Braves @ Washington Nationals Nationals Park, Washington, DC Tue Jul 27 2010, 7:10 PM - 9:32 PM EDT Att: 40,043 - Partly Cloudy - 84 F				
15 Cristian Guzman, S OBP: 0.307, SLG: 0.302	K				K			G5-3		4	0	0	0	0	3	1					
12 Alberto Gonzalez, R OBP: 0.333, SLG: 0.398	K				K			K		0	0	0	0	0	0	0					
11 Ryan Zimmerman, R OBP: 0.383, SLG: 0.518	G4-3		G5-3		K			K		4	0	1	0	0	2	0					
44 Adam Dunn, L OBP: 0.366, SLG: 0.559	G4-3		K		K			K		4	0	0	0	0	2	1					
55 Matt Capps, R OBP: 0.366, SLG: 0.559	G4-3		K		K			K		0	0	0	0	0	0	0					
16 Josh Willingham, R OBP: 0.401, SLG: 0.478	F9		F9		G4-3			G4-3		3	0	1	0	0	0	1					
2 Roger Bernadina, L OBP: 0.323, SLG: 0.416	F7		F7		F7			K		3	1	1	0	0	1	1					
7 Ivan Rodriguez, R OBP: 0.289, SLG: 0.344	FC5		FC5		K			G5-3		3	1	0	0	0	1	2					
6 Ian Desmond, R OBP: 0.290, SLG: 0.380	1B		1B		1B			F8		3	0	2	2	0	0	0					
43 Miguel Batista, R OBP: 0.167, SLG: 0.167	K		K		G6-3			G5-3		2	0	0	0	0	1	2					
17 Sean Burnett, L OBP: 0.167, SLG: 0.167	K		K		G6-3			G5-3		0	0	0	0	0	0	0					
38 Michael Morse, R OBP: 0.388, SLG: 0.619	K		K		G6-3			G5-3		1	0	0	0	0	0	0					
22 Drew Storen, S OBP: 0.500, SLG: 0.500	K		K		G6-3			G5-3		0	0	0	0	0	0	0					
20 Adam Kennedy, L OBP: 0.333, SLG: 0.333	K		K		G6-3			G5-3		0	0	0	0	0	0	0					
Inning Stats	R: 1 H: 2 E: 0 K: 1 S: 16	H: 2 LOB: 1 BB: 0 P: 24	R: 2 H: 2 E: 1 K: 2 S: 11	H: 2 LOB: 1 BB: 0 P: 17	R: 0 H: 0 E: 0 K: 1 S: 7	H: 0 LOB: 0 BB: 0 P: 9	R: 0 H: 1 E: 0 K: 1 S: 13	H: 1 LOB: 1 BB: 0 P: 15	R: 0 H: 0 E: 0 K: 2 S: 7	H: 0 LOB: 0 BB: 0 P: 8	R: 0 H: 1 E: 0 K: 1 S: 10	H: 1 LOB: 1 BB: 0 P: 15	R: 0 H: 0 E: 0 K: 0 S: 8	H: 0 LOB: 0 BB: 0 P: 13	R: 0 H: 0 E: 0 K: 2 S: 7	H: 0 LOB: 0 BB: 0 P: 10	1B: 5 2B: 1 3B: 0 HR: 0	SF: 0 SAC: 0 DP: 0 HBP: 0	WP: 0 PB: 0 SB: 4 CS: 0	PA: 31	
PITCHER	IP WLS BF H R ER SO BB IBB HBP BLK WP HR S P ERA WHIP	IP WLS BF H R ER SO BB IBB HBP BLK WP HR S P ERA WHIP	IP WLS BF H R ER SO BB IBB HBP BLK WP HR S P ERA WHIP	IP WLS BF H R ER SO BB IBB HBP BLK WP HR S P ERA WHIP	IP WLS BF H R ER SO BB IBB HBP BLK WP HR S P ERA WHIP	IP WLS BF H R ER SO BB IBB HBP BLK WP HR S P ERA WHIP	IP WLS BF H R ER SO BB IBB HBP BLK WP HR S P ERA WHIP	IP WLS BF H R ER SO BB IBB HBP BLK WP HR S P ERA WHIP	IP WLS BF H R ER SO BB IBB HBP BLK WP HR S P ERA WHIP	IP WLS BF H R ER SO BB IBB HBP BLK WP HR S P ERA WHIP	IP WLS BF H R ER SO BB IBB HBP BLK WP HR S P ERA WHIP	IP WLS BF H R ER SO BB IBB HBP BLK WP HR S P ERA WHIP	IP WLS BF H R ER SO BB IBB HBP BLK WP HR S P ERA WHIP	IP WLS BF H R ER SO BB IBB HBP BLK WP HR S P ERA WHIP	IP WLS BF H R ER SO BB IBB HBP BLK WP HR S P ERA WHIP	IP WLS BF H R ER SO BB IBB HBP BLK WP HR S P ERA WHIP	IP WLS BF H R ER SO BB IBB HBP BLK WP HR S P ERA WHIP	IP WLS BF H R ER SO BB IBB HBP BLK WP HR S P ERA WHIP	IP WLS BF H R ER SO BB IBB HBP BLK WP HR S P ERA WHIP	IP WLS BF H R ER SO BB IBB HBP BLK WP HR S P ERA WHIP	IP WLS BF H R ER SO BB IBB HBP BLK WP HR S P ERA WHIP

AB	31
R	3
H	6
RBI	2
BB	0
SO	10
LOB	9



Batter	1	2	3	4	5	6	7	8	9	AB	R	H	RBI	BB	SO	LOB	TOP																		
14 Martin Prado, R OBP: 0.361, SLG: 0.492										5	2	3	0	0	1	0	Atlanta Braves @ Washington Nationals Nationals Park, Washington, DC Wed Jul 28 2010, 7:07 PM - 10:01 PM EDT Att: 24,263 - Clear - 90 F																		
22 Jason Heyward, L OBP: 0.386, SLG: 0.457										3	1	1	0	2	1	1																			
10 Chipper Jones, S OBP: 0.375, SLG: 0.393 13 Billy Wagner, L OBP: 0.289, SLG: 0.438										4	0	1	2	0	0	2		0																	
16 Brian McCann, L OBP: 0.382, SLG: 0.458										3	0	1	0	1	0	3		2																	
20 Eric Hinske, L OBP: 0.351, SLG: 0.503 23 Matt Diaz, R OBP: 0.289, SLG: 0.438										2	0	0	0	0	1	1		2																	
25 Troy Glaus, R OBP: 0.361, SLG: 0.421										4	0	0	0	0	2	1		4																	
2 Alex Gonzalez, R OBP: 0.303, SLG: 0.485									3	0	1	0	1	1	1	4																			
53 Melky Cabrera, S OBP: 0.325, SLG: 0.366									4	0	0	0	0	2	2	0																			
15 Tim Hudson, R OBP: 0.240, SLG: 0.300 39 Jonny Venters, L OBP: 0.357, SLG: 0.394 4 Omar Infante, R OBP: 0.357, SLG: 0.394									0	0	0	0	0	0	0	0		0																	
Inning Stats	R: 2 H: 2 E: 0 K: 1 S: 14	H: 2 BB: 1 P: 27	R: 0 H: 0 E: 0 K: 1 S: 8	H: 0 BB: 0 P: 11	R: 0 H: 1 E: 0 K: 0 S: 7	H: 1 BB: 0 P: 12	R: 0 H: 1 E: 0 K: 1 S: 18	H: 1 BB: 0 P: 21	R: 1 H: 2 E: 0 K: 0 S: 11	H: 2 BB: 1 P: 19	R: 0 H: 0 E: 0 K: 3 S: 15	H: 0 BB: 1 P: 23	R: 0 H: 1 E: 0 K: 1 S: 11	H: 1 BB: 0 P: 17	R: 0 H: 1 E: 0 K: 1 S: 9	H: 1 BB: 0 P: 12		R: 0 H: 0 E: 0 K: 1 S: 9	H: 0 BB: 0 P: 14	1B: 5 2B: 3 3B: 0 HR: 0	SF: 1 SAC: 0 DP: 0 HBP: 0	WP: 0 PB: 0 SB: 2 CS: 0	PA: 39												
PITCHER	IP 4.1	WLS L	BF 21	H 6	R 3	ER 3	SO 3	BB 2	IBB 0	HBP 0	BLK 0	WP 0	HR 0	S 55	P 85	ERA 6.23	WHIP 1.846	PITCHER	IP 0	WLS 0	BF 0	H 0	R 0	ER 0	SO 0	BB 0	IBB 0	HBP 0	BLK 0	WP 0	HR 0	S 0	P 0	ERA 0.00	WHIP 0.000
61 Livan Hernandez, R ERA: 3.22	4.1	L	21	6	3	3	3	2	0	0	0	0	0	55	85	6.23	1.846																		
45 Doug Slaten, L ERA: 3.74	0.1		1	0	0	0	0	0	0	0	0	0	0	2	3	0.00	0.000																		
36 Tyler Clippard, R ERA: 3.26	1.1		5	0	0	0	3	1	0	0	0	0	0	16	25	0.00	0.750																		
62 Joel Peralta, R ERA: 1.83	3.0		12	2	0	0	3	1	0	0	0	0	0	29	43	0.00	1.000																		

Batter	1	2	3	4	5	6	7	8	9	AB	R	H	RBI	BB	SO	LOB	BOTTOM																		
1 Naylor Morgan, L OBP: 0.320, SLG: 0.321										4	0	2	0	0	1	0	Atlanta Braves @ Washington Nationals Nationals Park, Washington, DC Wed Jul 28 2010, 7:07 PM - 10:01 PM EDT Att: 24,263 - Clear - 90 F																		
20 Adam Kennedy, L OBP: 0.332, SLG: 0.332										4	0	1	0	0	4	3																			
11 Ryan Zimmerman, R OBP: 0.384, SLG: 0.517										3	0	1	0	1	0	1																			
44 Adam Dunn, L OBP: 0.362, SLG: 0.553										4	0	0	0	0	1	3		2																	
2 Roger Bernadina, L OBP: 0.321, SLG: 0.412 36 Tyler Clippard, R OBP: 1.000, SLG: 1.000 12 Alberto Gonzalez, R OBP: 0.330, SLG: 0.393 62 Joel Peralta, R OBP: 0.357, SLG: 0.361 15 Cristian Guzman, S OBP: 0.327, SLG: 0.361										2	0	0	0	0	2	0		0																	
7 Ivan Rodriguez, R OBP: 0.287, SLG: 0.346										4	1	1	0	0	1	1		4																	
22 Willie Harris, L OBP: 0.287, SLG: 0.355 16 Josh Willingham, R OBP: 0.399, SLG: 0.476										3	0	0	0	0	3	1		1																	
6 Ian Desmond, R OBP: 0.291, SLG: 0.379									3	0	1	0	0	0	1	0		0																	
61 Livan Hernandez, R OBP: 0.167, SLG: 0.143 45 Doug Slaten, L OBP: 0.391, SLG: 0.616 38 Michael Morse, R OBP: 0.391, SLG: 0.616										0	0	0	0	0	0	0		0																	
Inning Stats	R: 0 H: 1 E: 0 K: 1 S: 7	H: 0 BB: 0 P: 10	R: 0 H: 0 E: 0 K: 2 S: 9	H: 0 BB: 0 P: 14	R: 0 H: 2 E: 0 K: 0 S: 7	H: 2 BB: 0 P: 7	R: 0 H: 0 E: 0 K: 1 S: 8	H: 0 BB: 0 P: 12	R: 0 H: 3 E: 0 K: 1 S: 9	H: 3 BB: 0 P: 15	R: 0 H: 1 E: 0 K: 0 S: 7	H: 1 BB: 0 P: 11	R: 0 H: 0 E: 0 K: 2 S: 9	H: 0 BB: 0 P: 13	R: 0 H: 0 E: 0 K: 1 S: 11	H: 0 BB: 1 P: 21		R: 0 H: 0 E: 0 K: 1 S: 9	H: 0 BB: 0 P: 13	1B: 6 2B: 1 3B: 0 HR: 0	SF: 0 SAC: 1 DP: 1 HBP: 0	WP: 0 PB: 0 SB: 0 CS: 0	PA: 34												
PITCHER	IP 7.2	WLS W	BF 30	H 7	R 1	ER 1	SO 7	BB 1	IBB 0	HBP 0	BLK 0	WP 0	HR 0	S 63	P 96	ERA 1.17	WHIP 1.043	PITCHER	IP 0	WLS 0	BF 0	H 0	R 0	ER 0	SO 0	BB 0	IBB 0	HBP 0	BLK 0	WP 0	HR 0	S 0	P 0	ERA 0.00	WHIP 0.000


Batter	1	2	3	4	5	6	7	8	9	AB	R	H	RBI	BB	SO	LOB	TOP					
14 Martin Prado, R OBP: 0.357, SLG: 0.487	G6-3		G6-3		G6-3		F9			4	0	0	0	0	0	0	Atlanta Braves @ Washington Nationals Nationals Park, Washington, DC Thu Jul 29 2010, 12:38 PM - 4:42 PM EDT Att: 30,263 - Partly Cloudy - 92 F					
22 Jason Heyward, L OBP: 0.387, SLG: 0.452	G6-3		G4-3		G4-3		FC6-4 BB			3	0	0	0	1	0							
10 Chipper Jones, S OBP: 0.371, SLG: 0.387	G6-3				F9		FC6-4			4	0	0	0	0	1							
25 Troy Glaus, R OBP: 0.362, SLG: 0.421		F9					F9		23 G4-6-3 1B	3	1	1	0	1	0	0						
27 Brent Clevlen, R OBP: 0.250, SLG: 0.500										0	0	0	0	0	0	0						
40 Takashi Saito, L (8, 1)										0	0	0	0	0	0	0						
23 Matt Diaz, R OBP: 0.288, SLG: 0.456		F9								4	2	1	2	0	0	1						
4 Omar Infante, R OBP: 0.396, SLG: 0.396										4	0	2	1	0	0	1						
8 David Ross, R OBP: 0.383, SLG: 0.383										3	0	2	0	0	0	1						
16 Brian McCann, L OBP: 0.381, SLG: 0.456										1	0	0	0	0	0	0						
53 Melky Cabrera, S OBP: 0.324, SLG: 0.363										3	0	0	0	1	0	3						
32 Derek Lowe, R OBP: 0.171, SLG: 0.152										2	0	0	0	0	1	2						
58 Peter Moylan, R (6, 1)										0	0	0	0	0	0	0						
7 Brooks Conrad, S OBP: 0.304, SLG: 0.500										1	0	0	0	0	1	0						
38 Mike Dunn, L (7, 1)										0	0	0	0	0	0	0						
20 Eric Hinske, L OBP: 0.350, SLG: 0.500										1	0	0	0	1	0	0						
Inning Stats	R: 0 E: 0 K: 0 S: 4	H: 0 LOB: 0 BB: 0 P: 7	R: 0 E: 0 K: 0 S: 11	H: 2 LOB: 2 BB: 0 P: 14	R: 0 E: 0 K: 0 S: 9	H: 0 LOB: 0 BB: 0 P: 13	R: 2 E: 0 K: 1 S: 15	H: 2 LOB: 2 BB: 2 P: 24	R: 0 E: 0 K: 0 S: 4	H: 0 LOB: 0 BB: 0 P: 7	R: 1 E: 1 K: 0 S: 9	H: 1 LOB: 1 BB: 0 P: 16	R: 0 E: 0 K: 1 S: 10	H: 0 LOB: 1 BB: 1 P: 20	R: 0 E: 0 K: 0 S: 8	H: 1 LOB: 1 BB: 0 P: 12	R: 0 E: 0 K: 1 S: 10	H: 0 LOB: 0 BB: 0 P: 14	1B: 4 2B: 0 3B: 1 HR: 1	SF: 0 SAC: 0 DP: 1 HBP: 0	WP: 0 PB: 1 SB: 0 CS: 0	PA: 36
PITCHER	IP WLS BF H R ER SO BB IBB HBP BLK WP HR S P ERA WHIP																					
19 Scott Olsen, L ERA: 3.67	6.0 W 26 5 3 2 1 1 1 0 0 0 0 1 52 81 3.00 1.000																					
17 Sean Burnett, L ERA: 2.78	1.0 H 4 0 0 0 1 0 0 0 0 0 0 10 20 0.00 1.000																					
22 Drew Storen, R ERA: 2.64	1.0 S 3 1 0 0 0 0 0 0 0 0 0 8 12 0.00 1.000																					
Matt Capps, R ERA: 2.74	1.0 S 3 0 0 0 1 0 0 0 0 0 0 10 14 0.00 0.000																					

Batter	1	2	3	4	5	6	7	8	9	AB	R	H	RBI	BB	SO	LOB	BOTTOM			
1 Neyer Morgan, L OBP: 0.320, SLG: 0.320	G4-3		G4-3		L4		F7			4	0	1	0	0	0	1	Atlanta Braves @ Washington Nationals Nationals Park, Washington, DC Thu Jul 29 2010, 12:38 PM - 4:42 PM EDT Att: 30,263 - Partly Cloudy - 92 F			
20 Adam Kennedy, L OBP: 0.326, SLG: 0.325	L7		G4-3				G6-3			4	0	0	0	0	0	1				
22 Drew Storen, S OBP: 0.500, SLG: 0.500										0	0	0	0	0	0	0				
2 Roger Bernadina, L OBP: 0.321, SLG: 0.412										0	0	0	0	0	0	0				
11 Ryan Zimmerman, R OBP: 0.382, SLG: 0.512	F9									3	0	0	0	1	1	0				
44 Adam Dunn, L OBP: 0.364, SLG: 0.563										4	2	2	1	0	0	2				
Matt Capps, R (9, 1)										0	0	0	0	0	0	0				
16 Josh Willingham, R OBP: 0.395, SLG: 0.470	G5-3									4	0	0	0	0	1	1				
38 Michael Morse, R OBP: 0.396, SLG: 0.607	G6-3									3	1	1	1	0	1	0				
6 Ian Desmond, R OBP: 0.294, SLG: 0.395										3	2	2	1	0	1	1				
23 Wil Nieves, R OBP: 0.223, SLG: 0.252										3	0	1	2	0	0	1				
19 Scott Olsen, L OBP: 0.067, SLG: 0.067										2	0	0	0	0	2	1				
17 Sean Burnett, L ERA: 2.61										0	0	0	0	0	0	0				
12 Alberto Gonzalez, R OBP: 0.326, SLG: 0.388										1	0	0	0	0	1	0				
Inning Stats	R: 0 E: 0 K: 0 S: 8	H: 0 LOB: 0 BB: 0 P: 12	R: 2 E: 0 K: 0 S: 20	H: 2 LOB: 0 BB: 0 P: 32	R: 0 E: 0 K: 1 S: 11	H: 1 LOB: 2 BB: 1 P: 20	R: 2 E: 0 K: 2 S: 14	H: 2 LOB: 1 BB: 0 P: 22	R: 0 E: 0 K: 0 S: 9	H: 0 LOB: 0 BB: 0 P: 12	R: 0 E: 0 K: 1 S: 11	H: 1 LOB: 1 BB: 0 P: 17	R: 0 E: 0 K: 1 S: 9	H: 0 LOB: 0 BB: 0 P: 14	R: 1 E: 0 K: 2 S: 9	H: 1 LOB: 0 BB: 0 P: 15	1B: 3 2B: 2 3B: 0 HR: 2	SF: 0 SAC: 0 DP: 0 HBP: 1	WP: 0 PB: 0 SB: 1 CS: 0	PA: 33
PITCHER	IP WLS BF H R ER SO BB IBB HBP BLK WP HR S P ERA WHIP																			
32 Derek Lowe, R ERA: 4.88	5.0 L 22 5 4 4 4 1 0 0 0 0 0 11 62 7.20 1.200																			
58 Peter Moylan, R ERA: 2.61	1.0 4 1 0 0 1 0 0 0 0 0 0 11 17 0.00 1.000																			
38 Mike Dunn, L ERA:	1.0 3 0 0 0 1 0 0 0 0 0 0 9 14 0.00 0.000																			
40 Takashi Saito, R ERA: 3.55	1.0 4 1 1 1 2 0 0 0 0 0 1 9 15 9.00 1.000																			

AB 33
R 3
H 6
RBI 3
BB 3
SO 3
LOB 9



AB 31
R 5
H 7
RBI 5
BB 1
SO 7
LOB 8



Batter	1	2	3	4	5	6	7	8	9	AB	R	H	RBI	BB	SO	LOB	TOP					
11 Jimmy Rollins, S OBP: 0.328, SLG: 0.384										4	0	0	0	0	0	1	Philadelphia Phillies @ Washington Nationals Nationals Park, Washington, DC Fri Jul 30 2010, 7:06 PM - 9:38 PM EDT Att: 32,590 - Clear - 82 F					
27 Placido Polanco, R OBP: 0.343, SLG: 0.434										4	0	0	0	0	1	0						
29 Raul Ibanez, L OBP: 0.354, SLG: 0.425										3	0	2	0	1	0	0						
6 Ryan Howard, L OBP: 0.355, SLG: 0.528										4	0	0	0	0	2	3						
28 Jayson Werth, R OBP: 0.383, SLG: 0.524										4	1	2	1	0	1	0						
9 Dominic Brown, L OBP: 0.444, SLG: 0.625										4	0	2	0	0	2	2						
19 Greg Dobbs, L OBP: 0.263, SLG: 0.333										3	0	0	0	1	0	2						
51 Carlos Ruiz, R OBP: 0.390, SLG: 0.384										4	0	0	0	0	1	3						
44 Roy Oswalt, R OBP: 0.161, SLG: 0.133										2	0	0	0	0	0	1						
10 Ben Francisco, R (7, PH) 37 Chad Durbin, R (7, 1) 57 David Herndon, R (8, 1)										1	0	0	0	0	1	1						
										0	0	0	0	0	0	0						
										0	0	0	0	0	0	0						
Inning Stats	R: 0 E: 0 K: 0 S: 8	H: 1 LOB: 1 BB: 0 P: 10	R: 0 E: 0 K: 1 S: 5	H: 0 LOB: 0 BB: 0 P: 7	R: 0 E: 0 K: 1 S: 8	H: 0 LOB: 0 BB: 0 P: 13	R: 0 E: 0 K: 2 S: 12	H: 2 LOB: 2 BB: 0 P: 17	R: 0 E: 0 K: 1 S: 8	H: 0 LOB: 1 BB: 1 P: 14	R: 1 E: 0 K: 1 S: 11	H: 2 LOB: 1 BB: 0 P: 17	R: 0 E: 0 K: 1 S: 8	H: 0 LOB: 1 BB: 0 P: 18	R: 0 E: 0 K: 1 S: 10	H: 1 LOB: 1 BB: 0 P: 14	1B: 5 2B: 0 3B: 0 HR: 1	SF: 0 SAC: 0 DP: 0 HBP: 0	WP: 0 PB: 0 SB: 0 CS: 0	PA: 35		
PITCHER	IP WLS BF H R ER SO BB IBB HBP BLK WP HR S P ERA WHIP	6.1 W 25 5 1 1 5 1 0 0 0 0 1 55 89 1.42 0.947	1.2 6 0 0 0 2 1 0 0 0 0 0 13 24 0.00 0.600	1.0 4 1 0 0 1 0 0 0 0 0 0 10 14 0.00 1.000																		

livebaseballscorecards.com

AB 33
R 1
H 6
RBI 1
BB 2
SO 8
LOB 13

Batter	1	2	3	4	5	6	7	8	9	AB	R	H	RBI	BB	SO	LOB	BOTTOM					
1 Nyer Morgan, L OBP: 0.323, SLG: 0.325										3	2	1	0	1	0	0	Philadelphia Phillies @ Washington Nationals Nationals Park, Washington, DC Fri Jul 30 2010, 7:06 PM - 9:38 PM EDT Att: 32,590 - Clear - 82 F					
20 Adam Kennedy, L OBP: 0.336, SLG: 0.341										5	2	4	1	0	0	0						
11 Ryan Zimmerman, R (1, 5)										4	1	1	1	0	0	2						
44 Adam Dunn, L OBP: 0.365, SLG: 0.561										3	1	1	0	0	1	3						
12 Alberto Gonzalez, R OBP: 0.500, SLG: 0.500										1	0	0	0	0	0	1						
16 Josh Willingham, R (1, 7)										3	1	1	2	1	0	2						
2 Roger Bernadina, L OBP: 0.328, SLG: 0.425										3	0	2	2	1	0	0						
7 Ivan Rodriguez, R OBP: 0.286, SLG: 0.342										3	0	0	0	1	2	3						
6 Ian Desmond, R OBP: 0.290, SLG: 0.391										3	0	0	1	0	0	1						
35 Craig Stammen, R OBP: 0.278, SLG: 0.353										3	1	1	0	0	1	2						
36 Tyler Clippard, R OBP: 0.500, SLG: 0.500										1	0	0	0	0	1	2						
99 Collin Balester, R (9, 1)										0	0	0	0	0	0	0						
Inning Stats	R: 1 E: 0 K: 0 S: 8	H: 2 LOB: 1 BB: 0 P: 12	R: 0 E: 0 K: 1 S: 6	H: 0 LOB: 0 BB: 0 P: 10	R: 2 E: 1 K: 1 S: 14	H: 2 LOB: 1 BB: 0 P: 23	R: 0 E: 1 K: 1 S: 11	H: 1 LOB: 1 BB: 0 P: 13	R: 2 E: 0 K: 0 S: 8	H: 2 LOB: 2 BB: 2 P: 18	R: 0 E: 0 K: 1 S: 7	H: 0 LOB: 0 BB: 0 P: 10	R: 3 E: 0 K: 1 S: 16	H: 3 LOB: 2 BB: 2 P: 30	R: 0 E: 0 K: 0 S: 9	H: 1 LOB: 1 BB: 0 P: 11	1B: 6 2B: 4 3B: 1 HR: 0	SF: 2 SAC: 0 DP: 1 HBP: 2	WP: 0 PB: 0 SB: 1 CS: 1	PA: 40		
PITCHER	IP WLS BF H R ER SO BB IBB HBP BLK WP HR S P ERA WHIP	6.0 L 28 7 3 3 3 1 1 1 0 0 0 0 16 30 27.00 4.000	1.0 8 3 3 3 1 1 1 0 0 0 0 0 9 11 0.00 1.000																			

livebaseballscorecards.com


AB 32
R 8
H 11
RBI 7
BB 4
SO 5
LOB 16

Batter	1	2	3	4	5	6	7	8	9	10	11	AB	R	H	RBI	BB	SO	LOB	TOP					
11 Jimmy Rollins, S OBP: 0.330, SLG: 0.376	G5-3	G1-3		L4			BB	P5			F8	5	1	0	0	1	0	4						
27 Placido Polanco, R OBP: 0.349, SLG: 0.437	G6-3	G6-3			E6		BB			F8	2B	6	2	3	2	0	0	1						
28 Jayson Werth, R OBP: 0.390, SLG: 0.529	10B		P4				P2			K		5	1	2	1	1	1	1						
6 Ryan Howard, L OBP: 0.366, SLG: 0.528	10B		G6-3							G4-3		0	0	0	0	0	0	0						
12 Cody Ransom, R OBP: 0.262, SLG: 0.359	10B											2	1	0	0	0	1	2						
3 Ross Gload, L OBP: 0.326, SLG: 0.476	9B											2	0	1	0	1	0	0						
10 Ben Francisco, R OBP: 0.312, SLG: 0.400	51S											6	0	2	2	0	2	5						
9 Dominic Brown, L OBP: 0.263, SLG: 0.333	51S		G4-3									5	0	1	1	0	2	4						
51 Carlos Ruiz, R OBP: 0.386, SLG: 0.394	FC5			G5-3		G4-3		F8		F8		5	0	0	0	0	2							
21 Wilson Valdez, R OBP: 0.269, SLG: 0.358				G6-3		G5-3		E6			11F8	5	1	2	0	0	0	0						
35 Cole Hamels, L OBP: 0.362, SLG: 0.500												2	0	1	0	0	0	0						
19 Greg Dobbs, L OBP: 0.285, SLG: 0.328												1	0	0	0	0	0	1						
46 Ryan Madson, L OBP: 0.289, SLG: 0.357												0	0	0	0	0	0	0						
52 Jose Contreras, R OBP: 0.289, SLG: 0.357												0	0	0	0	0	0	0						
44 Roy Oswalt, R OBP: 0.289, SLG: 0.357												0	0	0	0	0	0	0						
54 Brad Lidge, R OBP: 0.289, SLG: 0.357												0	0	0	0	0	0	0						
Inning Stats	R: 2 E: 0 K: 0 S: 15	H: 3 LOB: 2 BB: 0 P: 27	R: 0 E: 0 K: 0 S: 7	H: 1 LOB: 1 BB: 0 P: 11	R: 0 E: 0 K: 0 S: 11	H: 1 LOB: 1 BB: 0 P: 13	R: 0 E: 0 K: 3 S: 18	H: 1 LOB: 1 BB: 0 P: 12	R: 0 E: 1 K: 0 S: 5	H: 0 LOB: 0 BB: 0 P: 10	R: 2 E: 0 K: 0 S: 13	H: 2 LOB: 1 BB: 0 P: 27	R: 0 E: 1 K: 0 S: 11	H: 0 LOB: 1 BB: 0 P: 17	R: 0 E: 0 K: 1 S: 5	H: 0 LOB: 0 BB: 0 P: 7	R: 0 E: 0 K: 1 S: 9	H: 0 LOB: 0 BB: 0 P: 12	R: 0 E: 0 K: 1 S: 10	H: 3 LOB: 2 BB: 1 P: 16	1B: 8 2B: 4 3B: 0 HR: 0	SF: 0 SAC: 2 DP: 0 HBP: 1	WP: 0 PB: 0 SB: 3 CS: 0	PA: 50
PITCHER	IP ERA WHIP	WLS BF H R ER SO	BF H R ER SO	BB IBB HBP BLK WP HR S P	ERA WHIP	PITCHER																ERA WHIP		
31 John Lannan, L ERA: 5.63	5.0	1.0	5	1	2	2	0	1	0	0	0	0	0	0	9	20	18.00	2.000						
43 Miguel Batista, R ERA: 4.26	2.0	B	8	1	0	0	0	0	0	0	0	0	0	20	34	0.00	0.500							
62 Joel Peralta, R ERA: 2.01	2.0	B	6	0	0	0	2	0	0	0	0	0	0	14	19	0.00	0.000							
22 Drew Storen, R ERA: 2.45	1.0	L	7	3	2	2	1	0	1	0	0	0	0	10	16	18.00	3.000							
99 Collin Balester, R ERA: 6.75																								

Philadelphia Phillies @ Washington Nationals
 Nationals Park, Washington, DC
 Sun Aug 01 2010, 1:36 PM - 5:12 PM EDT
 Att: 35,807 - Cloudy - 82 F

livebaseballscorecards.com

AB 44
 R 6
 H 12
 RBI 6
 BB 3
 SO 6
 LOB 20




Batter	1	2	3	4	5	6	7	8	9	10	11	AB	R	H	RBI	BB	SO	LOB	BOTTOM					
2 Roger Bernadina, L OBP: 0.329, SLG: 0.425	K			6B		G3		K		SH3		3	1	0	0	0	2	0						
6 Ian Desmond, R OBP: 0.292, SLG: 0.395	G3-1			11B				P6		G3		4	2	2	0	0	0	0						
22 Drew Storen, S OBP: 0.500, SLG: 0.500				11B		44HR						0	0	0	0	0	0	0						
22 Willie Harris, L OBP: 0.289, SLG: 0.357				11B								1	0	0	0	0	0	1						
99 Collin Balester, R ERA: 6.75												0	0	0	0	0	0	0						
44 Adam Dunn, L OBP: 0.367, SLG: 0.563	G4-3							11FC6-4		K		4	1	1	2	1	2	3						
11 Ryan Zimmerman, R OBP: 0.383, SLG: 0.519	F7							FC6-4				5	0	2	2	0	0	1						
16 Josh Willingham, R OBP: 0.390, SLG: 0.462	K					FC6-4				K		5	0	0	0	0	3	2						
38 Michael Morse, R OBP: 0.390, SLG: 0.462	K											3	0	0	0	0	3	2						
20 Adam Kennedy, L OBP: 0.335, SLG: 0.336	K									P5		2	0	0	0	0	0	0						
12 Alberto Gonzalez, R OBP: 0.330, SLG: 0.389						G3		G5-3				4	0	2	0	0	0	0						
23 Wil Nieves, R OBP: 0.216, SLG: 0.244										L1-3		4	0	0	0	0	2	2						
31 John Lannan, L OBP: 0.211, SLG: 0.077												1	0	0	0	0	1	0						
61 Livan Hernandez, R OBP: 0.162, SLG: 0.139												1	0	0	0	0	0	0						
43 Miguel Batista, R OBP: 0.167, SLG: 0.167												0	0	0	0	0	0	0						
62 Joel Peralta, R ERA: 5.32												0	0	0	0	0	0	0						
1 Nyer Morgan, L OBP: 0.323, SLG: 0.326												2	0	1	0	0	0	0						
Inning Stats	R: 0 E: 0 K: 1 S: 5	H: 0 LOB: 0 BB: 0 P: 7	R: 0 E: 0 K: 2 S: 9	H: 0 LOB: 0 BB: 0 P: 16	R: 0 E: 0 K: 1 S: 7	H: 1 LOB: 1 BB: 0 P: 10	R: 2 E: 0 K: 3 S: 14	H: 2 LOB: 1 BB: 0 P: 21	R: 0 E: 0 K: 1 S: 11	H: 0 LOB: 0 BB: 0 P: 17	R: 2 E: 0 K: 1 S: 13	H: 0 LOB: 1 BB: 0 P: 23	R: 0 E: 0 K: 1 S: 9	H: 0 LOB: 0 BB: 0 P: 13	R: 0 E: 0 K: 1 S: 8	H: 0 LOB: 1 BB: 0 P: 15	R: 0 E: 0 K: 1 S: 12	H: 1 LOB: 1 BB: 0 P: 18	R: 0 E: 0 K: 1 S: 7	H: 1 LOB: 1 BB: 0 P: 12	1B: 5 2B: 2 3B: 0 HR: 1	SF: 0 SAC: 1 DP: 1 HBP: 1	WP: 0 PB: 0 SB: 0 CS: 0	PA: 42
PITCHER	IP ERA WHIP	WLS BF H R ER SO	BF H R ER SO	BB IBB HBP BLK WP HR S P	ERA WHIP	PITCHER																ERA WHIP		
35 Cole Hamels, L ERA: 3.56	7.0	0.2	3	0	0	0	1	0	0	0	0	6	11	0.00	1.500									
16 J.C. Romero, L ERA: 2.59	1.1	5	1	0	0	1	0	0	0	0	0	14	22	0.00	0.750									
46 Ryan Madson, R ERA: 4.75	1.0	W	4	1	0	0	1	0	0	0	0	7	12	0.00	1.000									
52 Jose Contreras, R ERA: 3.65	1.0	S	3	0	0	0	0	0	0	0	0	6	10	0.00	0.000									
54 Brad Lidge, R ERA: 5.32																								

Philadelphia Phillies @ Washington Nationals
 Nationals Park, Washington, DC
 Sun Aug 01 2010, 1:36 PM - 5:12 PM EDT
 Att: 35,807 - Cloudy - 82 F

livebaseballscorecards.com

AB 39
 R 4
 H 8
 RBI 4
 BB 1
 SO 13
 LOB 11



Batter	1	2	3	4	5	6	7	8	9	AB	R	H	RBI	BB	SO	LOB	TOP					
1 Nyer Morgan, L OBP: 0.322, SLG: 0.322	F8		HBP		G4-3			G3		3	0	0	0	0	0	1						
6 Ian Desmond, R OBP: 0.291, SLG: 0.394	F8		G6-4-3			F8		P2		4	0	0	0	0	0	3						
11 Ryan Zimmerman, R OBP: 0.383, SLG: 0.523	HR				1B	K		K		4	1	2	1	0	2	0						
44 Adam Dunn, L OBP: 0.362, SLG: 0.562	G6-3				F8	G4-3		P5		4	0	0	0	0	0	1						
16 Josh Willingham, R OBP: 0.395, SLG: 0.467						E6		1B		3	0	2	0	1	0	0						
38 Michael Morse, R OBP: 0.379, SLG: 0.573						G6-4-3		F8		3	0	0	0	0	0	4						
45 Doug Slaten, L										1	0	0	0	0	0	1						
20 Adam Kennedy, L OBP: 0.332, SLG: 0.530										3	0	0	0	0	0	3						
7 Ivan Rodriguez, R OBP: 0.291, SLG: 0.354										3	0	0	0	0	0	3						
12 Alberto Gonzalez, R OBP: 0.330, SLG: 0.398										3	0	1	0	0	1	0						
19 Scott Olsen, L OBP: 0.059, SLG: 0.059										2	0	0	0	0	2	1						
99 Collin Balester, R										0	0	0	0	0	0	0						
30 Justin Maxwell, R OBP: 0.352, SLG: 0.211										0	0	0	0	1	0	0						
Inning Stats	R: 1 E: 0 K: 0 S: 11	H: 1 LOB: 0 BB: 0 P: 17	R: 0 E: 0 K: 0 S: 4	H: 1 LOB: 0 BB: 7	R: 0 E: 1 K: 1 S: 5	H: 1 LOB: 1 BB: 0	R: 0 E: 0 K: 0 S: 12	H: 0 LOB: 0 BB: 1 P: 21	R: 0 E: 0 K: 1 S: 8	H: 0 LOB: 0 BB: 0 P: 10	R: 0 E: 0 K: 1 S: 7	H: 0 LOB: 0 BB: 0 P: 11	R: 0 E: 0 K: 0 S: 6	H: 0 LOB: 0 BB: 0 P: 11	R: 0 E: 0 K: 1 S: 8	H: 0 LOB: 1 BB: 1 P: 13	R: 0 E: 0 K: 1 S: 12	H: 1 LOB: 1 BB: 0 P: 19	1B: 3 2B: 1 3B: 0 HR: 1	SF: 0 SAC: 0 DP: 3 HBP: 1	WP: 0 PB: 1 SB: 0 CS: 0	PA: 33
PITCHER 34 Joe Saunders, L ERA: 4.28	IP: 9.0 WLS: W BF: 33 H: 5 R: 1 ER: 1 SO: 5 BB: 2 IBB: 0 HBP: 1 BLK: 0 WP: 0 HR: 1 S: 73 P: 116 ERA: 1.00 WHIP: 0.778																					

Washington Nationals @ Arizona Diamondbacks
Chase Field, Phoenix, AZ
Tue Aug 03 2010, 6:40 PM - 9:02 PM MST
Att: 17,203 - Roof Closed - 78 F

AB	30
R	1
H	5
RBI	1
BB	2
SO	5
LOB	14



Batter	1	2	3	4	5	6	7	8	9	AB	R	H	RBI	BB	SO	LOB	BOTTOM			
24 Chris Young, R OBP: 0.335, SLG: 0.455	G1-3		G5-3		F8			BB		3	0	0	0	1	0	0				
2 Kelly Johnson, L OBP: 0.369, SLG: 0.496	G4-3				F9			BB		4	0	2	1	0	0	0				
10 Justin Upton, R OBP: 0.364, SLG: 0.471	F9				G5-3			BB		4	1	1	0	0	0	2				
25 Adam LaRoche, L OBP: 0.331, SLG: 0.464								P5		4	1	3	0	0	0	2				
26 Miguel Montero, L OBP: 0.372, SLG: 0.469								1B		2	1	1	1	1	0	1				
27 Mark Reynolds, R OBP: 0.340, SLG: 0.486								1B		2	1	1	3	0	1	0				
11 Augie Ojeda, S OBP: 0.246, SLG: 0.190								P3		1	0	0	0	0	0	1				
6 Stephen Drew, L OBP: 0.340, SLG: 0.412								K		4	1	1	1	0	3	3				
4 Rusty Ryal, R OBP: 0.333, SLG: 0.403								K		3	1	0	0	1	1	1				
34 Joe Saunders, L								SH5-4		2	0	0	0	0	1	0				
Inning Stats	R: 0 E: 0 K: 0 S: 8	H: 0 LOB: 0 BB: 0 P: 14	R: 0 E: 0 K: 1 S: 7	H: 1 LOB: 0 BB: 0 P: 10	R: 1 E: 0 K: 0 S: 6	H: 1 LOB: 0 BB: 0 P: 9	R: 3 E: 0 K: 1 S: 18	H: 2 LOB: 0 BB: 1 P: 30	R: 0 E: 0 K: 1 S: 8	H: 0 LOB: 0 BB: 0 P: 12	R: 1 E: 0 K: 0 S: 14	H: 3 LOB: 2 BB: 0 P: 22	R: 1 E: 0 K: 0 S: 9	H: 1 LOB: 2 BB: 2 P: 20	R: 0 E: 0 K: 2 S: 9	H: 1 LOB: 1 BB: 0 P: 14	1B: 6 2B: 1 3B: 1 HR: 2	SF: 1 SAC: 1 DP: 1 HBP: 1	WP: 0 PB: 0 SB: 0 CS: 1	PA: 35
PITCHER 19 Scott Olsen, L ERA: 4.12 99 Collin Balester, R ERA: 7.71 45 Doug Slaten, L ERA: 3.42	IP: 5.2 WLS: L BF: 23 H: 7 R: 5 ER: 5 SO: 3 BB: 1 IBB: 0 HBP: 0 BLK: 0 WP: 0 HR: 2 S: 57 P: 91 ERA: 7.94 WHIP: 1.412																			

Washington Nationals @ Arizona Diamondbacks
Chase Field, Phoenix, AZ
Tue Aug 03 2010, 6:40 PM - 9:02 PM MST
Att: 17,203 - Roof Closed - 78 F

AB	29
R	6
H	9
RBI	6
BB	3
SO	6
LOB	10



Batter	1	2	3	4	5	6	7	8	9	AB	R	H	RBI	BB	SO	LOB	TOP				
30 Justin Maxwell, R OBP: 0.339, SLG: 0.190										4	0	0	0	1	4	1					
6 Ian Desmond, R OBP: 0.299, SLG: 0.401										3	2	2	0	1	0	0					
11 Ryan Zimmerman, R (1,5) OBP: 0.389, SLG: 0.540										4	2	1	0	1	2	2					
44 Adam Dunn, L OBP: 0.369, SLG: 0.590										3	2	2	6	2	1	0					
22 Drew Storen, S OBP: 0.500, SLG: 0.500										0	0	0	0	0	0	0					
16 Josh Willingham, R OBP: 0.391, SLG: 0.458										4	0	1	0	0	1	2					
17 Sean Burnett, L (7,1)										0	0	0	0	0	0	0					
20 Adam Kennedy, L (9,PH) OBP: 0.335, SLG: 0.348										1	0	0	0	0	1	2					
38 Michael Morse, R OBP: 0.374, SLG: 0.570										4	0	1	0	0	1	0					
2 Roger Bernadina, L OBP: 0.332, SLG: 0.433										0	0	0	0	0	0	0					
7 Ivan Rodriguez, R OBP: 0.290, SLG: 0.351										3	0	1	0	0	0	0					
12 Alberto Gonzalez, R OBP: 0.321, SLG: 0.382										4	0	1	0	0	0	3					
31 John Lannan, L (1,1) OBP: 0.100, SLG: 0.069										3	0	0	0	0	3	3					
36 Tyler Clippard, R OBP: 0.500, SLG: 0.500										0	0	0	0	0	0	0					
22 Willie Harris, L (7,7) OBP: 0.281, SLG: 0.345										1	0	0	0	0	0	1					
Inning Stats	R: 3 E: 0 K: 2 S: 16	H: 2 LOB: 0 BB: 1 P: 31	R: 0 E: 0 K: 2 S: 12	H: 1 LOB: 1 BB: 0 P: 17	R: 3 E: 0 K: 1 S: 13	H: 2 LOB: 0 BB: 1 P: 23	R: 0 E: 0 K: 2 S: 11	H: 0 LOB: 0 BB: 0 P: 18	R: 0 E: 0 K: 1 S: 5	H: 2 LOB: 2 BB: 0 P: 7	R: 0 E: 0 K: 1 S: 7	H: 0 LOB: 2 BB: 2 P: 21	R: 0 E: 0 K: 0 S: 5	H: 1 LOB: 1 BB: 0 P: 8	R: 0 E: 0 K: 3 S: 15	H: 1 LOB: 2 BB: 1 P: 29	1B: 7 2B: 0 3B: 0 HR: 2	SF: 0 SAC: 2 DP: 0 HBP: 0	WP: 0 PB: 0 SB: 2 CS: 0	PA: 41	
PITCHER	IP WLS BF H R ER SO BB IBB HBP BLK WP HR S P ERA WHIP	IP WLS BF H R ER SO BB IBB HBP BLK WP HR S P ERA WHIP	IP WLS BF H R ER SO BB IBB HBP BLK WP HR S P ERA WHIP	IP WLS BF H R ER SO BB IBB HBP BLK WP HR S P ERA WHIP	IP WLS BF H R ER SO BB IBB HBP BLK WP HR S P ERA WHIP	IP WLS BF H R ER SO BB IBB HBP BLK WP HR S P ERA WHIP	IP WLS BF H R ER SO BB IBB HBP BLK WP HR S P ERA WHIP	IP WLS BF H R ER SO BB IBB HBP BLK WP HR S P ERA WHIP	IP WLS BF H R ER SO BB IBB HBP BLK WP HR S P ERA WHIP	IP WLS BF H R ER SO BB IBB HBP BLK WP HR S P ERA WHIP	IP WLS BF H R ER SO BB IBB HBP BLK WP HR S P ERA WHIP	IP WLS BF H R ER SO BB IBB HBP BLK WP HR S P ERA WHIP	IP WLS BF H R ER SO BB IBB HBP BLK WP HR S P ERA WHIP	IP WLS BF H R ER SO BB IBB HBP BLK WP HR S P ERA WHIP	IP WLS BF H R ER SO BB IBB HBP BLK WP HR S P ERA WHIP	IP WLS BF H R ER SO BB IBB HBP BLK WP HR S P ERA WHIP	IP WLS BF H R ER SO BB IBB HBP BLK WP HR S P ERA WHIP	IP WLS BF H R ER SO BB IBB HBP BLK WP HR S P ERA WHIP	IP WLS BF H R ER SO BB IBB HBP BLK WP HR S P ERA WHIP	IP WLS BF H R ER SO BB IBB HBP BLK WP HR S P ERA WHIP	IP WLS BF H R ER SO BB IBB HBP BLK WP HR S P ERA WHIP

Washington Nationals @ Los Angeles Dodgers
 Dodger Stadium, Los Angeles, CA
 Fri Aug 06 2010, 7:12 PM - 10:14 PM PDT
 Att: 39,153 - Clear - 71 F

AB	34
R	6
H	9
RBI	6
BB	5
SO	13
LOB	14



Batter	1	2	3	4	5	6	7	8	9	AB	R	H	RBI	BB	SO	LOB	BOTTOM					
21 Scott Podsednik, L (1,7) OBP: 0.345, SLG: 0.387										4	0	1	0	0	2	1						
13 Ryan Theriot, R (1,4) OBP: 0.321, SLG: 0.328										3	1	2	0	1	0	0						
16 Andre Ethier, L (1,9) OBP: 0.359, SLG: 0.523										4	1	1	2	0	0	3						
27 Matt Kemp, R (1,8) OBP: 0.319, SLG: 0.456										4	0	0	0	0	0	2						
7 James Loney, L (1,3) OBP: 0.338, SLG: 0.416										3	1	0	0	1	0	0						
23 Casey Blake, R (1,5) OBP: 0.325, SLG: 0.404										4	0	1	1	0	0	0						
14 Jamey Carroll, R (1,6) OBP: 0.375, SLG: 0.316										2	0	0	0	2	0	1						
12 Brad Ausmus, R (1,2) OBP: 0.278, SLG: 0.250										3	0	0	0	0	2	2						
3 Ronnie Belliard, R (9,PH) OBP: 0.303, SLG: 0.336										1	0	0	0	0	0	1						
22 Clayton Kershaw, L (1,1) OBP: 0.073, SLG: 0.050										2	0	0	0	0	0	0						
74 Kenley Jansen, S (7,1)										0	0	0	0	0	0	0						
9 Garret Anderson, L (7,PH) OBP: 0.204, SLG: 0.271										1	0	0	0	0	0	1						
38 Ramon Troncoso, R (8,1)										0	0	0	0	0	0	0						
52 George Sherrill, L (9,1)										0	0	0	0	0	0	0						
Inning Stats	R: 0 E: 0 K: 0 S: 11	H: 1 LOB: 1 BB: 1 P: 17	R: 0 E: 0 K: 0 S: 6	H: 0 LOB: 0 BB: 0 P: 8	R: 0 E: 0 K: 2 S: 12	H: 0 LOB: 0 BB: 0 P: 16	R: 3 E: 0 K: 0 S: 17	H: 3 LOB: 1 BB: 1 P: 30	R: 0 E: 0 K: 0 S: 7	H: 1 LOB: 0 BB: 0 P: 10	R: 0 E: 0 K: 0 S: 6	H: 0 LOB: 0 BB: 0 P: 11	R: 0 E: 0 K: 2 S: 10	H: 0 LOB: 1 BB: 1 P: 19	R: 0 E: 0 K: 0 S: 9	H: 0 LOB: 0 BB: 0 P: 14	R: 0 E: 0 K: 0 S: 9	H: 0 LOB: 1 BB: 1 P: 16	1B: 4 2B: 0 3B: 0 HR: 1	SF: 0 SAC: 0 DP: 1 HBP: 0	WP: 0 PB: 1 SB: 0 CS: 0	PA: 35
PITCHER	IP WLS BF H R ER SO BB IBB HBP BLK WP HR S P ERA WHIP	IP WLS BF H R ER SO BB IBB HBP BLK WP HR S P ERA WHIP	IP WLS BF H R ER SO BB IBB HBP BLK WP HR S P ERA WHIP	IP WLS BF H R ER SO BB IBB HBP BLK WP HR S P ERA WHIP	IP WLS BF H R ER SO BB IBB HBP BLK WP HR S P ERA WHIP	IP WLS BF H R ER SO BB IBB HBP BLK WP HR S P ERA WHIP	IP WLS BF H R ER SO BB IBB HBP BLK WP HR S P ERA WHIP	IP WLS BF H R ER SO BB IBB HBP BLK WP HR S P ERA WHIP	IP WLS BF H R ER SO BB IBB HBP BLK WP HR S P ERA WHIP	IP WLS BF H R ER SO BB IBB HBP BLK WP HR S P ERA WHIP	IP WLS BF H R ER SO BB IBB HBP BLK WP HR S P ERA WHIP	IP WLS BF H R ER SO BB IBB HBP BLK WP HR S P ERA WHIP	IP WLS BF H R ER SO BB IBB HBP BLK WP HR S P ERA WHIP	IP WLS BF H R ER SO BB IBB HBP BLK WP HR S P ERA WHIP	IP WLS BF H R ER SO BB IBB HBP BLK WP HR S P ERA WHIP	IP WLS BF H R ER SO BB IBB HBP BLK WP HR S P ERA WHIP	IP WLS BF H R ER SO BB IBB HBP BLK WP HR S P ERA WHIP	IP WLS BF H R ER SO BB IBB HBP BLK WP HR S P ERA WHIP	IP WLS BF H R ER SO BB IBB HBP BLK WP HR S P ERA WHIP	IP WLS BF H R ER SO BB IBB HBP BLK WP HR S P ERA WHIP	IP WLS BF H R ER SO BB IBB HBP BLK WP HR S P ERA WHIP	

Washington Nationals @ Los Angeles Dodgers
 Dodger Stadium, Los Angeles, CA
 Fri Aug 06 2010, 7:12 PM - 10:14 PM PDT
 Att: 39,153 - Clear - 71 F

AB	31
R	3
H	5
RBI	3
BB	4
SO	4
LOB	11



Batter	1	2	3	4	5	6	7	8	9	10	AB	R	H	RBI	BB	SO	LOB	
2 Roger Bernadina, L OBP: 0.333, SLG: 0.430											4	1	1	0	1	0	3	
6 Ian Desmond, R OBP: 0.296, SLG: 0.396											4	0	0	0	0	3	3	
22 Willie Harris, L OBP: 0.285, SLG: 0.345											4	1	1	2	1	2	2	
17 Sean Burnett, L											4	0	0	0	0	2	3	
16 Josh Willingham, R OBP: 0.369, SLG: 0.455										3	0	0	0	1	1	0		
38 Michael Morse, R OBP: 0.361, SLG: 0.550											4	0	0	0	0	0	1	
7 Ivan Rodriguez, R OBP: 0.289, SLG: 0.350											4	0	1	0	0	0	0	
20 Adam Kennedy, L OBP: 0.333, SLG: 0.346											4	0	1	0	0	1	0	
61 Livan Hernandez, R OBP: 0.146, SLG: 0.125											2	0	0	0	0	2	2	
32 Kevin Mench, R OBP: 1.000, SLG: 1.000											1	0	1	0	0	0	0	
30 Justin Maxwell, R OBP: 0.339, SLG: 0.199											0	0	0	0	0	0	0	
45 Doug Slaten, L											0	0	0	0	0	0	0	
12 Alberto Gonzalez, R OBP: 0.318, SLG: 0.379											1	0	0	0	0	0	0	
Inning Stats	R: 2 E: 0 K: 1 S: 9	H: 1 LOB: 0 BB: 1 P: 14	R: 0 E: 0 K: 1 S: 16	H: 2 LOB: 2 BB: 0 P: 21	R: 0 E: 0 K: 3 S: 11	H: 0 LOB: 0 BB: 0 P: 15	R: 0 E: 0 K: 1 S: 9	H: 0 LOB: 0 BB: 0 P: 10	R: 0 E: 0 K: 1 S: 8	H: 0 LOB: 0 BB: 0 P: 10	R: 0 E: 0 K: 0 S: 6	H: 0 LOB: 0 BB: 0 P: 9	R: 0 E: 0 K: 0 S: 7	H: 2 LOB: 3 BB: 1 P: 18	R: 0 E: 0 K: 2 S: 10	H: 0 LOB: 0 BB: 1 P: 20	1B: 4 2B: 0 3B: 0 HR: 1	SF: 0 SAC: 0 DP: 1 HBP: 0
PITCHER	IP 7.0	WLS 25	BF 3	H 2	R 2	ER 2	SO 8	BB 1	IBB 0	HBP 0	BLK 0	WP 0	HR 1	S 66	P 88	ERA 2.57	WHIP 0.571	
18 Hiroki Kuroda, R ERA: 3.65																		
56 Hung-Chih Kuo, L ERA: 0.94																		
51 Jonathan Broxton, R ERA: 2.91																		

Washington Nationals @ Los Angeles Dodgers
Dodger Stadium, Los Angeles, CA
Sat Aug 07 2010, 7:12 PM - 10:19 PM PDT
Att: 44,896 - Clear - 69 F

livebaseballscorecards.com

AB	35
R	2
H	5
RBI	2
BB	4
SO	11
LOB	14

WP: 0 PA: 39
PB: 0 SB: 0 CS: 0

Batter	1	2	3	4	5	6	7	8	9	10	AB	R	H	RBI	BB	SO	LOB	
21 Scott Podsednik, L OBP: 0.343, SLG: 0.385											5	0	1	0	0	0	2	
13 Ryan Theriot, R OBP: 0.320, SLG: 0.326											5	1	1	0	0	1	3	
16 Andre Ethier, L OBP: 0.360, SLG: 0.523											4	1	1	0	1	1	0	
7 James Loney, L OBP: 0.341, SLG: 0.420											4	0	2	1	1	0	0	
27 Matt Kemp, R OBP: 0.318, SLG: 0.453											2	0	0	1	1	0	0	
23 Casey Blake, R OBP: 0.324, SLG: 0.401											3	0	0	0	1	2	1	
14 Jamey Carroll, R OBP: 0.369, SLG: 0.311											4	0	0	0	0	0	3	
12 Brad Ausmus, R OBP: 0.273, SLG: 0.250											4	0	1	0	0	1	0	
18 Hiroki Kuroda, R											1	0	0	0	0	0	0	
5 Reed Johnson, R OBP: 0.319, SLG: 0.395											1	0	1	0	0	0	0	
56 Hung-Chih Kuo, L											0	0	0	0	0	0	0	
51 Jonathan Broxton, R											0	0	0	0	0	0	0	
3 Ronnie Belliard, R OBP: 0.307, SLG: 0.336											0	1	0	0	1	0	0	
Inning Stats	R: 0 E: 0 K: 0 S: 8	H: 0 LOB: 0 BB: 0 P: 14	R: 0 E: 0 K: 0 S: 7	H: 0 LOB: 0 BB: 0 P: 10	R: 0 E: 0 K: 1 S: 14	H: 2 LOB: 1 BB: 1 P: 24	R: 0 E: 0 K: 0 S: 8	H: 1 LOB: 1 BB: 0 P: 13	R: 0 E: 0 K: 1 S: 10	H: 3 LOB: 2 BB: 2 P: 25	R: 0 E: 0 K: 1 S: 6	H: 1 LOB: 1 BB: 0 P: 11	R: 0 E: 0 K: 1 S: 7	H: 0 LOB: 0 BB: 0 P: 12	R: 0 E: 0 K: 2 S: 9	H: 0 LOB: 0 BB: 0 P: 13	1B: 4 2B: 3 3B: 0 HR: 0	SF: 1 SAC: 1 DP: 0 HBP: 0
PITCHER	IP 7.0	WLS 29	BF 5	H 2	R 1	ER 1	SO 2	BB 2	IBB 1	HBP 0	BLK 0	WP 0	HR 0	S 60	P 107	ERA 1.29	WHIP 1.000	
61 Livan Hernandez, R ERA: 3.03																		
45 Doug Slaten, L ERA: 3.24																		
62 Joel Peralta, R ERA: 2.13																		
17 Sean Burnett, L ERA: 2.88																		

Washington Nationals @ Los Angeles Dodgers
Dodger Stadium, Los Angeles, CA
Sat Aug 07 2010, 7:12 PM - 10:19 PM PDT
Att: 44,896 - Clear - 69 F

livebaseballscorecards.com

AB	33
R	3
H	7
RBI	2
BB	5
SO	5
LOB	9

WP: 0 PA: 40
PB: 0 SB: 0 CS: 0

Batter	1	2	3	4	5	6	7	8	9	AB	R	H	RBI	BB	SO	LOB	TOP							
2 Hanley Ramirez, R OBP: 0.371, SLG: 0.461										4	1	2	0	1	0	0								
20 Logan Morrison, L OBP: 0.344, SLG: 0.345										5	1	1	0	0	2	3								
15 Gaby Sanchez, R OBP: 0.354, SLG: 0.455										3	0	1	0	2	1	2								
6 Dan Uggla, R OBP: 0.372, SLG: 0.520										4	2	2	1	1	0	3								
12 Cody Ross, R OBP: 0.322, SLG: 0.402										5	0	2	1	0	0	3								
27 Giancarlo Stanton, R OBP: 0.338, SLG: 0.531										3	1	1	2	2	1	2								
22 Donnie Murphy, R OBP: 0.281, SLG: 0.645										4	0	0	0	0	2	6								
9 Brett Hayes, R OBP: 0.311, SLG: 0.390										4	0	1	0	0	2	2								
47 Ricky Nolasco, R OBP: 0.178, SLG: 0.186										2	0	0	0	0	1	0								
43 Jose Veras, R (7, 1)										0	0	0	0	0	0	0								
3 Chad Tracy, L OBP: 0.315, SLG: 0.286										1	0	0	0	0	1	2								
32 Clay Hensley, R (8, 1)										0	0	0	0	0	0	0								
31 Burke Badenhop, R (9, 1)										0	0	0	0	0	0	0								
Inning Stats	R: 0 E: 0 K: 0 S: 16	H: 0 LOB: 0 BB: 0 P: 23	R: 2 E: 0 K: 0 S: 9	H: 2 LOB: 1 BB: 1 P: 15	R: 1 E: 0 K: 1 S: 12	H: 3 LOB: 3 BB: 1 P: 23	R: 0 E: 0 K: 1 S: 9	H: 1 LOB: 0 BB: 0 P: 14	R: 0 E: 0 K: 0 S: 4	H: 0 LOB: 0 BB: 0 P: 13	R: 0 E: 0 K: 2 S: 18	H: 1 LOB: 2 BB: 1 P: 29	R: 1 E: 0 K: 3 S: 17	H: 2 LOB: 2 BB: 1 P: 26	R: 1 E: 0 K: 1 S: 9	H: 1 LOB: 2 BB: 2 P: 22	1B: 8 2B: 1 3B: 0 HR: 1	SF: 0 SAC: 0 DP: 1 HBP: 0	WP: 1 PB: 0 CS: 1	PA: 43				
PITCHER	IP WLS BF H R ER SO	IP WLS BF H R ER SO	IP WLS BF H R ER SO	IP WLS BF H R ER SO	IP WLS BF H R ER SO	IP WLS BF H R ER SO	IP WLS BF H R ER SO	IP WLS BF H R ER SO	IP WLS BF H R ER SO	IP WLS BF H R ER SO	IP WLS BF H R ER SO	IP WLS BF H R ER SO	IP WLS BF H R ER SO	IP WLS BF H R ER SO	IP WLS BF H R ER SO	IP WLS BF H R ER SO	BB IBB HBP BLK	WP HR S P	ERA WHIP	ERA WHIP				
61 Livan Hernandez, R ERA: 3.08	6.1	L	28	7	3	3	3	4	0	0	0	0	0	0	0	0	0	0	0	1	65	116	4.26	1.737
17 Sean Burnett, L ERA: 2.85	0.1		1	0	0	0	1	0	0	0	0	0	0	0	0	0	0	0	0	0	8	11	0.00	0.000
35 Craig Stammen, R ERA: 5.13	1.2		11	3	2	2	4	3	0	0	0	1	0	25	44	10.80	3.600							
36 Tyler Clippard, R ERA: 3.27	0.2		2	0	0	0	1	0	0	0	0	0	0	4	7	0.00	0.000							

Florida Marlins @ Washington Nationals
Nationals Park, Washington, DC
Thu Aug 12 2010, 9:05 PM - 12:23 AM EDT
Att: 16,496 - Cloudy - 75 F

AB	35
R	5
H	10
RBI	4
BB	7
SO	9
LOB	24



Batter	1	2	3	4	5	6	7	8	9	AB	R	H	RBI	BB	SO	LOB	BOTTOM							
2 Roger Bernadina, L OBP: 0.333, SLG: 0.424										4	0	2	0	0	0	3								
6 Ian Desmond, R OBP: 0.296, SLG: 0.407										3	0	0	0	0	1	2								
44 Adam Dunn, L OBP: 0.359, SLG: 0.575										4	0	1	0	0	2	4								
11 Ryan Zimmerman, R OBP: 0.387, SLG: 0.539										4	0	0	0	0	1	2								
38 Michael Morse, R OBP: 0.328, SLG: 0.516										4	0	0	0	0	2	1								
20 Adam Kennedy, L OBP: 0.326, SLG: 0.341										3	0	0	0	0	1	1								
35 Craig Stammen, R OBP: 0.263, SLG: 0.333										0	0	0	0	0	0	0								
36 Tyler Clippard, R OBP: 0.300, SLG: 0.500										0	0	0	0	0	0	0								
32 Kevin Mench, R OBP: 0.200, SLG: 0.200										1	0	0	0	0	0	0								
7 Ivan Rodriguez, R OBP: 0.301, SLG: 0.360										4	0	2	0	0	0	0								
22 Willie Harris, L OBP: 0.287, SLG: 0.335										2	0	1	0	1	1	0								
61 Livan Hernandez, R OBP: 0.140, SLG: 0.119										2	0	0	0	0	1	2								
17 Sean Burnett, L ERA: 4.07										0	0	0	0	0	0	0								
12 Alberto Gonzalez, R OBP: 0.304, SLG: 0.364										1	0	0	0	0	0	2								
Inning Stats	R: 0 E: 0 K: 1 S: 13	H: 1 LOB: 1 BB: 0 P: 19	R: 0 E: 0 K: 1 S: 7	H: 0 LOB: 0 BB: 0 P: 13	R: 0 E: 0 K: 1 S: 12	H: 1 LOB: 1 BB: 0 P: 15	R: 0 E: 1 K: 2 S: 12	H: 1 LOB: 1 BB: 0 P: 13	R: 0 E: 0 K: 2 S: 19	H: 1 LOB: 3 BB: 1 P: 30	R: 0 E: 0 K: 1 S: 7	H: 0 LOB: 0 BB: 0 P: 9	R: 0 E: 0 K: 0 S: 6	H: 0 LOB: 0 BB: 0 P: 9	R: 0 E: 0 K: 0 S: 6	H: 0 LOB: 0 BB: 0 P: 10	1B: 5 2B: 1 3B: 0 HR: 0	SF: 0 SAC: 0 DP: 1 HBP: 1	WP: 0 PB: 0 CS: 0	PA: 34				
PITCHER	IP WLS BF H R ER SO	IP WLS BF H R ER SO	IP WLS BF H R ER SO	IP WLS BF H R ER SO	IP WLS BF H R ER SO	IP WLS BF H R ER SO	IP WLS BF H R ER SO	IP WLS BF H R ER SO	IP WLS BF H R ER SO	IP WLS BF H R ER SO	IP WLS BF H R ER SO	IP WLS BF H R ER SO	IP WLS BF H R ER SO	IP WLS BF H R ER SO	IP WLS BF H R ER SO	IP WLS BF H R ER SO	BB IBB HBP BLK	WP HR S P	ERA WHIP	ERA WHIP				
47 Ricky Nolasco, R ERA: 4.39	6.0	W	26	6	0	0	0	1	0	1	0	0	0	0	0	0	0	0	0	0	74	106	0.00	1.167
43 Jose Veras, R ERA: 4.07	1.0	H	2	0	0	0	0	0	0	0	0	0	0	0	0	0	0	0	0	0	3	7	0.00	0.000
32 Clay Hensley, R ERA: 2.73	1.0		3	0	0	0	1	0	0	0	0	0	0	6	9	0.00	0.000							
31 Burke Badenhop, R ERA: 4.22	1.0		3	0	0	0	0	0	0	0	0	0	0	6	10	0.00	0.000							

Florida Marlins @ Washington Nationals
Nationals Park, Washington, DC
Thu Aug 12 2010, 9:05 PM - 12:23 AM EDT
Att: 16,496 - Cloudy - 75 F

AB	32
R	0
H	6
RBI	0
BB	1
SO	9
LOB	17



Batter	1	2	3	4	5	6	7	8	9	AB	R	H	RBI	BB	SO	LOB	TOP					
24 Chris Young, R OBP: 0.343, SLG: 0.473										5	1	3	1	0	0	0	<p>Arizona Diamondbacks @ Washington Nationals Nationals Park, Washington, DC Sat Aug 14 2010, 7:10 PM - 9:52 PM EDT Att: 22,400 - Overcast - 80 F</p>					
2 Kelly Johnson, L OBP: 0.375, SLG: 0.498										3	1	2	1	2	0	2						
10 Justin Upton, R OBP: 0.355, SLG: 0.445										4	0	0	1	0	0	5						
25 Adam LaRoche, L OBP: 0.338, SLG: 0.484										5	1	2	0	0	3	2						
26 Miguel Montero, L OBP: 0.369, SLG: 0.503										5	2	2	3	0	0	2						
27 Mark Reynolds, R OBP: 0.331, SLG: 0.469										4	0	0	0	0	1	0						
6 Stephen Drew, L OBP: 0.346, SLG: 0.421										4	1	1	0	0	0	0						
8 Gerardo Parra, L OBP: 0.293, SLG: 0.362										4	2	2	1	0	2	0						
31 Ian Kennedy, R OBP: 0.239, SLG: 0.171										3	1	2	1	0	0	0						
1 Bobby Crosby, R OBP: 0.292, SLG: 0.289										1	0	0	0	0	0	0						
55 Blaine Boyer, R										0	0	0	0	0	0	0						
38 Sam Demel, R										0	0	0	0	0	0	0						
Inning Stats	R: 0 E: 0 K: 0 S: 8	H: 0 LOB: 0 BB: 1 P: 15	R: 3 E: 0 K: 1 S: 12	H: 3 LOB: 0 BB: 0 P: 19	R: 1 E: 0 K: 0 S: 7	H: 2 LOB: 1 BB: 0 P: 9	R: 0 E: 0 K: 1 S: 8	H: 0 LOB: 0 BB: 0 P: 15	R: 1 E: 0 K: 1 S: 10	H: 2 LOB: 1 BB: 1 P: 20	R: 3 E: 0 K: 0 S: 16	H: 5 LOB: 2 BB: 0 P: 25	R: 0 E: 0 K: 1 S: 7	H: 0 LOB: 0 BB: 0 P: 9	R: 0 E: 0 K: 1 S: 7	H: 0 LOB: 0 BB: 0 P: 11	R: 1 E: 0 K: 1 S: 11	H: 2 LOB: 1 BB: 0 P: 13	1B: 6 2B: 4 3B: 0 HR: 4	SF: 1 SAC: 0 DP: 2 HBP: 0	WP: 0 PB: 0 SB: 0 CS: 0	PA: 41
PITCHER	IP WLS BF H R ER SO BB IBB HBP BLK WP HR S P ERA WHIP																					
21 Jason Marquis, R ERA: 14.33	4.0 L 20 7 5 5 2 2 0 0 0 0 0 3 39 69 11.25 2.250																					
35 Craig Stammen, R ERA: 5.09	1.0 0 0 0 0 1 0 0 0 0 0 0 0 6 9 0.00 0.000																					
43 Miguel Batista, R ERA: 4.45	1.0 8 5 3 3 0 0 0 0 0 0 0 1 16 25 27.00 5.000																					
45 Doug Slaten, L ERA: 2.7	2.0 6 0 0 0 2 0 0 0 0 0 0 0 14 20 0.00 0.000																					
62 Joel Peralta, R ERA: 2.54	1.0 5 2 1 1 1 0 0 0 0 0 0 0 11 13 9.00 2.000																					

Batter	1	2	3	4	5	6	7	8	9	AB	R	H	RBI	BB	SO	LOB	BOTTOM					
2 Roger Bernadina, L OBP: 0.328, SLG: 0.415										4	0	0	0	0	3	1	<p>Arizona Diamondbacks @ Washington Nationals Nationals Park, Washington, DC Sat Aug 14 2010, 7:10 PM - 9:52 PM EDT Att: 22,400 - Overcast - 80 F</p>					
6 Ian Desmond, R OBP: 0.300, SLG: 0.412										4	0	1	0	0	0	1						
44 Adam Dunn, L OBP: 0.359, SLG: 0.571										3	1	1	0	1	1	1						
11 Ryan Zimmerman, R OBP: 0.389, SLG: 0.545										4	1	1	1	0	0	4						
16 Josh Willingham, R OBP: 0.388, SLG: 0.448										3	0	2	0	1	0	1						
20 Adam Kennedy, L OBP: 0.325, SLG: 0.340										4	0	1	1	0	1	2						
7 Ivan Rodriguez, R OBP: 0.297, SLG: 0.355										4	0	0	0	0	1	4						
22 Willie Harris, L OBP: 0.281, SLG: 0.327										4	0	0	0	0	1	2						
21 Jason Marquis, L OBP: 0.143, SLG: 0.246										1	0	0	0	0	0	0						
35 Craig Stammen, R OBP: 0.293, SLG: 0.332										0	0	0	0	0	0	0						
30 Justin Maxwell, L OBP: 0.196, SLG: 0.125										0	0	0	0	0	0	0						
43 Miguel Batista, R ERA: 4.45										0	0	0	0	0	0	0						
45 Doug Slaten, L ERA: 2.7										0	0	0	0	0	0	0						
12 Alberto Gonzalez, R OBP: 0.316, SLG: 0.399										0	0	0	0	0	1	0						
62 Joel Peralta, R ERA: 2.54										0	0	0	0	0	0	0						
Inning Stats	R: 0 E: 0 K: 2 S: 10	H: 0 LOB: 0 BB: 0 P: 14	R: 1 E: 0 K: 2 S: 10	H: 2 LOB: 1 BB: 0 P: 16	R: 0 E: 0 K: 1 S: 10	H: 0 LOB: 0 BB: 0 P: 12	R: 1 E: 0 K: 0 S: 12	H: 2 LOB: 1 BB: 1 P: 19	R: 0 E: 0 K: 1 S: 6	H: 0 LOB: 0 BB: 0 P: 11	R: 0 E: 0 K: 0 S: 9	H: 1 LOB: 0 BB: 0 P: 11	R: 0 E: 0 K: 1 S: 6	H: 0 LOB: 0 BB: 0 P: 6	R: 0 E: 0 K: 0 S: 14	H: 0 LOB: 2 BB: 2 P: 27	R: 0 E: 0 K: 0 S: 10	H: 1 LOB: 0 BB: 0 P: 13	1B: 4 2B: 1 3B: 0 HR: 1	SF: 0 SAC: 0 DP: 1 HBP: 0	WP: 0 PB: 0 SB: 1 CS: 0	PA: 35
PITCHER	IP WLS BF H R ER SO BB IBB HBP BLK WP HR S P ERA WHIP																					
31 Ian Kennedy, R ERA: 4.38	7.0 W 26 5 2 2 2 1 0 0 0 0 0 1 63 89 2.57 0.857																					
55 Blaine Boyer, R ERA: 4.45	1.0 5 0 0 0 0 2 0 0 0 0 0 0 14 27 0.00 2.000																					
38 Sam Demel, R ERA: 3.96	1.0 4 1 0 0 0 0 0 0 0 0 0 0 10 13 0.00 1.000																					



Batter	1	2	3	4	5	6	7	8	9	AB	R	H	RBI	BB	SO	LOB	TOP																	
2 Roger Bernadina, L (1, 8) OBP: 0.324, SLG: 0.409	F8		1B		B1-3			G3		4	0	1	1	0	0	0	Washington Nationals @ Atlanta Braves Turner Field, Atlanta, GA Wed Aug 18 2010, 7:11 PM - 9:53 PM EDT Att: 18,105 - Partly Cloudy - 89 F																	
6 Ian Desmond, R (1, 6) OBP: 0.306, SLG: 0.410	G6-3		1B		G4-3			1B		3	0	1	0	1	0	0																		
11 Ryan Zimmerman, R (1, 5) OBP: 0.389, SLG: 0.549	F8		1B							4	0	2	1	0	1	1																		
17 Sean Burnett, L (8, 1)	F8		1B							0	0	0	0	0	0	0																		
36 Tyler Clippard, R (9, 1) OBP: 0.500, SLG: 0.500	F8		1B					K		0	0	0	0	0	0	0																		
44 Adam Dunn, L (1, 3) OBP: 0.352, SLG: 0.560		G3-1		K				G6-3		4	0	0	0	0	2	3																		
7 Ivan Rodriguez, R (1, 2) OBP: 0.295, SLG: 0.351		G4-3		G4-3				G1-3		4	0	1	0	0	1	0																		
20 Adam Kennedy, L (1, 4) OBP: 0.330, SLG: 0.346		G4-6-3		1B						3	0	1	0	1	1	1																		
38 Michael Morse, R (1, 9) OBP: 0.329, SLG: 0.500			1B		1B			G6-4-3		3	1	2	0	0	0	1																		
22 Willie Harris, L (1, 7) OBP: 0.280, SLG: 0.325			1B		G4-6-3			F9		3	1	1	0	0	0	2																		
61 Livan Hernandez, R (1, 1) OBP: 0.133, SLG: 0.114			1B							2	0	0	0	0	1	2																		
30 Justin Maxwell, R (8, PH) OBP: 0.297, SLG: 0.229										1	0	0	0	0	1	0																		
12 Alberto Gonzalez, R (8, 5) OBP: 0.306, SLG: 0.357								K		0	0	0	0	0	0	0																		
Inning Stats	R: 0 E: 0 K: 0 S: 7	H: 0 LOB: 0 BB: 0 P: 8	R: 0 E: 0 K: 0 S: 9	H: 1 LOB: 0 BB: 0 P: 13	R: 2 E: 0 K: 2 S: 17	H: 4 LOB: 2 BB: 1 P: 28	R: 0 E: 0 K: 0 S: 13	H: 2 LOB: 1 BB: 0 P: 18	R: 0 E: 0 K: 0 S: 5	H: 0 LOB: 0 BB: 0 P: 6	R: 0 E: 0 K: 0 S: 5	H: 1 LOB: 0 BB: 0 P: 9	R: 0 E: 0 K: 0 S: 4	H: 0 LOB: 0 BB: 1 P: 8	R: 0 E: 0 K: 2 S: 9	H: 1 LOB: 1 BB: 0 P: 15	R: 0 E: 0 K: 3 S: 9	H: 0 LOB: 0 BB: 0 P: 14	1B: 9 2B: 0 3B: 0 HR: 0	SF: 0 SAC: 0 DP: 4 HBP: 0	WP: 0 PB: 0 SB: 0 CS: 0	PA: 33												
PITCHER	IP WLS BF H R ER SO BB IBB HBP BLK WP HR S P ERA WHIP																																	
15 Tim Hudson, R (1, 1) ERA: 2.15	7.0		26	8	2	2	2	2	0	0	0	0	0	0	60	90	2.57	1.429																
39 Jonny Venters, L (8, 1) ERA: 1.17	1.0		4	1	0	0	2	0	0	0	0	0	0	0	9	15	0.00	1.000																
13 Billy Wagner, L (9, 1) ERA: 1.71	1.0	W	3	0	0	0	3	0	0	0	0	0	0	0	9	14	0.00	0.000																

Batter	1	2	3	4	5	6	7	8	9	AB	R	H	RBI	BB	SO	LOB	BOTTOM																	
4 Omar Infante, R (1, 4) OBP: 0.369, SLG: 0.420	F9		1B		G4-6-3			L1		5	0	1	0	0	1	6	Washington Nationals @ Atlanta Braves Turner Field, Atlanta, GA Wed Aug 18 2010, 7:11 PM - 9:53 PM EDT Att: 18,105 - Partly Cloudy - 89 F																	
22 Jason Heyward, L (1, 9) OBP: 0.397, SLG: 0.434	K		G1-3		G4-3			F9		5	0	1	1	0	1	4																		
Martin Prado, R (1, 5) OBP: 0.363, SLG: 0.491	F9		2B		2B			1B		3	1	2	0	1	0	0																		
16 Brian McCann, L (1, 2) OBP: 0.382, SLG: 0.473		G4-3			2B			1B		3	1	0	0	1	0	2																		
18 Brandon Hicks, R (8, PR)		G4-3			BB			FC4-6		0	0	0	0	0	0	0																		
13 Billy Wagner, L (9, 1)		G4-3			BB			1B		0	0	0	0	0	0	0																		
20 Eric Hinske, L (1, 3) OBP: 0.337, SLG: 0.458		P4			BB			P2		3	0	0	0	1	0	1																		
53 Melky Cabrera, S (1, 7) OBP: 0.329, SLG: 0.383		2B			G4-6-3			F9		4	0	1	0	0	1	3																		
2 Alex Gonzalez, R (1, 6) OBP: 0.302, SLG: 0.475		P3			1B			1B		4	0	2	1	0	0	1																		
28 Rick Ankiel, L (1, 8) OBP: 0.319, SLG: 0.392		G3			G3			1B		4	1	2	0	0	0	1																		
15 Tim Hudson, R (1, 1) OBP: 0.233, SLG: 0.300								1B		2	0	1	0	0	0	0																		
7 Brooks Conrad, S (7, PH) OBP: 0.338, SLG: 0.513								1B		1	0	1	0	0	0	0																		
39 Jonny Venters, L (8, 1) ERA: 2.78								1B		0	0	0	0	0	0	0																		
8 David Ross, R (9, 2) OBP: 0.383, SLG: 0.414					1B			BB		0	0	0	0	1	0	0																		
Inning Stats	R: 0 E: 0 K: 1 S: 9	H: 0 LOB: 0 BB: 0 P: 16	R: 0 E: 0 K: 0 S: 10	H: 1 LOB: 1 BB: 0 P: 14	R: 0 E: 0 K: 0 S: 7	H: 1 LOB: 1 BB: 0 P: 13	R: 2 E: 0 K: 0 S: 6	H: 2 LOB: 1 BB: 2 P: 17	R: 0 E: 0 K: 0 S: 7	H: 1 LOB: 0 BB: 0 P: 9	R: 0 E: 0 K: 0 S: 6	H: 1 LOB: 1 BB: 0 P: 7	R: 0 E: 0 K: 0 S: 11	H: 3 LOB: 3 BB: 0 P: 18	R: 0 E: 0 K: 1 S: 10	H: 0 LOB: 1 BB: 1 P: 19	R: 1 E: 0 K: 1 S: 12	H: 2 LOB: 2 BB: 1 P: 23	1B: 9 2B: 3 3B: 0 HR: 0	SF: 0 SAC: 0 DP: 3 HBP: 0	WP: 0 PB: 0 SB: 0 CS: 0	PA: 38												
PITCHER	IP WLS BF H R ER SO BB IBB HBP BLK WP HR S P ERA WHIP																																	
61 Livan Hernandez, R (1, 1) ERA: 3.06	7.0		29	9	2	2	1	2	0	0	0	0	0	0	56	94	2.57	1.571																
17 Sean Burnett, L (8, 1) ERA: 2.78	1.1	L	6	1	1	1	1	1	0	0	0	0	0	0	17	28	6.75	1.500																
36 Tyler Clippard, R (9, 1) ERA: 3.16	0.1		3	1	0	0	1	1	0	0	0	0	0	0	5	14	0.00	6.000																



Batter	1	2	3	4	5	6	7	8	9	AB	R	H	RBI	BB	SO	LOB	TOP						
1 Nyer Morgan, L (1.8) OBP: 0.323, SLG: 0.323	L6		6 1B			6 2B		K	G6-3	5	2	2	0	0	1	0	Washington Nationals @ Atlanta Braves Turner Field, Atlanta, GA Thu Aug 19 2010, 1:07 PM - 4:05 PM EDT Att: 15,593 - Partly Cloudy - 86 F						
6 Ian Desmond, R (1.6) OBP: 0.306, SLG: 0.410	K		1B			SH5-3		2 WP		2	0	1	1	1	1	0							
2 Roger Bernadina, L (1.7) OBP: 0.305, SLG: 0.410	G3-1		G4-3			11 1B		1 SAFE		4	1	1	1	0	1	2							
11 Ryan Zimmerman, R (1.5) OBP: 0.390, SLG: 0.547	G6-3					2B		1 SAFE		3	0	1	1	1	1	0							
38 Michael Morse, R (1.3) OBP: 0.327, SLG: 0.514	HR					1B		1 SAFE		4	1	1	1	0	1	3							
20 Adam Kennedy, L (1.4) OBP: 0.323, SLG: 0.342	G5-3					F7		1 SAFE		3	1	0	0	1	0	1							
3 Wilson Ramos, R (1.2) OBP: 0.281, SLG: 0.355	K					F7		1 SAFE		4	0	0	0	0	2	1							
22 Willie Harris, L (1.9) OBP: 0.280, SLG: 0.341			B2-3			G6-3		1 SAFE		4	1	1	2	0	1	0							
31 John Lannan, L (1.1) OBP: 0.286, SLG: 0.359						G5-3		1 SAFE		2	0	0	0	0	0	0							
62 Joel Peralta, R (6.1)								1 SAFE		1	0	0	0	0	0	0							
32 Kevin Mench, R (7. PH)								1 SAFE		0	0	0	0	0	0	0							
36 Tyler Clippard, R (7. PH)								1 SAFE		0	0	0	0	0	0	0							
17 Sean Burnett, L (8.1)								1 SAFE		0	0	0	0	0	0	0							
44 Adam Dunn, L (8. PH)								1 SAFE		1	0	0	0	0	1	0							
22 Drew Storen, S (9.1)								1 SAFE		0	0	0	0	0	0	0							
Inning Stats	R: 0 E: 0 K: 1 S: 11	H: 0 LOB: 0 BB: 0 P: 14	R: 1 E: 0 K: 1 S: 12	H: 1 LOB: 0 BB: 0 P: 19	R: 1 E: 0 K: 1 S: 12	H: 2 LOB: 1 BB: 0 P: 16	R: 0 E: 0 K: 1 S: 6	H: 0 LOB: 0 BB: 0 P: 7	R: 0 E: 0 K: 2 S: 10	H: 0 LOB: 0 BB: 0 P: 16	R: 2 E: 0 K: 0 S: 10	H: 3 LOB: 1 BB: 0 P: 15	R: 0 E: 0 K: 3 S: 12	H: 0 LOB: 2 BB: 2 P: 22	R: 2 E: 0 K: 1 S: 12	H: 1 LOB: 0 BB: 1 P: 21	1B: 4 2B: 1 3B: 0 HR: 2	SF: 0 SAC: 1 DP: 0 HBP: 0	WP: 2 PB: 0 SB: 1 CS: 0	PA: 37			
PITCHER	IP WLS BF H R ER SO BB IBB HBP BLK WP HR S P ERA WHIP																						
32 Derek Lowe, R (1.1) ERA: 4.32	7.0 L 27 6 4 4 6 0 0 0 0 0 1 1 68 98 5.14 0.857																						
38 Mike Dunn, L (8.1) ERA: 2.98	0.2 3 0 0 0 2 1 0 0 0 0 1 0 9 15 0.00 1.500																						
58 Peter Moylan, R (8.1) ERA: 2.98	0.1 2 0 0 0 1 0 1 0 0 0 0 0 3 7 0.00 0.000																						
43 Kyle Farnsworth, R (9.1) ERA: 3.4	1.0 5 1 2 2 1 1 0 0 0 0 0 1 12 21 18.00 2.000																						
Batter	1	2	3	4	5	6	7	8	9	AB	R	H	RBI	BB	SO	LOB	BOTTOM						
4 Omar Infante, R (1.4) OBP: 0.373, SLG: 0.423	22 FC6-4 1B		G4-3			22 1B		22 BB		3	1	2	0	1	0	0	Washington Nationals @ Atlanta Braves Turner Field, Atlanta, GA Thu Aug 19 2010, 1:07 PM - 4:05 PM EDT Att: 15,593 - Partly Cloudy - 86 F						
22 Jason Heyward, L (1.9) OBP: 0.366, SLG: 0.433	FC6-4 L6-3 1-2		G6-3			S 23 2B		23 F9 FC2-5 BB		3	1	1	0	1	0	1							
Martin Prado, R (1.5) OBP: 0.362, SLG: 0.489	L6-3 1-1		23 FC6-4 1B			K		FC2-5 23 F9		4	0	1	0	0	1	5							
23 Matt Diaz, R (1.7) OBP: 0.289, SLG: 0.429	F9		FC6-4 1-2			P3-6 2 2B		F9		4	0	1	2	0	0	3							
16 Brian McCann, L (1.2) OBP: 0.381, SLG: 0.469	K		K			BB		L3		3	0	0	0	1	2	3							
2 Alex Gonzalez, R (1.6) OBP: 0.303, SLG: 0.477	53 FC5-4 1B					P3-6 2-2		F8		4	0	2	0	0	0	2							
53 Melky Cabrera, S (1.8) OBP: 0.326, SLG: 0.379	FC5-4 1-2							F9		4	0	0	0	0	2	2							
20 Eric Hinske, L (1.3) OBP: 0.332, SLG: 0.450			G4-3					K		4	0	0	0	0	3	1							
32 Derek Lowe, R (1.1) OBP: 0.159, SLG: 0.122			G5-3					K		2	0	0	0	0	0	1							
7 Brooks Conrad, S (7. PH)										1	0	0	0	0	1	0							
38 Mike Dunn, L (8.1)										0	0	0	0	0	0	0							
58 Peter Moylan, R (8.1)										0	0	0	0	0	0	0							
43 Kyle Farnsworth, R (9.1)										0	0	0	0	0	0	0							
Inning Stats	R: 0 E: 0 K: 0 S: 9	H: 1 LOB: 0 BB: 0 P: 14	R: 0 E: 0 K: 1 S: 9	H: 1 LOB: 0 BB: 0 P: 18	R: 0 E: 0 K: 0 S: 9	H: 0 LOB: 0 BB: 0 P: 14	R: 0 E: 0 K: 1 S: 9	H: 1 LOB: 1 BB: 0 P: 16	R: 0 E: 0 K: 2 S: 11	H: 1 LOB: 0 BB: 0 P: 17	R: 2 E: 0 K: 1 S: 16	H: 3 LOB: 1 BB: 1 P: 27	R: 0 E: 0 K: 3 S: 10	H: 0 LOB: 0 BB: 0 P: 13	R: 0 E: 0 K: 0 S: 10	H: 0 LOB: 2 BB: 2 P: 22	R: 0 E: 0 K: 1 S: 10	H: 0 LOB: 0 BB: 0 P: 15	1B: 5 2B: 4 3B: 0 HR: 0	SF: 0 SAC: 0 DP: 2 HBP: 0	WP: 0 PB: 0 SB: 1 CS: 0	PA: 35	
PITCHER	IP WLS BF H R ER SO BB IBB HBP BLK WP HR S P ERA WHIP																						
31 John Lannan, L (1.1) ERA: 5.13	5.1 W 23 7 2 2 2 0 0 0 0 0 0 0 1 105 3.38 1.500																						
62 Joel Peralta, R (6.1) ERA: 2.7	0.2 H 1 0 0 0 0 0 0 0 0 0 0 1 1 0.00 0.000																						
36 Tyler Clippard, R (7.1) ERA: 3.09	1.2 H 7 0 0 0 3 2 0 0 0 0 0 0 17 30 0.00 1.200																						
17 Sean Burnett, L (8.1) ERA: 2.76	0.1 H 1 0 0 0 0 0 0 0 0 0 0 3 5 0.00 0.000																						
22 Drew Storen, R (9.1) ERA: 2.54	1.0 3 0 0 0 1 0 0 0 0 0 0 0 10 15 0.00 0.000																						
Batter	1	2	3	4	5	6	7	8	9	AB	R	H	RBI	BB	SO	LOB	BOTTOM						
31 John Lannan, L (1.1) ERA: 5.13										2	0	0	0	0	0	1	Washington Nationals @ Atlanta Braves Turner Field, Atlanta, GA Thu Aug 19 2010, 1:07 PM - 4:05 PM EDT Att: 15,593 - Partly Cloudy - 86 F						
62 Joel Peralta, R (6.1) ERA: 2.7										1	0	0	0	0	1	0							
36 Tyler Clippard, R (7.1) ERA: 3.09										0	0	0	0	0	0	0							
17 Sean Burnett, L (8.1) ERA: 2.76										0	0	0	0	0	0	0							
22 Drew Storen, R (9.1) ERA: 2.54										0	0	0	0	0	0	0							
Inning Stats	R: 0 E: 0 K: 0 S: 9	H: 1 LOB: 0 BB: 0 P: 14	R: 0 E: 0 K: 1 S: 9	H: 1 LOB: 0 BB: 0 P: 18	R: 0 E: 0 K: 0 S: 9	H: 0 LOB: 0 BB: 0 P: 14	R: 0 E: 0 K: 1 S: 9	H: 1 LOB: 1 BB: 0 P: 16	R: 0 E: 0 K: 2 S: 11	H: 1 LOB: 0 BB: 0 P: 17	R: 2 E: 0 K: 1 S: 16	H: 3 LOB: 1 BB: 1 P: 27	R: 0 E: 0 K: 3 S: 10	H: 0 LOB: 0 BB: 0 P: 13	R: 0 E: 0 K: 0 S: 10	H: 0 LOB: 2 BB: 2 P: 22		R: 0 E: 0 K: 1 S: 10	H: 0 LOB: 0 BB: 0 P: 15	1B: 5 2B: 4 3B: 0 HR: 0	SF: 0 SAC: 0 DP: 2 HBP: 0	WP: 0 PB: 0 SB: 1 CS: 0	PA: 35
PITCHER	IP WLS BF H R ER SO BB IBB HBP BLK WP HR S P ERA WHIP																						
31 John Lannan, L (1.1) ERA: 5.13	5.1 W 23 7 2 2 2 0 0 0 0 0 0 0 1 105 3.38 1.500																						
62 Joel Peralta, R (6.1) ERA: 2.7	0.2 H 1 0 0 0 0 0 0 0 0 0 0 1 1 0.00 0.000																						
36 Tyler Clippard, R (7.1) ERA: 3.09	1.2 H 7 0 0 0 3 2 0 0 0 0 0 0 17 30 0.00 1.200																						
17 Sean Burnett, L (8.1) ERA: 2.76	0.1 H 1 0 0 0 0 0 0 0 0 0 0 3 5 0.00 0.000																						
22 Drew Storen, R (9.1) ERA: 2.54	1.0 3 0 0 0 1 0 0 0 0 0 0 0 10 15 0.00 0.000																						

Batter	1	2	3	4	5	6	7	8	9	AB	R	H	RBI	BB	SO	LOB	TOP			
1 Nyer Morgan, L OBP: 0.321, SLG: 0.324										5	0	1	0	0	1	2	<p>Washington Nationals @ Philadelphia Phillies Citizens Bank Park, Philadelphia, PA Fri Aug 20 2010, 7:07 PM - 9:57 PM EDT Att: 45,093 - Partly Cloudy - 87 F</p>			
6 Ian Desmond, R OBP: 0.312, SLG: 0.415										5	0	3	0	0	1	1				
44 Adam Dunn, L OBP: 0.354, SLG: 0.557										3	0	1	0	2	1	1				
11 Ryan Zimmerman, R OBP: 0.391, SLG: 0.545										3	0	1	0	1	0	4				
2 Roger Bernadina, L OBP: 0.322, SLG: 0.408										4	0	1	0	0	0	6				
38 Michael Morse, R OBP: 0.318, SLG: 0.500										4	0	0	0	0	1	1				
7 Ivan Rodriguez, R OBP: 0.294, SLG: 0.350										4	0	1	0	0	2	1				
20 Adam Kennedy, L OBP: 0.331, SLG: 0.348										4	0	2	0	0	0	2				
21 Jason Marquis, L OBP: 0.111, SLG: 0.222										2	0	0	0	0	0	3				
32 Kevin Mench, R OBP: 0.100, SLG: 0.100										1	0	0	0	0	1	1				
62 Joel Peralta, R OBP: 0.278, SLG: 0.339										0	0	0	0	0	0	0				
45 Doug Slaten, L OBP: 0.278, SLG: 0.339										0	0	0	0	0	0	0				
22 Willie Harris, L OBP: 0.278, SLG: 0.339										1	0	0	0	0	0	0				
Inning Stats	R: 0 E: 0 K: 1 S: 10	H: 1 LOB: 2 BB: 2 P: 23	R: 0 E: 1 K: 0 S: 7	H: 0 LOB: 1 BB: 0 P: 10	R: 0 E: 0 K: 1 S: 12	H: 2 LOB: 2 BB: 0 P: 14	R: 0 E: 0 K: 1 S: 13	H: 2 LOB: 2 BB: 0 P: 17	R: 0 E: 0 K: 1 S: 10	H: 1 LOB: 1 BB: 0 P: 16	R: 0 E: 0 K: 2 S: 13	H: 1 LOB: 1 BB: 0 P: 18	R: 0 E: 0 K: 1 S: 12	H: 1 LOB: 1 BB: 0 P: 16	R: 0 E: 0 K: 1 S: 8	H: 1 LOB: 1 BB: 0 P: 11	1B: 7 2B: 4 3B: 0 HR: 0	SF: 0 SAC: 0 DP: 2 HBP: 0	WP: 0 PB: 0 SB: 0 CS: 0	PA: 39
PITCHER	IP: 7.0 WLS: W BF: 31 ERA: 2.16	H: 8 R: 0 ER: 0 SO: 5	BB: 3 IBB: 0 HBP: 0 BLK: 1	WP: 0 HR: 0 S: 75 P: 116	ERA: 0.00 WHIP: 1.571	IP: 1.0 WLS: H BF: 4 ERA: 3.23	H: 1 R: 0 ER: 0 SO: 1	BB: 0 IBB: 0 HBP: 0 BLK: 0	WP: 0 HR: 0 S: 12 P: 16	ERA: 0.00 WHIP: 1.000	IP: 1.0 WLS: S BF: 4 ERA: 4.13	H: 1 R: 0 ER: 0 SO: 1	BB: 0 IBB: 0 HBP: 0 BLK: 0	WP: 0 HR: 0 S: 8 P: 11	ERA: 0.00 WHIP: 1.000	IP: 1.0 WLS: S BF: 4 ERA: 4.13	H: 1 R: 0 ER: 0 SO: 1	BB: 0 IBB: 0 HBP: 0 BLK: 0	WP: 0 HR: 0 S: 8 P: 11	ERA: 0.00 WHIP: 1.000

Batter	1	2	3	4	5	6	7	8	9	AB	R	H	RBI	BB	SO	LOB	BOTTOM			
11 Jimmy Rollins, S OBP: 0.337, SLG: 0.375										3	0	0	0	1	0	0	<p>Washington Nationals @ Philadelphia Phillies Citizens Bank Park, Philadelphia, PA Fri Aug 20 2010, 7:07 PM - 9:57 PM EDT Att: 45,093 - Partly Cloudy - 87 F</p>			
27 Placido Polanco, R OBP: 0.350, SLG: 0.419										3	0	0	0	1	0	2				
26 Chase Utley, L OBP: 0.381, SLG: 0.459										3	1	1	0	1	0	1				
28 Jayson Werth, R OBP: 0.394, SLG: 0.525										3	0	1	0	1	0	1				
29 Raul Ibanez, L OBP: 0.350, SLG: 0.424										4	0	1	1	0	2	3				
8 Shane Victorino, S OBP: 0.316, SLG: 0.440										3	0	0	0	0	0	2				
5 Mike Sweeney, R OBP: 0.329, SLG: 0.427										3	0	0	0	0	0	0				
51 Carlos Ruiz, R OBP: 0.380, SLG: 0.431										3	0	1	0	0	0	1				
34 Roy Halladay, R OBP: 0.151, SLG: 0.139										2	0	0	0	0	0	2				
9 Domonic Brown, L OBP: 0.239, SLG: 0.429										1	0	0	0	0	1	0				
46 Ryan Madison, L OBP: 0.253, SLG: 0.253										0	0	0	0	0	0	0				
54 Brad Lidge, R OBP: 0.253, SLG: 0.253										0	0	0	0	0	0	0				
Inning Stats	R: 0 E: 0 K: 1 S: 11	H: 1 LOB: 1 BB: 1 P: 23	R: 0 E: 0 K: 0 S: 7	H: 1 LOB: 1 BB: 0 P: 9	R: 1 E: 0 K: 0 S: 14	H: 1 LOB: 2 BB: 2 P: 27	R: 0 E: 1 K: 0 S: 10	H: 0 LOB: 2 BB: 1 P: 19	R: 0 E: 0 K: 0 S: 9	H: 1 LOB: 0 BB: 0 P: 16	R: 0 E: 0 K: 0 S: 15	H: 0 LOB: 0 BB: 0 P: 21	R: 0 E: 0 K: 1 S: 6	H: 0 LOB: 0 BB: 0 P: 10	R: 0 E: 0 K: 1 S: 9	H: 0 LOB: 0 BB: 0 P: 15	1B: 2 2B: 2 3B: 0 HR: 0	SF: 0 SAC: 0 DP: 0 HBP: 0	WP: 0 PB: 0 SB: 1 CS: 1	PA: 32
PITCHER	IP: 5.0 WLS: L BF: 23 ERA: 11.39	H: 5 R: 1 ER: 1 SO: 1	BB: 4 IBB: 0 HBP: 0 BLK: 0	WP: 0 HR: 0 S: 51 P: 94	ERA: 1.80 WHIP: 1.600	IP: 2.0 WLS: L BF: 6 ERA: 2.53	H: 0 R: 0 ER: 0 SO: 1	BB: 0 IBB: 0 HBP: 0 BLK: 0	WP: 0 HR: 0 S: 21 P: 31	ERA: 0.00 WHIP: 0.000	IP: 1.0 WLS: S BF: 3 ERA: 2.9	H: 0 R: 0 ER: 0 SO: 1	BB: 0 IBB: 0 HBP: 0 BLK: 0	WP: 0 HR: 0 S: 9 P: 15	ERA: 0.00 WHIP: 0.000	IP: 1.0 WLS: S BF: 3 ERA: 2.9	H: 0 R: 0 ER: 0 SO: 1	BB: 0 IBB: 0 HBP: 0 BLK: 0	WP: 0 HR: 0 S: 9 P: 15	ERA: 0.00 WHIP: 0.000

Batter	1	2	3	4	5	6	7	8	9	AB	R	H	RBI	BB	SO	LOB	TOP					
1 Nyer Morgan, L (1,8) OBP: 0.322, SLG: 0.330										3	0	2	0	0	1	0	<p>Washington Nationals @ Philadelphia Phillies Citizens Bank Park, Philadelphia, PA Sun Aug 22 20:10, 1:38 PM - 6:18 PM EDT Att: 44,539 - Drizzle - 77 F</p> <p>livebaseballscorecards.com</p> <p>AB 30 R 0 H 5 RBI 0 BB 1 SO 11 LOB 13</p>					
6 Ian Desmond, R (1,6) OBP: 0.315, SLG: 0.416										4	0	0	0	0	2	3						
44 Adam Dunn, L (1,3) OBP: 0.354, SLG: 0.550										4	0	0	0	0	3	2						
11 Ryan Zimmerman, R (1,5) OBP: 0.388, SLG: 0.540										3	0	0	0	1	1	1						
2 Roger Bernadina, L (1,7) OBP: 0.326, SLG: 0.418										4	0	1	0	0	1	1						
38 Michael Morse, R (1,9) OBP: 0.313, SLG: 0.490										3	0	0	0	0	2	2						
20 Adam Kennedy, L (1,4) 35 Craig Stammen, R (7,1) 62 Joel Peralta, R (8,1)										3	0	1	0	0	1	2						
23 Wil Nieves, R (1,2) OBP: 0.233, SLG: 0.301										3	0	0	0	0	0	2						
19 Scott Olsen, L (1,1) 12 Alberto Gonzalez, R (7,4) OBP: 0.095, SLG: 0.095 OBP: 0.353, SLG: 0.353										2	0	1	0	0	0	0						
										1	0	0	0	0	0	0						
Inning Stats	R: 0 H: 1 E: 0 K: 2 S: 14	H: 1 LOB: 0 BB: 0 P: 20	R: 0 H: 1 E: 0 K: 0 S: 17	H: 1 LOB: 1 BB: 0 P: 21	R: 0 H: 1 E: 0 K: 1 S: 10	H: 1 LOB: 1 BB: 0 P: 13	R: 0 H: 0 E: 0 K: 2 S: 12	H: 0 LOB: 1 BB: 1 P: 20	R: 0 H: 1 E: 0 K: 1 S: 9	H: 1 LOB: 0 BB: 0 P: 14	R: 0 H: 0 E: 0 K: 1 S: 7	H: 0 LOB: 0 BB: 0 P: 10	R: 0 H: 1 E: 0 K: 1 S: 6	H: 0 LOB: 0 BB: 0 P: 8	R: 0 H: 0 E: 0 K: 1 S: 6	H: 0 LOB: 0 BB: 0 P: 9	R: 0 H: 0 E: 0 K: 2 S: 10	H: 0 LOB: 0 BB: 0 P: 14	1B: 5 2B: 0 3B: 0 HR: 0	SF: 0 SAC: 1 DP: 1 HBP: 0	WP: 0 PB: 0 SB: 3 CS: 0	PA: 32
PITCHER	IP WLS BF H R ER SO BB IBB HBP BLK WP HR S P ERA WHIP																					
44 Roy Oswalt, R (1,1) ERA: 3.22	7.0 W 26 5 0 0 8 1 0 0 0 0 0 0 75 106 0.00 0.857																					
46 Ryan Madson, R (8,1) ERA: 3.13	1.0 3 0 0 0 1 0 0 0 0 0 0 0 6 9 0.00 0.000																					
16 J.C. Romero, L (9,1) ERA: 3.9	1.0 3 0 0 0 2 0 0 0 0 0 0 0 10 14 0.00 0.000																					

Batter	1	2	3	4	5	6	7	8	9	AB	R	H	RBI	BB	SO	LOB	BOTTOM			
11 Jimmy Rollins, S (1,6) OBP: 0.337, SLG: 0.381										5	2	2	0	0	0	2	<p>Washington Nationals @ Philadelphia Phillies Citizens Bank Park, Philadelphia, PA Sun Aug 22 20:10, 1:38 PM - 6:18 PM EDT Att: 44,539 - Drizzle - 77 F</p> <p>livebaseballscorecards.com</p> <p>AB 33 R 6 H 12 RBI 6 BB 3 SO 4 LOB 17</p>			
29 Raul Ibanez, L (1,7) OBP: 0.348, SLG: 0.427										4	1	1	2	0	1	3				
27 Placido Polanco, R (1,5) OBP: 0.350, SLG: 0.421										3	0	2	2	0	0	0				
6 Ryan Howard, L (1,3) OBP: 0.354, SLG: 0.523										4	0	1	0	0	1	2				
28 Jayson Werth, R (1,9) OBP: 0.392, SLG: 0.520										3	1	0	0	1	1	1				
8 Shane Victorino, S (1,8) OBP: 0.314, SLG: 0.441											4	1	2	0	0	2				
51 Carlos Ruiz, R (1,2) OBP: 0.385, SLG: 0.432											2	0	1	0	2	2				
21 Wilson Valdez, R (1,4) OBP: 0.278, SLG: 0.352										4	0	1	2	0	0	3				
44 Roy Oswalt, R (1,1) 46 Ryan Madson, L (8,1)										3	1	2	0	0	0	2				
9 Domic Brown, L (8, PH) 16 J.C. Romero, S (9,1)										0	0	0	0	0	0	0				
										1	0	0	0	0	1	0				
										0	0	0	0	0	0	0				
Inning Stats	R: 1 H: 1 E: 0 K: 1 S: 7	H: 1 LOB: 0 BB: 0 P: 10	R: 0 H: 1 E: 0 K: 0 S: 11	H: 1 LOB: 1 BB: 1 P: 17	R: 1 H: 2 E: 0 K: 1 S: 16	H: 2 LOB: 0 BB: 0 P: 18	R: 0 H: 1 E: 0 K: 1 S: 9	H: 1 LOB: 0 BB: 0 P: 15	R: 0 H: 1 E: 0 K: 0 S: 7	H: 1 LOB: 0 BB: 0 P: 11	R: 2 H: 3 E: 0 K: 0 S: 14	H: 3 LOB: 2 BB: 1 P: 28	R: 2 H: 3 E: 0 K: 0 S: 20	H: 3 LOB: 2 BB: 1 P: 34	R: 0 H: 0 E: 0 K: 1 S: 10	H: 0 LOB: 0 BB: 0 P: 12	1B: 8 2B: 3 3B: 0 HR: 1	SF: 1 SAC: 0 DP: 2 HBP: 0	WP: 0 PB: 0 SB: 0 CS: 0	PA: 37
PITCHER	IP WLS BF H R ER SO BB IBB HBP BLK WP HR S P ERA WHIP																			
19 Scott Olsen, L (1,1) ERA: 5.21	6.0 L 27 4 4 4 3 1 1 0 0 0 0 0 1 20 34 6.00 4.000																			
35 Craig Stammen, R (7,1) ERA: 5.23	1.0 7 3 2 2 0 1 0 0 0 0 0 0 1 20 34 18.00 4.000																			
62 Joel Peralta, R (8,1) ERA: 2.45	1.0 3 0 0 0 1 0 0 0 0 0 0 0 0 10 12 0.00 0.000																			

Batter	1	2	3	4	5	6	7	8	9	AB	R	H	RBI	BB	SO	LOB	TOP							
9 Blake DeWitt, L (1,4) OBP: 0.362, SLG: 0.401	F9		HR	1B	SF9		K		G4-3	5	1	3	2	0	1	0	Chicago Cubs @ Washington Nationals Nationals Park, Washington, DC Mon Aug 23 2010, 7:08 PM - 10:15 PM EDT Att: 17,921 - Partly Cloudy - 81 F							
13 Starlin Castro, R (1,6) OBP: 0.362, SLG: 0.439	K		1B	G1-4-3	K		2B		G4-3	6	1	2	0	0	2	4								
24 Marlon Byrd, R (1,8) OBP: 0.365, SLG: 0.453	F9		HBP	1B			G4-3		P5	1	1	0	0	0	0	0								
1 Kosuke Fukudome, L (3,9) OBP: 0.372, SLG: 0.436	F9		HBP	1B			G4-3			4	0	2	1	0	0	1								
16 Aramis Ramirez, R (1,5) OBP: 0.301, SLG: 0.449		BB	BB	F8			L7			3	2	1	0	2	0	2								
28 Jeff Baker, R (8,5) OBP: 0.273, SLG: 0.376		BB	BB				1B			0	0	0	0	0	0	0								
22 Xavier Nady, R (1,3) OBP: 0.321, SLG: 0.365	1B	1B	HBP				L9			4	2	3	0	0	0	1								
21 Tyler Colvin, L (1,9) OBP: 0.311, SLG: 0.502	K	1B	1B				BB			4	1	1	2	1	3	3								
12 Alfonso Soriano, R (1,7) OBP: 0.320, SLG: 0.505	K		3B				F8			5	1	2	2	0	2	5								
18 Geovany Soto, R (1,2) OBP: 0.304, SLG: 0.515							G5-3			2	0	0	1	3	1	1								
27 Casey Coleman, L (1,1) OBP: 0.143, SLG: 0.143	G1-3		G6-3						G6-3	4	0	1	1	0	1	7								
48 Andrew Cashner, R (7,1) ERA: 6.39										0	0	0	0	0	0	0								
6 Micah Hoffpauir, L (9,PH) ERA: 2.49										1	0	0	0	0	0	0								
20 Thomas Diamond, R (9,1) ERA: 2.49										0	0	0	0	0	0	0								
Inning Stats	R: 0 E: 0 K: 1 S: 7	H: 0 LOB: 0 BB: 0 P: 12	R: 0 E: 0 K: 2 S: 13	H: 1 LOB: 3 BB: 2 P: 27	R: 5 E: 0 K: 1 S: 23	H: 4 LOB: 1 BB: 1 P: 44	R: 0 E: 0 K: 0 S: 12	H: 2 LOB: 1 BB: 0 P: 21	R: 2 E: 0 K: 2 S: 15	H: 3 LOB: 2 BB: 1 P: 28	R: 1 E: 0 K: 0 S: 18	H: 2 LOB: 3 BB: 2 P: 29	R: 1 E: 0 K: 1 S: 14	H: 2 LOB: 1 BB: 0 P: 22	R: 0 E: 0 K: 1 S: 7	H: 0 LOB: 0 BB: 0 P: 10	R: 0 E: 0 K: 0 S: 7	H: 1 LOB: 1 BB: 0 P: 13	1B: 9 2B: 4 3B: 1 HR: 1	SF: 1 SAC: 0 DP: 1 HBP: 2	WP: 0 PB: 0 SB: 0 CS: 1	PA: 48		
PITCHER	IP WLS BF H R ER SO BB IBB HBP BLK WP HR S P ERA WHIP	IP WLS BF H R ER SO BB IBB HBP BLK WP HR S P ERA WHIP	IP WLS BF H R ER SO BB IBB HBP BLK WP HR S P ERA WHIP	IP WLS BF H R ER SO BB IBB HBP BLK WP HR S P ERA WHIP	IP WLS BF H R ER SO BB IBB HBP BLK WP HR S P ERA WHIP	IP WLS BF H R ER SO BB IBB HBP BLK WP HR S P ERA WHIP	IP WLS BF H R ER SO BB IBB HBP BLK WP HR S P ERA WHIP	IP WLS BF H R ER SO BB IBB HBP BLK WP HR S P ERA WHIP	IP WLS BF H R ER SO BB IBB HBP BLK WP HR S P ERA WHIP	IP WLS BF H R ER SO BB IBB HBP BLK WP HR S P ERA WHIP	IP WLS BF H R ER SO BB IBB HBP BLK WP HR S P ERA WHIP	IP WLS BF H R ER SO BB IBB HBP BLK WP HR S P ERA WHIP	IP WLS BF H R ER SO BB IBB HBP BLK WP HR S P ERA WHIP	IP WLS BF H R ER SO BB IBB HBP BLK WP HR S P ERA WHIP	IP WLS BF H R ER SO BB IBB HBP BLK WP HR S P ERA WHIP	IP WLS BF H R ER SO BB IBB HBP BLK WP HR S P ERA WHIP	IP WLS BF H R ER SO BB IBB HBP BLK WP HR S P ERA WHIP	IP WLS BF H R ER SO BB IBB HBP BLK WP HR S P ERA WHIP	IP WLS BF H R ER SO BB IBB HBP BLK WP HR S P ERA WHIP	IP WLS BF H R ER SO BB IBB HBP BLK WP HR S P ERA WHIP	IP WLS BF H R ER SO BB IBB HBP BLK WP HR S P ERA WHIP	IP WLS BF H R ER SO BB IBB HBP BLK WP HR S P ERA WHIP	IP WLS BF H R ER SO BB IBB HBP BLK WP HR S P ERA WHIP	IP WLS BF H R ER SO BB IBB HBP BLK WP HR S P ERA WHIP

AB	39
R	9
H	15
RBI	9
BB	6
SO	10
LOB	24



Batter	1	2	3	4	5	6	7	8	9	AB	R	H	RBI	BB	SO	LOB	BOTTOM							
1 Nyer Morgan, L (1,8) OBP: 0.319, SLG: 0.327	F8		K			G3		L6		4	0	0	0	0	1	0	Chicago Cubs @ Washington Nationals Nationals Park, Washington, DC Mon Aug 23 2010, 7:08 PM - 10:15 PM EDT Att: 17,921 - Partly Cloudy - 81 F							
20 Adam Kennedy, L (1,4) OBP: 0.328, SLG: 0.342	E4		F8			G5-3		G4-3		4	0	0	0	0	0	0								
11 Ryan Zimmerman, R (1,5) OBP: 0.368, SLG: 0.538						G5-3				3	0	1	0	0	0	0								
22 Drew Storen, S (8,1) OBP: 0.500, SLG: 0.500						L9				0	0	0	0	0	0	0								
36 Tyler Clippard, R (9,1) OBP: 0.500, SLG: 0.500	1B									1	0	0	0	0	1	0								
32 Kevin Mench, R (9,PH) OBP: 0.083, SLG: 0.083										0	0	0	0	0	0	0								
44 Adam Dunn, L (1,3) OBP: 0.354, SLG: 0.548	K					L5				3	0	1	0	0	1	2								
38 Michael Morse, R (7,PR) OBP: 0.311, SLG: 0.487	K									1	1	0	0	0	0	0								
2 Roger Bernadina, L (1,7) OBP: 0.328, SLG: 0.420	F8									3	0	1	0	1	1	2								
7 Ivan Rodriguez, R (1,2) OBP: 0.293, SLG: 0.347	P3					FC6-4				3	0	0	1	0	0	3								
22 Willie Harris, L (1,9) OBP: 0.279, SLG: 0.333	K									2	0	0	0	1	1	0								
12 Alberto Gonzalez, R (1,6) OBP: 0.296, SLG: 0.345	F8									3	0	0	0	0	0	2								
61 Livan Hernandez, R (1,1) OBP: 0.176, SLG: 0.176										1	0	0	0	0	0	0								
43 Miguel Batista, R (5,1) OBP: 0.176, SLG: 0.176										0	0	0	0	0	0	0								
21 Jason Michaels, L (5,PH) OBP: 0.176, SLG: 0.176										1	0	0	0	0	0	0								
45 Doug Slaten, L (8,1) OBP: 0.176, SLG: 0.176										0	0	0	0	0	0	0								
62 Joel Peralta, R (7,1) OBP: 0.176, SLG: 0.176										0	0	0	0	0	0	0								
30 Justin Maxwell, R (8,9) OBP: 0.176, SLG: 0.176										1	0	0	0	0	1	0								
Inning Stats	R: 0 E: 1 K: 1 S: 16	H: 1 LOB: 2 BB: 0 P: 27	R: 0 E: 0 K: 1 S: 7	H: 0 LOB: 0 BB: 0 P: 7	R: 0 E: 0 K: 1 S: 9	H: 0 LOB: 0 BB: 0 P: 16	R: 0 E: 0 K: 0 S: 9	H: 0 LOB: 1 BB: 1 P: 18	R: 0 E: 0 K: 0 S: 9	H: 0 LOB: 0 BB: 0 P: 8	R: 0 E: 0 K: 0 S: 9	H: 0 LOB: 0 BB: 0 P: 13	R: 1 E: 0 K: 0 S: 9	H: 2 LOB: 2 BB: 1 P: 17	R: 0 E: 0 K: 1 S: 6	H: 0 LOB: 0 BB: 0 P: 8	R: 0 E: 0 K: 2 S: 8	H: 0 LOB: 0 BB: 0 P: 11	1B: 2 2B: 1 3B: 0 HR: 0	SF: 0 SAC: 0 DP: 1 HBP: 0	WP: 0 PB: 0 SB: 0 CS: 0	PA: 32		
PITCHER	IP WLS BF H R ER SO BB IBB HBP BLK WP HR S P ERA WHIP	IP WLS BF H R ER SO BB IBB HBP BLK WP HR S P ERA WHIP	IP WLS BF H R ER SO BB IBB HBP BLK WP HR S P ERA WHIP	IP WLS BF H R ER SO BB IBB HBP BLK WP HR S P ERA WHIP	IP WLS BF H R ER SO BB IBB HBP BLK WP HR S P ERA WHIP	IP WLS BF H R ER SO BB IBB HBP BLK WP HR S P ERA WHIP	IP WLS BF H R ER SO BB IBB HBP BLK WP HR S P ERA WHIP	IP WLS BF H R ER SO BB IBB HBP BLK WP HR S P ERA WHIP	IP WLS BF H R ER SO BB IBB HBP BLK WP HR S P ERA WHIP	IP WLS BF H R ER SO BB IBB HBP BLK WP HR S P ERA WHIP	IP WLS BF H R ER SO BB IBB HBP BLK WP HR S P ERA WHIP	IP WLS BF H R ER SO BB IBB HBP BLK WP HR S P ERA WHIP	IP WLS BF H R ER SO BB IBB HBP BLK WP HR S P ERA WHIP	IP WLS BF H R ER SO BB IBB HBP BLK WP HR S P ERA WHIP	IP WLS BF H R ER SO BB IBB HBP BLK WP HR S P ERA WHIP	IP WLS BF H R ER SO BB IBB HBP BLK WP HR S P ERA WHIP	IP WLS BF H R ER SO BB IBB HBP BLK WP HR S P ERA WHIP	IP WLS BF H R ER SO BB IBB HBP BLK WP HR S P ERA WHIP	IP WLS BF H R ER SO BB IBB HBP BLK WP HR S P ERA WHIP	IP WLS BF H R ER SO BB IBB HBP BLK WP HR S P ERA WHIP	IP WLS BF H R ER SO BB IBB HBP BLK WP HR S P ERA WHIP	IP WLS BF H R ER SO BB IBB HBP BLK WP HR S P ERA WHIP	IP WLS BF H R ER SO BB IBB HBP BLK WP HR S P ERA WHIP	IP WLS BF H R ER SO BB IBB HBP BLK WP HR S P ERA WHIP

AB	30
R	1
H	3
RBI	1
BB	2
SO	6
LOB	9



Batter	1	2	3	4	5	6	7	8	9	AB	R	H	RBI	BB	SO	LOB	TOP			
9 Blake DeWitt, L (1.4) OBP: 0.358, SLG: 0.396	G3-1	L4		G3			G5-3			4	0	0	0	0	0	1	Chicago Cubs @ Washington Nationals Nationals Park, Washington, DC Tue Aug 24 2010, 7:08 PM - 9:44 PM EDT Att: 18,250 - Cloudy - 72 F			
13 Starlin Castro, R (1.6) OBP: 0.361, SLG: 0.439		FC6-4			L5			G6-3		4	0	1	0	0	0	1				
22 Xavier Nady, R (1.3) OBP: 0.320, SLG: 0.363										4	0	1	0	0	1	1				
49 Carlos Marmol, R (8.1)	F8			G1-3				K		0	0	0	0	0	0	0				
16 Aramis Ramirez, R (1.5) OBP: 0.298, SLG: 0.444	K			P4			G6-4-3		K	4	0	0	0	0	2	2				
28 Jeff Baker, R (1.9) OBP: 0.274, SLG: 0.375										3	1	1	0	0	0	0				
1 Kosuke Fukudome, L (7.9) OBP: 0.374, SLG: 0.438				G5-3						1	0	1	0	0	0	0				
18 Geovany Soto, R (1.2) OBP: 0.402, SLG: 0.511										4	1	1	0	0	3	1				
12 Alfonso Soriano, R (1.7) OBP: 0.319, SLG: 0.510										4	2	1	3	0	0	1				
21 Tyler Colvin, L (1.8) OBP: 0.314, SLG: 0.513										3	1	2	2	0	0	0				
38 Carlos Zambrano, S (1.1) OBP: 0.200, SLG: 0.206										3	0	0	0	0	1	1				
45 Sean Marshall, L (8.1)										0	0	0	0	0	0	0				
6 Micah Hoffpauir, L (8.3)										0	0	0	0	0	0	0				
Inning Stats	R: 0 H: 1 E: 0 K: 1 S: 14	H: 1 LOB: 1 BB: 0 P: 19	R: 3 H: 4 E: 0 K: 1 S: 16	H: 4 LOB: 1 BB: 0 P: 27	R: 0 H: 0 E: 0 K: 0 S: 7	H: 0 LOB: 0 BB: 0 P: 12	R: 2 H: 1 E: 1 K: 1 S: 9	H: 1 LOB: 0 BB: 0 P: 13	R: 0 H: 0 E: 0 K: 0 S: 5	H: 0 LOB: 0 BB: 0 P: 12	R: 0 H: 0 E: 0 K: 0 S: 7	H: 0 LOB: 0 BB: 0 P: 11	R: 0 H: 0 E: 0 K: 2 S: 9	H: 0 LOB: 0 BB: 0 P: 14	R: 0 H: 1 E: 0 K: 1 S: 7	H: 0 LOB: 0 BB: 0 P: 11	1B: 5 2B: 1 3B: 0 HR: 2	SF: 0 SAC: 0 DP: 2 HBP: 0	WP: 0 PB: 0 SB: 0 CS: 0	PA: 34
PITCHER	IP WLS BF H R ER SO BB IBB HBP BLK WP HR S P ERA WHIP																			
31 John Lannan, L (1.1) ERA: 5.23	5.0 L 22 7 5 4 3 0 0 0 0 0 0 2 51 83 7.20 1.400																			
43 Miguel Batista, R (8.1) ERA: 4.21	2.0 6 0 0 0 1 0 0 0 0 0 0 0 14 23 0.00 0.000																			
99 Collin Balester, R (8.1) ERA: 4.7	1.0 3 0 0 0 2 0 0 0 0 0 0 0 7 11 0.00 0.000																			
35 Craig Stammen, R (9.1) ERA: 5.18	1.0 3 1 0 0 1 0 0 0 0 0 0 0 7 11 0.00 1.000																			

Chicago Cubs @ Washington Nationals
 Nationals Park, Washington, DC
 Tue Aug 24 2010, 7:08 PM - 9:44 PM EDT
 Att: 18,250 - Cloudy - 72 F

AB	34
R	5
H	8
RBI	5
BB	0
SO	7
LOB	8



Batter	1	2	3	4	5	6	7	8	9	AB	R	H	RBI	BB	SO	LOB	BOTTOM					
1 Nnyer Morgan, L (1.8) OBP: 0.316, SLG: 0.325	G4-3		F7		G1-3					5	0	1	0	0	1	5	Chicago Cubs @ Washington Nationals Nationals Park, Washington, DC Tue Aug 24 2010, 7:08 PM - 9:44 PM EDT Att: 18,250 - Cloudy - 72 F					
20 Adam Kennedy, L (1.4) OBP: 0.328, SLG: 0.346			F8							5	0	2	3	0	1	3						
11 Ryan Zimmerman, R (1.5) OBP: 0.388, SLG: 0.536										4	0	1	1	1	0	2						
44 Adam Dunn, L (1.3) OBP: 0.355, SLG: 0.546										2	0	0	0	2	1	2						
2 Roger Bernadina, L (1.7) OBP: 0.325, SLG: 0.416										3	0	0	0	0	2	3						
6 Ian Desmond, R (8. PH) OBP: 0.314, SLG: 0.415										1	0	0	0	0	1	3						
35 Craig Stammen, R (9.1) OBP: 0.296, SLG: 0.324										0	0	0	0	0	0	0						
7 Ivan Rodriguez, R (1.2) OBP: 0.290, SLG: 0.343										4	0	0	0	0	3	0						
38 Michael Morse, R (1.9) OBP: 0.315, SLG: 0.484										3	1	1	0	1	1	0						
12 Alberto Gonzalez, R (1.6) OBP: 0.302, SLG: 0.350										4	2	2	0	0	0	1						
31 John Lannan, L (1.1) OBP: 0.286, SLG: 0.299										0	0	0	0	0	0	0						
30 Justin Maxwell, R (8. PH) OBP: 0.289, SLG: 0.220										1	0	0	0	0	0	0						
43 Miguel Batista, R (8.1) OBP: 0.325, SLG: 0.415										0	0	0	0	0	0	0						
99 Collin Balester, R (8.1) ERA: 4.7										0	0	0	0	0	0	0						
22 Willie Harris, L (8. PH) OBP: 0.281, SLG: 0.331										1	1	0	0	1	0	0						
Inning Stats	R: 0 H: 1 E: 1 K: 0 S: 11	H: 1 LOB: 1 BB: 0 P: 17	R: 0 H: 0 E: 0 K: 3 S: 9	H: 0 LOB: 0 BB: 0 P: 12	R: 1 H: 2 E: 0 K: 0 S: 12	H: 2 LOB: 3 BB: 1 P: 22	R: 0 H: 0 E: 0 K: 1 S: 5	H: 0 LOB: 0 BB: 0 P: 8	R: 0 H: 0 E: 0 K: 2 S: 11	H: 0 LOB: 0 BB: 0 P: 15	R: 0 H: 0 E: 0 K: 2 S: 8	H: 0 LOB: 0 BB: 0 P: 14	R: 0 H: 1 E: 0 K: 0 S: 7	H: 1 LOB: 3 BB: 2 P: 12	R: 0 H: 1 E: 0 K: 1 S: 15	H: 1 LOB: 2 BB: 2 P: 28	R: 3 H: 2 E: 0 K: 2 S: 18	H: 2 LOB: 1 BB: 2 P: 30	1B: 6 2B: 1 3B: 0 HR: 0	SF: 0 SAC: 1 DP: 2 HBP: 0	WP: 0 PB: 0 SB: 0 CS: 0	PA: 39
PITCHER	IP WLS BF H R ER SO BB IBB HBP BLK WP HR S P ERA WHIP																					
38 Carlos Zambrano, R (1.1) ERA: 4.64	7.1 W 28 5 1 1 0 1 0 0 0 0 0 0 68 108 1.23 0.818																					
45 Sean Marshall, L (8.1) ERA: 2.51	0.1 S 3 0 0 0 0 2 0 0 0 0 0 0 7 17 0.00 6.000																					
49 Carlos Marmol, R (8.1) ERA: 3.36	1.1 S 8 2 3 3 3 0 0 0 1 0 0 0 21 33 20.25 3.000																					

Chicago Cubs @ Washington Nationals
 Nationals Park, Washington, DC
 Tue Aug 24 2010, 7:08 PM - 9:44 PM EDT
 Att: 18,250 - Cloudy - 72 F

AB	33
R	4
H	7
RBI	4
BB	5
SO	11
LOB	19



Batter	1	2	3	4	5	6	7	8	9	AB	R	H	RBI	BB	SO	LOB	TOP			
1 Kosuke Fukudome, L (1.9) OBP: 0.375, SLG: 0.434										2	0	0	0	2	0	2	Chicago Cubs @ Washington Nationals Nationals Park, Washington, DC Wed Aug 25 2010, 7:10 PM - 9:38 PM EDT Att: 18,344 - Partly Cloudy - 81 F			
13 Starlin Castro, R (1.6) OBP: 0.360, SLG: 0.440										4	1	1	1	0	1	4				
24 Marlon Byrd, R (1.8) OBP: 0.362, SLG: 0.449										4	0	0	0	0	1	2				
16 Aramis Ramirez, R (1.5) OBP: 0.300, SLG: 0.453										4	1	2	2	0	0	2				
6 Micah Hoffpauir, L (1.3) OBP: 0.083, SLG: 0.083										4	0	1	0	0	0	3				
12 Alfonso Soriano, R (1.7) OBP: 0.319, SLG: 0.515										4	1	1	1	0	0	1				
9 Blake DeWitt, L (1.4) OBP: 0.354, SLG: 0.391										4	0	0	0	0	0	0				
18 Geovany Soto, R (1.2) OBP: 0.400, SLG: 0.507										4	0	1	0	0	2	0				
46 Ryan Dempster, R (1.1) OBP: 0.163, SLG: 0.184										1	0	1	0	0	0	0				
21 Tyler Colvin, L (8, PH) OBP: 0.316, SLG: 0.513										0	1	0	0	0	0	0				
48 Andrew Cashner, R (8, 1) OBP: 0.319, SLG: 0.361										0	0	0	0	0	0	0				
22 Xavier Nady, R (8, PH) OBP: 0.319, SLG: 0.361										1	0	0	0	0	0	0				
49 Carlos Marmol, R (9, 1) OBP: 0.319, SLG: 0.361										0	0	0	0	0	0	0				
Inning Stats	R: 0 E: 1 K: 1 S: 11	H: 0 LOB: 2 BB: 1 P: 20	R: 0 E: 0 K: 0 S: 7	H: 0 LOB: 0 BB: 0 P: 12	R: 0 E: 0 K: 0 S: 6	H: 1 LOB: 0 BB: 0 P: 9	R: 0 E: 0 K: 0 S: 7	H: 1 LOB: 1 BB: 0 P: 16	R: 0 E: 0 K: 0 S: 7	H: 1 LOB: 2 BB: 1 P: 11	R: 0 E: 0 K: 1 S: 11	H: 0 LOB: 0 BB: 0 P: 10	R: 3 E: 0 K: 1 S: 16	H: 2 LOB: 0 BB: 1 P: 24	R: 1 E: 0 K: 1 S: 16	H: 1 LOB: 0 BB: 0 P: 19	1B: 4 2B: 1 3B: 0 HR: 2	SF: 0 SAC: 1 DP: 2 HBP: 0	WP: 0 PB: 0 SB: 1 CS: 1	PA: 36
PITCHER	IP WLS BF H R ER SO BB IBB HBP BLK WP HR S P ERA WHIP																			
21 Jason Marquis, R (1.1) ERA: 8.79	7.1 L 28 4 1 1 2 3 0 0 0 1 0 0 57 98 1.23 0.955																			
36 Tyler Clippard, R (8, 1) ERA: 3.22	0.2 4 2 2 2 1 0 0 0 0 0 0 1 14 17 27.00 3.000																			
17 Sean Burnett, L (9, 1) ERA: 2.93	0.1 2 1 1 1 0 0 0 0 0 0 0 1 9 12 27.00 3.000																			
22 Drew Storen, R (9, 1) ERA: 2.43	0.2 2 0 0 0 1 0 0 0 0 0 0 0 7 7 0.00 0.000																			

AB	32
R	4
H	7
RBI	4
BB	3
SO	4
LOB	14



Batter	1	2	3	4	5	6	7	8	9	AB	R	H	RBI	BB	SO	LOB	BOTTOM					
1 Nnyer Morgan, L (1.8) OBP: 0.316, SLG: 0.323										3	0	0	0	0	1	1	Chicago Cubs @ Washington Nationals Nationals Park, Washington, DC Wed Aug 25 2010, 7:10 PM - 9:38 PM EDT Att: 18,344 - Partly Cloudy - 81 F					
6 Ian Desmond, R (1.6) OBP: 0.314, SLG: 0.412										3	0	0	0	1	0	1						
11 Ryan Zimmerman, R (1.5) OBP: 0.387, SLG: 0.533										4	0	1	0	0	1	1						
44 Adam Dunn, L (1.3) OBP: 0.352, SLG: 0.541										4	0	0	0	0	3	1						
2 Roger Bernadina, L (1.7) OBP: 0.322, SLG: 0.412										3	0	0	0	0	2	0						
38 Michael Morse, R (1.9) OBP: 0.310, SLG: 0.475										3	0	0	0	0	1	0						
20 Adam Kennedy, L (1.4) OBP: 0.329, SLG: 0.346										3	0	1	0	0	1	0						
23 Wil Nieves, R (1.2) OBP: 0.235, SLG: 0.301										3	0	1	0	0	0	1						
21 Jason Marquis, L (1.1) OBP: 0.182, SLG: 0.273										1	0	1	0	0	0	0						
36 Tyler Clippard, R (8, 1) ERA: 3.42										0	0	0	0	0	0	0						
48 Andrew Cashner, R (8, 1) ERA: 6.21										1	0	0	0	0	1	1						
49 Carlos Marmol, R (9, 1) ERA: 3.3										0	0	0	0	0	0	0						
Inning Stats	R: 0 E: 0 K: 1 S: 6	H: 0 LOB: 0 BB: 1 P: 11	R: 0 E: 0 K: 1 S: 6	H: 0 LOB: 0 BB: 0 P: 7	R: 0 E: 0 K: 1 S: 12	H: 1 LOB: 1 BB: 0 P: 15	R: 0 E: 0 K: 2 S: 9	H: 0 LOB: 0 BB: 0 P: 13	R: 0 E: 0 K: 1 S: 11	H: 0 LOB: 1 BB: 0 P: 15	R: 0 E: 0 K: 0 S: 4	H: 1 LOB: 0 BB: 0 P: 5	R: 0 E: 0 K: 2 S: 9	H: 0 LOB: 0 BB: 0 P: 13	R: 0 E: 0 K: 2 S: 10	H: 1 LOB: 1 BB: 0 P: 13	R: 0 E: 0 K: 0 S: 8	H: 1 LOB: 1 BB: 0 P: 11	1B: 4 2B: 0 3B: 0 HR: 0	SF: 0 SAC: 2 DP: 1 HBP: 0	WP: 1 PB: 0 SB: 0 CS: 0	PA: 31
PITCHER	IP WLS BF H R ER SO BB IBB HBP BLK WP HR S P ERA WHIP																					
46 Ryan Dempster, R (1.1) ERA: 3.42	7.0 W 23 2 0 0 0 1 0 0 0 0 0 0 57 79 0.00 0.429																					
48 Andrew Cashner, R (8, 1) ERA: 6.21	1.0 H 4 1 0 0 2 0 0 0 0 1 0 0 10 13 0.00 1.000																					
49 Carlos Marmol, R (9, 1) ERA: 3.3	1.0 4 1 0 0 0 0 0 0 0 0 0 0 8 11 0.00 1.000																					

AB	28
R	0
H	4
RBI	0
BB	1
SO	10
LOB	6



Batter	1	2	3	4	5	6	7	8	9	10	11	12	13	AB	R	H	RBI	BB	SO	LOB	TOP																																																		
3 Felipe Lopez, S OBP: 0.326, SLG: 0.359 13 Brendan Ryan, R OBP: 0.285, SLG: 0.306														2	0	0	1	1	1	1	2																																																		
19 Jon Jay, L OBP: 0.352, SLG: 0.485														7	0	0	0	0	0	1	6																																																		
5 Albert Pujols, R OBP: 0.415, SLG: 0.605														4	3	2	1	3	1	0																																																			
7 Matt Holliday, R 43 Trevor Miller, R 26 Kyle Loney, R 50 Fernando Salas, R 50 Adam Weimwright, R 53 Blake Hawksworth, R														4	1	1	1	0	0	0	1																																																		
44 Randy Winn, S OBP: 0.330, SLG: 0.382														6	1	4	3	0	2	0																																																			
4 Yadier Molina, R OBP: 0.329, SLG: 0.337														5	2	1	0	0	0	4																																																			
55 Skip Schumaker, L OBP: 0.333, SLG: 0.341 31 Ryan Franklin, R														4	0	2	3	0	0	1																																																			
8 Allen Craig, R OBP: 0.297, SLG: 0.325 77 Pedro Feliz, R OBP: 0.256, SLG: 0.322														2	0	0	2	0	0	1																																																			
29 Chris Carpenter, R OBP: 0.136, SLG: 0.105 28 Colby Rasmus, L OBP: 0.353, SLG: 0.525 46 Kyle McClellan, R OBP: 0.300, SLG: 0.300 41 Mitchell Boggs, R														2	0	0	0	0	2	3																																																			
12 Aaron Miles, S OBP: 0.352, SLG: 0.367														1	0	0	0	0	1	0																																																			
Inning Stats	R: 0 E: 0 K: 0 S: 6	H: 0 LOB: 0 BB: 11 P: 11	R: 1 E: 0 K: 1 S: 12	H: 2 LOB: 1 BB: 0 P: 16	R: 0 E: 0 K: 2 S: 7	H: 0 LOB: 0 BB: 12 P: 12	R: 4 E: 0 K: 1 S: 17	H: 5 LOB: 2 BB: 0 P: 31	R: 0 E: 0 K: 1 S: 10	H: 0 LOB: 0 BB: 0 P: 15	R: 0 E: 0 K: 2 S: 10	H: 0 LOB: 0 BB: 0 P: 16	R: 0 E: 0 K: 1 S: 7	H: 0 LOB: 0 BB: 0 P: 9	R: 1 E: 0 K: 0 S: 6	H: 2 LOB: 1 BB: 0 P: 11	R: 4 E: 0 K: 1 S: 21	H: 4 LOB: 1 BB: 1 P: 34	R: 0 E: 0 K: 2 S: 7	H: 0 LOB: 0 BB: 0 P: 13	R: 0 E: 0 K: 0 S: 10	H: 1 LOB: 1 BB: 0 P: 14	R: 0 E: 0 K: 1 S: 10	H: 0 LOB: 2 BB: 2 P: 21	1B: 10 2B: 3 3B: 0 HR: 1	SF: 0 SAC: 0 DP: 2 HBP: 2	WP: 1 PB: 0 SB: 1 CS: 0	PA: 58																																											
PITCHER	IP 4.0	WLS 6	BF 20	H 7	R 5	ER 5	SO 4	BB 1	IBB 0	HBP 1	BLK 0	W/P 0	HR 1	S 42	P 7	ERA 11.25	WHIP 2.000	17 Sean Burnett, L ERA: 2.83	IP 1.2	WLS 5	BF 1	H 0	R 0	ER 0	SO 2	BB 0	IBB 0	HBP 0	BLK 0	W/P 0	HR 0	S 18	P 26	ERA 0.00	WHIP 0.600	43 Miguel Batista, R ERA: 4.09	IP 2.0	WLS 8	BF 1	H 0	R 0	ER 0	SO 1	BB 0	IBB 0	HBP 0	BLK 0	W/P 0	HR 0	S 17	P 31	ERA 0.00	WHIP 0.500	45 Doug Staten, L ERA: 2.86	IP 1.0	WLS 5	BF 0	H 0	R 0	ER 0	SO 0	BB 0	IBB 0	HBP 0	BLK 0	W/P 1	HR 0	S 9	P 21	ERA 0.00	WHIP 1.000

St. Louis Cardinals @ Washington Nationals
Nationals Park, Washington, DC
Thu Aug 26 2010, 7:05 PM - 11:41 PM EDT
Att. 22,317 - Clear - 85 F

AB 51
R 10
H 14
RBI 10
BB 5
SO 11
LOB 24



Batter	1	2	3	4	5	6	7	8	9	10	11	12	13	AB	R	H	RBI	BB	SO	LOB	BOTTOM																																	
20 Adam Kennedy, L OBP: 0.325, SLG: 0.346														6	1	1	1	0	1	2																																		
1 Nyjer Morgan, L OBP: 0.316, SLG: 0.322														5	2	1	0	0	0	2																																		
11 Ryan Zimmerman, R OBP: 0.387, SLG: 0.530														6	2	2	1	1	1	2																																		
44 Adam Dunn, L OBP: 0.351, SLG: 0.542 12 Alberto Gonzalez, R OBP: 0.311, SLG: 0.357														3	1	1	1	0	1	2																																		
6 Ian Desmond, R OBP: 0.318, SLG: 0.415														7	1	4	3	0	1	2																																		
2 Roger Bernadina, L OBP: 0.322, SLG: 0.420														6	2	2	2	0	2	4																																		
7 Ivan Rodriguez, R OBP: 0.293, SLG: 0.344														5	1	2	0	1	1	0																																		
22 Willie Harris, L OBP: 0.286, SLG: 0.328														4	0	1	2	2	1	1																																		
27 Jordan Zimmerman, R ERA: 3.9 21 Jason Marquis, L ERA: 2.93 46 Kyle McClellan, R ERA: 2.16 41 Mitchell Boggs, R ERA: 3.72 31 Ryan Franklin, R ERA: 3.51 43 Trevor Miller, L ERA: 3.9														1	0	0	0	0	0	0																																		
Inning Stats	R: 0 E: 0 K: 0 S: 9	H: 1 LOB: 1 BB: 0 P: 13	R: 0 E: 0 K: 1 S: 11	H: 2 LOB: 1 BB: 0 P: 16	R: 3 E: 1 K: 0 S: 18	H: 3 LOB: 1 BB: 0 P: 30	R: 0 E: 0 K: 0 S: 5	H: 0 LOB: 0 BB: 0 P: 6	R: 1 E: 0 K: 0 S: 9	H: 2 LOB: 1 BB: 0 P: 15	R: 2 E: 0 K: 2 S: 15	H: 2 LOB: 2 BB: 0 P: 31	R: 0 E: 0 K: 1 S: 9	H: 0 LOB: 0 BB: 0 P: 13	R: 2 E: 0 K: 2 S: 18	H: 2 LOB: 0 BB: 0 P: 19	R: 0 E: 0 K: 1 S: 10	H: 0 LOB: 0 BB: 0 P: 16	R: 0 E: 0 K: 2 S: 12	H: 0 LOB: 2 BB: 2 P: 22	R: 0 E: 0 K: 1 S: 10	H: 0 LOB: 0 BB: 0 P: 14	R: 0 E: 0 K: 1 S: 12	H: 0 LOB: 2 BB: 2 P: 22	1B: 13 2B: 3 3B: 0 HR: 1	SF: 3 SAC: 1 DP: 1 HBP: 1	WP: 0 PB: 0 SB: 0 CS: 1	PA: 59																										
PITCHER	IP 6.0	WLS 29	BF 10	H 6	R 3	ER 3	SO 1	BB 1	IBB 0	HBP 0	BLK 0	W/P 0	HR 0	S 61	P 93	ERA 4.50	WHIP 1.833	59 Fernando Salas, R ERA: 2.08	IP 2.0	WLS 8	BF 0	H 0	R 0	ER 0	SO 2	BB 0	IBB 0	HBP 0	BLK 0	W/P 0	HR 0	S 22	P 38	ERA 0.00	WHIP 1.000	53 Blake Hawksworth, R ERA: 5.28	IP 0.1	L	4	2	1	1	1	0	0	0	1	0	0	0	5	7	27.00	6.000

St. Louis Cardinals @ Washington Nationals
Nationals Park, Washington, DC
Thu Aug 26 2010, 7:05 PM - 11:41 PM EDT
Att. 22,317 - Clear - 85 F

AB 49
R 11
H 16
RBI 11
BB 5
SO 9
LOB 17



Batter	1	2	3	4	5	6	7	8	9	AB	R	H	RBI	BB	SO	LOB	TOP
8 Alan Craig, R OBP: 0.250, SLG: 0.313										3	1	0	0	1	2	3	St. Louis Cardinals @ Washington Nationals Nationals Park, Washington, DC Fri Aug 27 2010, 7:10 PM - 10:15 PM EDT Att: 22,871 - Partly Cloudy - 83 F
46 Kyle McClellan, R OBP: 0.500, SLG: 0.500										0	0	0	0	0	0	0	
31 Ryan Franklin, R OBP: 0.375, SLG: 0.500										0	0	0	0	0	0	0	
19 Jon Jay, L OBP: 0.389, SLG: 0.480										4	0	1	1	0	0	0	
5 Albert Pujols, R OBP: 0.414, SLG: 0.608										4	1	1	1	0	1	2	
7 Matt Holliday, R OBP: 0.373, SLG: 0.525										4	1	2	2	0	0	0	
3 Felipe Lopez, S OBP: 0.324, SLG: 0.355										3	0	0	0	0	2	1	
41 Mitchell Boggs, R OBP: 0.324, SLG: 0.355										0	0	0	0	0	0	0	
43 Trevor Miller, R OBP: 0.324, SLG: 0.355										0	0	0	0	0	0	0	
44 Randy Winn, S OBP: 0.328, SLG: 0.380										1	0	0	0	0	0	0	
77 Pedro Feliz, R OBP: 0.256, SLG: 0.321										4	0	1	0	0	1	0	
16 Bryan Anderson, L OBP: 0.375, SLG: 0.400										3	0	1	0	0	0	0	
13 Brendan Ryan, R OBP: 0.282, SLG: 0.302										4	0	0	0	0	1	3	
54 Jaime Garcia, L OBP: 0.196, SLG: 0.163										2	1	0	0	0	0	2	
12 Aaron Miles, S OBP: 0.358, SLG: 0.374										1	0	1	0	0	0	0	
Inning Stats	R: 1 H: 1 E: 0 K: 1 S: 13	H: 1 R: 0 ER: 0 LOB: 0 BB: 0 P: 21	R: 2 H: 2 E: 0 K: 1 S: 15	H: 2 R: 0 ER: 0 LOB: 2 BB: 0 P: 20	R: 0 H: 0 E: 0 K: 1 S: 9	H: 0 R: 0 ER: 0 LOB: 0 BB: 0 P: 15	R: 0 H: 0 E: 0 K: 1 S: 7	H: 1 R: 0 ER: 0 LOB: 0 BB: 0 P: 12	R: 1 H: 1 E: 0 K: 0 S: 8	H: 1 R: 0 ER: 0 LOB: 0 BB: 0 P: 15	R: 0 H: 0 E: 0 K: 1 S: 9	H: 0 R: 0 ER: 0 LOB: 0 BB: 0 P: 14	1B: 5 2B: 0 3B: 0 HR: 2	SF: 0 SAC: 0 DP: 1 HBP: 1	WP: 0 PB: 0 SB: 0 CS: 1	PA: 35	
PITCHER	IP: 6.0 WLS: L BF: 25 ERA: 4.91	H: 5 R: 3 ER: 1 LOB: 1 BB: 0 P: 16	H: 5 R: 3 ER: 1 LOB: 1 BB: 0 P: 16	H: 5 R: 3 ER: 1 LOB: 1 BB: 0 P: 16	H: 5 R: 3 ER: 1 LOB: 1 BB: 0 P: 16	H: 5 R: 3 ER: 1 LOB: 1 BB: 0 P: 16	H: 5 R: 3 ER: 1 LOB: 1 BB: 0 P: 16	H: 5 R: 3 ER: 1 LOB: 1 BB: 0 P: 16	H: 5 R: 3 ER: 1 LOB: 1 BB: 0 P: 16	H: 5 R: 3 ER: 1 LOB: 1 BB: 0 P: 16	H: 5 R: 3 ER: 1 LOB: 1 BB: 0 P: 16	H: 5 R: 3 ER: 1 LOB: 1 BB: 0 P: 16	H: 5 R: 3 ER: 1 LOB: 1 BB: 0 P: 16	H: 5 R: 3 ER: 1 LOB: 1 BB: 0 P: 16	H: 5 R: 3 ER: 1 LOB: 1 BB: 0 P: 16	H: 5 R: 3 ER: 1 LOB: 1 BB: 0 P: 16	H: 5 R: 3 ER: 1 LOB: 1 BB: 0 P: 16
19 Scott Olsen, L ERA: 4.91	IP: 6.0 WLS: L BF: 25 ERA: 4.91	H: 5 R: 3 ER: 1 LOB: 1 BB: 0 P: 16	H: 5 R: 3 ER: 1 LOB: 1 BB: 0 P: 16	H: 5 R: 3 ER: 1 LOB: 1 BB: 0 P: 16	H: 5 R: 3 ER: 1 LOB: 1 BB: 0 P: 16	H: 5 R: 3 ER: 1 LOB: 1 BB: 0 P: 16	H: 5 R: 3 ER: 1 LOB: 1 BB: 0 P: 16	H: 5 R: 3 ER: 1 LOB: 1 BB: 0 P: 16	H: 5 R: 3 ER: 1 LOB: 1 BB: 0 P: 16	H: 5 R: 3 ER: 1 LOB: 1 BB: 0 P: 16	H: 5 R: 3 ER: 1 LOB: 1 BB: 0 P: 16	H: 5 R: 3 ER: 1 LOB: 1 BB: 0 P: 16	H: 5 R: 3 ER: 1 LOB: 1 BB: 0 P: 16	H: 5 R: 3 ER: 1 LOB: 1 BB: 0 P: 16	H: 5 R: 3 ER: 1 LOB: 1 BB: 0 P: 16	H: 5 R: 3 ER: 1 LOB: 1 BB: 0 P: 16	
43 Miguel Batista, R ERA: 4.11	IP: 2.0 WLS: 7 BF: 2 ERA: 4.11	H: 2 R: 1 ER: 1 LOB: 1 BB: 0 P: 16	H: 2 R: 1 ER: 1 LOB: 1 BB: 0 P: 16	H: 2 R: 1 ER: 1 LOB: 1 BB: 0 P: 16	H: 2 R: 1 ER: 1 LOB: 1 BB: 0 P: 16	H: 2 R: 1 ER: 1 LOB: 1 BB: 0 P: 16	H: 2 R: 1 ER: 1 LOB: 1 BB: 0 P: 16	H: 2 R: 1 ER: 1 LOB: 1 BB: 0 P: 16	H: 2 R: 1 ER: 1 LOB: 1 BB: 0 P: 16	H: 2 R: 1 ER: 1 LOB: 1 BB: 0 P: 16	H: 2 R: 1 ER: 1 LOB: 1 BB: 0 P: 16	H: 2 R: 1 ER: 1 LOB: 1 BB: 0 P: 16	H: 2 R: 1 ER: 1 LOB: 1 BB: 0 P: 16	H: 2 R: 1 ER: 1 LOB: 1 BB: 0 P: 16	H: 2 R: 1 ER: 1 LOB: 1 BB: 0 P: 16	H: 2 R: 1 ER: 1 LOB: 1 BB: 0 P: 16	
36 Tyler Clippard, R ERA: 3.28	IP: 1.0 WLS: 3 BF: 0 ERA: 3.28	H: 0 R: 0 ER: 0 LOB: 0 BB: 0 P: 16	H: 0 R: 0 ER: 0 LOB: 0 BB: 0 P: 16	H: 0 R: 0 ER: 0 LOB: 0 BB: 0 P: 16	H: 0 R: 0 ER: 0 LOB: 0 BB: 0 P: 16	H: 0 R: 0 ER: 0 LOB: 0 BB: 0 P: 16	H: 0 R: 0 ER: 0 LOB: 0 BB: 0 P: 16	H: 0 R: 0 ER: 0 LOB: 0 BB: 0 P: 16	H: 0 R: 0 ER: 0 LOB: 0 BB: 0 P: 16	H: 0 R: 0 ER: 0 LOB: 0 BB: 0 P: 16	H: 0 R: 0 ER: 0 LOB: 0 BB: 0 P: 16	H: 0 R: 0 ER: 0 LOB: 0 BB: 0 P: 16	H: 0 R: 0 ER: 0 LOB: 0 BB: 0 P: 16	H: 0 R: 0 ER: 0 LOB: 0 BB: 0 P: 16	H: 0 R: 0 ER: 0 LOB: 0 BB: 0 P: 16	H: 0 R: 0 ER: 0 LOB: 0 BB: 0 P: 16	

Batter	1	2	3	4	5	6	7	8	9	AB	R	H	RBI	BB	SO	LOB	BOTTOM
12 Alberto Gonzalez, R OBP: 0.311, SLG: 0.357										3	0	1	0	0	1	0	St. Louis Cardinals @ Washington Nationals Nationals Park, Washington, DC Fri Aug 27 2010, 7:10 PM - 10:15 PM EDT Att: 22,871 - Partly Cloudy - 83 F
20 Adam Kennedy, L OBP: 0.323, SLG: 0.344										2	0	0	0	0	3	3	
6 Ian Desmond, R OBP: 0.321, SLG: 0.419										5	1	3	0	0	0	3	
11 Ryan Zimmerman, R OBP: 0.387, SLG: 0.528										4	0	1	0	1	0	3	
44 Adam Dunn, L OBP: 0.350, SLG: 0.537										4	0	0	0	1	2	3	
38 Michael Morse, R OBP: 0.316, SLG: 0.494										4	0	2	0	1	1	3	
2 Roger Bernadina, L OBP: 0.323, SLG: 0.418										4	0	1	0	1	1	4	
7 Ivan Rodriguez, R OBP: 0.292, SLG: 0.341										5	0	1	0	0	1	4	
30 Justin Maxwell, R OBP: 0.300, SLG: 0.226										2	0	1	0	1	1	0	
1 Nyjer Morgan, L OBP: 0.316, SLG: 0.323										1	0	1	0	0	0	0	
19 Scott Olsen, L OBP: 0.087, SLG: 0.087										2	0	0	0	0	2	3	
32 Kevin Mench, R OBP: 0.143, SLG: 0.077										0	0	0	0	1	0	0	
43 Miguel Batista, R OBP: 0.125, SLG: 0.125										0	0	0	0	0	0	0	
22 Willie Harris, L OBP: 0.289, SLG: 0.348										1	1	1	1	0	0	0	
36 Tyler Clippard, R OBP: 0.300, SLG: 0.500										0	0	0	0	0	0	0	
Inning Stats	R: 0 H: 0 E: 0 K: 1 S: 7	H: 2 R: 0 ER: 0 LOB: 3 BB: 1 P: 21	R: 0 H: 2 E: 0 K: 1 S: 10	H: 2 R: 0 ER: 0 LOB: 3 BB: 2 P: 22	R: 0 H: 0 E: 0 K: 2 S: 8	H: 0 R: 0 ER: 0 LOB: 0 BB: 0 P: 12	R: 0 H: 2 E: 0 K: 0 S: 16	H: 2 R: 0 ER: 0 LOB: 1 BB: 1 P: 24	R: 0 H: 0 E: 0 K: 1 S: 8	H: 0 R: 0 ER: 0 LOB: 1 BB: 1 P: 16	R: 1 H: 2 E: 0 K: 0 S: 9	H: 2 R: 0 ER: 0 LOB: 2 BB: 1 P: 21	1B: 8 2B: 2 3B: 1 HR: 1	SF: 0 SAC: 0 DP: 1 HBP: 0	WP: 1 PB: 0 SB: 2 CS: 1	PA: 43	
PITCHER	IP: 5.1 WLS: W BF: 27 ERA: 2.33	H: 8 R: 0 ER: 0 LOB: 3 BB: 1 P: 21	H: 8 R: 0 ER: 0 LOB: 3 BB: 1 P: 21	H: 8 R: 0 ER: 0 LOB: 3 BB: 1 P: 21	H: 8 R: 0 ER: 0 LOB: 3 BB: 1 P: 21	H: 8 R: 0 ER: 0 LOB: 3 BB: 1 P: 21	H: 8 R: 0 ER: 0 LOB: 3 BB: 1 P: 21	H: 8 R: 0 ER: 0 LOB: 3 BB: 1 P: 21	H: 8 R: 0 ER: 0 LOB: 3 BB: 1 P: 21	H: 8 R: 0 ER: 0 LOB: 3 BB: 1 P: 21	H: 8 R: 0 ER: 0 LOB: 3 BB: 1 P: 21	H: 8 R: 0 ER: 0 LOB: 3 BB: 1 P: 21	H: 8 R: 0 ER: 0 LOB: 3 BB: 1 P: 21	H: 8 R: 0 ER: 0 LOB: 3 BB: 1 P: 21	H: 8 R: 0 ER: 0 LOB: 3 BB: 1 P: 21	H: 8 R: 0 ER: 0 LOB: 3 BB: 1 P: 21	
54 Jaime Garcia, L ERA: 2.33	IP: 5.1 WLS: W BF: 27 ERA: 2.33	H: 8 R: 0 ER: 0 LOB: 3 BB: 1 P: 21	H: 8 R: 0 ER: 0 LOB: 3 BB: 1 P: 21	H: 8 R: 0 ER: 0 LOB: 3 BB: 1 P: 21	H: 8 R: 0 ER: 0 LOB: 3 BB: 1 P: 21	H: 8 R: 0 ER: 0 LOB: 3 BB: 1 P: 21	H: 8 R: 0 ER: 0 LOB: 3 BB: 1 P: 21	H: 8 R: 0 ER: 0 LOB: 3 BB: 1 P: 21	H: 8 R: 0 ER: 0 LOB: 3 BB: 1 P: 21	H: 8 R: 0 ER: 0 LOB: 3 BB: 1 P: 21	H: 8 R: 0 ER: 0 LOB: 3 BB: 1 P: 21	H: 8 R: 0 ER: 0 LOB: 3 BB: 1 P: 21	H: 8 R: 0 ER: 0 LOB: 3 BB: 1 P: 21	H: 8 R: 0 ER: 0 LOB: 3 BB: 1 P: 21	H: 8 R: 0 ER: 0 LOB: 3 BB: 1 P: 21	H: 8 R: 0 ER: 0 LOB: 3 BB: 1 P: 21	
41 Mitchell Boggs, R ERA: 3.67	IP: 0.2 WLS: H BF: 3 ERA: 3.67	H: 0 R: 0 ER: 0 LOB: 0 BB: 0 P: 21	H: 0 R: 0 ER: 0 LOB: 0 BB: 0 P: 21	H: 0 R: 0 ER: 0 LOB: 0 BB: 0 P: 21	H: 0 R: 0 ER: 0 LOB: 0 BB: 0 P: 21	H: 0 R: 0 ER: 0 LOB: 0 BB: 0 P: 21	H: 0 R: 0 ER: 0 LOB: 0 BB: 0 P: 21	H: 0 R: 0 ER: 0 LOB: 0 BB: 0 P: 21	H: 0 R: 0 ER: 0 LOB: 0 BB: 0 P: 21	H: 0 R: 0 ER: 0 LOB: 0 BB: 0 P: 21	H: 0 R: 0 ER: 0 LOB: 0 BB: 0 P: 21	H: 0 R: 0 ER: 0 LOB: 0 BB: 0 P: 21	H: 0 R: 0 ER: 0 LOB: 0 BB: 0 P: 21	H: 0 R: 0 ER: 0 LOB: 0 BB: 0 P: 21	H: 0 R: 0 ER: 0 LOB: 0 BB: 0 P: 21	H: 0 R: 0 ER: 0 LOB: 0 BB: 0 P: 21	
43 Trevor Miller, L ERA: 3.77	IP: 1.0 WLS:																

Batter	1	2	3	4	5	6	7	8	9	AB	R	H	RBI	BB	SO	LOB	TOP								
55 Skip Schumaker, L (1,9) OBP: 0.335, SLG: 0.347										3	1	2	0	0	0	1	St. Louis Cardinals @ Washington Nationals Nationals Park, Washington, DC Sat Aug 28 2010, 7:06 PM - 9:53 PM EDT Att: 30,688 - Clear - 82 F								
8 Allen Craig, R (7,PH) OBP: 0.258, SLG: 0.313										4	0	1	1	0	0	4									
48 Mike MacDougal, S (7,1)										3	1	1	1	1	1	3									
59 Fernando Salas, R (8,1)										4	0	1	0	0	0	4									
3 Felipe Lopez, S (1,4) OBP: 0.323, SLG: 0.357										4	1	1	2	0	0	1									
5 Albert Pujols, R (1,3) OBP: 0.415, SLG: 0.609										4	0	0	0	0	1	1									
7 Matt Holliday, R (1,7) OBP: 0.372, SLG: 0.523										4	0	0	0	0	1	0									
19 Jon Jay, L (1,8) OBP: 0.386, SLG: 0.490										4	1	1	0	0	0	0									
77 Pedro Feliz, R (1,5) OBP: 0.372, SLG: 0.317										2	1	1	1	0	0	0									
16 Bryan Anderson, L (1,2) OBP: 0.300, SLG: 0.316										2	0	1	0	0	0	0									
13 Brendan Ryan, R (1,6) OBP: 0.282, SLG: 0.302										2	0	1	0	0	0	0									
26 Kyle Lohse, R (1,1) OBP: 0.208, SLG: 0.292										2	0	1	0	0	0	0									
53 Blake Hawksworth, R (6,1)										2	0	1	0	0	0	0									
44 Randy Winn, S (7,PH) OBP: 0.330, SLG: 0.381										2	0	1	0	0	0	0									
Inning Stats	R: 3 E: 0 K: 0 S: 12	H: 3 LOB: 0 BB: 0 P: 19	R: 0 E: 0 K: 0 S: 8	H: 0 LOB: 0 BB: 0 P: 11	R: 0 E: 0 K: 1 S: 9	H: 1 LOB: 1 BB: 0 P: 12	R: 0 E: 0 K: 1 S: 7	H: 0 LOB: 0 BB: 0 P: 9	R: 2 E: 0 K: 0 S: 10	H: 3 LOB: 1 BB: 1 P: 17	R: 0 E: 0 K: 0 S: 6	H: 0 LOB: 0 BB: 0 P: 9	R: 0 E: 0 K: 0 S: 13	H: 1 LOB: 2 BB: 1 P: 23	R: 0 E: 0 K: 0 S: 5	H: 1 LOB: 0 BB: 0 P: 10	R: 0 E: 0 K: 1 S: 6	H: 0 LOB: 0 BB: 0 P: 8	1B: 4 2B: 4 3B: 0 HR: 1	SF: 0 SAC: 0 DP: 1 HBP: 0	WP: 0 PB: 0 SB: 0 CS: 0	PA: 37			
PITCHER	IP WLS BF H R ER SO BB IBB HBP BLK WP HR S P ERA WHIP	6.1 W 27 8 5 5 2 0 1 0 0 0 1 58 86 7.11 1.263	1.2 H 6 1 0 0 0 1 0 0 0 0 0 12 24 0.00 1.200	1.0 3 0 0 0 1 0 0 0 0 0 0 0 6 8 0.00 0.000	PITCHER										IP WLS BF H R ER SO BB IBB HBP BLK WP HR S P ERA WHIP										
61 Livan Hernandez, R (1,1) ERA: 3.49																									
17 Sean Burnett, L (7,1) ERA: 2.74																									
62 Joel Peralta, R (9,1) ERA: 2.5																									

AB 34
R 5
H 9
RBI 5
BB 2
SO 3
LOB 14



Batter	1	2	3	4	5	6	7	8	9	AB	R	H	RBI	BB	SO	LOB	BOTTOM								
20 Adam Kennedy, L (1,4) OBP: 0.324, SLG: 0.345										5	2	2	1	0	0	0	St. Louis Cardinals @ Washington Nationals Nationals Park, Washington, DC Sat Aug 28 2010, 7:06 PM - 9:53 PM EDT Att: 30,688 - Clear - 82 F								
6 Ian Desmond, R (1,6) OBP: 0.317, SLG: 0.414										5	0	0	0	0	1	3									
2 Roger Bernadina, L (1,7) OBP: 0.324, SLG: 0.427										5	2	2	2	0	1	2									
11 Ryan Zimmerman, R (1,5) OBP: 0.387, SLG: 0.526										5	2	2	1	0	0	1									
44 Adam Dunn, L (1,3) OBP: 0.353, SLG: 0.547										3	2	2	5	1	0	0									
30 Justin Maxwell, R (8,PR) OBP: 0.300, SLG: 0.226										4	2	4	1	0	0	0									
38 Michael Morse, R (1,9) OBP: 0.331, SLG: 0.518										4	1	2	2	0	0	1									
7 Ivan Rodriguez, R (1,2) OBP: 0.294, SLG: 0.343										3	0	0	0	0	1	1									
1 Nyjer Morgan, L (1,8) OBP: 0.316, SLG: 0.321										3	1	1	0	0	0	0									
61 Livan Hernandez, R (1,1) ERA: 7.12																									
17 Sean Burnett, L (7,1) ERA: 5.2																									
22 Willie Harris, L (6,PH) OBP: 0.292, SLG: 0.357																									
62 Joel Peralta, R (9,1) ERA: 2.04																									
Inning Stats	R: 0 E: 0 K: 0 S: 7	H: 0 LOB: 0 BB: 0 P: 11	R: 1 E: 0 K: 1 S: 14	H: 2 LOB: 1 BB: 0 P: 16	R: 4 E: 0 K: 1 S: 15	H: 5 LOB: 1 BB: 0 P: 24	R: 0 E: 0 K: 0 S: 10	H: 0 LOB: 0 BB: 0 P: 12	R: 3 E: 0 K: 0 S: 11	H: 4 LOB: 1 BB: 0 P: 16	R: 0 E: 0 K: 0 S: 8	H: 0 LOB: 0 BB: 0 P: 11	R: 0 E: 0 K: 1 S: 8	H: 0 LOB: 0 BB: 0 P: 13	R: 6 E: 1 K: 0 S: 16	H: 5 LOB: 1 BB: 1 P: 30	1B: 10 2B: 4 3B: 0 HR: 2	SF: 0 SAC: 1 DP: 0 HBP: 0	WP: 0 PB: 0 SB: 0 CS: 0	PA: 40					
PITCHER	IP WLS BF H R ER SO BB IBB HBP BLK WP HR S P ERA WHIP	5.0 L 25 11 8 8 2 0 0 0 0 0 1 79 14.40 2.200	1.0 3 0 0 0 0 0 0 0 0 0 0 0 8 11 0.00 0.000	1.2 11 5 6 6 1 1 0 0 0 0 0 1 21 39 32.40 3.600	0.1 1 0 0 0 0 0 0 0 0 0 0 0 3 4 0.00 0.000	PITCHER										IP WLS BF H R ER SO BB IBB HBP BLK WP HR S P ERA WHIP									

AB 38
R 14
H 16
RBI 14
BB 1
SO 3
LOB 8



Batter	1	2	3	4	5	6	7	8	9	AB	R	H	RBI	BB	SO	LOB	TOP					
20 Adam Kennedy, L OBP: 0.324, SLG: 0.343										5	0	1	0	0	0	1	<p>Washington Nationals @ Florida Marlins</p> <p>Sun Life Stadium, Miami, FL</p> <p>Mon Aug 30 2010, 10:03 PM - 1:04 AM EDT</p> <p>Att: 18,326 - Partly Cloudy - 78 F</p>					
12 Alberto Gonzalez, R OBP: 0.307, SLG: 0.351										5	1	1	0	0	0	2						
2 Roger Bernadina, L OBP: 0.330, SLG: 0.438										4	3	2	0	1	0	0						
11 Ryan Zimmerman, R (1,5) OBP: 0.387, SLG: 0.528										4	3	2	3	1	0	1						
44 Adam Dunn, L OBP: 0.358, SLG: 0.556										4	1	2	4	1	1	0						
35 Craig Stammen, R OBP: 0.256, SLG: 0.324										0	0	0	0	0	0	0						
38 Michael Morse, R OBP: 0.341, SLG: 0.543										3	0	2	0	0	0	1						
62 Joel Peralta, R										1	0	0	0	0	1	0						
36 Tyler Clippard, R OBP: 0.500, SLG: 0.590										0	0	0	0	0	0	0						
6 Ian Desmond, R (9,PH) OBP: 0.316, SLG: 0.413										5	0	1	0	0	2	4						
7 Ivan Rodriguez, R OBP: 0.293, SLG: 0.341										3	0	0	0	1	1	2						
1 Nyjer Morgan, L OBP: 0.315, SLG: 0.319										2	0	0	0	0	0	3						
21 Jason Marquis, L OBP: 0.143, SLG: 0.214										2	1	0	0	0	0	1						
30 Justin Maxwell, R OBP: 0.293, SLG: 0.219										2	1	0	0	0	0	1						
Inning Stats	R: 0 E: 0 K: 0 S: 15	H: 0 LOB: 0 BB: 0 P: 20	R: 1 E: 0 K: 0 S: 11	H: 2 LOB: 2 BB: 1 P: 15	R: 3 E: 0 K: 1 S: 15	H: 4 LOB: 1 BB: 0 P: 20	R: 0 E: 1 K: 0 S: 5	H: 0 LOB: 0 BB: 0 P: 7	R: 0 E: 0 K: 0 S: 6	H: 0 LOB: 0 BB: 0 P: 10	R: 0 E: 0 K: 1 S: 8	H: 1 LOB: 1 BB: 0 P: 14	R: 4 E: 1 K: 1 S: 16	H: 1 LOB: 0 BB: 2 P: 35	R: 0 E: 0 K: 1 S: 12	H: 2 LOB: 2 BB: 0 P: 15	R: 1 E: 0 K: 1 S: 8	H: 1 LOB: 1 BB: 1 P: 17	1B: 5 2B: 3 3B: 1 HR: 2	SF: 1 SAC: 0 DP: 1 HBP: 0	WP: 5 PB: 0 SB: 1 CS: 0	PA: 43
PITCHER	IP: 5.2 WLS: L BF: 25	H: 7 R: 4 ER: 4 SO: 2	BB: 0 IBB: 1 HBP: 0 BLK: 0	WP: 0 HR: 1 S: 57 P: 81	ERA: 6.35 WHIP: 1.235	PITCHER										IP: 5.2 WLS: L BF: 25	H: 7 R: 4 ER: 4 SO: 2	BB: 0 IBB: 1 HBP: 0 BLK: 0	WP: 0 HR: 1 S: 57 P: 81	ERA: 6.35 WHIP: 1.235		
59 Alex Sanabia, R ERA: 3.98	(1,1)	5.2	L	25	7	4	4	2	0	1	0	0	0	0	1	0	3	5	0.00	0.000		
13 Will Ohman, L ERA: 3.32	(6,1)	0.1		1	0	0	0	0	0	0	0	0	0	1	0	3	5	0.00	0.000			
44 Brian Sanches, R ERA: 2.77	(7,1)	1.0		7	1	4	0	1	2	0	0	0	0	2	1	16	35	0.00	3.000			
31 Burke Badenhop, R ERA: 3.91	(8,1)	1.0		5	2	0	0	1	0	0	0	0	0	0	0	12	15	0.00	2.000			
23 Andrew Miller, L ERA: 4.5	(9,1)	1.0		5	1	1	1	1	0	0	1	0	0	0	0	8	17	9.00	1.000			

Washington Nationals @ Florida Marlins

Sun Life Stadium, Miami, FL

Mon Aug 30 2010, 10:03 PM - 1:04 AM EDT

Att: 18,326 - Partly Cloudy - 78 F

AB 38
R 9
H 11
RBI 8
BB 4
SO 5
LOB 15

Batter	1	2	3	4	5	6	7	8	9	AB	R	H	RBI	BB	SO	LOB	BOTTOM					
1 Emilio Bonifacio, S OBP: 0.312, SLG: 0.341										5	0	2	0	0	2	1	<p>Washington Nationals @ Florida Marlins</p> <p>Sun Life Stadium, Miami, FL</p> <p>Mon Aug 30 2010, 10:03 PM - 1:04 AM EDT</p> <p>Att: 18,326 - Partly Cloudy - 78 F</p>					
20 Logan Morrison, L OBP: 0.400, SLG: 0.420										3	0	0	0	2	2	1						
2 Hanley Ramirez, R OBP: 0.375, SLG: 0.476										3	1	1	1	1	1	2						
15 Gaby Sanchez, R OBP: 0.350, SLG: 0.470										4	0	0	0	0	1	5						
3 Chad Tracy, L OBP: 0.313, SLG: 0.311										4	0	1	0	0	1	0						
27 Giancarlo Stanton, R OBP: 0.310, SLG: 0.462										3	0	1	0	0	0	1						
24 Cameron Maybin, R (1,8) OBP: 0.295, SLG: 0.359										4	1	2	0	0	1	2						
9 Brett Hayes, R OBP: 0.275, SLG: 0.405										4	1	1	2	0	1	2						
59 Alex Sanabia, R	(1,1)	5.2	W	26	7	3	3	1	0	0	0	0	0	0	0	0						
13 Will Ohman, L	(6,1)	1.1	H	4	0	0	0	0	3	0	0	0	0	0	0	0						
22 Donnie Murphy, R	(6,PH)	1.0		4	1	0	0	3	0	0	0	0	0	0	0	0						
44 Brian Sanches, R	(7,1)	1.0		5	2	0	0	1	0	0	0	0	0	0	0	0						
31 Burke Badenhop, R	(8,1)	1.0		5	1	1	1	1	0	0	1	0	0	0	0	0						
23 Andrew Miller, L	(9,1)	1.0		5	1	1	1	1	0	0	1	0	0	0	0	0						
18 Wes Helms, R OBP: 0.255, SLG: 0.305	(9,PH)	1.0		5	1	1	1	1	0	0	1	0	0	0	0	0						
Inning Stats	R: 1 E: 0 K: 1 S: 10	H: 1 LOB: 0 BB: 0 P: 15	R: 0 E: 0 K: 0 S: 6	H: 1 LOB: 0 BB: 0 P: 12	R: 0 E: 0 K: 0 S: 11	H: 1 LOB: 3 BB: 2 P: 24	R: 0 E: 0 K: 0 S: 6	H: 1 LOB: 1 BB: 0 P: 10	R: 0 E: 0 K: 0 S: 12	H: 1 LOB: 2 BB: 1 P: 21	R: 2 E: 0 K: 1 S: 11	H: 2 LOB: 0 BB: 0 P: 16	R: 0 E: 0 K: 2 S: 11	H: 0 LOB: 0 BB: 0 P: 18	R: 0 E: 0 K: 3 S: 17	H: 1 LOB: 1 BB: 0 P: 28	R: 0 E: 0 K: 3 S: 11	H: 0 LOB: 1 BB: 1 P: 19	1B: 5 2B: 1 3B: 0 HR: 2	SF: 0 SAC: 0 DP: 2 HBP: 1	WP: 0 PB: 0 SB: 1 CS: 0	PA: 38
PITCHER	IP: 5.2 WLS: H BF: 26	H: 7 R: 3 ER: 3 SO: 3	BB: 3 IBB: 0 HBP: 0 BLK: 0	WP: 0 HR: 2 S: 52 P: 92	ERA: 4.76 WHIP: 1.765	PITCHER										IP: 5.2 WLS: H BF: 26	H: 7 R: 3 ER: 3 SO: 3	BB: 3 IBB: 0 HBP: 0 BLK: 0	WP: 0 HR: 2 S: 52 P: 92	ERA: 4.76 WHIP: 1.765		
21 Jason Marquis, R ERA: 8.13	(1,1)	5.2	W	26	7	3	3	1	0	0	0	0	0	0	0	0						
62 Joel Peralta, R ERA: 2.41	(6,1)	1.1	H	4	0	0	0	0	3	0	0	0	0	0	0	0						
36 Tyler Clippard, R ERA: 3.24	(8,1)	1.0		4	1	0	0	3	0	0	0	0	0	0	0	0						
35 Craig Stammen, R ERA: 5.05	(9,1)	1.0		4	0	0	0	3	1	0	0	0	0	0	0	0						

Washington Nationals @ Florida Marlins

Sun Life Stadium, Miami, FL

Mon Aug 30 2010, 10:03 PM - 1:04 AM EDT

Att: 18,326 - Partly Cloudy - 78 F

AB 33
R 3
H 8
RBI 3
BB 4
SO 10
LOB 14

Batter	1	2	3	4	5	6	7	8	9	AB	R	H	RBI	BB	SO	LOB	TOP			
1 Niyer Morgan, L OBP: 0.315, SLG: 0.316	G3-1		P5	2H 1B		6 2B 11 FC4-2 1B		F7		5	0	2	1	0	0	1	Washington Nationals @ Pittsburgh Pirates PNC Park, Pittsburgh, PA Sat Sep 04 2010, 7:08 PM - 10:02 PM EDT Att: 30,263 - Cloudy - 68 F			
6 Ian Desmond, R OBP: 0.323, SLG: 0.424	K		G1-3	1 SAFE 1B		11 FC6-4 1B		11 G1-3 1B		5	1	3	1	0	1					
11 Ryan Zimmerman, R (1.5) OBP: 0.386, SLG: 0.523								G1-3		4	1	1	0	1	0	5				
38 Michael Morse, R (1.3) OBP: 0.345, SLG: 0.524	K									4	2	2	1	1	1	3				
2 Roger Bernadina, L (1.7) OBP: 0.320, SLG: 0.423	K									5	1	1	0	0	2	4				
7 Ivan Rodriguez, R (1.2) OBP: 0.291, SLG: 0.346	G6-3									5	2	3	4	0	0	0				
8 Danny Espinosa, S (1.4) OBP: 0.355, SLG: 0.909	G5-3									5	1	2	1	0	0	0				
30 Justin Maxwell, R (1.9) OBP: 0.290, SLG: 0.257										4	0	0	1	0	2	2				
31 John Lannan, L (1.1) OBP: 0.146, SLG: 0.154										2	1	1	0	1	0	1				
45 Doug Slaten, L (8.1)										0	0	0	0	0	0	0				
62 Joel Peralta, R (9.1)										0	0	0	0	0	0	0				
Inning Stats	R: 0 H: 0 E: 0 K: 2 S: 11	H: 0 LOB: 1 BB: 1 P: 20	R: 0 H: 0 E: 0 K: 1 S: 7	H: 0 LOB: 0 BB: 0 P: 10	R: 0 H: 1 E: 0 K: 0 S: 7	H: 1 LOB: 2 BB: 1 P: 12	R: 5 H: 6 E: 1 K: 0 S: 19	H: 2 LOB: 0 BB: 1 P: 19	R: 1 H: 2 E: 0 K: 0 S: 13	H: 2 LOB: 2 BB: 1 P: 20	R: 0 H: 2 E: 0 K: 0 S: 10	H: 2 LOB: 1 BB: 0 P: 17	R: 1 H: 2 E: 0 K: 1 S: 8	H: 2 LOB: 0 BB: 0 P: 14	R: 0 H: 0 E: 0 K: 1 S: 8	H: 0 LOB: 0 BB: 0 P: 14	1B: 12 2B: 2 3B: 0 HR: 1	SF: 1 SAC: 1 DP: 1 HBP: 0	WP: 0 PB: 0 SB: 0 CS: 0	PA: 44
PITCHER	IP WLS BF H R ER SO	IP WLS BF H R ER SO	IP WLS BF H R ER SO	IP WLS BF H R ER SO	IP WLS BF H R ER SO	IP WLS BF H R ER SO	IP WLS BF H R ER SO	IP WLS BF H R ER SO	IP WLS BF H R ER SO	IP WLS BF H R ER SO	IP WLS BF H R ER SO	IP WLS BF H R ER SO	IP WLS BF H R ER SO	IP WLS BF H R ER SO	IP WLS BF H R ER SO	IP WLS BF H R ER SO	ERA WHIP	ERA WHIP		
28 Paul Maholm, L (1.1) ERA: 5.43	4.1 L 24 9 7 7 4																	14.54 2.538		
43 Sean Gallagher, R (5.1) ERA: 6.43	0.2 2 0 0 0 1																	0.00 0.000		
34 Daniel McCutchen, R (6.1) ERA: 5.98	2.0 10 4 1 1 0																	4.50 2.500		
61 Chan Ho Park, R (8.1) ERA: 5.44	1.0 5 2 1 1 0																	9.00 2.000		
36 Wilfredo Ledezma, L (9.1) ERA: 6.75	1.0 3 0 0 0 1																	0.00 0.000		



Batter	1	2	3	4	5	6	7	8	9	AB	R	H	RBI	BB	SO	LOB	BOTTOM					
22 Andrew McCutchen, R (1.8) OBP: 0.351, SLG: 0.435	G5-3									4	1	1	1	1	1	0	Washington Nationals @ Pittsburgh Pirates PNC Park, Pittsburgh, PA Sat Sep 04 2010, 7:08 PM - 10:02 PM EDT Att: 30,263 - Cloudy - 68 F					
31 Jose Tabata, R (1.7) OBP: 0.359, SLG: 0.417	G3									5	0	1	0	0	1	2						
18 Neil Walker, S (1.4) OBP: 0.351, SLG: 0.485	K									5	0	1	0	0	2	3						
46 Garrett Jones, L (1.3) OBP: 0.309, SLG: 0.419	K									4	0	1	0	0	1	1						
24 Pedro Alvarez, L (1.5) OBP: 0.317, SLG: 0.402	K									4	1	1	0	0	1	1						
85 Lastings Milledge, R (1.9) OBP: 0.332, SLG: 0.361	E6									4	0	3	0	0	0	0						
5 Ronny Cedeno, R (1.6) OBP: 0.293, SLG: 0.373	E6									4	0	1	1	0	0	4						
36 Wilfredo Ledezma, L (9.1)	L4									0	0	0	0	0	0	0						
19 Chris Snyder, R (1.2) OBP: 0.327, SLG: 0.393										4	0	0	0	0	0	6						
28 Paul Maholm, L (1.1) OBP: 0.146, SLG: 0.154										1	0	0	0	0	1	0						
43 Sean Gallagher, R (5.1) ERA: 6.43										0	0	0	0	0	0	0						
15 Andy LaRoche, R (5.9) ERA: 3.22										1	0	0	0	0	1	0						
34 Daniel McCutchen, R (6.1) ERA: 5.98										0	0	0	0	0	0	0						
24 Delwyn Young, S (7.9) ERA: 3.22										1	0	0	0	0	0	0						
61 Chan Ho Park, R (8.1) ERA: 5.44										0	0	0	0	0	0	0						
73 Argenis Diaz, R (9.6) OBP: 0.300, SLG: 0.396										1	0	0	0	0	0	0						
Inning Stats	R: 0 H: 0 E: 0 K: 1 S: 7	H: 0 LOB: 0 BB: 0 P: 11	R: 0 H: 0 E: 2 K: 2 S: 14	H: 0 LOB: 2 BB: 0 P: 20	R: 0 H: 0 E: 0 K: 2 S: 10	H: 0 LOB: 1 BB: 1 P: 19	R: 0 H: 2 E: 0 K: 0 S: 11	H: 2 LOB: 0 BB: 0 P: 18	R: 1 H: 2 E: 0 K: 1 S: 11	H: 2 LOB: 1 BB: 0 P: 18	R: 0 H: 1 E: 0 K: 0 S: 6	H: 1 LOB: 1 BB: 0 P: 8	R: 0 H: 0 E: 1 K: 1 S: 9	H: 0 LOB: 0 BB: 0 P: 15	R: 1 H: 3 E: 0 K: 0 S: 10	H: 3 LOB: 1 BB: 0 P: 13	R: 0 H: 1 E: 0 K: 1 S: 12	H: 1 LOB: 1 BB: 0 P: 17	1B: 6 2B: 2 3B: 0 HR: 1	SF: 0 SAC: 0 DP: 0 HBP: 0	WP: 0 PB: 0 SB: 0 CS: 0	PA: 39
PITCHER	IP WLS BF H R ER SO	IP WLS BF H R ER SO	IP WLS BF H R ER SO	IP WLS BF H R ER SO	IP WLS BF H R ER SO	IP WLS BF H R ER SO	IP WLS BF H R ER SO	IP WLS BF H R ER SO	IP WLS BF H R ER SO	IP WLS BF H R ER SO	IP WLS BF H R ER SO	IP WLS BF H R ER SO	IP WLS BF H R ER SO	IP WLS BF H R ER SO	IP WLS BF H R ER SO	IP WLS BF H R ER SO	ERA WHIP	ERA WHIP				
31 John Lannan, L (1.1) ERA: 4.73	7.0 W 30 5 3 1 1 0																	1.29 0.857				
45 Doug Slaten, L (8.1) ERA: 3.22	1.0 5 3 1 1 0																	9.00 3.000				
62 Joel Peralta, R (9.1) ERA: 2.29	1.0 4 1 0 0 1																	0.00 1.000				



Batter	1	2	3	4	5	6	7	8	9	AB	R	H	RBI	BB	SO	LOB	TOP		
16 Angel Pagán, S OBP: 0.347, SLG: 0.441	L3	K			K			B1-3		4	0	0	0	0	2	1			
3 Luis Hernandez, S OBP: 0.310, SLG: 0.393	1B	P2			G4-3			K		4	1	1	0	0	1	1			
15 Carlos Beltrán, S OBP: 0.338, SLG: 0.348	1B				G1-3			G4-3		4	1	1	0	0	0	0			
29 Ike Davis, L OBP: 0.278, SLG: 0.446	HR				G5-4-3			K		3	1	2	3	1	1	0			
19 Mike Hessman, R OBP: 0.278, SLG: 0.289	BB				G5-4-3			K		3	0	0	0	1	1	2			
21 Lucas Duda, L OBP: 0.192, SLG: 0.091	G4-6-3				F8			G3		2	0	0	0	0	2				
6 Nick Evans, R OBP: 0.125, SLG: 0.125										1	0	0	0	0	1	0			
27 Jesús Feliciano, L OBP: 0.276, SLG: 0.352										1	0	0	0	0	0	0			
4 Henry Blanco, R OBP: 0.274, SLG: 0.317		F8			F7			K		3	0	0	0	0	1	0			
11 Rubén Tejada, R OBP: 0.285, SLG: 0.246	2B	P6			B1-4					3	1	1	0	0	0	0			
35 Dillon Gee, R OBP: 0.333, SLG: 0.333										3	0	1	1	0	1	0			
25 Pedro Feliciano, L ERA: 3.0										0	0	0	0	0	0	0			
39 Bobby Parnell, R ERA: 3.38										0	0	0	0	0	0	0			
47 Hisanori Takahashi, L ERA: 3.38										0	0	0	0	0	0	0			
Inning Stats	R: 3 H: 3 E: 0 K: 0 S: 10	H: 3 LOB: 0 BB: 1 P: 21	R: 1 H: 2 E: 0 K: 1 S: 18	H: 2 LOB: 1 BB: 0 P: 21	R: 0 H: 0 E: 0 K: 0 S: 12	H: 0 LOB: 1 BB: 1 P: 19	R: 0 H: 0 E: 0 K: 1 S: 6	H: 1 LOB: 0 BB: 0 P: 10	R: 0 H: 0 E: 0 K: 1 S: 8	H: 0 LOB: 0 BB: 0 P: 14	R: 0 H: 0 E: 0 K: 2 S: 9	H: 0 LOB: 0 BB: 0 P: 15	1B: 4 2B: 1 3B: 0 HR: 1	SF: 0 SAC: 0 DP: 2 HBP: 0	WP: 0 PB: 0 CS: 0	PA: 33			
PITCHER	IP WLS BF H R ER SO BB IBB HBP BLK WP HR S P ERA WHIP	5.0 L 21 5 4 4 3 2 0 0 0 0 0 1 58 87 7.20 1.400	2.0 6 1 0 0 2 0 0 0 0 0 0 0 14 24 0.00 0.500	2.0 6 0 0 0 3 0 0 0 0 0 0 0 15 26 0.00 0.000	PITCHER														
29 Yunesky Maya, R ERA: 7.2																			
48 Ross Detwiler, L ERA: 3.0																			
23 Collin Balester, R ERA: 3.38																			
Batter	1	2	3	4	5	6	7	8	9	AB	R	H	RBI	BB	SO	LOB	BOTTOM		
1 Nyer Morgan, L OBP: 0.316, SLG: 0.317	F8		G4-3			G4-3		K		4	0	0	0	0	1	1			
6 Ian Desmond, R OBP: 0.323, SLG: 0.424	L8							G6-3		3	0	0	0	1	1	0			
11 Ryan Zimmerman, R OBP: 0.385, SLG: 0.517	F8									4	0	1	0	0	1	1			
44 Adam Dunn, L OBP: 0.363, SLG: 0.555										4	0	0	0	0	2	2			
2 Roger Bernadina, L OBP: 0.322, SLG: 0.416										3	0	0	0	0	0	0			
12 Alberto Gonzalez, R OBP: 0.316, SLG: 0.350										1	0	1	0	0	0	0			
38 Michael Morse, R OBP: 0.343, SLG: 0.510										2	0	0	0	0	0	0			
48 Ross Detwiler, R ERA: 1.29										0	0	0	0	0	0	0			
32 Kevin Mench, R OBP: 0.276, SLG: 0.188										1	0	1	0	0	0	0			
23 Collin Balester, R ERA: 3.38										0	0	0	0	0	0	0			
7 Ivan Rodriguez, R OBP: 0.292, SLG: 0.348										1	0	0	0	0	2				
8 Danny Espinosa, S OBP: 0.526, SLG: 1.167										2	0	0	0	1	0	1			
3 Wilson Ramos, R OBP: 0.282, SLG: 0.324										2	0	0	0	1	1	2			
29 Yunesky Maya, R ERA: 1.29										0	0	0	0	0	0	0			
22 Willie Harris, L OBP: 0.296, SLG: 0.370										1	1	1	1	0	0	0			
30 Justin Maxwell, R OBP: 0.295, SLG: 0.253										1	0	0	0	0	0	0			
Inning Stats	R: 0 H: 0 E: 0 K: 0 S: 6	H: 0 LOB: 0 BB: 0 P: 9	R: 0 H: 0 E: 0 K: 0 S: 7	H: 0 LOB: 1 BB: 1 P: 11	R: 0 H: 0 E: 0 K: 3 S: 10	H: 0 LOB: 0 BB: 0 P: 12	R: 0 H: 1 E: 0 K: 1 S: 5	H: 1 LOB: 1 BB: 1 P: 12	R: 0 H: 0 E: 0 K: 1 S: 10	H: 1 LOB: 0 BB: 0 P: 16	R: 0 H: 0 E: 0 K: 1 S: 13	H: 2 LOB: 1 BB: 0 P: 19	1B: 3 2B: 0 3B: 0 HR: 1	SF: 0 SAC: 1 DP: 1 HBP: 0	WP: 1 PB: 0 CS: 0	PA: 33			
PITCHER	IP WLS BF H R ER SO BB IBB HBP BLK WP HR S P ERA WHIP	7.0 W 26 2 1 1 4 3 0 0 0 0 0 0 7 12 1.29 0.714	0.2 H 2 0 0 0 1 0 0 0 0 0 0 0 3 4 0.00 0.000	0.1 H 1 0 0 0 0 0 0 0 0 0 0 0 3 4 0.00 0.000	1.0 S 4 2 0 0 1 1 0 0 0 0 1 0 13 19 0.00 2.000	PITCHER													
35 Dillon Gee, R ERA: 1.29																			
25 Pedro Feliciano, L ERA: 2.98																			
39 Bobby Parnell, R ERA: 2.48																			
47 Hisanori Takahashi, L ERA: 3.88																			

New York Mets @ Washington Nationals
 Nationals Park, Washington, DC
 Tue Sep 07 2010, 7:08 PM - 9:33 PM EDT
 Att: 13,835 - Clear - 88 F

AB 31
 R 4
 H 6
 RBI 4
 BB 2
 SO 8
 LOB 6



livebaseballscores.com

New York Mets @ Washington Nationals
 Nationals Park, Washington, DC
 Tue Sep 07 2010, 7:08 PM - 9:33 PM EDT
 Att: 13,835 - Clear - 88 F

AB 29
 R 1
 H 4
 RBI 1
 BB 3
 SO 6
 LOB 9



livebaseballscores.com

Batter	1	2	3	4	5	6	7	8	9	AB	R	H	RBI	BB	SO	LOB	TOP					
16 Angel Pagán, S OBP: 0.346, SLG: 0.438	G4-3		3 2B 15 SF7 1B		F8		G5-3		F7	5	1	1	0	0	0	3						
3 Luis Hernandez, S OBP: 0.333, SLG: 0.438	G4-3						G6-3			4	0	2	1	0	0	1						
15 Carlos Beltrán, S OBP: 0.342, SLG: 0.355		2B			SF7				K	2	0	1	1	1	1	0						
29 Ike Davis, L OBP: 0.344, SLG: 0.442	G4-3				F7				K	4	0	0	0	0	2	3						
5 David Wright, R OBP: 0.361, SLG: 0.503					F8				K	4	0	0	0	0	2	1						
23 Chris Carter, L OBP: 0.313, SLG: 0.374	L8								E5													
27 Jesús Feliciano, L OBP: 0.274, SLG: 0.347					G4-3				L5	3	0	0	0	0	0	1						
30 Josh Thole, L OBP: 0.378, SLG: 0.387					F7					1	0	0	0	0	0	1						
11 Rubén Tejada, R OBP: 0.281, SLG: 0.241					F8					3	1	1	0	1	0	0						
43 R.A. Dickey, R OBP: 0.287, SLG: 0.256																						
21 Logan Kinsler, L OBP: 0.192, SLG: 0.091																						
6 Nick Evans, R OBP: 0.222, SLG: 0.333																						
64 Elmer Dessens, R OBP: 0.274, SLG: 0.347																						
39 Bobby Parnell, R OBP: 0.274, SLG: 0.347																						
25 Pedro Feliciano, L OBP: 0.274, SLG: 0.347																						
12 Joaquin Arias, R OBP: 0.266, SLG: 0.336																						
47 Hisanori Takahashi, L OBP: 0.266, SLG: 0.336																						
Inning Stats	R: 0 E: 0 K: 0 S: 6	H: 1 LOB: 1 BB: 0 P: 9	R: 0 E: 0 K: 0 S: 8	H: 0 LOB: 0 BB: 0 P: 11	R: 2 E: 0 K: 1 S: 20	H: 3 LOB: 1 BB: 0 P: 25	R: 0 E: 0 K: 1 S: 6	H: 0 LOB: 0 BB: 0 P: 12	R: 0 E: 0 K: 2 S: 9	H: 2 LOB: 2 BB: 0 P: 10	R: 0 E: 0 K: 2 S: 12	H: 0 LOB: 1 BB: 1 P: 20	R: 1 E: 0 K: 0 S: 16	H: 1 LOB: 1 BB: 1 P: 25	R: 0 E: 0 K: 2 S: 13	H: 0 LOB: 1 BB: 0 P: 19	R: 0 E: 0 K: 1 S: 6	H: 1 LOB: 1 BB: 0 P: 10	1B: 5 2B: 3 3B: 0 HR: 0	SF: 1 SAC: 1 DP: 0 HBP: 0	WP: 0 PB: 0 SB: 0 CS: 0	PA: 37
PITCHER	IP WLS BF H R ER SO BB IBB HBP BLK WP HR S P ERA WHIP																					
61 Livan Hernandez, R ERA: 3.82	6.1 L 26 6 3 3 4 2 0 0 0 0 0 0 65 95 4.26 1.263																					
17 Sean Burnett, L ERA: 2.63	7.1 0.2 3 1 0 0 0 0 0 0 0 0 0 12 17 0.00 1.500																					
62 Joel Peralta, R ERA: 2.23	8.1 1.0 4 0 0 0 2 0 0 0 0 0 0 0 13 19 0.00 0.000																					
22 Drew Storen, R ERA: 3.28	9.1 1.0 4 1 0 0 1 0 0 0 0 0 0 0 6 10 0.00 1.000																					

New York Mets @ Washington Nationals
Nationals Park, Washington, DC
Wed Sep 08 2010, 1:37 PM - 3:19 PM EDT
Att: 16,002 - Partly Cloudy - 91 F

AB 33
R 3
H 8
RBI 3
BB 2
SO 7
LOB 12



Batter	1	2	3	4	5	6	7	8	9	AB	R	H	RBI	BB	SO	LOB	BOTTOM					
1 Nyjer Morgan, L OBP: 0.316, SLG: 0.316	K		G1-3							4	0	1	0	0	1	1						
6 Ian Desmond, R OBP: 0.323, SLG: 0.423	G6-3									4	0	1	0	0	0	1						
11 Ryan Zimmerman, R OBP: 0.384, SLG: 0.514	F9									3	0	0	0	0	0	1						
44 Adam Dunn, L OBP: 0.363, SLG: 0.553		F8								4	0	1	0	0	0	1						
2 Roger Bernadina, L OBP: 0.319, SLG: 0.413	G2-3									3	0	0	0	0	0	3						
12 Alberto Gonzalez, R OBP: 0.316, SLG: 0.346										1	0	0	0	0	0	0						
38 Michael Morse, R OBP: 0.341, SLG: 0.505	G6-3									4	1	1	0	0	1	3						
8 Danny Espinosa, S OBP: 0.435, SLG: 0.955			F8							4	0	0	0	0	1	1						
3 Wilson Ramos, R OBP: 0.310, SLG: 0.450										3	1	2	2	0	0	0						
61 Livan Hernandez, R OBP: 0.132, SLG: 0.115										2	0	0	0	0	0	1						
17 Sean Burnett, L ERA: 2.63										0	0	0	0	0	0	0						
22 Willie Harris, L OBP: 0.295, SLG: 0.368										1	0	0	0	0	0	0						
62 Joel Peralta, R ERA: 2.23										0	0	0	0	0	0	0						
22 Drew Storen, R OBP: 0.500, SLG: 0.500										0	0	0	0	0	0	0						
Inning Stats	R: 0 E: 0 K: 1 S: 12	H: 0 LOB: 0 BB: 0 P: 15	R: 0 E: 0 K: 0 S: 10	H: 0 LOB: 0 BB: 0 P: 16	R: 0 E: 0 K: 0 S: 11	H: 1 LOB: 1 BB: 0 P: 14	R: 0 E: 0 K: 0 S: 5	H: 0 LOB: 0 BB: 0 P: 5	R: 2 E: 0 K: 0 S: 10	H: 2 LOB: 3 BB: 0 P: 15	R: 0 E: 0 K: 0 S: 17	H: 2 LOB: 0 BB: 0 P: 23	R: 0 E: 0 K: 1 S: 7	H: 0 LOB: 0 BB: 0 P: 8	R: 0 E: 0 K: 0 S: 11	H: 1 LOB: 1 BB: 0 P: 17	R: 0 E: 0 K: 1 S: 7	H: 0 LOB: 0 BB: 0 P: 10	1B: 4 2B: 1 3B: 0 HR: 1	SF: 0 SAC: 0 DP: 0 HBP: 1	WP: 1 PB: 0 SB: 0 CS: 0	PA: 34
PITCHER	IP WLS BF H R ER SO BB IBB HBP BLK WP HR S P ERA WHIP																					
43 R.A. Dickey, R ERA: 2.91	6.0 W 24 5 2 2 1 0 0 0 0 0 0 1 65 88 3.00 0.833																					
64 Elmer Dessens, R ERA: 2.21	7.1 1.0 H 3 0 0 0 1 0 0 0 0 0 0 0 7 8 0.00 0.000																					
39 Bobby Parnell, R ERA: 2.43	8.1 0.2 H 3 1 0 0 0 0 0 0 0 0 0 0 7 10 0.00 1.500																					
25 Pedro Feliciano, L ERA: 2.96	8.1 0.1 H 1 0 0 0 0 0 0 0 0 0 0 0 4 7 0.00 0.000																					
47 Hisanori Takahashi, L ERA: 3.85	9.1 1.0 S 3 0 0 0 1 0 0 0 0 0 0 0 7 10 0.00 0.000																					

New York Mets @ Washington Nationals
Nationals Park, Washington, DC
Wed Sep 08 2010, 1:37 PM - 3:19 PM EDT
Att: 16,002 - Partly Cloudy - 91 F

AB 33
R 2
H 6
RBI 2
BB 0
SO 3
LOB 12



Batter	1	2	3	4	5	6	7	8	9	AB	R	H	RBI	BB	SO	LOB	TOP								
1 Emilio Bonifacio, S OBP: 0.341, SLG: 0.397										5	1	2	0	0	1	1									
20 Logan Morrison, L OBP: 0.425, SLG: 0.487										5	0	1	0	0	2	3									
2 Hanley Ramirez, R OBP: 0.382, SLG: 0.484										4	1	2	0	1	1	1									
6 Dan Uggla, R OBP: 0.364, SLG: 0.505										4	0	3	1	1	0	1									
18 Wes Helms, R OBP: 0.312, SLG: 0.368										2	0	0	1	1	0	3									
27 Giancarlo Stanton, R OBP: 0.311, SLG: 0.569										4	0	1	0	0	0	2									
24 Cameron Maybin, R OBP: 0.295, SLG: 0.376										4	0	0	0	0	1	2									
6 Brad Davis, R OBP: 0.327, SLG: 0.532									4	1	2	1	0	0	0										
59 Alex Sanabia, R OBP: 0.118, SLG: 0.063									3	0	1	0	0	2	0										
43 Jose Veras, R										0	0	0	0	0	0										
3 Chad Tracy, L										0	0	0	0	0	1										
46 Juan Carlos Oviedo, R										0	0	0	0	0	0										
32 Clay Hensley, R										0	0	0	0	0	0										
Inning Stats	R: 2 H: 3 E: 0 K: 2 S: 13	H: 3 R: 2 LOB: 2 BB: 1 P: 23	R: 0 H: 1 E: 0 K: 1 S: 10	H: 1 R: 0 LOB: 1 BB: 0 P: 12	R: 0 H: 0 E: 0 K: 0 S: 9	H: 0 R: 0 LOB: 0 BB: 2 P: 21	R: 0 H: 0 E: 0 K: 1 S: 7	H: 0 R: 0 LOB: 0 BB: 0 P: 9	R: 0 H: 1 E: 0 K: 1 S: 10	H: 1 R: 0 LOB: 1 BB: 0 P: 14	R: 0 H: 0 E: 0 K: 0 S: 9	H: 0 R: 0 LOB: 0 BB: 0 P: 13	R: 1 H: 4 E: 0 K: 1 S: 18	H: 4 R: 0 LOB: 3 BB: 0 P: 24	R: 0 H: 1 E: 0 K: 0 S: 16	H: 1 R: 0 LOB: 1 BB: 0 P: 22	R: 0 H: 2 E: 0 K: 1 S: 12	H: 2 R: 0 LOB: 2 BB: 0 P: 16	1B: 9 2B: 2 3B: 0 HR: 1	SF: 1 SAC: 0 DP: 1 HBP: 0	WP: 0 PB: 0 SB: 2 CS: 0	PA: 40			
PITCHER	IP WLS BF H R ER SO BB IBB HBP BLK WP HR S P ERA WHIP	IP WLS BF H R ER SO BB IBB HBP BLK WP HR S P ERA WHIP	IP WLS BF H R ER SO BB IBB HBP BLK WP HR S P ERA WHIP	IP WLS BF H R ER SO BB IBB HBP BLK WP HR S P ERA WHIP	IP WLS BF H R ER SO BB IBB HBP BLK WP HR S P ERA WHIP	IP WLS BF H R ER SO BB IBB HBP BLK WP HR S P ERA WHIP	IP WLS BF H R ER SO BB IBB HBP BLK WP HR S P ERA WHIP	IP WLS BF H R ER SO BB IBB HBP BLK WP HR S P ERA WHIP	IP WLS BF H R ER SO BB IBB HBP BLK WP HR S P ERA WHIP	IP WLS BF H R ER SO BB IBB HBP BLK WP HR S P ERA WHIP	IP WLS BF H R ER SO BB IBB HBP BLK WP HR S P ERA WHIP	IP WLS BF H R ER SO BB IBB HBP BLK WP HR S P ERA WHIP	IP WLS BF H R ER SO BB IBB HBP BLK WP HR S P ERA WHIP	IP WLS BF H R ER SO BB IBB HBP BLK WP HR S P ERA WHIP	IP WLS BF H R ER SO BB IBB HBP BLK WP HR S P ERA WHIP	IP WLS BF H R ER SO BB IBB HBP BLK WP HR S P ERA WHIP	IP WLS BF H R ER SO BB IBB HBP BLK WP HR S P ERA WHIP	IP WLS BF H R ER SO BB IBB HBP BLK WP HR S P ERA WHIP	IP WLS BF H R ER SO BB IBB HBP BLK WP HR S P ERA WHIP	IP WLS BF H R ER SO BB IBB HBP BLK WP HR S P ERA WHIP	IP WLS BF H R ER SO BB IBB HBP BLK WP HR S P ERA WHIP	IP WLS BF H R ER SO BB IBB HBP BLK WP HR S P ERA WHIP	IP WLS BF H R ER SO BB IBB HBP BLK WP HR S P ERA WHIP	IP WLS BF H R ER SO BB IBB HBP BLK WP HR S P ERA WHIP	IP WLS BF H R ER SO BB IBB HBP BLK WP HR S P ERA WHIP

Florida Marlins @ Washington Nationals
 Nationals Park, Washington, DC
 Fri Sep 10 2010, 7:09 PM - 10:01 PM EDT
 Att: 17,180 - Partly Cloudy - 73 F

AB	36
R	3
H	12
RBI	3
BB	3
SO	7
LOB	14



Batter	1	2	3	4	5	6	7	8	9	AB	R	H	RBI	BB	SO	LOB	BOTTOM								
8 Danny Espinosa, S OBP: 0.370, SLG: 0.808										4	0	0	0	0	1	2									
6 Ian Desmond, R OBP: 0.322, SLG: 0.420										3	0	0	0	0	0	0									
11 Ryan Zimmerman, R OBP: 0.385, SLG: 0.513										3	1	1	0	1	1	0									
44 Adam Dunn, L OBP: 0.362, SLG: 0.552										4	0	1	0	0	1	2									
2 Roger Bernadina, L OBP: 0.319, SLG: 0.411										4	0	1	1	0	0	2									
38 Michael Morse, R OBP: 0.339, SLG: 0.505										4	0	1	0	0	0	2									
17 Sean Burnett, L										0	0	0	0	0	0	0									
22 Drew Storen, S OBP: 0.500, SLG: 0.500										0	0	0	0	0	0	0									
7 Ivan Rodriguez, R OBP: 0.292, SLG: 0.347										4	0	1	0	0	0	1									
1 Nyjer Morgan, L OBP: 0.317, SLG: 0.316										3	0	1	0	1	0	1									
31 John Lannan, L										1	0	0	0	1	1	0									
36 Tyler Clippard, R										0	0	0	0	0	0	0									
22 Willie Harris, R										0	0	0	0	0	0	1									
46 Jose Veras, R										0	0	0	0	0	0	0									
30 Justin Maxwell, R										0	0	0	0	0	0	0									
20 Adam Kennedy, L										1	0	0	0	0	0	0									
Inning Stats	R: 0 H: 0 E: 0 K: 0 S: 7	H: 0 R: 0 LOB: 2 BB: 1 P: 18	R: 0 H: 1 E: 0 K: 0 S: 9	H: 1 R: 0 LOB: 0 BB: 0 P: 16	R: 0 H: 0 E: 0 K: 1 S: 11	H: 0 R: 0 LOB: 0 BB: 0 P: 15	R: 0 H: 0 E: 0 K: 2 S: 8	H: 0 R: 0 LOB: 0 BB: 0 P: 12	R: 0 H: 1 E: 0 K: 0 S: 7	H: 1 R: 0 LOB: 2 BB: 1 P: 13	R: 0 H: 0 E: 0 K: 0 S: 6	H: 0 R: 0 LOB: 0 BB: 0 P: 7	R: 0 H: 1 E: 0 K: 1 S: 12	H: 1 R: 0 LOB: 2 BB: 1 P: 25	R: 1 H: 3 E: 0 K: 1 S: 13	H: 3 R: 0 LOB: 2 BB: 0 P: 20	R: 0 H: 0 E: 0 K: 0 S: 6	H: 0 R: 0 LOB: 0 BB: 0 P: 11	1B: 4 2B: 2 3B: 0 HR: 0	SF: 0 SAC: 0 DP: 0 HBP: 1	WP: 0 PB: 0 SB: 0 CS: 1	PA: 37			
PITCHER	IP WLS BF H R ER SO BB IBB HBP BLK WP HR S P ERA WHIP	IP WLS BF H R ER SO BB IBB HBP BLK WP HR S P ERA WHIP	IP WLS BF H R ER SO BB IBB HBP BLK WP HR S P ERA WHIP	IP WLS BF H R ER SO BB IBB HBP BLK WP HR S P ERA WHIP	IP WLS BF H R ER SO BB IBB HBP BLK WP HR S P ERA WHIP	IP WLS BF H R ER SO BB IBB HBP BLK WP HR S P ERA WHIP	IP WLS BF H R ER SO BB IBB HBP BLK WP HR S P ERA WHIP	IP WLS BF H R ER SO BB IBB HBP BLK WP HR S P ERA WHIP	IP WLS BF H R ER SO BB IBB HBP BLK WP HR S P ERA WHIP	IP WLS BF H R ER SO BB IBB HBP BLK WP HR S P ERA WHIP	IP WLS BF H R ER SO BB IBB HBP BLK WP HR S P ERA WHIP	IP WLS BF H R ER SO BB IBB HBP BLK WP HR S P ERA WHIP	IP WLS BF H R ER SO BB IBB HBP BLK WP HR S P ERA WHIP	IP WLS BF H R ER SO BB IBB HBP BLK WP HR S P ERA WHIP	IP WLS BF H R ER SO BB IBB HBP BLK WP HR S P ERA WHIP	IP WLS BF H R ER SO BB IBB HBP BLK WP HR S P ERA WHIP	IP WLS BF H R ER SO BB IBB HBP BLK WP HR S P ERA WHIP	IP WLS BF H R ER SO BB IBB HBP BLK WP HR S P ERA WHIP	IP WLS BF H R ER SO BB IBB HBP BLK WP HR S P ERA WHIP	IP WLS BF H R ER SO BB IBB HBP BLK WP HR S P ERA WHIP	IP WLS BF H R ER SO BB IBB HBP BLK WP HR S P ERA WHIP	IP WLS BF H R ER SO BB IBB HBP BLK WP HR S P ERA WHIP	IP WLS BF H R ER SO BB IBB HBP BLK WP HR S P ERA WHIP	IP WLS BF H R ER SO BB IBB HBP BLK WP HR S P ERA WHIP	IP WLS BF H R ER SO BB IBB HBP BLK WP HR S P ERA WHIP

Florida Marlins @ Washington Nationals
 Nationals Park, Washington, DC
 Fri Sep 10 2010, 7:09 PM - 10:01 PM EDT
 Att: 17,180 - Partly Cloudy - 73 F

AB	32
R	1
H	6
RBI	1
BB	3
SO	5
LOB	12



Batter	1	2	3	4	5	6	7	8	9	AB	R	H	RBI	BB	SO	LOB	TOP				
8 Danny Espinosa, S OBP: 0.333, SLG: 0.647										4	0	1	0	0	1	2					
6 Ian Desmond, R OBP: 0.316, SLG: 0.410										4	0	0	0	0	4	1					
2 Roger Bernadina, L OBP: 0.319, SLG: 0.404 12 Alberto Gonzalez, R OBP: 0.311, SLG: 0.343										3	0	0	0	0	2	0					
										1	0	0	0	0	1	0					
11 Ryan Zimmerman, R OBP: 0.387, SLG: 0.512										4	0	2	0	0	2	0					
44 Adam Dunn, L OBP: 0.358, SLG: 0.543										3	0	0	0	0	1	2					
38 Michael Morse, R OBP: 0.343, SLG: 0.502 48 Ross Detwiler, R OBP: 0.292, SLG: 0.435										3	0	0	0	0	2	0					
										0	0	0	0	0	0	0					
1 Nyjer Morgan, L OBP: 0.319, SLG: 0.321										3	0	2	0	0	0	0					
3 Wilson Ramos, R OBP: 0.292, SLG: 0.435										3	0	0	0	0	1	2					
29 Yunesky Maya, R OBP: 0.500, SLG: 0.500 22 Willie Harris, L OBP: 0.288, SLG: 0.359										2	0	1	0	0	1	1					
										1	0	0	0	0	0	1					
Inning Stats	R: 0 E: 0 K: 2 S: 9	H: 1 LOB: 0 BB: 0 P: 15	R: 0 E: 0 K: 2 S: 8	H: 0 LOB: 0 BB: 0 P: 11	R: 0 E: 0 K: 0 S: 7	H: 1 LOB: 1 BB: 0 P: 14	R: 0 E: 0 K: 2 S: 8	H: 1 LOB: 1 BB: 0 P: 12	R: 0 E: 0 K: 1 S: 9	H: 0 LOB: 0 BB: 0 P: 15	R: 0 E: 0 K: 2 S: 8	H: 0 LOB: 0 BB: 0 P: 12	R: 0 E: 0 K: 1 S: 9	H: 1 LOB: 1 BB: 0 P: 13	R: 0 E: 0 K: 3 S: 10	H: 0 LOB: 0 BB: 0 P: 12	1B: 5 2B: 2 3B: 0 HR: 0	SF: 0 SAC: 0 DP: 2 HBP: 0	WP: 0 PB: 0 SB: 0 CS: 1	PA: 31	
PITCHER	IP WLS BF H R ER SO BB IBB HBP BLK WP HR S P ERA WHIP	8.0 W 28 6 0 0 12 0 0 0 0 0 0 66 105 0.00 0.750	1.0 3 0 0 0 3 0 0 0 0 0 0 0 10 12 0.00 0.000																		

Washington Nationals @ Atlanta Braves
Turner Field, Atlanta, GA
Mon Sep 13 2010, 7:11 PM - 9:23 PM EDT
Att: 18,647 - Clear - 81 F

AB 31
R 0
H 6
RBI 0
BB 0
SO 15
LOB 9

Batter	1	2	3	4	5	6	7	8	9	AB	R	H	RBI	BB	SO	LOB	BOTTOM			
4 Omar Infante, R OBP: 0.379, SLG: 0.438										4	0	2	1	0	0	0				
22 Jason Heyward, L OBP: 0.400, SLG: 0.479										2	0	0	0	1	0	2				
Martin Prado, R OBP: 0.356, SLG: 0.474										4	0	0	0	0	2	5				
16 Brian McCann, L OBP: 0.381, SLG: 0.467										3	1	0	0	1	0	1				
27 Derrek Lee, R OBP: 0.336, SLG: 0.411										3	1	0	0	1	0	1				
13 Nate McLouth, L OBP: 0.295, SLG: 0.324										4	1	1	1	0	0	1				
2 Alex Gonzalez, R OBP: 0.309, SLG: 0.471										4	0	1	0	0	0	2				
23 Matt Diaz, R OBP: 0.284, SLG: 0.442 28 Rick Ankiel, L OBP: 0.314, SLG: 0.386										3	1	1	1	0	0	1				
										0	0	0	0	0	0	0				
32 Derek Lowe, R OBP: 0.208, SLG: 0.167 13 Billy Wagner, L OBP: 0.265										2	0	0	0	1	1	1				
										0	0	0	0	0	0	0				
Inning Stats	R: 0 E: 0 K: 0 S: 10	H: 0 LOB: 0 BB: 0 P: 13	R: 4 E: 0 K: 2 S: 19	H: 3 LOB: 2 BB: 2 P: 36	R: 0 E: 1 K: 0 S: 6	H: 0 LOB: 1 BB: 0 P: 10	R: 0 E: 0 K: 0 S: 11	H: 1 LOB: 2 BB: 1 P: 18	R: 0 E: 0 K: 0 S: 6	H: 0 LOB: 0 BB: 0 P: 7	R: 0 E: 0 K: 1 S: 9	H: 0 LOB: 1 BB: 1 P: 19	R: 0 E: 0 K: 0 S: 6	H: 0 LOB: 0 BB: 0 P: 8	1B: 3 2B: 1 3B: 1 HR: 0	SF: 0 SAC: 0 DP: 1 HBP: 1	WP: 0 PB: 0 SB: 0 CS: 0	PA: 34		
PITCHER	IP WLS BF H R ER SO BB IBB HBP BLK WP HR S P ERA WHIP	6.0 L 27 5 4 4 2 3 0 0 0 0 0 58 90 6.00 1.333	2.0 7 0 0 0 1 1 0 0 0 0 0 0 15 27 0.00 0.500																	

Washington Nationals @ Atlanta Braves
Turner Field, Atlanta, GA
Mon Sep 13 2010, 7:11 PM - 9:23 PM EDT
Att: 18,647 - Clear - 81 F

AB 29
R 4
H 5
RBI 3
BB 4
SO 3
LOB 14

Batter	1	2	3	4	5	6	7	8	9	AB	R	H	RBI	BB	SO	LOB	TOP										
8 Danny Espinosa, S OBP: 0.288, SLG: 0.558	B5-3	K			K			FC1-6 6 BB 1 HBP		4	0	0	0	0	2	1	Washington Nationals @ Atlanta Braves Turner Field, Atlanta, GA Wed Sep 15 2010, 12:10 PM - 3:04 PM EDT Att: 19,237 - Sunny - 84 F										
1 Nyjer Morgan, L OBP: 0.316, SLG: 0.318	G4-3		G1-3		G1			HBP		3	0	0	0	0	0												
6 Ian Desmond, R OBP: 0.317, SLG: 0.415	K		F9		K			FC5-4 11 BB		3	0	0	0	1	2	0											
11 Ryan Zimmerman, R (1,5) OBP: 0.386, SLG: 0.508			K		F9			FC5-4		4	0	0	0	0	2	3											
38 Michael Morse, R OBP: 0.336, SLG: 0.493		12 BB 30 HR 2B		K			G6-3			4	1	1	0	0	2	0											
3 Wilson Ramos, R OBP: 0.308, SLG: 0.440		12 BB 30 HR 1B			F8					4	1	2	0	0	1	0											
12 Alberto Gonzalez, R OBP: 0.372, SLG: 0.335					G6-4-3					2	1	0	0	1	0	1											
62 Joel Peralta, R OBP: 0.297, SLG: 0.357										0	0	0	0	0	0	0											
17 Sean Burnett, L OBP: 0.500, SLG: 0.500										0	0	0	0	0	0	0											
22 Willie Harris, L OBP: 0.500, SLG: 0.500										1	0	0	0	0	1	0											
22 Drew Storen, S OBP: 0.293, SLG: 0.291										3	1	1	4	0	0	0											
31 John Lannan, L OBP: 0.156, SLG: 0.143										2	0	0	0	0	1	0											
20 Adam Kennedy, L OBP: 0.320, SLG: 0.333										1	0	1	0	0	0	0											
2 Roger Bernadina, L OBP: 0.313, SLG: 0.402										0	0	0	0	0	0	0											
Inning Stats	R: 0 E: 0 K: 1 S: 8	H: 0 LOB: 0 BB: 0 P: 11	R: 4 E: 0 K: 3 S: 20	H: 3 LOB: 0 BB: 1 P: 32	R: 0 E: 0 K: 0 S: 4	H: 0 LOB: 0 BB: 0 P: 7	R: 0 E: 0 K: 1 S: 7	H: 1 LOB: 0 BB: 0 P: 10	R: 0 E: 0 K: 1 S: 10	H: 0 LOB: 0 BB: 0 P: 17	R: 0 E: 0 K: 2 S: 11	H: 0 LOB: 0 BB: 0 P: 18	R: 0 E: 0 K: 0 S: 8	H: 0 LOB: 0 BB: 0 P: 13	R: 0 E: 0 K: 0 S: 9	H: 1 LOB: 3 BB: 1 P: 21	R: 0 E: 0 K: 3 S: 9	H: 0 LOB: 0 BB: 0 P: 14	1B: 3 2B: 1 HR: 1	SF: 0 SAC: 0 DP: 1 HBP: 1	WP: 0 PB: 0 CS: 0	PA: 34					
PITCHER	IP	WLS	BF	H	R	ER	SO	BB	IBB	HBP	BLK	WP	HR	S	P	ERA	WHIP										
56 Mike Minor, L ERA: 5.84	5.0	L	19	4	4	4	6	1	0	0	0	0	1	49	77	7.20	1.000										
58 Peter Moylan, R ERA: 3.14	1.0		3	0	0	0	2	0	0	0	0	0	0	11	18	0.00	0.000										
40 Takashi Saito, R ERA: 2.55	1.0		3	0	0	0	0	0	0	0	0	0	0	8	13	0.00	0.000										
39 Jonny Venters, L ERA: 1.83	1.0		6	1	0	0	0	1	0	1	0	0	0	9	21	0.00	2.000										
46 Craig Kimbrel, R ERA: 0.68	1.0		3	0	0	0	3	0	0	0	0	0	0	9	14	0.00	0.000										

Batter	1	2	3	4	5	6	7	8	9	AB	R	H	RBI	BB	SO	LOB	BOTTOM										
4 Omar Infante, R OBP: 0.375, SLG: 0.435	G1-3		K					SH5-3		3	1	1	0	0	1	0	Washington Nationals @ Atlanta Braves Turner Field, Atlanta, GA Wed Sep 15 2010, 12:10 PM - 3:04 PM EDT Att: 19,237 - Sunny - 84 F										
22 Jason Heyward, L OBP: 0.403, SLG: 0.477	K				F7			L4		3	0	0	0	1	1	2											
Martin Prado, R OBP: 0.356, SLG: 0.474								K		4	0	3	1	0	1	1											
25 Troy Glaus, R OBP: 0.343, SLG: 0.402										3	1	1	0	1	0	1											
5 Freddie Freeman, L (8, PR) OBP: 0.077, SLG: 0.077	P4									0	0	0	0	0	0	0											
23 Matt Diaz, R OBP: 0.294, SLG: 0.456										4	0	3	0	0	1	1											
2 Alex Gonzalez, R OBP: 0.305, SLG: 0.464										4	0	0	0	0	1	5											
53 Melky Cabrera, S OBP: 0.318, SLG: 0.357										3	0	1	1	1	0	1											
8 David Ross, R OBP: 0.377, SLG: 0.444										3	0	0	0	0	1	5											
13 Nate McLouth, L OBP: 0.290, SLG: 0.318										1	0	0	0	0	0	0											
Inning Stats	R: 0 E: 0 K: 1 S: 7	H: 1 LOB: 1 BB: 0 P: 11	R: 0 E: 0 K: 0 S: 7	H: 1 LOB: 1 BB: 1 P: 15	R: 0 E: 0 K: 2 S: 11	H: 1 LOB: 1 BB: 1 P: 18	R: 1 E: 0 K: 0 S: 9	H: 1 LOB: 1 BB: 1 P: 19	R: 1 E: 0 K: 1 S: 8	H: 2 LOB: 1 BB: 0 P: 14	R: 0 E: 0 K: 2 S: 14	H: 2 LOB: 2 BB: 0 P: 22	R: 0 E: 0 K: 1 S: 10	H: 1 LOB: 1 BB: 0 P: 16	R: 0 E: 0 K: 1 S: 9	H: 1 LOB: 1 BB: 0 P: 14	R: 0 E: 0 K: 1 S: 7	H: 0 LOB: 0 BB: 0 P: 9	1B: 5 2B: 5 3B: 0 HR: 0	SF: 0 SAC: 1 DP: 2 HBP: 0	WP: 0 PB: 0 CS: 0	PA: 36					
PITCHER	IP	WLS	BF	H	R	ER	SO	BB	IBB	HBP	BLK	WP	HR	S	P	ERA	WHIP										
31 John Lannan, L ERA: 4.61	6.0		26	8	2	2	6	3	0	0	0	0	0	5	8	0.00	3.000										
62 Joel Peralta, R ERA: 2.11	0.1	H	2	1	0	0	0	0	0	0	0	0	0	5	8	0.00	3.000										
17 Sean Burnett, L ERA: 2.45	1.2	H	5	1	0	0	2	0	0	0	0	0	0	14	22	0.00	0.600										
22 Drew Storen, R ERA: 3.1	1.0	S	3	0	0	0	1	0	0	0	0	0	0	7	9	0.00	0.000										

AB	31
R	4
H	5
RBI	4
BB	2
SO	11
LOB	5



AB	32
R	2
H	10
RBI	2
BB	3
SO	9
LOB	16



Batter	1	2	3	4	5	6	7	8	9	AB	R	H	RBI	BB	SO	LOB	TOP					
8 Danny Espinosa, S OBP: 0.286, SLG: 0.532										4	1	1	0	0	2	2	<p>Washington Nationals @ Philadelphia Phillies Citizens Bank Park, Philadelphia, PA Fri Sep 17 2010, 7:08 PM - 9:47 PM EDT Att. 45,338 - Clear - 70 F</p> <p>livebaseballscorecards.com</p> <p>AB 31 R 1 H 8 RBI 1 BB 2 SO 9 LOB 17</p>					
6 Ian Desmond, R OBP: 0.317, SLG: 0.414										3	0	1	0	0	1	0						
11 Ryan Zimmerman, R OBP: 0.391, SLG: 0.514										4	0	4	1	0	0	0						
44 Adam Dunn, L OBP: 0.359, SLG: 0.545										4	0	0	0	0	2	5						
2 Roger Bernadina, L OBP: 0.313, SLG: 0.399										3	0	0	0	1	0	3						
7 Ivan Rodriguez, R OBP: 0.290, SLG: 0.345										4	0	1	0	0	1	3						
22 Willie Harris, L OBP: 0.288, SLG: 0.353										2	0	0	0	1	0	1						
23 Wil Nieves, R OBP: 0.244, SLG: 0.316										1	0	0	0	0	1	0						
30 Justin Maxwell, R OBP: 0.291, SLG: 0.289										4	0	1	0	0	1	2						
21 Jason Marquis, L OBP: 0.111, SLG: 0.111										0	0	0	0	0	0	0						
43 Miguel Batista, R OBP: 0.175, SLG: 0.175										0	0	0	0	0	0	0						
32 Kevin Merenda, R OBP: 0.175, SLG: 0.175										1	0	0	0	0	1	0						
19 Scott Olsen, L ERA: 5.56										0	0	0	0	0	0	0						
20 Adam Kennedy, L OBP: 0.175, SLG: 0.175										1	0	0	0	0	1	0						
45 Doug Slaten, L ERA: 3.13										0	0	0	0	0	0	0						
46 Joe Bisenius, R ERA: 4.5										0	0	0	0	0	0	0						
Inning Stats	R: 1 E: 0 K: 2 S: 14	H: 2 LOB: 2 BB: 1 P: 23	R: 0 E: 0 K: 1 S: 14	H: 1 LOB: 1 BB: 0 P: 17	R: 0 E: 0 K: 2 S: 11	H: 1 LOB: 1 BB: 0 P: 18	R: 0 E: 0 K: 0 S: 7	H: 0 LOB: 0 BB: 0 P: 9	R: 0 E: 0 K: 0 S: 11	H: 0 LOB: 0 BB: 0 P: 16	R: 0 E: 0 K: 0 S: 10	H: 1 LOB: 1 BB: 0 P: 14	R: 0 E: 0 K: 0 S: 9	H: 0 LOB: 1 BB: 1 P: 17	R: 0 E: 0 K: 0 S: 9	H: 2 LOB: 1 BB: 0 P: 13	R: 0 E: 0 K: 2 S: 7	H: 0 LOB: 0 BB: 0 P: 10	1B: 6 2B: 3 3B: 0 HR: 0	SF: 0 SAC: 2 DP: 2 HBP: 0	WP: 0 PB: 0 SB: 0 CS: 0	PA: 35
PITCHER	IP WLS BF H R ER SO BB IBB HBP BLK WP HR S P ERA WHIP	6.0 W 24 6 1 1 7 1 0 0 0 0 0 0 67 97 1.50 1.167	7.1 1.0 4 0 0 0 0 1 0 0 0 0 0 9 17 0.00 1.000	8.1 1.0 4 2 0 0 0 0 0 0 0 0 0 9 13 0.00 2.000	9.1 1.0 3 0 0 0 2 0 0 0 0 0 0 7 10 0.00 0.000	PITCHER										IP WLS BF H R ER SO BB IBB HBP BLK WP HR S P ERA WHIP	6.0 W 24 6 1 1 7 1 0 0 0 0 0 9 17 0.00 1.167					

Batter	1	2	3	4	5	6	7	8	9	AB	R	H	RBI	BB	SO	LOB	BOTTOM			
8 Shane Victorino, S OBP: 0.332, SLG: 0.442										3	0	1	1	2	0	2	<p>Washington Nationals @ Philadelphia Phillies Citizens Bank Park, Philadelphia, PA Fri Sep 17 2010, 7:08 PM - 9:47 PM EDT Att. 45,338 - Clear - 70 F</p> <p>livebaseballscorecards.com</p> <p>AB 33 R 9 H 10 RBI 9 BB 4 SO 1 LOB 11</p>			
27 Placido Polanco, R OBP: 0.338, SLG: 0.395										5	1	1	0	0	0	6				
26 Chase Utley, L OBP: 0.386, SLG: 0.451										3	1	0	0	1	0	1				
6 Ryan Howard, L OBP: 0.349, SLG: 0.513										3	1	1	0	1	1	0				
28 Jayson Werth, R OBP: 0.380, SLG: 0.511										4	2	2	2	0	0	1				
29 Raul Ibanez, L OBP: 0.348, SLG: 0.434										4	2	2	2	0	0	0				
51 Carlos Ruiz, R OBP: 0.402, SLG: 0.445										3	2	1	2	0	0	1				
21 Wilson Valdez, R OBP: 0.291, SLG: 0.353										4	0	1	1	0	0	0				
44 Roy Oswalt, R ERA: 7.71										2	0	1	1	0	0	0				
10 Ben Francisco, R ERA: 3.07										1	0	0	0	0	0	0				
37 Chad Durbin, R ERA: 3.92										0	0	0	0	0	0	0				
52 Jose Contreras, R ERA: 3.38										0	0	0	0	0	0	0				
19 Greg Dobbs, L OBP: 0.290, SLG: 0.338										1	0	0	0	0	0	0				
16 J.C. Romero, S ERA: 3.55										0	0	0	0	0	0	0				
Inning Stats	R: 6 E: 0 K: 0 S: 21	H: 6 LOB: 2 BB: 1 P: 41	R: 0 E: 0 K: 1 S: 8	H: 0 LOB: 0 BB: 0 P: 11	R: 0 E: 0 K: 0 S: 6	H: 0 LOB: 0 BB: 0 P: 11	R: 0 E: 1 K: 0 S: 4	H: 0 LOB: 1 BB: 1 P: 12	R: 1 E: 0 K: 0 S: 9	H: 2 LOB: 0 BB: 0 P: 16	R: 0 E: 0 K: 0 S: 10	H: 1 LOB: 1 BB: 0 P: 15	R: 0 E: 0 K: 0 S: 6	H: 0 LOB: 0 BB: 1 P: 13	R: 2 E: 1 K: 0 S: 14	H: 1 LOB: 1 BB: 1 P: 30	1B: 8 2B: 1 3B: 0 HR: 2	SF: 0 SAC: 0 DP: 3 HBP: 1	WP: 0 PB: 0 SB: 1 CS: 0	PA: 38
PITCHER	IP WLS BF H R ER SO BB IBB HBP BLK WP HR S P ERA WHIP	0.1 L 9 6 6 6 0 1 0 0 0 0 0 19 38 0.00 0.273	3.2 12 0 0 0 1 1 0 0 0 0 0 1 19 31 4.50 1.500	2.0 8 3 1 1 0 0 0 0 0 0 0 1 19 31 4.50 1.500	1.0 3 0 0 0 0 1 0 0 0 0 0 6 13 0.00 1.000	1.0 6 1 2 1 0 1 0 0 0 0 1 14 30 9.00 2.000	PITCHER										IP WLS BF H R ER SO BB IBB HBP BLK WP HR S P ERA WHIP	0.1 L 9 6 6 6 0 1 0 0 0 0 0 19 38 0.00 0.273		

Batter	1	2	3	4	5	6	7	8	9	AB	R	H	RBI	BB	SO	LOB	TOP			
11 Jason Bourgeois, R (1,8) OBP: 0.316, SLG: 0.306										4	1	2	0	0	1	1	Houston Astros @ Washington Nationals Nationals Park, Washington, DC Tue Sep 21 2010, 7:05 PM - 10:18 PM EDT Att: 11,893 - Clear - 76 F			
8 Jeff Keppinger, R (1,4) OBP: 0.395, SLG: 0.392										3	1	1	1	1	1	1				
9 Hunter Pence, R (1,9) OBP: 0.326, SLG: 0.465										1	0	0	0	0	1	0				
19 Brian Boogosevic, L (1,9) OBP: 0.294, SLG: 0.375										2	0	0	0	1	1	0				
45 Carlos Lee, R (1,3) OBP: 0.289, SLG: 0.422										4	0	0	0	0	0	3				
29 Brett Wallace, R (8,3) OBP: 0.298, SLG: 0.298										0	0	0	0	0	0	0				
4 Jason Michaels, R (1,7) OBP: 0.300, SLG: 0.451										4	1	1	2	0	1	0				
23 Chris Johnson, R (1,5) OBP: 0.354, SLG: 0.523										4	1	3	1	0	1	0				
12 Tommy Manzella, R (1,6) OBP: 0.257, SLG: 0.252										4	0	0	0	0	0	2				
15 Jason Castro, L (1,2) OBP: 0.290, SLG: 0.291										3	0	0	0	1	0	0				
30 J.A. Happ, L (1,1) ERA: 4.58										2	0	0	0	0	1	0				
54 Mark Melancon, R (7,1) ERA: 2.97										0	0	0	0	0	0	0				
18 Anderson Hernandez, S (8,PH) ERA: 3.96										0	0	0	0	0	0	0				
48 Tim Lincecum, L (8,1) ERA: 4.84										0	0	0	0	0	0	0				
52 Felipe Paulino, R (8,1) ERA: 4.84										0	0	0	0	0	0	0				
22 Matt Lindstrom, R (8,1) ERA: 4.59										0	0	0	0	0	0	0				
56 Henry Villar, R (8,PH) ERA: 2.4										1	0	0	0	0	0	1				
27 Geoff Blum, S (9,PH) ERA: 2.4										0	0	0	0	0	0	0				
Inning Stats	R: 3 E: 0 K: 0 S: 12	H: 4 LOB: 1 BB: 0 P: 20	R: 0 E: 0 K: 0 S: 7	H: 1 LOB: 1 BB: 1 P: 16	R: 0 E: 0 K: 1 S: 5	H: 0 LOB: 0 BB: 0 P: 7	R: 0 E: 0 K: 1 S: 6	H: 0 LOB: 0 BB: 0 P: 10	R: 0 E: 0 K: 1 S: 7	H: 0 LOB: 0 BB: 0 P: 12	R: 0 E: 0 K: 0 S: 7	H: 1 LOB: 0 BB: 0 P: 12	R: 0 E: 0 K: 2 S: 14	H: 0 LOB: 2 BB: 1 P: 25	R: 1 E: 0 K: 1 S: 13	H: 1 LOB: 1 BB: 1 P: 22	1B: 4 2B: 1 3B: 0 HR: 2	SF: 0 SAC: 0 DP: 1 HBP: 0	WP: 0 PB: 0 SB: 2 CS: 1	PA: 37
PITCHER	IP: 7.0 WLS: 5 BF: 26 ERA: 4.58	H: 4 R: 0 ER: 0 SO: 3	H: 1 R: 0 ER: 0 SO: 3	H: 1 R: 0 ER: 0 SO: 3	H: 0 R: 0 ER: 0 SO: 3	H: 0 R: 0 ER: 0 SO: 3	H: 0 R: 0 ER: 0 SO: 3	H: 0 R: 0 ER: 0 SO: 3	H: 0 R: 0 ER: 0 SO: 3	H: 0 R: 0 ER: 0 SO: 3	H: 1 R: 0 ER: 0 SO: 3	H: 0 R: 0 ER: 0 SO: 3	H: 0 R: 0 ER: 0 SO: 3	H: 0 R: 0 ER: 0 SO: 3	H: 1 R: 0 ER: 0 SO: 3	H: 1 R: 0 ER: 0 SO: 3	WP: 0 HR: 0 S: 14	ERA: 4.58 WHIP: 1.000		
31 John Lannan, L (1,1) ERA: 4.58	IP: 7.0 WLS: 5 BF: 26 ERA: 4.58	H: 4 R: 0 ER: 0 SO: 3	H: 1 R: 0 ER: 0 SO: 3	H: 1 R: 0 ER: 0 SO: 3	H: 0 R: 0 ER: 0 SO: 3	H: 0 R: 0 ER: 0 SO: 3	H: 0 R: 0 ER: 0 SO: 3	H: 0 R: 0 ER: 0 SO: 3	H: 0 R: 0 ER: 0 SO: 3	H: 0 R: 0 ER: 0 SO: 3	H: 1 R: 0 ER: 0 SO: 3	H: 0 R: 0 ER: 0 SO: 3	H: 0 R: 0 ER: 0 SO: 3	H: 0 R: 0 ER: 0 SO: 3	H: 1 R: 0 ER: 0 SO: 3	H: 1 R: 0 ER: 0 SO: 3	WP: 0 HR: 0 S: 14	ERA: 4.58 WHIP: 1.000		
36 Tyler Clippard, R (8,1) ERA: 2.97	IP: 1.0 WLS: 0 BF: 5 ERA: 2.97	H: 0 R: 0 ER: 0 SO: 2	H: 0 R: 0 ER: 0 SO: 2	H: 0 R: 0 ER: 0 SO: 2	H: 0 R: 0 ER: 0 SO: 2	H: 0 R: 0 ER: 0 SO: 2	H: 0 R: 0 ER: 0 SO: 2	H: 0 R: 0 ER: 0 SO: 2	H: 0 R: 0 ER: 0 SO: 2	H: 0 R: 0 ER: 0 SO: 2	H: 0 R: 0 ER: 0 SO: 2	H: 0 R: 0 ER: 0 SO: 2	H: 0 R: 0 ER: 0 SO: 2	H: 0 R: 0 ER: 0 SO: 2	H: 0 R: 0 ER: 0 SO: 2	H: 0 R: 0 ER: 0 SO: 2	WP: 0 HR: 0 S: 14	ERA: 2.97 WHIP: 2.000		
22 Drew Storen, R (9,1) ERA: 3.96	IP: 0.2 WLS: 0 BF: 4 ERA: 3.96	H: 0 R: 0 ER: 0 SO: 1	H: 0 R: 0 ER: 0 SO: 1	H: 0 R: 0 ER: 0 SO: 1	H: 0 R: 0 ER: 0 SO: 1	H: 0 R: 0 ER: 0 SO: 1	H: 0 R: 0 ER: 0 SO: 1	H: 0 R: 0 ER: 0 SO: 1	H: 0 R: 0 ER: 0 SO: 1	H: 0 R: 0 ER: 0 SO: 1	H: 0 R: 0 ER: 0 SO: 1	H: 0 R: 0 ER: 0 SO: 1	H: 0 R: 0 ER: 0 SO: 1	H: 0 R: 0 ER: 0 SO: 1	H: 0 R: 0 ER: 0 SO: 1	H: 0 R: 0 ER: 0 SO: 1	WP: 0 HR: 0 S: 14	ERA: 3.96 WHIP: 3.000		
17 Sean Burnett, L (9,1) ERA: 2.4	IP: 0.1 WLS: 0 BF: 1 ERA: 2.4	H: 0 R: 0 ER: 0 SO: 0	H: 0 R: 0 ER: 0 SO: 0	H: 0 R: 0 ER: 0 SO: 0	H: 0 R: 0 ER: 0 SO: 0	H: 0 R: 0 ER: 0 SO: 0	H: 0 R: 0 ER: 0 SO: 0	H: 0 R: 0 ER: 0 SO: 0	H: 0 R: 0 ER: 0 SO: 0	H: 0 R: 0 ER: 0 SO: 0	H: 0 R: 0 ER: 0 SO: 0	H: 0 R: 0 ER: 0 SO: 0	H: 0 R: 0 ER: 0 SO: 0	H: 0 R: 0 ER: 0 SO: 0	H: 0 R: 0 ER: 0 SO: 0	H: 0 R: 0 ER: 0 SO: 0	WP: 0 HR: 0 S: 14	ERA: 2.4 WHIP: 0.000		

Batter	1	2	3	4	5	6	7	8	9	AB	R	H	RBI	BB	SO	LOB	BOTTOM			
8 Danny Espinosa, S (1,4) OBP: 0.246, SLG: 0.455										4	1	0	0	1	1	4	Houston Astros @ Washington Nationals Nationals Park, Washington, DC Tue Sep 21 2010, 7:05 PM - 10:18 PM EDT Att: 11,893 - Clear - 76 F			
6 Ian Desmond, R (1,6) OBP: 0.315, SLG: 0.414										5	1	1	1	0	1	1				
44 Adam Dunn, L (1,3) OBP: 0.360, SLG: 0.539										3	1	1	1	2	1	0				
22 Drew Storen, S (9,1) OBP: 0.500, SLG: 0.500										0	0	0	0	0	0	0				
17 Sean Burnett, L (9,1) ERA: 2.4										0	0	0	0	0	0	0				
11 Ryan Zimmerman, R (1,5) OBP: 0.389, SLG: 0.511										5	0	2	1	0	1	2				
38 Michael Morse, R (1,9) OBP: 0.349, SLG: 0.500										4	0	1	0	1	1	3				
7 Ivan Rodriguez, R (1,2) OBP: 0.295, SLG: 0.356										4	1	2	2	0	0	2				
2 Roger Bernadina, L (1,7) OBP: 0.313, SLG: 0.397										4	2	2	0	0	0	2				
30 Justin Maxwell, R (1,8) OBP: 0.291, SLG: 0.292										3	1	1	1	1	2	2				
31 John Lannan, L (1,1) OBP: 0.170, SLG: 0.140										1	0	0	0	1	1	0				
22 Willie Harris, L (7,PH) ERA: 3.96										1	0	0	0	0	1	1				
36 Tyler Clippard, R (8,1) OBP: 0.500, SLG: 0.500										0	0	0	0	0	0	0				
20 Adam Kennedy, L (8,PH) OBP: 0.324, SLG: 0.334										1	1	1	1	0	0	0				
Inning Stats	R: 0 E: 0 K: 1 S: 7	H: 0 LOB: 1 BB: 1 P: 14	R: 0 E: 0 K: 0 S: 9	H: 0 LOB: 0 BB: 0 P: 15	R: 0 E: 0 K: 2 S: 8	H: 0 LOB: 0 BB: 0 P: 14	R: 0 E: 0 K: 2 S: 14	H: 0 LOB: 0 BB: 0 P: 22	R: 0 E: 0 K: 1 S: 12	H: 2 LOB: 3 BB: 1 P: 23	R: 0 E: 0 K: 0 S: 13	H: 1 LOB: 2 BB: 1 P: 23	R: 1 E: 0 K: 2 S: 11	H: 2 LOB: 1 BB: 0 P: 19	R: 7 E: 0 K: 1 S: 23	H: 6 LOB: 3 BB: 3 P: 45	1B: 7 2B: 3 3B: 0 HR: 1	SF: 0 SAC: 0 DP: 0 HBP: 0	WP: 2 PB: 0 SB: 1 CS: 0	PA: 41
PITCHER	IP: 6.0 WLS: 24 BF: 24 ERA: 2.99	H: 4 R: 0 ER: 0 SO: 6	H: 1 R: 0 ER: 0 SO: 6	H: 1 R: 0 ER: 0 SO: 6	H: 0 R: 0 ER: 0 SO: 6	H: 0 R: 0 ER: 0 SO: 6	H: 0 R: 0 ER: 0 SO: 6	H: 0 R: 0 ER: 0 SO: 6	H: 0 R: 0 ER: 0 SO: 6	H: 2 R: 0 ER: 0 SO: 6	H: 0 R: 0 ER: 0 SO: 6	H: 1 R: 0 ER: 0 SO: 6	H: 0 R: 0 ER: 0 SO: 6	H: 0 R: 0 ER: 0 SO: 6	H: 2 R: 0 ER: 0 SO: 6	H: 2 R: 0 ER: 0 SO: 6	WP: 0 HR: 0 S: 11			

Batter	1	2	3	4	5	6	7	8	9	AB	R	H	RBI	BB	SO	LOB	TOP					
11 Jason Bourgeois, R (1, 8) OBP: 0.333, SLG: 0.312										4	1	1	0	1	0	2	Houston Astros @ Washington Nationals Nationals Park, Washington, DC Thu Sep 23 2010, 4:38 PM - 7:06 PM EDT Att: 14,633 - Partly Cloudy - 91 F					
8 Jeff Keppinger, R (1, 4) OBP: 0.358, SLG: 0.393										4	0	3	1	1	0	2						
9 Hunter Pence, R (1, 9) OBP: 0.327, SLG: 0.465										4	0	2	1	0	0	2						
45 Carlos Lee, R (1, 3) OBP: 0.289, SLG: 0.418										4	0	0	0	0	0	5						
4 Jason Michaels, R (1, 7) OBP: 0.309, SLG: 0.456										3	0	0	0	1	0	1						
23 Chris Johnson, R (1, 5) OBP: 0.349, SLG: 0.511										4	0	0	0	0	1	1						
36 Angel Sanchez, R (1, 6) OBP: 0.308, SLG: 0.347										3	0	1	0	0	0	1						
55 Humberto Quintero, R (1, 2) OBP: 0.263, SLG: 0.317										3	1	1	0	0	0	2						
18 Anderson Hernandez, PH (PH) OBP: 0.284, SLG: 0.277										1	0	1	0	0	0	0						
28 Nelson Figueroa, R (1, 1) OBP: 0.214, SLG: 0.286										1	0	0	0	0	0	0						
19 Brian Sogard, L (7, PH) OBP: 0.277, SLG: 0.350										0	0	0	0	0	0	0						
56 Henry Villar, R (7, 1) OBP: 0.296, SLG: 0.414										0	0	0	0	0	0	0						
73 Gustavo Chacin, L (7, 1) OBP: 0.296, SLG: 0.414										0	0	0	0	0	0	0						
66 Eneiro Del Rosario, R (7, 1) OBP: 0.296, SLG: 0.414										0	0	0	0	0	0	0						
53 Wesley Wright, R (8, 1) OBP: 0.296, SLG: 0.414										0	0	0	0	0	0	0						
27 Geoff Blum, S (9, PH) OBP: 0.318, SLG: 0.352										1	0	0	0	0	1	1						
Inning Stats	R: 1 E: 0 K: 0 S: 9	H: 2 LOB: 1 BB: 0 P: 19	R: 0 E: 0 K: 0 S: 4	H: 0 LOB: 0 BB: 0 P: 6	R: 0 E: 0 K: 0 S: 6	H: 1 LOB: 1 BB: 1 P: 12	R: 0 E: 0 K: 0 S: 6	H: 0 LOB: 1 BB: 1 P: 14	R: 1 E: 0 K: 0 S: 11	H: 3 LOB: 2 BB: 0 P: 16	R: 0 E: 0 K: 0 S: 9	H: 1 LOB: 1 BB: 0 P: 12	R: 0 E: 0 K: 0 S: 11	H: 2 LOB: 2 BB: 0 P: 14	R: 0 E: 0 K: 1 S: 9	H: 0 LOB: 0 BB: 0 P: 13	R: 0 E: 0 K: 1 S: 9	H: 1 LOB: 1 BB: 1 P: 17	1B: 8 2B: 3 3B: 0 HR: 0	SF: 0 SAC: 1 DP: 3 HBP: 1	WP: 0 PB: 0 SB: 2 CS: 0	PA: 38
PITCHER	IP WLS BF H R ER SO BB IBB HBP BLK WP HR S P ERA WHIP																					
48 Ross Detwiler, L (1, 1) ERA: 2.52	6.0 W 26 7 2 2 0 2 2 0 1 0 0 0 0 45 79 3.00 1.500																					
35 Craig Stammen, R (7, 1) ERA: 5.21	1.0 H 5 2 0 0 0 0 0 0 0 0 0 0 0 11 14 0.00 2.000																					
22 Drew Storen, R (8, 1) ERA: 3.88	1.0 3 0 0 0 1 0 0 0 0 0 0 0 0 9 13 0.00 0.000																					
23 Collin Balester, R (9, 1) ERA: 2.25	1.0 4 1 0 0 1 1 0 0 0 0 0 0 0 9 17 0.00 2.000																					

Batter	1	2	3	4	5	6	7	8	9	AB	R	H	RBI	BB	SO	LOB	BOTTOM			
8 Danny Espinosa, S (1, 4) OBP: 0.273, SLG: 0.562										3	2	1	2	1	1	0	Houston Astros @ Washington Nationals Nationals Park, Washington, DC Thu Sep 23 2010, 4:38 PM - 7:06 PM EDT Att: 14,633 - Partly Cloudy - 91 F			
20 Adam Kennedy, L (1, 3) OBP: 0.324, SLG: 0.333										4	0	1	0	0	0	1				
6 Ian Desmond, R (1, 6) OBP: 0.316, SLG: 0.413										4	1	1	0	0	0	1				
38 Michael Morse, R (1, 9) OBP: 0.357, SLG: 0.529										3	2	2	3	0	0	0				
2 Roger Bernadina, L (1, 7) OBP: 0.314, SLG: 0.403										3	1	2	2	1	0	0				
3 Wilson Ramos, R (1, 2) OBP: 0.297, SLG: 0.403										4	0	1	0	0	1	2				
30 Justin Maxwell, R (1, 8) OBP: 0.291, SLG: 0.277										3	0	0	0	1	1	4				
12 Alberto Gonzalez, R (1, 5) OBP: 0.298, SLG: 0.322										4	1	0	0	0	1	4				
48 Ross Detwiler, R (1, 1) ERA: 3.81										1	0	0	0	0	1	0				
22 Willie Harris, L (6, PH) OBP: 0.296, SLG: 0.399										1	0	0	0	0	1	0				
35 Craig Stammen, R (7, 1) ERA: 5.21										0	0	0	0	0	0	0				
32 Kevin Mierach, R (7, PH) OBP: 0.296, SLG: 0.414										1	0	0	0	0	1	0				
22 Drew Storen, S (8, 1) ERA: 3.88										0	0	0	0	0	0	0				
23 Collin Balester, R (9, 1) ERA: 2.25										0	0	0	0	0	0	0				
Inning Stats	R: 0 E: 0 K: 1 S: 12	H: 0 LOB: 0 BB: 0 P: 16	R: 1 E: 0 K: 0 S: 10	H: 3 LOB: 1 BB: 0 P: 16	R: 0 E: 0 K: 1 S: 9	H: 0 LOB: 0 BB: 0 P: 15	R: 0 E: 0 K: 0 S: 5	H: 0 LOB: 0 BB: 0 P: 7	R: 0 E: 0 K: 2 S: 15	H: 3 LOB: 1 BB: 1 P: 27	R: 2 E: 0 K: 0 S: 10	H: 2 LOB: 1 BB: 1 P: 18	R: 0 E: 0 K: 2 S: 9	H: 0 LOB: 2 BB: 1 P: 18	R: 0 E: 0 K: 2 S: 9	H: 0 LOB: 2 BB: 1 P: 18	1B: 4 2B: 1 3B: 0 HR: 3	SF: 0 SAC: 0 DP: 1 HBP: 1	WP: 0 PB: 0 SB: 1 CS: 0	PA: 35
PITCHER	IP WLS BF H R ER SO BB IBB HBP BLK WP HR S P ERA WHIP																			
28 Nelson Figueroa, R (1, 1) ERA: 3.81	6.0 L 24 6 5 5 4 1 0 0 0 0 0 0 0 5 11 7.50 1.167																			
56 Henry Villar, R (7, 1) ERA: 9.0	0.2 3 0 1 1 0 1 0 0 0 0 0 0 0 5 11 13.50 1.500																			
73 Gustavo Chacin, L (7, 1) ERA: 4.74	0.0 2 2 1 1 0 0 0 0 0 0 0 1 4 5 0.00 0.000																			
66 Eneiro Del Rosario, R (7, 1) OBP: 0.296, SLG: 0.414	0.1 2 0 0 0 0 0 0 0 1 0 0 0 1 3 0.00 0.000																			
53 Wesley Wright, L (8, 1) ERA: 5.61	1.0 4 0 0 0 2 1 0 0 0 0 0 0 0 9 17 0.00 1.000																			

Batter	1	2	3	4	5	6	7	8	9	AB	R	H	RBI	BB	SO	LOB	TOP					
4 Omar Infante, R OBP: 0.368, SLG: 0.430	F7		G6-3					22 E 16 1B		4	2	2	1	0	0	1	Atlanta Braves @ Washington Nationals Nationals Park, Washington, DC Fri Sep 24 2010, 7:07 PM - 10:14 PM EDT Att: 22,515 - Clear - 91 F					
22 Jason Heyward, L OBP: 0.396, SLG: 0.468	P6			G4-3				E3 16 1B		4	0	0	0	0	1	1						
Martin Prado, R OBP: 0.349, SLG: 0.461	G5-3							K		4	0	1	0	0	1	2						
16 Brian McCann, L OBP: 0.379, SLG: 0.461		G4-3								3	0	1	1	1	1	0						
27 Derrek Lee, R OBP: 0.340, SLG: 0.416	F7									4	0	1	0	0	2	2						
13 Nate McLouth, L OBP: 0.285, SLG: 0.320	G4-3									3	0	0	0	0	2	3						
25 Troy Glaus, R OBP: 0.342, SLG: 0.399										1	0	0	0	0	1	2						
28 Rick Ankiel, L OBP: 0.309, SLG: 0.378										0	0	0	0	0	0	0						
2 Alex Gonzalez, R OBP: 0.303, SLG: 0.460										4	0	0	0	0	3	3						
23 Matt Diaz, R OBP: 0.291, SLG: 0.439										2	0	0	0	0	0	0						
7 Brooks Conrad, S OBP: 0.316, SLG: 0.467										1	0	0	0	0	0	0						
15 Tim Hudson, R OBP: 0.126, SLG: 0.247										2	0	0	0	0	2	1						
38 Mike Dunn, L OBP: 0.241, SLG: 0.312										0	0	0	0	0	0	0						
58 Peter Moylan, R ERA: 3.0										0	0	0	0	0	0	0						
43 Kyle Farnsworth, R ERA: 3.16										0	0	0	0	0	0	0						
13 Billy Wagner, L ERA: 1.41										0	0	0	0	0	0	0						
5 Freddie Freeman, L OBP: 0.325, SLG: 0.515										1	0	0	0	0	1	0						
Inning Stats	R: 0 E: 0 K: 0 S: 9	H: 0 LOB: 0 BB: 0 P: 14	R: 0 E: 0 K: 0 S: 11	H: 0 LOB: 0 BB: 0 P: 16	R: 0 E: 1 K: 2 S: 13	H: 0 LOB: 1 BB: 0 P: 19	R: 0 E: 0 K: 1 S: 10	H: 2 LOB: 3 BB: 1 P: 16	R: 1 E: 0 K: 2 S: 13	H: 1 LOB: 0 BB: 0 P: 18	R: 0 E: 0 K: 2 S: 13	H: 0 LOB: 0 BB: 0 P: 18	R: 0 E: 0 K: 2 S: 8	H: 0 LOB: 0 BB: 0 P: 11	R: 2 E: 1 K: 3 S: 20	H: 3 LOB: 2 BB: 0 P: 31	R: 0 E: 0 K: 2 S: 10	H: 0 LOB: 0 BB: 0 P: 17	1B: 5 2B: 0 3B: 0 HR: 1	SF: 0 SAC: 0 DP: 0 HBP: 1	WP: 0 PB: 0 SB: 0 CS: 0	PA: 36
PITCHER	IP WLS BF H R ER SO BB IBB HBP BLK WP HR S P ERA WHIP																					
27 Jordan Zimmermann, R ERA: 5.76	5.0 W 20 3 1 1 5 1 0 1 0 0 1 56 83 1.80 0.800																					
36 Tyler Clippard, R ERA: 2.77	2.0 H 6 0 0 0 4 0 0 0 0 0 0 0 21 29 0.00 0.000																					
62 Joel Peralta, R ERA: 2.18	0.1 4 2 2 1 1 0 0 0 0 0 0 0 12 18 27.00 6.000																					
17 Sean Burnett, L ERA: 2.34	0.2 3 1 0 0 2 0 0 0 0 0 0 0 8 13 0.00 1.500																					
43 Miguel Batista, R ERA: 3.83	1.0 3 0 0 0 2 0 0 0 0 0 0 0 10 17 0.00 0.000																					
Batter	1	2	3	4	5	6	7	8	9	AB	R	H	RBI	BB	SO	LOB	BOTTOM					
8 Danny Espinosa, S OBP: 0.280, SLG: 0.539	G3	G1-3		G4-3				44 1B 2 E		3	2	0	0	2	0	3	Atlanta Braves @ Washington Nationals Nationals Park, Washington, DC Fri Sep 24 2010, 7:07 PM - 10:14 PM EDT Att: 22,515 - Clear - 91 F					
2 Roger Bernadina, L OBP: 0.313, SLG: 0.402	G3-1			G1-4-3				E1		4	0	1	1	0	1	0						
6 Ian Desmond, R OBP: 0.317, SLG: 0.412	G6-3									4	1	1	0	1	1	1						
44 Adam Dunn, L OBP: 0.363, SLG: 0.551										5	2	3	5	0	2	1						
30 Justin Maxwell, R OBP: 0.291, SLG: 0.277										0	0	0	0	0	0	0						
38 Michael Morse, R OBP: 0.358, SLG: 0.525										4	0	1	0	1	1	3						
22 Willie Harris, L OBP: 0.289, SLG: 0.372										3	1	1	1	1	0	2						
7 Ivan Rodriguez, R OBP: 0.299, SLG: 0.356										2	1	1	0	2	0	0						
12 Alberto Gonzalez, R OBP: 0.297, SLG: 0.321										4	1	1	0	0	1	4						
27 Jordan Zimmermann, R ERA: 5.76										2	0	1	0	0	0	0						
36 Tyler Clippard, R ERA: 2.77										0	0	0	0	0	0	0						
23 Willie Harris, L OBP: 0.289, SLG: 0.372										1	0	0	0	0	1	0						
62 Joel Peralta, R ERA: 2.18										0	0	0	0	0	0	0						
17 Sean Burnett, L ERA: 2.34										0	0	0	0	0	0	0						
43 Miguel Batista, R ERA: 3.83										0	0	0	0	0	0	0						
Inning Stats	R: 0 E: 0 K: 0 S: 6	H: 4 LOB: 3 BB: 0 P: 9	R: 1 E: 0 K: 1 S: 13	H: 4 LOB: 3 BB: 0 P: 19	R: 2 E: 0 K: 1 S: 18	H: 2 LOB: 2 BB: 2 P: 31	R: 0 E: 0 K: 0 S: 5	H: 0 LOB: 0 BB: 0 P: 7	R: 0 E: 0 K: 1 S: 6	H: 0 LOB: 1 BB: 1 P: 15	R: 3 E: 0 K: 0 S: 11	H: 2 LOB: 2 BB: 3 P: 30	R: 1 E: 0 K: 1 S: 11	H: 1 LOB: 0 BB: 0 P: 15	R: 1 E: 1 K: 3 S: 14	H: 1 LOB: 1 BB: 1 P: 24	1B: 7 2B: 0 3B: 0 HR: 3	SF: 1 SAC: 1 DP: 0 HBP: 0	WP: 0 PB: 0 SB: 0 CS: 0	PA: 41		
PITCHER	IP WLS BF H R ER SO BB IBB HBP BLK WP HR S P ERA WHIP																					
15 Tim Hudson, R ERA: 2.8	5.2 L 30 7 6 6 3 5 1 0 0 0 0 0 0 54 102 9.53 2.118																					
36 Mike Dunn, L ERA: 1.13	0.0 1 1 0 0 0 0 0 0 0 0 0 0 3 6 -- --																					
58 Peter Moylan, R ERA: 3.0	0.1 1 0 0 0 0 0 0 0 0 0 0 0 2 3 0.00 0.000																					
43 Kyle Farnsworth, R ERA: 3.16	1.0 4 1 1 1 1 0 0 0 0 0 0 0 11 15 9.00 1.000																					
13 Billy Wagner, L ERA: 1.41	1.0 5 1 1 0 3 1 0 0 0 0 0 0 14 24 0.00 2.000																					

Batter	1	2	3	4	5	6	7	8	9	AB	R	H	RBI	BB	SO	LOB	TOP					
4 Omar Infante, R OBP: 0.366, SLG: 0.426	L8		G5-3		F7		G5-3		BB	4	0	0	0	1	0	2						
22 Jason Heyward, L OBP: 0.396, SLG: 0.466	K		16 1B		F9		K		K	5	0	1	0	0	3	2						
Martin Prado, R OBP: 0.349, SLG: 0.459	G6-3		P3						K	4	1	1	0	1	1	3						
16 Brian McCann, L OBP: 0.378, SLG: 0.460		F9	E5							4	0	1	0	0	0	2						
8 David Ross, R OBP: 0.316, SLG: 0.444					P4		F9			0	0	0	0	1	0	0						
27 Derrek Lee, R OBP: 0.343, SLG: 0.418	F8									2	1	1	1	2	0	0						
5 Freddie Freeman, L (8, PR) OBP: 0.118, SLG: 0.294									K	1	0	0	0	0	1	2						
13 Nate McLouth, L OBP: 0.292, SLG: 0.325					L4-3					3	1	2	0	1	0	1						
2 Alex Gonzalez, R OBP: 0.317, SLG: 0.465										3	1	1	3	1	1	2						
53 Melky Cabrera, S OBP: 0.316, SLG: 0.354										4	0	1	0	0	1	4						
32 Derek Lowe, R ERA: 4.235, SLG: 0.235										1	1	1	0	0	0	0						
20 Eric Hinske, L OBP: 0.306, SLG: 0.446										1	0	0	0	0	0	0						
58 Peter Moylan, R ERA: 5.15										0	0	0	0	0	0	0						
39 Jonny Venters, L ERA: 1.81										0	0	0	0	0	0	0						
7 Brooks Conrad, S OBP: 0.259, SLG: 0.316										1	0	0	0	0	1	2						
46 Craig Kimbrel, R ERA: 0.53										0	0	0	0	0	0	0						
13 Billy Wagner, L ERA: 1.39										0	0	0	0	0	0	0						
Inning Stats	R: 0 H: 0 E: 0 K: 1 S: 9	H: 0 LOB: 0 BB: 0 P: 11	R: 0 H: 1 E: 0 K: 0 S: 12	LOB: 2 BB: 1 P: 21	R: 1 H: 3 E: 1 K: 0 S: 16	LOB: 2 BB: 0 P: 21	R: 0 H: 0 E: 0 K: 0 S: 5	LOB: 0 BB: 1 P: 9	R: 0 H: 1 E: 0 K: 0 S: 11	LOB: 1 BB: 0 P: 13	R: 4 H: 3 E: 0 K: 0 S: 15	LOB: 0 BB: 0 P: 27	R: 0 H: 1 E: 0 K: 1 S: 9	LOB: 1 BB: 0 P: 14	R: 0 H: 0 E: 0 K: 3 S: 10	LOB: 2 BB: 2 P: 22	R: 0 H: 0 E: 0 K: 3 S: 11	LOB: 2 BB: 2 P: 22	1B: 6 2B: 3 3B: 0 HR: 1	SF: 0 SAC: 1 DP: 1 HBP: 0	WP: 1 PB: 0 SB: 0 CS: 0	PA: 41
PITCHER	IP	WLS	BF	H	R	ER	SO	BB	IBB	HBP	BLK	WP	HR	S	P	ERA	WHIP					
29 Yuniesky Maya, R ERA: 6.43	5.1	L	25	8	5	4	1	3	0	0	0	1	1	62	92	6.75	2.062					
35 Craig Stammen, R ERA: 5.15	1.2		6	1	0	0	1	0	0	0	0	0	0	15	24	0.00	0.600					
46 Joe Bisenius, R ERA: 2.25	1.0		5	0	0	0	3	2	0	0	0	0	0	10	22	0.00	2.000					
23 Collin Balester, R ERA: 2.12	1.0		5	0	0	0	3	2	0	0	0	0	0	11	22	0.00	2.000					

Atlanta Braves @ Washington Nationals
Nationals Park, Washington, DC
Sat Sep 25 2010, 1:08 PM - 4:12 PM EDT
Att: 23,824 - Partly Cloudy - 88 F

livebaseballscorecards.com

AB 33
R 5
H 9
RBI 4
BB 7
SO 8
LOB 20

Batter	1	2	3	4	5	6	7	8	9	AB	R	H	RBI	BB	SO	LOB	BOTTOM				
1 Nnyer Morgan, L OBP: 0.317, SLG: 0.319	2B		F7		G1-3		K		F8	5	0	1	0	0	1	2					
2 Roger Bernadina, L OBP: 0.312, SLG: 0.400	K				G3-1		FC4-6 6 BB		G4-3	4	0	1	0	0	1	2					
46 Joe Bisenius, R										0	0	0	0	0	0	0					
23 Collin Balester, R										0	0	0	0	0	0	0					
32 Kevin Mench, R OBP: 0.200, SLG: 0.130										1	0	0	0	0	0	1					
6 Ian Desmond, R OBP: 0.316, SLG: 0.408	K		F8		E3				K	4	0	0	0	1	2	3					
44 Adam Dunn, L OBP: 0.363, SLG: 0.548			G4-3		E8					3	0	0	0	1	1	4					
38 Michael Morse, R OBP: 0.357, SLG: 0.518	F8				FC5-4					3	0	0	0	1	1	4					
20 Adam Kennedy, L OBP: 0.323, SLG: 0.330	G4-3				G3				L4	3	0	0	0	1	0	1					
3 Wilson Ramos, R OBP: 0.294, SLG: 0.394	G5-3								P3	4	0	1	0	0	0	2					
12 Alberto Gonzalez, R OBP: 0.302, SLG: 0.325									K	4	0	2	0	0	2	1					
29 Yuniesky Maya, R OBP: 0.167, SLG: 0.167	K				G1-3					2	0	0	0	0	1	3					
35 Craig Stammen, R ERA: 2.85										0	0	0	0	0	0	0					
30 Justin Maxwell, R OBP: 0.303, SLG: 0.295										1	0	1	0	1	0	0					
Inning Stats	R: 0 H: 1 E: 0 K: 2 S: 18	H: 1 LOB: 1 BB: 0 P: 29	R: 0 H: 1 E: 0 K: 1 S: 12	LOB: 1 BB: 0 P: 16	R: 0 H: 1 E: 0 K: 0 S: 9	LOB: 1 BB: 0 P: 19	R: 0 H: 2 E: 0 K: 1 S: 12	LOB: 2 BB: 0 P: 16	R: 0 H: 0 E: 0 K: 1 S: 9	LOB: 0 BB: 1 P: 15	R: 0 H: 0 E: 0 K: 2 S: 15	LOB: 2 BB: 2 P: 27	R: 0 H: 0 E: 0 K: 1 S: 9	LOB: 1 BB: 1 P: 16	R: 0 H: 1 E: 0 K: 1 S: 8	LOB: 1 BB: 0 P: 12	1B: 4 2B: 2 3B: 0 HR: 0	SF: 0 SAC: 0 DP: 1 HBP: 0	WP: 1 PB: 0 SB: 0 CS: 0	PA: 39	
PITCHER	IP	WLS	BF	H	R	ER	SO	BB	IBB	HBP	BLK	WP	HR	S	P	ERA	WHIP				
32 Derek Lowe, R ERA: 4.07	5.0	W	23	5	0	0	4	1	0	0	0	0	0	64	103	0.00	1.200				
58 Peter Moylan, R ERA: 2.85	1.0		3	0	0	0	1	1	0	0	0	0	0	9	15	0.00	1.000				
39 Jonny Venters, L ERA: 1.81	1.0		5	0	0	0	2	2	0	0	0	0	0	15	27	0.00	2.000				
46 Craig Kimbrel, R ERA: 0.53	1.0		4	0	0	0	1	1	0	0	0	1	0	9	16	0.00	1.000				
13 Billy Wagner, L ERA: 1.39	1.0		4	1	0	0	1	0	0	0	0	0	0	8	12	0.00	1.000				

Atlanta Braves @ Washington Nationals
Nationals Park, Washington, DC
Sat Sep 25 2010, 1:08 PM - 4:12 PM EDT
Att: 23,824 - Partly Cloudy - 88 F

livebaseballscorecards.com

AB 34
R 0
H 6
RBI 0
BB 5
SO 9
LOB 23

Batter	1	2	3	4	5	6	7	8	9	AB	R	H	RBI	BB	SO	LOB	TOP					
8 Shane Victorino, S OBP: 0.329, SLG: 0.433										4	1	0	0	1	0	0	Philadelphia Phillies @ Washington Nationals Nationals Park, Washington, DC Mon Sep 27 2010, 7:07 PM - 9:43 PM EDT Att: 14,309 - Cloudy - 74 F					
27 Placido Polanco, R OBP: 0.340, SLG: 0.368										4	2	3	1	1	0	0						
26 Chase Utley, L OBP: 0.391, SLG: 0.455										4	2	1	2	0	2	2						
6 Ryan Howard, L OBP: 0.352, SLG: 0.511										4	0	0	0	1	2	3						
28 Jayson Werth, R OBP: 0.387, SLG: 0.527										5	2	3	4	0	0	0						
29 Raul Ibanez, L OBP: 0.302, SLG: 0.444										5	0	2	0	0	1	2						
51 Carlos Ruiz, R OBP: 0.396, SLG: 0.443										4	0	3	1	0	0	1						
21 Wilson Valdez, R OBP: 0.302, SLG: 0.358										3	1	0	0	1	0	3						
34 Roy Halladay, R OBP: 0.151, SLG: 0.141										4	0	0	0	0	1	5						
Inning Stats	R: 0 H: 1 E: 0 K: 1 S: 10	H: 1 LOB: 1 BB: 0 P: 20	R: 1 H: 2 E: 0 K: 0 S: 16	H: 2 LOB: 1 BB: 0 P: 23	R: 0 H: 1 E: 0 K: 0 S: 8	H: 1 LOB: 0 BB: 0 P: 12	R: 0 H: 0 E: 0 K: 1 S: 6	H: 0 LOB: 0 BB: 0 P: 10	R: 0 H: 1 E: 0 K: 0 S: 5	H: 1 LOB: 0 BB: 0 P: 7	R: 3 H: 3 E: 0 K: 1 S: 15	H: 3 LOB: 3 BB: 2 P: 33	R: 0 H: 0 E: 0 K: 1 S: 9	H: 0 LOB: 0 BB: 0 P: 11	R: 0 H: 0 E: 0 K: 1 S: 7	H: 0 LOB: 0 BB: 0 P: 10	R: 4 H: 4 E: 0 K: 1 S: 23	H: 4 LOB: 2 BB: 2 P: 40	1B: 6 2B: 5 HR: 1	SF: 0 SAC: 0 DP: 2 HBP: 1	WP: 1 PB: 0 CS: 2	PA: 42
PITCHER	IP WLS BF H R ER SO BB IBB HBP BLK WP HR S P ERA WHIP																					
31 John Lannan, L ERA: 4.65	5.2 L 24 7 4 4 3 1 0 1 0 0 1 1 56 95 6.35 1.412																					
35 Craig Stammen, R ERA: 5.13	0.1 3 1 0 0 0 0 0 1 0 0 0 0 4 10 0.00 3.000																					
23 Collin Balester, R ERA: 1.89	2.0 6 0 0 0 2 0 0 0 0 0 0 0 16 21 0.00 0.000																					
46 Joe Bisenius, R ERA: 9.84	0.2 7 3 4 4 2 2 0 0 0 0 0 0 14 26 54.00 7.500																					
43 Miguel Batista, R ERA: 3.51	0.1 2 1 0 0 0 0 0 0 0 0 0 0 9 14 0.00 3.000																					
Batter	1	2	3	4	5	6	7	8	9	AB	R	H	RBI	BB	SO	LOB	BOTTOM					
8 Danny Espinosa, S OBP: 0.288, SLG: 0.518										4	0	0	0	0	2	0	Philadelphia Phillies @ Washington Nationals Nationals Park, Washington, DC Mon Sep 27 2010, 7:07 PM - 9:43 PM EDT Att: 14,309 - Cloudy - 74 F					
1 Nyjer Morgan, L OBP: 0.315, SLG: 0.318										3	0	0	0	0	0	0						
6 Ian Desmond, R OBP: 0.314, SLG: 0.405										3	0	0	0	0	1	0						
44 Adam Dunn, L OBP: 0.362, SLG: 0.543										3	0	1	0	0	1	0						
38 Michael Morse, R OBP: 0.353, SLG: 0.510										3	0	0	0	0	0	1						
2 Roger Bernadina, L OBP: 0.309, SLG: 0.394										3	0	0	0	0	1	1						
3 Wilson Ramos, R OBP: 0.296, SLG: 0.391										3	0	1	0	0	0	1						
12 Alberto Gonzalez, R OBP: 0.295, SLG: 0.317										3	0	0	0	0	0	1						
31 John Lannan, L OBP: 0.367, SLG: 0.518										1	0	0	0	0	1	0						
35 Craig Stammen, R OBP: 0.296, SLG: 0.318										0	0	0	0	0	0	0						
32 Kevin Merz, R OBP: 0.296, SLG: 0.318										0	0	0	0	0	0	0						
23 Collin Balester, R ERA: 1.89										0	0	0	0	0	0	0						
46 Joe Bisenius, R ERA: 9.84										0	0	0	0	0	0	0						
43 Miguel Batista, R ERA: 3.51										0	0	0	0	0	0	0						
20 Adam Kennedy, L OBP: 0.322, SLG: 0.525										1	0	0	0	0	0	0						
Inning Stats	R: 0 H: 0 E: 0 K: 1 S: 9	H: 0 LOB: 0 BB: 0 P: 16	R: 0 H: 0 E: 0 K: 2 S: 9	H: 0 LOB: 0 BB: 0 P: 16	R: 0 H: 1 E: 0 K: 1 S: 6	H: 1 LOB: 0 BB: 0 P: 8	R: 0 H: 0 E: 0 K: 0 S: 7	H: 0 LOB: 0 BB: 0 P: 10	R: 0 H: 0 E: 0 K: 0 S: 5	H: 0 LOB: 0 BB: 0 P: 8	R: 0 H: 0 E: 0 K: 0 S: 8	H: 0 LOB: 0 BB: 0 P: 11	R: 0 H: 0 E: 0 K: 1 S: 7	H: 0 LOB: 0 BB: 0 P: 9	R: 0 H: 1 E: 0 K: 0 S: 6	H: 1 LOB: 1 BB: 0 P: 9	R: 0 H: 0 E: 0 K: 1 S: 8	H: 0 LOB: 0 BB: 0 P: 10	1B: 2 2B: 0 HR: 0	SF: 0 SAC: 0 DP: 1 HBP: 0	WP: 0 PB: 0 CS: 0	PA: 28
PITCHER	IP WLS BF H R ER SO BB IBB HBP BLK WP HR S P ERA WHIP																					
34 Roy Halladay, R ERA: 2.44	9.0 W 28 2 0 0 6 0 0 0 0 0 0 0 65 97 0.00 0.222																					

Batter	1	2	3	4	5	6	7	8	9	AB	R	H	RBI	BB	SO	LOB	TOP			
11 Jimmy Rollins, S OBP: 0.323, SLG: 0.370 7 Brian Boccio, R (6.6)	G4-3		G3-1				K		K	3	0	1	0	0	0	0	Philadelphia Phillies @ Washington Nationals Nationals Park, Washington, DC Tue Sep 28 2010, 7:08 PM - 9:47 PM EDT Att: 19,117 - Partly Cloudy - 79 F			
29 Raul Ibanez, L OBP: 0.345, SLG: 0.448	F8			HR	FC5-6		F9			4	1	1	1	0	0	2				
26 Chase Utley, L OBP: 0.390, SLG: 0.453	G4-3			K			G3-1			4	0	1	0	0	1	1				
6 Ryan Howard, L OBP: 0.353, SLG: 0.511					G4-3			G4-3		4	0	2	0	0	0	2				
10 Ben Francisco, R OBP: 0.322, SLG: 0.404	K						K			4	0	2	0	0	2	1				
9 Dominic Brown, L OBP: 0.254, SLG: 0.367	K						F8			3	0	1	0	1	1	2				
19 Greg Dobbs, L OBP: 0.325, SLG: 0.325	K						G6-3			4	0	0	0	0	2	6				
23 Brian Schneider, L OBP: 0.336, SLG: 0.367 40 John Mayberry Jr., R OBP: 0.200, SLG: 0.200 24 Paul Hoover, R OBP: 0.381, SLG: 0.389	K		K				G6-3		BB	3	0	0	0	1	2	4				
44 Roy Oswalt, R OBP: 0.189, SLG: 0.140 55 Danyls Baez, R OBP: 0.268, SLG: 0.468 7 Ross Gload, L OBP: 0.200, SLG: 0.200 16 J.C. Romero, S OBP: 0.300, SLG: 0.292 37 Antonio Bastardo, L OBP: 0.290, SLG: 0.512 8 Shane Victorino, S OBP: 0.300, SLG: 0.353 52 Jose Contreras, R OBP: 0.299, SLG: 0.353	G5-3		G5-3				K		K	2	0	0	0	0	0	0				
										1B	1	0	0	0	0	0				
Inning Stats	R: 0 E: 0 K: 0 S: 5	H: 0 LOB: 0 BB: 0 P: 10	R: 0 E: 0 K: 3 S: 11	H: 1 LOB: 1 BB: 0 P: 19	R: 0 E: 0 K: 1 S: 8	H: 0 LOB: 0 BB: 0 P: 9	R: 1 E: 0 K: 2 S: 19	H: 4 LOB: 3 BB: 0 P: 30	R: 0 E: 0 K: 1 S: 10	H: 0 LOB: 1 BB: 1 P: 21	R: 0 E: 0 K: 1 S: 10	H: 1 LOB: 1 BB: 0 P: 15	R: 0 E: 0 K: 1 S: 10	H: 1 LOB: 1 BB: 1 P: 14	R: 0 E: 0 K: 2 S: 7	H: 0 LOB: 1 BB: 1 P: 13	1B: 8 2B: 0 3B: 0 HR: 1	SF: 0 SAC: 0 DP: 0 HBP: 0	WP: 0 PB: 0 SB: 2 CS: 1	PA: 37
PITCHER	IP WLS BF H R ER SO BB IBB HBP BLK WP HR S P ERA WHIP	6.0 26 7 1 1 7 1 0 0 0 0 1 60 100 1.50 1.333	2.0 8 2 0 0 2 0 0 0 0 0 0 20 29 0.00 1.000	1.0 W 3 0 0 0 2 1 0 0 0 0 0 7 13 0.00 1.000																

Batter	1	2	3	4	5	6	7	8	9	AB	R	H	RBI	BB	SO	LOB	BOTTOM					
1 Nyer Morgan, L OBP: 0.320, SLG: 0.317	G3-1				K			K		2	1	0	0	2	2	1	Philadelphia Phillies @ Washington Nationals Nationals Park, Washington, DC Tue Sep 28 2010, 7:08 PM - 9:47 PM EDT Att: 19,117 - Partly Cloudy - 79 F					
2 Roger Bernadina, L OBP: 0.306, SLG: 0.390 22 Drew Storen, S OBP: 0.500, SLG: 0.500	K		P6		FC6-4			K		4	0	0	0	0	2	3						
6 Ian Desmond, R OBP: 0.313, SLG: 0.402	FC1		FC6-4					K		3	0	0	0	1	1	2						
44 Adam Dunn, L OBP: 0.361, SLG: 0.547	G3-1				L3			HR		4	1	1	2	0	1	2						
38 Michael Morse, R OBP: 0.352, SLG: 0.506 36 Tyler Clippard, R OBP: 0.500, SLG: 0.500 30 Justin Maxwell, R OBP: 0.300, SLG: 0.292	G6-3			HBP			F9			2	0	0	0	0	0	2						
8 Danny Espinosa, S OBP: 0.290, SLG: 0.512	F8						K			3	0	1	0	0	1	1						
7 Ivan Rodriguez, R OBP: 0.299, SLG: 0.353	F9				G6-4-3			F9		3	0	0	0	0	0	2						
12 Alberto Gonzalez, R OBP: 0.291, SLG: 0.312	F9				G4-3			K		3	0	0	0	0	1	0						
21 Jason Marquis, L OBP: 0.136, SLG: 0.182 22 Willie Harris, L OBP: 0.290, SLG: 0.369	G4-3							K		2	0	1	0	0	0	0						
										1	0	0	0	0	1	0						
Inning Stats	R: 1 E: 1 K: 1 S: 9	H: 0 LOB: 1 BB: 1 P: 16	R: 0 E: 0 K: 0 S: 7	H: 0 LOB: 0 BB: 0 P: 12	R: 0 E: 0 K: 0 S: 9	H: 0 LOB: 1 BB: 1 P: 16	R: 0 E: 0 K: 1 S: 7	H: 1 LOB: 1 BB: 0 P: 10	R: 0 E: 0 K: 1 S: 10	H: 1 LOB: 1 BB: 0 P: 13	R: 0 E: 0 K: 1 S: 10	H: 0 LOB: 0 BB: 1 P: 18	R: 0 E: 0 K: 2 S: 9	H: 0 LOB: 0 BB: 0 P: 14	R: 0 E: 0 K: 3 S: 9	H: 0 LOB: 0 BB: 0 P: 15	R: 1 E: 0 K: 0 S: 1	H: 1 LOB: 0 BB: 0 P: 3	1B: 2 2B: 0 3B: 0 HR: 1	SF: 0 SAC: 0 DP: 1 HBP: 1	WP: 0 PB: 0 SB: 2 CS: 0	PA: 31
PITCHER	IP WLS BF H R ER SO BB IBB HBP BLK WP HR S P ERA WHIP	5.0 20 2 1 0 3 2 0 0 0 0 0 42 67 0.00 0.800	1.0 4 0 0 0 1 1 0 0 0 0 0 6 9 0.00 0.000	0.2 1 0 0 0 1 0 0 0 0 0 0 3 5 0.00 0.000																		

Batter	1	2	3	4	5	6	7	8	9	AB	R	H	RBI	BB	SO	LOB	TOP					
11 Jimmy Rollins, S (1.6) 7 Brian Boccock, R (7.6)	F9		G4-3	F9			F9			4	0	0	0	0	0	1	Philadelphia Phillies @ Washington Nationals Nationals Park, Washington, DC Wed Sep 29 2010, 7:07 PM - 9:30 PM EDT Att: 20,026 - Cloudy - 65 F					
21 Wilson Valdez, R (1.4) OBP: 0.301, SLG: 0.355	G6-3		F9				G6-3			3	1	0	0	1	0	0						
8 Shane Victorino, S (1.8) OBP: 0.254, SLG: 0.367	G3		G3				F8			4	0	0	0	0	0	1						
9 Domic Brown, L (7.9)										0	0	0	0	0	0	0						
5 Mike Sweeney, R (1.3) OBP: 0.325, SLG: 0.450										3	2	1	1	1	0	1						
10 Ben Francisco, R (1.7) OBP: 0.332, SLG: 0.447										4	3	3	3	0	0	0						
40 John Mayberry Jr., R (1.9) (7.8) OBP: 0.333, SLG: 0.667										4	1	2	3	0	0	0						
19 Greg Dobbs, L (1.5) OBP: 0.247, SLG: 0.329										4	0	2	0	0	1	1						
24 Paul Hoover, R (1.2) OBP: 0.320, SLG: 0.318										4	0	0	0	0	2	3						
56 Joe Blanton, R (1.1) OBP: 0.161, SLG: 0.119										2	0	0	0	0	1	1						
16 J.C. Romero, S (8.1)										0	0	0	0	0	0	0						
46 Ryan Madson, L (8.1)										0	0	0	0	0	0	0						
2B Jayson Werth, R (9, PH) OBP: 0.386, SLG: 0.526										1	0	0	0	0	0	0						
54 Brad Lidge, R (9.1)										0	0	0	0	0	0	0						
Inning Stats	R: 0 E: 0 K: 0 S: 7	H: 0 LOB: 0 BB: 0 P: 9	R: 2 E: 0 K: 1 S: 13	H: 3 LOB: 1 BB: 0 P: 21	R: 0 E: 0 K: 0 S: 8	H: 0 LOB: 0 BB: 0 P: 10	R: 3 E: 0 K: 1 S: 13	H: 3 LOB: 1 BB: 1 P: 22	R: 2 E: 0 K: 0 S: 9	H: 1 LOB: 0 BB: 1 P: 18	R: 0 E: 0 K: 0 S: 5	H: 1 LOB: 0 BB: 0 P: 7	R: 0 E: 0 K: 0 S: 6	H: 0 LOB: 0 BB: 0 P: 8	R: 0 E: 0 K: 0 S: 8	H: 0 LOB: 0 BB: 0 P: 10	R: 0 E: 0 K: 2 S: 9	H: 0 LOB: 0 BB: 0 P: 11	1B: 4 2B: 0 3B: 0 HR: 4	SF: 0 SAC: 1 DP: 1 HBP: 0	WP: 0 PB: 0 SB: 0 CS: 0	PA: 36
PITCHER	IP WLS BF H R ER SO BB IBB HBP BLK WP HR S P ERA WHIP																					
48 Ross Detwiler, L (1.1) ERA: 4.25	4.2 L 23 7 7 7 2 2 0 0 0 0 0 4 47 74 13.50 1.929																					
43 Miguel Batista, R (5.1) ERA: 3.75	1.1 4 1 0 0 0 0 0 0 0 0 0 0 8 13 0.00 0.750																					
23 Collin Balester, R (7.1) ERA: 1.8	1.0 3 0 0 0 0 0 0 0 0 0 0 0 6 8 0.00 0.000																					
62 Joel Peralta, R (8.1) ERA: 2.14	1.0 3 0 0 0 0 0 0 0 0 0 0 0 8 10 0.00 0.000																					
45 Doug Slaten, L (9.1) ERA: 3.29	1.0 3 0 0 0 2 0 0 0 0 0 0 0 9 11 0.00 0.000																					

AB	33
R	7
H	8
RBI	7
BB	2
SO	4
LOB	8



Batter	1	2	3	4	5	6	7	8	9	AB	R	H	RBI	BB	SO	LOB	BOTTOM					
1 Nyer Morgan, L (1.8) OBP: 0.321, SLG: 0.317	P5									3	1	1	0	1	0	0	Philadelphia Phillies @ Washington Nationals Nationals Park, Washington, DC Wed Sep 29 2010, 7:07 PM - 9:30 PM EDT Att: 20,026 - Cloudy - 65 F					
8 Danny Espinosa, S (1.4) OBP: 0.285, SLG: 0.500	G3-1									4	0	1	0	0	1	1						
6 Ian Desmond, R (1.6) OBP: 0.311, SLG: 0.399	P2									4	0	0	1	0	2	2						
44 Adam Dunn, L (1.3) OBP: 0.359, SLG: 0.543										4	0	0	0	0	4	2						
38 Michael Morse, R (1.9) OBP: 0.351, SLG: 0.502										4	0	1	0	0	1	0						
22 Willie Harris, L (1.7) OBP: 0.289, SLG: 0.364	F8									3	0	0	0	1	0	0						
3 Wilson Ramos, R (1.2) OBP: 0.297, SLG: 0.380										2	0	0	0	1	1	2						
12 Alberto Gonzalez, R (1.5) OBP: 0.286, SLG: 0.306										3	0	0	0	0	0	3						
48 Ross Detwiler, R (1.1) ERA: 4.74										1	0	0	0	0	0	0						
43 Miguel Batista, R (5.1) ERA: 3.57										0	0	0	0	0	0	0						
23 Collin Balester, R (7.1) ERA: 2.6										0	0	0	0	0	0	0						
2 Roger Bernadina, L (8.1) OBP: 0.306, SLG: 0.380										1	0	0	0	0	0	0						
62 Joel Peralta, R (9.1)										0	0	0	0	0	0	0						
45 Doug Slaten, L (9.1) ERA: 3.02										0	0	0	0	0	0	0						
Inning Stats	R: 0 E: 0 K: 0 S: 5	H: 0 LOB: 0 BB: 0 P: 6	R: 0 E: 0 K: 2 S: 19	H: 0 LOB: 0 BB: 0 P: 22	R: 0 E: 0 K: 1 S: 6	H: 0 LOB: 0 BB: 0 P: 9	R: 1 E: 1 K: 1 S: 7	H: 1 LOB: 0 BB: 0 P: 12	R: 0 E: 0 K: 0 S: 7	H: 0 LOB: 0 BB: 1 P: 15	R: 0 E: 0 K: 1 S: 12	H: 1 LOB: 2 BB: 1 P: 19	R: 0 E: 0 K: 1 S: 13	H: 1 LOB: 2 BB: 1 P: 24	R: 0 E: 0 K: 1 S: 8	H: 0 LOB: 0 BB: 0 P: 12	R: 0 E: 0 K: 1 S: 9	H: 0 LOB: 0 BB: 0 P: 13	1B: 3 2B: 0 3B: 0 HR: 0	SF: 0 SAC: 0 DP: 0 HBP: 0	WP: 0 PB: 0 SB: 0 CS: 0	PA: 33
PITCHER	IP WLS BF H R ER SO BB IBB HBP BLK WP HR S P ERA WHIP																					
56 Joe Blanton, R (1.1) ERA: 4.74	7.0 W 27 3 1 0 0 0 3 0 0 0 0 0 69 107 0.00 0.857																					
16 J.C. Romero, L (8.1) ERA: 3.57	0.1 1 0 0 0 0 0 0 0 0 0 0 0 3 5 0.00 0.000																					
46 Ryan Madson, R (8.1) ERA: 2.6	0.2 2 0 0 0 1 0 0 0 0 0 0 0 5 7 0.00 0.000																					
54 Brad Lidge, R (9.1) ERA: 3.02	1.0 3 0 0 0 1 0 0 0 0 0 0 0 9 13 0.00 0.000																					

AB	30
R	1
H	3
RBI	1
BB	3
SO	8
LOB	12



Batter	1	2	3	4	5	6	7	8	9	10	11	12	13	14	AB	R	H	RBI	BB	SO	LOB	TOP		
8 Danny Espinosa, S OBP: 0.277, SLG: 0.447	G1-3		K			FC5-6 1B		K		K			F9		6	0	1	0	0	3	1			
1 Nyjer Morgan, L OBP: 0.319, SLG: 0.314	L8			K		FC5-6 BB				G4-3					5	0	1	0	1	2	0			
6 Ian Desmond, R OBP: 0.308, SLG: 0.392	L8					FC5-6 BB		K2-3				F8		K	6	0	0	0	0	3	3			
44 Adam Dunn, L OBP: 0.356, SLG: 0.536			K												4	0	1	0	0	1	2			
20 Adam Kennedy, L OBP: 0.327, SLG: 0.327			F7			P5									1	1	0	0	0	0	0			
2 Roger Bernadina, L OBP: 0.307, SLG: 0.384	P4					G3									4	1	0	0	2	0	3			
7 Sean Burnett, R OBP: 0.291, SLG: 0.302			G3			G6-3									3	0	0	0	0	0	1			
22 Willie Harris, L OBP: 0.291, SLG: 0.302						G6-3									3	0	1	0	0	0	0			
30 Justin Maxwell, R OBP: 0.305, SLG: 0.288			F9			B3-5-4 1B		F9							1	0	0	1	2	1	0			
12 Alberto Gonzalez, R OBP: 0.277, SLG: 0.301								G5-3							6	0	2	1	0	0	5			
61 Livan Hernandez, R OBP: 0.161, SLG: 0.212						B3-5-4 2B									2	0	0	0	0	0	3			
3 Wilson Ramos, R OBP: 0.305, SLG: 0.405			FC1-5-6			B3-5-4		F8							3	0	0	0	0	1	0			
Inning Stats	R: 0 H: 0 E: 0 K: 0 S: 8	H: 0 LOB: 0 BB: 0 P: 12	R: 0 H: 0 E: 0 K: 1 S: 11	H: 0 LOB: 0 BB: 0 P: 18	R: 0 H: 1 E: 0 K: 1 S: 11	H: 1 LOB: 1 BB: 0 P: 16	R: 0 H: 0 E: 0 K: 0 S: 8	H: 0 LOB: 0 BB: 0 P: 25	R: 0 H: 1 E: 0 K: 0 S: 14	H: 0 LOB: 0 BB: 0 P: 14	R: 0 H: 0 E: 0 K: 1 S: 12	H: 0 LOB: 0 BB: 0 P: 20	R: 0 H: 0 E: 0 K: 1 S: 12	H: 0 LOB: 0 BB: 0 P: 13	R: 0 H: 0 E: 0 K: 2 S: 5	H: 0 LOB: 0 BB: 0 P: 7	R: 0 H: 0 E: 0 K: 2 S: 8	H: 0 LOB: 0 BB: 0 P: 33	R: 1 H: 0 E: 0 K: 1 S: 14	H: 0 LOB: 2 BB: 3 P: 33	1B: 4 2B: 2 3B: 0 HR: 0	SF: 0 SAC: 0 DP: 2 HBP: 1	WP: 0 PB: 0 SB: 1 CS: 0	PA: 53
PITCHER	IP 7.0	WLS 3	BF 26	H 4	R 1	ER 1	SO 4	BB 2	IBB 0	HBP 0	BLK 0	WP 0	HR 0	S 65	P 102	ERA 3.66	WHIP 0.857							
34 Mike Pelfrey, R ERA: 3.66																								
18 Ryota Igarashi, R ERA: 7.12																								
47 Hisanori Takahashi, L ERA: 3.01																								
50 Sean Green, R ERA: 3.69																								
36 Manny Acosta, R ERA: 2.95																								
PITCHER	IP 0.1	WLS 0	BF 1	H 0	R 0	ER 0	SO 1	BB 0	IBB 0	HBP 0	BLK 0	WP 0	HR 0	S 11	P 30	ERA 6.8	WHIP 9.000							
46 Oliver Pérez, L ERA: 6.8																								
48 Pat Misch, L ERA: 3.82																								

Washington Nationals @ New York Mets
Citi Field, Flushing, NY
Sun Oct 03 2010, 1:12 PM - 5:25 PM EDT
Att. 30,849 - Partly Cloudy - 61 F

AB 46
R 2
H 6
RBI 2
BB 6
SO 12
LOB 19



Batter	1	2	3	4	5	6	7	8	9	10	11	12	13	14	AB	R	H	RBI	BB	SO	LOB	BOTTOM		
7 José Reyes, S OBP: 0.321, SLG: 0.428	P6		F7			1B		E6 SH2-3					G4-3		4	0	1	0	0	0	1			
12 Joaquin Arias, R OBP: 0.280, SLG: 0.320															2	0	1	0	0	0	1			
27 Jesús Feliciano, L OBP: 0.276, SLG: 0.287	P5					G5-3		F7							5	0	0	0	0	1	2			
5 David Wright, R OBP: 0.324, SLG: 0.463															3	0	0	0	0	1	0			
47 Hisanori Takahashi, L ERA: 3.01															0	0	0	0	0	0	0			
50 Sean Green, R ERA: 3.69															0	0	0	0	0	0	0			
1 Luis Castillo, R ERA: 3.66															1	0	0	0	0	0	1			
36 Manny Acosta, R ERA: 2.95															0	0	0	0	0	0	0			
13 Mike Nickes, R ERA: 3.14															1	0	0	0	0	0	1			
46 Oliver Pérez, L ERA: 6.8															0	0	0	0	0	0	0			
48 Pat Misch, L ERA: 3.82															0	0	0	0	0	0	0			
29 Ike Davis, L OBP: 0.351, SLG: 0.440	G6-3					1B		F8							6	0	1	0	0	0	3			
16 Ángel Pagán, S OBP: 0.340, SLG: 0.425	G4-3					CS									6	1	1	0	0	1	2			
21 Lucas Duda, L OBP: 0.261, SLG: 0.417															6	0	1	0	0	2	0			
30 Josh Thole, L OBP: 0.357, SLG: 0.386															4	0	1	0	2	0	1			
11 Rubén Tejada, R OBP: 0.305, SLG: 0.282															4	0	2	0	0	0	1			
34 Mike Pelfrey, R ERA: 3.66															1	0	0	0	0	0	1			
23 Chris Carter, L OBP: 0.317, SLG: 0.389															1	0	0	0	0	0	2			
18 Ryota Igarashi, R ERA: 7.12															0	0	0	0	0	0	0			
19 Mike Hessman, R OBP: 0.262, SLG: 0.256															2	0	0	0	0	2	1			
Inning Stats	R: 0 H: 0 E: 0 K: 0 S: 8	H: 0 LOB: 0 BB: 0 P: 10	R: 0 H: 0 E: 0 K: 0 S: 6	H: 0 LOB: 0 BB: 0 P: 10	R: 0 H: 1 E: 0 K: 0 S: 7	H: 1 LOB: 1 BB: 0 P: 11	R: 0 H: 1 E: 0 K: 0 S: 7	H: 0 LOB: 0 BB: 0 P: 11	R: 0 H: 0 E: 1 K: 0 S: 8	H: 0 LOB: 2 BB: 1 P: 18	R: 0 H: 0 E: 0 K: 1 S: 12	H: 0 LOB: 0 BB: 0 P: 22	R: 0 H: 0 E: 0 K: 2 S: 6	H: 0 LOB: 1 BB: 0 P: 15	R: 0 H: 0 E: 0 K: 2 S: 9	H: 0 LOB: 0 BB: 0 P: 13	R: 0 H: 1 E: 0 K: 1 S: 12	H: 0 LOB: 1 BB: 0 P: 15	R: 0 H: 0 E: 0 K: 2 S: 7	H: 0 LOB: 1 BB: 1 P: 17	1B: 7 2B: 1 3B: 0 HR: 0	SF: 0 SAC: 3 DP: 1 HBP: 1	WP: 0 PB: 0 SB: 0 CS: 1	PA: 54
PITCHER	IP 6.2	WLS 2	BF 26	H 6	R 1	ER 1	SO 1	BB 1	IBB 0	HBP 0	BLK 0	WP 0	HR 0	S 51	P 85	ERA 1.35	WHIP 1.050							
61 Livan Hernandez, R ERA: 3.66																								
17 Sean Burnett, L ERA: 2.14																								
45 Doug Staten, L ERA: 3.1																								
22 Drew Storen, R ERA: 3.58																								
62 Joel Peralta, R ERA: 2.02																								
PITCHER	IP 1.0	WLS 0	BF 4	H 0	R 0	ER 0	SO 0	BB 0	IBB 0	HBP 0	BLK 0	WP 0	HR 0	S 8	P 17	ERA 0.00	WHIP 1.000							
43 Miguel Batista, R ERA: 3.7																								

Washington Nationals @ New York Mets
Citi Field, Flushing, NY
Sun Oct 03 2010, 1:12 PM - 5:25 PM EDT
Att. 30,849 - Partly Cloudy - 61 F

AB 46
R 1
H 8
RBI 0
BB 3
SO 7
LOB 17

