

# Washington Nationals - 2011





Batter	1	2	3	4	5	6	7	8	9	AB	R	H	RBI	BB	SO	LOB	TOP			
7 José Reyes, S OBP: 0.400, SLG: 0.600 25 Chin-Lung Hu, R OBP: 0.333, SLG: 0.143										3	1	1	0	0	0	0	<b>New York Mets @ Washington Nationals</b> Space Coast Stadium, Viera, FL Tue Mar 01 2011, 1:06 PM - 3:45 PM EST Att: 3,658 - Partly Cloudy - 71 F			
22 Willie Harris, L OBP: 0.571, SLG: 1.000 72 Kirk Nieuwenhuis, L OBP: 0.125, SLG: 0.250										3	0	1	0	0	0	1				
5 David Wright, R 4 Russ Adams, L OBP: 0.250, SLG: 1.000										1	0	0	1	1	0	1				
29 Ike Davis, L 65 Zach Lutz, R										3	0	0	0	0	2	1				
4 Brad Emaus, R 2 Justin Turner, R										3	0	1	0	0	1	1				
21 Lucas Duda, L OBP: 0.273, SLG: 0.455										4	1	2	0	0	1	1				
30 Josh Thole, L OBP: 0.143, SLG: 0.143 19 Raul Chavez, R OBP: 0.333, SLG: 0.333										3	0	0	0	0	0	2				
26 Fernando Martinez, L OBP: 0.625, SLG: 1.125 Sean Ratliff, L										3	0	2	0	0	0	1				
20 Jason Pridie, L 96 Matthew den Dekker, L OBP: 1.000, SLG: 1.000										3	0	0	0	0	2	2				
<b>Inning Stats</b>	R: 1 E: 0 K: 0 S: 4	H: 1 LOB: 0 BB: 0 P: 4	R: 0 E: 0 K: 1 S: 6	H: 1 LOB: 1 BB: 0 P: 6	R: 0 E: 0 K: 1 S: 6	H: 1 LOB: 1 BB: 0 P: 6	R: 0 E: 0 K: 2 S: 8	H: 1 LOB: 1 BB: 0 P: 8	R: 0 E: 0 K: 1 S: 5	H: 0 LOB: 1 BB: 1 P: 9	R: 0 E: 0 K: 0 S: 4	H: 1 LOB: 1 BB: 0 P: 4	R: 0 E: 0 K: 2 S: 8	H: 1 LOB: 1 BB: 0 P: 8	R: 2 E: 1 K: 1 S: 8	H: 3 LOB: 1 BB: 0 P: 8		1B: 5 2B: 6 3B: 0 HR: 0	SF: 1 SAC: 0 DP: 1 HBP: 0	WP: 0 PB: 0 SB: 0 CS: 1
<b>PITCHER</b>	IP: 3.0 WLS: 0 BF: 12 ERA: 3.0	H: 3 R: 1 ER: 1 SO: 2	BB: 0 IBB: 0 HBP: 0 BLK: 0	WP: 0 HR: 0 S: 16 P: 13	ERA: 3.00 WHIP: 1.000	IP: 1.0 WLS: 0 BF: 6 ERA: 18.0	H: 3 R: 2 ER: 2 SO: 1	BB: 0 IBB: 0 HBP: 0 BLK: 0	WP: 0 HR: 0 S: 8 P: 8	ERA: 18.00 WHIP: 3.000										
61 Livan Hernandez, R ERA: 3.0	48 Ross Detwiler, L ERA: 3.0	65 Cole Kimball, R ERA: 3.0	23 Collin Balester, R ERA: 3.0	36 Tyler Clippard, R ERA: 3.0	22 Drew Storen, R ERA: 18.0															

**New York Mets @ Washington Nationals**  
 Space Coast Stadium, Viera, FL  
 Tue Mar 01 2011, 1:06 PM - 3:45 PM EST  
 Att: 3,658 - Partly Cloudy - 71 F

AB 35  
 R 3  
 H 10  
 RBI 3  
 BB 1  
 SO 9  
 LOB 14



Batter	1	2	3	4	5	6	7	8	9	AB	R	H	RBI	BB	SO	LOB	BOTTOM	
1 Njyer Morgan, L 58 Corey Brown, L OBP: 0.333, SLG: 0.333 72 Jeff Frazier, R OBP: 0.500, SLG: 1.000										3	0	0	0	0	0	2	<b>New York Mets @ Washington Nationals</b> Space Coast Stadium, Viera, FL Tue Mar 01 2011, 1:06 PM - 3:45 PM EST Att: 3,658 - Partly Cloudy - 71 F	
6 Ian Desmond, R OBP: 0.333, SLG: 0.833 13 Alex Cora, L OBP: 1.000, SLG: 1.000										3	0	0	0	0	1			
28 Jayson Werth, R 34 Bryce Harper, L OBP: 0.250, SLG: 0.250										1	0	0	0	1	1			
11 Ryan Zimmerman, R 12 Alberto Gonzalez, R OBP: 0.500, SLG: 0.500										2	1	0	0	1	1			
38 Michael Morse, R OBP: 0.714, SLG: 1.571 43 Rick Ankiel, L										2	1	2	0	0	0			
25 Adam LaRoche, L 71 Jonathan Van Every, L OBP: 0.500, SLG: 0.500										3	0	0	1	0	0			
7 Ivan Rodriguez, R OBP: 1.000, SLG: 2.000 66 Derek Norris, R OBP: 0.500, SLG: 0.500										1	1	1	1	1	0			
8 Danny Espinosa, S OBP: 0.600, SLG: 1.250 15 Jerry Hairston, R										2	1	1	2	0	1			
14 Chris Marrero, R OBP: 1.000, SLG: 1.000 20 Laynce Nix, L OBP: 1.000, SLG: 2.000 62 Kevin Barker, L										2	0	2	0	0	0			
<b>Inning Stats</b>	R: 0 E: 0 K: 1 S: 5	H: 0 LOB: 1 BB: 1 P: 9	R: 0 E: 0 K: 1 S: 6	H: 1 LOB: 1 BB: 1 P: 10	R: 0 E: 0 K: 0 S: 3	H: 1 LOB: 0 BB: 0 P: 3	R: 4 E: 1 K: 1 S: 9	H: 4 LOB: 1 BB: 1 P: 13	R: 0 E: 0 K: 0 S: 3	H: 0 LOB: 0 BB: 0 P: 3	R: 1 E: 0 K: 0 S: 6	H: 3 LOB: 2 BB: 0 P: 8	R: 0 E: 0 K: 1 S: 6	H: 1 LOB: 1 BB: 0 P: 6	1B: 8 2B: 3 3B: 0 HR: 1	SF: 0 SAC: 0 DP: 2 HBP: 0		WP: 1 PB: 1 SB: 0 CS: 1
<b>PITCHER</b>	IP: 3.0 WLS: 0 BF: 11 ERA: 36.0	H: 2 R: 0 ER: 0 SO: 2	BB: 2 IBB: 0 HBP: 0 BLK: 0	WP: 0 HR: 1 S: 14 P: 22	ERA: 0.00 WHIP: 1.333	IP: 1.0 WLS: 0 BF: 3 ERA: 0.00	H: 3 R: 0 ER: 0 SO: 3	BB: 0 IBB: 0 HBP: 0 BLK: 0	WP: 0 HR: 0 S: 3 P: 3	ERA: 0.00 WHIP: 0.000	IP: 2.0 WLS: 10 BF: 4 ERA: 4.50	H: 4 R: 1 ER: 1 SO: 1	BB: 0 IBB: 0 HBP: 0 BLK: 0	WP: 1 HR: 1 S: 12 P: 14	ERA: 4.50 WHIP: 2.000			
49 Jonathon Niese, L ERA: 36.0	27 Pedro Beato, R ERA: 3.0	36 Manny Acosta, R ERA: 3.0	39 Bobby Parnell, R ERA: 4.50															

**New York Mets @ Washington Nationals**  
 Space Coast Stadium, Viera, FL  
 Tue Mar 01 2011, 1:06 PM - 3:45 PM EST  
 Att: 3,658 - Partly Cloudy - 71 F

AB 32  
 R 5  
 H 11  
 RBI 5  
 BB 3  
 SO 4  
 LOB 13









Batter	1	2	3	4	5	6	7	8	9	AB	R	H	RBI	BB	SO	LOB	TOP					
1 Nyer Morgan, L (1, 8) OBP: 0.100, SLG: 0.100																						
2 Roger Bernadina, L (6, 8) OBP: 0.625, SLG: 1.000	G6-3		E2 6 1B	G3		F7			G4-3	4	1	1	0	0	0	5						
6 Ian Desmond, R (1, 6) OBP: 0.300, SLG: 0.600	G6-3								G4-3	4	0	1	1	0	1	0						
13 Alex Cora, L (7, 6) OBP: 0.333, SLG: 0.200	G6-3								G4-3	1	0	0	0	0	0	0						
28 Jayson Werth, R (1, 9) OBP: 0.400, SLG: 0.250									F7	3	0	1	1	0	0	0						
34 Bryce Harper, L (5, 9) OBP: 0.250, SLG: 0.143	P4								F7	2	0	0	0	0	0	0						
38 Michael Morse, R (1, 3) OBP: 0.455, SLG: 1.000										4	0	0	0	0	0	1						
10 Michael Aubrey, L (7, 3) OBP: 0.250, SLG: 0.250										0	0	0	0	0	0	0						
43 Rick Ankiel, L (1, 7) OBP: 0.333, SLG: 0.750										2	1	1	0	1	0	0						
66 Derek Norris, R (6, 2) OBP: 0.667, SLG: 1.667										1	1	1	1	0	0	0						
7 Ivan Rodriguez, R (1, 2) OBP: 0.500, SLG: 1.000										3	0	2	0	0	1	1						
71 Jonathan Van Every, L (6, PR) OBP: 0.250, SLG: 0.500										1	0	1	0	0	0	0						
3 Wilson Ramos, R (1, 10) OBP: 0.667, SLG: 0.333										3	1	2	1	0	0	1						
68 Jhonatan Solano, R (8, PH) (8, 10)										1	0	0	0	0	0	1						
8 Danny Espinosa, S (1, 4) OBP: 0.500, SLG: 0.857										3	0	1	0	0	0	2						
19 Brian Bixler, R (8, PH) OBP: 0.750, SLG: 1.000										0	0	0	0	1	0	0						
12 Alberto Gonzalez, R (1, 5) OBP: 0.571, SLG: 0.571										4	1	2	1	0	0	3						
<b>Inning Stats</b>	R: 0 E: 0 K: 0 S: 3	H: 0 LOB: 0 BB: 0 P: 3	R: 0 E: 0 K: 1 S: 5	H: 0 LOB: 1 BB: 1 P: 9	R: 2 E: 1 K: 0 S: 6	H: 4 LOB: 1 BB: 0 P: 7	R: 0 E: 0 K: 0 S: 6	H: 3 LOB: 3 BB: 0 P: 6	R: 0 E: 0 K: 1 S: 5	H: 0 LOB: 0 BB: 0 P: 5	R: 2 E: 0 K: 0 S: 6	H: 4 LOB: 2 BB: 0 P: 7	R: 0 E: 0 K: 0 S: 3	H: 0 LOB: 0 BB: 0 P: 3	R: 1 E: 0 K: 0 S: 5	H: 2 LOB: 1 BB: 1 P: 10	R: 0 E: 0 K: 0 S: 3	H: 0 LOB: 0 BB: 0 P: 3	1B: 10 2B: 2 3B: 0 HR: 1	SF: 0 SAC: 0 DP: 1 HBP: 0	WP: 0 PB: 0 SB: 2 CS: 1	PA: 39
<b>PITCHER</b>	IP WLS BF H R ER SO BB IBB HBP BLK WP HR S P ERA WHIP																					
72 Brandon Dickson, R (1, 1) ERA: 3.0	3.0	W 13	4	2	1	1	1	0	0	0	0	0	0	0	14	19	3.00	1.667				
31 Ryan Franklin, R (4, 1) ERA:	2.0	W 9	3	0	0	1	0	0	0	0	0	0	0	11	11	0.00	1.500					
48 Ian Snell, R (6, 1) ERA: 9.0	2.0	H 9	4	2	2	0	0	0	0	1	0	0	9	10	9.00	2.000						
78 Maikel Cleto, R (8, 1) ERA: 4.5	2.0	S 8	2	1	1	0	1	0	0	0	0	1	8	13	4.50	1.500						

Washington Nationals @ St. Louis Cardinals  
 Roger Dean Stadium, Jupiter, FL  
 Thu Mar 03 2011, 1:06 PM - 3:50 PM EST  
 Att: 3,601 - Partly Cloudy - 75 F

AB	37
R	5
H	13
RBI	4
BB	2
SO	2
LOB	14



Batter	1	2	3	4	5	6	7	8	9	AB	R	H	RBI	BB	SO	LOB	BOTTOM					
Ryan Theriot, R (1, 6) OBP: 0.444, SLG: 0.286																						
96 Ryan Jackson, R (7, 6) OBP: 0.333, SLG: 0.333	F9									3	1	0	0	1	0	2						
28 Colby Rasmus, L (1, 8) OBP: 0.400, SLG: 0.500										4	2	2	0	0	0	2						
90 Aaron Luna, R (8, 7) OBP: 1.000, SLG: 1.000										1	0	1	0	0	0	0						
5 Albert Pujols, R (1, 3) OBP: 0.375, SLG: 0.286										2	0	2	1	1	0	0						
97 Tommy Pham, R (4, PR) (5, 9)										2	0	0	0	0	1	2						
64 Mark Hamilton, L (1, 9) OBP: 0.385, SLG: 0.583										5	1	1	2	0	1	4						
84 Zack Cox, L (1, 10) OBP: 0.500, SLG: 0.600										4	1	2	0	0	0	4						
4 Yadier Molina, R (1, 2) OBP: 0.500, SLG: 0.500										4	0	2	1	0	0	1						
55 Skip Schumaker, L (1, 4) OBP: 0.500, SLG: 0.500										2	1	1	0	1	1	1						
89 Donovan Solano, R (6, 4) OBP: 0.333, SLG: 0.333										1	0	0	0	0	0	2						
19 Ramón Vázquez, L (1, 5) OBP: 0.200, SLG: 0.222										3	1	0	1	1	0	2						
87 Adron Chambers, L (1, 7) OBP: 0.400, SLG: 0.333										4	0	0	0	0	1	5						
<b>Inning Stats</b>	R: 0 E: 0 K: 1 S: 7	H: 2 LOB: 2 BB: 0 P: 7	R: 0 E: 0 K: 0 S: 4	H: 1 LOB: 2 BB: 1 P: 8	R: 0 E: 0 K: 0 S: 3	H: 1 LOB: 0 BB: 0 P: 3	R: 5 E: 1 K: 0 S: 7	H: 2 LOB: 2 BB: 3 P: 20	R: 0 E: 0 K: 1 S: 6	H: 1 LOB: 0 BB: 0 P: 6	R: 2 E: 1 K: 0 S: 7	H: 3 LOB: 2 BB: 0 P: 7	R: 0 E: 0 K: 1 S: 5	H: 0 LOB: 0 BB: 0 P: 5	R: 0 E: 0 K: 1 S: 5	H: 1 LOB: 0 BB: 0 P: 5	1B: 9 2B: 2 3B: 0 HR: 0	SF: 0 SAC: 0 DP: 2 HBP: 0	WP: 1 PB: 0 SB: 0 CS: 0	PA: 40		
<b>PITCHER</b>	IP WLS BF H R ER SO BB IBB HBP BLK WP HR S P ERA WHIP																					
27 Jordan Zimmermann, R (1, 1) ERA:	3.0	L 13	4	0	0	1	1	0	0	0	0	0	0	1	0	18	0.00	1.667				
49 Garrett Mock, R (4, 1) ERA: 13.5	0.2	L 9	2	5	1	0	3	0	0	0	0	0	6	19	13.50	7.500						
30 Tim Wood, R (4, 1) ERA:	1.1	5	1	0	0	1	0	0	0	0	0	0	7	7	0.00	0.750						
39 Shairon Martis, R (6, 1) ERA:	1.0	7	3	2	0	0	0	0	0	0	0	0	7	7	0.00	3.000						
45 Doug Slaten, L (7, 1) ERA:	1.0	3	0	0	0	1	0	0	0	0	0	0	5	5	0.00	0.000						

Washington Nationals @ St. Louis Cardinals  
 Roger Dean Stadium, Jupiter, FL  
 Thu Mar 03 2011, 1:06 PM - 3:50 PM EST  
 Att: 3,601 - Partly Cloudy - 75 F

AB	36
R	7
H	11
RBI	5
BB	4
SO	4
LOB	25





Batter	1	2	3	4	5	6	7	8	9	AB	R	H	RBI	BB	SO	LOB	TOP										
14 Martin Prado, R (1,5) OBP: 0.412, SLG: 0.400 78 Jose Constanza, L (6,8) OBP: 0.273, SLG: 0.200	G6-3			F9		5 PB 13 BB 1B		SH3-4	G4-3	3	1	1	0	0	0	0											
13 Nate McLouth, L (1,8) OBP: 0.688, SLG: 0.700 76 Shawn Bowman, R (6,5) OBP: 0.273, SLG: 0.500	G4-6-3 1B			2B		5 PB 1B		K		2	1	2	0	1	0	0											
5 Freddie Freeman, L (1,3) OBP: 0.474, SLG: 0.589 93 Joey Terdoslavich, S (8,3)	G4-6-3 1-2			K		1-H 2-H 1B				3	0	1	2	1	1	2											
16 Brian McCann, L (1,2) OBP: 0.154, SLG: 0.154 73 Christian Bethancourt, R (6,2)		K		G5-3				F8		3	0	0	0	0	2	2											
30 Wilkin Ramirez, R (1,10) OBP: 0.556, SLG: 0.778	F8				F9				77 1B	4	1	1	0	0	0	0											
1 Jordan Schafer, L (1,9) OBP: 0.235, SLG: 0.294	G4-3				K2-3				K	4	1	1	0	0	2	1											
7 Brooks Conrad, S (1,4) OBP: 0.067, SLG: 0.133 77 Tyler Pastornicky, R (7,4) OBP: 0.333, SLG: 0.333			G3		G3			K	24 1B	3	0	0	0	0	1	1											
24 Diory Hernandez, R (1,6) OBP: 0.364, SLG: 0.700			G6-3					G4-3	24 3B	4	1	2	2	0	0	0											
17 Matt Young, L (1,7) OBP: 0.364, SLG: 0.250	F7							G4-3	17 SF8	2	0	0	1	1	0	0											
<b>Inning Stats</b>	R: 0 E: 0 K: 0 S: 3	H: 1 LOB: 0 BB: 0 P: 3	R: 0 E: 0 K: 1 S: 5	H: 0 LOB: 0 BB: 0 P: 5	R: 0 E: 0 K: 0 S: 3	H: 0 LOB: 0 BB: 0 P: 3	R: 0 E: 0 K: 1 S: 6	H: 1 LOB: 1 BB: 0 P: 6	R: 0 E: 0 K: 1 S: 5	H: 0 LOB: 0 BB: 0 P: 5	R: 2 E: 0 K: 1 S: 7	H: 2 LOB: 1 BB: 1 P: 12	R: 1 E: 0 K: 1 S: 6	H: 2 LOB: 1 BB: 0 P: 6	R: 0 E: 0 K: 1 S: 5	H: 0 LOB: 2 BB: 2 P: 13	R: 3 E: 0 K: 1 S: 9	H: 3 LOB: 0 BB: 0 P: 9	1B: 7 2B: 1 3B: 1 HR: 0	SF: 1 SAC: 1 DP: 1 HBP: 0	WP: 0 PB: 1 SB: 2 CS: 0	PA: 37					
<b>PITCHER</b>	IP	WLS	BF	H	R	ER	SO	BB	IBB	HBP	BLK	WP	HR	S	P	ERA	WHIP										
21 Jason Marquis, R (1,1) ERA: 0.000	3.0		9	1	0	0	1	0	0	0	0	0	0	11	11	0.00	0.333										
55 Brian Broderick, R (4,1) ERA: 4.5	2.0		7	1	0	2	0	0	0	0	0	0	0	11	11	0.00	0.500										
23 Collin Balester, R (6,1) ERA: 4.5	1.0	B	6	2	2	1	1	0	0	0	0	0	0	7	12	9.00	3.000										
65 Cole Kimball, R (7,1) ERA: 4.5	1.0	B	4	2	1	1	1	0	0	0	0	0	0	6	6	9.00	2.000										
36 Tyler Clippard, R (8,1) ERA: 4.5	1.0		5	0	0	0	1	2	0	0	0	0	0	5	13	0.00	2.000										

Atlanta Braves @ Washington Nationals  
Space Coast Stadium, Viera, FL  
Fri Mar 04 2011, 1:06 PM - 3:48 PM EST  
Att: 3,306 - Partly Cloudy - 78 F

AB 32  
R 6  
H 9  
RBI 6  
BB 3  
SO 7  
LOB 9



Batter	1	2	3	4	5	6	7	8	9	AB	R	H	RBI	BB	SO	LOB	BOTTOM										
1 Nyjer Morgan, L (1,8) OBP: 0.077, SLG: 0.077 71 Jonathan Van Every, L (6,7) OBP: 0.400, SLG: 0.500	G1-3		K		K					3	0	0	0	0	2	2											
2 Roger Bernadina, L (1,7) OBP: 0.417, SLG: 0.636	F9			G3		F9				4	0	0	0	0	0	1											
28 Jayson Werth, R (1,9) OBP: 0.375, SLG: 0.167 34 Bryce Harper, L (7,9) OBP: 0.222, SLG: 0.125	K			11 G4-6-3 BB		G5-3				2	0	0	0	1	1	0											
11 Ryan Zimmerman, R (1,5) OBP: 0.333, SLG: 0.625 13 Alex Cora, L (7,6) OBP: 0.429, SLG: 0.333		K		G4-6-3					26 G5-3 8 1B	3	1	1	1	0	1	1											
25 Adam LaRoche, L (1,10) OBP: 0.300, SLG: 0.300 19 Brian Bixler, R (9, PR) OBP: 0.750, SLG: 1.000		G4-3				8 2B 12 G6-3 1B			8 1B 26 G5-3 1B	4	1	2	0	0	1	0											
3 Wilson Ramos, R (1,2) OBP: 0.500, SLG: 0.625 26 Jesus Flores, R (6,2)		G5-3								2	0	0	0	0	1	1											
8 Danny Espinosa, S (1,4) OBP: 0.500, SLG: 0.818			K							4	1	2	1	0	1	0											
12 Alberto Gonzalez, R (1,6) OBP: 0.364, SLG: 0.364			F8			12 G6-3 14 1B 2B			15 FC4-6 1B	4	0	0	1	0	1	3											
14 Chris Marrero, R (1,3) OBP: 1.000, SLG: 1.250 62 Kevin Barker, L (7,3)										2	0	2	1	0	0	0											
15 Jerry Hairston, R (9, PH) OBP: 0.111, SLG: 0.250										1	0	0	0	0	0	2											
<b>Inning Stats</b>	R: 0 E: 0 K: 1 S: 5	H: 0 LOB: 0 BB: 0 P: 5	R: 0 E: 0 K: 1 S: 5	H: 0 LOB: 0 BB: 0 P: 5	R: 0 E: 0 K: 2 S: 8	H: 1 LOB: 0 BB: 0 P: 8	R: 0 E: 0 K: 0 S: 2	H: 0 LOB: 0 BB: 1 P: 6	R: 2 E: 0 K: 2 S: 10	H: 3 LOB: 1 BB: 0 P: 10	R: 1 E: 0 K: 1 S: 6	H: 1 LOB: 0 BB: 0 P: 6	R: 0 E: 0 K: 0 S: 3	H: 0 LOB: 0 BB: 0 P: 3	R: 0 E: 0 K: 1 S: 5	H: 0 LOB: 1 BB: 1 P: 9	R: 1 E: 0 K: 1 S: 8	H: 3 LOB: 2 BB: 0 P: 8	1B: 5 2B: 2 3B: 0 HR: 1	SF: 0 SAC: 0 DP: 1 HBP: 0	WP: 0 PB: 0 SB: 0 CS: 0	PA: 36					
<b>PITCHER</b>	IP	WLS	BF	H	R	ER	SO	BB	IBB	HBP	BLK	WP	HR	S	P	ERA	WHIP										
37 Brandon Beachy, R (1,1) ERA: 3.8	3.0		10	1	0	0	4	0	0	0	0	0	0	18	18	0.00	0.333										
34 Eric O'Flaherty, L (4,1) ERA: 15.43	1.0		3	0	0	0	0	1	0	0	0	0	0	2	6	0.00	1.000										
46 Craig Kimbrel, R (5,1) ERA: 15.43	1.0		6	3	2	2	2	0	0	0	0	0	0	10	10	18.00	3.000										
64 Jairo Asencio, R (6,1) ERA: 2.25	1.0		4	1	1	1	1	0	0	0	0	0	1	6	6	9.00	1.000										
69 Brett Oberholtzer, L (7,1) ERA: 9.0	2.0	W	7	0	0	0	1	1	0	0	0	0	0	8	12	0.00	0.500										

Atlanta Braves @ Washington Nationals  
Space Coast Stadium, Viera, FL  
Fri Mar 04 2011, 1:06 PM - 3:48 PM EST  
Att: 3,306 - Partly Cloudy - 78 F

AB 34  
R 4  
H 8  
RBI 4  
BB 2  
SO 9  
LOB 13









Batter	1	2	3	4	5	6	7	8	9	AB	R	H	RBI	BB	SO	LOB	TOP			
14 Martin Prado, R OBP: 0.333, SLG: 0.316 79 Mycal Jones, R OBP: 0.400, SLG: 0.375										4	0	0	0	0	2	0				
1 Jordan Schafer, L OBP: 0.240, SLG: 0.250										4	1	0	0	1	1	2				
10 Chipper Jones, S OBP: 0.364, SLG: 0.590 7 Brooks Conrad, S OBP: 0.125, SLG: 0.188										3	1	1	0	0	1	0				
26 Dan Uggla, R OBP: 0.364, SLG: 0.333 39 Jonny Venters, L OBP: 0.250, SLG: 0.333										3	0	1	0	0	1	0				
22 Jason Heyward, L OBP: 0.533, SLG: 0.500 30 Wilkin Ramirez, R OBP: 0.545, SLG: 0.727										1	0	1	0	1	0	0				
2 Alex Gonzalez, R OBP: 0.450, SLG: 0.611 73 Christian Bethancourt, R OBP: 0.250, SLG: 0.333										3	1	1	0	0	1	3				
5 Freddie Freeman, L OBP: 0.435, SLG: 0.524										4	0	1	0	0	0	2				
8 David Ross, R OBP: 0.250, SLG: 0.100 64 Jairo Asencio, R OBP: 0.538, SLG: 0.400 28 Brent Clevlen, R OBP: 0.538, SLG: 0.400 70 Arodys Vizcaino, R OBP: 0.385, SLG: 0.300										3	0	0	0	0	1	2				
48 Tommy Hanson, R OBP: 0.385, SLG: 0.300										1	0	0	0	0	1	0				
50 Cristhian Martinez, R OBP: 0.385, SLG: 0.300										2	0	1	0	0	0	0				
<b>Inning Stats</b>	R: 0 E: 0 K: 1 S: 5	H: 0 LOB: 0 BB: 0 P: 5	R: 1 E: 1 K: 1 S: 6	H: 1 LOB: 1 BB: 1 P: 10	R: 0 E: 0 K: 3 S: 9	H: 0 LOB: 0 BB: 0 P: 9	R: 1 E: 0 K: 0 S: 4	H: 2 LOB: 1 BB: 0 P: 5	R: 0 E: 0 K: 1 S: 5	H: 0 LOB: 0 BB: 0 P: 5	R: 0 E: 0 K: 2 S: 7	H: 1 LOB: 1 BB: 0 P: 6	R: 3 E: 1 K: 0 S: 6	H: 3 LOB: 1 BB: 1 P: 10	R: 0 E: 0 K: 1 S: 7	H: 2 LOB: 2 BB: 0 P: 7	1B: 7 2B: 2 3B: 0 HR: 0	SF: 0 SAC: 0 DP: 1 HBP: 1	WP: 0 PB: 0 SB: 0 CS: 0	PA: 38
<b>PITCHER</b>	IP WLS BF H R ER SO BB IBB HBP BLK WP HR S P ERA WHIP																			
48 Ross Detwiler, L ERA: 0.00	3.0 L 11 1 1 0 5 1 0 0 0 0 0 0 20 24 0.00 0.667																			
51 J.D. Martin, R ERA: 6.0	2.0 8 2 1 1 1 0 0 0 1 0 0 0 9 10 4.50 1.000																			
60 Todd Coffey, R ERA: 0.00	1.0 3 0 0 0 2 0 0 0 0 0 0 0 7 7 0.00 0.000																			
45 Doug Slaten, L ERA: 18.0	1.0 4 1 0 0 1 0 0 0 0 0 0 0 6 6 0.00 1.000																			
56 Luis Atliano, R ERA: 18.0	1.0 7 3 3 2 0 1 0 0 0 0 0 0 6 10 18.00 4.000																			

Atlanta Braves @ Washington Nationals  
Space Coast Stadium, Viera, FL  
Sun Mar 06 2011, 1:07 PM - 3:42 PM EST  
Att: 6,250 - Partly Cloudy - 72 F

AB 35  
R 5  
H 9  
RBI 3  
BB 2  
SO 10  
LOB 13



Batter	1	2	3	4	5	6	7	8	9	AB	R	H	RBI	BB	SO	LOB	BOTTOM			
1 Nyjer Morgan, L OBP: 0.063, SLG: 0.063 2 Roger Bernadina, L OBP: 0.385, SLG: 0.583										3	0	0	0	0	0	1				
6 Ian Desmond, R OBP: 0.353, SLG: 0.500 19 Brian Bixler, R OBP: 0.700, SLG: 0.857										3	0	0	0	0	2	0				
28 Jayson Werth, R OBP: 0.273, SLG: 0.111 67 Carlos Maldonado, R OBP: 0.250, SLG: 0.545										3	0	0	0	0	1	0				
43 Rick Ankiel, L OBP: 0.250, SLG: 0.545										3	0	0	0	0	1	0				
3 Wilson Ramos, R OBP: 0.400, SLG: 0.500 34 Bryce Harper, L OBP: 0.250, SLG: 0.182										2	0	0	0	0	1	0				
20 Lance Nix, L OBP: 0.571, SLG: 0.667										3	0	1	0	0	0	0				
8 Danny Espinosa, S OBP: 0.400, SLG: 0.643										3	0	0	0	0	2	1				
10 Michael Aubrey, L OBP: 0.286, SLG: 0.167										2	0	0	0	1	1	1				
13 Alex Cora, L OBP: 0.444, SLG: 0.286 12 Alberto Gonzalez, R OBP: 0.250, SLG: 0.250										1	0	0	0	0	0	1				
										2	0	0	0	0	1	0				
<b>Inning Stats</b>	R: 0 E: 0 K: 0 S: 3	H: 0 LOB: 0 BB: 0 P: 3	R: 0 E: 0 K: 0 S: 3	H: 0 LOB: 0 BB: 0 P: 3	R: 0 E: 0 K: 1 S: 5	H: 0 LOB: 1 BB: 1 P: 9	R: 0 E: 0 K: 2 S: 7	H: 0 LOB: 0 BB: 0 P: 7	R: 0 E: 0 K: 3 S: 10	H: 1 LOB: 1 BB: 0 P: 10	R: 0 E: 0 K: 1 S: 5	H: 0 LOB: 0 BB: 0 P: 5	R: 0 E: 0 K: 0 S: 3	H: 0 LOB: 0 BB: 0 P: 3	R: 0 E: 0 K: 1 S: 6	H: 1 LOB: 1 BB: 0 P: 6	1B: 2 2B: 0 3B: 0 HR: 0	SF: 0 SAC: 0 DP: 0 HBP: 0	WP: 0 PB: 0 SB: 0 CS: 0	PA: 30
<b>PITCHER</b>	IP WLS BF H R ER SO BB IBB HBP BLK WP HR S P ERA WHIP																			
48 Tommy Hanson, R ERA: 0.00	3.0 W 10 1 0 0 1 1 0 0 0 0 0 0 11 15 0.00 0.333																			
50 Cristhian Martinez, R ERA: 0.00	2.0 H 7 1 0 0 5 0 0 0 0 0 0 0 17 17 0.00 0.500																			
39 Jonny Venters, L ERA: 0.00	1.0 H 3 0 0 0 1 0 0 0 0 0 0 0 5 5 0.00 0.000																			
64 Jairo Asencio, R ERA: 1.5	2.0 H 6 0 0 0 1 0 0 0 0 0 0 0 8 8 0.00 0.000																			
70 Arodys Vizcaino, R ERA: 1.5	1.0 4 1 0 0 1 0 0 0 0 0 0 0 6 6 0.00 1.000																			

Atlanta Braves @ Washington Nationals  
Space Coast Stadium, Viera, FL  
Sun Mar 06 2011, 1:07 PM - 3:42 PM EST  
Att: 6,250 - Partly Cloudy - 72 F

AB 29  
R 0  
H 2  
RBI 0  
BB 1  
SO 9  
LOB 5





Batter	1	2	3	4	5	6	7	8	9	AB	R	H	RBI	BB	SO	LOB	TOP							
21 Michael Bourn, L (1,8) OBP: 0.250, SLG: 0.368 92 T.J. Steele, R (6,8) OBP: 0.333, SLG: 0.467	1-2 HR		P5	FC4-6 14 S		G6-3	K		G5-3	4	1	1	1	0	0	2								
14 Clint Barmes, R (1,6) OBP: 0.136, SLG: 0.143 90 Jio Mier, R (6,6) OBP: 0.400, SLG: 0.600	0-0 1B		K	G6-3		K		1 FC1-6 95 S 2B	2B	4	0	1	0	0	2	2								
9 Hunter Pence, R (1,9) OBP: 0.524, SLG: 0.737 96 Jon Gaston, L (5, PR) OBP: 0.400, SLG: 0.333 (5,9)	0-0 L7		1B		23 HR BB	K		1 FC1-6 BB	K	2	0	1	0	1	0	1								
29 Brett Wallace, L (1,3) OBP: 0.368, SLG: 0.412 91 Koby Clemens, R (7,3) OBP: 0.200, SLG: 0.143	0-0 G4-6-3				23 HR BB		1 1B	K		2	2	1	0	2	0	1								
23 Chris Johnson, R (1,5) OBP: 0.444, SLG: 0.563 1 Anderson Hernandez, S (6,5) OBP: 0.750, SLG: 1.000		0-0 1B	F8		19 E 41 1B	19 FC4	95 2B FC1-6			3	1	2	3	0	0	2								
19 Brian Bogusevic, L (1,7) OBP: 0.200, SLG: 0.250 95 JB Shuck, L (7,7) OBP: 0.455, SLG: 0.545		0-3 K		G4-3	1-H 2-H HR	36 G4-3 1B	41 1B 36 F9	1-3 2B		4	0	1	0	0	1	2								
94 J.D. Martinez, R (1,10) OBP: 0.222, SLG: 0.222		0-0 G4-3		CI 36 E 71 1B		K	K	K		4	1	0	0	0	3	6								
36 Angel Sanchez, R (1,4) OBP: 0.200, SLG: 0.200 69 Jimmy Paredes, S (7,4) OBP: 0.333, SLG: 0.667		0-0 1B		E9 21 FC4-6 71 1B		G4-3	F9		90 2B 2B	4	0	1	0	0	0	4								
71 Carlos Corporán, S (1,2) OBP: 0.500, SLG: 0.500 41 Brian Esposito, R (5,2) OBP: 0.400, SLG: 0.250		0-0 G4-3		1-2 2-H 1B		G3		2-3 3-H 1B	G5-3	3	0	1	1	0	0	4								
<b>Inning Stats</b>	R: 1 E: 0 K: 0 S: 6	H: 2 LOB: 0 BB: 0 P: 7	R: 0 E: 0 K: 1 S: 7	H: 2 LOB: 2 BB: 1 P: 7	R: 0 E: 0 K: 1 S: 6	H: 1 LOB: 2 BB: 1 P: 10	R: 1 E: 2 K: 0 S: 6	H: 1 LOB: 2 BB: 0 P: 7	R: 3 E: 0 K: 1 S: 8	H: 2 LOB: 2 BB: 2 P: 16	R: 0 E: 0 K: 2 S: 7	H: 0 LOB: 0 BB: 0 P: 7	R: 2 E: 1 K: 2 S: 11	H: 3 LOB: 2 BB: 0 P: 11	R: 1 E: 0 K: 2 S: 9	H: 2 LOB: 1 BB: 1 P: 13	R: 1 E: 0 K: 1 S: 7	H: 2 LOB: 1 BB: 0 P: 7	1B: 9 2B: 3 3B: 1 HR: 2	SF: 0 SAC: 0 DP: 1 HBP: 0	WP: 0 PB: 0 SB: 2 CS: 0	PA: 48		
<b>PITCHER</b>	IP WLS BF H R ER SO BB IBB HBP BLK WP HR S P ERA WHIP	2.2 13 5 1 1 2 1 0 0 0 0 1 18 23 3.38 2.250	1.1 B 10 2 4 3 0 2 0 0 0 0 1 9 18 20.25 3.000	2.0 7 1 0 0 3 0 0 0 0 0 0 13 0.00 0.500	1.0 7 3 2 1 2 0 0 0 0 0 0 11 11 9.00 3.000	1.0 W 6 2 1 1 2 1 0 0 0 0 9 13 9.00 3.000	1.0 5 2 1 1 1 0 0 0 0 0 0 7 7 9.00 2.000																	

Houston Astros @ Washington Nationals  
Space Coast Stadium, Viera, FL  
Mon Mar 07 2011, 1:05 PM - 4:34 PM EST  
Att. 2,407 - Partly Cloudy - 75 F

livebaseballscorecards.com

AB 43  
R 9  
H 15  
RBI 9  
BB 4  
SO 10  
LOB 33



Batter	1	2	3	4	5	6	7	8	9	AB	R	H	RBI	BB	SO	LOB	BOTTOM							
2 Roger Bernadina, L (1,8) OBP: 0.438, SLG: 0.571 43 Rick Ankiel, L (7,8) OBP: 0.286, SLG: 0.769	0-0 1B	4-0 BB		K			G4-3	1-1 HR		2	0	1	1	1	1	1								
8 Danny Espinosa, S (1,4) OBP: 0.400, SLG: 0.579	G5-3	0-0 1B				K	G6-3	24 1B 13 2B		5	1	2	3	0	1	2								
28 Jayson Werth, R (1,10) OBP: 0.564, SLG: 0.877 24 Matt Stairs, L (6, PH) OBP: 0.429, SLG: 0.571 (9,10)	1-3 K	0-0 G4-3				K	K	13 2B 34 2B 1B		4	0	0	0	0	3	4								
11 Ryan Zimmerman, R (1,5) OBP: 0.400, SLG: 0.929 13 Alex Cora, L (6,5) OBP: 0.545, SLG: 0.556	0-0 G6-3		G6-3			HR		34 1B 19 2B		3	1	1	1	0	0	1								
38 Michael Morse, R (1,9) OBP: 0.389, SLG: 0.813 34 Bryce Harper, L (6,9) OBP: 0.357, SLG: 0.462		0-0 F9	0-0 F7			K		19 2B 19 2B		3	0	0	0	0	1	0								
25 Adam LaRoche, L (1,3) OBP: 0.308, SLG: 0.250 62 Kevin Barker, L (7,3) OBP: 0.222, SLG: 0.250		4-0 BB	0-3 K			F8		19 2B 19 2B		2	1	0	0	1	1	0								
7 Ivan Rodriguez, R (1,2) OBP: 0.594, SLG: 0.400 26 Jesus Flores, R (7,2) OBP: 0.333, SLG: 0.400		0-0 F9				G6-3		19 2B 19 2B		3	0	0	0	0	0	1								
71 Jonathan Van Every, L (8, PR) OBP: 0.333, SLG: 0.400 (9,7)								19 2B 19 2B		0	0	0	0	1	0	0								
72 Jeff Frazier, R (1,7) OBP: 0.500, SLG: 1.000 20 Laynce Nix, L (6, PH) OBP: 0.500, SLG: 0.571 (7,7)	0-0 BB	0-0 12 E 8 1B				BB		19 2B 19 2B		1	1	1	0	1	0	0								
66 Derek Norris, R (8, PH) OBP: 0.571, SLG: 1.000 (9,2)	1-2 1B					BB		19 2B 19 2B		1	0	0	0	0	1	3								
12 Alberto Gonzalez, R (1,8) OBP: 0.294, SLG: 0.353 19 Brian Bixler, R (7, PR) OBP: 0.727, SLG: 1.000 (8,6)	0-0 E5 8 1B					BB		19 2B 19 2B		3	1	1	0	0	0	3								
<b>Inning Stats</b>	R: 0 E: 0 K: 1 S: 6	H: 1 LOB: 1 BB: 0 P: 8	R: 3 E: 1 K: 0 S: 6	H: 2 LOB: 2 BB: 2 P: 14	R: 0 E: 0 K: 1 S: 5	H: 0 LOB: 0 BB: 0 P: 5	R: 0 E: 0 K: 1 S: 4	H: 0 LOB: 1 BB: 1 P: 8	R: 1 E: 0 K: 3 S: 12	H: 1 LOB: 0 BB: 0 P: 13	R: 0 E: 0 K: 1 S: 5	H: 0 LOB: 0 BB: 0 P: 5	R: 1 E: 0 K: 1 S: 6	H: 1 LOB: 1 BB: 0 P: 6	R: 9 E: 0 K: 3 S: 19	H: 9 LOB: 2 BB: 1 P: 25	R: 9 E: 0 K: 3 S: 19	H: 9 LOB: 2 BB: 1 P: 25	1B: 6 2B: 6 3B: 0 HR: 2	SF: 0 SAC: 0 DP: 0 HBP: 0	WP: 2 PB: 0 SB: 2 CS: 0	PA: 43		
<b>PITCHER</b>	IP WLS BF H R ER SO BB IBB HBP BLK WP HR S P ERA WHIP	2.0 7 8 2 2 2 4 0 0 0 0 0 1 18 19 9.00 1.000	2.0 H 8 2 2 2 4 0 0 0 0 0 1 18 19 9.00 1.000	1.2 L 10 4 6 6 3 1 0 0 0 0 1 16 21 32.40 3.000	0.1 6 5 3 3 1 0 0 0 0 0 1 0 8 9 81.00 15.000																			

Houston Astros @ Washington Nationals  
Space Coast Stadium, Viera, FL  
Mon Mar 07 2011, 1:05 PM - 4:34 PM EST  
Att. 2,407 - Partly Cloudy - 75 F

livebaseballscorecards.com

AB 39  
R 14  
H 14  
RBI 14  
BB 4  
SO 11  
LOB 20






Batter	1	2	3	4	5	6	7	8	9	10	AB	R	H	RBI	BB	SO	LOB			
1 Nyer Morgan, L OBP: 0.238, SLG: 0.211	4-0 BB 15 CS		0-0 1B		4-0 BB 15 S 6 S		0-0 F7		0-0 SH1-4 13 SH1-4 12 CS		3	0	2	0	2	0	0			
6 Ian Desmond, R OBP: 0.333, SLG: 0.421	0-0 B3		0-0 G5-4-3		4-0 BB 15 S		0-0 G5-3		0-0 SH1-4		3	0	0	0	1	0	2			
13 Alex Cora, L OBP: 0.545, SLG: 0.556			1-2		1-2		1-0 G5-3		0-1 G4-3		0	0	0	0	0	0	0			
15 Jerry Hairston, R OBP: 0.283, SLG: 0.529	0-1 P5		3-1 HR		1-0 G5-3		1-0 HBP		0-1 G4-3		3	1	1	1	0	0	3			
12 Alberto Gonzalez, R OBP: 0.278, SLG: 0.333	1-2				1-2 2-3				3-H		1	0	0	0	0	0	1			
38 Michael Morse, R Eury Pérez, R OBP: 1.000, SLG: 1.000		1-1 HR	0-3 K		0-0 SH1-3 72 SH1-3 3 1B		0-0 F9		0-0 20 2B 66 S		4	1	2	1	0	1	1			
3 Wilson Ramos, R 66 Derek Norris, R OBP: 0.444, SLG: 0.714		0-0 1B			0-0 G5-3		0-0 1B		1-0 F7		3	0	2	0	0	0	0			
72 Jeff Frazier, R 20 Laynce Nix, L OBP: 0.500, SLG: 0.667	0-0 1B		0-0 1B		4-0 BB 43 G4-6-3		0-0 SH1-3		0-0 2B		2	0	0	0	0	0	1			
43 Rick Ankiel, L 2 Roger Bernadina, L OBP: 0.235, SLG: 0.625	0-0 1B		0-0 F8		0-0 BB		0-3 K		0-3 K		3	0	0	0	0	1	6			
14 Chris Marrero, R 62 Kevin Barker, L OBP: 0.273, SLG: 0.300	0-0 P2		0-0 F7		0-0 G4-6-3		0-3 K		0-0 G4-1		2	0	1	0	0	0	1			
19 Brian Bixler, R Steve Lombardozzi, S OBP: 0.643, SLG: 1.091	0-0 F8		0-0 G6-3		0-0 HR		2-1 FC6-4		0-0 FC6-4		3	1	1	1	0	0	2			
Inning Stats	R: 0 E: 0 K: 0 S: 3	H: 0 LOB: 0 BB: 1 P: 7	R: 1 E: 0 K: 0 S: 7	H: 3 LOB: 2 BB: 0 P: 8	R: 1 E: 0 K: 1 S: 7	H: 2 LOB: 0 BB: 1 P: 10	R: 0 E: 0 K: 0 S: 2	H: 0 LOB: 0 BB: 2 P: 6	R: 0 E: 0 K: 2 S: 9	H: 2 LOB: 3 BB: 0 P: 9	R: 1 E: 0 K: 0 S: 5	H: 1 LOB: 1 BB: 0 P: 8	R: 0 E: 0 K: 0 S: 4	H: 1 LOB: 0 BB: 0 P: 4	R: 1 E: 0 K: 1 S: 7	H: 2 LOB: 0 BB: 0 P: 8	1B: 7 2B: 2 3B: 0 HR: 3	SF: 0 SAC: 2 DP: 2 HBP: 1	WP: 0 PB: 0 SB: 4 CS: 2	PA: 44
PITCHER	IP	WLS	BF	H	R	ER	SO	BB	IBB	HBP	BLK	WP	HR	S	P	ERA	WHIP			
38 Chris Capuano, L ERA: 3.6	4.0		16	5	2	2	1	2	0	0	0	0	2	19	31	4.50	1.750			
33 Taylor Tankersley, L ERA: 12.0	1.1		8	2	0	0	0	2	0	0	0	0	0	6	15	0.00	3.000			
50 Michael O'Connor, L ERA: 12.0	0.2		2	0	0	0	0	0	0	0	0	0	0	6	0.00	0.000				
45 Jason Isringhausen, R ERA: 2.25	1.0		5	1	1	1	0	0	0	1	0	0	1	5	8	9.00	1.000			
47 Taylor Tankersley, L ERA: 12.0	1.0		5	1	0	0	2	0	0	0	0	0	0	9	9	0.00	1.000			
47 Taylor Tankersley, L ERA: 12.0	1.0		5	1	0	0	2	0	0	0	0	0	0	9	9	0.00	1.000			
23 Blaine Boyer, R ERA: 4.5	1.0		3	1	0	0	0	0	0	0	0	0	0	4	4	0.00	1.000			
89 Dale Thayer, R ERA: 9.0	1.0	L	5	2	1	1	1	0	0	0	0	0	0	7	8	9.00	2.000			

**Washington Nationals @ New York Mets**  
 Digital Domain Park, Port St. Lucie, FL  
 Tue Mar 08 2011, 1:12 PM - 4:18 PM EST  
 Att: 3,115 - Sunny - 77 F


AB 37  
 R 4  
 H 12  
 RBI 4  
 BB 4  
 SO 6  
 LOB 27



Batter	1	2	3	4	5	6	7	8	9	10	AB	R	H	RBI	BB	SO	LOB					
7 José Reyes, S OBP: 0.250, SLG: 0.267			4-0 22 S		0-0 P4		0-0 1B		0-0 F7		2	0	0	0	1	1	0					
3 Luis Hernandez, S OBP: 0.667, SLG: 0.500			BB				1-2		0-0 G4-3		2	0	1	0	0	0	1					
22 Willie Harris, L OBP: 0.348, SLG: 0.421	0-0 2B		4-0 BB		0-0 BB		0-0 F8		0-0 G4-3		4	0	1	0	1	0	3					
5 David Wright, R	0-0		0-3 BB		0-0 K		0-0 K		0-0 G4-3		3	0	0	0	0	2	3					
4 Russ Adams, L OBP: 0.273, SLG: 0.500	0-0 F8		0-3 K		0-0 K		0-0 6 1B		0-0 6 G6-3		2	0	0	0	0	0	0					
28 Daniel Murphy, L OBP: 0.318, SLG: 0.476	0-0 F8		0-3 K		0-0 2B		0-0 2B		0-0 P2		5	2	2	0	0	1	3					
6 Nick Evans, R OBP: 0.379, SLG: 0.407		0-0 G6-3			0-0 G5-3		0-0 1B		0-0 F9		5	0	1	1	0	0	1					
2 Justin Turner, R OBP: 0.211, SLG: 0.222		0-0 E6			0-0 G6-3		0-0 G5-3		0-0 F9		3	0	0	0	0	0	1					
Cory Vaughn, R OBP: 1.000, SLG: 4.000		13 S			0-0 G6-3		0-0 HR		0-0 F9		1	1	1	2	0	0	0					
72 Kirk Nieuwenhuis, L OBP: 0.130, SLG: 0.136		0-3 K			0-0 G4-3		0-0 F7		0-0 G4-3		4	0	0	0	0	1	1					
23 Blaine Boyer, R					0-0 G4-3		0-0 F7		0-0 G4-3		0	0	0	0	0	0	0					
89 Dale Thayer, R					0-0 G4-3		0-0 F7		0-0 G4-3		0	0	0	0	0	0	0					
13 Mike Nickas, R OBP: 0.200, SLG: 0.154		0-1 F8			0-0 E9		0-0 G6-3		0-0 SH1-4		3	0	0	0	0	0	1					
47 Taylor Tankersley, L Sean Ratiff, L OBP: 0.500, SLG: 0.500		1-2			19 L5-3		0-0 G6-3		0-0 SH1-4		0	0	0	0	0	0	0					
19 Raul Chavez, R OBP: 0.250, SLG: 0.250			0-0 F7		0-0 L5-3		0-0 1B		0-0 SH1-4		3	0	1	0	0	0	1					
Inning Stats	R: 0 E: 0 K: 1 S: 6	H: 1 LOB: 1 BB: 0 P: 6	R: 0 E: 1 K: 1 S: 7	H: 0 LOB: 1 BB: 0 P: 7	R: 0 E: 0 K: 2 S: 7	H: 0 LOB: 2 BB: 1 P: 15	R: 0 E: 0 K: 0 S: 3	H: 0 LOB: 0 BB: 0 P: 3	R: 0 E: 1 K: 1 S: 7	H: 2 LOB: 1 BB: 0 P: 7	R: 0 E: 0 K: 0 S: 5	H: 2 LOB: 2 BB: 0 P: 5	R: 2 E: 0 K: 0 S: 6	H: 2 LOB: 0 BB: 0 P: 9	R: 0 E: 0 K: 0 S: 4	H: 1 LOB: 1 BB: 0 P: 4	R: 0 E: 0 K: 0 S: 3	H: 0 LOB: 0 BB: 0 P: 3	1B: 4 2B: 4 3B: 0 HR: 1	SF: 0 SAC: 1 DP: 1 HBP: 0	WP: 0 PB: 0 SB: 2 CS: 0	PA: 41
PITCHER	IP	WLS	BF	H	R	ER	SO	BB	IBB	HBP	BLK	WP	HR	S	P	ERA	WHIP					
27 Jordan Zimmermann, R ERA: 1.5	3.0		13	1	0	0	4	2	0	0	0	0	0	20	28	0.00	1.000					
55 Brian Broderick, R ERA: 1.5	3.0	H	11	2	1	1	1	0	0	0	0	0	0	13	13	3.00	0.667					
17 Sean Burnett, L ERA: 1.5	1.0	H	5	2	0	0	0	0	0	0	0	0	0	5	5	0.00	2.000					
59 Abshualpa Severino, L ERA: 6.0	1.0	B	5	2	2	2	0	0	0	0	0	0	1	6	9	18.00	2.000					
64 Adam Carr, R ERA: 6.0	2.0	W	7	1	0	0	0	0	0	0	0	0	0	7	7	0.00	0.500					

**Washington Nationals @ New York Mets**  
 Digital Domain Park, Port St. Lucie, FL  
 Tue Mar 08 2011, 1:12 PM - 4:18 PM EST  
 Att: 3,115 - Sunny - 77 F

AB 38  
 R 3  
 H 8  
 RBI 3  
 BB 2  
 SO 5  
 LOB 15









Batter	1	2	3	4	5	6	7	8	9	AB	R	H	RBI	BB	SO	LOB	TOP					
1 Luis Castillo, S OBP: 0.263, SLG: 0.176 87 Josh Satin, R OBP: 0.500, SLG: 0.500	P6		G3-1		FC4-6		1B		K	3	0	0	0	0	0	3						
28 Daniel Murphy, L OBP: 0.300, SLG: 0.414	K				G6-3	G5-3	K		11 SF 21 HR	5	1	1	0	0	2	4						
5 David Wright, R OBP: 0.196, SLG: 0.067 11 Rubén Tejada, R OBP: 0.333, SLG: 0.313	K				21 1B		F8	P4	SF	3	0	1	0	0	1	0						
21 Lucas Duda, L OBP: 0.364, SLG: 0.613		G4-3			1B		G3-1		1B	4	1	2	3	1	0	0						
12 Scott Hairston, R OBP: 0.478, SLG: 0.550 Darrell Ceciliani, R OBP: 0.500, SLG: 0.750	K				K		6 FC6-4		K	3	0	1	0	0	2	2						
6 Nick Evans, R OBP: 0.314, SLG: 0.333	F9				F7		FC6-4		K	5	0	0	0	0	1	5						
72 Kirk Nieuwenhuis, L OBP: 0.179, SLG: 0.269			G1-3		1 13 FC4-6 1B		E3		K	3	1	0	0	1	1	2	AB 39					
13 Mike Nickeas, R OBP: 0.222, SLG: 0.188 62 Dusty Ryan, R OBP: 0.077, SLG: 0.154			K2-3		1 FC4-6		G6-3		K	3	0	1	0	0	1	1	R 5					
25 Chin-Lung Hu, R OBP: 0.417, SLG: 0.400					K		E6		28 1B 11 SF	4	1	2	0	0	1	3	H 10					
<b>Inning Stats</b>	R: 0 E: 0 K: 2 S: 7	H: 0 LOB: 0 BB: 0 P: 7	R: 0 E: 0 K: 1 S: 5	H: 0 LOB: 0 BB: 0 P: 5	R: 0 E: 0 K: 1 S: 6	H: 1 LOB: 1 BB: 0 P: 6	R: 0 E: 0 K: 1 S: 7	H: 2 LOB: 2 BB: 0 P: 7	R: 0 E: 0 K: 1 S: 6	H: 1 LOB: 1 BB: 0 P: 10	R: 0 E: 0 K: 0 S: 4	H: 1 LOB: 1 BB: 0 P: 4	R: 1 E: 2 K: 1 S: 8	H: 1 LOB: 2 BB: 0 P: 8	R: 0 E: 0 K: 3 S: 10	H: 1 LOB: 2 BB: 1 P: 14	R: 4 E: 1 K: 2 S: 13	H: 3 LOB: 0 BB: 0 P: 14	1B: 8 2B: 1 3B: 0 HR: 1	SF: 1 SAC: 0 DP: 0 HBP: 0	WP: 0 PB: 0 SB: 0 CS: 0	PA: 42
<b>PITCHER</b>	IP WLS BF H R ER SO BB IBB HBP BLK WP HR S P ERA WHIP																					
57 Chad Gaudin, R ERA: 4.09	5.0 W 20 4 0 0 0 6 1 0 0 0 0 0 0 4 4 0.00 1.000																					
51 J.D. Martin, R ERA: 4.5	1.0 4 1 0 0 0 0 0 0 0 0 0 0 0 4 4 0.00 1.000																					
17 Sean Burnett, L ERA:	0.2 5 1 1 0 1 0 0 0 0 0 0 0 0 7 7 0.00 1.500																					
22 Drew Storen, R ERA: 12.46	1.1 H 6 1 0 0 3 1 0 0 0 0 0 0 11 15 0.00 1.500																					
36 Tyler Clippard, R ERA: 9.0	1.0 7 3 4 3 2 0 0 0 0 0 0 1 13 14 27.00 3.000																					

New York Mets @ Washington Nationals  
Space Coast Stadium, Viera, FL  
Thu Mar 10 2011, 2:06 PM - 4:59 PM EST  
Att: 2,465 - Cloudy - 63 F

AB 39  
R 5  
H 10  
RBI 5  
BB 2  
SO 12  
LOB 25



Batter	1	2	3	4	5	6	7	8	9	AB	R	H	RBI	BB	SO	LOB	BOTTOM			
1 Nnyer Morgan, L OBP: 0.280, SLG: 0.227 Eury Pérez, R OBP: 1.000, SLG: 1.000	28 BB 25 2B 6 1B	P6			28 BB		B2			3	1	1	0	0	0	1				
6 Ian Desmond, R OBP: 0.360, SLG: 0.435 Steve Lombardozzi, S	28 BB 25 2B		F8		HBP		K		28 WP 28 2B	4	2	2	0	0	1	3				
28 Jayson Werth, R OBP: 0.316, SLG: 0.200 92 Matt Antonelli, R	28 BB 25 2B 7 G1-4-3		G6-3		25 L4-3		10 WP		2B	2	1	1	2	2	0	0				
25 Adam LaRoche, L OBP: 0.263, SLG: 0.278 10 Michael Aubrey, L OBP: 0.222, SLG: 0.125	7 G1-4-3		F7		L4-3		K			3	0	1	2	0	0	3				
7 Ivan Rodríguez, R OBP: 0.294, SLG: 0.313 26 Jesus Flores, R	G1-4-3				L9		G3			3	0	1	1	0	0	1				
20 Lance Nix, L OBP: 0.263, SLG: 0.353 95 Destin Hood, R	K				G5-3		G3-6		K	4	0	0	0	0	2	2				
12 Alberto Gonzalez, R OBP: 0.300, SLG: 0.417 24 Matt Stairs, L OBP: 0.273, SLG: 0.364 94 Stephen King, R	G5-3				G6-3		1B		G3	3	0	1	0	0	0	1	AB 31			
71 Jonathan Van Every, L OBP: 0.300, SLG: 0.250 34 Bryce Harper, L OBP: 0.375, SLG: 0.467		G6-3			13 1B 28 BB		G4-3		F7	2	1	0	0	1	0	1	R 6			
13 Alex Cora, L OBP: 0.563, SLG: 0.538		G3-1			28 BB 1 HBP		6 1B 28 WP			3	1	2	0	0	0	0	H 9			
<b>Inning Stats</b>	R: 3 E: 0 K: 1 S: 8	H: 3 LOB: 1 BB: 1 P: 12	R: 0 E: 0 K: 0 S: 3	H: 0 LOB: 0 BB: 0 P: 3	R: 0 E: 0 K: 0 S: 3	H: 0 LOB: 0 BB: 0 P: 3	R: 0 E: 0 K: 0 S: 3	H: 0 LOB: 0 BB: 0 P: 3	R: 1 E: 0 K: 1 S: 5	H: 1 LOB: 2 BB: 2 P: 14	R: 0 E: 0 K: 0 S: 4	H: 2 LOB: 1 BB: 0 P: 4	R: 2 E: 0 K: 1 S: 8	H: 3 LOB: 2 BB: 0 P: 9	R: 0 E: 0 K: 1 S: 5	H: 0 LOB: 0 BB: 0 P: 5	1B: 7 2B: 3 3B: 0 HR: 0	SF: 0 SAC: 0 DP: 2 HBP: 1	WP: 2 PB: 0 SB: 0 CS: 0	PA: 35
<b>PITCHER</b>	IP WLS BF H R ER SO BB IBB HBP BLK WP HR S P ERA WHIP																			
34 Mike Pelfrey, R ERA: 5.4	4.0 L 17 3 4 4 1 2 0 0 0 0 0 0 4 5 9.00 1.250																			
47 Taylor Tankersley, L ERA: 10.8	0.1 3 1 0 0 1 0 0 0 1 0 0 0 4 5 0.00 3.000																			
33 Taylor Buchholz, R ERA:	1.2 6 2 0 0 0 1 0 0 0 0 0 0 5 9 0.00 1.800																			
67 Manny Alvarez, R ERA: 18.0	1.0 6 3 2 2 1 0 0 0 0 0 2 0 8 9 18.00 3.000																			
36 Manny Acosta, R ERA: 1.5	1.0 3 0 0 0 1 0 0 0 0 0 0 0 5 5 0.00 0.000																			

New York Mets @ Washington Nationals  
Space Coast Stadium, Viera, FL  
Thu Mar 10 2011, 2:06 PM - 4:59 PM EST  
Att: 2,465 - Cloudy - 63 F

AB 31  
R 6  
H 9  
RBI 5  
BB 3  
SO 4  
LOB 15





Batter	1	2	3	4	5	6	7	8	9	AB	R	H	RBI	BB	SO	LOB	TOP			
2 Roger Bernadina, L OBP: 0.360, SLG: 0.522 Eury Pérez, R OBP: 0.500, SLG: 0.500	(1,7) 1-3 K	(0,0) G4-1			(0,0) G4-3		(1,0) 8 1B		(0,0) F9	4	1	1	2	0	1	1				
8 Danny Espinosa, S OBP: 0.446, SLG: 0.704	(1,4) 0-0 F9		(0,3) K		(0,0) P6		(0,0) 3 3B		(0,0) G6-3	5	0	1	1	0	1	0				
15 Jerry Hairston, R OBP: 0.364, SLG: 0.650 94 Stephen King, R	(1,5) 0-0 3 BB				(0,0) 3 BB		(0,0) P4			3	0	3	0	0	0	0				
3 Wilson Ramos, R OBP: 0.412, SLG: 0.438 68 Jhonatan Solano, R	(1,2) 4-0 1B				(0,0) G5-3		(0,0) G6-4-3		(0,0) G5-3	3	0	0	0	1	0	3				
66 Derek Norris, R OBP: 0.308, SLG: 0.455	(1,10) 1-2 BB				(0,0) G5-3		(0,0) G3		(0,0) F7	4	0	0	0	0	0	3				
14 Chris Marrero, R OBP: 0.500, SLG: 0.538 62 Kevin Barker, L OBP: 0.250, SLG: 0.273	(1,3) 0-0	(0,0) 19 3B			(0,0) G6-3		(0,0) 72 2B		(0,0) G4-3	2	2	1	0	1	0	0				
72 Jeff Frazier, R OBP: 0.481, SLG: 0.657 34 Bryce Harper, R OBP: 0.438, SLG: 0.600	(1,9) 0-0 F9				(0,0) F9		(0,0) 43 G3		(0,0) 2 3B	3	1	1	1	0	0	1				
43 Rick Ankiel, L OBP: 0.190, SLG: 0.500 95 Destin Hood, R	(1,8) 0-3 K				(0,3) K		(0,0) G3		(0,3) K	4	0	0	0	0	3	3				
19 Brian Bixler, R OBP: 0.632, SLG: 1.067 Steve Lombardozzi, S 92 Matt Antonelli, R	(1,6) 1-H 3B				(0,0) G4-3		(0,0) 2 WP		(0,3) K	2	1	1	1	1	0	0				
<b>Inning Stats</b>	R: 0 E: 0 K: 1 S: 6	H: 1 LOB: 2 P: 11	R: 1 E: 0 K: 1 S: 7	H: 2 LOB: 1 P: 7	R: 0 E: 0 K: 1 S: 6	H: 1 LOB: 1 P: 6	R: 0 E: 0 K: 1 S: 5	H: 0 LOB: 0 P: 5	R: 0 E: 0 K: 0 S: 3	H: 1 LOB: 0 P: 3	R: 4 E: 0 K: 0 S: 7	H: 3 LOB: 1 P: 16	R: 0 E: 0 K: 1 S: 6	H: 1 LOB: 0 P: 6	R: 0 E: 0 K: 1 S: 5	H: 0 LOB: 0 P: 5	1B: 4 2B: 3 3B: 2 HR: 0	SF: 0 SAC: 0 DP: 1 HBP: 0	WP: 1 PB: 0 SB: 1 CS: 0	PA: 38
<b>PITCHER</b>	IP WLS BF H R ER SO BB IBB HBP BLK WP HR S P ERA WHIP																			
51 Wandy Rodriguez, L ERA: 9.35	(1,1) 4.0	17	4	1	1	4	1	0	0	0	0	0	0	0	0	24	29	2.25	1.250	
37 Brandon Lyon, R ERA: 8.75	(5,1) 1.0	H	3	0	0	0	0	0	0	0	0	0	0	0	0	3	3	0.00	0.000	
47 Jeff Fulchino, R ERA: 4.5	(6,1) 1.0	B	3	1	0	0	0	0	0	0	0	0	0	0	3	3	0.00	1.000		
53 Wesley Wright, L ERA: 13.5	(7,1) 1.0	B	8	3	4	4	2	0	0	0	1	0	7	16	36.00	5.000				
48 Ross Wolf, R ERA: 3.6	(8,1) 1.0		4	1	0	0	1	0	0	0	0	0	6	6	0.00	1.000				

Washington Nationals @ Houston Astros  
Osceola County Stadium, Kissimmee, FL  
Thu Mar 10 2011, 7:09 PM - 10:01 PM EST  
Att. 3,487 - Clear - 63 F

AB 35  
R 5  
H 9  
RBI 5  
BB 3  
SO 6  
LOB 12



Batter	1	2	3	4	5	6	7	8	9	AB	R	H	RBI	BB	SO	LOB	BOTTOM			
11 Jason Bourgeois, R OBP: 0.190, SLG: 0.286 92 T.J. Steele, R OBP: 0.350, SLG: 0.421	(1,8) 0-0 9 WP	(0,0) P6	(0,0) 14 S			(0,0) B1-3		(0,3) K		4	0	2	0	0	0	2				
14 Clint Barmes, R OBP: 0.287, SLG: 0.259 36 Angel Sanchez, R OBP: 0.286, SLG: 0.300	(1,6) 4-0 9 WP	(0,0) F8			(0,0) 9 CS		(0,0) P6		(4,0) 93 1B	3	0	1	0	1	0	2				
9 Hunter Pence, R OBP: 0.461, SLG: 0.680 93 Drew Locke, R OBP: 0.375, SLG: 0.533	(1,9) 1-3 K		(0,0) G6-3		(0,3) K		(0,2) K		(0,0) 1B	4	0	0	0	0	3	3				
45 Carlos Lee, R OBP: 0.429, SLG: 0.556 95 JB Shuck, L OBP: 0.429, SLG: 0.500	(1,7) 4-0 22 G4-6-3		(0,0) 22 2B		(0,0) G5-3		(0,0) 12 SH3-4		(0,0) P2	2	1	1	0	1	0	0				
22 Bill Hall, R OBP: 0.273, SLG: 0.250 12 Tommy Manzella, R OBP: 0.333, SLG: 0.353	(1,4) 0-0 G4-6-3		(0,0) 23 1B		(0,0) G5-3		(0,0) SH3-4		(4,0) 26 FC1-6	3	1	1	0	0	0	3				
23 Chris Johnson, R OBP: 0.385, SLG: 0.435 26 Oswaldo Navarro, R OBP: 0.333, SLG: 0.600 69 Jimmy Paredes, S OBP: 0.333, SLG: 0.667	(1,5) 0-0 G6-3		(0,0) 4 2B		(0,0) G4-3		(1,0) HBP		(0,0) FC1-6	3	1	1	2	0	0	0				
4 Jason Michaels, R OBP: 0.476, SLG: 0.684 68 Brian Dopirak, R OBP: 0.267, SLG: 0.400	(1,10) 0-0 71 1B		(0,0) 16 BB		(0,0) E5		(0,0) F2		(0,0) E9	3	2	2	1	0	0	0				
16 Matt Downs, R OBP: 0.385, SLG: 0.762 91 Koby Clemens, R OBP: 0.136, SLG: 0.095	(1,3) 4-0 71 E		(0,0) 11 1B		(0,0) F9		(0,0) F9			3	0	1	1	1	0	3				
71 Carlos Corporán, S OBP: 0.500, SLG: 0.455 46 J.R. Towles, R OBP: 0.250, SLG: 0.583	(1,2) 1-3 2H		(0,0) 11 1B		(0,0) G4-3				(0,0) F7	2	0	1	0	1	0	1				
<b>Inning Stats</b>	R: 0 E: 1 K: 1 S: 5	H: 1 LOB: 2 P: 14	R: 1 E: 1 K: 0 S: 5	H: 2 LOB: 1 P: 9	R: 3 E: 0 K: 0 S: 7	H: 5 LOB: 2 P: 11	R: 0 E: 0 K: 1 S: 5	H: 1 LOB: 0 P: 5	R: 1 E: 1 K: 0 S: 5	H: 1 LOB: 1 P: 5	R: 0 E: 0 K: 0 S: 4	H: 0 LOB: 2 P: 5	R: 0 E: 0 K: 1 S: 6	H: 1 LOB: 2 P: 10	R: 1 E: 1 K: 0 S: 2	H: 1 LOB: 2 P: 6	1B: 9 2B: 5 3B: 0 HR: 0	SF: 0 SAC: 1 DP: 2 HBP: 1	WP: 1 PB: 0 SB: 1 CS: 1	PA: 43
<b>PITCHER</b>	IP WLS BF H R ER SO BB IBB HBP BLK WP HR S P ERA WHIP																			
32 Tom Gorzelanny, L ERA: 7.71	(1,1) 2.1	14	5	3	2	1	3	0	0	0	0	0	13	26	7.71	3.429				
49 Garrett Mock, R ERA: 9.64	(3,1) 2.2	13	5	2	1	1	1	0	0	0	0	0	14	18	3.38	2.250				
23 Collin Balester, R ERA: 4.5	(6,1) 1.0	3	0	0	0	1	0	0	0	0	0	0	5	5	0.00	0.000				
65 Cole Kimball, R ERA: 1.8	(7,1) 1.0	5	1	0	0	0	0	0	1	0	0	0	4	5	0.00	1.000				
59 Atahualpa Severino, L ERA: 4.15	(8,1) 1.1	L	8	2	1	0	2	0	0	0	0	0	8	16	0.00	3.000				

Washington Nationals @ Houston Astros  
Osceola County Stadium, Kissimmee, FL  
Thu Mar 10 2011, 7:09 PM - 10:01 PM EST  
Att. 3,487 - Clear - 63 F

AB 35  
R 6  
H 13  
RBI 4  
BB 6  
SO 4  
LOB 19









Batter	1	2	3	4	5	6	7	8	9	AB	R	H	RBI	BB	SO	LOB	TOP					
11 Brett Gardner, L (1, 8) OBP: 0.428, SLG: 0.500	L5	K			P6		84 F9 2B		26 G5-3 BB	4	0	1	0	0	1	0	<b>New York Yankees @ Washington Nationals</b> Space Coast Stadium, Viera, FL Sat Mar 12 2011, 1:07 PM - 4:03 PM EST Att: 6,841 - Sunny - 69 F					
96 Austin Krum, L (7, 8) OBP: 0.250, SLG: 0.154										4	1	0	0	1	1	2						
26 Eduardo Núñez, R (1, 6) OBP: 0.375, SLG: 0.500	55 G6-3 24 1B BB		G5-3		P6				G5-3	3	0	0	0	0	0	1						
55 Russell Martin, R (1, 2) OBP: 0.310, SLG: 0.320					G3				F7	2	0	0	0	0	0	2						
84 Austin Romine, R (6, 2) OBP: 0.357, SLG: 0.333	G6-3		G5-3				F9			3	0	0	0	0	0	1						
24 Robinson Canó, L (1, 4) OBP: 0.231, SLG: 0.280										2	0	0	0	0	0	2						
71 Doug Bernier, R (6, PR) (6, 4)	83 1B 94 1B 1B		K			E8 19 SF9				3	1	1	1	0	1	0						
83 Jesus Montero, R (1, 10) OBP: 0.200, SLG: 0.167										1	1	0	0	1	1	1						
53 Gustavo Molina, R (8, PH) OBP: 0.308, SLG: 0.100										0	0	0	0	1	0	0						
60 Kevin Russo, R (8, PR) OBP: 0.125, SLG: 0.067										0	0	0	0	0	0	0						
94 Jorge Vazquez, R (1, 3) OBP: 0.500, SLG: 0.960										3	1	3	3	0	0	0						
85 Jose Gil, R (8, PR) (8, 3)										0	0	0	0	0	0	0						
19 Ramiro Pena, S (1, 5) OBP: 0.148, SLG: 0.154										3	0	0	1	0	0	4						
75 Brandon Laird, R (8, 5) OBP: 0.100, SLG: 0.111	FC4-6		P4						F4	0	0	0	0	0	0	0						
63 Justin Maxwell, R (1, 7) OBP: 0.357, SLG: 0.182										2	0	0	0	2	0	2						
78 Jordan Parraz, R (8, 9) OBP: 0.357, SLG: 0.398										0	0	0	0	0	0	0						
77 Melky Mesa, R (1, 9) OBP: 0.350, SLG: 0.353										3	0	0	0	0	1	4						
95 Dan Brewer, R (8, 7) OBP: 0.400, SLG: 0.500	G6-4-3		K							1	0	0	0	0	0	0						
<b>Inning Stats</b>	R: 2 E: 0 K: 0 S: 6	H: 3 LOB: 2 BB: 1 P: 10	R: 0 E: 0 K: 1 S: 4	H: 0 LOB: 0 BB: 1 P: 8	R: 0 E: 0 K: 1 S: 5	H: 0 LOB: 0 BB: 0 P: 5	R: 2 E: 0 K: 1 S: 8	H: 1 LOB: 0 BB: 1 P: 14	R: 0 E: 0 K: 0 S: 3	H: 0 LOB: 0 BB: 0 P: 3	R: 1 E: 1 K: 1 S: 6	H: 0 LOB: 3 BB: 1 P: 11	R: 0 E: 0 K: 2 S: 8	H: 1 LOB: 1 BB: 0 P: 8	R: 0 E: 0 K: 0 S: 3	H: 1 LOB: 2 BB: 1 P: 7	R: 0 E: 0 K: 0 S: 3	H: 0 LOB: 1 BB: 1 P: 7	1B: 4 2B: 1 3B: 0 HR: 1	SF: 1 SAC: 0 DP: 2 HBP: 1	WP: 0 PB: 0 SB: 0 CS: 0	PA: 39
<b>PITCHER</b>	IP WLS BF H R ER SO BB IBB HBP BLK WP HR S P ERA WHIP																					
31 John Lannan, L (1, 1) ERA: 7.36	4.1	19	4	4	4	3	3	0	0	0	0	0	0	1	24	38	8.31	1.615				
17 Sean Burnett, L (5, 1) ERA:	0.2	2	0	0	0	0	0	0	0	0	0	0	0	2	2	0.00	0.000					
29 Yuniesky Maya, R (6, 1) ERA: 1.04	4.0	W 18	2	1	0	3	3	0	1	0	0	0	0	20	33	0.00	1.250					

Batter	1	2	3	4	5	6	7	8	9	AB	R	H	RBI	BB	SO	LOB	BOTTOM					
2 Roger Bernadina, L (1, 8) OBP: 0.310, SLG: 0.444	K									4	0	0	0	0	3	0	<b>New York Yankees @ Washington Nationals</b> Space Coast Stadium, Viera, FL Sat Mar 12 2011, 1:07 PM - 4:03 PM EST Att: 6,841 - Sunny - 69 F					
66 Derek Norris, R (9, PH) OBP: 0.313, SLG: 0.429										1	0	1	1	0	0	0						
6 Ian Desmond, R (1, 6) OBP: 0.303, SLG: 0.355										3	1	1	0	0	1	0						
13 Alex Cora, L (7, 6) OBP: 0.529, SLG: 0.500	K		G6-3							1	0	0	0	0	0	0						
11 Ryan Zimmerman, R (1, 5) OBP: 0.381, SLG: 0.737										2	0	0	0	1	1	0						
19 Brian Bixler, R (6, PR) OBP: 0.591, SLG: 0.941										1	0	0	0	0	0	0						
25 Adam LaRoche, L (1, 3) OBP: 0.273, SLG: 0.286										3	1	1	0	0	1	2						
14 Chris Marrero, R (8, 3) OBP: 0.500, SLG: 0.600										1	0	1	0	0	0	0						
95 Destin Hood, R (8, PR) (8, 7)										0	0	0	0	0	0	0						
38 Michael Morse, R (1, 7) OBP: 0.516, SLG: 1.107										3	1	2	3	0	0	0						
15 Jerry Hairston, R (6, PR) OBP: 0.348, SLG: 0.619										1	0	0	0	0	0	1						
3 Wilson Ramos, R (1, 2) OBP: 0.350, SLG: 0.368										3	0	0	0	0	0	2						
26 Jesus Flores, R (7, 2) OBP: 0.333, SLG: 0.308										1	0	0	0	0	0	0						
1 Nyjer Morgan, L (9, PR) OBP: 0.300, SLG: 0.231										0	1	0	0	0	0	0						
43 Rick Ankiel, L (1, 10) OBP: 0.185, SLG: 0.538										3	1	1	1	0	1	0						
20 Laynce Nix, L (1, 9) OBP: 0.304, SLG: 0.500										3	1	1	1	0	0	0						
Bryce Harper, L (8, 9) OBP: 0.450, SLG: 0.556										0	0	0	0	0	0	0						
8 Danny Espinosa, S (1, 4) OBP: 0.406, SLG: 0.633										3	0	0	0	0	1	0						
12 Alberto Gonzalez, R (8, 4) OBP: 0.367, SLG: 0.310										0	0	0	0	1	0	0						
<b>Inning Stats</b>	R: 0 E: 0 K: 3 S: 9	H: 2 LOB: 0 BB: 0 P: 9	R: 2 E: 0 K: 0 S: 6	H: 2 LOB: 0 BB: 0 P: 8	R: 0 E: 0 K: 1 S: 5	H: 0 LOB: 0 BB: 0 P: 5	R: 0 E: 0 K: 0 S: 3	H: 0 LOB: 0 BB: 0 P: 3	R: 1 E: 0 K: 2 S: 10	H: 1 LOB: 0 BB: 0 P: 10	R: 1 E: 0 K: 1 S: 7	H: 2 LOB: 2 BB: 1 P: 11	R: 1 E: 0 K: 1 S: 7	H: 1 LOB: 0 BB: 0 P: 8	R: 0 E: 0 K: 0 S: 4	H: 1 LOB: 1 BB: 0 P: 4	R: 1 E: 1 K: 0 S: 4	H: 1 LOB: 2 BB: 1 P: 9	1B: 4 2B: 1 3B: 0 HR: 3	SF: 0 SAC: 1 DP: 0 HBP: 1	WP: 0 PB: 0 SB: 0 CS: 0	PA: 37
<b>PITCHER</b>	IP WLS BF H R ER SO BB IBB HBP BLK WP HR S P ERA WHIP																					
34 A.J. Burnett, R (1, 1) ERA: 2.0	4.0	14	2	2	2	4	1	0	0	0	0	0	0	2	24	29	9.00	1.667				
74 Hector Noesi, R (5, 1) ERA: 4.0	3.0	B 14	4	3	3	4	1	0	0	0	0	0	0	5	5	0.00	1.000					
8B Adam Warren, R (8, 1) ERA: 1.59	1.0	L 5	1	1	0	0	0	0	0	0	0	0	0	1	6	0.00	0.000					
Robert Fish, L (9, 1) ERA: 9.84	0.1	3	0	0	0	0	0	1	1	0	0	0	0	1	6	0.00	0.000					
Daniel Turpen, R (9, 1) ERA: 7.36	0.0	1	1	0	0	0	0	0	0	0	0	0	0	2	2	∞	∞					





Batter	1	2	3	4	5	6	7	8	9	AB	R	H	RBI	BB	SO	LOB	TOP										
<b>1 Nyer Morgan, L</b> (1, 8) <small>OBP: 0.294, SLG: 0.207</small> <b>Eury Pérez, R</b> (6, 7) <small>OBP: 0.333, SLG: 0.333</small>										3	1	0	0	0	0	1											
<b>13 Alex Cora, L</b> (1, 6) <small>OBP: 0.524, SLG: 0.471</small> <b>19 Brian Bixler, R</b> (7, 6) <small>OBP: 0.565, SLG: 0.889</small>										3	2	1	0	1	0	1											
<b>28 Jayson Werth, R</b> (1, 9) <small>OBP: 0.385, SLG: 0.390</small> <b>14 Chris Marrero, R</b> (7, 3) <small>OBP: 0.471, SLG: 0.563</small>										4	1	2	1	0	0	2											
<b>25 Adam LaRoche, L</b> (1, 3) <small>OBP: 0.308, SLG: 0.292</small> <b>20 Laynce Nix, L</b> (7, 9) <small>OBP: 0.292, SLG: 0.476</small>										3	1	1	0	1	1	3											
<b>43 Rick Ankiel, L</b> (1, 7) <small>OBP: 0.219, SLG: 0.548</small>										5	0	2	4	0	1	2											
<b>2 Roger Bernadina, L</b> (1, 10) <small>OBP: 0.303, SLG: 0.419</small>										4	0	1	0	0	0	2											
<b>8 Danny Espinosa, S</b> (1, 4) <b>Steve Lombardozzi, S</b> (8, 4)										3	0	0	0	0	1	0											
<b>26 Jesus Flores, R</b> (1, 2) <b>3 Wilson Ramos, R</b> (7, 2) <small>OBP: 0.286, SLG: 0.250</small> <small>OBP: 0.333, SLG: 0.350</small>										3	0	0	0	0	0	3											
<b>12 Alberto Gonzalez, R</b> (1, 5) <small>OBP: 0.353, SLG: 0.355</small>										4	0	1	0	0	0	0											
<b>Inning Stats</b>	R: 2 E: 0 K: 1 S: 7	H: 2 LOB: 3 BB: 1 P: 14	R: 3 E: 0 K: 0 S: 6	H: 3 LOB: 1 BB: 1 P: 10	R: 0 E: 0 K: 1 S: 5	H: 0 LOB: 0 BB: 0 P: 5	R: 0 E: 0 K: 0 S: 4	H: 1 LOB: 1 BB: 0 P: 4	R: 0 E: 0 K: 0 S: 3	H: 0 LOB: 0 BB: 0 P: 3	R: 0 E: 0 K: 0 S: 4	H: 1 LOB: 1 BB: 0 P: 4	R: 0 E: 0 K: 1 S: 6	H: 0 LOB: 1 BB: 0 P: 6	R: 0 E: 1 K: 1 S: 6	H: 0 LOB: 1 BB: 0 P: 6	R: 0 E: 1 K: 2 S: 8	H: 0 LOB: 1 BB: 0 P: 8	R: 0 E: 1 K: 2 S: 8	H: 0 LOB: 1 BB: 0 P: 8	1B: 6 2B: 2 3B: 0 HR: 0	SF: 0 SAC: 0 DP: 0 HBP: 2	WP: 1 PB: 0 CS: 1	PA: 41			
<b>PITCHER</b>	IP WLS BF H R ER SO BB IBB HBP BLK WP HR S P ERA WHIP	IP WLS BF H R ER SO BB IBB HBP BLK WP HR S P ERA WHIP	IP WLS BF H R ER SO BB IBB HBP BLK WP HR S P ERA WHIP	IP WLS BF H R ER SO BB IBB HBP BLK WP HR S P ERA WHIP	IP WLS BF H R ER SO BB IBB HBP BLK WP HR S P ERA WHIP	IP WLS BF H R ER SO BB IBB HBP BLK WP HR S P ERA WHIP	IP WLS BF H R ER SO BB IBB HBP BLK WP HR S P ERA WHIP	IP WLS BF H R ER SO BB IBB HBP BLK WP HR S P ERA WHIP	IP WLS BF H R ER SO BB IBB HBP BLK WP HR S P ERA WHIP	IP WLS BF H R ER SO BB IBB HBP BLK WP HR S P ERA WHIP	IP WLS BF H R ER SO BB IBB HBP BLK WP HR S P ERA WHIP	IP WLS BF H R ER SO BB IBB HBP BLK WP HR S P ERA WHIP	IP WLS BF H R ER SO BB IBB HBP BLK WP HR S P ERA WHIP	IP WLS BF H R ER SO BB IBB HBP BLK WP HR S P ERA WHIP	IP WLS BF H R ER SO BB IBB HBP BLK WP HR S P ERA WHIP	IP WLS BF H R ER SO BB IBB HBP BLK WP HR S P ERA WHIP	IP WLS BF H R ER SO BB IBB HBP BLK WP HR S P ERA WHIP	IP WLS BF H R ER SO BB IBB HBP BLK WP HR S P ERA WHIP	IP WLS BF H R ER SO BB IBB HBP BLK WP HR S P ERA WHIP	IP WLS BF H R ER SO BB IBB HBP BLK WP HR S P ERA WHIP	IP WLS BF H R ER SO BB IBB HBP BLK WP HR S P ERA WHIP	IP WLS BF H R ER SO BB IBB HBP BLK WP HR S P ERA WHIP	IP WLS BF H R ER SO BB IBB HBP BLK WP HR S P ERA WHIP	IP WLS BF H R ER SO BB IBB HBP BLK WP HR S P ERA WHIP	IP WLS BF H R ER SO BB IBB HBP BLK WP HR S P ERA WHIP	IP WLS BF H R ER SO BB IBB HBP BLK WP HR S P ERA WHIP	IP WLS BF H R ER SO BB IBB HBP BLK WP HR S P ERA WHIP
<b>47 Ricky Nolasco, R</b> (1, 1) <small>ERA: 21.6</small> <b>38 Randy Choate, L</b> (2, 1) <small>ERA: 9.0</small> <b>73 Elij Villanueva, R</b> (3, 1) <small>ERA:</small> <b>25 Shawn Hill, R</b> (7, 1) <small>ERA:</small>	1.2 L 12 4 4 4 1 1 0 0 0 1 0 11 18 21.60 3.000	0.1 3 1 1 1 0 1 0 0 0 0 0 0 2 6 27.00 6.000	4.0 2 14 2 0 0 1 0 0 0 0 0 16 16 0.00 0.500	3.0 12 1 0 0 4 0 0 0 0 0 0 20 20 0.00 0.333																							
<b>8 Chris Coghlan, L</b> (1, 10) <small>OBP: 0.474, SLG: 0.467</small> <b>18 Wes Helms, R</b> (7, PH) <small>OBP: 0.368, SLG: 0.267</small>										3	1	1	0	0	0	1											
<b>13 Omar Infante, R</b> (1, 4) <small>OBP: 0.308, SLG: 0.440</small> <b>3 Joe Thurston, L</b> (7, 4) <small>OBP: 0.286, SLG: 0.333</small>										3	0	1	0	0	0	1											
<b>2 Hanley Ramirez, R</b> (1, 6) <small>OBP: 0.444, SLG: 0.456</small> <b>56 Osvaldo Martinez, R</b> (6, PR) <small>OBP: 0.273, SLG: 0.318</small>										2	0	0	0	1	0	1											
<b>15 Gaby Sanchez, R</b> (1, 3) <small>OBP: 0.538, SLG: 0.667</small> <b>52 Vinny Rottino, R</b> (6, PR) <small>OBP: 0.296, SLG: 0.250</small>										2	0	1	0	1	0	1											
<b>20 Logan Morrison, L</b> (1, 7) <small>OBP: 0.355, SLG: 0.269</small> <b>64 Chris Lubanski, L</b> (5, 7) <small>OBP: 0.235, SLG: 0.250</small>										2	0	0	0	0	0	1											
<b>22 Donnie Murphy, R</b> (1, 5) <small>OBP: 0.273, SLG: 0.400</small> <b>12 Ruben Gotay, S</b> (7, 5) <small>OBP: 0.318, SLG: 0.211</small>										3	0	0	0	0	1	3											
<b>10 Dewayne Wise, L</b> (1, 8) <small>OBP: 0.313, SLG: 0.393</small> <b>33 Scott Cousins, L</b> (7, 8) <small>OBP: 0.194, SLG: 0.258</small>										3	0	0	0	0	0	3											
<b>16 Bryan Petersen, L</b> (1, 9) <small>OBP: 0.313, SLG: 0.276</small> <b>9 Brett Hayes, R</b> (8, 9) <small>OBP: 0.287, SLG: 0.231</small>										3	0	1	0	0	0	0											
<b>6 Brad Davis, R</b> (1, 2) <small>OBP: 0.188, SLG: 0.071</small> <b>9 Brett Hayes, R</b> (7, 2) <small>OBP: 0.287, SLG: 0.231</small>										1	0	0	0	1	1	1											
<b>Inning Stats</b>	R: 0 E: 0 K: 0 S: 4	H: 1 LOB: 1 BB: 0 P: 4	R: 0 E: 0 K: 0 S: 3	H: 0 LOB: 0 BB: 0 P: 3	R: 0 E: 0 K: 0 S: 2	H: 0 LOB: 1 BB: 1 P: 6	R: 0 E: 0 K: 0 S: 4	H: 1 LOB: 1 BB: 0 P: 4	R: 0 E: 0 K: 2 S: 8	H: 1 LOB: 1 BB: 0 P: 8	R: 1 E: 0 K: 0 S: 4	H: 1 LOB: 3 BB: 3 P: 16	R: 0 E: 0 K: 0 S: 3	H: 0 LOB: 0 BB: 0 P: 3	R: 0 E: 0 K: 0 S: 3	H: 0 LOB: 0 BB: 0 P: 3	R: 0 E: 0 K: 0 S: 3	H: 0 LOB: 0 BB: 0 P: 3	R: 0 E: 0 K: 0 S: 3	H: 0 LOB: 0 BB: 0 P: 3	1B: 2 2B: 2 3B: 0 HR: 0	SF: 0 SAC: 0 DP: 1 HBP: 0	WP: 0 PB: 0 CS: 0	PA: 34			
<b>PITCHER</b>	IP WLS BF H R ER SO BB IBB HBP BLK WP HR S P ERA WHIP	IP WLS BF H R ER SO BB IBB HBP BLK WP HR S P ERA WHIP	IP WLS BF H R ER SO BB IBB HBP BLK WP HR S P ERA WHIP	IP WLS BF H R ER SO BB IBB HBP BLK WP HR S P ERA WHIP	IP WLS BF H R ER SO BB IBB HBP BLK WP HR S P ERA WHIP	IP WLS BF H R ER SO BB IBB HBP BLK WP HR S P ERA WHIP	IP WLS BF H R ER SO BB IBB HBP BLK WP HR S P ERA WHIP	IP WLS BF H R ER SO BB IBB HBP BLK WP HR S P ERA WHIP	IP WLS BF H R ER SO BB IBB HBP BLK WP HR S P ERA WHIP	IP WLS BF H R ER SO BB IBB HBP BLK WP HR S P ERA WHIP	IP WLS BF H R ER SO BB IBB HBP BLK WP HR S P ERA WHIP	IP WLS BF H R ER SO BB IBB HBP BLK WP HR S P ERA WHIP	IP WLS BF H R ER SO BB IBB HBP BLK WP HR S P ERA WHIP	IP WLS BF H R ER SO BB IBB HBP BLK WP HR S P ERA WHIP	IP WLS BF H R ER SO BB IBB HBP BLK WP HR S P ERA WHIP	IP WLS BF H R ER SO BB IBB HBP BLK WP HR S P ERA WHIP	IP WLS BF H R ER SO BB IBB HBP BLK WP HR S P ERA WHIP	IP WLS BF H R ER SO BB IBB HBP BLK WP HR S P ERA WHIP	IP WLS BF H R ER SO BB IBB HBP BLK WP HR S P ERA WHIP	IP WLS BF H R ER SO BB IBB HBP BLK WP HR S P ERA WHIP	IP WLS BF H R ER SO BB IBB HBP BLK WP HR S P ERA WHIP	IP WLS BF H R ER SO BB IBB HBP BLK WP HR S P ERA WHIP	IP WLS BF H R ER SO BB IBB HBP BLK WP HR S P ERA WHIP	IP WLS BF H R ER SO BB IBB HBP BLK WP HR S P ERA WHIP	IP WLS BF H R ER SO BB IBB HBP BLK WP HR S P ERA WHIP	IP WLS BF H R ER SO BB IBB HBP BLK WP HR S P ERA WHIP	IP WLS BF H R ER SO BB IBB HBP BLK WP HR S P ERA WHIP
<b>27 Jordan Zimmermann, R</b> (1, 1) <small>ERA: 27.0</small> <b>63 Henry Alberto Rodriguez, R</b> (6, 1) <small>ERA: 1.17</small> <b>55 Brian Broderick, R</b> (8, 1) <small>ERA: 3.6</small> <b>23 Collin Balester, R</b> (9, 1) <small>ERA: 1.5</small>	5.0 W 18 5 1 5 0 2 1 0 0 0 0 21 25 0.00 0.800	0.1 H 5 0 0 0 0 3 0 0 0 0 0 2 14 27.00 12.000	1.2 3 0 0 0 0 0 0 0 0 0 0 5 5 0.00 0.000	1.0 3 0 0 0 0 0 0 0 0 0 0 3 3 0.00 0.000	1.0 3 0 0 0 0 0 0 0 0 0 0 3 3 0.00 0.000																						


Washington Nationals @ Florida Marlins  
Roger Dean Stadium, Jupiter, FL  
Sun Mar 13 2011, 1:08 PM - 3:48 PM EDT  
Att: 4,080 - Partly Cloudy - 74 F

AB	37
R	5
H	8
RBI	5
BB	2
SO	6
LOB	17



Washington Nationals @ Florida Marlins  
Roger Dean Stadium, Jupiter, FL  
Sun Mar 13 2011, 1:08 PM - 3:48 PM EDT  
Att: 4,080 - Partly Cloudy - 74 F

AB	30
R	1
H	4
RBI	1
BB	4
SO	2
LOB	12





Batter	1	2	3	4	5	6	7	8	9	AB	R	H	RBI	BB	SO	LOB	TOP										
28 Will Rhymes, L (1,4) OBP: 0.265, SLG: 0.194 63 Javier Azcona, R (6,4)										3	0	0	0	0	2	1											
72 Andy Dirks, L (1,8) OBP: 0.457, SLG: 0.575										4	0	0	0	0	1	1											
30 Magglio Ordonez, R (1,9) OBP: 0.242, SLG: 0.333 75 Avisail Garcia, R (6,PR) (6,9)										3	0	2	0	0	1	0											
26 Brennan Boesch, L (1,7) OBP: 0.432, SLG: 0.432 28 Jamie Johnson, L (8,7)										3	1	2	1	0	0	0											
41 Victor Martinez, S (1,2) OBP: 0.270, SLG: 0.353 76 Bryan Holaday, R (6,2) OBP: 0.125, SLG: 0.500										2	1	1	2	1	0	2											
27 Jhonny Peralta, R (1,10) OBP: 0.333, SLG: 0.364									4	0	0	0	0	1	4												
32 Don Kelly, L (1,5) OBP: 0.333, SLG: 0.313 18 Audy Ciriaco, R (7,5) OBP: 0.200, SLG: 0.200									3	0	0	0	0	1	0												
33 Ryan Stribe, R (1,3) OBP: 0.351, SLG: 0.375									2	1	1	0	1	0	0												
19 Cale Iorg, R (1,6) OBP: 0.278, SLG: 0.611 70 Argenis Diaz, R (6,6) OBP: 0.273, SLG: 0.200									2	0	1	1	0	1	0												
<b>Inning Stats</b>	R: 0 E: 0 K: 2 S: 7	H: 0 LOB: 0 BB: 0 P: 7	R: 0 E: 0 K: 0 S: 2	H: 0 LOB: 0 BB: 1 P: 6	R: 1 E: 0 K: 1 S: 6	H: 1 LOB: 1 BB: 1 P: 10	R: 0 E: 0 K: 0 S: 4	H: 2 LOB: 1 BB: 0 P: 4	R: 0 E: 0 K: 1 S: 5	H: 0 LOB: 0 BB: 0 P: 5	R: 3 E: 0 K: 2 S: 11	H: 3 LOB: 1 BB: 0 P: 13	R: 0 E: 0 K: 1 S: 5	H: 1 LOB: 0 BB: 0 P: 5	R: 0 E: 0 K: 1 S: 5	H: 0 LOB: 0 BB: 0 P: 5	1B: 4 2B: 3 3B: 0 HR: 1	SF: 0 SAC: 0 DP: 3 HBP: 0	WP: 0 PB: 0 SB: 0 CS: 0	PA: 33							
<b>PITCHER</b>	IP	WLS	BF	H	R	ER	SO	BB	IBB	HBP	BLK	WP	HR	S	P	ERA	WHIP										
21 Jason Marquis, R (1,1) ERA: 0.75	5.0		18	3	1	1	4	2	0	0	0	0	0	24	32	1.80	1.000										
60 Todd Coffey, L (6,1) ERA: 5.4	1.0	L	6	3	3	3	2	0	0	0	0	0	1	11	13	27.00	3.000										
45 Doug Slaten, L (7,1) ERA: 5.4	1.0		3	1	0	0	1	0	0	0	0	0	0	5	5	0.00	1.000										
36 Tyler Clippard, R (8,1) ERA: 6.75	1.0		3	0	0	0	2	0	0	0	0	0	0	7	7	0.00	0.000										
22 Drew Storen, R (9,1) ERA: 10.13	1.0		3	0	0	0	1	0	0	0	0	0	0	5	5	0.00	0.000										

**Detroit Tigers @ Washington Nationals**  
 Space Coast Stadium, Viera, FL  
 Mon Mar 14, 2011, 1:06 PM - 3:48 PM EDT  
 Att. 4,267 - Partly Cloudy - 75 F

AB	31
R	4
H	7
RBI	4
BB	2
SO	10
LOB	9



Batter	1	2	3	4	5	6	7	8	9	AB	R	H	RBI	BB	SO	LOB	BOTTOM										
1 Nwyer Morgan, L (1,8) OBP: 0.316, SLG: 0.242 2 Roger Bernadina, L (8,8) OBP: 0.324, SLG: 0.438										4	0	2	0	0	2	0											
6 Ian Desmond, R (1,6) OBP: 0.351, SLG: 0.400 8 Danny Espinosa, S (8,6) OBP: 0.378, SLG: 0.559										4	0	3	1	0	0	2											
28 Jayson Werth, R (1,9) OBP: 0.333, SLG: 0.250 20 Lavnce Nix, L (9,9) OBP: 0.280, SLG: 0.455										4	0	0	0	0	0	4											
11 Ryan Zimmerman, R (1,5) OBP: 0.333, SLG: 0.636 19 Brian Bixler, R (7,5) OBP: 0.593, SLG: 0.895										3	0	0	0	0	0	1											
38 Michael Morse, R (1,7) OBP: 0.486, SLG: 1.000										4	0	1	0	0	0	1											
3 Wilson Ramos, R (1,10) OBP: 0.280, SLG: 0.292										4	0	0	0	0	1	2											
15 Jerry Hairston, R (1,4) OBP: 0.346, SLG: 0.565 12 Alberto Gonzalez, R (8,4) OBP: 0.343, SLG: 0.344										2	0	0	0	1	0	0											
7 Ivan Rodriguez, R (1,2) OBP: 0.273, SLG: 0.286 66 Derek Norris, R (8,2) OBP: 0.353, SLG: 0.429										3	1	1	0	0	1	1											
14 Chris Marrero, R (1,3) OBP: 0.450, SLG: 0.500 24 Matt Stairs, L (9,PH) OBP: 0.385, SLG: 0.417										2	0	0	0	1	0	1											
<b>Inning Stats</b>	R: 0 E: 0 K: 1 S: 6	H: 1 LOB: 1 BB: 0 P: 7	R: 0 E: 0 K: 1 S: 5	H: 1 LOB: 1 BB: 1 P: 9	R: 0 E: 0 K: 0 S: 3	H: 0 LOB: 0 BB: 0 P: 3	R: 1 E: 0 K: 0 S: 6	H: 3 LOB: 2 BB: 0 P: 6	R: 0 E: 0 K: 1 S: 5	H: 0 LOB: 0 BB: 0 P: 5	R: 0 E: 0 K: 0 S: 5	H: 1 LOB: 2 BB: 1 P: 9	R: 0 E: 0 K: 0 S: 4	H: 1 LOB: 1 BB: 0 P: 4	R: 1 E: 0 K: 0 S: 4	H: 1 LOB: 2 BB: 2 P: 12	1B: 9 2B: 0 3B: 0 HR: 0	SF: 0 SAC: 0 DP: 1 HBP: 0	WP: 0 PB: 0 SB: 2 CS: 0	PA: 39							
<b>PITCHER</b>	IP	WLS	BF	H	R	ER	SO	BB	IBB	HBP	BLK	WP	HR	S	P	ERA	WHIP										
21 Rick Porcello, R (1,1) ERA: 3.95	4.2		19	5	1	1	3	1	0	0	0	0	0	24	29	1.93	1.286										
21 Enrique Gonzalez, R (5,1) ERA: 1.29	0.1	W	2	1	0	0	0	0	0	0	0	0	0	2	2	0.00	3.000										
53 Joaquin Benoit, R (6,1) ERA: 1.29	1.0	H	3	0	0	0	1	0	0	0	0	0	0	5	5	0.00	0.000										
46 Jose Valverde, R (7,1) ERA: 1.29	1.0	H	5	1	0	0	0	1	0	0	0	0	0	5	9	0.00	2.000										
55 Daniel Schlereth, L (8,1) ERA: 1.29	1.0	H	4	1	0	0	0	0	0	0	0	0	0	4	4	0.00	1.000										

**Detroit Tigers @ Washington Nationals**  
 Space Coast Stadium, Viera, FL  
 Mon Mar 14, 2011, 1:06 PM - 3:48 PM EDT  
 Att. 4,267 - Partly Cloudy - 75 F

AB	35
R	2
H	9
RBI	2
BB	4
SO	4
LOB	16





Batter	1	2	3	4	5	6	7	8	9	AB	R	H	RBI	BB	SO	LOB	TOP			
2 Roger Bernadina, L OBP: 0.308, SLG: 0.405 (1, 9)										5	1	1	0	0	1	4	<b>Washington Nationals @ New York Mets</b> Digital Domain Park, Port St. Lucie, FL Tue Mar 15 2011, 7:12 PM - 10:14 PM EDT Att: 6,646 - Clear - 76 F <a href="http://livebaseballscorecards.com">livebaseballscorecards.com</a>			
6 Ian Desmond, R OBP: 0.317, SLG: 0.359 (1, 6)										4	0	0	0	0	1	1				
15 Jerry Hairston, R OBP: 0.333, SLG: 0.500 (7, 8)										3	0	0	0	1	0	0				
25 Adam LaRoche, L OBP: 0.379, SLG: 0.360 14 Chris Marrero, R OBP: 0.476, SLG: 0.526 (8, PH)										1	1	1	0	2	0	0				
20 Lavnce Nix, L OBP: 0.250, SLG: 0.400 19 Brian Bixler, R OBP: 0.560, SLG: 0.850 (8, PH)										3	0	0	0	0	1	3				
43 Rick Ankiel, L OBP: 0.229, SLG: 0.529 12 Alberto Gonzalez, R OBP: 0.333, SLG: 0.333 (1, 8)										3	0	1	1	0	1	1				
26 Jesus Flores, R OBP: 0.333, SLG: 0.333 63 Henry Alberto Rodriguez, R 55 Brian Broderick, R 95 Destin Hood, R (8, PH)										2	0	1	0	0	0	0				
8 Danny Espinosa, S OBP: 0.375, SLG: 0.541 90 Alex Cintron, S (7, PH)										2	0	1	0	0	0	1				
32 Tom Gorzelanny, R 24 Matt Stairs, L 35 Craig Stammen, R 23 Collin Balester, R 66 Derek Norris, R OBP: 0.388, SLG: 0.460 (7, 2)										1	0	0	0	0	0	3				
<b>Inning Stats</b>	R: 0 E: 0 K: 0 S: 3	H: 0 LOB: 0 BB: 0 P: 3	R: 1 E: 0 K: 0 S: 6	H: 3 LOB: 3 BB: 0 P: 7	R: 0 E: 0 K: 1 S: 5	H: 0 LOB: 0 BB: 0 P: 5	R: 0 E: 0 K: 1 S: 5	H: 1 LOB: 0 BB: 0 P: 5	R: 0 E: 0 K: 0 S: 3	H: 0 LOB: 1 BB: 1 P: 9	R: 0 E: 0 K: 1 S: 5	H: 0 LOB: 0 BB: 0 P: 6	R: 1 E: 1 K: 1 S: 7	H: 2 LOB: 2 BB: 1 P: 11	R: 0 E: 0 K: 1 S: 5	H: 0 LOB: 1 BB: 1 P: 9		1B: 4 2B: 3 3B: 0 HR: 0	SF: 0 SAC: 0 DP: 1 HBP: 1	WP: 0 PB: 0 SB: 0 CS: 0
<b>PITCHER</b>	IP WLS BF H R ER SO BB IBB HBP BLK WP HR S P ERA WHIP	IP WLS BF H R ER SO BB IBB HBP BLK WP HR S P ERA WHIP																		
55 Chris Young, R ERA: 1.88 46 Oliver Pérez, L ERA: 7.88 27 Pedro Beato, R ERA: 2.57 47 Taylor Tankersley, L ERA: 12.27 23 Blaine Boyer, R ERA: 1.8	5.1 0 21 4 1 1 1 1 0 1 0 0 0 0 21 26 1.69 0.938	0.2 W 3 0 0 0 1 1 0 0 0 0 0 0 5 6 0.00 0.000	0.1 4 2 1 1 1 1 0 0 0 0 0 0 5 9 27.00 9.000	0.2 H 2 0 0 0 0 0 0 0 0 0 0 0 2 2 0.00 0.000																
Francisco Rodriguez, R ERA: 0.00	1.0 S 4 0 0 0 1 1 0 0 0 0 0 0 5 9 0.00 1.000																			

Batter	1	2	3	4	5	6	7	8	9	AB	R	H	RBI	BB	SO	LOB	BOTTOM			
7 José Reyes, S OBP: 0.179, SLG: 0.185 3 Luis Hernandez, S OBP: 0.429, SLG: 0.538 (6, PH)										3	0	0	0	0	1	1	<b>Washington Nationals @ New York Mets</b> Digital Domain Park, Port St. Lucie, FL Tue Mar 15 2011, 7:12 PM - 10:14 PM EDT Att: 6,646 - Clear - 76 F <a href="http://livebaseballscorecards.com">livebaseballscorecards.com</a>			
1 Luis Castillo, S OBP: 0.357, SLG: 0.280 4 Brad Emaus, R OBP: 0.292, SLG: 0.190 (7, 4)										3	0	0	0	0	0	0				
16 Ángel Pagán, S OBP: 0.333, SLG: 0.586 20 Jason Pridie, L OBP: 0.294, SLG: 0.143 (1, 8)										3	1	1	0	0	0	0				
5 David Wright, R OBP: 0.299, SLG: 0.273 28 Daniel Murphy, L OBP: 0.343, SLG: 0.500 (7, 5)										2	2	2	0	1	0	0				
44 Jason Bay, R OBP: 0.296, SLG: 0.333 21 Lucas Duda, L OBP: 0.325, SLG: 0.553 (7, 9)										3	1	1	1	0	1	2				
29 Ike Davis, L OBP: 0.494, SLG: 0.680 6 Nick Evans, R OBP: 0.273, SLG: 0.286 (1, 3)										3	0	2	3	0	1	1				
22 Willie Harris, L OBP: 0.432, SLG: 0.581 Lorenzo Scott, L (8, PR)										2	0	0	0	2	0	2				
30 Josh Thole, L OBP: 0.455, SLG: 0.677 19 Raul Chavez, R OBP: 0.167, SLG: 0.167 (1, 2)										2	0	0	0	1	0	3				
55 Chris Young, R 46 Oliver Pérez, L 4 Russ Adams, L 27 Pedro Beato, R 47 Taylor Tankersley, L 23 Blaine Boyer, R Sean Ratiff Francisco Rodriguez, R (8, 1)										1	0	0	0	0	0	0				
<b>Inning Stats</b>	R: 0 E: 0 K: 1 S: 5	H: 0 LOB: 0 BB: 0 P: 5	R: 0 E: 0 K: 1 S: 6	H: 1 LOB: 1 BB: 0 P: 6	R: 0 E: 0 K: 1 S: 5	H: 0 LOB: 1 BB: 1 P: 9	R: 1 E: 0 K: 1 S: 7	H: 1 LOB: 2 BB: 2 P: 15	R: 0 E: 0 K: 0 S: 3	H: 1 LOB: 0 BB: 0 P: 3	R: 3 E: 0 K: 1 S: 9	H: 4 LOB: 2 BB: 1 P: 14	R: 1 E: 0 K: 0 S: 5	H: 2 LOB: 1 BB: 0 P: 6	R: 0 E: 0 K: 0 S: 2	H: 0 LOB: 1 BB: 1 P: 6		1B: 5 2B: 3 3B: 0 HR: 0	SF: 0 SAC: 1 DP: 1 HBP: 0	WP: 0 PB: 0 SB: 3 CS: 0
<b>PITCHER</b>	IP WLS BF H R ER SO BB IBB HBP BLK WP HR S P ERA WHIP	IP WLS BF H R ER SO BB IBB HBP BLK WP HR S P ERA WHIP																		
32 Tom Gorzelanny, L ERA: 4.25 35 Craig Stammen, R ERA: 4.7 23 Collin Balester, R ERA: 13.5 63 Henry Alberto Rodriguez, R ERA: 13.5 55 Brian Broderick, R ERA: 1.0	4.0 0 17 2 1 1 4 3 0 0 0 0 0 0 0 9 14 16.20 3.000	1.2 L 10 4 3 3 0 1 0 0 0 0 0 0 0 3 3 0.00 0.000	1.0 5 2 1 1 0 0 0 0 0 0 0 0 5 6 9.00 2.000	1.0 3 0 0 0 0 0 1 0 0 0 0 0 0 2 6 0.00 1.000																



Batter	1	2	3	4	5	6	7	8	9	AB	R	H	RBI	BB	SO	LOB	TOP								
1 Nyer Morgan, L OBP: 0.333, SLG: 0.333 Eury Pérez, R OBP: 0.250, SLG: 0.250	4-0 13 1B 28 1B BB	0-0 F9					0-0 G4-3		0-0 F8	3	2	1	3	1	0	0									
13 Alex Cora, L OBP: 0.524, SLG: 0.524	0-0 28 1B 38 SF8 1B		0-0 G1-3				0-0 F9			4	2	2	0	0	0	0									
28 Jayson Werth, R OBP: 0.324, SLG: 0.250 45 Doug Slaten, L OBP: 0.250, SLG: 0.250	0-0 3 1B 1-3 1B		0-0 F8			0-3 24 E 2B				4	0	1	1	0	1	1									
36 Tyler Clippard, R OBP: 0.250, SLG: 0.250	0-0 3 1B 3-H 1B		0-0 F8			K				0	0	0	0	0	0	0									
24 Matt Stairs, L OBP: 0.353, SLG: 0.438 65 Cole Kimball, R OBP: 0.325, SLG: 0.405	0-3 K		0-0 G3			0-1 38 G6-3 2H 2B				3	0	1	0	0	1	2									
2 Roger Bernadina, L OBP: 0.325, SLG: 0.405	0-0 K		0-0 G3			0-0 38 G6-3 2H 2B				0	0	0	0	0	0	0									
38 Michael Morse, R OBP: 0.436, SLG: 0.914 Buck Coats, L OBP: 0.368, SLG: 0.400	0-0 SF8		0-3 K2-3			0-0 G6-3				3	0	0	1	0	1	2									
3 Wilson Ramos, R OBP: 0.310, SLG: 0.429 66 Derek Norris, R OBP: 0.368, SLG: 0.400	0-0 19 FC6-4 1-2 1B		0-3 K			0-0 G6-3				4	1	2	1	0	1	1									
19 Brian Bixler, R OBP: 0.500, SLG: 0.739 26 Jesus Flores, R OBP: 0.320, SLG: 0.316 90 Alex Cintron, S OBP: 0.368, SLG: 0.400	0-0 FC6-4 1-2 1B		0-0 G6-3			0-0 F9				3	0	0	0	0	0	2									
12 Alberto Gonzalez, R OBP: 0.333, SLG: 0.333 Steve Lombardozi, S OBP: 0.368, SLG: 0.400		0-0 G5-3				0-0 20 1B 1 HR 1B				3	1	1	0	0	0	0									
48 Ross Detwiler, R OBP: 0.276, SLG: 0.423 17 Sean Burnett, L OBP: 0.435, SLG: 0.476		0-0 G6-3				0-0 1 HR 1B				1	0	0	0	0	0	0									
20 Laynce Nix, L OBP: 0.276, SLG: 0.423 14 Chris Marrero, S OBP: 0.435, SLG: 0.476		0-0 G6-3				0-3 K				0	0	0	0	0	0	0									
										2	0	0	0	0	2	0									
<b>Inning Stats</b>	R: 2 E: 0 K: 1 S: 8	H: 3 LOB: 2 BB: 1 P: 12	R: 0 E: 0 K: 0 S: 3	H: 0 LOB: 0 BB: 0 P: 3	R: 0 E: 0 K: 0 S: 3	H: 0 LOB: 0 BB: 0 P: 3	R: 0 E: 0 K: 2 S: 7	H: 0 LOB: 0 BB: 0 P: 7	R: 4 E: 0 K: 1 S: 11	H: 5 LOB: 1 BB: 0 P: 11	R: 0 E: 0 K: 1 S: 5	H: 0 LOB: 0 BB: 0 P: 5	R: 0 E: 0 K: 0 S: 3	H: 0 LOB: 0 BB: 0 P: 3	R: 1 E: 0 K: 0 S: 5	H: 1 LOB: 0 BB: 1 P: 11	R: 0 E: 0 K: 1 S: 5	H: 0 LOB: 0 BB: 0 P: 5	1B: 5 2B: 2 3B: 0 HR: 2	SF: 1 SAC: 0 DP: 1 HBP: 0	WP: 0 PB: 0 SB: 0 CS: 0	PA: 37			
<b>PITCHER</b>	IP	WLS	BF	H	R	ER	SO	BB	IBB	HBP	BLK	WP	HR	S	P	ERA	WHIP								
39 Brett Myers, R ERA: 9.0	5.0		24	8	6	6	4	1	0	0	0	0	1	32	36	10.80	1.800								
58 Fernando Abad, L ERA: 9.54	1.0		3	0	0	0	1	0	0	0	0	0	0	5	5	0.00	0.000								
83 Jose Valdez, R ERA: 1.8	1.0		3	0	0	0	0	0	0	0	0	0	0	3	3	0.00	0.000								
53 Wesley Wright, L ERA: 12.6	1.0	W	4	1	1	1	0	1	0	0	0	0	1	5	11	9.00	2.000								
27 Gustavo Chacin, L ERA: 2.84	1.0		3	0	0	0	1	0	0	0	0	0	0	5	5	0.00	0.000								

Washington Nationals @ Houston Astros  
Osceola County Stadium, Kissimmee, FL  
Wed Mar 16 2011, 1:07 PM - 3:56 PM EDT  
Att: 3,328 - Partly Cloudy - 75 F

AB	34
R	7
H	9
RBI	6
BB	2
SO	6
LOB	8



Batter	1	2	3	4	5	6	7	8	9	AB	R	H	RBI	BB	SO	LOB	BOTTOM								
92 T.J. Steele, R OBP: 0.212, SLG: 0.250 98 Brandon Barnes, R OBP: 1.000, SLG: 2.000	0-0 L4	0-0 F9					0-0 B2		1-0 19 3B 2B	4	0	0	0	0	1	1									
14 Clint Barmes, R OBP: 0.311, SLG: 0.350 12 Tommy Manzella, R (5, PR) OBP: 0.387, SLG: 0.393	0-0 9 G6-3 2B	0-0 P5				4-0 9 FC6-4 BB			0-0 B5	2	0	1	0	1	0	1									
9 Hunter Pence, R OBP: 0.415, SLG: 0.538 58 Fernando Abad, L OBP: 0.324, SLG: 0.250 83 Jose Valdez, R OBP: 0.324, SLG: 0.250 53 Wesley Wright, L OBP: 0.368, SLG: 0.400 27 Gustavo Chacin, L OBP: 0.447, SLG: 0.378	0-0 G6-3		0-0 L9			0-0 FC6-4 1-2 3B			0-0 1 1B 3B	3	0	0	0	0	0	2									
45 Carlos Lee, R OBP: 0.351, SLG: 0.515 26 Oswaldo Navarro, R OBP: 0.290, SLG: 0.333	0-0 G6-3		0-0 F9			0-3 K			0-0 P6	3	0	0	0	0	1	2									
22 Bill Hall, R OBP: 0.390, SLG: 0.382 1 Anderson Hernandez, S OBP: 0.320, SLG: 0.333		4-0 4 2B 16 1B BB	4-0 FC6-4 BB			0-0 F9			0-0 L8	1	1	0	0	2	0	0									
4 Jason Michaels, R OBP: 0.450, SLG: 0.657 95 JB Shuck, L OBP: 0.300, SLG: 0.310		0-0 16 1B 55 1B 2B	0-0 FC6-4 1-2			0-0 K			0-0 F7	3	1	2	0	0	0	1									
16 Matt Downs, R OBP: 0.378, SLG: 0.633		0-0 39 SH2-4 92 E 55 1B 1B	0-0 FC6-4 1-2			4-0 E5 55 G6-4-3 BB			4-0 93 2B 98 2B BB	2	2	1	1	2	0	0									
55 Humberto Quintero, R OBP: 0.409, SLG: 0.550 82 Jose Valledo, S OBP: 0.400, SLG: 0.565		0-0 92 E 39 SH2-4 1B	0-0 G6-4-3 1-2			0-0 G6-4-3 1-2			4-0 93 2B 98 WP BB	3	0	1	1	1	1	3									
39 Brett Myers, R OBP: 0.400, SLG: 0.565		0-0 SH2-4	0-0 G3-1			0-3 K2-3			0-0 98 WP 98 2B 2B	1	0	0	0	0	0	0									
<b>Inning Stats</b>	R: 0 E: 0 K: 0 S: 4	H: 1 LOB: 1 BB: 0 P: 4	R: 3 E: 1 K: 0 S: 6	H: 3 LOB: 1 BB: 1 P: 10	R: 0 E: 0 K: 0 S: 3	H: 0 LOB: 0 BB: 1 P: 7	R: 0 E: 0 K: 0 S: 3	H: 0 LOB: 0 BB: 0 P: 3	R: 0 E: 0 K: 2 S: 8	H: 1 LOB: 2 BB: 1 P: 12	R: 0 E: 0 K: 2 S: 7	H: 0 LOB: 0 BB: 0 P: 7	R: 0 E: 0 K: 0 S: 3	H: 0 LOB: 0 BB: 0 P: 3	R: 5 E: 0 K: 1 S: 8	H: 4 LOB: 1 BB: 2 P: 17	1B: 4 2B: 4 3B: 1 HR: 0	SF: 0 SAC: 1 DP: 1 HBP: 0	WP: 2 PB: 0 SB: 0 CS: 0	PA: 41					
<b>PITCHER</b>	IP	WLS	BF	H	R	ER	SO	BB	IBB	HBP	BLK	WP	HR	S	P	ERA	WHIP								
48 Ross Detwiler, L ERA: 3.0	3.0		15	4	3	2	0	2	0	0	0	0	0	13	21	6.00	2.000								
17 Sean Burnett, L ERA: 1.13	1.0		3	0	0	0	0	0	0	0	0	0	0	3	3	0.00	0.000								
65 Cole Kimball, R ERA: 1.13	2.0	H	9	1	0	0	3	2	0	0	0	1	0	13	21	0.00	1.500								
45 Doug Slaten, L ERA: 4.05	1.2	H	5	0	0	0	2	0	0	0	0	0	0	9	9	0.00	0.000								
36 Tyler Clippard, R ERA: 14.4	1.0	L	9	4	5	5	1	2	0	0	0	1	0	9	18	45.00	6.000								

Washington Nationals @ Houston Astros  
Osceola County Stadium, Kissimmee, FL  
Wed Mar 16 2011, 1:07 PM - 3:56 PM EDT  
Att: 3,328 - Partly Cloudy - 75 F

AB	34
R	8
H	9
RBI	6
BB	6
SO	6
LOB	16





Batter	1	2	3	4	5	6	7	8	9	AB	R	H	RBI	BB	SO	LOB	TOP					
6 Ian Desmond, R (1, 6) 90 Alex Cintron, S (7, 5) OBP: 0.333, SLG: 0.381 OBP: 0.500, SLG: 0.500										3	0	1	0	1	1	1	0					
43 Rick Ankiel, L (1, 8) 72 Jeff Frazier, R (8, PR) 63 Henry Alberto Rodriguez, R (8, PR)											3	0	1	0	1	1	3					
28 Jayson Werth, R (1, 9) 95 Jesus Valdez, R (8, PR)											2	0	0	0	2	0	2					
25 Adam LaRoche, L (1, 3) 92 Tyler Moore, R (8, PR)											4	0	2	2	0	0	2					
38 Michael Morse, R (1, 7)											4	1	0	0	1	2	3					
15 Jerry Hairston, R (1, 4)										4	0	0	0	0	1	3						
3 Wilson Ramos, R (1, 2) 60 Todd Coffey, R (6, 1)										2	0	0	0	1	1	1						
2 Roger Bernadina, L (8, PH)											0	0	0	0	0	0						
19 Brian Bixler, R (1, 5)											4	1	1	1	0	0	2					
29 Yunesky Maya, R (1, 1) 26 Jesus Flores, R (6, 2)											1	0	0	0	0	1	0					
<b>Inning Stats</b>	R: 0 E: 0 K: 2 S: 8	H: 1 LOB: 2 BB: 1 P: 12	R: 0 E: 1 K: 1 S: 6	H: 0 LOB: 3 BB: 2 P: 14	R: 0 E: 0 K: 0 S: 3	H: 0 LOB: 0 BB: 0 P: 3	R: 0 E: 0 K: 1 S: 5	H: 1 LOB: 1 BB: 1 P: 9	R: 0 E: 0 K: 1 S: 6	H: 1 LOB: 0 BB: 0 P: 6	R: 0 E: 0 K: 0 S: 3	H: 0 LOB: 0 BB: 0 P: 3	R: 6 E: 2 K: 2 S: 12	H: 4 LOB: 2 BB: 2 P: 20	R: 0 E: 0 K: 0 S: 3	H: 0 LOB: 0 BB: 0 P: 3	1B: 4 2B: 3 3B: 0 HR: 0	SF: 0 SAC: 1 DP: 1 HBP: 0	WP: 0 PB: 0 SB: 0 CS: 0	PA: 41		
<b>PITCHER</b>	IP WLS BF H R ER SO BB IBB HBP BLK WP HR S P ERA WHIP	5.0 W 21 2 0 0 5 4 0 0 0 0 0 0 27 43 0.00 1.200	2.0 7 1 0 0 1 0 0 0 0 0 0 9 9 0.00 0.500	0.2 7 2 6 1 1 2 0 0 0 0 0 7 15 13.50 6.000	1.1 S 6 2 0 0 1 0 0 0 0 0 0 8 8 0.00 1.500																	

Washington Nationals @ Atlanta Braves  
Champion Stadium, Lake Buena Vista, FL  
Thu Mar 17 2011, 6:09 PM - 8:42 PM EDT  
Att. 9,209 - Clear - 81 F

AB	34
R	6
H	7
RBI	5
BB	6
SO	8
LOB	20



Batter	1	2	3	4	5	6	7	8	9	AB	R	H	RBI	BB	SO	LOB	BOTTOM					
13 Nate McLouth, L (1, 8) 17 Matt Young, L (8, 7) OBP: 0.525, SLG: 0.567 OBP: 0.323, SLG: 0.231										4	1	2	0	0	0	0						
2 Alex Gonzalez, R (1, 6) 23 Brandon Hicks, R (8, 6) OBP: 0.319, SLG: 0.386 OBP: 0.368, SLG: 0.444										3	0	0	0	1	0	2						
10 Chipper Jones, S (1, 5) 75 Ed Lucas, R (8, 5) OBP: 0.438, SLG: 0.727 OBP: 0.393, SLG: 0.423										4	1	2	2	0	1	1						
16 Brian McCann, L (1, 2) 43 Scott Proctor, R (8, 1) 50 Cristhian Martinez, R (8, 1)										4	1	1	0	0	0	1						
26 Dan Uggla, R (1, 4) 24 Diory Hernandez, R (9, 4) OBP: 0.292, SLG: 0.279 OBP: 0.321, SLG: 0.462										4	1	1	1	0	2	0						
22 Jason Heyward, L (1, 9) 30 Wilkin Ramirez, R (7, 9) OBP: 0.583, SLG: 0.640 OBP: 0.385, SLG: 0.560										1	2	1	2	1	0	0						
5 Freddie Freeman, L (1, 3)										3	1	1	2	1	0	0						
1 Jordan Schafer, L (1, 7) OBP: 0.204, SLG: 0.255										3	0	0	0	0	2							
15 Tim Hudson, R (1, 1) 7 Brooks Conrad, S (6, PH) 11 Kenshin Kawakami, R (6, 1) 27 J.C. Boscan, R (8, 2) OBP: 0.333, SLG: 0.333										1	0	0	0	0	1	0						
<b>Inning Stats</b>	R: 0 E: 0 K: 0 S: 3	H: 1 LOB: 0 BB: 0 P: 3	R: 0 E: 0 K: 1 S: 5	H: 0 LOB: 2 BB: 1 P: 10	R: 0 E: 0 K: 1 S: 5	H: 0 LOB: 0 BB: 0 P: 5	R: 3 E: 0 K: 0 S: 7	H: 2 LOB: 1 BB: 1 P: 14	R: 1 E: 0 K: 0 S: 4	H: 2 LOB: 0 BB: 0 P: 5	R: 3 E: 0 K: 0 S: 6	H: 3 LOB: 0 BB: 0 P: 6	R: 0 E: 0 K: 1 S: 5	H: 0 LOB: 1 BB: 1 P: 9	R: 0 E: 0 K: 2 S: 7	H: 0 LOB: 0 BB: 0 P: 7	1B: 2 2B: 4 3B: 0 HR: 3	SF: 0 SAC: 0 DP: 1 HBP: 1	WP: 0 PB: 0 SB: 0 CS: 0	PA: 34		
<b>PITCHER</b>	IP WLS BF H R ER SO BB IBB HBP BLK WP HR S P ERA WHIP	5.0 L 22 3 3 3 1 1 0 0 0 0 0 1 11 15 13.50 2.000	1.0 3 0 0 0 2 0 0 0 0 0 0 7 7 0.00 0.000																			

Washington Nationals @ Atlanta Braves  
Champion Stadium, Lake Buena Vista, FL  
Thu Mar 17 2011, 6:09 PM - 8:42 PM EDT  
Att. 9,209 - Clear - 81 F

AB	30
R	7
H	8
RBI	7
BB	3
SO	5
LOB	6









Batter	1	2	3	4	5	6	7	8	9	AB	R	H	RBI	BB	SO	LOB	TOP																			
15 Jerry Hairston, R OBP: 0.270, SLG: 0.394 2 Roger Bernadina, L OBP: 0.333, SLG: 0.390	0-0 P3			0-3 K		0-0 L7	4-0 BB		0-0 G4-3	3	0	0	0	0	1	0	Washington Nationals @ New York Mets Digital Domain Park, Port St. Lucie, FL Sat Mar 19 2011, 1:11 PM - 3:58 PM EDT Att: 4,942 - Sunny - 77 F livebaseballscorecards.com																			
8 Danny Espinosa, S OBP: 0.384, SLG: 0.512 23 Collin Balester, R 92 Matt Antonelli, R	0-0 E5			0-3 K		0-0 P3	0-0 BB		0-0 F8	4	0	1	0	0	1	0																				
6 Ian Desmond, R OBP: 0.346, SLG: 0.396	0-0 FC5-4			0-0 FC5-4		0-0 G5-3	1-3 K			4	0	1	0	0	1	3																				
38 Michael Morse, R OBP: 0.385, SLG: 0.739	0-0 CS	0-0 G6-3		0-0 FC5-4			0-0 HR	1-0 HBP		3	1	1	0	0	0	1																				
43 Rick Ankiel, L OBP: 0.262, SLG: 0.513 90 Alex Cintron, S		0-0 F8			0-0 G3-1		0-0 HR	0-0 F8		2	1	0	0	1	0	0																				
7 Ivan Rodriguez, R OBP: 0.292, SLG: 0.304 55 Brian Broderick, R 45 Doug Slaten, L 72 Jeff Frazier, R		0-0 F8			0-0 19 1B		0-2 HR	0-0 F9		2	0	1	0	0	0	0																				
19 Brian Bixler, R 13 Alex Cora, L			0-3 K2-3		0-0 1B		0-1 HR	0-0 1B		3	1	2	1	0	1	0																				
12 Alberto Gonzalez, R 20 Laynce Nix, L			0-3 K		0-0 F9		0-0 G6-3	0-3 K		3	0	0	0	0	1	2																				
21 Jason Marquis, L 36 Tyler Clippard, R 66 Derek Norris, R			0-0 G4-3		0-0 K		0-0 F7		0-3 K	1	0	0	0	0	0	0																				
Inning Stats	R: 0 E: 1 K: 0 S: 3	H: 0 LOB: 0 BB: 0 P: 3	R: 0 E: 0 K: 0 S: 3	H: 0 LOB: 0 BB: 0 P: 3	R: 0 E: 0 K: 2 S: 7	H: 0 LOB: 0 BB: 0 P: 7	R: 0 E: 0 K: 2 S: 8	H: 1 LOB: 1 BB: 0 P: 8	R: 0 E: 0 K: 1 S: 7	H: 2 LOB: 2 BB: 0 P: 7	R: 0 E: 0 K: 0 S: 3	H: 0 LOB: 0 BB: 0 P: 3	R: 4 E: 0 K: 1 S: 12	H: 4 LOB: 2 BB: 2 P: 21	R: 0 E: 0 K: 1 S: 6	H: 1 LOB: 2 BB: 0 P: 7		R: 0 E: 0 K: 1 S: 5	H: 0 LOB: 0 BB: 0 P: 5	1B: 5 2B: 1 3B: 0 HR: 2	SF: 0 SAC: 0 DP: 0 HBP: 1	WP: 0 PB: 0 SB: 1 CS: 1	PA: 39													
PITCHER	IP	WLS	BF	H	R	ER	SO	BB	IBB	HBP	BLK	WP	HR	S	P	ERA	WHIP	40 Tim Byrdak, L ERA:		IP	WLS	BF	H	R	ER	SO	BB	IBB	HBP	BLK	WP	HR	S	P	ERA	WHIP
38 Chris Capuano, L ERA: 4.91 27 Pedro Beato, R 46 Oliver Pérez, L 92 Roy Merritt, L Francisco Rodriguez, R	(1, 1)	5.2	W	20	3	0	5	0	0	0	0	0	0	0	30	30	0.00	0.529	(9, 1)	1.0	S	3	0	0	0	1	0	0	0	0	0	5	5	0.00	0.000	

Batter	1	2	3	4	5	6	7	8	9	AB	R	H	RBI	BB	SO	LOB	BOTTOM																						
7 José Reyes, S OBP: 0.263, SLG: 0.229 3 Luis Hernandez, S	0-0 E6	0-0 L8		0-0 44 BB		0-0 G5-3		0-0 1B		3	2	2	0	0	0	0	Washington Nationals @ New York Mets Digital Domain Park, Port St. Lucie, FL Sat Mar 19 2011, 1:11 PM - 3:58 PM EDT Att: 4,942 - Sunny - 77 F livebaseballscorecards.com																						
28 Daniel Murphy, L 40 Tim Byrdak, L	0-0 1B	0-0 1B		0-0 L9		0-0 1B		0-0 G4-3		5	0	3	1	0	0	2																							
5 David Wright, R 2 Justin Turner, R	0-0 FC6-4	0-0 L8		0-0 44 BB		0-0 F9		0-0 1B		3	2	1	0	0	0	2																							
44 Jason Bay, R 97 Jesús Feliciano, L	4-0 21 BB		4-0 6 1B	4-0 6 WP		0-0 F7				0	2	0	0	3	0	0																							
12 Scott Hairston, R 96 Matthew den Dekker, L	0-0 21 BB		0-0 L6	0-0 1H		0-0 F8		0-0 K		3	1	2	3	0	0	1																							
21 Lucas Duda, L Lorenzo Scott, L	4-0 6 2B		0-0 F8	0-3 K		0-3 K		0-0 K		2	0	0	1	1	1	2																							
6 Nick Evans, R 87 Josh Satin, R	0-0 30 1B		1-0 1B		0-0 G6-3		0-0 F7			3	0	2	2	0	0	0																							
30 Josh Thole, L 9 Ronny Paulino, R	0-0 2H		0-0 G4-3		0-0 G4-3			0-0 G4-3		3	0	1	0	0	0	2																							
38 Chris Capuano, L 27 Pedro Beato, R 46 Oliver Pérez, L 92 Roy Merritt, L Francisco Rodriguez, R 85 Jose Coronado, S		0-0 G4-3		0-3 K		0-0 G4-3		0-3 K		3	0	0	0	0	1	0																							
Inning Stats	R: 4 E: 1 K: 0 S: 6	H: 5 LOB: 2 BB: 2 P: 14	R: 0 E: 0 K: 0 S: 4	H: 1 LOB: 1 BB: 0 P: 4	R: 0 E: 0 K: 2 S: 10	H: 1 LOB: 1 BB: 1 P: 14	R: 3 E: 0 K: 2 S: 10	H: 3 LOB: 1 BB: 1 P: 14	R: 0 E: 0 K: 0 S: 3	H: 0 LOB: 0 BB: 0 P: 3	R: 0 E: 0 K: 0 S: 4	H: 1 LOB: 1 BB: 0 P: 4	R: 0 E: 0 K: 1 S: 5	H: 0 LOB: 0 BB: 0 P: 5	R: 0 E: 0 K: 1 S: 6	H: 1 LOB: 1 BB: 0 P: 6		1B: 10 2B: 1 3B: 1 HR: 0	SF: 0 SAC: 0 DP: 0 HBP: 0	WP: 1 PB: 0 SB: 0 CS: 0	PA: 38																		
PITCHER	IP	WLS	BF	H	R	ER	SO	BB	IBB	HBP	BLK	WP	HR	S	P	ERA	WHIP	PITCHER		IP	WLS	BF	H	R	ER	SO	BB	IBB	HBP	BLK	WP	HR	S	P	ERA	WHIP			
21 Jason Marquis, R 36 Tyler Clippard, R 55 Brian Broderick, R 45 Doug Slaten, L 23 Collin Balester, R	(1, 1)	3.2	L	21	1	1	1	1	1	0	0	0	0	0	4	8	27.00	6.000	(1, 1)	1.0	L	21	1	1	1	1	1	0	0	0	0	0	0	0	0	0	0	0.00	0.000







Batter	1	2	3	4	5	6	7	8	9	AB	R	H	RBI	BB	SO	LOB	TOP					
1 Nwyer Morgan, L (1,8) OBP: 0.333, SLG: 0.319										4	0	1	0	0	0	0	<p>Washington Nationals @ St. Louis Cardinals Roger Dean Stadium, Jupiter, FL Mon Mar 21 2011, 1:09 PM - 4:10 PM EDT Att: 6,236 - Partly Cloudy - 78 F</p> <p>AB 33 R 7 H 10 RBI 7 BB 6 SO 2 LOB 15</p>					
2 Roger Bernardina, L (8,PH) OBP: 0.340, SLG: 0.378										0	0	0	0	1	0	0						
6 Ian Desmond, R (1,6) OBP: 0.379, SLG: 0.423										3	2	1	0	1	0	1						
20 Laynce Nix, L (1,9) OBP: 0.306, SLG: 0.469										4	2	2	1	0	0	1						
25 Adam LaRoche, L (1,3) OBP: 0.455, SLG: 0.474										3	1	2	2	1	0	0						
43 Rick Ankiel, L (7,PR) OBP: 0.234, SLG: 0.455										1	1	0	0	0	0	0						
38 Michael Morse, R (1,7) OBP: 0.379, SLG: 0.686										4	1	1	0	1	1	2						
7 Ivan Rodriguez, R (1,2) OBP: 0.397, SLG: 0.320										2	0	1	1	2	0	3						
3 Wilson Ramos, R (7,PR) OBP: 0.314, SLG: 0.424										0	0	0	0	0	0	0						
8 Danny Espinosa, S (1,4) OBP: 0.347, SLG: 0.478										4	0	1	2	0	1	4						
13 Alex Cora, L (1,5) OBP: 0.471, SLG: 0.467										3	0	1	1	0	0	0						
55 Brian Broderick, L (6,1)										1	0	0	0	0	0	2						
45 Doug Slaten, L (8,1)										0	0	0	0	0	0	0						
17 Sean Burnett, L (9,1)										0	0	0	0	0	0	0						
61 Livan Hernandez, R (1,1)										2	0	0	0	0	0	2						
19 Brian Bixler, R (6,PH) OBP: 0.463, SLG: 0.676										2	0	0	0	0	0	0						
<b>Inning Stats</b>	R: 0 E: 0 K: 0 S: 3	H: 2 LOB: 0 BB: 0 P: 3	R: 0 E: 1 K: 0 S: 3	H: 0 LOB: 1 BB: 1 P: 7	R: 0 E: 0 K: 0 S: 3	H: 0 LOB: 0 BB: 0 P: 3	R: 4 E: 0 K: 1 S: 9	H: 5 LOB: 1 BB: 1 P: 13	R: 0 E: 0 K: 0 S: 3	H: 0 LOB: 3 BB: 0 P: 12	R: 0 E: 0 K: 0 S: 3	H: 0 LOB: 0 BB: 0 P: 3	R: 3 E: 0 K: 1 S: 8	H: 3 LOB: 2 BB: 1 P: 13	R: 0 E: 0 K: 0 S: 2	H: 0 LOB: 0 BB: 1 P: 6	R: 0 E: 0 K: 0 S: 3	H: 0 LOB: 0 BB: 0 P: 3	1B: 8 2B: 2 3B: 1 HR: 0	SF: 0 SAC: 0 DP: 4 HBP: 2	WP: 0 PB: 0 SB: 1 CS: 1	PA: 41
<b>PITCHER</b>	IP WLS BF H R ER SO BB IBB HBP BLK WP HR S P ERA WHIP	29 Chris Carpenter, R (1,1) ERA: 5.56	4.2 L 22 7 4 4 1 3 0 0 0 0 0 0 20 33 7.71 2.143	59 Fernando Salas, R (5,1) ERA: 2.45	1.1 5 0 0 0 0 1 0 0 0 0 0 0 4 8 0.00 0.750	44 Miguel Batista, R (7,1) ERA: 2.45	0.1 2 0 1 1 0 0 0 0 0 0 0 0 1 2 27.00 0.000	30 Jason Motte, R (7,1) ERA: 12.27	0.0 2 2 0 0 0 0 0 0 0 0 0 0 2 2 ∞ ∞	41 Mitchell Boggs, R (7,1) ERA: 12.27	0.2 4 1 2 2 1 1 0 0 0 0 0 0 5 9 27.00 3.000	<b>PITCHER</b>	IP WLS BF H R ER SO BB IBB HBP BLK WP HR S P ERA WHIP	Blake King, R (8,1) ERA: 4.5	1.0 3 0 0 0 0 1 0 0 0 0 0 0 0 0 0 0.00 0.000	22 Raul Valdes, L (9,1) ERA: 8.1	1.0 3 0 0 0 0 0 0 0 0 0 0 0 0 0 0 0.00 0.000					

Batter	1	2	3	4	5	6	7	8	9	AB	R	H	RBI	BB	SO	LOB	BOTTOM					
Ryan Theriot, R (1,6) OBP: 0.278, SLG: 0.179										3	0	0	0	1	0	2	<p>Washington Nationals @ St. Louis Cardinals Roger Dean Stadium, Jupiter, FL Mon Mar 21 2011, 1:09 PM - 4:10 PM EDT Att: 6,236 - Partly Cloudy - 78 F</p> <p>AB 33 R 2 H 8 RBI 2 BB 3 SO 2 LOB 17</p>					
44 Miguel Batista, R (7,1) ERA: 2.45										0	0	0	0	0	0	0						
30 Jason Motte, R (7,1) ERA: 12.27										0	0	0	0	0	0	0						
41 Mitchell Boggs, R (7,1) ERA: 12.27										0	0	0	0	0	0	0						
Blake King, R (8,1) ERA: 4.5										0	0	0	0	0	0	0						
22 Raul Valdes, L (9,1) ERA: 8.1										1	0	0	0	0	0	0						
91 Amaury Casazara, R (9,PH) OBP: 0.316, SLG: 0.133										0	0	0	0	0	0	0						
28 Colby Rasmus, L (1,8) OBP: 0.397, SLG: 0.480										2	0	0	0	0	0	2						
92 Matt Carpenter, L (6,9) OBP: 0.421, SLG: 0.520										1	0	0	0	0	1	0						
5 Albert Pujols, R (1,3) OBP: 0.333, SLG: 0.391										3	1	1	0	0	0	1						
21 Allen Craig, R (6,3) OBP: 0.417, SLG: 0.412										1	0	0	0	0	0	0						
7 Matt Holliday, R (1,7) OBP: 0.469, SLG: 0.714										2	1	2	0	1	0	0						
27 Tyler Greene, R (7,6) OBP: 0.255, SLG: 0.244										1	0	0	0	0	0	0						
12 Lance Berkman, S (1,9) OBP: 0.220, SLG: 0.293										3	0	0	0	0	1	5						
19 Jon Jay, L (6,8) OBP: 0.270, SLG: 0.390										0	0	0	0	0	0	0						
34 Nick Swinona, R (8,PH) OBP: 0.241, SLG: 0.250										1	0	0	0	0	0	0						
23 David Freese, R (1,5) OBP: 0.333, SLG: 0.576										3	0	0	1	0	0	1						
Tony Cruz, R (7,2) OBP: 0.158, SLG: 0.263										1	0	0	0	0	0	0						
55 Skip Schumaker, L (1,4) OBP: 0.511, SLG: 0.553										2	0	2	0	1	0	0						
89 Donovan Solano, R (8,4)										1	0	0	0	0	0	0						
13 Gerald Laird, R (1,2) OBP: 0.423, SLG: 0.520										3	0	3	1	0	0	0						
63 Shane Robinson, R (6,PR) OBP: 0.245, SLG: 0.393										1	0	0	0	0	0	0						
29 Chris Carpenter, R (1,1) ERA: 5.56										2	0	0	0	0	0	4						
59 Fernando Salas, R (5,1) ERA: 2.45										0	0	0	0	0	0	0						
Mark Hamilton, L (6,PH) OBP: 0.294, SLG: 0.444										1	0	0	0	0	0	2						
33 Daniel Descalso, L (7,5) OBP: 0.386, SLG: 0.488										0	0	0	0	0	0	0						
97 Tommy Pham, R (9,PH) ERA: 12.27										1	0	0	0	0	0	0						
<b>Inning Stats</b>	R: 0 E: 0 K: 0 S: 3	H: 0 LOB: 0 BB: 0 P: 3	R: 0 E: 0 K: 0 S: 4	H: 1 LOB: 0 BB: 0 P: 4	R: 0 E: 1 K: 0 S: 4	H: 2 LOB: 2 BB: 1 P: 8	R: 2 E: 0 K: 0 S: 6	H: 3 LOB: 2 BB: 1 P: 10	R: 0 E: 0 K: 0 S: 5	H: 0 LOB: 3 BB: 0 P: 10	R: 0 E: 0 K: 0 S: 5	H: 0 LOB: 0 BB: 0 P: 6	R: 0 E: 0 K: 1 S: 5	H: 0 LOB: 0 BB: 0 P: 5	R: 0 E: 0 K: 0 S: 3	H: 0 LOB: 0 BB: 0 P: 3	R: 0 E: 0 K: 0 S: 3	H: 0 LOB: 0 BB: 0 P: 3	1B: 7 2B: 1 3B: 0 HR: 0	SF: 0 SAC: 0 DP: 0 HBP: 1	WP: 1 PB: 0 SB: 0 CS: 1	PA: 37
<b>PITCHER</b>	IP WLS BF H R ER SO BB IBB HBP BLK WP HR S P ERA WHIP	61 Livan Hernandez, R (1,1) ERA: 4.91	5.0 W 8 2 0 0 1 0 0 0 0 0 1 0 10 11 0.00 1.000	55 Brian Broderick, R (6,1) ERA: 0.71	2.0 H 8 2 0 0 1 0 0 0 0 0 0 0 3 3 0.00 0.000	45 Doug Slaten, L (8,1) ERA: 3.12	1.0 3 0 0 0 0 0 0 0 0 0 0 0 3 3 0.00 0.000	17 Sean Burnett, L (9,1) ERA: 12.27	1.0 3 0 0 0 0 0 0 0 0 0 0 0 3 3 0.00 0.000	<b>PITCHER</b>	IP WLS BF H R ER SO BB IBB HBP BLK WP HR S P ERA WHIP	Blake King, R (8,1) ERA: 4.5	1.0 3 0 0 0 0 1 0 0 0 0 0 0 0 0 0 0.00 0.000	22 Raul Valdes, L (9,1) ERA: 8.1	1.0 3 0 0 0 0 0 0 0 0 0 0 0 0 0 0 0.00 0.000							



Batter	1	2	3	4	5	6	7	8	9	AB	R	H	RBI	BB	SO	LOB	TOP																	
21 Michael Bourn, L (1, 8) OBP: 0.280, SLG: 0.408	G4-3		2-3	K					G6-3	4	0	1	1	0	1	0	<b>Houston Astros @ Washington Nationals</b> Space Coast Stadium, Viera, FL Tue Mar 22 2011, 1:06 PM - 3:21 PM EDT Att: 2,943 - Sunny - 81 F																	
14 Clint Barmes, R (1, 6) OBP: 0.288, SLG: 0.302	L7			F8					F9	4	0	0	0	0	0	1																		
22 Bill Hall, R (1, 4) OBP: 0.333, SLG: 0.289	G5-3			F9					K	3	0	0	0	0	1	0																		
45 Carlos Lee, R (1, 7) OBP: 0.286, SLG: 0.400										3	0	0	0	0	1	0																		
95 JB Shuck, L (7, 7) OBP: 0.297, SLG: 0.371										0	0	0	0	0	0	0																		
46 J.R. Towles, R (1, 2) OBP: 0.351, SLG: 0.543	G5-3									3	0	0	0	0	1	0																		
16 Matt Downs, R (1, 3) OBP: 0.348, SLG: 0.538										3	0	0	0	0	1	0																		
19 Brian Bogusevic, L (1, 9) OBP: 0.217, SLG: 0.311										3	0	0	0	0	0	0																		
94 Collin DeLome, L (8, 9)										0	0	0	0	0	0	0																		
26 Oswaldo Navarro, R (1, 5) OBP: 0.324, SLG: 0.296										2	1	1	0	1	0	0																		
51 Wandy Rodriguez, S (1, 1)										1	0	0	0	0	0	1																		
56 Henry Villar, R (5, 1)										0	0	0	0	0	0	0																		
48 Ross Wolf, R (7, 1)										0	0	0	0	0	0	0																		
58 Fernando Abad, L (8, 1)										0	0	0	0	0	0	0																		
71 Carlos Corporan, S (9, PH) OBP: 0.391, SLG: 0.476										1	0	0	0	0	0	0																		
<b>Inning Stats</b>	R: 0 E: 0 K: 0 S: 3	H: 0 LOB: 0 BB: 0 P: 3	R: 0 E: 0 K: 1 S: 5	H: 0 LOB: 0 BB: 0 P: 5	R: 0 E: 0 K: 0 S: 3	H: 1 LOB: 1 BB: 0 P: 4	R: 0 E: 0 K: 1 S: 5	H: 0 LOB: 0 BB: 0 P: 5	R: 0 E: 0 K: 1 S: 5	H: 0 LOB: 0 BB: 0 P: 5	R: 1 E: 0 K: 0 S: 4	H: 1 LOB: 1 BB: 1 P: 8	R: 0 E: 0 K: 2 S: 7	H: 0 LOB: 0 BB: 0 P: 7	R: 0 E: 0 K: 0 S: 3	H: 0 LOB: 0 BB: 0 P: 3	R: 0 E: 0 K: 0 S: 3	H: 0 LOB: 0 BB: 0 P: 3	1B: 2 2B: 0 3B: 0 HR: 0	SF: 0 SAC: 1 DP: 0 HBP: 0	WP: 0 PB: 0 SB: 0 CS: 0	PA: 29												
<b>PITCHER</b>	IP WLS BF H R ER SO BB IBB HBP BLK WP HR S P ERA WHIP																																	
31 John Lannan, L (1, 1) ERA: 4.73	6.0	21	2	1	1	3	1	0	0	0	0	0	0	0	25	30	1.50	0.500																
23 Collin Balester, R (7, 1) ERA: 1.93	1.0	3	0	0	0	2	0	0	0	0	0	0	0	0	7	7	0.00	0.000																
45 Doug Slaten, L (8, 1) ERA: 2.79	1.0	W 3	0	0	0	0	0	0	0	0	0	0	0	0	3	3	0.00	0.000																
22 Drew Storen, R (9, 1) ERA: 10.38	1.0	S 3	0	0	0	0	0	0	0	0	0	0	0	3	3	0.00	0.000																	

Batter	1	2	3	4	5	6	7	8	9	AB	R	H	RBI	BB	SO	LOB	BOTTOM																	
15 Jerry Hairston, R (1, 8) OBP: 0.250, SLG: 0.350	L5									4	0	1	0	0	0	2	<b>Houston Astros @ Washington Nationals</b> Space Coast Stadium, Viera, FL Tue Mar 22 2011, 1:06 PM - 3:21 PM EDT Att: 2,943 - Sunny - 81 F																	
45 Doug Slaten, L (8, 1)										0	0	0	0	0	0	0																		
20 Laynce Nix, L (9, 7) OBP: 0.306, SLG: 0.469										0	0	0	0	0	0	0																		
6 Ian Desmond, R (1, 6) OBP: 0.355, SLG: 0.393	G1-3									4	0	0	0	0	2	2																		
28 Jayson Werth, R (1, 9) OBP: 0.388, SLG: 0.308										4	0	2	0	0	0	0																		
2 Roger Bernadina, L (8, PR) OBP: 0.340, SLG: 0.378	F9									0	1	0	0	0	0	0																		
38 Michael Morse, R (1, 7) OBP: 0.387, SLG: 0.727										4	1	2	2	0	1	1																		
3 Wilson Ramos, R (1, 2) OBP: 0.308, SLG: 0.405										4	1	1	0	0	0	2																		
8 Danny Espinosa, S (1, 4) OBP: 0.385, SLG: 0.510										3	0	2	1	0	1	1																		
43 Rick Ankiel, L (8, 8) OBP: 0.250, SLG: 0.487										1	0	1	0	0	0	0																		
19 Brian Bixler, R (1, 5) OBP: 0.432, SLG: 0.622										3	0	0	0	0	1	4																		
12 Alberto Gonzalez, R (1, 3) OBP: 0.392, SLG: 0.398										2	0	2	0	0	0	0																		
13 Alex Cora, L (7, PH) OBP: 0.444, SLG: 0.438										2	0	0	0	0	0	3																		
31 John Lannan, L (1, 1) ERA: 6.39										0	0	0	0	0	0	0																		
23 Collin Balester, R (7, 1) ERA: 1.8										0	0	0	0	0	0	0																		
24 Matt Stairs, L (7, PH) OBP: 0.450, SLG: 0.647										0	0	0	0	1	0	0																		
22 Drew Storen, S (9, 1) ERA: 9.45										0	0	0	0	0	0	0																		
<b>Inning Stats</b>	R: 0 E: 0 K: 0 S: 3	H: 0 LOB: 0 BB: 0 P: 3	R: 0 E: 0 K: 1 S: 6	H: 1 LOB: 1 BB: 0 P: 6	R: 0 E: 0 K: 0 S: 4	H: 1 LOB: 1 BB: 0 P: 4	R: 1 E: 1 K: 0 S: 5	H: 1 LOB: 1 BB: 0 P: 5	R: 0 E: 0 K: 1 S: 6	H: 1 LOB: 1 BB: 0 P: 6	R: 0 E: 0 K: 1 S: 5	H: 1 LOB: 0 BB: 0 P: 5	R: 0 E: 0 K: 0 S: 4	H: 2 LOB: 2 BB: 1 P: 8	R: 2 E: 0 K: 2 S: 13	H: 4 LOB: 2 BB: 0 P: 16	1B: 9 2B: 1 3B: 0 HR: 1	SF: 0 SAC: 3 DP: 1 HBP: 0	WP: 0 PB: 0 SB: 0 CS: 0	PA: 35														
<b>PITCHER</b>	IP WLS BF H R ER SO BB IBB HBP BLK WP HR S P ERA WHIP																																	
51 Wandy Rodriguez, L (1, 1) ERA: 6.39	4.0	16	3	1	0	1	0	0	0	0	0	0	0	0	18	18	0.00	0.750																
56 Henry Villar, R (5, 1) ERA: 2.0	2.0	7	2	0	0	2	0	0	0	0	0	0	0	4	8	0.00	3.000																	
48 Ross Wolf, R (7, 1) ERA: 2.0	1.0	5	2	0	0	0	1	0	0	0	0	0	0	4	8	0.00	3.000																	
58 Fernando Abad, L (8, 1) ERA: 9.45	1.0	L 7	4	2	2	2	0	0	0	0	1	13	16	18.00	4.000																			



Batter	1	2	3	4	5	6	7	8	9	AB	R	H	RBI	BB	SO	LOB	TOP			
1 Niyer Morgan, L OBP: 0.328, SLG: 0.314 24 Matt Stairs, L OBP: 0.429, SLG: 0.611										4	1	1	0	0	3	0	<b>Washington Nationals @ Detroit Tigers</b> Joker Marchant Stadium, Lakeland, FL Thu Mar 24 2011, 6:10 PM - 9:01 PM EDT Att: 6,965 - Clear - 81 F <a href="http://livebaseballscorecards.com">livebaseballscorecards.com</a>			
28 Jayson Werth, R OBP: 0.404, SLG: 0.405 20 Laynce Nix, L OBP: 0.297, SLG: 0.455										3	1	2	2	0	1	0				
25 Adam LaRoche, L OBP: 0.448, SLG: 0.443 12 Alberto Gonzalez, R OBP: 0.392, SLG: 0.396										3	1	1	0	1	1	1				
38 Michael Morse, R OBP: 0.400, SLG: 0.776 2 Roger Bernadina, L OBP: 0.333, SLG: 0.370										3	1	2	2	0	1	1				
43 Rick Ankiel, L OBP: 0.288, SLG: 0.500										3	1	2	0	1	0	0				
6 Ian Desmond, R OBP: 0.389, SLG: 0.424 90 Alex Cintron, S OBP: 0.333, SLG: 0.200										3	0	2	1	0	0	2				
15 Jerry Hairston, R OBP: 0.255, SLG: 0.443 13 Alex Cora, L OBP: 0.432, SLG: 0.424										2	0	0	0	1	0	1				
7 Ivan Rodriguez, R OBP: 0.323, SLG: 0.286 3 Wilson Ramos, R OBP: 0.325, SLG: 0.421										3	0	0	0	0	0	2				
8 Danny Espinosa, S OBP: 0.339, SLG: 0.472										1	0	1	0	0	0	0				
<b>Inning Stats</b>	R: 1 E: 0 K: 0 S: 6	H: 3 LOB: 2 BB: 1 P: 11	R: 0 E: 0 K: 0 S: 3	H: 0 LOB: 0 BB: 0 P: 3	R: 0 E: 0 K: 3 S: 10	H: 1 LOB: 1 BB: 0 P: 10	R: 1 E: 0 K: 0 S: 4	H: 2 LOB: 0 BB: 0 P: 4	R: 3 E: 0 K: 2 S: 9	H: 2 LOB: 2 BB: 1 P: 13	R: 0 E: 0 K: 3 S: 9	H: 0 LOB: 0 BB: 0 P: 9	R: 0 E: 0 K: 0 S: 4	H: 1 LOB: 1 BB: 0 P: 4	R: 0 E: 0 K: 0 S: 3	H: 1 LOB: 0 BB: 0 P: 3		1B: 7 2B: 3 3B: 0 HR: 2	SF: 0 SAC: 0 DP: 3 HBP: 0	WP: 0 PB: 0 SB: 1 CS: 2
<b>PITCHER</b>	IP WLS BF H R ER SO BB IBB HBP BLK WP HR S P ERA WHIP																			
21 Rick Porcello, R ERA: 4.43 68 Chris Oxspring, R ERA: 53 Joaquin Benoit, R ERA: 46 Jose Valverde, R ERA: 1.0 36 Brad Thomas, L ERA: 2.08	5.0 1.0 1.0 1.0 1.0 1.0	L 4 3 4 3	23 1 0 1 1	8 1 0 1 0	5 0 0 0 0	5 0 0 0 0	5 3 0 0 0	2 1 0 0 0	0 0 0 0 0	0 0 0 0 0	0 0 0 0 0	2 5 9 4 3	32 9 9 4 3	41 9 9 4 3	9.00 0.00 0.00 0.00 0.00	2.000 2.000 0.000 1.000 1.000				

Batter	1	2	3	4	5	6	7	8	9	AB	R	H	RBI	BB	SO	LOB	BOTTOM					
14 Austin Jackson, R OBP: 0.381, SLG: 0.321 72 Andy Dirks, L OBP: 0.403, SLG: 0.571										3	0	0	0	1	3	0	<b>Washington Nationals @ Detroit Tigers</b> Joker Marchant Stadium, Lakeland, FL Thu Mar 24 2011, 6:10 PM - 9:01 PM EDT Att: 6,965 - Clear - 81 F <a href="http://livebaseballscorecards.com">livebaseballscorecards.com</a>					
28 Will Rhymes, L OBP: 0.304, SLG: 0.346 Shawn Roof, R										4	0	1	0	0	0	0						
30 Magglio Ordonez, R OBP: 0.277, SLG: 0.357 57 Casper Wells, R OBP: 0.440, SLG: 0.525										4	0	1	0	0	1	2						
24 Miguel Cabrera, R OBP: 0.328, SLG: 0.542 32 Don Kelly, L OBP: 0.369, SLG: 0.429										4	0	0	0	0	0	3						
41 Victor Martinez, S OBP: 0.373, SLG: 0.442										4	0	2	0	0	0	2						
26 Brennan Boesch, L OBP: 0.386, SLG: 0.435										4	1	3	0	0	0	1						
27 Jhonny Peralta, R ERA: 2.7 64 Justin Henry, L										4	0	2	0	0	0	3						
13 Alex Avila, L OBP: 0.382, SLG: 0.238 71 Jeff Kunkel, S										3	0	0	0	0	3	4						
15 Brandon Inge, R OBP: 0.283, SLG: 0.367 29 Danny Worth, R OBP: 0.375, SLG: 0.543										1	0	0	0	0	0	1						
<b>Inning Stats</b>	R: 0 E: 0 K: 1 S: 5	H: 0 LOB: 0 BB: 0 P: 5	R: 0 E: 0 K: 1 S: 7	H: 2 LOB: 0 BB: 0 P: 7	R: 0 E: 0 K: 1 S: 6	H: 1 LOB: 2 BB: 1 P: 10	R: 0 E: 0 K: 2 S: 9	H: 2 LOB: 2 BB: 0 P: 9	R: 0 E: 0 K: 1 S: 5	H: 0 LOB: 0 BB: 0 P: 5	R: 0 E: 0 K: 0 S: 4	H: 1 LOB: 1 BB: 0 P: 4	R: 0 E: 0 K: 2 S: 7	H: 0 LOB: 0 BB: 0 P: 7	R: 0 E: 0 K: 0 S: 4	H: 1 LOB: 2 BB: 0 P: 4		R: 2 E: 0 K: 1 S: 7	H: 2 LOB: 1 BB: 0 P: 8	1B: 7 2B: 2 3B: 0 HR: 0	SF: 0 SAC: 0 DP: 0 HBP: 0	WP: 1 PB: 0 SB: 1 CS: 0
<b>PITCHER</b>	IP WLS BF H R ER SO BB IBB HBP BLK WP HR S P ERA WHIP																					
27 Jordan Zimmermann, R ERA: 2.7 55 Brian Broderick, R ERA: 0.66 36 Tyler Clippard, R ERA: 0.72 60 Todd Coffey, R ERA: 8.38	5.0 1.0 2.0 1.0	W 4 7 5	21 1 1 2	0 0 0 2	0 0 0 2	0 0 0 1	0 0 0 0	0 0 0 0	0 0 0 0	0 0 0 1	0 0 0 0	32 4 11 7	36 4 11 8	0.00 0.00 0.00 18.00	1.200 1.000 0.500 2.000							



Batter	1	2	3	4	5	6	7	8	9	AB	R	H	RBI	BB	SO	LOB	TOP						
Ryan Theriot, R (1,6) OBP: 0.286, SLG: 0.222 89 Donovan Solano, R (7,6) OBP: 0.182, SLG: 0.182										3	0	1	0	0	1	0	<p>St. Louis Cardinals @ Washington Nationals Space Coast Stadium, Viera, FL Fri Mar 25 2011, 6:05 PM - 8:13 PM EDT Att. 6,543 - Clear - 75 F</p> <p>livebaseballscores.com</p>						
27 Tyler Greene, R (1,8) OBP: 0.226, SLG: 0.216										4	0	0	0	0	1	2							
5 Albert Pujols, R (1,3) OBP: 0.353, SLG: 0.412 92 Matt Carpenter, L (6,5) OBP: 0.414, SLG: 0.510										3	0	1	0	0	0	0							
7 Matt Holliday, R (1,7) OBP: 0.448, SLG: 0.660 21 Allen Craig, R (6,3) OBP: 0.419, SLG: 0.472										2	1	0	0	1	2	1							
23 David Freese, R (1,5) OBP: 0.310, SLG: 0.561 19 Jon Jay, L (6,7) OBP: 0.264, SLG: 0.365										3	1	1	2	0	0	0							
12 Lance Berkman, S (1,9) OBP: 0.234, SLG: 0.304 13 Gerald Laird, R (7,2) OBP: 0.393, SLG: 0.481 63 Shane Robinson, R (6, PH) OBP: 0.323, SLG: 0.367											3	0	0	0	0	0							
4 Yadier Molina, R (1,2) OBP: 0.320, SLG: 0.340 28 Colby Rasmus, L (7, PH) OBP: 0.367, SLG: 0.481 33 Daniel Descalso, L (7,4) OBP: 0.362, SLG: 0.455											2	0	1	0	0	0							
55 Skip Schumaker, L (1,4) OBP: 0.463, SLG: 0.522 59 Fernando Salas, R (7,1) OBP: 0.362, SLG: 0.455											3	0	0	0	0	1							
30 Jason Motte, R (8,1)											0	0	0	0	0	0							
26 Kyle Lohse, R (1,1) OBP: 0.143, SLG: 0.143 34 Nick Stavinoha, R (7,9) OBP: 0.242, SLG: 0.281										2	0	0	0	0	1	0							
<b>Inning Stats</b>	R: 0 E: 0 K: 2 S: 8	H: 1 LOB: 1 BB: 0 P: 8	R: 0 E: 0 K: 0 S: 4	H: 1 LOB: 1 BB: 0 P: 4	R: 0 E: 0 K: 1 S: 5	H: 0 LOB: 0 BB: 0 P: 5	R: 2 E: 0 K: 0 S: 5	H: 1 LOB: 0 BB: 1 P: 10	R: 0 E: 0 K: 1 S: 6	H: 1 LOB: 1 BB: 0 P: 6	R: 0 E: 0 K: 1 S: 5	H: 0 LOB: 0 BB: 0 P: 5	R: 0 E: 0 K: 0 S: 3	H: 0 LOB: 0 BB: 0 P: 3	R: 0 E: 0 K: 0 S: 5	H: 1 LOB: 1 BB: 0 P: 5		R: 0 E: 0 K: 2 S: 7	H: 0 LOB: 0 BB: 0 P: 7	1B: 4 2B: 0 3B: 0 HR: 1	SF: 0 SAC: 0 DP: 0 HBP: 0	WP: 0 PB: 0 SB: 1 CS: 0	PA: 33
<b>PITCHER</b>	IP WLS BF H R ER SO BB IBB HBP BLK WP HR S P ERA WHIP																						
32 Tom Gorzelanny, L (1,1) ERA: 3.63	6.0	W	23	4	2	2	5	1	0	0	0	0	0	0	0	0		3.00	0.833				
57 Chad Gaudin, R (7,1) ERA: 3.75	1.0	W	3	0	0	0	0	0	0	0	0	0	0	0	3	3		0.00	0.000				
45 Doug Slaten, L (8,1) ERA: 2.53	1.0	H	4	1	0	0	0	0	0	0	0	0	0	5	5	0.00		1.000					
22 Drew Storen, R (9,1) ERA: 9.31	1.0	S	3	0	0	0	2	0	0	0	0	0	0	7	7	0.00		0.000					

Batter	1	2	3	4	5	6	7	8	9	AB	R	H	RBI	BB	SO	LOB	BOTTOM					
1 Nnyer Morgan, L (1,8) OBP: 0.328, SLG: 0.315 24 Matt Stairs, L (7, PH) OBP: 0.455, SLG: 0.611 45 Doug Slaten, L (8,1)										3	0	1	1	0	0	1	<p>St. Louis Cardinals @ Washington Nationals Space Coast Stadium, Viera, FL Fri Mar 25 2011, 6:05 PM - 8:13 PM EDT Att. 6,543 - Clear - 75 F</p> <p>livebaseballscores.com</p>					
22 Drew Storen, S (9,1)										0	0	0	0	1	0	0						
28 Jayson Werth, R (1,9) OBP: 0.382, SLG: 0.378 19 Brian Bixler, R (7, PH) OBP: 0.422, SLG: 0.622										3	0	0	0	0	2	1						
11 Ryan Zimmerman, R (1,5) OBP: 0.296, SLG: 0.560 20 Lavnce Nix, L (7, PH) OBP: 0.289, SLG: 0.441										3	0	0	0	0	0	0						
3 Wilson Ramos, R (1,2) OBP: 0.364, SLG: 0.476										4	1	3	0	0	0	0						
2 Roger Bernadina, L (1,7) OBP: 0.327, SLG: 0.360										4	0	1	1	0	1	2						
15 Jemy Hairston, R (1,6) OBP: 0.235, SLG: 0.304										4	0	0	0	0	0	3						
13 Alex Cora, L (1,3) OBP: 0.439, SLG: 0.417											3	1	1	0	1	1						
12 Alberto Gonzalez, R (1,4) OBP: 0.407, SLG: 0.412											3	1	2	0	0	1						
32 Tom Gorzelanny, R (1,1) 57 Chad Gaudin, R (7,1) 93 Boomer Whiting, S (7, PH) (8,8)											0	0	0	0	0	0						
<b>Inning Stats</b>	R: 0 E: 0 K: 0 S: 3	H: 0 LOB: 0 BB: 0 P: 3	R: 0 E: 0 K: 0 S: 3	H: 0 LOB: 0 BB: 0 P: 3	R: 1 E: 0 K: 1 S: 7	H: 2 LOB: 1 BB: 0 P: 7	R: 0 E: 0 K: 1 S: 6	H: 1 LOB: 1 BB: 0 P: 6	R: 0 E: 0 K: 0 S: 4	H: 1 LOB: 1 BB: 0 P: 4	R: 1 E: 0 K: 0 S: 7	H: 2 LOB: 1 BB: 0 P: 7	R: 1 E: 0 K: 1 S: 6	H: 1 LOB: 2 BB: 2 P: 14	R: 0 E: 0 K: 1 S: 6	H: 1 LOB: 1 BB: 0 P: 6		1B: 7 2B: 1 3B: 0 HR: 0	SF: 1 SAC: 3 DP: 0 HBP: 0	WP: 0 PB: 0 SB: 0 CS: 0	PA: 34	
<b>PITCHER</b>	IP WLS BF H R ER SO BB IBB HBP BLK WP HR S P ERA WHIP																					
26 Kyle Lohse, R (1,1) ERA: 1.88	6.0	L	24	6	2	2	3	6	2	2	2	3	0	0	0	9.00		2.000				
59 Fernando Salas, R (7,1) ERA: 0.87	1.0	L	6	1	1	1	1	1	1	0	0	6	14	9.00	2.000							
30 Jason Motte, R (8,1) ERA: 10.8	1.0		4	1	0	0	1	0	0	0	0	6	6	0.00	1.000							



Batter	1	2	3	4	5	6	7	8	9	AB	R	H	RBI	BB	SO	LOB	TOP								
6 Ian Desmond, R (1.6) 19 Brian Bixler, R (7.5) OBP: 0.377, SLG: 0.435 OBP: 0.435, SLG: 0.622	L7		2B		G6-3	20 G3-1 11 1B BB		71 HR BB		3 2 1 0 1 0 0 0 1 0 0 1 0 0							<b>Washington Nationals @ Houston Astros</b> Osceola County Stadium, Kissimmee, FL Sat Mar 26 2011, 1:09 PM - 3:37 PM EDT Att: 3,442 - Sunny - 73 F  <b>AB 37</b> <b>R 10</b> <b>H 11</b> <b>RBI 9</b> <b>BB 6</b> <b>SO 3</b> <b>LOB 19</b>								
20 Laynce Nix, L (1.9) 71 Jonathan Van Every, L (6.9) OBP: 0.310, SLG: 0.459 OBP: 0.364, SLG: 0.667	G4-3		2B		G3-1	38 BB 24 1B 43 E BB		HR		3 2 1 1 1 0 2 1 1 1 3 0 0 0															
11 Ryan Zimmerman, R (1.5) 12 Alberto Gonzalez, R (6. PR) OBP: 0.317, SLG: 0.439 OBP: 0.400, SLG: 0.404	G6-3		2B		F9			P5		4 0 1 2 0 0 2 1 0 0 0 0 0 0															
24 Matt Stairs, L (1.3) 23 Collin Balester, R (5.1) Josh Johnson, S (7.4)		4-0 38 HR BB	SF9		F9	43 E 38 BB 1B		G4-3		1 1 1 1 1 0 0 1 0 0 0 0 0 1 1 0 0 0 0 0 0															
38 Michael Morse, R (1.7) OBP: 0.414, SLG: 0.803		2-2 1-H HR	F8		F9	43 E BB		K2-3		3 1 1 2 2 1 1															
43 Rick Ankiel, L (1.8) 2 Roger Bernadina, L (8.8) OBP: 0.286, SLG: 0.481 OBP: 0.321, SLG: 0.353			1B		F7			L4		4 0 1 0 0 0 3 1 0 0 0 0 0 0															
8 Danny Espinosa, S (1.4) 36 Tyler Clippard, R (7.1) 60 Todd Coffey, R (8.1)			1B		K			P2		4 0 0 0 0 1 5 0 0 0 0 0 0 0 0 0 0 0 0 0 0 1 0 1 0 0 0 0 0 0 0 0 0 0 0															
3 Wilson Ramos, R (9. PH) 17 Sean Burnett, L (9.1)			1B		G1-3			G3-4		4 1 2 0 0 1 2 1 0 0 0 0 0 1															
7 Ivan Rodriguez, R (1.2) 68 Jhonatan Solano, R (8.2)			1B		G3-1	20 G3-1 11 1B 6 BB 1B		K		2 0 0 0 0 0 1 2 1 1 0 0 0 1															
61 Livan Hernandez, R (1.1) 92 Tyler Moore, R (5.3) OBP: 0.333, SLG: 0.667			G3		G4-3			71 HR 2B																	
<b>Inning Stats</b>	R: 0 E: 0 K: 0 S: 3	H: 0 LOB: 0 BB: 0 P: 3	R: 2 E: 0 K: 0 S: 6	H: 2 LOB: 0 BB: 1 P: 12	R: 2 E: 1 K: 0 S: 6	H: 2 LOB: 1 BB: 0 P: 6	R: 0 E: 0 K: 1 S: 6	H: 1 LOB: 1 BB: 0 P: 6	R: 1 E: 1 K: 0 S: 5	H: 1 LOB: 3 BB: 2 P: 13	R: 2 E: 0 K: 0 S: 5	H: 2 LOB: 1 BB: 1 P: 9	R: 0 E: 0 K: 1 S: 5	H: 0 LOB: 1 BB: 1 P: 9	R: 3 E: 0 K: 1 S: 7	H: 2 LOB: 0 BB: 1 P: 12		R: 0 E: 0 K: 0 S: 3	H: 1 LOB: 0 BB: 0 P: 3	1B: 6 2B: 3 3B: 0 HR: 2	SF: 1 SAC: 0 DP: 2 HBP: 0	WP: 0 PB: 0 SB: 0 CS: 0	PA: 44		
<b>PITCHER</b>	IP WLS BF H R ER SO BB IBB HBP BLK WP HR S P ERA WHIP	IP WLS BF H R ER SO BB IBB HBP BLK WP HR S P ERA WHIP	IP WLS BF H R ER SO BB IBB HBP BLK WP HR S P ERA WHIP	IP WLS BF H R ER SO BB IBB HBP BLK WP HR S P ERA WHIP	IP WLS BF H R ER SO BB IBB HBP BLK WP HR S P ERA WHIP	IP WLS BF H R ER SO BB IBB HBP BLK WP HR S P ERA WHIP	IP WLS BF H R ER SO BB IBB HBP BLK WP HR S P ERA WHIP	IP WLS BF H R ER SO BB IBB HBP BLK WP HR S P ERA WHIP	IP WLS BF H R ER SO BB IBB HBP BLK WP HR S P ERA WHIP	IP WLS BF H R ER SO BB IBB HBP BLK WP HR S P ERA WHIP	IP WLS BF H R ER SO BB IBB HBP BLK WP HR S P ERA WHIP	IP WLS BF H R ER SO BB IBB HBP BLK WP HR S P ERA WHIP	IP WLS BF H R ER SO BB IBB HBP BLK WP HR S P ERA WHIP	IP WLS BF H R ER SO BB IBB HBP BLK WP HR S P ERA WHIP	IP WLS BF H R ER SO BB IBB HBP BLK WP HR S P ERA WHIP	IP WLS BF H R ER SO BB IBB HBP BLK WP HR S P ERA WHIP		IP WLS BF H R ER SO BB IBB HBP BLK WP HR S P ERA WHIP	IP WLS BF H R ER SO BB IBB HBP BLK WP HR S P ERA WHIP	IP WLS BF H R ER SO BB IBB HBP BLK WP HR S P ERA WHIP	IP WLS BF H R ER SO BB IBB HBP BLK WP HR S P ERA WHIP	IP WLS BF H R ER SO BB IBB HBP BLK WP HR S P ERA WHIP	IP WLS BF H R ER SO BB IBB HBP BLK WP HR S P ERA WHIP	IP WLS BF H R ER SO BB IBB HBP BLK WP HR S P ERA WHIP	IP WLS BF H R ER SO BB IBB HBP BLK WP HR S P ERA WHIP



Batter	1	2	3	4	5	6	7	8	9	AB	R	H	RBI	BB	SO	LOB	BOTTOM								
11 Jason Bourgeois, R (1.8) OBP: 0.333, SLG: 0.382	G6-3 1B		F8			F8		G3-1		4 0 1 0 0 0 0							<b>Washington Nationals @ Houston Astros</b> Osceola County Stadium, Kissimmee, FL Sat Mar 26 2011, 1:09 PM - 3:37 PM EDT Att: 3,442 - Sunny - 73 F  <b>AB 28</b> <b>R 0</b> <b>H 2</b> <b>RBI 0</b> <b>BB 1</b> <b>SO 4</b> <b>LOB 9</b>								
36 Angel Sanchez, R (1.6) OBP: 0.293, SLG: 0.243	G6-3				G1-3		F7	G1-3		4 0 0 0 0 0 1															
9 Hunter Pence, R (1.9) 62 Aneury Rodriguez, R (8.1) 58 Fernando Abad, L (9.1)	P3				K			G1-3		3 0 0 0 0 0 1 0 0 0 0 0 0 0 0 0 0 0 0 0 0															
45 Carlos Lee, R (1.7) 95 JB Shuck, L (5.7) OBP: 0.255, SLG: 0.353 OBP: 0.273, SLG: 0.366	L4				P6			G4-3		2 0 0 0 0 0 1 1 0 0 0 0 0 0															
29 Brett Wallace, L (1.3) 1 Anderson Hernandez, S (6. PR) OBP: 0.391, SLG: 0.556 OBP: 0.269, SLG: 0.300		4-0 26 CS BB				26 G5-3 1B		K		1 0 1 0 1 0 0 1 0 0 0 0 1 0															
23 Chris Johnson, R (1.5) 89 Enrique Hernández, R (6.5) OBP: 0.313, SLG: 0.435 OBP: 0.333, SLG: 0.333			F8		K			G5-3		2 0 0 0 0 1 2 1 0 0 0 0 0 0															
26 Oswaldo Navarro, R (1.4) OBP: 0.308, SLG: 0.281		1-0 P4				G5-3		G6-3		3 0 0 0 0 0 2															
Robinson Cancel, R (1.2) 54 Mark Melancon, R (6.1) 27 Gustavo Chacin, L (7.1) Jake Goebbert, L (8.9)					P4			G6-3		2 0 0 0 0 0 2 0 0 0 0 0 0 0 0 0 0 0 0 0 0 1 0 0 0 0 0 0															
56 Henry Villar, R (1.1) 37 Brandon Lyon, R (3.1) 4 Jason Michaels, R (3. PR) 59 Wilton Lopez, R (4.1) 66 Eneiro Del Rosario, R (5.1) 71 Carlos Corporán, S (8.2) OBP: 0.333, SLG: 0.375					P4			F8		0 0 0 0 0 0 0 0 0 0 0 0 0 0 1 0 2 0 0 0 0 1 0															
<b>Inning Stats</b>	R: 0 E: 0 K: 0 S: 4	H: 1 LOB: 1 BB: 0 P: 4	R: 0 E: 0 K: 0 S: 2	H: 0 LOB: 0 BB: 1 P: 7	R: 0 E: 0 K: 0 S: 3	H: 0 LOB: 0 BB: 0 P: 3	R: 0 E: 0 K: 1 S: 5	H: 0 LOB: 0 BB: 0 P: 5	R: 0 E: 0 K: 0 S: 3	H: 1 LOB: 2 BB: 0 P: 6	R: 0 E: 0 K: 0 S: 5	H: 0 LOB: 0 BB: 0 P: 5	R: 0 E: 0 K: 0 S: 3	H: 0 LOB: 0 BB: 0 P: 3	R: 0 E: 0 K: 1 S: 5	H: 0 LOB: 0 BB: 0 P: 5		R: 0 E: 0 K: 0 S: 3	H: 0 LOB: 0 BB: 0 P: 5	1B: 2 2B: 0 3B: 0 HR: 0	SF: 0 SAC: 0 DP: 0 HBP: 0	WP: 0 PB: 0 SB: 0 CS: 1	PA: 29		
<b>PITCHER</b>	IP WLS BF H R ER SO BB IBB HBP BLK WP HR S P ERA WHIP	IP WLS BF H R ER SO BB IBB HBP BLK WP HR S P ERA WHIP	IP WLS BF H R ER SO BB IBB HBP BLK WP HR S P ERA WHIP	IP WLS BF H R ER SO BB IBB HBP BLK WP HR S P ERA WHIP	IP WLS BF H R ER SO BB IBB HBP BLK WP HR S P ERA WHIP	IP WLS BF H R ER SO BB IBB HBP BLK WP HR S P ERA WHIP	IP WLS BF H R ER SO BB IBB HBP BLK WP HR S P ERA WHIP	IP WLS BF H R ER SO BB IBB HBP BLK WP HR S P ERA WHIP	IP WLS BF H R ER SO BB IBB HBP BLK WP HR S P ERA WHIP	IP WLS BF H R ER SO BB IBB HBP BLK WP HR S P ERA WHIP	IP WLS BF H R ER SO BB IBB HBP BLK WP HR S P ERA WHIP	IP WLS BF H R ER SO BB IBB HBP BLK WP HR S P ERA WHIP	IP WLS BF H R ER SO BB IBB HBP BLK WP HR S P ERA WHIP	IP WLS BF H R ER SO BB IBB HBP BLK WP HR S P ERA WHIP	IP WLS BF H R ER SO BB IBB HBP BLK WP HR S P ERA WHIP	IP WLS BF H R ER SO BB IBB HBP BLK WP HR S P ERA WHIP		IP WLS BF H R ER SO BB IBB HBP BLK WP HR S P ERA WHIP	IP WLS BF H R ER SO BB IBB HBP BLK WP HR S P ERA WHIP	IP WLS BF H R ER SO BB IBB HBP BLK WP HR S P ERA WHIP	IP WLS BF H R ER SO BB IBB HBP BLK WP HR S P ERA WHIP	IP WLS BF H R ER SO BB IBB HBP BLK WP HR S P ERA WHIP	IP WLS BF H R ER SO BB IBB HBP BLK WP HR S P ERA WHIP	IP WLS BF H R ER SO BB IBB HBP BLK WP HR S P ERA WHIP	IP WLS BF H R ER SO BB IBB HBP BLK WP HR S P ERA WHIP





Batter	1	2	3	4	5	6	7	8	9	AB	R	H	RBI	BB	SO	LOB	TOP							
8 Chris Coghlan, L OBP: 0.535, SLG: 0.652 93 Chris Aguila, R (7, 8)										3	2	3	0	1	0	0								
1 Emilio Bonifacio, S OBP: 0.290, SLG: 0.303 (1, 4)										4	0	1	0	1	1	2								
29 Greg Dobbs, L OBP: 0.426, SLG: 0.617 (1, 7) (7, 3)										5	0	2	1	0	0	3								
18 Wes Helms, R OBP: 0.297, SLG: 0.200 Jorge Padilla, R OBP: 0.097, SLG: 1.000 (1, 3) (7, 7)										3	0	0	1	0	0	1								
22 Donnie Murphy, R OBP: 0.352, SLG: 0.404 (1, 5)										4	0	1	0	0	0	1								
33 Scott Cousins, L OBP: 0.241, SLG: 0.281 (1, 9)										4	1	2	0	0	1	0								
6 Brad Davis, R OBP: 0.185 48 Clint Sammons, R OBP: 0.429, SLG: 0.333 (1, 2) (7, 2)										3	1	1	0	0	0	2	AB 36 R 6 H 11 RBI 6 BB 1 SO 4 LOB 14							
56 Osvaldo Martinez, R OBP: 0.255, SLG: 0.298 (1, 6)										3	1	0	0	0	1	3								
Adalberto Mendez, R 38 Randy Choate, L 44 Brian Sanches, R 95 Jeff Dominguez, S 40 Mike Dunn, L 90 Ryan Curry, R 76 Dan Jennings, L (1, 1) (4, 1) (4, 1) (7, PH) (7, 1) (8, PH) (8, 1)										1	0	0	0	0	0	0								
<b>Inning Stats</b>	R: 0 E: 0 K: 1 S: 5	H: 1 LOB: 0 BB: 0 P: 5	R: 0 E: 0 K: 0 S: 5	H: 2 LOB: 2 BB: 0 P: 5	R: 1 E: 0 K: 1 S: 6	H: 1 LOB: 1 BB: 0 P: 7	R: 0 E: 0 K: 0 S: 3	H: 0 LOB: 0 BB: 0 P: 3	R: 0 E: 0 K: 0 S: 4	H: 1 LOB: 1 BB: 0 P: 4	R: 0 E: 0 K: 0 S: 3	H: 0 LOB: 0 BB: 0 P: 3	R: 5 E: 1 K: 0 S: 8	H: 4 LOB: 1 BB: 1 P: 13	R: 0 E: 0 K: 2 S: 8	H: 1 LOB: 1 BB: 0 P: 8	R: 0 E: 0 K: 0 S: 4	H: 1 LOB: 1 BB: 0 P: 5	1B: 9 2B: 1 3B: 1 HR: 0	SF: 1 SAC: 1 DP: 1 HBP: 1	WP: 1 PB: 0 SB: 1 CS: 0	PA: 40		
<b>PITCHER</b>	IP WLS BF H R ER SO BB IBB HBP BLK WP HR S P ERA WHIP																							
48 Ross Detwiler, L ERA: 2.65 55 Brian Broderick, R ERA: 2.45 45 Doug Slaten, L ERA: 2.31 57 Chad Gaudin, R ERA: 3.46 22 Drew Storen, R ERA: 8.44	(1, 1) (6, 1) (7, 1) (8, 1) (9, 1)	5.0 1.0 1.0 1.0 1.0	WLS L L L L	BF 20 8 4 4 4	H 5 4 4 1	R 1 5 0 0	ER 1 3 0 0	SO 2 3 0 2	BB 0 0 1 0	IBB 0 0 0 0	HBP 1 0 0 0	BLK 0 0 0 0	WP 0 0 0 1	HR 0 0 0 0	S 23 8 3 8	P 24 8 8 8	ERA 1.80 27.00 0.00 0.00	WHIP 1.000 4.000 0.000 1.000						

Florida Marlins @ Washington Nationals  
Space Coast Stadium, Viera, FL  
Sun Mar 27 2011, 1:09 PM - 4:11 PM EDT  
Att: 5,296 - Sunny - 81 F

AB	36
R	6
H	11
RBI	6
BB	1
SO	4
LOB	14




Batter	1	2	3	4	5	6	7	8	9	AB	R	H	RBI	BB	SO	LOB	BOTTOM							
6 Ian Desmond, R OBP: 0.384, SLG: 0.462 19 Brian Bixler, R OBP: 0.447, SLG: 0.622 (1, 6) (8, 5)										3	1	1	0	1	0	0								
28 Jayson Werth, R OBP: 0.379, SLG: 0.383 55 Brian Broderick, R 45 Doug Slaten, L Alberto Gonzalez, L OBP: 0.421, SLG: 0.434 (1, 9) (6, 1) (7, 1) (7, PH) (8, 6)										2	0	1	1	0	0	0								
11 Ryan Zimmerman, R OBP: 0.374, SLG: 0.590 57 Chad Gaudin, R 22 Drew Storen, S 67 Carlos Maldonado, R (1, 5) (8, 1) (9, 1) (8, PH)										3	0	1	0	1	0	3								
43 Rick Ankiel, L OBP: 0.271, SLG: 0.455 15 Jerry Hairston, R OBP: 0.226, SLG: 0.292 (1, 8) (7, PH) (8, 8)										3	0	0	0	0	1	3								
38 Michael Morse, R OBP: 0.425, SLG: 0.841 2 Roger Bernadina, L OBP: 0.310, SLG: 0.340 (1, 7) (7, 7)										2	1	1	1	1	0	0								
3 Wilson Ramos, R OBP: 0.387, SLG: 0.468 (1, 2)										4	0	1	0	0	1	1								
8 Danny Espinosa, S OBP: 0.344, SLG: 0.441 (1, 4)										2	1	1	0	2	1	1								
13 Alex Cora, L OBP: 0.432, SLG: 0.410 24 Matt Stairs, L OBP: 0.462, SLG: 0.600 (1, 3) (8, 3)										3	0	1	0	0	0	2								
48 Ross Detwiler, R 95 Jesus Valdez, R (1, 1) (6, 9)										2	0	0	0	0	1	2								
<b>Inning Stats</b>	R: 0 E: 0 K: 0 S: 3	H: 0 LOB: 1 BB: 1 P: 7	R: 0 E: 0 K: 1 S: 4	H: 0 LOB: 2 BB: 2 P: 13	R: 1 E: 0 K: 0 S: 6	H: 2 LOB: 1 BB: 0 P: 6	R: 0 E: 0 K: 1 S: 6	H: 1 LOB: 2 BB: 1 P: 10	R: 0 E: 0 K: 0 S: 7	H: 2 LOB: 0 BB: 0 P: 12	R: 0 E: 0 K: 0 S: 3	H: 0 LOB: 2 BB: 2 P: 11	R: 0 E: 0 K: 2 S: 8	H: 1 LOB: 1 BB: 0 P: 8	R: 1 E: 0 K: 0 S: 4	H: 1 LOB: 1 BB: 1 P: 8	1B: 5 2B: 1 3B: 1 HR: 1	SF: 1 SAC: 0 DP: 0 HBP: 0	WP: 2 PB: 0 SB: 3 CS: 1	PA: 41				
<b>PITCHER</b>	IP WLS BF H R ER SO BB IBB HBP BLK WP HR S P ERA WHIP																							
Adalberto Mendez, R ERA: 3.52 38 Randy Choate, L ERA: 12.46 44 Brian Sanches, R ERA: 4.66 40 Mike Dunn, L ERA: 5.59 76 Dan Jennings, L ERA: 3.0	(1, 1) (4, 1) (4, 1) (7, 1) (8, 1)	3.2 0.0 2.1 1.0 2.0	WLS W H W S	BF 16 1 10 5 9	H 2 1 5 2	R 1 0 0 1	ER 1 0 2 0 1	SO 1 0 2 0 2	BB 4 0 0 2 1	IBB 0 0 0 0 0	HBP 0 0 0 0 0	BLK 0 0 0 0 0	WP 0 0 1 1 0	HR 0 0 0 0 0	S 15 1 3 11 12	P 32 1 22 11 16	ERA 2.46 " " 7.71 0.00 4.50	WHIP 1.636 " " 1.286 2.000 1.500						


Florida Marlins @ Washington Nationals  
Space Coast Stadium, Viera, FL  
Sun Mar 27 2011, 1:09 PM - 4:11 PM EDT  
Att: 5,296 - Sunny - 81 F

AB	33
R	4
H	8
RBI	3
BB	7
SO	5
LOB	21





Batter	1	2	3	4	5	6	7	8	9	AB R H RBI BB SO LOB	TOP																								
											<p>Washington Nationals @ Atlanta Braves Champion Stadium, Lake Buena Vista, FL Mon Mar 28 2011, 6:05 PM EDT</p> <p><a href="http://livebaseballscorecards.com">livebaseballscorecards.com</a></p> <p>AB 0 R 0 H 0 RBI 0 BB 0 SO 0 LOB 0</p>  <p>1B: 0 SF: 0 WP: 0 PA: 0 2B: 0 SAC: 0 FB: 0 3B: 0 DP: 0 SB: 0 HR: 0 HBP: 0 CS: 0</p>																								
Inning Stats																																			
PITCHER	IP	WLS	BF	H	R	ER	SO	BB	IBB	HBP	BLK	WP	HR	S	P	ERA	WHIP	PITCHER	IP	WLS	BF	H	R	ER	SO	BB	IBB	HBP	BLK	WP	HR	S	P	ERA	WHIP

Batter	1	2	3	4	5	6	7	8	9	AB R H RBI BB SO LOB	BOTTOM																								
											<p>Washington Nationals @ Atlanta Braves Champion Stadium, Lake Buena Vista, FL Mon Mar 28 2011, 6:05 PM EDT</p> <p><a href="http://livebaseballscorecards.com">livebaseballscorecards.com</a></p> <p>AB 0 R 0 H 0 RBI 0 BB 0 SO 0 LOB 0</p>  <p>1B: 0 SF: 0 WP: 0 PA: 0 2B: 0 SAC: 0 FB: 0 3B: 0 DP: 0 SB: 0 HR: 0 HBP: 0 CS: 0</p>																								
Inning Stats																																			
PITCHER	IP	WLS	BF	H	R	ER	SO	BB	IBB	HBP	BLK	WP	HR	S	P	ERA	WHIP	PITCHER	IP	WLS	BF	H	R	ER	SO	BB	IBB	HBP	BLK	WP	HR	S	P	ERA	WHIP



Batter	1	2	3	4	5	6	7	8	9	AB	R	H	RBI	BB	SO	LOB	TOP					
7 José Reyes, S OBP: 0.328, SLG: 0.345 25 Chin-Lung Hu, R OBP: 0.370, SLG: 0.375										4	0	2	0	0	0	1						
16 Angel Pagán, S OBP: 0.333, SLG: 0.500 97 Jesús Feliciano, L OBP: 0.167, SLG: 0.167										4	0	0	1	0	0	3						
5 David Wright, R OBP: 0.362, SLG: 0.633 28 Daniel Murphy, L OBP: 0.333, SLG: 0.422										4	1	2	3	0	2	1						
15 Carlos Beltrán, S OBP: 0.333, SLG: 0.333 12 Scott Hairston, R OBP: 0.397, SLG: 0.614										3	0	1	0	0	0	1						
21 Lucas Duda, L OBP: 0.329, SLG: 0.394 22 Willie Harris, L OBP: 0.409, SLG: 0.537										3	0	0	0	0	2	2						
29 Ike Davis, L OBP: 0.395, SLG: 0.528 98 Jonathan Malo, R OBP: 0.500, SLG: 0.500										3	1	2	0	1	0	0						
4 Brad Emaus, R OBP: 0.414, SLG: 0.449										4	1	2	1	1	1	1						
30 Josh Thole, L OBP: 0.424, SLG: 0.618										5	1	2	0	0	0	2						
38 Chris Capuano, L 27 Pedro Beato, R 77 D.J. Carrasco, R 23 Blaine Boyer, R 40 Tim Byrdak, L 31 Lou Piniella, S 33 Taylor Buchholz, R 39 Bobby Parnell, R Francisco Rodriguez, R										3	0	0	0	0	0	0						
<b>Inning Stats</b>	R: 0 E: 0 K: 1 S: 7	H: 2 LOB: 2 P: 8	R: 4 E: 1 K: 0 S: 7	H: 4 LOB: 1 BB: 1 P: 13	R: 0 E: 0 K: 1 S: 6	H: 1 LOB: 0 BB: 0 P: 6	R: 0 E: 0 K: 2 S: 5	H: 0 LOB: 0 BB: 0 P: 7	R: 0 E: 0 K: 1 S: 5	H: 0 LOB: 0 BB: 0 P: 5	R: 0 E: 0 K: 1 S: 5	H: 0 LOB: 0 BB: 0 P: 7	R: 4 E: 0 K: 1 S: 12	H: 7 LOB: 3 BB: 0 P: 13	R: 0 E: 0 K: 1 S: 6	H: 1 LOB: 1 BB: 0 P: 6	R: 0 E: 0 K: 1 S: 5	H: 0 LOB: 1 BB: 1 P: 9	1B: 10 2B: 4 3B: 0 HR: 1	SF: 0 SAC: 0 DP: 0 HBP: 0	WP: 0 PB: 0 SB: 1 CS: 1	PA: 44
<b>PITCHER</b>	IP WLS BF H R ER SO BB IBB HBP BLK WP HR S P ERA WHIP	27 Jordan Zimmermann, R ERA: 3.91	3.0 L 17 7 4 4 2 1 1 0 0 0 0 0 0 20 27 12.00 2.667	55 Brian Broderick, R ERA: 2.3	4.1 1.0 3 0 0 0 2 0 0 0 0 0 0 0 5 5 0.00 0.000	36 Tyler Clippard, R ERA: 7.84	5.1 1.0 3 0 0 0 2 0 0 0 0 0 0 0 7 7 0.00 0.000	45 Doug Slaten, L ERA: 2.13	6.1 1.0 3 0 0 0 1 0 0 0 0 0 0 0 5 5 0.00 0.000	22 Drew Storen, R ERA: 11.52	7.1 0.2 9 7 4 4 1 0 0 0 0 0 0 1 11 12 54.00 10.500	<b>PITCHER</b>	IP WLS BF H R ER SO BB IBB HBP BLK WP HR S P ERA WHIP	60 Todd Coffey, R ERA: 6.75	7.1 1.1 5 1 0 0 1 0 0 0 0 0 0 0 7 7 0.00 0.750	17 Sean Burnett, L ERA:	9.1 1.0 4 0 0 0 1 1 0 0 0 0 0 0 5 9 0.00 1.000					

**New York Mets @ Washington Nationals**  
Space Coast Stadium, Viera, FL  
Tue Mar 29 2011, 12:06 PM - 3:24 PM EDT  
Att.: 4,303 - Sunny - 82 F

AB	42
R	8
H	15
RBI	8
BB	2
SO	9
LOB	16



Batter	1	2	3	4	5	6	7	8	9	AB	R	H	RBI	BB	SO	LOB	BOTTOM					
6 Ian Desmond, R OBP: 0.364, SLG: 0.435 60 Todd Coffey, R										4	0	0	0	0	0	5						
72 Jeff Frazier, R OBP: 0.450, SLG: 0.889										1	0	0	0	0	0	1						
28 Jayson Werth, R OBP: 0.377, SLG: 0.367 43 Rick Ankiel, L OBP: 0.282, SLG: 0.439										2	0	0	0	1	1	0						
11 Ryan Zimmerman, R OBP: 0.316, SLG: 0.471 19 Brian Bixler, R OBP: 0.449, SLG: 0.605										2	0	0	0	1	1	1						
38 Michael Morse, R OBP: 0.421, SLG: 0.818 3 Wilson Ramos, R OBP: 0.392, SLG: 0.479										3	0	1	0	0	1	1						
25 Adam LaRoche, L OBP: 0.490, SLG: 0.548 45 Doug Slaten, L 22 Drew Storen, S 13 Alex Cora, L OBP: 0.413, SLG: 0.390										1	1	1	1	2	0	0						
15 Jermey Hairston, R OBP: 0.246, SLG: 0.308 Chris McConnell, R										4	0	2	1	0	0	2						
8 Danny Espinosa, S OBP: 0.353, SLG: 0.435										3	0	1	0	0	0	2						
7 Ivan Rodríguez, R OBP: 0.333, SLG: 0.306 17 Sean Burnett, L										4	0	1	0	0	0	6						
27 Jordan Zimmermann, R 55 Brian Broderick, R 24 Matt Stairs, L 36 Tyler Clippard, R 20 Laynce Nix, L										1	0	0	0	0	0	3						
<b>Inning Stats</b>	R: 0 E: 0 K: 1 S: 5	H: 0 LOB: 1 P: 9	R: 0 E: 0 K: 0 S: 5	H: 2 LOB: 3 BB: 1 P: 9	R: 0 E: 0 K: 2 S: 7	H: 0 LOB: 0 BB: 0 P: 7	R: 1 E: 0 K: 0 S: 7	H: 2 LOB: 1 BB: 1 P: 12	R: 1 E: 0 K: 0 S: 4	H: 1 LOB: 3 BB: 2 P: 14	R: 0 E: 0 K: 2 S: 7	H: 0 LOB: 0 BB: 0 P: 7	R: 0 E: 0 K: 0 S: 4	H: 1 LOB: 2 BB: 1 P: 8	R: 0 E: 0 K: 0 S: 3	H: 1 LOB: 0 BB: 0 P: 3	R: 0 E: 0 K: 1 S: 6	H: 1 LOB: 2 BB: 1 P: 10	1B: 7 2B: 0 3B: 0 HR: 1	SF: 0 SAC: 0 DP: 1 HBP: 1	WP: 0 PB: 0 SB: 1 CS: 0	PA: 42
<b>PITCHER</b>	IP WLS BF H R ER SO BB IBB HBP BLK WP HR S P ERA WHIP	38 Chris Capuano, L ERA: 1.93	3.0 W 13 2 1 1 0 1 0 0 0 0 0 1 7 12 9.00 3.000	27 Pedro Beato, R ERA: 3.55	4.1 1.0 6 2 1 1 0 2 0 0 0 0 0 0 3 13 13.50 4.500	77 D.J. Carrasco, R ERA: 5.51	5.1 1.0 3 0 0 0 1 0 0 0 0 0 0 0 5 5 0.00 0.000	23 Blaine Boyer, R ERA: 0.82	6.1 0.1 1 0 0 0 1 0 0 0 0 0 0 0 3 3 0.00 0.000	<b>PITCHER</b>	IP WLS BF H R ER SO BB IBB HBP BLK WP HR S P ERA WHIP	33 Taylor Buchholz, R ERA:	7.1 1.0 5 1 0 0 0 1 0 0 0 0 0 0 4 8 0.00 2.000	39 Bobby Parnell, R ERA: 4.09	8.1 1.0 3 1 0 0 0 0 0 0 0 0 0 0 3 3 0.00 1.000	Francisco Rodriguez, R ERA:	9.1 1.0 5 1 0 0 1 1 0 0 0 0 0 0 6 10 0.00 2.000					

**New York Mets @ Washington Nationals**  
Space Coast Stadium, Viera, FL  
Tue Mar 29 2011, 12:06 PM - 3:24 PM EDT  
Att.: 4,303 - Sunny - 82 F

AB	34
R	2
H	8
RBI	2
BB	7
SO	6
LOB	26





Batter	1	2	3	4	5	6	7	8	9	AB	R	H	RBI	BB	SO	LOB	TOP										
14 Martín Prado, R (1.7)										4	0	0	0	0	0	0	<p>Atlanta Braves @ Washington Nationals</p> <p>Nationals Park, Washington, DC</p> <p>Thu Mar 31 2011, 1:12 PM - 3:43 PM EDT</p> <p>Att: 39,055 - Overcast - 41 F</p>										
13 Nate McLouth, L (1.8)										4	0	0	0	0	1	0											
10 Chipper Jones, S (1.5) OBP: 0.500, SLG: 0.750										4	1	2	0	0	0	0											
16 Brian McCann, L (1.2) OBP: 0.500, SLG: 0.500										4	0	2	1	0	0	1											
26 Dan Uggla, R (1.4)										4	0	0	0	0	2	2											
22 Jason Heyward, L (1.9) OBP: 0.997, SLG: 2.000										2	1	1	1	1	1	0											
2 Alex Gonzalez, R (1.6)										3	0	0	0	0	1	2											
5 Freddie Freeman, L (1.3)										3	0	0	0	0	0	2											
32 Derek Lowe, R (1.1)										2	0	0	0	0	0	0											
34 Eric O'Flaherty, L (6.1)										0	0	0	0	0	0	0											
58 Peter Moylan, R (7.1)										0	0	0	0	0	0	0											
20 Eric Hinske, L (8.9H)										1	0	0	0	0	0	0											
39 Jonny Venters, L (8.1)										0	0	0	0	0	0	0											
46 Craig Kimbrel, R (9.1)										0	0	0	0	0	0	0											
<b>Inning Stats</b>	R: 1 E: 0 K: 0 S: 11	H: 2 LOB: 1 BB: 0 P: 18	R: 1 E: 0 K: 0 S: 8	H: 1 LOB: 0 BB: 0 P: 11	R: 0 E: 0 K: 1 S: 9	H: 0 LOB: 0 BB: 0 P: 14	R: 0 E: 0 K: 2 S: 8	H: 0 LOB: 0 BB: 0 P: 14	R: 0 E: 0 K: 0 S: 5	H: 1 LOB: 2 BB: 1 P: 16	R: 0 E: 0 K: 0 S: 5	H: 0 LOB: 0 BB: 0 P: 9	R: 0 E: 0 K: 1 S: 11	H: 1 LOB: 0 BB: 0 P: 15	1B: 3 2B: 1 3B: 0 HR: 1	SF: 0 SAC: 0 DP: 1 HBP: 0	WP: 0 PB: 0 SB: 0 CS: 0	PA: 32									
<b>PITCHER</b>	IP	WLS	BF	H	R	ER	SO	BB	IBB	HBP	BLK	WP	HR	S	P	ERA	WHIP										
61 Livan Hernandez, R (1.1) ERA: 2.84	6.1	L	23	4	2	2	3	0	0	0	0	0	1	51	77	2.84	0.632										
45 Doug Slaten, L (7.1) ERA:	0.0		1	0	0	0	0	1	0	0	0	0	0	2	6	∞	∞										
36 Tyler Clippard, R (7.1) ERA:	0.2		2	0	0	0	1	0	0	0	0	0	0	5	8	0.00	0.000										
60 Todd Coffey, R (8.1) ERA:	1.0		3	0	0	0	0	0	0	0	0	0	0	5	9	0.00	0.000										
17 Sean Burnett, L (9.1) ERA:	1.0		3	1	0	0	1	0	0	0	0	0	0	11	15	0.00	1.000										

AB	31
R	2
H	5
RBI	2
BB	1
SO	5
LOB	7



Batter	1	2	3	4	5	6	7	8	9	AB	R	H	RBI	BB	SO	LOB	BOTTOM										
6 Ian Desmond, R (1.6)										4	0	0	0	0	2	0	<p>Atlanta Braves @ Washington Nationals</p> <p>Nationals Park, Washington, DC</p> <p>Thu Mar 31 2011, 1:12 PM - 3:43 PM EDT</p> <p>Att: 39,055 - Overcast - 41 F</p>										
28 Jayson Werth, R (1.9) OBP: 0.250, SLG: 0.250										4	0	1	0	0	1	0											
11 Ryan Zimmerman, R (1.5) OBP: 0.500, SLG: 0.333										3	0	1	0	1	1	0											
25 Adam LaRoche, L (1.3) OBP: 0.250, SLG: 0.250										4	0	1	0	0	0	2											
38 Michael Morse, R (1.7)										4	0	0	0	0	2	4											
43 Rick Ankiel, L (1.8)										3	0	0	0	1	1	0											
8 Danny Espinosa, S (1.4) OBP: 0.667, SLG: 1.000										3	0	2	0	0	0	0											
7 Ivan Rodriguez, R (1.2)										3	0	0	0	0	0	2											
61 Livan Hernandez, R (1.1)										2	0	0	0	0	1	1											
45 Doug Slaten, L (7.1)										0	0	0	0	0	0	0											
36 Tyler Clippard, R (7.1)										0	0	0	0	0	0	0											
15 Jerry Hairston, R (7.9H)										0	0	0	0	0	0	0											
19 Laynce Nix, L (7.9H)										1	0	0	0	0	0	1											
60 Todd Coffey, R (8.1)										0	0	0	0	0	0	0											
17 Sean Burnett, L (9.1)										0	0	0	0	0	0	0											
<b>Inning Stats</b>	R: 0 E: 0 K: 1 S: 13	H: 2 LOB: 2 BB: 0 P: 21	R: 0 E: 0 K: 0 S: 9	H: 1 LOB: 1 BB: 0 P: 15	R: 0 E: 0 K: 3 S: 10	H: 0 LOB: 0 BB: 0 P: 17	R: 0 E: 0 K: 1 S: 9	H: 0 LOB: 1 BB: 1 P: 20	R: 0 E: 0 K: 1 S: 11	H: 0 LOB: 0 BB: 0 P: 17	R: 0 E: 0 K: 0 S: 12	H: 1 LOB: 2 BB: 1 P: 22	R: 0 E: 0 K: 1 S: 9	H: 1 LOB: 1 BB: 0 P: 14	R: 0 E: 0 K: 0 S: 4	H: 0 LOB: 0 BB: 0 P: 7	R: 0 E: 0 K: 2 S: 11	H: 0 LOB: 0 BB: 0 P: 18	1B: 4 2B: 1 3B: 0 HR: 0	SF: 0 SAC: 0 DP: 0 HBP: 0	WP: 0 PB: 0 SB: 0 CS: 1	PA: 34					
<b>PITCHER</b>	IP	WLS	BF	H	R	ER	SO	BB	IBB	HBP	BLK	WP	HR	S	P	ERA	WHIP										
32 Derek Lowe, R (1.1) ERA:	5.2	W	21	3	0	0	0	2	0	0	0	0	0	59	105	0.00	0.882										
34 Eric O'Flaherty, L (6.1) ERA:	1.0	H	5	2	0	0	0	0	0	0	0	0	0	11	17	0.00	2.000										
58 Peter Moylan, R (7.1) ERA:	0.1	H	1	0	0	0	1	0	0	0	0	0	0	3	4	0.00	0.000										
39 Jonny Venters, L (8.1) ERA:	1.0	H	3	0	0	0	0	0	0	0	0	0	0	4	7	0.00	0.000										
46 Craig Kimbrel, R (9.1) ERA:	1.0	S	3	0	0	0	2	0	0	0	0	0	0	11	18	0.00	0.000										

AB	31
R	0
H	5
RBI	0
BB	2
SO	9
LOB	10





Batter	1	2	3	4	5	6	7	8	9	AB	R	H	RBI	BB	SO	LOB	TOP					
14 Martin Prado, R (1.7)	G4-3		L4	F8		F7			G1-3	5	0	0	0	0	0	4	<b>Atlanta Braves @ Washington Nationals</b> Nationals Park, Washington, DC Sat Apr 02 2011, 1:37 PM - 5:28 PM EDT Att: 21,941 - Cloudy - 43 F					
13 Nate McLouth, L (1.8)	K		10 WP 1B		K		10 G4-6-3 1B		G6-3	4	1	1	0	0	2	0						
10 Chipper Jones, S (1.5)	1B		26 FC5-4 1B		G5-3		G4-6-3		L1	5	0	2	1	0	0	1						
16 Brian McCann, L (1.2)	F7		K		F7		1B			4	0	1	0	0	1	2						
26 Dan Uggla, R (1.4)		F8	FC5-4			HR			F7	4	1	1	1	0	0	2						
22 Jason Heyward, L (1.9)		5 G4-3 2B		G3		P5			F9	3	0	0	0	1	0	0						
2 Alex Gonzalez, R (1.6)		5 G4-3 1B		48 SH2-4 5B		5B			HR	3	1	3	1	1	0	0						
5 Freddie Freeman, L (1.3)		G4-3		48 SH2-4 1B					K	4	0	2	0	0	1	2						
48 Tommy Hanson, R (1.1)		G4-3		2 SAFE SH2-4					G3	1	0	0	0	0	0	2						
50 Cristhian Martinez, R (4.1)										0	0	0	0	0	0	0						
7 Brooks Conrad, S (6.0)										0	0	0	0	0	1	2						
19 Scott Linebrink, R (6.1)										0	0	0	0	0	0	0						
52 George Sherrill, L (7.1)										0	0	0	0	0	0	0						
20 Eric Hinske, L (8.0)										0	0	0	0	0	0	0						
58 Peter Moylan, R (8.1)										0	0	0	0	0	0	0						
34 Eric O'Flaherty, L (8.1)										0	0	0	0	0	0	0						
<b>Inning Stats</b>	R: 0 E: 0 K: 1 S: 8	H: 1 LOB: 1 BB: 0 P: 13	R: 0 E: 0 K: 0 S: 6	H: 1 LOB: 2 BB: 1 P: 15	R: 1 E: 0 K: 1 S: 9	H: 1 LOB: 1 BB: 0 P: 15	R: 0 E: 0 K: 0 S: 9	H: 2 LOB: 2 BB: 0 P: 14	R: 0 E: 0 K: 1 S: 6	H: 0 LOB: 0 BB: 0 P: 11	R: 1 E: 0 K: 1 S: 11	H: 2 LOB: 2 BB: 1 P: 22	R: 0 E: 0 K: 0 S: 12	H: 2 LOB: 1 BB: 0 P: 17	R: 1 E: 0 K: 1 S: 8	H: 1 LOB: 2 BB: 0 P: 10	R: 0 E: 0 K: 0 S: 14	H: 0 LOB: 0 BB: 0 P: 21	1B: 7 2B: 1 3B: 0 HR: 2	SF: 0 SAC: 1 DP: 1 HBP: 1	WP: 1 PB: 0 SB: 0 CS: 0	PA: 39
<b>PITCHER</b>	IP WLS BF	H R ER	SO BB IBB HBP BLK	WP HR S P	ERA WHIP	<b>17 Sean Burnett, L</b> (8.1)					IP WLS BF	H R ER	SO BB IBB HBP BLK	WP HR S P	ERA WHIP							
31 John Lannan, L (1.1)	5.0	W	22	5	1	1	3	1	0	1	0	38	68	1.80	1.200							
57 Chad Gaudin, R (6.1)	0.1	H	3	1	1	1	0	1	0	0	1	5	12	27.00	6.000							
45 Doug Slaten, L (6.1)	0.0		1	1	0	0	0	0	0	0	1	1	1	∞	∞							
36 Tyler Clippard, R (6.1)	1.2	H	6	2	0	0	1	0	0	0	17	26	0.00	1.200								
22 Drew Storen, R (8.1)	0.2	H	3	1	1	1	1	0	0	0	1	7	9	13.50	1.500							

AB 35  
R 3  
H 10  
RBI 3  
BB 2  
SO 5  
LOB 15



Batter	1	2	3	4	5	6	7	8	9	AB	R	H	RBI	BB	SO	LOB	BOTTOM			
6 Ian Desmond, R (1.6)	G6-3	FC5		G5-3		F8		FC5-4		5	1	0	0	0	0	5	<b>Atlanta Braves @ Washington Nationals</b> Nationals Park, Washington, DC Sat Apr 02 2011, 1:37 PM - 5:28 PM EDT Att: 21,941 - Cloudy - 43 F			
28 Jayson Werth, R (1.9)	11 F9 2B		25 F9 38 SF9	11 BB		P4		11 BB		4	1	3	0	1	0	1				
11 Ryan Zimmerman, R (1.5)	F9		43 HR					43 SH1-3		3	2	2	1	1	0	1				
25 Adam LaRoche, L (1.3)	G1-3		F9	G4-3		G4-3		F7		5	0	0	0	0	0	9				
38 Michael Morse, R (1.7)		43 G3-1 8 SF8		SF9		F9		43 SH1-3		1	1	0	1	1	0	0				
22 Drew Storen, S (8.1)										0	0	0	0	0	0	0				
17 Sean Burnett, L (8.1)										0	0	0	0	0	0	0				
43 Rick Ankiel, L (1.8)		1 SAFE G3-1		1 SAFE HR		L9		SH1-3		3	1	1	3	0	0	1				
8 Danny Espinosa, S (1.4)		SF8		K		G4-3		K		3	0	0	1	0	2	1				
3 Wilson Ramos, R (1.2)		6 FC5 31 BB		28 1B 31 SH2-4				K		4	0	3	0	0	1	0				
31 John Lannan, L (1.1)										0	0	0	0	1	0	0				
57 Chad Gaudin, R (6.1)										0	0	0	0	0	0	0				
45 Doug Slaten, L (6.1)										0	0	0	0	0	0	0				
36 Tyler Clippard, R (6.1)										0	0	0	0	0	0	0				
19 Laynce Nix, L (6.7)										2	0	1	0	0	1	1				
15 Jerry Hairston, R (7.0)										0	0	0	0	1	0	0				
<b>Inning Stats</b>	R: 0 E: 0 K: 0 S: 11	H: 1 LOB: 1 BB: 0 P: 17	R: 1 E: 1 K: 0 S: 10	H: 1 LOB: 2 BB: 2 P: 24	R: 3 E: 0 K: 1 S: 10	H: 2 LOB: 0 BB: 0 P: 19	R: 0 E: 0 K: 0 S: 11	H: 2 LOB: 3 BB: 1 P: 17	R: 0 E: 0 K: 0 S: 7	H: 0 LOB: 0 BB: 0 P: 9	R: 0 E: 0 K: 1 S: 10	H: 1 LOB: 1 BB: 0 P: 16	R: 1 E: 0 K: 1 S: 11	H: 1 LOB: 1 BB: 1 P: 21	R: 1 E: 0 K: 1 S: 13	H: 2 LOB: 2 BB: 1 P: 22	1B: 6 2B: 2 3B: 1 HR: 1	SF: 2 SAC: 2 DP: 0 HBP: 1	WP: 0 PB: 0 SB: 0 CS: 0	PA: 40
<b>PITCHER</b>	IP WLS BF	H R ER	SO BB IBB HBP BLK	WP HR S P	ERA WHIP	<b>34 Eric O'Flaherty, L</b> (8.1)					IP WLS BF	H R ER	SO BB IBB HBP BLK	WP HR S P	ERA WHIP					
48 Tommy Hanson, R (1.1)	3.2	L	19	5	4	3	1	2	0	1	0	36	66	7.36	1.909					
50 Cristhian Martinez, R (4.1)	1.1		6	1	0	0	0	1	0	0	13	20	0.00	1.500						
19 Scott Linebrink, R (6.1)	1.0		5	2	1	1	1	0	0	0	13	21	9.00	2.000						
52 George Sherrill, L (7.1)	1.0		4	0	0	0	1	0	1	0	8	16	0.00	0.000						
58 Peter Moylan, R (8.1)	0.2		5	2	1	1	1	1	0	0	12	21	13.50	4.500						

AB 30  
R 6  
H 10  
RBI 6  
BB 5  
SO 4  
LOB 19









Batter	1	2	3	4	5	6	7	8	9	10	AB	R	H	RBI	BB	SO	LOB	TOP				
15 Jerry Hairston, R (1.4, 7.7)	G5-3	K		P3		FC6-4		BB			4	0	0	0	1	1	4	<p>Washington Nationals @ Florida Marlins</p> <p>Sun Life Stadium, Miami, FL</p> <p>Tue Apr 05 2011, 7:10 PM - 10:40 PM EDT</p> <p>Att. 10,482 - Partly Cloudy - 74 F</p>				
28 Jayson Werth, R OBP: 0.412, SLG: 0.533	K	K			G6-3	G6-3		BB			5	0	1	0	0	2	2					
11 Ryan Zimmerman, R (1.5, 4.6)	BB		HR		BB		BB		P4		2	2	1	1	3	0	0					
25 Adam LaRoche, L OBP: 0.235, SLG: 0.168	BB		G4-3		K		BB		F8		4	0	1	0	1	1						
38 Michael Morse, R 36 Tyler Clippard, R 12 Matt Shairs, L 22 Drew Storen, S 6 Ian Desmond, R 17 Sean Burnett, L	1B		K2-3		K		K		G3-1		4	0	1	1	0	3	3					
43 Rick Ankiel, L OBP: 0.267, SLG: 0.333	F8		BB				BB				3	0	0	0	2	2	2					
3 Wilson Ramos, R OBP: 0.500, SLG: 0.500			G1-3								5	0	2	0	0	1	4					
13 Alex Cora, L OBP: 0.333, SLG: 0.200											5	0	1	0	0	1	1					
21 Jason Marquis, L OBP: 0.500, SLG: 0.500											2	0	1	0	0	0	0					
8 Danny Espinosa, S OBP: 0.364, SLG: 0.600	SH5-4										1	0	0	0	0	0	0					
<b>Inning Stats</b>	R: 1 E: 0 K: 1 S: 11	H: 2 LOB: 2 BB: 1 P: 21	R: 0 E: 0 K: 2 S: 14	H: 2 LOB: 2 BB: 0 P: 21	R: 1 E: 0 K: 1 S: 13	H: 1 LOB: 1 BB: 1 P: 7	R: 0 E: 0 K: 0 S: 7	H: 0 LOB: 0 BB: 0 P: 7	R: 0 E: 0 K: 2 S: 7	H: 0 LOB: 3 BB: 1 P: 15	R: 0 E: 0 K: 1 S: 13	H: 2 LOB: 2 BB: 0 P: 19	R: 0 E: 0 K: 1 S: 7	H: 0 LOB: 3 BB: 1 P: 16	R: 0 E: 0 K: 2 S: 10	H: 0 LOB: 0 BB: 0 P: 15	R: 0 E: 0 K: 2 S: 10	H: 0 LOB: 0 BB: 0 P: 15	1B: 6 2B: 1 3B: 0 HR: 1	SF: 0 SAC: 1 DP: 0 HBP: 0	WP: 0 PB: 0 SB: 1 CS: 0	PA: 44
<b>PITCHER</b>	IP WLS BF H R ER SO BB IBB HBP BLK WP HR S P ERA WHIP	19 Anibal Sánchez, R ERA: 3.18	58 Ryan Webb, R ERA: 19.2	40 Mike Dunn, L ERA:	32 Clay Hensley, R ERA:	46 Juan Carlos Oviedo, R ERA: 3.0	<b>PITCHER</b>	IP WLS BF H R ER SO BB IBB HBP BLK WP HR S P ERA WHIP	34 Edward Mujica, R ERA:													

AB	36
R	2
H	8
RBI	2
BB	7
SO	11
LOB	17



Batter	1	2	3	4	5	6	7	8	9	10	AB	R	H	RBI	BB	SO	LOB	BOTTOM				
8 Chris Coghlan, L OBP: 0.250, SLG: 0.176	SH5-3		G4-3		F8		P4		G4-3		5	0	1	0	0	0	2	<p>Washington Nationals @ Florida Marlins</p> <p>Sun Life Stadium, Miami, FL</p> <p>Tue Apr 05 2011, 7:10 PM - 10:40 PM EDT</p> <p>Att. 10,482 - Partly Cloudy - 74 F</p>				
13 Omar Infante, R OBP: 0.278, SLG: 0.200	SH5-3		E5		G5-3						3	1	0	0	1	0	1					
2 Hanley Ramirez, R OBP: 0.211, SLG: 0.222			FC6-4				F7		G3		4	0	0	0	1	1	3					
15 Gaby Sanchez, R OBP: 0.474, SLG: 0.667	F7				L5				K		5	0	2	0	0	1	2					
20 Logan Morrison, L OBP: 0.474, SLG: 0.766			HR				2B				4	1	2	1	1	1	4					
14 John Buck, R OBP: 0.222, SLG: 0.500			G6-3		P6						5	0	0	0	0	1	7					
22 Donnie Murphy, R OBP: 0.308, SLG: 0.333			F7		G6-3						5	1	2	1	0	0	1					
1 Emilio Bonifacio, S OBP: 0.455, SLG: 0.545			G4-3				SH2-4		G6-3		3	0	1	0	0	0	0					
19 Anibal Sánchez, R 8 Ryan Webb, R 40 Mike Dunn, L 32 Clay Hensley, R 46 Juan Carlos Oviedo, R 27 Garopolo Stanton, R 33 Scott Cousins, L 34 Edward Mujica, R			G6-3				SH3-6-4				1	0	0	0	0	0	0					
<b>Inning Stats</b>	R: 0 E: 0 K: 1 S: 10	H: 1 LOB: 1 BB: 0 P: 15	R: 1 E: 0 K: 0 S: 9	H: 1 LOB: 0 BB: 0 P: 14	R: 0 E: 1 K: 0 S: 7	H: 0 LOB: 1 BB: 0 P: 7	R: 0 E: 0 K: 0 S: 8	H: 1 LOB: 1 BB: 0 P: 12	R: 0 E: 0 K: 0 S: 9	H: 1 LOB: 1 BB: 0 P: 14	R: 1 E: 0 K: 0 S: 8	H: 1 LOB: 0 BB: 0 P: 12	R: 0 E: 0 K: 1 S: 9	H: 0 LOB: 2 BB: 2 P: 23	R: 0 E: 0 K: 0 S: 12	H: 0 LOB: 1 BB: 1 P: 18	R: 1 E: 1 K: 1 S: 14		H: 2 LOB: 3 BB: 1 P: 25	1B: 3 2B: 4 3B: 0 HR: 1	SF: 1 SAC: 3 DP: 0 HBP: 0	WP: 1 PB: 0 SB: 0 CS: 0
<b>PITCHER</b>	IP WLS BF H R ER SO BB IBB HBP BLK WP HR S P ERA WHIP	21 Jason Marquis, R ERA: 2.84	36 Tyler Clippard, R ERA:	22 Drew Storen, R ERA: 3.38	17 Sean Burnett, L ERA:	<b>PITCHER</b>	IP WLS BF H R ER SO BB IBB HBP BLK WP HR S P ERA WHIP															

AB	35
R	3
H	8
RBI	3
BB	4
SO	4
LOB	20









Batter	1	2	3	4	5	6	7	8	9	10	11	AB R H RBI BB SO LOB	TOP										
6 Ian Desmond, R OBP: 0.261, SLG: 0.348	(1, 6) C FF 94 2-2 B SL 84 F SL 85 B SL 86 F SL 87 F SL 88 F SL 89 X SL 90			(1) B SL 84 3-3 F SL 85 B SL 86 F SL 87 F SL 88 F SL 89 X SL 90		(1) B SL 85 1-2 F SL 86 F SL 87 X SL 88				(2) B SL 89 2-1 F SL 90 X SL 91		5 1 2 0 0 1 2											
28 Jayson Werth, R OBP: 0.407, SLG: 0.545	(1, 9) B FF 96 2-3 B SL 84 F SL 85 F SL 86 F SL 87 F SL 88 F SL 89 X SL 90					(1) B SL 82 1-1 F SL 83 F SL 84 F SL 85 X SL 86					(1) B SL 87 3-2 F SL 88 F SL 89 F SL 90 X SL 91	4 1 1 1 1 1 1											
11 Ryan Zimmerman, R OBP: 0.481, SLG: 0.579	(1, 5) B CU 78 2-0 B SL 89 X SL 90			(2) B FF 94 1-0 X SL 93		(2) SAFE C FF 93 X SL 93					(2) B FF 89 1-0 X SL 84	5 1 2 1 0 0 2											
25 Adam LaRoche, L OBP: 0.231, SLG: 0.292		(3) C FF 92 2-2 B CU 80 B FF 93 S CH 87 X FF 95		(3) C FF 94 3-3 B SL 84 F SL 85 B SL 86 F SL 87 F SL 88 F SL 89 X SL 90		(3) B SL 92 1-2 C FF 92 C CH 87 X FF 93					(3) C FF 90 0-1 X FS 81	5 1 1 2 0 1 1											
3 Wilson Ramos, R OBP: 0.400, SLG: 0.357	(1, 2) B FF 94 1-3 B FF 95 F SL 96 C FF 94				(2) B SI 94 2-2 B SI 93 B SL 87 B SL 88 X FF 94						(2) B SI 93 2-2 C CH 85 B SL 84 B CH 87	4 1 0 0 1 1 0											
43 Rick Ankiel, L OBP: 0.304, SLG: 0.316	(1, 8) B FF 96 2-3 S CH 88 B SL 91 C FF 95			(3) B SI 93 2-0 B SI 93 S CH 88 X FF 93		(3) X SL 85 0-0					(3) C SI 94 0-1 X CH 87	4 0 1 0 0 1 0											
8 Danny Espinosa, S OBP: 0.316, SLG: 0.444			(1) X CU 78 0-0		(1) B FF 94 3-2 B CH 85 B FF 94 F SL 94 F SL 94 X FF 94							4 0 1 1 0 0 2											
19 Laynce Nix, L OBP: 0.143, SLG: 0.143	(1, 7) C FF 93 1-3 C CH 87 C FF 95			(2) F SI 93 1-2 S CH 85 B SL 87 X FF 93		(2) B SI 84 2-2 B SI 84 S CH 87 F SL 86 F SL 86 X FF 94					(2) X SL 79 0-0	2 0 0 0 0 1 1											
15 Jerry Hairston, R (7, PH)	(7, 7) C FF 93 1-3 C CH 87 C FF 95			(2) F SI 93 1-2 S CH 85 B SL 87 X FF 93		(2) B SI 84 2-2 B SI 84 S CH 87 F SL 86 F SL 86 X FF 94					(2) X SL 79 0-0	1 0 0 0 0 0 1											
31 John Lannan, L 36 Tyler Clippard, R 38 Michael Morse, R 22 Drew Storen, S 12 Matt Stairs, L 60 Todd Coffey, R 17 Sean Burnett, L	(1, 1) B SI 94 2-2 B SI 94 B FF 96 C FF 94 X SL 90			(3) F SI 94 0-2 F SI 94 F FF 94 X SL 90							(3) C SI 86 4-1 B CH 81 B CH 81 B CH 80 B SI 88	2 0 0 0 0 0 1 0 0 0 0 0 0 0 1 0 0 0 0 0 0 0 0 0 0 0 0 0 0 0 0 0 0 1 0 0 0 0 0 0 0 0 0 0 0 0 0 0 0 0 0 0											
<b>Inning Stats</b>	R: 0 E: 0 K: 1 S: 10	H: 0 LOB: 0 BB: 0 P: 16	R: 0 E: 0 K: 2 S: 9	H: 0 LOB: 0 BB: 0 P: 10	R: 0 E: 0 K: 1 S: 10	H: 0 LOB: 0 BB: 0 P: 13	R: 1 E: 0 K: 2 S: 10	H: 1 LOB: 0 BB: 0 P: 17	R: 1 E: 1 K: 0 S: 13	H: 1 LOB: 1 BB: 0 P: 21	R: 0 E: 0 K: 0 S: 7	H: 1 LOB: 1 BB: 0 P: 13	R: 0 E: 0 K: 0 S: 8	H: 0 LOB: 0 BB: 0 P: 13	R: 0 E: 0 K: 0 S: 7	H: 1 LOB: 1 BB: 1 P: 15	R: 2 E: 0 K: 0 S: 9	H: 2 LOB: 0 BB: 0 P: 13	1B: 6 2B: 0 3B: 0 HR: 2	SF: 0 SAC: 2 DP: 2 HBP: 0	WP: 0 PB: 0 SB: 2 CS: 1	PA: 42	
<b>PITCHER</b>	IP ERA WLS BF H R ER SO BB IBB HBP BLK WP HR S P ERA WHIP	IP ERA WLS BF H R ER SO BB IBB HBP BLK WP HR S P ERA WHIP	IP ERA WLS BF H R ER SO BB IBB HBP BLK WP HR S P ERA WHIP	IP ERA WLS BF H R ER SO BB IBB HBP BLK WP HR S P ERA WHIP	IP ERA WLS BF H R ER SO BB IBB HBP BLK WP HR S P ERA WHIP	IP ERA WLS BF H R ER SO BB IBB HBP BLK WP HR S P ERA WHIP	IP ERA WLS BF H R ER SO BB IBB HBP BLK WP HR S P ERA WHIP	IP ERA WLS BF H R ER SO BB IBB HBP BLK WP HR S P ERA WHIP	IP ERA WLS BF H R ER SO BB IBB HBP BLK WP HR S P ERA WHIP	IP ERA WLS BF H R ER SO BB IBB HBP BLK WP HR S P ERA WHIP	IP ERA WLS BF H R ER SO BB IBB HBP BLK WP HR S P ERA WHIP	IP ERA WLS BF H R ER SO BB IBB HBP BLK WP HR S P ERA WHIP	IP ERA WLS BF H R ER SO BB IBB HBP BLK WP HR S P ERA WHIP	IP ERA WLS BF H R ER SO BB IBB HBP BLK WP HR S P ERA WHIP	IP ERA WLS BF H R ER SO BB IBB HBP BLK WP HR S P ERA WHIP	IP ERA WLS BF H R ER SO BB IBB HBP BLK WP HR S P ERA WHIP	IP ERA WLS BF H R ER SO BB IBB HBP BLK WP HR S P ERA WHIP	IP ERA WLS BF H R ER SO BB IBB HBP BLK WP HR S P ERA WHIP	IP ERA WLS BF H R ER SO BB IBB HBP BLK WP HR S P ERA WHIP	IP ERA WLS BF H R ER SO BB IBB HBP BLK WP HR S P ERA WHIP	IP ERA WLS BF H R ER SO BB IBB HBP BLK WP HR S P ERA WHIP	IP ERA WLS BF H R ER SO BB IBB HBP BLK WP HR S P ERA WHIP	IP ERA WLS BF H R ER SO BB IBB HBP BLK WP HR S P ERA WHIP

Washington Nationals @ Florida Marlins  
Sun Life Stadium, Miami, FL  
Thu Apr 07 2011, 7:12 PM - 10:35 PM EDT  
Att: 10,696 - Clear - 81 F

livebaseballscorecards.com

AB 37  
R 5  
H 8  
RBI 5  
BB 3  
SO 6  
LOB 11



Batter	1	2	3	4	5	6	7	8	9	10	11	AB R H RBI BB SO LOB	BOTTOM											
8 Chris Coghlan, L OBP: 0.333, SLG: 0.385	(1, 8) B FF 89 4-1 B SI 90 B SI 89 B SI 89			(3) B FF 88 1-0 X SL 89		(3) C FF 93 0-3 S FF 93					(3) X FF 93 0-0	4 1 0 0 1 1 3												
13 Omar Infante, R OBP: 0.296, SLG: 0.208	(1, 4) B FF 89 1-1 C CH 84 X SL 89			(3) C SL 83 0-1 X SL 82		(1) B CH 83 3-2 B SI 89 B SI 88 B SI 88 X SL 89					(1) C SL 84 0-1 X SL 82	5 1 1 0 0 0 2												
2 Hanley Ramirez, R OBP: 0.310, SLG: 0.346	(1, 6) C SI 90 0-1 X SL 90			(1) B SI 88 1-1 C SI 87 X SL 81		(2) B FF 89 1-1 C SI 87 X FF 89					(2) B SL 85 3-3 B SL 84 C SL 83 S SL 83 X SL 85	5 0 2 1 0 1 0												
15 Gaby Sanchez, R OBP: 0.414, SLG: 0.520	(1, 3) F CH 86 2-2 B SI 89 D SL 84 X CH 85			(2) C SI 88 2-2 B SI 89 C SI 89 F SI 89 X SL 89		(2) B SI 86 2-2 B SI 86 C SI 89 F SI 90 X FF 90					(3) C SI 91 0-1 X SL 81	5 0 1 1 0 1 2												
20 Logan Morrison, L OBP: 0.448, SLG: 0.571	(1, 7) S SL 81 0-3 S SL 82			(3) C FF 91 2-2 B FF 91 F SI 90 X SL 81		(3) S SL 80 1-3 B SI 87 B SI 79 X SL 81					(3) C SI 91 2-2 B SL 90 X SL 92	5 0 1 0 0 2 2												
14 John Buck, R OBP: 0.296, SLG: 0.556	(1, 2) C FF 90 0-1 X CH 84			(3) S SL 80 0-1 SAFE X SI 89							(3) S SI 92 0-3 S CH 86	5 1 2 0 0 1 1												
18 Wes Helms, R OBP: 0.375, SLG: 0.429	(1, 5) B FF 90 4-1 B SI 90 B CH 85 B SI 90			(3) C SI 88 0-1 X CH 84		(3) S SI 80 1-3 B SI 87 B SI 79 X SL 81					(3) B SI 92 1-0 X SI 91	4 0 2 0 1 1 2												
1 Emilio Bonifacio, S OBP: 0.300, SLG: 0.350	(1, 9) B FF 89 1-3 B SI 90 F CH 84 C FF 88			(3) B FF 88 1-1 X SI 88		(1) F FF 91 1-2 B FF 93 F SI 94					(3) C SI 91 1-2 F CH 85 B SL 77 X CH 84	5 0 0 1 0 2 3												
55 Josh Johnson, L 29 Greg Dobbs, L 40 Mike Dunn, L 58 Ryan Webb, R 27 Giancarlo Stanton, R 32 Clay Hensley, R 34 Edward Mujica, R	(1, 1) B SI 88 0-0			(2) C SI 88 1-3 C SI 88 C SI 88		(2) C CH 79 0-3 C FF 93 F SI 94					(2) C SI 92 1-3 C SI 93	2 0 0 0 0 0 1 1 0 0 0 0 0 1 0 0 0 0 0 0 0 0 0 0 0 0 0 0 1 0 0 0 0 1 0 0 0 0 0 0 0 0 0 0 0 0 0 0 0												
<b>Inning Stats</b>	R: 2 E: 0 K: 1 S: 13	H: 2 LOB: 1 BB: 1 P: 20	R: 0 E: 1 K: 1 S: 12	H: 0 LOB: 2 BB: 1 P: 18	R: 0 E: 0 K: 0 S: 14	H: 2 LOB: 2 BB: 0 P: 19	R: 0 E: 0 K: 1 S: 6	H: 0 LOB: 0 BB: 0 P: 9	R: 0 E: 1 K: 1 S: 11	H: 1 LOB: 1 BB: 0 P: 18	R: 1 E: 0 K: 2 S: 14	H: 2 LOB: 1 BB: 0 P: 17	R: 0 E: 0 K: 1 S: 8	H: 1 LOB: 0 BB: 0 P: 10	R: 0 E: 0 K: 1 S: 7	H: 0 LOB: 0 BB: 0 P: 10	R: 0 E: 0 K: 1 S: 7	H: 0 LOB: 0 BB: 0 P: 10	R: 0 E: 0 K: 1 S: 11	H: 1 LOB: 1 BB: 0 P: 15	1B: 7 2B: 2 3B: 0 HR: 0	SF: 0 SAC: 0 DP: 0 HBP: 0	WP: 0 PB: 0 SB: 0 CS: 1	PA: 45
<b>PITCHER</b>	IP ERA WLS BF H R ER SO BB IBB HBP BLK WP HR S P ERA WHIP	IP ERA WLS BF H R ER SO BB IBB HBP BLK WP HR S P ERA WHIP	IP ERA WLS BF H R ER SO BB IBB HBP BLK WP HR S P ERA WHIP	IP ERA WLS BF H R ER SO BB IBB HBP BLK WP HR S P ERA WHIP	IP ERA WLS BF H R ER SO BB IBB HBP BLK WP HR S P ERA WHIP	IP ERA WLS BF H R ER SO BB IBB HBP BLK WP HR S P ERA WHIP	IP ERA WLS BF H R ER SO BB IBB HBP BLK WP HR S P ERA WHIP	IP ERA WLS BF H R ER SO BB IBB HBP BLK WP HR S P ERA WHIP	IP ERA WLS BF H R ER SO BB IBB HBP BLK WP HR S P ERA WHIP	IP ERA WLS BF H R ER SO BB IBB HBP BLK WP HR S P ERA WHIP	IP ERA WLS BF H R ER SO BB IBB HBP BLK WP HR S P ERA WHIP	IP ERA WLS BF H R ER SO BB IBB HBP BLK WP HR S P ERA WHIP	IP ERA WLS BF H R ER SO BB IBB HBP BLK WP HR S P ERA WHIP	IP ERA WLS BF H R ER SO BB IBB HBP BLK WP HR S P ERA WHIP	IP ERA WLS BF H R ER SO BB IBB HBP BLK WP HR S P ERA WHIP	IP ERA WLS BF H R ER SO BB IBB HBP BLK WP HR S P ERA WHIP	IP ERA WLS BF H R ER SO BB IBB HBP BLK WP HR S P ERA WHIP	IP ERA WLS BF H R ER SO BB IBB HBP BLK WP HR S P ERA WHIP	IP ERA WLS BF H R ER SO BB IBB HBP BLK WP HR S P ERA WHIP	IP ERA WLS BF H R ER SO BB IBB HBP BLK WP HR S P ERA WHIP	IP ERA WLS BF H R ER SO BB IBB HBP BLK WP HR S P ERA WHIP	IP ERA WLS BF H R ER SO BB IBB HBP BLK WP HR S P ERA WHIP	IP ERA WLS BF H R ER SO BB IBB HBP BLK WP HR S P ERA WHIP	IP ERA WLS BF H R ER SO BB IBB HBP BLK WP HR S P ERA WHIP

Washington Nationals @ Florida Marlins  
Sun Life Stadium, Miami, FL  
Thu Apr 07 2011, 7:12 PM - 10:35 PM EDT  
Att: 10,696 - Clear - 81 F

livebaseballscorecards.com

AB 42  
R 3  
H 9  
RBI 3  
BB 2  
SO 12  
LOB 17





Batter	1	2	3	4	5	6	7	8	9	AB	R	H	RBI	BB	SO	LOB	TOP					
6 Ian Desmond, R OBP: 0.214, SLG: 0.286	F7		K		K		F8	G6-3		5	0	0	1	0	2	2	<b>Washington Nationals @ New York Mets</b> Citi Field, Flushing, NY Fri Apr 08 2011, 4:11 PM - 7:24 PM EDT Att: 41,075 - Cloudy - 42 F					
28 Jayson Werth, R OBP: 0.375, SLG: 0.481	P4		G5-3		25 1B 38 BB 11 1B		F8	K		5	1	1	0	0	1	3						
11 Ryan Zimmerman, R OBP: 0.500, SLG: 0.565	K		25 BB		38 BB 25 1B		G5-3			4	0	2	0	1	1	0						
25 Adam LaRoche, L OBP: 0.258, SLG: 0.286	F7		1-2 BB		38 BB		K	FC4-6 19 F8-6-3		4	0	1	0	1	1	1						
38 Michael Morse, R OBP: 0.208, SLG: 0.100	F8		BB		43 G6-3		8 BB 7 1B 43 BB	F8-6-3		2	0	0	1	2	0	2						
19 Laynce Nix, L OBP: 0.125, SLG: 0.125										1	1	0	0	0	0	1						
43 Rick Ankiel, L OBP: 0.370, SLG: 0.391	7 BB 8 BB 27 1B				8 E 7 FC4-2		8 BB 7 1B			4	2	3	0	0	0	3						
8 Danny Espinosa, S OBP: 0.391, SLG: 0.421	7 BB 27 1B				7 G4-6-3		7 1B 6 G6-3			1	2	0	0	3	0	1						
7 Ivan Rodriguez, R OBP: 0.143, SLG: 0.077	27 1B				FC4-2		6 G6-3 12 BB			3	0	1	2	1	0	2						
27 Jordan Zimmermann, R OBP: 0.200, SLG: 0.200	1-2 2-3				3-H		6 G6-3			3	0	1	2	0	1	1						
45 Doug Slaten, L	1-3 2-H									0	0	0	0	0	0	0						
57 Chad Gaudin, R										0	0	0	0	0	0	0						
36 Tyler Clippard, R										0	0	0	0	0	0	0						
12 Matt Stairs, L										0	0	0	0	0	0	0						
22 Drew Storen, S										0	0	0	0	0	0	0						
60 Todd Coffey, R										0	0	0	0	0	0	0						
<b>Inning Stats</b>	R: 0 E: 0 K: 1 S: 9	H: 0 LOB: 0 BB: 0 P: 14	R: 2 E: 0 K: 0 S: 9	H: 2 LOB: 2 BB: 2 P: 18	R: 0 E: 0 K: 1 S: 10	H: 0 LOB: 2 BB: 2 P: 23	R: 0 E: 0 K: 0 S: 10	H: 1 LOB: 1 BB: 0 P: 14	R: 1 E: 0 K: 1 S: 15	H: 3 LOB: 2 BB: 1 P: 28	R: 0 E: 0 K: 1 S: 5	H: 0 LOB: 0 BB: 1 P: 9	R: 0 E: 0 K: 0 S: 7	H: 0 LOB: 0 BB: 0 P: 12	R: 3 E: 0 K: 2 S: 18	H: 2 LOB: 3 BB: 3 P: 34	R: 0 E: 0 K: 0 S: 7	H: 1 LOB: 0 BB: 0 P: 11	1B: 9 2B: 1 3B: 0 HR: 0	SF: 0 SAC: 0 DP: 3 HBP: 0	WP: 0 PB: 0 CS: 0	PA: 41
<b>PITCHER</b>	IP WLS BF H R ER SO BB IBB HBP BLK WP HR S P ERA WHIP																					
43 R.A. Dickey, R ERA: 2.45	5.0 L 24 6 3 3 3 5 0 0 0 0 0 0 0 53 97 5.40 2.200																					
77 D.J. Carrasco, R ERA: 1.5	2.0 6 0 0 0 1 1 0 0 0 0 0 0 12 21 0.00 0.500																					
40 Tim Lincecum, L ERA: 10.8	0.1 3 1 2 2 1 1 0 0 0 0 0 0 9 15 54.00 6.000																					
39 Bobby Parnell, R ERA: 3.38	0.2 5 1 1 1 1 2 0 0 0 0 0 0 9 19 13.50 4.500																					
23 Blaine Boyer, R ERA: 7.71	1.0 3 1 0 0 0 0 0 0 0 0 0 0 7 11 0.00 1.000																					
<b>Batter</b>	<b>1</b>	<b>2</b>	<b>3</b>	<b>4</b>	<b>5</b>	<b>6</b>	<b>7</b>	<b>8</b>	<b>9</b>	<b>AB</b>	<b>R</b>	<b>H</b>	<b>RBI</b>	<b>BB</b>	<b>SO</b>	<b>LOB</b>	<b>BOTTOM</b>					
7 José Reyes, S OBP: 0.303, SLG: 0.364	16 WP		F7		F9		K			4	0	1	0	0	1	4	<b>Washington Nationals @ New York Mets</b> Citi Field, Flushing, NY Fri Apr 08 2011, 4:11 PM - 7:24 PM EDT Att: 41,075 - Cloudy - 42 F					
16 Ángel Pagán, S OBP: 0.344, SLG: 0.308	K		F8		P6		G1-3			4	0	0	0	0	1	5						
5 David Wright, R OBP: 0.375, SLG: 0.533	L8		15 G6-3 29 SF7		29 PB		G6-3			4	1	1	0	0	0	1						
15 Carlos Beltrán, S OBP: 0.292, SLG: 0.296	L9		G6-3		29 PB		F8			4	0	1	0	0	0	2						
29 Ike Davis, L OBP: 0.367, SLG: 0.538	K		SF7		K		F7			3	0	0	1	0	2	1						
22 Willie Harris, L OBP: 0.381, SLG: 0.579	K		F7		K		P5			2	0	0	0	0	1	0						
12 Scott Hairston, R OBP: 0.182, SLG: 0.100	K									2	0	0	0	0	1	1						
4 Brad Emaus, R OBP: 0.304, SLG: 0.200	K									3	0	0	0	1	1	0						
30 Josh Thole, L OBP: 0.455, SLG: 0.421	F9		21 2B		25 SH3-4 30 BB		G4-3			3	1	2	0	1	0	0						
43 R.A. Dickey, R ERA: 2.45										1	0	1	0	0	0	0						
21 Lucas Lichtenberg, L ERA: 3.16										1	0	1	0	0	0	0						
77 D.J. Carrasco, R										0	0	0	0	0	0	0						
25 Chin-Lung Hsu, R OBP: 0.200, SLG: 0.200										0	0	0	0	0	0	0						
40 Tim Lincecum, L										0	0	0	0	0	0	0						
39 Bobby Parnell, R										0	0	0	0	0	0	0						
23 Blaine Boyer, R										0	0	0	0	0	0	0						
28 Daniel Murphy, L OBP: 0.275, SLG: 0.320										1	0	0	0	0	0	1						
<b>Inning Stats</b>	R: 0 E: 0 K: 1 S: 13	H: 1 LOB: 1 BB: 0 P: 17	R: 0 E: 0 K: 3 S: 9	H: 0 LOB: 0 BB: 0 P: 17	R: 0 E: 0 K: 0 S: 14	H: 1 LOB: 1 BB: 0 P: 20	R: 1 E: 0 K: 0 S: 12	H: 1 LOB: 0 BB: 0 P: 16	R: 1 E: 0 K: 0 S: 15	H: 2 LOB: 1 BB: 0 P: 21	R: 0 E: 0 K: 2 S: 11	H: 1 LOB: 1 BB: 0 P: 18	R: 0 E: 0 K: 1 S: 11	H: 0 LOB: 2 BB: 2 P: 21	R: 0 E: 0 K: 0 S: 9	H: 0 LOB: 0 BB: 0 P: 10	R: 0 E: 0 K: 0 S: 8	H: 1 LOB: 1 BB: 0 P: 12	1B: 4 2B: 3 3B: 0 HR: 0	SF: 1 SAC: 1 DP: 0 HBP: 0	WP: 1 PB: 1 CS: 0	PA: 36
<b>PITCHER</b>	IP WLS BF H R ER SO BB IBB HBP BLK WP HR S P ERA WHIP																					
27 Jordan Zimmermann, R ERA: 3.16	5.1 W 22 6 2 2 4 0 0 0 0 0 0 0 3 6 0.00 0.000																					
45 Doug Slaten, L	0.1 H 1 0 0 0 1 0 0 0 0 0 0 0 3 6 0.00 0.000																					
57 Chad Gaudin, R ERA: 10.8	0.2 H 4 0 0 0 1 2 0 0 0 0 0 0 7 16 0.00 3.000																					
36 Tyler Clippard, R	0.2 H 2 0 0 0 1 0 0 0 0 0 0 0 7 9 0.00 0.000																					
22 Drew Storen, R ERA: 1.59	1.0 3 0 0 0 0 0 0 0 0 0 0 0 9 10 0.00 0.000																					
<b>PITCHER</b>	IP WLS BF H R ER SO BB IBB HBP BLK WP HR S P ERA WHIP																					
60 Todd Coffey, R ERA: 6.23	1.0 4 1 0 0 0 0 0 0 0 0 0 0 9 12 0.00 1.000																					



Batter	1	2	3	4	5	6	7	8	9	AB	R	H	RBI	BB	SO	LOB	TOP			
6 Ian Desmond, R OBP: 0.242, SLG: 0.375	G1-3		K		HR		G4-3		BB	4	1	1	1	1	1	0	<b>Washington Nationals @ New York Mets</b> Citi Field, Flushing, NY Sat Apr 09 2011, 7:12 PM - 10:31 PM EDT Att: 31,696 - Partly Cloudy - 47 F			
28 Jayson Werth, R OBP: 0.351, SLG: 0.419	K		BB		K		F8		G6-4-3	4	0	0	0	1	2	2				
11 Ryan Zimmerman, R OBP: 0.486, SLG: 0.536	G5-3		1B		1B		G4-1		K	5	0	2	0	0	1	1				
38 Michael Morse, R OBP: 0.250, SLG: 0.130	K		HBP		F8		BB		1B	3	0	1	0	0	1	1				
3 Wilson Ramos, R OBP: 0.474, SLG: 0.471	BB		K		2B		BB		BB	3	1	2	0	1	1	3				
43 Rick Ankiel, L OBP: 0.355, SLG: 0.370	BB		P6		G4-3		K		K	4	1	1	0	0	1	7				
8 Danny Espinosa, S OBP: 0.370, SLG: 0.522	HR		K		K		K		K	4	1	1	3	0	3	2				
15 Jerry Hairston, R OBP: 0.316, SLG: 0.378	P4		K		F9		G4-3			3	0	0	0	0	1	0				
12 Matt Stairs, L OBP: 0.324, SLG: 0.267	G4-3		G5-3		G1-3				BB	1	0	0	0	0	0	2				
32 Tom Gorzelanny, R ERA: 4.44	G4-3									3	0	0	0	0	0	0				
55 Brian Broderick, R ERA: 23.14										0	0	0	0	0	0	0				
45 Doug Slaten, L ERA: 23.14										0	0	0	0	0	0	0				
13 Alex Cora, L OBP: 0.375, SLG: 0.167										0	0	0	0	1	0	0				
<b>Inning Stats</b>	R: 0 H: 0 E: 0 K: 1 S: 8	H: 0 LOB: 0 BB: 0 P: 12	R: 3 H: 3 E: 0 K: 1 S: 15	H: 3 LOB: 0 BB: 0 P: 18	R: 0 H: 1 E: 0 K: 2 S: 15	H: 1 LOB: 3 BB: 1 P: 24	R: 0 H: 0 E: 0 K: 2 S: 11	H: 0 LOB: 0 BB: 0 P: 16	R: 1 H: 3 E: 0 K: 1 S: 13	H: 3 LOB: 2 BB: 0 P: 17	R: 0 H: 0 E: 0 K: 0 S: 9	H: 0 LOB: 0 BB: 0 P: 10	R: 0 H: 0 E: 0 K: 2 S: 18	H: 1 LOB: 2 BB: 1 P: 31	R: 0 H: 0 E: 0 K: 1 S: 10	H: 0 LOB: 1 BB: 2 P: 22	1B: 5 2B: 1 3B: 0 HR: 2	SF: 0 SAC: 0 DP: 1 HBP: 1	WP: 0 PB: 0 CS: 0	PA: 39
<b>PITCHER</b>	IP WLS BF H R ER SO BB IBB HBP BLK WP HR S P ERA WHIP	IP WLS BF H R ER SO BB IBB HBP BLK WP HR S P ERA WHIP	IP WLS BF H R ER SO BB IBB HBP BLK WP HR S P ERA WHIP	IP WLS BF H R ER SO BB IBB HBP BLK WP HR S P ERA WHIP	IP WLS BF H R ER SO BB IBB HBP BLK WP HR S P ERA WHIP	IP WLS BF H R ER SO BB IBB HBP BLK WP HR S P ERA WHIP	IP WLS BF H R ER SO BB IBB HBP BLK WP HR S P ERA WHIP	IP WLS BF H R ER SO BB IBB HBP BLK WP HR S P ERA WHIP	IP WLS BF H R ER SO BB IBB HBP BLK WP HR S P ERA WHIP	IP WLS BF H R ER SO BB IBB HBP BLK WP HR S P ERA WHIP	IP WLS BF H R ER SO BB IBB HBP BLK WP HR S P ERA WHIP	IP WLS BF H R ER SO BB IBB HBP BLK WP HR S P ERA WHIP	IP WLS BF H R ER SO BB IBB HBP BLK WP HR S P ERA WHIP	IP WLS BF H R ER SO BB IBB HBP BLK WP HR S P ERA WHIP	IP WLS BF H R ER SO BB IBB HBP BLK WP HR S P ERA WHIP	IP WLS BF H R ER SO BB IBB HBP BLK WP HR S P ERA WHIP	IP WLS BF H R ER SO BB IBB HBP BLK WP HR S P ERA WHIP			

AB	34
R	4
H	8
RBI	4
BB	4
SO	11
LOB	18



Batter	1	2	3	4	5	6	7	8	9	AB	R	H	RBI	BB	SO	LOB	BOTTOM			
7 José Reyes, S OBP: 0.316, SLG: 0.378	BB		L9		F7		F7		2B	4	1	1	2	1	0	1	<b>Washington Nationals @ New York Mets</b> Citi Field, Flushing, NY Sat Apr 09 2011, 7:12 PM - 10:31 PM EDT Att: 31,696 - Partly Cloudy - 47 F			
16 Ángel Pagán, S OBP: 0.324, SLG: 0.267	P2		L6		P4		BB		F8	4	0	0	0	1	0	4				
5 David Wright, R OBP: 0.361, SLG: 0.485	K		K		K		G6-3			3	1	0	0	1	2	2				
15 Carlos Beltrán, S OBP: 0.321, SLG: 0.560	HR		HR		HR		F9			4	3	2	3	0	0	2				
12 Scott Hairston, R OBP: 0.200, SLG: 0.077	F7		K		K		HBP		HBP	3	1	0	0	0	2	2				
29 Ike Davis, L OBP: 0.412, SLG: 0.621	K		K		HBP		BB		1B	3	1	2	2	0	1	0				
25 Chin-Lung Hu, R OBP: 0.500, SLG: 1.000	K		K		HBP		BB		1B	2	0	0	0	0	2	1				
28 Daniel Murphy, L OBP: 0.333, SLG: 0.364	K		K		K		BB		1B	1	0	1	1	0	0	0				
4 Brad Emaus, R OBP: 0.333, SLG: 0.200	K		K		K		BB		HBP	0	1	0	0	0	0	0				
13 Mike Nickeas, R OBP: 0.125, SLG: 0.125	P5		K		P6		BB		FC6	3	0	1	0	0	0	0				
30 Josh Thole, L OBP: 0.435, SLG: 0.400	P5		K		P6		BB		FC6	1	0	0	0	0	0	3				
38 Chris Capuano, L OBP: 0.500, SLG: 1.000	K		K		K		K		K	2	0	1	0	0	1	0				
21 Lucas Duda, L OBP: 0.250, SLG: 0.214	K		K		K		K		K	1	0	0	0	0	1	2				
33 Taylor Buchholz, R ERA: 23.14										0	0	0	0	0	0	0				
39 Bobby Parnell, R ERA: 23.14										0	0	0	0	0	0	0				
75 Francisco Rodríguez, R ERA: 2.7										1	0	0	0	0	1	3				
<b>Inning Stats</b>	R: 2 H: 1 E: 0 K: 1 S: 17	H: 1 LOB: 0 BB: 1 P: 28	R: 0 H: 0 E: 0 K: 2 S: 10	H: 0 LOB: 0 BB: 0 P: 16	R: 0 H: 0 E: 0 K: 1 S: 8	H: 0 LOB: 0 BB: 0 P: 10	R: 1 H: 1 E: 0 K: 3 S: 14	H: 1 LOB: 1 BB: 0 P: 21	R: 0 H: 1 E: 0 K: 0 S: 5	H: 1 LOB: 1 BB: 0 P: 9	R: 3 H: 3 E: 1 K: 2 S: 15	H: 3 LOB: 2 BB: 1 P: 27	R: 0 H: 0 E: 0 K: 0 S: 9	H: 0 LOB: 1 BB: 1 P: 20	R: 2 H: 2 E: 0 K: 1 S: 18	H: 2 LOB: 2 BB: 0 P: 28	1B: 3 2B: 3 3B: 1 HR: 2	SF: 0 SAC: 0 DP: 1 HBP: 3	WP: 0 PB: 0 CS: 1	PA: 38
<b>PITCHER</b>	IP WLS BF H R ER SO BB IBB HBP BLK WP HR S P ERA WHIP	IP WLS BF H R ER SO BB IBB HBP BLK WP HR S P ERA WHIP	IP WLS BF H R ER SO BB IBB HBP BLK WP HR S P ERA WHIP	IP WLS BF H R ER SO BB IBB HBP BLK WP HR S P ERA WHIP	IP WLS BF H R ER SO BB IBB HBP BLK WP HR S P ERA WHIP	IP WLS BF H R ER SO BB IBB HBP BLK WP HR S P ERA WHIP	IP WLS BF H R ER SO BB IBB HBP BLK WP HR S P ERA WHIP	IP WLS BF H R ER SO BB IBB HBP BLK WP HR S P ERA WHIP	IP WLS BF H R ER SO BB IBB HBP BLK WP HR S P ERA WHIP	IP WLS BF H R ER SO BB IBB HBP BLK WP HR S P ERA WHIP	IP WLS BF H R ER SO BB IBB HBP BLK WP HR S P ERA WHIP	IP WLS BF H R ER SO BB IBB HBP BLK WP HR S P ERA WHIP	IP WLS BF H R ER SO BB IBB HBP BLK WP HR S P ERA WHIP	IP WLS BF H R ER SO BB IBB HBP BLK WP HR S P ERA WHIP	IP WLS BF H R ER SO BB IBB HBP BLK WP HR S P ERA WHIP	IP WLS BF H R ER SO BB IBB HBP BLK WP HR S P ERA WHIP	IP WLS BF H R ER SO BB IBB HBP BLK WP HR S P ERA WHIP			

AB	32
R	8
H	8
RBI	8
BB	3
SO	10
LOB	20






Batter	1	2	3	4	5	6	7	8	9	10	11	AB	R	H	RBI	BB	SO	LOB	TOP			
6 Ian Desmond, R OBP: 0.256, SLG: 0.395	(1, 6) P6		(2, 2) P3			(1, 3) K		(1, 1) G4-3		(2, 1) F9	(1, 2) 2B	6	0	2	1	0	1	0				
43 Rick Ankiel, L OBP: 0.297, SLG: 0.303	(1, 8) F7		(1, 2) P4			(2, 0) L9		(2, 2) G4-3		(3, 2) G4-3	(0, 0) F7	6	0	0	1	0	0	2				
28 Jayson Werth, R OBP: 0.333, SLG: 0.371	(1, 9) P3		(1, 2) P2			(2, 1) P2		(2, 2) BB		(1, 2) G6-3		4	0	0	0	1	0	0				
25 Adam LaRoche, L OBP: 0.306, SLG: 0.290		(4, 2) BB																				
3 Wilson Ramos, R OBP: 0.474, SLG: 0.471																						
38 Michael Morse, R 36 Tyler Clippard, R 22 Drew Storen, S 27 Jordan Zimmermann, R (PH) 17 Sean Burnett, L	(1, 7) G4-3	(1, 0) 1B																				
8 Danny Espinosa, S OBP: 0.406, SLG: 0.480	(1, 3) K																					
7 Ivan Rodriguez, R OBP: 0.222, SLG: 0.235	(1, 2) G4-3																					
13 Alex Cora, L OBP: 0.300, SLG: 0.125																						
19 Laynce Nix, L OBP: 0.182, SLG: 0.455	(8, PH) P4																					
21 Jason Marquis, L 57 Chad Gaudin, R 12 Matt Stairs, L 15 Jerry Hairston, R	(1, 1) K																					
<b>Inning Stats</b>	R: 0 E: 0 K: 0 S: 9	H: 0 LOB: 0 BB: 0 P: 15	R: 1 E: 0 K: 1 S: 13	H: 1 LOB: 1 BB: 1 P: 21	R: 0 E: 0 K: 1 S: 15	H: 0 LOB: 0 BB: 0 P: 19	R: 0 E: 0 K: 0 S: 7	H: 0 LOB: 0 BB: 0 P: 11	R: 0 E: 0 K: 2 S: 9	H: 0 LOB: 0 BB: 0 P: 13	R: 2 E: 0 K: 1 S: 17	H: 2 LOB: 3 BB: 3 P: 35	R: 0 E: 0 K: 1 S: 7	H: 0 LOB: 1 BB: 0 P: 13	R: 0 E: 0 K: 0 S: 9	H: 0 LOB: 0 BB: 0 P: 15	R: 4 E: 0 K: 0 S: 17	H: 4 LOB: 1 BB: 0 P: 22	1B: 4 2B: 2 3B: 0 HR: 1	SF: 0 SAC: 2 DP: 0 HBP: 1	WP: 0 PB: 0 SB: 3 CS: 0	PA: 47
<b>PITCHER</b>	IP: 7.0 WLS: 24 BF: 24 H: 1 R: 1 ER: 1 SO: 5 BB: 2 IBB: 0 HBP: 0 BLK: 0 WP: 0 HR: 0 S: 72 ERA: 1.29 WHIP: 0.429																					
55 Chris Young, R ERA: 1.46	(1, 1) IP: 7.0																					
77 D.J. Carrasco, R ERA: 4.76	(8, 1) 0.2																					
33 Taylor Buchholz, R ERA: 1.59	(8, 1) 0.2																					
40 Tim Lincecum, L ERA: 9.82	(9, 1) 0.1																					
75 Francisco Rodriguez, R ERA: 2.45	(9, 1) 0.1																					

Washington Nationals @ New York Mets  
Citi Field, Flushing, NY  
Sun Apr 10 2011, 1:12 PM - 5:04 PM EDT  
Att: 35,157 - Cloudy - 54 F

livebaseballscores.com

AB 38  
R 7  
H 7  
RBI 7  
BB 6  
SO 7  
LOB 16



Batter	1	2	3	4	5	6	7	8	9	10	11	AB	R	H	RBI	BB	SO	LOB	BOTTOM							
7 José Reyes, S OBP: 0.349, SLG: 0.405	(1, 6) 5 1B											5	1	3	0	0	0	0								
22 Willie Harris, L OBP: 0.346, SLG: 0.500	(1, 7) K											5	1	1	0	0	4	3								
5 David Wright, R OBP: 0.366, SLG: 0.459	(1, 5) 29 1B											4	1	1	1	1	1	1								
29 Ike Davis, L OBP: 0.436, SLG: 0.606	(1, 3) 21 1B											4	0	2	1	1	2	0								
16 Ángel Pagán, S OBP: 0.310, SLG: 0.257	(1, 8) 1B											5	0	1	1	0	1	4								
21 Lucas Duda, L OBP: 0.250, SLG: 0.176	(1, 9) F8											3	0	0	0	1	1	2								
12 Scott Hairston, R OBP: 0.188, SLG: 0.071	(11, PH) 23											1	0	0	0	0	1	0								
4 Brad Emaus, R OBP: 0.296, SLG: 0.174	(1, 4) G4-3											3	0	0	0	0	2	3								
28 Daniel Murphy, L OBP: 0.296, SLG: 0.308	(9, PH) 10, 4											2	0	0	0	0	0	0								
30 Josh Thole, L OBP: 0.357, SLG: 0.320	(1, 2) F8											5	0	0	0	0	2	1								
55 Chris Young, R 77 D.J. Carrasco, R 33 Taylor Buchholz, R 40 Tim Lincecum, L 75 Francisco Rodriguez, R 15 Carlos Beltrán, S 23 Blaine Boyer, R	(1, 1) K											3	0	0	0	0	3	1								
<b>Inning Stats</b>	R: 2 E: 0 K: 1 S: 13	H: 4 LOB: 2 BB: 0 P: 23	R: 0 E: 0 K: 2 S: 13	H: 1 LOB: 1 BB: 0 P: 21	R: 0 E: 0 K: 2 S: 7	H: 0 LOB: 0 BB: 0 P: 13	R: 0 E: 0 K: 1 S: 11	H: 0 LOB: 0 BB: 0 P: 18	R: 1 E: 0 K: 1 S: 9	H: 2 LOB: 2 BB: 1 P: 18	R: 0 E: 0 K: 2 S: 8	H: 0 LOB: 1 BB: 0 P: 16	R: 0 E: 0 K: 2 S: 9	H: 0 LOB: 0 BB: 0 P: 14	R: 0 E: 0 K: 2 S: 11	H: 0 LOB: 0 BB: 0 P: 16	R: 0 E: 0 K: 1 S: 8	H: 1 LOB: 1 BB: 0 P: 16	R: 0 E: 0 K: 2 S: 8	H: 1 LOB: 2 BB: 0 P: 16	R: 0 E: 0 K: 2 S: 12	H: 0 LOB: 0 BB: 0 P: 15	1B: 8 2B: 0 3B: 0 HR: 0	SF: 0 SAC: 0 DP: 0 HBP: 0	WP: 0 PB: 1 SB: 1 CS: 0	PA: 44
<b>PITCHER</b>	IP: 6.0 WLS: 3 BF: 27 H: 7 R: 3 ER: 3 SO: 9 BB: 2 IBB: 0 HBP: 0 BLK: 0 WP: 0 HR: 0 S: 61 ERA: 4.50 WHIP: 1.500																									
21 Jason Marquis, R ERA: 3.65	(1, 1) IP: 6.0																									
57 Chad Gaudin, R ERA: 8.31	(7, 1) 1.0																									
36 Tyler Clippard, R ERA: 8.31	(8, 1) 2.0																									
22 Drew Storen, R ERA: 1.35	(10, 1) 1.0																									
17 Sean Burnett, L ERA: 1.35	(11, 1) 1.0																									

Washington Nationals @ New York Mets  
Citi Field, Flushing, NY  
Sun Apr 10 2011, 1:12 PM - 5:04 PM EDT  
Att: 35,157 - Cloudy - 54 F

livebaseballscores.com

AB 41  
R 3  
H 8  
RBI 3  
BB 3  
SO 17  
LOB 15









Batter	1	2	3	4	5	6	7	8	9	AB	R	H	RBI	BB	SO	LOB	TOP								
8 Shane Victorino, S OBP: 0.391, SLG: 0.545										3	0	1	0	1	0	2	Philadelphia Phillies @ Washington Nationals Nationals Park, Washington, DC Wed Apr 13 2011, 7:10 PM - 9:40 PM EDT Att: 16,914 - Cloudy - 56 F								
27 Placido Polanco, R OBP: 0.420, SLG: 0.457										3	0	2	1	1	0	2									
11 Jimmy Rollins, S OBP: 0.380, SLG: 0.391										4	1	1	0	0	0	3									
6 Ryan Howard, L OBP: 0.388, SLG: 0.643										3	0	0	1	0	1	2									
10 Ben Francisco, R OBP: 0.354, SLG: 0.465										4	0	0	1	0	0	3									
29 Raul Ibanez, L OBP: 0.313, SLG: 0.349										4	0	0	0	0	3	0									
51 Carlos Ruiz, R OBP: 0.405, SLG: 0.485										3	0	1	0	1	0	0									
21 Wilson Valdez, R OBP: 0.389, SLG: 0.441										3	1	1	0	1	0	1									
34 Roy Halladay, R OBP: 0.167, SLG: 0.167										3	1	0	0	0	1	2									
<b>Inning Stats</b>	R: 0 E: 0 K: 1 S: 9	H: 2 LOB: 1 BB: 0 P: 19	R: 0 E: 0 K: 1 S: 7	H: 0 LOB: 0 BB: 0 P: 11	R: 0 E: 0 K: 0 S: 9	H: 1 LOB: 1 BB: 1 P: 15	R: 1 E: 2 K: 0 S: 5	H: 0 LOB: 0 BB: 0 P: 10	R: 2 E: 0 K: 0 S: 17	H: 3 LOB: 3 BB: 1 P: 29	R: 0 E: 0 K: 1 S: 8	H: 0 LOB: 0 BB: 1 P: 16	R: 0 E: 0 K: 1 S: 9	H: 0 LOB: 1 BB: 1 P: 21	R: 0 E: 0 K: 0 S: 5	H: 0 LOB: 0 BB: 0 P: 10	R: 0 E: 0 K: 0 S: 5	H: 0 LOB: 0 BB: 0 P: 10	1B: 5 2B: 1 3B: 0 HR: 0	SF: 0 SAC: 1 DP: 3 HBP: 1	WP: 0 PB: 0 SB: 0 CS: 0	PA: 36			
<b>PITCHER</b>	IP WLS BF H R ER SO BB IBB HBP BLK WP HR S P ERA WHIP	IP WLS BF H R ER SO BB IBB HBP BLK WP HR S P ERA WHIP	IP WLS BF H R ER SO BB IBB HBP BLK WP HR S P ERA WHIP	IP WLS BF H R ER SO BB IBB HBP BLK WP HR S P ERA WHIP	IP WLS BF H R ER SO BB IBB HBP BLK WP HR S P ERA WHIP	IP WLS BF H R ER SO BB IBB HBP BLK WP HR S P ERA WHIP	IP WLS BF H R ER SO BB IBB HBP BLK WP HR S P ERA WHIP	IP WLS BF H R ER SO BB IBB HBP BLK WP HR S P ERA WHIP	IP WLS BF H R ER SO BB IBB HBP BLK WP HR S P ERA WHIP	IP WLS BF H R ER SO BB IBB HBP BLK WP HR S P ERA WHIP	IP WLS BF H R ER SO BB IBB HBP BLK WP HR S P ERA WHIP	IP WLS BF H R ER SO BB IBB HBP BLK WP HR S P ERA WHIP	IP WLS BF H R ER SO BB IBB HBP BLK WP HR S P ERA WHIP	IP WLS BF H R ER SO BB IBB HBP BLK WP HR S P ERA WHIP	IP WLS BF H R ER SO BB IBB HBP BLK WP HR S P ERA WHIP	IP WLS BF H R ER SO BB IBB HBP BLK WP HR S P ERA WHIP	IP WLS BF H R ER SO BB IBB HBP BLK WP HR S P ERA WHIP	IP WLS BF H R ER SO BB IBB HBP BLK WP HR S P ERA WHIP	IP WLS BF H R ER SO BB IBB HBP BLK WP HR S P ERA WHIP	IP WLS BF H R ER SO BB IBB HBP BLK WP HR S P ERA WHIP	IP WLS BF H R ER SO BB IBB HBP BLK WP HR S P ERA WHIP	IP WLS BF H R ER SO BB IBB HBP BLK WP HR S P ERA WHIP	IP WLS BF H R ER SO BB IBB HBP BLK WP HR S P ERA WHIP	IP WLS BF H R ER SO BB IBB HBP BLK WP HR S P ERA WHIP	IP WLS BF H R ER SO BB IBB HBP BLK WP HR S P ERA WHIP

AB	30
R	3
H	6
RBI	3
BB	4
SO	5
LOB	15



Batter	1	2	3	4	5	6	7	8	9	AB	R	H	RBI	BB	SO	LOB	BOTTOM								
6 Ian Desmond, R OBP: 0.229, SLG: 0.326										3	0	0	0	1	0	0	Philadelphia Phillies @ Washington Nationals Nationals Park, Washington, DC Wed Apr 13 2011, 7:10 PM - 9:40 PM EDT Att: 16,914 - Cloudy - 56 F								
43 Rick Ankiel, L OBP: 0.304, SLG: 0.317										3	1	1	0	1	0	0									
28 Jayson Werth, R OBP: 0.360, SLG: 0.476										4	1	1	0	0	2	2									
25 Adam LaRoche, L OBP: 0.325, SLG: 0.314										4	0	2	0	0	1	2									
19 Lavnce Nix, L OBP: 0.316, SLG: 0.444										3	0	1	1	0	0	2									
8 Danny Espinosa, S OBP: 0.410, SLG: 0.448										3	0	1	1	0	0	2									
15 Jerry Hairston, R OBP: 0.158, SLG: 0.059 12 Matt Stairs, L (9, PH)										3	0	0	0	0	3	2									
7 Ivan Rodriguez, R OBP: 0.174, SLG: 0.182										4	0	0	0	0	2	2									
31 John Lannan, L 57 Chad Gaudin, R 45 Doug Slaten, L 13 Alex Cora, L 55 Brian Broderick, R										2	0	0	0	0	0	0									
<b>Inning Stats</b>	R: 0 E: 0 K: 1 S: 7	H: 0 LOB: 0 BB: 0 P: 9	R: 0 E: 0 K: 1 S: 8	H: 1 LOB: 0 BB: 0 P: 11	R: 0 E: 0 K: 1 S: 13	H: 0 LOB: 2 BB: 2 P: 23	R: 0 E: 0 K: 0 S: 5	H: 1 LOB: 0 BB: 0 P: 8	R: 0 E: 0 K: 1 S: 9	H: 0 LOB: 0 BB: 0 P: 15	R: 0 E: 0 K: 1 S: 8	H: 0 LOB: 1 BB: 0 P: 9	R: 0 E: 0 K: 1 S: 10	H: 0 LOB: 0 BB: 0 P: 12	R: 0 E: 0 K: 0 S: 10	H: 0 LOB: 0 BB: 0 P: 14	R: 2 E: 0 K: 3 S: 18	H: 4 LOB: 2 BB: 0 P: 22	1B: 5 2B: 1 3B: 0 HR: 0	SF: 0 SAC: 1 DP: 1 HBP: 1	WP: 0 PB: 0 SB: 1 CS: 0	PA: 35			
<b>PITCHER</b>	IP WLS BF H R ER SO BB IBB HBP BLK WP HR S P ERA WHIP	IP WLS BF H R ER SO BB IBB HBP BLK WP HR S P ERA WHIP	IP WLS BF H R ER SO BB IBB HBP BLK WP HR S P ERA WHIP	IP WLS BF H R ER SO BB IBB HBP BLK WP HR S P ERA WHIP	IP WLS BF H R ER SO BB IBB HBP BLK WP HR S P ERA WHIP	IP WLS BF H R ER SO BB IBB HBP BLK WP HR S P ERA WHIP	IP WLS BF H R ER SO BB IBB HBP BLK WP HR S P ERA WHIP	IP WLS BF H R ER SO BB IBB HBP BLK WP HR S P ERA WHIP	IP WLS BF H R ER SO BB IBB HBP BLK WP HR S P ERA WHIP	IP WLS BF H R ER SO BB IBB HBP BLK WP HR S P ERA WHIP	IP WLS BF H R ER SO BB IBB HBP BLK WP HR S P ERA WHIP	IP WLS BF H R ER SO BB IBB HBP BLK WP HR S P ERA WHIP	IP WLS BF H R ER SO BB IBB HBP BLK WP HR S P ERA WHIP	IP WLS BF H R ER SO BB IBB HBP BLK WP HR S P ERA WHIP	IP WLS BF H R ER SO BB IBB HBP BLK WP HR S P ERA WHIP	IP WLS BF H R ER SO BB IBB HBP BLK WP HR S P ERA WHIP	IP WLS BF H R ER SO BB IBB HBP BLK WP HR S P ERA WHIP	IP WLS BF H R ER SO BB IBB HBP BLK WP HR S P ERA WHIP	IP WLS BF H R ER SO BB IBB HBP BLK WP HR S P ERA WHIP	IP WLS BF H R ER SO BB IBB HBP BLK WP HR S P ERA WHIP	IP WLS BF H R ER SO BB IBB HBP BLK WP HR S P ERA WHIP	IP WLS BF H R ER SO BB IBB HBP BLK WP HR S P ERA WHIP	IP WLS BF H R ER SO BB IBB HBP BLK WP HR S P ERA WHIP	IP WLS BF H R ER SO BB IBB HBP BLK WP HR S P ERA WHIP	IP WLS BF H R ER SO BB IBB HBP BLK WP HR S P ERA WHIP

AB	31
R	2
H	6
RBI	2
BB	2
SO	9
LOB	14






Batter	1	2	3	4	5	6	7	8	9	AB	R	H	RBI	BB	SO	LOB	TOP										
8 Shane Victorino, S OBP: 0.380, SLG: 0.542	G5-3			G3-1		27 E 2B		K		4	1	1	0	0	1	3	Philadelphia Phillies @ Washington Nationals Nationals Park, Washington, DC Thu Apr 14 2011, 7:07 PM - 9:12 PM EDT Att: 24,875 - Clear - 69 F										
27 Placido Polanco, R OBP: 0.407, SLG: 0.440	G3			K		E5 1B		FC4-6 1B		4	0	1	1	0	1	2											
11 Jimmy Rollins, S OBP: 0.370, SLG: 0.380	G4-3			L3		F7				4	0	1	1	0	0	1											
6 Ryan Howard, L OBP: 0.358, SLG: 0.587		G3			F8		G3-1	K		4	0	0	0	0	1	2											
10 Ben Francisco, R OBP: 0.327, SLG: 0.426		G6-3			L9		F8		G6-3	4	0	0	0	0	0	0											
29 Raul Ibanez, L OBP: 0.288, SLG: 0.319			K		G4-3		F7		G3-1	4	0	0	0	0	1	0											
51 Carlos Ruiz, R OBP: 0.415, SLG: 0.568			K			HR		F7		4	2	2	1	0	1	0											
21 Wilson Valdez, R OBP: 0.385, SLG: 0.432			L9			G1-4-3		FC4-6 1B		3	1	1	0	0	0	0											
33 Cliff Lee, L (1, 1)			K			G6-3		E4 FC4-6		3	0	0	0	0	1	2											
<b>Inning Stats</b>	R: 0 H: 0 E: 0 K: 0 S: 5	H: 0 LOB: 0 BB: 0 P: 8	R: 0 H: 0 E: 0 K: 1 S: 9	H: 0 LOB: 0 BB: 0 P: 11	R: 0 H: 0 E: 0 K: 2 S: 10	H: 0 LOB: 0 BB: 0 P: 14	R: 0 H: 0 E: 0 K: 1 S: 10	H: 0 LOB: 0 BB: 0 P: 13	R: 0 H: 0 E: 0 K: 0 S: 6	H: 0 LOB: 0 BB: 0 P: 8	R: 0 H: 0 E: 0 K: 0 S: 5	H: 0 LOB: 0 BB: 0 P: 7	R: 2 H: 3 E: 1 K: 2 S: 15	H: 3 LOB: 1 BB: 0 P: 17	R: 0 H: 0 E: 0 K: 0 S: 6	H: 0 LOB: 0 BB: 0 P: 8	1B: 4 2B: 1 3B: 0 HR: 1	SF: 0 SAC: 0 DP: 0 HBP: 0	WP: 0 PB: 0 SB: 0 CS: 0	PA: 34							
<b>PITCHER</b>	IP	WLS	BF	H	R	ER	SO	BB	IBB	HBP	BLK	WP	HR	S	P	ERA	WHIP										
27 Jordan Zimmermann, R ERA: 2.45	7.0	L	27	5	4	1	4	0	0	0	0	0	1	64	85	1.29	0.714										
22 Drew Storen, R ERA: 1.23	0.2		3	1	0	0	1	0	0	0	0	0	0	8	8	0.00	1.500										
45 Doug Slaten, L ERA:	0.1		1	0	0	0	1	0	0	0	0	0	0	3	3	0.00	0.000										
55 Brian Broderick, R ERA: 12.46	1.0		3	0	0	0	0	0	0	0	0	0	0	6	8	0.00	0.000										

Batter	1	2	3	4	5	6	7	8	9	AB	R	H	RBI	BB	SO	LOB	BOTTOM										
6 Ian Desmond, R OBP: 0.212, SLG: 0.300	K		K			K			L9	4	0	0	0	0	3	2	Philadelphia Phillies @ Washington Nationals Nationals Park, Washington, DC Thu Apr 14 2011, 7:07 PM - 9:12 PM EDT Att: 24,875 - Clear - 69 F										
43 Rick Ankiel, L OBP: 0.280, SLG: 0.289	G4-3			G1-3			K		F8	4	0	0	0	0	1	1											
28 Jayson Werth, R OBP: 0.333, SLG: 0.435	K			F8		K		FC6-4		4	0	0	0	0	2	1											
25 Adam LaRoche, L OBP: 0.302, SLG: 0.289		F8		L4		K				3	0	0	0	0	1	0											
3 Wilson Ramos, R OBP: 0.538, SLG: 0.545		K			38 CS 1B			BB		2	0	1	0	1	1	0											
38 Michael Morse, R OBP: 0.250, SLG: 0.133		G4-3		K		K		K		3	0	0	0	0	2	2											
8 Danny Espinosa, S OBP: 0.405, SLG: 0.469			15 F8 27 FC6-2 2B		P6			K		3	0	1	0	0	1	1											
15 Jerry Hairston, R OBP: 0.136, SLG: 0.050			F8			L8		P5		3	0	0	0	0	0	2											
27 Jordan Zimmermann, R (1, 1) OBP: 0.143, SLG: 0.143			FC6-2			K				2	0	0	0	0	1	1											
22 Drew Storen, S (8, 1)										0	0	0	0	0	0	0											
45 Doug Slaten, L (8, 1)										0	0	0	0	0	0	0											
55 Brian Broderick, R (9, 1)										0	0	0	0	0	0	0											
26 Jesus Flores, R OBP: 1.000, SLG: 1.000 (9, PH)									28 FC6-4 1B	1	0	1	0	0	0	0											
<b>Inning Stats</b>	R: 0 H: 0 E: 0 K: 2 S: 7	H: 0 LOB: 0 BB: 0 P: 11	R: 0 H: 0 E: 0 K: 1 S: 7	H: 0 LOB: 0 BB: 0 P: 8	R: 0 H: 1 E: 0 K: 1 S: 11	H: 1 LOB: 0 BB: 0 P: 15	R: 0 H: 0 E: 0 K: 0 S: 5	H: 0 LOB: 0 BB: 0 P: 6	R: 0 H: 0 E: 0 K: 0 S: 8	H: 0 LOB: 0 BB: 0 P: 12	R: 0 H: 0 E: 0 K: 2 S: 7	H: 0 LOB: 0 BB: 0 P: 9	R: 0 H: 0 E: 0 K: 3 S: 9	H: 0 LOB: 0 BB: 0 P: 11	R: 0 H: 0 E: 0 K: 2 S: 10	H: 0 LOB: 1 BB: 1 P: 16	R: 0 H: 1 E: 0 K: 0 S: 10	H: 1 LOB: 1 BB: 0 P: 11	1B: 2 2B: 2 3B: 0 HR: 0	SF: 0 SAC: 0 DP: 1 HBP: 0	WP: 0 PB: 0 SB: 0 CS: 1	PA: 30					
<b>PITCHER</b>	IP	WLS	BF	H	R	ER	SO	BB	IBB	HBP	BLK	WP	HR	S	P	ERA	WHIP										
33 Cliff Lee, L ERA: 4.19 (1, 1)	9.0	W	30	3	0	0	12	1	0	0	0	0	0	74	99	0.00	0.444										

AB 34  
R 4  
H 6  
RBI 3  
BB 0  
SO 6  
LOB 10



AB 29  
R 0  
H 3  
RBI 0  
BB 1  
SO 12  
LOB 10









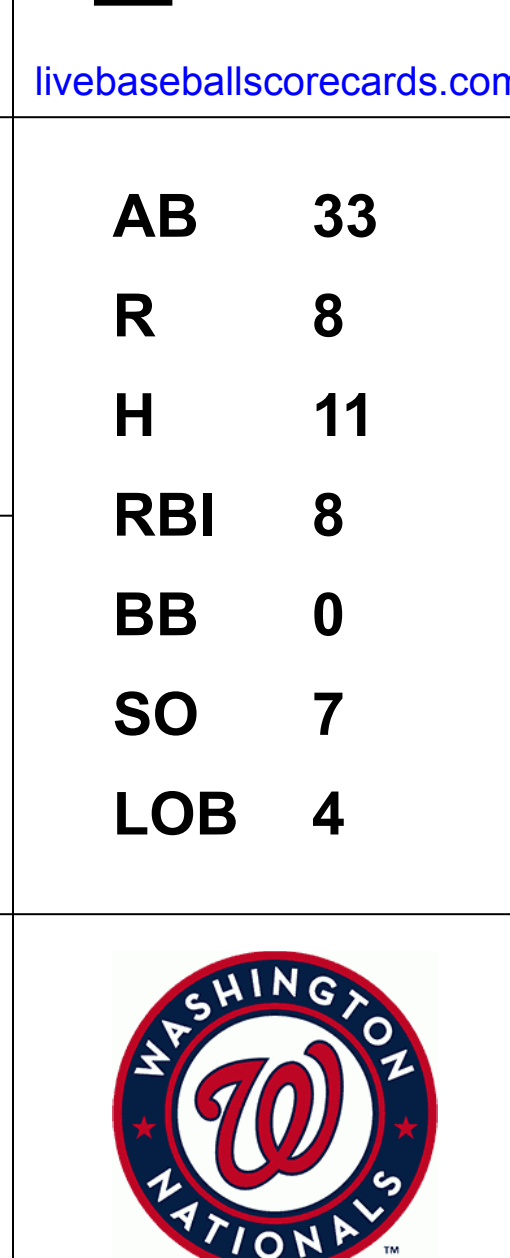
Batter	1	2	3	4	5	6	7	8	9	AB	R	H	RBI	BB	SO	LOB	TOP					
23 Rickie Weeks Jr. R (1.4) OBP: 0.359, SLG: 0.552										5	1	1	0	0	2	5	<b>Milwaukee Brewers @ Washington Nationals</b> Nationals Park, Washington, DC Sun Apr 17 2011, 1:38 PM - 4:37 PM EDT Sunny - 57 F					
30 Craig Counsell, L (1.6) OBP: 0.200, SLG: 0.077										4	0	1	0	1	0	4						
8 Ryan Braun, R (1.7) OBP: 0.450, SLG: 0.583										4	0	1	1	1	0	3						
28 Prince Fielder, L (1.3) OBP: 0.407, SLG: 0.577										5	0	1	1	0	1	4						
14 Casey McGehee, R (1.5) OBP: 0.321, SLG: 0.373										5	1	3	1	0	1	2						
25 Mark Kotsay, L (1.9) OBP: 0.333, SLG: 0.292										4	0	2	0	0	0	2						
20 Jonathan Lucroy, R (1.2) OBP: 0.286, SLG: 0.357										4	0	1	0	0	1	4						
27 Carlos Gómez, R (1.8) OBP: 0.269, SLG: 0.298										3	1	1	0	1	1	1						
49 Yovani Gallardo, R (1.1) OBP: 0.250, SLG: 0.250										2	0	1	1	0	1	0						
57 Mitch Stetter, L (6.1) ERA: 4.65										0	0	0	0	0	0	0						
2 Nyjer Morgan, L (7.7) OBP: 0.503, SLG: 0.727										0	0	0	0	0	0	0						
61 Brandon Kintzler, R (7.1) ERA: 2.7										0	0	0	0	0	0	0						
16 George Kottaras, L (9.7) OBP: 0.330, SLG: 0.389										1	1	1	0	0	0	0						
<b>Inning Stats</b>	R: 1 E: 0 K: 1 S: 12	H: 3 LOB: 2 BB: 0 P: 16	R: 0 E: 0 K: 2 S: 7	H: 0 LOB: 0 BB: 0 P: 8	R: 0 E: 0 K: 1 S: 12	H: 1 LOB: 1 BB: 0 P: 18	R: 1 E: 0 K: 0 S: 13	H: 4 LOB: 3 BB: 0 P: 18	R: 0 E: 0 K: 0 S: 6	H: 0 LOB: 0 BB: 0 P: 10	R: 0 E: 0 K: 0 S: 6	H: 1 LOB: 0 BB: 0 P: 9	R: 0 E: 0 K: 0 S: 8	H: 0 LOB: 0 BB: 0 P: 13	R: 0 E: 0 K: 1 S: 14	H: 2 LOB: 2 BB: 1 P: 20	R: 2 E: 0 K: 2 S: 17	H: 2 LOB: 2 BB: 2 P: 31	1B: 13 2B: 0 3B: 0 HR: 0	SF: 0 SAC: 0 DP: 2 HBP: 0	WP: 0 PB: 0 CS: 0	PA: 41
<b>PITCHER</b>	IP WLS BF H R ER SO BB IBB HBP BLK WP HR S P ERA WHIP	IP WLS BF H R ER SO BB IBB HBP BLK WP HR S P ERA WHIP	IP WLS BF H R ER SO BB IBB HBP BLK WP HR S P ERA WHIP	IP WLS BF H R ER SO BB IBB HBP BLK WP HR S P ERA WHIP	IP WLS BF H R ER SO BB IBB HBP BLK WP HR S P ERA WHIP	IP WLS BF H R ER SO BB IBB HBP BLK WP HR S P ERA WHIP	IP WLS BF H R ER SO BB IBB HBP BLK WP HR S P ERA WHIP	IP WLS BF H R ER SO BB IBB HBP BLK WP HR S P ERA WHIP	IP WLS BF H R ER SO BB IBB HBP BLK WP HR S P ERA WHIP	IP WLS BF H R ER SO BB IBB HBP BLK WP HR S P ERA WHIP	IP WLS BF H R ER SO BB IBB HBP BLK WP HR S P ERA WHIP	IP WLS BF H R ER SO BB IBB HBP BLK WP HR S P ERA WHIP	IP WLS BF H R ER SO BB IBB HBP BLK WP HR S P ERA WHIP	IP WLS BF H R ER SO BB IBB HBP BLK WP HR S P ERA WHIP	IP WLS BF H R ER SO BB IBB HBP BLK WP HR S P ERA WHIP	IP WLS BF H R ER SO BB IBB HBP BLK WP HR S P ERA WHIP						
21 Jason Marquis, R (1.1) ERA: 3.26	7.0	W	30	9	2	2	4	1	0	0	0	0	0	0	0	0	2.57	1.429				
45 Doug Slaten, L (8.1) ERA:	0.2		3	2	0	0	0	0	0	0	0	0	0	0	0	0	0.00	3.000				
57 Chad Gaudin, R (8.1) ERA: 7.71	0.2		5	1	2	2	2	2	0	0	0	0	0	0	0	0	27.00	4.500				
36 Tyler Clippard, R (9.1) ERA: 1.64	0.2		3	1	0	0	1	0	0	0	0	0	0	0	0	0	0.00	1.500				

Batter	1	2	3	4	5	6	7	8	9	AB	R	H	RBI	BB	SO	LOB	BOTTOM			
8 Danny Espinosa, S (1.4) OBP: 0.353, SLG: 0.475										4	1	1	3	0	0	0	<b>Milwaukee Brewers @ Washington Nationals</b> Nationals Park, Washington, DC Sun Apr 17 2011, 1:38 PM - 4:37 PM EDT Sunny - 57 F			
43 Rick Ankiel, L (1.8) OBP: 0.271, SLG: 0.278										4	0	2	0	0	1	0				
28 Jayson Werth, R (1.9) OBP: 0.302, SLG: 0.382										4	1	1	0	0	1	2				
25 Adam LaRoche, L (1.3) OBP: 0.308, SLG: 0.283										4	0	1	0	0	1	1				
38 Michael Morse, R (1.7) OBP: 0.286, SLG: 0.229										2	1	1	1	0	0	0				
19 Laynce Nix, L (7.7) OBP: 0.286, SLG: 0.400										1	0	0	0	0	1	0				
6 Ian Desmond, R (1.6) OBP: 0.250, SLG: 0.375										4	2	2	1	0	1	1				
7 Ivan Rodriguez, R (1.2) OBP: 0.185, SLG: 0.308										4	1	1	3	0	1	0				
13 Alex Cora, L (1.5) OBP: 0.353, SLG: 0.214										3	1	1	0	0	1	0				
21 Jason Marquis, L (1.1) ERA: 4.65										3	1	1	0	0	0	0				
45 Doug Slaten, L (8.1) ERA: 2.7										0	0	0	0	0	0	0				
57 Chad Gaudin, R (8.1) ERA: 7.71										0	0	0	0	0	0	0				
36 Tyler Clippard, R (9.1) ERA: 1.64										0	0	0	0	0	0	0				
<b>Inning Stats</b>	R: 0 E: 0 K: 2 S: 15	H: 1 LOB: 1 BB: 0 P: 23	R: 0 E: 0 K: 2 S: 8	H: 0 LOB: 0 BB: 0 P: 10	R: 0 E: 0 K: 1 S: 9	H: 0 LOB: 0 BB: 0 P: 14	R: 1 E: 0 K: 0 S: 13	H: 2 LOB: 1 BB: 0 P: 22	R: 3 E: 0 K: 0 S: 14	H: 4 LOB: 0 BB: 0 P: 20	R: 3 E: 0 K: 0 S: 18	H: 3 LOB: 0 BB: 0 P: 27	R: 0 E: 0 K: 1 S: 10	H: 0 LOB: 0 BB: 0 P: 16	R: 1 E: 0 K: 1 S: 10	H: 1 LOB: 0 BB: 0 P: 13	1B: 7 2B: 1 3B: 0 HR: 3	SF: 1 SAC: 0 DP: 1 HBP: 0	WP: 1 PB: 0 CS: 0	PA: 34
<b>PITCHER</b>	IP WLS BF H R ER SO BB IBB HBP BLK WP HR S P ERA WHIP	IP WLS BF H R ER SO BB IBB HBP BLK WP HR S P ERA WHIP	IP WLS BF H R ER SO BB IBB HBP BLK WP HR S P ERA WHIP	IP WLS BF H R ER SO BB IBB HBP BLK WP HR S P ERA WHIP	IP WLS BF H R ER SO BB IBB HBP BLK WP HR S P ERA WHIP	IP WLS BF H R ER SO BB IBB HBP BLK WP HR S P ERA WHIP	IP WLS BF H R ER SO BB IBB HBP BLK WP HR S P ERA WHIP	IP WLS BF H R ER SO BB IBB HBP BLK WP HR S P ERA WHIP	IP WLS BF H R ER SO BB IBB HBP BLK WP HR S P ERA WHIP	IP WLS BF H R ER SO BB IBB HBP BLK WP HR S P ERA WHIP	IP WLS BF H R ER SO BB IBB HBP BLK WP HR S P ERA WHIP	IP WLS BF H R ER SO BB IBB HBP BLK WP HR S P ERA WHIP	IP WLS BF H R ER SO BB IBB HBP BLK WP HR S P ERA WHIP	IP WLS BF H R ER SO BB IBB HBP BLK WP HR S P ERA WHIP	IP WLS BF H R ER SO BB IBB HBP BLK WP HR S P ERA WHIP	IP WLS BF H R ER SO BB IBB HBP BLK WP HR S P ERA WHIP				
49 Yovani Gallardo, R (1.1) ERA: 4.65	5.1	L	25	10	7	7	5	0	0	0	0	0	0	0	0	0	11.81	1.875		
57 Mitch Stetter, L (6.1) ERA: 2.7	0.2		2	0	0	0	0	0	0	0	0	0	0	0	0	0	0.00	0.000		
61 Brandon Kintzler, R (7.1) ERA: 5.4	2.0		7	1	1	1	2	0	0	0	0	0	0	0	0	0	4.50	0.500		

AB	38
R	4
H	13
RBI	4
BB	3
SO	7
LOB	25



AB	33
R	8
H	11
RBI	8
BB	0
SO	7
LOB	4



WP	1
PB	0
CS	0
PA	34



Batter	1	2	3	4	5	6	7	8	9	AB	R	H	RBI	BB	SO	LOB	TOP					
23 Rickie Weeks Jr. R OBP: 0.533, SLG: 0.532	F9		F8					G5-3		4	0	1	0	0	0	1	<b>Milwaukee Brewers @ Washington Nationals</b> Nationals Park, Washington, DC Sun Apr 17 2011, 5:17 PM - 7:53 PM EDT Att: 23,047 - Sunny - 64 F					
27 Carlos Gómez, R OBP: 0.250, SLG: 0.275	F8			G5-3	K			G6-3		4	0	0	0	0	1							
8 Ryan Braun, R OBP: 0.453, SLG: 0.615	G5-3			L7						4	0	2	0	0	0							
28 Prince Fielder, L OBP: 0.397, SLG: 0.571		L8		14 1B 3 1B				F7		4	1	1	0	0	2							
14 Casey McGehee, R OBP: 0.317, SLG: 0.364		K			3 1B			F8		4	0	1	0	0	2							
3 Yuniesky Betancourt, R OBP: 0.250, SLG: 0.271										4	0	1	1	0	1							
16 George Kottaras, L OBP: 0.292, SLG: 0.318			G3	G1-3						4	0	0	0	0	2							
22 Erick Almonte, R OBP: 0.100, SLG: 0.250			L4		G5-3			F9		3	0	0	0	0	0							
41 Marco Estrada, R OBP: 0.250, SLG: 0.250					G6-3					2	0	1	0	0	0							
30 Craig Counsell, L (7, PH) OBP: 0.168, SLG: 0.071										1	0	0	0	0	0							
50 Kameron Loe, R (7, 1)										0	0	0	0	0	0							
21 Zach Braddock, L (7, 1)										0	0	0	0	0	0							
54 Sean Green, R (8, 1)										0	0	0	0	0	0							
<b>Inning Stats</b>	R: 0 E: 0 K: 0 S: 5	H: 0 LOB: 0 BB: 0 P: 7	R: 0 E: 0 K: 1 S: 6	H: 0 LOB: 0 BB: 0 P: 9	R: 0 E: 0 K: 0 S: 9	H: 1 LOB: 1 BB: 0 P: 14	R: 1 E: 0 K: 0 S: 14	H: 3 LOB: 2 BB: 0 P: 21	R: 0 E: 0 K: 1 S: 9	H: 1 LOB: 1 BB: 0 P: 16	R: 0 E: 0 K: 0 S: 12	H: 1 LOB: 1 BB: 0 P: 14	R: 0 E: 0 K: 0 S: 3	H: 0 LOB: 0 BB: 0 P: 7	R: 0 E: 0 K: 0 S: 9	H: 1 LOB: 1 BB: 0 P: 12	R: 0 E: 0 K: 1 S: 8	H: 0 LOB: 0 BB: 0 P: 11	1B: 5 2B: 1 3B: 1 HR: 0	SF: 0 SAC: 0 DP: 0 HBP: 0	WP: 0 PB: 0 CS: 0	PA: 34
<b>PITCHER</b>	IP WLS BF H R ER SO BB IBB HBP BLK WP HR S P ERA WHIP																					
61 Livan Hernandez, R ERA: 2.88	7.0 W 27 6 1 1 3 0 0 0 0 0 0 0 58 88 1.29 0.857																					
22 Drew Storen, R ERA: 0.87	2.0 S 7 1 0 0 1 0 0 0 0 0 0 0 17 23 0.00 0.500																					

Batter	1	2	3	4	5	6	7	8	9	AB	R	H	RBI	BB	SO	LOB	BOTTOM			
8 Danny Espinosa, S OBP: 0.364, SLG: 0.512	P5		L6							3	0	1	3	0	0		<b>Milwaukee Brewers @ Washington Nationals</b> Nationals Park, Washington, DC Sun Apr 17 2011, 5:17 PM - 7:53 PM EDT Att: 23,047 - Sunny - 64 F			
43 Rick Ankiel, L OBP: 0.286, SLG: 0.298			G3-1		HBP					3	0	1	0	1	0	2				
38 Michael Morse, R OBP: 0.283, SLG: 0.231										4	0	1	0	0	2	3				
22 Drew Storen, S (8, 1)			K							0	0	0	0	0	0					
25 Adam LaRoche, L OBP: 0.339, SLG: 0.367										3	1	2	1	1	0	0				
3 Wilson Ramos, R OBP: 0.500, SLG: 0.483			K							4	0	0	0	0	1	3				
19 Lance Nix, L OBP: 0.280, SLG: 0.375			K							4	0	1	0	0	1	0				
6 Ian Desmond, R OBP: 0.266, SLG: 0.383			K							4	1	2	0	0	2	0				
15 Jerry Hairston, R OBP: 0.267, SLG: 0.308										3	2	3	1	1	0	0				
61 Livan Hernandez, R (1, 1)										2	0	0	0	0	1	1				
12 Matt Stairs, L (7, PH)			K							1	1	0	0	0	0	3				
13 Alex Cora, L OBP: 0.333, SLG: 0.200			K							1	0	0	0	0	2					
<b>Inning Stats</b>	R: 0 E: 0 K: 2 S: 16	H: 1 LOB: 2 BB: 1 P: 28	R: 1 E: 0 K: 3 S: 11	H: 1 LOB: 0 BB: 0 P: 17	R: 0 E: 0 K: 1 S: 9	H: 0 LOB: 0 BB: 0 P: 16	R: 0 E: 0 K: 0 S: 6	H: 0 LOB: 0 BB: 0 P: 6	R: 0 E: 0 K: 1 S: 10	H: 1 LOB: 2 BB: 0 P: 18	R: 0 E: 0 K: 0 S: 7	H: 2 LOB: 0 BB: 0 P: 11	R: 3 E: 0 K: 0 S: 20	H: 4 LOB: 1 BB: 1 P: 30	R: 1 E: 0 K: 0 S: 13	H: 2 LOB: 2 BB: 1 P: 25	1B: 6 2B: 2 3B: 1 HR: 2	SF: 0 SAC: 0 DP: 2 HBP: 1	WP: 0 PB: 1 CS: 0	PA: 36
<b>PITCHER</b>	IP WLS BF H R ER SO BB IBB HBP BLK WP HR S P ERA WHIP																			
41 Marco Estrada, R ERA: 3.46	6.0 L 5 4 3 3 0 0 0 0 0 0 0 11 15 81.00 12.000																			
50 Kameron Loe, R (7, 1)	0.1 L 5 4 3 3 0 0 0 0 0 0 0 11 15 81.00 12.000																			
21 Zach Braddock, L ERA: 3.38	1.1 6 2 1 1 0 1 0 0 0 0 1 20 34 6.75 2.250																			
54 Sean Green, R (8, 1)	0.1 2 0 0 0 0 1 0 0 0 0 0 2 6 0.00 3.000																			







Batter	1	2	3	4	5	6	7	8	9	AB	R	H	RBI	BB	SO	LOB	TOP										
8 Danny Espinosa, S OBP: 0.375, SLG: 0.538			G5-3							4	1	1	1	0	2	0	Washington Nationals @ St. Louis Cardinals Busch Stadium, St. Louis, MO Wed Apr 20 2011, 7:17 PM - 9:57 PM CDT Att: 33,714 - Cloudy - 52 F										
43 Rick Ankiel, L OBP: 0.306, SLG: 0.308				E7				F7		4	1	2	1	0	0												
28 Jayson Werth, R OBP: 0.296, SLG: 0.365			G5-3	G5-3		G5-3		G6-3		4	0	0	1	0	1												
25 Adam LaRoche, L OBP: 0.344, SLG: 0.333			G4-3							2	0	0	0	2	1												
3 Wilson Ramos, R OBP: 0.447, SLG: 0.424		G6-3		P5		G6-3				4	0	0	0	0	1												
38 Michael Morse, R OBP: 0.260, SLG: 0.209		G6-3		F8		G4-3				4	0	0	0	0	2												
6 Ian Desmond, R OBP: 0.284, SLG: 0.368					F7					4	0	1	0	0	2												
15 Jerry Hairston, R OBP: 0.265, SLG: 0.300			G5-3							3	1	1	0	0	0												
19 Laynce Nix, L OBP: 0.300, SLG: 0.483								P3		1	0	0	0	0	1												
27 Jordan Zimmermann, R OBP: 0.125, SLG: 0.125										1	0	0	0	0	1												
13 Alex Cora, L OBP: 0.251, SLG: 0.150										1	0	0	0	0	0												
23 Collin Balester, R OBP: 0.251, SLG: 0.150										0	0	0	0	0	0												
<b>Inning Stats</b>	R: 0 H: 1 E: 0 K: 2 S: 10	H: 1 LOB: 0 BB: 0 P: 16	R: 0 H: 0 E: 0 K: 1 S: 10	LOB: 0 BB: 0 P: 17	R: 0 H: 0 E: 0 K: 1 S: 9	LOB: 0 BB: 0 P: 16	R: 1 H: 0 E: 1 K: 0 S: 12	H: 0 LOB: 1 BB: 1 P: 21	R: 2 H: 3 E: 1 K: 0 S: 19	H: 3 LOB: 1 BB: 0 P: 25	R: 0 H: 0 E: 0 K: 1 S: 10	H: 0 LOB: 0 BB: 0 P: 18	R: 0 H: 0 E: 0 K: 1 S: 9	H: 0 LOB: 0 BB: 0 P: 12	R: 0 H: 0 E: 0 K: 1 S: 8	H: 0 LOB: 0 BB: 0 P: 13	R: 0 H: 1 E: 0 K: 1 S: 12	LOB: 1 BB: 0 P: 15	1B: 5 2B: 0 3B: 0 HR: 0	SF: 0 SAC: 1 DP: 0 HBP: 0	WP: 0 PB: 0 SB: 1 CS: 0	PA: 35					
<b>PITCHER</b>	IP	WLS	BF	H	R	ER	SO	BB	IBB	HBP	BLK	WP	HR	S	P	ERA	WHIP										
54 Jaime Garcia, L ERA: 1.44	5.0	W	22	4	3	1	4	2	0	0	0	0	0	62	101	1.80	1.200										
30 Jason Motte, R ERA: 2.0	1.0	H	3	0	0	0	1	0	0	0	0	0	0	8	12	0.00	0.000										
52 Eduardo Sanchez, R ERA: 2.0	2.0	H	6	0	0	0	2	0	0	0	0	0	0	17	25	0.00	0.000										
41 Mitchell Boggs, R ERA: 1.8	1.0	S	4	1	0	0	1	0	0	0	0	0	0	12	15	0.00	1.000										

Batter	1	2	3	4	5	6	7	8	9	AB	R	H	RBI	BB	SO	LOB	BOTTOM										
Ryan Theriot, R OBP: 0.366, SLG: 0.355			G4-3		G6-3		F8		L9	5	0	0	0	0	1	3	Washington Nationals @ St. Louis Cardinals Busch Stadium, St. Louis, MO Wed Apr 20 2011, 7:17 PM - 9:57 PM CDT Att: 33,714 - Cloudy - 52 F										
28 Colby Rasmus, L OBP: 0.429, SLG: 0.600			G3-1		P6		K2-3			4	0	1	1	0	1	0											
5 Albert Pujols, R OBP: 0.305, SLG: 0.459			F8		F8		F8			3	1	0	0	1	1	1											
7 Matt Holliday, R OBP: 0.558, SLG: 0.634		F9								2	2	1	0	2	0	0											
12 Lance Berkman, S OBP: 0.409, SLG: 0.695										4	1	3	2	0	0	1											
41 Mitchell Boggs, R OBP: 0.352, SLG: 0.388										0	0	0	0	0	0	0											
4 Yadier Molina, R OBP: 0.352, SLG: 0.388										3	0	2	1	0	0	1											
8 Nick Punto, S OBP: 0.400, SLG: 0.250										4	0	1	1	0	0	4											
33 Daniel Descalso, L OBP: 0.226, SLG: 0.300										4	1	1	0	0	0	2											
54 Jaime Garcia, L ERA: 3.7										1	0	0	0	0	0	1											
30 Jason Motte, R ERA: 2.0										0	0	0	0	0	0	0											
38 Mark Hamilton, L OBP: 0.309, SLG: 0.309										1	0	0	0	0	0	1											
52 Eduardo Sanchez, R ERA: 2.0										0	0	0	0	0	0	0											
19 Jon Jay, L OBP: 0.375, SLG: 0.388										0	0	0	0	0	0	0											
<b>Inning Stats</b>	R: 0 H: 0 E: 0 K: 2 S: 11	H: 1 LOB: 0 BB: 0 P: 14	R: 0 H: 1 E: 0 K: 0 S: 7	LOB: 1 BB: 0 P: 9	R: 1 H: 2 E: 0 K: 0 S: 10	H: 2 LOB: 1 BB: 0 P: 14	R: 2 H: 2 E: 0 K: 0 S: 11	H: 2 LOB: 1 BB: 1 P: 19	R: 2 H: 3 E: 0 K: 0 S: 18	H: 3 LOB: 2 BB: 1 P: 25	R: 0 H: 0 E: 0 K: 1 S: 10	H: 0 LOB: 0 BB: 0 P: 15	R: 0 H: 0 E: 0 K: 1 S: 10	H: 0 LOB: 1 BB: 1 P: 18	R: 0 H: 1 E: 0 K: 0 S: 9	H: 1 LOB: 2 BB: 0 P: 16	1B: 7 2B: 2 3B: 0 HR: 0	SF: 0 SAC: 2 DP: 0 HBP: 1	WP: 0 PB: 0 SB: 0 CS: 0	PA: 37							
<b>PITCHER</b>	IP	WLS	BF	H	R	ER	SO	BB	IBB	HBP	BLK	WP	HR	S	P	ERA	WHIP										
27 Jordan Zimmermann, R ERA: 3.7	6.0	L	28	8	5	3	2	2	0	0	0	0	0	67	96	7.50	1.667										
23 Collin Balester, R ERA: 2.0	2.0		9	1	0	0	1	1	0	0	1	1	0	19	34	0.00	1.000										


Washington Nationals @ St. Louis Cardinals  
 Busch Stadium, St. Louis, MO  
 Wed Apr 20 2011, 7:17 PM - 9:57 PM CDT  
 Att: 33,714 - Cloudy - 52 F

AB	32
R	3
H	5
RBI	3
BB	2
SO	8
LOB	9



Washington Nationals @ St. Louis Cardinals  
 Busch Stadium, St. Louis, MO  
 Wed Apr 20 2011, 7:17 PM - 9:57 PM CDT  
 Att: 33,714 - Cloudy - 52 F

AB	31
R	5
H	9
RBI	5
BB	3
SO	4
LOB	13





Batter	1	2	3	4	5	6	7	8	9	AB	R	H	RBI	BB	SO	LOB	TOP			
8 Danny Espinosa, S OBP: 0.368, SLG: 0.509	F9			G4-3		B2			HBP	3	0	0	0	0	0	0	Washington Nationals @ St. Louis Cardinals Busch Stadium, St. Louis, MO Thu Apr 21 2011, 12:45 PM - 3:07 PM CDT Att: 36,160 - Partly Cloudy - 51 F			
43 Rick Ankiel, L OBP: 0.303, SLG: 0.294	G4-3			F8		BB			F7	3	0	0	0	1	0					
28 Jayson Werth, R OBP: 0.293, SLG: 0.358	K			1B		F9			L7	4	0	1	0	0	1					
25 Adam LaRoche, L OBP: 0.338, SLG: 0.316		G4-3		BB		L4			F7	3	0	0	0	1	0					
6 Ian Desmond, R OBP: 0.253, SLG: 0.352	F8			FC6-4		L3				3	0	0	0	0	2					
38 Michael Morse, R OBP: 0.284, SLG: 0.217	K			1B		G1-3				3	0	1	0	0	1					
7 Ivan Rodriguez, R OBP: 0.206, SLG: 0.313			F7	G6-4-3					K	3	0	0	0	0	1					
13 Alex Cora, L OBP: 0.231, SLG: 0.130			L1-4-3	G4-3					F8	3	0	0	0	0	0					
32 Tom Gorzelanny, R 26 Jesus Flores, R 55 Brian Broderick, R 12 Matt Stairs, L 23 Collin Balester, R 45 Doug Slaten, L			K			K			K	1	0	0	0	0	0					
<b>Inning Stats</b>	R: 0 E: 0 K: 1 S: 7	H: 0 LOB: 0 BB: 0 P: 10	R: 0 E: 0 K: 1 S: 7	H: 0 LOB: 0 BB: 0 P: 12	R: 0 E: 0 K: 1 S: 6	H: 0 LOB: 0 BB: 0 P: 10	R: 0 E: 0 K: 0 S: 8	H: 1 LOB: 2 BB: 1 P: 13	R: 0 E: 0 K: 1 S: 8	H: 0 LOB: 1 BB: 1 P: 16	R: 0 E: 0 K: 0 S: 10	H: 0 LOB: 0 BB: 0 P: 11	R: 0 E: 0 K: 2 S: 10	H: 0 LOB: 0 BB: 0 P: 15	R: 0 E: 0 K: 0 S: 9	H: 0 LOB: 1 BB: 0 P: 14		1B: 2 2B: 0 3B: 0 HR: 0	SF: 0 SAC: 0 DP: 1 HBP: 1	WP: 0 PB: 0 SB: 0 CS: 0
<b>PITCHER</b> 26 Kyle Lohse, R ERA: 2.01	IP: 9.0 WLS: W BF: 31 H: 2 R: 0 ER: 0 SO: 6 BB: 2 IBB: 0 HBP: 1 BLK: 0 WP: 0 HR: 0 S: 72 P: 111 ERA: 0.00 WHIP: 0.444																			

Batter	1	2	3	4	5	6	7	8	9	AB	R	H	RBI	BB	SO	LOB	BOTTOM			
Ryan Theriot, R OBP: 0.349, SLG: 0.338	G6-3		G3		F8		L6			4	0	0	0	0	0	2	Washington Nationals @ St. Louis Cardinals Busch Stadium, St. Louis, MO Thu Apr 21 2011, 12:45 PM - 3:07 PM CDT Att: 36,160 - Partly Cloudy - 51 F			
28 Colby Rasmus, L OBP: 0.432, SLG: 0.584	K		BB		P5				5 HR	2	1	0	0	2	1	0				
5 Albert Pujols, R OBP: 0.314, SLG: 0.494	7 HR		G6-4-3		G6-3				HR	3	2	1	2	1	0	1				
7 Matt Holliday, R OBP: 0.571, SLG: 0.705	1-H		1B		G5-3				2B	3	2	2	2	1	0	0				
23 David Freese, R OBP: 0.365, SLG: 0.483	G6-3		K		G5-3				G1-3	4	0	1	1	0	1	1				
33 Daniel Descalso, L OBP: 0.226, SLG: 0.300									2B	0	0	0	0	0	0	0				
4 Yadier Molina, R OBP: 0.328, SLG: 0.358	F8		P6				F9		G5-3	4	0	0	0	0	0	2				
8 Nick Punto, S OBP: 0.444, SLG: 0.167		G1-3					G1-3		G1-3	2	0	0	0	2	0	1				
19 Jon Jay, L OBP: 0.370, SLG: 0.364	G1-3		G4-3						P3	3	0	1	0	0	0	3				
27 Tyler Greene, R OBP: 0.353, SLG: 0.375										1	0	0	0	0	0	2				
26 Kyle Lohse, R OBP: 0.231, SLG: 0.231	G5-3				K					3	0	1	0	0	1	1				
<b>Inning Stats</b>	R: 2 E: 0 K: 1 S: 14	H: 1 LOB: 0 BB: 1 P: 24	R: 0 E: 0 K: 0 S: 13	H: 0 LOB: 1 BB: 1 P: 24	R: 0 E: 0 K: 0 S: 9	H: 0 LOB: 0 BB: 1 P: 17	R: 0 E: 0 K: 1 S: 15	H: 1 LOB: 2 BB: 1 P: 25	R: 0 E: 0 K: 1 S: 12	H: 0 LOB: 0 BB: 0 P: 18	R: 0 E: 0 K: 0 S: 6	H: 0 LOB: 0 BB: 0 P: 12	R: 0 E: 0 K: 0 S: 7	H: 2 LOB: 2 BB: 0 P: 10	R: 3 E: 0 K: 0 S: 13	H: 2 LOB: 2 BB: 2 P: 28	1B: 3 2B: 1 3B: 0 HR: 2	SF: 0 SAC: 0 DP: 1 HBP: 0	WP: 0 PB: 0 SB: 0 CS: 0	PA: 35
<b>PITCHER</b> 32 Tom Gorzelanny, L ERA: 4.96 55 Brian Broderick, R ERA: 8.53 23 Collin Balester, R ERA: 11.57 45 Doug Slaten, L ERA:	IP: 5.0 WLS: L BF: 20 H: 2 R: 2 ER: 2 SO: 3 BB: 4 IBB: 0 HBP: 0 BLK: 0 WP: 0 HR: 1 S: 63 P: 108 ERA: 0.00 WHIP: 1.200																			

AB	28
R	0
H	2
RBI	0
BB	2
SO	6
LOB	7



AB	29
R	5
H	6
RBI	5
BB	6
SO	3
LOB	13

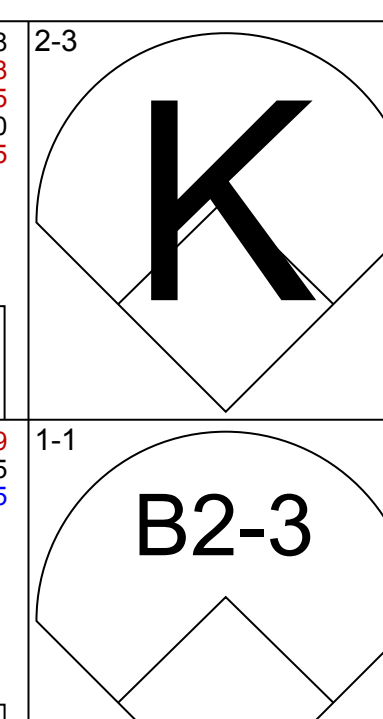
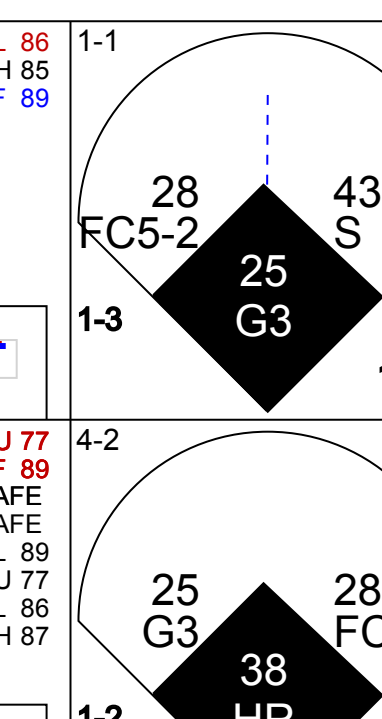
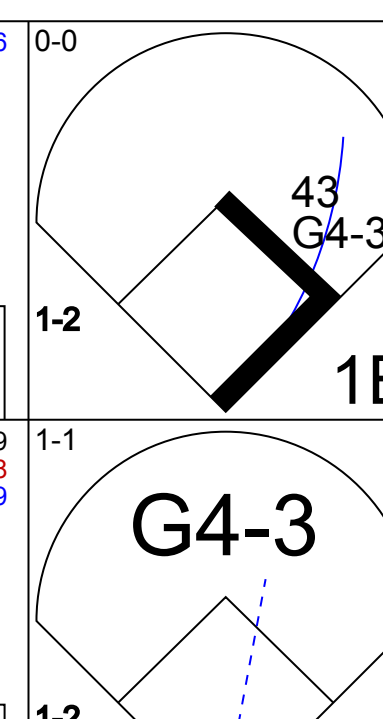
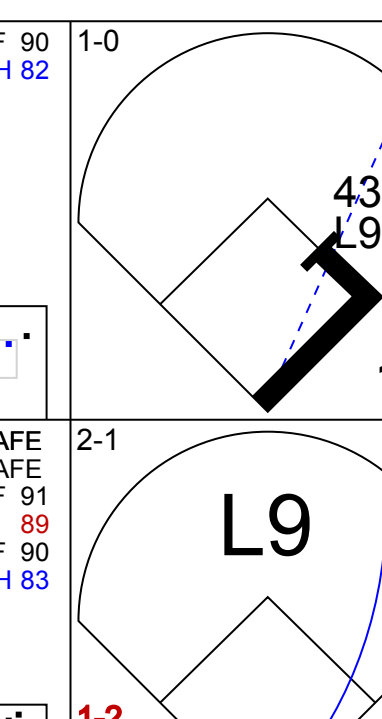
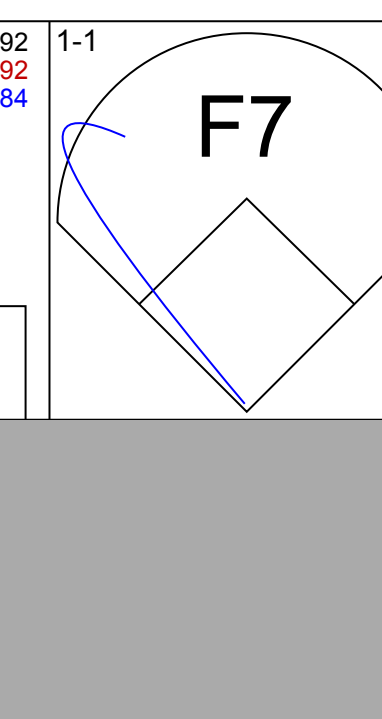
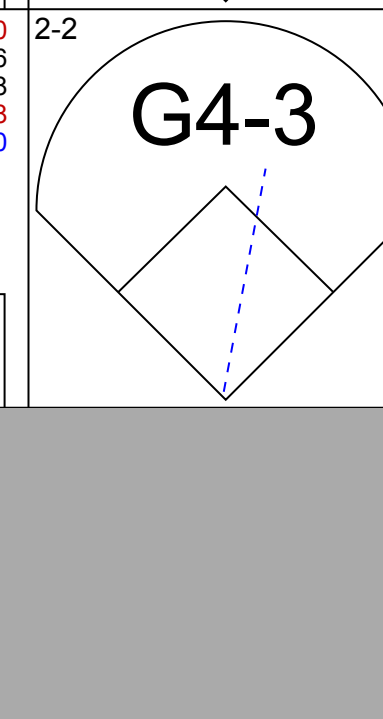
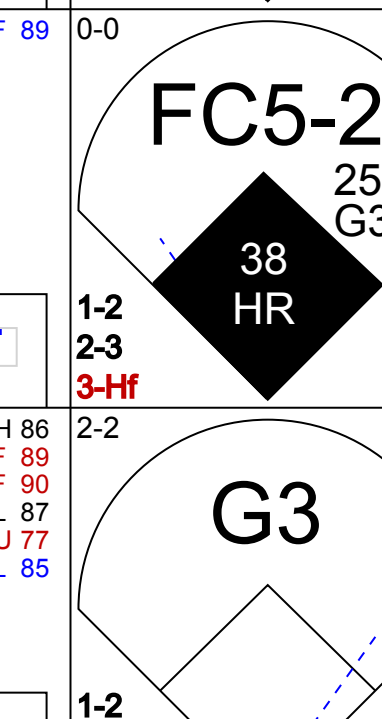
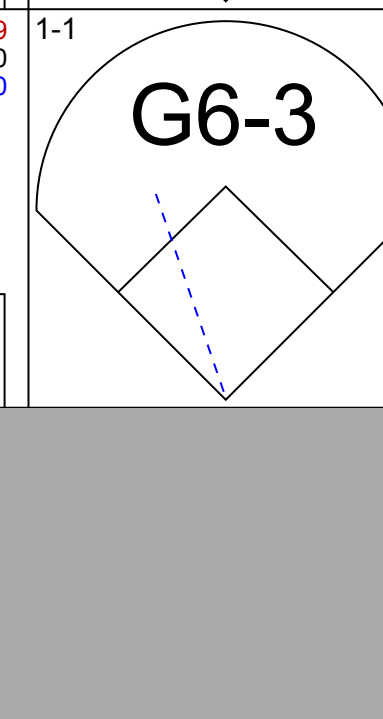

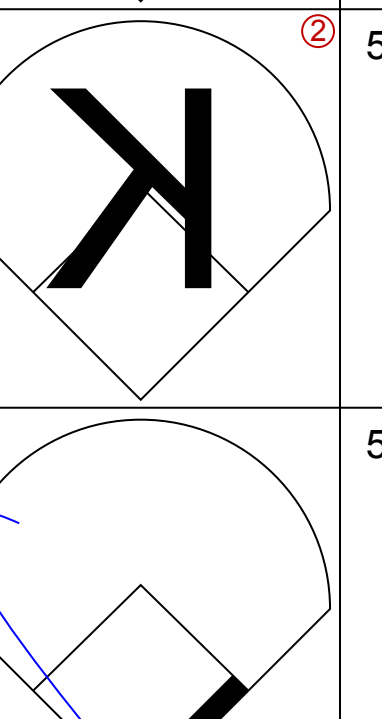

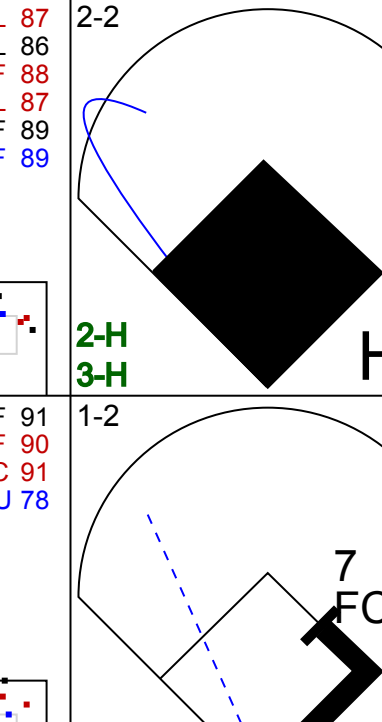

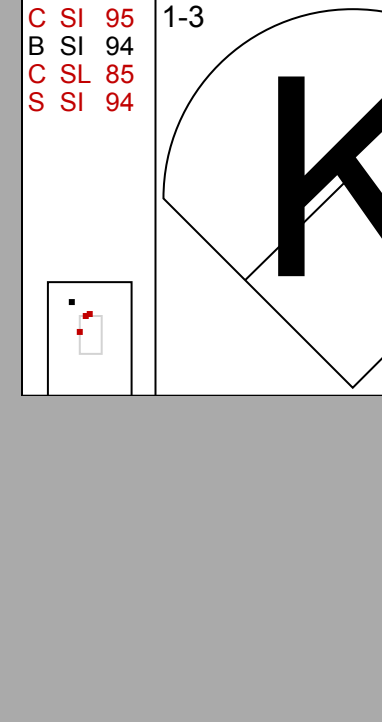
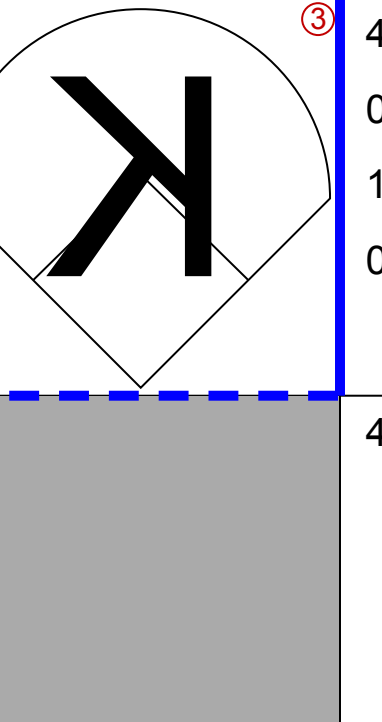
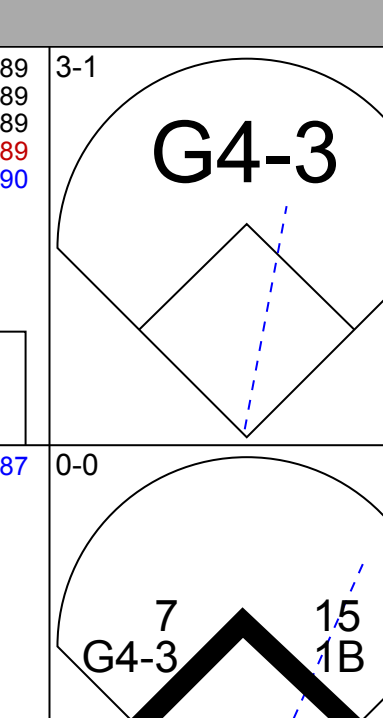
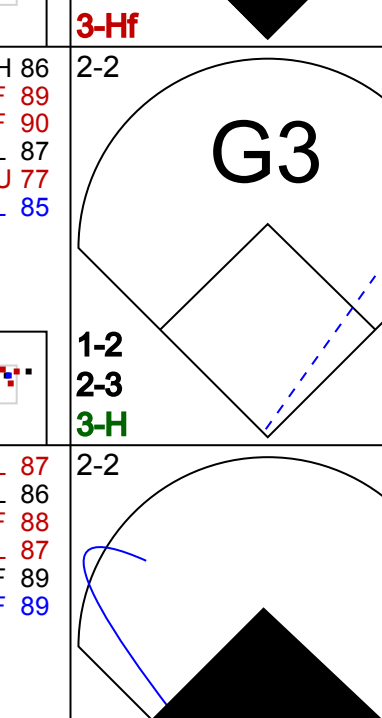
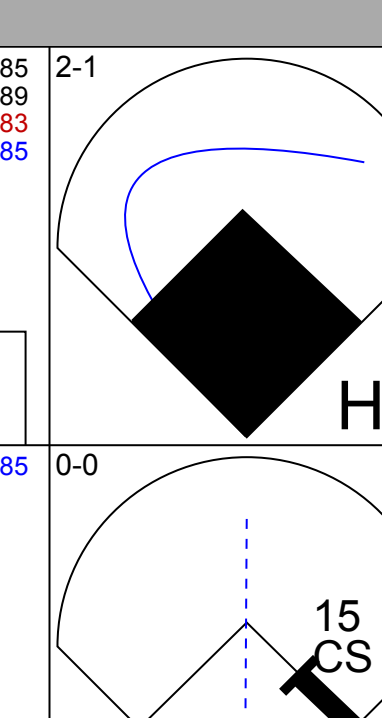
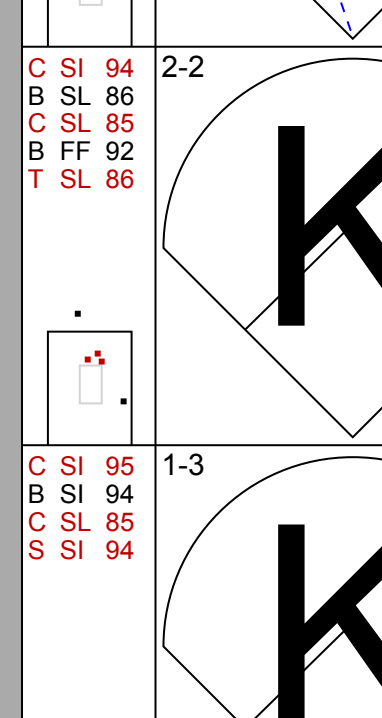
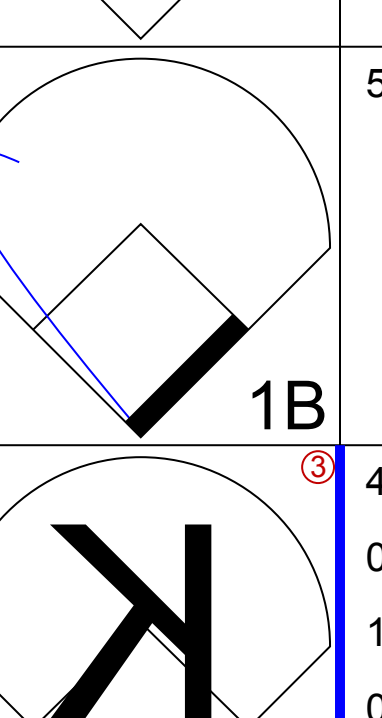
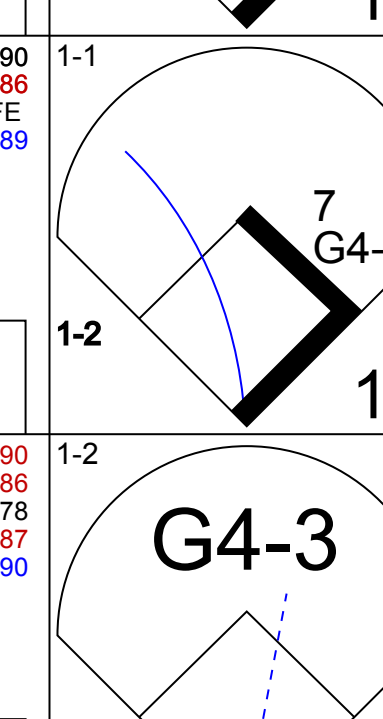
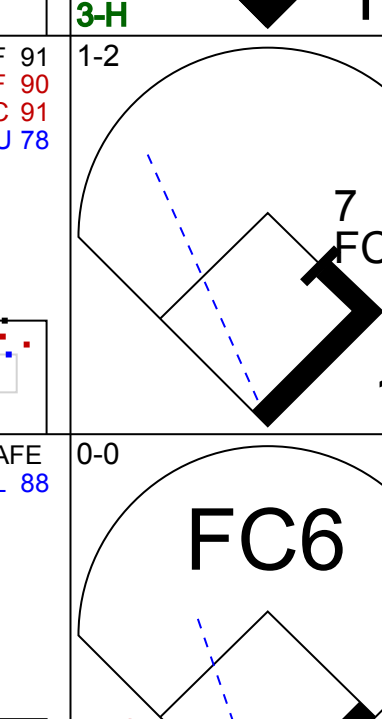
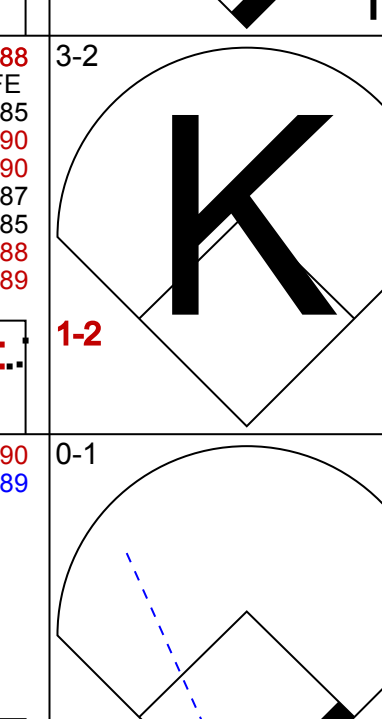


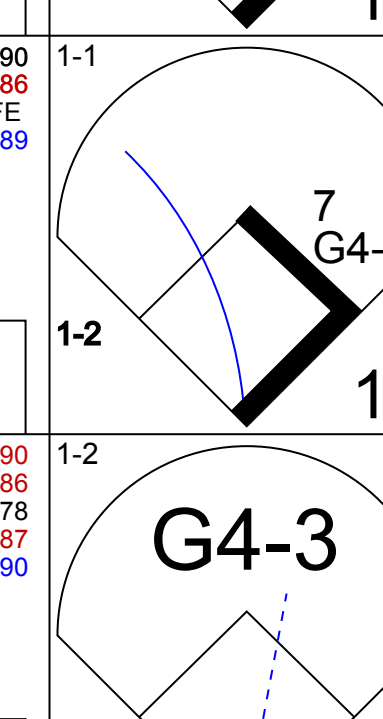
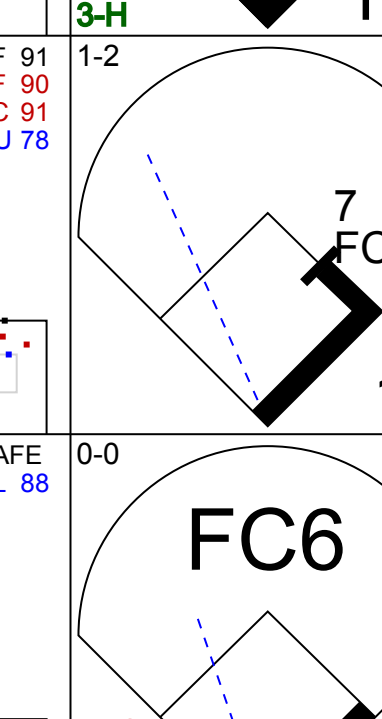
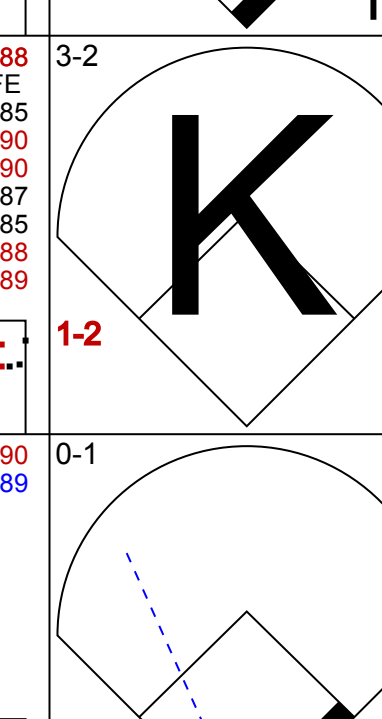
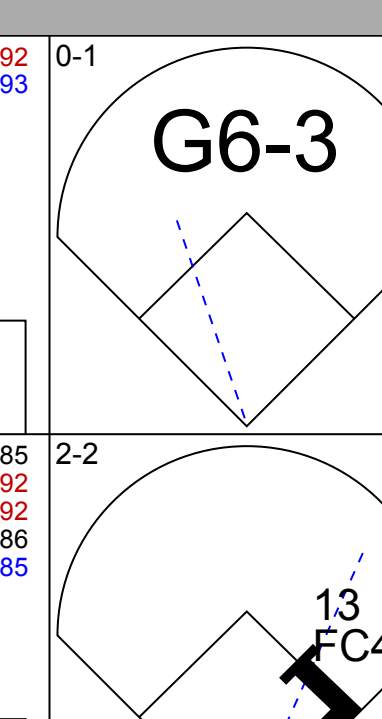
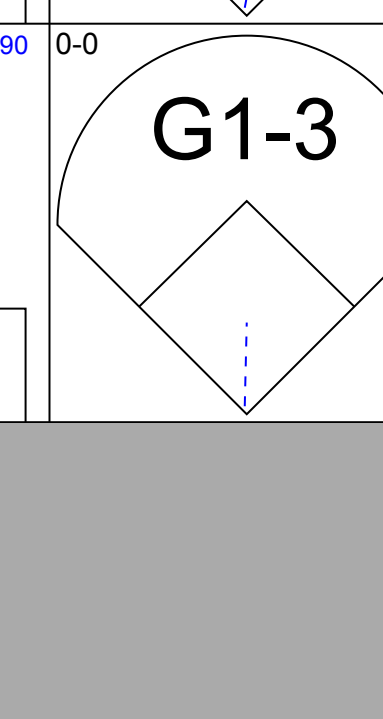
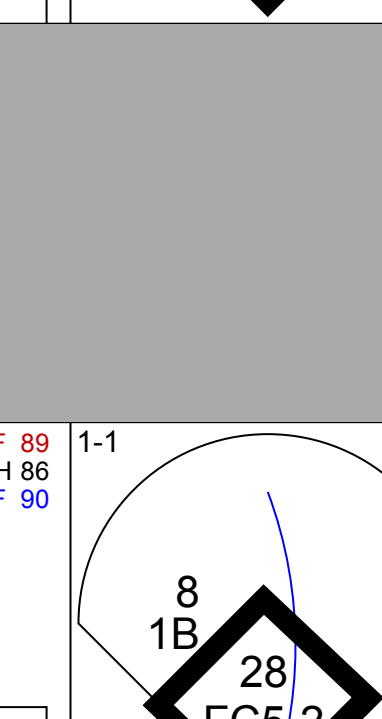
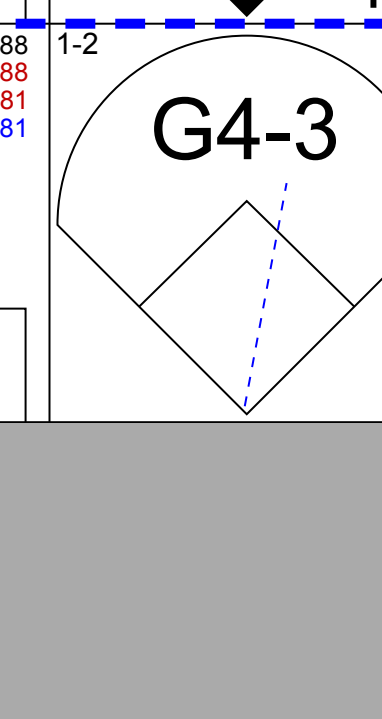
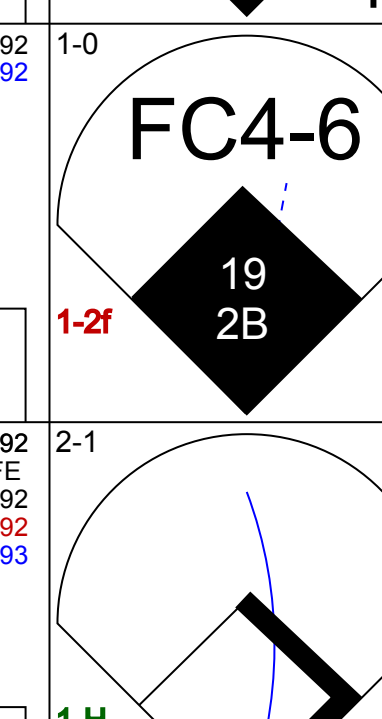
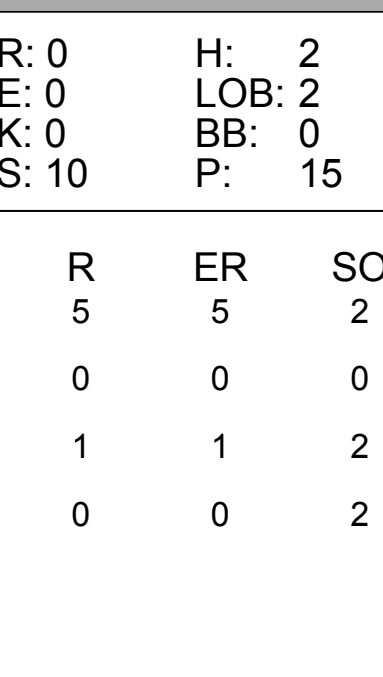
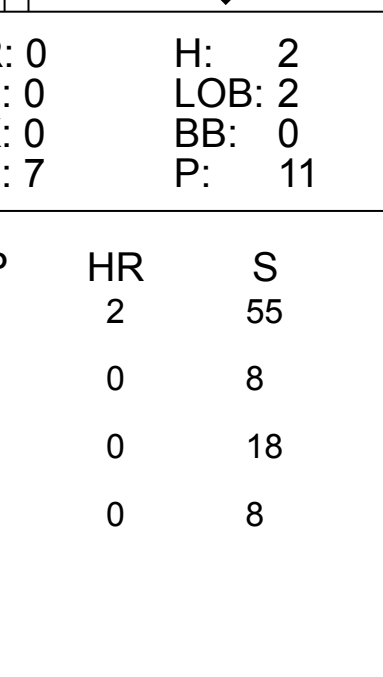
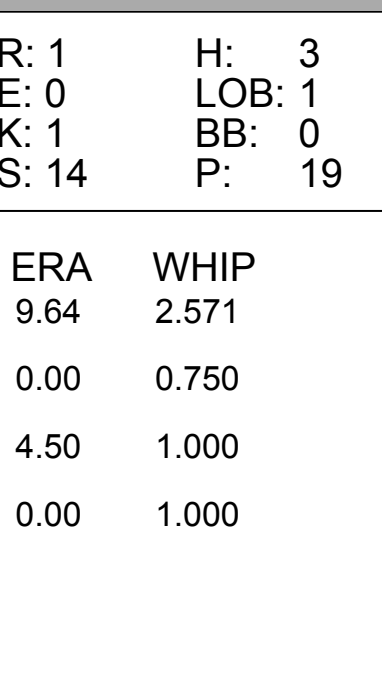
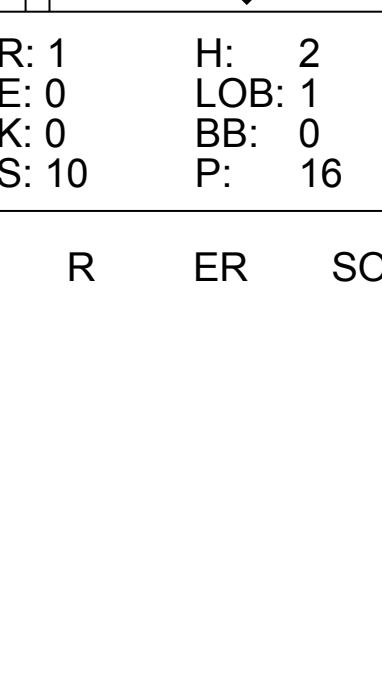
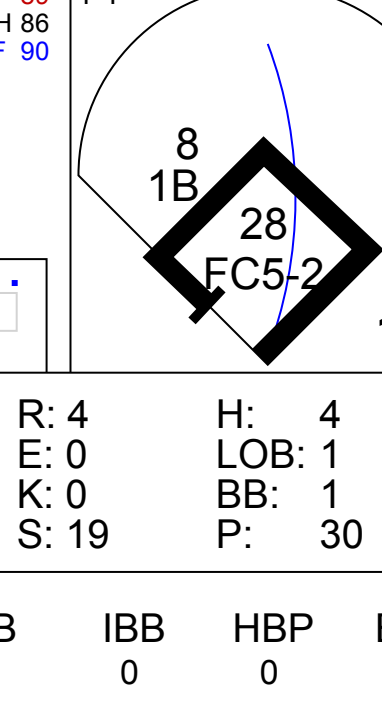
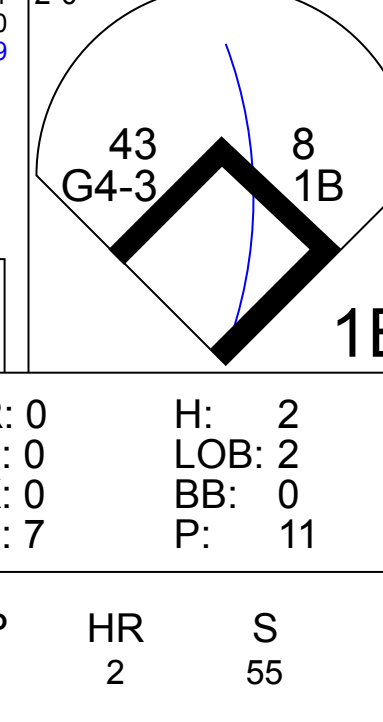
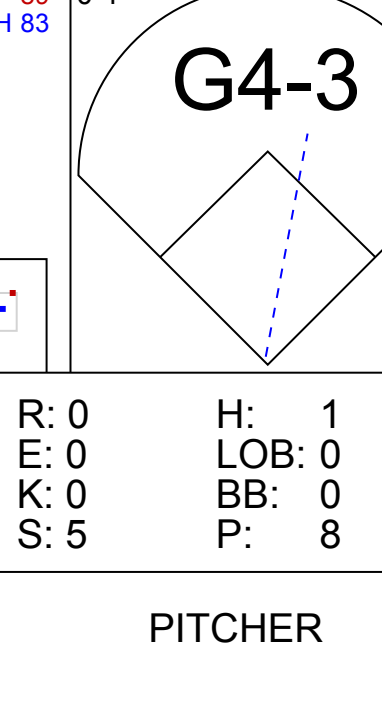
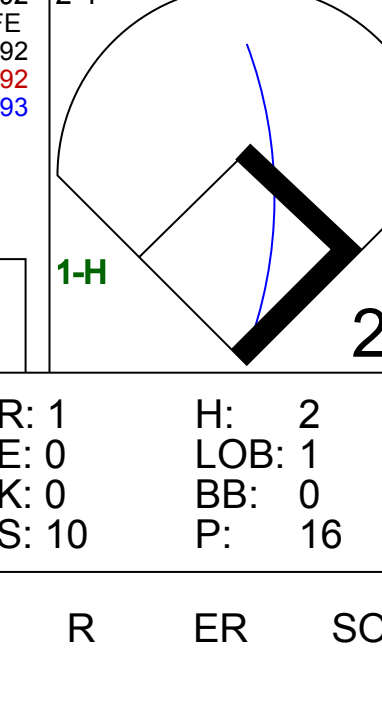




Batter	1	2	3	4	5	6	7	8	9	AB	R	H	RBI	BB	SO	LOB	TOP			
8 Danny Espinosa, S OBP: 0.347, SLG: 0.475			G4-3			L9		P3		4	0	0	0	0	1	0	Washington Nationals @ Pittsburgh Pirates PNC Park, Pittsburgh, PA Sat Apr 23 2011, 8:17 PM - 10:46 PM EDT Att: 18,262 - Cloudy - 67 F			
43 Rick Ankiel, L OBP: 0.313, SLG: 0.296								G6-3		3	0	1	0	1	1	0				
28 Jayson Werth, R OBP: 0.304, SLG: 0.490	F9					F9				3	1	1	1	1	0	1				
25 Adam LaRoche, L OBP: 0.333, SLG: 0.328						G3-1		G4-3		4	1	1	0	0	0	2				
3 Wilson Ramos, R OBP: 0.429, SLG: 0.432		G3-1								4	0	1	0	0	1	1				
38 Michael Morse, R OBP: 0.281, SLG: 0.240						G4-3				4	0	2	1	0	1	0				
6 Ian Desmond, R OBP: 0.253, SLG: 0.338										3	0	0	0	1	1	3				
15 Jerry Hairston, R OBP: 0.237, SLG: 0.265						G6-3				4	0	0	0	0	2	4				
61 Livan Hernandez, R (1,1)						G6-3				2	0	0	0	0	0	0				
12 Matt Stairs, L (7,PH)						G6-3				1	0	0	0	0	0	2				
55 Brian Broderick, R (7,1)										0	0	0	0	0	0	0				
23 Collin Balester, R (8,1)										0	0	0	0	0	0	0				
<b>Inning Stats</b>	R: 0 E: 0 K: 1 S: 6	H: 1 LOB: 0 BB: 0 P: 9	R: 1 E: 0 K: 0 S: 10	H: 2 LOB: 1 BB: 0 P: 18	R: 0 E: 0 K: 1 S: 8	H: 0 LOB: 0 BB: 0 P: 14	R: 1 E: 0 K: 1 S: 8	H: 1 LOB: 0 BB: 0 P: 9	R: 0 E: 0 K: 0 S: 5	H: 0 LOB: 0 BB: 0 P: 8	R: 0 E: 0 K: 0 S: 10	H: 2 LOB: 2 BB: 0 P: 16	R: 0 E: 0 K: 2 S: 11	H: 0 LOB: 1 BB: 1 P: 15	R: 0 E: 0 K: 2 S: 10	H: 0 LOB: 1 BB: 1 P: 17	1B: 3 2B: 2 3B: 0 HR: 1	SF: 0 SAC: 0 DP: 0 HBP: 0	WP: 2 PB: 0 SB: 1 CS: 0	PA: 35
<b>PITCHER</b>	IP WLS BF H R ER SO BB IBB HBP BLK WP HR S P ERA WHIP																			
27 Jeff Karstens, R (1,1)	6.0 W 24 6 2 2 3 1 0 0 0 0 1 1 51 85 3.00 1.167																			
30 Chris Resop, R (7,1)	1.0 3 0 0 0 2 0 0 0 0 0 0 0 7 10 0.00 0.000																			
97 Joe Beimel, L (8,1)	1.0 4 0 0 0 0 1 0 0 0 0 0 0 9 15 0.00 1.000																			
47 Evan Meek, R (9,1)	1.0 4 0 0 0 2 1 0 0 0 0 1 0 10 17 0.00 1.000																			

Batter	1	2	3	4	5	6	7	8	9	AB	R	H	RBI	BB	SO	LOB	BOTTOM			
22 Andrew McCutchen, R OBP: 0.354, SLG: 0.397						P3				2	3	1	0	2	0	0	Washington Nationals @ Pittsburgh Pirates PNC Park, Pittsburgh, PA Sat Apr 23 2011, 8:17 PM - 10:46 PM EDT Att: 18,262 - Cloudy - 67 F			
31 Jose Tabata, R OBP: 0.389, SLG: 0.474										2	1	2	1	1	0	0				
37 Lyle Overbay, L OBP: 0.333, SLG: 0.360										4	1	2	2	0	0	1				
18 Neil Walker, S (1,4)										3	0	0	0	1	1	3				
46 Garrett Jones, L (1,9)										4	1	1	1	0	0	1				
41 Ryan Doumit, S (1,2)										4	1	1	1	0	0	0				
24 Pedro Alvarez, L (1,5)										4	0	0	1	0	1	1				
5 Ronny Cedeno, R (1,6)										4	0	2	1	0	0	0				
27 Jeff Karstens, R (1,1)										3	0	0	0	0	1	2				
30 Chris Resop, R (7,1)										0	0	0	0	0	0	0				
97 Joe Beimel, L (8,1)										0	0	0	0	0	0	0				
14 John Bowker, L (8,PH)										1	0	0	0	0	0	0				
47 Evan Meek, R (9,1)										0	0	0	0	0	0	0				
<b>Inning Stats</b>	R: 5 E: 0 K: 2 S: 23	H: 6 LOB: 1 BB: 0 P: 33	R: 1 E: 0 K: 0 S: 9	H: 0 LOB: 1 BB: 2 P: 21	R: 0 E: 0 K: 0 S: 9	H: 1 LOB: 1 BB: 0 P: 12	R: 0 E: 0 K: 0 S: 9	H: 1 LOB: 1 BB: 0 P: 10	R: 0 E: 0 K: 0 S: 9	H: 0 LOB: 0 BB: 0 P: 11	R: 1 E: 0 K: 0 S: 11	H: 1 LOB: 2 BB: 2 P: 23	R: 0 E: 0 K: 0 S: 4	H: 0 LOB: 0 BB: 0 P: 8	R: 0 E: 0 K: 1 S: 6	H: 0 LOB: 0 BB: 0 P: 8	1B: 6 2B: 3 3B: 0 HR: 0	SF: 1 SAC: 0 DP: 0 HBP: 0	WP: 0 PB: 0 SB: 3 CS: 1	PA: 36
<b>PITCHER</b>	IP WLS BF H R ER SO BB IBB HBP BLK WP HR S P ERA WHIP																			
61 Livan Hernandez, R (1,1)	6.0 L 30 9 7 4 2 4 0 0 0 0 0 0 4 8 6.00 2.167																			
55 Brian Broderick, R (7,1)	1.0 3 0 0 0 0 0 0 0 0 0 0 0 4 8 0.00 0.000																			
23 Collin Balester, R (8,1)	1.0 3 0 0 0 1 0 0 0 0 0 0 0 6 8 0.00 0.000																			

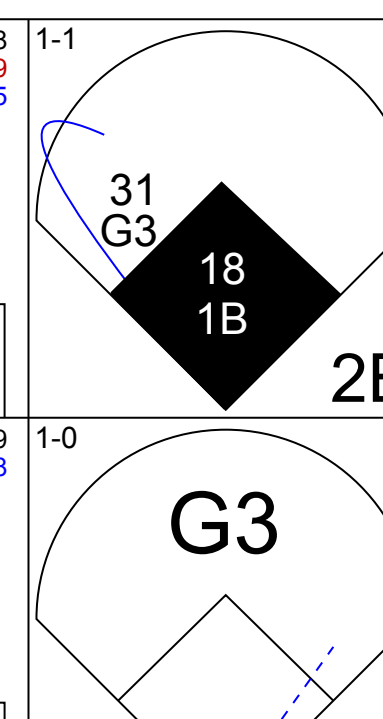
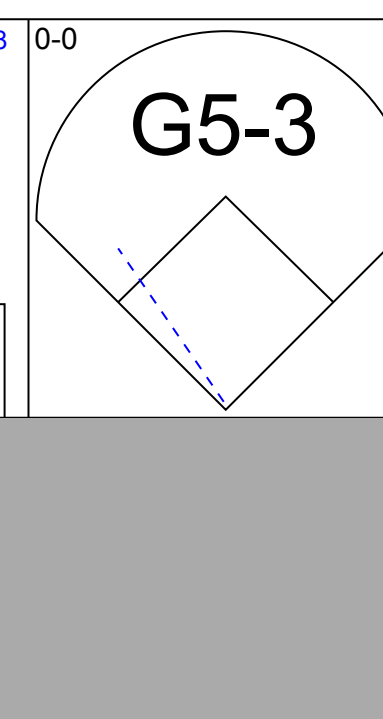
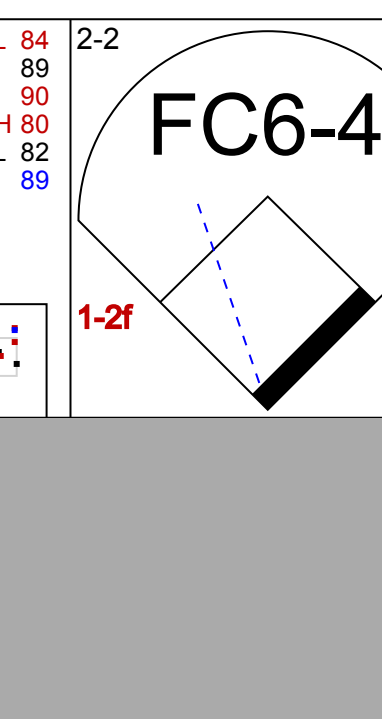
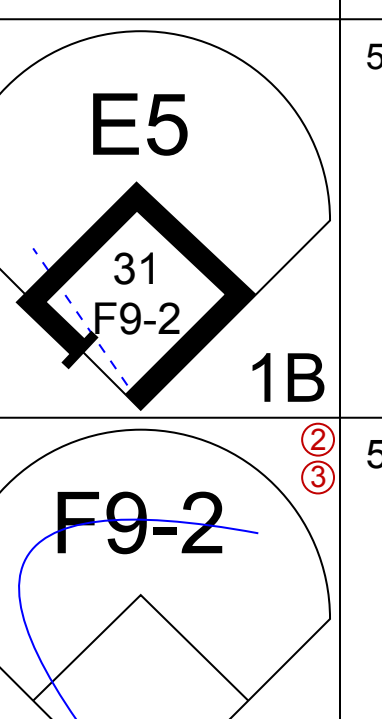
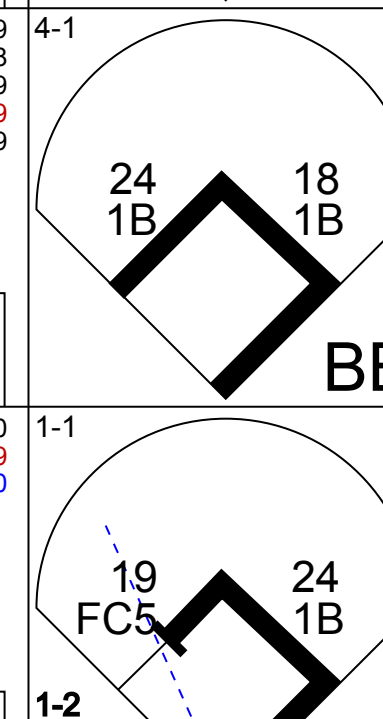
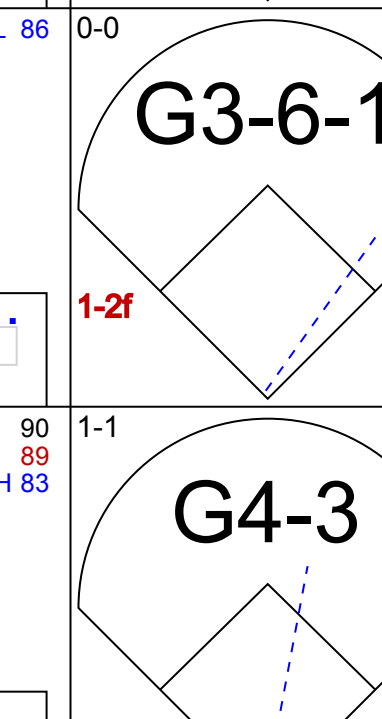
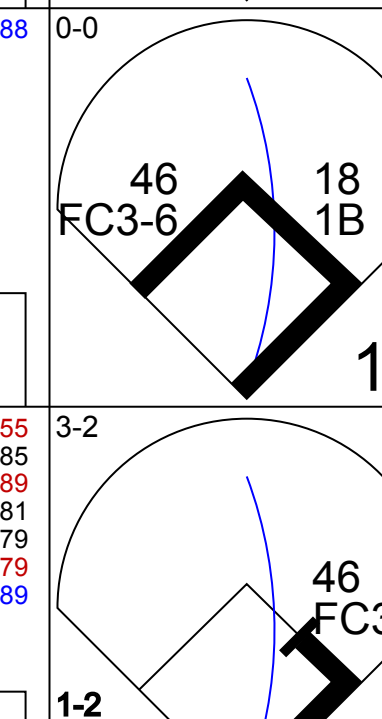
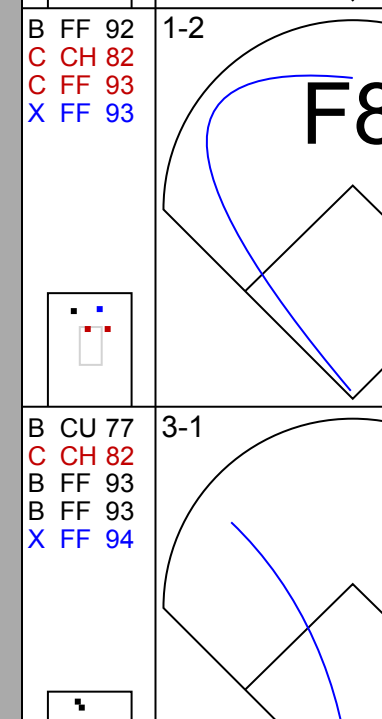

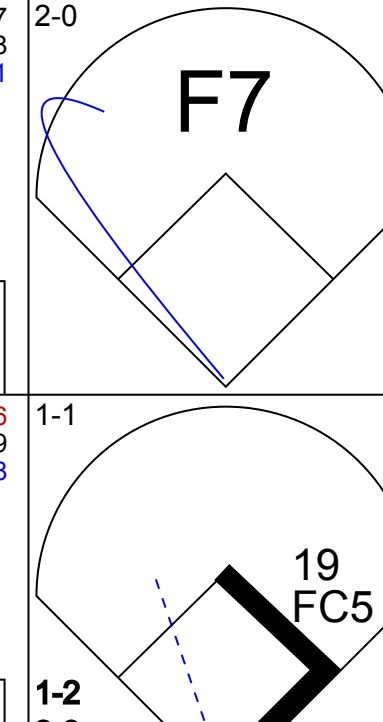

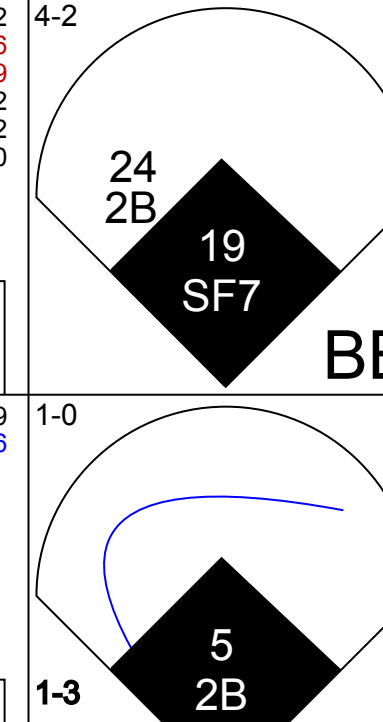
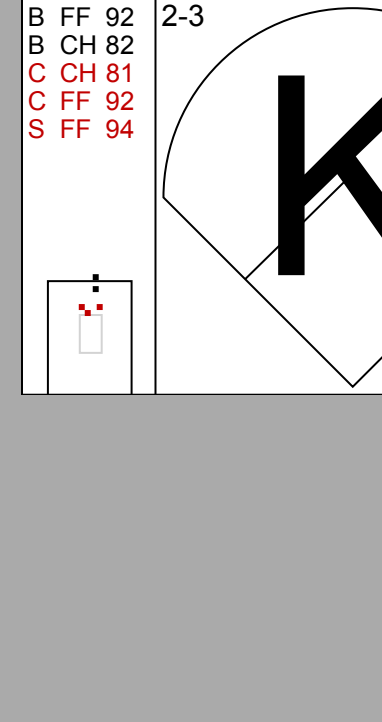
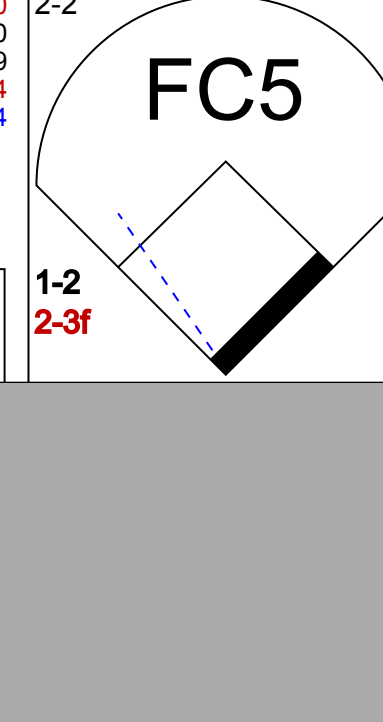

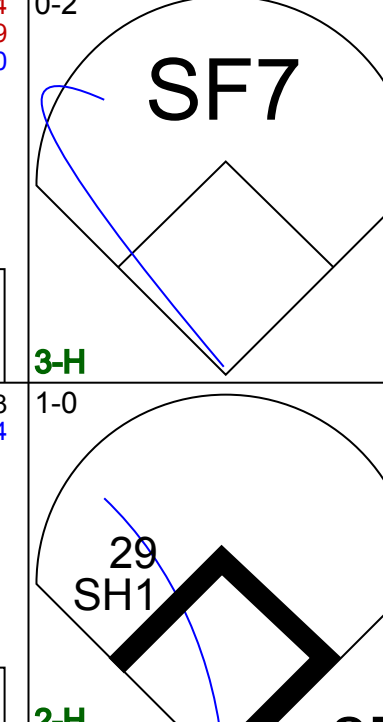


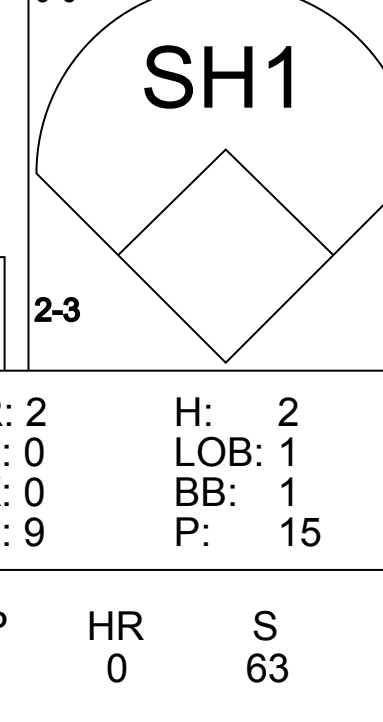
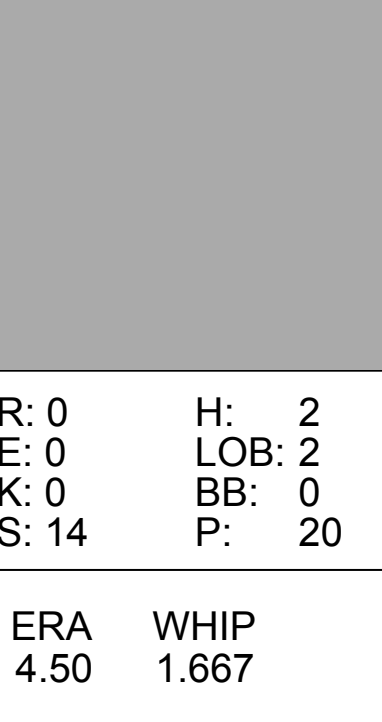
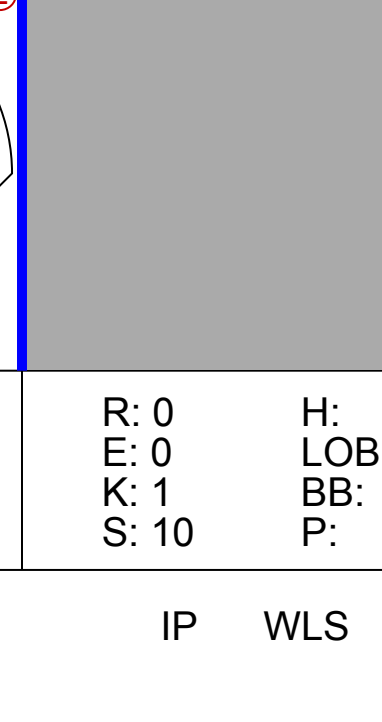







Batter	1	2	3	4	5	6	7	8	9	AB	R	H	RBI	BB	SO	LOB	TOP						
8 Danny Espinosa, S OBP: 0.364, SLG: 0.484										5	1	3	0	0	1	1							
43 Rick Ankiel, L OBP: 0.306, SLG: 0.280										4	1	0	0	1	0	3							
28 Jayson Werth, R OBP: 0.286, SLG: 0.373										5	1	0	0	0	1	5							
25 Adam LaRoche, L OBP: 0.311, SLG: 0.379										5	1	2	2	0	1	2							
38 Michael Morse, R OBP: 0.311, SLG: 0.333										4	1	3	3	0	1	0							
36 Tyler Clippard, R										0	0	0	0	0	0	0							
12 Matt Stairs, L (9, PH)										1	0	0	0	0	1	1							
22 Drew Storen, S (9, 1)										0	0	0	0	0	0	0							
15 Jerry Hairston, R OBP: 0.262, SLG: 0.289										4	0	2	0	0	1	1							
7 Ivan Rodriguez, R OBP: 0.237, SLG: 0.333										4	0	2	0	0	0	3							
13 Alex Cora, L OBP: 0.200, SLG: 0.111										4	1	0	0	0	0	4							
21 Jason Marquis, L OBP: 0.400, SLG: 0.400										3	0	2	0	0	0	0							
19 Laynce Nix, L OBP: 0.323, SLG: 0.533										1	0	1	1	0	0	0							
<b>Inning Stats</b>	R: 0 E: 0 K: 1 S: 8	H: 0 LOB: 0 BB: 0 P: 13	R: 0 E: 0 K: 0 S: 10	H: 2 LOB: 2 BB: 0 P: 15	R: 4 E: 0 K: 0 S: 19	H: 4 LOB: 1 BB: 1 P: 30	R: 0 E: 0 K: 0 S: 7	H: 2 LOB: 2 BB: 0 P: 11	R: 1 E: 0 K: 1 S: 14	H: 3 LOB: 1 BB: 0 P: 19	R: 0 E: 0 K: 0 S: 5	H: 1 LOB: 0 BB: 0 P: 8	R: 0 E: 0 K: 2 S: 8	H: 0 LOB: 0 BB: 0 P: 12	R: 1 E: 0 K: 0 S: 10	H: 2 LOB: 1 BB: 0 P: 16	R: 0 E: 0 K: 2 S: 8	H: 1 LOB: 1 BB: 0 P: 15	1B: 12 2B: 1 3B: 0 HR: 2	SF: 0 SAC: 0 DP: 0 HBP: 0	WP: 0 PB: 0 CS: 1	PA: 41	
<b>PITCHER</b>	IP WLS BF H R ER SO BB IBB HBP BLK WP HR S P ERA WHIP	IP WLS BF H R ER SO BB IBB HBP BLK WP HR S P ERA WHIP	IP WLS BF H R ER SO BB IBB HBP BLK WP HR S P ERA WHIP	IP WLS BF H R ER SO BB IBB HBP BLK WP HR S P ERA WHIP	IP WLS BF H R ER SO BB IBB HBP BLK WP HR S P ERA WHIP	IP WLS BF H R ER SO BB IBB HBP BLK WP HR S P ERA WHIP	IP WLS BF H R ER SO BB IBB HBP BLK WP HR S P ERA WHIP	IP WLS BF H R ER SO BB IBB HBP BLK WP HR S P ERA WHIP	IP WLS BF H R ER SO BB IBB HBP BLK WP HR S P ERA WHIP	IP WLS BF H R ER SO BB IBB HBP BLK WP HR S P ERA WHIP	IP WLS BF H R ER SO BB IBB HBP BLK WP HR S P ERA WHIP	IP WLS BF H R ER SO BB IBB HBP BLK WP HR S P ERA WHIP	IP WLS BF H R ER SO BB IBB HBP BLK WP HR S P ERA WHIP	IP WLS BF H R ER SO BB IBB HBP BLK WP HR S P ERA WHIP	IP WLS BF H R ER SO BB IBB HBP BLK WP HR S P ERA WHIP	IP WLS BF H R ER SO BB IBB HBP BLK WP HR S P ERA WHIP	IP WLS BF H R ER SO BB IBB HBP BLK WP HR S P ERA WHIP	IP WLS BF H R ER SO BB IBB HBP BLK WP HR S P ERA WHIP	IP WLS BF H R ER SO BB IBB HBP BLK WP HR S P ERA WHIP	IP WLS BF H R ER SO BB IBB HBP BLK WP HR S P ERA WHIP	IP WLS BF H R ER SO BB IBB HBP BLK WP HR S P ERA WHIP	IP WLS BF H R ER SO BB IBB HBP BLK WP HR S P ERA WHIP	IP WLS BF H R ER SO BB IBB HBP BLK WP HR S P ERA WHIP

Washington Nationals @ Pittsburgh Pirates  
PNC Park, Pittsburgh, PA  
Sun Apr 24 2011, 1:37 PM - 4:35 PM EDT  
Att. 9,520 - Overcast - 65 F

AB	40
R	6
H	15
RBI	6
BB	1
SO	6
LOB	20



Batter	1	2	3	4	5	6	7	8	9	AB	R	H	RBI	BB	SO	LOB	BOTTOM							
22 Andrew McCutchen, R OBP: 0.356, SLG: 0.411										5	1	2	0	0	1	2								
31 Jose Tabata, R OBP: 0.379, SLG: 0.457										5	0	1	0	0	0	2								
37 Lyle Overbay, L OBP: 0.341, SLG: 0.359										3	0	1	0	1	0	1								
18 Neil Walker, S OBP: 0.356, SLG: 0.443										4	0	3	1	0	0	0								
46 Garrett Jones, L OBP: 0.369, SLG: 0.426										3	1	0	0	1	1	5								
24 Pedro Alvarez, L OBP: 0.275, SLG: 0.311										4	1	2	0	0	1	2								
19 Chris Snyder, R OBP: 0.407, SLG: 0.435										3	0	1	1	0	0	3								
5 Ronny Cedeno, R OBP: 0.235, SLG: 0.246										4	0	1	1	0	0	2								
29 Kevin Correia, R										1	0	0	0	0	0	0								
25 Daniel McCutchen, R										0	0	0	0	0	0	0								
14 John Bowker, L (6, PH)										1	0	0	0	0	1	1								
60 Michael Crotta, R										0	0	0	0	0	0	0								
43 Jose Veras, R										0	0	0	0	0	0	0								
23 Matt Diaz, R (6, PH)										1	0	0	0	0	1	0								
<b>Inning Stats</b>	R: 1 E: 0 K: 0 S: 12	H: 3 LOB: 3 BB: 1 P: 24	R: 0 E: 0 K: 1 S: 10	H: 0 LOB: 0 BB: 0 P: 12	R: 0 E: 0 K: 0 S: 6	H: 1 LOB: 0 BB: 0 P: 10	R: 2 E: 0 K: 0 S: 9	H: 2 LOB: 1 BB: 1 P: 15	R: 0 E: 0 K: 1 S: 14	H: 2 LOB: 2 BB: 0 P: 20	R: 0 E: 1 K: 1 S: 12	H: 0 LOB: 1 BB: 0 P: 19	R: 0 E: 0 K: 1 S: 10	H: 1 LOB: 1 BB: 0 P: 17	R: 0 E: 0 K: 1 S: 6	H: 1 LOB: 0 BB: 0 P: 8	R: 0 E: 1 K: 1 S: 10	H: 1 LOB: 0 BB: 0 P: 14	1B: 8 2B: 4 3B: 0 HR: 0	SF: 1 SAC: 1 DP: 3 HBP: 0	WP: 0 PB: 0 CS: 0	PA: 38		
<b>PITCHER</b>	IP WLS BF H R ER SO BB IBB HBP BLK WP HR S P ERA WHIP	IP WLS BF H R ER SO BB IBB HBP BLK WP HR S P ERA WHIP	IP WLS BF H R ER SO BB IBB HBP BLK WP HR S P ERA WHIP	IP WLS BF H R ER SO BB IBB HBP BLK WP HR S P ERA WHIP	IP WLS BF H R ER SO BB IBB HBP BLK WP HR S P ERA WHIP	IP WLS BF H R ER SO BB IBB HBP BLK WP HR S P ERA WHIP	IP WLS BF H R ER SO BB IBB HBP BLK WP HR S P ERA WHIP	IP WLS BF H R ER SO BB IBB HBP BLK WP HR S P ERA WHIP	IP WLS BF H R ER SO BB IBB HBP BLK WP HR S P ERA WHIP	IP WLS BF H R ER SO BB IBB HBP BLK WP HR S P ERA WHIP	IP WLS BF H R ER SO BB IBB HBP BLK WP HR S P ERA WHIP	IP WLS BF H R ER SO BB IBB HBP BLK WP HR S P ERA WHIP	IP WLS BF H R ER SO BB IBB HBP BLK WP HR S P ERA WHIP	IP WLS BF H R ER SO BB IBB HBP BLK WP HR S P ERA WHIP	IP WLS BF H R ER SO BB IBB HBP BLK WP HR S P ERA WHIP	IP WLS BF H R ER SO BB IBB HBP BLK WP HR S P ERA WHIP	IP WLS BF H R ER SO BB IBB HBP BLK WP HR S P ERA WHIP	IP WLS BF H R ER SO BB IBB HBP BLK WP HR S P ERA WHIP	IP WLS BF H R ER SO BB IBB HBP BLK WP HR S P ERA WHIP	IP WLS BF H R ER SO BB IBB HBP BLK WP HR S P ERA WHIP	IP WLS BF H R ER SO BB IBB HBP BLK WP HR S P ERA WHIP	IP WLS BF H R ER SO BB IBB HBP BLK WP HR S P ERA WHIP	IP WLS BF H R ER SO BB IBB HBP BLK WP HR S P ERA WHIP	IP WLS BF H R ER SO BB IBB HBP BLK WP HR S P ERA WHIP

Washington Nationals @ Pittsburgh Pirates  
PNC Park, Pittsburgh, PA  
Sun Apr 24 2011, 1:37 PM - 4:35 PM EDT  
Att. 9,520 - Overcast - 65 F


AB	34
R	3
H	11
RBI	3
BB	2
SO	5
LOB	18










Batter	1	2	3	4	5	6	7	8	9	AB	R	H	RBI	BB	SO	LOB	TOP					
7 José Reyes, S OBP: 0.352, SLG: 0.441	G3-1	F8			G4-3	F8			SH2-3	4	0	1	0	0	0	3	<p><b>New York Mets @ Washington Nationals</b> Nationals Park, Washington, DC Tue Apr 26 2011, 7:07 PM - 9:59 PM EDT Att: 14,603 - Cloudy - 82 F</p> <p>livebaseballscorecards.com</p> <p>AB 35 R 6 H 12 RBI 6 BB 1 SO 3 LOB 16</p> 					
28 Daniel Murphy, L OBP: 0.333, SLG: 0.442 75 Francisco Rodríguez, R (9, 1)	1B		G4-3		G4-3	P6			HBP	4	1	2	0	0	0	1						
5 David Wright, R OBP: 0.333, SLG: 0.483	K		G4-3		G6-3				G1-4-3	5	0	0	1	0	2	4						
15 Carlos Beltrán, S OBP: 0.357, SLG: 0.513	F8		E9						P4	5	0	1	1	0	1	3						
44 Jason Bay, R OBP: 0.429, SLG: 0.632		G5-3							G6-3	4	2	2	0	0	0	1						
Ike Davis, L OBP: 0.421, SLG: 0.600		G3-1								4	2	3	0	0	0	1						
30 Josh Thole, L OBP: 0.268, SLG: 0.273		G6-3							G4-6-3	4	0	1	3	0	0	2						
20 Jason Pridie, L OBP: 0.313, SLG: 0.467		G4-3							P5	4	1	2	0	0	0	1						
55 Chris Young, R OBP: 0.425, SLG: 0.492 18 Ryota Igarashi, R ERA: 4.55 12 Scott Hairston, R OBP: 0.333, SLG: 0.509 33 Taylor Buchholz, R ERA: 1.38 45 Jason Istringhausen, R ERA: 1.38 22 Willie Harris, L OBP: 0.333, SLG: 0.509 25 Chin-Lung Hui, R OBP: 0.333, SLG: 0.509	SH3-4		L8						G1-4-3	1	0	0	1	0	0	0						
									HBP	0	0	0	0	0	0	0						
<b>Inning Stats</b>	R: 0 E: 0 K: 1 S: 8	H: 1 LOB: 0 BB: 0 P: 12	R: 2 E: 0 K: 0 S: 10	H: 3 LOB: 1 BB: 0 P: 14	R: 1 E: 1 K: 0 S: 10	H: 2 LOB: 0 BB: 0 P: 11	R: 0 E: 0 K: 0 S: 10	H: 0 LOB: 0 BB: 0 P: 15	R: 0 E: 0 K: 0 S: 8	H: 1 LOB: 2 BB: 1 P: 14	R: 2 E: 0 K: 0 S: 15	H: 3 LOB: 2 BB: 1 P: 22	R: 0 E: 0 K: 2 S: 9	H: 0 LOB: 0 BB: 0 P: 11	R: 0 E: 0 K: 0 S: 7	H: 1 LOB: 1 BB: 0 P: 12	R: 1 E: 0 K: 0 S: 8	H: 1 LOB: 2 BB: 0 P: 13	1B: 8 2B: 4 3B: 0 HR: 0	SF: 0 SAC: 2 DP: 1 HBP: 2	WP: 0 PB: 0 SB: 0 CS: 0	PA: 40
<b>PITCHER</b>	IP WLS BF H R ER SO BB IBB HBP BLK WP HR S P ERA WHIP																					
27 Jordan Zimmermann, R ERA: 4.55	5.1 L 24 9 5 5 1 0 0 0 0 0 0 0 0 53 73 8.44 1.688																					
45 Doug Stuten, L ERA: 4.28	0.1 2 1 0 0 0 2 1 0 0 0 0 0 0 5 7 0.00 3.000																					
60 Todd Coffey, R ERA: 4.28	1.1 5 0 0 0 2 1 0 0 0 0 0 0 0 12 19 0.00 0.750																					
55 Brian Broderick, R ERA: 7.56	1.0 4 2 1 1 0 0 0 0 0 0 0 0 0 8 13 9.00 2.000																					
17 Sean Burnett, L ERA: 2.61	1.0 5 0 0 0 0 0 0 0 2 0 0 0 0 7 12 0.00 0.000																					

Batter	1	2	3	4	5	6	7	8	9	AB	R	H	RBI	BB	SO	LOB	BOTTOM					
8 Danny Espinosa, S OBP: 0.337, SLG: 0.431	P4		K		F8				G5-3	4	0	0	0	1	2	3	<p><b>New York Mets @ Washington Nationals</b> Nationals Park, Washington, DC Tue Apr 26 2011, 7:07 PM - 9:59 PM EDT Att: 14,603 - Cloudy - 82 F</p> <p>livebaseballscorecards.com</p> <p>AB 33 R 4 H 8 RBI 4 BB 2 SO 6 LOB 14</p> 					
43 Rick Ankiel, L OBP: 0.300, SLG: 0.275	P4		K		F8					4	1	1	0	0	1	3						
28 Jayson Werth, R OBP: 0.304, SLG: 0.427	P3								F9	4	1	1	1	0	1	3						
25 Adam LaRoche, L OBP: 0.329, SLG: 0.356	F7				F9				G4-3	4	0	0	0	0	0	1						
3 Wilson Ramos, R OBP: 0.440, SLG: 0.578									G4-3	4	2	3	3	0	1	0						
38 Michael Morse, R OBP: 0.275, SLG: 0.290										4	0	0	0	0	0	1						
15 Jerry Hairston, R OBP: 0.286, SLG: 0.295	P2				F7					4	0	2	0	0	0	0						
13 Alex Cora, L OBP: 0.219, SLG: 0.172 12 Matt Stairs, L (9, PH)			SH1-4						SH5-3	2	0	1	0	0	1	0						
27 Jordan Zimmermann, R ERA: 4.55 45 Doug Stuten, L ERA: 3.86 60 Todd Coffey, R ERA: 1.38 19 Laynce Nix, L OBP: 0.333, SLG: 0.509 55 Brian Broderick, R ERA: 2.7 17 Sean Burnett, L ERA: 2.61 2 Roger Bernadina, L			SH1-4							0	0	0	0	1	0	0						
										0	0	0	0	0	0	0						
<b>Inning Stats</b>	R: 0 E: 0 K: 0 S: 11	H: 0 LOB: 0 BB: 0 P: 17	R: 1 E: 0 K: 0 S: 8	H: 1 LOB: 0 BB: 0 P: 10	R: 0 E: 0 K: 2 S: 10	H: 1 LOB: 1 BB: 0 P: 14	R: 2 E: 0 K: 0 S: 13	H: 2 LOB: 0 BB: 0 P: 25	R: 0 E: 0 K: 2 S: 14	H: 0 LOB: 2 BB: 2 P: 26	R: 0 E: 0 K: 1 S: 5	H: 0 LOB: 0 BB: 0 P: 8	R: 0 E: 0 K: 1 S: 6	H: 1 LOB: 1 BB: 0 P: 7	R: 1 E: 0 K: 0 S: 10	H: 2 LOB: 1 BB: 0 P: 15	R: 0 E: 0 K: 0 S: 13	H: 1 LOB: 1 BB: 0 P: 19	1B: 4 2B: 1 3B: 0 HR: 3	SF: 0 SAC: 2 DP: 0 HBP: 0	WP: 0 PB: 1 SB: 0 CS: 0	PA: 37
<b>PITCHER</b>	IP WLS BF H R ER SO BB IBB HBP BLK WP HR S P ERA WHIP																					
55 Chris Young, R ERA: 2.65	4.2 20 4 3 3 3 2 0 0 0 0 0 0 0 53 88 5.79 1.286																					
18 Ryota Igarashi, R ERA: 3.86	0.1 W 1 0 0 0 1 0 0 0 0 0 0 0 3 4 0.00 0.000																					
33 Taylor Buchholz, R ERA: 1.38	2.0 H 7 1 0 0 2 0 0 0 0 0 0 0 11 15 0.00 0.500																					
45 Jason Istringhausen, R ERA: 1.38	1.0 H 5 2 1 1 0 0 0 0 0 0 0 0 10 15 9.00 2.000																					
75 Francisco Rodríguez, R ERA: 2.08	1.0 S 4 1 0 0 0 0 0 0 0 0 0 0 13 19 0.00 1.000																					



Batter	1	2	3	4	5	6	7	8	9	AB	R	H	RBI	BB	SO	LOB	TOP									
7 José Reyes, S OBP: 0.354, SLG: 0.443										4	1	1	0	1	1	1	<b>New York Mets @ Washington Nationals</b> Nationals Park, Washington, DC Wed Apr 27 2011, 7:52 PM - 10:38 PM EDT Att: 13,568 - Cloudy - 73 F									
2 Justin Turner, R OBP: 0.308, SLG: 0.385										3	0	1	1	0	0	0										
28 Daniel Murphy, L OBP: 0.383, SLG: 0.537										2	1	2	3	0	0	0										
20 Jason Pridie, L OBP: 0.313, SLG: 0.467										4	0	1	0	1	2	2										
5 David Wright, R OBP: 0.336, SLG: 0.473										3	0	0	0	1	1	2										
15 Carlos Beltrán, S OBP: 0.352, SLG: 0.494										4	1	2	0	0	1	1										
44 Jason Bay, R OBP: 0.440, SLG: 0.609										4	1	2	0	0	1	1										
Ike Davis, L OBP: 0.424, SLG: 0.595										4	1	2	0	0	0	2										
12 Scott Hairston, R OBP: 0.265, SLG: 0.300										2	0	0	0	0	0	1										
22 Willie Harris, L OBP: 0.339, SLG: 0.400										3	1	1	0	0	1	1										
75 Francisco Rodríguez, R (9, 1)										1	0	0	0	0	0	0										
13 Mike Nickeas, R OBP: 0.348, SLG: 0.450										2	0	0	1	0	0	1										
18 Ryota Igarashi, R (7, 1)										2	0	0	1	0	0	1										
27 Pedro Beato, R (8, 1)										2	0	0	1	0	0	1										
25 Chin-Lung Hu, R OBP: 0.093, SLG: 0.091										2	0	0	1	0	0	1										
43 R.A. Dickey, R OBP: 0.111, SLG: 0.111										2	0	0	1	0	0	1										
30 Josh Thole, L OBP: 0.260, SLG: 0.265										2	0	0	1	0	0	1										
<b>Inning Stats</b>	R: 0 E: 0 K: 1 S: 8	H: 0 LOB: 0 BB: 0 P: 9	R: 0 E: 0 K: 1 S: 13	H: 1 LOB: 1 BB: 0 P: 20	R: 1 E: 0 K: 1 S: 10	H: 2 LOB: 1 BB: 0 P: 14	R: 0 E: 0 K: 0 S: 6	H: 0 LOB: 0 BB: 1 P: 12	R: 0 E: 0 K: 0 S: 6	H: 0 LOB: 0 BB: 0 P: 9	R: 0 E: 0 K: 0 S: 8	H: 1 LOB: 1 BB: 0 P: 15	R: 0 E: 0 K: 2 S: 8	H: 1 LOB: 0 BB: 0 P: 11	R: 1 E: 0 K: 0 S: 15	H: 2 LOB: 1 BB: 1 P: 26	R: 4 E: 0 K: 1 S: 15	H: 4 LOB: 1 BB: 1 P: 25	1B: 8 2B: 2 HR: 1	SF: 1 SAC: 1 DP: 0 HBP: 0	WP: 1 PB: 0 SB: 0 CS: 0	PA: 39				
<b>PITCHER</b>	IP WLS BF H R ER SO BB IBB HBP BLK WP HR S P ERA WHIP	IP WLS BF H R ER SO BB IBB HBP BLK WP HR S P ERA WHIP	IP WLS BF H R ER SO BB IBB HBP BLK WP HR S P ERA WHIP	IP WLS BF H R ER SO BB IBB HBP BLK WP HR S P ERA WHIP	IP WLS BF H R ER SO BB IBB HBP BLK WP HR S P ERA WHIP	IP WLS BF H R ER SO BB IBB HBP BLK WP HR S P ERA WHIP	IP WLS BF H R ER SO BB IBB HBP BLK WP HR S P ERA WHIP	IP WLS BF H R ER SO BB IBB HBP BLK WP HR S P ERA WHIP	IP WLS BF H R ER SO BB IBB HBP BLK WP HR S P ERA WHIP	IP WLS BF H R ER SO BB IBB HBP BLK WP HR S P ERA WHIP	IP WLS BF H R ER SO BB IBB HBP BLK WP HR S P ERA WHIP	IP WLS BF H R ER SO BB IBB HBP BLK WP HR S P ERA WHIP	IP WLS BF H R ER SO BB IBB HBP BLK WP HR S P ERA WHIP	IP WLS BF H R ER SO BB IBB HBP BLK WP HR S P ERA WHIP	IP WLS BF H R ER SO BB IBB HBP BLK WP HR S P ERA WHIP	IP WLS BF H R ER SO BB IBB HBP BLK WP HR S P ERA WHIP	IP WLS BF H R ER SO BB IBB HBP BLK WP HR S P ERA WHIP	IP WLS BF H R ER SO BB IBB HBP BLK WP HR S P ERA WHIP	IP WLS BF H R ER SO BB IBB HBP BLK WP HR S P ERA WHIP	IP WLS BF H R ER SO BB IBB HBP BLK WP HR S P ERA WHIP	IP WLS BF H R ER SO BB IBB HBP BLK WP HR S P ERA WHIP	IP WLS BF H R ER SO BB IBB HBP BLK WP HR S P ERA WHIP	IP WLS BF H R ER SO BB IBB HBP BLK WP HR S P ERA WHIP	IP WLS BF H R ER SO BB IBB HBP BLK WP HR S P ERA WHIP	IP WLS BF H R ER SO BB IBB HBP BLK WP HR S P ERA WHIP	IP WLS BF H R ER SO BB IBB HBP BLK WP HR S P ERA WHIP

**New York Mets @ Washington Nationals**  
 Nationals Park, Washington, DC  
 Wed Apr 27 2011, 7:52 PM - 10:38 PM EDT  
 Att: 13,568 - Cloudy - 73 F

AB	34
R	6
H	11
RBI	6
BB	3
SO	6
LOB	12



Batter	1	2	3	4	5	6	7	8	9	AB	R	H	RBI	BB	SO	LOB	BOTTOM								
8 Danny Espinosa, S OBP: 0.319, SLG: 0.403										5	0	0	0	0	1	3	<b>New York Mets @ Washington Nationals</b> Nationals Park, Washington, DC Wed Apr 27 2011, 7:52 PM - 10:38 PM EDT Att: 13,568 - Cloudy - 73 F								
43 Rick Ankiel, L OBP: 0.295, SLG: 0.282										5	0	1	1	0	0	2									
28 Jayson Werth, R OBP: 0.313, SLG: 0.442										4	1	2	0	0	0	2									
25 Adam LaRoche, L OBP: 0.326, SLG: 0.364										4	0	1	0	0	1	2									
43 Brian Bixler, R (9, 6)										3	0	1	1	0	0	0									
3 Wilson Ramos, R OBP: 0.426, SLG: 0.563										3	0	1	1	0	0	0									
38 Michael Morse, R OBP: 0.278, SLG: 0.297										2	0	1	1	0	0	0									
36 Tyler Clippard, R (7, 1)										0	0	0	0	0	0	0									
12 Matt Stairs, L (8, PH)										1	0	0	0	0	0	1									
17 Sean Burnett, L (9, 1)										0	0	0	0	0	0	0									
22 Drew Storen, S (9, 1)										0	0	0	0	0	0	0									
15 Jerry Hairston, R OBP: 0.302, SLG: 0.298										3	0	1	0	1	0	2									
13 Alex Cora, L OBP: 0.222, SLG: 0.182										4	1	1	0	0	1	3									
32 Tom Gorzelanny, R (1, 1)										1	0	0	0	0	1	0									
2 Roger Bernadina, L OBP: 0.667, SLG: 1.000										2	0	2	0	0	0	0									
<b>Inning Stats</b>	R: 0 E: 0 K: 1 S: 9	H: 1 LOB: 1 BB: 0 P: 12	R: 0 E: 0 K: 1 S: 9	H: 1 LOB: 0 BB: 0 P: 13	R: 0 E: 0 K: 1 S: 8	H: 0 LOB: 0 BB: 0 P: 11	R: 1 E: 0 K: 0 S: 10	H: 2 LOB: 1 BB: 0 P: 12	R: 1 E: 0 K: 0 S: 14	H: 2 LOB: 1 BB: 0 P: 18	R: 0 E: 1 K: 0 S: 6	H: 1 LOB: 1 BB: 0 P: 9	R: 0 E: 0 K: 0 S: 9	H: 1 LOB: 0 BB: 0 P: 17	R: 1 E: 0 K: 1 S: 9	H: 1 LOB: 1 BB: 0 P: 14	1B: 6 2B: 4 HR: 0	SF: 2 SAC: 1 DP: 0 HBP: 0	WP: 0 PB: 2 SB: 0 CS: 0	PA: 38					
<b>PITCHER</b>	IP WLS BF H R ER SO BB IBB HBP BLK WP HR S P ERA WHIP	IP WLS BF H R ER SO BB IBB HBP BLK WP HR S P ERA WHIP	IP WLS BF H R ER SO BB IBB HBP BLK WP HR S P ERA WHIP	IP WLS BF H R ER SO BB IBB HBP BLK WP HR S P ERA WHIP	IP WLS BF H R ER SO BB IBB HBP BLK WP HR S P ERA WHIP	IP WLS BF H R ER SO BB IBB HBP BLK WP HR S P ERA WHIP	IP WLS BF H R ER SO BB IBB HBP BLK WP HR S P ERA WHIP	IP WLS BF H R ER SO BB IBB HBP BLK WP HR S P ERA WHIP	IP WLS BF H R ER SO BB IBB HBP BLK WP HR S P ERA WHIP	IP WLS BF H R ER SO BB IBB HBP BLK WP HR S P ERA WHIP	IP WLS BF H R ER SO BB IBB HBP BLK WP HR S P ERA WHIP	IP WLS BF H R ER SO BB IBB HBP BLK WP HR S P ERA WHIP	IP WLS BF H R ER SO BB IBB HBP BLK WP HR S P ERA WHIP	IP WLS BF H R ER SO BB IBB HBP BLK WP HR S P ERA WHIP	IP WLS BF H R ER SO BB IBB HBP BLK WP HR S P ERA WHIP	IP WLS BF H R ER SO BB IBB HBP BLK WP HR S P ERA WHIP	IP WLS BF H R ER SO BB IBB HBP BLK WP HR S P ERA WHIP	IP WLS BF H R ER SO BB IBB HBP BLK WP HR S P ERA WHIP	IP WLS BF H R ER SO BB IBB HBP BLK WP HR S P ERA WHIP	IP WLS BF H R ER SO BB IBB HBP BLK WP HR S P ERA WHIP	IP WLS BF H R ER SO BB IBB HBP BLK WP HR S P ERA WHIP	IP WLS BF H R ER SO BB IBB HBP BLK WP HR S P ERA WHIP	IP WLS BF H R ER SO BB IBB HBP BLK WP HR S P ERA WHIP	IP WLS BF H R ER SO BB IBB HBP BLK WP HR S P ERA WHIP	IP WLS BF H R ER SO BB IBB HBP BLK WP HR S P ERA WHIP

**New York Mets @ Washington Nationals**  
 Nationals Park, Washington, DC  
 Wed Apr 27 2011, 7:52 PM - 10:38 PM EDT  
 Att: 13,568 - Cloudy - 73 F

AB	34
R	3
H	10
RBI	3
BB	1
SO	4
LOB	15









Batter	1	2	3	4	5	6	7	8	9	AB	R	H	RBI	BB	SO	LOB	TOP			
33 Aaron Rowand, R OBP: 0.337, SLG: 0.457										4	0	2	0	0	1	0	<p>San Francisco Giants @ Washington Nationals Nationals Park, Washington, DC Fri Apr 29 2011, 7:08 PM - 9:17 PM EDT Att: 21,399 - Cloudy - 60 F</p> <p>livebaseballscores.com</p> <p>AB 29 R 0 H 5 RBI 0 BB 0 SO 7 LOB 8</p>			
21 Freddy Sanchez, R OBP: 0.340, SLG: 0.432										3	0	1	0	0	0	1				
17 Aubrey Huff, L OBP: 0.297, SLG: 0.309										4	0	0	0	0	2	2				
28 Buster Posey, R OBP: 0.319, SLG: 0.405											3	0	0	0	1	1				
48 Pablo Sandoval, S OBP: 0.374, SLG: 0.530										3	0	0	0	0	1					
5 Pat Burrell, R OBP: 0.349, SLG: 0.480										3	0	0	0	0	2	1				
10 Miguel Tejada, R OBP: 0.253, SLG: 0.310										3	0	1	0	0	0	1				
13 Cody Ross, R OBP: 0.233, SLG: 0.207										3	0	1	0	0	0	1				
55 Tim Lincecum, L OBP: 0.077, SLG: 0.077										2	0	0	0	0	1	0				
14 Mike Fontenot, L (& PH) OBP: 0.276, SLG: 0.423										1	0	0	0	0	0	0				
45 Dan Runzler, L										0	0	0	0	0	0	0				
<b>Inning Stats</b>	R: 0 E: 0 K: 0 S: 6	H: 1 LOB: 1 BB: 0 P: 7	R: 0 E: 0 K: 1 S: 7	H: 0 LOB: 0 BB: 0 P: 10	R: 0 E: 0 K: 1 S: 7	H: 2 LOB: 1 BB: 0 P: 12	R: 0 E: 0 K: 1 S: 8	H: 0 LOB: 0 BB: 0 P: 14	R: 0 E: 0 K: 3 S: 12	H: 1 LOB: 1 BB: 0 P: 17	R: 0 E: 0 K: 1 S: 8	H: 0 LOB: 1 BB: 0 P: 13	R: 0 E: 0 K: 0 S: 5	H: 0 LOB: 0 BB: 0 P: 9	R: 0 E: 0 K: 1 S: 6	H: 0 LOB: 0 BB: 0 P: 8	1B: 4 2B: 1 3B: 0 HR: 0	SF: 0 SAC: 1 DP: 1 HBP: 1	WP: 0 PB: 0 SB: 0 CS: 0	PA: 31
<b>PITCHER</b> 21 Jason Marquis, R ERA: 2.62	IP: 9.0 WLS: W BF: 31	H: 5 R: 0 ER: 0 SO: 7	BB: 0 IBB: 0 HBP: 1 BLK: 0	WP: 0 HR: 0 S: 64 P: 96	ERA: 0.00 WHIP: 0.556	<b>PITCHER</b>										IP: 9.0 WLS: W BF: 31	H: 5 R: 0 ER: 0 SO: 7	BB: 0 IBB: 0 HBP: 1 BLK: 0	WP: 0 HR: 0 S: 64 P: 96	ERA: 0.00 WHIP: 0.556

Batter	1	2	3	4	5	6	7	8	9	AB	R	H	RBI	BB	SO	LOB	BOTTOM			
8 Danny Espinosa, S OBP: 0.313, SLG: 0.388										4	0	0	0	0	0	1	<p>San Francisco Giants @ Washington Nationals Nationals Park, Washington, DC Fri Apr 29 2011, 7:08 PM - 9:17 PM EDT Att: 21,399 - Cloudy - 60 F</p> <p>livebaseballscores.com</p> <p>AB 29 R 3 H 7 RBI 3 SO 7 LOB 7</p>			
43 Rick Ankiel, L OBP: 0.291, SLG: 0.280										4	0	0	0	0	0	1				
28 Jayson Werth, R OBP: 0.308, SLG: 0.430										3	0	0	0	1	1	0				
25 Adam LaRoche, L OBP: 0.302, SLG: 0.333										3	0	0	0	0	3	0				
3 Wilson Ramos, R OBP: 0.421, SLG: 0.569										3	1	1	0	0	1	0				
19 Lavnce Nix, L OBP: 0.333, SLG: 0.600										3	1	2	2	0	1	0				
20 Ian Desmond, R OBP: 0.289, SLG: 0.447										3	1	3	0	0	0	0				
13 Alex Cora, L OBP: 0.205, SLG: 0.167										3	0	0	0	0	1	3				
21 Jason Marquis, L OBP: 0.385, SLG: 0.385										3	0	1	1	0	0	2				
<b>Inning Stats</b>	R: 0 E: 0 K: 1 S: 11	H: 0 LOB: 0 BB: 0 P: 16	R: 2 E: 0 K: 1 S: 18	H: 3 LOB: 1 BB: 0 P: 27	R: 0 E: 0 K: 0 S: 8	H: 0 LOB: 0 BB: 0 P: 11	R: 0 E: 0 K: 1 S: 12	H: 1 LOB: 0 BB: 0 P: 14	R: 1 E: 0 K: 1 S: 14	H: 2 LOB: 1 BB: 0 P: 18	R: 0 E: 0 K: 2 S: 7	H: 0 LOB: 0 BB: 0 P: 9	R: 0 E: 0 K: 1 S: 12	H: 1 LOB: 1 BB: 0 P: 16	R: 0 E: 0 K: 0 S: 7	H: 0 LOB: 0 BB: 1 P: 12		1B: 3 2B: 3 3B: 0 HR: 1	SF: 0 SAC: 0 DP: 0 HBP: 0	WP: 0 PB: 0 SB: 1 CS: 2
<b>PITCHER</b> 55 Tim Lincecum, R ERA: 2.9	IP: 7.0 WLS: L BF: 27	H: 7 R: 3 ER: 3 SO: 7	BB: 0 IBB: 0 HBP: 0 BLK: 0	WP: 0 HR: 1 S: 11 P: 111	ERA: 3.86 WHIP: 1.000	<b>PITCHER</b>										IP: 7.0 WLS: L BF: 27	H: 7 R: 3 ER: 3 SO: 7	BB: 0 IBB: 0 HBP: 0 BLK: 0	WP: 0 HR: 1 S: 11 P: 111	ERA: 3.86 WHIP: 1.000
45 Dan Runzler, L ERA: 6.0	IP: 1.0 WLS: L BF: 3	H: 0 R: 0 ER: 0 SO: 0	BB: 1 IBB: 0 HBP: 0 BLK: 0	WP: 0 HR: 0 S: 7 P: 12	ERA: 0.00 WHIP: 1.000	<b>PITCHER</b>										IP: 1.0 WLS: L BF: 3	H: 0 R: 0 ER: 0 SO: 0	BB: 1 IBB: 0 HBP: 0 BLK: 0	WP: 0 HR: 0 S: 7 P: 12	ERA: 0.00 WHIP: 1.000







Batter	1	2	3	4	5	6	7	8	9	AB	R	H	RBI	BB	SO	LOB	TOP										
33 Aaron Rowand, R OBP: 0.319, SLG: 0.427	F8	F9			K		K			4	0	0	0	0	2	1	<b>San Francisco Giants @ Washington Nationals</b> <b>Nationals Park, Washington, DC</b> Sun May 01 2011, 1:38 PM - 4:22 PM EDT Att: 21,611 - Overcast - 63 F										
21 Freddy Sanchez, R OBP: 0.324, SLG: 0.408	F8		P3		1B		L3			4	0	1	0	0	0	0											
28 Buster Posey, R OBP: 0.343, SLG: 0.429										3	0	2	0	1	0	1											
34 Darren Ford, R OBP: 0.286, SLG: 0.167										0	0	0	0	0	0	0											
22 Eli Whiteside, R OBP: 0.313, SLG: 0.429	1B									0	0	0	0	0	0	0											
5 Pat Burrell, R OBP: 0.344, SLG: 0.450	L8									3	0	0	0	1	1	3											
17 Aubrey Huff, L OBP: 0.264, SLG: 0.299										3	0	0	0	1	1	3											
10 Miguel Tejada, R OBP: 0.253, SLG: 0.304										4	1	1	0	0	0	2											
14 Mike Fontenot, L OBP: 0.324, SLG: 0.529										4	1	2	0	0	0	0											
12 Nate Schierholtz, L OBP: 0.275, SLG: 0.450										4	0	1	2	0	1	1											
18 Matt Cain, R										2	0	0	0	0	1	1											
2 Emmanuel Burriss, S ERA: 4.29										1	0	0	0	0	1	0											
59 Guillermo Mota, R ERA: 5.56										0	0	0	0	0	0	0											
45 Dan Runzler, L ERA: 5.56										0	0	0	0	0	0	0											
13 Cody Ross, R OBP: 0.200, SLG: 0.176										1	0	0	0	0	0	1											
<b>Inning Stats</b>	R: 0 E: 0 K: 0 S: 9	H: 1 LOB: 1 BB: 0 P: 11	R: 2 E: 0 K: 2 S: 16	H: 3 LOB: 1 BB: 0 P: 20	R: 0 E: 0 K: 0 S: 8	H: 1 LOB: 2 BB: 1 P: 18	R: 0 E: 0 K: 0 S: 9	H: 0 LOB: 0 BB: 0 P: 13	R: 0 E: 0 K: 1 S: 13	H: 0 LOB: 0 BB: 1 P: 20	R: 0 E: 0 K: 1 S: 14	H: 0 LOB: 0 BB: 0 P: 19	R: 0 E: 0 K: 2 S: 11	H: 0 LOB: 0 BB: 0 P: 14	R: 0 E: 0 K: 1 S: 6	H: 1 LOB: 1 BB: 1 P: 12	R: 0 E: 0 K: 0 S: 5	H: 1 LOB: 1 BB: 0 P: 8	1B: 4 2B: 3 3B: 0 HR: 0	SF: 0 SAC: 0 DP: 0 HBP: 0	WP: 1 PB: 0 SB: 0 CS: 1	PA: 36					
<b>PITCHER</b>	IP	WLS	BF	H	R	ER	SO	BB	IBB	HBP	BLK	WP	HR	S	P	ERA	WHIP										
27 Jordan Zimmermann, R ERA: 4.29	6.0	W	26	6	2	2	4	1	1	0	0	1	0	69	107	3.00	1.167										
36 Tyler Clippard, R ERA: 1.42	1.2	H	5	0	0	0	3	1	0	0	0	0	0	15	24	0.00	0.600										
17 Sean Burnett, L ERA: 5.56	0.1	H	1	0	0	0	0	0	0	0	0	0	0	2	2	0.00	0.000										
22 Drew Storen, R ERA: 0.6	1.0	S	4	1	0	0	0	0	0	0	0	0	0	5	8	0.00	1.000										

Batter	1	2	3	4	5	6	7	8	9	AB	R	H	RBI	BB	SO	LOB	BOTTOM										
15 Jerry Hairston, R OBP: 0.292, SLG: 0.263	P5		F9		G6-3		F8			4	0	0	1	0	0	1	<b>San Francisco Giants @ Washington Nationals</b> <b>Nationals Park, Washington, DC</b> Sun May 01 2011, 1:38 PM - 4:22 PM EDT Att: 21,611 - Overcast - 63 F										
43 Rick Ankiel, L OBP: 0.313, SLG: 0.300	F9				G6-3					3	1	1	0	1	0	1											
28 Jayson Werth, R OBP: 0.336, SLG: 0.434										4	0	3	0	0	0	1											
19 Laynce Nix, L OBP: 0.333, SLG: 0.579										3	1	1	0	0	1	3											
8 Danny Espinosa, S OBP: 0.324, SLG: 0.375										0	1	0	0	1	0	0											
25 Adam LaRoche, L OBP: 0.305, SLG: 0.311										2	0	0	0	2	1	2											
20 Ian Desmond, R OBP: 0.286, SLG: 0.424										4	1	1	0	0	2	5											
7 Ivan Rodriguez, R OBP: 0.261, SLG: 0.341										4	1	2	2	0	2												
13 Alex Cora, L OBP: 0.233, SLG: 0.225										4	0	2	1	0	1	0											
27 Jordan Zimmermann, R OBP: 0.290, SLG: 0.111										1	0	0	0	0	1	2											
43 Brian Bixler, R ERA: 3.28										1	0	0	0	0	1	0											
36 Tyler Clippard, R ERA: 2.41										0	0	0	0	0	0	0											
17 Sean Burnett, L ERA: 5.56										0	0	0	0	0	0	0											
22 Drew Storen, S ERA: 6.92										0	0	0	0	0	0	0											
<b>Inning Stats</b>	R: 0 E: 0 K: 0 S: 8	H: 1 LOB: 1 BB: 0 P: 12	R: 1 E: 0 K: 2 S: 15	H: 2 LOB: 2 BB: 1 P: 27	R: 1 E: 0 K: 1 S: 15	H: 1 LOB: 2 BB: 2 P: 26	R: 1 E: 0 K: 0 S: 7	H: 2 LOB: 1 BB: 0 P: 12	R: 0 E: 0 K: 1 S: 14	H: 1 LOB: 1 BB: 0 P: 18	R: 0 E: 0 K: 1 S: 6	H: 0 LOB: 0 BB: 0 P: 12	R: 0 E: 0 K: 0 S: 5	H: 1 LOB: 0 BB: 0 P: 8	R: 2 E: 0 K: 2 S: 13	H: 2 LOB: 0 BB: 1 P: 22	R: 0 E: 0 K: 0 S: 0	H: 0 LOB: 0 BB: 0 P: 0	1B: 9 2B: 1 3B: 0 HR: 0	SF: 0 SAC: 1 DP: 1 HBP: 0	WP: 0 PB: 1 SB: 2 CS: 0	PA: 35					
<b>PITCHER</b>	IP	WLS	BF	H	R	ER	SO	BB	IBB	HBP	BLK	WP	HR	S	P	ERA	WHIP										
18 Matt Cain, R	6.0	L	27	7	3	2	7	3	0	0	0	0	0	65	107	3.00	1.667										
59 Guillermo Mota, R	1.0		3	1	0	0	0	0	0	0	0	0	0	5	8	0.00	1.000										
45 Dan Runzler, L	1.0		5	2	2	2	2	1	0	0	0	0	0	13	22	18.00	3.000										









Batter	1	2	3	4	5	6	7	8	9	AB	R	H	RBI	BB	SO	LOB	TOP			
8 Danny Espinosa, S OBP: 0.310, SLG: 0.354	P5		K			G6-4-3 1B		G4-3		4	0	1	0	0	1	0	Washington Nationals @ Philadelphia Phillies Citizens Bank Park, Philadelphia, PA Tue May 03 2011, 7:07 PM - 9:41 PM EDT Att: 45,695 - Cloudy - 76 F			
20 Ian Desmond, R OBP: 0.279, SLG: 0.408	K		G6-3			G6-4-3 1-2		G1-3		4	0	0	0	0	1	1				
28 Jayson Werth, R OBP: 0.322, SLG: 0.496	BB				G5-3		P3		K	3	0	0	0	1	1	0				
25 Adam LaRoche, L OBP: 0.294, SLG: 0.298	K				L9			G1-3		4	0	0	0	0	1	1				
38 Michael Morse, R OBP: 0.271, SLG: 0.325					K					3	1	2	1	0	1	0				
15 Jerry Hairston, R OBP: 0.282, SLG: 0.270	F7					L6		G5-3		3	0	0	0	0	0	1				
7 Ivan Rodriguez, R OBP: 0.265, SLG: 0.362	FC5-4 FC6-4 2B							K		3	0	1	0	0	1	1				
43 Brian Bixler, R OBP: 0.182, SLG: 0.100	FC6-4					F8				3	0	1	0	0	0	2				
61 Livan Hernandez, R OBP: 0.091, SLG: 0.091										2	0	0	0	0	0	1				
60 Todd Coffey, R ERA: 4.05								G1-6-3		0	0	0	0	0	0	0				
45 Doug Slaten, L ERA: 4.05										0	0	0	0	0	0	0				
3 Wilson Ramos, R OBP: 0.415, SLG: 0.544										1	0	0	0	0	0	1				
63 Henry Alberto Rodriguez, R ERA: 4.05										0	0	0	0	0	0	0				
<b>Inning Stats</b>	R: 0 E: 0 K: 2 S: 11	H: 0 LOB: 1 BB: 1 P: 19	R: 0 E: 0 K: 0 S: 11	H: 1 LOB: 1 BB: 0 P: 15	R: 0 E: 0 K: 1 S: 7	H: 0 LOB: 0 BB: 0 P: 8	R: 0 E: 0 K: 1 S: 7	H: 0 LOB: 0 BB: 0 P: 9	R: 0 E: 0 K: 0 S: 4	H: 1 LOB: 1 BB: 0 P: 5	R: 1 E: 0 K: 1 S: 9	H: 1 LOB: 0 BB: 0 P: 12	R: 0 E: 0 K: 0 S: 8	H: 1 LOB: 0 BB: 0 P: 9	R: 0 E: 0 K: 1 S: 7	H: 0 LOB: 0 BB: 0 P: 9	1B: 3 2B: 1 3B: 0 HR: 1	SF: 0 SAC: 0 DP: 2 HBP: 0	WP: 0 PB: 0 SB: 1 CS: 0	PA: 31
<b>PITCHER</b> 35 Cole Hamels, L ERA: 2.66	IP: 9.0 WLS: W BF: 31 H: 5 R: 1 ER: 1 SO: 6 BB: 1 IBB: 0 HBP: 0 BLK: 0 WP: 0 HR: 1 S: 79 P: 108 ERA: 1.00 WHIP: 0.667																			

Washington Nationals @ Philadelphia Phillies  
 Citizens Bank Park, Philadelphia, PA  
 Tue May 03 2011, 7:07 PM - 9:41 PM EDT  
 Att: 45,695 - Cloudy - 76 F

AB 30  
 R 1  
 H 5  
 RBI 1  
 BB 1  
 SO 6  
 LOB 8



<b>PITCHER</b> 35 Cole Hamels, L ERA: 2.66	IP: 9.0 WLS: W BF: 31 H: 5 R: 1 ER: 1 SO: 6 BB: 1 IBB: 0 HBP: 0 BLK: 0 WP: 0 HR: 1 S: 79 P: 108 ERA: 1.00 WHIP: 0.667														
--	---	--	--	--	--	--	--	--	--	--	--	--	--	--	--

Batter	1	2	3	4	5	6	7	8	9	AB	R	H	RBI	BB	SO	LOB	BOTTOM			
11 Jimmy Rollins, S OBP: 0.370, SLG: 0.369	G5-3		1B			G4-6-3				4	1	2	1	1	0	2	Washington Nationals @ Philadelphia Phillies Citizens Bank Park, Philadelphia, PA Tue May 03 2011, 7:07 PM - 9:41 PM EDT Att: 45,695 - Cloudy - 76 F			
8 Shane Victorino, S OBP: 0.355, SLG: 0.478	G4-3		1B		BB			FC3-6 2B		4	1	2	0	1	0	2				
27 Placido Polanco, R OBP: 0.424, SLG: 0.491	F8		K		BB					3	0	0	1	1	1	3				
6 Ryan Howard, L OBP: 0.360, SLG: 0.541	K				IBB			G4-6-3		4	1	2	1	1	1	3				
10 Ben Francisco, R OBP: 0.350, SLG: 0.426	F7				BB					3	0	0	0	1	0	2				
29 Raul Ibanez, L OBP: 0.248, SLG: 0.242	G1-3									4	0	2	1	0	0	3				
5 Pete Orr, L OBP: 0.350, SLG: 0.306										2	0	1	0	1	0	0				
15 John Mayberry Jr., R OBP: 0.427, SLG: 0.469	P3									0	0	0	0	1	0	0				
21 Wilson Vaites, R OBP: 0.278, SLG: 0.279										0	0	0	0	0	0	0				
23 Brian Schneider, L OBP: 0.216, SLG: 0.353	L1									4	0	1	0	0	0	5				
35 Cole Hamels, L OBP: 0.333, SLG: 0.467										4	1	2	0	0	1	2				
<b>Inning Stats</b>	R: 0 E: 0 K: 0 S: 5	H: 0 LOB: 0 BB: 0 P: 8	R: 0 E: 0 K: 1 S: 6	H: 0 LOB: 0 BB: 0 P: 10	R: 1 E: 0 K: 1 S: 15	H: 3 LOB: 2 BB: 0 P: 18	R: 0 E: 0 K: 0 S: 8	H: 2 LOB: 2 BB: 1 P: 17	R: 1 E: 0 K: 1 S: 8	H: 1 LOB: 3 BB: 3 P: 20	R: 0 E: 0 K: 0 S: 6	H: 2 LOB: 1 BB: 0 P: 10	R: 2 E: 0 K: 0 S: 15	H: 3 LOB: 2 BB: 1 P: 30	R: 0 E: 0 K: 0 S: 13	H: 1 LOB: 2 BB: 2 P: 24	1B: 8 2B: 2 3B: 2 HR: 0	SF: 1 SAC: 0 DP: 3 HBP: 0	WP: 0 PB: 0 SB: 2 CS: 0	PA: 40
<b>PITCHER</b> 61 Livan Hernandez, R ERA: 3.57	IP: 6.1 WLS: L BF: 31 H: 10 R: 4 ER: 4 SO: 3 BB: 2 IBB: 0 HBP: 0 BLK: 0 WP: 0 HR: 0 S: 57 P: 97 ERA: 5.68 WHIP: 1.895																			
<b>PITCHER</b> 60 Todd Coffey, R ERA: 4.05	IP: 0.1 WLS: L BF: 1 H: 0 R: 0 ER: 0 SO: 0 BB: 0 IBB: 0 HBP: 0 BLK: 0 WP: 0 HR: 0 S: 3 P: 6 ERA: 0.00 WHIP: 0.000																			
<b>PITCHER</b> 45 Doug Slaten, L ERA: 4.05	IP: 0.1 WLS: L BF: 3 H: 1 R: 0 ER: 0 SO: 0 BB: 0 IBB: 0 HBP: 0 BLK: 0 WP: 0 HR: 0 S: 3 P: 10 ERA: 0.00 WHIP: 3.000																			
<b>PITCHER</b> 63 Henry Alberto Rodriguez, R ERA: 4.05	IP: 1.0 WLS: L BF: 5 H: 1 R: 0 ER: 0 SO: 0 BB: 2 IBB: 0 HBP: 0 BLK: 0 WP: 0 HR: 0 S: 13 P: 24 ERA: 0.00 WHIP: 3.000																			

Washington Nationals @ Philadelphia Phillies  
 Citizens Bank Park, Philadelphia, PA  
 Tue May 03 2011, 7:07 PM - 9:41 PM EDT  
 Att: 45,695 - Cloudy - 76 F

AB 32  
 R 4  
 H 12  
 RBI 4  
 BB 7  
 SO 3  
 LOB 22





Batter	1	2	3	4	5	6	7	8	9	AB	R	H	RBI	BB	SO	LOB	TOP				
8 Danny Espinosa, S OBP: 0.314, SLG: 0.380										4	2	1	3	0	1	1	<p>Washington Nationals @ Philadelphia Phillies Citizens Bank Park, Philadelphia, PA Wed May 04 2011, 7:08 PM - 9:52 PM EDT Att: 44,123 - Cloudy - 54 F</p> <p>livebaseballscorecards.com</p> <p>AB 36 R 4 H 9 RBI 4 BB 1 SO 11 LOB 14</p>				
20 Ian Desmond, R OBP: 0.266, SLG: 0.388										5	0	0	0	0	2	2					
28 Jayson Werth, R OBP: 0.320, SLG: 0.400										4	0	1	0	0	2	1					
25 Adam LaRoche, L OBP: 0.301, SLG: 0.309										3	0	1	1	1	2	0					
3 Wilson Ramos, R OBP: 0.406, SLG: 0.541										4	0	1	0	0	0	3					
19 Laynce Nix, L OBP: 0.326, SLG: 0.548										4	1	1	0	0	1	1					
15 Jerry Hairston, R OBP: 0.267, SLG: 0.254										4	0	0	0	0	1	2					
13 Alex Cora, L OBP: 0.277, SLG: 0.273										4	0	3	0	0	1	1					
21 Jason Marquis, L 55 Brian Broderick, R 43 Brian Boxer, R 17 Sean Burnett, L 60 Todd Coffey, R 12 Matt Stairs, L										2	0	0	0	0	1	2					
<b>Inning Stats</b>	R: 0 E: 0 K: 2 S: 8	H: 0 LOB: 0 BB: 0 P: 13	R: 0 E: 0 K: 1 S: 11	H: 1 LOB: 1 BB: 0 P: 15	R: 0 E: 0 K: 2 S: 9	H: 1 LOB: 1 BB: 0 P: 13	R: 0 E: 0 K: 1 S: 10	H: 0 LOB: 0 BB: 0 P: 14	R: 0 E: 0 K: 0 S: 9	H: 1 LOB: 1 BB: 0 P: 15	R: 1 E: 0 K: 1 S: 13	H: 1 LOB: 1 BB: 0 P: 24	R: 0 E: 0 K: 1 S: 9	H: 1 LOB: 2 BB: 0 P: 15	R: 3 E: 0 K: 2 S: 11	H: 3 LOB: 0 BB: 0 P: 18		1B: 6 2B: 2 HR: 1	SF: 0 SAC: 0 DP: 0 HBP: 1	WP: 0 PB: 0 SB: 0 CS: 0	PA: 38
<b>PITCHER</b>	IP WLS BF H R ER SO BB IBB HBP BLK WP HR S P ERA WHIP	6.0 W 23 4 1 1 7 0 0 0 0 0 0 60 94 1.50 0.667	1.0 4 1 0 0 1 0 0 0 0 0 0 9 15 0.00 1.000	1.0 5 1 0 0 1 1 0 0 0 0 0 11 16 0.00 2.000	1.0 6 3 3 3 2 0 0 0 0 0 0 1 11 18 27.00 3.000																

Batter	1	2	3	4	5	6	7	8	9	AB	R	H	RBI	BB	SO	LOB	BOTTOM				
11 Jimmy Rollins, S OBP: 0.379, SLG: 0.374										4	0	2	1	1	0	1	<p>Washington Nationals @ Philadelphia Phillies Citizens Bank Park, Philadelphia, PA Wed May 04 2011, 7:08 PM - 9:52 PM EDT Att: 44,123 - Cloudy - 54 F</p> <p>livebaseballscorecards.com</p> <p>AB 33 R 7 H 11 RBI 6 BB 3 SO 3 LOB 14</p>				
8 Shane Victorino, S OBP: 0.352, SLG: 0.470										4	0	1	2	0	0	2					
27 Placido Polanco, R OBP: 0.419, SLG: 0.487										3	0	1	1	0	0	2					
6 Ryan Howard, L OBP: 0.349, SLG: 0.522										4	0	0	0	0	1	3					
10 Ben Francisco, R OBP: 0.347, SLG: 0.413										3	1	0	0	1	1	1					
29 Raul Ibanez, L OBP: 0.286, SLG: 0.293										4	2	3	1	0	0	0					
23 Brian Schneider, L OBP: 0.244, SLG: 0.368										4	1	2	0	0	0	1					
21 Wilson Valdez, R OBP: 0.276, SLG: 0.278										4	2	1	1	0	0	1					
49 Vance Worley, R 7 Ross Ohlendorf, L 16 J.C. Romero, S 40 Michael Stutes, R 7 Michael Martinez, S 55 Danys Baez, R										2	1	1	0	0	0	0					
<b>Inning Stats</b>	R: 0 E: 0 K: 0 S: 7	H: 1 LOB: 1 BB: 0 P: 13	R: 0 E: 0 K: 2 S: 9	H: 1 LOB: 1 BB: 0 P: 16	R: 0 E: 0 K: 0 S: 10	H: 0 LOB: 0 BB: 0 P: 12	R: 0 E: 0 K: 0 S: 6	H: 1 LOB: 1 BB: 0 P: 13	R: 3 E: 0 K: 1 S: 14	H: 4 LOB: 2 BB: 1 P: 23	R: 4 E: 0 K: 1 S: 16	H: 4 LOB: 1 BB: 1 P: 25	R: 0 E: 0 K: 0 S: 8	H: 0 LOB: 0 BB: 0 P: 14	R: 0 E: 0 K: 0 S: 13	H: 0 LOB: 1 BB: 1 P: 20		1B: 10 2B: 0 3B: 0 HR: 1	SF: 1 SAC: 0 DP: 1 HBP: 0	WP: 0 PB: 0 SB: 0 CS: 0	PA: 37
<b>PITCHER</b>	IP WLS BF H R ER SO BB IBB HBP BLK WP HR S P ERA WHIP	5.0 L 26 10 7 6 2 2 0 0 0 0 0 0 51 89 10.80 2.400	1.0 4 1 0 0 1 0 0 0 0 0 0 11 13 0.00 1.000	1.0 3 0 0 0 0 0 0 0 0 0 0 8 14 0.00 0.000	1.0 4 0 0 0 0 1 0 0 0 0 0 0 13 20 0.00 1.000																







Batter	1	2	3	4	5	6	7	8	9	10	AB	R	H	RBI	BB	SO	LOB	TOP		
8 Danny Espinosa, S OBP: 0.307, SLG: 0.370											4	0	0	0	1	2	2	<p>Washington Nationals @ Florida Marlins</p> <p>Sun Life Stadium, Miami, FL</p> <p>Fri May 06 2011, 7:12 PM - 10:32 PM EDT</p> <p>Att. 15,325 - Partly Cloudy - 79 F</p>		
13 Alex Cora, L OBP: 0.268, SLG: 0.264											5	0	0	0	0	1	3			
28 Jayson Werth, R OBP: 0.328, SLG: 0.391											2	1	0	0	3	1	0			
19 Laynce Nix, L OBP: 0.234, SLG: 0.500											5	0	1	0	0	3	3			
17 Sean Burnett, L OBP: 0.259, SLG: 0.314											0	0	0	0	0	0	0			
25 Adam LaRoche, L OBP: 0.303, SLG: 0.324											4	1	1	1	0	3	1			
7 Ivan Rodriguez, R OBP: 0.259, SLG: 0.346											5	1	1	0	0	3	3			
15 Jerry Hairston, R OBP: 0.301, SLG: 0.311											3	0	3	1	1	0	0			
20 Ian Desmond, R OBP: 0.250, SLG: 0.370											2	0	0	1	0	1	2			
27 Jordan Zimmermann, R OBP: 0.259, SLG: 0.182											2	0	1	0	0	1	1			
12 Matt Stairs, L OBP: 0.268, SLG: 0.183											1	0	0	0	0	1	1			
36 Tyler Clippard, R OBP: 0.259, SLG: 0.183											0	0	0	0	0	0	0			
38 Michael Morse, R OBP: 0.259, SLG: 0.183											1	0	0	0	0	1	1			
22 Drew Storen, S OBP: 0.259, SLG: 0.183											0	0	0	0	0	0	0			
43 Brian Boler, R OBP: 0.194, SLG: 0.083											0	0	0	0	0	0	0			
<b>Inning Stats</b>	R: 0 E: 0 K: 2 S: 10	H: 0 LOB: 0 BB: 0 P: 15	R: 1 E: 0 K: 3 S: 16	H: 2 LOB: 1 BB: 0 P: 21	R: 0 E: 0 K: 1 S: 11	H: 1 LOB: 2 BB: 1 P: 21	R: 0 E: 0 K: 1 S: 8	H: 0 LOB: 0 BB: 0 P: 13	R: 0 E: 0 K: 3 S: 9	H: 1 LOB: 2 BB: 1 P: 16	R: 0 E: 0 K: 1 S: 7	H: 0 LOB: 1 BB: 1 P: 18	R: 0 E: 0 K: 1 S: 7	H: 0 LOB: 1 BB: 1 P: 14	R: 1 E: 0 K: 2 S: 13	H: 1 LOB: 1 BB: 1 P: 22	1B: 4 2B: 3 3B: 0 HR: 0	SF: 2 SAC: 1 DP: 0 HBP: 0	WP: 0 PB: 0 SB: 1 CS: 0	PA: 42
<b>PITCHER</b>	IP 7.0	WLS 29	BF 6	H 2	R 2	ER 2	SO 11	BB 2	IBB 0	HBP 0	BLK 0	WP 0	HR 0	S 68	P 103	ERA 2.57	WHIP 1.143			
47 Ricky Nolasco, R ERA: 3.23																				
32 Clay Hensley, R ERA: 3.77																				
38 Randy Choate, L ERA: 1.99																				
58 Ryan Webb, R ERA: 3.52																				
46 Juan Carlos Oviedo, R ERA: 2.7																				

Washington Nationals @ Florida Marlins

Sun Life Stadium, Miami, FL

Fri May 06 2011, 7:12 PM - 10:32 PM EDT

Att. 15,325 - Partly Cloudy - 79 F

livebaseballscorecards.com

AB 34  
R 3  
H 7  
RBI 3  
BB 5  
SO 17  
LOB 17

WP: 0 PA: 42  
PB: 0  
SB: 1  
CS: 0

Batter	1	2	3	4	5	6	7	8	9	10	AB	R	H	RBI	BB	SO	LOB	BOTTOM				
8 Chris Coghlan, L OBP: 0.328, SLG: 0.442											5	0	0	0	0	1	3	<p>Washington Nationals @ Florida Marlins</p> <p>Sun Life Stadium, Miami, FL</p> <p>Fri May 06 2011, 7:12 PM - 10:32 PM EDT</p> <p>Att. 15,325 - Partly Cloudy - 79 F</p>				
1 Emilio Bonifacio, S OBP: 0.385, SLG: 0.466											3	1	1	0	1	1	0					
2 Hanley Ramirez, R OBP: 0.304, SLG: 0.275											4	0	1	0	0	0	1					
15 Gaby Sanchez, R OBP: 0.404, SLG: 0.470											3	0	1	1	1	0	1					
27 Giancarlo Stanton, R OBP: 0.316, SLG: 0.484											4	0	0	0	0	2	3					
29 Greg Dobbs, L OBP: 0.377, SLG: 0.459											4	1	2	0	0	2	0					
56 Osvaldo Martinez, R OBP: 0.333, SLG: 0.333											0	0	0	0	0	0	0					
14 John Buck, R OBP: 0.313, SLG: 0.422											4	0	2	0	0	2	0					
9 Brett Hayes, R OBP: 0.444, SLG: 0.765											0	0	0	0	0	0	0					
13 Omar Infante, R OBP: 0.277, SLG: 0.302											3	0	0	1	0	1	2					
47 Ricky Nolasco, R ERA: 4.1											2	0	0	0	0	2	1					
32 Clay Hensley, R ERA: 1.29											0	0	0	0	0	0	0					
38 Randy Choate, L ERA: 1.99											0	0	0	0	0	0	0					
58 Ryan Webb, R ERA: 3.52											0	0	0	0	0	0	0					
33 Scott Cousins, L ERA: 0.91											1	0	0	0	0	1	0					
46 Juan Carlos Oviedo, R ERA: 2.7											0	0	0	0	0	0	0					
40 Mike Dunn, L OBP: 0.259, SLG: 0.183											0	0	0	0	0	0	0					
18 Wes Helms, R OBP: 0.213, SLG: 0.345											1	0	0	0	0	1	3					
<b>Inning Stats</b>	R: 0 E: 0 K: 0 S: 13	H: 1 LOB: 1 BB: 0 P: 20	R: 0 E: 0 K: 3 S: 9	H: 0 LOB: 0 BB: 0 P: 9	R: 0 E: 0 K: 1 S: 9	H: 0 LOB: 0 BB: 0 P: 10	R: 0 E: 0 K: 1 S: 13	H: 0 LOB: 1 BB: 1 P: 22	R: 1 E: 0 K: 1 S: 6	H: 2 LOB: 0 BB: 0 P: 11	R: 1 E: 0 K: 0 S: 11	H: 2 LOB: 1 BB: 1 P: 17	R: 0 E: 0 K: 3 S: 10	H: 0 LOB: 0 BB: 0 P: 11	R: 0 E: 0 K: 0 S: 5	H: 0 LOB: 0 BB: 0 P: 11	R: 0 E: 0 K: 1 S: 12	H: 2 LOB: 3 BB: 0 P: 13	1B: 6 2B: 2 3B: 0 HR: 0	SF: 1 SAC: 0 DP: 1 HBP: 0	WP: 0 PB: 0 SB: 0 CS: 1	PA: 37
<b>PITCHER</b>	IP 6.0	WLS 23	BF 5	H 2	R 2	ER 2	SO 6	BB 2	IBB 0	HBP 0	BLK 0	WP 0	HR 0	S 61	P 89	ERA 3.00	WHIP 1.167					
27 Jordan Zimmermann, R ERA: 4.1																						
36 Tyler Clippard, R ERA: 1.29																						
22 Drew Storen, R ERA: 0.91																						
17 Sean Burnett, L ERA: 4.97																						

Washington Nationals @ Florida Marlins

Sun Life Stadium, Miami, FL

Fri May 06 2011, 7:12 PM - 10:32 PM EDT

Att. 15,325 - Partly Cloudy - 79 F

livebaseballscorecards.com

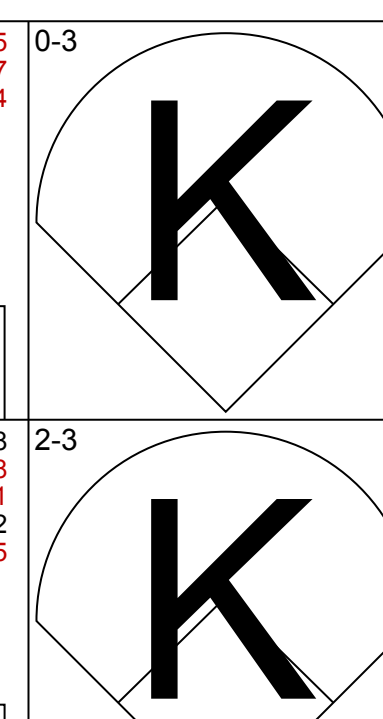
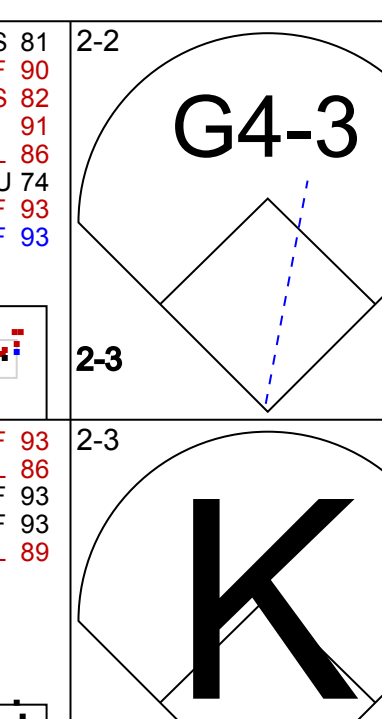
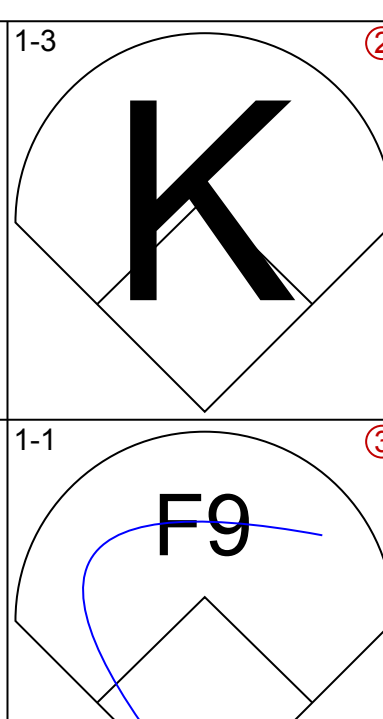
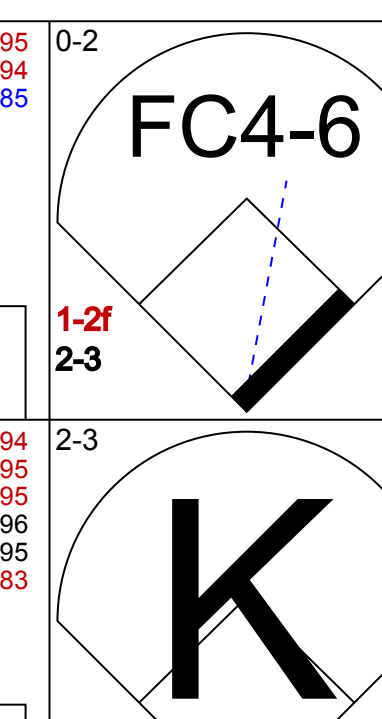
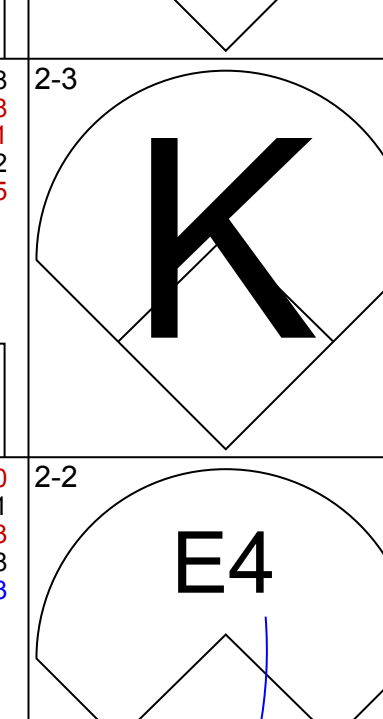
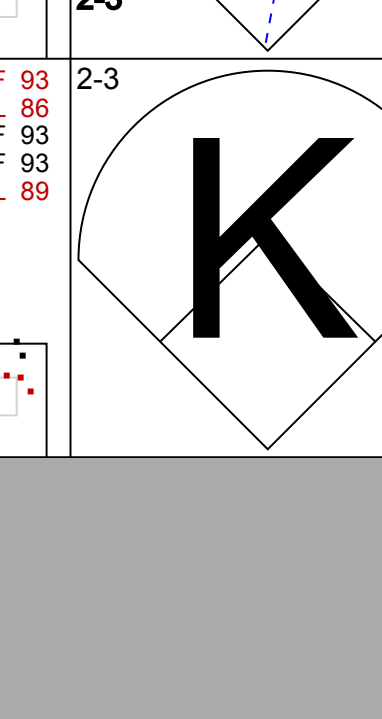
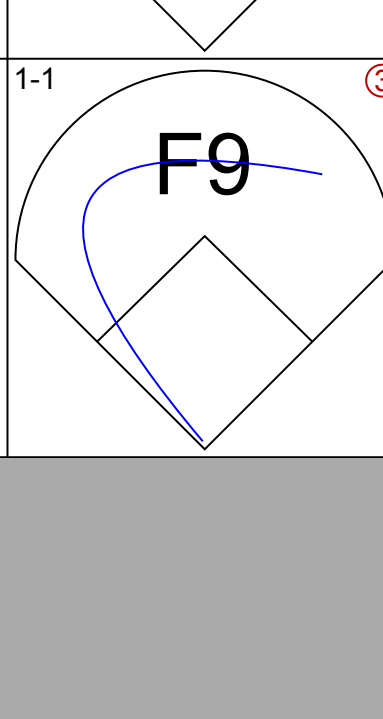
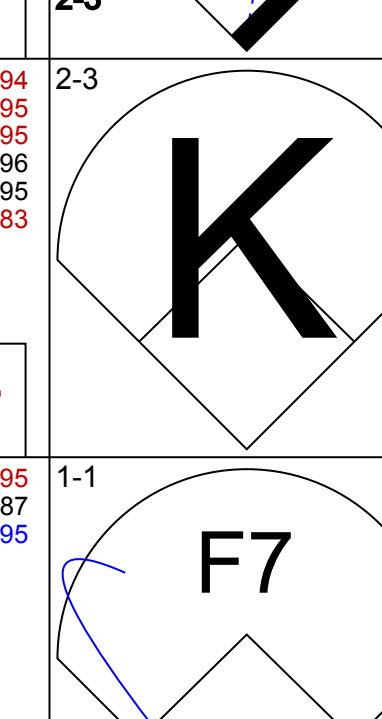
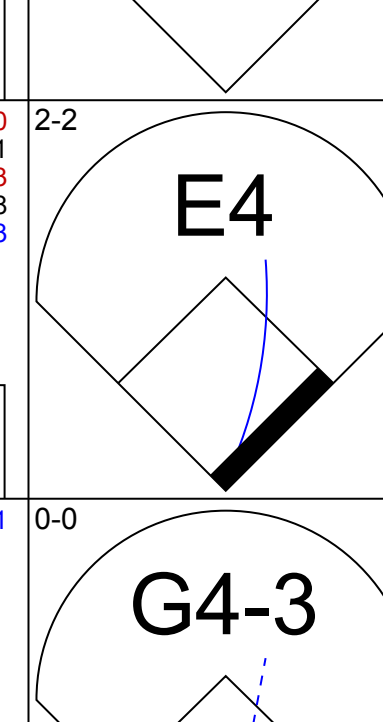

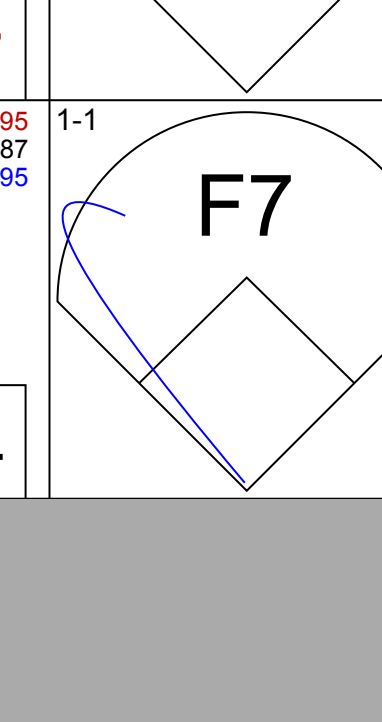
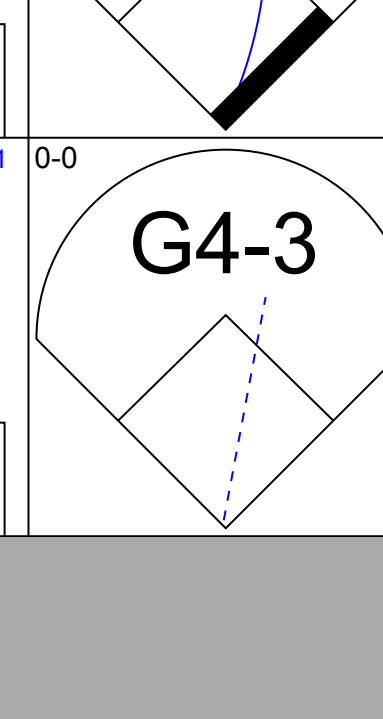









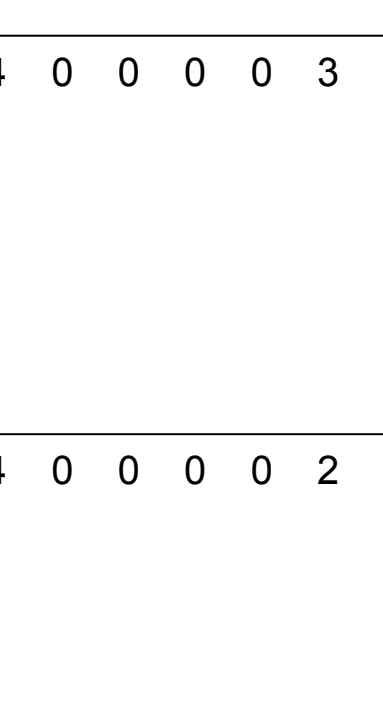


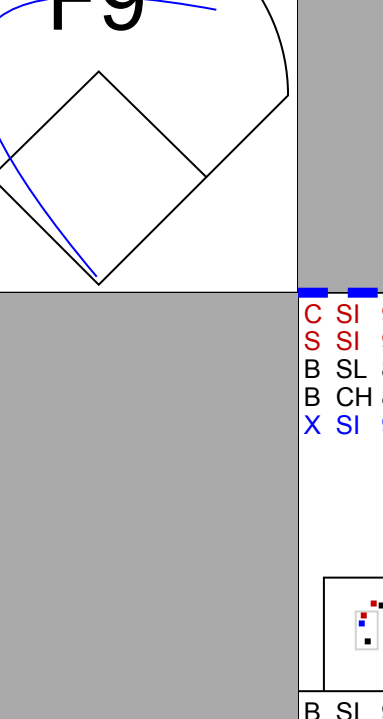

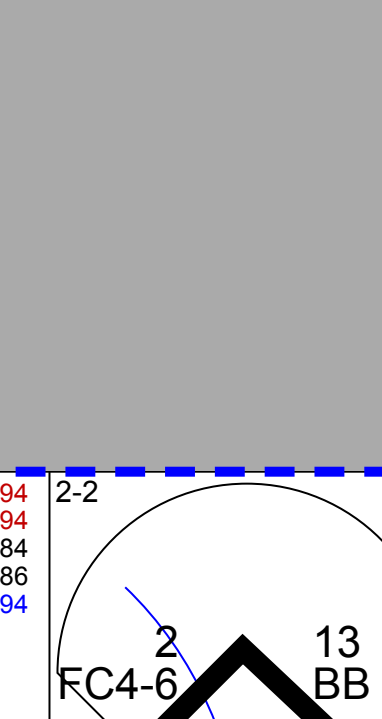
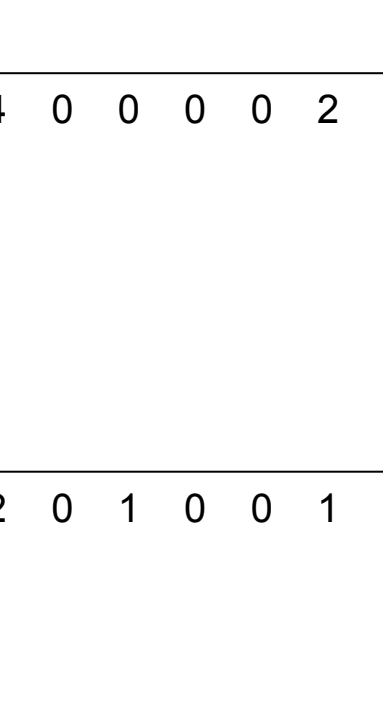

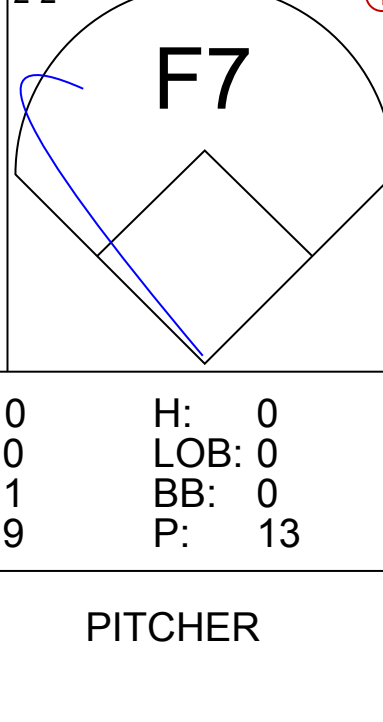
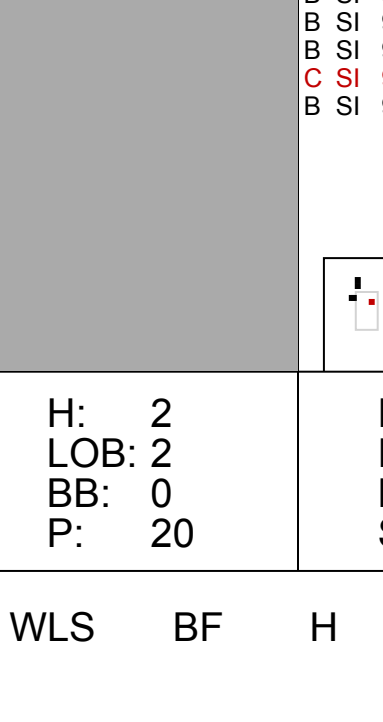

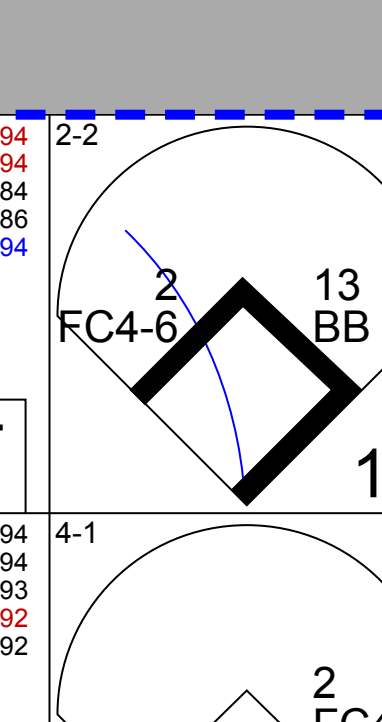


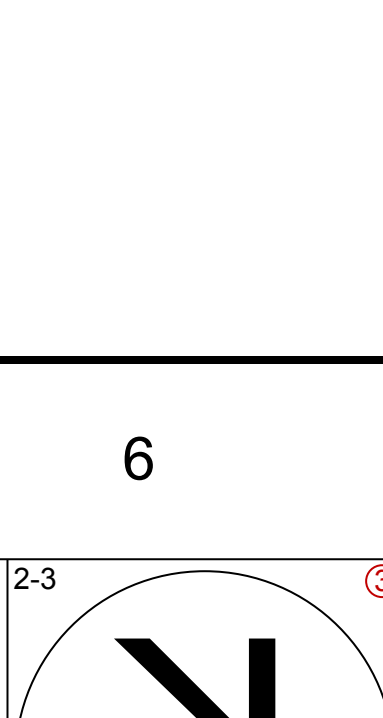
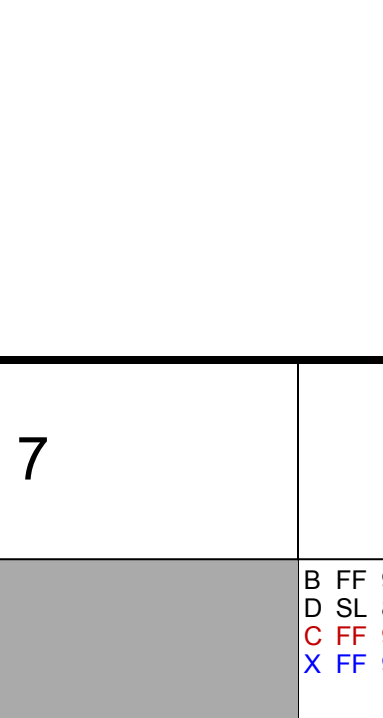
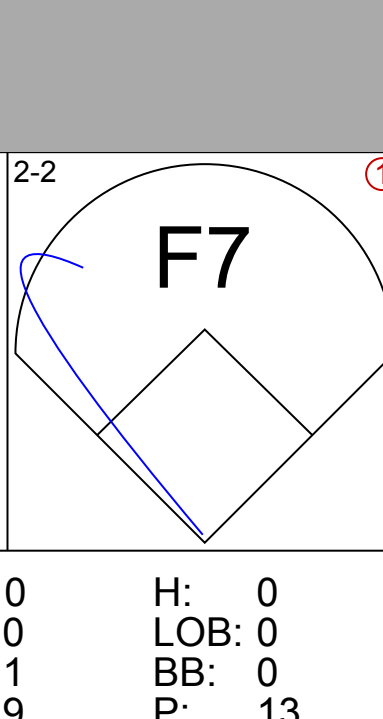
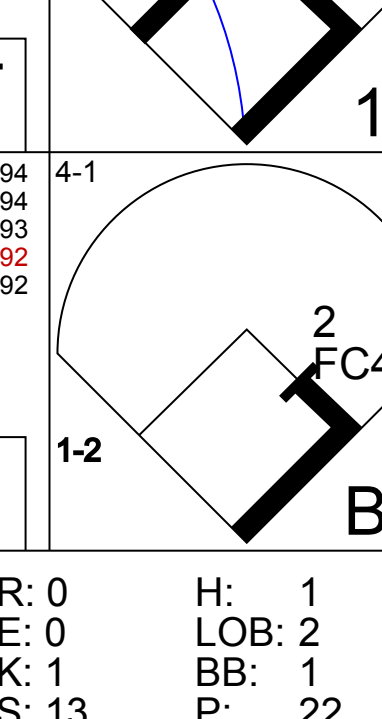

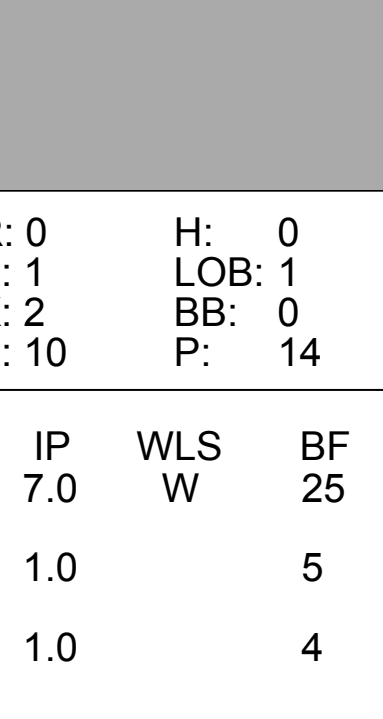
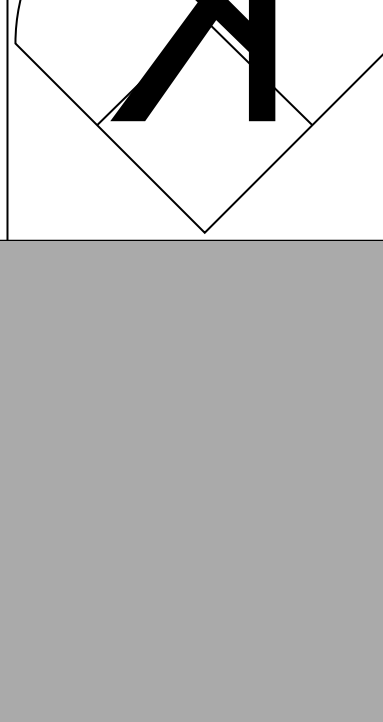
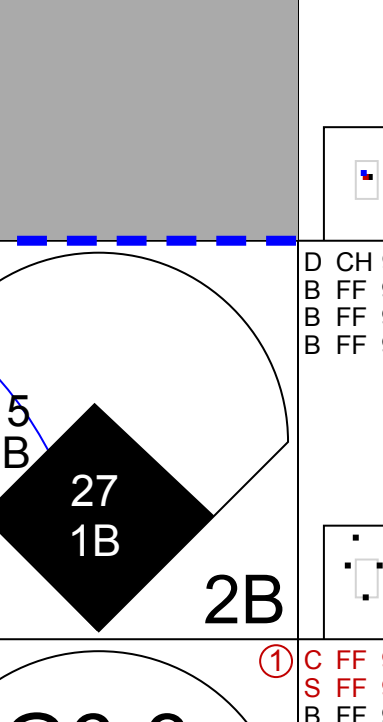
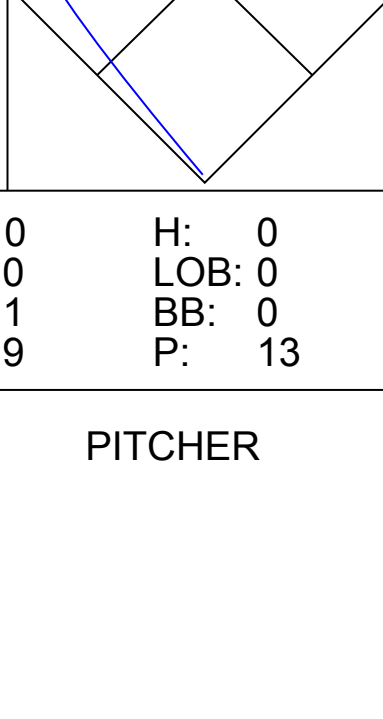
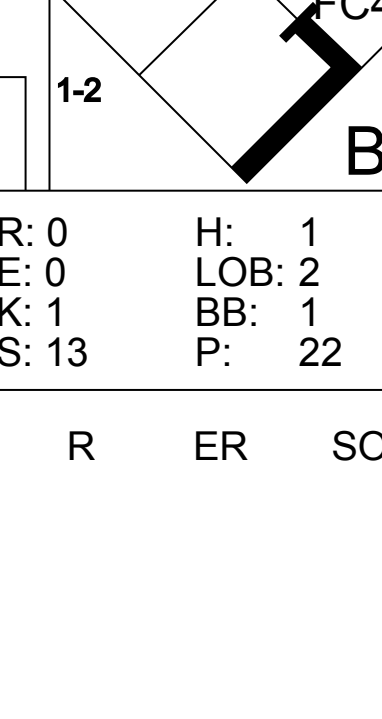
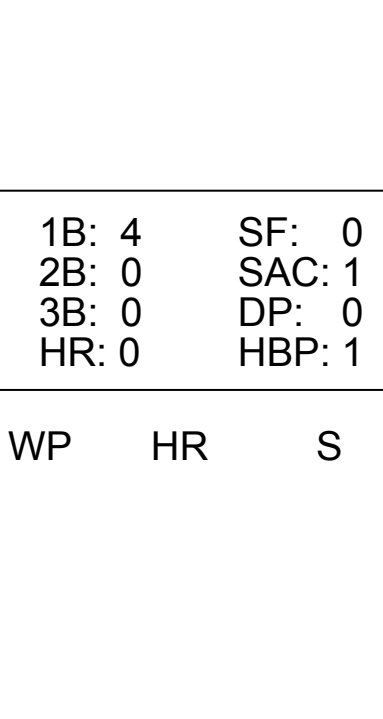
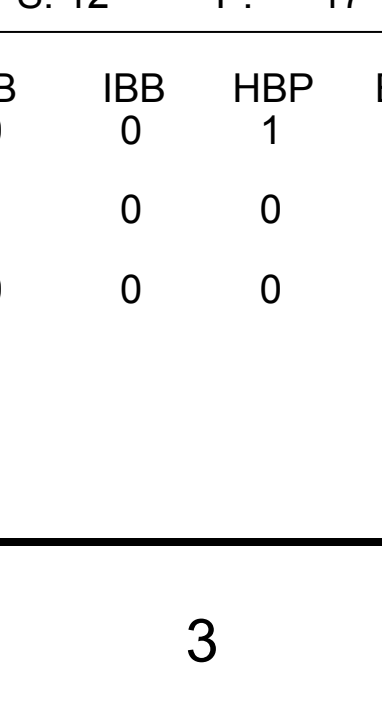




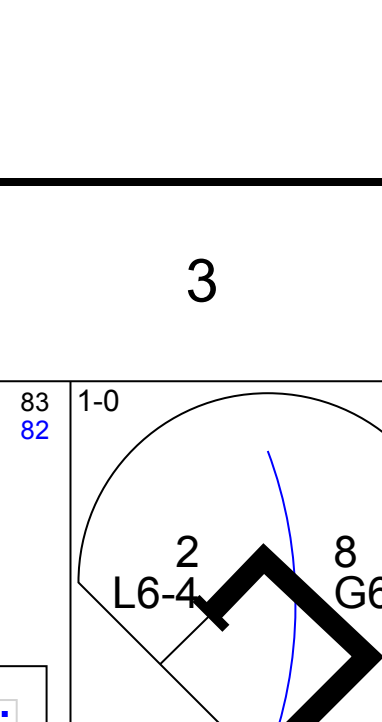
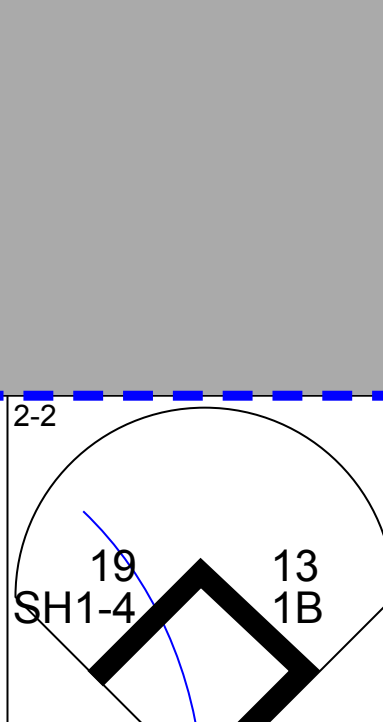
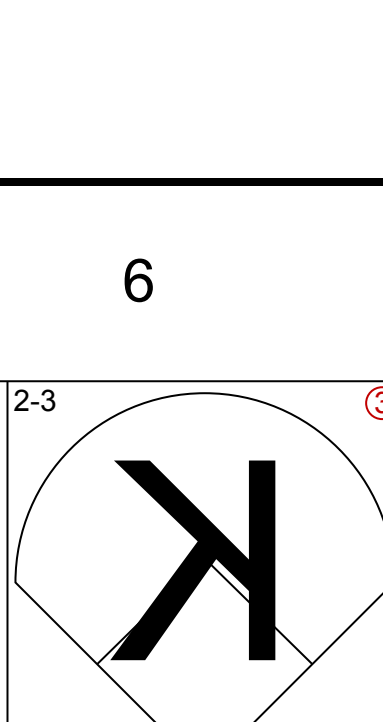
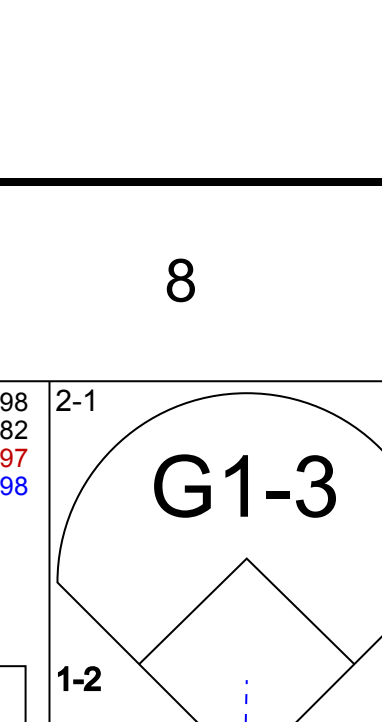
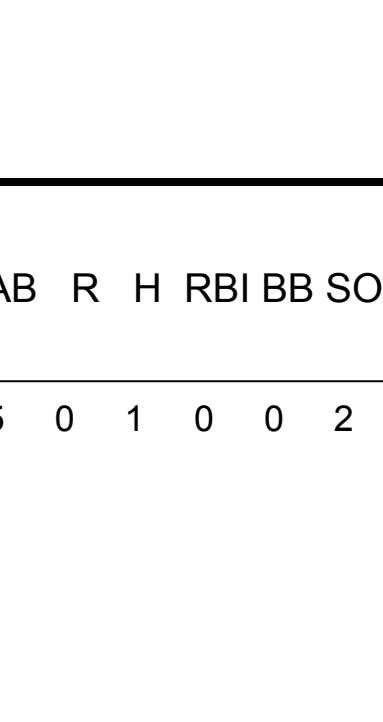
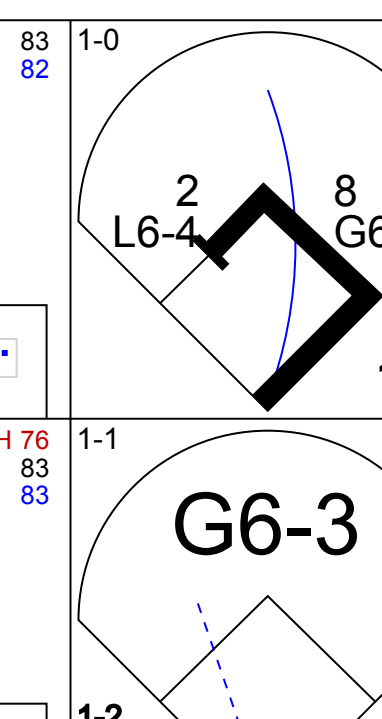
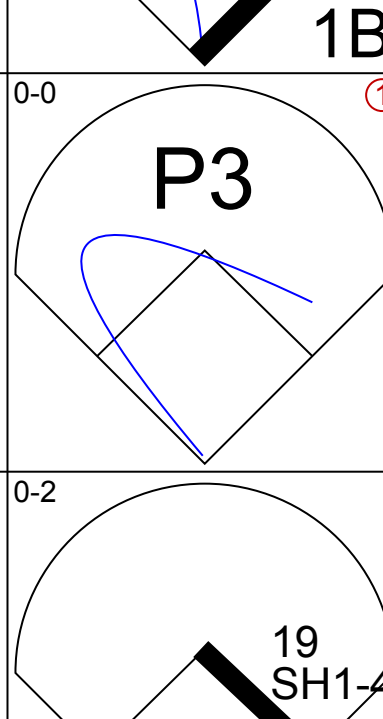

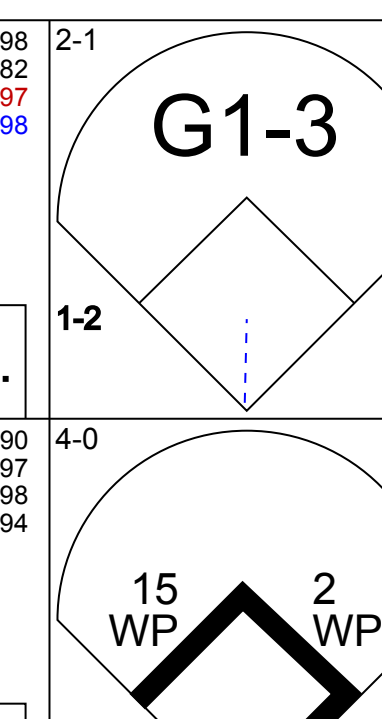

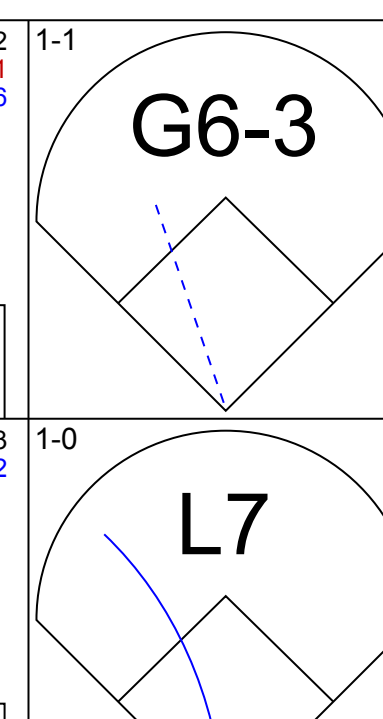
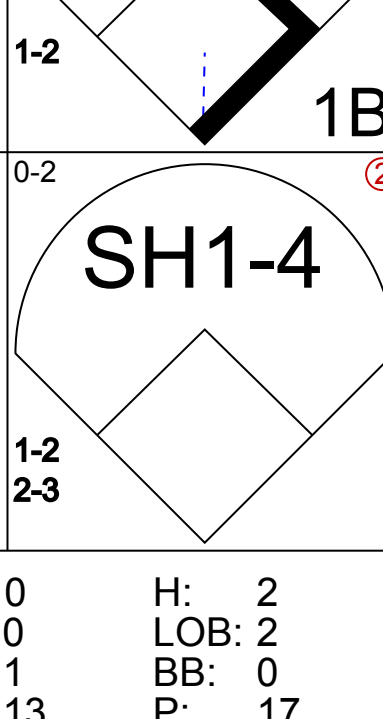
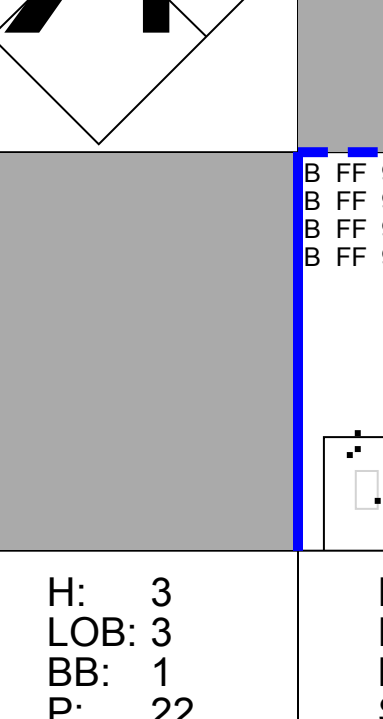

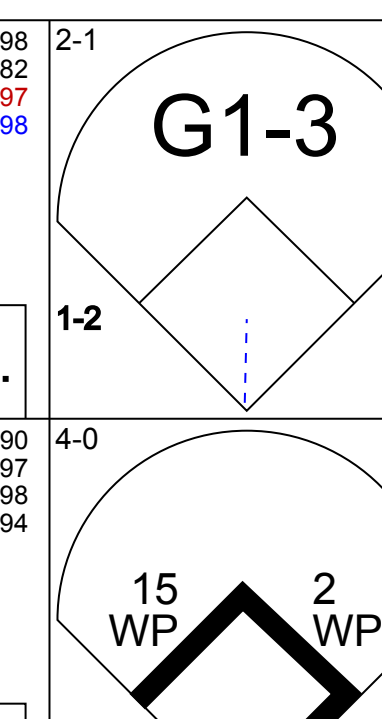
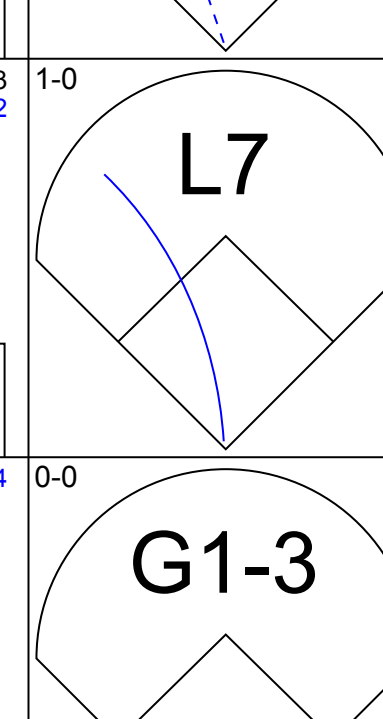
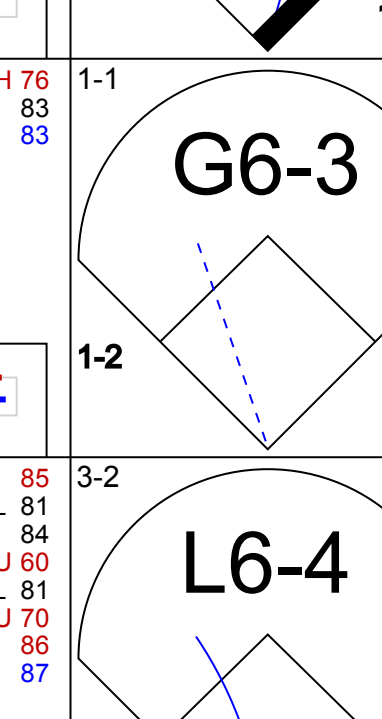


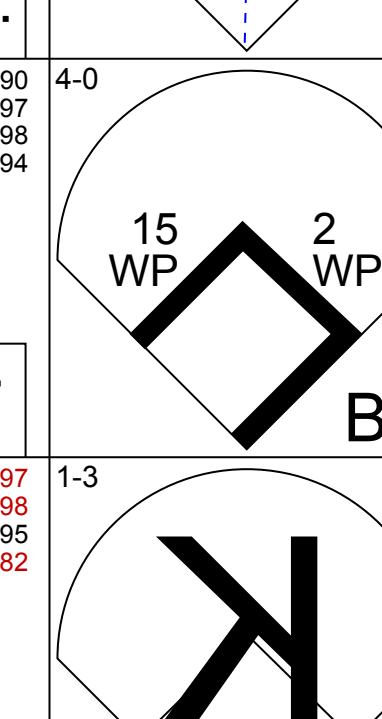
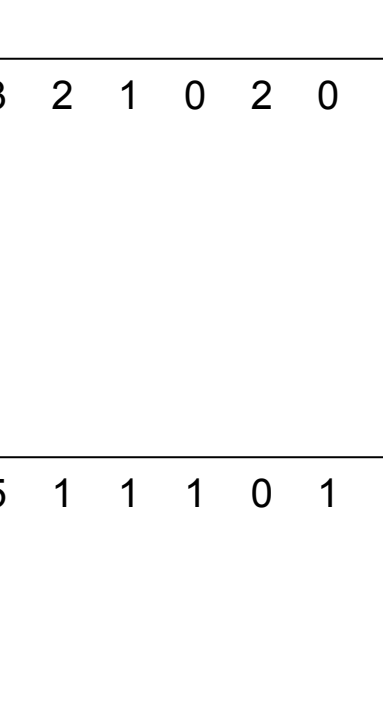
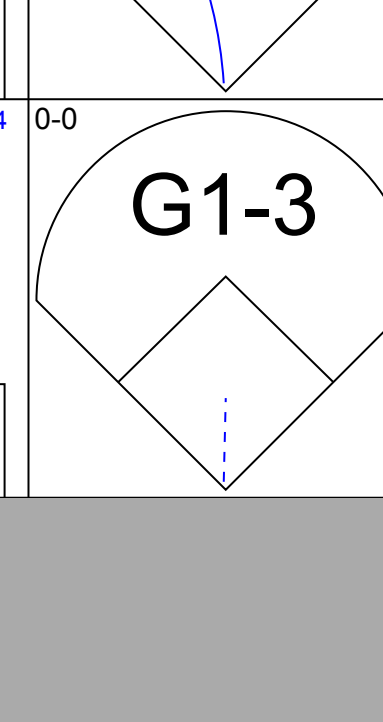

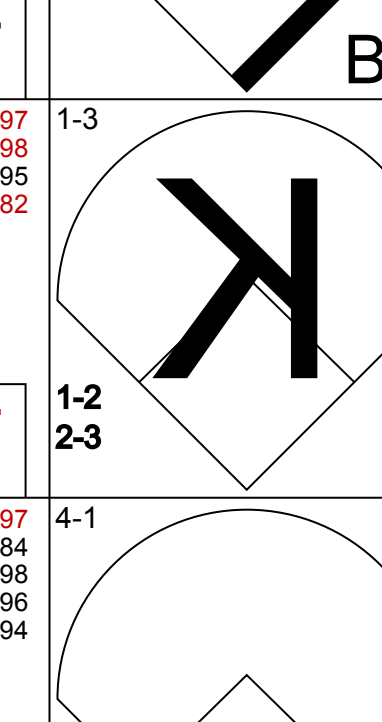

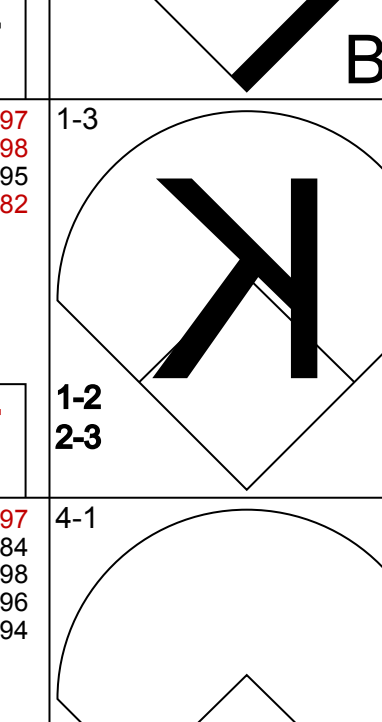
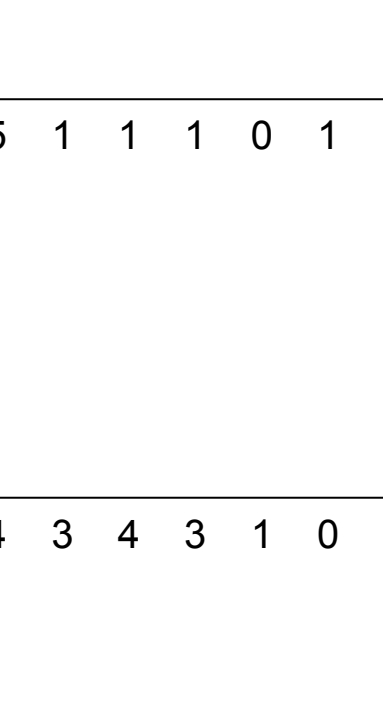

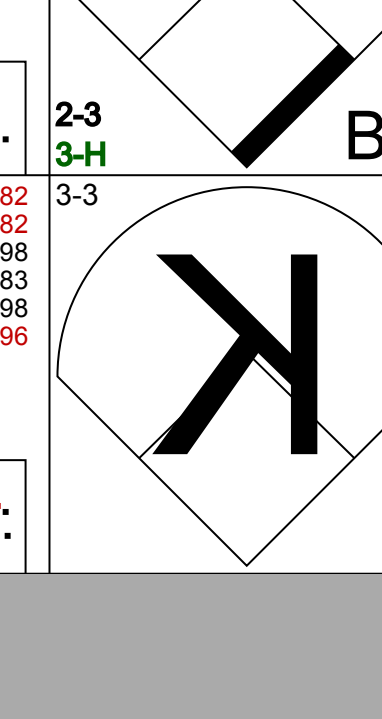
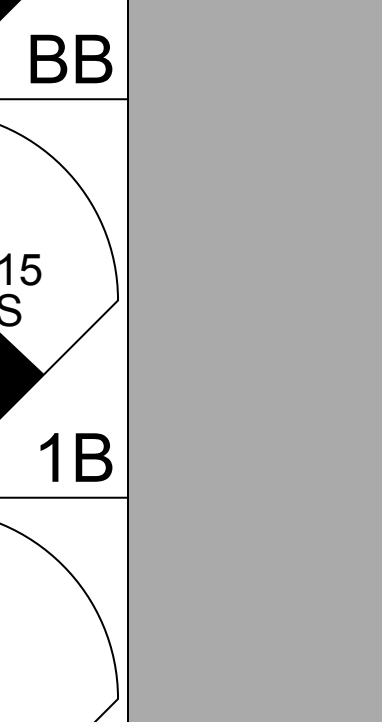
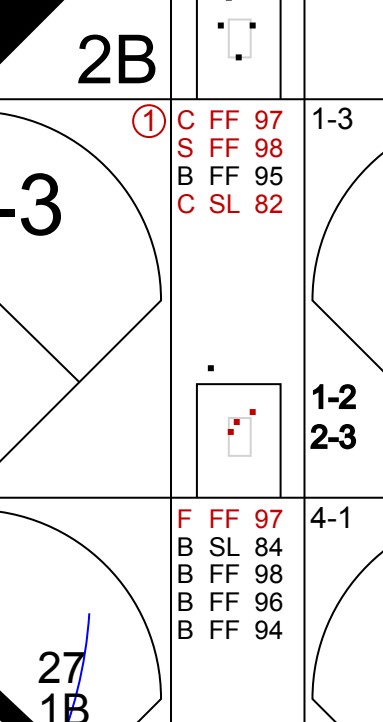
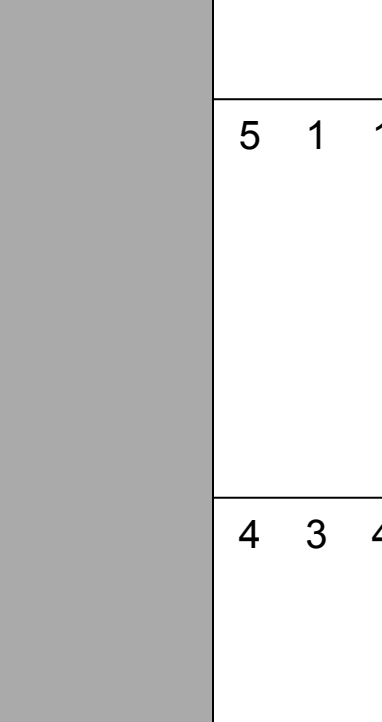

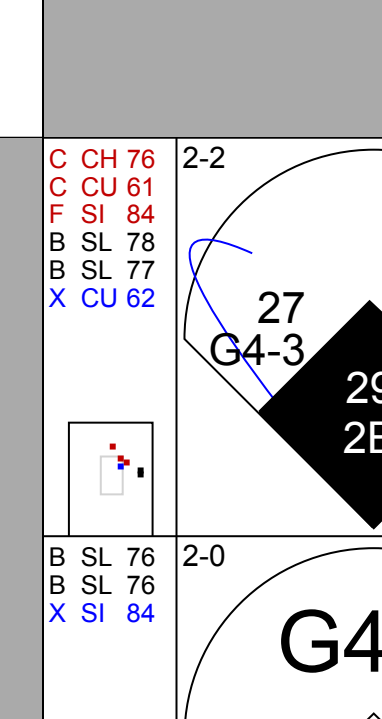


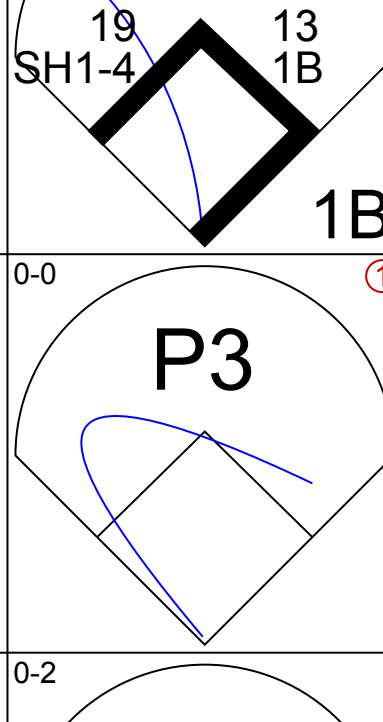

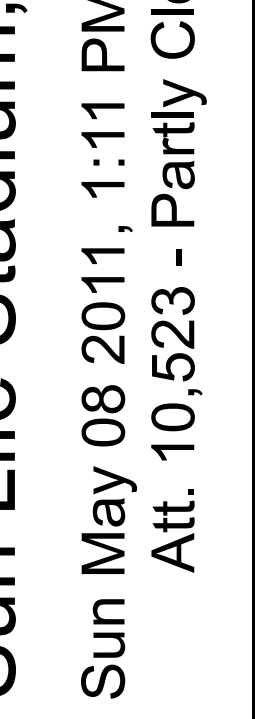
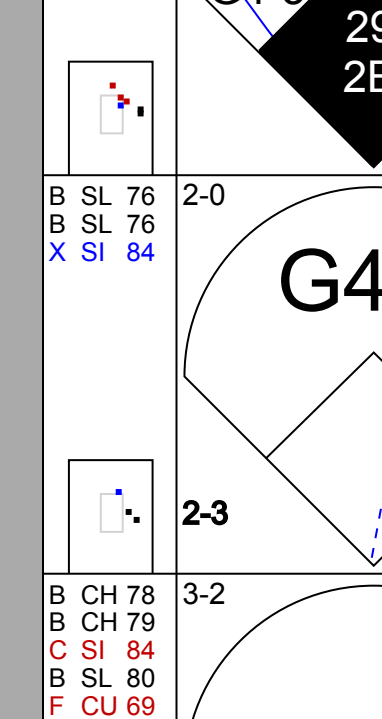
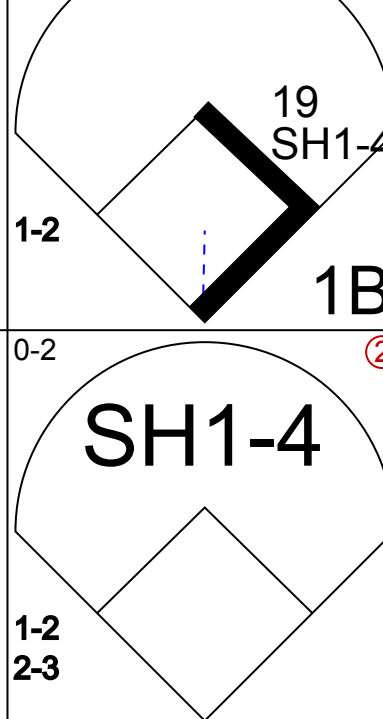
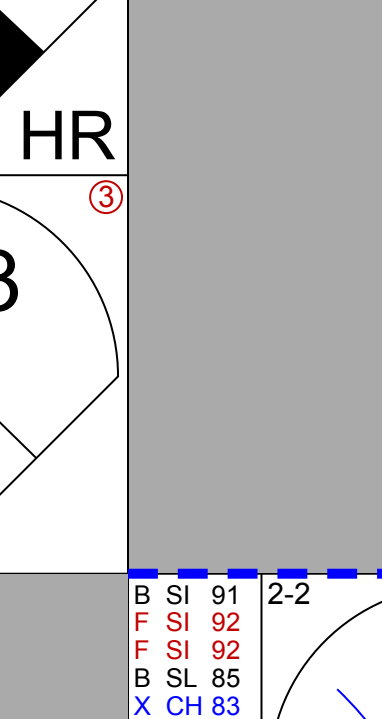
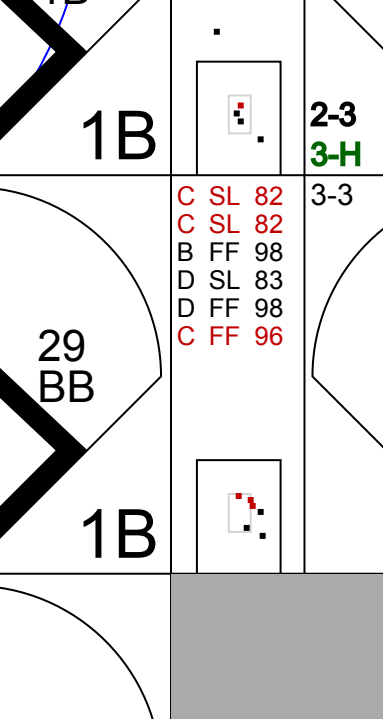

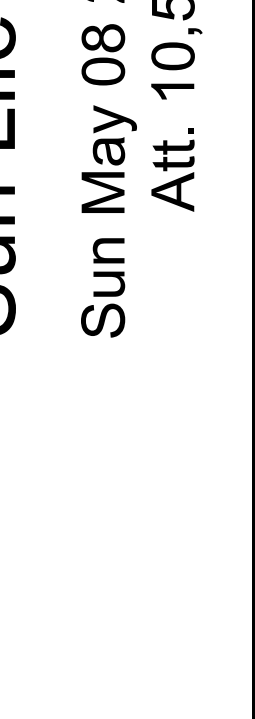
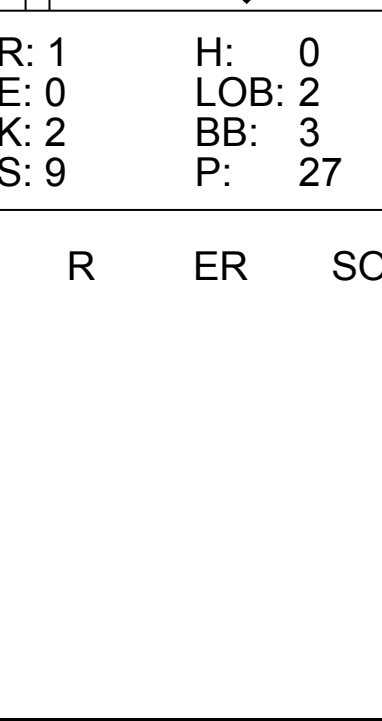
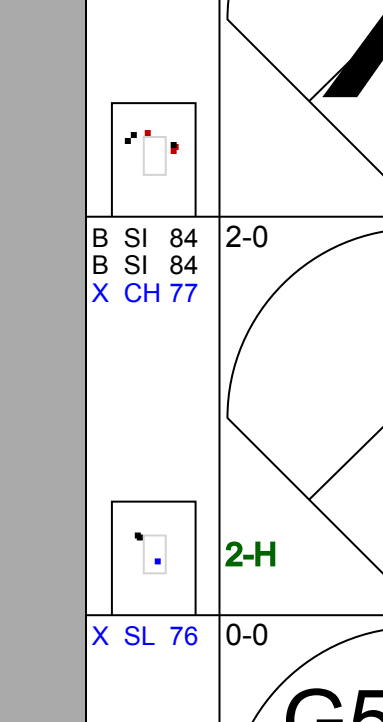
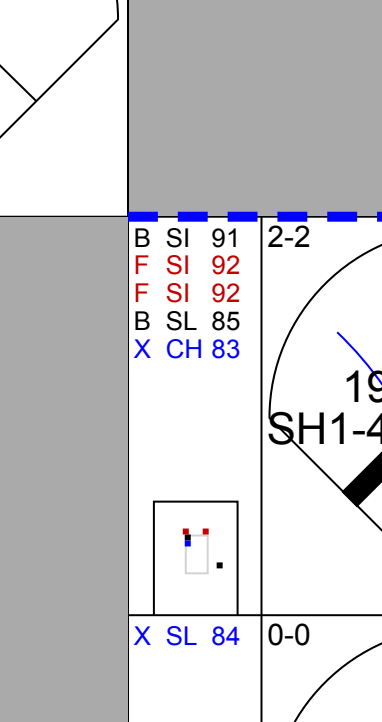
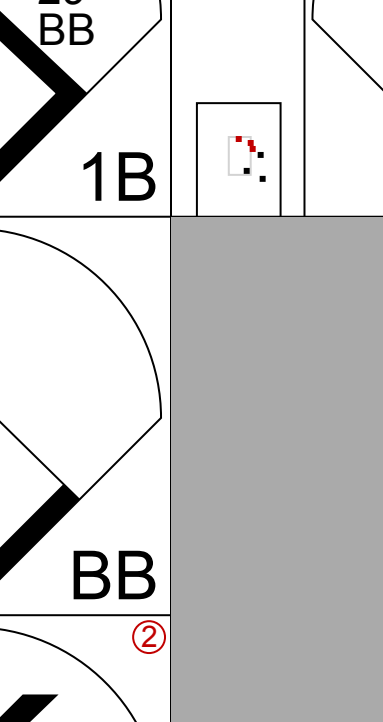
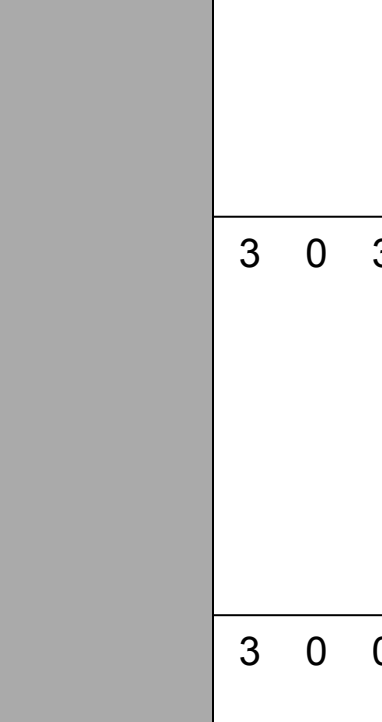

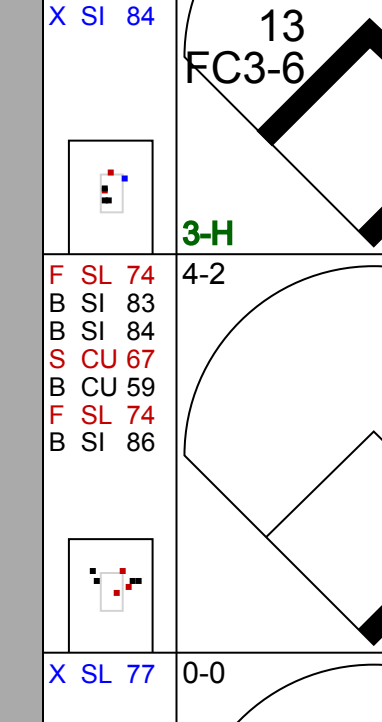
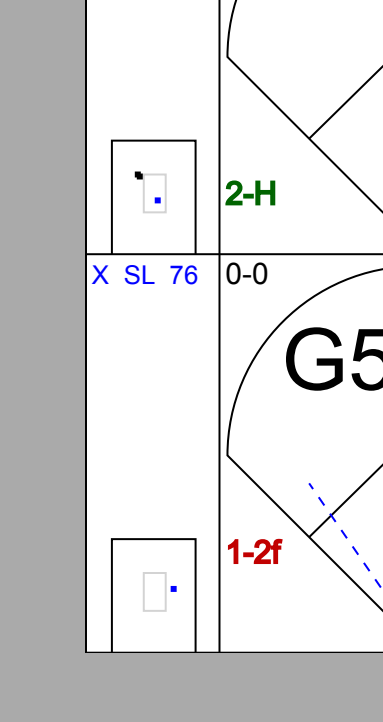
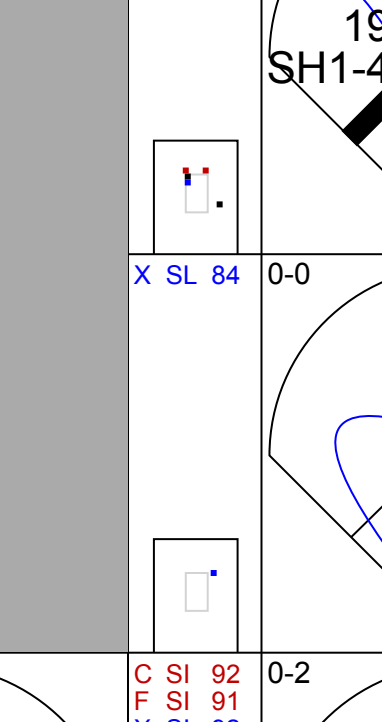

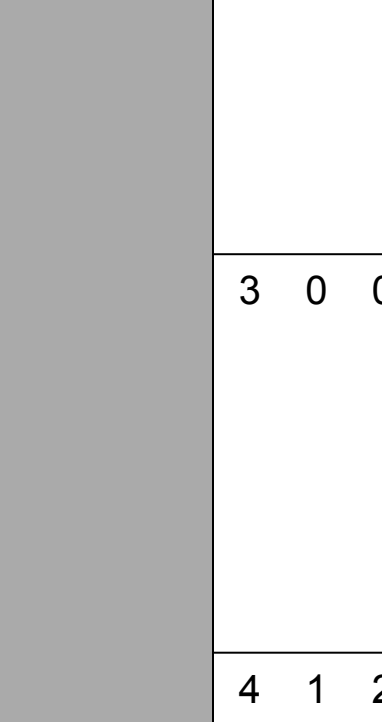

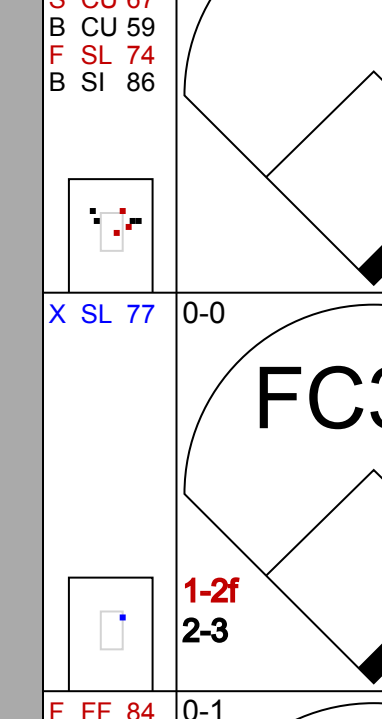
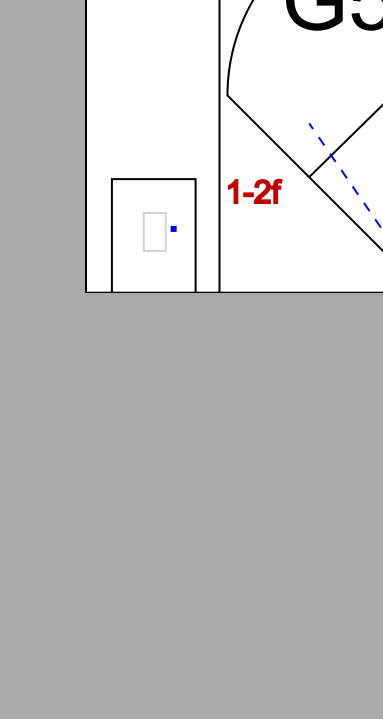
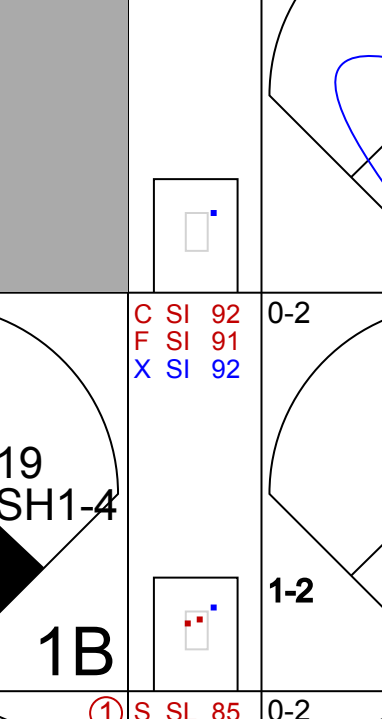
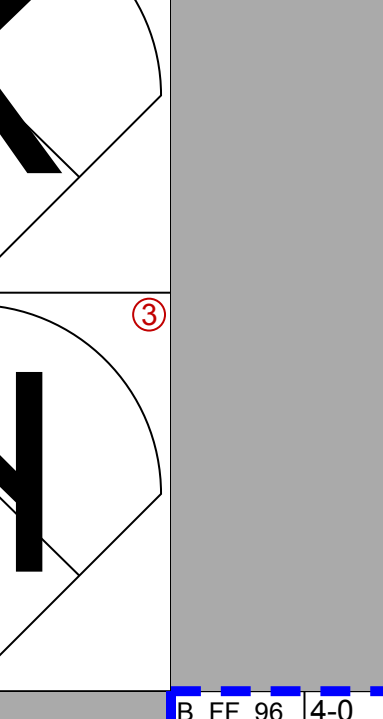
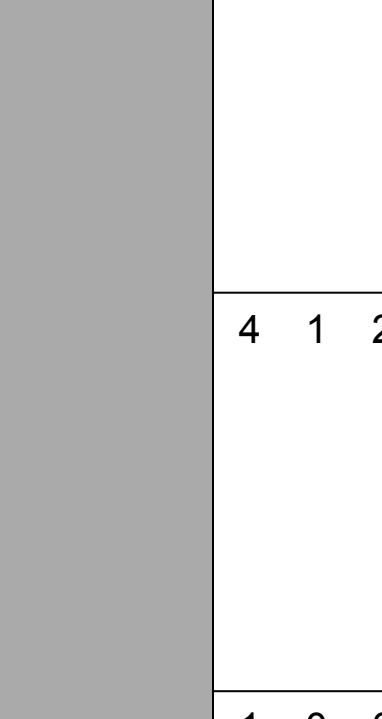

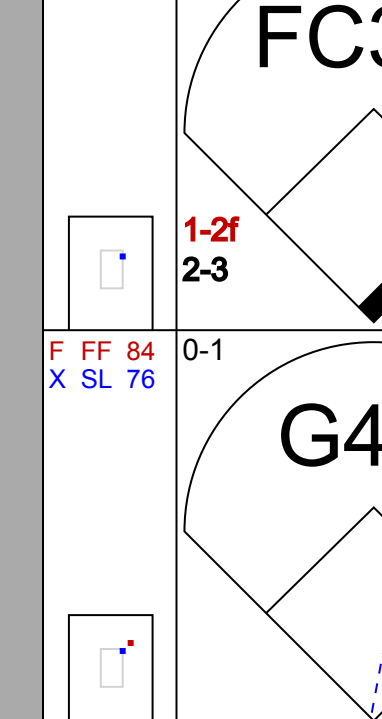

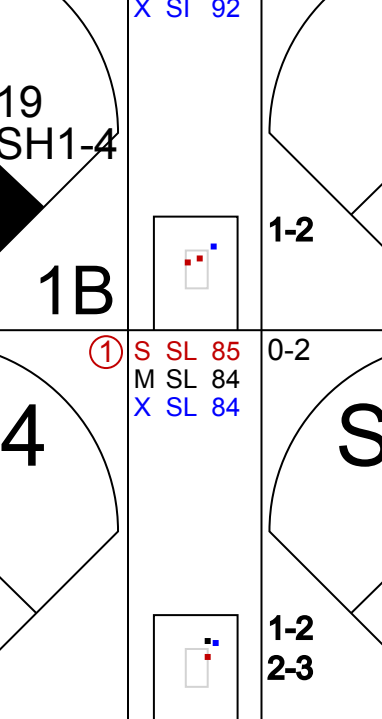
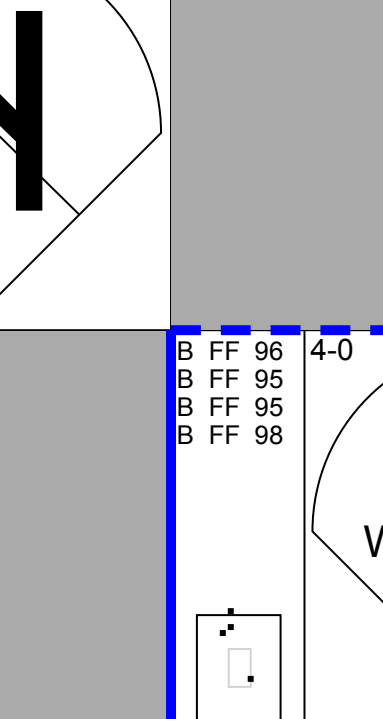
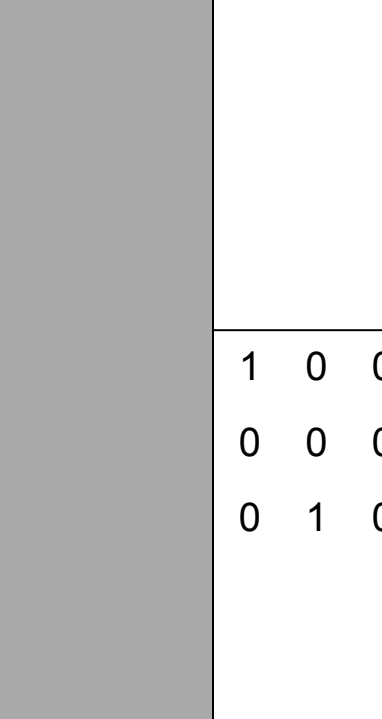

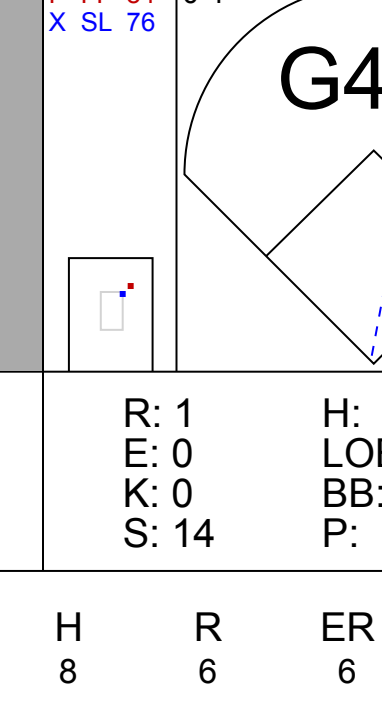

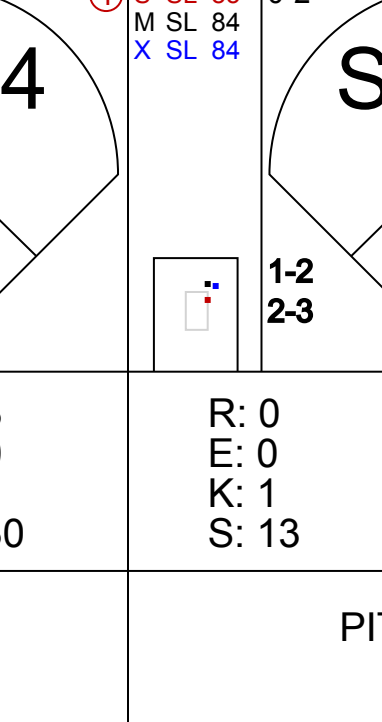
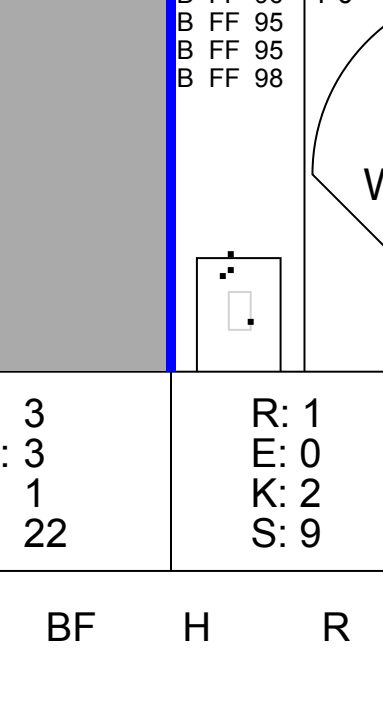
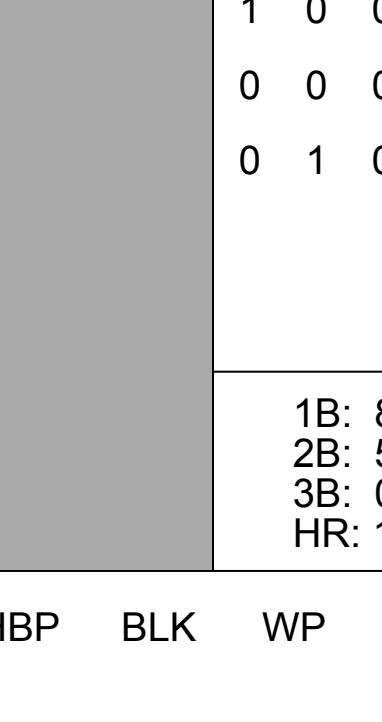
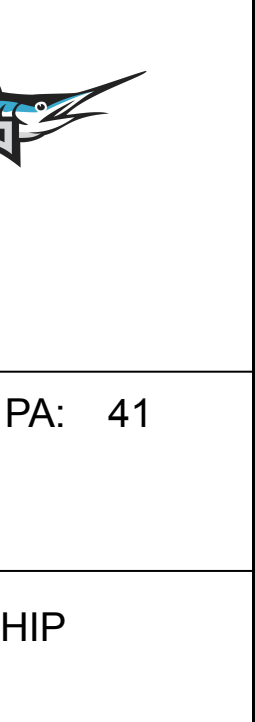
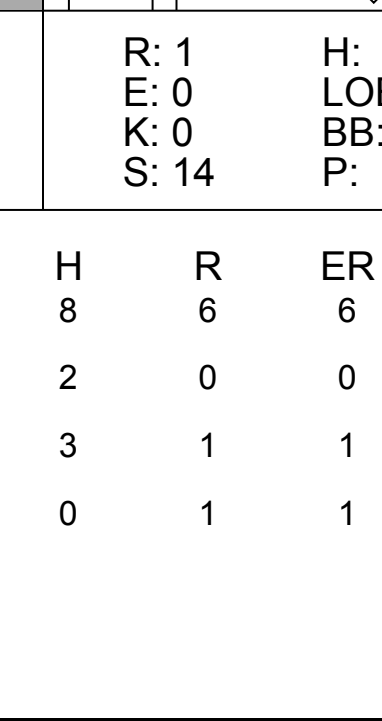
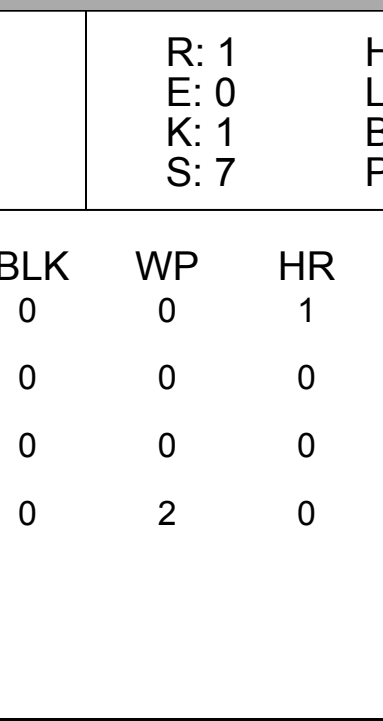

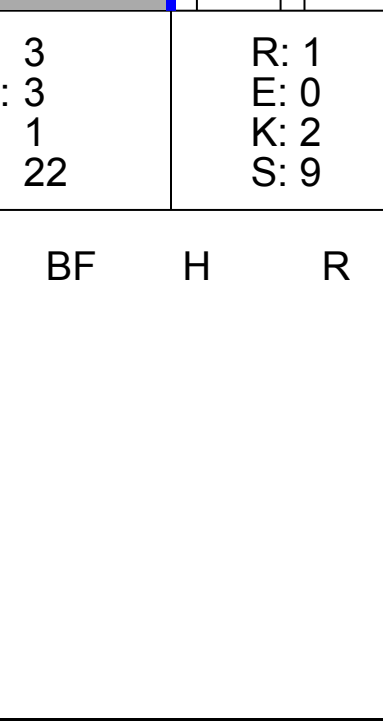

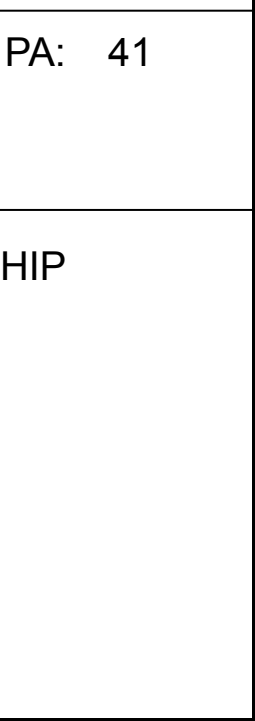
AB 34  
R 2  
H 7  
RBI 2  
BB 2  
SO 13  
LOB 14

WP: 0 PA: 37  
PB: 0  
SB: 0  
CS: 1







Batter	1	2	3	4	5	6	7	8	9	AB	R	H	RBI	BB	SO	LOB	TOP										
2 Roger Bernadina, L (1,8) OBP: 0.417, SLG: 0.455										4	0	0	0	0	2	3	<p>Washington Nationals @ Florida Marlins</p> <p>Sun Life Stadium, Miami, FL</p> <p>Sun May 08 2011, 1:11 PM - 4:09 PM EDT</p> <p>Att: 10,523 - Partly Cloudy - 86 F</p>										
20 Ian Desmond, R (1,6) OBP: 0.250, SLG: 0.383										3	0	0	0	0	2	1											
60 Todd Coffey, R (6,1)										0	0	0	0	0	0	0											
55 Brian Broderick, R (7,1)										0	0	0	0	0	0	0											
12 Matt Stairs, L (8,PH) OBP: 0.281, SLG: 0.056										1	0	0	0	0	1	2											
63 Henry Alberto Rodriguez, R (8,PH)										0	0	0	0	0	0	0											
19 Laynce Nix, L (1,9) OBP: 0.271, SLG: 0.448										4	0	1	0	0	0	2											
25 Adam LaRoche, L (1,3) OBP: 0.300, SLG: 0.313										4	0	0	0	0	1	2											
38 Michael Morse, R (1,7) OBP: 0.275, SLG: 0.325										4	0	2	0	0	1	0											
15 Jerry Hairston, R (1,5) OBP: 0.297, SLG: 0.317										4	0	0	0	0	3	3											
7 Ivan Rodriguez, R (1,2) OBP: 0.241, SLG: 0.321										4	0	0	0	0	2	3											
8 Danny Espinosa, S (1,4) OBP: 0.321, SLG: 0.389										2	0	1	0	0	1	0											
61 Livan Hernandez, R (1,1) OBP: 0.091, SLG: 0.091										0	0	0	0	0	0	0											
13 Alex Cora, L (6,PH) OBP: 0.276, SLG: 0.259										1	0	0	0	1	0	0											
<b>Inning Stats</b>	R: 0 E: 1 K: 2 S: 10	H: 0 LOB: 1 BB: 0 P: 14	R: 0 E: 0 K: 3 S: 12	H: 0 LOB: 0 BB: 0 P: 16	R: 0 E: 0 K: 1 S: 12	H: 0 LOB: 1 BB: 0 P: 17	R: 0 E: 0 K: 0 S: 9	H: 0 LOB: 0 BB: 0 P: 18	R: 0 E: 0 K: 3 S: 13	H: 0 LOB: 0 BB: 0 P: 19	R: 0 E: 0 K: 1 S: 9	H: 0 LOB: 0 BB: 0 P: 13	R: 0 E: 0 K: 1 S: 15	H: 2 LOB: 2 BB: 0 P: 20	R: 0 E: 0 K: 1 S: 13	H: 1 LOB: 2 BB: 1 P: 22	R: 0 E: 0 K: 1 S: 9	H: 1 LOB: 1 BB: 0 P: 14	1B: 4 2B: 0 3B: 0 HR: 0	SF: 0 SAC: 1 DP: 0 HBP: 1	WP: 0 PB: 0 CS: 0	PA: 34					
<b>PITCHER</b>	IP	WLS	BF	H	R	ER	SO	BB	IBB	HBP	BLK	WP	HR	S	P	ERA	WHIP										
19 Anibal Sánchez, R (1,1) ERA: 3.46	7.0	W	25	2	0	0	11	0	0	1	0	0	0	80	117	0.00	0.286										
58 Ryan Webb, R (8,1) ERA: 3.31	1.0		5	1	0	0	1	1	0	0	0	0	0	13	22	0.00	2.000										
31 Burke Badenhop, R (9,1) ERA:	1.0		4	1	0	0	1	0	0	0	0	0	0	9	14	0.00	1.000										
<b>Batter</b>	<b>1</b>	<b>2</b>	<b>3</b>	<b>4</b>	<b>5</b>	<b>6</b>	<b>7</b>	<b>8</b>	<b>9</b>	<b>AB</b>	<b>R</b>	<b>H</b>	<b>RBI</b>	<b>BB</b>	<b>SO</b>	<b>LOB</b>	<b>BOTTOM</b>										
1 Emilio Bonifacio, S (1,7) OBP: 0.381, SLG: 0.442										5	0	1	0	0	2	4	<p>Washington Nationals @ Florida Marlins</p> <p>Sun Life Stadium, Miami, FL</p> <p>Sun May 08 2011, 1:11 PM - 4:09 PM EDT</p> <p>Att: 10,523 - Partly Cloudy - 86 F</p>										
8 Chris Coghlan, L (1,8) OBP: 0.326, SLG: 0.433										3	2	1	0	2	0	1											
2 Hanley Ramirez, R (1,6) OBP: 0.291, SLG: 0.263										5	1	1	1	0	1	4											
15 Gaby Sanchez, R (1,3) OBP: 0.414, SLG: 0.512										4	3	4	3	1	0	0											
27 Giancarlo Stanton, R (1,9) OBP: 0.319, SLG: 0.466										5	0	1	1	0	2	4											
31 Burke Badenhop, R (9,1) ERA:										0	0	0	0	0	0	0											
29 Greg Dobbs, L (1,5) OBP: 0.411, SLG: 0.500										3	0	3	2	1	0	0											
14 John Buck, R (1,2) OBP: 0.311, SLG: 0.435										3	0	0	0	1	1	5											
13 Omar Infante, R (1,4) OBP: 0.285, SLG: 0.303										4	1	2	0	0	1	5											
19 Anibal Sánchez, R (1,1) ERA: 4.29										1	0	0	0	0	0	2											
58 Ryan Webb, R (8,1) ERA: 3.35										0	0	0	0	0	0	0											
16 Bryan Petersen, L (8,PH) OBP: 0.291, SLG: 0.263										0	1	0	0	1	0	0											
<b>Inning Stats</b>	R: 0 E: 0 K: 0 S: 4	H: 0 LOB: 0 BB: 0 P: 6	R: 1 E: 0 K: 0 S: 14	H: 2 LOB: 2 BB: 1 P: 25	R: 0 E: 0 K: 0 S: 8	H: 1 LOB: 0 BB: 0 P: 13	R: 1 E: 0 K: 1 S: 7	H: 2 LOB: 0 BB: 0 P: 12	R: 4 E: 0 K: 1 S: 18	H: 3 LOB: 0 BB: 1 P: 30	R: 0 E: 0 K: 1 S: 13	H: 2 LOB: 2 BB: 0 P: 17	R: 1 E: 0 K: 2 S: 13	H: 3 LOB: 3 BB: 1 P: 22	R: 1 E: 0 K: 2 S: 9	H: 0 LOB: 2 BB: 3 P: 27	1B: 8 2B: 5 3B: 0 HR: 1	SF: 0 SAC: 2 DP: 2 HBP: 0	WP: 2 PB: 0 CS: 0	PA: 41							
<b>PITCHER</b>	IP	WLS	BF	H	R	ER	SO	BB	IBB	HBP	BLK	WP	HR	S	P	ERA	WHIP										
61 Livan Hernandez, R (1,1) ERA: 4.29	5.0	L	23	8	6	6	2	2	0	0	0	0	0	51	86	10.80	2.000										
60 Todd Coffey, R (6,1) ERA: 3.38	1.0		5	2	0	0	1	0	0	0	0	0	0	13	17	0.00	2.000										
55 Brian Broderick, R (7,1) ERA: 6.35	1.0		7	3	1	1	2	1	0	0	0	0	0	13	22	9.00	4.000										
63 Henry Alberto Rodriguez, R (8,1) ERA: 1.8	1.0		6	0	1	1	2	3	0	0	0	2	0	9	27	9.00	3.000										



Batter	1	2	3	4	5	6	7	8	9	AB	R	H	RBI	BB	SO	LOB	TOP					
2 Roger Bernadina, L (1.8) OBP: 0.375, SLG: 0.357	E3 20 1B 28 G6-4-3		P5				G6-3			3	2	0	0	1	0	0	<p>Washington Nationals @ Atlanta Braves</p> <p>Turner Field, Atlanta, GA</p> <p>Tue May 10 2011, 7:11 PM - 9:49 PM EDT</p> <p>Att: 16,143 - Partly Cloudy - 86 F</p>					
20 Ian Desmond, R (1.6) OBP: 0.250, SLG: 0.378				G1-3	G1-3		K			4	0	1	0	0	1	2						
28 Jayson Werth, R (1.9) OBP: 0.322, SLG: 0.407	G6-4-3			L4				F9		4	1	1	3	0	0	1						
25 Adam LaRoche, L (1.3) OBP: 0.313, SLG: 0.316	L3				19 HR					2	1	1	0	2	0	0						
3 Wilson Ramos, R (1.2) OBP: 0.358, SLG: 0.466		P3		E8				G1-3		4	1	0	0	0	0	3						
19 Lance Nix, L (1.7) OBP: 0.270, SLG: 0.484			K				G4-3			4	1	1	3	0	1	1						
8 Danny Espinosa, S (1.4) OBP: 0.312, SLG: 0.376			F8		K		G6-3			4	0	0	0	0	1	0						
15 Jerry Hairston, R (1.5) OBP: 0.295, SLG: 0.314			L4					F8		4	1	1	0	0	1	0						
21 Jason Marquis, L (1.1) OBP: 0.278, SLG: 0.278										3	0	0	0	0	2	1						
17 Sean Burnett, L (8.1)										0	0	0	0	0	0	0						
36 Tyler Clippard, R (8.1)										0	0	0	0	0	0	0						
43 Brian Bixler, R (9. PH)										1	0	0	0	0	0	0						
22 Drew Storen, S (9.1)										0	0	0	0	0	0	0						
<b>Inning Stats</b>	R: 1 E: 1 K: 0 S: 8	H: 1 LOB: 0 BB: 0 P: 13	R: 0 E: 0 K: 1 S: 6	H: 0 LOB: 0 BB: 0 P: 10	R: 0 E: 0 K: 0 S: 7	H: 0 LOB: 0 BB: 0 P: 10	R: 3 E: 1 K: 1 S: 12	H: 2 LOB: 0 BB: 2 P: 18	R: 3 E: 0 K: 1 S: 12	H: 2 LOB: 1 BB: 2 P: 24	R: 0 E: 0 K: 1 S: 8	H: 0 LOB: 0 BB: 0 P: 12	R: 0 E: 0 K: 2 S: 11	H: 0 LOB: 0 BB: 0 P: 14	R: 0 E: 0 K: 0 S: 5	H: 0 LOB: 1 BB: 1 P: 12	R: 0 E: 0 K: 0 S: 9	H: 0 LOB: 0 BB: 0 P: 16	1B: 3 2B: 0 3B: 0 HR: 2	SF: 0 SAC: 0 DP: 1 HBP: 0	WP: 0 PB: 0 SB: 2 CS: 0	PA: 36
<b>PITCHER</b>	IP WLS BF H R ER SO BB IBB HBP BLK WP HR S P ERA WHIP	IP WLS BF H R ER SO BB IBB HBP BLK WP HR S P ERA WHIP	IP WLS BF H R ER SO BB IBB HBP BLK WP HR S P ERA WHIP	IP WLS BF H R ER SO BB IBB HBP BLK WP HR S P ERA WHIP	IP WLS BF H R ER SO BB IBB HBP BLK WP HR S P ERA WHIP	IP WLS BF H R ER SO BB IBB HBP BLK WP HR S P ERA WHIP	IP WLS BF H R ER SO BB IBB HBP BLK WP HR S P ERA WHIP	IP WLS BF H R ER SO BB IBB HBP BLK WP HR S P ERA WHIP	IP WLS BF H R ER SO BB IBB HBP BLK WP HR S P ERA WHIP	IP WLS BF H R ER SO BB IBB HBP BLK WP HR S P ERA WHIP	IP WLS BF H R ER SO BB IBB HBP BLK WP HR S P ERA WHIP	IP WLS BF H R ER SO BB IBB HBP BLK WP HR S P ERA WHIP	IP WLS BF H R ER SO BB IBB HBP BLK WP HR S P ERA WHIP	IP WLS BF H R ER SO BB IBB HBP BLK WP HR S P ERA WHIP	IP WLS BF H R ER SO BB IBB HBP BLK WP HR S P ERA WHIP	IP WLS BF H R ER SO BB IBB HBP BLK WP HR S P ERA WHIP	IP WLS BF H R ER SO BB IBB HBP BLK WP HR S P ERA WHIP					

AB	33
R	7
H	5
RBI	6
BB	3
SO	6
LOB	8



Batter	1	2	3	4	5	6	7	8	9	AB	R	H	RBI	BB	SO	LOB	BOTTOM					
14 Martin Prado, R (1.7) OBP: 0.312, SLG: 0.411	F8				G6-4-3				G1-3	5	2	2	1	0	0	2	<p>Washington Nationals @ Atlanta Braves</p> <p>Turner Field, Atlanta, GA</p> <p>Tue May 10 2011, 7:11 PM - 9:49 PM EDT</p> <p>Att: 16,143 - Partly Cloudy - 86 F</p>					
22 Jason Heyward, L (1.9) OBP: 0.322, SLG: 0.433										3	0	0	0	0	2	0						
20 Eric Hinske, L (8.9) OBP: 0.381, SLG: 0.641	K									1	1	1	1	0	0	0						
10 Chipper Jones, S (1.5) OBP: 0.347, SLG: 0.445										3	1	1	1	1	0	0						
16 Brian McCann, L (1.2) OBP: 0.382, SLG: 0.388										2	1	1	0	2	0	0						
26 Dan Uggla, R (1.4) OBP: 0.260, SLG: 0.396										4	1	1	3	0	0	3						
5 Freddie Freeman, L (1.3) OBP: 0.336, SLG: 0.397										4	0	1	0	0	0	2						
13 Nate McLouth, L (1.8) OBP: 0.357, SLG: 0.371										4	0	0	0	0	0	0						
24 Diory Hernandez, R (1.6) OBP: 0.250, SLG: 0.250										4	0	1	0	0	0	0						
15 Tim Hudson, R (1.1)										1	0	0	0	0	0	0						
4 Joe Mather, R (6. PH)										1	0	1	0	0	0	0						
50 Cristhian Martinez, R (6.1)										1	0	0	0	0	1	0						
39 Jonny Venters, L (9.1)										0	0	0	0	0	0	0						
7 Brooks Conrad, S (9. PH)										1	0	0	0	0	0	0						
<b>Inning Stats</b>	R: 0 E: 0 K: 1 S: 9	H: 0 LOB: 0 BB: 0 P: 14	R: 0 E: 0 K: 0 S: 6	H: 0 LOB: 0 BB: 0 P: 10	R: 0 E: 0 K: 0 S: 7	H: 0 LOB: 0 BB: 0 P: 12	R: 1 E: 0 K: 0 S: 11	H: 1 LOB: 2 BB: 2 P: 22	R: 0 E: 0 K: 0 S: 7	H: 2 LOB: 1 BB: 0 P: 10	R: 0 E: 0 K: 1 S: 10	H: 1 LOB: 0 BB: 0 P: 10	R: 0 E: 0 K: 0 S: 5	H: 1 LOB: 0 BB: 0 P: 9	R: 5 E: 0 K: 1 S: 23	H: 4 LOB: 0 BB: 1 P: 37	R: 0 E: 0 K: 0 S: 7	H: 0 LOB: 0 BB: 0 P: 10	1B: 6 2B: 1 3B: 0 HR: 2	SF: 0 SAC: 0 DP: 1 HBP: 0	WP: 0 PB: 0 SB: 0 CS: 0	PA: 37
<b>PITCHER</b>	IP WLS BF H R ER SO BB IBB HBP BLK WP HR S P ERA WHIP	IP WLS BF H R ER SO BB IBB HBP BLK WP HR S P ERA WHIP	IP WLS BF H R ER SO BB IBB HBP BLK WP HR S P ERA WHIP	IP WLS BF H R ER SO BB IBB HBP BLK WP HR S P ERA WHIP	IP WLS BF H R ER SO BB IBB HBP BLK WP HR S P ERA WHIP	IP WLS BF H R ER SO BB IBB HBP BLK WP HR S P ERA WHIP	IP WLS BF H R ER SO BB IBB HBP BLK WP HR S P ERA WHIP	IP WLS BF H R ER SO BB IBB HBP BLK WP HR S P ERA WHIP	IP WLS BF H R ER SO BB IBB HBP BLK WP HR S P ERA WHIP	IP WLS BF H R ER SO BB IBB HBP BLK WP HR S P ERA WHIP	IP WLS BF H R ER SO BB IBB HBP BLK WP HR S P ERA WHIP	IP WLS BF H R ER SO BB IBB HBP BLK WP HR S P ERA WHIP	IP WLS BF H R ER SO BB IBB HBP BLK WP HR S P ERA WHIP	IP WLS BF H R ER SO BB IBB HBP BLK WP HR S P ERA WHIP	IP WLS BF H R ER SO BB IBB HBP BLK WP HR S P ERA WHIP	IP WLS BF H R ER SO BB IBB HBP BLK WP HR S P ERA WHIP	IP WLS BF H R ER SO BB IBB HBP BLK WP HR S P ERA WHIP					





Batter	1	2	3	4	5	6	7	8	9	10	11	AB	R	H	RBI	BB	SO	LOB	TOP					
2 Roger Bernadina, L 38 Michael Morse, R 45 Doug Slaten, L 60 Todd Coffey, R 13 Alex Carr, L OBP: 0.300, SLG: 0.286	F9		G4-3		F9		F8		1B		20 2B	3	0	0	0	0	0	0						
20 Ian Desmond, R OBP: 0.254, SLG: 0.384	F9		28 S		G6-3		CS		G6-3		28 HR	6	1	2	2	0	1	3						
28 Jayson Werth, R OBP: 0.329, SLG: 0.430	25 S		1B		G1-3						3-H	5	1	2	2	1	2	4						
25 Adam LaRoche, L OBP: 0.314, SLG: 0.311	F8		BB		G4-3		G4-3		K		3 G6-3	5	0	1	0	1	2	2						
3 Wilson Ramos, R 36 Tyler Clippard, R			P3		G6-3		G6-3		G1-3		19 WP	5	1	1	0	1	0	4						
19 Laynce Nix, L OBP: 0.254, SLG: 0.507			19 1B		F7							5	1	3	1	0	1	1						
8 Danny Espinosa, S OBP: 0.308, SLG: 0.384			8 FC6-4									4	0	0	0	1	3	4						
15 Jerry Hairston, R OBP: 0.300, SLG: 0.319					F8							5	1	2	0	0	0	2						
31 John Lannan, L 43 Drew Storen, R 21 Sean Burnett, L 22 Drew Storen, S 7 Ian Rodriguez, R												2	0	0	0	2	2							
<b>Inning Stats</b>	R: 0 E: 0 K: 0 S: 8	H: 1 LOB: 1 BB: 0 P: 17	R: 1 E: 0 K: 1 S: 13	H: 2 LOB: 1 BB: 0 P: 19	R: 0 E: 0 K: 1 S: 14	H: 1 LOB: 2 BB: 1 P: 25	R: 0 E: 0 K: 1 S: 7	H: 0 LOB: 1 BB: 1 P: 12	R: 0 E: 0 K: 1 S: 8	H: 1 LOB: 1 BB: 0 P: 15	R: 0 E: 0 K: 1 S: 9	H: 0 LOB: 1 BB: 1 P: 17	R: 2 E: 0 K: 3 S: 14	H: 3 LOB: 3 BB: 1 P: 20	R: 0 E: 0 K: 3 S: 12	H: 0 LOB: 1 BB: 1 P: 19	R: 4 E: 0 K: 0 S: 10	H: 4 LOB: 0 BB: 0 P: 17	1B: 9 2B: 3 3B: 0 HR: 1	SF: 0 SAC: 1 DP: 1 HBP: 1	WP: 1 PB: 0 SB: 4 CS: 1	PA: 51		
<b>PITCHER</b>	48 Tommy Hanson, R ERA: 2.51	53 Cory Gearrin, R ERA: 3.12	34 Eric O'Flaherty, L ERA: 0.96	39 Jonny Venters, L ERA: 0.87	46 Craig Kimbrel, R ERA: 2.7	52 George Sherrill, L ERA: 2.25	19 Scott Linebrink, R ERA: 7.5																	

Washington Nationals @ Atlanta Braves  
Turner Field, Atlanta, GA  
Wed May 11 2011, 7:12 PM - 10:42 PM EDT  
Att. 16,692 - Clear - 86 F

livebaseballscores.com  
AB 43  
R 7  
H 13  
RBI 7  
BB 5  
SO 11  
LOB 23



Batter	1	2	3	4	5	6	7	8	9	10	11	AB	R	H	RBI	BB	SO	LOB	BOTTOM				
14 Martin Prado, R OBP: 0.314, SLG: 0.411	10 2B	F9			10 G5-4-3		K			L4		5	1	2	0	0	1	1					
2 Alex Gonzalez, R OBP: 0.274, SLG: 0.414	K		G4-3		K				F7		G5-3	5	0	0	0	0	2	2					
10 Chipper Jones, S OBP: 0.349, SLG: 0.447	16 2B		G6-3		G5-4-3				K		16 G4-3	4	1	1	0	1	1	1					
16 Brian McCann, L OBP: 0.382, SLG: 0.405			G4-3		F7						G4-3	5	0	2	2	0	0	1					
26 Dan Uggla, R OBP: 0.264, SLG: 0.392	G5-3				13 G3		5 G3-6				G5-3	4	0	1	0	1	1	3					
5 Freddie Freeman, L OBP: 0.331, SLG: 0.383	K				13 G3		G3-6				K	4	0	0	0	1	2	3					
20 Eric Hinske, L 39 Jonny Venters, L 46 Craig Kimbrel, R 7 Brooks Conrad, S 52 George Sherrill, L 19 Scott Linebrink, R			F8		F8						K	3	1	1	1	0	0	2					
13 Nate McLouth, L OBP: 0.354, SLG: 0.367			48 SH2-4		G3		G3				G4-3	4	0	1	0	0	0	2					
48 Tommy Hanson, R OBP: 0.271, SLG: 0.071			SH2-4		G5-3						K	1	0	0	0	0	0	2					
53 Cory Gearrin, R												0	0	0	0	0	0	0					
34 Eric O'Flaherty, L												0	0	0	0	0	0	0					
4 Joe Mather, R OBP: 0.250, SLG: 0.273												2	0	0	0	0	2	0					
<b>Inning Stats</b>	R: 2 E: 0 K: 2 S: 11	H: 2 LOB: 1 BB: 1 P: 19	R: 0 E: 0 K: 0 S: 8	H: 1 LOB: 1 BB: 0 P: 11	R: 0 E: 0 K: 0 S: 7	H: 0 LOB: 0 BB: 0 P: 11	R: 0 E: 0 K: 0 S: 13	H: 1 LOB: 2 BB: 1 P: 25	R: 0 E: 0 K: 1 S: 6	H: 0 LOB: 0 BB: 1 P: 8	R: 1 E: 0 K: 2 S: 8	H: 1 LOB: 0 BB: 0 P: 13	R: 0 E: 0 K: 1 S: 11	H: 0 LOB: 1 BB: 0 P: 16	R: 0 E: 0 K: 1 S: 7	H: 0 LOB: 0 BB: 0 P: 8	R: 0 E: 0 K: 1 S: 8	H: 1 LOB: 1 BB: 0 P: 12	1B: 4 2B: 3 3B: 0 HR: 1	SF: 0 SAC: 1 DP: 2 HBP: 0	WP: 0 PB: 0 SB: 0 CS: 0	PA: 42	
<b>PITCHER</b>	31 John Lannan, L ERA: 4.79	45 Doug Slaten, L ERA: 1.36	60 Todd Coffey, R ERA: 2.92	17 Sean Burnett, L ERA: 5.52	22 Drew Storen, R ERA: 0.44	36 Tyler Clippard, R ERA: 1.69																	

Washington Nationals @ Atlanta Braves  
Turner Field, Atlanta, GA  
Wed May 11 2011, 7:12 PM - 10:42 PM EDT  
Att. 16,692 - Clear - 86 F

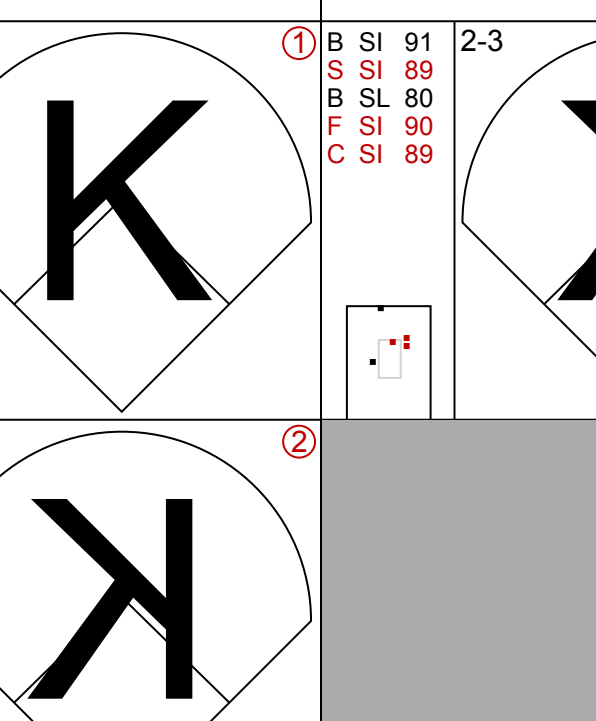
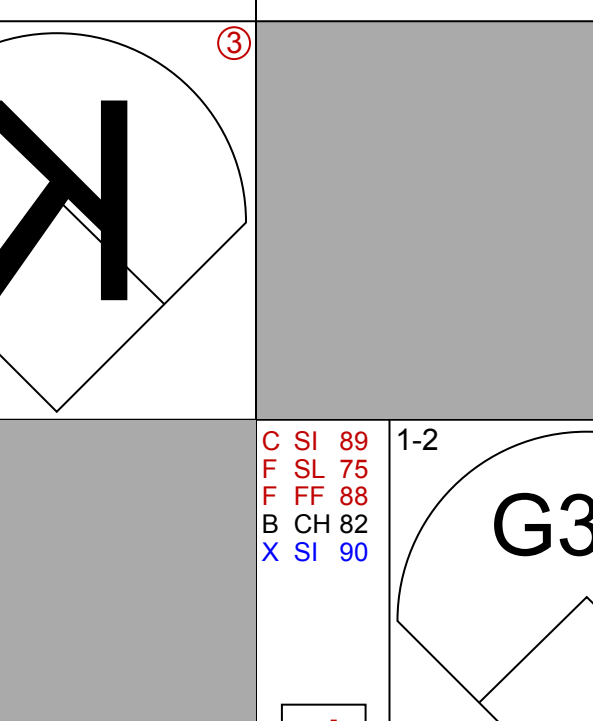
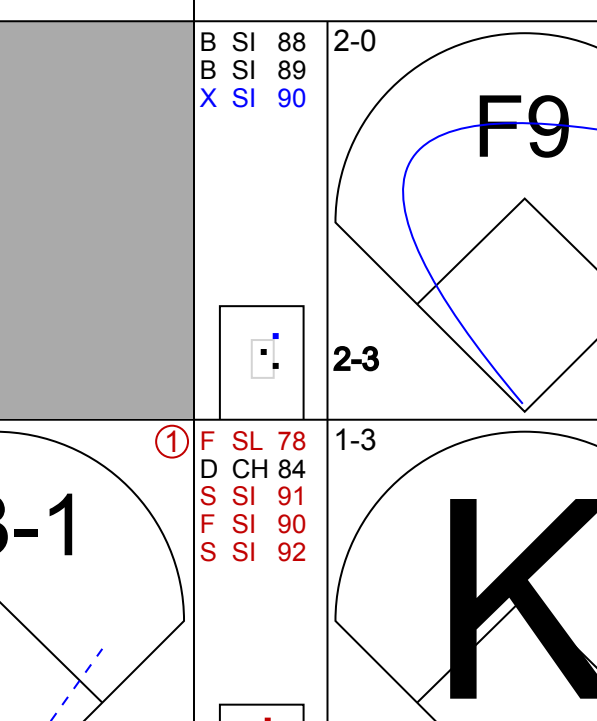
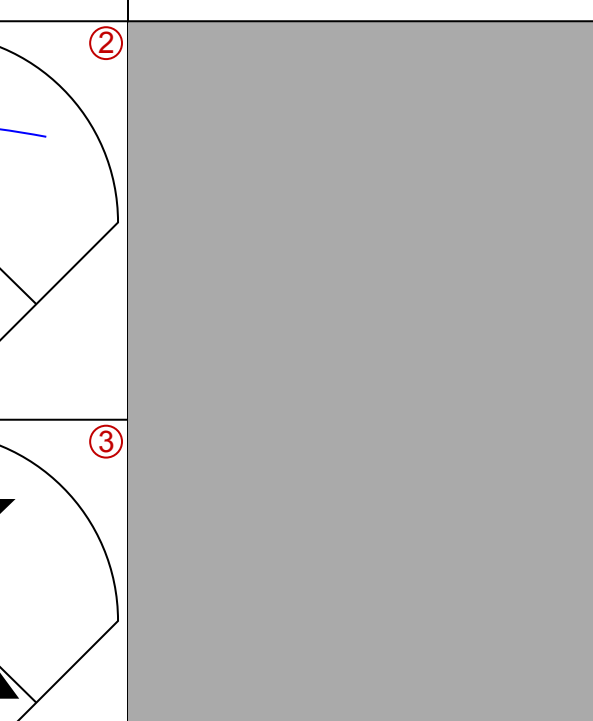
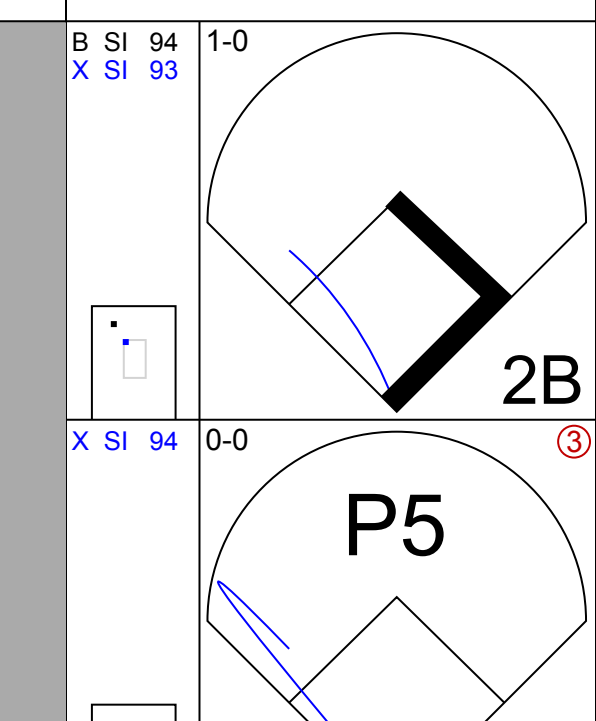

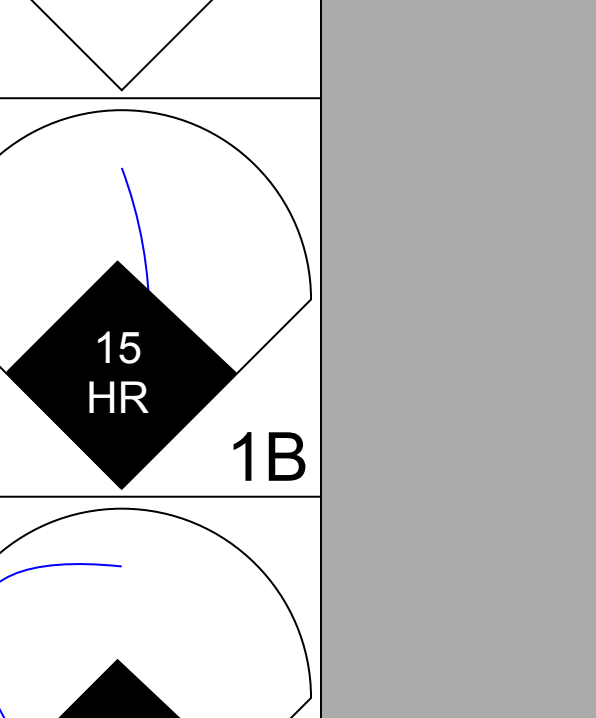
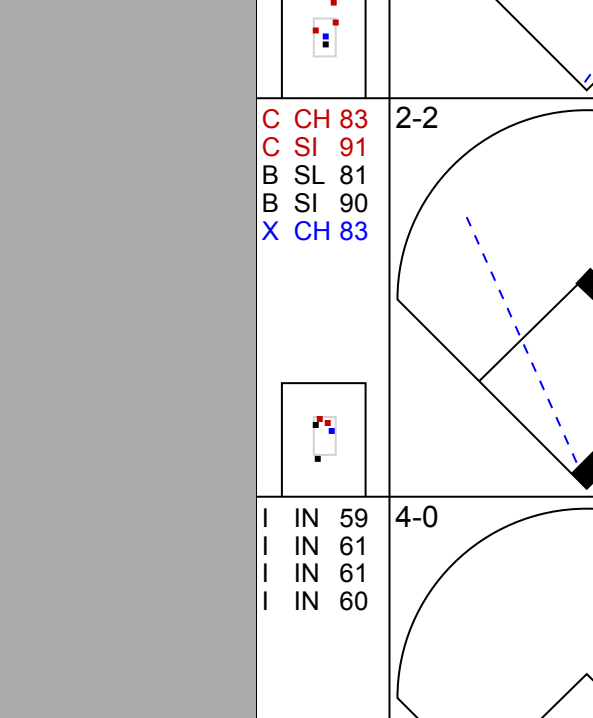
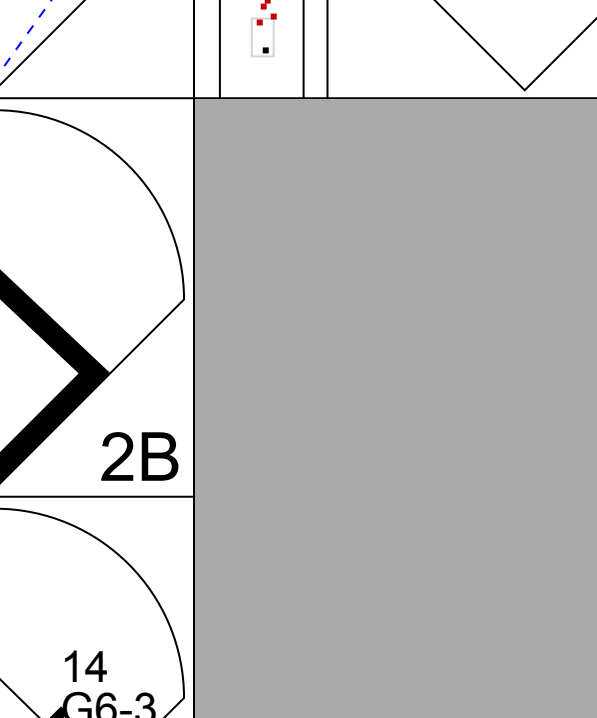
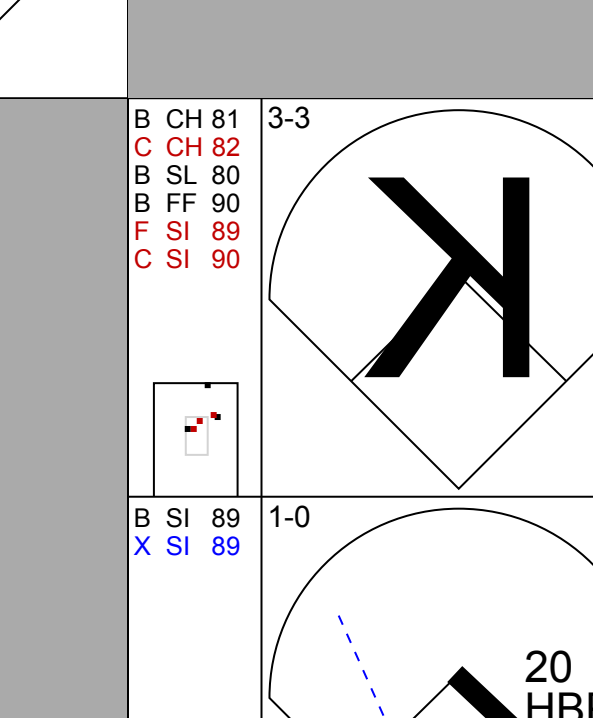
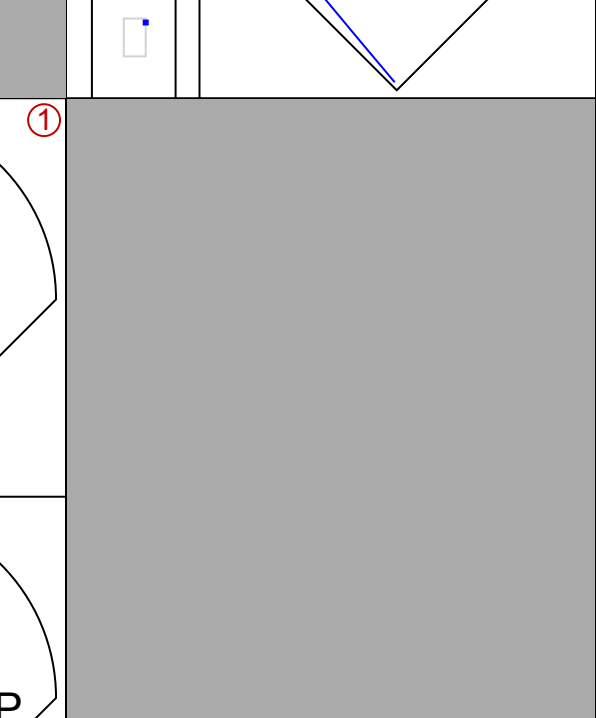
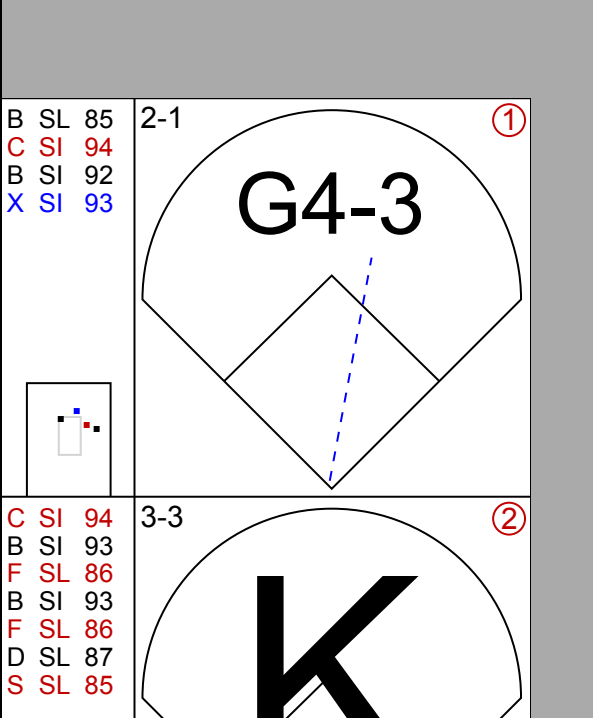
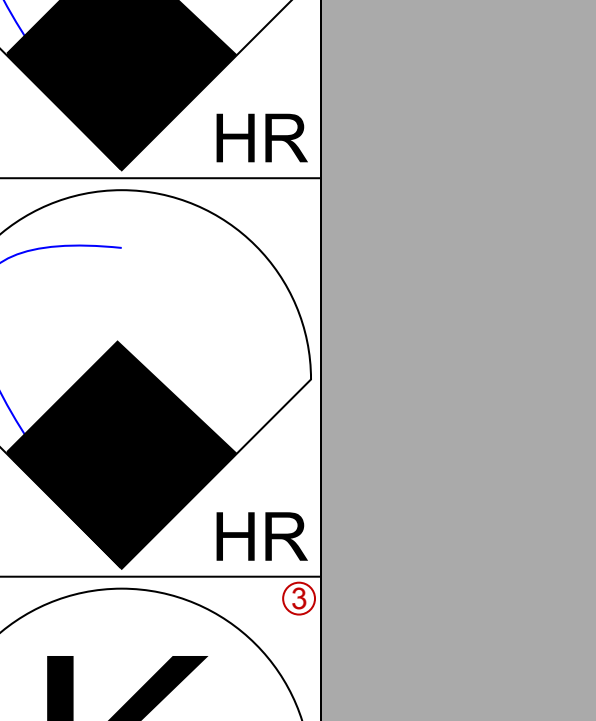
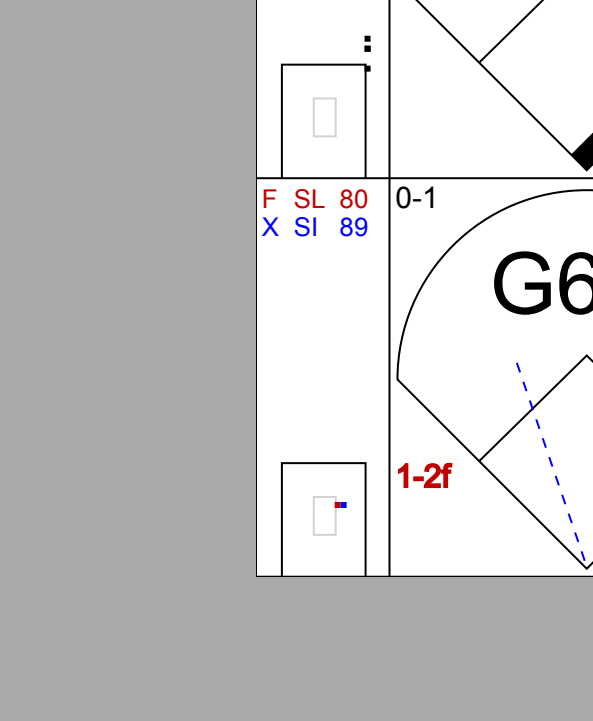
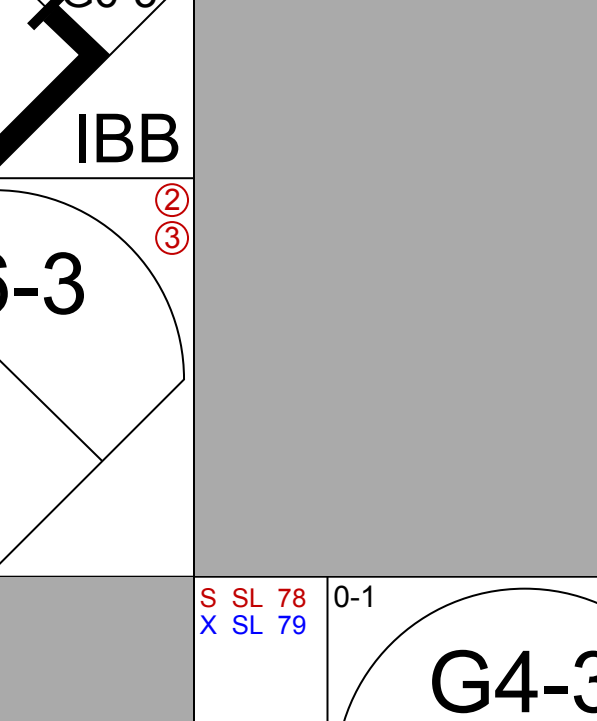
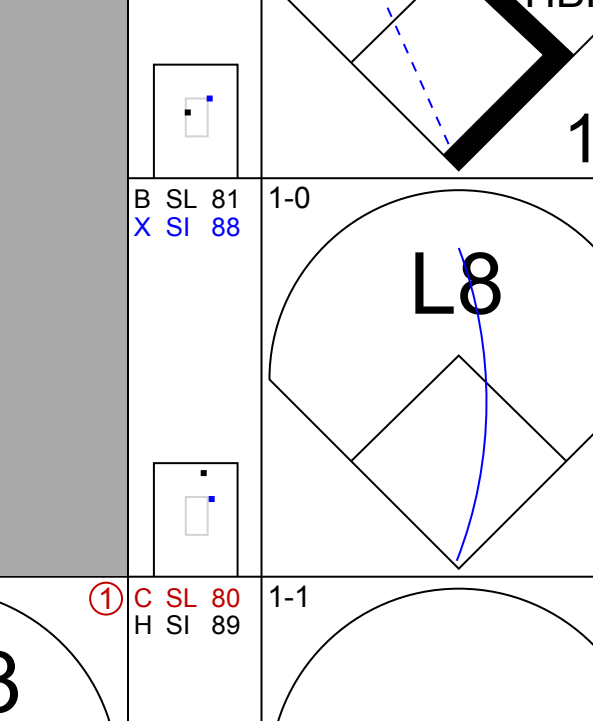
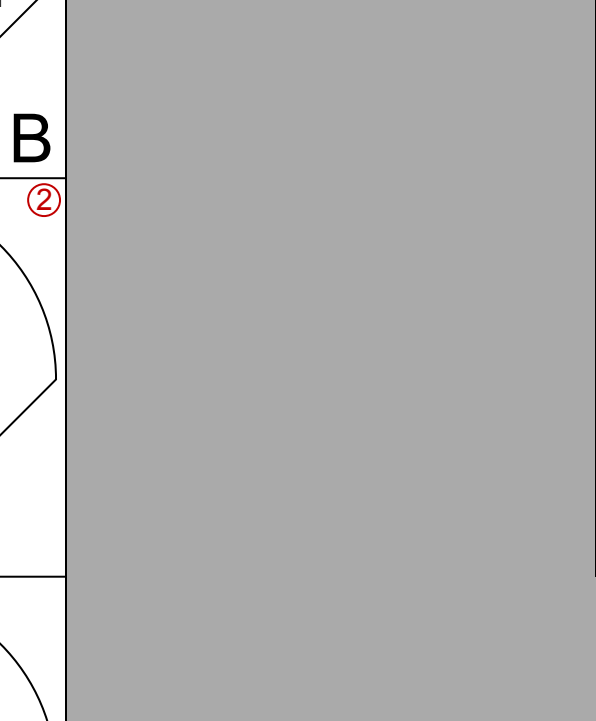
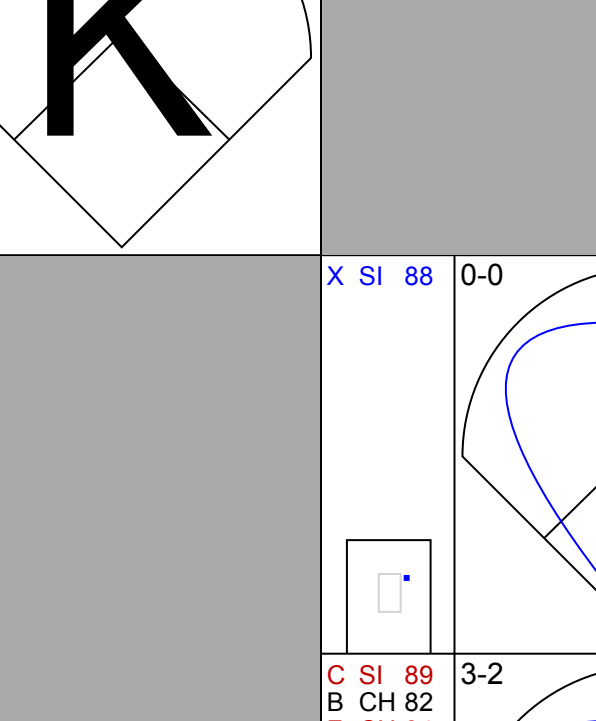
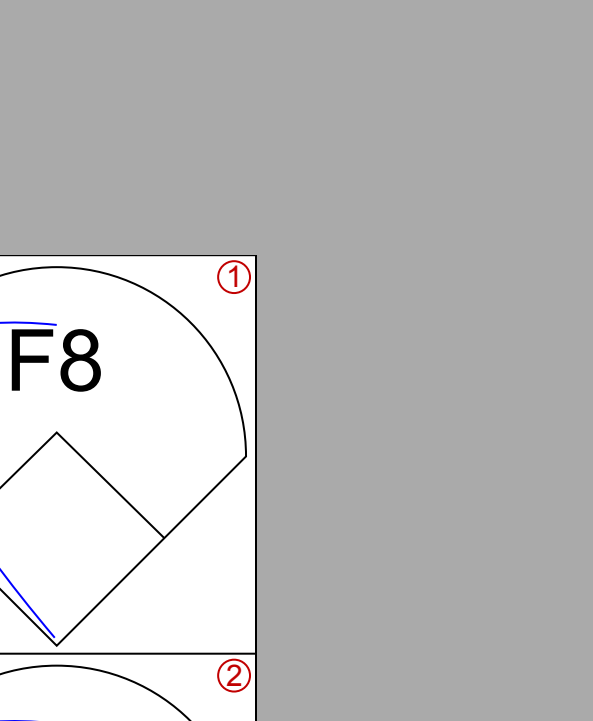
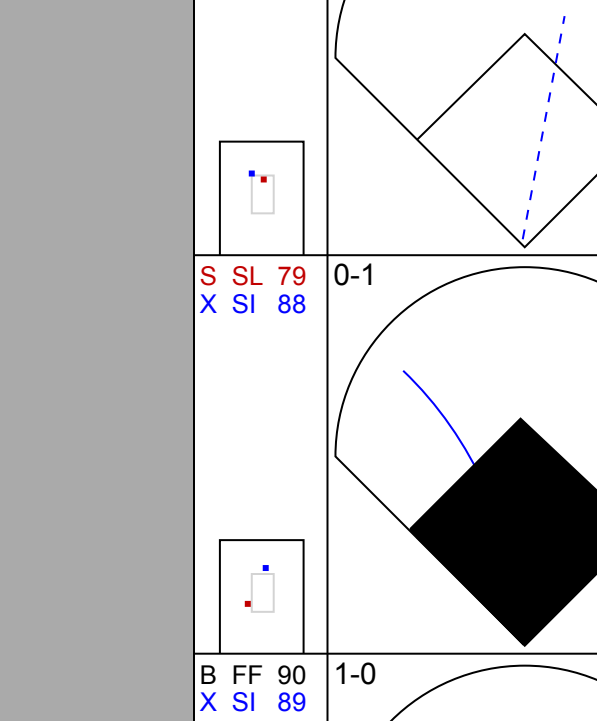
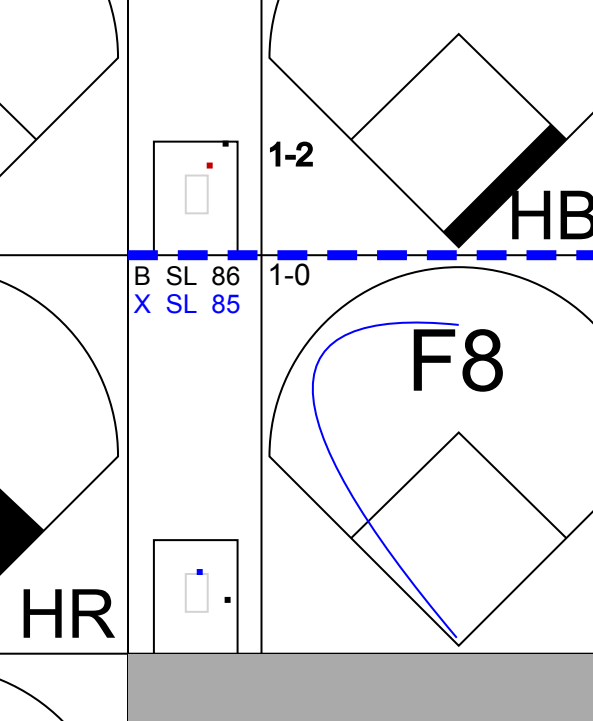
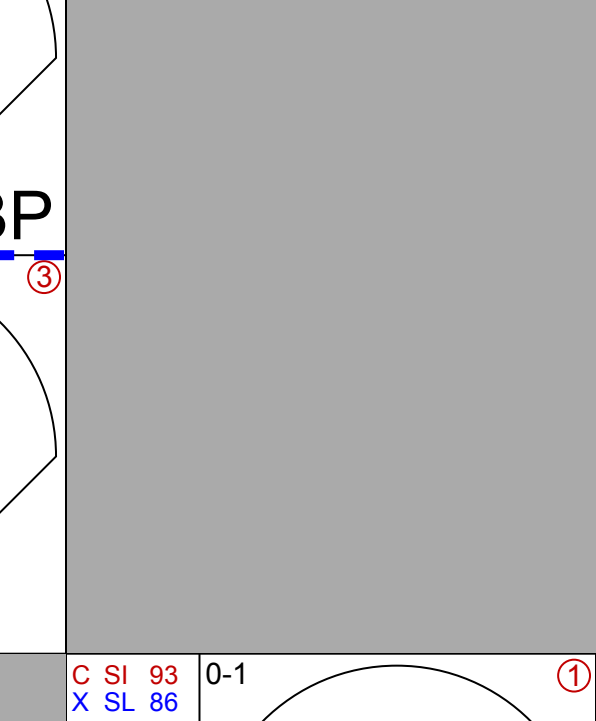

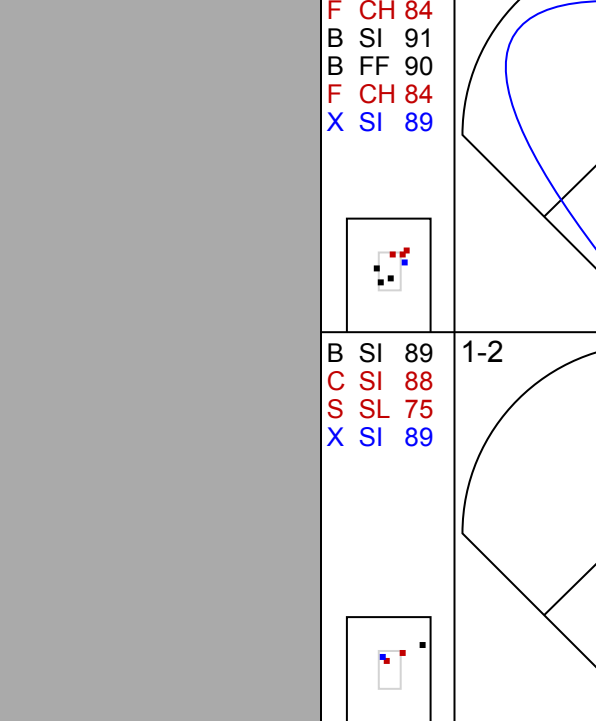
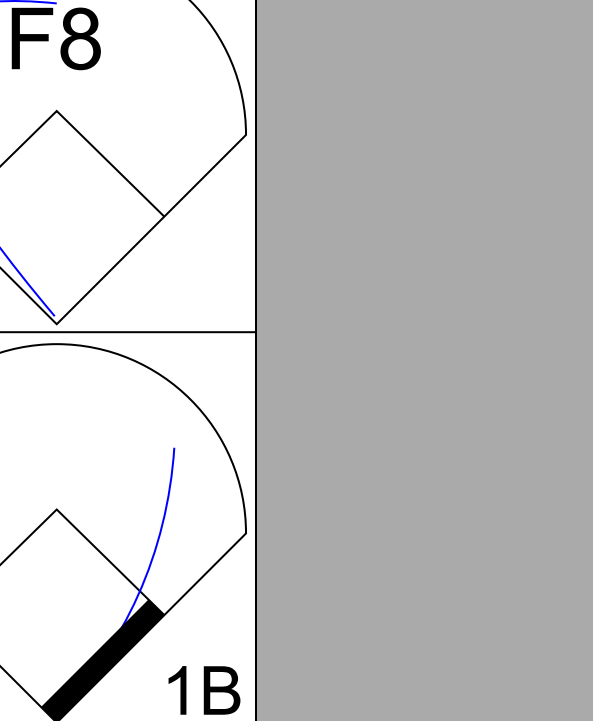
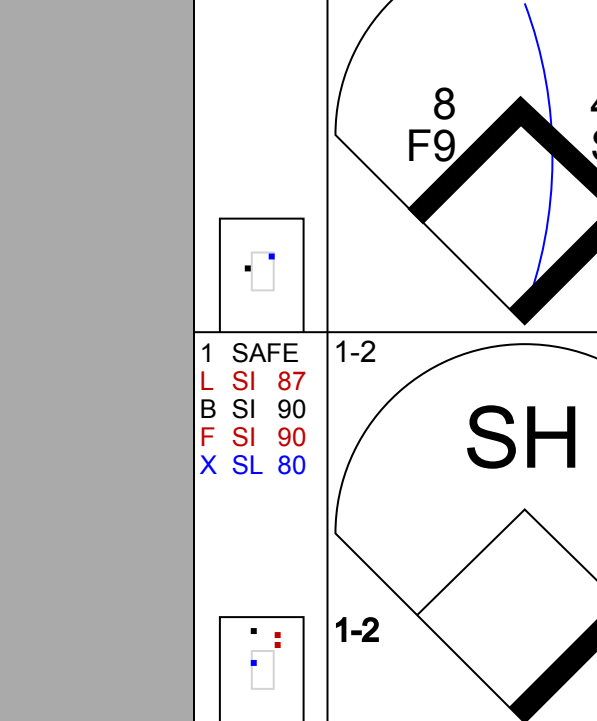
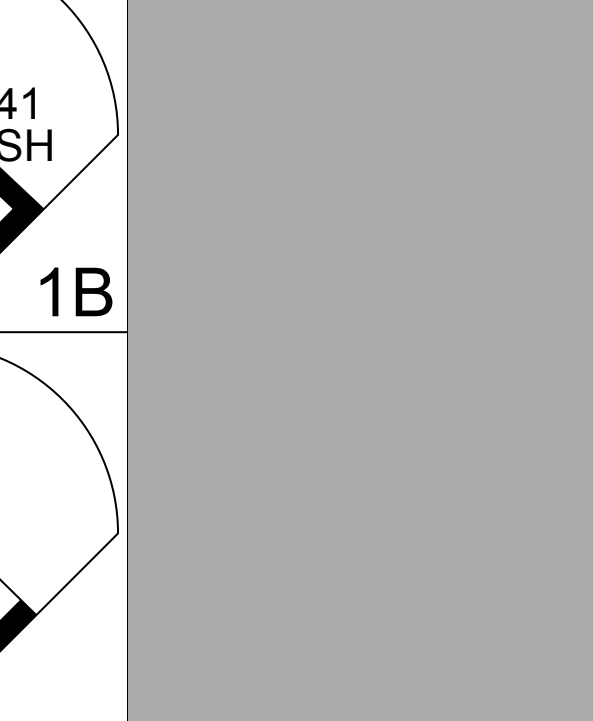
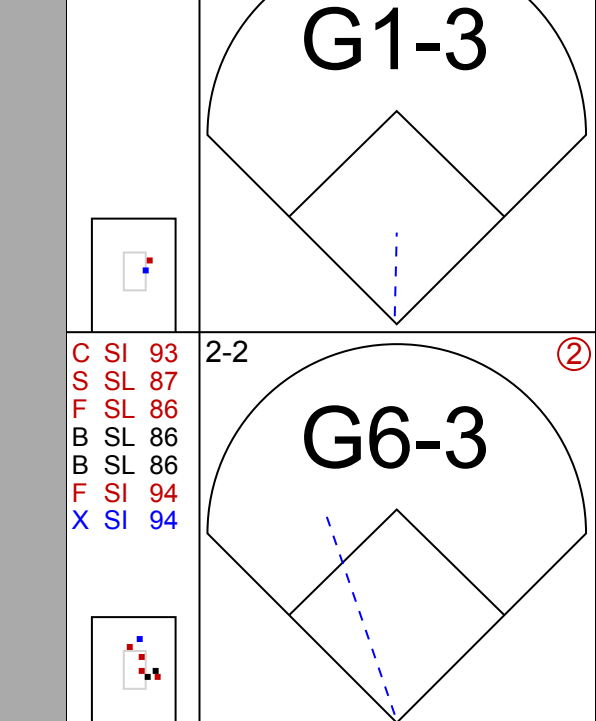

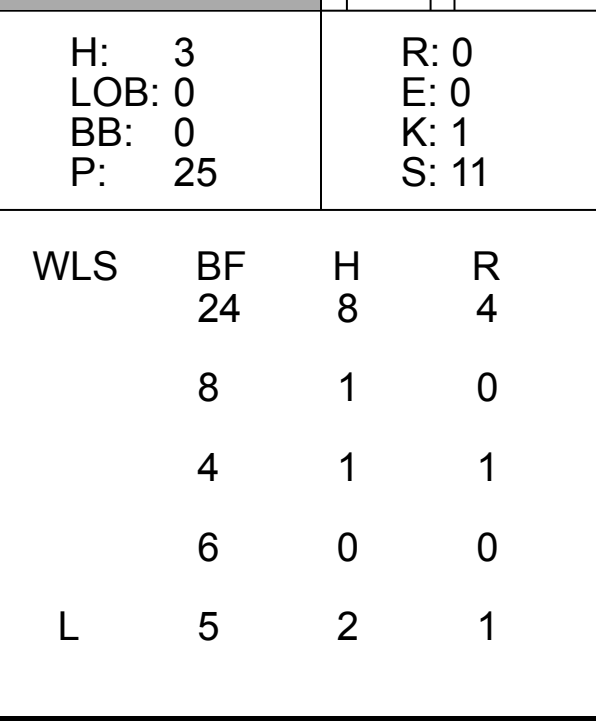
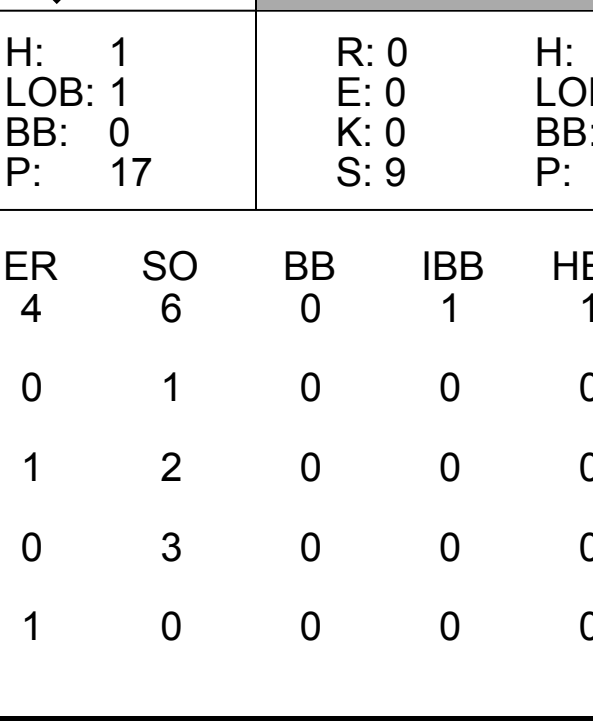
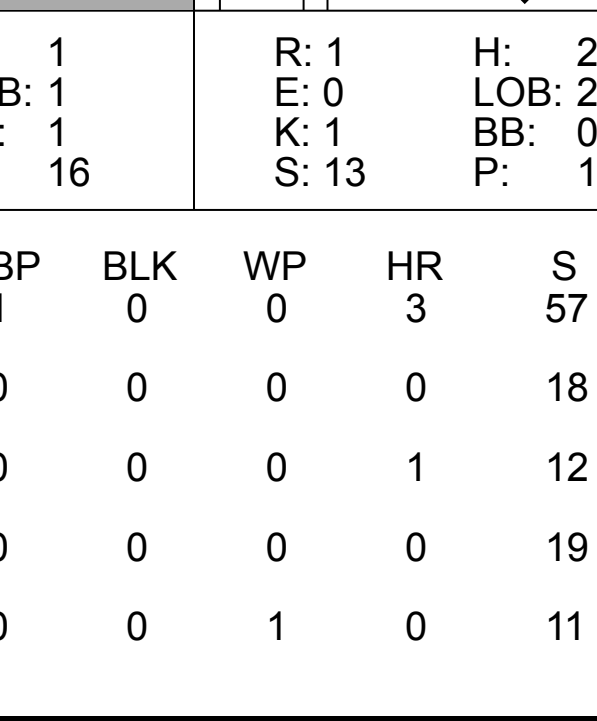
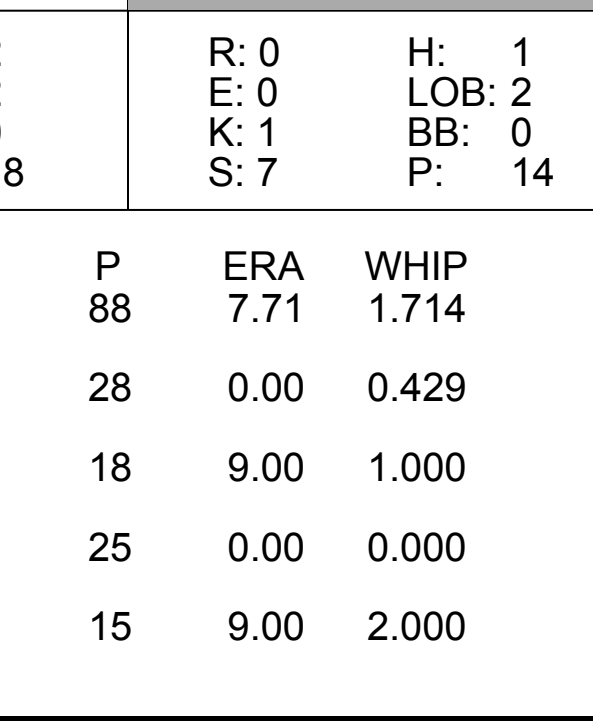
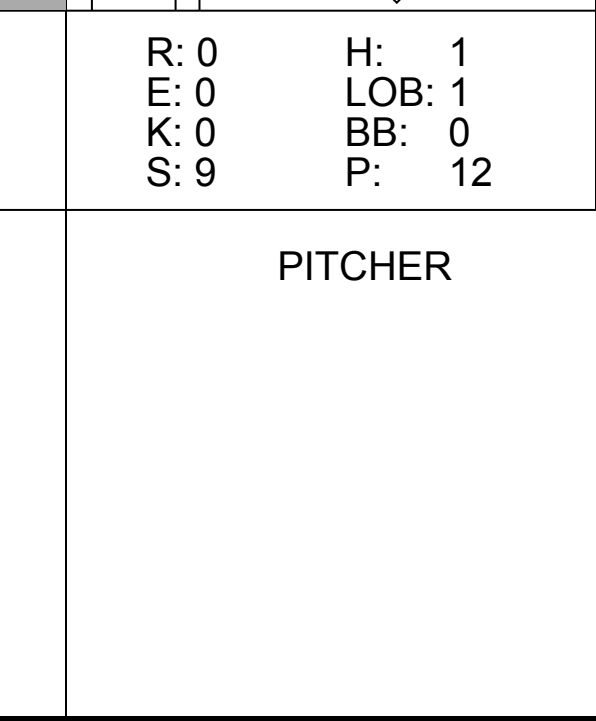
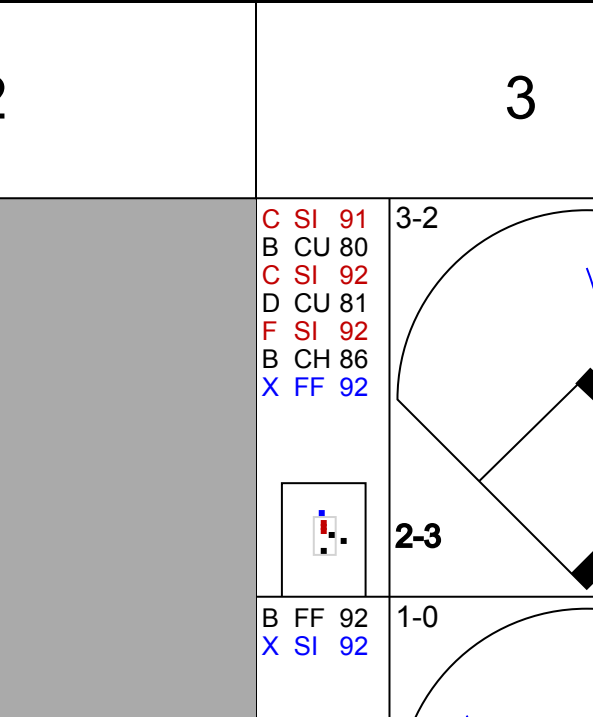
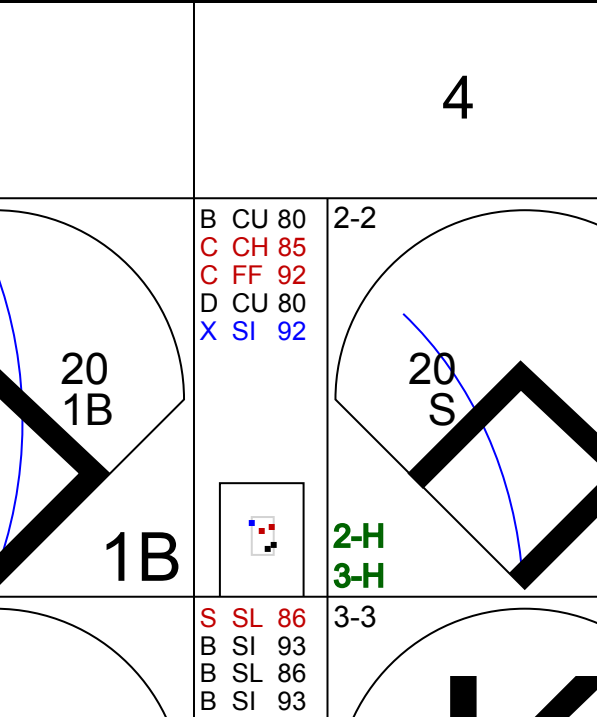
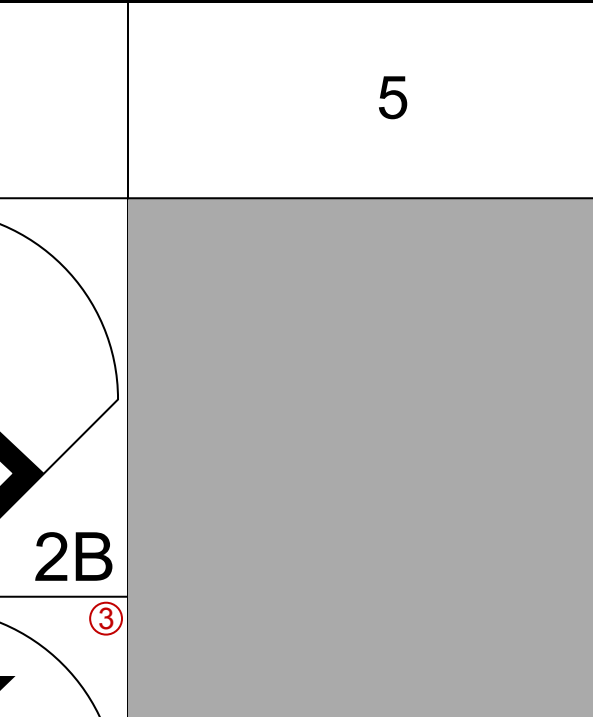

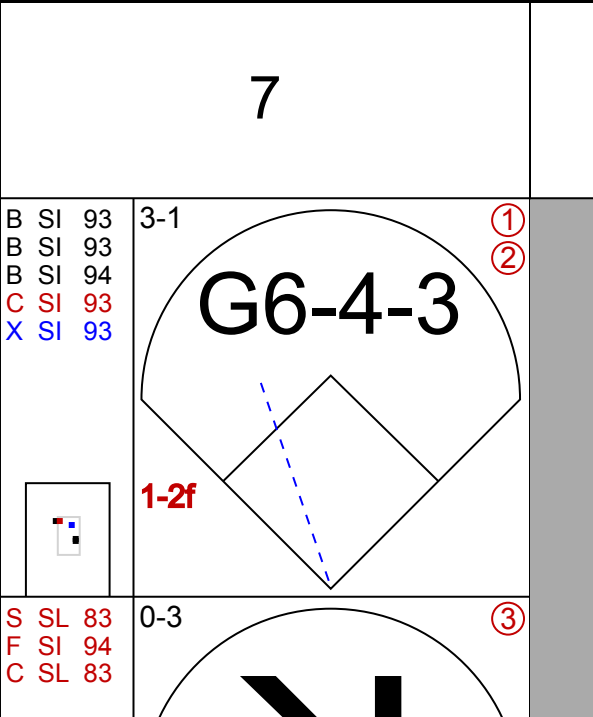
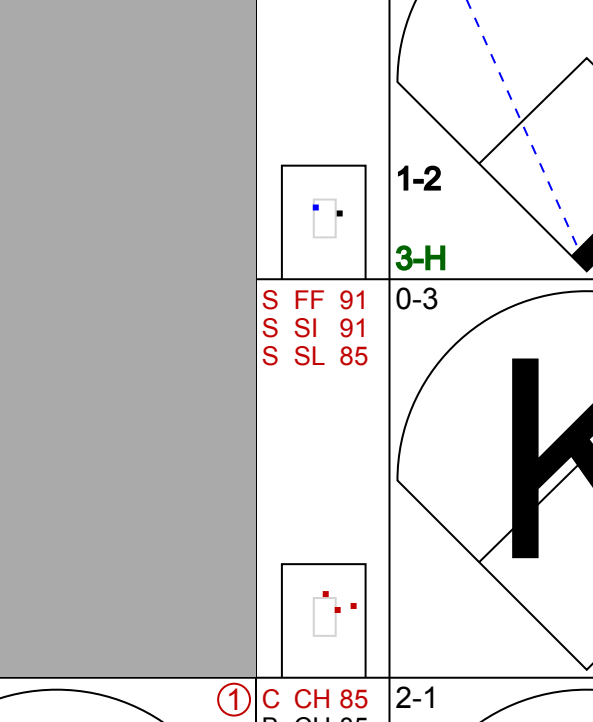
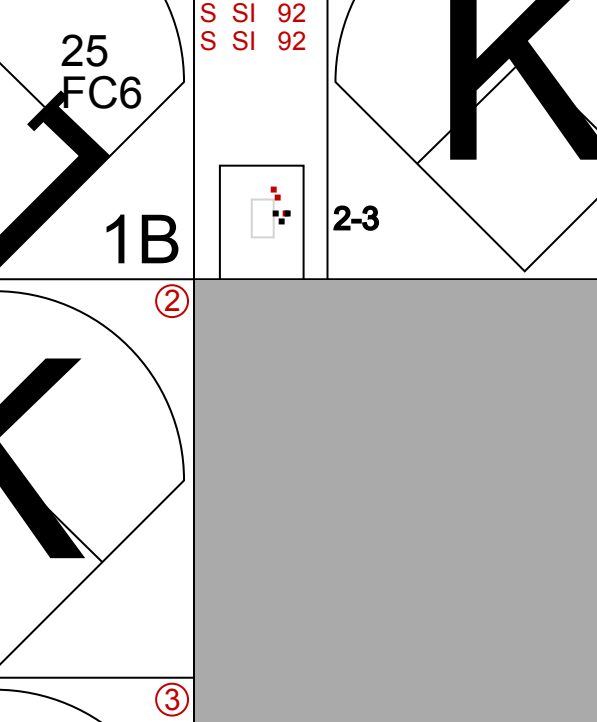
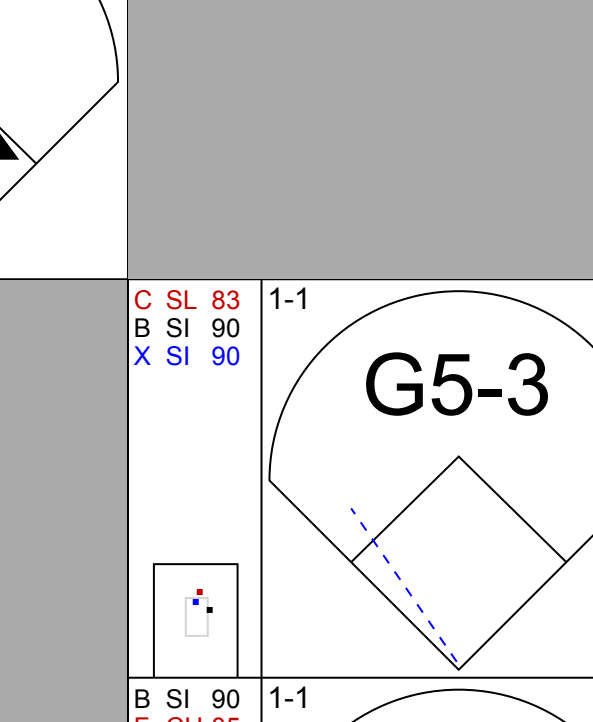
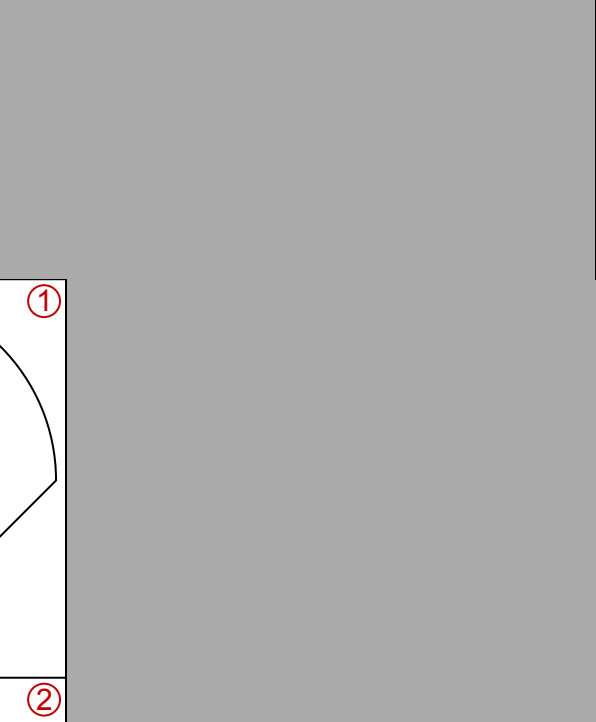
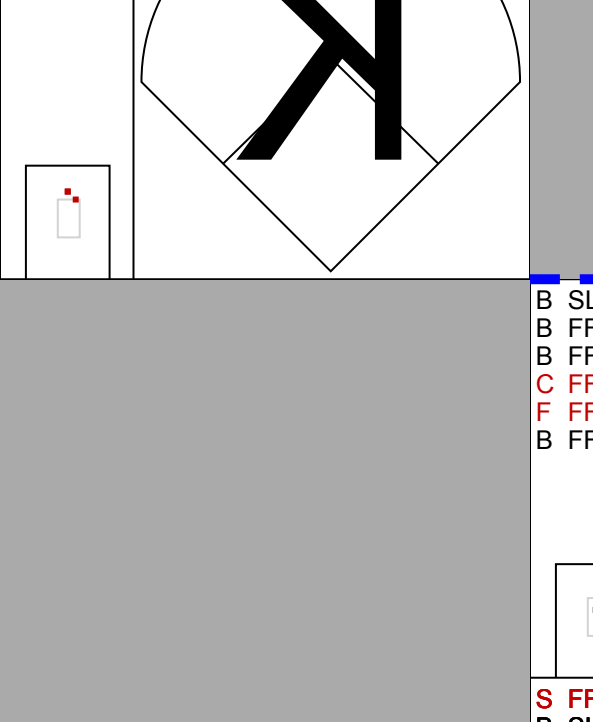
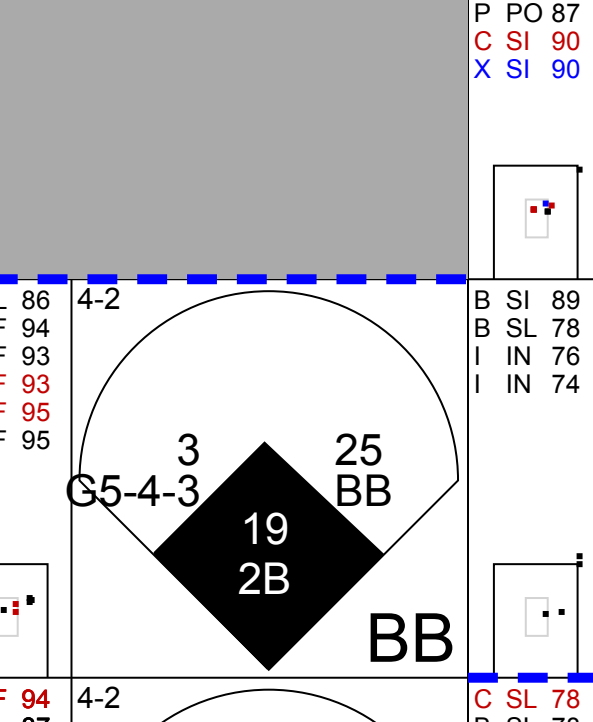
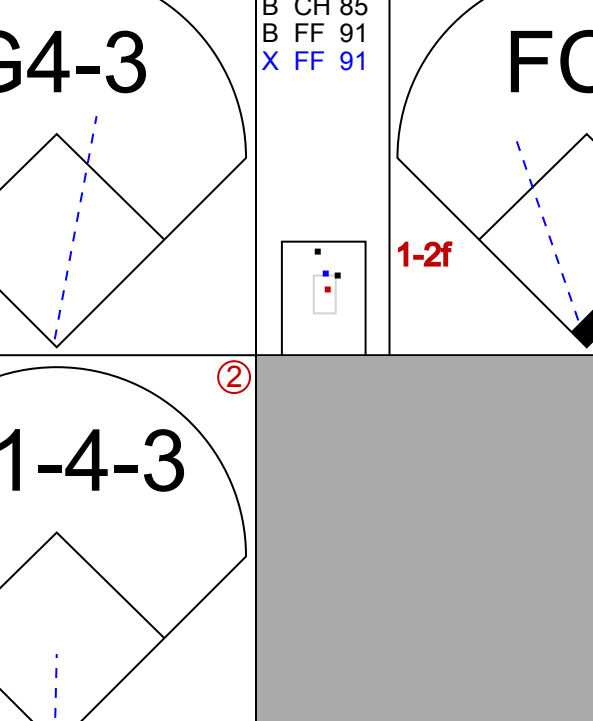
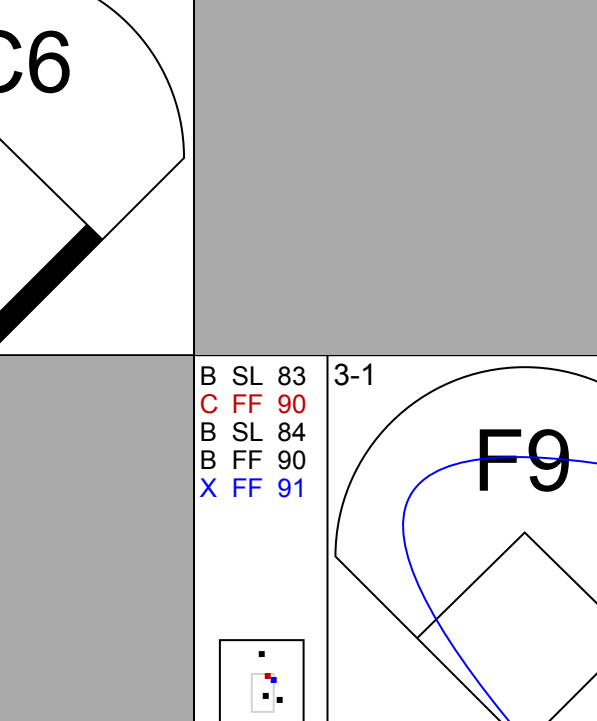
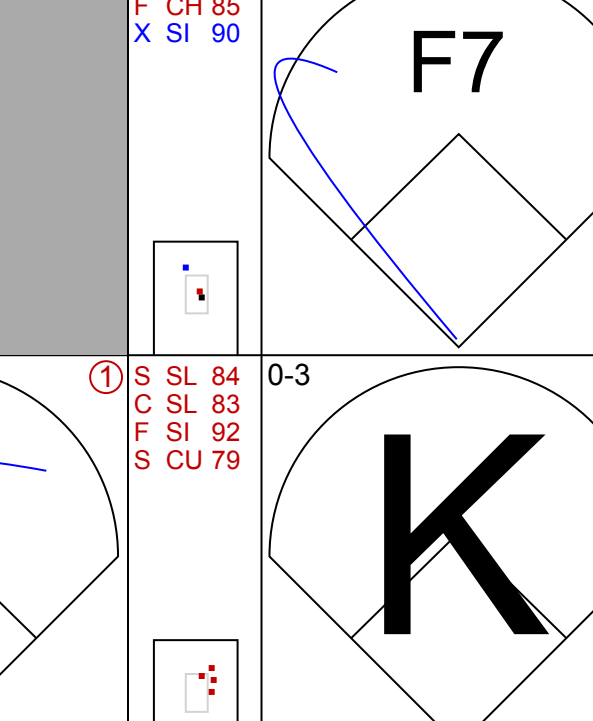
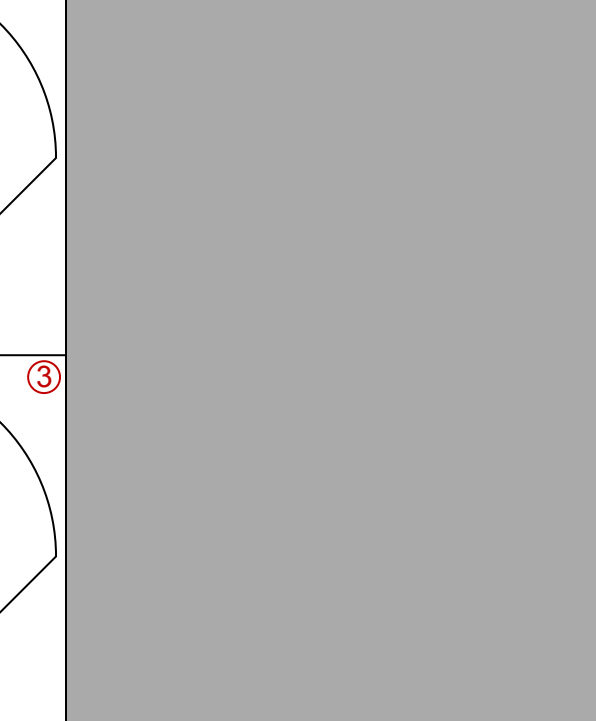

livebaseballscores.com  
AB 38  
R 3  
H 8  
RBI 3  
BB 3  
SO 10  
LOB 17









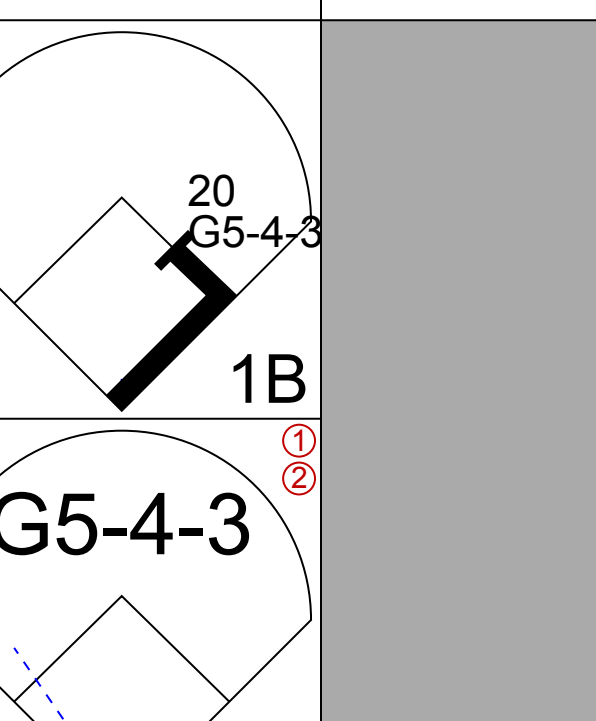
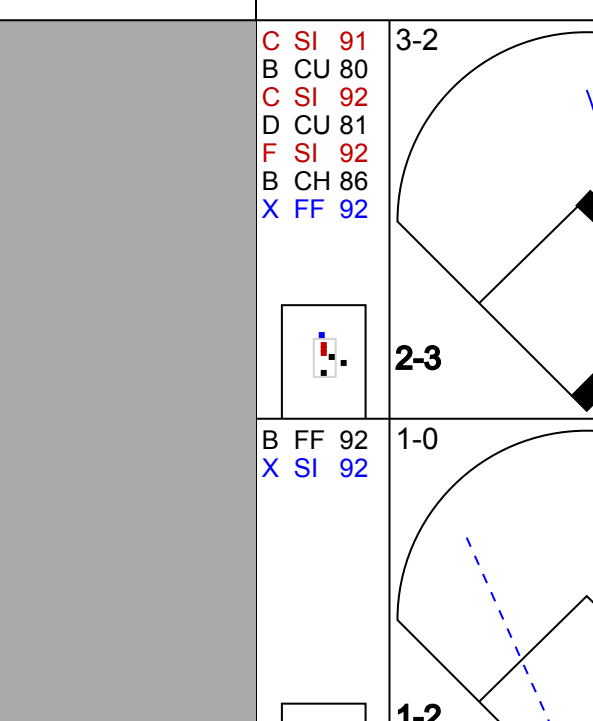
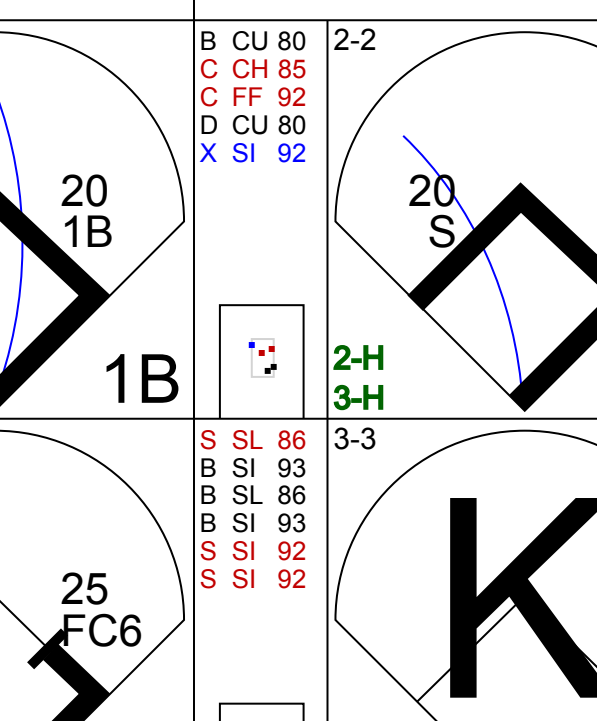
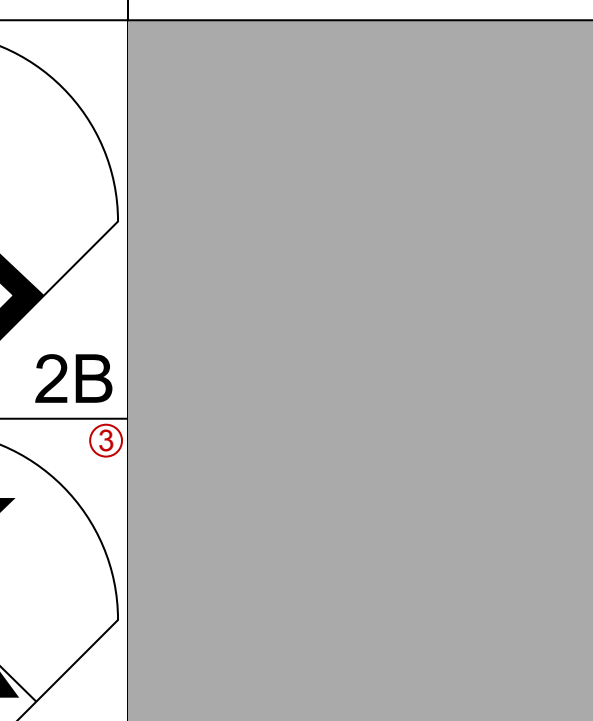

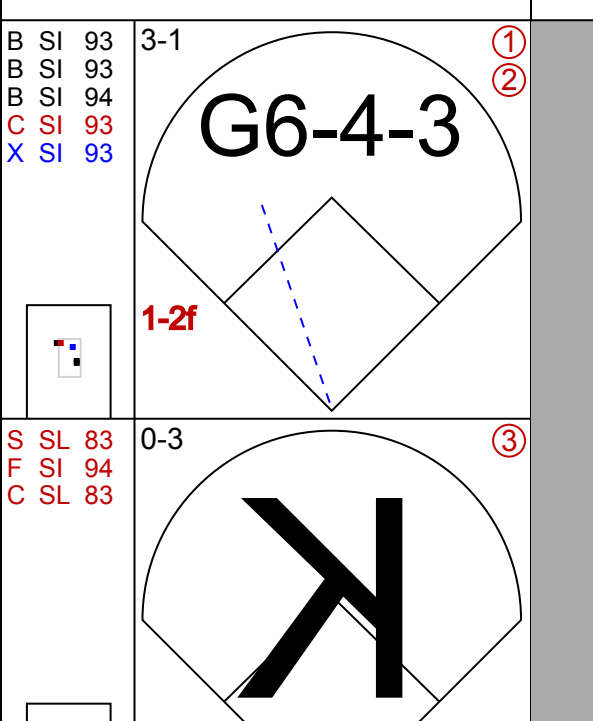
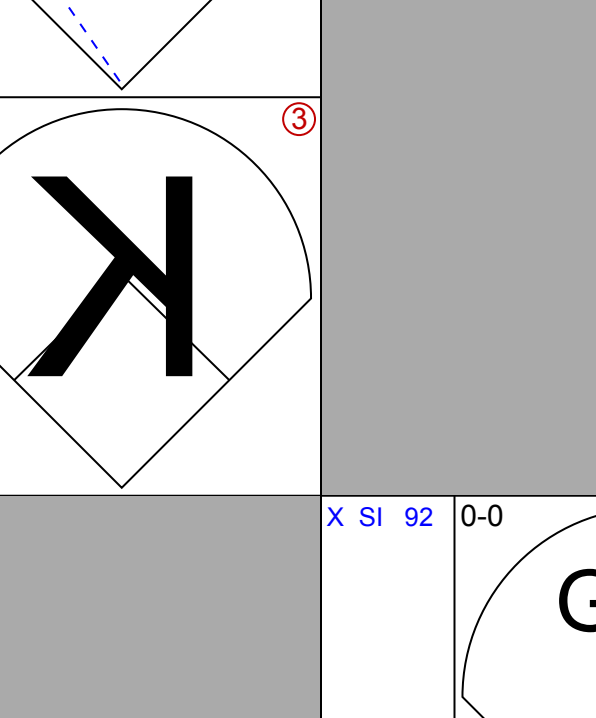
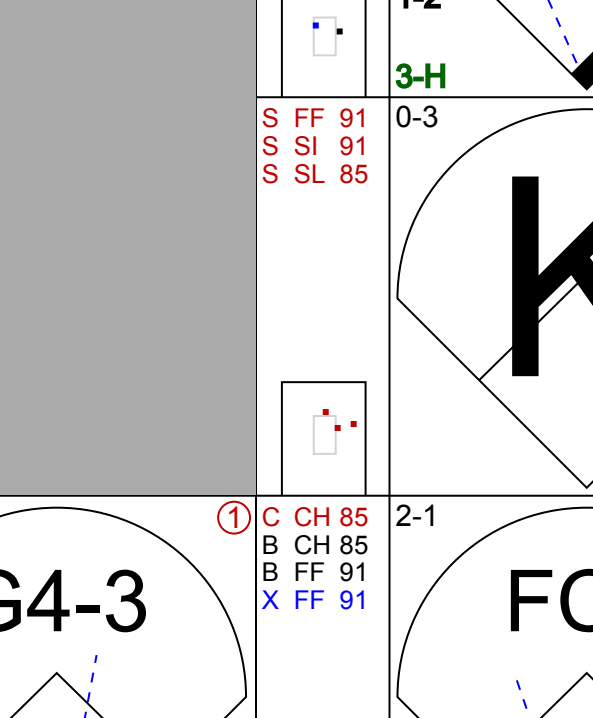
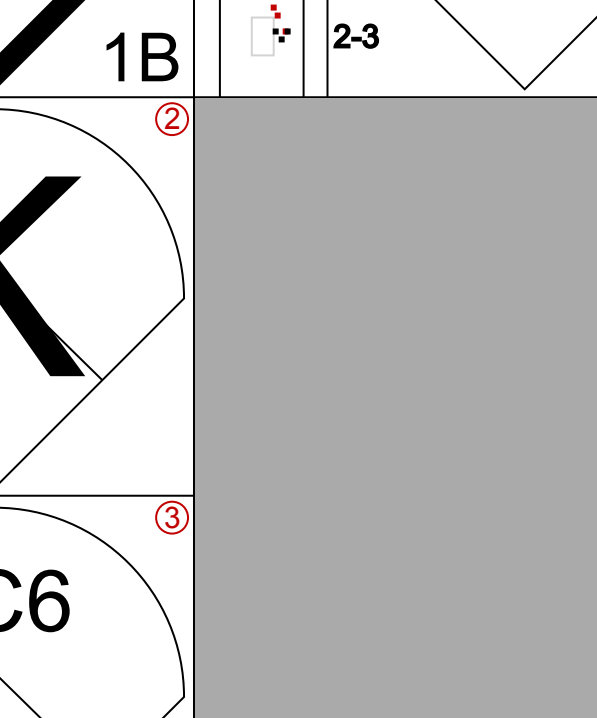
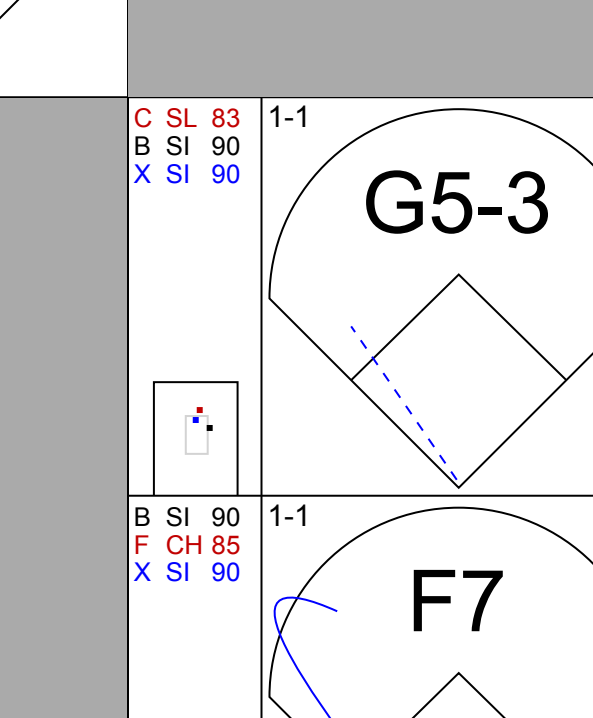
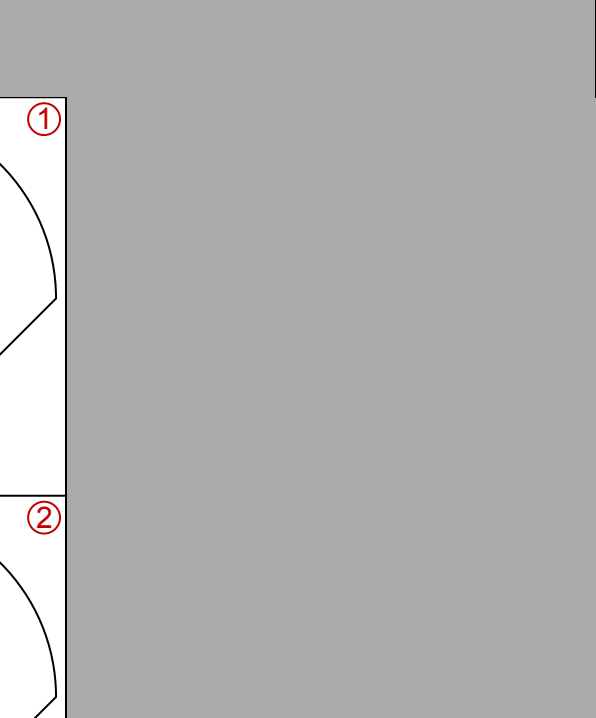
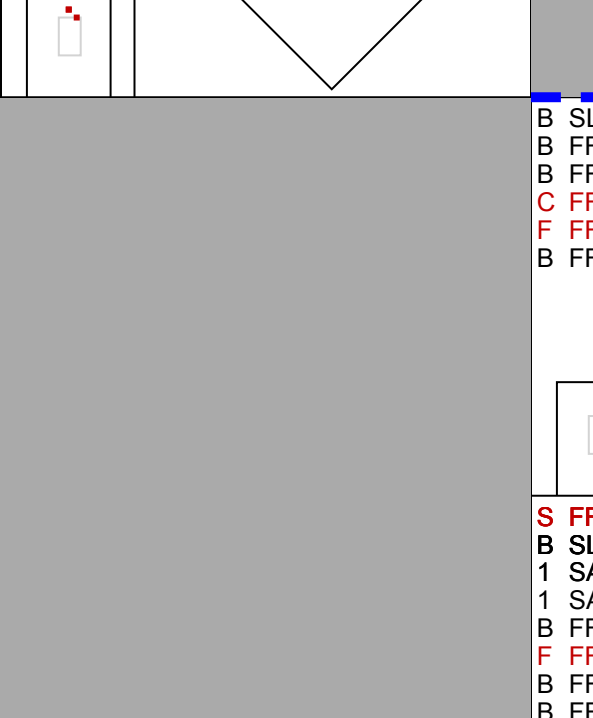
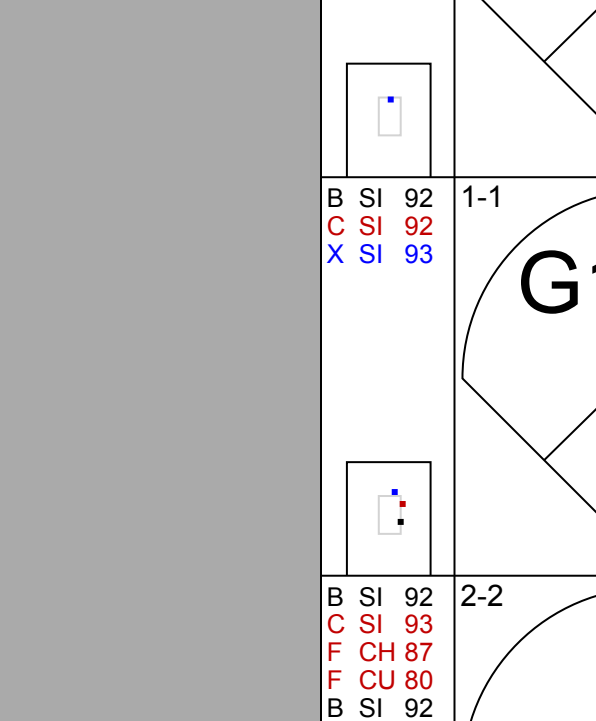
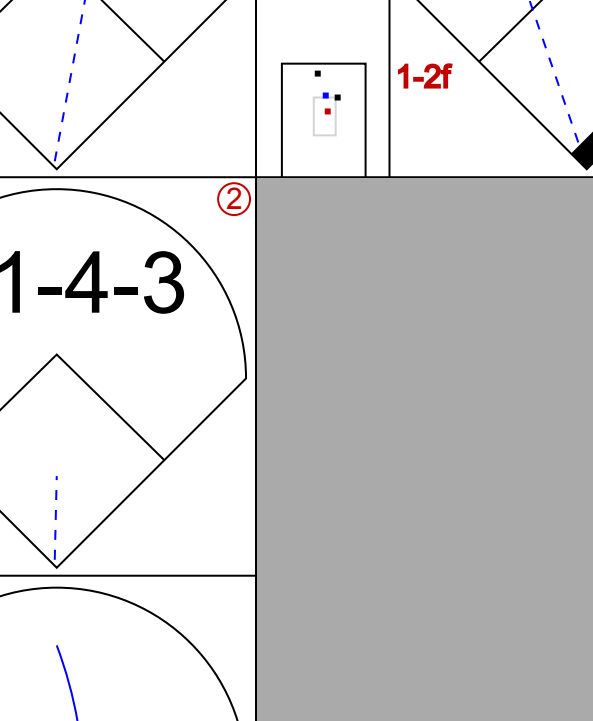
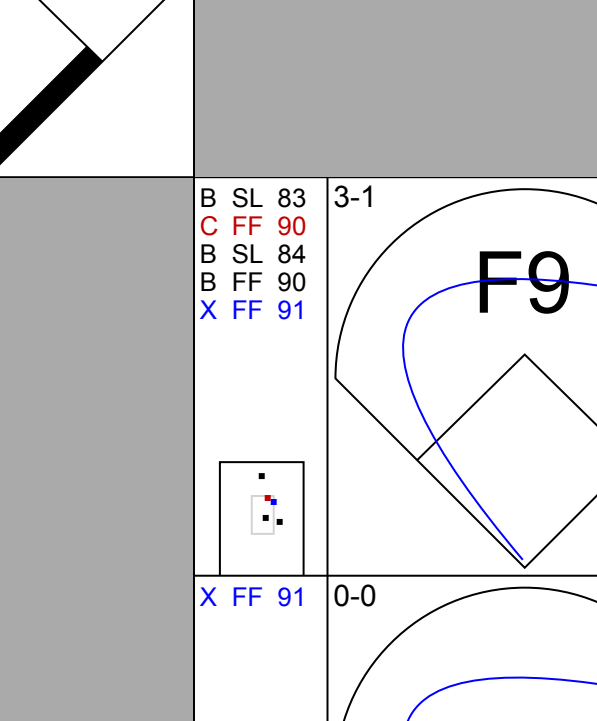
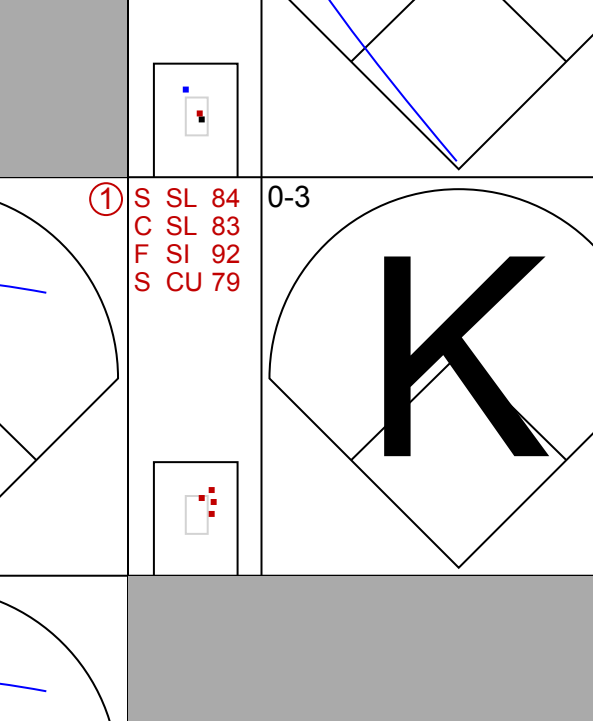
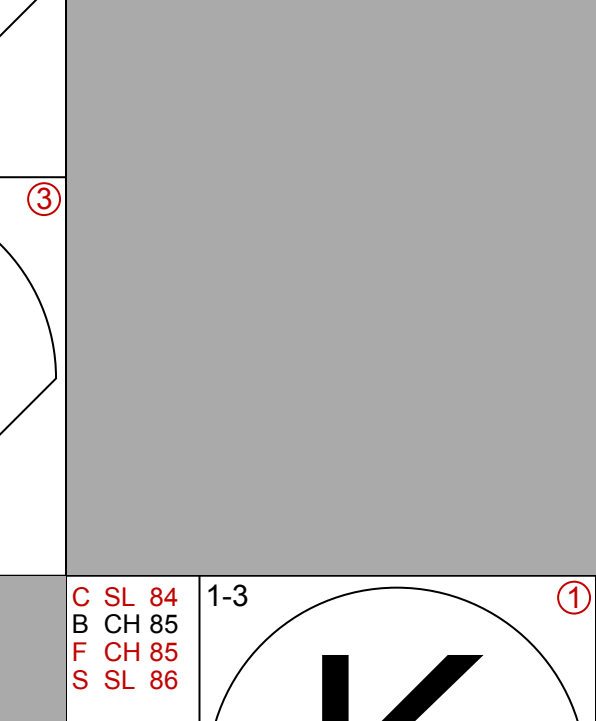

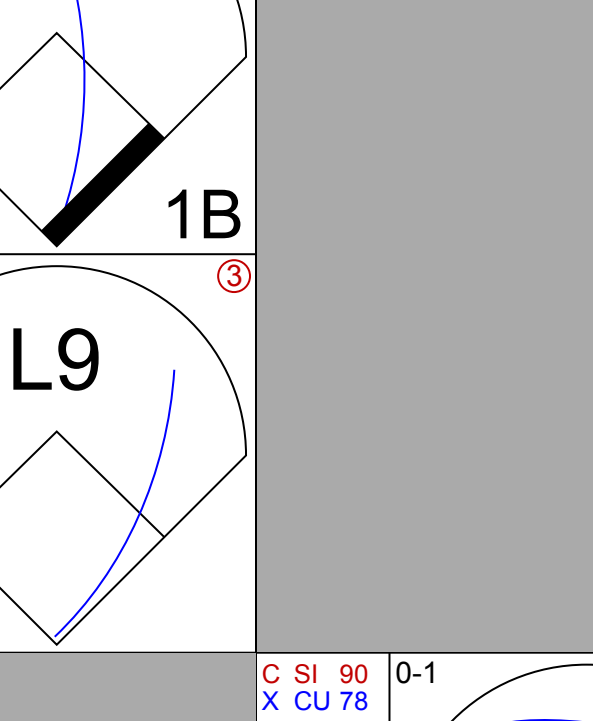
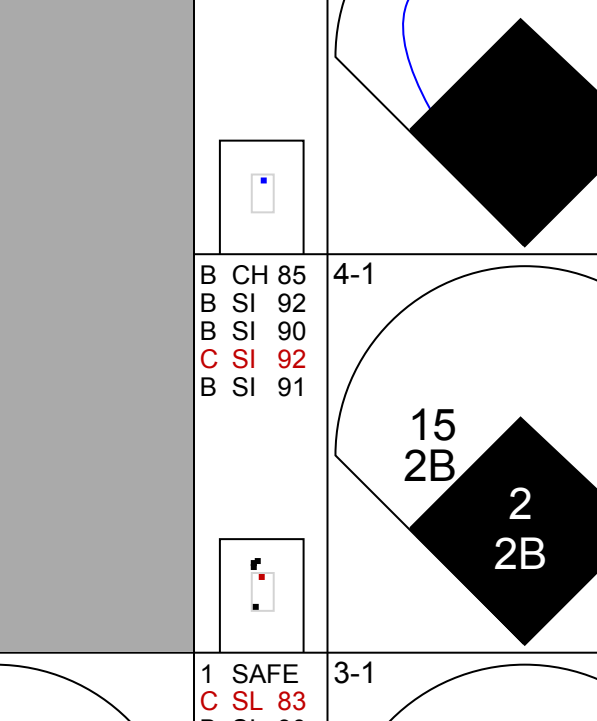
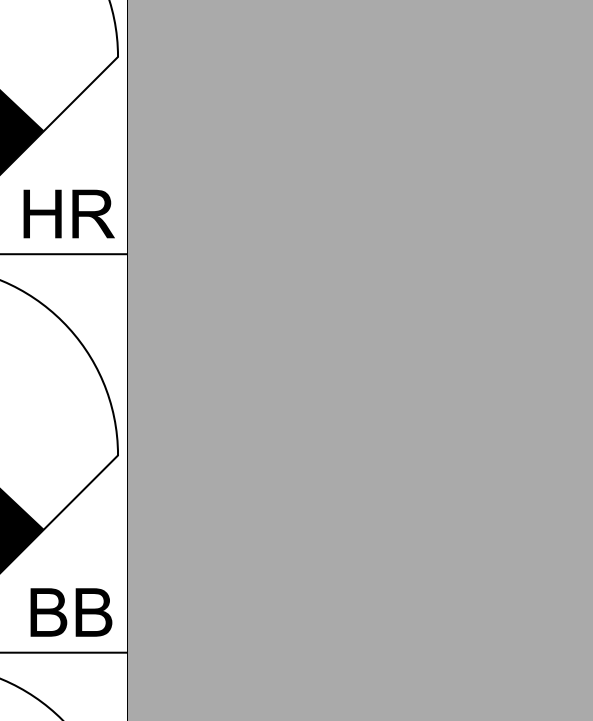
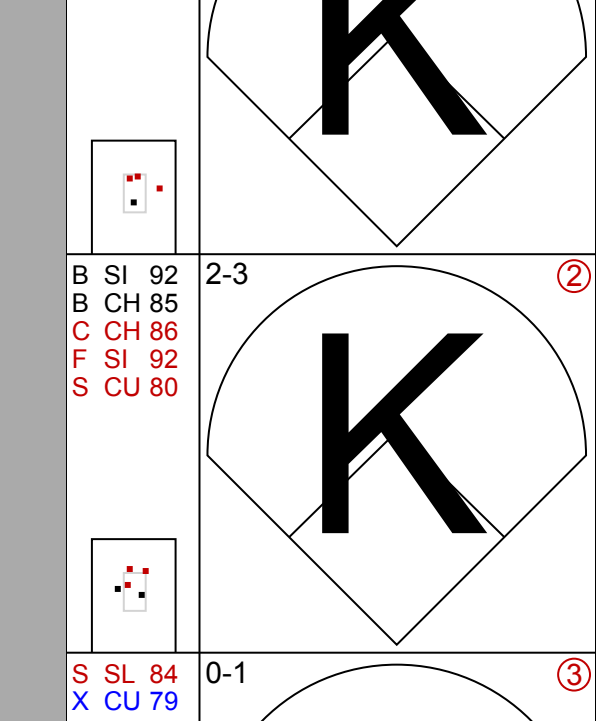

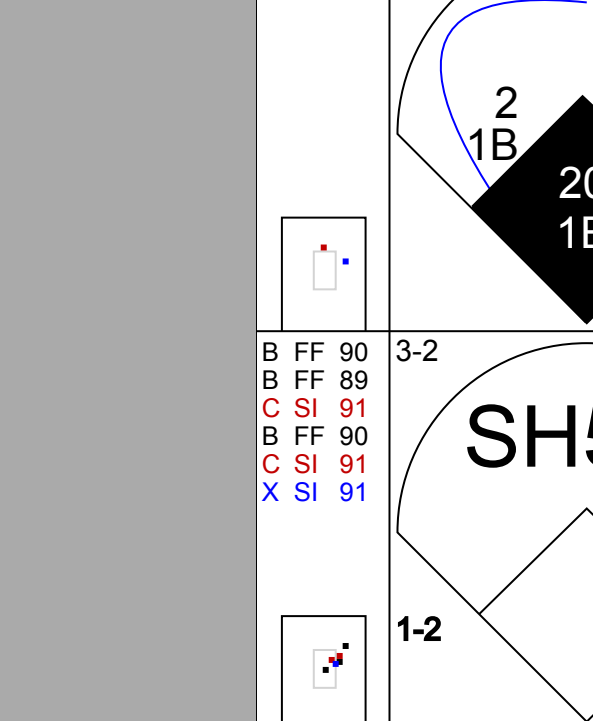
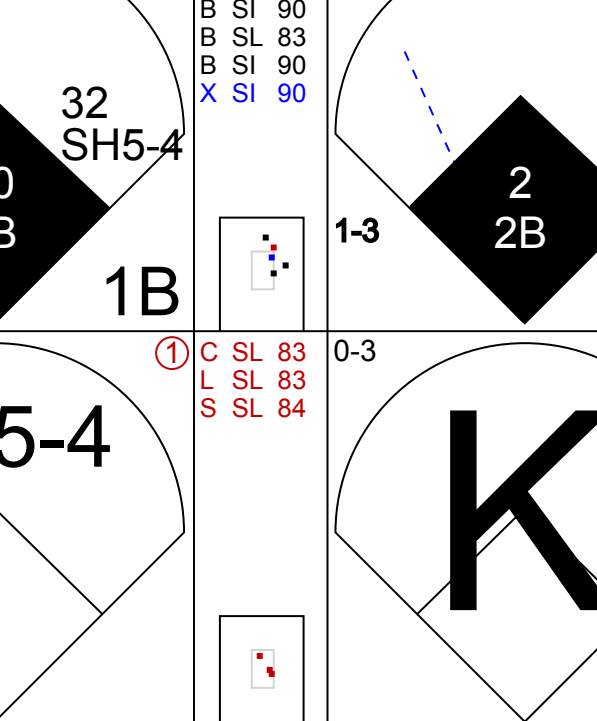
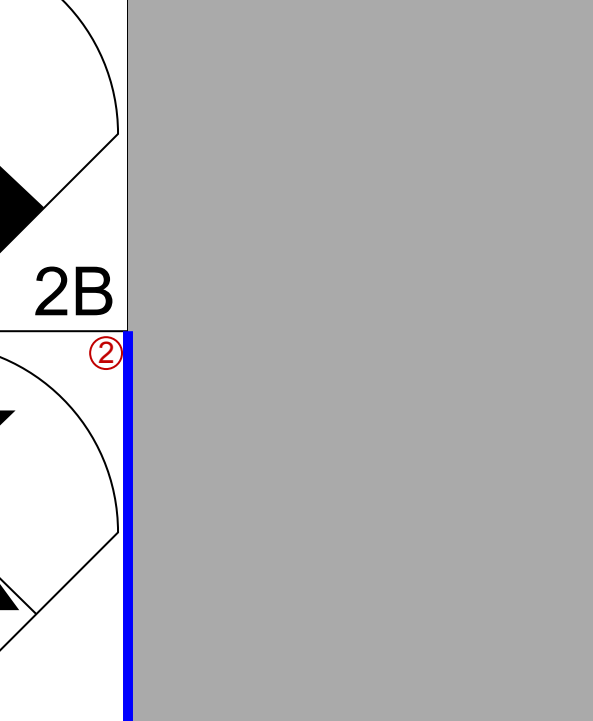
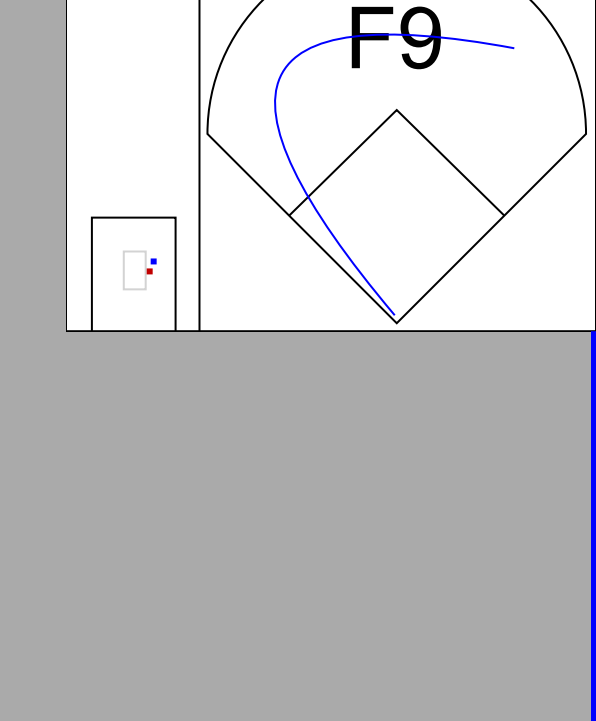
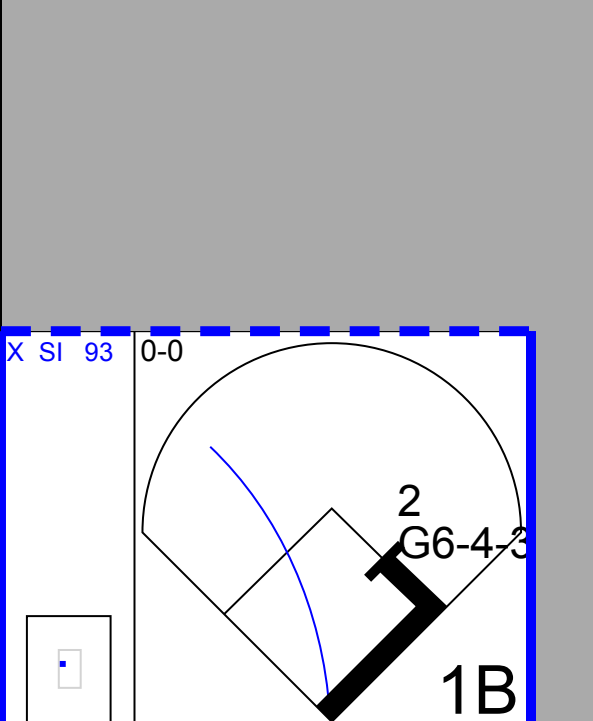
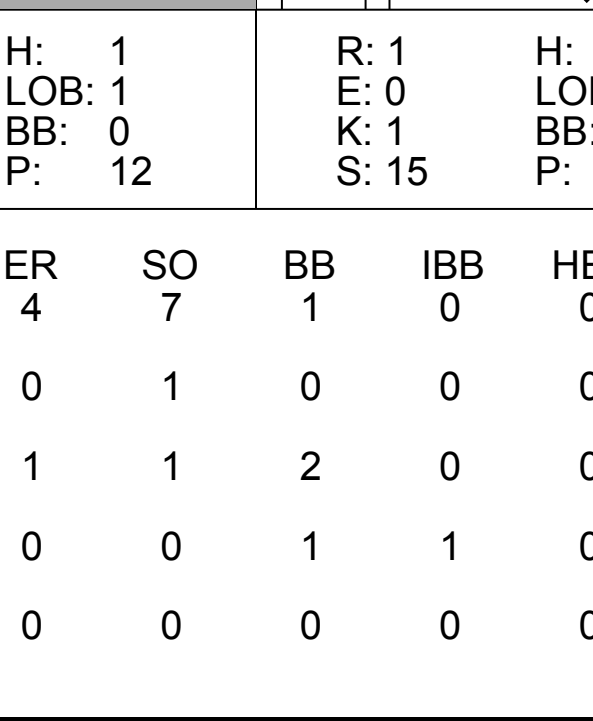
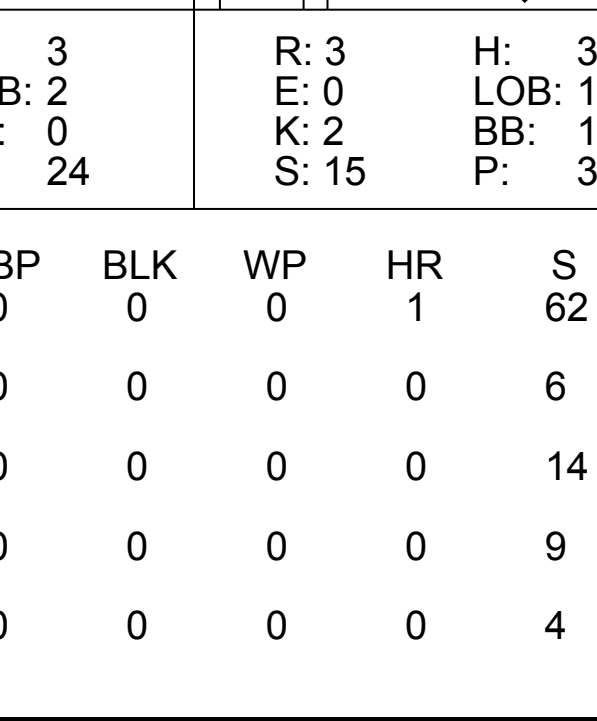
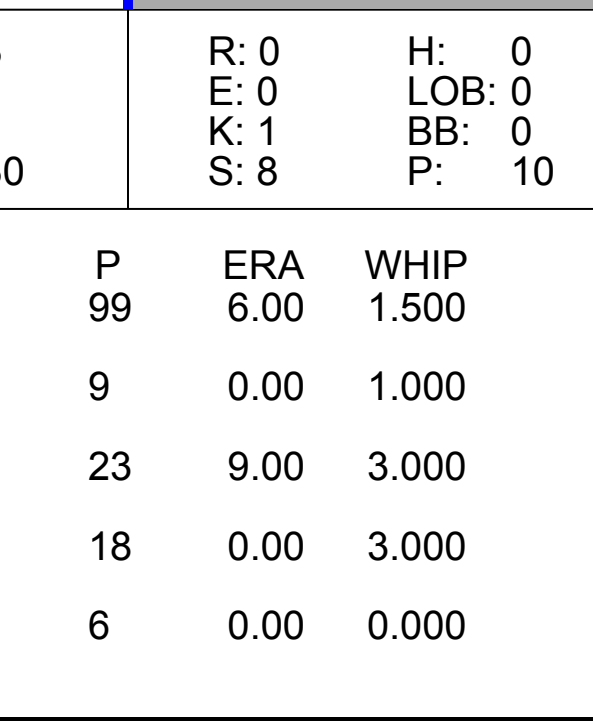
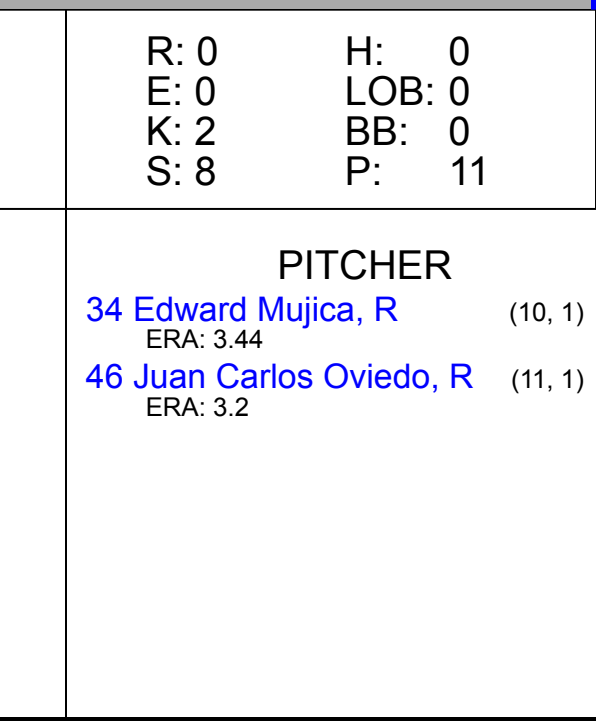
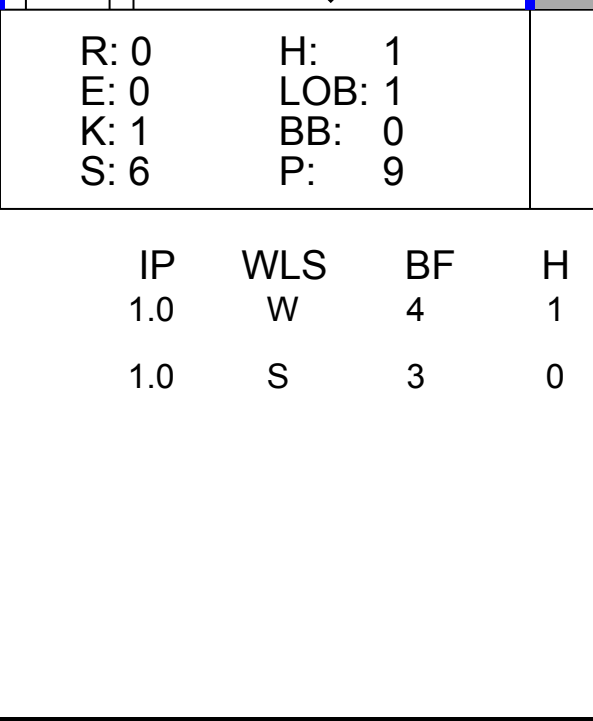
Batter	1	2	3	4	5	6	7	8	9	10	11	AB	R	H	RBI	BB	SO	LOB	TOP						
8 Chris Coghlan, L OBP: 0.333, SLG: 0.434												6	0	1	0	0	2	4							
1 Emilio Bonifacio, S OBP: 0.347, SLG: 0.563												6	0	0	0	0	3	4							
2 Hanley Ramirez, R OBP: 0.311, SLG: 0.313												5	1	2	0	0	2	0							
15 Gaby Sanchez, R OBP: 0.420, SLG: 0.553												4	1	2	2	1	1	0							
14 John Buck, R OBP: 0.304, SLG: 0.426												5	1	1	1	0	0	3							
20 Logan Morrison, L OBP: 0.423, SLG: 0.661												4	1	1	1	0	2	0							
34 Edward Mujica, R												0	0	0	0	0	0	0							
46 Juan Carlos Oviedo, R (11.1)												0	0	0	0	0	0	0							
27 Giancarlo Stanton, R OBP: 0.311, SLG: 0.462												5	1	1	1	0	1	2							
13 Omar Infante, R OBP: 0.277, SLG: 0.293												5	1	2	0	0	0	0							
41 Chris Volstad, R OBP: 0.275, SLG: 0.389												2	0	1	0	0	0	0							
58 Ryan Webb, R OBP: 0.276, SLG: 0.381												0	0	0	0	0	0	0							
40 Mike Dunn, L OBP: 0.276, SLG: 0.381												0	0	0	0	0	0	0							
31 Burke Badenhop, R OBP: 0.277, SLG: 0.337												0	0	0	0	0	0	0							
38 Randy Choate, L OBP: 0.275, SLG: 0.456												0	0	0	0	0	0	0							
29 Greg Dobbs, L OBP: 0.275, SLG: 0.456												1	0	1	1	0	0	0							
<b>Inning Stats</b>	R: 3 E: 0 K: 3 S: 18	H: 3 LOB: 0 BB: 0 P: 25	R: 0 E: 0 K: 1 S: 11	H: 1 LOB: 1 BB: 0 P: 17	R: 0 E: 0 K: 0 S: 9	H: 1 LOB: 1 BB: 1 P: 16	R: 1 E: 0 K: 1 S: 13	H: 2 LOB: 2 BB: 0 P: 18	R: 0 E: 0 K: 0 S: 9	H: 1 LOB: 1 BB: 0 P: 12	R: 0 E: 0 K: 1 S: 8	H: 0 LOB: 0 BB: 0 P: 14	R: 1 E: 0 K: 2 S: 12	H: 1 LOB: 0 BB: 0 P: 18	R: 0 E: 0 K: 2 S: 9	H: 0 LOB: 0 BB: 0 P: 13	R: 0 E: 0 K: 1 S: 10	H: 0 LOB: 0 BB: 0 P: 12	R: 1 E: 0 K: 0 S: 11	H: 2 LOB: 1 BB: 0 P: 15	1B: 5 2B: 3 3B: 0 HR: 4	SF: 0 SAC: 1 DP: 1 HBP: 1	WP: 1 PB: 0 SB: 0 CS: 0	PA: 47	
<b>PITCHER</b>	IP WLS BF H R ER SO BB IBB HBP BLK WP HR S P ERA WHIP	32 Tom Gorzelanny, L ERA: 3.4	60 Todd Coffey, R ERA: 2.45	36 Tyler Clippard, R ERA: 1.9	22 Drew Storen, R ERA: 0.4	55 Brian Broderick, R ERA: 6.57																			

Florida Marlins @ Washington Nationals  
Nationals Park, Washington, DC  
Fri May 13 2011, 7:06 PM - 10:48 PM EDT  
Alt. 19,503 - Overcast - 64 F

livebaseballscores.com

AB 44  
R 6  
H 12  
RBI 6  
BB 1  
SO 12  
LOB 13



Batter	1	2	3	4	5	6	7	8	9	10	11	AB	R	H	RBI	BB	SO	LOB	BOTTOM					
2 Roger Bernadina, L OBP: 0.414, SLG: 0.400												5	0	3	2	1	0	1						
20 Ian Desmond, R OBP: 0.249, SLG: 0.368												6	0	2	1	0	2	3						
28 Jayson Werth, R OBP: 0.321, SLG: 0.404												3	1	0	0	2	2	2						
25 Adam LaRoche, L OBP: 0.315, SLG: 0.302												4	0	0	0	1	0	5						
3 Wilson Ramos, R OBP: 0.337, SLG: 0.434												5	0	0	0	0	2	2						
19 Laynce Nix, L OBP: 0.321, SLG: 0.566												5	1	3	2	0	2	0						
8 Danny Espinosa, S OBP: 0.311, SLG: 0.378												3	1	0	0	1	2	2						
22 Drew Storen, S												0	0	0	0	0	0	0						
38 Michael Morse, R (10, PH) OBP: 0.277, SLG: 0.337												1	0	1	0	0	0	0						
55 Brian Broderick, R												0	0	0	0	0	0	0						
15 Jerry Hairston, R OBP: 0.311, SLG: 0.333												5	2	2	0	0	0	1						
32 Tom Gorzelanny, R ERA: 5.77												1	0	0	0	0	1	2						
60 Todd Coffey, R ERA: 3.0												0	0	0	0	0	0	0						
21 Jason Marquis, L OBP: 0.199, SLG: 0.195												0	0	0	0	0	0	0						
36 Tyler Clippard, R ERA: 2.2												0	0	0	0	0	0	0						
13 Alex Cora, L OBP: 0.275, SLG: 0.359												2	0	0	0	0	0	0						
<b>PITCHER</b>	IP WLS BF H R ER SO BB IBB HBP BLK WP HR S P ERA WHIP	41 Chris Volstad, R ERA: 5.77	58 Ryan Webb, R ERA: 3.0	40 Mike Dunn, L ERA: 2.2	31 Burke Badenhop, R ERA: 1.42	38 Randy Choate, L ERA: 1.42																		

Florida Marlins @ Washington Nationals  
Nationals Park, Washington, DC  
Fri May 13 2011, 7:06 PM - 10:48 PM EDT  
Alt. 19,503 - Overcast - 64 F

livebaseballscores.com

AB 41  
R 5  
H 12  
RBI 5  
BB 5  
SO 11  
LOB 18





Batter	1	2	3	4	5	6	7	8	9	AB	R	H	RBI	BB	SO	LOB	TOP										
8 Chris Coghlan, L (1, 8) OBP: 0.325, SLG: 0.423	F9		G3			L3		G5-3		4	0	0	0	0	0	1	<b>Florida Marlins @ Washington Nationals</b> Nationals Park, Washington, DC Sat May 14 2011, 1:08 PM - 3:43 PM EDT Att: 22,497 - Overcast - 64 F										
13 Omar Infante, R (1, 4) OBP: 0.270, SLG: 0.285	G6-3			G6-3		F9		K		4	0	0	0	0	1	0											
2 Hanley Ramirez, R (1, 6) OBP: 0.310, SLG: 0.307	CS			K		G6-3		K		3	0	0	0	1	2	0											
15 Gaby Sanchez, R (1, 3) OBP: 0.410, SLG: 0.538	CS		K							4	0	0	0	0	3	0											
20 Logan Morrison, L (1, 7)	F7					14 FC6-4 29 1B				4	0	2	0	0	0	0											
27 Giancarlo Stanton, R (1, 9) OBP: 0.316, SLG: 0.463	F8					P4				3	1	1	1	1	0	1											
29 Greg Dobbs, L (1, 5) OBP: 0.400, SLG: 0.500			G4-3			14 FC6-4 1B				4	0	2	0	0	0	1											
14 John Buck, R (1, 2) OBP: 0.304, SLG: 0.419			F8			FC6-4				2	0	0	0	1	0	2											
19 Anibal Sánchez, R (1, 1) OBP: 0.125, SLG: 0.067						G6-3				3	0	1	0	0	1	4											
46 Juan Carlos Oviedo, R (9, 1)						G6-3				0	0	0	0	0	0	0											
<b>Inning Stats</b>	R: 0 H: 0 E: 0 K: 0 S: 7	H: 0 LOB: 0 BB: 1 P: 14	R: 0 H: 0 E: 0 K: 1 S: 9	H: 0 LOB: 0 BB: 0 P: 12	R: 0 H: 1 E: 0 K: 0 S: 6	H: 0 LOB: 1 BB: 0 P: 12	R: 0 H: 0 E: 0 K: 2 S: 10	H: 0 LOB: 0 BB: 0 P: 12	R: 0 H: 2 E: 0 K: 0 S: 13	H: 2 LOB: 2 BB: 0 P: 20	R: 0 H: 0 E: 0 K: 0 S: 10	H: 0 LOB: 0 BB: 0 P: 16	R: 1 H: 3 E: 0 K: 1 S: 13	H: 3 LOB: 2 BB: 1 P: 24	R: 0 H: 0 E: 0 K: 2 S: 9	H: 0 LOB: 0 BB: 0 P: 12	R: 0 H: 0 E: 0 K: 1 S: 9	H: 0 LOB: 1 BB: 1 P: 18	1B: 4 2B: 1 3B: 0 HR: 1	SF: 0 SAC: 0 DP: 0 HBP: 0	WP: 0 PB: 0 SB: 0 CS: 2	PA: 35					
<b>PITCHER</b>	IP	WLS	BF	H	R	ER	SO	BB	IBB	HBP	BLK	WP	HR	S	P	ERA	WHIP										
61 Livan Hernandez, R (1, 1) ERA: 3.92	7.0	L	27	6	1	1	4	1	1	0	0	0	1	68	110	1.29	1.000										
45 Doug Staten, L (8, 1) ERA: 1.93	0.1		1	0	0	0	0	0	0	0	0	0	0	3	4	0.00	0.000										
63 Henry Alberto Rodriguez, R (1, 1) ERA: 1.59	0.2		2	0	0	0	2	0	0	0	0	0	0	6	8	0.00	0.000										
65 Cole Kimball, R (9, 1) ERA:	1.0		4	0	0	0	1	1	0	0	0	0	0	9	18	0.00	1.000										

Batter	1	2	3	4	5	6	7	8	9	AB	R	H	RBI	BB	SO	LOB	BOTTOM										
2 Roger Bernadina, L (1, 8) OBP: 0.424, SLG: 0.393	G4-3		K							3	0	1	0	1	1	0	<b>Florida Marlins @ Washington Nationals</b> Nationals Park, Washington, DC Sat May 14 2011, 1:08 PM - 3:43 PM EDT Att: 22,497 - Overcast - 64 F										
8 Danny Espinosa, S (1, 4) OBP: 0.303, SLG: 0.366	K			B1-3						4	0	0	0	0	1	2											
28 Jayson Werth, R (1, 9) OBP: 0.325, SLG: 0.410	K			K						3	0	1	0	1	2	0											
19 Laynce Nix, L (1, 7) OBP: 0.329, SLG: 0.563				G3						4	0	2	0	0	1	1											
25 Adam LaRoche, L (1, 3) OBP: 0.307, SLG: 0.292										4	0	0	0	0	1	4											
43 Brian Bixler, R (9, PR) OBP: 0.143, SLG: 0.077										0	0	0	0	0	0	0											
3 Wilson Ramos, R (1, 2) OBP: 0.333, SLG: 0.419										3	0	0	0	1	1	3											
15 Jerry Hairston, R (1, 5) OBP: 0.300, SLG: 0.320										4	0	0	0	0	1	5											
13 Alex Cora, L (1, 6) OBP: 0.261, SLG: 0.246										3	0	0	0	0	0	0											
61 Livan Hernandez, R (1, 1) ERA: 2.9	8.0	W	29	3	0	0	0	2	0	0	0	0	0	0	0	0											
45 Doug Staten, L (8, 1) ERA: 1.93	1.0	S	5	1	0	0	0	1	0	0	0	0	0	0	0	0											
63 Henry Alberto Rodriguez, R (1, 1) ERA: 1.59	0.2		2	0	0	0	2	0	0	0	0	0	0	0	0	0											
12 Matt Stairs, L (8, PH) OBP: 0.308, SLG: 0.100										1	0	0	0	0	1	0											
65 Cole Kimball, R (9, 1) ERA:										0	0	0	0	0	0	0											
<b>Inning Stats</b>	R: 0 H: 0 E: 0 K: 2 S: 9	H: 1 LOB: 0 BB: 0 P: 11	R: 0 H: 1 E: 0 K: 2 S: 12	H: 0 LOB: 0 BB: 0 P: 19	R: 0 H: 0 E: 0 K: 1 S: 10	H: 0 LOB: 0 BB: 0 P: 18	R: 0 H: 0 E: 0 K: 1 S: 7	H: 0 LOB: 0 BB: 0 P: 12	R: 0 H: 0 E: 0 K: 0 S: 7	H: 0 LOB: 1 BB: 1 P: 13	R: 0 H: 1 E: 0 K: 1 S: 11	H: 1 LOB: 2 BB: 1 P: 19	R: 0 H: 1 E: 0 K: 1 S: 10	H: 1 LOB: 1 BB: 0 P: 13	R: 0 H: 0 E: 0 K: 0 S: 9	H: 0 LOB: 2 BB: 1 P: 15	1B: 3 2B: 1 3B: 0 HR: 0	SF: 0 SAC: 0 DP: 0 HBP: 0	WP: 0 PB: 0 SB: 1 CS: 0	PA: 34							
<b>PITCHER</b>	IP	WLS	BF	H	R	ER	SO	BB	IBB	HBP	BLK	WP	HR	S	P	ERA	WHIP										
19 Anibal Sánchez, R (1, 1) ERA: 2.9	8.0	W	29	3	0	0	0	2	0	0	0	0	0	73	114	0.00	0.625										
46 Juan Carlos Oviedo, R (9, 1) ERA: 3.05	1.0	S	5	1	0	0	0	1	0	0	0	0	0	9	15	0.00	2.000										





Batter	1	2	3	4	5	6	7	8	9	AB	R	H	RBI	BB	SO	LOB	TOP					
8 Chris Coghlan, L (1, 8) OBP: 0.322, SLG: 0.416	F9		F8		F7		1B		G3-1	5	0	1	1	0	0	1	<b>Florida Marlins @ Washington Nationals</b> Nationals Park, Washington, DC Sun May 15 2011, 1:39 PM - 4:50 PM EDT Att: 18,356 - Partly Cloudy - 75 F					
1 Emilio Bonifacio, S (1, 4) OBP: 0.349, SLG: 0.388	G4-3				F7		1B		K	4	0	1	0	1	1							
2 Hanley Ramirez, R (1, 6) OBP: 0.302, SLG: 0.298	L9		K				F8		F8	4	0	0	0	0	1	3						
15 Gaby Sanchez, R (1, 3) OBP: 0.412, SLG: 0.541		E5					L6			3	1	1	0	1	0	0						
20 Logan Morrison, L (1, 7) OBP: 0.418, SLG: 0.642					G6-3		G4-3		L3	4	1	1	0	0	0	2						
27 Giancarlo Stanton, R (1, 9) OBP: 0.329, SLG: 0.583										2	1	2	1	0	0	0						
29 Greg Dobbs, L (1, 5) OBP: 0.393, SLG: 0.500										4	1	1	1	0	0	4						
9 Brett Hayes, R (1, 2) OBP: 0.455, SLG: 0.700										3	0	1	1	1	0	3						
23 Javier Vazquez, R (1, 1) OBP: 0.333, SLG: 0.273										1	0	0	0	0	0	1						
56 Osvaldo Martinez, R (5, PH) OBP: 0.143, SLG: 0.143										0	0	0	0	0	0	0						
44 Brian Sanchez, R (5, PH) OBP: 0.300, SLG: 1.000										0	0	0	0	0	0	1						
33 Scott Lincecum, R (7, PH) OBP: 0.389, SLG: 0.577										0	0	0	0	0	0	0						
34 Edward Mujica, R (7, PH) OBP: 0.143, SLG: 0.143										0	0	0	0	0	0	0						
31 Burke Badenhop, R (8, PH) OBP: 0.143, SLG: 0.143										0	0	0	0	0	0	0						
13 Omar Infante, R (9, PH) OBP: 0.286, SLG: 0.286										1	0	0	0	0	0	1						
<b>Inning Stats</b>	R: 0 E: 0 K: 0 S: 7	H: 0 LOB: 0 BB: 0 P: 7	R: 2 E: 1 K: 0 S: 12	H: 2 LOB: 1 BB: 0 P: 18	R: 0 E: 0 K: 1 S: 9	H: 0 LOB: 1 BB: 1 P: 18	R: 0 E: 0 K: 0 S: 6	H: 1 LOB: 2 BB: 0 P: 10	R: 0 E: 0 K: 1 S: 10	H: 0 LOB: 0 BB: 0 P: 15	R: 0 E: 0 K: 0 S: 7	H: 0 LOB: 0 BB: 0 P: 13	R: 2 E: 0 K: 0 S: 14	H: 4 LOB: 2 BB: 0 P: 27	R: 0 E: 0 K: 0 S: 7	H: 1 LOB: 1 BB: 1 P: 13	R: 0 E: 0 K: 1 S: 11	H: 0 LOB: 1 BB: 1 P: 19	1B: 3 2B: 7 3B: 0 HR: 0	SF: 1 SAC: 0 DP: 2 HBP: 1	WP: 0 PB: 0 SB: 0 CS: 1	PA: 38
<b>PITCHER</b>	IP WLS BF H R ER SO BB IBB HBP BLK WP HR S P ERA WHIP																					
21 Jason Marquis, R (1, 1) ERA: 3.54	6.2 W 28 6 4 2 2 1 0 1 0 0 0 60 101 2.70 1.050																					
60 Todd Coffey, R (7, 1) ERA: 2.45	0.0 1 1 0 0 0 0 0 0 0 0 0 2 4 ∞ ∞																					
36 Tyler Clippard, R (7, 1) ERA: 1.8	1.1 H 5 1 0 0 0 1 0 0 0 0 0 10 18 0.00 1.500																					
65 Cole Kimball, R (9, 1) ERA:	1.0 4 0 0 0 1 1 0 0 0 0 0 0 11 19 0.00 1.000																					

Batter	1	2	3	4	5	6	7	8	9	AB	R	H	RBI	BB	SO	LOB	BOTTOM			
2 Roger Bernadina, L (1, 8) OBP: 0.447, SLG: 0.406	K						L7			4	1	2	1	1	1	0	<b>Florida Marlins @ Washington Nationals</b> Nationals Park, Washington, DC Sun May 15 2011, 1:39 PM - 4:50 PM EDT Att: 18,356 - Partly Cloudy - 75 F			
8 Danny Espinosa, S (1, 4) OBP: 0.286, SLG: 0.356	F7		F7		K		G4-3		PO	4	0	0	0	0	1	3				
28 Jayson Werth, R (1, 9) OBP: 0.329, SLG: 0.413										4	2	2	0	0	0	0				
19 Laynce Nix, L (1, 7) OBP: 0.326, SLG: 0.548	E7						G4-3		G4-3	4	1	1	1	0	0	1				
25 Adam LaRoche, L (1, 3) OBP: 0.306, SLG: 0.286										3	1	0	0	1	1	1				
7 Ivan Rodriguez, R (1, 2) OBP: 0.284, SLG: 0.397										3	1	2	3	1	0	0				
15 Jerry Hairston, R (1, 5) OBP: 0.298, SLG: 0.317										4	1	1	1	0	1	2				
13 Alex Cora, L (1, 6) OBP: 0.274, SLG: 0.250										3	1	1	0	1	1	2				
21 Jason Marquis, L (1, 1) OBP: 0.333, SLG: 0.273										3	0	2	2	0	0	0				
60 Todd Coffey, R (7, 1) ERA: 1.83										0	0	0	0	0	0	0				
36 Tyler Clippard, R (7, 1) ERA: 1.83										0	0	0	0	0	0	0				
12 Matt Stairs, L (8, PH) OBP: 0.326, SLG: 0.326										0	0	0	0	0	0	2				
43 Brian Bixler, R (8, PH) OBP: 0.143, SLG: 0.143										0	0	0	0	0	0	0				
65 Cole Kimball, R (9, 1) ERA: 2.7										0	0	0	0	0	0	0				
<b>Inning Stats</b>	R: 6 E: 1 K: 0 S: 18	H: 6 LOB: 1 BB: 1 P: 29	R: 0 E: 0 K: 1 S: 7	H: 0 LOB: 0 BB: 0 P: 10	R: 0 E: 0 K: 0 S: 16	H: 0 LOB: 0 BB: 0 P: 24	R: 0 E: 0 K: 3 S: 15	H: 1 LOB: 2 BB: 1 P: 27	R: 1 E: 0 K: 0 S: 16	H: 3 LOB: 2 BB: 0 P: 22	R: 0 E: 0 K: 0 S: 8	H: 0 LOB: 0 BB: 0 P: 12	R: 0 E: 0 K: 1 S: 9	H: 0 LOB: 0 BB: 0 P: 16	R: 1 E: 0 K: 0 S: 9	H: 1 LOB: 2 BB: 2 P: 20	1B: 9 2B: 2 3B: 0 HR: 0	SF: 0 SAC: 0 DP: 0 HBP: 0	WP: 0 PB: 0 SB: 0 CS: 0	PA: 38
<b>PITCHER</b>	IP WLS BF H R ER SO BB IBB HBP BLK WP HR S P ERA WHIP																			
23 Javier Vazquez, R (1, 1) ERA: 7.55	4.0 L 20 7 6 6 4 2 0 0 0 0 0 0 24 34 4.50 1.500																			
44 Brian Sanchez, R (5, 1) ERA: 1.83	2.0 9 3 1 1 0 0 0 0 0 0 0 0 24 34 4.50 1.500																			
34 Edward Mujica, R (7, 1) ERA: 3.26	1.0 3 0 0 0 1 0 0 0 0 0 0 0 9 16 0.00 0.000																			
31 Burke Badenhop, R (8, 1) ERA: 2.7	1.0 5 1 1 1 0 2 0 0 0 0 0 0 9 20 9.00 3.000																			









Batter	1	2	3	4	5	6	7	8	9	AB	R	H	RBI	BB	SO	LOB	TOP
2 Roger Bernadina, L (1, 8) OBP: 0.383, SLG: 0.341										5	0	1	0	0	1	5	<p>Washington Nationals @ New York Mets Citi Field, Flushing, NY Wed May 18 2011, 7:12 PM - 10:02 PM EDT Att: 24,527 - Cloudy - 59 F</p>
20 Ian Desmond, R (1, 6) OBP: 0.265, SLG: 0.359									4	0	1	0	0	1	1		
28 Jayson Werth, R (1, 9) OBP: 0.331, SLG: 0.417									4	0	1	0	0	2	2		
3 Wilson Ramos, R (1, 2) OBP: 0.337, SLG: 0.409									4	0	1	0	0	1	2		
25 Adam LaRoche, L (1, 3) OBP: 0.291, SLG: 0.270									4	0	0	0	0	2	3		
38 Michael Morse, R (1, 7) OBP: 0.297, SLG: 0.355									4	0	2	0	0	0	0		
8 Danny Espinosa, S (1, 4) OBP: 0.297, SLG: 0.383									3	0	1	0	0	0	1		
15 Jerry Hairston, R (1, 5) OBP: 0.306, SLG: 0.339									2	0	0	0	2	0	1		
32 Tom Gorzelanny, R (1, 1) 63 Henry Alberto Rodriguez, R (6, 1) 43 Brian Bixler, R (7, PH) 60 Todd Coffey, R (7, 1) 45 Doug Slaten, L (8, 1) 19 Laynce Nix, L (8, PH)									2	0	0	0	0	0	1		
<b>Inning Stats</b>	R: 0 H: 2 E: 0 K: 2 S: 15	H: 1 R: 0 ER: 0 LOB: 1 BB: 0 P: 22	R: 0 H: 0 E: 0 K: 1 S: 10	H: 0 R: 0 ER: 0 LOB: 0 BB: 0 P: 14	R: 0 H: 0 E: 0 K: 1 S: 8	H: 0 R: 0 ER: 0 LOB: 0 BB: 0 P: 12	R: 0 H: 1 E: 0 K: 1 S: 8	H: 2 R: 0 ER: 0 LOB: 3 BB: 1 P: 31	R: 0 H: 1 E: 0 K: 0 S: 9	1B: 6 2B: 2 3B: 0 HR: 0	SF: 0 DP: 0 HBP: 0	WP: 0 PA: 37 PB: 0 CS: 1					
<b>PITCHER</b>	IP WLS BF H R ER SO BB IBB HBP BLK WP HR S P ERA WHIP																
49 Jonathon Niese, L (1, 1) ERA: 4.36	7.0 W 28 6 0 0 7 1 0 0 0 0 0 0 72 112 0.00 1.000																
45 Jason Istringhausen, R (8, 1) ERA: 1.93	1.0 H 4 1 0 0 1 0 0 0 0 0 0 0 11 17 0.00 1.000																
75 Francisco Rodriguez, R (8, 1) ERA: 0.83	1.0 S 5 1 0 0 0 1 0 0 0 0 0 0 9 18 0.00 2.000																

Batter	1	2	3	4	5	6	7	8	9	AB	R	H	RBI	BB	SO	LOB	BOTTOM
7 José Reyes, S (1, 6) OBP: 0.375, SLG: 0.475									4	2	3	0	1	0	2	<p>Washington Nationals @ New York Mets Citi Field, Flushing, NY Wed May 18 2011, 7:12 PM - 10:02 PM EDT Att: 24,527 - Cloudy - 59 F</p>	
2 Justin Turner, R (1, 5) OBP: 0.385, SLG: 0.500									4	0	2	2	1	0	3		
15 Carlos Beltrán, S (1, 9) OBP: 0.377, SLG: 0.555									4	0	1	0	0	1	4		
44 Jason Bay, R (1, 7) OBP: 0.312, SLG: 0.325									2	0	0	1	1	1	2		
28 Daniel Murphy, L (1, 3) OBP: 0.305, SLG: 0.376									4	0	0	0	0	2	4		
9 Ronny Paulino, R (1, 2) OBP: 0.405, SLG: 0.344									3	0	0	0	1	3	2		
12 Scott Hairston, R (1, 8) ERA: 3.56									3	1	2	0	0	1	1		
20 Jason Pridie, L (8, 8) OBP: 0.324, SLG: 0.455									1	0	0	0	0	0	0		
11 Rubén Tejada, R (1, 4) OBP: 0.500, SLG: 0.333									3	0	1	0	1	0	1		
49 Jonathon Niese, L (1, 1) OBP: 0.211, SLG: 0.235									3	0	0	0	0	1	5		
45 Jason Istringhausen, R (8, 1) ERA: 2.3									0	0	0	0	0	0	0		
6 Nick Evans, R (8, PH) 75 Francisco Rodriguez, R (8, 1)									0	0	0	0	1	0	0		
<b>Inning Stats</b>	R: 1 H: 2 E: 0 K: 1 S: 12	H: 1 R: 0 ER: 0 LOB: 1 BB: 1 P: 24	R: 0 H: 1 E: 0 K: 0 S: 9	H: 1 R: 0 ER: 0 LOB: 2 BB: 1 P: 18	R: 0 H: 1 E: 0 K: 1 S: 9	H: 1 R: 0 ER: 0 LOB: 2 BB: 1 P: 18	R: 2 H: 2 E: 0 K: 1 S: 13	H: 0 R: 0 ER: 0 LOB: 0 BB: 0 P: 11	R: 0 H: 1 E: 0 K: 0 S: 9	1B: 6 2B: 4 3B: 0 HR: 0	SF: 1 DP: 1 HBP: 0	WP: 0 PA: 38 PB: 0 CS: 0					
<b>PITCHER</b>	IP WLS BF H R ER SO BB IBB HBP BLK WP HR S P ERA WHIP																
32 Tom Gorzelanny, L (1, 1) ERA: 1.5	5.2 L 29 3 3 3 7 3 2 0 0 0 0 0 2 4 0.00 0.000																
60 Todd Coffey, R (7, 1) ERA: 2.3	1.0 3 0 0 0 2 0 0 0 0 0 0 0 7 11 0.00 0.000																
45 Doug Slaten, L (8, 1) ERA: 1.74	1.0 5 1 0 0 0 1 0 0 0 0 0 0 9 15 0.00 2.000																



Batter	1	2	3	4	5	6	7	8	9	AB	R	H	RBI	BB	SO	LOB	TOP			
2 Roger Bernadina, L (1, 8) OBP: 0.360, SLG: 0.318										3	0	0	0	0	1	1	Washington Nationals @ New York Mets Citi Field, Flushing, NY Thu May 19 2011, 1:16 PM - 3:43 PM EDT Att: 26,835 - Partly Cloudy - 66 F			
38 Michael Morse, R (8, PH) OBP: 0.284, SLG: 0.351										1	0	0	0	0	2					
65 Cole Kimball, R (8, 1)										0	0	0	0	0	0					
17 Sean Burnett, L (8, 1)										0	0	0	0	0	0					
20 Ian Desmond, R (1, 6) OBP: 0.248, SLG: 0.349										4	0	0	0	0	0					
19 Laynce Nix, L (1, 7) OBP: 0.330, SLG: 0.545										3	0	1	0	1	1	0				
28 Jayson Werth, R (1, 9) OBP: 0.330, SLG: 0.409										3	0	0	0	1	0	2				
25 Adam LaRoche, L (1, 3) OBP: 0.284, SLG: 0.262										4	0	0	0	0	3					
8 Danny Espinosa, S (1, 4) OBP: 0.292, SLG: 0.375										3	0	0	0	0	0					
7 Ivan Rodriguez, R (1, 2) OBP: 0.266, SLG: 0.385										2	0	0	0	1	1	0				
43 Brian Bixler, R (8, PR) OBP: 0.200, SLG: 0.143										0	0	0	0	0	0	0				
13 Alex Cora, L (1, 5) OBP: 0.276, SLG: 0.254										3	0	1	0	0	0	0				
61 Livan Hernandez, R (1, 1) OBP: 0.133, SLG: 0.133										2	0	1	0	0	0	0				
12 Matt Stairs, L (8, PH) OBP: 0.266, SLG: 0.091										1	0	0	0	0	2					
3 Wilson Ramos, R (8, 2) OBP: 0.337, SLG: 0.409										0	0	0	0	0	0					
<b>Inning Stats</b>	R: 0 E: 0 K: 2 S: 18	H: 0 LOB: 0 BB: 0 P: 23	R: 0 E: 0 K: 0 S: 7	H: 0 LOB: 0 BB: 1 P: 14	R: 0 E: 0 K: 1 S: 6	H: 0 LOB: 0 BB: 0 P: 7	R: 0 E: 0 K: 0 S: 6	H: 0 LOB: 0 BB: 0 P: 10	R: 0 E: 0 K: 0 S: 8	H: 1 LOB: 1 BB: 0 P: 9	R: 0 E: 0 K: 0 S: 8	H: 0 LOB: 1 BB: 1 P: 12	R: 0 E: 0 K: 0 S: 10	H: 1 LOB: 2 BB: 1 P: 20	R: 0 E: 0 K: 0 S: 8	H: 1 LOB: 1 BB: 0 P: 13	1B: 2 2B: 1 3B: 0 HR: 0	SF: 0 SAC: 0 DP: 1 HBP: 0	WP: 0 PB: 0 CS: 0	PA: 32
<b>PITCHER</b>	IP WLS BF H R ER SO	IP WLS BF H R ER SO	IP WLS BF H R ER SO	IP WLS BF H R ER SO	IP WLS BF H R ER SO	IP WLS BF H R ER SO	IP WLS BF H R ER SO	IP WLS BF H R ER SO	IP WLS BF H R ER SO	IP WLS BF H R ER SO	IP WLS BF H R ER SO	IP WLS BF H R ER SO	IP WLS BF H R ER SO	IP WLS BF H R ER SO	IP WLS BF H R ER SO	IP WLS BF H R ER SO	ERA WHIP	ERA WHIP		
35 Dillon Gee, R (1, 1) ERA: 3.44	7.2	W	27	2	0	0	3	3	0	0	0	0	0	0	0	0	0	0.00	0.652	
40 Tim Lincecum, L (8, 1) ERA: 5.23	0.1	H	1	0	0	0	0	0	0	0	0	0	0	0	0	0	0	0.00	0.000	
75 Francisco Rodriguez, R (8, 1) ERA: 0.79	1.0	S	4	1	0	0	0	0	0	0	0	0	0	0	0	0	0	0.00	1.000	

Batter	1	2	3	4	5	6	7	8	9	AB	R	H	RBI	BB	SO	LOB	BOTTOM			
7 José Reyes, S (1, 6) OBP: 0.373, SLG: 0.468										3	0	0	0	1	0	1	Washington Nationals @ New York Mets Citi Field, Flushing, NY Thu May 19 2011, 1:16 PM - 3:43 PM EDT Att: 26,835 - Partly Cloudy - 66 F			
30 Josh Thole, L (1, 2) OBP: 0.300, SLG: 0.260										4	1	1	0	0	1	2				
15 Carlos Beltrán, S (1, 9) OBP: 0.368, SLG: 0.539										4	0	0	0	0	1	1				
44 Jason Bay, R (1, 7) OBP: 0.330, SLG: 0.357										4	0	3	0	0	0	0				
28 Daniel Murphy, L (1, 3) OBP: 0.303, SLG: 0.367										3	0	0	0	1	0	4				
2 Justin Turner, R (1, 5) OBP: 0.393, SLG: 0.490										3	0	1	1	1	1	2				
20 Jason Pridie, L (1, 8) OBP: 0.111, SLG: 0.441										2	0	0	0	1	2	1				
12 Scott Hairston, R (8, PH) OBP: 0.309, SLG: 0.327										1	0	0	0	0	0	2				
11 Rubén Tejada, R (1, 4) OBP: 0.571, SLG: 0.500										3	0	2	0	0	0	3				
35 Dillon Gee, R (1, 1) OBP: 0.111, SLG: 0.111										2	0	0	0	0	2	1				
40 Tim Byrdak, L (8, 1) ERA: 6.06										0	0	0	0	0	0	0				
75 Francisco Rodriguez, R (8, 1) ERA: 0.79										0	0	0	0	0	0	0				
<b>Inning Stats</b>	R: 0 E: 0 K: 1 S: 11	H: 0 LOB: 0 BB: 0 P: 20	R: 0 E: 0 K: 2 S: 10	H: 1 LOB: 1 BB: 0 P: 18	R: 0 E: 0 K: 1 S: 5	H: 1 LOB: 0 BB: 0 P: 8	R: 1 E: 0 K: 0 S: 14	H: 3 LOB: 3 BB: 1 P: 24	R: 0 E: 0 K: 2 S: 9	H: 0 LOB: 0 BB: 0 P: 14	R: 0 E: 0 K: 0 S: 6	H: 1 LOB: 1 BB: 0 P: 11	R: 0 E: 0 K: 1 S: 12	H: 1 LOB: 2 BB: 1 P: 21	R: 0 E: 0 K: 0 S: 7	H: 0 LOB: 2 BB: 2 P: 18	1B: 6 2B: 1 3B: 0 HR: 0	SF: 0 SAC: 1 DP: 1 HBP: 0	WP: 0 PB: 0 CS: 0	PA: 34
<b>PITCHER</b>	IP WLS BF H R ER SO	IP WLS BF H R ER SO	IP WLS BF H R ER SO	IP WLS BF H R ER SO	IP WLS BF H R ER SO	IP WLS BF H R ER SO	IP WLS BF H R ER SO	IP WLS BF H R ER SO	IP WLS BF H R ER SO	IP WLS BF H R ER SO	IP WLS BF H R ER SO	IP WLS BF H R ER SO	IP WLS BF H R ER SO	IP WLS BF H R ER SO	IP WLS BF H R ER SO	IP WLS BF H R ER SO	ERA WHIP	ERA WHIP		
61 Livan Hernandez, R (1, 1) ERA: 3.84	7.0	L	29	7	1	1	7	1	0	0	0	0	0	0	0	0	0.00	1.143		
65 Cole Kimball, R (8, 1) ERA: 6.06	0.2		4	0	0	0	0	2	0	0	0	0	0	0	0	0	0.00	3.000		
17 Sean Burnett, L (8, 1) ERA: 6.06	0.1		1	0	0	0	0	0	0	0	0	0	0	0	0	0	0.00	0.000		

AB 29  
R 0  
H 3  
RBI 0  
BB 3  
SO 3  
LOB 10



AB 29  
R 1  
H 7  
RBI 1  
BB 4  
SO 7  
LOB 17










Batter	1	2	3	4	5	6	7	8	9	AB	R	H	RBI	BB	SO	LOB	TOP				
2 Roger Bernadina, L (1.8) OBP: 0.333, SLG: 0.352	F9		F7		K			G6-3		4	0	0	0	0	1	1	<p>Washington Nationals @ Baltimore Orioles</p> <p>Oriole Park at Camden Yards, Baltimore, MD</p> <p>Sat May 21 2011, 4:07 PM - 6:41 PM EDT</p> <p>Att: 33,107 - Partly Cloudy - 84 F</p> <p>livebaseballscorecards.com</p>				
20 Ian Desmond, R (1.6) OBP: 0.297, SLG: 0.359	G4-3		19 E			L6		1B		4	1	2	0	0	0	0					
19 Laynce Nix, L (1.7) OBP: 0.337, SLG: 0.552	K		E3			28 1B		L6		3	0	0	0	1	1	1					
28 Jayson Werth, R (1.9) OBP: 0.340, SLG: 0.451		G1-3	K			12 G4-6-3		G4-3		4	0	1	0	0	1	2					
12 Matt Stairs, L (1.10) OBP: 0.250, SLG: 0.133	K				F9			G4-6-3		4	1	1	0	0	1	2					
25 Adam LaRoche, L (1.3) OBP: 0.288, SLG: 0.258					F7					3	0	1	0	0	0	0					
38 Michael Morse, R (8.3) OBP: 0.286, SLG: 0.351										1	0	0	0	0	0	1					
3 Wilson Ramos, R (1.2) OBP: 0.351, SLG: 0.460					F9					3	0	0	1	0	0	1					
8 Danny Espinosa, S (1.4) OBP: 0.305, SLG: 0.421			F7							4	0	1	0	0	0	0					
15 Jerry Hairston, R (1.5) OBP: 0.310, SLG: 0.342			20 2B		F8					3	1	1	0	0	0	1					
<b>Inning Stats</b>	R: 0 H: 0 E: 0 K: 1 S: 7	H: 0 LOB: 0 BB: 0 P: 15	R: 0 H: 1 E: 0 K: 1 S: 9	H: 1 LOB: 1 BB: 0 P: 14	R: 2 H: 2 E: 1 K: 1 S: 16	H: 2 LOB: 1 BB: 0 P: 24	R: 0 H: 0 E: 0 K: 0 S: 14	H: 0 LOB: 0 BB: 0 P: 19	R: 0 H: 0 E: 0 K: 1 S: 8	H: 0 LOB: 0 BB: 0 P: 12	R: 0 H: 1 E: 0 K: 0 S: 10	H: 1 LOB: 1 BB: 0 P: 15	R: 0 H: 1 E: 0 K: 0 S: 11	H: 1 LOB: 1 BB: 0 P: 16	R: 0 H: 1 E: 0 K: 0 S: 10	H: 1 LOB: 0 BB: 0 P: 11	1B: 4 2B: 3 HR: 0	SF: 1 SAC: 0 DP: 1 HBP: 0	WP: 0 PB: 0 SB: 0 CS: 0	PA: 35	
<b>PITCHER</b>	IP	WLS	BF	H	R	ER	SO	BB	IBB	HBP	BLK	WP	HR	S	P	ERA	WHIP				
46 Jeremy Guthrie, R (1.1) ERA: 3.45	7.0	W	27	5	2	0	4	1	0	0	0	0	0	70	108	0.00	0.857				
43 Jim Johnson, R (8.1) ERA: 3.5	1.0		4	1	0	0	0	0	0	0	0	0	0	11	16	0.00	1.000				
19 Koji Uehara, R (9.1) ERA: 2.84	1.0		4	1	1	1	0	0	0	0	0	0	0	10	11	9.00	1.000				

Batter	1	2	3	4	5	6	7	8	9	AB	R	H	RBI	BB	SO	LOB	BOTTOM				
11 Robert Andino, R (1.4) OBP: 0.367, SLG: 0.329	B1-3		F9		K			F8		5	1	1	1	0	1	1	<p>Washington Nationals @ Baltimore Orioles</p> <p>Oriole Park at Camden Yards, Baltimore, MD</p> <p>Sat May 21 2011, 4:07 PM - 6:41 PM EDT</p> <p>Att: 33,107 - Partly Cloudy - 84 F</p> <p>livebaseballscorecards.com</p>				
10 Adam Jones, R (1.8) OBP: 0.344, SLG: 0.451	F9		21 1B		K2-3		G4-3			5	1	2	0	0	1	1					
21 Nick Markakis, L (1.9) OBP: 0.328, SLG: 0.350	G4-3		E7		P5		27 1B			5	2	2	1	0	1	1					
27 Vladimir Guerrero, R (1.10) OBP: 0.335, SLG: 0.431		G4-3	32 1B		L9		32 1B			4	1	2	1	0	0	0					
32 Matt Wieters, S (1.2) OBP: 0.349, SLG: 0.419		G6-3					2 1B			4	0	2	1	0	0	0					
2 J.J. Hardy, R (1.6) OBP: 0.280, SLG: 0.371		F8			G6-3					4	0	1	1	0	1	2					
12 Mark Reynolds, R (1.5) OBP: 0.304, SLG: 0.366			14 HR		K					3	1	1	0	1	2	2					
14 Nolan Reimold, R (1.7) OBP: 0.400, SLG: 1.000					K					4	1	1	2	0	1	3					
29 Brandon Snyder, R (1.3) OBP: 0.444, SLG: 0.429			K							4	1	2	0	0	1	0					
<b>Inning Stats</b>	R: 0 H: 0 E: 0 K: 0 S: 5	H: 0 LOB: 0 BB: 0 P: 7	R: 0 H: 0 E: 0 K: 0 S: 6	H: 0 LOB: 0 BB: 0 P: 8	R: 4 H: 5 E: 0 K: 1 S: 20	H: 5 LOB: 2 BB: 1 P: 40	R: 0 H: 1 E: 0 K: 3 S: 13	H: 1 LOB: 1 BB: 0 P: 20	R: 0 H: 0 E: 0 K: 1 S: 8	H: 0 LOB: 0 BB: 0 P: 9	R: 0 H: 1 E: 0 K: 1 S: 8	H: 1 LOB: 1 BB: 0 P: 9	R: 4 H: 6 E: 0 K: 1 S: 25	H: 6 LOB: 2 BB: 0 P: 41	R: 0 H: 1 E: 0 K: 1 S: 8	H: 1 LOB: 1 BB: 0 P: 8		1B: 9 2B: 4 HR: 1	SF: 0 SAC: 0 DP: 0 HBP: 0	WP: 0 PB: 0 SB: 0 CS: 0	PA: 39
<b>PITCHER</b>	IP	WLS	BF	H	R	ER	SO	BB	IBB	HBP	BLK	WP	HR	S	P	ERA	WHIP				
31 John Lannan, L (1.1) ERA: 5.03	6.0	L	28	9	6	6	6	1	0	0	0	0	0	65	101	9.00	1.667				
65 Cole Kimball, R (7.1) ERA: 3.95	1.0		7	4	2	2	1	0	0	0	0	0	0	20	33	18.00	4.000				
36 Tyler Clippard, R (8.1) ERA: 1.73	1.0		4	1	0	0	1	0	0	0	0	0	0	8	8	0.00	1.000				

AB	33
R	3
H	7
RBI	1
BB	1
SO	4
LOB	9

AB	38
R	8
H	14
RBI	7
BB	1
SO	8
LOB	10





Batter	1	2	3	4	5	6	7	8	9	AB	R	H	RBI	BB	SO	LOB	TOP					
2 Roger Bernadina, L (1.8) OBP: 0.323, SLG: 0.356	B2		F9	F9		G4-3	G4-3		K	5	0	1	0	0	1	4	Washington Nationals @ Baltimore Orioles Oriole Park at Camden Yards, Baltimore, MD Sun May 22 2011, 1:39 PM - 4:26 PM EDT Att: 33,626 - Cloudy - 80 F					
20 Ian Desmond, R (1.6) OBP: 0.263, SLG: 0.369	2B		K	K		P6	1B			4	0	2	0	0	1	2						
19 Laynce Nix, L (1.7) OBP: 0.333, SLG: 0.540	K		K	K		F8	F8			4	0	1	0	0	2	4						
28 Jayson Werth, R (1.9) OBP: 0.339, SLG: 0.452	G5-3			HBP		FC5-4	F8			4	1	1	0	0	0	3						
3 Wilson Ramos, R (1.10) OBP: 0.347, SLG: 0.447	F9			BB		G5-3	K			3	0	0	0	1	1	1						
38 Michael Morse, R (1.3) OBP: 0.294, SLG: 0.356	1B		F9	F9		FC4-6	G6-3			4	0	2	0	0	0	2						
8 Danny Espinosa, S (1.4) OBP: 0.304, SLG: 0.413	K		HBP	HBP		F7	F8			3	0	0	0	0	1	2						
7 Ivan Rodriguez, R (1.2) OBP: 0.270, SLG: 0.362	L3		F9	F9		FC4-6	G4-3			4	0	0	0	0	0	4						
13 Alex Cora, L (1.5) OBP: 0.300, SLG: 0.270	1B									2	0	1	1	1	1	1						
12 Matt Stairs, L (9, PH) OBP: 0.270, SLG: 0.133	BB									0	0	0	0	1	0	0						
43 Brian Bixler, R (9, PR) OBP: 0.188, SLG: 0.133	BB									0	0	0	0	0	0	0						
<b>Inning Stats</b>	R: 0 E: 0 K: 1 S: 12	H: 1 LOB: 1 BB: 0 P: 16	R: 0 E: 0 K: 1 S: 12	H: 1 LOB: 1 BB: 0 P: 18	R: 0 E: 0 K: 2 S: 13	H: 1 LOB: 2 BB: 1 P: 20	R: 1 E: 0 K: 0 S: 17	H: 2 LOB: 3 BB: 1 P: 32	R: 0 E: 0 K: 0 S: 7	H: 1 LOB: 1 BB: 0 P: 11	R: 0 E: 0 K: 1 S: 11	H: 1 LOB: 1 BB: 0 P: 14	R: 0 E: 0 K: 1 S: 5	H: 0 LOB: 1 BB: 0 P: 8	R: 0 E: 0 K: 1 S: 7	H: 0 LOB: 1 BB: 0 P: 10	R: 0 E: 0 K: 1 S: 12	H: 0 LOB: 1 BB: 1 P: 22	1B: 5 2B: 5 3B: 0 HR: 0	SF: 0 SAC: 0 DP: 2 HBP: 1	WP: 0 PB: 0 CS: 2	PA: 37
<b>PITCHER</b>	IP WLS BF H R ER SO BB IBB HBP BLK WP HR S P ERA WHIP																					
24 Chris Tillman, R (1.1) ERA: 4.95	5.0		23	6	1	1	4	2	0	1	0	0	0	0	0	0	61	97	1.80	1.600		
37 Jeremy Accardo, R (6.1) ERA: 4.55	1.0		4	1	0	0	1	0	0	0	0	0	0	0	0	0	11	14	0.00	1.000		
43 Jim Johnson, R (7.1) ERA: 3.46	1.0	W	4	1	0	0	0	0	0	0	0	0	0	0	0	0	5	8	0.00	1.000		
19 Koji Uehara, R (8.1) ERA: 2.7	1.0	H	3	0	0	0	1	0	0	0	0	0	0	0	0	0	7	10	0.00	0.000		
63 Kevin Gregg, R (9.1) ERA: 3.93	1.0	S	3	0	0	0	1	1	0	0	0	0	0	0	0	0	12	22	0.00	1.000		
<b>Batter</b>	1	2	3	4	5	6	7	8	9	AB <th>R</th> <th>H</th> <th>RBI</th> <th>BB</th> <th>SO</th> <th>LOB</th> <th>BOTTOM</th>	R	H	RBI	BB	SO	LOB	BOTTOM					
18 Felix Pie, L (1.7) OBP: 0.238, SLG: 0.317	K		G6-3			K	K			4	0	0	0	0	3	3	Washington Nationals @ Baltimore Orioles Oriole Park at Camden Yards, Baltimore, MD Sun May 22 2011, 1:39 PM - 4:26 PM EDT Att: 33,626 - Cloudy - 80 F					
10 Adam Jones, R (1.8) OBP: 0.327, SLG: 0.440	P3		G5-3			P3				4	0	0	0	0	0	0						
21 Nick Markakis, L (1.9) OBP: 0.327, SLG: 0.348	F9					G3-1				4	1	1	0	0	0	0						
27 Vladimir Guerrero, R (1.10) OBP: 0.333, SLG: 0.444	L8					F8	HR			4	1	1	2	0	0	0						
32 Matt Wieters, S (1.2) OBP: 0.342, SLG: 0.410	G4-3					K	G4-3			3	0	0	0	0	1	0						
30 Luke Scott, L (1.3) OBP: 0.324, SLG: 0.424	BB					G4-3	BB			2	0	1	0	1	0	0						
12 Mark Reynolds, R (1.5) OBP: 0.305, SLG: 0.372	BB					K	P3			3	0	1	0	0	1	1						
2 J.J. Hardy, R (1.6) OBP: 0.292, SLG: 0.359	L9					F8	BB			2	0	0	0	1	0	2						
11 Robert Andino, R (1.4) OBP: 0.366, SLG: 0.322	K					G4-3	BB			2	0	0	0	1	1	0						
<b>Inning Stats</b>	R: 0 E: 0 K: 1 S: 10	H: 0 LOB: 0 BB: 0 P: 13	R: 0 E: 0 K: 0 S: 15	H: 1 LOB: 2 BB: 1 P: 28	R: 0 E: 0 K: 1 S: 10	H: 0 LOB: 0 BB: 0 P: 15	R: 0 E: 0 K: 1 S: 6	H: 0 LOB: 0 BB: 0 P: 9	R: 0 E: 0 K: 1 S: 9	H: 0 LOB: 0 BB: 0 P: 12	R: 0 E: 0 K: 1 S: 7	H: 0 LOB: 0 BB: 0 P: 10	R: 2 E: 0 K: 1 S: 20	H: 3 LOB: 3 BB: 2 P: 31	R: 0 E: 0 K: 0 S: 8	H: 0 LOB: 0 BB: 0 P: 14		R: 0 E: 0 K: 1 S: 8	H: 0 LOB: 0 BB: 0 P: 14	1B: 2 2B: 1 3B: 0 HR: 1	SF: 0 SAC: 0 DP: 0 HBP: 0	WP: 0 PB: 0 CS: 0
<b>PITCHER</b>	IP WLS BF H R ER SO BB IBB HBP BLK WP HR S P ERA WHIP																					
27 Jordan Zimmermann, R (1.1) ERA: 3.98	6.1	L	24	4	2	2	5	1	0	0	0	0	0	0	0	0	64	94	2.84	0.789		
36 Tyler Clippard, R (7.1) ERA: 1.69	0.2		4	0	0	0	1	2	0	0	0	0	0	0	0	0	13	24	0.00	3.000		
60 Todd Coffey, R (8.1) ERA: 2.04	1.0		3	0	0	0	0	0	0	0	0	0	0	0	0	0	8	14	0.00	0.000		



Batter	1	2	3	4	5	6	7	8	9	AB	R	H	RBI	BB	SO	LOB	TOP										
2 Roger Bernadina, L (1, 8) OBP: 0.328, SLG: 0.359										5	0	2	1	0	1	3											
20 Ian Desmond, R (1, 6) OBP: 0.291, SLG: 0.370										5	0	1	0	0	3	2											
28 Jayson Werth, R (1, 9) OBP: 0.330, SLG: 0.439										5	0	0	0	0	2	4											
19 Laynce Nix, L (1, 7) OBP: 0.339, SLG: 0.548										4	0	2	0	0	1	2											
3 Wilson Ramos, R (1, 2) OBP: 0.336, SLG: 0.430										4	0	0	0	0	0	5											
38 Michael Morse, R (1, 3) OBP: 0.292, SLG: 0.381										4	1	1	1	0	2	2											
22 Drew Storen, S (8, 1)										0	0	0	0	0	0	0											
45 Doug Slaten, L (8, 1)										0	0	0	0	0	0	0											
8 Danny Espinosa, S (1, 4) OBP: 0.283, SLG: 0.408										2	0	0	0	1	0	0											
43 Brian Bixler, R (9, PR) OBP: 0.188, SLG: 0.133										0	1	0	0	0	0	0											
15 Jerry Hairston, R (1, 5) OBP: 0.316, SLG: 0.364										4	1	2	1	0	0	0											
32 Tom Gorzelanny, R (1, 1)										2	0	0	0	0	2	0											
63 Henry Alberto Rodriguez, R (7, PH) OBP: 0.129, SLG: 0.129										0	0	0	0	0	0	0											
12 Matt Stairs, L (7, 1) OBP: 0.250, SLG: 0.250										1	0	0	0	0	0	2											
17 Sean Burnett, L (7, 1)										0	0	0	0	0	0	0											
13 Alex Cora, L (8, 3) OBP: 0.267, SLG: 0.267										1	0	0	0	0	0	2											
<b>Inning Stats</b>	R: 0 E: 0 K: 1 S: 14	H: 2 LOB: 0 BB: 0 P: 20	R: 1 E: 0 K: 1 S: 9	H: 1 LOB: 0 BB: 0 P: 12	R: 0 E: 0 K: 2 S: 9	H: 0 LOB: 0 BB: 0 P: 14	R: 0 E: 0 K: 2 S: 7	H: 0 LOB: 0 BB: 0 P: 9	R: 0 E: 0 K: 1 S: 7	H: 0 LOB: 0 BB: 0 P: 8	R: 0 E: 1 K: 1 S: 12	H: 1 LOB: 2 BB: 0 P: 16	R: 0 E: 0 K: 1 S: 13	H: 1 LOB: 2 BB: 1 P: 23	R: 0 E: 1 K: 1 S: 16	H: 1 LOB: 2 BB: 0 P: 25	R: 2 E: 0 K: 1 S: 15	H: 2 LOB: 0 BB: 0 P: 22	1B: 4 2B: 2 3B: 1 HR: 1	SF: 0 SAC: 0 DP: 0 HBP: 1	WP: 0 PB: 0 SB: 0 CS: 0	PA: 39					
<b>PITCHER</b>	IP	WLS	BF	H	R	ER	SO	BB	IBB	HBP	BLK	WP	HR	S	P	ERA	WHIP										
49 Yovani Gallardo, R (1, 1) ERA: 4.35	7.0	W	28	5	1	1	9	1	0	0	0	0	1	71	102	1.29	0.857										
41 Marco Estrada, R (8, 1) ERA: 3.89	1.0		5	1	0	0	1	0	0	0	0	0	0	16	25	0.00	1.000										
48 Tim Lillard, R (9, 1) ERA: 18.0	1.0		6	2	2	2	1	0	0	1	0	0	0	15	22	18.00	2.000										

Washington Nationals @ Milwaukee Brewers  
Miller Park, Milwaukee, WI  
Mon May 23 2011, 7:12 PM - 10:06 PM CDT  
Att: 22,906 - Cloudy - 74 F

AB 37  
R 3  
H 8  
RBI 3  
BB 1  
SO 11  
LOB 22

Batter	1	2	3	4	5	6	7	8	9	AB	R	H	RBI	BB	SO	LOB	BOTTOM										
23 Rickie Weeks Jr, R (1, 4) OBP: 0.363, SLG: 0.476										3	3	1	0	1	2	0											
25 Mark Kotsay, R (9, 3) OBP: 0.354, SLG: 0.314										0	0	0	0	0	0	0											
1 Cory Hart, R (1, 9) OBP: 0.305, SLG: 0.463										4	3	3	7	1	0	0											
8 Ryan Braun, R (1, 7) OBP: 0.390, SLG: 0.571										5	1	2	0	0	1	1											
12 Brandon Boggs, S (6, PR) OBP: 0.238, SLG: 0.474										0	1	0	0	0	0	0											
28 Prince Fielder, L (1, 3) OBP: 0.375, SLG: 0.547										4	1	1	1	1	1	2											
48 Tim Lillard, R (9, 1)										0	0	0	0	0	0	0											
14 Casey McGehee, R (1, 5) OBP: 0.322, SLG: 0.383										5	0	1	0	0	1	4											
20 Jonathan Lucroy, R (1, 2) OBP: 0.377, SLG: 0.500										4	1	2	1	0	1	1											
3 Yuniesky Betancourt, R (1, 6) OBP: 0.260, SLG: 0.344										4	1	2	1	0	0	1											
27 Carlos Gómez, R (1, 8) OBP: 0.284, SLG: 0.331										4	0	0	0	0	2	3											
49 Yovani Gallardo, R (1, 1) OBP: 0.185, SLG: 0.296										3	0	0	0	0	1	2											
41 Marco Estrada, R (8, 1) OBP: 0.250, SLG: 0.250										0	0	0	0	0	0	0											
30 Craig Counsell, L (6, PH) OBP: 0.309, SLG: 0.245										1	0	0	0	0	1	1											
<b>Inning Stats</b>	R: 3 E: 0 K: 0 S: 13	H: 2 LOB: 0 BB: 0 P: 22	R: 0 E: 0 K: 1 S: 8	H: 0 LOB: 0 BB: 0 P: 12	R: 0 E: 0 K: 3 S: 11	H: 0 LOB: 1 BB: 1 P: 18	R: 0 E: 0 K: 2 S: 18	H: 2 LOB: 2 BB: 0 P: 24	R: 3 E: 0 K: 0 S: 14	H: 4 LOB: 1 BB: 0 P: 19	R: 0 E: 0 K: 2 S: 7	H: 0 LOB: 0 BB: 0 P: 11	R: 0 E: 0 K: 0 S: 6	H: 0 LOB: 1 BB: 1 P: 15	R: 5 E: 1 K: 2 S: 28	H: 4 LOB: 2 BB: 1 P: 42	1B: 4 2B: 4 3B: 0 HR: 4	SF: 0 SAC: 0 DP: 0 HBP: 1	WP: 0 PB: 0 SB: 1 CS: 0	PA: 41							
<b>PITCHER</b>	IP	WLS	BF	H	R	ER	SO	BB	IBB	HBP	BLK	WP	HR	S	P	ERA	WHIP										
32 Tom Gorzelanny, L (1, 1) ERA: 4.25	5.0	L	25	8	6	6	6	1	0	1	0	0	0	64	95	10.80	1.800										
63 Henry Alberto Rodriguez, R (1, 1) ERA: 0.9	1.0		3	0	0	0	2	0	0	0	0	0	0	7	11	0.00	0.000										
17 Sean Burnett, L (7, 1) ERA: 5.71	1.0		4	0	0	0	0	1	0	0	0	0	0	6	15	0.00	1.000										
22 Drew Storen, R (8, 1) ERA: 1.48	0.2		5	2	3	3	1	1	0	0	0	0	0	16	25	40.50	4.500										
45 Doug Slaten, L (8, 1) ERA: 2.31	0.1		4	2	2	1	1	0	0	0	0	0	1	12	17	27.00	6.000										

Washington Nationals @ Milwaukee Brewers  
Miller Park, Milwaukee, WI  
Mon May 23 2011, 7:12 PM - 10:06 PM CDT  
Att: 22,906 - Cloudy - 74 F

AB 37  
R 11  
H 12  
RBI 10  
BB 3  
SO 10  
LOB 15



Batter	1	2	3	4	5	6	7	8	9	AB	R	H	RBI	BB	SO	LOB	TOP				
2 Roger Bernadina, L (1,8) OBP: 0.307, SLG: 0.333	G4-3	FC4-6		FC8-4		G5-3			K	5	1	0	0	0	1	3					
20 Ian Desmond, R (1,6) OBP: 0.265, SLG: 0.376	F9		3 BB 38 HR	1B			K		K	5	1	2	1	0	2	0					
28 Jayson Werth, R (1,9) OBP: 0.342, SLG: 0.448			3 BB 38 HR				K			3	1	2	0	1	1						
3 Wilson Ramos, R (1,2) OBP: 0.339, SLG: 0.418	F8		38 HR				G4-3			3	1	0	0	2	1	3					
38 Michael Morse, R (1,3) OBP: 0.305, SLG: 0.427		8 BB 61 1B					G4-3		F9	5	2	3	4	0	0	3					
8 Danny Espinosa, S (1,4) OBP: 0.307, SLG: 0.404		61 1B		HR			F8			4	0	1	0	0	1	1					
15 Jerry Hairston, R (1,5) 63 Henry Alberto Rodriguez, R	P4						G6-4-3			4	0	1	0	0	0	3					
43 Brian Bixler, R (1,7) 24 Rick Ankiel, L (5,8)							F9			2	0	0	0	0	2	2					
61 Livan Hernandez, R (1,1) 36 Tyler Clippard, R (7,1) 17 Sean Burnett, L (8,1) 13 Alex Cora, L (8,5) 19 Laynce Nix, L (9,PH)							G4-3		K	3	0	2	1	0	0	0					
<b>Inning Stats</b>	R: 0 E: 0 K: 0 S: 13	H: 1 LOB: 0 BB: 0 P: 19	R: 1 E: 0 K: 1 S: 12	H: 3 LOB: 2 BB: 0 P: 19	R: 4 E: 0 K: 2 S: 19	H: 2 LOB: 1 BB: 0 P: 35	R: 1 E: 0 K: 2 S: 13	H: 2 LOB: 1 BB: 0 P: 20	R: 0 E: 0 K: 0 S: 16	H: 0 LOB: 0 BB: 0 P: 19	R: 0 E: 0 K: 1 S: 6	H: 0 LOB: 0 BB: 0 P: 12	R: 0 E: 0 K: 3 S: 8	H: 1 LOB: 1 BB: 0 P: 11	R: 0 E: 0 K: 3 S: 13	H: 1 LOB: 3 BB: 1 P: 22	1B: 7 2B: 3 3B: 0 HR: 1	SF: 0 SAC: 0 DP: 2 HBP: 1	WP: 1 PB: 0 CS: 2	PA: 41	
<b>PITCHER</b>	IP WLS BF H R ER SO	IP WLS BF H R ER SO	IP WLS BF H R ER SO	IP WLS BF H R ER SO	IP WLS BF H R ER SO	IP WLS BF H R ER SO	IP WLS BF H R ER SO	IP WLS BF H R ER SO	IP WLS BF H R ER SO	IP WLS BF H R ER SO	IP WLS BF H R ER SO	IP WLS BF H R ER SO	IP WLS BF H R ER SO	IP WLS BF H R ER SO	IP WLS BF H R ER SO	IP WLS BF H R ER SO	ERA WHIP	ERA WHIP	ERA WHIP	ERA WHIP	
38 Chris Narveson, L (1,1) ERA: 4.2	3.1	2.2	2.0	1.0	1.0	1.0	1.0	1.0	1.0	16.20	3.000										
52 Sergio Mitre, R (4,1) ERA: 1.71	2.2	2.0	1.0	1.0	1.0	1.0	1.0	1.0	1.0	0.00	0.375										
58 Mike McClendon, R (7,1) ERA: 3.38	2.0	1.0	1.0	1.0	1.0	1.0	1.0	1.0	1.0	0.00	0.500										
59 John Axford, R (9,1) ERA: 4.03	1.0	0.0	0.0	0.0	0.0	0.0	0.0	0.0	0.0	0.00	2.000										

Washington Nationals @ Milwaukee Brewers  
Miller Park, Milwaukee, WI  
Tue May 24 2011, 7:11 PM - 10:24 PM CDT  
Att: 24,722 - Roof Closed - 70 F

livebaseballscorecards.com

AB 37  
R 6  
H 11  
RBI 6  
BB 3  
SO 9  
LOB 17



Batter	1	2	3	4	5	6	7	8	9	AB	R	H	RBI	BB	SO	LOB	BOTTOM				
23 Rickie Weeks Jr., R (1,4) OBP: 0.365, SLG: 0.490	1 HR									3	2	1	2	1	1	1					
1 Corey Hart, R (1,9) OBP: 0.315, SLG: 0.500										4	1	2	2	0	0	1					
8 Ryan Braun, R (1,7) 27 Carlos Gómez, R (4,8)										2	0	0	0	0	1	1					
28 Prince Fielder, L (1,3) OBP: 0.373, SLG: 0.538										2	0	0	0	0	2	1					
14 Casey McGehee, R (1,5) OBP: 0.325, SLG: 0.386										3	0	0	0	0	1	2					
25 Mark Kotsay, L (1,8) OBP: 0.340, SLG: 0.300										4	0	0	0	0	1	3					
3 Yunesky Betancourt, R (1,6) 58 Mike McClendon, R (7,1) 12 Brandon Boggs, S (8,PH) 59 John Axford, R (9,1)										3	0	0	0	0	0	1					
20 Jonathan Lucroy, R (1,2) OBP: 0.381, SLG: 0.528										4	1	2	3	0	0	0					
38 Chris Narveson, L (1,1) 52 Sergio Mitre, R (4,1) 30 Craig Counsell, L (7,6) OBP: 0.316, SLG: 0.240										1	0	1	0	0	0	0					
<b>Inning Stats</b>	R: 2 E: 0 K: 1 S: 17	H: 1 LOB: 1 BB: 1 P: 32	R: 0 E: 0 K: 1 S: 9	H: 1 LOB: 1 BB: 0 P: 11	R: 0 E: 0 K: 1 S: 10	H: 1 LOB: 1 BB: 0 P: 16	R: 1 E: 0 K: 0 S: 6	H: 1 LOB: 0 BB: 0 P: 10	R: 0 E: 0 K: 0 S: 10	H: 0 LOB: 1 BB: 0 P: 20	R: 0 E: 0 K: 0 S: 9	H: 1 LOB: 0 BB: 0 P: 13	R: 2 E: 0 K: 1 S: 12	H: 1 LOB: 1 BB: 1 P: 22	R: 2 E: 0 K: 2 S: 18	H: 2 LOB: 1 BB: 1 P: 29	1B: 5 2B: 0 3B: 0 HR: 3	SF: 0 SAC: 0 DP: 1 HBP: 1	WP: 1 PB: 0 CS: 0	PA: 36	
<b>PITCHER</b>	IP WLS BF H R ER SO	IP WLS BF H R ER SO	IP WLS BF H R ER SO	IP WLS BF H R ER SO	IP WLS BF H R ER SO	IP WLS BF H R ER SO	IP WLS BF H R ER SO	IP WLS BF H R ER SO	IP WLS BF H R ER SO	IP WLS BF H R ER SO	IP WLS BF H R ER SO	IP WLS BF H R ER SO	IP WLS BF H R ER SO	IP WLS BF H R ER SO	IP WLS BF H R ER SO	IP WLS BF H R ER SO	ERA WHIP	ERA WHIP	ERA WHIP	ERA WHIP	
61 Livan Hernandez, R (1,1) ERA: 3.71	6.0	1.0	0.1	0.2	0.2	0.2	0.2	0.2	0.2	4.50	1.000										
36 Tyler Clippard, R (7,1) ERA: 2.28	1.0	0.1	0.0	0.0	0.0	0.0	0.0	0.0	0.0	18.00	2.000										
17 Sean Burnett, L (8,1) ERA: 5.6	0.1	0.0	0.0	0.0	0.0	0.0	0.0	0.0	0.0	0.00	0.000										
63 Henry Alberto Rodriguez, R (1,1) ERA: 2.53	0.2	0.0	0.0	0.0	0.0	0.0	0.0	0.0	0.0	27.00	4.500										

Washington Nationals @ Milwaukee Brewers  
Miller Park, Milwaukee, WI  
Tue May 24 2011, 7:11 PM - 10:24 PM CDT  
Att: 24,722 - Roof Closed - 70 F

livebaseballscorecards.com

AB 32  
R 7  
H 8  
RBI 7  
BB 3  
SO 7  
LOB 13













Batter	1	2	3	4	5	6	7	8	9	AB	R	H	RBI	BB	SO	LOB	TOP		
9 Eric Patterson, L (1,9) OBP: 0.273, SLG: 0.313 13 Chris Denorfia, R (8,PH) OBP: 0.343, SLG: 0.449										3	0	0	0	0	1	1	<p>San Diego Padres @ Washington Nationals</p> <p>Nationals Park, Washington, DC</p> <p>Sat May 28 2011, 1:06 PM - 3:37 PM EDT</p> <p>Att: 19,159 - Partly Cloudy - 81 F</p> <p>livebaseballscorecards.com</p>		
8 Jason Bartlett, R (1,6) OBP: 0.300, SLG: 0.319										4	0	0	0	0	1	1			
47 Ryan Ludwick, R (1,7) OBP: 0.294, SLG: 0.397										3	0	1	0	0	1	0			
11 Brad Hawpe, L (1,3) OBP: 0.296, SLG: 0.379										4	0	0	0	0	2	2			
7 Chase Headley, S (1,5) OBP: 0.380, SLG: 0.368										4	1	2	0	0	0	1			
15 Blake Tekotte, L (1,8) OBP: 0.276, SLG: 1.250										3	1	2	1	1	1	1			
16 Kyle Phillips, L (1,2) OBP: 0.276, SLG: 0.200 32 Rob Johnson, R (9,2) OBP: 0.224, SLG: 0.239										4	0	1	1	0	1	3			
12 Logan Forsythe, R (1,4) OBP: 0.167, SLG: 0.091										4	0	1	0	0	1	2			
46 Tim Stauffer, R (1,1) OBP: 0.143, SLG: 0.105 37 Mike Adams, R (8,1) 21 Heath Bell, R (9,1)										2	0	0	0	1	0	0			
										0	0	0	0	0	0	0			
<b>Inning Stats</b>	R: 0 H: 0 E: 1 K: 1 S: 11	H: 0 LOB: 1 BB: 0 P: 16	R: 0 H: 1 E: 0 K: 0 S: 8	LOB: 1 BB: 0 P: 15	R: 0 H: 0 E: 0 K: 1 S: 12	H: 0 LOB: 0 BB: 1 P: 18	R: 2 H: 3 E: 0 K: 0 S: 15	H: 3 LOB: 1 BB: 0 P: 21	R: 0 H: 0 E: 0 K: 2 S: 12	H: 1 LOB: 0 BB: 0 P: 17	R: 0 H: 0 E: 0 K: 2 S: 8	H: 0 LOB: 0 BB: 0 P: 12	R: 0 H: 0 E: 0 K: 1 S: 8	H: 0 LOB: 0 BB: 1 P: 11	R: 0 H: 2 E: 0 K: 1 S: 13	H: 2 LOB: 2 BB: 1 P: 20	1B: 5 2B: 1 3B: 1 HR: 0	SF: 0 SAC: 0 DP: 0 HBP: 0	WP: 0 PB: 0 CS: 1 PA: 36
<b>PITCHER</b>	IP WLS BF H R ER SO BB IBB HBP BLK WP HR S P ERA WHIP	IP WLS BF H R ER SO BB IBB HBP BLK WP HR S P ERA WHIP	IP WLS BF H R ER SO BB IBB HBP BLK WP HR S P ERA WHIP	IP WLS BF H R ER SO BB IBB HBP BLK WP HR S P ERA WHIP	IP WLS BF H R ER SO BB IBB HBP BLK WP HR S P ERA WHIP	IP WLS BF H R ER SO BB IBB HBP BLK WP HR S P ERA WHIP	IP WLS BF H R ER SO BB IBB HBP BLK WP HR S P ERA WHIP	IP WLS BF H R ER SO BB IBB HBP BLK WP HR S P ERA WHIP	IP WLS BF H R ER SO BB IBB HBP BLK WP HR S P ERA WHIP	IP WLS BF H R ER SO BB IBB HBP BLK WP HR S P ERA WHIP	IP WLS BF H R ER SO BB IBB HBP BLK WP HR S P ERA WHIP	IP WLS BF H R ER SO BB IBB HBP BLK WP HR S P ERA WHIP	IP WLS BF H R ER SO BB IBB HBP BLK WP HR S P ERA WHIP	IP WLS BF H R ER SO BB IBB HBP BLK WP HR S P ERA WHIP	IP WLS BF H R ER SO BB IBB HBP BLK WP HR S P ERA WHIP	IP WLS BF H R ER SO BB IBB HBP BLK WP HR S P ERA WHIP	IP WLS BF H R ER SO BB IBB HBP BLK WP HR S P ERA WHIP	IP WLS BF H R ER SO BB IBB HBP BLK WP HR S P ERA WHIP	IP WLS BF H R ER SO BB IBB HBP BLK WP HR S P ERA WHIP

Batter	1	2	3	4	5	6	7	8	9	AB	R	H	RBI	BB	SO	LOB	BOTTOM				
24 Rick Ankiel, L (1,8) OBP: 0.285, SLG: 0.270										4	0	0	0	0	2	1	<p>San Diego Padres @ Washington Nationals</p> <p>Nationals Park, Washington, DC</p> <p>Sat May 28 2011, 1:06 PM - 3:37 PM EDT</p> <p>Att: 19,159 - Partly Cloudy - 81 F</p> <p>livebaseballscorecards.com</p>				
20 Ian Desmond, R (1,6) OBP: 0.299, SLG: 0.356										2	0	0	0	2	1	1					
28 Jayson Werth, R (1,9) OBP: 0.341, SLG: 0.435										3	0	0	0	1	1	1					
19 Laynce Nix, L (1,7) OBP: 0.339, SLG: 0.568 2 Roger Bernadina, L (9,PR) OBP: 0.313, SLG: 0.329										3	1	1	1	1	1	0					
38 Michael Morse, R (1,3) OBP: 0.308, SLG: 0.467										4	0	1	0	0	0	4					
8 Danny Espinosa, S (1,4) OBP: 0.302, SLG: 0.406										3	0	0	0	0	2	1					
7 Ivan Rodriguez, R (1,2) OBP: 0.299, SLG: 0.342										3	0	1	0	0	0	1					
15 Jerry Hairston, R (1,5) OBP: 0.313, SLG: 0.363										3	0	2	0	0	0	1					
27 Jordan Zimmermann, R (1,1) OBP: 0.176, SLG: 0.125 17 Sean Burnett, L (7,1) 60 Todd Coffey, R (8,1) 12 Matt Stairs, L (8,PH) 63 Henry Alberto Rodriguez, R (9,PR)										2	0	0	0	0	1	1					
										0	0	0	0	0	0	0					
<b>Inning Stats</b>	R: 0 H: 0 E: 0 K: 0 S: 7	H: 1 LOB: 2 BB: 3 P: 19	R: 0 H: 1 E: 0 K: 2 S: 10	LOB: 1 BB: 0 P: 14	R: 0 H: 0 E: 0 K: 0 S: 5	H: 0 LOB: 0 BB: 1 P: 12	R: 0 H: 0 E: 0 K: 0 S: 8	H: 0 LOB: 0 BB: 0 P: 11	R: 0 H: 1 E: 0 K: 0 S: 5	H: 1 LOB: 0 BB: 0 P: 8	R: 0 H: 0 E: 0 K: 1 S: 6	H: 0 LOB: 0 BB: 0 P: 10	R: 1 H: 2 E: 0 K: 1 S: 12	H: 2 LOB: 0 BB: 0 P: 17	R: 0 H: 1 E: 0 K: 2 S: 14	H: 1 LOB: 1 BB: 0 P: 16	R: 0 H: 0 E: 0 K: 2 S: 9	H: 0 LOB: 1 BB: 0 P: 11	1B: 3 2B: 1 3B: 0 HR: 1	SF: 0 SAC: 0 DP: 3 HBP: 0	WP: 1 PB: 0 SB: 0 CS: 2 PA: 33
<b>PITCHER</b>	IP WLS BF H R ER SO BB IBB HBP BLK WP HR S P ERA WHIP	IP WLS BF H R ER SO BB IBB HBP BLK WP HR S P ERA WHIP	IP WLS BF H R ER SO BB IBB HBP BLK WP HR S P ERA WHIP	IP WLS BF H R ER SO BB IBB HBP BLK WP HR S P ERA WHIP	IP WLS BF H R ER SO BB IBB HBP BLK WP HR S P ERA WHIP	IP WLS BF H R ER SO BB IBB HBP BLK WP HR S P ERA WHIP	IP WLS BF H R ER SO BB IBB HBP BLK WP HR S P ERA WHIP	IP WLS BF H R ER SO BB IBB HBP BLK WP HR S P ERA WHIP	IP WLS BF H R ER SO BB IBB HBP BLK WP HR S P ERA WHIP	IP WLS BF H R ER SO BB IBB HBP BLK WP HR S P ERA WHIP	IP WLS BF H R ER SO BB IBB HBP BLK WP HR S P ERA WHIP	IP WLS BF H R ER SO BB IBB HBP BLK WP HR S P ERA WHIP	IP WLS BF H R ER SO BB IBB HBP BLK WP HR S P ERA WHIP	IP WLS BF H R ER SO BB IBB HBP BLK WP HR S P ERA WHIP	IP WLS BF H R ER SO BB IBB HBP BLK WP HR S P ERA WHIP	IP WLS BF H R ER SO BB IBB HBP BLK WP HR S P ERA WHIP	IP WLS BF H R ER SO BB IBB HBP BLK WP HR S P ERA WHIP	IP WLS BF H R ER SO BB IBB HBP BLK WP HR S P ERA WHIP	IP WLS BF H R ER SO BB IBB HBP BLK WP HR S P ERA WHIP		





Batter	1	2	3	4	5	6	7	8	9	AB	R	H	RBI	BB	SO	LOB	TOP				
15 Blake Tekotte, L OBP: 0.444, SLG: 0.714										3	0	0	0	1	2	1	<b>San Diego Padres @ Washington Nationals</b> Nationals Park, Washington, DC Sun May 29 2011, 1:38 PM - 4:55 PM EDT Att: 23,169 - Partly Cloudy - 80 F				
50 Chad Qualls, R OBP: 0.302, SLG: 0.302									4	2	1	0	1	1	1						
8 Jason Bartlett, R OBP: 0.302, SLG: 0.323									4	1	3	2	1	1	0						
47 Ryan Ludwick, R OBP: 0.299, SLG: 0.404									5	0	2	2	0	1	2						
11 Brad Hawpe, L OBP: 0.299, SLG: 0.380									0	0	0	0	0	0	0						
21 Heath Bell, R OBP: 0.240, SLG: 0.302									0	0	0	0	0	0	0						
7 Chase Headley, S OBP: 0.378, SLG: 0.371									4	0	1	1	0	0	2						
13 Chris Denorfia, R OBP: 0.352, SLG: 0.450									2	0	1	0	1	0	0						
16 Kyle Phillips, L OBP: 0.224, SLG: 0.172									4	0	0	0	0	1	6						
32 Rob Johnson, R OBP: 0.224, SLG: 0.239									0	0	0	0	0	0	0						
12 Logan Forsythe, R OBP: 0.188, SLG: 0.133									4	1	1	0	0	0	1						
26 Dustin Moseley, R OBP: 0.188, SLG: 0.188									1	0	0	0	0	1	0						
9 Eric Patterson, L OBP: 0.266, SLG: 0.304									2	0	0	0	0	0	0						
<b>Inning Stats</b>	R: 0 E: 0 K: 1 S: 12	H: 1 LOB: 1 BB: 0 P: 15	R: 0 E: 0 K: 0 S: 10	H: 0 LOB: 0 BB: 0 P: 12	R: 0 E: 0 K: 2 S: 7	H: 0 LOB: 0 BB: 0 P: 11	R: 1 E: 0 K: 0 S: 13	H: 3 LOB: 2 BB: 0 P: 21	R: 3 E: 0 K: 0 S: 22	H: 3 LOB: 3 BB: 3 P: 42	R: 0 E: 0 K: 0 S: 14	H: 0 LOB: 0 BB: 0 P: 22	R: 0 E: 0 K: 2 S: 8	H: 0 LOB: 0 BB: 0 P: 14	R: 0 E: 0 K: 1 S: 10	H: 1 LOB: 1 BB: 0 P: 14	R: 1 E: 0 K: 1 S: 12	H: 2 LOB: 1 BB: 0 P: 16	1B: 7 2B: 3 3B: 0 HR: 0	SF: 0 SAC: 2 DP: 0 HBP: 0	WP: 0 PB: 0 CS: 1 PA: 41
<b>PITCHER</b>	IP WLS BF H R ER SO BB IBB HBP BLK WP HR S P ERA WHIP																				
29 Yunesky Maya, R ERA: 7.71	4.2 22 6 4 4 3 2 0 0 0 0 0 0 59 90 7.71 1.714																				
45 Doug Slaten, L ERA: 2.25	0.1 3 1 0 0 0 0 1 0 0 0 0 0 5 11 0.00 3.000																				
65 Cole Kimball, R ERA: 4.26	1.0 3 0 0 0 0 1 0 0 0 0 0 0 14 22 0.00 1.000																				
36 Tyler Clippard, R ERA: 2.12	2.0 7 1 0 0 3 0 0 0 0 0 0 0 18 28 0.00 0.500																				
22 Drew Storen, R ERA: 2.03	1.0 L 5 2 1 1 1 0 0 0 0 0 0 0 12 16 9.00 2.000																				

Batter	1	2	3	4	5	6	7	8	9	AB	R	H	RBI	BB	SO	LOB	BOTTOM				
2 Roger Bernadina, L OBP: 0.307, SLG: 0.333										5	1	1	1	0	1	2	<b>San Diego Padres @ Washington Nationals</b> Nationals Park, Washington, DC Sun May 29 2011, 1:38 PM - 4:55 PM EDT Att: 23,169 - Partly Cloudy - 80 F				
20 Ian Desmond, R OBP: 0.259, SLG: 0.353										4	1	1	0	0	1						
28 Jayson Werth, R OBP: 0.349, SLG: 0.441									4	1	3	1	0	0	0						
19 Laynce Nix, L OBP: 0.336, SLG: 0.561									3	0	1	1	0	0	1						
38 Michael Morse, R OBP: 0.313, SLG: 0.472									3	0	1	1	1	0	2						
3 Wilson Ramos, R OBP: 0.331, SLG: 0.400									2	0	0	0	1	0	3						
15 Jerry Hairston, R OBP: 0.313, SLG: 0.362									3	0	1	0	0	0	4						
36 Tyler Clippard, R OBP: 0.250, SLG: 0.121									0	0	0	0	0	0	0						
12 Matt Stairs, L OBP: 0.250, SLG: 0.121									1	0	0	0	0	0	2						
22 Drew Storen, S ERA: 2.03									0	0	0	0	0	0	0						
13 Alex Cora, L OBP: 0.294, SLG: 0.266									4	0	1	0	0	0	1						
29 Yunesky Maya, R ERA: 7.71									1	0	0	0	0	0	1						
45 Doug Slaten, L ERA: 2.25									0	0	0	0	0	0	0						
24 Rick Ankiel, L OBP: 0.290, SLG: 0.277									1	1	1	0	0	0	0						
65 Cole Kimball, R ERA: 4.26									0	0	0	0	0	0	0						
8 Danny Espinosa, S OBP: 0.303, SLG: 0.407									2	0	1	0	0	1	0						
<b>Inning Stats</b>	R: 2 E: 1 K: 0 S: 10	H: 2 LOB: 1 BB: 0 P: 17	R: 0 E: 0 K: 0 S: 10	H: 1 LOB: 0 BB: 0 P: 15	R: 0 E: 0 K: 0 S: 10	H: 0 LOB: 0 BB: 0 P: 13	R: 0 E: 0 K: 0 S: 13	H: 1 LOB: 1 BB: 1 P: 19	R: 1 E: 0 K: 1 S: 11	H: 2 LOB: 0 BB: 0 P: 17	R: 1 E: 0 K: 0 S: 11	H: 2 LOB: 1 BB: 0 P: 18	R: 0 E: 0 K: 0 S: 5	H: 2 LOB: 1 BB: 0 P: 5	R: 0 E: 0 K: 0 S: 6	H: 1 LOB: 2 BB: 0 P: 11	R: 0 E: 0 K: 2 S: 10	H: 0 LOB: 0 BB: 0 P: 16	1B: 9 2B: 2 3B: 0 HR: 0	SF: 1 SAC: 1 DP: 3 HBP: 0	WP: 1 PB: 0 SB: 2 CS: 0 PA: 38
<b>PITCHER</b>	IP WLS BF H R ER SO BB IBB HBP BLK WP HR S P ERA WHIP																				
26 Dustin Moseley, R ERA: 3.18	5.0 B 5 2 1 1 0 0 0 0 0 0 1 0 11 18 9.00 2.000																				
50 Chad Qualls, R ERA: 2.22	1.0 W 9 3 0 0 0 1 0 0 0 0 0 0 11 16 0.00 2.000																				
57 Luke Gregerson, R ERA: 2.63	2.0 S 3 0 0 0 2 0 0 0 0 0 0 0 10 16 0.00 0.000																				
21 Heath Bell, R ERA: 1.71	1.0 S 3 0 0 0 2 0 0 0 0 0 0 0 10 16 0.00 0.000																				





Batter	1	2	3	4	5	6	7	8	9	AB	R	H	RBI	BB	SO	LOB	TOP					
11 Jimmy Rollins, S OBP: 0.337, SLG: 0.361	F9		K	F9			F8	G6-3		5	0	0	0	0	1	3						
27 Placido Polanco, R OBP: 0.364, SLG: 0.404	1B		L5		G1-3		1B	BB	BB	4	1	2	0	1	0	1						
26 Chase Utley, L OBP: 0.339, SLG: 0.505	F7			G3		BB	BB			3	1	0	0	2	0	2						
21 Wilson Valdez, R OBP: 0.281, SLG: 0.303	F9			HR		BB	BB			0	0	0	0	0	0	0						
6 Ryan Howard, L OBP: 0.339, SLG: 0.505	F9			HR		BB	BB			4	1	2	2	0	1	2						
29 Raul Ibanez, L OBP: 0.298, SLG: 0.435	K2-3			HR		IBB				3	1	1	2	1	1	2						
51 Carlos Ruiz, R OBP: 0.354, SLG: 0.370	P4			HR		P3				5	1	2	0	0	0	4						
9 Dornic Brown, L OBP: 0.364, SLG: 0.414	G3					1B				4	0	1	1	0	0	2						
15 John Mayberry Jr., R OBP: 0.321, SLG: 0.351										4	0	2	0	0	2	0						
34 Roy Halladay, R OBP: 0.036, SLG: 0.036										1	0	0	0	0	0	0						
7 Ross Gload, L OBP: 0.252, SLG: 0.282										1	0	0	0	0	0	0						
37 Antonio Bastardo, R ERA: 1.71										0	0	0	0	0	0	0						
52 Jose Contreras, R ERA: 1.71										0	0	0	0	0	0	0						
46 Ryan Madson, L ERA: 2.13										0	0	0	0	0	0	0						
<b>Inning Stats</b>	R: 0 H: 1 E: 0 K: 0 S: 8	H: 1 LOB: 1 BB: 0 P: 12	R: 0 H: 0 E: 0 K: 1 S: 9	H: 0 LOB: 0 BB: 0 P: 11	R: 0 H: 1 E: 0 K: 1 S: 11	H: 1 LOB: 1 BB: 0 P: 16	R: 3 H: 5 E: 0 K: 0 S: 16	H: 5 LOB: 2 BB: 0 P: 24	R: 0 H: 0 E: 0 K: 1 S: 15	H: 0 LOB: 0 BB: 0 P: 28	R: 2 H: 3 E: 0 K: 0 S: 15	H: 3 LOB: 2 BB: 1 P: 26	R: 0 H: 0 E: 0 K: 1 S: 11	H: 0 LOB: 0 BB: 0 P: 15	R: 0 H: 0 E: 0 K: 0 S: 15	H: 0 LOB: 2 BB: 1 P: 25	1B: 6 2B: 2 3B: 0 HR: 2	SF: 1 SAC: 2 DP: 0 HBP: 1	WP: 0 PB: 0 SB: 1 CS: 0	PA: 42		
<b>PITCHER</b>	IP WLS BF H R ER SO BB IBB HBP BLK WP HR S P ERA WHIP	IP WLS BF H R ER SO BB IBB HBP BLK WP HR S P ERA WHIP	IP WLS BF H R ER SO BB IBB HBP BLK WP HR S P ERA WHIP	IP WLS BF H R ER SO BB IBB HBP BLK WP HR S P ERA WHIP	IP WLS BF H R ER SO BB IBB HBP BLK WP HR S P ERA WHIP	IP WLS BF H R ER SO BB IBB HBP BLK WP HR S P ERA WHIP	IP WLS BF H R ER SO BB IBB HBP BLK WP HR S P ERA WHIP	IP WLS BF H R ER SO BB IBB HBP BLK WP HR S P ERA WHIP	IP WLS BF H R ER SO BB IBB HBP BLK WP HR S P ERA WHIP	IP WLS BF H R ER SO BB IBB HBP BLK WP HR S P ERA WHIP	IP WLS BF H R ER SO BB IBB HBP BLK WP HR S P ERA WHIP	IP WLS BF H R ER SO BB IBB HBP BLK WP HR S P ERA WHIP	IP WLS BF H R ER SO BB IBB HBP BLK WP HR S P ERA WHIP	IP WLS BF H R ER SO BB IBB HBP BLK WP HR S P ERA WHIP	IP WLS BF H R ER SO BB IBB HBP BLK WP HR S P ERA WHIP	IP WLS BF H R ER SO BB IBB HBP BLK WP HR S P ERA WHIP	IP WLS BF H R ER SO BB IBB HBP BLK WP HR S P ERA WHIP	IP WLS BF H R ER SO BB IBB HBP BLK WP HR S P ERA WHIP	IP WLS BF H R ER SO BB IBB HBP BLK WP HR S P ERA WHIP	IP WLS BF H R ER SO BB IBB HBP BLK WP HR S P ERA WHIP	IP WLS BF H R ER SO BB IBB HBP BLK WP HR S P ERA WHIP	IP WLS BF H R ER SO BB IBB HBP BLK WP HR S P ERA WHIP
61 Livan Hernandez, R ERA: 3.87	6.1	29	8	4	4	4	1	1	0	0	0	0	2	68	104	5.68	1.421					
17 Sean Burnett, L ERA: 5.59	0.2	L	5	2	1	1	0	0	0	0	0	0	0	11	20	13.50	4.500					
60 Todd Coffey, R ERA: 1.71	1.0	S	3	0	0	0	0	0	0	0	0	0	0	11	15	0.00	0.000					
63 Henry Alberto Rodriguez, R ERA: 2.13	1.0	S	5	0	0	0	0	1	0	1	1	0	0	15	25	0.00	1.000					
<b>Batter</b>	<b>1</b>	<b>2</b>	<b>3</b>	<b>4</b>	<b>5</b>	<b>6</b>	<b>7</b>	<b>8</b>	<b>9</b>	<b>AB</b>	<b>R</b>	<b>H</b>	<b>RBI</b>	<b>BB</b>	<b>SO</b>	<b>LOB</b>	<b>BOTTOM</b>					
24 Rick Ankiel, L OBP: 0.287, SLG: 0.274	G6-3	P6			G1-3		FC1-2-5		K	5	0	1	0	0	1	3						
8 Danny Espinosa, S OBP: 0.302, SLG: 0.420	K		K		HR		F7			4	1	1	1	0	2	3						
28 Jayson Werth, R OBP: 0.347, SLG: 0.438	G6-3			F9			K			4	0	1	0	0	1	3						
19 Laynce Nix, L OBP: 0.333, SLG: 0.576	K		P5			HR		L8		4	1	1	1	0	1	2						
38 Michael Morse, R OBP: 0.319, SLG: 0.492		HR								3	1	1	1	0	1	0						
43 Brian Bixler, R OBP: 0.190, SLG: 0.105			CS		K					0	0	0	0	0	0	0						
3 Wilson Ramos, R OBP: 0.336, SLG: 0.403										4	0	2	0	0	0	1						
15 Jerry Hairston, R OBP: 0.307, SLG: 0.335										3	1	0	0	0	0	2						
17 Sean Burnett, L ERA: 1.4										0	0	0	0	0	0	0						
60 Todd Coffey, R ERA: 1.71										0	0	0	0	0	0	0						
12 Matt Stairs, L OBP: 0.244, SLG: 0.118										1	0	0	0	0	0	1						
63 Henry Alberto Rodriguez, R ERA: 2.13										0	0	0	0	0	0	0						
13 Alex Cora, L OBP: 0.303, SLG: 0.289										4	0	2	0	0	1	1						
61 Livan Hernandez, R OBP: 0.211, SLG: 0.211										1	0	0	1	0	0	0						
20 Ian Desmond, R OBP: 0.261, SLG: 0.355										2	0	1	0	0	0	0						
<b>Inning Stats</b>	R: 0 H: 1 E: 0 K: 2 S: 12	H: 3 LOB: 1 BB: 0 P: 20	R: 2 H: 3 E: 0 K: 0 S: 14	H: 3 LOB: 1 BB: 0 P: 16	R: 0 H: 1 E: 0 K: 1 S: 9	H: 1 LOB: 0 BB: 0 P: 14	R: 0 H: 1 E: 0 K: 1 S: 13	H: 1 LOB: 1 BB: 0 P: 18	R: 1 H: 1 E: 0 K: 0 S: 11	H: 1 LOB: 0 BB: 0 P: 15	R: 1 H: 1 E: 0 K: 0 S: 7	H: 1 LOB: 0 BB: 0 P: 9	R: 0 H: 2 E: 0 K: 1 S: 6	H: 2 LOB: 2 BB: 0 P: 9	R: 0 H: 0 E: 0 K: 2 S: 9	H: 0 LOB: 1 BB: 0 P: 14	1B: 6 2B: 1 3B: 0 HR: 3	SF: 0 SAC: 1 DP: 0 HBP: 1	WP: 0 PB: 0 SB: 1 CS: 1	PA: 38		
<b>PITCHER</b>	IP WLS BF H R ER SO BB IBB HBP BLK WP HR S P ERA WHIP	IP WLS BF H R ER SO BB IBB HBP BLK WP HR S P ERA WHIP	IP WLS BF H R ER SO BB IBB HBP BLK WP HR S P ERA WHIP	IP WLS BF H R ER SO BB IBB HBP BLK WP HR S P ERA WHIP	IP WLS BF H R ER SO BB IBB HBP BLK WP HR S P ERA WHIP	IP WLS BF H R ER SO BB IBB HBP BLK WP HR S P ERA WHIP	IP WLS BF H R ER SO BB IBB HBP BLK WP HR S P ERA WHIP	IP WLS BF H R ER SO BB IBB HBP BLK WP HR S P ERA WHIP	IP WLS BF H R ER SO BB IBB HBP BLK WP HR S P ERA WHIP	IP WLS BF H R ER SO BB IBB HBP BLK WP HR S P ERA WHIP	IP WLS BF H R ER SO BB IBB HBP BLK WP HR S P ERA WHIP	IP WLS BF H R ER SO BB IBB HBP BLK WP HR S P ERA WHIP	IP WLS BF H R ER SO BB IBB HBP BLK WP HR S P ERA WHIP	IP WLS BF H R ER SO BB IBB HBP BLK WP HR S P ERA WHIP	IP WLS BF H R ER SO BB IBB HBP BLK WP HR S P ERA WHIP	IP WLS BF H R ER SO BB IBB HBP BLK WP HR S P ERA WHIP	IP WLS BF H R ER SO BB IBB HBP BLK WP HR S P ERA WHIP	IP WLS BF H R ER SO BB IBB HBP BLK WP HR S P ERA WHIP	IP WLS BF H R ER SO BB IBB HBP BLK WP HR S P ERA WHIP	IP WLS BF H R ER SO BB IBB HBP BLK WP HR S P ERA WHIP	IP WLS BF H R ER SO BB IBB HBP BLK WP HR S P ERA WHIP	IP WLS BF H R ER SO BB IBB HBP BLK WP HR S P ERA WHIP
34 Roy Halladay, R ERA: 2.96	7.0	W	30	10	4	4	0	0	0	0	0	0	0	3	81	111	5.14	1.429				
37 Antonio Bastardo, L ERA: 1.4	0.1	H	1	0	0	0	0	0	0	0	0	0	0	1	2	0.00	0.000					
52 Jose Contreras, R ERA: 1.71	0.2	H	3	0	0	0	0	0	0	0	0	0	0	5	7	0.00	0.000					
46 Ryan Madson, R ERA: 1.88	1.0	S	3	0	0	0	0	0	0	0	0	0	0	9	14	0.00	0.000					

Philadelphia Phillies @ Washington Nationals  
Nationals Park, Washington, DC  
Mon May 30 2011, 1:08 PM - 4:22 PM EDT  
Att: 34,789 - Sunny - 92 F

AB	34
R	5
H	10
RBI	5
BB	4
SO	5
LOB	16



Philadelphia Phillies @ Washington Nationals  
Nationals Park, Washington, DC  
Mon May 30 2011, 1:08 PM - 4:22 PM EDT  
Att: 34,789 - Sunny - 92 F

AB	35
R	4
H	10
RBI	4
BB	0
SO	7
LOB	16









Batter	1	2	3	4	5	6	7	8	9	AB	R	H	RBI	BB	SO	LOB	TOP			
27 Placido Polanco, R OBP: 0.367, SLG: 0.403																				
15 John Mabrey Jr., R OBP: 0.316, SLG: 0.365																				
26 Chase Utley, L OBP: 0.324, SLG: 0.323																				
6 Ryan Howard, L OBP: 0.324, SLG: 0.500																				
10 Ben Francisco, R OBP: 0.337, SLG: 0.385																				
29 Raul Ibanez, L OBP: 0.296, SLG: 0.427																				
51 Carlos Ruiz, R OBP: 0.348, SLG: 0.362																				
21 Wilson Valdez, R OBP: 0.277, SLG: 0.298																				
11 Jimmy Rollins, S OBP: 0.337, SLG: 0.357																				
44 Roy Oswalt, R OBP: 0.214, SLG: 0.154																				
9 Domonic Brown, L OBP: 0.309, SLG: 0.529																				
40 Michael Stutes, R OBP: 0.296, SLG: 0.327																				
37 Antonio Bastardo, R OBP: 0.275, SLG: 0.275																				
<b>Inning Stats</b>	R: 0 E: 0 K: 0 S: 6	H: 1 LOB: 0 BB: 0 P: 9	R: 1 E: 1 K: 1 S: 15	H: 1 LOB: 2 BB: 1 P: 26	R: 0 E: 0 K: 0 S: 9	H: 1 LOB: 2 BB: 0 P: 15	R: 0 E: 0 K: 0 S: 8	H: 0 LOB: 0 BB: 0 P: 11	R: 0 E: 1 K: 0 S: 8	H: 0 LOB: 2 BB: 1 P: 14	R: 0 E: 0 K: 0 S: 8	H: 1 LOB: 3 BB: 2 P: 19	R: 0 E: 0 K: 0 S: 8	H: 0 LOB: 0 BB: 0 P: 12	R: 0 E: 0 K: 0 S: 8	H: 1 LOB: 0 BB: 0 P: 12	1B: 4 2B: 1 3B: 0 HR: 0	SF: 0 SAC: 1 DP: 1 HBP: 1	WP: 0 PB: 0 SB: 1 CS: 0	PA: 37
<b>PITCHER</b>	IP WLS BF H R ER SO BB IBB HBP BLK WP HR S P ERA WHIP																			
31 John Lannan, L ERA: 4.05	5.1 W 24 4 1 0 1 3 0 0 0 0 0 0 50 85 0.00 1.312																			
60 Todd Coffey, R ERA: 1.69	0.1 H 2 0 0 0 0 1 0 0 0 0 0 0 3 7 0.00 3.000																			
45 Doug Slaten, L ERA: 2.19	0.1 H 1 0 0 0 0 0 0 0 0 0 0 0 1 2 0.00 0.000																			
36 Tyler Clippard, R ERA: 1.95	2.0 H 6 0 0 0 0 0 0 0 0 0 0 0 16 25 0.00 0.000																			
22 Drew Storen, R ERA: 1.95	1.0 S 4 1 0 0 1 0 0 0 0 0 0 0 8 12 0.00 1.000																			

Philadelphia Phillies @ Washington Nationals  
Nationals Park, Washington, DC  
Wed Jun 01 2011, 1:07 PM - 3:56 PM EDT  
Att: 24,495 - Partly Cloudy - 90 F

AB 31  
R 1  
H 5  
RBI 0  
BB 4  
SO 2  
LOB 20



Batter	1	2	3	4	5	6	7	8	9	AB	R	H	RBI	BB	SO	LOB	BOTTOM			
2 Roger Bernadina, L OBP: 0.309, SLG: 0.333																				
20 Ian Desmond, R OBP: 0.286, SLG: 0.349																				
28 Jayson Werth, R OBP: 0.342, SLG: 0.435																				
19 Laynce Nix, L OBP: 0.331, SLG: 0.590																				
22 Drew Storen, S																				
38 Michael Morse, R OBP: 0.333, SLG: 0.507																				
8 Danny Espinosa, S OBP: 0.315, SLG: 0.456																				
3 Wilson Ramos, R OBP: 0.333, SLG: 0.407																				
13 Alex Cora, L OBP: 0.308, SLG: 0.286																				
15 Jerry Hairston, R OBP: 0.310, SLG: 0.352																				
31 John Lannan, L ERA: 4.05																				
60 Todd Coffey, R ERA: 1.69																				
45 Doug Slaten, L ERA: 2.19																				
21 Jason Marquis, L ERA: 2.7																				
36 Tyler Clippard, R ERA: 1.95																				
24 Rick Ankiel, L ERA: 1.33																				
<b>Inning Stats</b>	R: 1 E: 0 K: 0 S: 14	H: 2 LOB: 1 BB: 0 P: 14	R: 0 E: 0 K: 2 S: 13	H: 1 LOB: 1 BB: 1 P: 20	R: 1 E: 0 K: 0 S: 8	H: 1 LOB: 2 BB: 1 P: 18	R: 0 E: 0 K: 0 S: 11	H: 1 LOB: 1 BB: 0 P: 14	R: 0 E: 0 K: 1 S: 8	H: 0 LOB: 0 BB: 0 P: 13	R: 0 E: 0 K: 1 S: 10	H: 0 LOB: 0 BB: 0 P: 15	R: 0 E: 0 K: 1 S: 9	H: 0 LOB: 0 BB: 0 P: 15	R: 0 E: 0 K: 1 S: 10	H: 0 LOB: 1 BB: 1 P: 18	1B: 3 2B: 2 3B: 0 HR: 1	SF: 0 SAC: 1 DP: 0 HBP: 1	WP: 0 PB: 0 SB: 0 CS: 0	PA: 34
<b>PITCHER</b>	IP WLS BF H R ER SO BB IBB HBP BLK WP HR S P ERA WHIP																			
44 Roy Oswalt, R ERA: 2.7	5.0 L 24 6 2 2 3 2 0 1 0 0 0 0 54 79 3.60 1.600																			
40 Michael Stutes, R ERA: 2.03	2.0 6 0 0 0 2 0 0 0 0 0 0 0 19 30 0.00 0.000																			
37 Antonio Bastardo, L ERA: 1.33	1.0 4 0 0 0 1 0 0 0 0 0 0 0 10 18 0.00 1.000																			

Philadelphia Phillies @ Washington Nationals  
Nationals Park, Washington, DC  
Wed Jun 01 2011, 1:07 PM - 3:56 PM EDT  
Att: 24,495 - Partly Cloudy - 90 F

AB 29  
R 2  
H 6  
RBI 2  
BB 3  
SO 6  
LOB 11





Batter	1	2	3	4	5	6	7	8	9	AB	R	H	RBI	BB	SO	LOB	TOP								
2 Roger Bernadina, L OBP: 0.304, SLG: 0.347	K2-3	K		FC4-6		K			SAFE CH82 1 SAFE B CH89 L CH82 B CH82 X CH82	5	1	1	1	0	3	3									
20 Ian Desmond, R OBP: 0.264, SLG: 0.350	3B 1B	P4		K			L4		G5-3	5	1	1	0	0	1	4									
28 Jayson Werth, R OBP: 0.343, SLG: 0.436	G1-3			K			F9		3B 1B HBP	4	0	1	0	0	1	1									
38 Michael Morse, R OBP: 0.349, SLG: 0.518	8 3 2B			G5-3			P3		1B	5	2	4	2	0	0	1									
8 Danny Espinosa, S OBP: 0.317, SLG: 0.455	3 2B			G5-3			K		K	5	1	2	0	0	2	4									
3 Wilson Ramos, R OBP: 0.329, SLG: 0.406	1B			K2-3			FC6-4		L5	5	0	1	3	0	1	4									
24 Rick Ankiel, L OBP: 0.274, SLG: 0.260	K			F7			G4-3		K	4	0	0	0	0	2	2									
15 Jerry Hairston, R OBP: 0.309, SLG: 0.349		P6		FC4-6			K		G4-3	4	0	1	0	0	1	0									
22 Drew Storen, S				27 1B						0	0	0	0	0	0	0									
27 Jordan Zimmermann, R OBP: 0.250, SLG: 0.211							G5-3			3	0	2	0	0	0	0									
60 Todd Coffey, R									2 3B	0	0	0	0	0	0	0									
17 Sean Burnett, L										0	0	0	0	0	0	0									
43 Brian Bixler, R OBP: 0.250, SLG: 0.143										0	1	0	0	1	0	0									
<b>Inning Stats</b>	R: 3 E: 0 K: 2 S: 17	H: 4 LOB: 1 BB: 0 P: 23	R: 0 E: 0 K: 1 S: 10	H: 1 LOB: 1 BB: 0 P: 14	R: 0 E: 0 K: 2 S: 11	H: 1 LOB: 1 BB: 0 P: 20	R: 0 E: 0 K: 1 S: 13	H: 2 LOB: 2 BB: 0 P: 20	R: 1 E: 0 K: 0 S: 14	H: 2 LOB: 1 BB: 0 P: 23	R: 0 E: 0 K: 2 S: 9	H: 0 LOB: 0 BB: 0 P: 11	R: 0 E: 0 K: 1 S: 14	H: 1 LOB: 1 BB: 0 P: 18	R: 0 E: 0 K: 1 S: 9	H: 0 LOB: 0 BB: 0 P: 15	R: 2 E: 0 K: 1 S: 18	H: 2 LOB: 2 BB: 1 P: 32	1B: 9 2B: 3 3B: 1 HR: 0	SF: 0 SAC: 0 DP: 0 HBP: 1	WP: 0 PB: 0 SB: 0 CS: 0	PA: 42			
<b>PITCHER</b>	IP WLS BF H R ER SO BB IBB HBP BLK WP HR S P ERA WHIP	5.0 L 25 10 4 4 6 0 0 0 0 0 0 65 100 7.20 2.000	2.0 0 7 1 0 0 3 0 0 0 0 0 0 23 29 0.00 0.500	1.0 0 3 0 0 0 1 0 0 0 0 0 0 9 15 0.00 0.000	1.0 0 7 2 2 2 1 1 0 1 0 0 0 18 32 18.00 3.000																				

Washington Nationals @ Arizona Diamondbacks  
Chase Field, Phoenix, AZ  
Thu Jun 02 2011, 6:41 PM - 9:39 PM MST  
Att: 17,809 - Clear - 90 F

AB	40
R	6
H	13
RBI	6
BB	1
SO	11
LOB	19



Batter	1	2	3	4	5	6	7	8	9	AB	R	H	RBI	BB	SO	LOB	BOTTOM							
14 Ryan Roberts, R OBP: 0.377, SLG: 0.471	G5-3			FC5						4	0	1	0	0	0	3								
2 Kelly Johnson, L OBP: 0.286, SLG: 0.439	10 FC4-6 BB			K			K		K	3	0	0	0	1	3	2								
10 Justin Upton, R OBP: 0.347, SLG: 0.498	FC4-6			24 G6-4-3 1B						3	0	2	0	0	0	1								
6 Stephen Drew, L OBP: 0.367, SLG: 0.426	F8			K			L9		HBP	4	0	0	0	0	2	5								
24 Chris Young, R OBP: 0.291, SLG: 0.451	F8			G6-4-3			L9		F9	4	0	0	0	0	0	4								
26 Miguel Montero, L OBP: 0.360, SLG: 0.454	K			G4-3			L9		G6-3	4	1	1	0	0	1	0								
22 Xavier Nady, R OBP: 0.320, SLG: 0.370	F8			G6-3			F9		G6-3	4	0	1	0	0	0	1								
8 Gerardo Parra, L OBP: 0.348, SLG: 0.386				19 SH5-4 14 FC5 2B			G3-1		G1-3	4	0	2	1	0	0	1								
19 Zach Duke, L OBP: 0.333, SLG: 1.333 ERA: 3.61				21 1B			G3-1		G1-3	0	0	0	0	0	0	0								
21 Sean Burroughs, L OBP: 0.290, SLG: 0.290 ERA: 2.51										1	0	1	0	0	0	0								
15 Mitch Owens, R ERA: 2.51										0	0	0	0	0	0	0								
46 Juan Miranda, L OBP: 0.254, SLG: 0.463										0	0	0	0	0	0	0								
32 Esmerling Vasquez, R ERA: 2.86										0	0	0	0	0	0	0								
44 Aaron Heilman, R ERA: 8.68										0	0	0	0	0	0	0								
18 Willie Bloomquist, R OBP: 0.250, SLG: 0.336										1	0	0	0	0	0	1								
<b>Inning Stats</b>	R: 0 E: 0 K: 0 S: 12	H: 0 LOB: 1 BB: 1 P: 20	R: 0 E: 0 K: 1 S: 6	H: 0 LOB: 0 BB: 0 P: 11	R: 0 E: 0 K: 1 S: 8	H: 1 LOB: 1 BB: 0 P: 14	R: 0 E: 0 K: 1 S: 5	H: 1 LOB: 0 BB: 0 P: 7	R: 0 E: 0 K: 0 S: 16	H: 2 LOB: 2 BB: 0 P: 20	R: 0 E: 0 K: 1 S: 8	H: 1 LOB: 1 BB: 0 P: 9	R: 1 E: 0 K: 0 S: 11	H: 1 LOB: 0 BB: 0 P: 16	R: 0 E: 0 K: 2 S: 11	H: 1 LOB: 2 BB: 0 P: 17	R: 0 E: 0 K: 0 S: 9	H: 1 LOB: 1 BB: 0 P: 13	1B: 5 2B: 3 3B: 0 HR: 0	SF: 0 SAC: 1 DP: 1 HBP: 1	WP: 0 PB: 0 SB: 1 CS: 0	PA: 36		
<b>PITCHER</b>	IP WLS BF H R ER SO BB IBB HBP BLK WP HR S P ERA WHIP	7.0 W 27 1 1 0 0 1 0 0 0 0 0 66 97 1.29 1.000	0.0 0 1 1 0 0 0 0 0 0 0 0 0 8 14 0.00 0.000	0.2 H 3 0 0 0 2 0 0 0 0 0 0 11 15 0.00 0.750																				

Washington Nationals @ Arizona Diamondbacks  
Chase Field, Phoenix, AZ  
Thu Jun 02 2011, 6:41 PM - 9:39 PM MST  
Att: 17,809 - Clear - 90 F

AB	33
R	1
H	8
RBI	1
SO	6
LOB	18






Batter	1	2	3	4	5	6	7	8	9	AB	R	H	RBI	BB	SO	LOB	TOP					
2 Roger Bernadina, L (1.7) OBP: 0.292, SLG: 0.333	G3		P5			G4-3		K		4	0	0	0	0	1	1						
20 Ian Desmond, R (1.6) OBP: 0.264, SLG: 0.348	K			G5-3		1B		G6-3		4	0	1	0	0	1	0						
19 Laynce Nix, L (1.9) OBP: 0.328, SLG: 0.579	F9			1B		K		P4		4	0	1	0	0	1	1						
38 Michael Morse, R (1.3) OBP: 0.340, SLG: 0.503		P6		K		F9		K		4	0	0	0	0	2	1						
8 Danny Espinosa, S (1.4) OBP: 0.317, SLG: 0.450	G6-3			F9						2	0	0	0	1	0	1						
24 Rick Ankiel, L (1.8) OBP: 0.288, SLG: 0.254	K					P5		P6		3	0	0	0	0	1	1						
7 Ivan Rodriguez, R (1.2) OBP: 0.273, SLG: 0.354				F9		F9		F9		3	0	1	0	0	0	1						
15 Jerry Hairston, R (1.5) OBP: 0.303, SLG: 0.342		F9		P6				G6-3		3	0	0	0	0	0	1						
29 Yunesky Maya, R (1.1) 45 Doug Slaten, L (5.1) 60 Todd Coffey, R (5.1) 13 Alex Cora, L (6. PH) 65 Cole Kimball, R (6.1) 12 Matt Stairs, L (6. PH) 63 Henry Alberto Rodriguez, R (8.1)				K		L4		F8		1	0	0	0	0	1	1						
<b>Inning Stats</b>	R: 0 E: 0 K: 1 S: 6	H: 0 LOB: 0 BB: 0 P: 10	R: 0 E: 0 K: 1 S: 6	H: 0 LOB: 0 BB: 0 P: 11	R: 0 E: 0 K: 1 S: 17	H: 1 LOB: 1 BB: 0 P: 23	R: 0 E: 0 K: 1 S: 10	H: 1 LOB: 1 BB: 0 P: 16	R: 0 E: 0 K: 0 S: 9	H: 0 LOB: 0 BB: 0 P: 12	R: 0 E: 0 K: 1 S: 11	H: 1 LOB: 1 BB: 0 P: 18	R: 0 E: 0 K: 0 S: 8	H: 0 LOB: 1 BB: 1 P: 13	R: 0 E: 0 K: 1 S: 10	H: 0 LOB: 0 BB: 0 P: 19	R: 0 E: 0 K: 1 S: 9	H: 0 LOB: 0 BB: 0 P: 15	1B: 2 2B: 1 3B: 0 HR: 0	SF: 0 SAC: 0 DP: 0 HBP: 0	WP: 0 PB: 0 SB: 0 CS: 0	PA: 31
<b>PITCHER</b>	IP	WLS	BF	H	R	ER	SO	BB	IBB	HBP	BLK	WP	HR	S	P	ERA	WHIP					
55 Josh Collmenter, R (1.1) ERA: 1.25	7.0	W	25	3	0	0	5	1	0	0	0	0	0	67	103	0.00	0.571					
30 David Hernandez, R (8.1) ERA: 1.71	1.0		3	0	0	0	1	0	0	0	0	0	0	10	19	0.00	0.000					
47 Joe Paterson, L (9.1) ERA: 0.66	1.0		3	0	0	0	1	0	0	0	0	0	0	9	15	0.00	0.000					

Washington Nationals @ Arizona Diamondbacks  
Chase Field, Phoenix, AZ  
Fri Jun 03 2011, 6:41 PM - 9:26 PM MST  
Att: 20,356 - Partly Cloudy - 95 F

livebaseballscorecards.com

AB 30  
R 0  
H 3  
RBI 0  
BB 1  
SO 7  
LOB 8




Batter	1	2	3	4	5	6	7	8	9	AB	R	H	RBI	BB	SO	LOB	BOTTOM				
14 Ryan Roberts, R (1.5) OBP: 0.380, SLG: 0.478	F8		1B			P3				4	1	2	0	0	0	0					
2 Kelly Johnson, L (1.4) OBP: 0.289, SLG: 0.435	K		BB			K		10 HBP		2	0	0	0	2	2	2					
10 Justin Upton, R (1.9) OBP: 0.354, SLG: 0.498	1B		K			6 3B HBP		HBP		2	1	1	0	0	1	1					
6 Stephen Drew, L (1.6) OBP: 0.365, SLG: 0.433	G3-1			P5		3B		K		4	0	1	3	0	1	3					
24 Chris Young, R (1.8) OBP: 0.290, SLG: 0.461	HR			G5-3		K		F6		4	1	1	1	0	1	3					
26 Miguel Montero, L (1.2) OBP: 0.383, SLG: 0.458	F7			2B		IBB		K		3	0	1	0	1	1	2					
22 Xavier Nady, R (1.3) OBP: 0.327, SLG: 0.368	1B			BB		K		K		3	0	1	0	1	2	2					
8 Gerardo Parra, L (1.7) OBP: 0.346, SLG: 0.389	G3-6			F7		2B		K		4	0	1	0	0	1	3					
55 Josh Collmenter, R (1.1) ERA: 1.25				K		14 2B 3B		F9		2	1	0	0	1	1	0					
30 David Hernandez, R (8.1) ERA: 1.71										0	0	0	0	0	0	0					
21 Sean Burroughs, L (6. PH) OBP: 0.235, SLG: 0.235										1	0	0	0	0	0	0					
47 Joe Paterson, R (9.1) ERA: 0.66										0	0	0	0	0	0	0					
<b>Inning Stats</b>	R: 0 E: 0 K: 1 S: 11	H: 1 LOB: 1 BB: 0 P: 16	R: 1 E: 0 K: 0 S: 9	H: 2 LOB: 0 BB: 0 P: 13	R: 0 E: 0 K: 2 S: 11	H: 1 LOB: 1 BB: 1 P: 21	R: 0 E: 0 K: 0 S: 12	H: 1 LOB: 2 BB: 1 P: 19	R: 3 E: 0 K: 3 S: 14	H: 2 LOB: 2 BB: 2 P: 30	R: 0 E: 0 K: 0 S: 7	H: 1 LOB: 0 BB: 0 P: 12	R: 0 E: 0 K: 2 S: 15	H: 0 LOB: 2 BB: 1 P: 26	R: 0 E: 0 K: 2 S: 9	H: 0 LOB: 0 BB: 0 P: 11	1B: 3 2B: 3 3B: 1 HR: 1	SF: 0 SAC: 0 DP: 1 HBP: 2	WP: 0 PB: 0 SB: 1 CS: 1	PA: 36	
<b>PITCHER</b>	IP	WLS	BF	H	R	ER	SO	BB	IBB	HBP	BLK	WP	HR	S	P	ERA	WHIP				
29 Yunesky Maya, R (1.1) ERA: 3.0	4.1	L	21	4	4	4	4	3	0	1	0	0	0	1	4	8.31	2.077				
45 Doug Slaten, L (5.1) ERA: 2.19	0.0		1	1	0	0	0	0	0	0	0	0	0	1	4	-	-				
60 Todd Coffey, R (5.1) ERA: 1.64	0.2		3	0	0	0	2	0	1	0	0	0	0	6	13	0.00	0.000				
65 Cole Kimball, R (6.1) ERA: 2.61	2.0		8	1	0	0	2	1	0	1	0	0	0	22	38	0.00	1.000				
63 Henry Alberto Rodriguez, R (1.1) ERA: 1.98	1.0		3	0	0	0	2	0	0	0	0	0	0	9	11	0.00	0.000				

Washington Nationals @ Arizona Diamondbacks  
Chase Field, Phoenix, AZ  
Fri Jun 03 2011, 6:41 PM - 9:26 PM MST  
Att: 20,356 - Partly Cloudy - 95 F

livebaseballscorecards.com

AB 29  
R 4  
H 8  
RBI 4  
BB 5  
SO 10  
LOB 16





Batter	1	2	3	4	5	6	7	8	9	AB	R	H	RBI	BB	SO	LOB	TOP					
15 Jerry Hairston, R (1,5) OBP: 0.308, SLG: 0.353										4	0	2	0	0	1	0	Washington Nationals @ Arizona Diamondbacks Chase Field, Phoenix, AZ Sat Jun 04 2011, 5:10 PM - 7:41 PM MST Att: 26,207 - Roof Closed - 78 F					
20 Ian Desmond, R (1,6) OBP: 0.281, SLG: 0.345										2	0	0	0	0	0	1						
19 Laynce Nix, L (8,PH) OBP: 0.333, SLG: 0.583										1	0	1	0	0	0	0						
65 Cole Kimball, R (8,1)										0	0	0	0	0	0	0						
28 Jayson Werth, R (1,9) OBP: 0.350, SLG: 0.434										1	0	0	0	2	0	0						
38 Michael Morse, R (1,3) OBP: 0.331, SLG: 0.490										4	0	0	0	0	3	6						
8 Danny Espinosa, S (1,4) OBP: 0.316, SLG: 0.443										3	0	0	0	1	1	2						
3 Wilson Ramos, R (1,2) OBP: 0.230, SLG: 0.394										4	0	0	0	0	1	3						
24 Rick Ankiel, L (1,8)										4	0	1	0	0	1	0						
43 Brian Bixler, R (1,7) OBP: 0.222, SLG: 0.125										3	0	0	0	0	1	0						
2 Roger Bernadina, L (9,PH) OBP: 0.230, SLG: 0.330										1	0	0	0	0	0	1						
61 Livan Hernandez, R (1,1) OBP: 0.190, SLG: 0.190										2	0	0	0	0	0	0						
13 Alex Cora, L (8,PH) OBP: 0.301, SLG: 0.279										1	0	0	0	0	0	0						
<b>Inning Stats</b>	R: 0 H: 1 E: 0 K: 1 S: 11	H: 1 LOB: 3 BB: 1 P: 23	R: 0 H: 0 E: 0 K: 0 S: 5	H: 0 LOB: 0 BB: 0 P: 6	R: 0 H: 1 E: 0 K: 1 S: 9	H: 1 LOB: 2 BB: 1 P: 16	R: 0 H: 0 E: 0 K: 1 S: 7	H: 0 LOB: 0 BB: 0 P: 10	R: 0 H: 0 E: 0 K: 0 S: 10	H: 0 LOB: 0 BB: 0 P: 14	R: 0 H: 0 E: 0 K: 0 S: 5	H: 0 LOB: 0 BB: 0 P: 11	R: 0 H: 0 E: 0 K: 2 S: 8	H: 0 LOB: 0 BB: 0 P: 13	R: 0 H: 1 E: 0 K: 2 S: 12	H: 1 LOB: 2 BB: 1 P: 21	R: 0 H: 1 E: 0 K: 1 S: 13	H: 1 LOB: 1 BB: 0 P: 19	1B: 2 2B: 2 3B: 0 HR: 0	SF: 0 SAC: 1 DP: 0 HBP: 1	WP: 0 PB: 0 CS: 2	PA: 35
<b>PITCHER</b>	IP	WLS	BF	H	R	ER	SO	BB	IBB	HBP	BLK	WP	HR	S	P	ERA	WHIP					
34 Joe Saunders, L (1,1) ERA: 4.32	7.0	W	26	2	0	0	5	2	0	1	0	0	0	55	93	0.00	0.571					
30 David Hernandez, R (8,1) ERA: 1.55	1.0	H	5	1	0	0	2	1	0	0	0	0	0	12	21	0.00	2.000					
40 J.J. Putz, R (9,1) ERA: 1.8	1.0	S	4	1	0	0	1	0	0	0	0	0	0	13	19	0.00	1.000					

Batter	1	2	3	4	5	6	7	8	9	AB	R	H	RBI	BB	SO	LOB	BOTTOM				
14 Ryan Roberts, R (1,5) OBP: 0.372, SLG: 0.466										4	0	0	0	0	1	0	Washington Nationals @ Arizona Diamondbacks Chase Field, Phoenix, AZ Sat Jun 04 2011, 5:10 PM - 7:41 PM MST Att: 26,207 - Roof Closed - 78 F				
2 Kelly Johnson, L (1,4) OBP: 0.293, SLG: 0.431										2	1	0	0	2	0	0					
10 Justin Upton, R (1,9) OBP: 0.352, SLG: 0.493										4	0	1	0	0	1	2					
6 Stephen Drew, L (1,6) OBP: 0.369, SLG: 0.445										2	0	1	1	1	0	0					
24 Chris Young, R (1,8) OBP: 0.291, SLG: 0.459										3	1	1	0	0	1	3					
22 Xavier Nady, R (1,3) OBP: 0.327, SLG: 0.378										3	0	1	1	0	0	2					
8 Gerardo Parra, L (1,7) OBP: 0.341, SLG: 0.382										3	0	0	0	0	0	3					
12 Henry Blanco, R (1,2) OBP: 0.333, SLG: 0.629										2	0	0	0	1	1	0					
34 Joe Saunders, L (1,1) ERA: 3.76	7.0	L	27	4	2	2	3	4	0	0	0	0	0	53	96	2.57	1.143				
21 Sean Burroughs, L (7,PH) OBP: 0.222, SLG: 0.222	1.0		3	0	0	0	1	0	0	0	0	0	0	9	13	0.00	0.000				
30 David Hernandez, R (8,1) ERA: 2.35	1.0		3	0	0	0	1	0	0	0	0	0	0	9	13	0.00	0.000				
40 J.J. Putz, R (9,1) ERA: 1.8	1.0		3	0	0	0	1	0	0	0	0	0	0	9	13	0.00	0.000				
<b>Inning Stats</b>	R: 1 H: 1 E: 0 K: 0 S: 9	H: 1 LOB: 1 BB: 1 P: 19	R: 0 H: 0 E: 0 K: 1 S: 6	H: 0 LOB: 0 BB: 0 P: 10	R: 0 H: 0 E: 0 K: 0 S: 5	H: 0 LOB: 0 BB: 0 P: 8	R: 0 H: 1 E: 0 K: 1 S: 9	H: 1 LOB: 2 BB: 1 P: 19	R: 0 H: 0 E: 0 K: 0 S: 6	H: 0 LOB: 0 BB: 0 P: 7	R: 0 H: 0 E: 0 K: 1 S: 7	H: 0 LOB: 0 BB: 1 P: 12	R: 1 H: 2 E: 0 K: 0 S: 11	H: 2 LOB: 1 BB: 1 P: 21	R: 0 H: 0 E: 0 K: 1 S: 9	H: 0 LOB: 0 BB: 0 P: 13	1B: 2 2B: 2 3B: 1 HR: 0	SF: 0 SAC: 0 DP: 2 HBP: 0	WP: 0 PB: 0 CS: 1	PA: 30	
<b>PITCHER</b>	IP	WLS	BF	H	R	ER	SO	BB	IBB	HBP	BLK	WP	HR	S	P	ERA	WHIP				
61 Livan Hernandez, R (1,1) ERA: 3.76	7.0	L	27	4	2	2	3	4	0	0	0	0	0	53	96	2.57	1.143				
65 Cole Kimball, R (8,1) ERA: 2.35	1.0		3	0	0	0	1	0	0	0	0	0	0	9	13	0.00	0.000				

AB	30
R	0
H	4
RBI	0
BB	3
SO	8
LOB	13



AB	26
R	2
H	4
RBI	2
BB	4
SO	4
LOB	12









Batter	1	2	3	4	5	6	7	8	9	10	11	12	13	AB	R	H	RBI	BB	SO	LOB	TOP
2 Roger Bernadina, L OBP: 0.311, SLG: 0.336														4	1	1	0	2	0	3	
20 Ian Desmond, R OBP: 0.265, SLG: 0.346														6	0	3	0	0	2	3	
28 Jayson Werth, R OBP: 0.345, SLG: 0.418														5	0	0	0	1	2	6	
19 Laynce Nix, L OBP: 0.322, SLG: 0.563														4	1	0	1	0	1	4	
24 Rick Ankiel, L OBP: 0.267, SLG: 0.256														2	0	0	0	0	0	3	
38 Michael Morse, R OBP: 0.337, SLG: 0.522														6	1	2	3	0	2	1	
8 Danny Espinosa, S OBP: 0.321, SLG: 0.446														6	0	1	0	0	2	1	
35 Craig Stammen, R OBP: 0.255, SLG: 0.330														0	0	0	0	0	0	0	
7 Ivan Rodriguez, R OBP: 0.255, SLG: 0.330														6	0	0	0	0	3	1	
15 Jerry Hairston, R OBP: 0.309, SLG: 0.348														4	0	0	0	1	1	0	
21 John Lannan, L ERA: 2.88														1	1	0	0	1	1	0	
40 Santiago Casilla, R ERA: 1.53														0	0	0	0	0	0	0	
38 Brian Wilson, R ERA: 2.89														0	0	0	0	0	0	0	
41 Jeremy Affeldt, L ERA: 4.38														0	0	0	0	0	0	0	
<b>Inning Stats</b>	R: 0 E: 0 K: 3 S: 11	H: 1 LOB: 1 BB: 0 P: 19	R: 1 E: 0 K: 2 S: 14	H: 1 LOB: 0 BB: 0 P: 20	R: 3 E: 0 K: 0 S: 15	H: 2 LOB: 1 BB: 2 P: 30	R: 0 E: 0 K: 2 S: 8	H: 0 LOB: 0 BB: 0 P: 12	R: 0 E: 0 K: 1 S: 8	H: 0 LOB: 0 BB: 0 P: 16	R: 0 E: 0 K: 2 S: 9	H: 1 LOB: 1 BB: 0 P: 15	R: 0 E: 0 K: 0 S: 15	H: 2 LOB: 3 BB: 1 P: 23	R: 0 E: 0 K: 0 S: 5	H: 0 LOB: 0 BB: 0 P: 10	1B: 6 2B: 2 3B: 0 HR: 1	SF: 0 SAC: 1 DP: 1 HBP: 0	WP: 0 PB: 0 SB: 1 CS: 0	PA: 52	
<b>PITCHER</b>	IP: 5.0 WLS: 23 BF: 23 H: 5 R: 4 ER: 4 SO: 3 BB: 3 IBB: 0 HBP: 0 BLK: 0 WP: 0 HR: 1 S: 101 P: 109 ERA: 7.20 WHIP: 1.600	IP: 6.0 WLS: 6 BF: 23 H: 0 R: 0 ER: 0 SO: 3 BB: 1 IBB: 0 HBP: 0 BLK: 0 WP: 0 HR: 0 S: 101 P: 109 ERA: 2.45 WHIP: 0.500	IP: 1.0 WLS: 3 BF: 3 H: 0 R: 0 ER: 0 SO: 1 BB: 0 IBB: 0 HBP: 0 BLK: 0 WP: 0 HR: 0 S: 16 P: 12 ERA: 0.00 WHIP: 0.000	IP: 1.0 WLS: 4 BF: 4 H: 0 R: 0 ER: 0 SO: 0 BB: 0 IBB: 0 HBP: 0 BLK: 0 WP: 0 HR: 0 S: 15 P: 22 ERA: 0.00 WHIP: 1.200	IP: 1.0 WLS: 6 BF: 6 H: 2 R: 0 ER: 0 SO: 1 BB: 0 IBB: 0 HBP: 0 BLK: 0 WP: 0 HR: 0 S: 13 P: 23 ERA: 0.00 WHIP: 2.000	IP: 1.1 WLS: 4 BF: 4 H: 0 R: 0 ER: 0 SO: 0 BB: 0 IBB: 0 HBP: 0 BLK: 0 WP: 0 HR: 0 S: 10 P: 15 ERA: 0.00 WHIP: 0.000															

Washington Nationals @ San Francisco Giants  
AT&T Park, San Francisco, CA  
Mon Jun 06 2011, 7:17 PM - 11:45 PM PDT  
Att. 41,180 - Overcast - 57 F

livebaseballscores.com

AB 46  
R 4  
H 9  
RBI 4  
BB 5  
SO 14  
LOB 22



Batter	1	2	3	4	5	6	7	8	9	10	11	12	13	AB	R	H	RBI	BB	SO	LOB	BOTTOM
56 Andros Torres, S OBP: 0.343, SLG: 0.424														6	0	2	0	1	1	3	
10 Miguel Tejada, R OBP: 0.241, SLG: 0.274														6	0	1	0	0	0	3	
21 Freddy Sanchez, R OBP: 0.342, SLG: 0.412														5	1	2	1	2	1	1	
13 Cody Ross, R OBP: 0.344, SLG: 0.444														5	1	1	0	1	1	5	
17 Aubrey Huff, L OBP: 0.279, SLG: 0.378														6	1	1	2	0	0	6	
33 Aaron Rowand, R OBP: 0.287, SLG: 0.371														6	1	1	1	0	2	2	
35 Brandon Crawford, L OBP: 0.341, SLG: 0.389														6	0	2	0	0	2	1	
22 Eli Whiteside, R OBP: 0.296, SLG: 0.255														2	0	0	0	1	0	0	
12 Nate Schenkerz, L OBP: 0.308, SLG: 0.430														1	0	1	1	0	0	0	
37 Chris Stewart, R OBP: 0.267, SLG: 0.256														1	1	0	0	1	1	1	
<b>Inning Stats</b>	R: 0 E: 0 K: 1 S: 9	H: 1 LOB: 2 BB: 1 P: 18	R: 0 E: 0 K: 1 S: 10	H: 0 LOB: 1 BB: 1 P: 19	R: 0 E: 0 K: 0 S: 10	H: 0 LOB: 1 BB: 1 P: 17	R: 0 E: 0 K: 1 S: 6	H: 0 LOB: 0 BB: 0 P: 10	R: 1 E: 0 K: 1 S: 12	H: 2 LOB: 1 BB: 0 P: 12	R: 3 E: 0 K: 2 S: 24	H: 5 LOB: 2 BB: 0 P: 35	R: 0 E: 0 K: 0 S: 7	H: 1 LOB: 2 BB: 1 P: 22	R: 0 E: 0 K: 1 S: 7	H: 0 LOB: 0 BB: 0 P: 12	1B: 10 2B: 1 3B: 0 HR: 1	SF: 0 SAC: 1 DP: 0 HBP: 0	WP: 1 PB: 0 SB: 1 CS: 0	PA: 57	
<b>PITCHER</b>	IP: 7.0 WLS: 28 BF: 28 H: 4 R: 1 ER: 1 SO: 6 BB: 3 IBB: 0 HBP: 0 BLK: 0 WP: 0 HR: 1 S: 109 P: 109 ERA: 1.29 WHIP: 1.000	IP: 0.1 WLS: 3 BF: 2 H: 2 R: 2 ER: 2 SO: 2 BB: 0 IBB: 0 HBP: 0 BLK: 0 WP: 0 HR: 0 S: 109 P: 109 ERA: 2.38 WHIP: 6.000	IP: 0.0 WLS: 1 BF: 1 H: 1 R: 0 ER: 0 SO: 0 BB: 0 IBB: 0 HBP: 0 BLK: 0 WP: 0 HR: 0 S: 6 P: 6 ERA: - WHIP: -	IP: 1.2 WLS: 9 BF: 9 H: 2 R: 1 ER: 1 SO: 2 BB: 1 IBB: 0 HBP: 0 BLK: 0 WP: 0 HR: 0 S: 16 P: 33 ERA: 5.40 WHIP: 2.400	IP: 2.0 WLS: 8 BF: 8 H: 1 R: 0 ER: 0 SO: 2 BB: 1 IBB: 0 HBP: 0 BLK: 0 WP: 0 HR: 0 S: 17 P: 31 ERA: 0.00 WHIP: 1.000	IP: 1.0 WLS: 3 BF: 3 H: 0 R: 0 ER: 0 SO: 1 BB: 0 IBB: 0 HBP: 0 BLK: 0 WP: 0 HR: 0 S: 12 P: 23 ERA: 0.00 WHIP: 0.000	IP: 0.2 WLS: 5 BF: 2 H: 1 R: 1 ER: 1 SO: 1 BB: 1 IBB: 0 HBP: 0 BLK: 0 WP: 0 HR: 0 S: 15 P: 15 ERA: 13.50 WHIP: 4.500														

Washington Nationals @ San Francisco Giants  
AT&T Park, San Francisco, CA  
Mon Jun 06 2011, 7:17 PM - 11:45 PM PDT  
Att. 41,180 - Overcast - 57 F

livebaseballscores.com

AB 49  
R 5  
H 12  
RBI 5  
BB 7  
SO 12  
LOB 26





Batter	1	2	3	4	5	6	7	8	9	AB	R	H	RBI	BB	SO	LOB	TOP																					
2 Roger Bernadina, L (1.7) OBP: 0.315, SLG: 0.333										4	0	1	0	0	1	2	Washington Nationals @ San Francisco Giants AT&T Park, San Francisco, CA Tue Jun 07 2011, 7:16 PM - 9:52 PM PDT Att. 41,786 - Clear - 61 F																					
20 Ian Desmond, R (1.6) OBP: 0.269, SLG: 0.344										4	0	1	1	1	0	2																						
8 Danny Espinosa, S (1.4) OBP: 0.318, SLG: 0.440										5	0	1	0	0	1	5																						
38 Michael Morse, R (1.3) OBP: 0.345, SLG: 0.525										3	0	1	0	2	0	1																						
3 Wilson Ramos, R (1.2) OBP: 0.329, SLG: 0.415										4	0	2	0	0	1	4																						
24 Rick Ankiel, L (1.8) OBP: 0.287, SLG: 0.263										4	1	1	0	0	3	4																						
15 Jerry Hairston, R (1.5) OBP: 0.309, SLG: 0.344										2	0	0	0	1	0	2																						
43 Brian Bixler, R (5. PR) OBP: 0.214, SLG: 0.120										1	0	0	0	0	1	1																						
13 Alex Cora, L (9.5) OBP: 0.309, SLG: 0.281										0	0	0	0	0	0	0																						
19 Laynce Nix, L (1.9) OBP: 0.327, SLG: 0.555										2	1	0	0	2	2	3																						
27 Jordan Zimmermann, R (1.1) OBP: 0.238, SLG: 0.200										1	0	0	1	0	0	0																						
28 Jayson Werth, R (8. PH) OBP: 0.344, SLG: 0.416										1	0	0	0	0	0	0																						
36 Tyler Clippard, R (8.1) OBP: 0.309, SLG: 0.281										0	0	0	0	0	0	0																						
22 Drew Storen, S (9.1) OBP: 0.309, SLG: 0.281										0	0	0	0	0	0	0																						
<b>Inning Stats</b>	R: 0 H: 0 E: 1 K: 1 S: 8	H: 0 LOB: 0 BB: 0 P: 13	R: 0 H: 1 E: 0 K: 1 S: 13	H: 1 LOB: 1 BB: 0 P: 18	R: 1 H: 1 E: 1 K: 2 S: 11	H: 1 LOB: 3 BB: 2 P: 24	R: 0 H: 1 E: 0 K: 0 S: 7	H: 1 LOB: 2 BB: 1 P: 14	R: 0 H: 1 E: 0 K: 2 S: 14	H: 1 LOB: 3 BB: 2 P: 28	R: 0 H: 1 E: 0 K: 0 S: 9	H: 1 LOB: 1 BB: 1 P: 17	R: 0 H: 1 E: 0 K: 2 S: 13	H: 1 LOB: 1 BB: 0 P: 17	R: 0 H: 0 E: 0 K: 1 S: 9	H: 0 LOB: 0 BB: 0 P: 12	R: 0 H: 1 E: 0 K: 0 S: 5	H: 1 LOB: 0 BB: 0 P: 5	1B: 5 2B: 3 3B: 0 HR: 0	SF: 0 SAC: 2 DP: 3 HBP: 1	WP: 0 PB: 0 SB: 1 CS: 0	PA: 40																
<b>PITCHER</b>	IP	WLS	BF	H	R	ER	SO	BB	IBB	HBP	BLK	WP	HR	S	P	ERA	WHIP	<b>PITCHER</b>	IP	WLS	BF	H	R	ER	SO	BB	IBB	HBP	BLK	WP	HR	S	P	ERA	WHIP			
57 Jonathan Sánchez, L (1.1) ERA: 3.51	5.0	L	26	4	2	2	6	4	1	1	0	0	0	53	97	3.60	1.600																					
52 Ramon E Ramirez, R (6.1) ERA: 1.4	2.0		8	2	0	0	2	1	0	0	0	0	0	22	34	0.00	1.500																					
49 Javier López, L (8.1) ERA: 2.25	1.0		3	0	0	0	1	0	0	0	0	0	0	9	12	0.00	0.000																					
46 Santiago Casilla, R (9.1) ERA: 1.59	1.0		3	1	0	0	0	0	0	0	0	0	0	5	5	0.00	1.000																					

AB	31
R	2
H	7
RBI	2
BB	6
SO	9
LOB	24

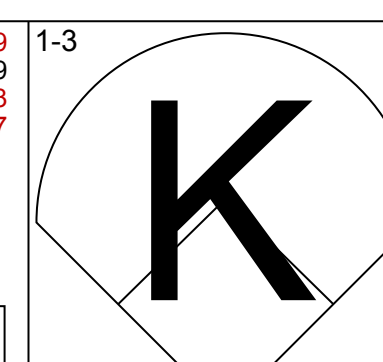
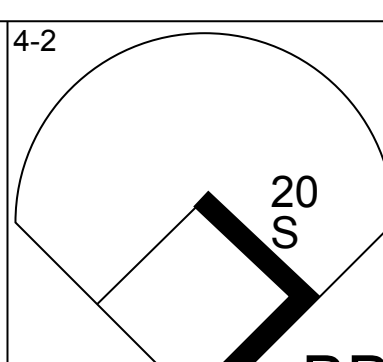
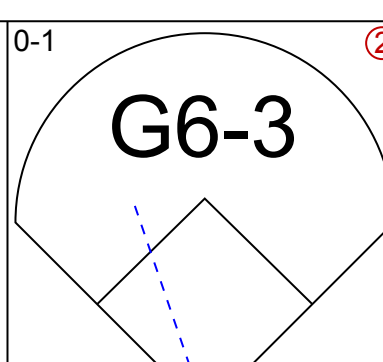
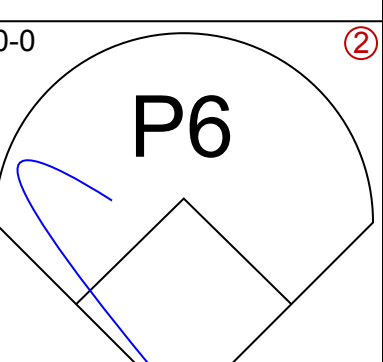
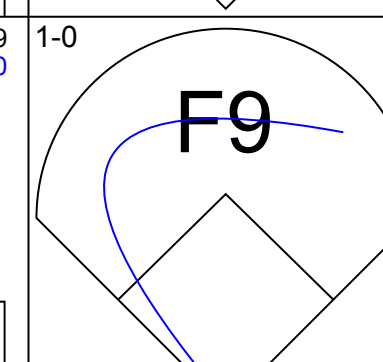
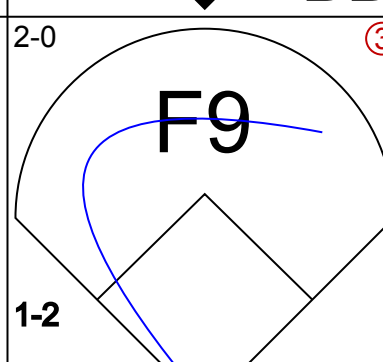
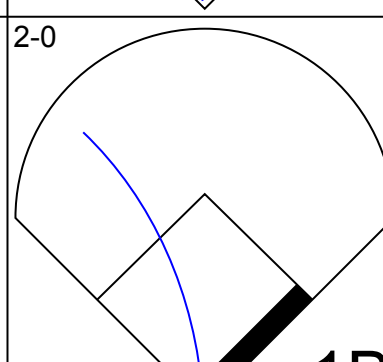
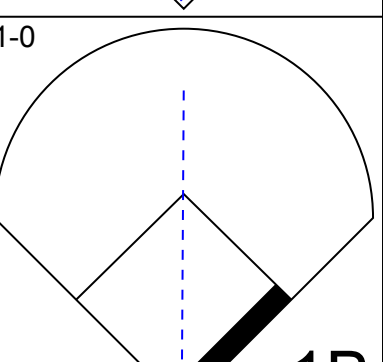
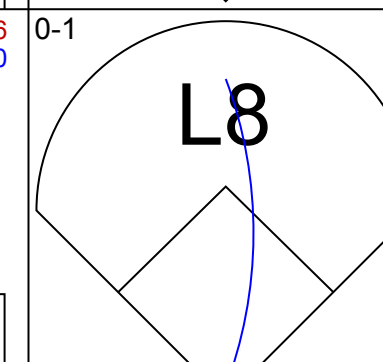
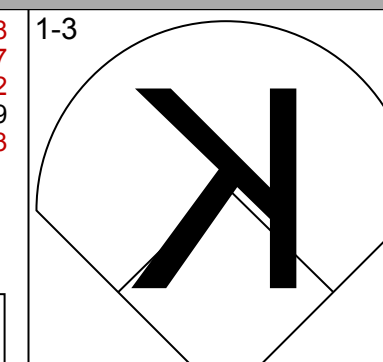
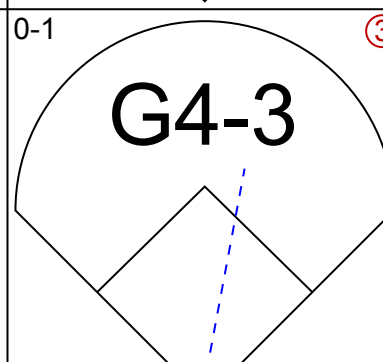
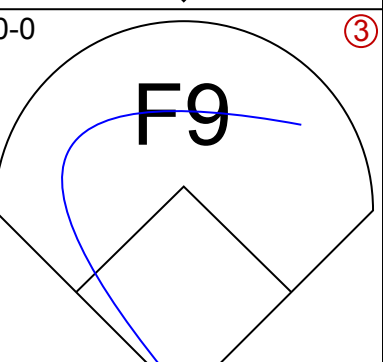
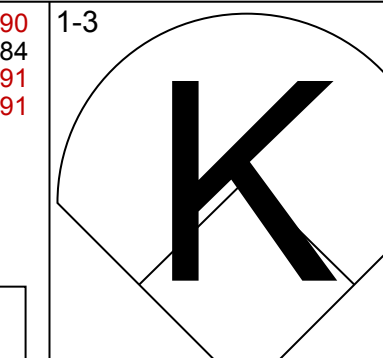
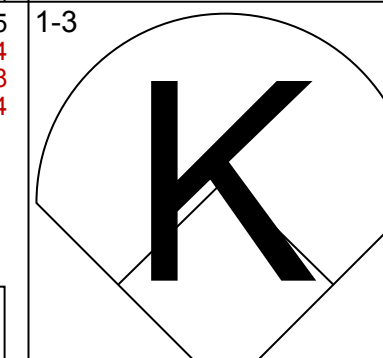
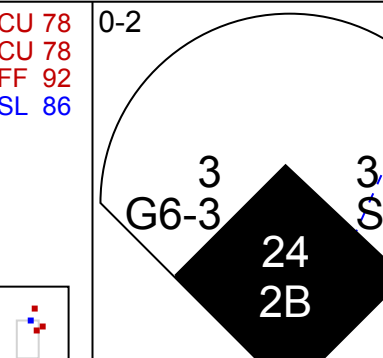
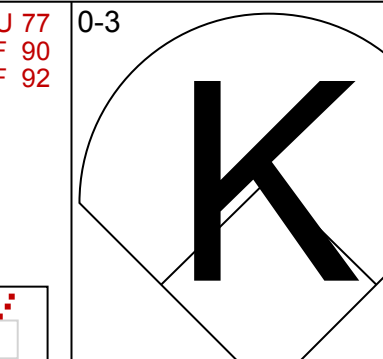
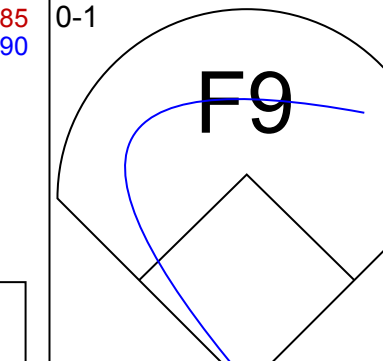
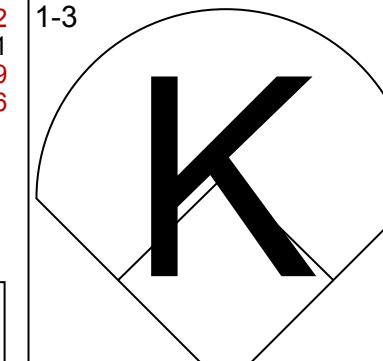
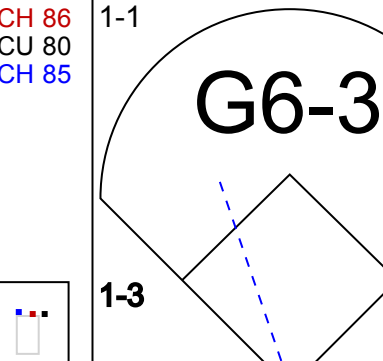
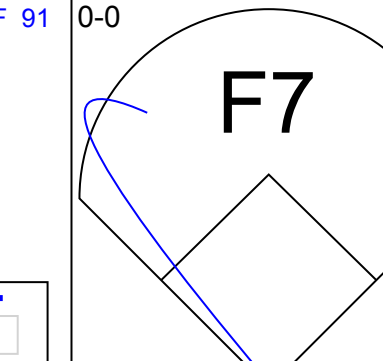
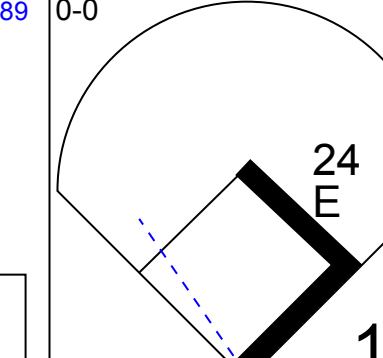
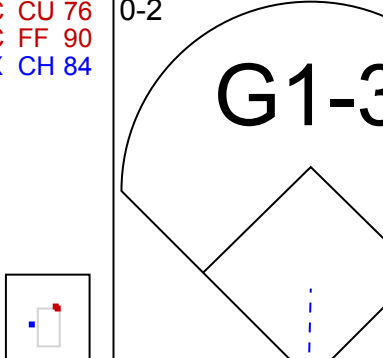
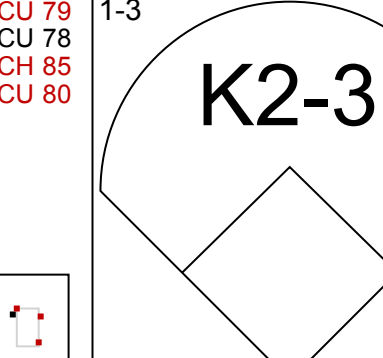
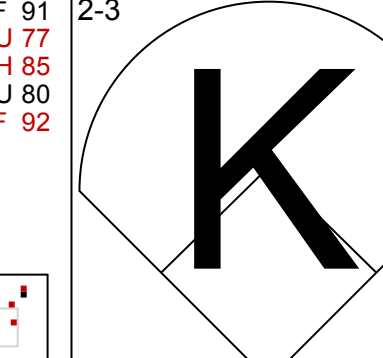
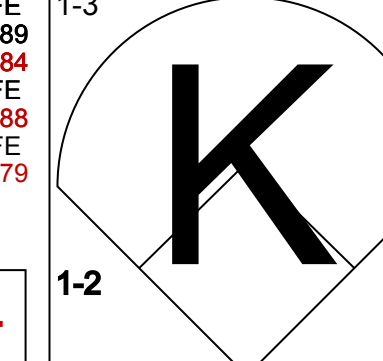
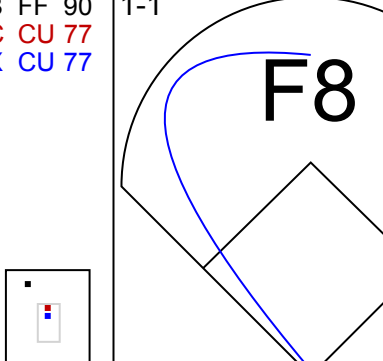
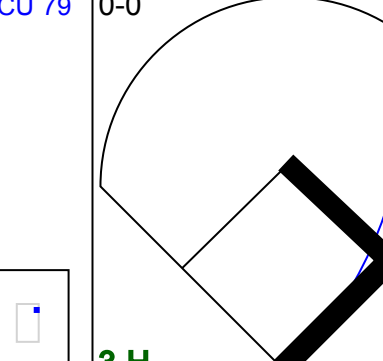
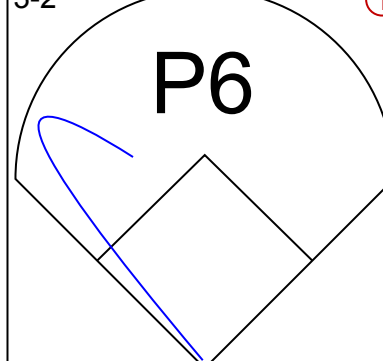
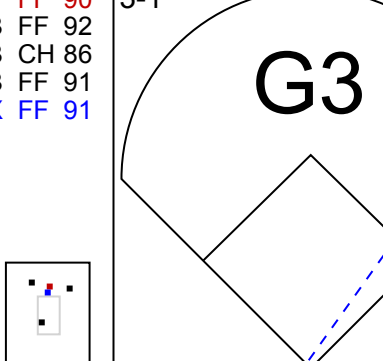
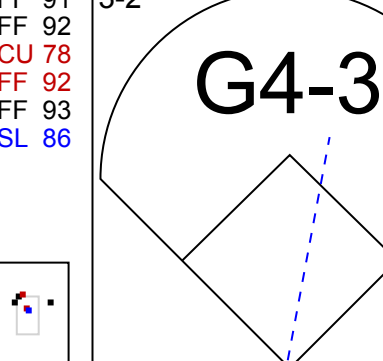

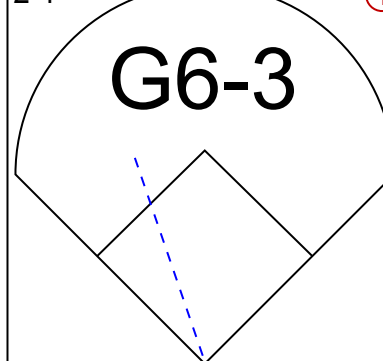
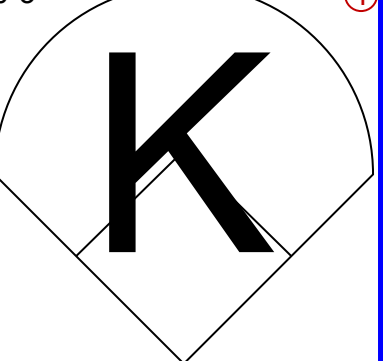


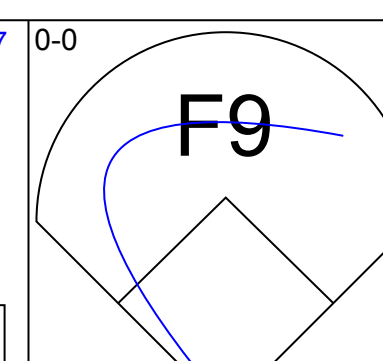
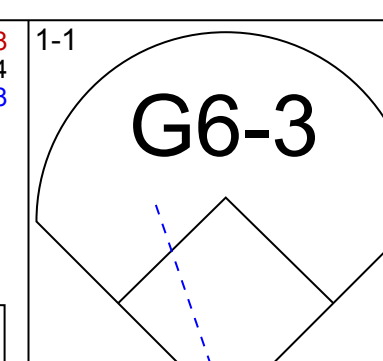
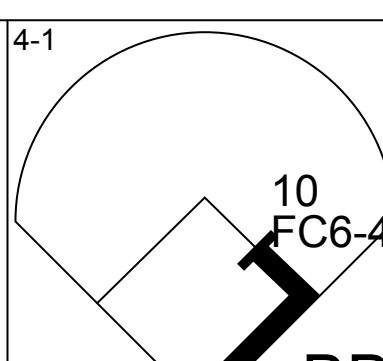
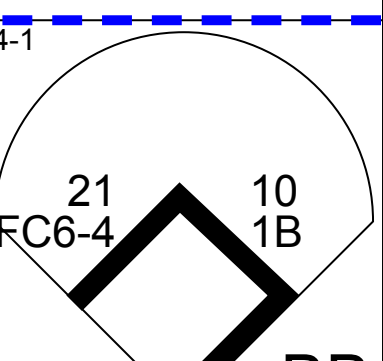
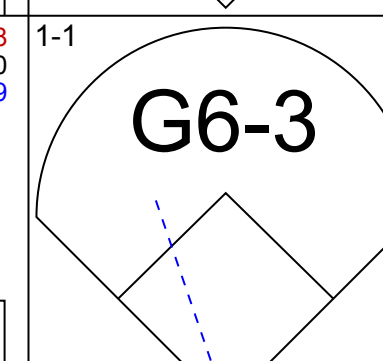
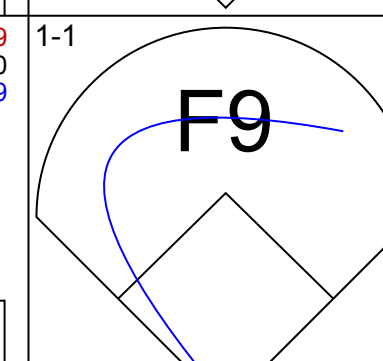
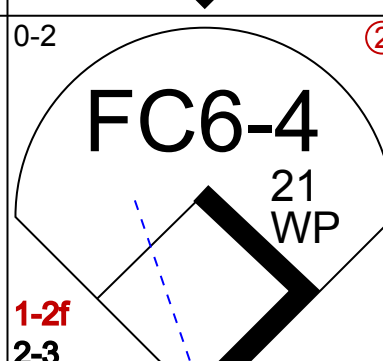
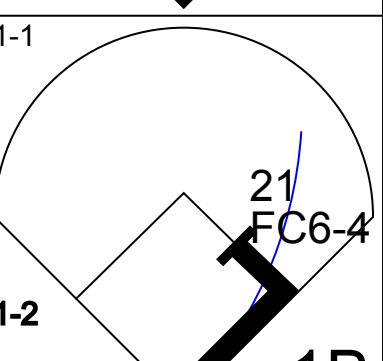
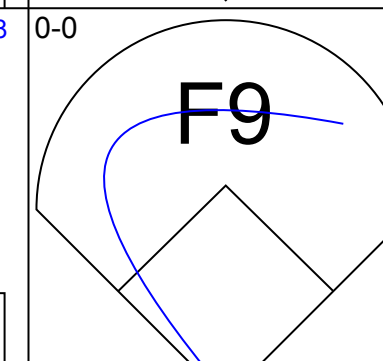
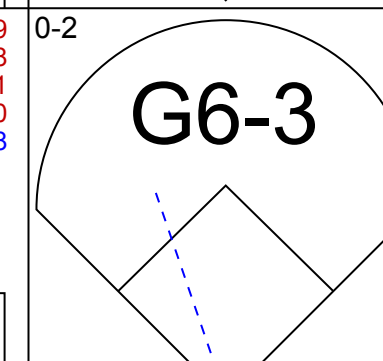
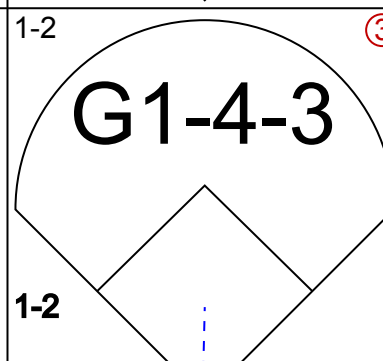
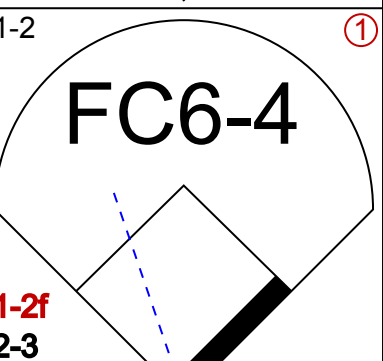
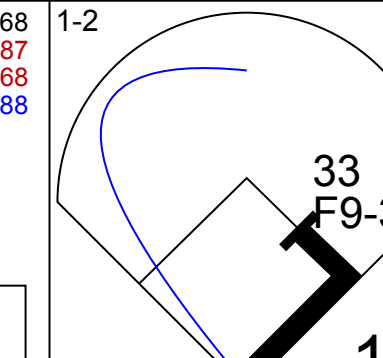
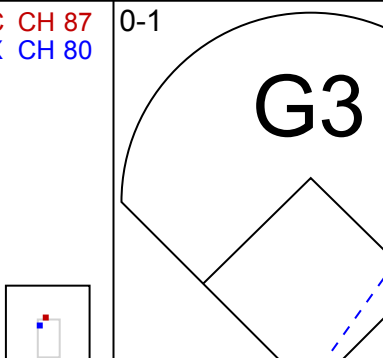
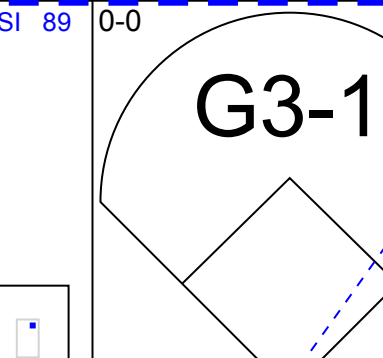

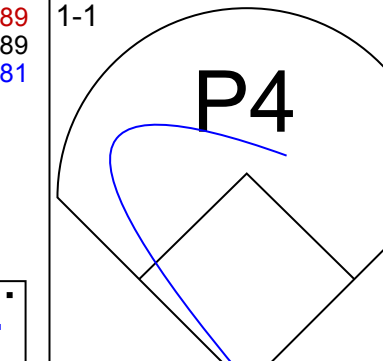
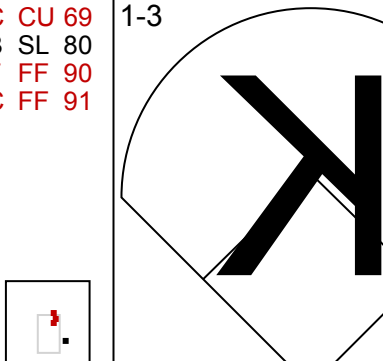
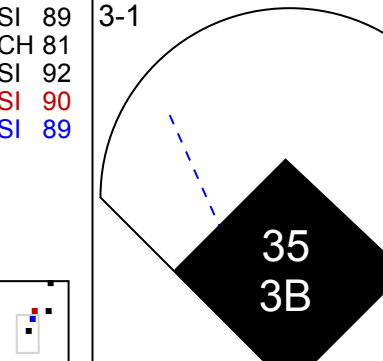

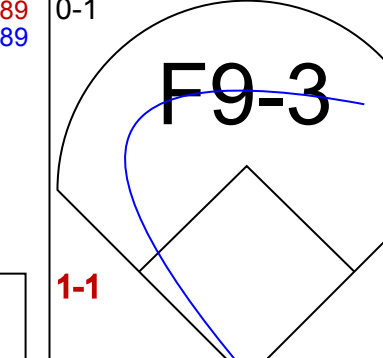
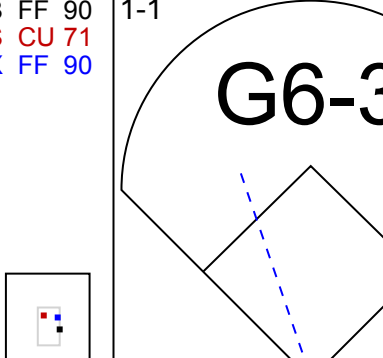
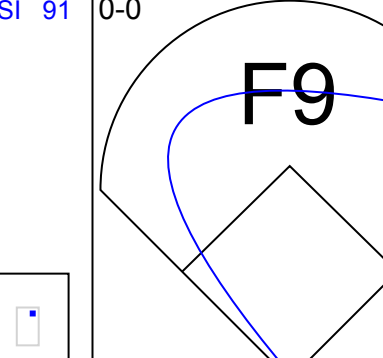
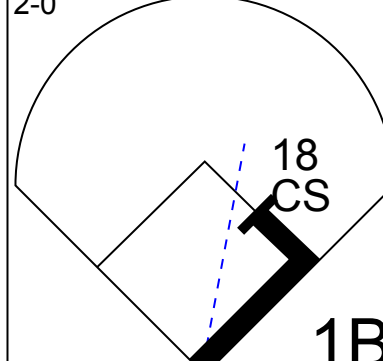
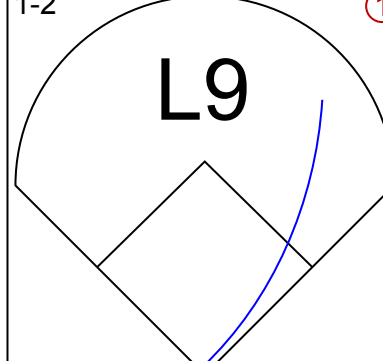

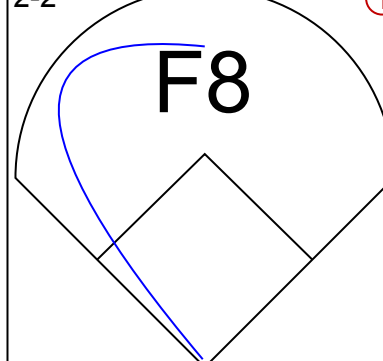
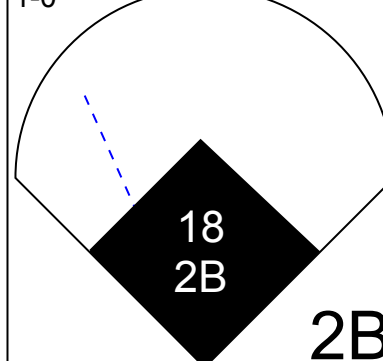

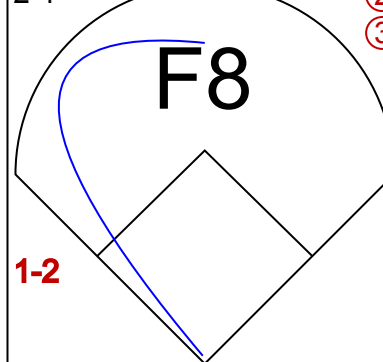
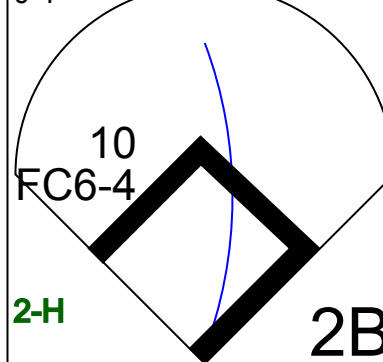

Batter	1	2	3	4	5	6	7	8	9	AB	R	H	RBI	BB	SO	LOB	BOTTOM																							
56 Andres Torres, S (1.8) OBP: 0.340, SLG: 0.419										4	0	1	0	0	2	1	Washington Nationals @ San Francisco Giants AT&T Park, San Francisco, CA Tue Jun 07 2011, 7:16 PM - 9:52 PM PDT Att. 41,786 - Clear - 61 F																							
46 Santiago Casilla, R (9.1) ERA: 1.59										0	0	0	0	0	0	0																								
50 Conor Gillaspie, L (1.5) OBP: 0.400, SLG: 0.400										4	0	1	0	0	0	2																								
21 Freddy Sanchez, R (1.4) OBP: 0.336, SLG: 0.404										4	0	0	0	0	1	2																								
17 Aubrey Huff, L (1.3) OBP: 0.278, SLG: 0.385										4	1	1	0	0	0	0																								
12 Nate Schierholtz, L (1.9) OBP: 0.306, SLG: 0.429										4	0	1	1	0	0	0																								
33 Aaron Rowand, R (1.7) OBP: 0.286, SLG: 0.368										4	0	1	0	0	0	1																								
35 Brandon Crawford, L (1.6) OBP: 0.341, SLG: 0.365										2	0	0	0	1	0	2																								
37 Chris Stewart, R (1.2) OBP: 0.341, SLG: 0.365										3	0	0	0	0	0	2																								
57 Jonathan Sánchez, L (1.1) ERA: 3.51	7.0	W	26	5	1	1	3	1	0	0	0	0	0	61	91	1.29		0.857																						
5 Pat Burrell, R (5. PH) OBP: 0.340, SLG: 0.419	1.0	H	4	0	0	0	1	1	0	0	0	0	0	6	14	0.00	1.000																							
52 Ramon E Ramirez, R (6.1) ERA: 1.4	1.0	S	3	0	0	0	0	0	0	0	0	0	0	4	6	0.00	0.000																							
49 Javier López, L (8.1) ERA: 2.25	1.0		3	0	0	0	0	0	0	0	0	0	0	4	6	0.00	0.000																							
13 Cody Ross, R (9.7) OBP: 0.341, SLG: 0.365	1.0		3	0	0	0	0	0	0	0	0	0	0	4	6	0.00	0.000																							
<b>Inning Stats</b>	R: 0 H: 0 E: 0 K: 0 S: 12	H: 0 LOB: 0 BB: 0 P: 16	R: 1 H: 2 E: 0 K: 0 S: 8	H: 2 LOB: 1 BB: 0 P: 11	R: 0 H: 1 E: 0 K: 3 S: 12	H: 1 LOB: 1 BB: 0 P: 17	R: 0 H: 1 E: 0 K: 0 S: 9	H: 1 LOB: 1 BB: 0 P: 14	R: 0 H: 1 E: 0 K: 0 S: 10	H: 1 LOB: 1 BB: 0 P: 14	R: 0 H: 0 E: 0 K: 0 S: 5	H: 0 LOB: 0 BB: 1 P: 7	R: 0 H: 0 E: 0 K: 1 S: 6	H: 0 LOB: 1 BB: 1 P: 14	R: 0 H: 0 E: 0 K: 0 S: 4	H: 0 LOB: 0 BB: 0 P: 6	1B: 3 2B: 1 3B: 1 HR: 0	SF: 0 SAC: 0 DP: 0 HBP: 0	WP: 0 PB: 0 SB: 0 CS: 1	PA: 33																				
<b>PITCHER</b>	IP	WLS	BF	H	R	ER	SO	BB	IBB	HBP	BLK	WP	HR	S	P	ERA	WHIP	<b>PITCHER</b>	IP	WLS	BF	H	R	ER	SO	BB	IBB	HBP	BLK	WP	HR	S	P	ERA	WHIP					
27 Jordan Zimmermann, R (1.1) ERA: 3.51	7.0	W	26	5	1	1	3	1	0	0	0	0	0	61	91	1.29	0.857																							
36 Tyler Clippard, R (8.1) ERA: 2.02	1.0	H	4	0	0	0	1	1	0	0	0	0	0	6	14	0.00	1.000																							
22 Drew Storen, R (9.1) ERA: 2.59	1.0	S	3	0	0	0	0	0	0	0	0	0	0	4	6	0.00	0.000																							

AB	31
R	1
H	5
RBI	1
BB	2
SO	4
LOB	10





Batter	1	2	3	4	5	6	7	8	9	AB	R	H	RBI	BB	SO	LOB	TOP			
2 Roger Bernadina, L (1.7) OBP: 0.313, SLG: 0.325										3	0	0	0	1	1	0	Washington Nationals @ San Francisco Giants AT&T Park, San Francisco, CA Wed Jun 08 2011, 12:46 PM - 3:02 PM PDT Att: 41,738 - Partly Cloudy - 62 F			
20 Ian Desmond, R (1.6) OBP: 0.273, SLG: 0.347										4	0	2	0	0	0	1				
19 Laynce Nix, L (1.9) OBP: 0.318, SLG: 0.539										4	0	0	0	0	1	2				
38 Michael Morse, R (1.3) OBP: 0.343, SLG: 0.518										4	1	1	0	0	3	0				
3 Wilson Ramos, R (1.2) OBP: 0.321, SLG: 0.404										4	0	0	0	0	1	1				
8 Danny Espinosa, S (1.4) OBP: 0.317, SLG: 0.436										4	0	1	0	0	2	1				
24 Rick Ankiel, L (1.8) OBP: 0.268, SLG: 0.271										3	0	1	1	0	1	1				
13 Alex Cora, L (1.5) OBP: 0.300, SLG: 0.272										3	0	0	0	0	0	1				
29 Yunesky Maya, R (1.1) OBP: 0.250, SLG: 0.135										2	0	0	0	0	1	0				
17 Sean Burnett, L (7.1) OBP: 0.250, SLG: 0.135										0	0	0	0	0	0	0				
60 Todd Coffey, R (8.1)										0	0	0	0	0	0	0				
<b>Inning Stats</b>	R: 0 E: 0 K: 1 S: 6	H: 0 LOB: 0 BB: 0 P: 8	R: 0 E: 1 K: 2 S: 9	H: 1 LOB: 1 BB: 0 P: 11	R: 0 E: 0 K: 1 S: 13	H: 0 LOB: 1 BB: 1 P: 22	R: 0 E: 0 K: 3 S: 10	H: 0 LOB: 0 BB: 0 P: 13	R: 0 E: 0 K: 0 S: 7	H: 1 LOB: 1 BB: 0 P: 11	R: 1 E: 0 K: 1 S: 13	H: 2 LOB: 1 BB: 0 P: 18	R: 0 E: 0 K: 2 S: 6	H: 1 LOB: 1 BB: 0 P: 7	R: 0 E: 0 K: 2 S: 7	H: 0 LOB: 0 BB: 0 P: 9	1B: 4 2B: 1 3B: 0 HR: 0	SF: 0 SAC: 0 DP: 0 HBP: 0	WP: 0 PB: 0 SB: 2 CS: 0	PA: 33
<b>PITCHER</b> 18 Matt Cain, R (1.1) ERA: 3.36	IP: 9.0 WLS: W BF: 33 H: 5 R: 1 ER: 1 SO: 11 BB: 1 IBB: 0 HBP: 0 BLK: 0 WP: 0 HR: 0 S: 78 P: 110 ERA: 1.00 WHIP: 0.667																			

Batter	1	2	3	4	5	6	7	8	9	AB	R	H	RBI	BB	SO	LOB	BOTTOM	
56 Andres Torres, S (1.8) OBP: 0.345, SLG: 0.412										2	0	0	0	2	0	0	Washington Nationals @ San Francisco Giants AT&T Park, San Francisco, CA Wed Jun 08 2011, 12:46 PM - 3:02 PM PDT Att: 41,738 - Partly Cloudy - 62 F	
10 Miguel Tejada, R (1.5) OBP: 0.241, SLG: 0.273										4	0	1	0	0	0	2		
21 Freddy Sanchez, R (1.4) OBP: 0.331, SLG: 0.397										4	0	0	0	0	0	4		
17 Aubrey Huff, L (1.3) OBP: 0.278, SLG: 0.383										4	0	1	0	0	0	2		
13 Cody Ross, R (1.9) OBP: 0.346, SLG: 0.439										4	1	1	0	0	1	3		
33 Aaron Rowand, R (1.7) OBP: 0.281, SLG: 0.361										3	0	0	0	0	0	2		
35 Brandon Crawford, L (1.6) OBP: 0.362, SLG: 0.439										3	1	2	1	0	0	0		
22 Eli Whiteside, R (1.2) OBP: 0.284, SLG: 0.293										3	1	2	1	0	0	1		
18 Matt Cain, R (1.1) OBP: 0.138, SLG: 0.143										3	0	1	1	0	0	2		
<b>Inning Stats</b>	R: 0 E: 0 K: 0 S: 4	H: 0 LOB: 0 BB: 0 P: 5	R: 0 E: 0 K: 0 S: 7	H: 1 LOB: 0 BB: 0 P: 9	R: 0 E: 0 K: 0 S: 9	H: 0 LOB: 0 BB: 0 P: 11	R: 0 E: 0 K: 0 S: 9	H: 0 LOB: 0 BB: 0 P: 9	R: 1 E: 0 K: 0 S: 14	H: 2 LOB: 2 BB: 1 P: 21	R: 2 E: 0 K: 0 S: 10	H: 3 LOB: 1 BB: 0 P: 17	R: 0 E: 0 K: 0 S: 16	H: 1 LOB: 2 BB: 1 P: 24	1B: 5 2B: 3 3B: 1 HR: 0	SF: 0 SAC: 0 DP: 1 HBP: 0	WP: 1 PB: 0 SB: 0 CS: 1	PA: 32
<b>PITCHER</b> 29 Yunesky Maya, R (1.1) ERA: 5.4 17 Sean Burnett, L (7.1) ERA: 5.96 60 Todd Coffey, R (8.1) ERA: 2.28	IP: 6.0 WLS: L BF: 21 H: 4 R: 3 ER: 2 SO: 1 BB: 0 IBB: 0 HBP: 0 BLK: 0 WP: 0 HR: 0 S: 47 P: 67 ERA: 1.50 WHIP: 0.833																	







Batter	1	2	3	4	5	6	7	8	9	AB	R	H	RBI	BB	SO	LOB	TOP			
2 Roger Bernadina, L (1,8) OBP: 0.308, SLG: 0.320	G6-3		G3		K			F7		4	0	0	0	0	1	1				
20 Ian Desmond, R (1,6) OBP: 0.271, SLG: 0.342	G4-3		1B			F9		E3		4	0	1	0	0	0	0				
28 Jayson Werth, R (1,9) OBP: 0.345, SLG: 0.421	F8		K			1B		P4		4	0	1	0	0	1	2				
19 Laynce Nix, L (1,7) OBP: 0.316, SLG: 0.534		1B			K2-3			F9		3	1	1	0	0	1	1				
36 Tyler Clippard, R (7,1)																				
12 Matt Stairs, L (9,PH) OBP: 0.244, SLG: 0.132																				
22 Drew Storen, S (9,1)																				
38 Michael Morse, R (1,3) OBP: 0.349, SLG: 0.532		HR			K			F8		3	1	1	2	1	1	0				
8 Danny Espinosa, S (1,4) OBP: 0.311, SLG: 0.425					P6															
3 Wilson Ramos, R (1,2) OBP: 0.325, SLG: 0.423																				
13 Alex Cora, L (1,5) OBP: 0.290, SLG: 0.258								G2-3		2	0	0	0	1	0	1				
21 Jason Marquis, L (1,1) OBP: 0.258, SLG: 0.290																				
24 Rick Ankiel, L (7,8) OBP: 0.277, SLG: 0.276								K		1	0	0	0	0	1	1				
										1	0	0	0	0	1	0				
<b>Inning Stats</b>	R: 0 H: 0 E: 0 K: 0 S: 7	H: 0 LOB: 0 BB: 0 P: 11	R: 2 H: 2 E: 0 K: 2 S: 15	H: 2 LOB: 1 BB: 1 P: 24	R: 0 H: 1 E: 0 K: 1 S: 12	H: 0 LOB: 0 BB: 0 P: 17	R: 0 H: 0 E: 0 K: 2 S: 9	H: 0 LOB: 1 BB: 1 P: 21	R: 0 H: 1 E: 0 K: 0 S: 11	H: 0 LOB: 0 BB: 0 P: 17	R: 0 H: 0 E: 0 K: 2 S: 10	H: 0 LOB: 0 BB: 0 P: 12	R: 0 H: 0 E: 0 K: 1 S: 9	H: 0 LOB: 0 BB: 0 P: 14	R: 0 H: 0 E: 1 K: 0 S: 11	H: 0 LOB: 2 BB: 1 P: 18	1B: 3 2B: 0 3B: 0 HR: 1	SF: 0 SAC: 1 DP: 0 HBP: 0	WP: 0 PA: 34 PB: 0 SB: 0 CS: 1	
<b>PITCHER</b>	IP	WLS	BF	H	R	ER	SO	BB	IBB	HBP	BLK	WP	HR	S	P	ERA	WHIP			
38 Mat Latos, R (1,1) ERA: 3.86	6.0	L	22	4	2	2	6	2	0	0	0	0	1	65	101	3.00	1.000			
39 Ernesto Frieri, R (7,1) ERA: 2.53	1.0		3	0	0	0	2	0	0	0	0	0	0	10	12	0.00	0.000			
52 Cory Luebke, L (8,1) ERA: 3.38	1.0		3	0	0	0	1	0	0	0	0	0	0	9	14	0.00	0.000			
34 Pat Neshek, R (9,1) ERA: 2.16	1.0		5	0	0	0	0	1	0	0	0	0	0	11	18	0.00	1.000			

Washington Nationals @ San Diego Padres  
 PETCO Park, San Diego, CA  
 Fri Jun 10 2011, 10:09 PM - 12:51 AM EDT  
 Att: 23,211 - Cloudy - 65 F

AB	29
R	2
H	4
RBI	2
BB	3
SO	9
LOB	9



Batter	1	2	3	4	5	6	7	8	9	AB	R	H	RBI	BB	SO	LOB	BOTTOM			
13 Chris Denorfia, R (1,8) OBP: 0.360, SLG: 0.453	K			G5-3						3	1	1	0	1	1	0				
8 Jason Bartlett, R (1,6) OBP: 0.313, SLG: 0.326	G6-3			G4-3						3	0	1	0	0	0	0				
11 Brad Hawpe, L (1,9) OBP: 0.307, SLG: 0.357	G4-3			G4-3						3	0	0	0	1	1	1				
47 Ryan Ludwick, R (1,7) OBP: 0.339, SLG: 0.415										3	0	1	1	1	1	1				
27 Anthony Rizzo, L (1,3) OBP: 0.750, SLG: 1.000										1	0	0	0	2	1	3				
3 Jorge Cantu, R (1,5) OBP: 0.229, SLG: 0.282										4	0	0	0	0	0	7				
12 Logan Forsythe, R (1,4) OBP: 0.200, SLG: 0.190										3	0	0	0	0	1	2				
16 Kyle Phillips, L (9,PH) OBP: 0.320, SLG: 0.422										1	0	1	0	0	0	0				
33 Clayton Richard, L (9,FR) OBP: 0.087, SLG: 0.045										0	0	0	0	0	0	0				
32 Rob Johnson, R (1,2) OBP: 0.224, SLG: 0.228										3	0	0	0	0	2	2				
4 Nick Hundley, R (9,PH) OBP: 0.329, SLG: 0.398										1	0	0	0	0	1	1				
38 Mat Latos, R (1,1) OBP: 0.250, SLG: 0.200										1	0	0	0	0	1	0				
25 Will Venable, L (9,PH) OBP: 0.229, SLG: 0.287										1	0	0	0	0	0	0				
39 Ernesto Frieri, R (7,1) ERA: 1.91										0	0	0	0	0	0	0				
7 Chase Headley, S (7,PH) OBP: 0.329, SLG: 0.398										1	0	0	0	0	0	0				
52 Cory Luebke, R (8,1) ERA: 3.38										0	0	0	0	0	0	0				
34 Pat Neshek, S (9,1) ERA: 2.16										0	0	0	0	0	0	0				
<b>Inning Stats</b>	R: 0 H: 0 E: 0 K: 1 S: 9	H: 0 LOB: 0 BB: 0 P: 14	R: 0 H: 0 E: 0 K: 0 S: 6	H: 0 LOB: 0 BB: 1 P: 13	R: 0 H: 0 E: 0 K: 3 S: 11	H: 0 LOB: 0 BB: 0 P: 17	R: 0 H: 0 E: 0 K: 0 S: 7	H: 0 LOB: 0 BB: 0 P: 8	R: 0 H: 1 E: 0 K: 0 S: 11	H: 2 LOB: 3 BB: 2 P: 19	R: 1 H: 2 E: 0 K: 1 S: 15	H: 0 LOB: 0 BB: 0 P: 11	R: 0 H: 0 E: 0 K: 2 S: 7	H: 0 LOB: 1 BB: 1 P: 12	R: 0 H: 1 E: 0 K: 1 S: 6	H: 1 LOB: 1 BB: 1 P: 11	1B: 2 2B: 2 3B: 0 HR: 0	SF: 0 SAC: 1 DP: 2 HBP: 1	WP: 0 PA: 35 PB: 0 SB: 0 CS: 0	
<b>PITCHER</b>	IP	WLS	BF	H	R	ER	SO	BB	IBB	HBP	BLK	WP	HR	S	P	ERA	WHIP			
21 Jason Marquis, R (1,1) ERA: 3.67	6.0		24	3	1	1	5	3	0	1	0	0	0	59	100	1.50	1.000			
36 Tyler Clippard, R (7,1) ERA: 1.91	2.0	H	7	0	0	0	3	1	0	0	0	0	0	12	23	0.00	0.500			
22 Drew Storen, R (9,1) ERA: 2.51	1.0	S	4	1	0	0	1	1	0	0	0	0	0	6	11	0.00	2.000			

Washington Nationals @ San Diego Padres  
 PETCO Park, San Diego, CA  
 Fri Jun 10 2011, 10:09 PM - 12:51 AM EDT  
 Att: 23,211 - Cloudy - 65 F

AB	28
R	1
H	4
RBI	1
BB	5
SO	9
LOB	17









Batter	1	2	3	4	5	6	7	8	9	AB	R	H	RBI	BB	SO	LOB	TOP					
28 Jayson Werth, R OBP: 0.337, SLG: 0.406										4	0	0	0	1	2	4	<b>Washington Nationals @ San Diego Padres</b> PETCO Park, San Diego, CA Sun Jun 12 2011, 4:08 PM - 6:52 PM EDT Att: 20,185 - Sunny - 70 F					
8 Danny Espinosa, S OBP: 0.305, SLG: 0.420										3	0	0	1	1	1	4						
19 Laynce Nix, L OBP: 0.331, SLG: 0.546										4	0	3	1	1	0	0						
38 Michael Morse, R OBP: 0.345, SLG: 0.517										3	0	1	0	0	0	1						
3 Wilson Ramos, R OBP: 0.316, SLG: 0.408										4	0	0	0	0	1	6						
24 Rick Ankiel, L OBP: 0.271, SLG: 0.276										4	0	1	0	0	2	2						
15 Jerry Hairston, R OBP: 0.303, SLG: 0.331										3	0	0	0	0	0	1						
27 Jordan Zimmermann, R (1, 1) OBP: 0.250, SLG: 0.182										2	0	0	0	0	1	0		2				
60 Todd Coffey, R (8, 1)										1	0	1	0	0	0	0		0				
12 Matt Stairs, L (9, PH) OBP: 0.255, SLG: 0.150										0	0	0	0	0	0	0		0				
43 Brian Bixler, R (9, PR) OBP: 0.290, SLG: 0.185										0	1	0	0	0	0	0	0					
22 Drew Storen, S (9, 1)										0	0	0	0	0	0	0	0					
13 Alex Cora, L (1, 6)										4	1	3	0	0	0	1						
<b>Inning Stats</b>	R: 0 E: 0 K: 1 S: 14	H: 1 LOB: 2 BB: 1 P: 25	R: 0 E: 0 K: 0 S: 7	H: 1 LOB: 1 BB: 0 P: 12	R: 0 E: 0 K: 0 S: 8	H: 0 LOB: 0 BB: 0 P: 12	R: 0 E: 0 K: 2 S: 8	H: 0 LOB: 0 BB: 0 P: 11	R: 0 E: 0 K: 1 S: 11	H: 1 LOB: 2 BB: 1 P: 20	R: 0 E: 0 K: 0 S: 9	H: 1 LOB: 1 BB: 1 P: 15	R: 0 E: 0 K: 1 S: 11	H: 1 LOB: 2 BB: 0 P: 16	R: 0 E: 0 K: 1 S: 9	H: 1 LOB: 1 BB: 0 P: 10	R: 2 E: 0 K: 0 S: 18	H: 3 LOB: 2 BB: 1 P: 30	1B: 6 2B: 3 3B: 0 HR: 0	SF: 1 SAC: 0 DP: 2 HBP: 2	WP: 1 PB: 0 SB: 1 CS: 0	PA: 39
<b>PITCHER</b>	IP WLS BF H R ER SO BB IBB HBP BLK WP HR S P ERA WHIP																					
46 Tim Stauffer, R (1, 1) ERA: 3.28	7.0		29	5	0	0	5	3	0	2	0	0	1	0	68	111	0.00	1.143				
37 Mike Adams, R (8, 1) ERA: 1.21	1.0		4	1	0	0	1	0	0	0	0	0	0	0	9	10	0.00	1.000				
21 Heath Bell, R (9, 1) ERA: 2.89	1.0	L	6	3	2	2	0	1	0	0	0	0	0	0	18	30	18.00	4.000				

Batter	1	2	3	4	5	6	7	8	9	AB	R	H	RBI	BB	SO	LOB	BOTTOM					
8 Jason Bartlett, R OBP: 0.311, SLG: 0.323										4	0	1	0	0	0	0	<b>Washington Nationals @ San Diego Padres</b> PETCO Park, San Diego, CA Sun Jun 12 2011, 4:08 PM - 6:52 PM EDT Att: 20,185 - Sunny - 70 F					
7 Chase Headley, S OBP: 0.397, SLG: 0.370										4	0	0	0	0	2	1						
11 Brad Hawpe, L OBP: 0.307, SLG: 0.351										3	0	0	0	0	3	0						
13 Chris Denorfia, R OBP: 0.353, SLG: 0.441										1	0	1	0	0	0	0						
47 Ryan Ludwick, R OBP: 0.336, SLG: 0.409										4	0	1	0	0	1	1						
27 Anthony Rizzo, L (1, 3) OBP: 0.563, SLG: 0.900										3	0	0	0	1	1	2						
4 Nick Hundley, R OBP: 0.331, SLG: 0.385										3	0	1	0	0	1	1						
25 Will Venable, L (1, 8) OBP: 0.288, SLG: 0.286										3	0	1	0	0	1	2						
14 Alberto Gonzalez, R OBP: 0.232, SLG: 0.237										3	0	0	0	0	1	5						
46 Tim Stauffer, R (1, 1) ERA: 3.1	7.0		26	4	0	0	10	1	0	1	0	0	0	0	1	3						
37 Mike Adams, R (8, 1) ERA: 2.13	1.0	W	3	0	0	0	1	0	0	0	0	0	0	0	0	0	0					
16 Kyle Phillips, L (8, PH) OBP: 0.327, SLG: 0.413	1.0	S	4	1	0	0	0	0	0	0	0	0	0	0	0	0	0					
21 Heath Bell, R (9, 1) ERA: 2.36	1.0		4	1	0	0	0	0	0	0	0	0	0	0	0	0	0					
<b>Inning Stats</b>	R: 0 E: 0 K: 2 S: 10	H: 1 LOB: 0 BB: 0 P: 12	R: 0 E: 0 K: 3 S: 16	H: 2 LOB: 3 BB: 1 P: 27	R: 0 E: 0 K: 1 S: 10	H: 0 LOB: 0 BB: 0 P: 14	R: 0 E: 0 K: 1 S: 11	H: 1 LOB: 2 BB: 0 P: 19	R: 0 E: 0 K: 0 S: 6	H: 0 LOB: 0 BB: 0 P: 7	R: 0 E: 0 K: 2 S: 7	H: 0 LOB: 0 BB: 0 P: 12	R: 0 E: 0 K: 1 S: 9	H: 0 LOB: 0 BB: 0 P: 10	R: 0 E: 0 K: 1 S: 7	H: 0 LOB: 1 BB: 0 P: 14	R: 0 E: 0 K: 0 S: 9	H: 1 LOB: 1 BB: 0 P: 12	1B: 5 2B: 0 3B: 0 HR: 0	SF: 0 SAC: 0 DP: 0 HBP: 1	WP: 0 PB: 0 SB: 0 CS: 1	PA: 33
<b>PITCHER</b>	IP WLS BF H R ER SO BB IBB HBP BLK WP HR S P ERA WHIP																					
27 Jordan Zimmermann, R (1, 1) ERA: 2.13	7.0		26	4	0	0	10	1	0	1	0	0	0	0	0	1	0.00	0.000				
60 Todd Coffey, R (8, 1) ERA: 2.13	1.0	W	3	0	0	0	1	0	0	0	0	0	0	0	0	0	0.00	0.000				
22 Drew Storen, R (9, 1) ERA: 2.36	1.0	S	4	1	0	0	0	0	0	0	0	0	0	0	0	0	0.00	1.000				



Batter	1	2	3	4	5	6	7	8	9	AB	R	H	RBI	BB	SO	LOB	TOP						
Ryan Theriot, R (1,6) OBP: 0.347, SLG: 0.358										3	2	2	0	2	0	0							
28 Colby Rasmus, L (1,8) OBP: 0.380, SLG: 0.431										5	1	2	0	0	2	3							
5 Albert Pujols, R (1,3) OBP: 0.352, SLG: 0.485										3	1	1	2	2	1	1							
12 Lance Berkman, S (1,7) OBP: 0.435, SLG: 0.630										3	2	1	2	2	0	4							
4 Yadier Molina, R (1,2) OBP: 0.357, SLG: 0.437										4	0	1	1	0	0	2							
64 Andrew Brown, R (1,9) OBP: 0.250, SLG: 0.250										3	0	1	1	0	0	0							
19 Jon Jay, L (5, PR) OBP: 0.361, SLG: 0.431										1	0	0	0	0	1	0							
55 Skip Schumaker, L (1,4) OBP: 0.276, SLG: 0.318										4	0	1	0	0	0	2							
33 Daniel Descalso, L (1,5) OBP: 0.297, SLG: 0.361										4	0	0	0	0	2	1							
54 Jaime Garcia, L (1,1) OBP: 0.166, SLG: 0.099										3	0	0	0	0	1	0							
44 Miguel Batista, R (7,1)										0	0	0	0	0	0	0							
43 Trevor Miller, R (7,1)										0	0	0	0	0	0	0							
30 Jason Motte, R (7,1)										0	0	0	0	0	0	0							
41 Mitchell Boggs, R (8,1)										0	0	0	0	0	0	0							
38 Mark Hamilton, L (8, PH) OBP: 0.167, SLG: 0.174										1	0	0	0	0	0	0							
<b>Inning Stats</b>	R: 2 E: 0 K: 1 S: 12	H: 2 LOB: 0 BB: 1 P: 18	R: 0 E: 0 K: 0 S: 7	H: 0 LOB: 0 BB: 0 P: 11	R: 0 E: 0 K: 0 S: 11	H: 1 LOB: 1 BB: 0 P: 15	R: 1 E: 0 K: 1 S: 15	H: 2 LOB: 1 BB: 0 P: 20	R: 3 E: 0 K: 0 S: 19	H: 4 LOB: 1 BB: 1 P: 31	R: 0 E: 0 K: 2 S: 9	H: 0 LOB: 1 BB: 1 P: 16	R: 0 E: 0 K: 1 S: 10	H: 0 LOB: 0 BB: 1 P: 16	R: 0 E: 0 K: 2 S: 10	H: 0 LOB: 0 BB: 0 P: 12	R: 0 E: 0 K: 0 S: 10	H: 0 LOB: 2 BB: 2 P: 18	1B: 6 2B: 2 3B: 0 HR: 2	SF: 0 SAC: 0 DP: 2 HBP: 0	WP: 0 PB: 0 SB: 0 CS: 0	PA: 40	
<b>PITCHER</b>	IP WLS BF H R ER SO BB IBB HBP BLK WP HR S P ERA WHIP	IP WLS BF H R ER SO BB IBB HBP BLK WP HR S P ERA WHIP	IP WLS BF H R ER SO BB IBB HBP BLK WP HR S P ERA WHIP	IP WLS BF H R ER SO BB IBB HBP BLK WP HR S P ERA WHIP	IP WLS BF H R ER SO BB IBB HBP BLK WP HR S P ERA WHIP	IP WLS BF H R ER SO BB IBB HBP BLK WP HR S P ERA WHIP	IP WLS BF H R ER SO BB IBB HBP BLK WP HR S P ERA WHIP	IP WLS BF H R ER SO BB IBB HBP BLK WP HR S P ERA WHIP	IP WLS BF H R ER SO BB IBB HBP BLK WP HR S P ERA WHIP	IP WLS BF H R ER SO BB IBB HBP BLK WP HR S P ERA WHIP	IP WLS BF H R ER SO BB IBB HBP BLK WP HR S P ERA WHIP	IP WLS BF H R ER SO BB IBB HBP BLK WP HR S P ERA WHIP	IP WLS BF H R ER SO BB IBB HBP BLK WP HR S P ERA WHIP	IP WLS BF H R ER SO BB IBB HBP BLK WP HR S P ERA WHIP	IP WLS BF H R ER SO BB IBB HBP BLK WP HR S P ERA WHIP	IP WLS BF H R ER SO BB IBB HBP BLK WP HR S P ERA WHIP	IP WLS BF H R ER SO BB IBB HBP BLK WP HR S P ERA WHIP	IP WLS BF H R ER SO BB IBB HBP BLK WP HR S P ERA WHIP	IP WLS BF H R ER SO BB IBB HBP BLK WP HR S P ERA WHIP	IP WLS BF H R ER SO BB IBB HBP BLK WP HR S P ERA WHIP	IP WLS BF H R ER SO BB IBB HBP BLK WP HR S P ERA WHIP	IP WLS BF H R ER SO BB IBB HBP BLK WP HR S P ERA WHIP	IP WLS BF H R ER SO BB IBB HBP BLK WP HR S P ERA WHIP

St. Louis Cardinals @ Washington Nationals  
Nationals Park, Washington, DC  
Tue Jun 14 2011, 7:09 PM - 10:36 PM EDT  
Att: 26,739 - Overcast - 70 F

AB 34  
R 6  
H 9  
RBI 6  
BB 6  
SO 7  
LOB 13



Batter	1	2	3	4	5	6	7	8	9	AB	R	H	RBI	BB	SO	LOB	BOTTOM						
28 Javon Werth, R (1,9) OBP: 0.342, SLG: 0.408										4	1	2	1	1	0	1							
20 Ian Desmond, R (1,6) OBP: 0.273, SLG: 0.339										4	1	1	0	1	1	4							
11 Ryan Zimmerman, R (1,5) OBP: 0.452, SLG: 0.515										5	1	1	1	0	2	3							
38 Michael Morse, R (1,3) OBP: 0.347, SLG: 0.519										5	2	2	1	0	0	1							
8 Danny Espinosa, S (1,4) OBP: 0.313, SLG: 0.424										5	1	3	1	0	1	1							
3 Wilson Ramos, R (1,2) OBP: 0.320, SLG: 0.410										4	1	2	0	0	0	2							
24 Rick Ankiel, L (1,8) OBP: 0.271, SLG: 0.276										0	0	0	0	0	0	0							
2 Roger Bernadina, L (2, PH) OBP: 0.321, SLG: 0.328										3	1	2	1	0	0	2							
29 Yunesky Maya, R (1,1) OBP: 0.289, SLG: 0.326										2	0	0	0	0	2	3							
52 Ryan Mattheus, R (8, PH) OBP: 0.289, SLG: 0.326										0	0	0	0	0	0	0							
43 Brian Bixler, R (7, PH) OBP: 0.273, SLG: 0.339										1	0	0	0	0	1	1							
63 Henry Alberto Rodriguez, R (7,1)										0	0	0	0	0	0	0							
7 Iven Rodriguez, R (8,1) OBP: 0.273, SLG: 0.339										0	0	0	0	0	0	0							
36 Tyler Clippard, R (8,1) OBP: 0.273, SLG: 0.339										0	0	0	0	0	0	0							
22 Drew Storen, S (8,1) OBP: 0.273, SLG: 0.339										0	0	0	0	0	0	0							
15 Jerry Hairston, R (1,7) OBP: 0.298, SLG: 0.326										3	0	0	0	0	1	0							
19 Laynce Nix, L (7, PH) OBP: 0.335, SLG: 0.546										0	0	0	1	1	0	0							
<b>Inning Stats</b>	R: 0 E: 0 K: 1 S: 8	H: 0 LOB: 0 BB: 0 P: 10	R: 0 E: 0 K: 1 S: 12	H: 2 LOB: 2 BB: 0 P: 17	R: 0 E: 0 K: 2 S: 12	H: 1 LOB: 1 BB: 0 P: 19	R: 1 E: 0 K: 2 S: 15	H: 2 LOB: 1 BB: 0 P: 23	R: 0 E: 2 K: 0 S: 11	H: 0 LOB: 1 BB: 1 P: 16	R: 1 E: 0 K: 1 S: 14	H: 3 LOB: 1 BB: 0 P: 22	R: 6 E: 0 K: 1 S: 32	H: 5 LOB: 3 BB: 3 P: 50	R: 0 E: 0 K: 0 S: 8	H: 0 LOB: 0 BB: 0 P: 12	R: 0 E: 0 K: 0 S: 8	H: 0 LOB: 0 BB: 0 P: 12	1B: 11 2B: 2 3B: 0 HR: 0	SF: 0 SAC: 0 DP: 2 HBP: 1	WP: 1 PB: 0 SB: 0 CS: 0	PA: 41	
<b>PITCHER</b>	IP WLS BF H R ER SO BB IBB HBP BLK WP HR S P ERA WHIP	IP WLS BF H R ER SO BB IBB HBP BLK WP HR S P ERA WHIP	IP WLS BF H R ER SO BB IBB HBP BLK WP HR S P ERA WHIP	IP WLS BF H R ER SO BB IBB HBP BLK WP HR S P ERA WHIP	IP WLS BF H R ER SO BB IBB HBP BLK WP HR S P ERA WHIP	IP WLS BF H R ER SO BB IBB HBP BLK WP HR S P ERA WHIP	IP WLS BF H R ER SO BB IBB HBP BLK WP HR S P ERA WHIP	IP WLS BF H R ER SO BB IBB HBP BLK WP HR S P ERA WHIP	IP WLS BF H R ER SO BB IBB HBP BLK WP HR S P ERA WHIP	IP WLS BF H R ER SO BB IBB HBP BLK WP HR S P ERA WHIP	IP WLS BF H R ER SO BB IBB HBP BLK WP HR S P ERA WHIP	IP WLS BF H R ER SO BB IBB HBP BLK WP HR S P ERA WHIP	IP WLS BF H R ER SO BB IBB HBP BLK WP HR S P ERA WHIP	IP WLS BF H R ER SO BB IBB HBP BLK WP HR S P ERA WHIP	IP WLS BF H R ER SO BB IBB HBP BLK WP HR S P ERA WHIP	IP WLS BF H R ER SO BB IBB HBP BLK WP HR S P ERA WHIP	IP WLS BF H R ER SO BB IBB HBP BLK WP HR S P ERA WHIP	IP WLS BF H R ER SO BB IBB HBP BLK WP HR S P ERA WHIP	IP WLS BF H R ER SO BB IBB HBP BLK WP HR S P ERA WHIP	IP WLS BF H R ER SO BB IBB HBP BLK WP HR S P ERA WHIP	IP WLS BF H R ER SO BB IBB HBP BLK WP HR S P ERA WHIP	IP WLS BF H R ER SO BB IBB HBP BLK WP HR S P ERA WHIP	IP WLS BF H R ER SO BB IBB HBP BLK WP HR S P ERA WHIP

St. Louis Cardinals @ Washington Nationals  
Nationals Park, Washington, DC  
Tue Jun 14 2011, 7:09 PM - 10:36 PM EDT  
Att: 26,739 - Overcast - 70 F

AB 36  
R 8  
H 13  
RBI 6  
BB 4  
SO 8  
LOB 18





Batter	1	2	3	4	5	6	7	8	9	AB	R	H	RBI	BB	SO	LOB	TOP			
Ryan Theriot, R (1,6) OBP: 0.347, SLG: 0.358 31 Ryan Franklin, R (6,1) 38 Mark Hamilton, L (7,3) OBP: 0.160, SLG: 0.167	G1-3			G3		G3			K	3	0	1	0	0	0	0				
28 Colby Rasmus, L (1,8) OBP: 0.355, SLG: 0.424	G6-3			K			L7		P5	4	0	0	0	0	1	1				
5 Albert Pujols, R (1,5) OBP: 0.349, SLG: 0.479 33 Daniel Descalso, L (8,5) OBP: 0.297, SLG: 0.361	G5-3			F7			F8			3	0	0	0	0	0	0				
12 Lance Berkman, S (1,3) OBP: 0.429, SLG: 0.621 56 Brian Tallet, L (7,1)		P5			F9		F9			3	0	0	0	0	0	0				
64 Andrew Brown, R (1,9) OBP: 0.143, SLG: 0.143	F9			G4-3				G6-3		3	0	0	0	0	0	0				
19 Jon Jay, L (1,7) OBP: 0.367, SLG: 0.442	G6-3			2B						3	0	2	0	0	0	0				
4 Yadier Molina, R (1,2) OBP: 0.354, SLG: 0.433 48 Tony Cruz, R (7,2) OBP: 0.304, SLG: 0.364	G6-3			K				P4		2	0	0	0	0	1	1				
55 Skip Schumaker, L (1,4) OBP: 0.269, SLG: 0.310				K			L4		G1-3	3	0	0	0	0	1	1				
46 Kyle McClellan, R (1,1) OBP: 0.208, SLG: 0.217 27 Tyler Greene, R (6,PH) OBP: 0.321, SLG: 0.280	L9			L9			K		K	1	0	0	0	0	0	0				
										2	0	0	0	0	2	0				
<b>Inning Stats</b>	R: 0 E: 0 K: 0 S: 6	H: 0 LOB: 0 BB: 0 P: 9	R: 0 E: 0 K: 0 S: 7	H: 0 LOB: 0 BB: 0 P: 12	R: 0 E: 0 K: 1 S: 8	H: 0 LOB: 0 BB: 0 P: 12	R: 0 E: 0 K: 1 S: 9	H: 1 LOB: 1 BB: 0 P: 13	R: 0 E: 0 K: 1 S: 7	H: 0 LOB: 0 BB: 0 P: 11	R: 0 E: 0 K: 0 S: 5	H: 0 LOB: 0 BB: 0 P: 8	R: 0 E: 0 K: 0 S: 10	H: 1 LOB: 1 BB: 0 P: 14	R: 0 E: 0 K: 2 S: 10	H: 0 LOB: 0 BB: 0 P: 15	1B: 2 2B: 2 3B: 0 HR: 0	SF: 0 SAC: 0 DP: 1 HBP: 0	WP: 0 PB: 0 SB: 0 CS: 1	PA: 29
<b>PITCHER</b> 61 Livan Hernandez, R (1,1) ERA: 3.77	IP: 9.0 WLS: W BF: 29 H: 3 R: 0 ER: 0 SO: 6 BB: 0 IBB: 0 HBP: 0 BLK: 0 WP: 0 HR: 0 S: 71 P: 105 ERA: 0.00 WHIP: 0.333																			

St. Louis Cardinals @ Washington Nationals  
Nationals Park, Washington, DC  
Wed Jun 15 2011, 7:09 PM - 9:31 PM EDT  
Att: 27,130 - Partly Cloudy - 80 F

AB 29  
R 0  
H 3  
RBI 0  
BB 0  
SO 6  
LOB 4



Batter	1	2	3	4	5	6	7	8	9	AB	R	H	RBI	BB	SO	LOB	BOTTOM			
28 Javon Werth, R (1,9) OBP: 0.339, SLG: 0.416	K		E5	P4		G5-4-3		HR		5	2	1	1	0	1	3				
2 Roger Bernadina, L (1,8) OBP: 0.331, SLG: 0.346	L9		1B	1B	2B		1B	G3		5	0	3	1	0	0	0				
11 Ryan Zimmerman, R (1,5) OBP: 0.426, SLG: 0.474	F8		1B	K			G6-4-3	G6-3		5	0	1	1	0	1	3				
19 Laynce Nix, L (1,7) OBP: 0.333, SLG: 0.538 43 Brian Bixler, R (8,7) OBP: 0.273, SLG: 0.172	F7		G4-3	K		K		P6		4	1	1	0	0	1	2				
38 Michael Morse, R (1,3) OBP: 0.354, SLG: 0.561	HR			2B		G4-3		HR		4	3	3	3	0	0	0				
8 Danny Espinosa, S (1,4) OBP: 0.316, SLG: 0.443	G4-3			2B		G3		HR		4	2	2	1	0	0	0				
7 Ivan Rodriguez, R (1,2) OBP: 0.291, SLG: 0.351	G4-3			1B				HR		4	2	3	1	0	0	0				
61 Livan Hernandez, R (1,1) OBP: 0.167, SLG: 0.167			G1-3	SH3-4		SH5-4		E6		2	0	0	0	0	0	1				
20 Ian Desmond, R (1,6) OBP: 0.273, SLG: 0.337	G6-3			E5				P3		4	0	1	2	0	0	3				
<b>Inning Stats</b>	R: 0 E: 0 K: 1 S: 5	H: 1 LOB: 0 BB: 0 P: 7	R: 1 E: 0 K: 0 S: 8	H: 1 LOB: 0 BB: 0 P: 16	R: 1 E: 1 K: 0 S: 15	H: 2 LOB: 2 BB: 0 P: 21	R: 3 E: 1 K: 1 S: 15	H: 4 LOB: 0 BB: 0 P: 22	R: 0 E: 0 K: 1 S: 8	H: 0 LOB: 0 BB: 0 P: 11	R: 1 E: 0 K: 0 S: 13	H: 2 LOB: 2 BB: 0 P: 16	R: 3 E: 1 K: 0 S: 18	H: 5 LOB: 2 BB: 0 P: 25	R: 1 E: 0 K: 0 S: 10	H: 1 LOB: 0 BB: 0 P: 15	1B: 7 2B: 4 3B: 0 HR: 4	SF: 0 SAC: 2 DP: 2 HBP: 0	WP: 0 PB: 0 SB: 0 CS: 0	PA: 40
<b>PITCHER</b> 46 Kyle McClellan, R (1,1) ERA: 3.96 31 Ryan Franklin, R (6,1) ERA: 8.17 56 Brian Tallet, L (7,1) ERA: 7.15	IP: 5.0 WLS: L BF: 24 H: 7 R: 4 ER: 4 SO: 3 BB: 0 IBB: 0 HBP: 0 BLK: 0 WP: 0 HR: 1 S: 51 P: 77 ERA: 5.40 WHIP: 1.400																			
<b>PITCHER</b>	IP: 1.2 WLS: L BF: 11 H: 7 R: 4 ER: 4 SO: 0 BB: 0 IBB: 0 HBP: 0 BLK: 0 WP: 2 HR: 29 S: 38 P: 21.60 ERA: 4.200																			
<b>PITCHER</b>	IP: 1.1 WLS: L BF: 5 H: 1 R: 1 ER: 1 SO: 0 BB: 0 IBB: 0 HBP: 0 BLK: 0 WP: 0 HR: 12 S: 18 P: 6.75 ERA: 0.750																			

St. Louis Cardinals @ Washington Nationals  
Nationals Park, Washington, DC  
Wed Jun 15 2011, 7:09 PM - 9:31 PM EDT  
Att: 27,130 - Partly Cloudy - 80 F

AB 38  
R 10  
H 15  
RBI 10  
BB 0  
SO 3  
LOB 12













Batter	1	2	3	4	5	6	7	8	9	AB	R	H	RBI	BB	SO	LOB	TOP			
2 J.J. Hardy, R OBP: 0.351, SLG: 0.490	F9		F9		G5-3		1B		F8	5	0	1	1	0	0	0	<b>Baltimore Orioles @ Washington Nationals</b> Nationals Park, Washington, DC Sat Jun 18 2011, 1:06 PM - 3:51 PM EDT Att: 36,614 - Partly Cloudy - 83 F			
21 Nick Markakis, L OBP: 0.316, SLG: 0.336	G3		F7		1B		F7			4	0	1	0	0	0	2				
10 Adam Jones, R OBP: 0.333, SLG: 0.471	HR		G5-3		F7		K			4	1	1	1	0	1	3				
32 Matt Wieters, S OBP: 0.316, SLG: 0.394	F7				L8		K		F7	4	0	0	0	0	1	0				
25 Derrek Lee, R OBP: 0.307, SLG: 0.342		1B			2B		G6-3		F7	4	0	2	0	0	0	0				
30 Luke Scott, L OBP: 0.320, SLG: 0.435	F9				1B		G3-1			1	0	0	0	0	0	1				
18 Felix Pie, L OBP: 0.260, SLG: 0.313					1B				BB	2	0	1	0	1	0	0				
12 Mark Reynolds, R OBP: 0.326, SLG: 0.428					K		1B		K	3	1	1	0	1	2	3				
11 Robert Andino, R OBP: 0.339, SLG: 0.317					G3		P4		G5-3	3	0	0	0	1	0	3				
17 Brian Matusz, L					F9		1B		P1	2	0	0	0	0	0	2				
57 Clay Rapada, R										0	0	0	0	0	0	0				
14 Nolan Reimold, R										1	0	1	0	0	0	0				
35 Brad Bergesen, L										0	0	0	0	0	0	0				
27 Vladimir Guerrero, R										1	0	0	0	0	0	0				
<b>Inning Stats</b>	R: 1 E: 0 K: 0 S: 8	H: 1 LOB: 0 BB: 0 P: 14	R: 0 E: 0 K: 0 S: 9	H: 1 LOB: 2 BB: 2 P: 19	R: 0 E: 0 K: 1 S: 6	H: 0 LOB: 0 BB: 0 P: 13	R: 0 E: 0 K: 1 S: 13	H: 2 LOB: 2 BB: 0 P: 19	R: 0 E: 0 K: 1 S: 5	H: 0 LOB: 1 BB: 0 P: 8	R: 1 E: 0 K: 1 S: 14	H: 3 LOB: 2 BB: 0 P: 19	R: 0 E: 0 K: 1 S: 12	H: 0 LOB: 1 BB: 1 P: 21	R: 0 E: 0 K: 0 S: 8	H: 0 LOB: 0 BB: 0 P: 15	1B: 6 2B: 1 3B: 0 HR: 1	SF: 0 SAC: 0 DP: 0 HBP: 0	WP: 0 PB: 0 SB: 0 CS: 1	PA: 37
<b>PITCHER</b>	IP WLS BF H R ER SO BB IBB HBP BLK WP HR S P ERA WHIP																			
27 Jordan Zimmermann, R ERA: 3.08	6.1 W 28 8 2 2 2 2 0 0 0 0 0 1 59 99 2.84 1.579																			
63 Henry Alberto Rodriguez, R ERA: 1.77	1.2 H 6 0 0 0 2 1 0 0 0 0 0 0 17 28 0.00 0.600																			
22 Drew Storen, R ERA: 2.41	1.0 S 3 0 0 0 0 0 0 0 0 0 0 0 8 15 0.00 0.000																			

Batter	1	2	3	4	5	6	7	8	9	AB	R	H	RBI	BB	SO	LOB	BOTTOM				
28 Jayson Werth, R OBP: 0.337, SLG: 0.416	G6-3		BB		K		G5-3			3	0	0	0	1	1	1	<b>Baltimore Orioles @ Washington Nationals</b> Nationals Park, Washington, DC Sat Jun 18 2011, 1:06 PM - 3:51 PM EDT Att: 36,614 - Partly Cloudy - 83 F				
20 Ian Desmond, R OBP: 0.275, SLG: 0.335	K		F9				P4			4	0	0	0	0	1	2					
11 Ryan Zimmerman, R OBP: 0.393, SLG: 0.500	HR		L8		HR		G6-3			4	2	2	1	0	0	1					
38 Michael Morse, R OBP: 0.359, SLG: 0.565	K		15 BB		1B		HR		F9	4	1	2	2	0	1	0					
8 Danny Espinosa, S OBP: 0.318, SLG: 0.454	B1		L5		15 CS		15 S		K	4	0	1	0	0	1	1					
15 Jemy Hairston, R OBP: 0.321, SLG: 0.350	7 L4-3		1B		7 BB		P3			2	1	1	0	2	0	0					
7 Ivan Rodriguez, R OBP: 0.290, SLG: 0.357	L4-3		K		1B		2B			3	0	1	1	0	1	3					
27 Jordan Zimmermann, R OBP: 0.222, SLG: 0.160	G6-3				F7		F9			3	0	0	0	0	0	1					
63 Henry Alberto Rodriguez, R										0	0	0	0	0	0	0					
22 Drew Storen, S										0	0	0	0	0	0	0					
2 Roger Bernadina, L OBP: 0.325, SLG: 0.380	K				F9		1B			3	0	1	0	0	1	0					
<b>Inning Stats</b>	R: 1 E: 0 K: 2 S: 12	H: 1 LOB: 0 BB: 0 P: 19	R: 0 E: 0 K: 0 S: 6	H: 1 LOB: 0 BB: 0 P: 6	R: 0 E: 0 K: 1 S: 9	H: 0 LOB: 1 BB: 1 P: 16	R: 0 E: 0 K: 1 S: 11	H: 1 LOB: 2 BB: 1 P: 24	R: 0 E: 0 K: 1 S: 6	H: 0 LOB: 0 BB: 0 P: 9	R: 3 E: 0 K: 0 S: 14	H: 4 LOB: 1 BB: 1 P: 25	R: 0 E: 0 K: 0 S: 10	H: 1 LOB: 1 BB: 0 P: 16	R: 0 E: 0 K: 1 S: 9	H: 0 LOB: 0 BB: 0 P: 15		1B: 4 2B: 3 3B: 0 HR: 2	SF: 0 SAC: 0 DP: 1 HBP: 0	WP: 0 PB: 0 SB: 2 CS: 1	PA: 33
<b>PITCHER</b>	IP WLS BF H R ER SO BB IBB HBP BLK WP HR S P ERA WHIP																				
17 Brian Matusz, L ERA: 5.6	5.1 L 23 6 4 4 4 5 2 0 0 0 0 0 7 13 6.75 1.500																				
57 Clay Rapada, L ERA: 7.39	0.2 3 1 0 0 0 1 0 0 0 0 0 0 7 13 0.00 3.000																				
35 Brad Bergesen, R ERA: 5.16	2.0 7 1 0 0 1 0 0 0 0 0 0 0 19 31 0.00 0.500																				



Batter	1	2	3	4	5	6	7	8	9	AB	R	H	RBI	BB	SO	LOB	TOP										
2 J.J. Hardy, R OBP: 0.358, SLG: 0.516	P3		HR		10 1B	F9			FC4-6 BB	4	2	2	1	1	0	1	<b>Baltimore Orioles @ Washington Nationals</b> Nationals Park, Washington, DC Sun Jun 19 2011, 1:36 PM - 4:23 PM EDT Att: 35,439 - Cloudy - 81 F										
21 Nick Markakis, L OBP: 0.316, SLG: 0.333	F7		E9 10 WP		F7		G6-3		FC4-6 10 G5-4-3	5	0	1	0	0	0	3											
10 Adam Jones, R OBP: 0.335, SLG: 0.467	B1-3				25 2B		G6-3		G5-4-3	4	1	1	1	1	0	2											
25 Derrek Lee, R OBP: 0.311, SLG: 0.350		14 E 15 FC5 G6-4-3			G4-6-3		F9			4	1	2	1	0	0	2											
14 Nolan Reimold, R OBP: 0.375, SLG: 0.478 19 Koji Uehara, R	FC5 15 G6-4-3				F9		F7		12 E 15 SF9 12 S	4	1	1	0	0	0	2											
12 Mark Reynolds, R OBP: 0.332, SLG: 0.451					15 1B		HR		K	4	2	3	1	0	1	1											
15 Craig Tatum, R OBP: 0.409, SLG: 0.333					G6-4-3		G5-3		SF9	3	0	1	2	0	0	2											
11 Robert Andino, R OBP: 0.332, SLG: 0.309					G4-3		G6-4-3		G6-3	4	0	0	0	0	0	2											
36 Chris Jakubauskas, L OBP: 0.667, SLG: 0.667 43 Jim Johnson, R					G4-3					3	0	2	0	0	0	0											
18 Felix Pie, L OBP: 0.287, SLG: 0.320							2 2B		21 FC4-6 2 S	0	0	0	0	0	0	0											
<b>Inning Stats</b>	R: 0 E: 0 K: 0 S: 5	H: 0 LOB: 0 BB: 0 P: 7	R: 1 E: 1 K: 0 S: 9	H: 2 LOB: 1 BB: 0 P: 16	R: 1 E: 1 K: 0 S: 12	H: 2 LOB: 1 BB: 1 P: 23	R: 1 E: 0 K: 0 S: 9	H: 2 LOB: 0 BB: 0 P: 13	R: 2 E: 0 K: 0 S: 13	H: 4 LOB: 1 BB: 0 P: 19	R: 1 E: 0 K: 0 S: 17	H: 2 LOB: 1 BB: 0 P: 21	R: 0 E: 0 K: 0 S: 11	H: 0 LOB: 0 BB: 0 P: 17	R: 1 E: 0 K: 1 S: 9	H: 1 LOB: 0 BB: 0 P: 13	R: 0 E: 0 K: 0 S: 6	H: 1 LOB: 1 BB: 1 P: 10	1B: 9 2B: 3 3B: 0 HR: 2	SF: 1 SAC: 0 DP: 4 HBP: 0	WP: 1 PB: 0 CS: 2	PA: 39					
<b>PITCHER</b>	IP	WLS	BF	H	R	ER	SO	BB	IBB	HBP	BLK	WP	HR	S	P	ERA	WHIP										
32 Tom Gorzelanny, L ERA: 4.53	4.2	L	22	10	5	4	0	1	0	0	0	1	1	47	76	7.71	2.357										
60 Todd Coffey, R ERA: 2.33	1.1		6	2	1	1	0	0	0	0	0	0	1	18	23	6.75	1.500										
17 Sean Burnett, L ERA: 5.33	1.0		3	0	0	0	0	0	0	0	0	0	0	11	17	0.00	0.000										
23 Collin Balester, R ERA: 5.06	2.0		8	2	1	0	1	1	0	0	0	0	0	15	23	0.00	1.500										

Batter	1	2	3	4	5	6	7	8	9	AB	R	H	RBI	BB	SO	LOB	BOTTOM										
28 Jayson Werth, R OBP: 0.332, SLG: 0.409	K2-3		K		F7		F9			4	0	0	0	0	2	2	<b>Baltimore Orioles @ Washington Nationals</b> Nationals Park, Washington, DC Sun Jun 19 2011, 1:36 PM - 4:23 PM EDT Att: 35,439 - Cloudy - 81 F										
2 Roger Bernadina, L OBP: 0.335, SLG: 0.411	G4-3				19 FC4-6 HR		HR		1B	4	1	3	1	0	0	0											
11 Ryan Zimmerman, R OBP: 0.385, SLG: 0.482					F9		K		K	4	0	1	0	0	2	2											
19 Laynce Nix, L OBP: 0.322, SLG: 0.533		G3			FC4-6 38 2B		F8		F8	4	1	0	0	0	0	2											
38 Michael Morse, R OBP: 0.357, SLG: 0.564		K			8 2B		K		P3	4	1	1	1	0	2	1											
8 Danny Espinosa, S OBP: 0.321, SLG: 0.470		G4-3					F7			4	1	2	2	0	0	0											
3 Wilson Ramos, R OBP: 0.326, SLG: 0.404					K		IBB		1B	3	0	1	0	1	1	0											
32 Tom Gorzelanny, R ERA: 5.14 60 Todd Coffey, R ERA: 2.33 17 Sean Burnett, L ERA: 5.33 15 Jerry Hairston, R OBP: 0.305, SLG: 0.346 23 Collin Balester, R ERA: 5.06 12 Matt Stairs, L OBP: 0.285, SLG: 0.143					K		G3-1		F8	2	0	0	0	0	1	2											
13 Alex Cora, L OBP: 0.304, SLG: 0.286					F9		K		G4-3	4	0	1	0	0	1	1											
<b>Inning Stats</b>	R: 0 E: 0 K: 1 S: 7	H: 1 LOB: 1 BB: 0 P: 11	R: 0 E: 0 K: 1 S: 8	H: 0 LOB: 0 BB: 0 P: 12	R: 0 E: 0 K: 3 S: 15	H: 1 LOB: 1 BB: 0 P: 21	R: 2 E: 0 K: 0 S: 15	H: 3 LOB: 2 BB: 1 P: 25	R: 1 E: 0 K: 1 S: 11	H: 1 LOB: 0 BB: 0 P: 19	R: 0 E: 0 K: 1 S: 5	H: 0 LOB: 0 BB: 0 P: 7	R: 0 E: 0 K: 1 S: 11	H: 1 LOB: 1 BB: 0 P: 14	R: 0 E: 0 K: 1 S: 9	H: 1 LOB: 0 BB: 0 P: 10		R: 1 E: 0 K: 0 S: 6	H: 1 LOB: 0 BB: 0 P: 9	1B: 5 2B: 2 3B: 0 HR: 2	SF: 0 SAC: 0 DP: 0 HBP: 0	WP: 0 PB: 0 CS: 0	PA: 36				
<b>PITCHER</b>	IP	WLS	BF	H	R	ER	SO	BB	IBB	HBP	BLK	WP	HR	S	P	ERA	WHIP										
36 Chris Jakubauskas, R ERA: 5.14	5.0		21	6	3	3	6	0	1	0	0	0	1	56	88	5.40	1.200										
43 Jim Johnson, R ERA: 2.57	2.0	H	7	1	0	0	2	0	0	0	0	0	0	16	21	0.00	0.500										
19 Koji Uehara, R ERA: 2.93	2.0		8	2	1	1	1	0	0	0	0	0	1	15	19	4.50	1.000										





Batter	1	2	3	4	5	6	7	8	9	AB	R	H	RBI	BB	SO	LOB	TOP			
51 Ichiro Suzuki, L OBP: 0.327, SLG: 0.336										5	1	2	0	0	0	2	<b>Seattle Mariners @ Washington Nationals</b> Nationals Park, Washington, DC Tue Jun 21 2011, 7:10 PM - 10:05 PM EDT Att: 21,502 - Cloudy - 85 F			
26 Brendan Ryan, R OBP: 0.315, SLG: 0.315										5	2	2	0	0	0	2				
4 Adam Kennedy, L OBP: 0.320, SLG: 0.435										5	1	3	2	0	0	2				
17 Justin Smoak, S OBP: 0.362, SLG: 0.481										4	0	1	0	1	0	3				
13 Dustin Ackley, L OBP: 0.267, SLG: 0.600										4	0	1	2	0	0	2				
8 Carlos Peguero, L OBP: 0.257, SLG: 0.410										4	0	0	0	0	2	4				
56 Greg Halman, R OBP: 0.414, SLG: 0.571										0	0	0	0	0	0	0				
21 Franklin Gutierrez, R OBP: 0.242, SLG: 0.274										4	1	3	0	0	0	0				
5 Chris Gimenez, R OBP: 0.313, SLG: 0.205										3	0	0	0	1	1	2				
58 Doug Fister, L OBP: 0.333, SLG: 0.333										3	0	1	1	0	1	2				
43 Brandon League, R OBP: 0.323, SLG: 0.352										0	0	0	0	0	0	0				
39 David Pauley, R OBP: 0.377, SLG: 0.467										0	0	0	0	0	0	0				
<b>Inning Stats</b>	R: 2 E: 0 K: 0 S: 14	H: 4 LOB: 1 BB: 0 P: 20	R: 0 E: 0 K: 0 S: 5	H: 1 LOB: 1 BB: 0 P: 7	R: 1 E: 0 K: 1 S: 8	H: 1 LOB: 1 BB: 1 P: 16	R: 1 E: 0 K: 1 S: 12	H: 2 LOB: 0 BB: 0 P: 21	R: 1 E: 1 K: 0 S: 13	H: 2 LOB: 1 BB: 0 P: 19	R: 0 E: 0 K: 1 S: 9	H: 0 LOB: 0 BB: 0 P: 12	R: 0 E: 0 K: 0 S: 9	H: 1 LOB: 1 BB: 0 P: 14	R: 0 E: 0 K: 1 S: 13	H: 1 LOB: 2 BB: 1 P: 19	1B: 11 2B: 3 3B: 0 HR: 0	SF: 0 SAC: 1 DP: 2 HBP: 0	WP: 0 PB: 0 CS: 2	PA: 40
<b>PITCHER</b>	IP WLS BF H R ER SO BB IBB HBP BLK WP HR S P ERA WHIP																			
61 Livan Hernandez, R ERA: 3.97	4.0	21	10	5	4	2	1	0	0	0	0	0	0	0	43	70	9.00	2.750		
52 Ryan Mattheus, R ERA: 3.68	2.0	6	0	0	0	1	0	0	0	0	0	0	0	18	25	0.00	0.000			
23 Collin Balester, R ERA: 3.68	2.0	9	2	0	0	1	1	0	0	0	0	0	0	22	33	0.00	1.500			
60 Todd Coffey, R ERA: 2.25	1.0	W	4	1	0	0	0	0	0	0	0	0	0	11	16	0.00	1.000			



Batter	1	2	3	4	5	6	7	8	9	AB	R	H	RBI	BB	SO	LOB	BOTTOM					
28 Javson Werth, R OBP: 0.334, SLG: 0.409										3	1	1	0	1	0	0	<b>Seattle Mariners @ Washington Nationals</b> Nationals Park, Washington, DC Tue Jun 21 2011, 7:10 PM - 10:05 PM EDT Att: 21,502 - Cloudy - 85 F					
2 Roger Bernadina, L OBP: 0.340, SLG: 0.409										3	0	1	1	1	1	1						
11 Ryan Zimmerman, R OBP: 0.377, SLG: 0.467										4	0	1	0	0	0	5						
19 Laynce Nix, L OBP: 0.317, SLG: 0.524										3	0	0	0	0	1	1						
15 Jerry Hairston, R OBP: 0.323, SLG: 0.352										1	1	1	1	0	0	0						
38 Michael Morse, R OBP: 0.355, SLG: 0.558										4	1	1	0	0	0	0						
8 Danny Espinosa, S OBP: 0.320, SLG: 0.467										4	1	1	1	0	1	0						
3 Wilson Ramos, R OBP: 0.325, SLG: 0.417										4	1	1	3	0	0	0						
61 Livan Hernandez, R ERA: 3.97										1	0	0	0	0	0	0						
52 Ryan Mattheus, R ERA: 3.68										0	0	0	0	0	0	0						
43 Brian Bixler, R OBP: 0.295, SLG: 0.192										0	0	0	0	0	0	0						
23 Collin Balester, R ERA: 3.68										0	0	0	0	0	0	0						
12 Matt Stairs, L OBP: 0.295, SLG: 0.140										1	0	0	0	0	0	0						
60 Todd Coffey, R ERA: 2.25										0	0	0	0	0	0	0						
20 Ian Desmond, R OBP: 0.275, SLG: 0.332										2	1	0	0	0	0	0						
<b>Inning Stats</b>	R: 0 E: 0 K: 0 S: 6	H: 1 LOB: 0 BB: 0 P: 7	R: 0 E: 0 K: 1 S: 8	H: 0 LOB: 0 BB: 0 P: 13	R: 0 E: 0 K: 0 S: 7	H: 0 LOB: 0 BB: 0 P: 9	R: 0 E: 0 K: 1 S: 9	H: 1 LOB: 1 BB: 0 P: 16	R: 0 E: 0 K: 0 S: 7	H: 0 LOB: 0 BB: 0 P: 9	R: 1 E: 0 K: 0 S: 8	H: 1 LOB: 1 BB: 1 P: 18	R: 0 E: 0 K: 1 S: 9	H: 0 LOB: 0 BB: 0 P: 12	R: 0 E: 0 K: 0 S: 11	H: 0 LOB: 0 BB: 0 P: 15	R: 5 E: 1 K: 0 S: 18	H: 4 LOB: 0 BB: 1 P: 29	1B: 6 2B: 0 3B: 0 HR: 1	SF: 0 SAC: 0 DP: 3 HBP: 1	WP: 0 PB: 0 CS: 0	PA: 34
<b>PITCHER</b>	IP WLS BF H R ER SO BB IBB HBP BLK WP HR S P ERA WHIP																					
58 Doug Fister, L ERA: 3.34	8.0	27	3	1	1	3	1	0	1	0	0	0	0	65	99	1.12	0.500					
43 Brandon League, R ERA: 3.62	0.2	5	2	3	2	0	1	0	0	0	0	0	0	15	25	27.00	4.500					
39 David Pauley, R ERA: 1.56	0.0	L	2	2	2	0	0	0	0	0	1	3	4	∞	∞	∞	∞					









Batter	1	2	3	4	5	6	7	8	9	AB	R	H	RBI	BB	SO	LOB	TOP					
51 Ichiro Suzuki, L (1,9) OBP: 0.325, SLG: 0.333	G4-3		G4-3					G3		4	0	1	0	0	0	0	<b>Seattle Mariners @ Washington Nationals</b> Nationals Park, Washington, DC Thu Jun 23 2011, 1:09 PM - 3:45 PM EDT Att: 21,161 - Overcast - 84 F					
13 Dustin Ackley, L (1,4) OBP: 0.200, SLG: 0.526	G5-3							G4-3		3	0	0	0	1	0	2						
4 Adam Kennedy, L (1,5) OBP: 0.313, SLG: 0.426	G3-1							G5-3		4	0	0	0	0	0	3						
17 Justin Smoak, S (1,3) OBP: 0.366, SLG: 0.488										3	0	2	0	1	0	1						
9 Chone Figgins, S (9, PR) OBP: 0.236, SLG: 0.254										0	0	0	0	0	0	0						
30 Miguel Olivo, R (1,2) OBP: 0.275, SLG: 0.404										4	0	0	0	0	2	3						
20 Mike Carp, L (1,7) OBP: 0.324, SLG: 0.214										3	0	0	0	1	1	2						
21 Franklin Gutierrez, R (1,8) OBP: 0.226, SLG: 0.255										3	0	0	0	0	1	3						
2 Jack Wilson, R (1,6) OBP: 0.256, SLG: 0.254										3	0	0	0	0	1	2						
36 Michael Pineda, R (1,1) OBP: 0.200, SLG: 0.200										2	0	1	0	0	1	0						
8 Carlos Peguero, L (8, PH) OBP: 0.254, SLG: 0.406										1	0	0	0	0	0	0						
39 David Pauley, R (8,1) OBP: 0.282, SLG: 0.347										0	0	0	0	0	0	0						
46 Chris Ray, R (9,1) OBP: 0.315, SLG: 0.524										0	0	0	0	0	0	0						
<b>Inning Stats</b>	R: 0 E: 0 K: 0 S: 5	H: 0 LOB: 0 BB: 0 P: 5	R: 0 E: 0 K: 0 S: 11	H: 0 LOB: 1 BB: 1 P: 18	R: 0 E: 0 K: 1 S: 9	H: 0 LOB: 0 BB: 0 P: 12	R: 0 E: 0 K: 0 S: 4	H: 0 LOB: 0 BB: 1 P: 10	R: 0 E: 0 K: 1 S: 8	H: 0 LOB: 0 BB: 0 P: 10	R: 0 E: 0 K: 1 S: 13	H: 2 LOB: 2 BB: 0 P: 18	R: 0 E: 0 K: 1 S: 11	H: 1 LOB: 2 BB: 1 P: 21	R: 0 E: 0 K: 0 S: 9	H: 0 LOB: 0 BB: 0 P: 14	R: 0 E: 0 K: 2 S: 12	H: 1 LOB: 1 BB: 0 P: 18	1B: 3 2B: 1 3B: 0 HR: 0	SF: 0 SAC: 0 DP: 1 HBP: 0	WP: 0 PB: 0 SB: 0 CS: 0	PA: 33
<b>PITCHER</b>	IP WLS BF H R ER SO BB IBB HBP BLK WP HR S P ERA WHIP	8.0 W 29 3 0 0 4 3 0 0 0 0 0 70 108 0.00 0.750	1.0 W 4 1 0 0 2 0 0 0 0 0 0 12 18 0.00 1.000	<b>PITCHER</b>										IP WLS BF H R ER SO BB IBB HBP BLK WP HR S P ERA WHIP	ERA WHIP							

AB	30
R	0
H	4
RBI	0
BB	3
SO	6
LOB	16



Batter	1	2	3	4	5	6	7	8	9	AB	R	H	RBI	BB	SO	LOB	BOTTOM					
2 Roger Bernadina, L (1,8) OBP: 0.331, SLG: 0.404	B2-3									4	0	1	0	0	2	0	<b>Seattle Mariners @ Washington Nationals</b> Nationals Park, Washington, DC Thu Jun 23 2011, 1:09 PM - 3:45 PM EDT Att: 21,161 - Overcast - 84 F					
28 Jayson Werth, R (1,9) OBP: 0.342, SLG: 0.412										2	0	1	0	2	0	0						
11 Ryan Zimmerman, R (1,5) OBP: 0.351, SLG: 0.418										4	0	0	0	0	0	4						
38 Michael Morse, R (1,3) OBP: 0.352, SLG: 0.546										4	0	2	0	0	2	0						
43 Brian Bixler, R (9, PR) OBP: 0.236, SLG: 0.194										0	0	0	0	0	0	0						
8 Danny Espinosa, S (1,4) OBP: 0.321, SLG: 0.464										4	1	1	0	0	2	3						
7 Ivan Rodriguez, R (1,2) OBP: 0.282, SLG: 0.347										3	0	0	0	0	1	4						
15 Jerry Hairston, R (1,7) OBP: 0.322, SLG: 0.349										4	0	1	0	0	1	3						
21 Jason Marquis, L (1,1) OBP: 0.229, SLG: 0.257										3	0	0	0	0	1	2						
36 Tyler Clippard, R (9,1) ERA: 1.52										0	0	0	0	0	0	0						
19 Lavnce Nix, L (9, PH) OBP: 0.315, SLG: 0.524										0	0	0	1	0	0	0						
20 Ian Desmond, R (1,6) OBP: 0.269, SLG: 0.323										3	0	0	0	0	1	0						
<b>Inning Stats</b>	R: 0 E: 0 K: 0 S: 6	H: 1 LOB: 0 BB: 0 P: 8	R: 0 E: 0 K: 2 S: 10	H: 0 LOB: 0 BB: 0 P: 12	R: 0 E: 0 K: 1 S: 9	H: 0 LOB: 0 BB: 0 P: 13	R: 0 E: 0 K: 2 S: 17	H: 2 LOB: 3 BB: 1 P: 26	R: 0 E: 0 K: 1 S: 6	H: 0 LOB: 0 BB: 0 P: 8	R: 0 E: 0 K: 1 S: 9	H: 0 LOB: 0 BB: 0 P: 16	R: 0 E: 0 K: 2 S: 13	H: 1 LOB: 2 BB: 0 P: 14	R: 0 E: 0 K: 1 S: 10	H: 0 LOB: 1 BB: 1 P: 19	R: 1 E: 0 K: 0 S: 9	H: 2 LOB: 2 BB: 0 P: 11	1B: 4 2B: 3 3B: 0 HR: 0	SF: 1 SAC: 1 DP: 1 HBP: 0	WP: 1 PB: 0 SB: 0 CS: 0	PA: 35
<b>PITCHER</b>	IP WLS BF H R ER SO BB IBB HBP BLK WP HR S P ERA WHIP	7.0 L 26 4 0 0 1 1 0 0 0 0 0 10 19 0.00 1.000	1.0 L 5 2 1 1 0 0 0 0 0 0 0 9 11 13.50 3.000	<b>PITCHER</b>										IP WLS BF H R ER SO BB IBB HBP BLK WP HR S P ERA WHIP	ERA WHIP							





Batter	1	2	3	4	5	6	7	8	9	10	11	12	13	14	AB	R	H	RBI	BB	SO	LOB	TOP						
28 Jayson Werth, R OBP: 0.340, SLG: 0.409 (1, 9)															7	1	1	0	1	4	3							
2 Roger Bernadina, L OBP: 0.339, SLG: 0.405 (1, 8)															8	2	4	1	0	1	3							
11 Ryan Zimmerman, R OBP: 0.341, SLG: 0.405 (1, 5)															7	0	1	2	1	2	2							
19 Laynce Nix, L OBP: 0.317, SLG: 0.534 (1, 10)															8	2	3	1	0	2	4							
38 Michael Morse, R OBP: 0.358, SLG: 0.561 (1, 3)															5	1	2	2	1	1	4							
8 Danny Espinosa, S OBP: 0.320, SLG: 0.460 (1, 4)															7	0	2	0	0	3	3							
3 Wilson Ramos, R OBP: 0.319, SLG: 0.402 (1, 2)															6	1	1	0	1	3	5							
15 Jerry Hairston, R OBP: 0.332, SLG: 0.356 (1, 7)															2	0	2	0	1	0	0							
43 Brian Bixler, R OBP: 0.316, SLG: 0.265 (8, 7)															3	1	2	1	0	0	2							
20 Ian Desmond, R OBP: 0.260, SLG: 0.320 (1, 6)															6	1	1	1	0	1	4							
<b>Inning Stats</b>	R: 0 E: 0 K: 2 S: 8	H: 0 LOB: 0 BB: 0 P: 13	R: 0 E: 0 K: 2 S: 8	H: 1 LOB: 1 BB: 0 P: 12	R: 0 E: 0 K: 1 S: 10	H: 1 LOB: 2 BB: 1 P: 21	R: 0 E: 0 K: 0 S: 9	H: 1 LOB: 1 BB: 0 P: 18	R: 0 E: 0 K: 0 S: 9	H: 1 LOB: 1 BB: 0 P: 13	R: 0 E: 0 K: 0 S: 8	H: 1 LOB: 0 BB: 1 P: 15	R: 2 E: 0 K: 0 S: 11	H: 2 LOB: 0 BB: 1 P: 15	R: 1 E: 0 K: 1 S: 10	H: 2 LOB: 1 BB: 0 P: 14	R: 0 E: 0 K: 1 S: 8	H: 1 LOB: 2 BB: 0 P: 13	R: 1 E: 0 K: 2 S: 20	H: 3 LOB: 2 BB: 0 P: 28	R: 0 E: 1 K: 2 S: 13	H: 1 LOB: 2 BB: 1 P: 18	R: 4 E: 1 K: 2 S: 21	H: 3 LOB: 1 BB: 1 P: 32	1B: 13 2B: 4 3B: 0 HR: 2	SF: 0 SAC: 2 DP: 0 HBP: 1	WP: 0 PB: 0 SB: 4 CS: 0	PA: 67
<b>PITCHER</b>	IP: 7.0 WLS: 4 ERA: 4.13	BF: 28 H: 5 R: 0 ER: 0 SO: 6 BB: 2 IBB: 0 HBP: 0 BLK: 0	WP: 0 HR: 0 S: 64 P: 106	ERA: 0.00 WHIP: 1.000	IP: 2.0 WLS: 1 ERA: 2.86	BF: 10 H: 4 R: 1 ER: 0 SO: 3 BB: 0 IBB: 2 HBP: 0 BLK: 0	WP: 0 HR: 0 S: 34 P: 50	ERA: 4.50 WHIP: 2.000																				
33 Edwin Jackson, R ERA: 4.13	49 Chris Sale, L ERA: 4.45	40 Brian Bruney, R ERA: 5.14	77 Will Ohman, L ERA: 4.95	46 Sergio Santos, R ERA: 3.25	26 Jesse Crain, R ERA: 2.86	37 Matt Thornton, L ERA: 3.66																						

Washington Nationals @ Chicago White Sox  
U.S. Cellular Field, Chicago, IL  
Fri Jun 24 2011, 8:11 PM - 1:08 AM EDT  
Att: 23,856 - Cloudy - 66 F

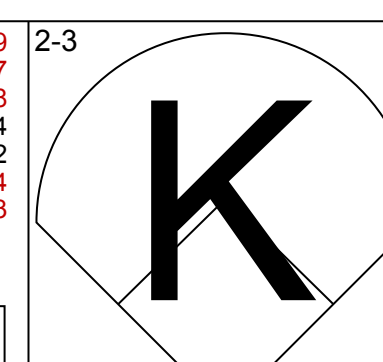
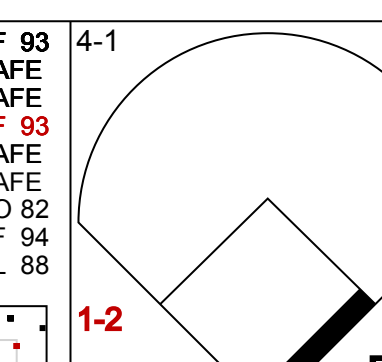
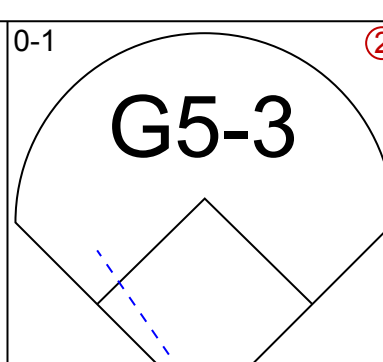
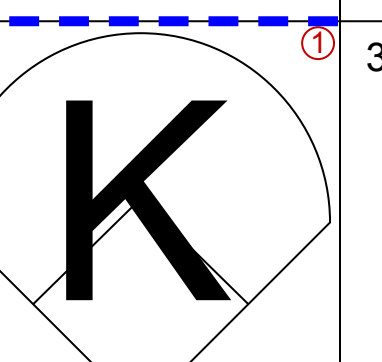
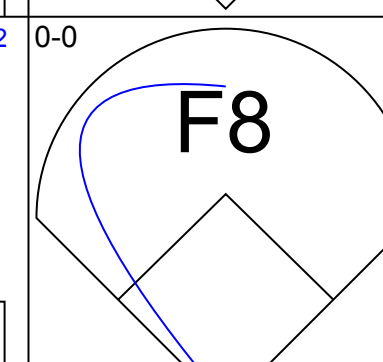
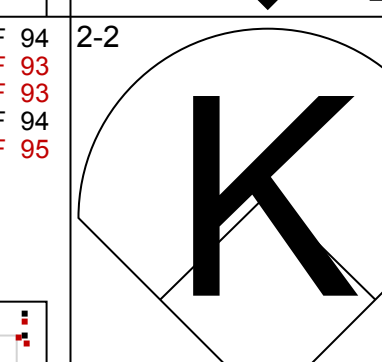
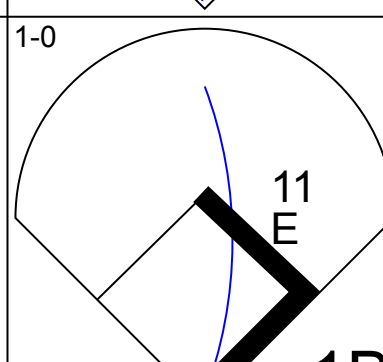
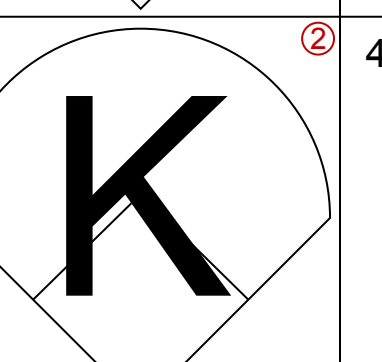
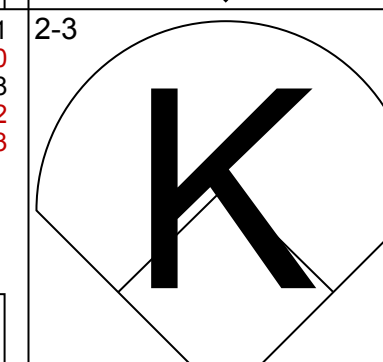
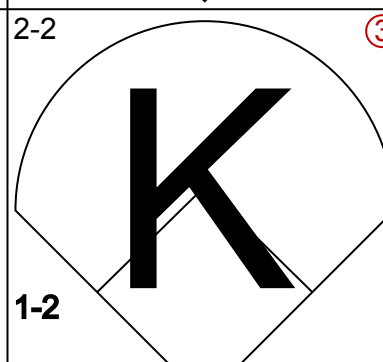
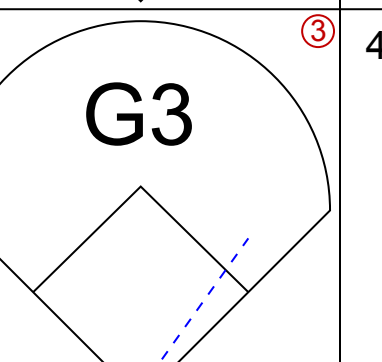
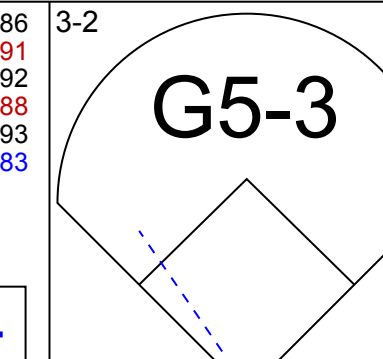
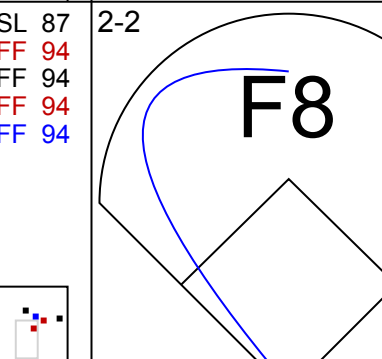
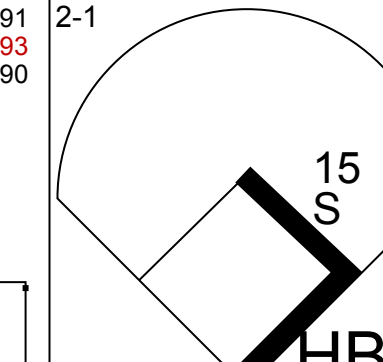
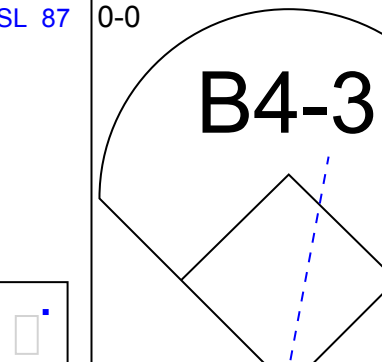
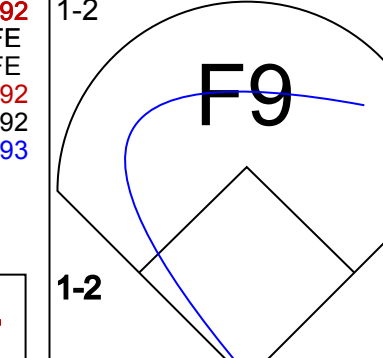
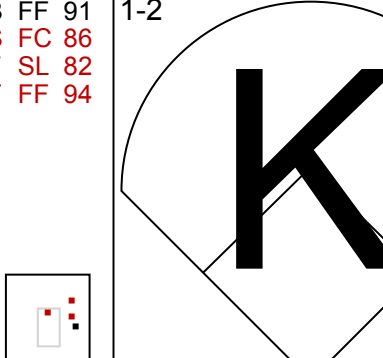
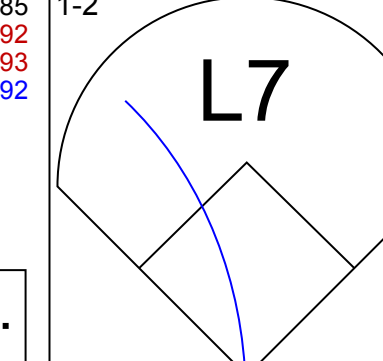
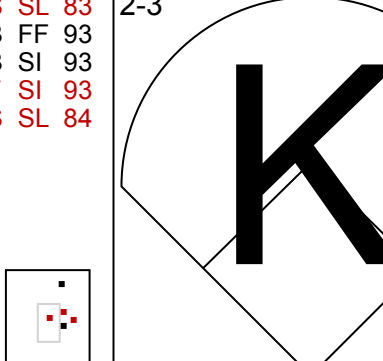
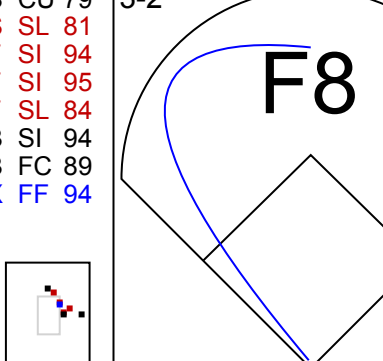

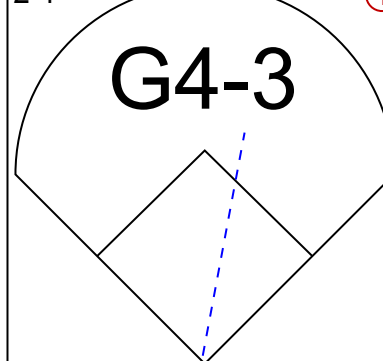
AB 59  
R 9  
H 19  
RBI 8  
BB 5  
SO 17  
LOB 30

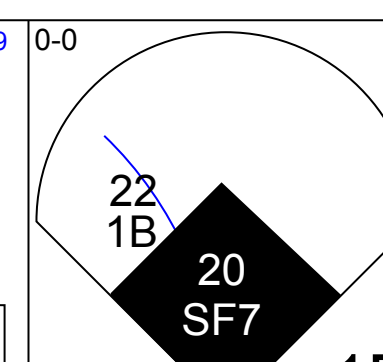
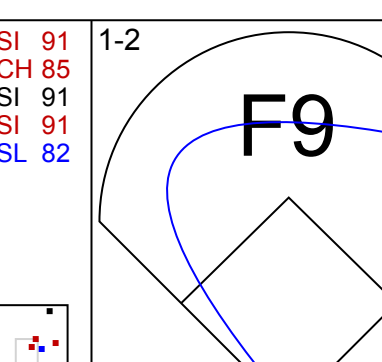
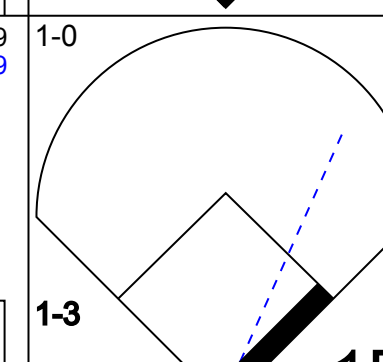

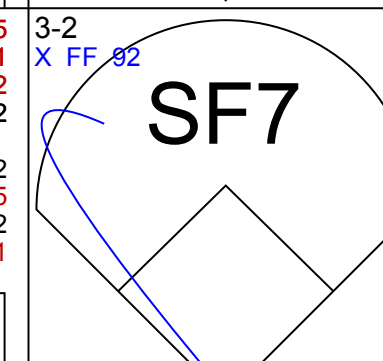
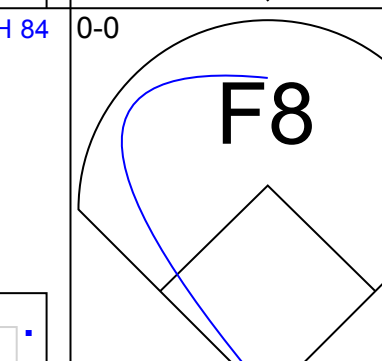
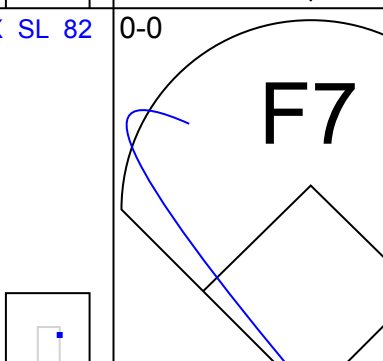
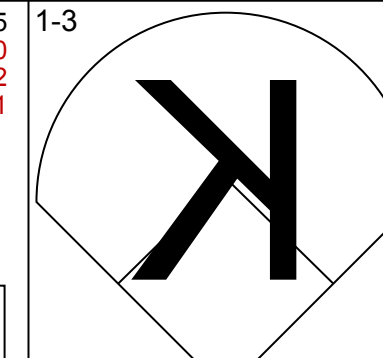
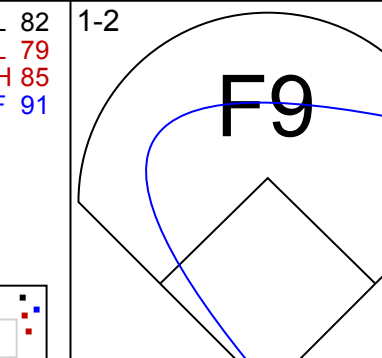
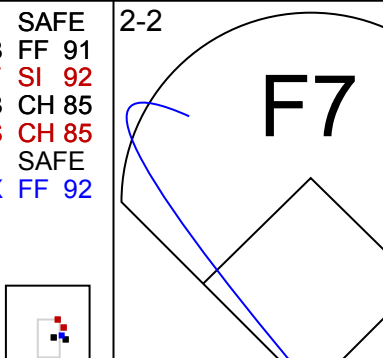
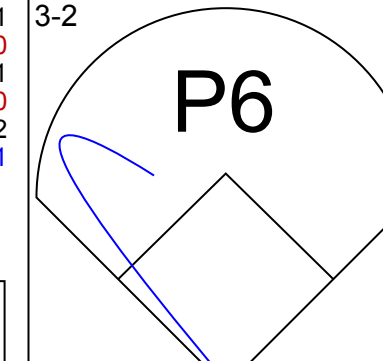
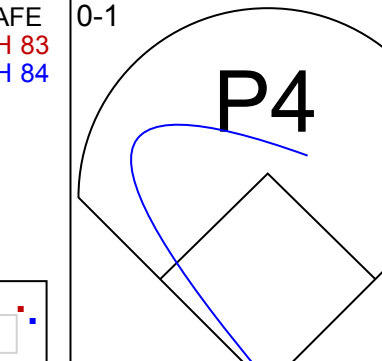
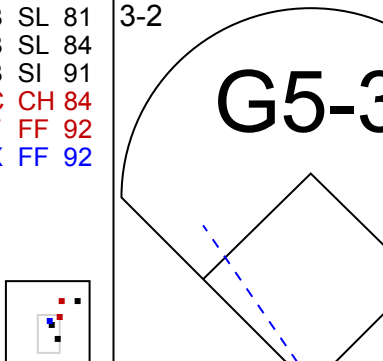












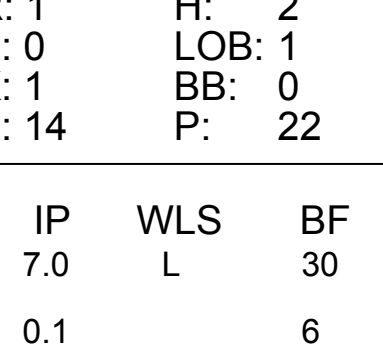
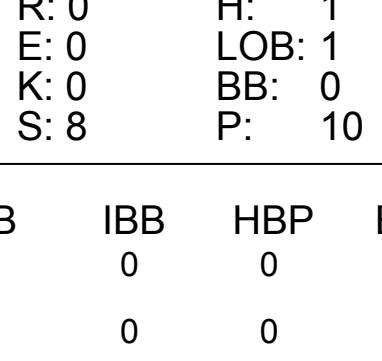
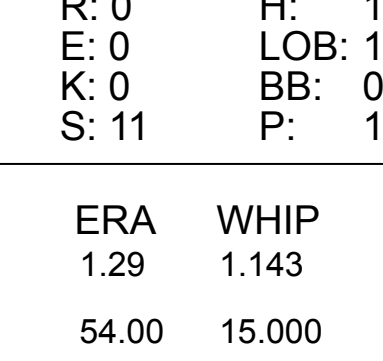



Batter	1	2	3	4	5	6	7	8	9	10	11	12	13	14	AB	R	H	RBI	BB	SO	LOB	BOTTOM		
1 Juan Pierre, L OBP: 0.310, SLG: 0.289 (1, 7)															6	0	0	0	1	0	4			
22 Brent Morel, R OBP: 0.253, SLG: 0.303 (1, 5)															7	0	1	0	0	1	0			
10 Alexei Ramirez, R OBP: 0.347, SLG: 0.419 (1, 6)															7	0	2	0	0	1	2			
14 Paul Konerko, R OBP: 0.398, SLG: 0.598 (1, 3)															4	0	1	0	1	0	3			
11 Omar Vizquel, S OBP: 0.396, SLG: 0.347 (10, PR)															7	0	2	0	0	2	4			
44 Adam Dunn, L OBP: 0.314, SLG: 0.326 (1, 10)															6	0	2	0	1	0	2			
51 Alex Rios, R OBP: 0.272, SLG: 0.331 (1, 8)															6	0	2	0	1	0	2			
12 A.J. Pierzynski, L OBP: 0.333, SLG: 0.395 (1, 2)															5	2	3	1	1	0	2			
18 Brent Lillibridge, R OBP: 0.376, SLG: 0.529 (1, 9)															5	1	1	0	0	3	4			
15 Gordon Beckham, R OBP: 0.304, SLG: 0.319 (1, 4)															3	0	1	0	0	1	2			
23 Mark Teahen, L ERA: 2.07 (10, 9)															3	1	1	3	0	0	3			
<b>Inning Stats</b>	R: 0 E: 1 K: 1 S: 12	H: 1 LOB: 2 BB: 1 P: 20	R: 0 E: 0 K: 0 S: 9	H: 2 LOB: 2 BB: 0 P: 14	R: 0 E: 0 K: 0 S: 8	H: 1 LOB: 0 BB: 0 P: 12	R: 0 E: 0 K: 1 S: 8	H: 1 LOB: 1 BB: 0 P: 12	R: 0 E: 0 K: 1 S: 10	H: 1 LOB: 2 BB: 0 P: 18	R: 0 E: 0 K: 0 S: 8	H: 3 LOB: 3 BB: 0 P: 21	R: 1 E: 0 K: 1 S: 12	H: 1 LOB: 1 BB: 0 P: 16	R: 0 E: 0 K: 1 S: 14	H: 0 LOB: 0 BB: 0 P: 18	R: 0 E: 0 K: 1 S: 8	H: 0 LOB: 1 BB: 0 P: 10	R: 0 E: 0 K: 0 S: 10	H: 2 LOB: 1 BB: 0 P: 15	1B: 12 2B: 1 3B: 0 HR: 2	SF: 0 SAC: 0 DP: 2 HBP: 1	WP: 1 PB: 0 SB: 0 CS: 0	PA: 60
<b>PITCHER</b>	IP: 7.0 WLS: 4 ERA: 2.86	BF: 26 H: 6 R: 0 ER: 0 SO: 4 BB: 6 IBB: 0 HBP: 0 BLK: 0	WP: 0 HR: 0 S: 66 P: 94	ERA: 0.00 WHIP: 1.000	IP: 1.0 WLS: 1 ERA: 2.01	BF: 4 H: 1 R: 1 ER: 0 SO: 0 BB: 0 IBB: 0 HBP: 0 BLK: 0	WP: 0 HR: 0 S: 14 P: 18	ERA: 9.00 WHIP: 1.000	IP: 2.0 WLS: 1 ERA: 2.89	BF: 7 H: 2 R: 0 ER: 0 SO: 1 BB: 0 IBB: 0 HBP: 0 BLK: 0	WP: 0 HR: 0 S: 10 P: 16	ERA: 0.00 WHIP: 1.000												
27 Jordan Zimmerman, R ERA: 2.86	63 Henry Alberto Rodriguez, R ERA: 1.64	17 Sean Burnett, L ERA: 5.19	22 Drew Storen, R ERA: 2.07	60 Todd Coffey, R ERA: 2.48	52 Ryan Mattheus, R ERA: 2.01	36 Tyler Clippard, R ERA: 2.01	23 Coltin Balester, R ERA: 2.89																	

Washington Nationals @ Chicago White Sox  
U.S. Cellular Field, Chicago, IL  
Fri Jun 24 2011, 8:11 PM - 1:08 AM EDT  
Att: 23,856 - Cloudy - 66 F

AB 55  
R 5  
H 15  
RBI 4  
BB 4  
SO 8  
LOB 27



Batter	1	2	3	4	5	6	7	8	9	AB	R	H	RBI	BB	SO	LOB	TOP										
28 Jayson Werth, R OBP: 0.339, SLG: 0.404										3	0	0	0	1	2	0	<b>Washington Nationals @ Chicago White Sox</b> U.S. Cellular Field, Chicago, IL Sat Jun 25 2011, 4:13 PM - 7:05 PM EDT Att: 23,008 - Cloudy - 72 F										
20 Ian Desmond, R OBP: 0.266, SLG: 0.319										4	0	1	0	0	2	1											
11 Ryan Zimmerman, R OBP: 0.326, SLG: 0.385										4	0	0	0	0	3	1											
38 Michael Morse, R OBP: 0.354, SLG: 0.554										3	0	0	0	0	1	0											
8 Danny Espinosa, S OBP: 0.321, SLG: 0.456										2	0	0	0	0	1	0											
15 Jerry Hairston, R OBP: 0.327, SLG: 0.351										3	0	0	0	0	1	1											
7 Ivan Rodriguez, R OBP: 0.274, SLG: 0.337										3	0	0	0	0	2	1											
43 Brian Bixler, R OBP: 0.300, SLG: 0.250										2	0	0	0	0	0	0											
19 Laynce Nix, L OBP: 0.316, SLG: 0.531										1	0	0	0	0	0	0											
2 Roger Bernadina, L OBP: 0.339, SLG: 0.407										3	0	1	0	0	1	0											
<b>Inning Stats</b>	R: 0 K: 2 S: 9	H: 0 LOB: 0 BB: 0 P: 13	R: 0 K: 0 S: 10	H: 0 LOB: 1 BB: 0 P: 17	R: 0 K: 1 S: 10	H: 1 LOB: 1 BB: 1 P: 21	R: 0 K: 1 S: 7	H: 0 LOB: 0 BB: 0 P: 10	R: 0 K: 2 S: 11	H: 0 LOB: 0 BB: 0 P: 17	R: 0 K: 1 S: 8	H: 1 LOB: 1 BB: 0 P: 13	R: 0 K: 2 S: 11	H: 0 LOB: 0 BB: 0 P: 13	R: 0 K: 2 S: 8	H: 0 LOB: 0 BB: 0 P: 12	R: 0 K: 2 S: 8	H: 0 LOB: 0 BB: 0 P: 13	1B: 2 2B: 0 3B: 0 HR: 0	SF: 0 SAC: 0 DP: 0 HBP: 1	WP: 0 PB: 0 SB: 1 CS: 1	PA: 30					
<b>PITCHER</b>	IP	WLS	BF	H	R	ER	SO	BB	IBB	HBP	BLK	WP	HR	S	P	ERA	WHIP										
50 John Danks, L ERA: 4.21	1.2		6	0	0	0	2	0	0	1	0	0	0	16	26	0.00	0.000										
40 Brian Bruney, R ERA: 3.95	2.1		8	1	0	0	2	1	0	0	0	0	0	20	35	0.00	0.857										
44 Jake Peavy, R ERA: 4.23	4.0	W	13	1	0	0	7	0	0	0	0	0	0	38	55	0.00	0.250										
46 Sergio Santos, R ERA: 3.16	1.0	S	3	0	0	0	2	0	0	0	0	0	0	8	13	0.00	0.000										

Batter	1	2	3	4	5	6	7	8	9	AB	R	H	RBI	BB	SO	LOB	BOTTOM										
18 Brent Lillibridge, R OBP: 0.368, SLG: 0.514										5	1	1	0	0	2	7	<b>Washington Nationals @ Chicago White Sox</b> U.S. Cellular Field, Chicago, IL Sat Jun 25 2011, 4:13 PM - 7:05 PM EDT Att: 23,008 - Cloudy - 72 F										
22 Brent Morel, R OBP: 0.283, SLG: 0.313										4	0	3	0	0	0	0											
20 Carlos Quentin, R OBP: 0.353, SLG: 0.529										3	0	0	1	0	0	2											
14 Paul Konerko, R OBP: 0.396, SLG: 0.593										4	0	1	0	0	1	3											
11 Omar Vizquel, S OBP: 0.306, SLG: 0.347										0	1	0	0	0	0	0											
10 Alexei Ramirez, R OBP: 0.342, SLG: 0.414										4	0	0	0	0	1	4											
44 Adam Dunn, L OBP: 0.313, SLG: 0.322										3	0	0	0	1	3	0											
23 Mark Teahen, L OBP: 0.304, SLG: 0.319										0	1	0	0	0	0	0											
51 Alex Rios, R OBP: 0.279, SLG: 0.337										4	0	3	0	0	0	0											
27 Ramon Castro, R OBP: 0.303, SLG: 0.417										3	0	2	2	1	1	1											
15 Gordon Beckham, R OBP: 0.293, SLG: 0.341										3	0	0	0	1	1	4											
<b>Inning Stats</b>	R: 1 K: 1 S: 14	H: 2 LOB: 1 BB: 0 P: 22	R: 0 K: 3 S: 12	H: 1 LOB: 2 BB: 0 P: 18	R: 0 K: 0 S: 8	H: 1 LOB: 1 BB: 0 P: 10	R: 0 K: 1 S: 12	H: 1 LOB: 2 BB: 1 P: 21	R: 0 K: 0 S: 11	H: 1 LOB: 1 BB: 0 P: 19	R: 0 K: 2 S: 8	H: 1 LOB: 1 BB: 0 P: 13	R: 0 K: 1 S: 7	H: 0 LOB: 0 BB: 0 P: 9	R: 2 K: 1 S: 16	H: 3 LOB: 3 BB: 2 P: 31	1B: 10 2B: 0 3B: 0 HR: 0	SF: 1 SAC: 0 DP: 0 HBP: 0	WP: 1 PB: 1 SB: 1 CS: 3	PA: 37							
<b>PITCHER</b>	IP	WLS	BF	H	R	ER	SO	BB	IBB	HBP	BLK	WP	HR	S	P	ERA	WHIP										
32 Tom Gorzelanny, L ERA: 4.18	7.0	L	30	7	1	1	8	1	0	0	0	0	0	72	112	1.29	1.143										
63 Henry Alberto Rodriguez, R ERA: 2.42	0.1		6	3	2	2	1	2	0	0	0	1	0	13	25	54.00	15.000										
52 Ryan Mattheus, R ERA:	0.2		1	0	0	0	0	0	0	0	0	0	0	3	6	0.00	0.000										




Batter	1	2	3	4	5	6	7	8	9	AB	R	H	RBI	BB	SO	LOB	TOP				
2 Roger Bernadina, L (1, 8) OBP: 0.337, SLG: 0.400	P5			G6-4-3 HBP		G4-3		B1		3	0	0	0	0	0	1					
28 Jayson Werth, R (1, 9) OBP: 0.334, SLG: 0.399	G1-3			K		G5-3		K		4	0	0	0	0	2	2					
11 Ryan Zimmerman, R (1, 5) OBP: 0.312, SLG: 0.366	G1-3			G6-4-3			K	G1-3		4	0	0	0	0	1	1					
19 Laynce Nix, L (1, 10) OBP: 0.309, SLG: 0.519		K2-3				K		G4-3		4	0	0	0	0	2	0					
38 Michael Morse, R (1, 3) OBP: 0.352, SLG: 0.546		G5-3				F8				3	1	0	0	1	1	0					
8 Danny Espinosa, S (1, 4) OBP: 0.323, SLG: 0.466		F8								3	1	1	2	1	0	0					
3 Wilson Ramos, R (1, 2) OBP: 0.319, SLG: 0.398				F7		P4				2	0	0	0	1	0	1					
15 Jerry Hairston, R (1, 7) OBP: 0.332, SLG: 0.356				G1-3						3	0	2	0	0	0	0					
13 Alex Cora, L (1, 6) OBP: 0.299, SLG: 0.280				G3-1						2	0	0	0	0	0	1					
20 Ian Desmond, R (7, PH) OBP: 0.265, SLG: 0.318										1	0	0	0	0	1	2					
<b>Inning Stats</b>	R: 0 E: 0 K: 0 S: 9	H: 0 LOB: 0 BB: 0 P: 16	R: 0 E: 0 K: 1 S: 9	H: 0 LOB: 0 BB: 0 P: 12	R: 0 E: 0 K: 0 S: 6	H: 0 LOB: 0 BB: 0 P: 11	R: 0 E: 0 K: 1 S: 9	H: 0 LOB: 1 BB: 0 P: 12	R: 0 E: 0 K: 1 S: 14	H: 1 LOB: 1 BB: 0 P: 12	R: 2 E: 0 K: 2 S: 15	H: 2 LOB: 2 BB: 2 P: 27	R: 0 E: 0 K: 1 S: 8	H: 0 LOB: 0 BB: 0 P: 9	R: 0 E: 0 K: 1 S: 10	H: 0 LOB: 0 BB: 0 P: 14	1B: 2 2B: 0 3B: 0 HR: 1	SF: 0 SAC: 0 DP: 1 HBP: 1	WP: 0 PB: 0 CS: 0	PA: 33	
<b>PITCHER</b>	IP WLS BF H R ER SO BB IBB HBP BLK WP HR S P ERA WHIP	IP WLS BF H R ER SO BB IBB HBP BLK WP HR S P ERA WHIP	IP WLS BF H R ER SO BB IBB HBP BLK WP HR S P ERA WHIP	IP WLS BF H R ER SO BB IBB HBP BLK WP HR S P ERA WHIP	IP WLS BF H R ER SO BB IBB HBP BLK WP HR S P ERA WHIP	IP WLS BF H R ER SO BB IBB HBP BLK WP HR S P ERA WHIP	IP WLS BF H R ER SO BB IBB HBP BLK WP HR S P ERA WHIP	IP WLS BF H R ER SO BB IBB HBP BLK WP HR S P ERA WHIP	IP WLS BF H R ER SO BB IBB HBP BLK WP HR S P ERA WHIP	IP WLS BF H R ER SO BB IBB HBP BLK WP HR S P ERA WHIP	IP WLS BF H R ER SO BB IBB HBP BLK WP HR S P ERA WHIP	IP WLS BF H R ER SO BB IBB HBP BLK WP HR S P ERA WHIP	IP WLS BF H R ER SO BB IBB HBP BLK WP HR S P ERA WHIP	IP WLS BF H R ER SO BB IBB HBP BLK WP HR S P ERA WHIP	IP WLS BF H R ER SO BB IBB HBP BLK WP HR S P ERA WHIP	IP WLS BF H R ER SO BB IBB HBP BLK WP HR S P ERA WHIP	IP WLS BF H R ER SO BB IBB HBP BLK WP HR S P ERA WHIP	IP WLS BF H R ER SO BB IBB HBP BLK WP HR S P ERA WHIP	IP WLS BF H R ER SO BB IBB HBP BLK WP HR S P ERA WHIP	IP WLS BF H R ER SO BB IBB HBP BLK WP HR S P ERA WHIP	IP WLS BF H R ER SO BB IBB HBP BLK WP HR S P ERA WHIP

Washington Nationals @ Chicago White Sox  
U.S. Cellular Field, Chicago, IL  
Sun Jun 26 2011, 2:11 PM - 5:05 PM EDT  
Att: 24,057 - Sunny - 72 F

livebaseballscorecards.com

AB 29  
R 2  
H 3  
RBI 2  
BB 3  
SO 7  
LOB 8




Batter	1	2	3	4	5	6	7	8	9	AB	R	H	RBI	BB	SO	LOB	BOTTOM					
1 Juan Pierre, L (1, 7) OBP: 0.311, SLG: 0.294	14 G3 2B		P6				F7		G4-3	5	0	2	0	0	0	0						
11 Omar Vizquel, S (1, 6) OBP: 0.304, SLG: 0.343	F7									4	1	1	0	0	2	3						
20 Carlos Quentin, R (1, 9) OBP: 0.358, SLG: 0.534										3	0	2	0	1	1	0						
14 Paul Konerko, R (1, 3) OBP: 0.394, SLG: 0.588	G3									4	0	1	1	0	0	3						
44 Adam Dunn, L (1, 10) OBP: 0.308, SLG: 0.316										4	0	0	0	0	4	4						
51 Alex Rios, R (1, 8) OBP: 0.275, SLG: 0.332										4	0	0	0	0	1	2						
12 A.J. Pierzynski, L (1, 2) OBP: 0.332, SLG: 0.393										4	0	1	0	0	1	0						
23 Mark Teahen, L (1, 5) OBP: 0.317, SLG: 0.324										2	0	1	0	1	0	1						
18 Brent Lillibridge, R (9, PH) OBP: 0.365, SLG: 0.509										1	0	0	0	0	1	0						
15 Gordon Beckham, R (1, 4) OBP: 0.290, SLG: 0.336										3	0	0	0	0	1	3						
10 Alexei Ramirez, R (9, PH) OBP: 0.341, SLG: 0.413										1	0	0	0	0	0	0						
<b>Inning Stats</b>	R: 0 E: 0 K: 1 S: 11	H: 1 LOB: 2 BB: 1 P: 21	R: 0 E: 0 K: 1 S: 9	H: 1 LOB: 1 BB: 0 P: 16	R: 1 E: 0 K: 1 S: 16	H: 3 LOB: 2 BB: 0 P: 25	R: 0 E: 0 K: 1 S: 13	H: 2 LOB: 2 BB: 0 P: 18	R: 0 E: 0 K: 2 S: 13	H: 0 LOB: 1 BB: 1 P: 20	R: 0 E: 0 K: 2 S: 7	H: 0 LOB: 1 BB: 1 P: 12	R: 0 E: 0 K: 1 S: 11	H: 1 LOB: 1 BB: 0 P: 17	R: 0 E: 0 K: 1 S: 7	H: 0 LOB: 0 BB: 0 P: 12	R: 0 E: 0 K: 1 S: 7	H: 0 LOB: 0 BB: 0 P: 11	1B: 6 2B: 2 3B: 0 HR: 0	SF: 0 SAC: 0 DP: 0 HBP: 0	WP: 0 PB: 0 CS: 0	PA: 37
<b>PITCHER</b>	IP WLS BF H R ER SO BB IBB HBP BLK WP HR S P ERA WHIP	IP WLS BF H R ER SO BB IBB HBP BLK WP HR S P ERA WHIP	IP WLS BF H R ER SO BB IBB HBP BLK WP HR S P ERA WHIP	IP WLS BF H R ER SO BB IBB HBP BLK WP HR S P ERA WHIP	IP WLS BF H R ER SO BB IBB HBP BLK WP HR S P ERA WHIP	IP WLS BF H R ER SO BB IBB HBP BLK WP HR S P ERA WHIP	IP WLS BF H R ER SO BB IBB HBP BLK WP HR S P ERA WHIP	IP WLS BF H R ER SO BB IBB HBP BLK WP HR S P ERA WHIP	IP WLS BF H R ER SO BB IBB HBP BLK WP HR S P ERA WHIP	IP WLS BF H R ER SO BB IBB HBP BLK WP HR S P ERA WHIP	IP WLS BF H R ER SO BB IBB HBP BLK WP HR S P ERA WHIP	IP WLS BF H R ER SO BB IBB HBP BLK WP HR S P ERA WHIP	IP WLS BF H R ER SO BB IBB HBP BLK WP HR S P ERA WHIP	IP WLS BF H R ER SO BB IBB HBP BLK WP HR S P ERA WHIP	IP WLS BF H R ER SO BB IBB HBP BLK WP HR S P ERA WHIP	IP WLS BF H R ER SO BB IBB HBP BLK WP HR S P ERA WHIP	IP WLS BF H R ER SO BB IBB HBP BLK WP HR S P ERA WHIP	IP WLS BF H R ER SO BB IBB HBP BLK WP HR S P ERA WHIP	IP WLS BF H R ER SO BB IBB HBP BLK WP HR S P ERA WHIP	IP WLS BF H R ER SO BB IBB HBP BLK WP HR S P ERA WHIP	IP WLS BF H R ER SO BB IBB HBP BLK WP HR S P ERA WHIP	IP WLS BF H R ER SO BB IBB HBP BLK WP HR S P ERA WHIP

Washington Nationals @ Chicago White Sox  
U.S. Cellular Field, Chicago, IL  
Sun Jun 26 2011, 2:11 PM - 5:05 PM EDT  
Att: 24,057 - Sunny - 72 F

livebaseballscorecards.com

AB 35  
R 1  
H 8  
RBI 1  
BB 2  
SO 11  
LOB 16






Batter	1	2	3	4	5	6	7	8	9	10	AB	R	H	RBI	BB	SO	LOB										
2 Roger Bernadina, L OBP: 0.330, SLG: 0.391 15 Jerry Hairston, R OBP: 0.329, SLG: 0.354 (10, 8)	G4-3		P6		F9			G4-3		P4	4	0	0	0	0	0	1										
28 Jayson Werth, R OBP: 0.329, SLG: 0.391 (1, 9)	P3		K		G5-3			K		K	5	0	0	0	0	3	2										
11 Ryan Zimmerman, R OBP: 0.320, SLG: 0.407 (1, 5)	1B				HR			G4-3		G3	4	1	2	1	0	0	0										
19 Laynce Nix, L OBP: 0.303, SLG: 0.508 (1, 7)	G3				G6-3			P6		F8	4	0	0	0	0	0	1										
38 Michael Morse, R OBP: 0.354, SLG: 0.563 (1, 3)	HR				G6-3			F9		G6-3	4	1	2	1	0	0	0										
8 Danny Espinosa, S OBP: 0.325, SLG: 0.475 (1, 4)	K2-3				G6-3			HR		HR	3	1	1	1	0	1	1										
3 Wilson Ramos, R OBP: 0.313, SLG: 0.389 (1, 2)	G6-3				F8			FC6-4		G5-3	4	0	0	0	0	0	2										
12 Matt Stairs, L OBP: 0.245, SLG: 0.133 43 Brian Bixler, R OBP: 0.293, SLG: 0.243 (10, PH)	K				K			BB		E4	2	0	0	0	1	2	0										
20 Ian Desmond, R OBP: 0.266, SLG: 0.318 (1, 6)	G3				1B			G6-4-3		SH2-3	3	0	1	0	0	0	2										
<b>Inning Stats</b>	R: 0 E: 0 K: 0 S: 13	H: 1 LOB: 0 BB: 19 P: 11	R: 1 E: 0 K: 2 S: 9	H: 1 LOB: 0 BB: 0 P: 11	R: 0 E: 0 K: 1 S: 6	H: 0 LOB: 0 BB: 0 P: 9	R: 1 E: 0 K: 0 S: 8	H: 2 LOB: 1 BB: 0 P: 12	R: 0 E: 0 K: 1 S: 9	H: 1 LOB: 1 BB: 0 P: 12	R: 0 E: 0 K: 0 S: 7	H: 0 LOB: 0 BB: 0 P: 10	R: 0 E: 1 K: 0 S: 4	H: 0 LOB: 1 BB: 1 P: 10	R: 0 E: 0 K: 1 S: 8	H: 0 LOB: 0 BB: 0 P: 10	R: 1 E: 0 K: 0 S: 7	H: 1 LOB: 0 BB: 0 P: 11	R: 0 E: 1 K: 1 S: 7	H: 0 LOB: 1 BB: 0 P: 11	1B: 2 2B: 1 3B: 0 HR: 3	SF: 0 SAC: 1 DP: 1 HBP: 1	WP: 0 PB: 0 SB: 0 CS: 0	PA: 38			
<b>PITCHER</b>	IP	WLS	BF	H	R	ER	SO	BB	IBB	HBP	BLK	WP	HR	S	P	ERA	WHIP										
54 Ervin Santana, R ERA: 4.08 51 Jordan Walden, R ERA: 3.12 37 Scott Downs, L ERA: 1.69	8.0		30	5	2	2	5	1	0	0	0	0	0	1	7	2.25	0.750										
	1.0	B	4	1	1	1	0	0	0	0	0	0	0	1	7	9.00	1.000										
	1.0	W	4	0	0	0	1	0	0	0	0	0	0	7	11	0.00	0.000										

**Washington Nationals @ Los Angeles Angels**  
Angel Stadium of Anaheim, Anaheim, CA  
Mon Jun 27 2011, 7:09 PM - 10:10 PM PDT  
Att: 35,032 - Clear - 76 F

livebaseballscorecards.com

AB	35
R	3
H	6
RBI	3
BB	1
SO	6
LOB	10




Batter	1	2	3	4	5	6	7	8	9	10	AB	R	H	RBI	BB	SO	LOB										
13 Maicer Izturis, S OBP: 0.354, SLG: 0.414 (1, 4)	1B		G6-3		K			P6		1B	5	0	2	1	1	1	2										
2 Erick Aybar, S OBP: 0.324, SLG: 0.424 (1, 6)	1B		F7		L6			FC6		1B	4	0	1	0	0	0	4										
53 Bobby Abreu, L OBP: 0.405, SLG: 0.385 (1, 10)	K				HBP			1B		BB	3	1	2	0	2	1	2										
10 Vernon Wells, R OBP: 0.239, SLG: 0.357 (8, 7)	F8				FC6-4			F7		G6-4-3	5	1	1	0	0	0	6										
47 Howie Kendrick, R OBP: 0.356, SLG: 0.479 (8, 3)	FC6-4				F9			F8		F9	5	0	1	0	0	0	5										
44 Mark Trumbo, R OBP: 0.302, SLG: 0.465 48 Torii Hunter, R OBP: 0.313, SLG: 0.375 (8, 9)	G1-4-3				F8			G5-4-3		P2	3	0	1	0	1	0	3										
6 Alberto Callaspo, S OBP: 0.351, SLG: 0.359 (1, 5)	G1-4-3				1B			G6-3		G6-3	5	2	3	1	0	0	3										
25 Peter Bourjos, R OBP: 0.315, SLG: 0.395 (1, 8)	L8				1B			1B		1B	5	0	4	1	0	0	0										
46 Bobby Wilson, R OBP: 0.294, SLG: 0.276 (1, 2)	L4				1B			1B		1B	3	0	1	1	2	0	1										
<b>Inning Stats</b>	R: 0 E: 0 K: 1 S: 11	H: 2 LOB: 2 BB: 20 P: 20	R: 0 E: 0 K: 0 S: 8	H: 1 LOB: 0 BB: 0 P: 14	R: 0 E: 0 K: 0 S: 5	H: 0 LOB: 0 BB: 0 P: 8	R: 2 E: 0 K: 0 S: 14	H: 4 LOB: 2 BB: 0 P: 21	R: 0 E: 0 K: 1 S: 8	H: 0 LOB: 2 BB: 2 P: 22	R: 1 E: 0 K: 0 S: 16	H: 4 LOB: 3 BB: 1 P: 28	R: 0 E: 0 K: 0 S: 14	H: 1 LOB: 2 BB: 1 P: 24	R: 0 E: 0 K: 0 S: 8	H: 1 LOB: 1 BB: 0 P: 11	R: 0 E: 0 K: 0 S: 5	H: 0 LOB: 0 BB: 0 P: 12	R: 1 E: 0 K: 0 S: 9	H: 3 LOB: 3 BB: 1 P: 17	1B: 15 2B: 1 3B: 0 HR: 0	SF: 0 SAC: 0 DP: 3 HBP: 1	WP: 0 PB: 0 SB: 2 CS: 1	PA: 46			
<b>PITCHER</b>	IP	WLS	BF	H	R	ER	SO	BB	IBB	HBP	BLK	WP	HR	S	P	ERA	WHIP										
31 John Lannan, L ERA: 3.48 52 Ryan Mattheus, R ERA: 63 Henry Alberto Rodriguez, R ERA: 2.19 17 Sean Burnett, L ERA: 5.27	5.2		27	11	3	3	2	2	0	0	0	0	0	16	30	0.00	3.000										
	2.1		8	1	0	0	0	1	0	0	0	0	0	15	28	0.00	0.857										
	0.1	L	5	3	1	1	0	0	1	0	0	0	0	9	17	27.00	9.000										

**Washington Nationals @ Los Angeles Angels**  
Angel Stadium of Anaheim, Anaheim, CA  
Mon Jun 27 2011, 7:09 PM - 10:10 PM PDT  
Att: 35,032 - Clear - 76 F

livebaseballscorecards.com

AB	39
R	4
H	16
RBI	4
BB	6
SO	2
LOB	26

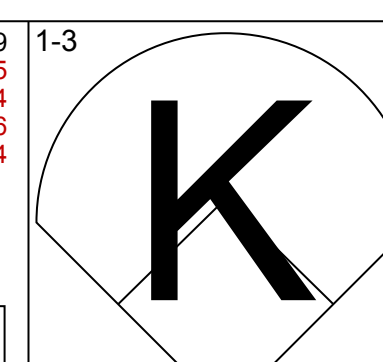
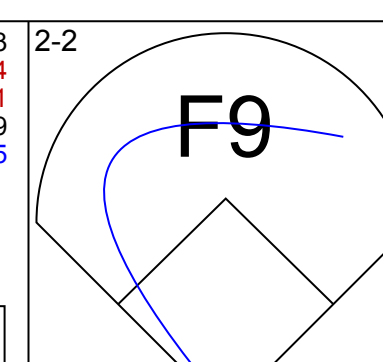
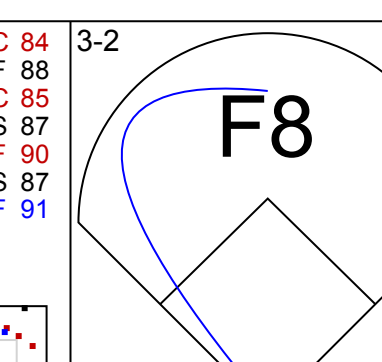
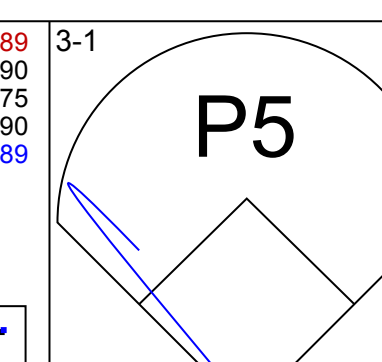
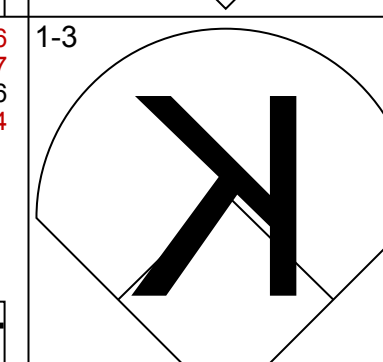
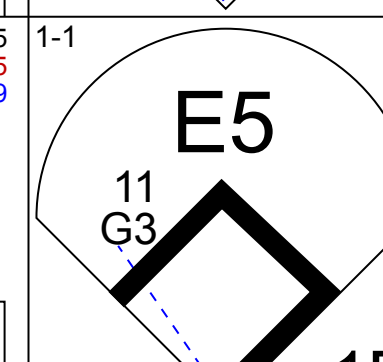
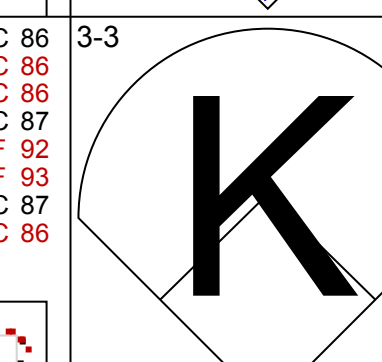
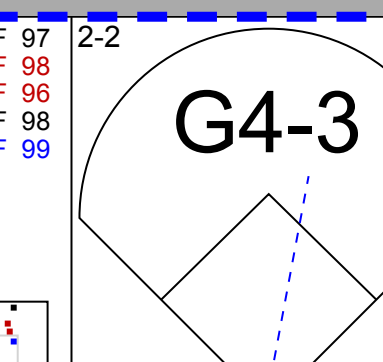
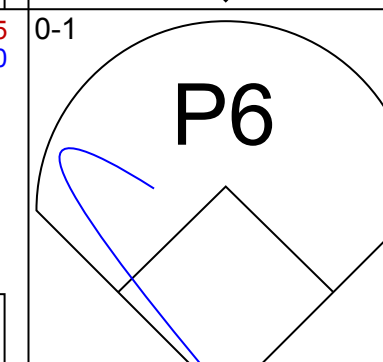
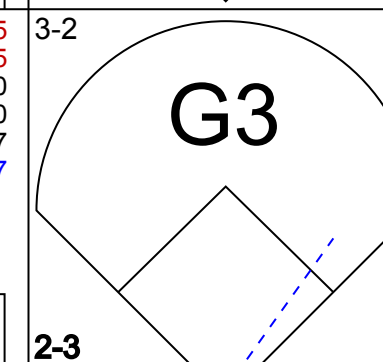
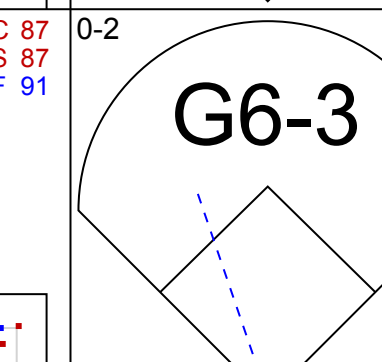
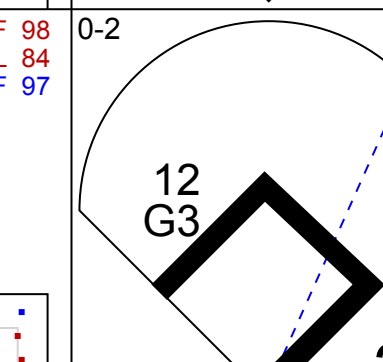

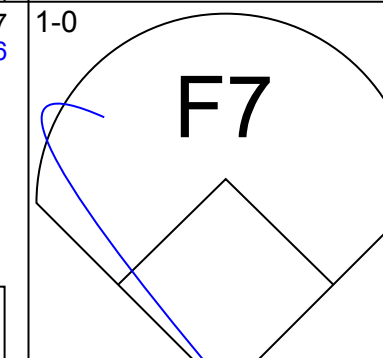

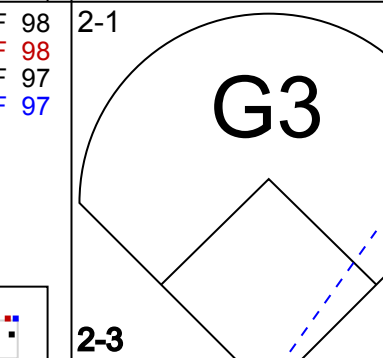



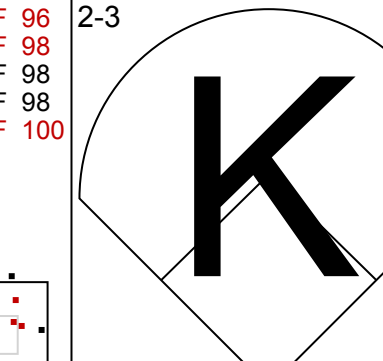



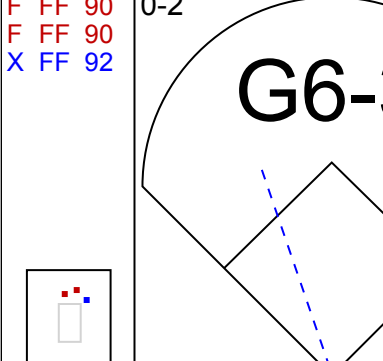
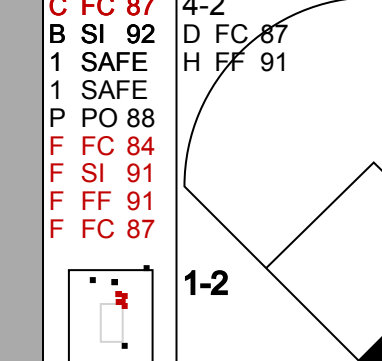
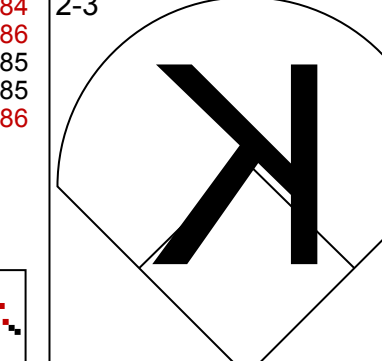
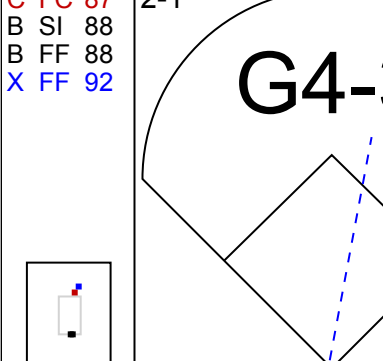
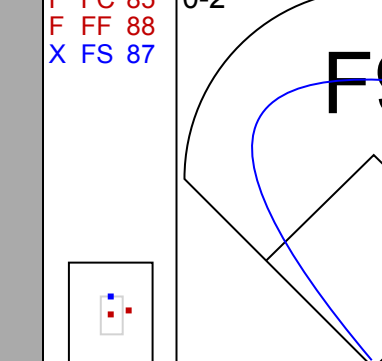
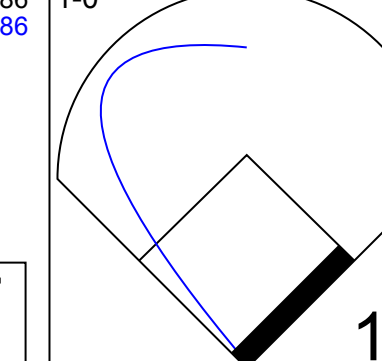
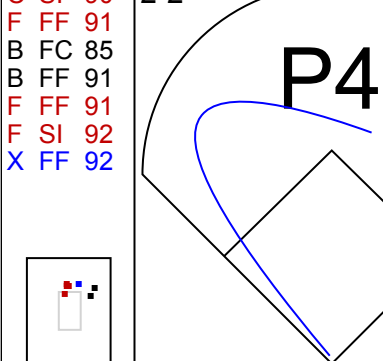
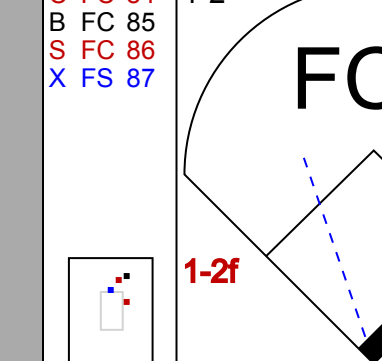
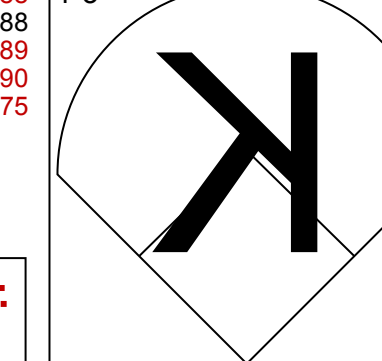




Batter	1	2	3	4	5	6	7	8	9	AB	R	H	RBI	BB	SO	LOB	TOP										
2 Roger Bernadina, L (1, 8) OBP: 0.321, SLG: 0.380	G4-3		B1-3		G4-3	E3		K		5	0	0	0	0	1	1	<p>Washington Nationals @ Los Angeles Angels Angel Stadium of Anaheim, Anaheim, CA Tue Jun 28 2011, 7:08 PM - 10:42 PM PDT Att: 41,029 - Clear - 69 F</p> <p>livebaseballscorecards.com</p>										
28 Jayson Werth, R (1, 9) OBP: 0.327, SLG: 0.392	11 WP 1B		E5		P3	K		F7		5	1	1	0	0	1	2											
11 Ryan Zimmerman, R (1, 5) OBP: 0.351, SLG: 0.400	19 1B 2H		F9		G6-3			K		4	0	1	1	1	1	1											
19 Laynce Nix, L (1, 7) OBP: 0.317, SLG: 0.534 15 Jerry Hairston, R (7, PR) OBP: 0.323, SLG: 0.354	38 G5-4-3 1B					HR		8 WP 1B		4	1	4	1	0	0	0											
38 Michael Morse, R (1, 3) OBP: 0.355, SLG: 0.559	G5-4-3		K					38 1B BB		0	0	0	0	1	0	0											
8 Danny Espinosa, S (1, 4) OBP: 0.317, SLG: 0.468	F9							38 1B BB		5	1	2	0	0	1	6											
3 Wilson Ramos, R (1, 2) OBP: 0.317, SLG: 0.389								F8		4	0	0	0	1	1	3											
12 Matt Stairs, L (1, 10) OBP: 0.263, SLG: 0.163								F9		3	1	1	0	1	0	3											
20 Ian Desmond, R (1, 6) OBP: 0.266, SLG: 0.314	G6-4-3							F8		4	1	2	1	0	1	0											
<b>Inning Stats</b>	R: 1 E: 0 K: 0 S: 12	H: 3 LOB: 1 BB: 0 P: 16	R: 0 E: 0 K: 0 S: 9	H: 1 LOB: 1 BB: 1 P: 16	R: 0 E: 1 K: 1 S: 11	H: 1 LOB: 2 BB: 0 P: 14	R: 0 E: 0 K: 1 S: 6	H: 0 LOB: 0 BB: 0 P: 9	R: 0 E: 0 K: 0 S: 8	H: 0 LOB: 0 BB: 0 P: 12	R: 4 E: 1 K: 1 S: 23	H: 4 LOB: 2 BB: 1 P: 40	R: 0 E: 0 K: 0 S: 7	H: 1 LOB: 3 BB: 2 P: 17	R: 0 E: 0 K: 2 S: 10	H: 0 LOB: 0 BB: 0 P: 15	R: 0 E: 0 K: 1 S: 10	H: 1 LOB: 2 BB: 1 P: 17	1B: 9 2B: 1 3B: 0 HR: 1	SF: 0 SAC: 0 DP: 3 HBP: 0	WP: 2 PB: 0 SB: 0 CS: 0	PA: 42					
<b>PITCHER</b>	IP	WLS	BF	H	R	ER	SO	BB	IBB	HBP	BLK	WP	HR	S	P	ERA	WHIP										
35 Joel Pineiro, R (1, 1) ERA: 4.14	5.2		25	8	4	3	2	1	0	0	0	1	1	58	84	4.76	1.588										
21 Hisanori Takahashi, L (6, 1) ERA: 3.41	0.1	W	4	1	1	0	1	1	0	0	0	0	0	11	23	0.00	6.000										
63 Rich Thompson, R (7, 1) ERA: 3.23	0.1	H	3	1	0	0	0	1	0	0	0	0	0	5	10	0.00	6.000										
38 Bobby Cassevah, R (7, 1) ERA: 4.5	1.2	H	5	0	0	0	2	0	1	0	0	1	0	12	22	0.00	0.000										
58 Michael Kohn, R (9, 1) ERA: 4.7	1.0		5	1	0	0	1	1	0	0	0	0	0	10	17	0.00	2.000										

Batter	1	2	3	4	5	6	7	8	9	AB	R	H	RBI	BB	SO	LOB	BOTTOM										
2 Erick Aybar, S (1, 6) OBP: 0.324, SLG: 0.437	B1-3	G4-3						F7		6	1	2	2	0	0	3	<p>Washington Nationals @ Los Angeles Angels Angel Stadium of Anaheim, Anaheim, CA Tue Jun 28 2011, 7:08 PM - 10:42 PM PDT Att: 41,029 - Clear - 69 F</p> <p>livebaseballscorecards.com</p>										
48 Torii Hunter, R (1, 9) OBP: 0.313, SLG: 0.372	10 E BB		K		G5-3			G4-3		5	1	1	0	1	1	2											
53 Bobby Abreu, L (1, 10) OBP: 0.402, SLG: 0.381	F7							G6-3		5	0	1	0	0	2	2											
10 Vernon Wells, R (1, 7) OBP: 0.251, SLG: 0.386	E4							G4-3		5	3	4	2	0	0	1											
47 Howie Kendrick, R (1, 4) OBP: 0.362, SLG: 0.479	K							G4-3		4	2	2	0	1	1	2											
6 Alberto Callaspo, S (1, 5) OBP: 0.356, SLG: 0.358	F8		G4-6-3					G6-3		3	1	1	1	2	0	3											
44 Mark Trumbo, R (1, 3) OBP: 0.304, SLG: 0.467	G5-3							G6-3		5	2	2	3	0	1	3											
16 Hank Conger, L (1, 2) OBP: 0.311, SLG: 0.370	25 1B BB							G6-3		3	1	1	2	1	1	4											
25 Peter Bourjos, R (1, 8) OBP: 0.313, SLG: 0.392								G6-3		5	0	1	0	0	1	3											
<b>Inning Stats</b>	R: 0 E: 1 K: 1 S: 12	H: 0 LOB: 2 BB: 1 P: 24	R: 0 E: 0 K: 0 S: 10	H: 1 LOB: 2 BB: 1 P: 16	R: 0 E: 0 K: 1 S: 10	H: 2 LOB: 1 BB: 1 P: 18	R: 1 E: 0 K: 1 S: 7	H: 2 LOB: 1 BB: 0 P: 12	R: 2 E: 0 K: 2 S: 14	H: 2 LOB: 2 BB: 1 P: 23	R: 3 E: 0 K: 2 S: 21	H: 3 LOB: 2 BB: 1 P: 38	R: 0 E: 0 K: 0 S: 4	H: 0 LOB: 0 BB: 0 P: 6	R: 5 E: 1 K: 0 S: 18	H: 5 LOB: 1 BB: 0 P: 31	1B: 9 2B: 3 3B: 0 HR: 3	SF: 0 SAC: 1 DP: 1 HBP: 0	WP: 1 PB: 0 SB: 1 CS: 0	PA: 47							
<b>PITCHER</b>	IP	WLS	BF	H	R	ER	SO	BB	IBB	HBP	BLK	WP	HR	S	P	ERA	WHIP										
21 Jason Marquis, R (1, 1) ERA: 3.62	5.0		28	8	4	3	5	4	0	0	0	1	1	57	100	5.40	2.400										
23 Collin Balester, R (6, 1) ERA: 4.66	0.1	L	5	2	2	2	1	1	0	0	0	1	1	11	22	54.00	9.000										
60 Todd Coffey, R (6, 1) ERA: 3.19	2.0		9	3	3	3	1	0	0	0	0	0	0	16	25	13.50	1.500										
52 Ryan Mattheus, R (8, 1) ERA: 2.35	0.2		5	2	2	2	0	0	0	0	0	0	1	12	21	27.00	3.000										




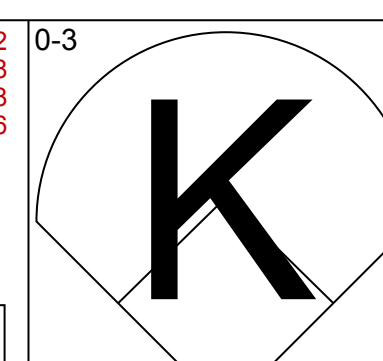
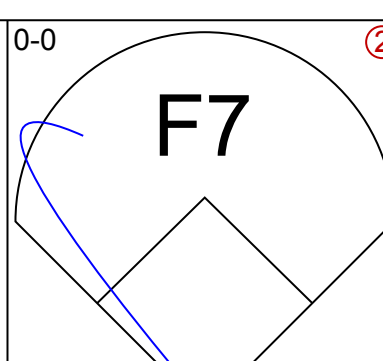
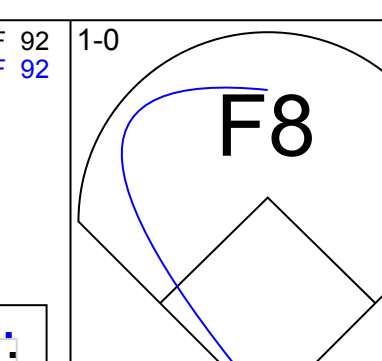
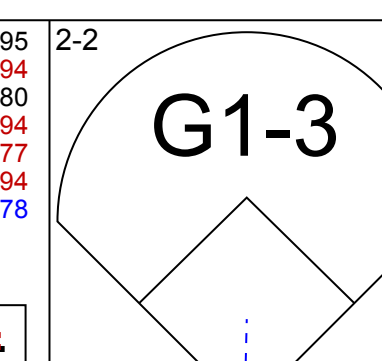
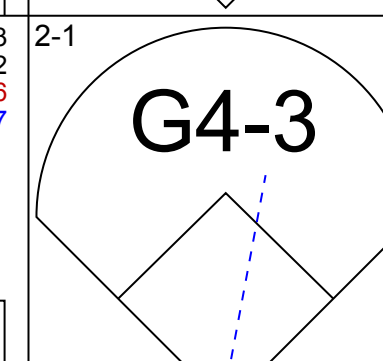
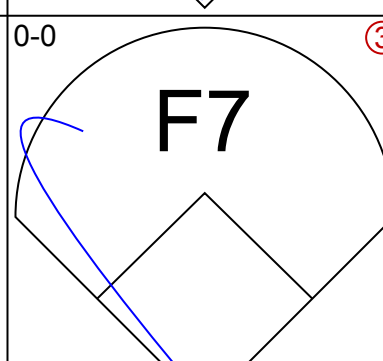
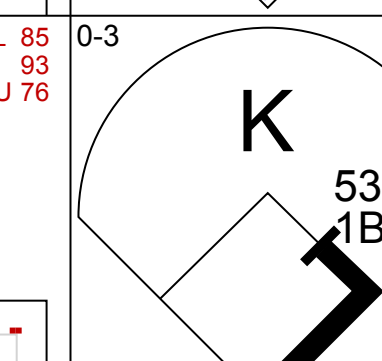
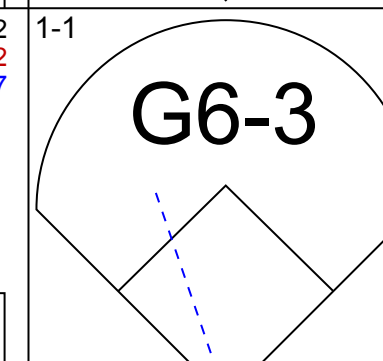
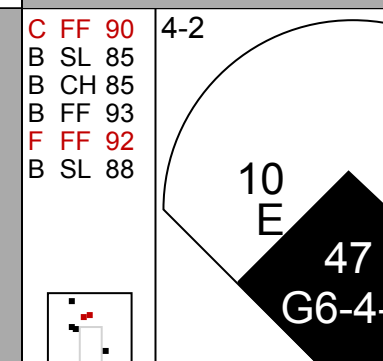
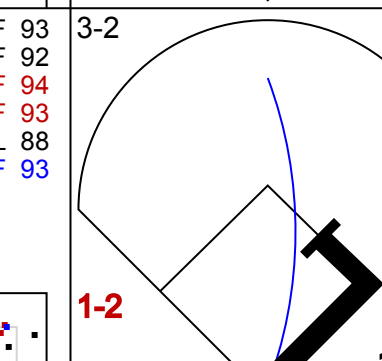

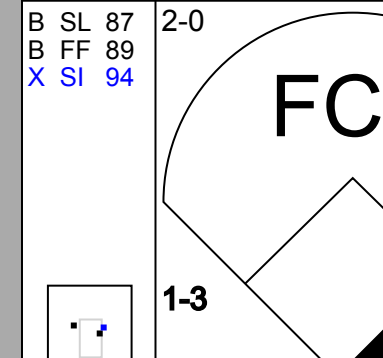


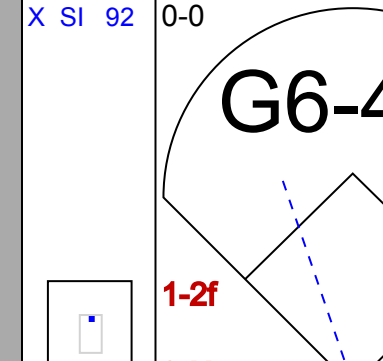


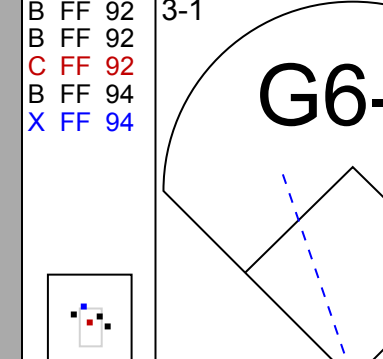


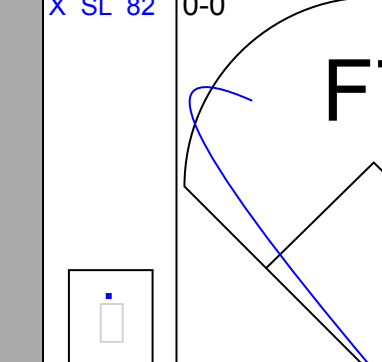

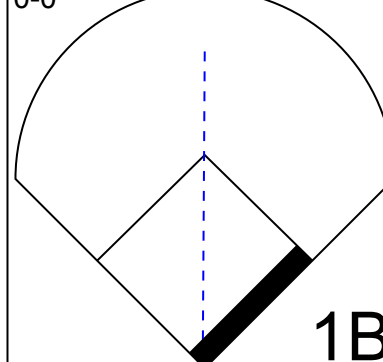
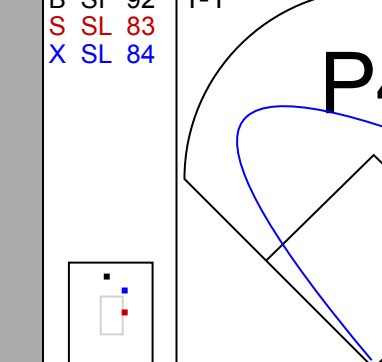
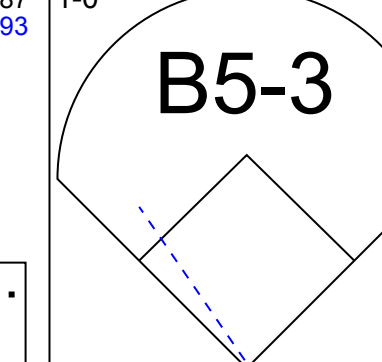

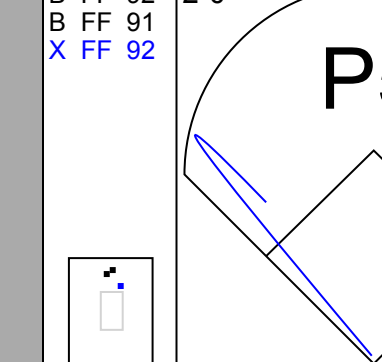
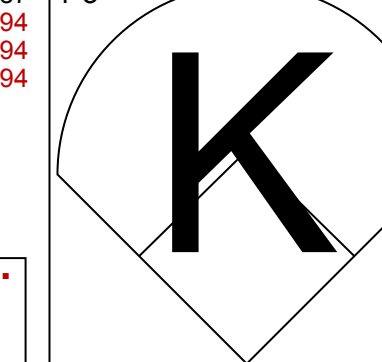
Batter	1	2	3	4	5	6	7	8	9	AB	R	H	RBI	BB	SO	LOB	TOP					
2 Roger Bernadina, L (1, 8) OBP: 0.315, SLG: 0.372										4	0	0	0	0	1	1						
43 Brian Dixler, R (1, 9) OBP: 0.289, SLG: 0.244				 11 G3						4	0	1	0	0	2	0						
11 Ryan Zimmerman, R (1, 5) OBP: 0.321, SLG: 0.404								 12 G3		4	0	1	0	0	0	1						
12 Matt Stairs, L (1, 10) OBP: 0.246, SLG: 0.151										4	0	0	0	0	2	2						
38 Michael Morse, R (1, 3) OBP: 0.350, SLG: 0.550										4	0	0	0	0	1	1						
8 Danny Espinosa, S (1, 4) OBP: 0.323, SLG: 0.465				 15 HBP						2	0	0	0	1	0	0						
15 Jerry Hairston, R (1, 7) OBP: 0.335, SLG: 0.352					 13 FC6					1	0	0	0	0	0	0						
20 Ian Desmond, R (5, PR) OBP: 0.265, SLG: 0.313										3	0	1	0	0	0	2						
7 Ivan Rodriguez, R (1, 2) OBP: 0.276, SLG: 0.336					 1-2					2	0	0	0	0	2							
13 Alex Cora, L (1, 6) OBP: 0.294, SLG: 0.275										2	0	0	0	0	2							
28 Jayson Werth, R (8, PH) OBP: 0.326, SLG: 0.390										1	0	0	0	0	1	1						
<b>Inning Stats</b>	R: 0 E: 0 K: 2 S: 9	H: 0 LOB: 0 BB: 0 P: 11	R: 0 E: 0 K: 1 S: 10	H: 0 LOB: 0 BB: 0 P: 16	R: 0 E: 0 K: 0 S: 10	H: 0 LOB: 0 BB: 0 P: 14	R: 0 E: 1 K: 0 S: 9	H: 1 LOB: 1 BB: 0 P: 16	R: 0 E: 0 K: 0 S: 15	H: 0 LOB: 2 BB: 1 P: 26	R: 0 E: 0 K: 1 S: 12	H: 0 LOB: 0 BB: 0 P: 18	R: 0 E: 0 K: 1 S: 9	H: 0 LOB: 0 BB: 0 P: 12	R: 0 E: 0 K: 2 S: 10	H: 1 LOB: 1 BB: 0 P: 17	R: 0 E: 0 K: 1 S: 11	H: 1 LOB: 1 BB: 0 P: 17	1B: 2 2B: 1 3B: 0 HR: 0	SF: 0 SAC: 0 DP: 0 HBP: 1	WP: 0 PB: 0 CS: 0	PA: 32
<b>PITCHER</b>	IP	WLS	BF	H	R	ER	SO	BB	IBB	HBP	BLK	WP	HR	S	P	ERA	WHIP					
24 Dan Haren, R (1, 1) ERA: 2.85	7.1	W	26	2	0	0	6	1	0	1	0	0	0	78	120	0.00	0.409					
37 Scott Downs, L (8, 1) ERA: 1.55	0.2	H	2	0	0	0	1	0	0	0	0	0	0	6	10	0.00	0.000					
51 Jordan Walden, R (9, 1) ERA: 3.03	1.0	S	4	1	0	0	1	0	0	0	0	0	0	11	17	0.00	1.000					

Washington Nationals @ Los Angeles Angels  
Angel Stadium of Anaheim, Anaheim, CA  
Wed Jun 29 2011, 4:08 PM - 6:25 PM PDT  
Att: 35,257 - Sunny - 75 F

livebaseballscorecards.com

AB 30  
R 0  
H 3  
RBI 0  
BB 1  
SO 8  
LOB 10




Batter	1	2	3	4	5	6	7	8	9	AB	R	H	RBI	BB	SO	LOB	BOTTOM				
2 Erick Aybar, S (1, 6) OBP: 0.319, SLG: 0.430										4	0	0	0	0	1	1					
48 Tori Hunter, R (1, 9) OBP: 0.310, SLG: 0.369						 53 1B				3	0	0	0	0	1	1					
53 Bobby Abreu, L (1, 10) OBP: 0.404, SLG: 0.382				 10 E 47 FC5 G6-4-3		 1-2				2	1	1	0	1	0	0					
10 Vernon Wells, R (1, 7) OBP: 0.248, SLG: 0.381				 47 G6-4-3						3	0	0	0	0	1	1					
47 Howie Kendrick, R (1, 4) OBP: 0.362, SLG: 0.477				 1-2		 6 1B				3	0	1	0	0	0	1					
6 Alberto Callaspo, S (1, 5) OBP: 0.355, SLG: 0.358				 1-2						3	0	1	0	0	0	1					
44 Mark Trumbo, R (1, 3) OBP: 0.300, SLG: 0.462										3	0	0	0	0	2						
25 Peter Bourjos, R (1, 8) OBP: 0.314, SLG: 0.391										3	0	1	0	0	0	0					
5 Jeff Mathis, R (1, 2) OBP: 0.233, SLG: 0.281										3	0	0	0	0	1	1					
<b>Inning Stats</b>	R: 0 E: 0 K: 1 S: 8	H: 0 LOB: 0 BB: 0 P: 11	R: 0 E: 0 K: 1 S: 11	H: 1 LOB: 1 BB: 0 P: 16	R: 0 E: 0 K: 0 S: 6	H: 1 LOB: 1 BB: 0 P: 6	R: 1 E: 1 K: 0 S: 6	H: 0 LOB: 1 BB: 1 P: 15	R: 0 E: 0 K: 0 S: 4	H: 0 LOB: 0 BB: 0 P: 7	R: 0 E: 0 K: 1 S: 7	H: 1 LOB: 1 BB: 0 P: 11	R: 0 E: 0 K: 0 S: 9	H: 1 LOB: 0 BB: 0 P: 14	R: 0 E: 0 K: 1 S: 9	H: 0 LOB: 0 BB: 0 P: 13	1B: 4 2B: 0 3B: 0 HR: 0	SF: 0 SAC: 0 DP: 1 HBP: 0	WP: 1 PB: 0 CS: 0	PA: 28	
<b>PITCHER</b>	IP	WLS	BF	H	R	ER	SO	BB	IBB	HBP	BLK	WP	HR	S	P	ERA	WHIP				
27 Jordan Zimmermann, R (1, 1) ERA: 2.63	8.0	L	28	4	1	0	4	1	0	0	0	1	0	60	93	0.00	0.625				

Washington Nationals @ Los Angeles Angels  
Angel Stadium of Anaheim, Anaheim, CA  
Wed Jun 29 2011, 4:08 PM - 6:25 PM PDT  
Att: 35,257 - Sunny - 75 F

livebaseballscorecards.com

AB 27  
R 1  
H 4  
RBI 0  
BB 1  
SO 4  
LOB 8





Batter	1	2	3	4	5	6	7	8	9	AB	R	H	RBI	BB	SO	LOB	TOP					
44 Alex Presley, L (1,7) OBP: 0.333, SLG: 0.667										4	0	1	1	0	1	2						
12 Chase d'Arnaud, R (1,5) OBP: 0.287, SLG: 0.321										4	0	1	0	0	1	2						
22 Andrew McCutchen, R (1,8) OBP: 0.385, SLG: 0.486										3	0	1	0	1	0	1						
23 Matt Diaz, R (1,9) OBP: 0.291, SLG: 0.324										3	0	0	0	0	1	5						
46 Garrett Jones, L (8,PH) OBP: 0.333, SLG: 0.420										1	0	0	0	0	0	0						
37 Lyle Overbay, L (1,3) OBP: 0.303, SLG: 0.353										4	0	0	0	0	1	1						
5 Ronny Cedeno, R (1,6) OBP: 0.311, SLG: 0.346										4	0	1	0	0	1	1						
62 Josh Harrison, R (1,4) OBP: 0.290, SLG: 0.324										4	0	1	0	0	1	1						
48 Tim Wood, R (9,1)										0	0	0	0	0	0	0						
55 Michael McKenry, R (1,2) OBP: 0.209, SLG: 0.256										2	1	1	0	0	0	0						
50 Charlie Morton, R (1,1) OBP: 0.038, SLG: 0.074										1	0	0	0	0	1	0						
65 Tony Watson, L (6,1)										0	0	0	0	0	0	0						
2 Brandon Wood, R (7,PH) OBP: 0.365, SLG: 0.354										0	0	0	0	0	1	1						
25 Daniel McCutchen, R (7,1)										0	0	0	0	0	0	0						
57 Daniel Moskos, R (8,1)										0	0	0	0	0	0	0						
30 Chris Resop, R (8,1)										0	0	0	0	0	0	0						
18 Neil Walker, S (9,4) OBP: 0.300, SLG: 0.381										0	0	0	0	0	0	0						
<b>Inning Stats</b>	R: 0 E: 0 K: 0 S: 11	H: 1 LOB: 1 BB: 1 P: 15	R: 0 E: 0 K: 1 S: 9	H: 0 LOB: 0 BB: 0 P: 10	R: 1 E: 2 K: 2 S: 13	H: 1 LOB: 2 BB: 0 P: 19	R: 0 E: 0 K: 0 S: 5	H: 1 LOB: 0 BB: 0 P: 6	R: 0 E: 0 K: 1 S: 10	H: 1 LOB: 1 BB: 0 P: 16	R: 0 E: 0 K: 2 S: 10	H: 1 LOB: 1 BB: 0 P: 14	R: 0 E: 0 K: 2 S: 10	H: 0 LOB: 0 BB: 0 P: 15	R: 0 E: 0 K: 0 S: 8	H: 0 LOB: 0 BB: 0 P: 12	R: 0 E: 0 K: 0 S: 5	H: 0 LOB: 0 BB: 0 P: 7	1B: 4 2B: 2 3B: 0 HR: 0	SF: 0 SAC: 2 DP: 2 HBP: 0	WP: 0 PB: 0 CS: 1	PA: 34
<b>PITCHER</b>	IP	WLS	BF	H	R	ER	SO	BB	IBB	HBP	BLK	WP	HR	S	P	ERA	WHIP					
32 Tom Gorzelanny, L (1,1) ERA: 3.77	7.0		28	6	1	0	8	1	0	0	0	0	0	68	95	0.00	1.000					
36 Tyler Clippard, R (8,1) ERA: 1.99	1.0		3	0	0	0	0	0	0	0	0	0	0	8	12	0.00	0.000					
22 Drew Storen, R (9,1) ERA: 2.83	1.0	W	3	0	0	0	0	0	0	0	0	0	0	5	7	0.00	0.000					

Pittsburgh Pirates @ Washington Nationals  
Nationals Park, Washington, DC  
Fri Jul 01 2011, 7:07 PM - 10:04 PM EDT  
Att: 22,399 - Clear - 87 F

AB 31  
R 1  
H 6  
RBI 1  
BB 1  
SO 8  
LOB 14



Batter	1	2	3	4	5	6	7	8	9	AB	R	H	RBI	BB	SO	LOB	BOTTOM					
2 Roger Bernadina, L (1,8) OBP: 0.320, SLG: 0.392										3	1	2	1	0	0	1						
28 Jayson Werth, R (1,9) OBP: 0.326, SLG: 0.388										4	0	1	0	0	1	2						
11 Ryan Zimmerman, R (1,5) OBP: 0.309, SLG: 0.388										4	0	0	0	0	1	4						
19 Laynce Nix, L (1,7) OBP: 0.320, SLG: 0.529										2	0	0	0	2	2	2						
22 Drew Storen, S (9,1)										0	0	0	0	0	0	0						
38 Michael Morse, R (1,3) OBP: 0.348, SLG: 0.545										4	0	1	0	0	1	3						
13 Alex Cora, L (9,PR) OBP: 0.294, SLG: 0.275										0	1	0	0	0	0	0						
8 Danny Espinosa, S (1,4) OBP: 0.322, SLG: 0.460										3	0	0	0	1	1	0						
3 Wilson Ramos, R (1,2) OBP: 0.315, SLG: 0.383										3	0	0	0	1	0	2						
20 Ian Desmond, R (1,6) OBP: 0.262, SLG: 0.310										3	0	0	0	0	0	1						
12 Matt Stairs, L (9,PH) OBP: 0.258, SLG: 0.167										1	0	1	1	0	0	0						
32 Tom Gorzelanny, R (1,1) ERA: 3.63										1	0	0	0	1	0	1						
36 Tyler Clippard, R (8,1) ERA: 2.21										0	0	0	0	0	0	0						
24 Rick Ankiel, L (8,PH) OBP: 0.275, SLG: 0.281										1	0	1	0	0	0	0						
<b>Inning Stats</b>	R: 0 E: 0 K: 0 S: 12	H: 2 LOB: 2 BB: 1 P: 22	R: 0 E: 0 K: 0 S: 6	H: 0 LOB: 0 BB: 0 P: 10	R: 0 E: 0 K: 0 S: 8	H: 0 LOB: 1 BB: 1 P: 16	R: 0 E: 0 K: 1 S: 10	H: 0 LOB: 0 BB: 0 P: 15	R: 0 E: 1 K: 0 S: 8	H: 0 LOB: 0 BB: 0 P: 14	R: 1 E: 0 K: 1 S: 11	H: 1 LOB: 1 BB: 1 P: 21	R: 0 E: 0 K: 1 S: 9	H: 0 LOB: 0 BB: 1 P: 15	R: 0 E: 0 K: 3 S: 13	H: 1 LOB: 2 BB: 0 P: 20	R: 1 E: 0 K: 0 S: 6	H: 2 LOB: 2 BB: 1 P: 11	1B: 5 2B: 0 3B: 0 HR: 1	SF: 0 SAC: 1 DP: 3 HBP: 0	WP: 1 PB: 0 CS: 0	PA: 35
<b>PITCHER</b>	IP	WLS	BF	H	R	ER	SO	BB	IBB	HBP	BLK	WP	HR	S	P	ERA	WHIP					
50 Charlie Morton, R (1,1) ERA: 2.81	5.2		21	3	1	1	1	2	0	0	0	0	0	4	10	0.00	3.000					
65 Tony Watson, L (6,1)	0.1		2	0	0	0	1	1	0	0	0	0	0	9	15	0.00	1.000					
25 Daniel McCutchen, R (7,1) ERA: 2.22	1.0		3	0	0	0	1	1	0	0	0	0	0	4	8	=	=					
57 Daniel Moskos, L (8,1) ERA: 2.63	0.0		2	1	0	0	0	0	0	0	0	0	0	9	12	0.00	0.000					
30 Chris Resop, R (8,1) ERA: 3.35	1.0		3	0	0	0	3	0	0	0	0	0	0	9	12	0.00	0.000					
<b>PITCHER</b>	IP	WLS	BF	H	R	ER	SO	BB	IBB	HBP	BLK	WP	HR	S	P	ERA	WHIP					
48 Tim Wood, R (9,1) ERA: 5.63	0.1	L	4	2	1	1	0	0	1	0	0	1	0	6	11	27.00	6.000					

Pittsburgh Pirates @ Washington Nationals  
Nationals Park, Washington, DC  
Fri Jul 01 2011, 7:07 PM - 10:04 PM EDT  
Att: 22,399 - Clear - 87 F

AB 29  
R 2  
H 6  
RBI 2  
BB 5  
SO 6  
LOB 16





Batter	1	2	3	4	5	6	7	8	9	AB	R	H	RBI	BB	SO	LOB	TOP						
44 Alex Presley, L (1, 7) OBP: 0.435, SLG: 0.684										4	0	3	0	1	1	1	<b>Pittsburgh Pirates @ Washington Nationals</b> Nationals Park, Washington, DC Sat Jul 02 2011, 3:40 PM - 6:36 PM EDT Sunny - 91 F <a href="http://livebaseballscorecards.com">livebaseballscorecards.com</a>						
12 Chase d'Arnaud, R (1, 6) OBP: 0.229, SLG: 0.273										5	1	0	0	0	2	6							
46 Garrett Jones, L (1, 9) OBP: 0.341, SLG: 0.446										4	2	3	2	0	0	2							
38 Xavier Paul, L (8, 9) OBP: 0.293, SLG: 0.359										4	1	2	1	0	0	1							
22 Andrew McCutchen, R (1, 8) OBP: 0.386, SLG: 0.480										3	0	0	1	0	1	0							
18 Neil Walker, S (1, 4) OBP: 0.316, SLG: 0.377										4	0	0	0	0	0	1							
37 Lyle Overbay, L (1, 3) OBP: 0.299, SLG: 0.348										3	1	0	0	1	0	0							
2 Brandon Wood, R (1, 5) OBP: 0.262, SLG: 0.318										2	0	1	0	1	1	0							
55 Michael McKenry, R (1, 2) OBP: 0.239, SLG: 0.267										2	0	0	0	0	2	1							
53 James McDonald, L (1, 1) OBP: 0.156, SLG: 0.100										2	0	0	0	0	0	2							
43 Jose Veras, R (7, 1)										0	0	0	0	0	0	0							
23 Matt Diaz, R (9, PH) OBP: 0.296, SLG: 0.329										1	0	1	1	0	0	0							
Joel Hanrahan, R (9, 1)										0	0	0	0	0	0	0							
<b>Inning Stats</b>	R: 2 E: 0 K: 0 S: 10	H: 3 LOB: 1 BB: 0 P: 18	R: 0 E: 0 K: 2 S: 10	H: 0 LOB: 0 BB: 0 P: 12	R: 0 E: 0 K: 1 S: 7	H: 2 LOB: 1 BB: 0 P: 13	R: 0 E: 0 K: 1 S: 8	H: 0 LOB: 0 BB: 0 P: 12	R: 0 E: 0 K: 0 S: 7	H: 0 LOB: 2 BB: 1 P: 15	R: 0 E: 0 K: 0 S: 8	H: 0 LOB: 0 BB: 0 P: 11	R: 0 E: 0 K: 2 S: 11	H: 0 LOB: 1 BB: 1 P: 17	R: 2 E: 0 K: 0 S: 16	H: 2 LOB: 0 BB: 0 P: 24	R: 1 E: 0 K: 2 S: 17	H: 2 LOB: 2 BB: 1 P: 28	1B: 6 2B: 2 3B: 0 HR: 2	SF: 1 SAC: 2 DP: 0 HBP: 0	WP: 1 PB: 0 CS: 1	PA: 39	
<b>PITCHER</b>	IP WLS BF H R ER SO BB IBB HBP BLK WP HR S P ERA WHIP	IP WLS BF H R ER SO BB IBB HBP BLK WP HR S P ERA WHIP	IP WLS BF H R ER SO BB IBB HBP BLK WP HR S P ERA WHIP	IP WLS BF H R ER SO BB IBB HBP BLK WP HR S P ERA WHIP	IP WLS BF H R ER SO BB IBB HBP BLK WP HR S P ERA WHIP	IP WLS BF H R ER SO BB IBB HBP BLK WP HR S P ERA WHIP	IP WLS BF H R ER SO BB IBB HBP BLK WP HR S P ERA WHIP	IP WLS BF H R ER SO BB IBB HBP BLK WP HR S P ERA WHIP	IP WLS BF H R ER SO BB IBB HBP BLK WP HR S P ERA WHIP	IP WLS BF H R ER SO BB IBB HBP BLK WP HR S P ERA WHIP	IP WLS BF H R ER SO BB IBB HBP BLK WP HR S P ERA WHIP	IP WLS BF H R ER SO BB IBB HBP BLK WP HR S P ERA WHIP	IP WLS BF H R ER SO BB IBB HBP BLK WP HR S P ERA WHIP	IP WLS BF H R ER SO BB IBB HBP BLK WP HR S P ERA WHIP	IP WLS BF H R ER SO BB IBB HBP BLK WP HR S P ERA WHIP	IP WLS BF H R ER SO BB IBB HBP BLK WP HR S P ERA WHIP	IP WLS BF H R ER SO BB IBB HBP BLK WP HR S P ERA WHIP	IP WLS BF H R ER SO BB IBB HBP BLK WP HR S P ERA WHIP	IP WLS BF H R ER SO BB IBB HBP BLK WP HR S P ERA WHIP	IP WLS BF H R ER SO BB IBB HBP BLK WP HR S P ERA WHIP	IP WLS BF H R ER SO BB IBB HBP BLK WP HR S P ERA WHIP	IP WLS BF H R ER SO BB IBB HBP BLK WP HR S P ERA WHIP	IP WLS BF H R ER SO BB IBB HBP BLK WP HR S P ERA WHIP

Batter	1	2	3	4	5	6	7	8	9	AB	R	H	RBI	BB	SO	LOB	BOTTOM						
2 Roger Bernadina, L (1, 8) OBP: 0.322, SLG: 0.386										3	1	0	0	2	0	1	<b>Pittsburgh Pirates @ Washington Nationals</b> Nationals Park, Washington, DC Sat Jul 02 2011, 3:40 PM - 6:36 PM EDT Sunny - 91 F <a href="http://livebaseballscorecards.com">livebaseballscorecards.com</a>						
28 Jason Werth, R (1, 9) OBP: 0.327, SLG: 0.389										5	0	2	1	0	1	1							
11 Ryan Zimmerman, R (1, 5) OBP: 0.313, SLG: 0.376										3	0	0	0	2	0	4							
19 Laynce Nix, L (1, 7) OBP: 0.316, SLG: 0.521										3	0	0	0	0	2	4							
17 Sean Burnett, L (8, 1)										0	0	0	0	0	0	0							
12 Matt Stairs, L (8, PH) OBP: 0.254, SLG: 0.164										1	0	0	0	0	0	1							
60 Todd Coffey, R (9, 1)										0	0	0	0	0	0	0							
52 Ryan Mattheus, R (9, 1)										0	0	0	0	0	0	0							
38 Michael Morse, R (1, 3) OBP: 0.351, SLG: 0.544										4	1	2	0	0	0	1							
8 Danny Espinosa, S (1, 4) OBP: 0.324, SLG: 0.461										4	0	2	0	0	1	2							
7 Ivan Rodriguez, R (1, 2) OBP: 0.275, SLG: 0.333										4	0	1	1	0	1	4							
20 Ian Desmond, R (1, 6) OBP: 0.262, SLG: 0.309										4	0	1	0	0	3	2							
61 Livan Hernandez, R (1, 1) OBP: 0.154, SLG: 0.154										1	0	0	0	0	0	0							
24 Rick Ankiel, L (7, PH) OBP: 0.284, SLG: 0.310										2	1	2	1	0	0	0							
<b>Inning Stats</b>	R: 0 E: 0 K: 0 S: 8	H: 0 LOB: 0 BB: 0 P: 10	R: 1 E: 0 K: 2 S: 13	H: 3 LOB: 1 BB: 0 P: 16	R: 0 E: 0 K: 1 S: 7	H: 0 LOB: 0 BB: 0 P: 7	R: 0 E: 0 K: 1 S: 11	H: 1 LOB: 2 BB: 1 P: 17	R: 0 E: 0 K: 1 S: 15	H: 2 LOB: 3 BB: 1 P: 23	R: 0 E: 0 K: 1 S: 7	H: 0 LOB: 0 BB: 0 P: 9	R: 1 E: 0 K: 1 S: 9	H: 1 LOB: 0 BB: 1 P: 18	R: 0 E: 0 K: 0 S: 10	H: 1 LOB: 2 BB: 1 P: 17	R: 1 E: 0 K: 1 S: 9	H: 2 LOB: 1 BB: 0 P: 11	1B: 9 2B: 1 3B: 0 HR: 1	SF: 0 SAC: 1 DP: 1 HBP: 0	WP: 0 PB: 0 CS: 0	PA: 39	
<b>PITCHER</b>	IP WLS BF H R ER SO BB IBB HBP BLK WP HR S P ERA WHIP	IP WLS BF H R ER SO BB IBB HBP BLK WP HR S P ERA WHIP	IP WLS BF H R ER SO BB IBB HBP BLK WP HR S P ERA WHIP	IP WLS BF H R ER SO BB IBB HBP BLK WP HR S P ERA WHIP	IP WLS BF H R ER SO BB IBB HBP BLK WP HR S P ERA WHIP	IP WLS BF H R ER SO BB IBB HBP BLK WP HR S P ERA WHIP	IP WLS BF H R ER SO BB IBB HBP BLK WP HR S P ERA WHIP	IP WLS BF H R ER SO BB IBB HBP BLK WP HR S P ERA WHIP	IP WLS BF H R ER SO BB IBB HBP BLK WP HR S P ERA WHIP	IP WLS BF H R ER SO BB IBB HBP BLK WP HR S P ERA WHIP	IP WLS BF H R ER SO BB IBB HBP BLK WP HR S P ERA WHIP	IP WLS BF H R ER SO BB IBB HBP BLK WP HR S P ERA WHIP	IP WLS BF H R ER SO BB IBB HBP BLK WP HR S P ERA WHIP	IP WLS BF H R ER SO BB IBB HBP BLK WP HR S P ERA WHIP	IP WLS BF H R ER SO BB IBB HBP BLK WP HR S P ERA WHIP	IP WLS BF H R ER SO BB IBB HBP BLK WP HR S P ERA WHIP	IP WLS BF H R ER SO BB IBB HBP BLK WP HR S P ERA WHIP	IP WLS BF H R ER SO BB IBB HBP BLK WP HR S P ERA WHIP	IP WLS BF H R ER SO BB IBB HBP BLK WP HR S P ERA WHIP	IP WLS BF H R ER SO BB IBB HBP BLK WP HR S P ERA WHIP	IP WLS BF H R ER SO BB IBB HBP BLK WP HR S P ERA WHIP	IP WLS BF H R ER SO BB IBB HBP BLK WP HR S P ERA WHIP	IP WLS BF H R ER SO BB IBB HBP BLK WP HR S P ERA WHIP

















Batter	1	2	3	4	5	6	7	8	9	AB	R	H	RBI	BB	SO	LOB	TOP					
5 Reed Johnson, R OBP: 0.368, SLG: 0.560										4	1	1	0	0	1	3	<b>Chicago Cubs @ Washington Nationals</b> Nationals Park, Washington, DC Tue Jul 05 2011, 7:08 PM - 9:53 PM EDT Att: 19,181 - Clear - 89 F					
3 Jeff Baker, R OBP: 0.333, SLG: 0.438										2	0	1	0	0	0	2						
9 Blake DeWitt, L OBP: 0.277, SLG: 0.362										2	0	0	0	0	1	1						
16 Aramis Ramirez, R OBP: 0.340, SLG: 0.487										4	1	1	2	0	0	1						
18 Geovany Soto, R OBP: 0.324, SLG: 0.416										4	0	2	0	0	0	0						
12 Alfonso Soriano, R OBP: 0.301, SLG: 0.477										4	0	0	0	0	0	2						
24 Marlon Byrd, R OBP: 0.348, SLG: 0.405										4	0	1	0	0	1	2						
22 Carlos Pena, L OBP: 0.344, SLG: 0.453										4	0	0	0	0	0	1						
15 Darwin Barney, R OBP: 0.317, SLG: 0.350										3	0	0	0	0	0	1						
32 Ramon Ortiz, R OBP: 0.312, SLG: 0.301										1	0	0	0	0	1	0						
1 Tony Campana, L OBP: 0.312, SLG: 0.301										1	0	1	0	0	0	0						
43 John Grabow, L OBP: 0.277, SLG: 0.362										0	0	0	0	0	0	0						
29 Jeff Samardzija, R OBP: 0.277, SLG: 0.362										0	0	0	0	0	0	0						
40 James Russell, L OBP: 0.125, SLG: 0.125										0	0	0	0	0	0	0						
<b>Inning Stats</b>	R: 0 E: 0 K: 0 S: 8	H: 1 LOB: 0 BB: 0 P: 10	R: 0 E: 0 K: 0 S: 7	H: 0 LOB: 0 BB: 0 P: 14	R: 0 E: 1 K: 0 S: 9	H: 0 LOB: 2 BB: 0 P: 17	R: 0 E: 0 K: 0 S: 11	H: 1 LOB: 1 BB: 0 P: 17	R: 0 E: 0 K: 1 S: 9	H: 0 LOB: 0 BB: 0 P: 12	R: 2 E: 0 K: 1 S: 15	H: 3 LOB: 1 BB: 0 P: 21	R: 0 E: 0 K: 1 S: 9	H: 1 LOB: 0 BB: 0 P: 12	R: 0 E: 0 K: 0 S: 8	H: 0 LOB: 0 BB: 0 P: 13	R: 0 E: 1 K: 0 S: 12	H: 1 LOB: 1 BB: 0 P: 17	1B: 4 2B: 2 3B: 0 HR: 1	SF: 0 SAC: 1 DP: 1 HBP: 1	WP: 0 PB: 0 SB: 1 CS: 0	PA: 35
<b>PITCHER</b>	IP WLS BF H R ER SO BB IBB HBP BLK WP HR S P ERA WHIP																					
48 Ross Detwiler, L ERA: 3.38	5.1 W 21 4 2 2 1 0 0 0 1 0 0 1 49 13 3.38 0.750																					
60 Todd Coffey, R ERA: 3.19	0.2 H 3 1 0 0 1 0 0 0 0 0 0 0 6 8 0.00 1.500																					
17 Sean Burnett, L ERA: 5.59	0.2 H 3 1 0 0 0 0 0 0 0 0 0 0 6 8 0.00 1.500																					
36 Tyler Clippard, R ERA: 1.86	1.1 H 4 0 0 0 2 0 0 0 0 0 0 0 11 17 0.00 0.000																					
22 Drew Storen, R ERA: 2.64	1.0 S 4 1 0 0 0 0 0 0 0 0 0 0 12 17 0.00 1.000																					

AB	33
R	2
H	7
RBI	2
BB	0
SO	4
LOB	13



Batter	1	2	3	4	5	6	7	8	9	AB	R	H	RBI	BB	SO	LOB	BOTTOM			
2 Roger Bernadina, L OBP: 0.320, SLG: 0.374										4	1	1	0	1	0	3	<b>Chicago Cubs @ Washington Nationals</b> Nationals Park, Washington, DC Tue Jul 05 2011, 7:08 PM - 9:53 PM EDT Att: 19,181 - Clear - 89 F			
8 Danny Espinosa, S OBP: 0.333, SLG: 0.466										3	1	2	0	1	0	1				
11 Ryan Zimmerman, R OBP: 0.328, SLG: 0.369										4	1	2	0	0	1	1				
19 Laynce Nix, L OBP: 0.318, SLG: 0.520										4	0	1	1	0	1	3				
13 Alex Cora, L OBP: 0.290, SLG: 0.281										0	0	0	0	0	0	0				
28 Jayson Werth, R OBP: 0.326, SLG: 0.377										4	0	0	0	0	2	6				
24 Rick Ankiel, L OBP: 0.302, SLG: 0.319										3	0	2	0	1	1	0				
3 Wilson Ramos, R OBP: 0.329, SLG: 0.413										3	0	2	1	1	0	1				
20 Ian Desmond, R OBP: 0.256, SLG: 0.298										3	0	0	0	0	0	5				
48 Ross Detwiler, R ERA: 3.38										2	0	0	0	0	2	4				
60 Todd Coffey, R ERA: 3.19										0	0	0	0	0	0	0				
38 Michael Morse, R ERA: 5.4										1	0	0	0	0	0	1				
17 Sean Burnett, L ERA: 5.59										0	0	0	0	0	0	0				
36 Tyler Clippard, R ERA: 1.86										0	0	0	0	0	0	0				
12 Matt Stairs, L ERA: 2.64										1	0	0	0	0	1	2				
22 Drew Storen, S ERA: 2.64										0	0	0	0	0	0	0				
<b>Inning Stats</b>	R: 3 E: 1 K: 2 S: 20	H: 4 LOB: 3 BB: 1 P: 34	R: 0 E: 0 K: 1 S: 9	H: 0 LOB: 0 BB: 1 P: 15	R: 0 E: 0 K: 2 S: 8	H: 0 LOB: 0 BB: 0 P: 10	R: 0 E: 0 K: 1 S: 11	H: 0 LOB: 1 BB: 1 P: 17	R: 0 E: 0 K: 0 S: 7	H: 2 LOB: 1 BB: 0 P: 12	R: 0 E: 0 K: 0 S: 15	H: 1 LOB: 1 BB: 0 P: 21	R: 0 E: 0 K: 0 S: 9	H: 1 LOB: 2 BB: 1 P: 16	R: 0 E: 0 K: 1 S: 7	H: 2 LOB: 2 BB: 0 P: 8	1B: 10 2B: 1 3B: 0 HR: 0	SF: 0 SAC: 1 DP: 2 HBP: 0	WP: 0 PB: 0 SB: 0 CS: 0	PA: 37
<b>PITCHER</b>	IP WLS BF H R ER SO BB IBB HBP BLK WP HR S P ERA WHIP																			
32 Ramon Ortiz, R ERA: 3.0	6.0 L 27 7 3 2 7 2 0 0 0 0 0 0 1 5 3.00 1.500																			
43 John Grabow, L ERA: 5.4	0.1 2 0 0 0 0 1 0 0 0 0 0 0 1 5 0.00 3.000																			
29 Jeff Samardzija, R ERA: 3.78	1.0 6 3 0 0 0 0 0 0 0 0 0 0 11 15 0.00 3.000																			
40 James Russell, L ERA: 4.73	0.2 2 0 0 0 1 0 0 0 0 0 0 0 4 4 0.00 0.000																			

AB	32
R	3
H	10
RBI	2
BB	4
SO	8
LOB	27





Batter	1	2	3	4	5	6	7	8	9	AB	R	H	RBI	BB	SO	LOB	TOP								
5 Reed Johnson, R OBP: 0.372, SLG: 0.558										4	0	2	0	0	2	0	<b>Chicago Cubs @ Washington Nationals</b> Nationals Park, Washington, DC Wed Jul 06 2011, 7:07 PM - 10:00 PM EDT Att: 19,631 - Partly Cloudy - 84 F								
13 Starlin Castro, R OBP: 0.336, SLG: 0.428										4	1	1	0	0	1	2									
16 Aramis Ramirez, R OBP: 0.339, SLG: 0.494										4	1	1	2	0	1	2									
18 Geovany Soto, R OBP: 0.322, SLG: 0.413										4	1	1	0	0	1	2									
22 Carlos Pena, L OBP: 0.343, SLG: 0.461										4	1	1	2	0	2	0									
24 Marlon Byrd, R OBP: 0.304, SLG: 0.397										4	0	0	0	0	2	0									
12 Alfonso Soriano, R OBP: 0.304, SLG: 0.476										3	0	1	0	1	0	0									
15 Darwin Barney, R OBP: 0.319, SLG: 0.351										2	0	1	0	0	0	0									
36 Randy Wells, R OBP: 0.143, SLG: 0.143										2	0	0	0	0	1	1									
37 Chris Carpenter, R ERA: 1.59										0	0	0	0	0	0	0									
9 Blake DeWitt, L OBP: 0.276, SLG: 0.359										1	0	0	0	0	0	1									
34 Kerry Wood, R ERA: 1.91										0	0	0	0	0	0	0									
43 John Grabow, L ERA: 2.58										0	0	0	0	0	0	0									
<b>Inning Stats</b>	R: 0 E: 0 K: 1 S: 6	H: 0 LOB: 0 BB: 0 P: 10	R: 2 E: 0 K: 1 S: 16	H: 3 LOB: 1 BB: 0 P: 22	R: 0 E: 0 K: 0 S: 12	H: 1 LOB: 1 BB: 0 P: 17	R: 0 E: 0 K: 1 S: 7	H: 1 LOB: 0 BB: 0 P: 12	R: 0 E: 0 K: 1 S: 7	H: 0 LOB: 0 BB: 0 P: 10	R: 2 E: 0 K: 2 S: 10	H: 2 LOB: 0 BB: 0 P: 11	R: 0 E: 0 K: 0 S: 2	H: 0 LOB: 0 BB: 1 P: 9	R: 0 E: 0 K: 3 S: 14	H: 1 LOB: 1 BB: 0 P: 19	R: 0 E: 0 K: 1 S: 8	H: 0 LOB: 0 BB: 0 P: 9	1B: 5 2B: 2 3B: 0 HR: 2	SF: 0 SAC: 1 DP: 1 HBP: 0	WP: 1 PB: 0 SB: 1 CS: 1	PA: 35			
<b>PITCHER</b>	IP WLS BF H R ER SO BB IBB HBP BLK WP HR S P ERA WHIP	IP WLS BF H R ER SO BB IBB HBP BLK WP HR S P ERA WHIP	IP WLS BF H R ER SO BB IBB HBP BLK WP HR S P ERA WHIP	IP WLS BF H R ER SO BB IBB HBP BLK WP HR S P ERA WHIP	IP WLS BF H R ER SO BB IBB HBP BLK WP HR S P ERA WHIP	IP WLS BF H R ER SO BB IBB HBP BLK WP HR S P ERA WHIP	IP WLS BF H R ER SO BB IBB HBP BLK WP HR S P ERA WHIP	IP WLS BF H R ER SO BB IBB HBP BLK WP HR S P ERA WHIP	IP WLS BF H R ER SO BB IBB HBP BLK WP HR S P ERA WHIP	IP WLS BF H R ER SO BB IBB HBP BLK WP HR S P ERA WHIP	IP WLS BF H R ER SO BB IBB HBP BLK WP HR S P ERA WHIP	IP WLS BF H R ER SO BB IBB HBP BLK WP HR S P ERA WHIP	IP WLS BF H R ER SO BB IBB HBP BLK WP HR S P ERA WHIP	IP WLS BF H R ER SO BB IBB HBP BLK WP HR S P ERA WHIP	IP WLS BF H R ER SO BB IBB HBP BLK WP HR S P ERA WHIP	IP WLS BF H R ER SO BB IBB HBP BLK WP HR S P ERA WHIP	IP WLS BF H R ER SO BB IBB HBP BLK WP HR S P ERA WHIP	IP WLS BF H R ER SO BB IBB HBP BLK WP HR S P ERA WHIP	IP WLS BF H R ER SO BB IBB HBP BLK WP HR S P ERA WHIP	IP WLS BF H R ER SO BB IBB HBP BLK WP HR S P ERA WHIP	IP WLS BF H R ER SO BB IBB HBP BLK WP HR S P ERA WHIP	IP WLS BF H R ER SO BB IBB HBP BLK WP HR S P ERA WHIP	IP WLS BF H R ER SO BB IBB HBP BLK WP HR S P ERA WHIP	IP WLS BF H R ER SO BB IBB HBP BLK WP HR S P ERA WHIP	IP WLS BF H R ER SO BB IBB HBP BLK WP HR S P ERA WHIP

AB	32
R	4
H	8
RBI	4
BB	1
SO	10
LOB	8



Batter	1	2	3	4	5	6	7	8	9	AB	R	H	RBI	BB	SO	LOB	BOTTOM								
2 Roger Bernadina, L OBP: 0.322, SLG: 0.374										5	1	2	0	0	2	3	<b>Chicago Cubs @ Washington Nationals</b> Nationals Park, Washington, DC Wed Jul 06 2011, 7:07 PM - 10:00 PM EDT Att: 19,631 - Partly Cloudy - 84 F								
8 Danny Espinosa, S OBP: 0.343, SLG: 0.474										4	2	1	2	1	2	1									
11 Ryan Zimmerman, R OBP: 0.346, SLG: 0.426										4	1	3	2	1	0	1									
19 Laynce Nix, L OBP: 0.317, SLG: 0.514										4	0	1	0	0	2	3									
52 Ryan Mattheus, R ERA: 1.59										0	0	0	0	0	0	0									
63 Henry Alberto Rodriguez, R ERA: 1.91										0	0	0	0	0	0	0									
7 Ivan Rodriguez, R OBP: 0.276, SLG: 0.325										1	0	0	0	0	0	2									
22 Drew Storen, S ERA: 2.58										0	0	0	0	0	0	0									
38 Michael Morse, R OBP: 0.350, SLG: 0.539										4	1	2	0	0	0	2									
28 Jayson Werth, R OBP: 0.322, SLG: 0.372										4	0	0	0	0	1	4									
3 Wilson Ramos, R OBP: 0.333, SLG: 0.416										3	0	2	1	0	1	2									
20 Ian Desmond, R OBP: 0.259, SLG: 0.298										3	0	1	0	1	1	1									
32 Tom Gorzelanny, R OBP: 0.125, SLG: 0.045										2	0	1	0	0	1	3									
24 Rick Ankiel, L OBP: 0.301, SLG: 0.317										1	0	0	0	0	0	0									
<b>Inning Stats</b>	R: 2 E: 0 K: 1 S: 15	H: 3 LOB: 1 BB: 0 P: 23	R: 0 E: 0 K: 1 S: 11	H: 2 LOB: 1 BB: 0 P: 17	R: 0 E: 1 K: 1 S: 6	H: 0 LOB: 1 BB: 0 P: 13	R: 0 E: 0 K: 2 S: 16	H: 2 LOB: 2 BB: 0 P: 26	R: 2 E: 0 K: 2 S: 19	H: 3 LOB: 3 BB: 2 P: 34	R: 0 E: 0 K: 1 S: 12	H: 1 LOB: 1 BB: 0 P: 16	R: 1 E: 0 K: 1 S: 10	H: 1 LOB: 0 BB: 0 P: 16	R: 0 E: 0 K: 1 S: 10	H: 1 LOB: 2 BB: 1 P: 17	1B: 8 2B: 3 3B: 0 HR: 2	SF: 0 SAC: 2 DP: 0 HBP: 0	WP: 1 PB: 0 SB: 2 CS: 0	PA: 40					
<b>PITCHER</b>	IP WLS BF H R ER SO BB IBB HBP BLK WP HR S P ERA WHIP	IP WLS BF H R ER SO BB IBB HBP BLK WP HR S P ERA WHIP	IP WLS BF H R ER SO BB IBB HBP BLK WP HR S P ERA WHIP	IP WLS BF H R ER SO BB IBB HBP BLK WP HR S P ERA WHIP	IP WLS BF H R ER SO BB IBB HBP BLK WP HR S P ERA WHIP	IP WLS BF H R ER SO BB IBB HBP BLK WP HR S P ERA WHIP	IP WLS BF H R ER SO BB IBB HBP BLK WP HR S P ERA WHIP	IP WLS BF H R ER SO BB IBB HBP BLK WP HR S P ERA WHIP	IP WLS BF H R ER SO BB IBB HBP BLK WP HR S P ERA WHIP	IP WLS BF H R ER SO BB IBB HBP BLK WP HR S P ERA WHIP	IP WLS BF H R ER SO BB IBB HBP BLK WP HR S P ERA WHIP	IP WLS BF H R ER SO BB IBB HBP BLK WP HR S P ERA WHIP	IP WLS BF H R ER SO BB IBB HBP BLK WP HR S P ERA WHIP	IP WLS BF H R ER SO BB IBB HBP BLK WP HR S P ERA WHIP	IP WLS BF H R ER SO BB IBB HBP BLK WP HR S P ERA WHIP	IP WLS BF H R ER SO BB IBB HBP BLK WP HR S P ERA WHIP	IP WLS BF H R ER SO BB IBB HBP BLK WP HR S P ERA WHIP	IP WLS BF H R ER SO BB IBB HBP BLK WP HR S P ERA WHIP	IP WLS BF H R ER SO BB IBB HBP BLK WP HR S P ERA WHIP	IP WLS BF H R ER SO BB IBB HBP BLK WP HR S P ERA WHIP	IP WLS BF H R ER SO BB IBB HBP BLK WP HR S P ERA WHIP	IP WLS BF H R ER SO BB IBB HBP BLK WP HR S P ERA WHIP	IP WLS BF H R ER SO BB IBB HBP BLK WP HR S P ERA WHIP	IP WLS BF H R ER SO BB IBB HBP BLK WP HR S P ERA WHIP	IP WLS BF H R ER SO BB IBB HBP BLK WP HR S P ERA WHIP

AB	35
R	5
H	13
RBI	5
BB	3
SO	10
LOB	22





Batter	1	2	3	4	5	6	7	8	9	AB	R	H	RBI	BB	SO	LOB	TOP					
1 Kosuke Fukudome, L (1,9) OBP: 0.375, SLG: 0.368																						
13 Starlin Castro, R (1,6) OBP: 0.334, SLG: 0.428																						
16 Aramis Ramirez, R (1,5) OBP: 0.346, SLG: 0.495																						
22 Carlos Pena, L (1,3) OBP: 0.340, SLG: 0.467																						
18 Geovany Soto, R (1,2) OBP: 0.328, SLG: 0.415																						
24 Marlon Byrd, R (1,8) OBP: 0.343, SLG: 0.397																						
12 Alfonso Soriano, R (1,7) 45 Sean Marshall, L (7,1) 1 Tony Campana, L (9,PH) OBP: 0.308, SLG: 0.297																						
15 Darwin Barney, R (1,4) OBP: 0.323, SLG: 0.363																						
22 Matt Garza, R (1,1) 29 Jeff Samardzija, R (3,1) 3 Jeff Baker, R (5,PH) 40 James Russell, L (5,1) 9 Blake DeWitt, L (5,PH) 43 John Grabow, L (6,1) 5 Reed Johnson, R (7,7) 49 Carlos Marmol, R (9,1)																						
<b>Inning Stats</b>	R: 0 E: 0 K: 2 S: 12	H: 1 LOB: 2 BB: 0 P: 21	R: 0 E: 0 K: 0 S: 10	H: 1 LOB: 1 BB: 0 P: 11	R: 0 E: 0 K: 0 S: 8	H: 0 LOB: 0 BB: 0 P: 13	R: 0 E: 0 K: 0 S: 9	H: 1 LOB: 1 BB: 0 P: 14	R: 0 E: 0 K: 1 S: 6	H: 1 LOB: 1 BB: 0 P: 7	R: 6 E: 0 K: 1 S: 22	H: 6 LOB: 0 BB: 3 P: 31	R: 2 E: 0 K: 1 S: 13	H: 1 LOB: 2 BB: 3 P: 28	R: 1 E: 0 K: 1 S: 14	H: 2 LOB: 1 BB: 0 P: 23	R: 1 E: 0 K: 0 S: 11	H: 2 LOB: 1 BB: 0 P: 20	1B: 10 2B: 3 HR: 2	SF: 0 SAC: 0 DP: 0 HBP: 1	WP: 1 PB: 0 SB: 1 CS: 0	PA: 45
<b>PITCHER</b>	IP WLS BF H R ER SO BB IBB HBP BLK WP HR S P ERA WHIP																					
61 Livan Hernandez, R (1,1) ERA: 4.01	5.2 27 10 6 6 3 0 0 1 0 0 1 65 92 9.53 1.765																					
60 Todd Coffey, R (6,1) ERA: 3.38	0.2 H 3 0 1 1 0 1 0 0 0 0 0 8 16 13.50 1.500																					
17 Sean Burnett, L (7,1) ERA: 5.78	0.2 B 5 1 1 1 1 1 0 0 0 0 1 7 17 13.50 3.000																					
63 Henry Alberto Rodriguez, R (1,1) ERA: 2.37	2.0 L 10 4 2 2 1 0 0 0 0 0 0 0 25 43 9.00 2.000																					

Chicago Cubs @ Washington Nationals  
Nationals Park, Washington, DC  
Thu Jul 07 2011, 7:09 PM - 10:39 PM EDT  
Att: 22,016 - Partly Cloudy - 91 F

AB 41  
R 10  
H 15  
RBI 10  
BB 3  
SO 5  
LOB 15



Batter	1	2	3	4	5	6	7	8	9	AB	R	H	RBI	BB	SO	LOB	BOTTOM					
2 Roger Bernadina, L (1,7) OBP: 0.326, SLG: 0.382																						
8 Danny Espinosa, S (1,4) OBP: 0.335, SLG: 0.473																						
11 Ryan Zimmerman, R (1,5) OBP: 0.348, SLG: 0.420																						
38 Michael Morse, R (1,3) OBP: 0.351, SLG: 0.536																						
28 Jayson Werth, R (1,9) OBP: 0.323, SLG: 0.370																						
24 Rick Ankiel, L (1,8) OBP: 0.303, SLG: 0.322																						
3 Wilson Ramos, R (1,2) OBP: 0.332, SLG: 0.418																						
20 Ian Desmond, R (1,6) OBP: 0.259, SLG: 0.298 12 Matt Stairs, L (9,PH) OBP: 0.254, SLG: 0.161																						
61 Livan Hernandez, R (1,1) ERA: 4.01 60 Todd Coffey, R (3,1) ERA: 3.38 17 Sean Burnett, L (7,1) ERA: 5.78 43 Brian Bixler, R (7,PH) ERA: 3.02 63 Henry Alberto Rodriguez, R (1,1) ERA: 2.37 19 Laynce Nix, L (9,PH) OBP: 0.260, SLG: 0.281 13 Alex Cora, L (9,PH) OBP: 0.260, SLG: 0.281																						
<b>Inning Stats</b>	R: 0 E: 0 K: 2 S: 12	H: 1 LOB: 2 BB: 1 P: 21	R: 0 E: 0 K: 2 S: 9	H: 0 LOB: 0 BB: 0 P: 13	R: 7 E: 2 K: 1 S: 27	H: 8 LOB: 2 BB: 0 P: 43	R: 1 E: 1 K: 1 S: 11	H: 1 LOB: 1 BB: 0 P: 17	R: 0 E: 0 K: 0 S: 7	H: 1 LOB: 1 BB: 0 P: 11	R: 0 E: 0 K: 1 S: 9	H: 0 LOB: 1 BB: 1 P: 14	R: 0 E: 0 K: 2 S: 8	H: 0 LOB: 0 BB: 0 P: 13	R: 1 E: 0 K: 1 S: 12	H: 2 LOB: 1 BB: 0 P: 17	R: 0 E: 0 K: 0 S: 8	H: 0 LOB: 3 BB: 1 P: 16	1B: 10 2B: 3 HR: 0	SF: 0 SAC: 2 DP: 0 HBP: 1	WP: 1 PB: 0 SB: 3 CS: 0	PA: 46
<b>PITCHER</b>	IP WLS BF H R ER SO BB IBB HBP BLK WP HR S P ERA WHIP																					
22 Matt Garza, R (1,1) ERA: 4.26	2.0 9 2 1 0 2 0 0 0 0 0 0 19 27 0.00 1.000																					
29 Jeff Samardzija, R (3,1) ERA: 3.02	2.0 9 2 1 0 2 0 0 0 0 0 0 19 27 0.00 1.000																					
40 James Russell, L (5,1) ERA: 4.63	1.0 4 1 0 0 0 0 0 0 0 0 0 7 11 0.00 1.000																					
43 John Grabow, L (6,1) ERA: 5.11	1.0 4 0 0 0 1 1 0 0 0 0 0 9 14 0.00 1.000																					
45 Sean Marshall, L (7,1) ERA: 2.4	2.0 W 8 2 1 1 3 0 0 0 0 0 0 20 30 4.50 1.000																					
<b>PITCHER</b>	IP WLS BF H R ER SO BB IBB HBP BLK WP HR S P ERA WHIP																					
49 Carlos Marmol, R (9,1) ERA: 2.21	1.0 5 0 0 0 0 1 0 0 0 0 0 8 16 0.00 1.000																					

Chicago Cubs @ Washington Nationals  
Nationals Park, Washington, DC  
Thu Jul 07 2011, 7:09 PM - 10:39 PM EDT  
Att: 22,016 - Partly Cloudy - 91 F

AB 40  
R 9  
H 13  
RBI 9  
BB 3  
SO 10  
LOB 24





Batter	1	2	3	4	5	6	7	8	9	AB	R	H	RBI	BB	SO	LOB	TOP		
5 Carlos González, L (1,8) OBP: 0.359, SLG: 0.491	G6-3			K		G1-3		B1-3		4	0	0	0	0	1	0	<b>Colorado Rockies @ Washington Nationals</b> Nationals Park, Washington, DC Fri Jul 08 2011, 7:08 PM - 9:55 PM EDT Att: 19,046 - Cloudy - 74 F		
18 Jonathan Herrera, S (1,6) OBP: 0.335, SLG: 0.319	F8			17 1B 21 1B		17 1B G4-3			3 1 2 0 1 0 0										
17 Todd Helton, L (1,3) OBP: 0.394, SLG: 0.477	K			14 FC1-6 41 1B		G4-3		L7	4 1 1 0 0 1 2										
21 Ty Wigington, R (1,7) OBP: 0.313, SLG: 0.478	G3			14 FC1-6 41 1B					2 0 1 1 2 0 0										
19 Ryan Spilborghs, R (9,7) OBP: 0.299, SLG: 0.310				14 FC1-6 41 1B					0 0 0 0 0 0 0										
14 Mark Ellis, R (1,4) OBP: 0.273, SLG: 0.337	K			41 1B		F9		F6	4 1 0 0 0 1 5										
41 Cole Garner, R (1,9) OBP: 0.250, SLG: 0.250	K							F8	3 0 1 1 0 2 1										
51 Matt Reynolds, L (7,1)									0 0 0 0 0 0 0										
34 Matt Belisle, R (8,1)									0 0 0 0 0 0 0										
23 Jason Giambi, L (9,PH) OBP: 0.364, SLG: 0.635									1 0 0 0 0 0 2										
16 Huston Street, R (9,1)									0 0 0 0 0 0 0										
9 Ian Stewart, L (1,5) OBP: 0.164, SLG: 0.115				K		F7		F8	3 0 0 0 0 1 1										
20 Chris Iannetta, R (1,2) OBP: 0.371, SLG: 0.415				G1-3		K		F9	3 0 0 0 0 1 0										
46 Jason Hammel, R (1,1) OBP: 0.161, SLG: 0.233				L8		P4		K	2 0 0 0 0 0 0										
7 Seth Smith, L (7,9) OBP: 0.353, SLG: 0.506									1 0 0 0 0 1 0										
<b>Inning Stats</b>	R: 0 H: 0 E: 0 K: 1 S: 7	H: 0 BB: 0 LOB: 12	R: 0 H: 0 E: 0 K: 2 S: 10	H: 0 BB: 0 LOB: 14	R: 0 H: 0 E: 0 K: 1 S: 14	H: 0 BB: 0 LOB: 18	R: 3 H: 4 E: 0 K: 1 S: 15	H: 1 BB: 0 LOB: 1	R: 0 H: 0 E: 0 K: 0 S: 10	H: 0 BB: 1 LOB: 1	R: 0 H: 0 E: 0 K: 1 S: 8	H: 0 BB: 0 LOB: 1	R: 0 H: 0 E: 0 K: 1 S: 7	H: 0 BB: 2 LOB: 2	R: 0 H: 0 E: 0 K: 0 S: 12	H: 0 BB: 2 LOB: 25	1B: 5 2B: 0 3B: 0 HR: 0	SF: 0 SAC: 0 DP: 1 HBP: 0	WP: 1 PA: 33 PB: 0 CS: 1
<b>PITCHER</b>	IP WLS BF H R ER SO BB IBB HBP BLK WP HR S P ERA WHIP																		
31 John Lannan, L (1,1) ERA: 3.84	3.1 L 13 3 3 3 5 0 0 0 0 0 0 0 41 57 8.10 0.900																		
52 Ryan Mattheus, R (4,1) ERA: 1.39	1.2 5 1 0 0 1 0 0 0 0 1 0 0 12 18 0.00 0.600																		
17 Sean Burnett, L (6,1) ERA: 5.4	2.0 7 1 0 0 1 1 0 0 0 0 0 0 18 31 0.00 1.000																		
36 Tyler Clippard, R (8,1) ERA: 1.79	2.0 8 0 0 0 1 2 0 0 0 0 1 0 19 37 0.00 1.000																		

Batter	1	2	3	4	5	6	7	8	9	AB	R	H	RBI	BB	SO	LOB	BOTTOM		
2 Roger Bernadina, L (1,7) OBP: 0.325, SLG: 0.385	L9			G1-3		G1-3		G1-3		4	1	1	0	0	0		<b>Colorado Rockies @ Washington Nationals</b> Nationals Park, Washington, DC Fri Jul 08 2011, 7:08 PM - 9:55 PM EDT Att: 19,046 - Cloudy - 74 F		
8 Danny Espinosa, S (1,4) OBP: 0.337, SLG: 0.470	11 1B 38 SF8								2 0 0 0 2 1 0										
11 Ryan Zimmerman, R (1,5) OBP: 0.345, SLG: 0.415	28 S			P3		G4-3		F9	4 0 1 0 0 0 1										
38 Michael Morse, R (1,3) OBP: 0.349, SLG: 0.534	11 1B			F9		F8			3 0 1 1 0 0 1										
43 Brian Bixler, R (9,PR) OBP: 0.271, SLG: 0.227	SF8								0 0 0 0 0 0 0										
28 Jayson Werth, R (1,9) OBP: 0.323, SLG: 0.369	K			G6-3				K2-4	4 0 1 0 0 2 3										
24 Rick Ankiel, L (1,8) OBP: 0.297, SLG: 0.314	P4			G4-3		G1-3			4 0 0 0 0 1 4										
3 Wilson Ramos, R (1,2) OBP: 0.332, SLG: 0.431	K							G5-3	3 1 1 1 0 1 0										
20 Ian Desmond, R (1,6) OBP: 0.260, SLG: 0.298	F9			G6-3					3 0 1 0 0 0 0										
31 John Lannan, L (1,1) ERA: 4.23									1 0 0 0 0 0 0										
52 Ryan Mattheus, R (4,1) ERA: 3.23									0 0 0 0 0 0 0										
13 Alex Cora, L (5,PH) OBP: 0.296, SLG: 0.278									1 0 0 0 0 0 0										
17 Sean Burnett, L (6,1) ERA: 5.4									0 0 0 0 0 0 0										
12 Matt Stairs, L (7,PH) OBP: 0.394, SLG: 0.763									0 0 0 0 0 0 0										
26 Jesus Flores, R (7,PH) OBP: 0.330, SLG: 0.330									1 0 0 0 0 1 1										
36 Tyler Clippard, R (8,1) ERA: 1.79									0 0 0 0 0 0 0										
<b>Inning Stats</b>	R: 1 H: 2 E: 0 K: 1 S: 13	H: 2 BB: 1 LOB: 22	R: 0 H: 0 E: 0 K: 1 S: 9	H: 0 BB: 0 LOB: 11	R: 0 H: 0 E: 0 K: 0 S: 10	H: 0 BB: 1 LOB: 1	R: 1 H: 1 E: 0 K: 0 S: 10	H: 1 BB: 0 LOB: 0	R: 0 H: 0 E: 0 K: 0 S: 12	H: 1 BB: 0 LOB: 1	R: 0 H: 1 E: 0 K: 1 S: 6	H: 0 BB: 0 LOB: 8	R: 0 H: 0 E: 0 K: 2 S: 9	H: 1 BB: 0 LOB: 12	R: 0 H: 1 E: 0 K: 2 S: 9	H: 1 BB: 0 LOB: 12	1B: 4 2B: 2 3B: 0 HR: 1	SF: 1 SAC: 0 DP: 1 HBP: 0	WP: 0 PA: 33 PB: 0 CS: 1
<b>PITCHER</b>	IP WLS BF H R ER SO BB IBB HBP BLK WP HR S P ERA WHIP																		
46 Jason Hammel, R (1,1) ERA: 4.23	6.1 W 26 5 2 2 3 2 0 0 0 0 0 0 7 10 2.84 1.105																		
51 Matt Reynolds, L (7,1) ERA: 3.23	1.1 H 3 0 0 0 1 0 0 0 0 0 0 0 7 10 0.00 0.000																		
34 Matt Belisle, R (8,1) ERA: 3.43	0.1 H 1 0 0 0 0 0 0 0 0 0 0 0 3 4 0.00 0.000																		
16 Huston Street, R (9,1) ERA: 3.38	1.0 S 3 1 0 0 2 0 0 0 0 0 0 0 9 12 0.00 1.000																		





Batter	1	2	3	4	5	6	7	8	9	AB	R	H	RBI	BB	SO	LOB	TOP					
19 Ryan Spilborghs, R OBP: 0.304, SLG: 0.315 (9, 7)										4	0	2	0	0	0	0						
14 Mark Ellis, R OBP: 0.272, SLG: 0.340 (1, 4)										4	1	1	0	0	0	1						
17 Todd Helton, L OBP: 0.399, SLG: 0.494 (1, 3)										3	1	2	2	1	0	0						
2 Troy Tulowitzki, R OBP: 0.341, SLG: 0.494 (1, 6)										3	0	1	0	1	0	2						
7 Seth Smith, L OBP: 0.348, SLG: 0.498 (1, 9)										4	0	0	0	0	0	5						
21 Ty Wigington, R OBP: 0.309, SLG: 0.470 (1, 7)										4	0	0	0	0	0	1						
5 Carlos González, L OBP: 0.359, SLG: 0.491 (9, 8)										0	0	0	0	0	0	0						
9 Ian Stewart, L OBP: 0.183, SLG: 0.111 (1, 5)										2	0	0	0	2	0	0						
20 Chris Iannetta, R OBP: 0.369, SLG: 0.410 (1, 2)										3	0	0	0	1	0	1						
38 Ubaldo Jiménez, R OBP: 0.100, SLG: 0.069 (1, 1)										3	0	0	0	0	2	3						
16 Huston Street, R (9, 1)										0	0	0	0	0	0	0						
<b>Inning Stats</b>	R: 0 E: 0 K: 0 S: 11	H: 1 LOB: 2 BB: 1 P: 18	R: 0 E: 0 K: 0 S: 3	H: 0 LOB: 0 BB: 1 P: 7	R: 0 E: 0 K: 1 S: 8	H: 0 LOB: 0 BB: 2 P: 10	R: 1 E: 0 K: 0 S: 15	H: 2 LOB: 3 BB: 2 P: 31	R: 1 E: 0 K: 0 S: 6	H: 2 LOB: 0 BB: 0 P: 10	R: 0 E: 0 K: 0 S: 9	H: 0 LOB: 0 BB: 0 P: 14	R: 0 E: 0 K: 1 S: 10	H: 0 LOB: 0 BB: 0 P: 12	R: 0 E: 0 K: 0 S: 6	H: 1 LOB: 1 BB: 1 P: 13	R: 0 E: 0 K: 0 S: 9	H: 0 LOB: 0 BB: 0 P: 13	1B: 3 2B: 3 3B: 0 HR: 1	SF: 0 SAC: 0 DP: 2 HBP: 0	WP: 1 PB: 0 CS: 0	PA: 35
<b>PITCHER</b>	IP	WLS	BF	H	R	ER	SO	BB	IBB	HBP	BLK	WP	HR	S	P	ERA	WHIP					
21 Jason Marquis, R ERA: 4.05 (1, 1)	6.0	L	25	5	2	2	1	4	0	0	0	1	1	52	90	3.00	1.500					
48 Ross Detwiler, L ERA: 2.45 (7, 1)	2.0		7	1	0	0	1	0	1	0	0	0	0	16	25	0.00	0.500					
60 Todd Coffey, R ERA: 3.28 (9, 1)	1.0		3	0	0	0	0	0	0	0	0	0	0	9	13	0.00	0.000					

Colorado Rockies @ Washington Nationals  
Nationals Park, Washington, DC  
Sat Jul 09 2011, 7:09 PM - 9:47 PM EDT  
Att: 29,441 - Clear - 89 F

AB	30
R	2
H	6
RBI	2
BB	5
SO	2
LOB	13



Batter	1	2	3	4	5	6	7	8	9	AB	R	H	RBI	BB	SO	LOB	BOTTOM					
2 Roger Bernadina, L OBP: 0.324, SLG: 0.382 (1, 8)										4	0	1	0	0	1	0						
8 Danny Espinosa, S OBP: 0.293, SLG: 0.464 (1, 4)										4	0	0	0	0	1	2						
11 Ryan Zimmerman, R OBP: 0.342, SLG: 0.409 (1, 5)										4	0	1	0	0	1	0						
19 Laynce Nix, L OBP: 0.319, SLG: 0.509 (1, 7)										4	0	1	0	0	2	1						
38 Michael Morse, R OBP: 0.352, SLG: 0.534 (1, 3)										4	0	2	0	0	0	1						
28 Jayson Werth, R OBP: 0.322, SLG: 0.365 (1, 9)										3	0	0	0	1	0	3						
26 Jesus Flores, R OBP: 0.167, SLG: 0.167 (1, 2)										3	0	0	0	0	1	2						
20 Ian Desmond, R OBP: 0.263, SLG: 0.308 (1, 6)										3	1	2	0	0	1	0						
21 Jason Marquis, L OBP: 0.216, SLG: 0.243 (1, 1)										1	0	0	0	0	1	0						
24 Rick Ankiel, L OBP: 0.295, SLG: 0.313 (6, PH)										1	0	0	1	0	0	0						
48 Ross Detwiler, R (7, 1)										0	0	0	0	0	0	0						
12 Matt Stairs, L OBP: 0.250, SLG: 0.159 (8, PH)										1	0	0	0	0	1	1						
60 Todd Coffey, R (9, 1)										0	0	0	0	0	0	0						
<b>Inning Stats</b>	R: 0 E: 0 K: 1 S: 8	H: 0 LOB: 0 BB: 0 P: 14	R: 0 E: 0 K: 0 S: 4	H: 0 LOB: 0 BB: 0 P: 5	R: 0 E: 0 K: 2 S: 8	H: 0 LOB: 0 BB: 0 P: 12	R: 0 E: 0 K: 0 S: 8	H: 0 LOB: 0 BB: 0 P: 15	R: 0 E: 0 K: 1 S: 10	H: 1 LOB: 1 BB: 1 P: 17	R: 1 E: 0 K: 1 S: 8	H: 1 LOB: 0 BB: 0 P: 12	R: 0 E: 0 K: 1 S: 11	H: 1 LOB: 1 BB: 0 P: 15	R: 0 E: 0 K: 2 S: 14	H: 2 LOB: 2 BB: 0 P: 22	R: 0 E: 0 K: 1 S: 13	H: 2 LOB: 1 BB: 0 P: 17	1B: 6 2B: 0 3B: 1 HR: 0	SF: 0 SAC: 0 DP: 2 HBP: 0	WP: 0 PB: 0 CS: 0	PA: 33
<b>PITCHER</b>	IP	WLS	BF	H	R	ER	SO	BB	IBB	HBP	BLK	WP	HR	S	P	ERA	WHIP					
38 Ubaldo Jiménez, R ERA: 4.14 (1, 1)	8.0	W	29	5	1	1	8	1	0	0	0	0	0	71	112	1.12	0.750					
16 Huston Street, R ERA: 3.29 (9, 1)	1.0	S	4	2	0	0	1	0	0	0	0	0	0	13	17	0.00	2.000					

Colorado Rockies @ Washington Nationals  
Nationals Park, Washington, DC  
Sat Jul 09 2011, 7:09 PM - 9:47 PM EDT  
Att: 29,441 - Clear - 89 F

AB	32
R	1
H	7
RBI	1
BB	1
SO	9
LOB	10





Batter	1	2	3	4	5	6	7	8	9	AB	R	H	RBI	BB	SO	LOB	TOP							
19 Ryan Spilborghs, R (1,8) OBP: 0.298, SLG: 0.309										3	0	0	0	0	1	1	<b>Colorado Rockies @ Washington Nationals</b> Nationals Park, Washington, DC Sun Jul 10 2011, 1:37 PM - 3:59 PM EDT Att: 21,186 - Partly Cloudy - 88 F							
23 Jason Giambi, L (8,PH) OBP: 0.360, SLG: 0.628										1	0	0	0	0	1	2								
27 Matt Lindstrom, R (8,1) OBP: 0.285, SLG: 0.488										0	0	0	0	0	0	0								
51 Matt Reynolds, L (8,1)										0	0	0	0	0	0	0								
14 Mark Ellis, R (1,4) OBP: 0.285, SLG: 0.335										4	0	0	0	0	1	2								
17 Todd Helton, L (1,3) OBP: 0.400, SLG: 0.494										4	0	2	0	0	0	0								
2 Troy Tulowitzki, R (1,6) OBP: 0.337, SLG: 0.488										4	0	0	0	0	0	2								
7 Seth Smith, L (1,9) OBP: 0.347, SLG: 0.498										4	0	1	0	0	0	1								
41 Cole Garner, R (1,7) OBP: 0.125, SLG: 0.125										4	0	0	0	0	4	2								
9 Ian Stewart, L (1,5) OBP: 0.203, SLG: 0.136										3	0	2	0	0	1	0								
15 Matt Paganzzi, R (1,2) OBP: 0.348, SLG: 0.286										2	0	0	0	0	1	1								
45 Jhoulys Chacin, R (1,1) OBP: 0.114, SLG: 0.114										2	0	1	0	0	0	0								
21 Ty Wigginton, R (8,PH) OBP: 0.311, SLG: 0.470										0	0	0	0	1	0	0								
5 Carlos Gonzalez, L (8,8) OBP: 0.359, SLG: 0.491										0	0	0	0	0	0	0								
<b>Inning Stats</b>	R: 0 E: 0 K: 2 S: 10	H: 1 LOB: 1 BB: 0 P: 12	R: 0 E: 0 K: 2 S: 9	H: 0 LOB: 0 BB: 0 P: 14	R: 0 E: 0 K: 1 S: 9	H: 0 LOB: 0 BB: 0 P: 13	R: 0 E: 0 K: 0 S: 7	H: 0 LOB: 0 BB: 0 P: 11	R: 0 E: 0 K: 1 S: 10	H: 1 LOB: 1 BB: 0 P: 12	R: 0 E: 0 K: 0 S: 15	H: 1 LOB: 0 BB: 0 P: 20	R: 0 E: 0 K: 1 S: 10	H: 1 LOB: 1 BB: 0 P: 13	R: 0 E: 0 K: 1 S: 14	H: 1 LOB: 2 BB: 1 P: 26	R: 0 E: 0 K: 1 S: 9	H: 1 LOB: 1 BB: 0 P: 13	1B: 5 2B: 1 3B: 0 HR: 0	SF: 0 SAC: 1 DP: 1 HBP: 0	WP: 0 PB: 0 CS: 0	PA: 33		
<b>PITCHER</b>	IP WLS BF H R ER SO BB IBB HBP BLK WP HR S P ERA WHIP	6.1 W 22 4 0 0 6 0 0 0 0 0 0 64 88 0.00 0.632	0.2 H 2 0 0 0 1 0 0 0 0 0 0 6 7 0.00 0.000	1.0 H 5 1 0 0 1 1 0 0 0 0 0 14 26 0.00 2.000	1.0 S 4 1 0 0 1 0 0 0 0 0 0 9 13 0.00 1.000																			

Batter	1	2	3	4	5	6	7	8	9	AB	R	H	RBI	BB	SO	LOB	BOTTOM						
2 Roger Bernadina, L (1,8) OBP: 0.323, SLG: 0.380										4	0	1	1	0	0	0	<b>Colorado Rockies @ Washington Nationals</b> Nationals Park, Washington, DC Sun Jul 10 2011, 1:37 PM - 3:59 PM EDT Att: 21,186 - Partly Cloudy - 88 F						
8 Danny Espinosa, S (1,4) OBP: 0.332, SLG: 0.460										3	0	0	0	1	2	0							
11 Ryan Zimmerman, R (1,5) OBP: 0.342, SLG: 0.408										3	0	1	0	0	0	1							
19 Laynce Nix, L (1,7) OBP: 0.315, SLG: 0.502										3	0	0	0	0	1	1							
36 Tyler Clippard, R (8,1) OBP: 0.285, SLG: 0.488										0	0	0	0	0	0	0							
22 Drew Storen, S (9,1)										0	0	0	0	0	0	0							
38 Michael Morse, R (1,3) OBP: 0.351, SLG: 0.535										3	0	1	0	0	1	0							
28 Jayson Werth, R (1,9) OBP: 0.319, SLG: 0.362										3	0	0	0	0	0	1							
3 Wilson Ramos, R (1,2) OBP: 0.328, SLG: 0.425										3	0	0	0	0	0	1							
20 Ian Desmond, R (1,6) OBP: 0.264, SLG: 0.308										3	1	1	0	0	1	0							
27 Jordan Zimmermann, R (1,1) OBP: 0.233, SLG: 0.179										1	0	0	0	0	0	0							
52 Ryan Mattheus, R (7,1) ERA: 2.93										0	0	0	0	0	0	0							
24 Rick Ankiel, L (8,8) OBP: 0.299, SLG: 0.333										1	1	1	1	0	0	0							
<b>Inning Stats</b>	R: 0 E: 0 K: 1 S: 8	H: 0 LOB: 0 BB: 0 P: 12	R: 0 E: 0 K: 1 S: 8	H: 0 LOB: 0 BB: 0 P: 13	R: 0 E: 0 K: 0 S: 8	H: 0 LOB: 0 BB: 0 P: 10	R: 0 E: 0 K: 1 S: 7	H: 1 LOB: 1 BB: 0 P: 10	R: 0 E: 0 K: 1 S: 5	H: 0 LOB: 0 BB: 0 P: 7	R: 1 E: 0 K: 0 S: 6	H: 2 LOB: 1 BB: 1 P: 15	R: 0 E: 0 K: 0 S: 10	H: 1 LOB: 1 BB: 0 P: 17	R: 1 E: 0 K: 1 S: 10	H: 1 LOB: 0 BB: 0 P: 18	R: 1 E: 0 K: 1 S: 9	H: 1 LOB: 1 BB: 0 P: 13	1B: 3 2B: 1 3B: 0 HR: 1	SF: 0 SAC: 1 DP: 0 HBP: 0	WP: 0 PB: 0 CS: 1	PA: 29	
<b>PITCHER</b>	IP WLS BF H R ER SO BB IBB HBP BLK WP HR S P ERA WHIP	7.0 L 25 4 1 1 4 1 0 0 0 0 0 0 3 6 0.00 0.000	0.1 1 0 0 0 1 0 0 0 0 0 0 3 6 0.00 0.000	0.2 3 1 1 1 0 0 0 0 0 0 1 7 12 13.50 1.500																			

livebaseballscorecards.com

AB 31  
R 0  
H 6  
RBI 0  
BB 1  
SO 9  
LOB 11

livebaseballscorecards.com

AB 27  
R 2  
H 5  
RBI 2  
BB 1  
SO 5  
LOB 4



Batter	1	2	3	4	5	6	7	8	9	AB	R	H	RBI	BB	SO	LOB	TOP					
2 Roger Bernadina, L (1, 8) OBP: 0.320, SLG: 0.376										5	1	1	0	0	2	2						
8 Danny Espinosa, S (1, 4) OBP: 0.334, SLG: 0.459										3	0	1	0	1	2	0						
11 Ryan Zimmerman, R (1, 5) OBP: 0.342, SLG: 0.406										3	0	1	1	0	1	1						
43 Brian Bixler, R (7, 5)										3	0	0	0	1	1	3						
38 Michael Morse, R (1, 3) OBP: 0.265, SLG: 0.529										4	0	1	0	0	1	3						
19 Lavnce Nix, L (1, 7) OBP: 0.314, SLG: 0.502										3	0	1	0	1	0	0						
28 Jayson Werth, R (1, 9) OBP: 0.321, SLG: 0.362										0	0	0	0	0	0	0						
63 Henry Alberto Rodriguez, R (1, 2)										4	0	1	0	0	1	4						
3 Wilson Ramos, R (1, 2) OBP: 0.327, SLG: 0.422										4	0	1	0	0	1	1						
20 Ian Desmond, R (1, 6) OBP: 0.264, SLG: 0.307										1	0	0	0	0	0	1						
61 Livan Hernandez, R (1, 1) ERA: 4.09										1	0	0	0	0	0	1						
13 Alex Correa, L (5, PH) OBP: 0.268, SLG: 0.296										1	0	0	0	0	0	0						
48 Ross Detwiler, L (5, 1) ERA: 3.86										0	0	0	0	0	0	0						
12 Matt Stairs, L (7, PH) OBP: 0.268, SLG: 0.172										1	0	1	0	0	0	0						
60 Todd Coffey, R (7, 1) ERA: 6.68										0	0	0	0	0	0	0						
24 Rick Ankiel, L (8, 9) OBP: 0.291, SLG: 0.331										1	0	0	0	0	1	0						
<b>Inning Stats</b>	R: 1 E: 0 K: 1 S: 10	H: 2 LOB: 1 BB: 0 P: 17	R: 0 E: 0 K: 0 S: 13	H: 2 LOB: 1 BB: 0 P: 17	R: 0 E: 0 K: 2 S: 14	H: 1 LOB: 2 BB: 1 P: 22	R: 0 E: 0 K: 1 S: 9	H: 0 LOB: 0 BB: 0 P: 13	R: 0 E: 0 K: 1 S: 9	H: 0 LOB: 0 BB: 0 P: 14	R: 0 E: 0 K: 0 S: 7	H: 2 LOB: 2 BB: 0 P: 13	R: 0 E: 0 K: 2 S: 16	H: 1 LOB: 3 BB: 2 P: 30	R: 0 E: 0 K: 1 S: 11	H: 0 LOB: 0 BB: 0 P: 15	1B: 7 2B: 1 3B: 0 HR: 0	SF: 0 SAC: 0 DP: 1 HBP: 0	WP: 0 PB: 0 SB: 0 CS: 0	PA: 37		
<b>PITCHER</b>	IP WLS BF H R ER SO BB IBB HBP BLK WP HR S P ERA WHIP	IP WLS BF H R ER SO BB IBB HBP BLK WP HR S P ERA WHIP	IP WLS BF H R ER SO BB IBB HBP BLK WP HR S P ERA WHIP	IP WLS BF H R ER SO BB IBB HBP BLK WP HR S P ERA WHIP	IP WLS BF H R ER SO BB IBB HBP BLK WP HR S P ERA WHIP	IP WLS BF H R ER SO BB IBB HBP BLK WP HR S P ERA WHIP	IP WLS BF H R ER SO BB IBB HBP BLK WP HR S P ERA WHIP	IP WLS BF H R ER SO BB IBB HBP BLK WP HR S P ERA WHIP	IP WLS BF H R ER SO BB IBB HBP BLK WP HR S P ERA WHIP	IP WLS BF H R ER SO BB IBB HBP BLK WP HR S P ERA WHIP	IP WLS BF H R ER SO BB IBB HBP BLK WP HR S P ERA WHIP	IP WLS BF H R ER SO BB IBB HBP BLK WP HR S P ERA WHIP	IP WLS BF H R ER SO BB IBB HBP BLK WP HR S P ERA WHIP	IP WLS BF H R ER SO BB IBB HBP BLK WP HR S P ERA WHIP	IP WLS BF H R ER SO BB IBB HBP BLK WP HR S P ERA WHIP	IP WLS BF H R ER SO BB IBB HBP BLK WP HR S P ERA WHIP	IP WLS BF H R ER SO BB IBB HBP BLK WP HR S P ERA WHIP	IP WLS BF H R ER SO BB IBB HBP BLK WP HR S P ERA WHIP	IP WLS BF H R ER SO BB IBB HBP BLK WP HR S P ERA WHIP	IP WLS BF H R ER SO BB IBB HBP BLK WP HR S P ERA WHIP	IP WLS BF H R ER SO BB IBB HBP BLK WP HR S P ERA WHIP	IP WLS BF H R ER SO BB IBB HBP BLK WP HR S P ERA WHIP
15 Tim Hudson, R (1, 1) ERA: 3.44	7.0 W 28	7 1 1 7	1 0 0 0	0 0 0 0	0 0 0 0	0 0 0 0	0 0 0 0	0 0 0 0	0 0 0 0	0 0 0 0	0 0 0 0	0 0 0 0	0 0 0 0	0 0 0 0	0 0 0 0	0 0 0 0	1.29	1.143				
19 Scott Linebrink, R (8, 1) ERA: 3.19	1.0 6	1 0 0 2	2 0 0 0	0 0 0 0	0 0 0 0	0 0 0 0	0 0 0 0	0 0 0 0	0 0 0 0	0 0 0 0	0 0 0 0	0 0 0 0	0 0 0 0	0 0 0 0	0 0 0 0	0.00	3.000					
52 George Sherrill, L (9, 1) ERA: 2.13	1.0 3	0 0 0 1	0 0 0 0	0 0 0 0	0 0 0 0	0 0 0 0	0 0 0 0	0 0 0 0	0 0 0 0	0 0 0 0	0 0 0 0	0 0 0 0	0 0 0 0	0 0 0 0	0 0 0 0	0.00	0.000					

Washington Nationals @ Atlanta Braves  
Turner Field, Atlanta, GA  
Fri Jul 15 2011, 7:38 PM - 10:33 PM EDT  
Att: 34,106 - Overcast - 75 F

AB 34  
R 1  
H 8  
RBI 1  
BB 3  
SO 10  
LOB 15



Batter	1	2	3	4	5	6	7	8	9	AB	R	H	RBI	BB	SO	LOB	BOTTOM				
1 Jordan Schafer, L (1, 8) OBP: 0.289, SLG: 0.312										4	3	1	0	1	0	2					
14 Martin Prado, R (1, 5) OBP: 0.325, SLG: 0.448										5	2	2	2	0	1	2					
22 Jason Heyward, L (1, 9) OBP: 0.321, SLG: 0.403										3	2	1	1	2	0	0					
5 Freddie Freeman, L (1, 3) OBP: 0.347, SLG: 0.461										5	1	2	3	0	1	3					
26 Dan Uggla, R (1, 4) OBP: 0.256, SLG: 0.365										5	1	1	1	0	0	2					
8 David Ross, R (1, 2) OBP: 0.398, SLG: 0.515										4	1	1	1	1	2	1					
13 Nate McLouth, L (1, 7) OBP: 0.346, SLG: 0.332										5	0	2	1	0	0	3					
2 Alex Gonzalez, R (1, 6) OBP: 0.263, SLG: 0.341										5	0	1	0	0	2	5					
15 Tim Hudson, R (1, 1) ERA: 4.09										3	1	2	1	0	0	2					
20 Eric Hinske, L (7, PH) OBP: 0.305, SLG: 0.432										1	0	0	0	0	1	0					
19 Scott Linebrink, R (8, 1) ERA: 3.19										0	0	0	0	0	0	0					
52 George Sherrill, L (9, 1) ERA: 2.13										0	0	0	0	0	0	0					
<b>Inning Stats</b>	R: 4 E: 2 K: 0 S: 18	H: 4 LOB: 2 BB: 1 P: 32	R: 0 E: 1 K: 0 S: 9	H: 0 LOB: 1 BB: 0 P: 13	R: 1 E: 0 K: 1 S: 8	H: 1 LOB: 0 BB: 0 P: 13	R: 0 E: 0 K: 2 S: 11	H: 0 LOB: 0 BB: 0 P: 15	R: 3 E: 1 K: 1 S: 20	H: 3 LOB: 3 BB: 2 P: 32	R: 2 E: 0 K: 2 S: 13	H: 2 LOB: 1 BB: 1 P: 23	R: 0 E: 0 K: 1 S: 10	H: 0 LOB: 0 BB: 0 P: 16	1B: 8 2B: 4 3B: 0 HR: 1	SF: 0 SAC: 0 DP: 0 HBP: 0	WP: 1 PB: 0 SB: 0 CS: 0	PA: 44			
<b>PITCHER</b>	IP WLS BF H R ER SO BB IBB HBP BLK WP HR S P ERA WHIP	IP WLS BF H R ER SO BB IBB HBP BLK WP HR S P ERA WHIP	IP WLS BF H R ER SO BB IBB HBP BLK WP HR S P ERA WHIP	IP WLS BF H R ER SO BB IBB HBP BLK WP HR S P ERA WHIP	IP WLS BF H R ER SO BB IBB HBP BLK WP HR S P ERA WHIP	IP WLS BF H R ER SO BB IBB HBP BLK WP HR S P ERA WHIP	IP WLS BF H R ER SO BB IBB HBP BLK WP HR S P ERA WHIP	IP WLS BF H R ER SO BB IBB HBP BLK WP HR S P ERA WHIP	IP WLS BF H R ER SO BB IBB HBP BLK WP HR S P ERA WHIP	IP WLS BF H R ER SO BB IBB HBP BLK WP HR S P ERA WHIP	IP WLS BF H R ER SO BB IBB HBP BLK WP HR S P ERA WHIP	IP WLS BF H R ER SO BB IBB HBP BLK WP HR S P ERA WHIP	IP WLS BF H R ER SO BB IBB HBP BLK WP HR S P ERA WHIP	IP WLS BF H R ER SO BB IBB HBP BLK WP HR S P ERA WHIP	IP WLS BF H R ER SO BB IBB HBP BLK WP HR S P ERA WHIP	IP WLS BF H R ER SO BB IBB HBP BLK WP HR S P ERA WHIP	IP WLS BF H R ER SO BB IBB HBP BLK WP HR S P ERA WHIP	IP WLS BF H R ER SO BB IBB HBP BLK WP HR S P ERA WHIP	IP WLS BF H R ER SO BB IBB HBP BLK WP HR S P ERA WHIP	IP WLS BF H R ER SO BB IBB HBP BLK WP HR S P ERA WHIP	IP WLS BF H R ER SO BB IBB HBP BLK WP HR S P ERA WHIP
61 Livan Hernandez, R (1, 1) ERA: 4.09	4.0 L 23	3 3 2 3	2 0 0 0	1 0 0 0	0 0 0 0	0 0 0 0	0 0 0 0	0 0 0 0	0 0 0 0	0 0 0 0	0 0 0 0	0 0 0 0	0 0 0 0	0 0 0 0	0 0 0 0	0 0 0 0	6.75	2.250			
48 Ross Detwiler, L (5, 1) ERA: 3.86	2.0 12	3 3 2 3	2 0 0 0	0 0 0 0	0 0 0 0	0 0 0 0	0 0 0 0	0 0 0 0	0 0 0 0	0 0 0 0	0 0 0 0	0 0 0 0	0 0 0 0	0 0 0 0	0 0 0 0	9.00	2.500				
60 Todd Coffey, R (7, 1) ERA: 6.68	1.0 6	2 2 2 2	1 0 0 0	0 0 0 0	0 0 0 0	0 0 0 0	0 0 0 0	0 0 0 0	0 0 0 0	0 0 0 0	0 0 0 0	0 0 0 0	0 0 0 0	0 0 0 0	0 0 0 0	13	23	18.00	3.000		
63 Henry Alberto Rodriguez, R (1, 1) ERA: 2.3	1.0 3	0 0 0 1	0 0 0 0	0 0 0 0	0 0 0 0	0 0 0 0	0 0 0 0	0 0 0 0	0 0 0 0	0 0 0 0	0 0 0 0	0 0 0 0	0 0 0 0	0 0 0 0	0 0 0 0	0	16	0.00	0.000		

Washington Nationals @ Atlanta Braves  
Turner Field, Atlanta, GA  
Fri Jul 15 2011, 7:38 PM - 10:33 PM EDT  
Att: 34,106 - Overcast - 75 F

AB 40  
R 11  
H 13  
RBI 10  
BB 4  
SO 7  
LOB 20






Batter	1	2	3	4	5	6	7	8	9	AB	R	H	RBI	BB	SO	LOB	TOP			
2 Roger Bernadina, L (1.7) OBP: 0.314, SLG: 0.368	B1-3	L4			K	K		G4-3		5	0	0	0	0	2	5				
8 Danny Espinosa, S (1.4) OBP: 0.332, SLG: 0.455	K	K			11 E 1B	F9			F8	5	0	1	0	0	2	3				
11 Ryan Zimmerman, R (1.5) OBP: 0.331, SLG: 0.391	K				G6-3	FC4			G4-3	5	0	0	0	0	2	1				
38 Michael Morse, R (1.3) OBP: 0.351, SLG: 0.529					G5-3	F4			K2-3	4	1	1	0	1	1	2				
28 Jayson Werth, R (1.9) OBP: 0.332, SLG: 0.360	K				1B	F9				4	0	1	0	1	2	3				
24 Rick Ankiel, L (1.8) OBP: 0.322, SLG: 0.330	31 BB 1B				K					4	2	1	0	1	2	3				
3 Wilson Ramos, R (1.2) OBP: 0.333, SLG: 0.442					K					3	2	2	3	1	1	0				
20 Ian Desmond, R (1.6) OBP: 0.266, SLG: 0.308					F7					3	0	1	0	1	0	0				
31 John Lannan, L (1.1) OBP: 0.132, SLG: 0.057										3	0	2	2	0	1	0				
52 Ryan Mattheus, R (6.1)										0	0	0	0	0	0	0				
43 Brian Bixler, R (6. PH) OBP: 0.260, SLG: 0.217										1	0	0	0	0	0	2				
36 Tyler Clippard, R (8.1)										0	0	0	0	0	0	0				
22 Drew Storen, S (9.1)										0	0	0	0	0	0	0				
<b>Inning Stats</b>	R: 0 H: 0 E: 0 K: 2 S: 9	H: 0 LOB: 0 BB: 0 P: 15	R: 3 H: 3 E: 0 K: 2 S: 16	H: 3 LOB: 2 BB: 2 P: 27	R: 0 H: 1 E: 0 K: 1 S: 10	H: 0 LOB: 0 BB: 0 P: 16	R: 0 H: 0 E: 0 K: 2 S: 9	H: 0 LOB: 0 BB: 0 P: 13	R: 0 H: 1 E: 0 K: 1 S: 14	H: 3 LOB: 2 BB: 0 P: 19	R: 2 H: 3 E: 0 K: 1 S: 14	H: 0 LOB: 0 BB: 0 P: 20	R: 0 H: 1 E: 0 K: 0 S: 9	H: 0 LOB: 2 BB: 2 P: 17	R: 0 H: 0 E: 0 K: 1 S: 11	H: 0 LOB: 2 BB: 2 P: 22	1B: 6 2B: 2 3B: 0 HR: 1	SF: 0 SAC: 0 DP: 0 HBP: 0	WP: 0 PB: 0 CS: 0	PA: 42
<b>PITCHER</b>	IP WLS BF H R ER SO BB IBB HBP BLK WP HR S P ERA WHIP																			
48 Tommy Hanson, R (1.1) ERA: 2.73	5.1 L 27 8 5 5 8 2 0 0 0 0 0 0 6 103 8.44 1.875																			
52 George Sherrill, L (6.1) ERA: 2.09	0.2 2 0 0 0 1 0 0 0 0 0 0 6 9 0.00 0.000																			
53 Cory Gearrin, R (7.1) ERA: 6.23	1.0 3 0 0 0 3 0 0 0 0 0 0 14 20 0.00 0.000																			
34 Eric O'Flaherty, L (8.1) ERA: 1.05	1.0 5 1 0 0 0 1 0 0 0 0 0 9 17 0.00 2.000																			
43 Scott Proctor, R (9.1) ERA: 5.49	1.0 5 0 0 0 1 2 0 0 0 0 0 0 11 22 0.00 2.000																			

Washington Nationals @ Atlanta Braves  
Turner Field, Atlanta, GA  
Sat Jul 16 2011, 7:12 PM - 10:12 PM EDT  
Att: 42,456 - Cloudy - 81 F


AB 37  
R 5  
H 9  
RBI 5  
BB 5  
SO 13  
LOB 19



Batter	1	2	3	4	5	6	7	8	9	AB	R	H	RBI	BB	SO	LOB	BOTTOM			
1 Jordan Schafer, L (1.8) OBP: 0.293, SLG: 0.318	K									3	0	1	0	1	1	0				
14 Martin Prado, R (1.5) OBP: 0.321, SLG: 0.442	P3				FC6-5 16 G4-3	G1-3			P3	4	0	0	0	0	0	2				
16 Brian McCann, L (1.2) OBP: 0.379, SLG: 0.510	L9				G4-3					4	0	1	0	0	1	1				
5 Freddie Freeman, L (1.3) OBP: 0.343, SLG: 0.455					K	G6-3			F9	4	0	0	0	0	2	2				
26 Dan Uggla, R (1.4) OBP: 0.261, SLG: 0.366					22 HR 2 G4-3	22 FC5-4 BB			K	2	1	1	0	2	1	0				
22 Jason Heyward, L (1.9) OBP: 0.316, SLG: 0.397	G4-3				FC5-4 2 G6-3	F9			G6-3	4	0	0	0	0	0	4				
2 Alex Gonzalez, R (1.6) OBP: 0.262, SLG: 0.349					G6-3				G6-3	4	1	1	2	0	0	3				
30 Wilkin Ramirez, R (1.7) OBP: 0.444, SLG: 0.400										2	0	1	0	1	0	0				
48 Tommy Hanson, R (1.1) ERA: 3.62										2	0	0	0	0	1	2				
52 George Sherrill, L (6.1)										0	0	0	0	0	0	0				
53 Cory Gearrin, R (7.1)										0	0	0	0	0	0	0				
7 Brooks Conrad, S (7. PH) ERA: 1.2										1	0	0	0	0	0	0				
34 Eric O'Flaherty, L (8.1)										0	0	0	0	0	0	0				
43 Scott Proctor, R (9.1)										0	0	0	0	0	0	0				
<b>Inning Stats</b>	R: 0 H: 0 E: 0 K: 1 S: 9	H: 0 LOB: 0 BB: 0 P: 13	R: 2 H: 1 E: 0 K: 2 S: 13	H: 1 LOB: 1 BB: 2 P: 24	R: 0 H: 1 E: 0 K: 0 S: 9	H: 1 LOB: 1 BB: 0 P: 12	R: 0 H: 0 E: 0 K: 0 S: 7	H: 0 LOB: 0 BB: 1 P: 12	R: 0 H: 1 E: 0 K: 0 S: 9	H: 2 LOB: 2 BB: 0 P: 15	R: 0 H: 0 E: 0 K: 1 S: 14	H: 0 LOB: 0 BB: 0 P: 16	R: 0 H: 0 E: 0 K: 1 S: 9	H: 0 LOB: 0 BB: 0 P: 10	R: 0 H: 0 E: 0 K: 1 S: 8	H: 0 LOB: 0 BB: 0 P: 11	1B: 3 2B: 1 3B: 0 HR: 1	SF: 0 SAC: 0 DP: 2 HBP: 0	WP: 0 PB: 0 CS: 0	PA: 34
<b>PITCHER</b>	IP WLS BF H R ER SO BB IBB HBP BLK WP HR S P ERA WHIP																			
31 John Lannan, L (1.1) ERA: 3.62	5.2 W 24 8 2 2 4 4 0 0 0 0 0 0 7 11 0.00 0.000																			
52 Ryan Mattheus, R (6.1) ERA: 1.2	1.1 H 4 0 0 0 0 4 0 0 0 0 0 0 7 11 0.00 0.000																			
36 Tyler Clippard, R (8.1) ERA: 1.72	1.0 H 3 0 0 0 1 0 0 0 0 0 0 0 9 10 0.00 0.000																			
22 Drew Storen, R (9.1) ERA: 2.47	1.0 S 3 0 0 0 1 0 0 0 0 0 0 0 8 11 0.00 0.000																			

Washington Nationals @ Atlanta Braves  
Turner Field, Atlanta, GA  
Sat Jul 16 2011, 7:12 PM - 10:12 PM EDT  
Att: 42,456 - Cloudy - 81 F

AB 30  
R 2  
H 5  
RBI 2  
BB 4  
SO 6  
LOB 14









Batter	1	2	3	4	5	6	7	8	9	AB	R	H	RBI	BB	SO	LOB	TOP					
2 Roger Bernadina, L (1,8) OBP: 0.322, SLG: 0.378										3	1	1	0	1	1	0	<b>Washington Nationals @ Houston Astros</b> Minute Maid Park, Houston, TX Mon Jul 18 2011, 7:07 PM - 9:43 PM CDT Att: 28,975 - Roof Closed - 73 F					
8 Danny Espinosa, S (1,4) OBP: 0.333, SLG: 0.468										3	0	0	0	0	1	1						
11 Ryan Zimmerman, R (1,5) OBP: 0.343, SLG: 0.421										4	2	2	2	0	0	0						
38 Michael Morse, R (1,3) OBP: 0.354, SLG: 0.537										4	2	3	1	0	0	0						
28 Jayson Werth, R (1,9) OBP: 0.318, SLG: 0.352										3	0	0	0	1	1	1						
19 Laynce Nix, L (1,7) OBP: 0.311, SLG: 0.493										4	0	1	2	0	1	1						
24 Rick Ankiel, L (9, PR) OBP: 0.299, SLG: 0.328										0	0	0	0	0	0	0						
3 Wilson Ramos, R (1,2) OBP: 0.328, SLG: 0.435										4	0	0	0	0	1	2						
20 Ian Desmond, R (1,6) OBP: 0.267, SLG: 0.308										3	0	0	0	0	0	0						
21 Jason Marquis, L (1,1) OBP: 0.200, SLG: 0.225										3	0	0	0	0	1	0						
22 Drew Storen, S (9,1)										0	0	0	0	0	0	0						
<b>Inning Stats</b>	R: 0 H: 0 E: 0 K: 1 S: 6	H: 0 LOB: 0 BB: 0 P: 9	R: 0 H: 0 E: 0 K: 1 S: 6	H: 0 LOB: 0 BB: 0 P: 7	R: 0 H: 0 E: 0 K: 0 S: 11	H: 0 LOB: 0 BB: 0 P: 14	R: 0 H: 0 E: 0 K: 0 S: 8	H: 0 LOB: 0 BB: 1 P: 15	R: 1 H: 1 E: 0 K: 1 S: 11	H: 2 LOB: 1 BB: 0 P: 17	R: 0 H: 0 E: 0 K: 1 S: 7	H: 0 LOB: 0 BB: 0 P: 7	R: 1 H: 2 E: 0 K: 1 S: 17	H: 1 LOB: 1 BB: 0 P: 25	R: 0 H: 0 E: 0 K: 1 S: 6	H: 0 LOB: 0 BB: 0 P: 9	R: 3 H: 4 E: 0 K: 0 S: 23	H: 4 LOB: 1 BB: 1 P: 33	1B: 5 2B: 1 3B: 0 HR: 2	SF: 0 SAC: 1 DP: 2 HBP: 0	WP: 0 PB: 0 SB: 0 CS: 0	PA: 34
<b>PITCHER</b>	IP WLS BF H R ER SO BB IBB HBP BLK WP HR S P ERA WHIP																					
41 Jordan Lyles, R (1,1) ERA: 4.55	8.1 L 30 5 4 4 6 1 0 0 0 0 2 80 113 4.32 0.720																					
59 Wilton Lopez, R (9,1) ERA: 2.93	0.0 3 2 1 1 0 1 0 0 0 0 0 10 16 = =																					
43 Fernando Rodriguez Jr., R (1,1) ERA: 2.93	0.2 1 0 0 0 0 0 0 0 0 0 0 5 7 0.00 0.000																					

AB	31
R	5
H	7
RBI	5
BB	2
SO	6
LOB	5



Batter	1	2	3	4	5	6	7	8	9	AB	R	H	RBI	BB	SO	LOB	BOTTOM					
21 Michael Bourn, L (1,8) OBP: 0.350, SLG: 0.392										4	0	1	0	0	1	2	<b>Washington Nationals @ Houston Astros</b> Minute Maid Park, Houston, TX Mon Jul 18 2011, 7:07 PM - 9:43 PM CDT Att: 28,975 - Roof Closed - 73 F					
36 Angel Sanchez, R (1,6) OBP: 0.311, SLG: 0.316										3	1	1	0	0	1	1						
Jeff Keppinger, R (1,4) OBP: 0.320, SLG: 0.436										4	0	0	0	0	1	2						
9 Hunter Pence, R (1,9) OBP: 0.359, SLG: 0.484										4	0	0	0	0	1	2						
45 Carlos Lee, R (1,3) OBP: 0.319, SLG: 0.429										3	0	2	1	1	1	0						
4 Jason Michaels, R (1,7) OBP: 0.245, SLG: 0.314										4	1	1	0	0	3	3						
23 Chris Johnson, R (1,5) OBP: 0.283, SLG: 0.385										4	0	0	0	0	2	3						
22 Carlos Corporan, S (1,2) OBP: 0.215, SLG: 0.276										4	0	2	1	0	1	1						
41 Jordan Lyles, R (1,1) OBP: 0.133, SLG: 0.071										2	0	0	0	0	1	1						
59 Wilton Lopez, R (9,1)										0	0	0	0	0	0	0						
43 Fernando Rodriguez Jr., R (1,1)										0	0	0	0	0	0	0						
<b>Inning Stats</b>	R: 0 H: 0 E: 0 K: 0 S: 6	H: 0 LOB: 0 BB: 0 P: 11	R: 0 H: 0 E: 0 K: 3 S: 12	H: 0 LOB: 1 BB: 1 P: 21	R: 0 H: 1 E: 0 K: 2 S: 8	H: 1 LOB: 1 BB: 0 P: 11	R: 0 H: 0 E: 0 K: 1 S: 7	H: 0 LOB: 0 BB: 0 P: 10	R: 1 H: 2 E: 0 K: 1 S: 9	H: 2 LOB: 1 BB: 0 P: 12	R: 1 H: 2 E: 0 K: 1 S: 11	H: 2 LOB: 1 BB: 0 P: 15	R: 0 H: 0 E: 0 K: 0 S: 7	H: 0 LOB: 0 BB: 0 P: 9	R: 0 H: 1 E: 0 K: 1 S: 9	H: 1 LOB: 1 BB: 0 P: 13	R: 0 H: 1 E: 0 K: 3 S: 11	H: 1 LOB: 1 BB: 0 P: 14	1B: 3 2B: 4 3B: 0 HR: 0	SF: 0 SAC: 2 DP: 0 HBP: 0	WP: 0 PB: 0 SB: 0 CS: 0	PA: 35
<b>PITCHER</b>	IP WLS BF H R ER SO BB IBB HBP BLK WP HR S P ERA WHIP																					
21 Jason Marquis, R (1,1) ERA: 3.92	8.0 W 31 6 2 2 2 9 1 0 0 0 0 69 102 2.25 0.875																					
22 Drew Storen, R (9,1) ERA: 2.42	1.0 S 4 1 0 0 3 0 0 0 0 0 0 11 14 0.00 1.000																					

AB	32
R	2
H	7
RBI	2
BB	1
SO	12
LOB	15





















Batter	1	2	3	4	5	6	7	8	9	AB	R	H	RBI	BB	SO	LOB	TOP					
2 Roger Bernadina, L (1,7) OBP: 0.313, SLG: 0.360										3	1	0	0	1	1	0	Washington Nationals @ Los Angeles Dodgers Dodger Stadium, Los Angeles, CA Sun Jul 24 2011, 1:13 PM - 3:56 PM PDT Att: 36,458 - Sunny - 74 F					
8 Danny Espinosa, S (1,4) OBP: 0.324, SLG: 0.445										3	0	0	0	0	0	0						
11 Ryan Zimmerman, R (1,5) OBP: 0.333, SLG: 0.395										4	0	1	0	0	1	0						
38 Michael Morse, R (1,3) OBP: 0.360, SLG: 0.550										4	0	1	1	0	2	0						
28 Javson Werth, R (1,9) OBP: 0.325, SLG: 0.368										3	0	0	0	1	2	3						
24 Rick Ankiel, L (1,8) OBP: 0.296, SLG: 0.333										3	0	0	0	0	3	4						
26 Jesus Flores, R (1,2) OBP: 0.211, SLG: 0.222										3	0	0	0	0	2	4						
20 Ian Desmond, R (1,6) OBP: 0.273, SLG: 0.310										3	0	0	0	0	0	1						
21 Jason Marquis, L (1,1) OBP: 0.190, SLG: 0.214										2	0	0	0	0	1	0						
17 Sean Burnett, L (7,1) OBP: 1.000, SLG: 1.000										0	0	0	0	0	0	0						
13 Alex Cora, L (6,PH) OBP: 0.288, SLG: 0.273										1	0	0	0	0	1	0						
60 Todd Coffey, R (8,1) OBP: 0.288, SLG: 0.273										0	0	0	0	0	0	0						
<b>Inning Stats</b>	R: 1 H: 2 E: 0 K: 3 S: 25	L: 2 LOB: 3 BB: 1 P: 38	R: 0 H: 0 E: 0 K: 2 S: 8	H: 0 LOB: 0 BB: 0 P: 12	R: 0 H: 0 E: 0 K: 1 S: 10	H: 0 LOB: 0 BB: 0 P: 18	R: 0 H: 0 E: 0 K: 2 S: 8	H: 0 LOB: 1 BB: 0 P: 12	R: 0 H: 0 E: 0 K: 1 S: 7	H: 0 LOB: 0 BB: 0 P: 13	R: 0 H: 0 E: 0 K: 1 S: 8	H: 0 LOB: 0 BB: 0 P: 11	R: 0 H: 0 E: 0 K: 1 S: 7	H: 0 LOB: 0 BB: 0 P: 11	R: 0 H: 0 E: 0 K: 1 S: 7	H: 0 LOB: 0 BB: 0 P: 10	R: 0 H: 0 E: 0 K: 2 S: 11	H: 0 LOB: 0 BB: 0 P: 16	1B: 2 2B: 0 3B: 0 HR: 0	SF: 0 SAC: 0 DP: 0 HBP: 1	WP: 0 PB: 0 SB: 0 CS: 0	PA: 32
<b>PITCHER</b>	IP WLS BF H R ER SO BB IBB HBP BLK WP HR S P ERA WHIP																					
58 Chad Billingsley, R (1,1) ERA: 3.92	7.0 W 26 2 1 1 10 2 0 1 0 0 0 73 115 1.29 0.571																					
74 Kenley Jansen, R (8,1) ERA: 3.86	1.0 H 3 0 0 0 1 0 0 0 0 0 0 7 10 0.00 0.000																					
54 Javy Guerra, R (9,1) ERA: 1.99	1.0 S 3 0 0 0 2 0 0 0 0 0 0 0 11 16 0.00 0.000																					

AB	29
R	1
H	2
RBI	1
BB	2
SO	13
LOB	12



Batter	1	2	3	4	5	6	7	8	9	AB	R	H	RBI	BB	SO	LOB	BOTTOM					
10 Tony Gwynn Jr., L (1,7) OBP: 0.319, SLG: 0.323										4	0	1	0	0	1	1	Washington Nationals @ Los Angeles Dodgers Dodger Stadium, Los Angeles, CA Sun Jul 24 2011, 1:13 PM - 3:56 PM PDT Att: 36,458 - Sunny - 74 F					
15 Rafael Furcal, S (1,6) OBP: 0.248, SLG: 0.221										3	1	1	0	1	0	1						
16 Andre Ethier, L (1,9) OBP: 0.367, SLG: 0.438										4	1	0	0	0	1	3						
27 Matt Kemp, R (1,8) OBP: 0.390, SLG: 0.574										4	1	2	0	0	0	0						
6 Aaron Miles, S (1,5) OBP: 0.331, SLG: 0.369										3	0	1	2	1	0	0						
7 James Loney, L (1,3) OBP: 0.307, SLG: 0.333										3	0	0	1	1	1	3						
30 Dioner Navarro, S (1,2) OBP: 0.273, SLG: 0.318										3	0	0	0	1	0	1						
14 Jamey Carroll, R (1,4) OBP: 0.356, SLG: 0.350										2	0	0	0	1	0	3						
58 Chad Billingsley, R (1,1) OBP: 0.316, SLG: 0.412										3	0	0	0	0	0	1						
74 Kenley Jansen, S (8,1) ERA: 3.86										0	0	0	0	0	0	0						
54 Javy Guerra, R (9,1) ERA: 1.99										0	0	0	0	0	0	0						
<b>Inning Stats</b>	R: 2 H: 3 E: 0 K: 0 S: 15	L: 3 LOB: 1 BB: 0 P: 20	R: 0 H: 0 E: 0 K: 0 S: 11	H: 0 LOB: 1 BB: 1 P: 17	R: 1 H: 1 E: 0 K: 1 S: 13	H: 1 LOB: 3 BB: 3 P: 31	R: 0 H: 1 E: 0 K: 0 S: 8	H: 0 LOB: 0 BB: 0 P: 10	R: 0 H: 0 E: 0 K: 1 S: 9	H: 0 LOB: 0 BB: 0 P: 13	R: 0 H: 0 E: 0 K: 0 S: 12	H: 0 LOB: 0 BB: 0 P: 17	R: 0 H: 0 E: 0 K: 1 S: 10	H: 0 LOB: 0 BB: 0 P: 15	R: 0 H: 0 E: 0 K: 0 S: 11	H: 0 LOB: 1 BB: 1 P: 18	R: 0 H: 0 E: 0 K: 2 S: 11	H: 0 LOB: 0 BB: 0 P: 16	1B: 5 2B: 0 3B: 0 HR: 0	SF: 0 SAC: 0 DP: 0 HBP: 0	WP: 0 PB: 0 SB: 3 CS: 0	PA: 34
<b>PITCHER</b>	IP WLS BF H R ER SO BB IBB HBP BLK WP HR S P ERA WHIP																					
21 Jason Marquis, R (1,1) ERA: 3.95	6.0 L 27 2 3 3 2 4 0 0 0 0 0 0 108 108 4.50 1.500																					
17 Sean Burnett, L (7,1) ERA: 5.2	1.0 3 0 0 0 1 0 0 0 0 0 0 0 10 15 0.00 0.000																					
60 Todd Coffey, R (8,1) ERA: 3.92	1.0 4 0 0 0 0 1 0 0 0 0 0 0 11 18 0.00 1.000																					

AB	29
R	3
H	5
RBI	3
BB	5
SO	3
LOB	13













Batter	1	2	3	4	5	6	7	8	9	AB	R	H	RBI	BB	SO	LOB	TOP						
1 Emilio Bonifacio, S OBP: 0.376, SLG: 0.383	L5		BB	G6-3					1B	4	1	2	1	1	0	1							
13 Omar Infante, R OBP: 0.315, SLG: 0.332	F9		BB	G6-4-3					L8	4	0	1	0	1	0	3							
20 Logan Morrison, L OBP: 0.327, SLG: 0.475	K		E4	G4-6-3					1B	5	0	1	1	0	1	2							
10 Dewayne Wise, L OBP: 0.204, SLG: 0.213	K		E4	G4-6-3					1B	0	0	0	0	0	0	0							
2 Hanley Ramirez, R OBP: 0.338, SLG: 0.388		BB	G6-4-3	G6-3					K	5	0	1	0	0	1	3							
27 Giancarlo Stanton, R OBP: 0.333, SLG: 0.534		HBP	G4-3						K	3	1	1	1	0	1	1							
24 Mike Cameron, R OBP: 0.255, SLG: 0.314	L7		BB	G5-3					BB	2	2	0	0	2	0	2							
18 Wes Helms, R OBP: 0.270, SLG: 0.240	F9		BB	K					F8	4	0	0	0	0	2	4							
9 Brett Hayes, R OBP: 0.325, SLG: 0.480		BB	SH1-3	1B					G4-3	3	1	2	1	1	0	0							
52 Brad Hand, L ERA: 3.63	K		SH1-3	1B					L9-3	1	0	0	1	0	1	3							
44 Brian Sanches, R OBP: 0.266, SLG: 0.290										0	0	0	0	0	0	0							
11 Bryan Fierstein, L OBP: 0.227, SLG: 0.344										0	0	0	0	0	0	0							
31 Burke Badenhop, R ERA: 4.26										0	0	0	0	0	0	0							
34 Edward Mujica, R ERA: 3.02										0	0	0	0	0	0	0							
38 Randy Choate, L ERA: 1.27										0	0	0	0	0	0	0							
46 Juan Carlos Oviedo, R ERA: 1.7										0	0	0	0	0	0	0							
<b>Inning Stats</b>	R: 0 E: 0 K: 1 S: 7	H: 0 LOB: 0 BB: 0 P: 11	R: 0 E: 0 K: 1 S: 17	H: 1 LOB: 3 BB: 1 P: 29	R: 1 E: 1 K: 0 S: 11	H: 1 LOB: 1 BB: 1 P: 20	R: 1 E: 0 K: 1 S: 12	H: 1 LOB: 1 BB: 1 P: 21	R: 0 E: 0 K: 0 S: 6	H: 0 LOB: 0 BB: 1 P: 14	R: 2 E: 0 K: 1 S: 22	H: 4 LOB: 2 BB: 0 P: 30	R: 0 E: 0 K: 1 S: 6	H: 0 LOB: 0 BB: 0 P: 8	R: 1 E: 0 K: 0 S: 8	H: 0 LOB: 0 BB: 1 P: 20	R: 0 E: 0 K: 1 S: 12	H: 2 LOB: 2 BB: 0 P: 18	1B: 6 2B: 2 3B: 0 HR: 1	SF: 0 SAC: 1 DP: 2 HBP: 1	WP: 1 PB: 0 SB: 3 CS: 1	PA: 40	
<b>PITCHER</b>	IP WLS BF H R ER SO BB IBB HBP BLK WP HR S P ERA WHIP	IP WLS BF H R ER SO BB IBB HBP BLK WP HR S P ERA WHIP	IP WLS BF H R ER SO BB IBB HBP BLK WP HR S P ERA WHIP	IP WLS BF H R ER SO BB IBB HBP BLK WP HR S P ERA WHIP	IP WLS BF H R ER SO BB IBB HBP BLK WP HR S P ERA WHIP	IP WLS BF H R ER SO BB IBB HBP BLK WP HR S P ERA WHIP	IP WLS BF H R ER SO BB IBB HBP BLK WP HR S P ERA WHIP	IP WLS BF H R ER SO BB IBB HBP BLK WP HR S P ERA WHIP	IP WLS BF H R ER SO BB IBB HBP BLK WP HR S P ERA WHIP	IP WLS BF H R ER SO BB IBB HBP BLK WP HR S P ERA WHIP	IP WLS BF H R ER SO BB IBB HBP BLK WP HR S P ERA WHIP	IP WLS BF H R ER SO BB IBB HBP BLK WP HR S P ERA WHIP	IP WLS BF H R ER SO BB IBB HBP BLK WP HR S P ERA WHIP	IP WLS BF H R ER SO BB IBB HBP BLK WP HR S P ERA WHIP	IP WLS BF H R ER SO BB IBB HBP BLK WP HR S P ERA WHIP	IP WLS BF H R ER SO BB IBB HBP BLK WP HR S P ERA WHIP	IP WLS BF H R ER SO BB IBB HBP BLK WP HR S P ERA WHIP	IP WLS BF H R ER SO BB IBB HBP BLK WP HR S P ERA WHIP	IP WLS BF H R ER SO BB IBB HBP BLK WP HR S P ERA WHIP	IP WLS BF H R ER SO BB IBB HBP BLK WP HR S P ERA WHIP	IP WLS BF H R ER SO BB IBB HBP BLK WP HR S P ERA WHIP	IP WLS BF H R ER SO BB IBB HBP BLK WP HR S P ERA WHIP	IP WLS BF H R ER SO BB IBB HBP BLK WP HR S P ERA WHIP

Florida Marlins @ Washington Nationals  
 Nationals Park, Washington, DC  
 Thu Jul 28 2011, 12:37 PM - 4:14 PM EDT  
 Att: 24,153 - Cloudy - 90 F

livebaseballscorecards.com

AB 33  
 R 5  
 H 9  
 RBI 5  
 BB 5  
 SO 6  
 LOB 19



Batter	1	2	3	4	5	6	7	8	9	AB	R	H	RBI	BB	SO	LOB	BOTTOM						
15 Jerry Hairston, R OBP: 0.339, SLG: 0.382	K		G6-3						K	2	0	0	0	1	1	0							
2 Roger Bernadina, L OBP: 0.312, SLG: 0.352				BB						2	0	0	0	0	1	0							
8 Danny Espinosa, S OBP: 0.323, SLG: 0.436	B1		BB	CS					F9	4	1	1	0	1	0	0							
11 Ryan Zimmerman, R OBP: 0.350, SLG: 0.420	2B		BB	1B					1B	5	1	4	0	0	0	1							
38 Michael Morse, R OBP: 0.360, SLG: 0.542	K		BB	BB					K	3	0	0	0	2	2	3							
28 Jayson Werth, R OBP: 0.326, SLG: 0.366	K		BB	1B					1B	4	0	2	2	0	1	1							
30 Jonny Gomes, R OBP: 0.335, SLG: 0.394	F7		G4-6-3						K	3	0	0	0	0	1	5							
20 Ian Desmond, R OBP: 0.278, SLG: 0.314	BB		BB	BB					K	2	0	0	0	2	1	1							
3 Wilson Ramos, R OBP: 0.311, SLG: 0.404		IBB		F9					F7	3	0	0	0	1	1	2							
31 John Lannan, L ERA: 2.73	G4-3			SH5-4					G4-3	1	0	0	0	0	0	2							
17 Sean Burnett, L ERA: 3.68										0	0	0	0	0	0	0							
19 Logan Kinsler, L OBP: 0.306, SLG: 0.466										0	0	0	0	0	0	1							
63 Henry Alberto Rodriguez, R ERA: 4.26										0	0	0	0	0	0	0							
24 Rick Ankiel, L OBP: 0.300, SLG: 0.337										0	0	0	0	0	0	0							
36 Tyler Clippard, R ERA: 1.7										0	0	0	0	0	0	0							
<b>Inning Stats</b>	R: 0 E: 0 K: 2 S: 10	H: 1 LOB: 1 BB: 0 P: 13	R: 0 E: 0 K: 1 S: 8	H: 0 LOB: 2 BB: 2 P: 21	R: 1 E: 0 K: 0 S: 7	H: 2 LOB: 2 BB: 2 P: 22	R: 0 E: 0 K: 0 S: 8	H: 0 LOB: 1 BB: 2 P: 20	R: 0 E: 0 K: 0 S: 9	H: 1 LOB: 1 BB: 0 P: 10	R: 0 E: 0 K: 1 S: 9	H: 0 LOB: 2 BB: 0 P: 16	R: 1 E: 0 K: 0 S: 19	H: 2 LOB: 2 BB: 1 P: 34	R: 0 E: 0 K: 1 S: 14	H: 0 LOB: 0 BB: 0 P: 23	R: 0 E: 0 K: 2 S: 17	H: 1 LOB: 1 BB: 0 P: 22	1B: 6 2B: 1 3B: 0 HR: 0	SF: 0 SAC: 1 DP: 1 HBP: 1	WP: 0 PB: 0 SB: 0 CS: 1	PA: 41	
<b>PITCHER</b>	IP WLS BF H R ER SO BB IBB HBP BLK WP HR S P ERA WHIP	IP WLS BF H R ER SO BB IBB HBP BLK WP HR S P ERA WHIP	IP WLS BF H R ER SO BB IBB HBP BLK WP HR S P ERA WHIP	IP WLS BF H R ER SO BB IBB HBP BLK WP HR S P ERA WHIP	IP WLS BF H R ER SO BB IBB HBP BLK WP HR S P ERA WHIP	IP WLS BF H R ER SO BB IBB HBP BLK WP HR S P ERA WHIP	IP WLS BF H R ER SO BB IBB HBP BLK WP HR S P ERA WHIP	IP WLS BF H R ER SO BB IBB HBP BLK WP HR S P ERA WHIP	IP WLS BF H R ER SO BB IBB HBP BLK WP HR S P ERA WHIP	IP WLS BF H R ER SO BB IBB HBP BLK WP HR S P ERA WHIP	IP WLS BF H R ER SO BB IBB HBP BLK WP HR S P ERA WHIP	IP WLS BF H R ER SO BB IBB HBP BLK WP HR S P ERA WHIP	IP WLS BF H R ER SO BB IBB HBP BLK WP HR S P ERA WHIP	IP WLS BF H R ER SO BB IBB HBP BLK WP HR S P ERA WHIP	IP WLS BF H R ER SO BB IBB HBP BLK WP HR S P ERA WHIP	IP WLS BF H R ER SO BB IBB HBP BLK WP HR S P ERA WHIP	IP WLS BF H R ER SO BB IBB HBP BLK WP HR S P ERA WHIP	IP WLS BF H R ER SO BB IBB HBP BLK WP HR S P ERA WHIP	IP WLS BF H R ER SO BB IBB HBP BLK WP HR S P ERA WHIP	IP WLS BF H R ER SO BB IBB HBP BLK WP HR S P ERA WHIP	IP WLS BF H R ER SO BB IBB HBP BLK WP HR S P ERA WHIP	IP WLS BF H R ER SO BB IBB HBP BLK WP HR S P ERA WHIP	IP WLS BF H R ER SO BB IBB HBP BLK WP HR S P ERA WHIP

Florida Marlins @ Washington Nationals  
 Nationals Park, Washington, DC  
 Thu Jul 28 2011, 12:37 PM - 4:14 PM EDT  
 Att: 24,153 - Cloudy - 90 F

livebaseballscorecards.com

AB 31  
 R 2  
 H 7  
 RBI 2  
 BB 7  
 SO 8  
 LOB 16





Batter	1	2	3	4	5	6	7	8	9	AB	R	H	RBI	BB	SO	LOB	TOP			
7 José Reyes, S OBP: 0.385, SLG: 0.515										3	1	2	1	0	0		<b>New York Mets @ Washington Nationals</b> Nationals Park, Washington, DC Fri Jul 29 2011, 7:07 PM - 10:01 PM EDT Att: 30,114 - Partly Cloudy - 101 F			
2 Justin Turner, R OBP: 0.340, SLG: 0.363										5	1	1	0	0	2					
28 Daniel Murphy, L OBP: 0.361, SLG: 0.454										5	1	1	1	0	1	0				
5 David Wright, R OBP: 0.357, SLG: 0.464										4	1	2	0	0	0	0				
16 Ángel Pagán, S OBP: 0.317, SLG: 0.351										4	0	1	1	0	0	1				
44 Jason Bay, R OBP: 0.319, SLG: 0.332										4	1	2	1	0	0	2				
21 Lucas Duda, L OBP: 0.349, SLG: 0.454										3	1	0	1	0	0	2				
9 Ronny Paulino, R OBP: 0.335, SLG: 0.390										4	2	3	1	0	0	0				
35 Dillon Gee, R OBP: 0.174, SLG: 0.091										3	0	1	1	0	2	1				
18 Ryota Igarashi, R OBP: 0.140, SLG: 0.099										0	0	0	0	0	0	0				
22 Willie Harris, L OBP: 0.140, SLG: 0.099										0	0	0	0	0	0	0				
39 Bobby Parnell, R ERA: 4.57										0	0	0	0	0	0	0				
40 Tim Byrdak, L ERA: 1.61										0	0	0	0	0	0	0				
77 D.J. Carrasco, R ERA: 4.97										0	0	0	0	0	0	0				
45 Jason Istringhausen, R ERA: 4.97										0	0	0	0	0	0	0				
<b>Inning Stats</b>	R: 4 E: 0 K: 0 S: 14	H: 4 LOB: 0 BB: 1 P: 24	R: 0 E: 0 K: 1 S: 8	H: 0 LOB: 0 BB: 0 P: 13	R: 0 E: 0 K: 1 S: 8	H: 1 LOB: 1 BB: 0 P: 11	R: 2 E: 1 K: 0 S: 9	H: 3 LOB: 1 BB: 0 P: 12	R: 0 E: 0 K: 0 S: 8	H: 0 LOB: 0 BB: 0 P: 12	R: 2 E: 0 K: 1 S: 16	H: 3 LOB: 1 BB: 0 P: 27	R: 0 E: 0 K: 0 S: 4	H: 1 LOB: 1 BB: 0 P: 9	R: 0 E: 0 K: 0 S: 6	H: 0 LOB: 0 BB: 0 P: 14	1B: 9 2B: 4 3B: 0 HR: 0	SF: 2 SAC: 0 DP: 1 HBP: 0	WP: 1 PB: 0 SB: 0 CS: 0	PA: 39
<b>PITCHER</b>	IP WLS BF H R ER SO BB IBB HBP BLK WP HR S P ERA WHIP																			
40 Chien-Ming Wang, R (1, 1) ERA: 9.0	4.0 L 20 8 6 4 2 1 0 0 0 0 1 0 39 60 9.00 2.250																			
32 Tom Gorzelanny, L (5, 1) ERA: 4.57	2.0 9 3 2 2 1 0 0 0 0 0 0 0 24 39 9.00 1.500																			
52 Ryan Mattheus, R (7, 1) ERA: 1.61	2.0 7 1 0 0 0 0 0 0 0 0 0 0 10 17 0.00 0.500																			
17 Sean Burnett, L (9, 1) ERA: 4.97	1.0 3 0 0 0 0 0 0 0 0 0 0 0 8 14 0.00 0.000																			

Batter	1	2	3	4	5	6	7	8	9	AB	R	H	RBI	BB	SO	LOB	BOTTOM					
24 Rick Ankiel, L OBP: 0.297, SLG: 0.335										4	0	1	2	0	1	2	<b>New York Mets @ Washington Nationals</b> Nationals Park, Washington, DC Fri Jul 29 2011, 7:07 PM - 10:01 PM EDT Att: 30,114 - Partly Cloudy - 101 F					
8 Danny Espinosa, S OBP: 0.320, SLG: 0.430										5	0	0	0	0	2	4						
11 Ryan Zimmerman, R (1, 5) OBP: 0.351, SLG: 0.416										4	1	1	0	1	1	3						
38 Michael Morse, R OBP: 0.358, SLG: 0.536										4	1	0	0	0	0	2						
28 Jayson Werth, R OBP: 0.326, SLG: 0.365										4	0	1	0	1	3	0						
19 Lance Nix, L OBP: 0.309, SLG: 0.496										5	1	2	1	0	0	1						
20 Ian Desmond, R OBP: 0.277, SLG: 0.315										2	0	0	0	0	2	1						
32 Tom Gorzelanny, R ERA: 4.57										0	0	0	0	0	0	0						
30 Jonny Gomes, R OBP: 0.320, SLG: 0.430										0	0	0	0	0	0	0						
52 Ryan Mattheus, R ERA: 1.61										0	0	0	0	0	0	0						
Jerry Hairston, R OBP: 0.342, SLG: 0.385										1	1	1	0	0	0	0						
3 Wilson Ramos, R OBP: 0.317, SLG: 0.411										3	1	2	1	1	0	3						
40 Chien-Ming Wang, R (1, 1) ERA: 9.0										1	0	0	0	0	0	1						
13 Alex Cora, L OBP: 0.286, SLG: 0.260										1	0	0	0	0	0	1						
26 Jesus Flores, R OBP: 0.208, SLG: 0.217										1	0	1	0	0	0	0						
17 Sean Burnett, L (9, 1) ERA: 4.97										0	0	0	0	0	0	0						
<b>Inning Stats</b>	R: 0 E: 0 K: 0 S: 7	H: 0 LOB: 0 BB: 0 P: 11	R: 0 E: 0 K: 1 S: 7	H: 0 LOB: 0 BB: 0 P: 11	R: 0 E: 0 K: 2 S: 8	H: 0 LOB: 1 BB: 1 P: 16	R: 2 E: 1 K: 1 S: 12	H: 2 LOB: 1 BB: 0 P: 18	R: 1 E: 0 K: 1 S: 7	H: 1 LOB: 0 BB: 0 P: 10	R: 0 E: 0 K: 0 S: 11	H: 1 LOB: 3 BB: 2 P: 22	R: 0 E: 0 K: 0 S: 9	H: 0 LOB: 2 BB: 1 P: 18	R: 2 E: 0 K: 3 S: 21	H: 5 LOB: 3 BB: 0 P: 31	R: 0 E: 0 K: 1 S: 7	H: 0 LOB: 0 BB: 0 P: 8	1B: 8 2B: 1 3B: 0 HR: 0	SF: 1 SAC: 0 DP: 0 HBP: 2	WP: 1 PB: 0 SB: 0 CS: 0	PA: 42
<b>PITCHER</b>	IP WLS BF H R ER SO BB IBB HBP BLK WP HR S P ERA WHIP																					
35 Dillon Gee, R (1, 1) ERA: 3.69	6.2 W 30 4 3 2 2 4 0 0 0 0 0 0 59 103 3.69 1.200																					
18 Ryota Igarashi, R (7, 1) ERA: 4.41	0.1 1 0 0 0 0 0 0 0 0 0 0 0 2 3 0.00 0.000																					
39 Bobby Parnell, R (8, 1) ERA: 3.62	0.1 4 3 2 2 1 0 0 0 0 0 0 0 11 17 54.00 9.000																					
40 Tim Byrdak, L (8, 1) ERA: 3.51	0.0 2 2 0 0 0 0 0 0 0 0 0 0 4 6 ∞ ∞																					
77 D.J. Carrasco, R (8, 1) ERA: 5.34	0.2 H 2 0 0 0 2 0 0 0 0 0 0 0 6 8 0.00 0.000																					





Batter	1	2	3	4	5	6	7	8	9	AB	R	H	RBI	BB	SO	LOB	TOP										
7 José Reyes, S OBP: 0.381, SLG: 0.510	L9		G4-3		F9			G4-3		4	0	0	0	0	0	3	<b>New York Mets @ Washington Nationals</b> Nationals Park, Washington, DC Sat Jul 30 2011, 7:08 PM - 9:38 PM EDT Att: 35,414 - Partly Cloudy - 95 F										
2 Justin Turner, R OBP: 0.335, SLG: 0.358	F9			G5-3		L8		G4-3		4	0	0	0	0	0	0											
28 Daniel Murphy, L OBP: 0.360, SLG: 0.452	L8			P6		G5-3		F9		4	0	1	0	0	0	0											
5 David Wright, R OBP: 0.364, SLG: 0.468		G5-3			1B					3	0	2	0	1	0	0											
16 Ángel Pagán, S OBP: 0.313, SLG: 0.346	F7			G4-3		G5-3				4	0	0	0	0	1	4											
44 Jason Bay, R OBP: 0.321, SLG: 0.334	G6-3					G5-3				4	0	2	0	0	0	0											
21 Lucas Duda, L OBP: 0.340, SLG: 0.440			G4-3		G4-3					4	0	0	0	0	0	3											
30 Josh Thole, L OBP: 0.350, SLG: 0.324										2	0	2	0	0	0	0											
43 R.A. Dickey, R OBP: 0.216, SLG: 0.194										1	0	1	0	0	0	0											
12 Scott Hairston, R OBP: 0.321, SLG: 0.490			SH1-3							1	0	0	0	0	0	1											
77 D.J. Carrasco, R OBP: 0.321, SLG: 0.490										0	0	0	0	0	0	0											
46 Manny Acosta, R OBP: 0.349, SLG: 0.413										0	0	0	0	0	0	0											
22 Willie Harris, L OBP: 0.349, SLG: 0.324										1	0	0	0	0	1	3											
<b>Inning Stats</b>	R: 0 E: 0 K: 0 S: 5	H: 0 LOB: 0 BB: 0 P: 5	R: 0 E: 0 K: 0 S: 8	H: 0 LOB: 0 BB: 0 P: 14	R: 0 E: 0 K: 0 S: 9	H: 0 LOB: 1 BB: 0 P: 13	R: 0 E: 0 K: 0 S: 16	H: 1 LOB: 1 BB: 0 P: 20	R: 0 E: 0 K: 0 S: 9	H: 2 LOB: 2 BB: 0 P: 15	R: 0 E: 0 K: 0 S: 6	H: 2 LOB: 1 BB: 0 P: 14	R: 0 E: 0 K: 0 S: 9	H: 1 LOB: 1 BB: 0 P: 14	R: 0 E: 0 K: 0 S: 9	H: 0 LOB: 0 BB: 0 P: 12	R: 0 E: 0 K: 2 S: 11	H: 2 LOB: 3 BB: 1 P: 20	1B: 8 2B: 0 3B: 0 HR: 0	SF: 0 SAC: 1 DP: 2 HBP: 2	WP: 0 PB: 0 SB: 0 CS: 0	PA: 36					
<b>PITCHER</b>	IP	WLS	BF	H	R	ER	SO	BB	IBB	HBP	BLK	WP	HR	S	P	ERA	WHIP										
29 Yuniesky Maya, R ERA: 5.4	5.1	W	22	5	0	0	0	0	0	1	0	0	0	52	78	0.00	0.938										
48 Ross Detwiler, L ERA: 2.35	1.1	H	4	1	0	0	0	0	0	1	0	0	0	8	13	0.00	0.750										
36 Tyler Clippard, R ERA: 1.66	1.1	H	4	0	0	0	0	0	0	0	0	0	0	11	16	0.00	0.000										
22 Drew Storen, R ERA: 2.63	1.0	S	6	2	0	0	2	1	0	0	0	0	0	11	20	0.00	3.000										

Batter	1	2	3	4	5	6	7	8	9	AB	R	H	RBI	BB	SO	LOB	BOTTOM										
24 Rick Ankiel, L OBP: 0.296, SLG: 0.333	P6				G4-3			K		4	1	1	0	0	1	3	<b>New York Mets @ Washington Nationals</b> Nationals Park, Washington, DC Sat Jul 30 2011, 7:08 PM - 9:38 PM EDT Att: 35,414 - Partly Cloudy - 95 F										
20 Ian Desmond, R OBP: 0.277, SLG: 0.313	SH3		G4-3			G4-3				3	0	1	0	0	0	0											
11 Ryan Zimmerman, R OBP: 0.349, SLG: 0.413	F8		G6-3			G5-3				4	0	1	0	0	0	1											
38 Michael Morse, R OBP: 0.362, SLG: 0.540	F9									3	1	2	0	1	0	0											
28 Jayson Werth, R OBP: 0.330, SLG: 0.375										3	1	2	3	1	0	2											
8 Danny Espinosa, S OBP: 0.317, SLG: 0.427	K		G4-6-3			FC6-4				3	0	0	0	0	1	3											
30 Jonny Gomes, R OBP: 0.333, SLG: 0.388										3	0	0	0	0	0	0											
43 Brian Bixler, R OBP: 0.260, SLG: 0.217	F7				P3					0	0	0	0	0	0	0											
3 Wilson Ramos, R OBP: 0.324, SLG: 0.418										3	0	3	0	0	0	0											
29 Yuniesky Maya, R ERA: 5.4										1	0	0	0	0	0	1											
48 Ross Detwiler, R ERA: 3.77										0	0	0	0	0	0	0											
36 Tyler Clippard, R ERA: 5.12										0	0	0	0	0	0	0											
22 Drew Storen, S ERA: 2.63										0	0	0	0	0	0	0											
<b>Inning Stats</b>	R: 3 E: 0 K: 1 S: 15	H: 2 LOB: 0 BB: 1 P: 25	R: 0 E: 0 K: 0 S: 8	H: 1 LOB: 0 BB: 0 P: 12	R: 0 E: 0 K: 0 S: 5	H: 0 LOB: 0 BB: 0 P: 5	R: 0 E: 0 K: 0 S: 7	H: 1 LOB: 0 BB: 0 P: 12	R: 0 E: 0 K: 0 S: 9	H: 1 LOB: 0 BB: 0 P: 11	R: 0 E: 0 K: 0 S: 9	H: 1 LOB: 2 BB: 1 P: 17	R: 0 E: 0 K: 1 S: 8	H: 1 LOB: 1 BB: 0 P: 11	R: 0 E: 0 K: 0 S: 9	H: 3 LOB: 1 BB: 0 P: 12	1B: 8 2B: 2 3B: 0 HR: 1	SF: 0 SAC: 3 DP: 3 HBP: 0	WP: 1 PB: 0 SB: 0 CS: 1	PA: 32							
<b>PITCHER</b>	IP	WLS	BF	H	R	ER	SO	BB	IBB	HBP	BLK	WP	HR	S	P	ERA	WHIP										
43 R.A. Dickey, R ERA: 3.77	6.0	L	24	6	3	3	1	0	0	0	0	0	0	15	20	0.00	3.000										
77 D.J. Carrasco, R ERA: 5.12	1.1		7	4	0	0	1	0	0	0	0	0	0	2	3	0.00	0.000										
46 Manny Acosta, R ERA: 5.4	0.2		1	0	0	0	0	0	0	0	0	0	0	2	3	0.00	0.000										



Batter	1	2	3	4	5	6	7	8	9	AB	R	H	RBI	BB	SO	LOB	TOP							
7 José Reyes, S OBP: 0.382, SLG: 0.510	G4-3		1B		1B		P4			4	0	2	0	0	0	0								
22 Willie Harris, L OBP: 0.347, SLG: 0.322	1B		B5		CS	K	K	K		4	0	1	0	0	2	2								
28 Daniel Murphy, L OBP: 0.361, SLG: 0.452	E5		1B		16 BLK	5 1B	P4			4	0	2	0	0	0	1								
5 David Wright, R OBP: 0.362, SLG: 0.463	F8		F9-3-4		16 BLK	1B	F8			4	0	1	0	0	0	4								
16 Ángel Pagán, S OBP: 0.309, SLG: 0.341	F8		K		K	K	G4-3			4	0	0	0	0	2	2								
44 Jason Bay, R OBP: 0.320, SLG: 0.333	1B		K		K	K	G5-3			4	0	1	0	0	2	2								
21 Lucas Duda, L OBP: 0.335, SLG: 0.434	FC3-6		L3		HR					2	0	0	0	0	0	1								
12 Scott Hairston, R OBP: 0.333, SLG: 0.561	FC6-4									2	2	2	2	0	0	0								
30 Josh Thole, L OBP: 0.345, SLG: 0.318	FC6-4		F7		K		L8			4	0	0	0	0	1	1								
49 Jonathon Niese, L ERA: 3.12							G4-3			1	0	0	0	0	1	1								
18 Ryota Igarashi, R ERA: 3.38										0	0	0	0	0	0	0								
9 Ronny Paulino, R ERA: 3.33, SLG: 0.388										0	0	0	0	0	0	0								
27 Pedro Beato, R ERA: 1.63										0	0	0	0	0	0	0								
40 Tim Byrdak, L ERA: 3.46										0	0	0	0	0	0	0								
39 Bobby Parnell, R ERA: 2.75										0	0	0	0	0	0	0								
<b>Inning Stats</b>	R: 0 H: 1 E: 1 K: 0 S: 8	H: 1 LOB: 1 BB: 0 P: 16	R: 0 H: 1 E: 0 K: 0 S: 11	H: 1 LOB: 1 BB: 0 P: 14	R: 0 H: 2 E: 0 K: 0 S: 7	H: 2 LOB: 2 BB: 1 P: 16	R: 0 H: 0 E: 0 K: 2 S: 11	H: 0 LOB: 0 BB: 0 P: 18	R: 0 H: 1 E: 0 K: 1 S: 13	H: 1 LOB: 0 BB: 0 P: 21	R: 0 H: 2 E: 0 K: 3 S: 14	H: 2 LOB: 2 BB: 0 P: 22	R: 1 H: 1 E: 0 K: 1 S: 11	H: 1 LOB: 0 BB: 0 P: 17	R: 0 H: 0 E: 0 K: 1 S: 9	H: 0 LOB: 0 BB: 0 P: 15	R: 1 H: 1 E: 0 K: 0 S: 7	H: 1 LOB: 0 BB: 0 P: 13	1B: 7 2B: 1 3B: 0 HR: 2	SF: 0 SAC: 0 DP: 1 HBP: 0	WP: 0 PB: 0 SB: 0 CS: 2	PA: 36		
<b>PITCHER</b>	IP WLS BF H R ER SO BB IBB HBP BLK WP HR S P ERA WHIP	IP WLS BF H R ER SO BB IBB HBP BLK WP HR S P ERA WHIP	IP WLS BF H R ER SO BB IBB HBP BLK WP HR S P ERA WHIP	IP WLS BF H R ER SO BB IBB HBP BLK WP HR S P ERA WHIP	IP WLS BF H R ER SO BB IBB HBP BLK WP HR S P ERA WHIP	IP WLS BF H R ER SO BB IBB HBP BLK WP HR S P ERA WHIP	IP WLS BF H R ER SO BB IBB HBP BLK WP HR S P ERA WHIP	IP WLS BF H R ER SO BB IBB HBP BLK WP HR S P ERA WHIP	IP WLS BF H R ER SO BB IBB HBP BLK WP HR S P ERA WHIP	IP WLS BF H R ER SO BB IBB HBP BLK WP HR S P ERA WHIP	IP WLS BF H R ER SO BB IBB HBP BLK WP HR S P ERA WHIP	IP WLS BF H R ER SO BB IBB HBP BLK WP HR S P ERA WHIP	IP WLS BF H R ER SO BB IBB HBP BLK WP HR S P ERA WHIP	IP WLS BF H R ER SO BB IBB HBP BLK WP HR S P ERA WHIP	IP WLS BF H R ER SO BB IBB HBP BLK WP HR S P ERA WHIP	IP WLS BF H R ER SO BB IBB HBP BLK WP HR S P ERA WHIP	IP WLS BF H R ER SO BB IBB HBP BLK WP HR S P ERA WHIP	IP WLS BF H R ER SO BB IBB HBP BLK WP HR S P ERA WHIP	IP WLS BF H R ER SO BB IBB HBP BLK WP HR S P ERA WHIP	IP WLS BF H R ER SO BB IBB HBP BLK WP HR S P ERA WHIP	IP WLS BF H R ER SO BB IBB HBP BLK WP HR S P ERA WHIP	IP WLS BF H R ER SO BB IBB HBP BLK WP HR S P ERA WHIP	IP WLS BF H R ER SO BB IBB HBP BLK WP HR S P ERA WHIP	IP WLS BF H R ER SO BB IBB HBP BLK WP HR S P ERA WHIP

New York Mets @ Washington Nationals  
Nationals Park, Washington, DC  
Sun Jul 31 2011, 1:38 PM - 4:39 PM EDT  
Att: 25,307 - Sunny - 96 F

AB	34
R	2
H	9
RBI	2
BB	1
SO	8
LOB	13



Batter	1	2	3	4	5	6	7	8	9	AB	R	H	RBI	BB	SO	LOB	BOTTOM							
43 Brian Bixler, R OBP: 0.236, SLG: 0.196	G1-3		G6-3		K		FC1-6		FC3-5	5	0	0	0	0	1	4								
20 Ian Desmond, R OBP: 0.279, SLG: 0.317	G1-3		B5			11 2B	F7			5	1	2	1	0	0	1								
11 Ryan Zimmerman, R OBP: 0.352, SLG: 0.420	1B		G4-3		2B	38 2B	P6			4	1	2	1	0	0	1								
38 Michael Morse, R OBP: 0.364, SLG: 0.545	K		2B		8 1B	2B	F9			4	0	2	1	0	1	1								
28 Jayson Werth, R OBP: 0.330, SLG: 0.377	K		K		G6-3					4	0	1	0	0	2	2								
8 Danny Espinosa, S OBP: 0.317, SLG: 0.425	G5-3		K				13 S			4	0	1	0	0	2	2								
30 Jonny Gomes, R OBP: 0.289, SLG: 0.386										2	0	2	0	0	0	0								
19 Laynce Nix, L OBP: 0.200, SLG: 0.494										1	0	0	0	0	1	2								
36 Tyler Clippard, R ERA: 3.38										0	0	0	0	0	0	0								
13 Alex Ciara, L OBP: 0.284, SLG: 0.259										1	0	0	0	0	1	1								
22 Drew Storen, S ERA: 2.75										0	0	0	0	0	0	0								
26 Jesus Flores, R OBP: 0.214, SLG: 0.222	K		L7		K					4	0	1	0	0	2	4								
27 Jordan Zimmermann, R OBP: 0.212, SLG: 0.181			G5-3		SH2-4					1	0	0	0	0	0	0								
17 Sean Burnett, L OBP: 1.000, SLG: 1.000										0	0	0	0	0	0	0								
24 Rick Ankiel, L OBP: 0.303, SLG: 0.333										0	1	0	0	1	0	0								
<b>Inning Stats</b>	R: 0 H: 1 E: 0 K: 1 S: 13	H: 1 LOB: 1 BB: 0 P: 16	R: 0 H: 1 E: 0 K: 2 S: 13	H: 1 LOB: 1 BB: 0 P: 17	R: 0 H: 0 E: 0 K: 0 S: 5	H: 0 LOB: 0 BB: 0 P: 5	R: 0 H: 1 E: 0 K: 2 S: 10	H: 1 LOB: 1 BB: 0 P: 13	R: 0 H: 1 E: 0 K: 1 S: 14	H: 1 LOB: 2 BB: 0 P: 18	R: 2 H: 4 E: 0 K: 2 S: 16	H: 4 LOB: 2 BB: 0 P: 22	R: 0 H: 0 E: 0 K: 0 S: 5	H: 0 LOB: 1 BB: 1 P: 12	R: 0 H: 1 E: 0 K: 2 S: 11	H: 1 LOB: 1 BB: 0 P: 16	R: 1 H: 2 E: 0 K: 0 S: 8	H: 2 LOB: 2 BB: 0 P: 13	1B: 6 2B: 5 3B: 0 HR: 0	SF: 0 SAC: 1 DP: 0 HBP: 1	WP: 1 PB: 0 SB: 1 CS: 0	PA: 38		
<b>PITCHER</b>	IP WLS BF H R ER SO BB IBB HBP BLK WP HR S P ERA WHIP	IP WLS BF H R ER SO BB IBB HBP BLK WP HR S P ERA WHIP	IP WLS BF H R ER SO BB IBB HBP BLK WP HR S P ERA WHIP	IP WLS BF H R ER SO BB IBB HBP BLK WP HR S P ERA WHIP	IP WLS BF H R ER SO BB IBB HBP BLK WP HR S P ERA WHIP	IP WLS BF H R ER SO BB IBB HBP BLK WP HR S P ERA WHIP	IP WLS BF H R ER SO BB IBB HBP BLK WP HR S P ERA WHIP	IP WLS BF H R ER SO BB IBB HBP BLK WP HR S P ERA WHIP	IP WLS BF H R ER SO BB IBB HBP BLK WP HR S P ERA WHIP	IP WLS BF H R ER SO BB IBB HBP BLK WP HR S P ERA WHIP	IP WLS BF H R ER SO BB IBB HBP BLK WP HR S P ERA WHIP	IP WLS BF H R ER SO BB IBB HBP BLK WP HR S P ERA WHIP	IP WLS BF H R ER SO BB IBB HBP BLK WP HR S P ERA WHIP	IP WLS BF H R ER SO BB IBB HBP BLK WP HR S P ERA WHIP	IP WLS BF H R ER SO BB IBB HBP BLK WP HR S P ERA WHIP	IP WLS BF H R ER SO BB IBB HBP BLK WP HR S P ERA WHIP	IP WLS BF H R ER SO BB IBB HBP BLK WP HR S P ERA WHIP	IP WLS BF H R ER SO BB IBB HBP BLK WP HR S P ERA WHIP	IP WLS BF H R ER SO BB IBB HBP BLK WP HR S P ERA WHIP	IP WLS BF H R ER SO BB IBB HBP BLK WP HR S P ERA WHIP	IP WLS BF H R ER SO BB IBB HBP BLK WP HR S P ERA WHIP	IP WLS BF H R ER SO BB IBB HBP BLK WP HR S P ERA WHIP	IP WLS BF H R ER SO BB IBB HBP BLK WP HR S P ERA WHIP	IP WLS BF H R ER SO BB IBB HBP BLK WP HR S P ERA WHIP

New York Mets @ Washington Nationals  
Nationals Park, Washington, DC  
Sun Jul 31 2011, 1:38 PM - 4:39 PM EDT  
Att: 25,307 - Sunny - 96 F

AB	35
R	3
H	11
RBI	3
BB	1
SO	10
LOB	18





Batter	1	2	3	4	5	6	7	8	9	AB	R	H	RBI	BB	SO	LOB	TOP				
24 Michael Bourn, L (1,8) OBP: 0.362, SLG: 0.402										4	0	1	0	0	0	2					
14 Martin Prado, R (1,5) OBP: 0.318, SLG: 0.418										4	0	0	0	0	0	2					
5 Freddie Freeman, L (1,3) OBP: 0.364, SLG: 0.477										4	0	1	0	0	2	0					
26 Dan Uggla, R (1,4) OBP: 0.282, SLG: 0.419									4	2	3	2	0	0	0	0					
22 Jason Heyward, L (1,9) OBP: 0.315, SLG: 0.399									3	0	1	0	0	0	0	0					
8 David Ross, R (1,2) OBP: 0.348, SLG: 0.474									4	1	1	1	0	2	4						
2 Alex Gonzalez, R (1,6) OBP: 0.262, SLG: 0.337									4	0	1	0	0	0	1						
49 Jair Jurrjens, R (1,1) OBP: 0.119, SLG: 0.098									2	0	0	0	0	0	1						
38 Anthony Varvaro, R (6,1)									0	0	0	0	0	0	0						
7 Brooks Conrad, S (8,PH) OBP: 0.348, SLG: 0.453									1	0	0	0	0	1	0						
43 Scott Proctor, R (8,1)									0	0	0	0	0	0	0						
17 Jose Constanza, L (1,7) OBP: 0.375, SLG: 0.438									3	0	2	0	0	0	0						
<b>Inning Stats</b>	R: 0 E: 0 K: 1 S: 9	H: 1 LOB: 0 BB: 0 P: 11	R: 1 E: 0 K: 1 S: 13	H: 1 LOB: 0 BB: 0 P: 20	R: 0 E: 0 K: 0 S: 9	H: 1 LOB: 0 BB: 0 P: 14	R: 0 E: 0 K: 0 S: 10	H: 2 LOB: 2 BB: 0 P: 16	R: 0 E: 0 K: 1 S: 10	H: 0 LOB: 0 BB: 0 P: 14	R: 1 E: 0 K: 0 S: 7	H: 1 LOB: 0 BB: 0 P: 14	R: 0 E: 1 K: 1 S: 7	H: 1 LOB: 1 BB: 0 P: 14	R: 1 E: 0 K: 1 S: 9	H: 2 LOB: 1 BB: 0 P: 14	1B: 7 2B: 1 3B: 0 HR: 3	SF: 0 SAC: 0 DP: 3 HBP: 1	WP: 0 PB: 0 SB: 0 CS: 1	PA: 34	
<b>PITCHER</b>	IP	WLS	BF	H	R	ER	SO	BB	IBB	HBP	BLK	WP	HR	S	P	ERA	WHIP				
61 Livan Hernandez, R (1,1) ERA: 4.08	6.0	W	21	6	1	1	3	0	0	1	0	0	1	56	81	1.50	1.000				
60 Todd Coffey, R (7,1) ERA: 4.04	1.0		4	1	1	1	0	0	0	0	0	0	1	7	14	9.00	1.000				
52 Ryan Mattheus, R (8,1) ERA: 1.54	1.0	H	4	1	0	0	1	0	0	0	0	0	0	7	14	0.00	1.000				
22 Drew Storen, R (9,1) ERA: 2.87	1.0	S	5	2	1	1	1	0	0	0	0	0	1	9	14	9.00	2.000				

Atlanta Braves @ Washington Nationals  
Nationals Park, Washington, DC  
Mon Aug 01 2011, 7:07 PM - 9:37 PM EDT  
Att: 19,942 - Cloudy - 86 F

AB 33  
R 3  
H 10  
RBI 3  
BB 0  
SO 5  
LOB 10



Batter	1	2	3	4	5	6	7	8	9	AB	R	H	RBI	BB	SO	LOB	BOTTOM				
24 Rick Ankiel, L (1,8) OBP: 0.306, SLG: 0.365										4	2	2	2	0	1	2					
8 Danny Espinosa, S (1,4) OBP: 0.314, SLG: 0.421										4	0	0	0	0	1	0					
11 Ryan Zimmerman, R (1,5) OBP: 0.350, SLG: 0.416										4	0	1	0	0	0	0					
38 Michael Morse, R (1,3) OBP: 0.365, SLG: 0.545										4	1	2	0	0	1	1					
28 Jayson Werth, R (1,9) OBP: 0.331, SLG: 0.379										3	2	1	0	1	1	1					
19 Laynce Nix, L (1,7) OBP: 0.307, SLG: 0.490										4	0	1	1	0	0	1					
22 Drew Storen, S (9,1)										0	0	0	0	0	0	0					
20 Ian Desmond, R (1,6) OBP: 0.276, SLG: 0.313										4	0	0	1	0	0	2					
3 Wilson Ramos, R (1,2) OBP: 0.324, SLG: 0.415										2	0	0	0	1	0	1					
61 Livan Hernandez, R (1,1) OBP: 0.206, SLG: 0.206										2	0	1	1	0	0	0					
30 Jonny Gomes, R (6,PH) OBP: 0.337, SLG: 0.392										1	0	0	0	0	1	1					
60 Todd Coffey, R (7,1)										0	0	0	0	0	0	0					
52 Ryan Mattheus, R (8,1)										0	0	0	0	0	0	0					
43 Brian Bixler, R (9,7) OBP: 0.236, SLG: 0.196										0	0	0	0	0	0	0					
<b>Inning Stats</b>	R: 1 E: 0 K: 0 S: 10	H: 1 LOB: 2 BB: 1 P: 11	R: 0 E: 0 K: 0 S: 14	H: 2 LOB: 1 BB: 1 P: 27	R: 0 E: 0 K: 1 S: 9	H: 1 LOB: 0 BB: 0 P: 16	R: 0 E: 0 K: 0 S: 8	H: 0 LOB: 0 BB: 0 P: 12	R: 1 E: 0 K: 0 S: 7	H: 1 LOB: 0 BB: 0 P: 11	R: 2 E: 1 K: 1 S: 13	H: 2 LOB: 1 BB: 1 P: 21	R: 0 E: 0 K: 3 S: 12	H: 1 LOB: 0 BB: 0 P: 16	R: 0 E: 0 K: 0 S: 8	H: 0 LOB: 0 BB: 0 P: 9	1B: 5 2B: 1 3B: 0 HR: 2	SF: 0 SAC: 0 DP: 0 HBP: 0	WP: 1 PB: 0 SB: 0 CS: 0	PA: 34	
<b>PITCHER</b>	IP	WLS	BF	H	R	ER	SO	BB	IBB	HBP	BLK	WP	HR	S	P	ERA	WHIP				
49 Jair Jurrjens, R (1,1) ERA: 2.63	5.0	L	24	7	5	5	1	1	0	1	1	0	0	20	27	0.00	0.500				
38 Anthony Varvaro, R (6,1) ERA	2.0		7	1	0	0	4	0	0	0	0	0	0	20	27	0.00	0.500				
43 Scott Proctor, R (8,1) ERA: 6.23	1.0		3	0	0	0	0	0	0	0	0	0	0	8	9	0.00	0.000				

Atlanta Braves @ Washington Nationals  
Nationals Park, Washington, DC  
Mon Aug 01 2011, 7:07 PM - 9:37 PM EDT  
Att: 19,942 - Cloudy - 86 F

AB 32  
R 5  
H 8  
RBI 5  
BB 2  
SO 5  
LOB 9





Batter	1	2	3	4	5	6	7	8	9	AB	R	H	RBI	BB	SO	LOB	TOP			
24 Michael Bourn, L (1.8) OBP: 0.363, SLG: 0.404	K2-3		G4-3	L7			K		B	5	0	2	1	0	2	3	<p>Atlanta Braves @ Washington Nationals</p> <p>Nationals Park, Washington, DC</p> <p>Tue Aug 02 2011, 7:07 PM - 9:49 PM EDT</p> <p>Att: 24,326 - Partly Cloudy - 93 F</p>			
14 Martín Prado, R (1.7) OBP: 0.316, SLG: 0.414	G5-3		G4-3		L8		B		B	5	0	1	1	0	0	2				
5 Freddie Freeman, L (1.3) OBP: 0.363, SLG: 0.477	G1-3		K		K		B		B	4	0	1	0	0	2	1				
26 Dan Uggla, R (1.4) OBP: 0.282, SLG: 0.417		L5		K			B		B	4	0	1	0	0	2	2				
2 Alex Gonzalez, R (1.6) OBP: 0.262, SLG: 0.336	G5-3				FC5-4				B	4	1	1	0	0	1	1				
7 Brooks Conrad, S (1.5) OBP: 0.344, SLG: 0.443	P5								B	4	0	1	0	0	1	0				
8 David Ross, R (1.2) OBP: 0.333, SLG: 0.465			F9						B	4	0	1	0	0	1	2				
17 Jose Constanza, L (1.9) OBP: 0.400, SLG: 0.450									B	4	1	2	1	0	2	0				
32 Derek Lowe, R (1.1) OBP: 0.288, SLG: 0.316									B	1	1	0	0	1	0	2				
50 Cristian Martinez, R (5.1) OBP: 0.400, SLG: 0.600			FC3-5				G4-3		B	0	0	0	0	0	0	0				
28 Julio Lugo, R (7.7) OBP: 0.238, SLG: 0.162									B	1	0	0	0	0	0	0				
43 Scott Proctor, R (7.1) OBP: 0.344, SLG: 0.443									B	0	0	0	0	0	0	0				
20 Eric Hinske, L (9.7) OBP: 0.316, SLG: 0.449									B	1	0	0	0	0	1	0				
<b>Inning Stats</b>	R: 0 E: 0 K: 1 S: 7	H: 0 LOB: 0 BB: 0 P: 10	R: 0 E: 0 K: 0 S: 10	H: 0 LOB: 0 BB: 0 P: 14	R: 2 E: 0 K: 1 S: 13	H: 3 LOB: 1 BB: 0 P: 15	R: 1 E: 0 K: 1 S: 22	H: 3 LOB: 1 BB: 1 P: 33	R: 0 E: 0 K: 3 S: 9	H: 0 LOB: 0 BB: 0 P: 11	R: 0 E: 0 K: 2 S: 13	H: 2 LOB: 2 BB: 0 P: 21	R: 0 E: 0 K: 1 S: 7	H: 0 LOB: 0 BB: 0 P: 11	R: 0 E: 0 K: 2 S: 13	H: 1 LOB: 1 BB: 0 P: 18	1B: 8 2B: 2 3B: 0 HR: 0	SF: 0 SAC: 0 DP: 0 HBP: 0	WP: 0 PB: 0 SB: 0 CS: 0	PA: 38
<b>PITCHER</b>	IP WLS BF H R ER SO BB IBB HBP BLK WP HR S P ERA WHIP																			
31 John Lannan, L (1.1) ERA: 3.65	6.2 W 30 9 3 3 8 1 0 0 0 0 0 0 80 110 4.05 1.500																			
63 Henry Alberto Rodriguez, R (1.1) ERA: 4.02	2.1 8 1 0 0 4 0 0 0 0 0 0 0 23 34 0.00 0.429																			

Batter	1	2	3	4	5	6	7	8	9	AB	R	H	RBI	BB	SO	LOB	BOTTOM			
24 Rick Ankiel, L (1.8) OBP: 0.304, SLG: 0.375	G4-3		F7		P6		K		B	5	1	1	4	0	1	1	<p>Atlanta Braves @ Washington Nationals</p> <p>Nationals Park, Washington, DC</p> <p>Tue Aug 02 2011, 7:07 PM - 9:49 PM EDT</p> <p>Att: 24,326 - Partly Cloudy - 93 F</p>			
8 Danny Espinosa, S (1.4) OBP: 0.315, SLG: 0.423	G3-1		G4-3				G4-3		B	5	0	2	0	0	0	0				
11 Ryan Zimmerman, R (1.5) OBP: 0.351, SLG: 0.416			G4-3		F9		G6-3		B	5	0	2	0	0	0	2				
38 Michael Morse, R (1.3) OBP: 0.366, SLG: 0.552	FC6-4								B	5	1	2	1	0	2	3				
28 Jayson Werth, R (1.9) OBP: 0.332, SLG: 0.379									B	5	1	2	0	0	0	3				
30 Jonny Gomes, R (1.7) ERA: 4.88									B	3	2	1	0	1	1	2				
63 Henry Alberto Rodriguez, R (1.1) ERA: 4.02									B	0	0	0	0	0	0	0				
20 Ian Desmond, R (1.6) OBP: 0.278, SLG: 0.324			SF9						B	3	2	2	3	0	0	0				
3 Wilson Ramos, R (1.2) OBP: 0.327, SLG: 0.414									B	3	1	1	0	1	1	0				
31 John Lannan, L (1.1) OBP: 0.156, SLG: 0.167									B	3	1	0	1	0	1	3				
43 Brian Bixler, R (7.7) OBP: 0.250, SLG: 0.250									B	1	0	1	0	0	0	0				
<b>Inning Stats</b>	R: 0 E: 0 K: 0 S: 7	H: 1 LOB: 1 BB: 0 P: 10	R: 1 E: 1 K: 2 S: 14	H: 1 LOB: 1 BB: 1 P: 24	R: 0 E: 0 K: 1 S: 10	H: 1 LOB: 1 BB: 0 P: 13	R: 5 E: 0 K: 0 S: 16	H: 5 LOB: 2 BB: 1 P: 28	R: 2 E: 0 K: 0 S: 13	H: 2 LOB: 0 BB: 0 P: 19	R: 1 E: 0 K: 0 S: 13	H: 2 LOB: 1 BB: 0 P: 16	R: 0 E: 0 K: 1 S: 11	H: 1 LOB: 1 BB: 0 P: 20	R: 0 E: 0 K: 1 S: 13	H: 1 LOB: 1 BB: 0 P: 15	1B: 8 2B: 1 3B: 2 HR: 3	SF: 1 SAC: 0 DP: 0 HBP: 0	WP: 0 PB: 0 SB: 1 CS: 0	PA: 41
<b>PITCHER</b>	IP WLS BF H R ER SO BB IBB HBP BLK WP HR S P ERA WHIP																			
32 Derek Lowe, R (1.1) ERA: 4.88	4.0 L 25 10 8 7 3 2 0 0 0 0 0 0 1 21 29 15.75 3.000																			
50 Cristian Martinez, R (5.1) ERA: 3.38	2.0 8 2 1 1 1 0 0 0 0 0 0 0 24 35 0.00 1.000																			
43 Scott Proctor, R (7.1) ERA: 5.79	2.0 8 2 0 0 2 0 0 0 0 0 0 0 24 35 0.00 1.000																			



Batter	1	2	3	4	5	6	7	8	9	AB	R	H	RBI	BB	SO	LOB	TOP					
24 Michael Bourn, L (1,8) OBP: 0.362, SLG: 0.403										4	2	1	0	0	0	2	<p><b>Atlanta Braves @ Washington Nationals</b> Nationals Park, Washington, DC Wed Aug 03 2011, 1:08 PM - 4:25 PM EDT Att: 20,043 - Cloudy - 85 F</p> <p>livebaseballscorecards.com</p> <p>AB 34 R 6 H 7 RBI 6 BB 1 SO 4 LOB 8</p>					
14 Martin Prado, R (1,5) OBP: 0.313, SLG: 0.410										4	1	0	0	0	0	3						
5 Freddie Freeman, L (1,3) OBP: 0.364, SLG: 0.477										4	1	2	2	0	1	0						
26 Dan Uggla, R (1,4) OBP: 0.284, SLG: 0.425										4	2	2	3	0	0	1						
20 Eric Hinske, L (1,7) OBP: 0.315, SLG: 0.442										3	0	0	0	1	0	0						
39 Jonny Venters, L (8,1)										0	0	0	0	0	0	0						
46 Craig Kimbrel, R (9,1)										0	0	0	0	0	0	0						
2 Alex Gonzalez, R (1,6) OBP: 0.282, SLG: 0.335										4	0	1	1	0	1	0						
8 David Ross, R (1,2) OBP: 0.322, SLG: 0.448										4	0	0	0	0	0	2						
37 Brandon Beachy, R (1,1) OBP: 0.038, SLG: 0.038										3	0	0	0	0	1	0						
38 Anthony Varvaro, R (6,1)										0	0	0	0	0	0	0						
34 Eric O'Flaherty, L (6,1)										0	0	0	0	0	0	0						
22 Jason Heyward, L (8,9) OBP: 0.314, SLG: 0.397										1	0	0	0	0	1	0						
17 Jose Constanza, L (1,9) OBP: 0.391, SLG: 0.435										3	0	1	0	0	0	0						
<b>Inning Stats</b>	R: 2 H: 3 E: 0 K: 0 S: 15	H: 3 LOB: 2 BB: 1 P: 28	R: 0 H: 0 E: 0 K: 0 S: 7	H: 0 LOB: 0 BB: 0 P: 10	R: 0 H: 1 E: 0 K: 0 S: 6	H: 0 LOB: 0 BB: 0 P: 9	R: 0 H: 0 E: 0 K: 0 S: 5	H: 0 LOB: 0 BB: 0 P: 10	R: 4 H: 3 E: 1 K: 0 S: 21	H: 3 LOB: 0 BB: 0 P: 29	R: 0 H: 0 E: 0 K: 2 S: 11	H: 0 LOB: 0 BB: 0 P: 15	R: 0 H: 0 E: 0 K: 1 S: 4	H: 0 LOB: 0 BB: 0 P: 6	R: 0 H: 0 E: 0 K: 1 S: 10	H: 0 LOB: 0 BB: 0 P: 18	R: 0 H: 0 E: 0 K: 1 S: 10	H: 0 LOB: 0 BB: 0 P: 15	1B: 6 2B: 0 3B: 0 HR: 1	SF: 0 SAC: 0 DP: 1 HBP: 0	WP: 0 PB: 0 SB: 1 CS: 0	PA: 35
<b>PITCHER</b>	IP WLS BF H R ER SO BB IBB HBP BLK WP HR S P ERA WHIP																					
40 Chien-Ming Wang, R (1,1) ERA: 6.0	5.0 L 23 7 6 2 0 1 0 0 0 0 0 1 54 86 3.60 1.600																					
32 Tom Gorzelanny, L (6,1) ERA: 4.52	1.0 3 0 0 0 2 0 0 0 0 0 0 0 11 15 0.00 0.000																					
17 Sean Burnett, L (7,1) ERA: 4.83	2.0 6 0 0 0 1 0 0 0 0 0 0 0 14 24 0.00 0.000																					
60 Todd Coffey, R (9,1) ERA: 3.95	1.0 3 0 0 0 1 0 0 0 0 0 0 0 10 15 0.00 0.000																					

Batter	1	2	3	4	5	6	7	8	9	AB	R	H	RBI	BB	SO	LOB	BOTTOM			
24 Rick Ankiel, L (1,8) OBP: 0.302, SLG: 0.376										5	0	1	0	0	2	3	<p><b>Atlanta Braves @ Washington Nationals</b> Nationals Park, Washington, DC Wed Aug 03 2011, 1:08 PM - 4:25 PM EDT Att: 20,043 - Cloudy - 85 F</p> <p>livebaseballscorecards.com</p> <p>AB 34 R 4 H 7 RBI 3 BB 3 SO 12 LOB 10</p>			
8 Danny Espinosa, S (1,4) OBP: 0.354, SLG: 0.420										3	1	0	0	1	1	1				
11 Ryan Zimmerman, R (1,5) OBP: 0.354, SLG: 0.417										4	1	2	0	0	1	1				
38 Michael Morse, R (1,3) OBP: 0.364, SLG: 0.548										4	1	1	1	0	2	1				
28 Jayson Werth, R (1,9) OBP: 0.331, SLG: 0.386										4	1	1	2	0	1	0				
19 Lance Nix, L (1,7) OBP: 0.307, SLG: 0.484										3	0	0	0	1	1	0				
20 Ian Desmond, R (1,6) OBP: 0.278, SLG: 0.323										4	0	1	0	0	2	1				
26 Jesus Flores, R (1,2) OBP: 0.219, SLG: 0.226										4	0	1	0	0	1	2				
40 Chien-Ming Wang, R (1,1) ERA: 6.0										1	0	0	0	0	0	0				
13 Alex Cora, L (5,PH) OBP: 0.282, SLG: 0.292										1	0	0	0	0	0	1				
32 Tom Gorzelanny, R (6,1) ERA: 4.52										0	0	0	0	0	0	0				
43 Brian Baker, R (6,PH) ERA: 11.25										0	0	0	0	0	0	0				
17 Sean Burnett, L (7,1) ERA: 4.83										0	0	0	0	0	0	0				
60 Todd Coffey, R (9,1) ERA: 3.95										0	0	0	0	0	0	0				
30 Jonny Gomes, R (8,PH) OBP: 0.288, SLG: 0.336										1	0	0	0	0	1	0				
<b>Inning Stats</b>	R: 0 H: 1 E: 0 K: 3 S: 14	H: 1 LOB: 1 BB: 0 P: 19	R: 0 H: 1 E: 0 K: 0 S: 7	H: 1 LOB: 0 BB: 0 P: 11	R: 0 H: 1 E: 0 K: 1 S: 9	H: 0 LOB: 0 BB: 0 P: 12	R: 0 H: 1 E: 0 K: 0 S: 9	H: 1 LOB: 1 BB: 0 P: 12	R: 4 H: 3 E: 0 K: 2 S: 25	H: 3 LOB: 2 BB: 3 P: 50	R: 0 H: 0 E: 0 K: 2 S: 9	H: 0 LOB: 0 BB: 0 P: 12	R: 0 H: 0 E: 0 K: 2 S: 9	H: 0 LOB: 0 BB: 0 P: 12	R: 0 H: 0 E: 0 K: 2 S: 10	H: 0 LOB: 0 BB: 0 P: 15	1B: 5 2B: 1 3B: 0 HR: 1	SF: 0 SAC: 0 DP: 0 HBP: 0	WP: 2 PB: 0 SB: 0 CS: 0	PA: 37
<b>PITCHER</b>	IP WLS BF H R ER SO BB IBB HBP BLK WP HR S P ERA WHIP																			
37 Brandon Beachy, R (1,1) ERA: 3.49	5.0 W 23 4 4 4 2 2 0 0 0 0 0 0 13 25 0.00 3.000																			
38 Anthony Varvaro, R (6,1) ERA: 0.89	0.2 H 4 0 0 0 2 2 0 0 0 0 0 0 13 25 0.00 3.000																			
34 Eric O'Flaherty, L (6,1) ERA: 0.89	1.1 H 4 0 0 0 2 0 0 0 0 0 0 0 10 15 0.00 0.000																			
39 Jonny Venters, L (8,1) ERA: 1.26	1.0 H 3 0 0 0 2 0 0 0 0 0 0 0 9 12 0.00 0.000																			
46 Craig Kimbrel, R (9,1) ERA: 2.0	1.0 S 3 0 0 0 2 0 0 0 0 0 0 0 10 15 0.00 0.000																			



Batter	1	2	3	4	5	6	7	8	9	AB	R	H	RBI	BB	SO	LOB	TOP					
24 Rick Ankiel, L OBP: 0.304, SLG: 0.376										5	2	2	0	0	1	3	<b>Washington Nationals @ Colorado Rockies</b> Coors Field, Denver, CO Thu Aug 04 2011, 6:43 PM - 9:35 PM MDT Att: 35,768 - Cloudy - 73 F					
8 Danny Espinosa, S OBP: 0.311, SLG: 0.414									5	0	0	0	0	0	2	3						
11 Ryan Zimmerman, R OBP: 0.363, SLG: 0.433									4	0	3	2	1	0	0	0						
38 Michael Morse, R OBP: 0.365, SLG: 0.546									5	0	2	1	0	0	2	2						
28 Jayson Werth, R OBP: 0.330, SLG: 0.383									3	0	0	0	0	2	4							
19 Lance Nix, L OBP: 0.302, SLG: 0.477									4	0	0	0	0	2	4							
20 Ian Desmond, R OBP: 0.278, SLG: 0.321									3	0	0	0	1	0	0							
3 Wilson Ramos, R OBP: 0.329, SLG: 0.415									4	0	2	0	0	1	1							
48 Ross Detwiler, R OBP: 0.250, SLG: 0.250									1	0	0	0	0	0	0							
13 Alex Cora, L OBP: 0.287, SLG: 0.262									1	0	1	0	0	0	0							
23 Collin Balester, R OBP: 0.259, SLG: 0.245									1	0	0	0	0	0	0							
43 Brian Dixler, R OBP: 0.259, SLG: 0.245									1	1	0	0	0	0	1							
<b>Inning Stats</b>	R: 1 E: 0 K: 1 S: 19	H: 2 LOB: 2 BB: 1 P: 29	R: 0 E: 0 K: 0 S: 7	H: 1 LOB: 1 BB: 0 P: 8	R: 0 E: 0 K: 2 S: 18	H: 1 LOB: 2 BB: 0 P: 27	R: 0 E: 0 K: 0 S: 9	H: 0 LOB: 0 BB: 0 P: 13	R: 0 E: 0 K: 2 S: 16	H: 2 LOB: 2 BB: 0 P: 21	R: 0 E: 0 K: 2 S: 11	H: 1 LOB: 2 BB: 1 P: 18	R: 0 E: 0 K: 0 S: 5	H: 0 LOB: 0 BB: 0 P: 6	R: 0 E: 0 K: 1 S: 7	H: 0 LOB: 0 BB: 0 P: 10	R: 2 E: 0 K: 0 S: 18	H: 3 LOB: 1 BB: 0 P: 24	1B: 8 2B: 2 3B: 0 HR: 0	SF: 0 SAC: 1 DP: 0 HBP: 1	WP: 0 PB: 0 SB: 0 CS: 0	PA: 40
<b>PITCHER</b>	IP WLS BF H R ER SO BB IBB HBP BLK WP HR S P ERA WHIP																					
48 Esmil Rogers, R ERA: 6.35	5.2 W 27 7 1 1 6 2 0 0 1 0 0 0 0 77 112 1.59 1.588																					
51 Matt Reynolds, L ERA: 3.82	6.1 0.1 H 1 0 0 0 1 0 0 0 0 0 0 0 3 4 0.00 0.000																					
27 Matt Lindstrom, R ERA: 2.95	7.1 1.0 H 3 0 0 0 0 0 0 0 0 0 0 5 6 0.00 0.000																					
63 Rafael Betancourt, R ERA: 3.95	8.1 1.0 H 3 0 0 0 1 0 0 0 0 0 0 7 10 0.00 0.000																					
16 Huston Street, R ERA: 4.04	9.1 1.0 6 3 2 2 0 0 0 0 0 0 0 18 24 18.00 3.000																					

Batter	1	2	3	4	5	6	7	8	9	AB	R	H	RBI	BB	SO	LOB	BOTTOM			
1 Eric Young Jr., S OBP: 0.308, SLG: 0.225									2	0	1	2	3	0	1					
Dexter Fowler, S OBP: 0.381, SLG: 0.393									5	0	0	0	0	1	6					
17 Todd Helton, L OBP: 0.394, SLG: 0.479									2	2	0	0	2	0	1					
2 Troy Tulowitzki, R OBP: 0.357, SLG: 0.521									4	2	3	1	0	0	0					
21 Ty Wigginton, R OBP: 0.325, SLG: 0.459									3	1	2	1	1	0	0					
16 Huston Street, R									0	0	0	0	0	0	0					
10 Chris Nelson, R OBP: 0.276, SLG: 0.406									4	0	2	1	0	1	1					
19 Ryan Spillborghs, R OBP: 0.288, SLG: 0.307									3	0	0	0	0	0	2					
7 Seth Smith, L OBP: 0.334, SLG: 0.480									1	0	0	0	0	1	3					
20 Chris Iannetta, R OBP: 0.379, SLG: 0.417									2	1	1	1	1	0	0					
48 Esmil Rogers, R ERA: 6.35									0	0	0	0	0	0	0					
51 Matt Reynolds, L ERA: 3.82									0	0	0	0	0	0	0					
27 Matt Lindstrom, R ERA: 2.95									0	0	0	0	0	0	0					
18 Jonathan Herrera, S ERA: 4.6									0	0	0	0	0	0	0					
63 Rafael Betancourt, R ERA: 3.95									0	0	0	0	0	0	0					
9 Ian Stewart, L OBP: 0.233, SLG: 0.216									1	0	0	0	0	0	3					
<b>Inning Stats</b>	R: 0 E: 0 K: 0 S: 5	H: 0 LOB: 0 BB: 1 P: 11	R: 0 E: 0 K: 1 S: 8	H: 0 LOB: 0 BB: 0 P: 13	R: 0 E: 0 K: 0 S: 5	H: 0 LOB: 1 BB: 1 P: 11	R: 1 E: 0 K: 0 S: 12	H: 3 LOB: 2 BB: 1 P: 22	R: 1 E: 0 K: 0 S: 8	H: 2 LOB: 0 BB: 0 P: 9	R: 1 E: 0 K: 0 S: 5	H: 2 LOB: 0 BB: 0 P: 7	R: 0 E: 0 K: 1 S: 16	H: 0 LOB: 1 BB: 1 P: 27	R: 3 E: 0 K: 1 S: 17	H: 2 LOB: 3 BB: 3 P: 36	1B: 6 2B: 3 3B: 0 HR: 1	SF: 0 SAC: 2 DP: 2 HBP: 1	WP: 0 PB: 0 SB: 1 CS: 0	PA: 38
<b>PITCHER</b>	IP WLS BF H R ER SO BB IBB HBP BLK WP HR S P ERA WHIP																			
48 Ross Detwiler, L ERA: 2.66	5.0 L 21 5 2 2 2 1 3 0 0 0 0 0 1 21 34 4.50 1.500																			
23 Collin Balester, R ERA: 4.6	2.0 8 2 1 1 1 1 0 0 0 0 0 1 21 34 4.50 1.500																			
52 Ryan Mattheus, R ERA: 2.59	1.0 9 2 3 3 1 2 1 1 0 0 0 0 17 36 27.00 4.000																			





Batter	1	2	3	4	5	6	7	8	9	AB	R	H	RBI	BB	SO	LOB	TOP					
24 Rick Ankiel, L (1.8) OBP: 0.310, SLG: 0.385										5	1	3	1	0	1	2	<p>Washington Nationals @ Colorado Rockies</p> <p>Coors Field, Denver, CO</p> <p>Fri Aug 05 2011, 6:42 PM - 10:08 PM MDT</p> <p>Att: 34,936 - Partly Cloudy - 86 F</p> <p>livebaseballscorecards.com</p>					
8 Danny Espinosa, S (1.4) OBP: 0.374, SLG: 0.418										4	2	2	0	1	0	1						
11 Ryan Zimmerman, R (1.5) OBP: 0.364, SLG: 0.439										4	0	1	2	1	0	3						
38 Michael Morse, R (1.3) OBP: 0.368, SLG: 0.555										5	1	3	2	0	0	1						
28 Javson Werth, R (1.9) OBP: 0.327, SLG: 0.378										5	0	0	0	0	0	4						
19 Lance Nix, L (1.7) OBP: 0.298, SLG: 0.469										4	0	0	0	0	1	1						
43 Brian Bixler, R (8.7) OBP: 0.259, SLG: 0.245										0	0	0	0	0	0	0						
20 Ian Desmond, R (1.6) OBP: 0.285, SLG: 0.331										4	0	4	0	0	0	0						
3 Wilson Ramos, R (1.2) OBP: 0.325, SLG: 0.409										4	0	0	0	0	1	4						
27 Jordan Zimmermann, R (1.1) OBP: 0.250, SLG: 0.235										3	1	2	0	0	0	1						
63 Henry Alberto Rodriguez, R (6.1) OBP: 0.325, SLG: 0.409										0	0	0	0	0	0	1						
36 Tyler Clippard, R (8.1) OBP: 0.259, SLG: 0.245										0	0	0	0	0	0	1						
22 Drew Storen, S (8.1) OBP: 0.259, SLG: 0.245										0	0	0	0	0	0	1						
<b>Inning Stats</b>	R: 2 H: 3 E: 0 K: 1 S: 19	H: 3 R: 1 ER: 0 LOB: 1 BB: 0 P: 30	R: 0 H: 2 E: 0 K: 0 S: 10	H: 2 R: 1 ER: 0 LOB: 3 BB: 1 P: 17	R: 0 H: 0 E: 0 K: 0 S: 8	H: 0 R: 0 ER: 0 LOB: 0 BB: 0 P: 12	R: 1 H: 3 E: 0 K: 0 S: 12	H: 3 R: 1 ER: 0 LOB: 1 BB: 0 P: 17	R: 1 H: 1 E: 0 K: 0 S: 8	H: 1 R: 0 ER: 0 LOB: 1 BB: 0 P: 11	R: 0 H: 2 E: 0 K: 0 S: 8	H: 2 R: 0 ER: 0 LOB: 1 BB: 0 P: 14	R: 0 H: 1 E: 0 K: 0 S: 8	H: 1 R: 0 ER: 0 LOB: 1 BB: 0 P: 13	R: 0 H: 1 E: 0 K: 1 S: 11	H: 1 R: 0 ER: 0 LOB: 1 BB: 0 P: 15	R: 1 H: 2 E: 0 K: 1 S: 9	H: 2 R: 1 ER: 0 LOB: 1 BB: 1 P: 20	1B: 9 2B: 4 3B: 1 HR: 1	SF: 0 SAC: 0 DP: 3 HBP: 0	WP: 1 PB: 0 SB: 0 CS: 0	PA: 41
<b>PITCHER</b>	IP: 1.0 WLS: 1 BF: 7 H: 4 R: 2 ER: 2 SO: 1 BB: 0 IBB: 0 HBP: 0 BLK: 0 WP: 0 HR: 0 S: 21 P: 32 ERA: 18.00 WHIP: 4.000	IP: 2.0 WLS: 2 BF: 20 H: 7 R: 2 ER: 2 SO: 2 BB: 1 IBB: 0 HBP: 0 BLK: 0 WP: 0 HR: 4 S: 64 P: 64 ERA: 4.15 WHIP: 1.846	IP: 0.2 WLS: 0 BF: 1 H: 0 R: 0 ER: 0 SO: 0 BB: 0 IBB: 0 HBP: 0 BLK: 0 WP: 0 HR: 2 S: 5 P: 5 ERA: 0.00 WHIP: 0.000	IP: 1.0 WLS: 1 BF: 4 H: 1 R: 0 ER: 0 SO: 0 BB: 0 IBB: 0 HBP: 0 BLK: 0 WP: 0 HR: 8 S: 13 P: 13 ERA: 0.00 WHIP: 1.000	IP: 1.0 WLS: 1 BF: 4 H: 1 R: 0 ER: 0 SO: 1 BB: 0 IBB: 0 HBP: 0 BLK: 0 WP: 0 HR: 11 S: 15 P: 15 ERA: 0.00 WHIP: 1.000	IP: 9.1 WLS: 5 BF: 2 H: 1 R: 1 ER: 1 SO: 1 BB: 0 IBB: 1 HBP: 0 BLK: 0 WP: 0 HR: 9 S: 20 P: 20 ERA: 9.00 WHIP: 2.000																

Batter	1	2	3	4	5	6	7	8	9	AB	R	H	RBI	BB	SO	LOB	BOTTOM
1 Eric Young Jr., S (1.7) OBP: 0.313, SLG: 0.238										4	0	1	0	1	2	4	<p>Washington Nationals @ Colorado Rockies</p> <p>Coors Field, Denver, CO</p> <p>Fri Aug 05 2011, 6:42 PM - 10:08 PM MDT</p> <p>Att: 34,936 - Partly Cloudy - 86 F</p> <p>livebaseballscorecards.com</p>
Dexter Fowler, S (1.8) OBP: 0.362, SLG: 0.397										5	0	2	0	0	2	2	
17 Todd Helton, L (1.3) OBP: 0.391, SLG: 0.478										5	1	1	0	0	0	4	
2 Troy Tulowitzki, R (1.6) OBP: 0.360, SLG: 0.520										4	1	2	0	1	0	1	
7 Seth Smith, L (1.9) OBP: 0.331, SLG: 0.474										4	0	0	0	0	1	5	
10 Chris Nelson, R (1.4) OBP: 0.294, SLG: 0.404										3	1	1	1	1	1	0	
9 Ian Stewart, L (1.5) OBP: 0.233, SLG: 0.217										4	0	1	1	0	2	1	
20 Chris Iannetta, R (1.2) OBP: 0.383, SLG: 0.422										4	0	3	1	0	1	0	
44 Juan Nicasio, R (1.1) OBP: 0.136, SLG: 0.091										0	0	0	0	0	0	0	
61 Edgmer Escalona, R (2.1) OBP: 0.136, SLG: 0.091										2	0	0	0	0	2	1	
51 Matt Reynolds, L (8.1) OBP: 0.136, SLG: 0.091										0	0	0	0	0	0	0	
21 Ty Wigginton, R (6.9) OBP: 0.136, SLG: 0.091										0	0	0	0	0	0	0	
27 Matt Lindstrom, R (7.1) OBP: 0.136, SLG: 0.091										0	0	0	0	0	0	0	
63 Rafael Betancourt, R (8.1) OBP: 0.136, SLG: 0.091										0	0	0	0	0	0	0	
14 Mark Ellis, R (8.9) OBP: 0.136, SLG: 0.091										0	0	0	0	0	0	0	
16 Huston Street, R (8.1) OBP: 0.136, SLG: 0.091										0	0	0	0	0	0	0	
<b>Inning Stats</b>	R: 0 H: 1 E: 0 K: 1 S: 13	H: 0 R: 0 ER: 0 LOB: 0 BB: 0 P: 13	R: 0 H: 0 E: 0 K: 2 S: 13	H: 0 R: 0 ER: 0 LOB: 0 BB: 1 P: 20	R: 0 H: 0 E: 0 K: 1 S: 8	H: 0 R: 0 ER: 0 LOB: 0 BB: 0 P: 13	R: 0 H: 1 E: 0 K: 2 S: 11	H: 1 R: 0 ER: 0 LOB: 1 BB:									







Batter	1	2	3	4	5	6	7	8	9	AB	R	H	RBI	BB	SO	LOB	TOP							
24 Rick Ankiel, L OBP: 0.309, SLG: 0.389										4	0	0	0	1	1	2								
8 Danny Espinosa, S OBP: 0.374, SLG: 0.422										5	1	1	0	0	1	3								
11 Ryan Zimmerman, R OBP: 0.371, SLG: 0.443										4	0	1	0	0	1	2								
38 Michael Morse, R OBP: 0.372, SLG: 0.557										3	0	0	0	1	0	2								
28 Jayson Werth, R OBP: 0.329, SLG: 0.379										3	1	1	1	1	2	0								
30 Jonny Gomes, R OBP: 0.341, SLG: 0.410										4	1	2	2	0	2	2								
22 Drew Storen, S										0	0	0	0	0	0	0								
20 Ian Desmond, R OBP: 0.279, SLG: 0.323										4	0	0	0	0	1	3								
26 Jesus Flores, R OBP: 0.250, SLG: 0.265										3	0	1	0	1	0	0								
31 John Lannan, L ERA: 5.05										3	0	0	0	0	0	3								
52 Ryan Mattheus, R ERA: 3.72										0	0	0	0	0	0	0								
36 Tyler Clippard, R ERA: 3.81										0	0	0	0	0	0	0								
60 Todd Coffey, R ERA: 4.4										0	0	0	0	0	0	0								
19 Laynce Nix, L ERA: 2.55										1	0	1	0	0	0	0								
43 Brian Bixler, R ERA: 2.75										0	0	0	0	0	0	0								
<b>Inning Stats</b>	R: 0 E: 0 K: 1 S: 7	H: 0 LOB: 1 BB: 1 P: 13	R: 2 E: 0 K: 0 S: 10	H: 1 LOB: 0 BB: 1 P: 19	R: 0 E: 0 K: 0 S: 7	H: 1 LOB: 1 BB: 0 P: 10	R: 0 E: 1 K: 1 S: 9	H: 1 LOB: 2 BB: 1 P: 14	R: 0 E: 0 K: 0 S: 4	H: 0 LOB: 0 BB: 0 P: 7	R: 0 E: 0 K: 2 S: 7	H: 0 LOB: 0 BB: 0 P: 9	R: 0 E: 0 K: 1 S: 8	H: 1 LOB: 1 BB: 0 P: 12	R: 1 E: 0 K: 2 S: 22	H: 2 LOB: 2 BB: 1 P: 29	R: 0 E: 0 K: 1 S: 8	H: 1 LOB: 2 BB: 0 P: 9	1B: 4 2B: 2 3B: 0 HR: 1	SF: 0 SAC: 0 DP: 0 HBP: 0	WP: 0 PB: 0 SB: 0 CS: 0	PA: 38		
<b>PITCHER</b>	IP WLS BF H R ER SO BB IBB HBP BLK WP HR S P ERA WHIP	IP WLS BF H R ER SO BB IBB HBP BLK WP HR S P ERA WHIP	IP WLS BF H R ER SO BB IBB HBP BLK WP HR S P ERA WHIP	IP WLS BF H R ER SO BB IBB HBP BLK WP HR S P ERA WHIP	IP WLS BF H R ER SO BB IBB HBP BLK WP HR S P ERA WHIP	IP WLS BF H R ER SO BB IBB HBP BLK WP HR S P ERA WHIP	IP WLS BF H R ER SO BB IBB HBP BLK WP HR S P ERA WHIP	IP WLS BF H R ER SO BB IBB HBP BLK WP HR S P ERA WHIP	IP WLS BF H R ER SO BB IBB HBP BLK WP HR S P ERA WHIP	IP WLS BF H R ER SO BB IBB HBP BLK WP HR S P ERA WHIP	IP WLS BF H R ER SO BB IBB HBP BLK WP HR S P ERA WHIP	IP WLS BF H R ER SO BB IBB HBP BLK WP HR S P ERA WHIP	IP WLS BF H R ER SO BB IBB HBP BLK WP HR S P ERA WHIP	IP WLS BF H R ER SO BB IBB HBP BLK WP HR S P ERA WHIP	IP WLS BF H R ER SO BB IBB HBP BLK WP HR S P ERA WHIP	IP WLS BF H R ER SO BB IBB HBP BLK WP HR S P ERA WHIP	IP WLS BF H R ER SO BB IBB HBP BLK WP HR S P ERA WHIP	IP WLS BF H R ER SO BB IBB HBP BLK WP HR S P ERA WHIP	IP WLS BF H R ER SO BB IBB HBP BLK WP HR S P ERA WHIP	IP WLS BF H R ER SO BB IBB HBP BLK WP HR S P ERA WHIP	IP WLS BF H R ER SO BB IBB HBP BLK WP HR S P ERA WHIP	IP WLS BF H R ER SO BB IBB HBP BLK WP HR S P ERA WHIP	IP WLS BF H R ER SO BB IBB HBP BLK WP HR S P ERA WHIP	IP WLS BF H R ER SO BB IBB HBP BLK WP HR S P ERA WHIP

Washington Nationals @ Colorado Rockies  
Coors Field, Denver, CO  
Sun Aug 07 2011, 1:10 PM - 4:07 PM MDT  
Att: 34,555 - Sunny - 89 F

AB	34
R	3
H	7
RBI	3
BB	4
SO	8
LOB	17



Batter	1	2	3	4	5	6	7	8	9	AB	R	H	RBI	BB	SO	LOB	BOTTOM							
1 Eric Young Jr., S OBP: 0.321, SLG: 0.266										5	1	2	0	0	0	1								
Dexter Fowler, S OBP: 0.364, SLG: 0.401										2	0	0	0	2	0	1								
5 Carlos González, L OBP: 0.354, SLG: 0.483										5	0	0	1	0	0	3								
2 Troy Tulowitzki, R OBP: 0.365, SLG: 0.527										5	0	2	0	0	3	3								
21 Ty Wigginton, R OBP: 0.328, SLG: 0.465										3	0	1	1	1	0	2								
10 Chris Nelson, R OBP: 0.265, SLG: 0.375										3	0	0	0	0	1	2								
7 Seth Smith, L OBP: 0.332, SLG: 0.474										1	0	0	0	0	0	2								
34 Matt Belisle, R										0	0	0	0	0	0	0								
56 Josh Roenicke, R										0	0	0	0	0	0	0								
55 Eleazer Alfonso, R OBP: 0.400, SLG: 0.455										4	0	3	0	0	0	0								
14 Mark Ellis, R OBP: 0.266, SLG: 0.322										4	0	1	0	0	0	5								
28 Aaron Cook, R OBP: 0.190, SLG: 0.190										2	0	0	0	0	1	4								
51 Matt Reynolds, L										0	0	0	0	0	0	0								
18 Jonathan Herrera, S OBP: 0.319, SLG: 0.299										1	1	0	0	1	0	1								
<b>Inning Stats</b>	R: 0 E: 0 K: 0 S: 10	H: 1 LOB: 1 BB: 0 P: 19	R: 0 E: 0 K: 1 S: 9	H: 1 LOB: 0 BB: 0 P: 11	R: 0 E: 0 K: 0 S: 7	H: 1 LOB: 0 BB: 0 P: 12	R: 0 E: 0 K: 0 S: 14	H: 2 LOB: 3 BB: 1 P: 24	R: 0 E: 0 K: 1 S: 7	H: 0 LOB: 1 BB: 1 P: 14	R: 0 E: 0 K: 1 S: 10	H: 1 LOB: 1 BB: 0 P: 13	R: 2 E: 1 K: 1 S: 15	H: 2 LOB: 2 BB: 1 P: 24	R: 0 E: 0 K: 0 S: 8	H: 1 LOB: 1 BB: 0 P: 12	R: 0 E: 0 K: 1 S: 12	H: 0 LOB: 0 BB: 0 P: 15	1B: 9 2B: 0 3B: 0 HR: 0	SF: 0 SAC: 1 DP: 1 HBP: 0	WP: 0 PB: 0 SB: 1 CS: 0	PA: 40		
<b>PITCHER</b>	IP WLS BF H R ER SO BB IBB HBP BLK WP HR S P ERA WHIP	IP WLS BF H R ER SO BB IBB HBP BLK WP HR S P ERA WHIP	IP WLS BF H R ER SO BB IBB HBP BLK WP HR S P ERA WHIP	IP WLS BF H R ER SO BB IBB HBP BLK WP HR S P ERA WHIP	IP WLS BF H R ER SO BB IBB HBP BLK WP HR S P ERA WHIP	IP WLS BF H R ER SO BB IBB HBP BLK WP HR S P ERA WHIP	IP WLS BF H R ER SO BB IBB HBP BLK WP HR S P ERA WHIP	IP WLS BF H R ER SO BB IBB HBP BLK WP HR S P ERA WHIP	IP WLS BF H R ER SO BB IBB HBP BLK WP HR S P ERA WHIP	IP WLS BF H R ER SO BB IBB HBP BLK WP HR S P ERA WHIP	IP WLS BF H R ER SO BB IBB HBP BLK WP HR S P ERA WHIP	IP WLS BF H R ER SO BB IBB HBP BLK WP HR S P ERA WHIP	IP WLS BF H R ER SO BB IBB HBP BLK WP HR S P ERA WHIP	IP WLS BF H R ER SO BB IBB HBP BLK WP HR S P ERA WHIP	IP WLS BF H R ER SO BB IBB HBP BLK WP HR S P ERA WHIP	IP WLS BF H R ER SO BB IBB HBP BLK WP HR S P ERA WHIP	IP WLS BF H R ER SO BB IBB HBP BLK WP HR S P ERA WHIP	IP WLS BF H R ER SO BB IBB HBP BLK WP HR S P ERA WHIP	IP WLS BF H R ER SO BB IBB HBP BLK WP HR S P ERA WHIP	IP WLS BF H R ER SO BB IBB HBP BLK WP HR S P ERA WHIP	IP WLS BF H R ER SO BB IBB HBP BLK WP HR S P ERA WHIP	IP WLS BF H R ER SO BB IBB HBP BLK WP HR S P ERA WHIP	IP WLS BF H R ER SO BB IBB HBP BLK WP HR S P ERA WHIP	IP WLS BF H R ER SO BB IBB HBP BLK WP HR S P ERA WHIP

Washington Nationals @ Colorado Rockies  
Coors Field, Denver, CO  
Sun Aug 07 2011, 1:10 PM - 4:07 PM MDT  
Att: 34,555 - Sunny - 89 F

AB	35
R	2
H	9
RBI	2
BB	4
SO	5
LOB	24









Batter	1	2	3	4	5	6	7	8	9	AB	R	H	RBI	BB	SO	LOB	TOP	
24 Rick Ankiel, L (1,8) OBP: 0.311, SLG: 0.390	F7		K				K			4	0	1	0	0	2	1	<b>Washington Nationals @ Chicago Cubs</b> Wrigley Field, Chicago, IL Wed Aug 10 2011, 7:07 PM - 9:52 PM CDT Att: 38,010 - Partly Cloudy - 70 F	
8 Danny Espinosa, S (1,4) OBP: 0.311, SLG: 0.416	G3		F9				G4-3			4	0	1	0	0	0	2		
11 Ryan Zimmerman, R (1,5) OBP: 0.367, SLG: 0.437										4	1	1	0	0	0	1		
38 Michael Morse, R (1,3) OBP: 0.367, SLG: 0.556	FC6									4	0	0	0	0	1	0		
28 Javson Werth, R (1,9)	K									4	1	2	1	0	2	1		
30 Jonny Gomes, R (1,7) OBP: 0.339, SLG: 0.421										4	0	0	0	0	3	1		
20 Ian Desmond, R (1,6) OBP: 0.273, SLG: 0.316										4	0	0	0	0	2	0		
26 Jesus Flores, R (1,2) OBP: 0.282, SLG: 0.324										3	0	2	0	0	0	0		
48 Ross Detwiler, R (1,1) OBP: 0.167, SLG: 0.167										2	0	0	0	0	0	1		
23 Collin Balester, R (6,1)										0	0	0	0	0	0	0		
19 Laynce Nix, L (7,PH) OBP: 0.299, SLG: 0.470										1	0	0	0	0	0	1		
63 Henry Alberto Rodriguez, R (9,1)										0	0	0	0	0	0	0		
<b>Inning Stats</b>	R: 1 H: 1 E: 0 K: 1 S: 12	H: 1 LOB: 1 BB: 0 P: 20	R: 0 H: 0 E: 0 K: 1 S: 8	H: 0 LOB: 0 BB: 0 P: 12	R: 0 H: 0 E: 0 K: 1 S: 12	H: 0 LOB: 0 BB: 0 P: 17	R: 0 H: 1 E: 0 K: 1 S: 12	H: 2 LOB: 1 BB: 0 P: 18	R: 0 H: 1 E: 0 K: 1 S: 9	H: 1 LOB: 0 BB: 0 P: 9	R: 0 H: 1 E: 0 K: 0 S: 10	H: 1 LOB: 0 BB: 0 P: 15	R: 0 H: 0 E: 0 K: 3 S: 15	H: 0 LOB: 0 BB: 0 P: 22	1B: 4 2B: 2 3B: 0 HR: 1	SF: 0 SAC: 0 DP: 1 HBP: 0	WP: 0 PA: 34 PB: 0 SB: 0 CS: 0	
<b>PITCHER</b>	IP WLS BF H R ER SO BB IBB HBP BLK WP HR S P ERA WHIP	5.2 W 23 5 2 1 4 0 0 0 0 0 1 59 89 1.59 0.882	0.2 H 3 1 0 0 2 0 0 0 0 0 0 9 11 0.00 1.500	1.2 H 5 1 0 0 1 0 0 0 0 0 0 13 19 0.00 0.600	1.0 S 3 0 0 0 3 0 0 0 0 0 0 15 22 0.00 0.000													

Batter	1	2	3	4	5	6	7	8	9	AB	R	H	RBI	BB	SO	LOB	BOTTOM		
13 Starlin Castro, R (1,6) OBP: 0.341, SLG: 0.440			K				K			4	0	1	0	0	3	4	<b>Washington Nationals @ Chicago Cubs</b> Wrigley Field, Chicago, IL Wed Aug 10 2011, 7:07 PM - 9:52 PM CDT Att: 38,010 - Partly Cloudy - 70 F		
5 Reed Johnson, R (1,9) OBP: 0.381, SLG: 0.562										4	1	4	1	0	0	0			
16 Aramis Ramirez, R (1,5) OBP: 0.328, SLG: 0.490										4	0	0	0	0	0	3			
3 Jeff Baker, R (1,3) OBP: 0.301, SLG: 0.381										3	0	0	0	0	1	1			
22 Carlos Pena, L (7,PH) OBP: 0.346, SLG: 0.443										1	0	0	0	0	0	1			
18 Geovany Soto, R (1,2) OBP: 0.327, SLG: 0.421										3	2	1	1	1	0	1			
24 Marlon Byrd, R (1,8) OBP: 0.346, SLG: 0.439										4	0	0	0	0	1	1			
12 Alfonso Soriano, R (1,7) OBP: 0.286, SLG: 0.474										3	1	2	2	1	0	0			
1 Tony Campana, L (6,PR) OBP: 0.314, SLG: 0.340										0	0	0	0	0	0	0			
15 Darwin Barney, R (1,4) OBP: 0.319, SLG: 0.360										3	0	1	0	1	1	1			
50 Rodrigo Lopez, R (1,1) OBP: 0.143, SLG: 0.143										2	0	1	0	0	1	0			
29 Jeff Samardzija, R (6,1)										1	0	0	0	0	1	1			
45 Sean Marshall, L (7,1)										0	0	0	0	0	0	0			
9 Blake DeWitt, L (8,PH) OBP: 0.288, SLG: 0.400										1	0	0	0	0	0	2			
49 Carlos Marmol, R (9,1)										0	0	0	0	0	0	0			
<b>Inning Stats</b>	R: 0 H: 2 E: 0 K: 0 S: 7	H: 1 LOB: 1 BB: 0 P: 12	R: 1 H: 1 E: 0 K: 1 S: 11	H: 1 LOB: 0 BB: 0 P: 14	R: 0 H: 1 E: 0 K: 2 S: 12	H: 1 LOB: 1 BB: 0 P: 15	R: 1 H: 2 E: 0 K: 2 S: 13	H: 2 LOB: 3 BB: 2 P: 26	R: 1 H: 1 E: 0 K: 0 S: 11	H: 1 LOB: 0 BB: 0 P: 17	R: 1 H: 2 E: 0 K: 3 S: 12	H: 2 LOB: 1 BB: 0 P: 16	R: 0 H: 1 E: 0 K: 0 S: 8	H: 0 LOB: 2 BB: 1 P: 11	R: 0 H: 0 E: 0 K: 0 S: 13	H: 0 LOB: 2 BB: 1 P: 24	1B: 5 2B: 2 3B: 0 HR: 3	SF: 0 SAC: 0 DP: 0 HBP: 0	WP: 0 PA: 36 PB: 0 SB: 1 CS: 0
<b>PITCHER</b>	IP WLS BF H R ER SO BB IBB HBP BLK WP HR S P ERA WHIP	5.0 L 23 7 3 3 3 1 1 0 0 0 0 2 54 84 5.40 1.600	1.0 5 2 1 1 3 0 0 0 0 0 1 12 16 9.00 2.000	2.0 8 1 0 0 0 1 0 0 0 0 0 21 35 0.00 1.000															

AB	34
R	2
H	7
RBI	1
BB	0
SO	10
LOB	8



AB	33
R	4
H	10
RBI	4
BB	3
SO	8
LOB	15





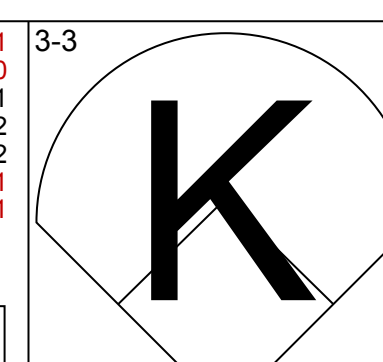
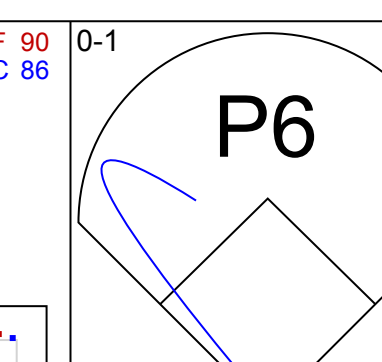
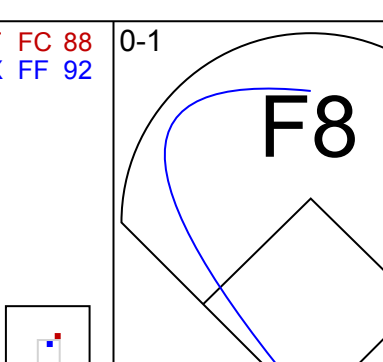
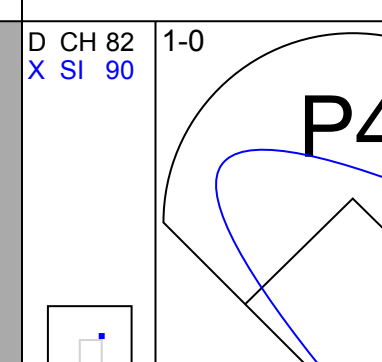
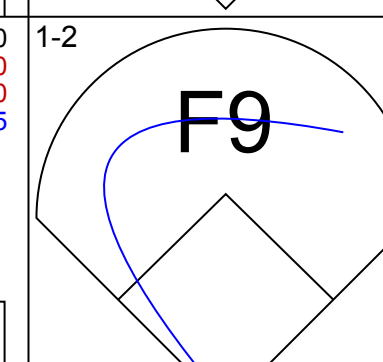
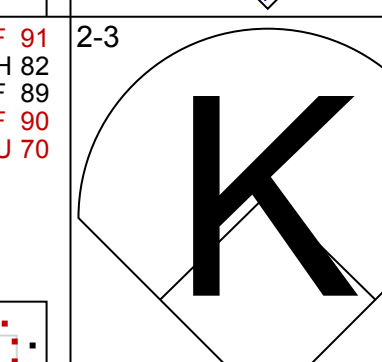
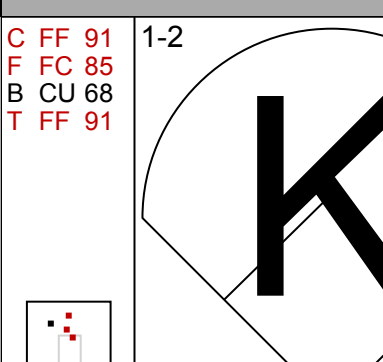
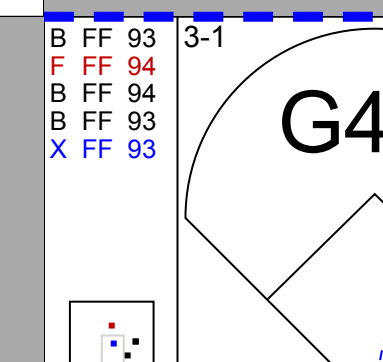
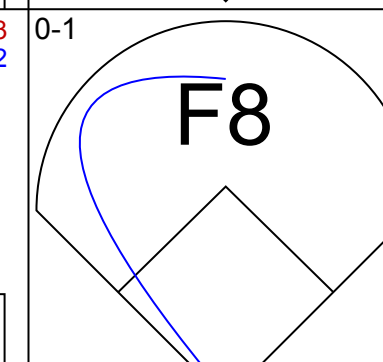
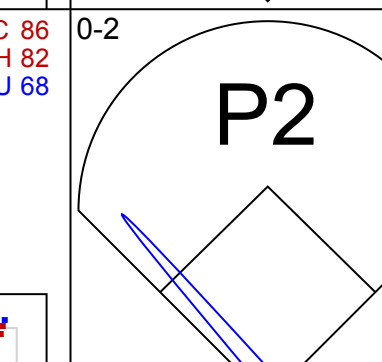
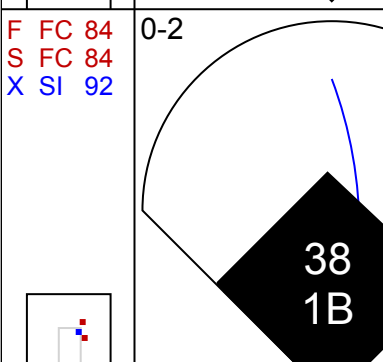
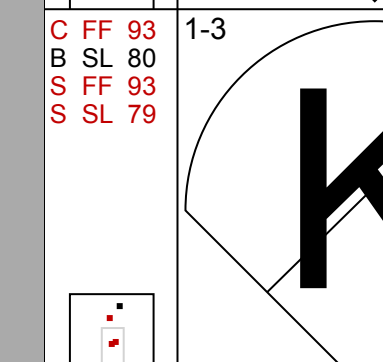
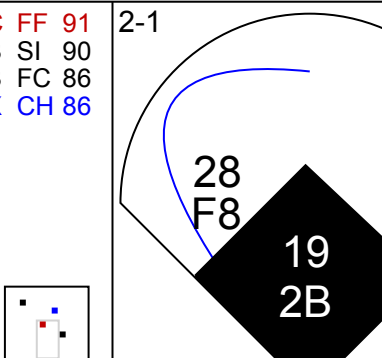
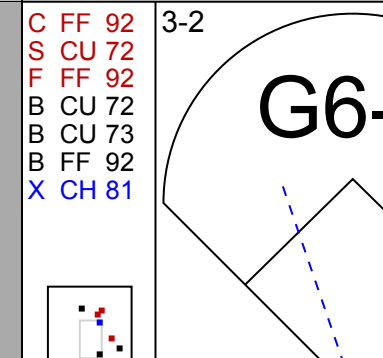
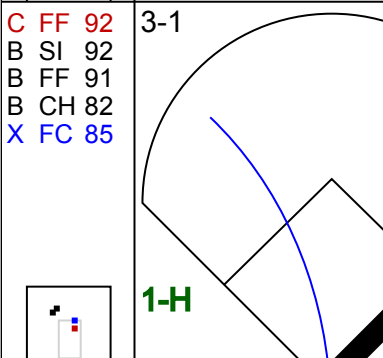
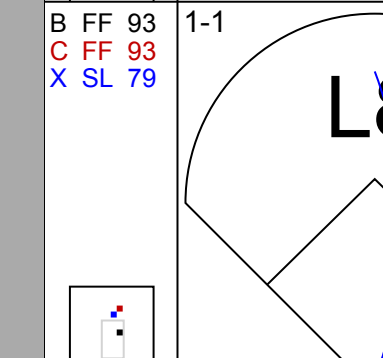

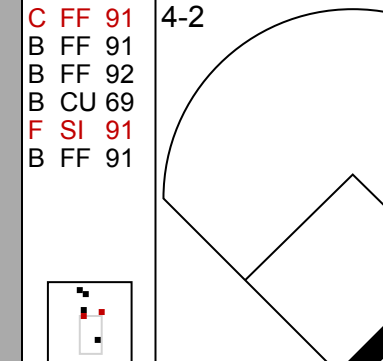
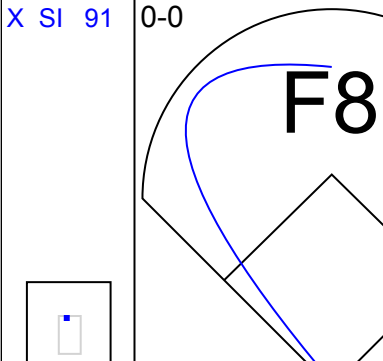
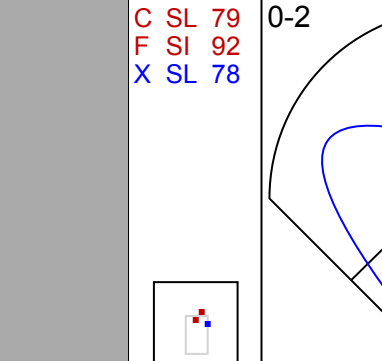
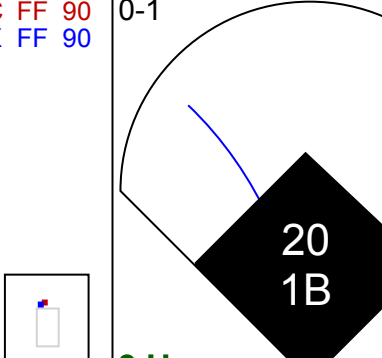
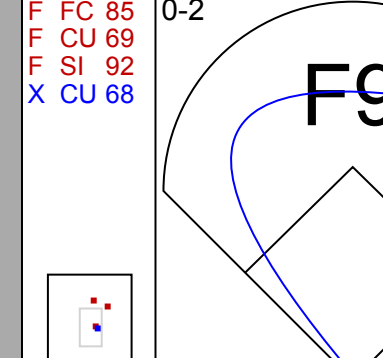
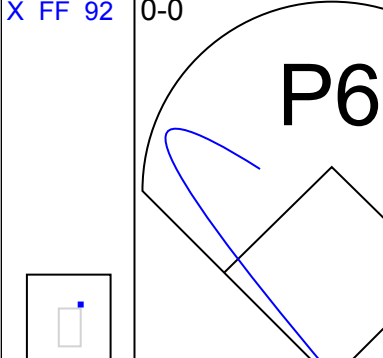
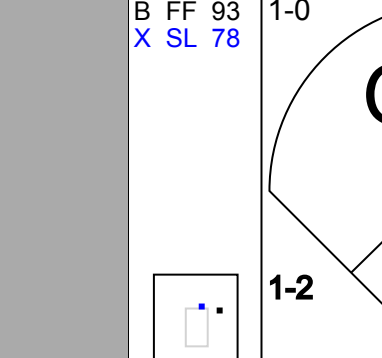
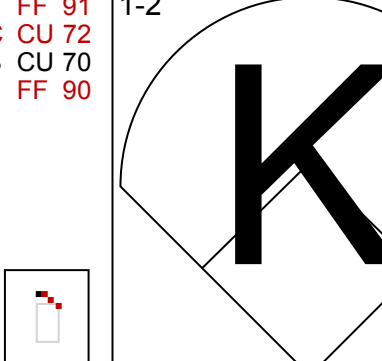
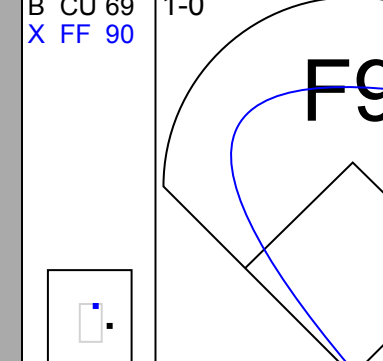
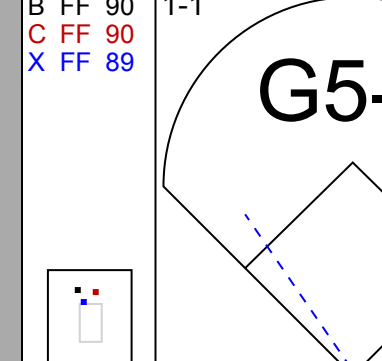
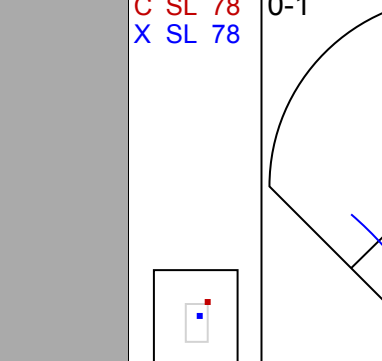
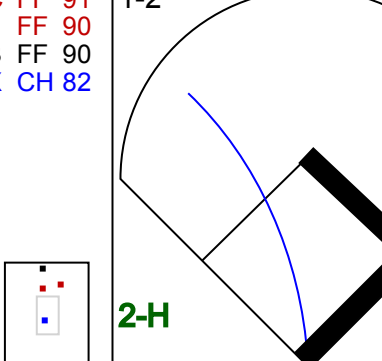

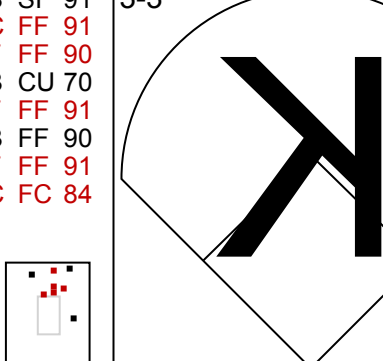
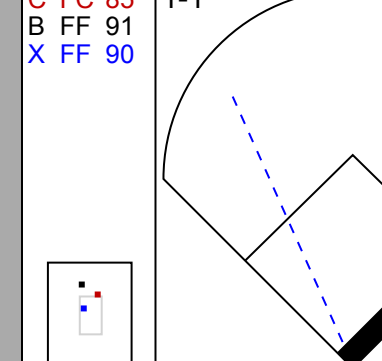
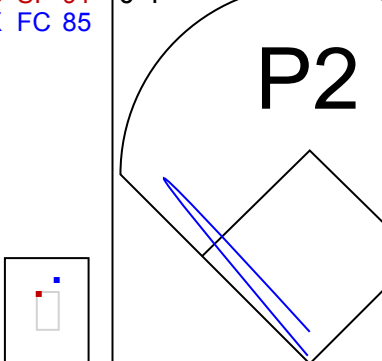
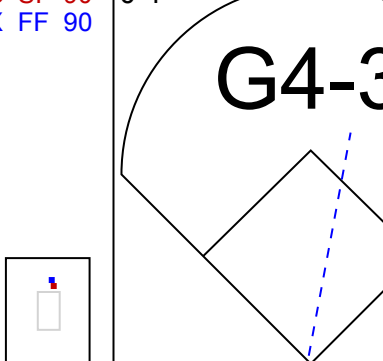
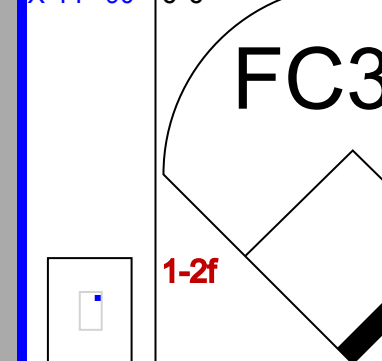
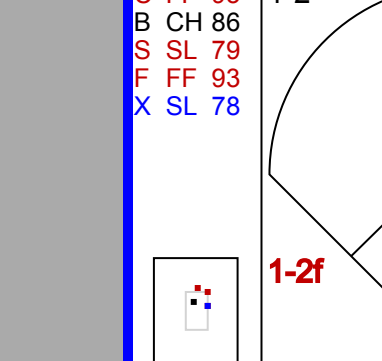




Batter	1	2	3	4	5	6	7	8	9	AB	R	H	RBI	BB	SO	LOB	TOP				
24 Rick Ankiel, L (1, 8) OBP: 0.314, SLG: 0.388										4	1	2	1	1	0	1	<p>Washington Nationals @ Philadelphia Phillies Citizens Bank Park, Philadelphia, PA Fri Aug 12 2011, 7:35 PM - 10:16 PM EDT Att: 45,762 - Clear - 82 F</p> <p>livebaseballscores.com</p> <p>AB 32 R 4 H 9 RBI 4 BB 5 SO 7 LOB 22</p>				
8 Danny Espinosa, S (1, 4) OBP: 0.314, SLG: 0.415										3	0	1	0	1	2	3					
11 Ryan Zimmerman, R (1, 5) OBP: 0.367, SLG: 0.443										2	0	0	0	2	0	3					
30 Jonny Gomes, R (1, 7) OBP: 0.337, SLG: 0.414										4	0	0	0	0	0	5					
13 Alex Cora, L (8, 3) OBP: 0.292, SLG: 0.267										0	0	0	0	0	0	0					
28 Jayson Werth, R (1, 9) OBP: 0.329, SLG: 0.382										4	0	0	1	0	1	4					
3 Wilson Ramos, R (1, 2) OBP: 0.292, SLG: 0.399										4	1	1	0	0	1	2					
19 Laynce Nix, L (1, 3) OBP: 0.301, SLG: 0.463										3	1	1	0	1	1	0					
43 Brian Bixler, R (8, 7) OBP: 0.258, SLG: 0.246										0	0	0	0	0	0	0					
20 Ian Desmond, R (1, 6) OBP: 0.275, SLG: 0.323										4	1	2	0	0	1	3					
61 Livan Hernandez, R (1, 1) OBP: 0.231, SLG: 0.231										3	0	2	2	0	0	0					
36 Tyler Clippard, R (7, 1) OBP: 0.231, SLG: 0.216										0	0	0	0	0	0	0					
27 Jordan Zimmermann, R (9, 1) OBP: 0.231, SLG: 0.216										1	0	0	0	0	1	1					
22 Drew Storen, S (9, 1) OBP: 0.275, SLG: 0.323										0	0	0	0	0	0	0					
<b>Inning Stats</b>	R: 0 H: 0 E: 0 K: 2 S: 11	H: 0 BB: 2 P: 24	R: 2 H: 3 E: 0 K: 2 S: 15	H: 3 BB: 1 P: 22	R: 0 H: 0 E: 0 K: 0 S: 6	H: 0 BB: 0 P: 9	R: 0 H: 1 E: 0 K: 0 S: 4	H: 1 LOB: 0 P: 6	R: 1 H: 2 E: 0 K: 1 S: 16	H: 2 LOB: 2 BB: 1 P: 27	R: 0 H: 0 E: 0 K: 0 S: 8	H: 0 LOB: 0 BB: 1 P: 14	R: 0 H: 0 E: 0 K: 1 S: 6	H: 0 LOB: 0 BB: 0 P: 7	R: 0 H: 1 E: 0 K: 1 S: 8	H: 1 LOB: 0 BB: 0 P: 10	1B: 8 2B: 1 3B: 0 HR: 0	SF: 0 SAC: 0 DP: 3 HBP: 0	WP: 0 PB: 0 SB: 2 CS: 1	PA: 37	
<b>PITCHER</b>	IP WLS BF H R ER SO BB IBB HBP BLK WP HR S P ERA WHIP	IP WLS BF H R ER SO BB IBB HBP BLK WP HR S P ERA WHIP	IP WLS BF H R ER SO BB IBB HBP BLK WP HR S P ERA WHIP	IP WLS BF H R ER SO BB IBB HBP BLK WP HR S P ERA WHIP	IP WLS BF H R ER SO BB IBB HBP BLK WP HR S P ERA WHIP	IP WLS BF H R ER SO BB IBB HBP BLK WP HR S P ERA WHIP	IP WLS BF H R ER SO BB IBB HBP BLK WP HR S P ERA WHIP	IP WLS BF H R ER SO BB IBB HBP BLK WP HR S P ERA WHIP	IP WLS BF H R ER SO BB IBB HBP BLK WP HR S P ERA WHIP	IP WLS BF H R ER SO BB IBB HBP BLK WP HR S P ERA WHIP	IP WLS BF H R ER SO BB IBB HBP BLK WP HR S P ERA WHIP	IP WLS BF H R ER SO BB IBB HBP BLK WP HR S P ERA WHIP	IP WLS BF H R ER SO BB IBB HBP BLK WP HR S P ERA WHIP	IP WLS BF H R ER SO BB IBB HBP BLK WP HR S P ERA WHIP	IP WLS BF H R ER SO BB IBB HBP BLK WP HR S P ERA WHIP	IP WLS BF H R ER SO BB IBB HBP BLK WP HR S P ERA WHIP	IP WLS BF H R ER SO BB IBB HBP BLK WP HR S P ERA WHIP	IP WLS BF H R ER SO BB IBB HBP BLK WP HR S P ERA WHIP	IP WLS BF H R ER SO BB IBB HBP BLK WP HR S P ERA WHIP	IP WLS BF H R ER SO BB IBB HBP BLK WP HR S P ERA WHIP	IP WLS BF H R ER SO BB IBB HBP BLK WP HR S P ERA WHIP
35 Cole Hamels, L (1, 1) ERA: 2.62	5.0 L	24 6 3 3 5	6 3 3 5	4 0 0 0	0 0 0 0	0 0 22 33	0 0 8 10	0 0 0 0	0 0 0 0	5.40 2.000											
38 Kyle Kendrick, R (6, 1) ERA: 3.25	3.0 10	2 1 1 1	1 0 0 0	0 0 0 0	0 0 22 33	0 0 8 10	0 0 0 0	0 0 0 0	0 0 0 0	3.00 1.000											
54 Brad Lidge, R (9, 1) ERA: 1.35	1.0 3	1 0 0 1	0 0 0 0	0 0 0 0	0 0 8 10	0 0 0 0	0 0 0 0	0 0 0 0	0 0 0 0	0.00 1.000											

Batter	1	2	3	4	5	6	7	8	9	AB	R	H	RBI	BB	SO	LOB	BOTTOM				
11 Jimmy Rollins, S (1, 6) OBP: 0.338, SLG: 0.397										4	0	0	0	0	0	0	<p>Washington Nationals @ Philadelphia Phillies Citizens Bank Park, Philadelphia, PA Fri Aug 12 2011, 7:35 PM - 10:16 PM EDT Att: 45,762 - Clear - 82 F</p> <p>livebaseballscores.com</p> <p>AB 31 R 2 H 6 RBI 2 BB 1 SO 5 LOB 12</p>				
8 Shane Victorino, S (1, 8) OBP: 0.389, SLG: 0.538										4	1	1	0	0	0	0					
26 Chase Utley, L (1, 4) OBP: 0.366, SLG: 0.457										4	0	1	0	0	0	0					
6 Ryan Howard, L (1, 3) OBP: 0.342, SLG: 0.489										4	1	2	0	0	1	2					
3 Hunter Pence, R (1, 9) OBP: 0.357, SLG: 0.481										3	0	0	1	0	2	3					
29 Raul Ibanez, L (1, 7) OBP: 0.288, SLG: 0.416										3	0	1	0	1	0	2					
51 Carlos Ruiz, R (1, 2) OBP: 0.356, SLG: 0.364										3	0	0	0	0	0	3					
21 Wilson Valdez, R (1, 5) OBP: 0.284, SLG: 0.299										3	0	1	1	0	1	0					
35 Cole Hamels, L (1, 1) OBP: 0.175, SLG: 0.182										1	0	0	0	0	0	2					
10 Ben Francisco, R (5, PH) OBP: 0.329, SLG: 0.358										1	0	0	0	0	0	0					
38 Kyle Kendrick, R (6, 1) OBP: 0.300, SLG: 0.263										0	0	0	0	0	0	0					
7 Ross Gload, L (8, PH) OBP: 0.273, SLG: 0.307										1	0	0	0	0	1	0					
54 Brad Lidge, R (9, 1) ERA: 2.81										0	0	0	0	0	0	0					
<b>Inning Stats</b>	R: 0 H: 0 E: 0 K: 4 S: 11	H: 0 LOB: 0 BB: 0 P: 8	R: 1 H: 2 E: 1 K: 1 S: 14	H: 2 LOB: 2 BB: 0 P: 24	R: 0 H: 0 E: 0 K: 0 S: 8	H: 0 LOB: 0 BB: 0 P: 12	R: 0 H: 1 E: 0 K: 1 S: 7	H: 1 LOB: 1 BB: 1 P: 15	R: 0 H: 0 E: 0 K: 1 S: 12	H: 0 LOB: 0 BB: 0 P: 15	R: 1 H: 2 E: 0 K: 1 S: 12	H: 2 LOB: 1 BB: 0 P: 18	1B: 6 2B: 0 3B: 0 HR: 0	SF: 1 SAC: 0 DP: 2 HBP: 0	WP: 0 PB: 0 SB: 0 CS: 0	PA: 33					
<b>PITCHER</b>	IP WLS BF H R ER SO BB IBB HBP BLK WP HR S P ERA WHIP	IP WLS BF H R ER SO BB IBB HBP BLK WP HR S P ERA WHIP	IP WLS BF H R ER SO BB IBB HBP BLK WP HR S P ERA WHIP	IP WLS BF H R ER SO BB IBB HBP BLK WP HR S P ERA WHIP	IP WLS BF H R ER SO BB IBB HBP BLK WP HR S P ERA WHIP	IP WLS BF H R ER SO BB IBB HBP BLK WP HR S P ERA WHIP	IP WLS BF H R ER SO BB IBB HBP BLK WP HR S P ERA WHIP	IP WLS BF H R ER SO BB IBB HBP BLK WP HR S P ERA WHIP	IP WLS BF H R ER SO BB IBB HBP BLK WP HR S P ERA WHIP	IP WLS BF H R ER SO BB IBB HBP BLK WP HR S P ERA WHIP	IP WLS BF H R ER SO BB IBB HBP BLK WP HR S P ERA WHIP	IP WLS BF H R ER SO BB IBB HBP BLK WP HR S P ERA WHIP	IP WLS BF H R ER SO BB IBB HBP BLK WP HR S P ERA WHIP	IP WLS BF H R ER SO BB IBB HBP BLK WP HR S P ERA WHIP	IP WLS BF H R ER SO BB IBB HBP BLK WP HR S P ERA WHIP	IP WLS BF H R ER SO BB IBB HBP BLK WP HR S P ERA WHIP	IP WLS BF H R ER SO BB IBB HBP BLK WP HR S P ERA WHIP	IP WLS BF H R ER SO BB IBB HBP BLK WP HR S P ERA WHIP	IP WLS BF H R ER SO BB IBB HBP BLK WP HR S P ERA WHIP	IP WLS BF H R ER SO BB IBB HBP BLK WP HR S P ERA WHIP	IP WLS BF H R ER SO BB IBB HBP BLK WP HR S P ERA WHIP
61 Livan Hernandez, R (1, 1) ERA: 4.21	6.2 W	24 4 0 0 1	1 0 0 0 1	0 0 0 0 0	0 0 15 20	0 0 12 18	0 0 0 0	0 0 0 0	0 0 0 0	0.00 0.750											
36 Tyler Clippard, R (7, 1) ERA: 1.94	1.1 H	4 0 0 0 1	0 0 0 0 0	0 0 0 0 0	0 0 15 20	0 0 12 18	0 0 0 0	0 0 0 0	0 0 0 0	0.00 0.000											
22 Drew Storen, R (9, 1) ERA: 2.81	1.0 S	5 2 1 1 1	0 0 0 0 0	0 0 0 0 0	0 0 12 18	0 0 0 0	0 0 0 0	0 0 0 0	0 0 0 0	9.00 2.000											

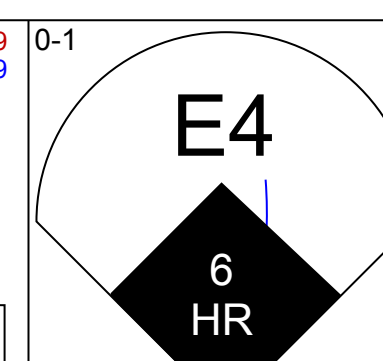
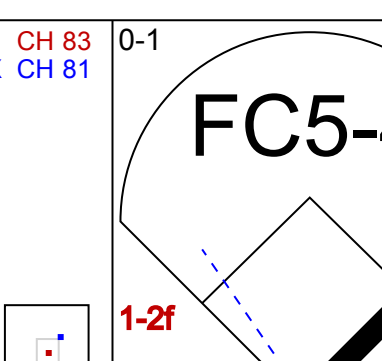
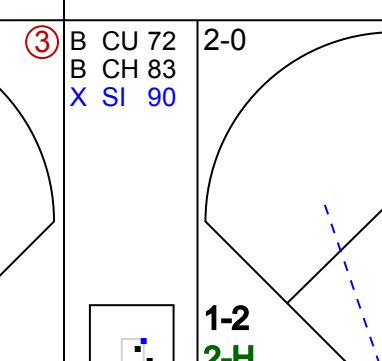
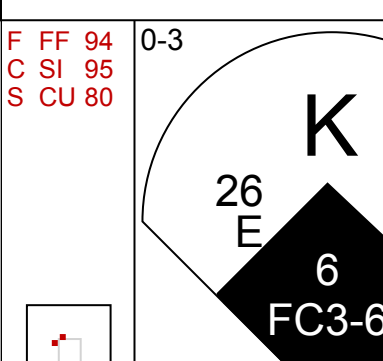
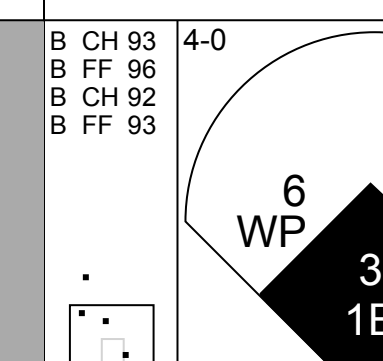
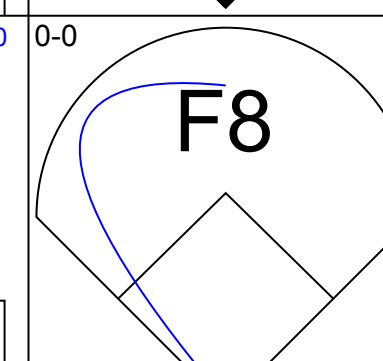
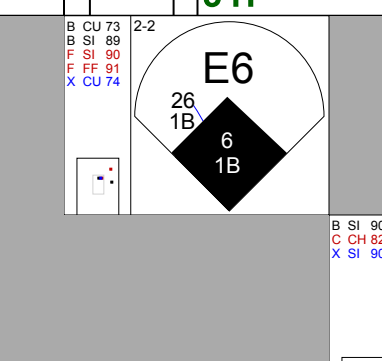
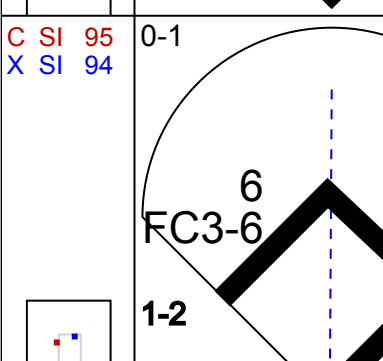
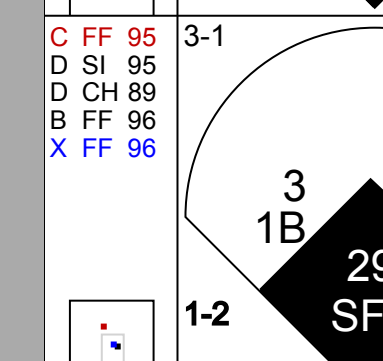
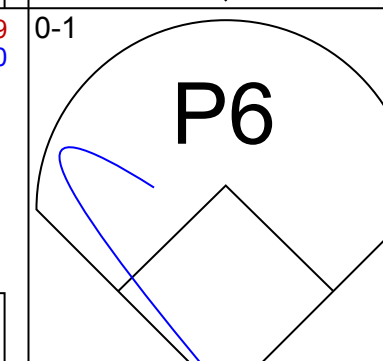
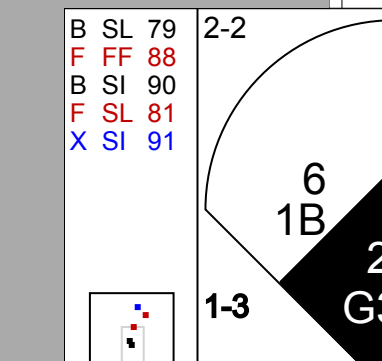
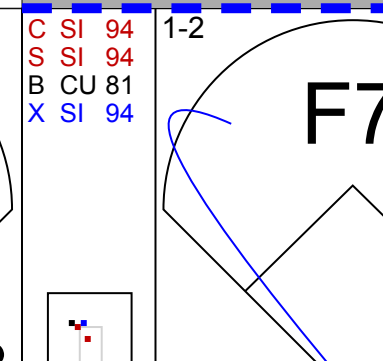
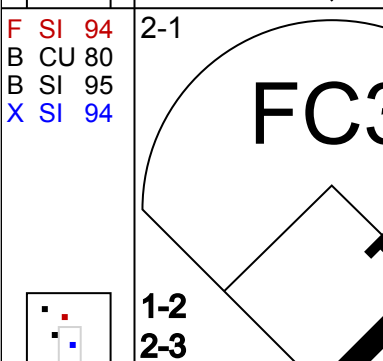
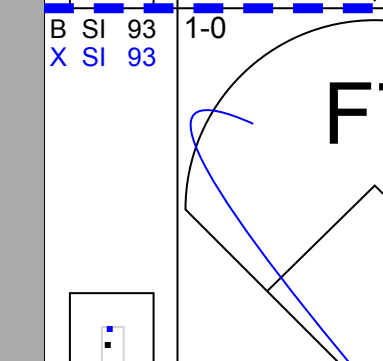
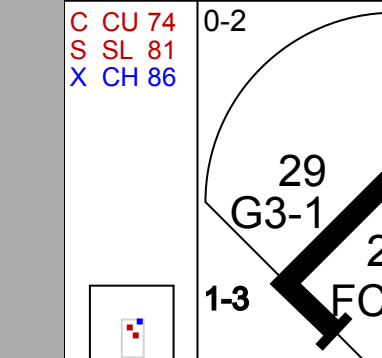
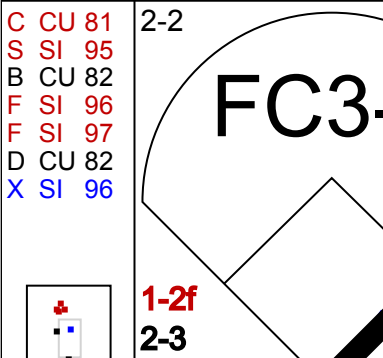
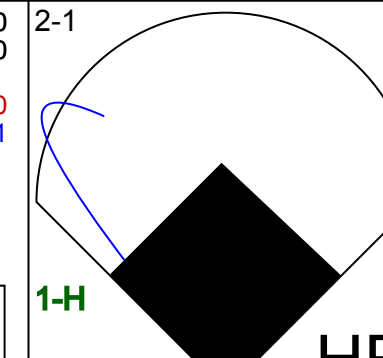
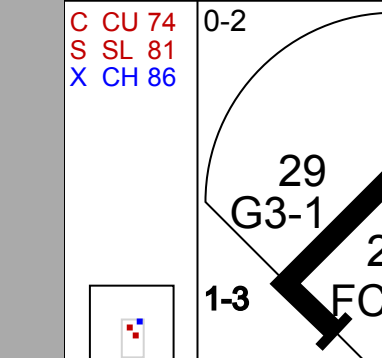
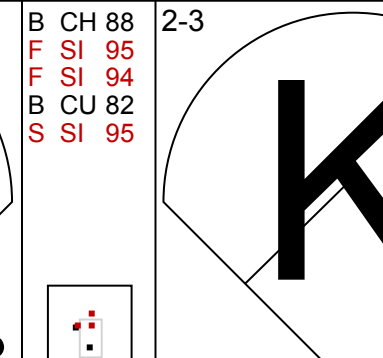
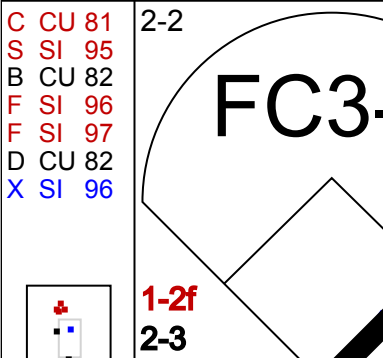
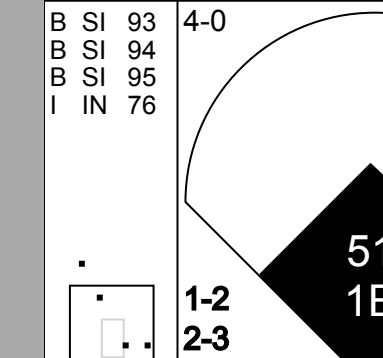

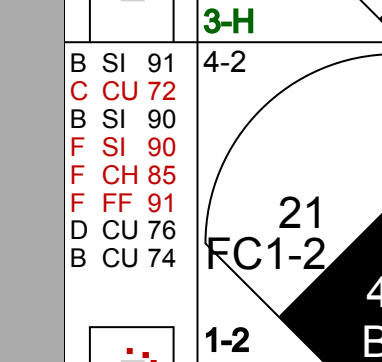
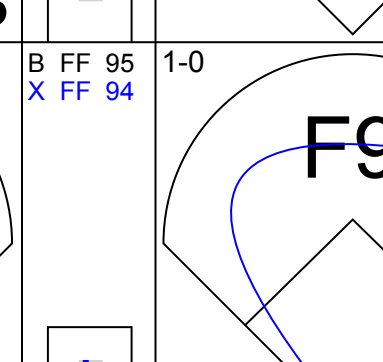
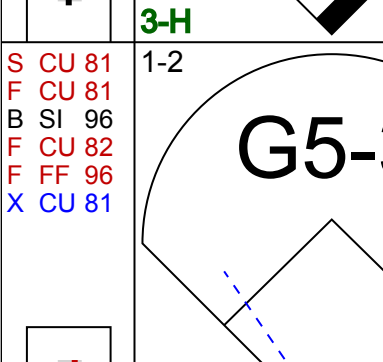
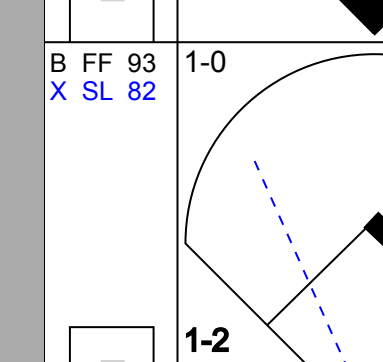
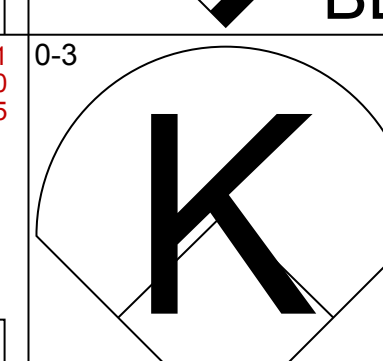
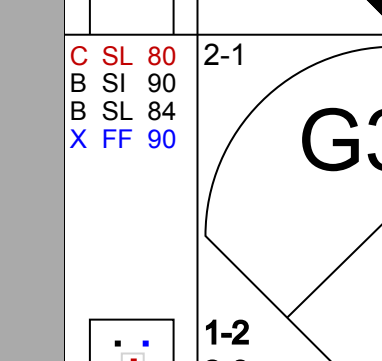
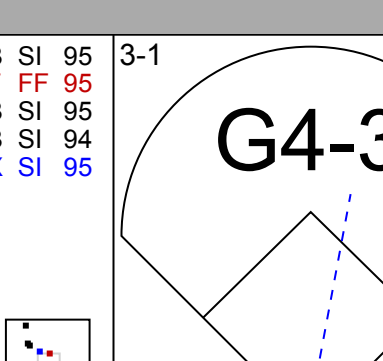
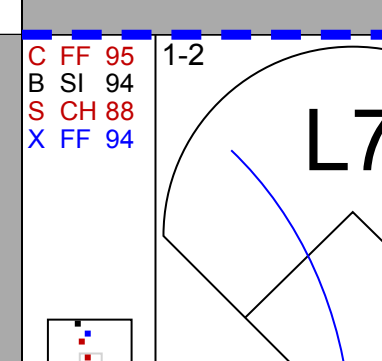
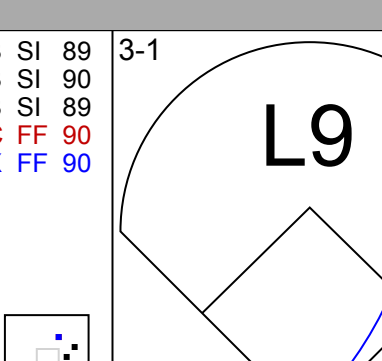
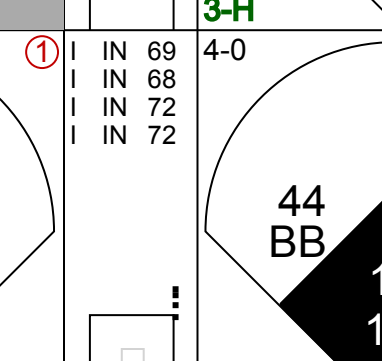
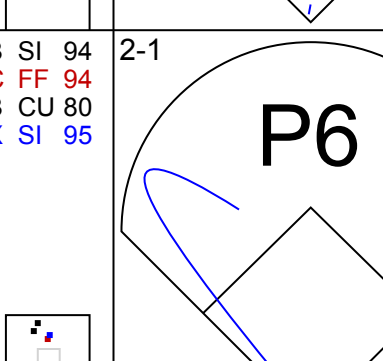
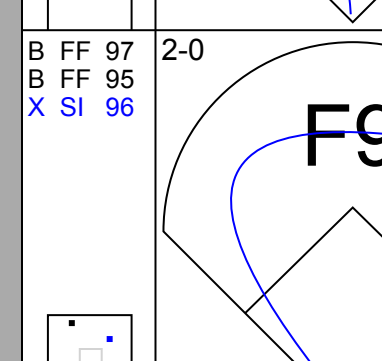
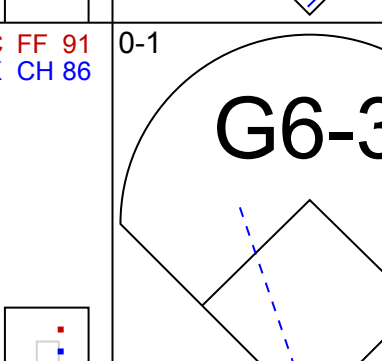
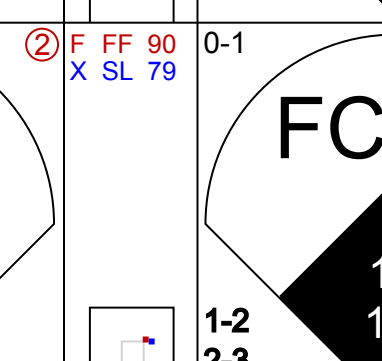
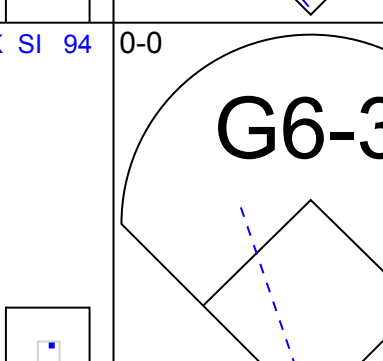
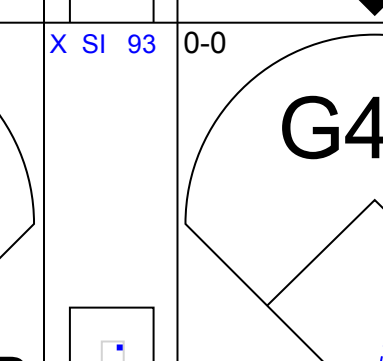
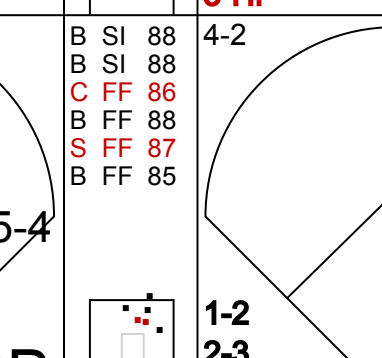
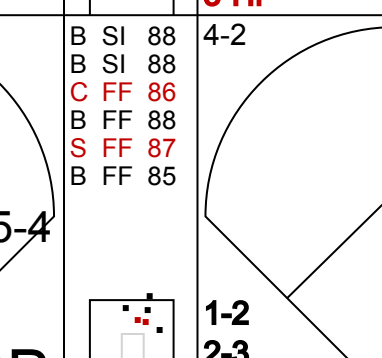


Batter	1	2	3	4	5	6	7	8	9	AB	R	H	RBI	BB	SO	LOB	TOP					
24 Rick Ankiel, L OBP: 0.310, SLG: 0.382										4	0	0	0	0	1	1						
8 Danny Espinosa, S OBP: 0.311, SLG: 0.411										4	0	0	0	0	2	0						
11 Ryan Zimmerman, R OBP: 0.366, SLG: 0.439										4	1	1	0	0	1	0						
38 Michael Morse, R OBP: 0.371, SLG: 0.556										4	1	2	1	0	0	0						
28 Jayson Werth, R OBP: 0.330, SLG: 0.382										3	0	1	0	1	0	2						
19 Laynce Nix, L OBP: 0.301, SLG: 0.464										4	1	1	1	0	0	3						
3 Wilson Ramos, R OBP: 0.316, SLG: 0.393										4	0	0	0	0	1	3						
20 Ian Desmond, R OBP: 0.280, SLG: 0.325										3	0	2	1	1	1	0						
31 John Lannan, L OBP: 0.445, SLG: 0.152										1	0	0	0	0	0	1						
23 Collin Balester, R ERA: 3.84										1	0	0	0	0	0	1						
13 Alex Cora, L OBP: 0.326, SLG: 0.466										1	0	0	0	0	0	1						
63 Henry Alberto Rodríguez, R OBP: 0.328, SLG: 0.356										0	0	0	0	0	0	0						
52 Ryan Mattheus, R OBP: 0.326, SLG: 0.413										1	0	0	0	0	0	2						
30 Jonny Gomes, R OBP: 0.326, SLG: 0.413										1	0	0	0	0	0	2						
<b>Inning Stats</b>	R: 0 E: 0 K: 1 S: 9	H: 0 LOB: 0 BB: 0 P: 13	R: 2 E: 0 K: 1 S: 14	H: 3 LOB: 1 BB: 0 P: 19	R: 0 E: 0 K: 1 S: 8	H: 0 LOB: 0 BB: 0 P: 10	R: 0 E: 0 K: 0 S: 11	H: 0 LOB: 1 BB: 0 P: 19	R: 0 E: 0 K: 1 S: 9	H: 0 LOB: 0 BB: 0 P: 12	R: 1 E: 0 K: 1 S: 10	H: 2 LOB: 1 BB: 0 P: 14	R: 0 E: 0 K: 0 S: 6	H: 1 LOB: 1 BB: 0 P: 9	R: 0 E: 0 K: 1 S: 7	H: 0 LOB: 0 BB: 0 P: 12	R: 0 E: 0 K: 0 S: 13	H: 1 LOB: 2 BB: 1 P: 19	1B: 5 2B: 2 3B: 0 HR: 0	SF: 0 SAC: 0 DP: 0 HBP: 0	WP: 1 PB: 0 SB: 0 CS: 0	PA: 36
<b>PITCHER</b>	IP	WLS	BF	H	R	ER	SO	BB	IBB	HBP	BLK	WP	HR	S	P	ERA	WHIP					
44 Roy Oswalt, R ERA: 3.84	7.0	W	28	6	3	3	5	1	0	0	0	1	0	67	96	3.86	1.000					
40 Michael Stutes, R ERA: 3.27	2.0		8	1	0	0	1	1	0	0	0	0	0	20	31	0.00	1.000					

Washington Nationals @ Philadelphia Phillies  
Citizens Bank Park, Philadelphia, PA  
Sat Aug 13 2011, 7:09 PM - 9:48 PM EDT  
Att: 45,570 - Cloudy - 73 F

AB	34
R	3
H	7
RBI	3
BB	2
SO	6
LOB	13



Batter	1	2	3	4	5	6	7	8	9	AB	R	H	RBI	BB	SO	LOB	BOTTOM				
11 Jimmy Rollins, S OBP: 0.339, SLG: 0.396										4	3	1	1	1	1	1					
8 Shane Victorino, S OBP: 0.390, SLG: 0.536										5	2	2	0	0	0	3					
26 Chase Utley, L OBP: 0.363, SLG: 0.452										5	1	1	0	0	0	5					
7 Michael Martinez, S OBP: 0.258, SLG: 0.304										0	0	0	0	0	0	0					
6 Ryan Howard, L OBP: 0.344, SLG: 0.495										4	2	2	4	1	1	2					
3 Hunter Pence, R OBP: 0.360, SLG: 0.480										3	1	1	1	2	0	2					
29 Raul Ibanez, L OBP: 0.285, SLG: 0.412										4	0	0	2	0	1	3					
51 Carlos Ruiz, R OBP: 0.357, SLG: 0.362										4	1	1	1	1	0	0					
21 Wilson Valdez, R OBP: 0.282, SLG: 0.296										5	1	1	0	0	0	5					
44 Roy Oswalt, R OBP: 0.250, SLG: 0.143										1	0	0	1	2	1	0					
10 Ben Francisco, R OBP: 0.328, SLG: 0.356										1	0	0	0	0	1	1					
40 Michael Stutes, R ERA: 3.27										0	0	0	0	0	0	0					
<b>Inning Stats</b>	R: 2 E: 1 K: 1 S: 13	H: 1 LOB: 1 BB: 1 P: 19	R: 0 E: 0 K: 0 S: 8	H: 0 LOB: 1 BB: 1 P: 15	R: 0 E: 0 K: 0 S: 7	H: 0 LOB: 0 BB: 0 P: 11	R: 0 E: 0 K: 0 S: 5	H: 0 LOB: 0 BB: 0 P: 10	R: 1 E: 1 K: 2 S: 20	H: 1 LOB: 2 BB: 0 P: 26	R: 0 E: 0 K: 1 S: 8	H: 1 LOB: 1 BB: 0 P: 13	R: 3 E: 0 K: 0 S: 10	H: 3 LOB: 2 BB: 2 P: 25	R: 0 E: 0 K: 0 S: 10	H: 0 LOB: 0 BB: 0 P: 19	1B: 8 2B: 0 3B: 0 HR: 1	SF: 1 SAC: 0 DP: 0 HBP: 0	WP: 2 PB: 0 SB: 0 CS: 0	PA: 44	
<b>PITCHER</b>	IP	WLS	BF	H	R	ER	SO	BB	IBB	HBP	BLK	WP	HR	S	P	ERA	WHIP				
31 John Lannan, L ERA: 3.35	3.0	L	20	4	7	1	0	4	1	0	0	1	0	43	77	3.00	2.667				
23 Collin Balester, R ERA: 4.12	3.0		12	1	1	0	3	0	0	0	0	1	0	32	47	0.00	0.333				
63 Henry Alberto Rodríguez, R ERA: 4.91	1.0		6	2	2	2	1	1	0	0	0	0	0	10	22	18.00	3.000				
52 Ryan Mattheus, R ERA: 2.77	1.0		6	2	1	1	0	0	1	0	0	1	0	8	16	9.00	2.000				

Washington Nationals @ Philadelphia Phillies  
Citizens Bank Park, Philadelphia, PA  
Sat Aug 13 2011, 7:09 PM - 9:48 PM EDT  
Att: 45,570 - Cloudy - 73 F

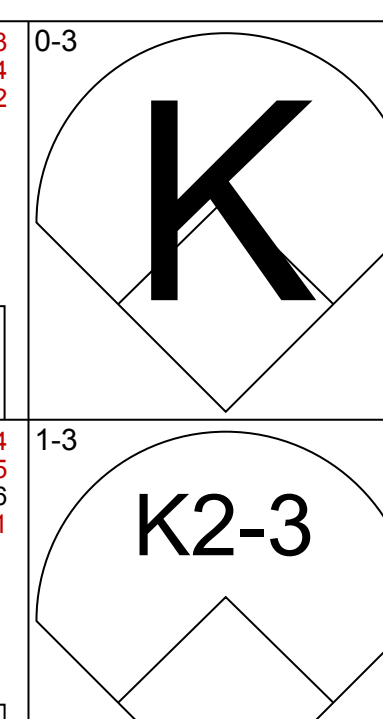
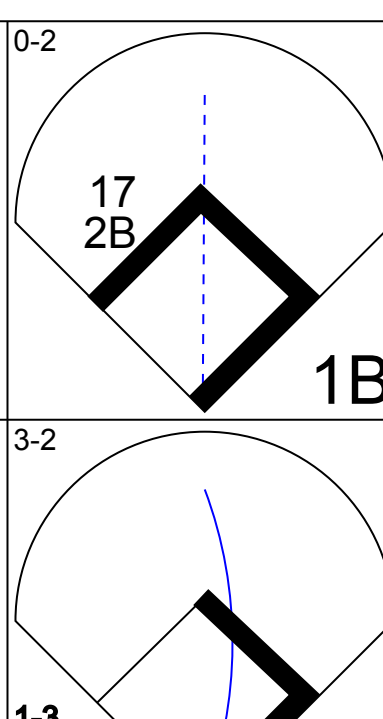
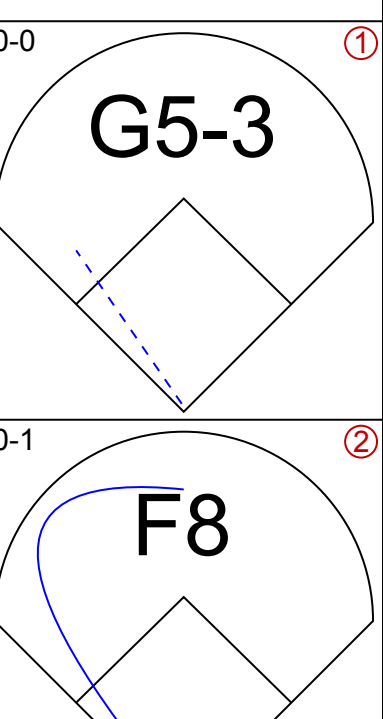
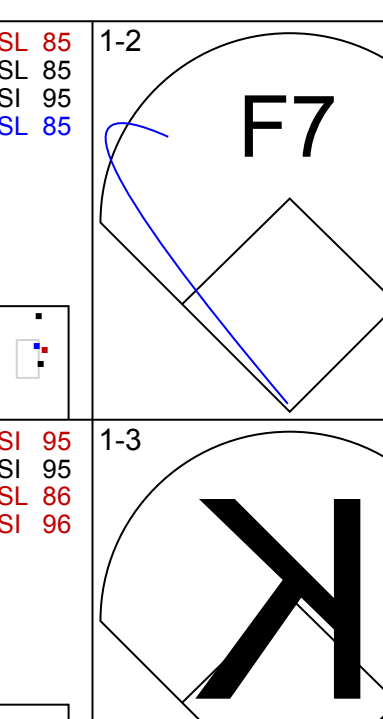
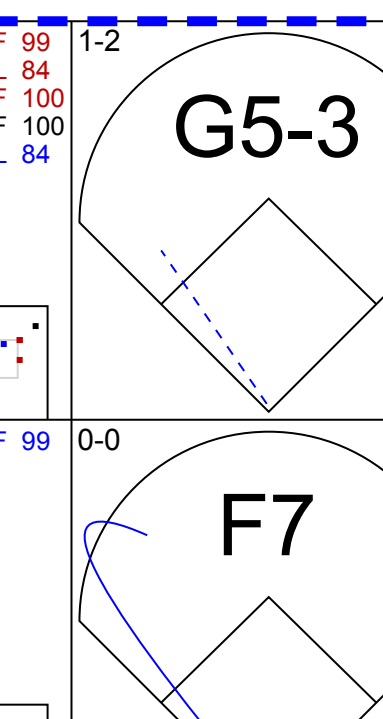
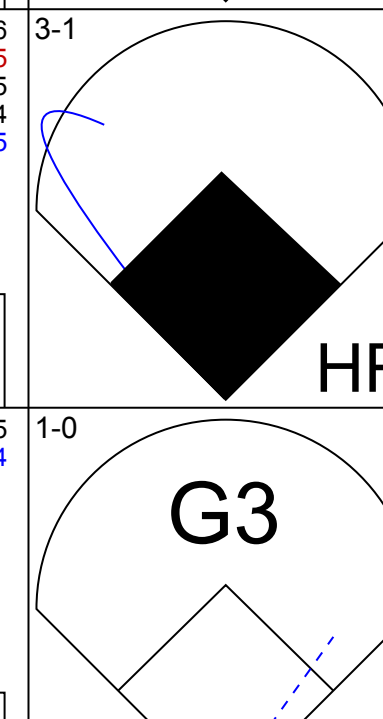
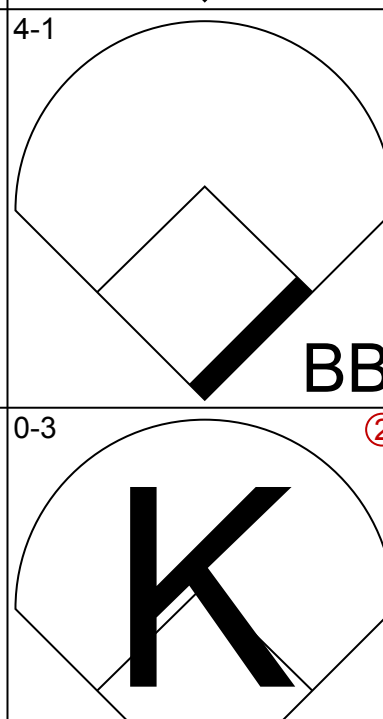
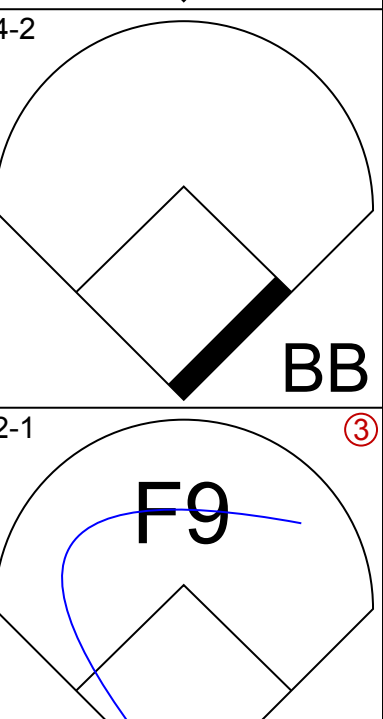

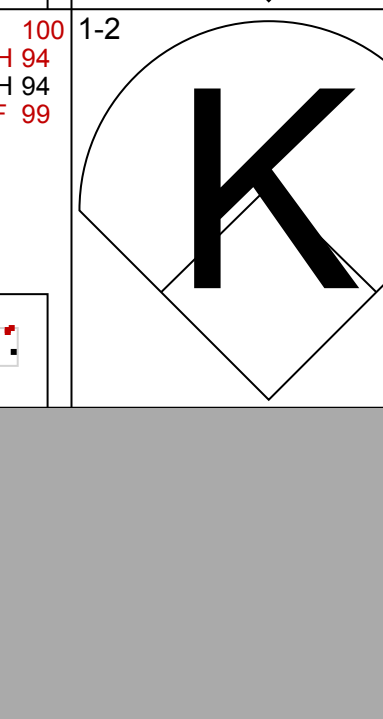

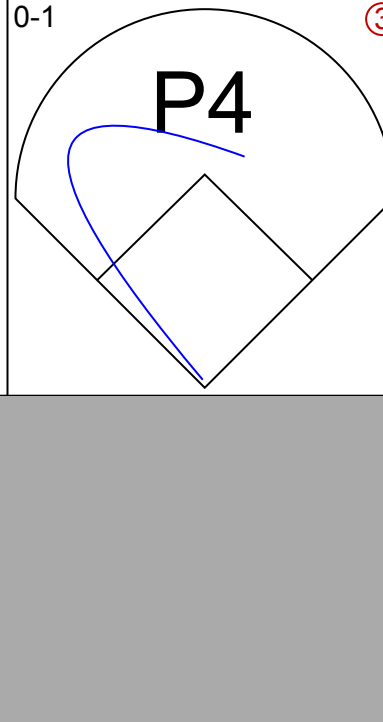

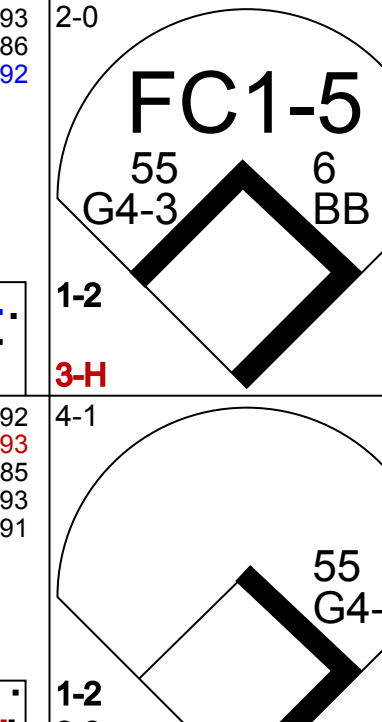




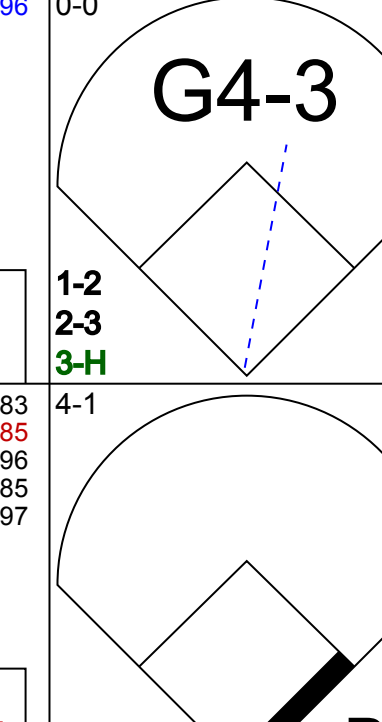

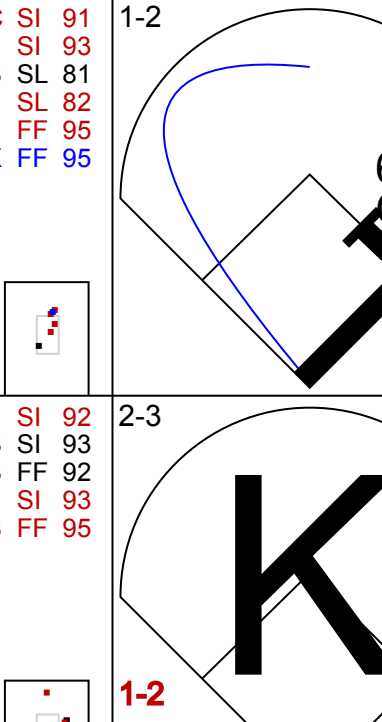
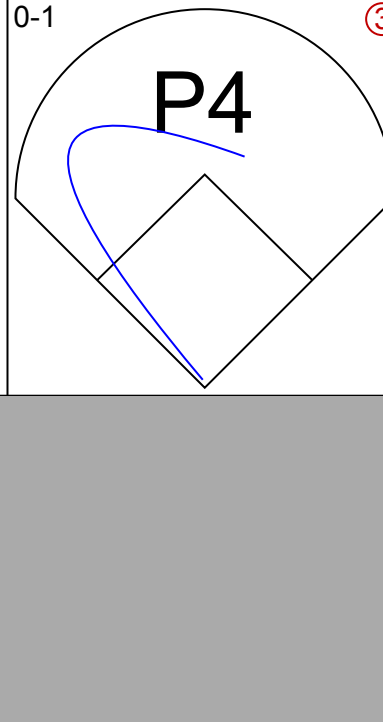
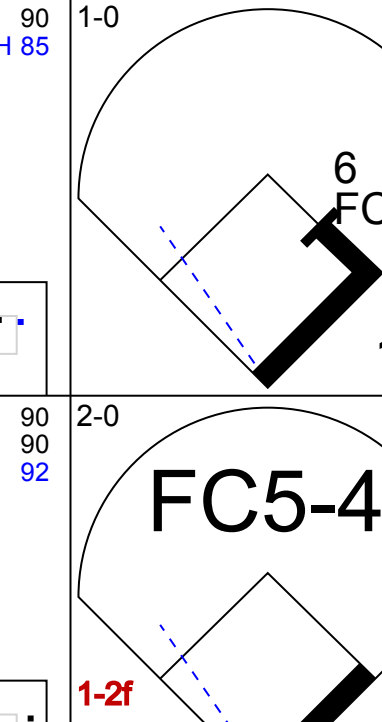
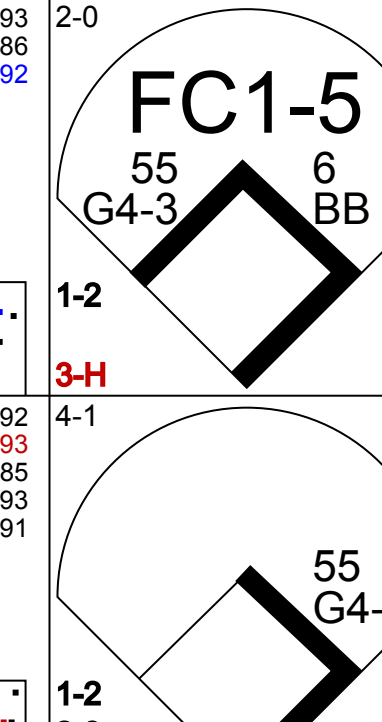

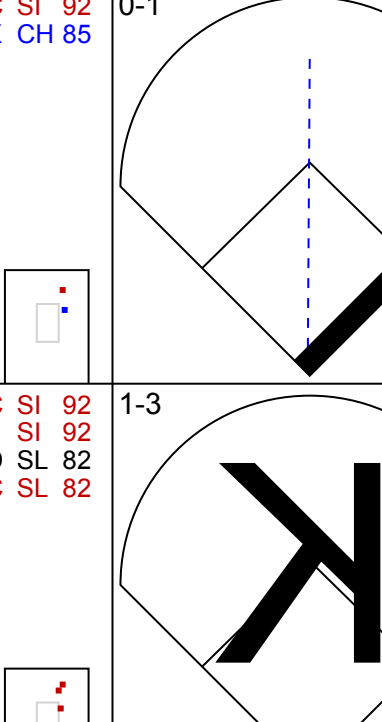
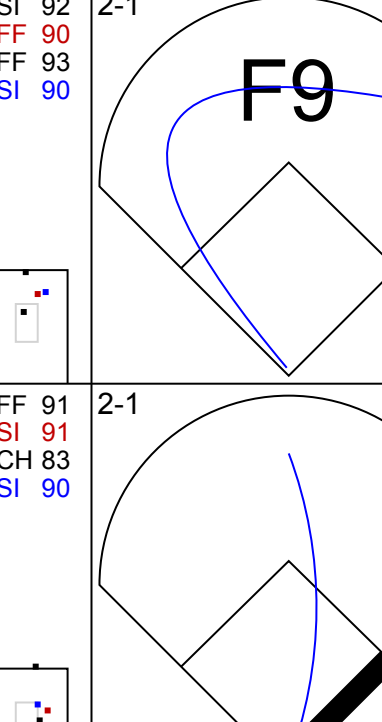
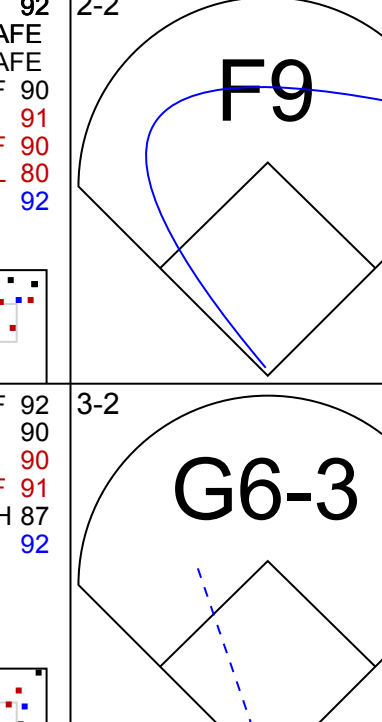
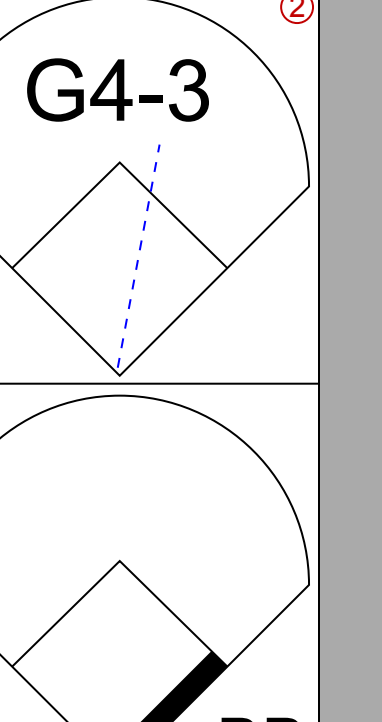

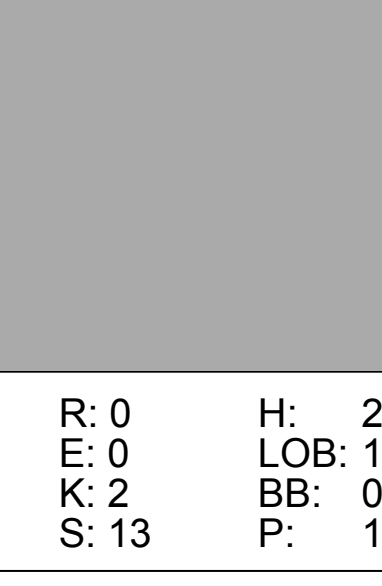
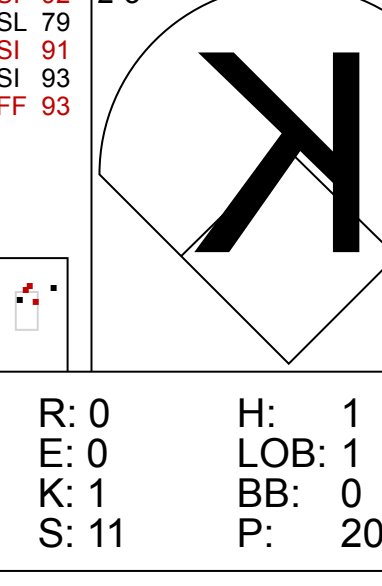
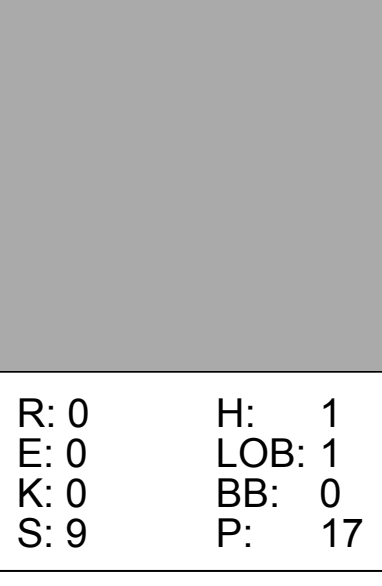
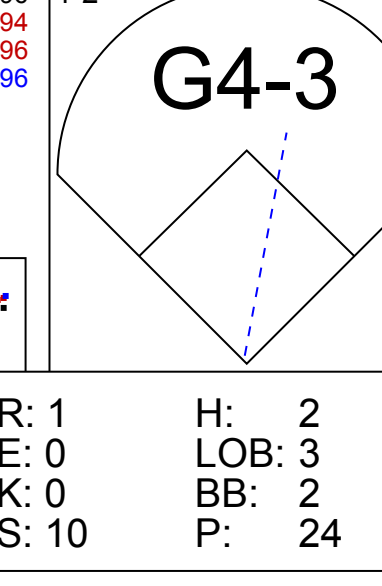
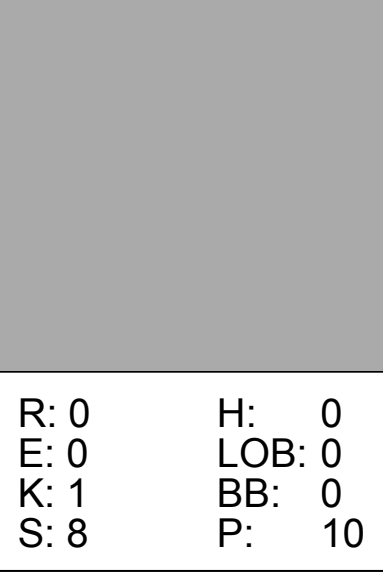
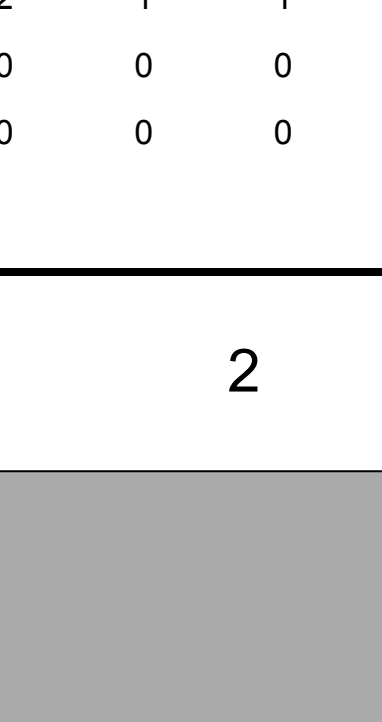
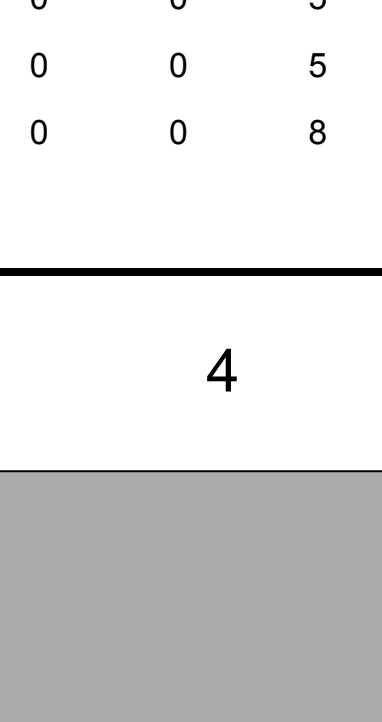
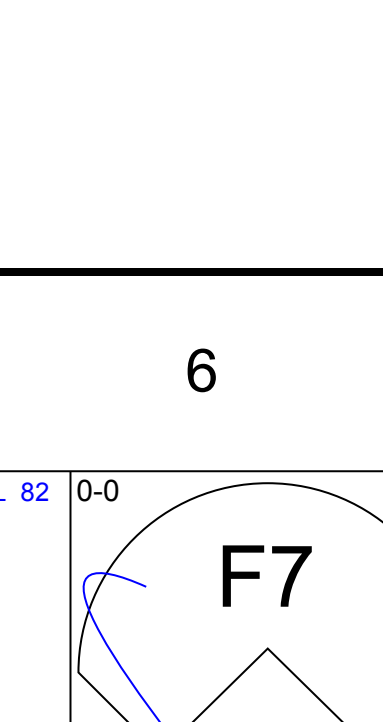
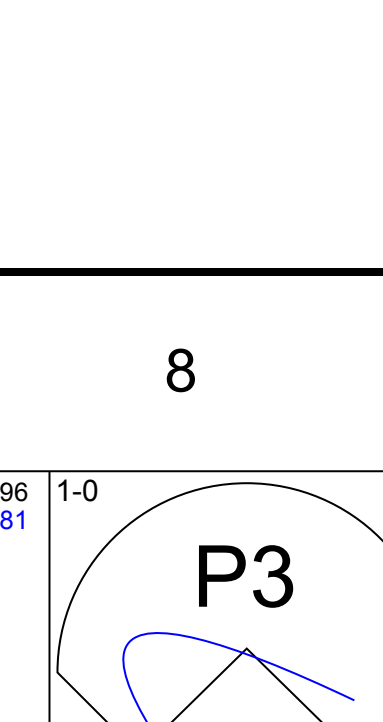
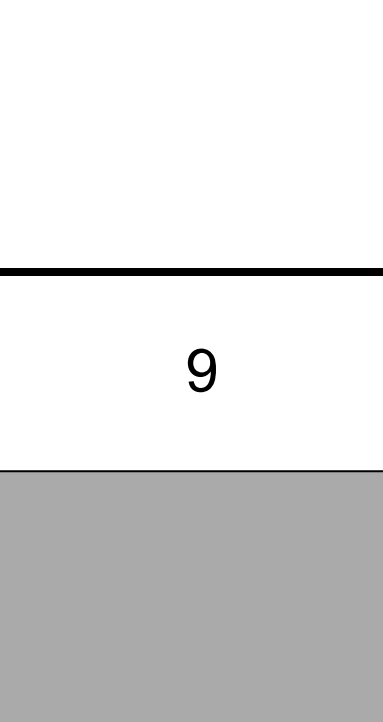

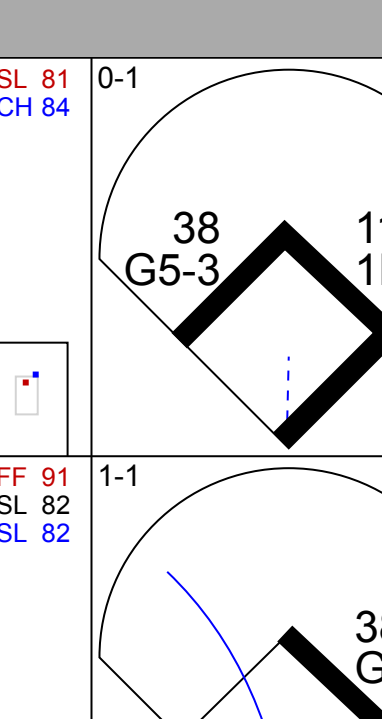

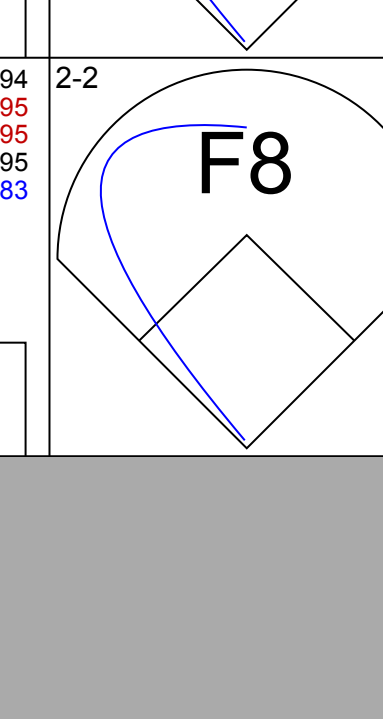

AB	36
R	11
H	9
RBI	10
BB	7
SO	5
LOB	22







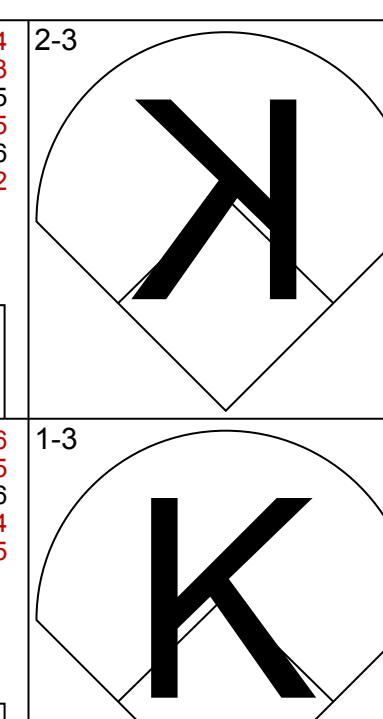
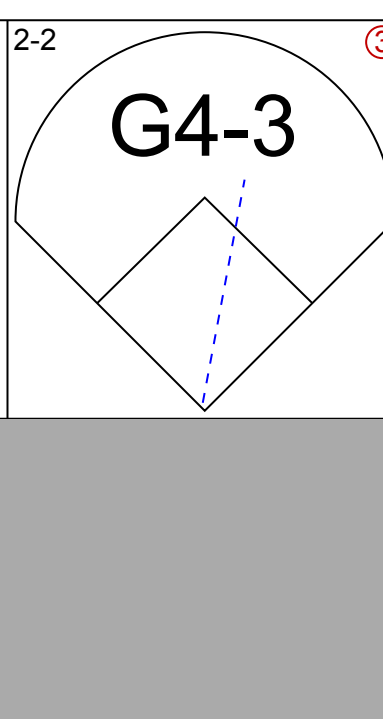
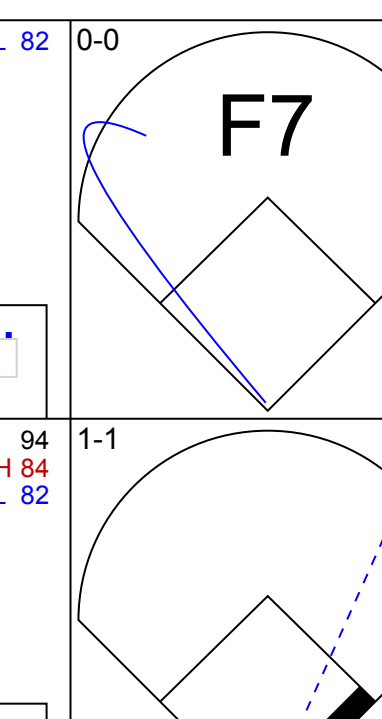
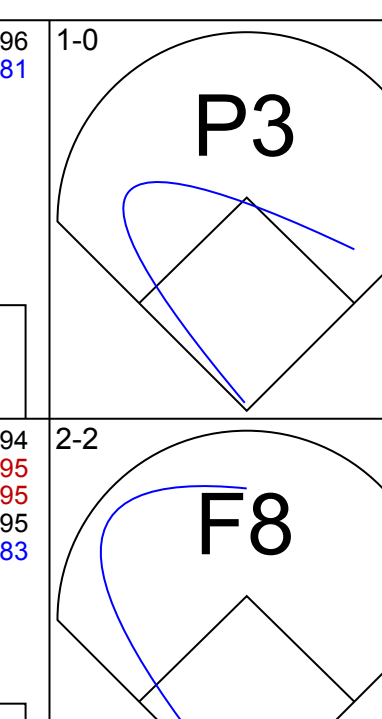

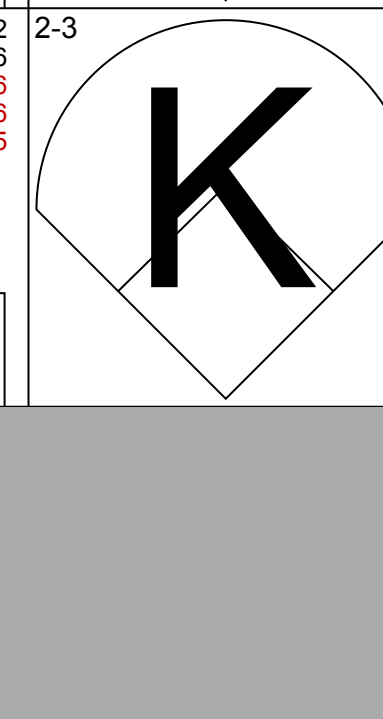
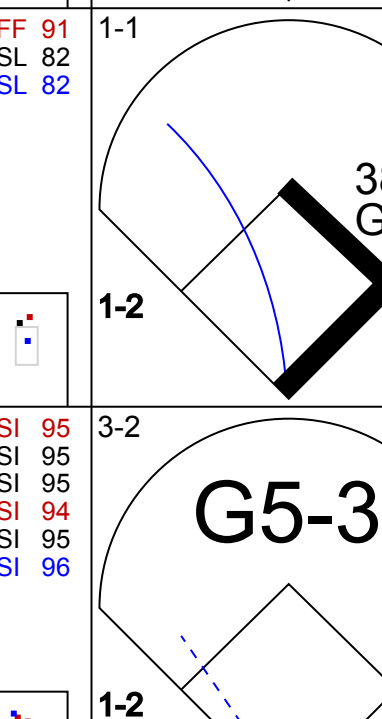
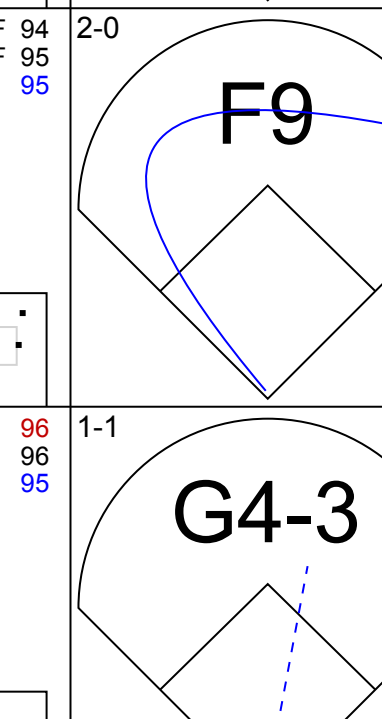

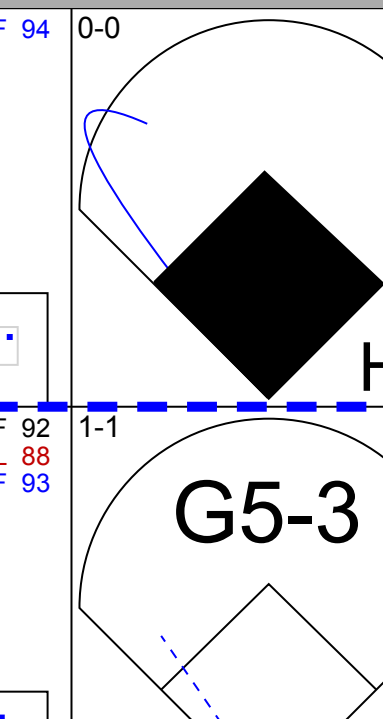

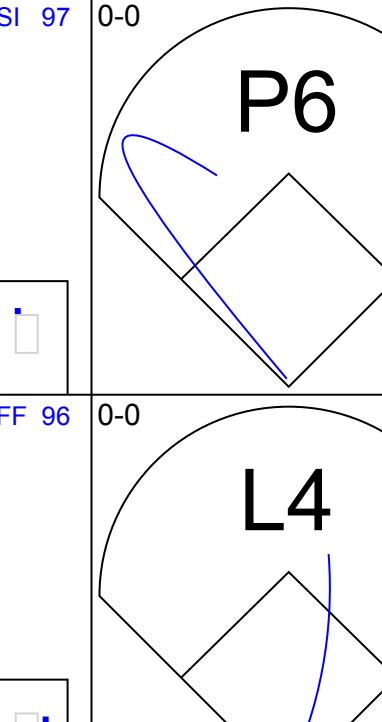

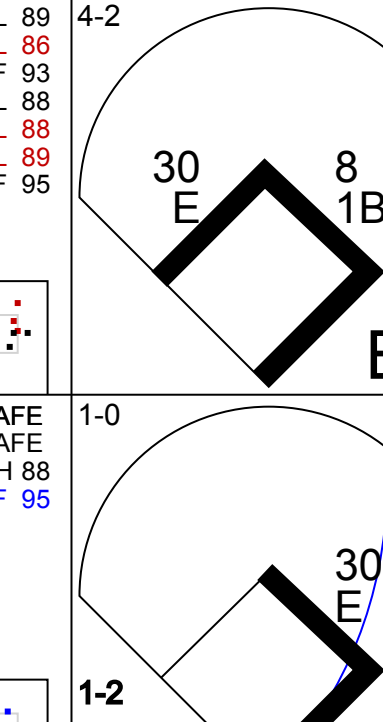
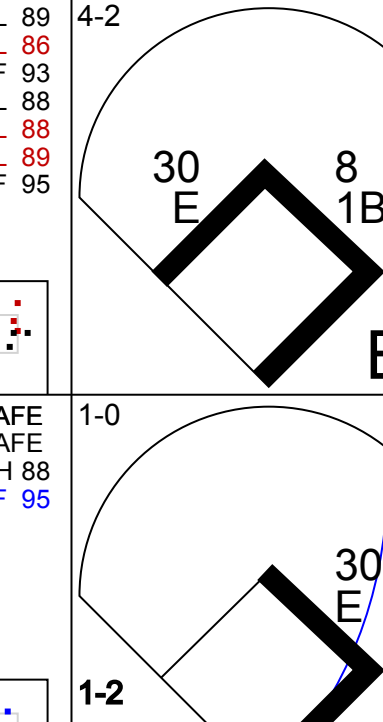
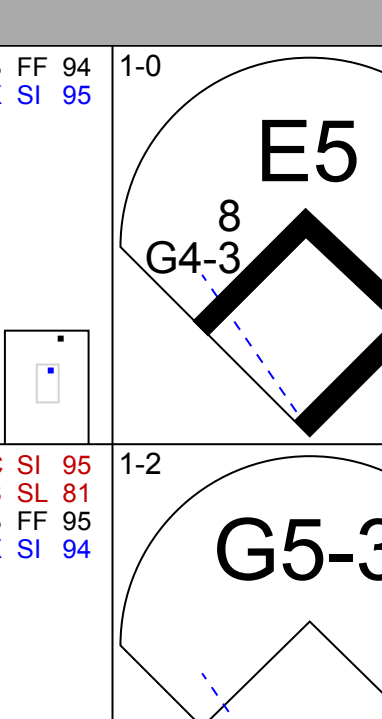
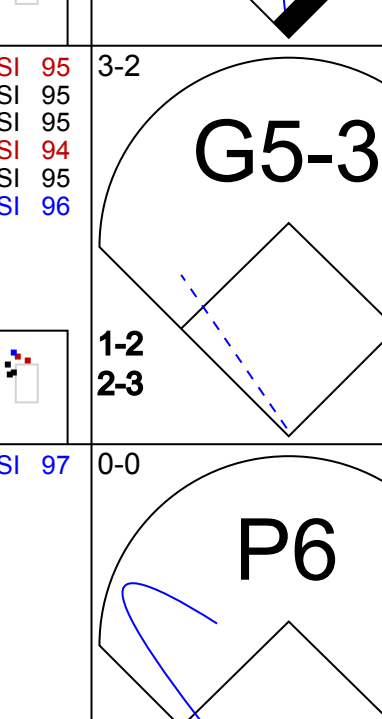
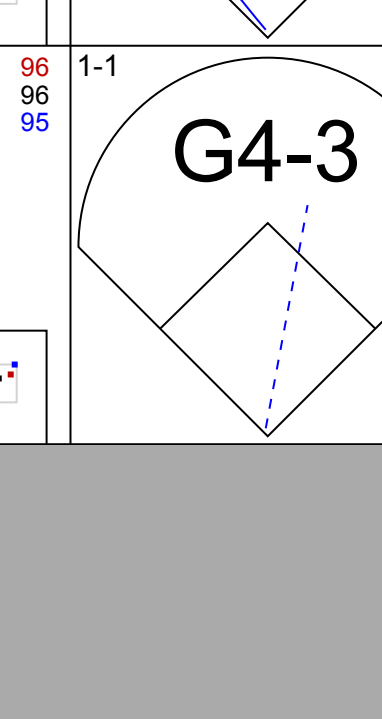

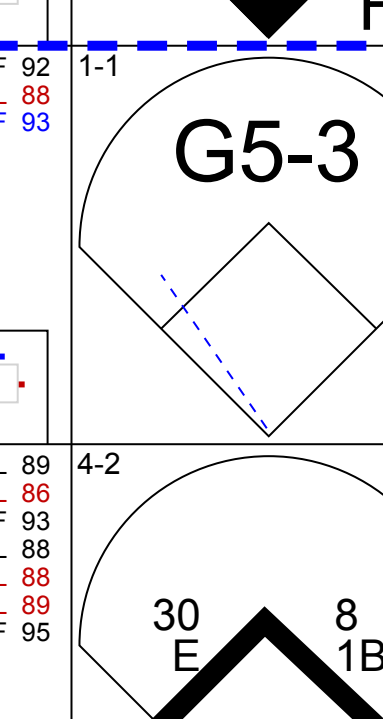
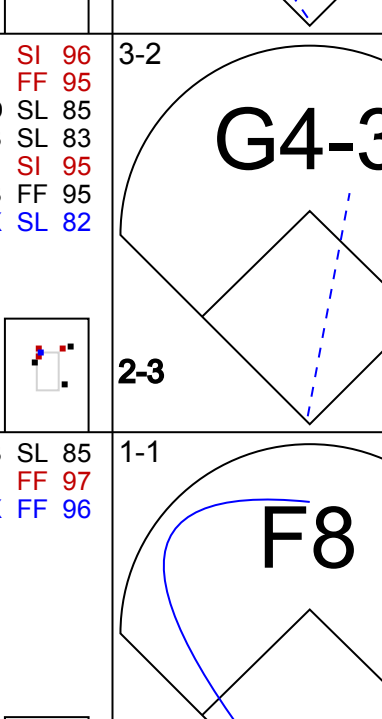
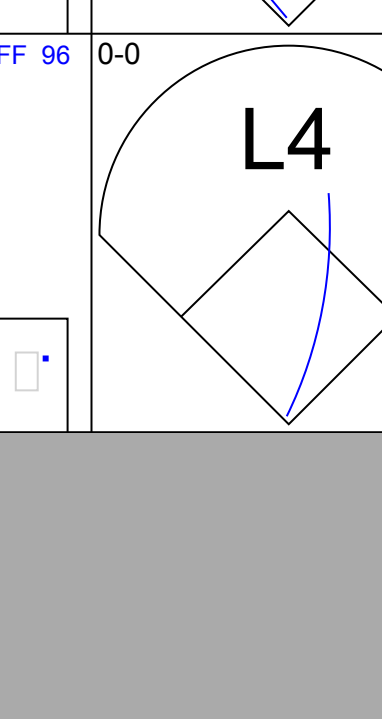


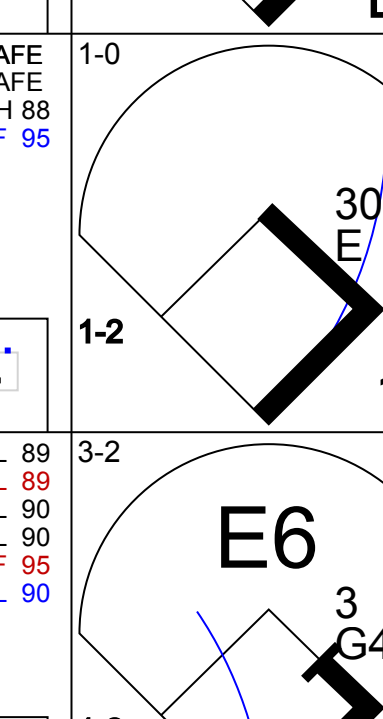



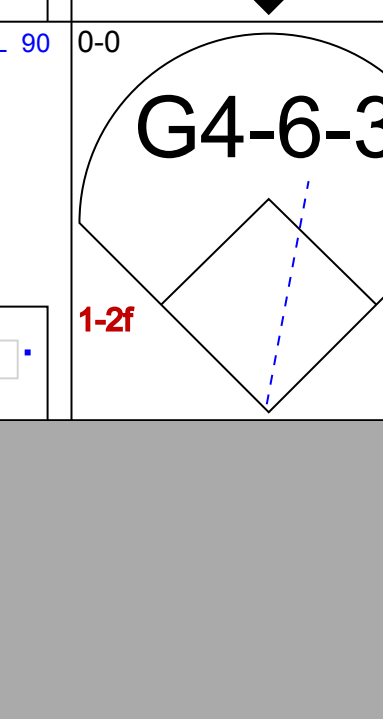
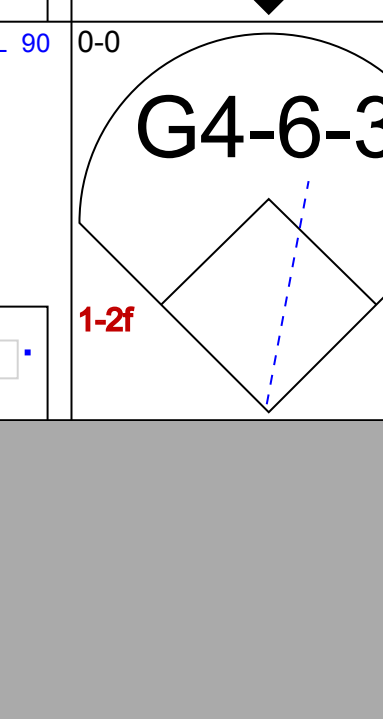
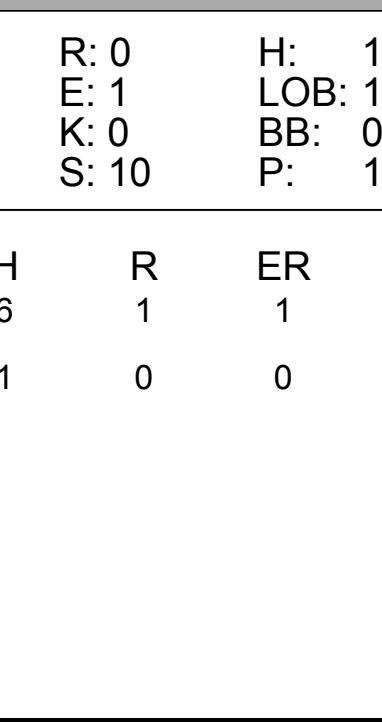
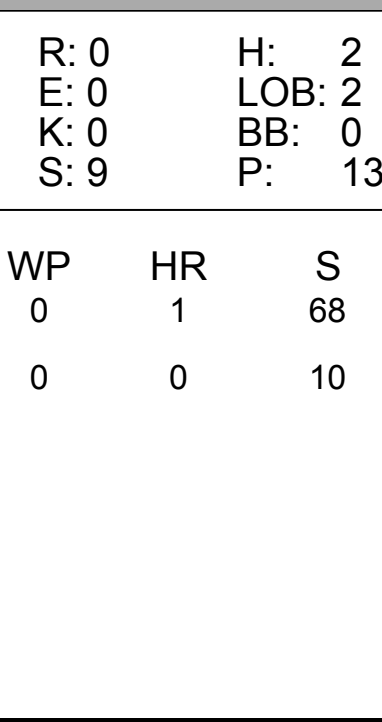
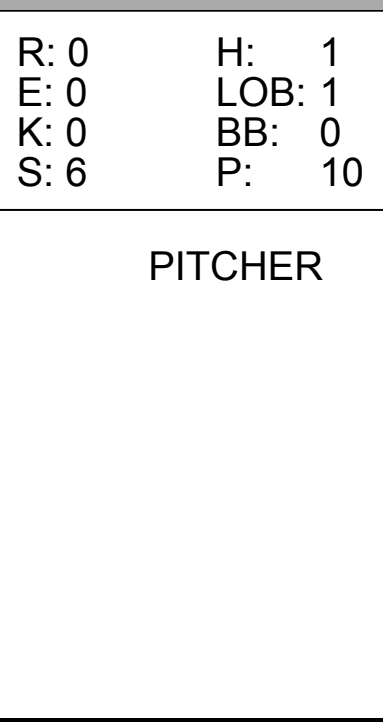
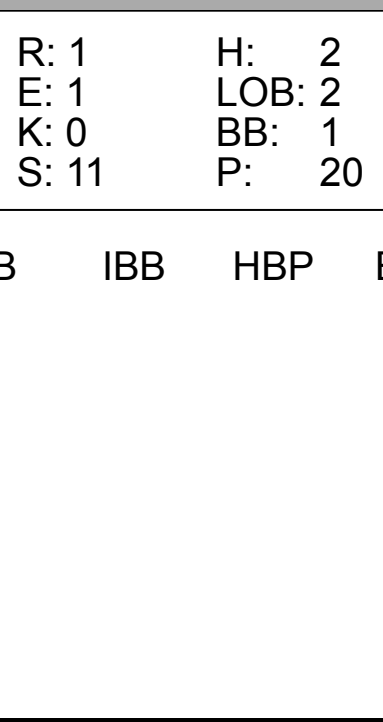
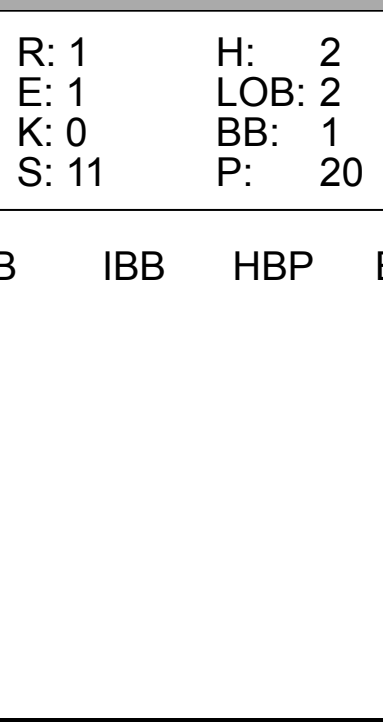
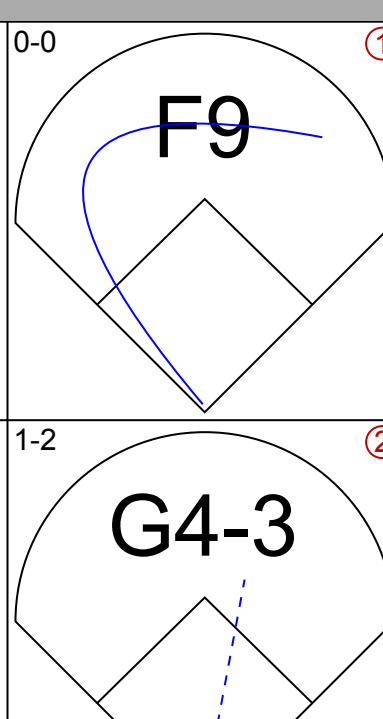
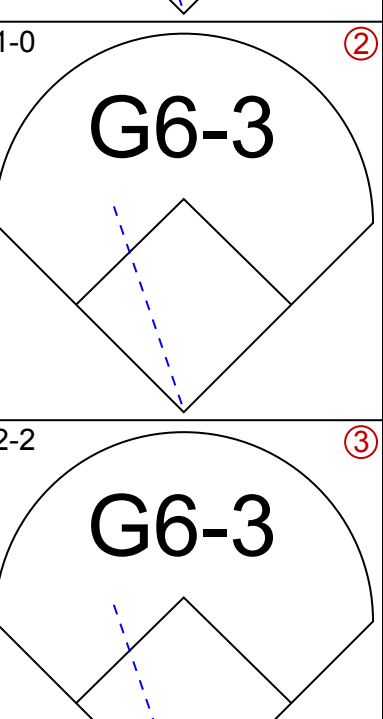
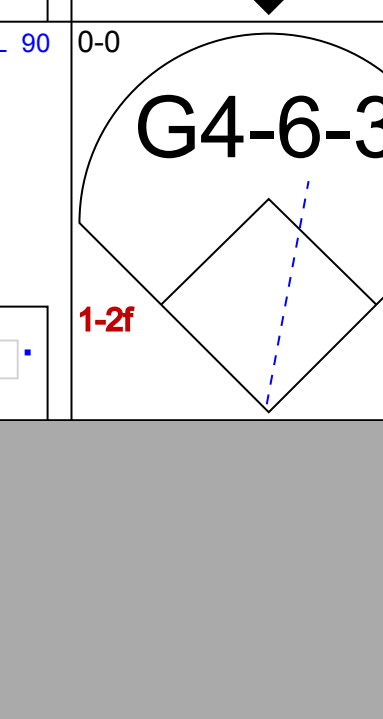
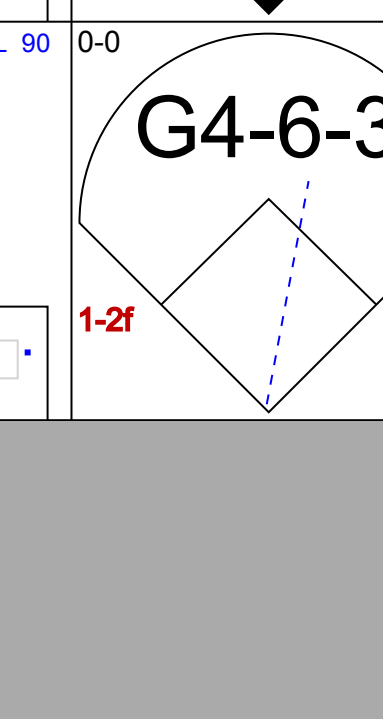
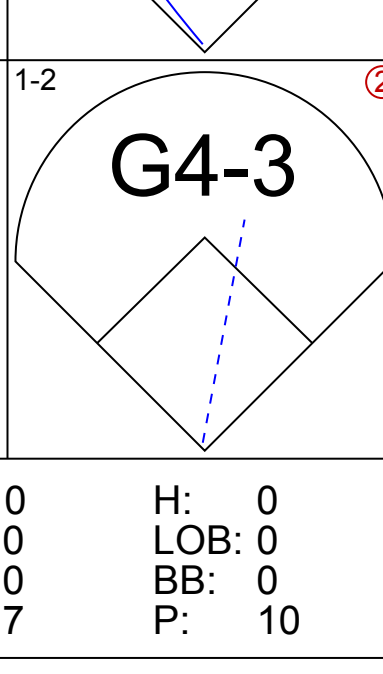
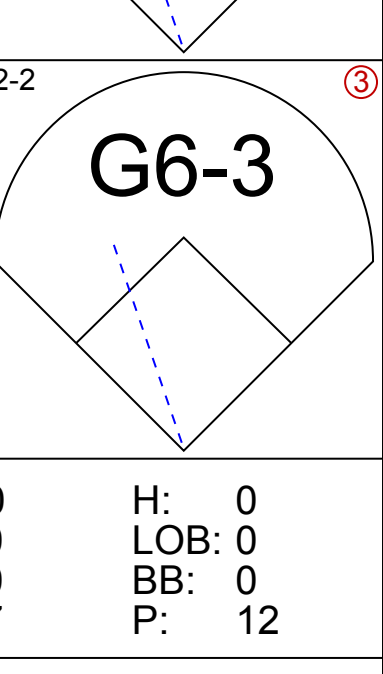
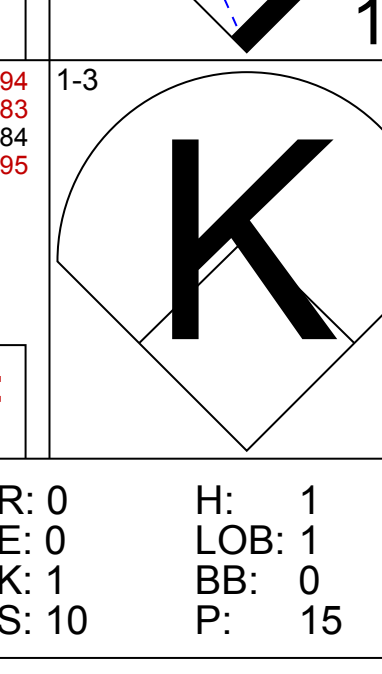



Batter	1	2	3	4	5	6	7	8	9	AB	R	H	RBI	BB	SO	LOB	TOP			
4 Brandon Phillips, R OBP: 0.329, SLG: 0.415											5	0	1	0	0	1	0			
17 Dave Sappelt, R OBP: 0.222, SLG: 0.250											5	0	1	0	0	2	0			
19 Joey Votto, L OBP: 0.434, SLG: 0.528											3	1	2	1	2	1	0			
32 Jay Bruce, L OBP: 0.351, SLG: 0.514											4	1	1	0	0	1	4			
43 Miguel Cairo, R OBP: 0.335, SLG: 0.434											4	0	2	0	0	0	5			
6 Drew Stubbs, R OBP: 0.323, SLG: 0.387											3	0	0	0	1	1	2			
55 Ramon Hernandez, R OBP: 0.355, SLG: 0.472											4	0	1	1	0	0	3			
7 Paul Janish, R OBP: 0.271, SLG: 0.277											3	0	1	0	1	1	2			
47 Johnny Cueto, R OBP: 0.577, SLG: 0.027											4	0	0	0	0	3	4			
48 Francisco Cordero, R											0	0	0	0	0	0	0			
<b>Inning Stats</b>	R: 1 K: 2 S: 9	H: 1 LOB: 0 BB: 0 P: 14	R: 0 K: 2 S: 13	H: 2 LOB: 1 BB: 0 P: 17	R: 0 K: 2 S: 15	H: 2 LOB: 3 BB: 1 P: 22	R: 0 K: 1 S: 11	H: 1 LOB: 0 BB: 0 P: 20	R: 0 K: 0 S: 7	H: 0 LOB: 1 BB: 1 P: 13	R: 0 K: 0 S: 9	H: 0 LOB: 0 BB: 0 P: 11	R: 1 K: 0 S: 10	H: 2 LOB: 3 BB: 2 P: 24	R: 0 K: 1 S: 8	H: 0 LOB: 0 BB: 0 P: 10	1B: 7 2B: 2 3B: 0 HR: 1	SF: 0 SAC: 0 DP: 1 HBP: 0	WP: 0 PB: 0 SB: 0 CS: 1	PA: 39
<b>PITCHER</b>	IP WLS BF H R ER SO BB IBB HBP BLK WP HR S P ERA WHIP	IP WLS BF H R ER SO BB IBB HBP BLK WP HR S P ERA WHIP	IP WLS BF H R ER SO BB IBB HBP BLK WP HR S P ERA WHIP	IP WLS BF H R ER SO BB IBB HBP BLK WP HR S P ERA WHIP	IP WLS BF H R ER SO BB IBB HBP BLK WP HR S P ERA WHIP	IP WLS BF H R ER SO BB IBB HBP BLK WP HR S P ERA WHIP	IP WLS BF H R ER SO BB IBB HBP BLK WP HR S P ERA WHIP	IP WLS BF H R ER SO BB IBB HBP BLK WP HR S P ERA WHIP	IP WLS BF H R ER SO BB IBB HBP BLK WP HR S P ERA WHIP	IP WLS BF H R ER SO BB IBB HBP BLK WP HR S P ERA WHIP	IP WLS BF H R ER SO BB IBB HBP BLK WP HR S P ERA WHIP	IP WLS BF H R ER SO BB IBB HBP BLK WP HR S P ERA WHIP	IP WLS BF H R ER SO BB IBB HBP BLK WP HR S P ERA WHIP	IP WLS BF H R ER SO BB IBB HBP BLK WP HR S P ERA WHIP	IP WLS BF H R ER SO BB IBB HBP BLK WP HR S P ERA WHIP	IP WLS BF H R ER SO BB IBB HBP BLK WP HR S P ERA WHIP	IP WLS BF H R ER SO BB IBB HBP BLK WP HR S P ERA WHIP	IP WLS BF H R ER SO BB IBB HBP BLK WP HR S P ERA WHIP	IP WLS BF H R ER SO BB IBB HBP BLK WP HR S P ERA WHIP	

Cincinnati Reds @ Washington Nationals  
Nationals Park, Washington, DC  
Wed Aug 17 2011, 7:07 PM - 9:52 PM EDT  
Att: 20,374 - Partly Cloudy - 85 F

AB 35  
R 2  
H 9  
RBI 2  
BB 4  
SO 10  
LOB 20



Batter	1	2	3	4	5	6	7	8	9	AB	R	H	RBI	BB	SO	LOB	BOTTOM					
20 Ian Desmond, R OBP: 0.277, SLG: 0.321											4	0	0	0	0	1	1					
24 Rick Ankiel, L OBP: 0.312, SLG: 0.382											4	0	2	0	0	1	1					
11 Ryan Zimmerman, R OBP: 0.370, SLG: 0.466											4	1	2	1	0	1	1					
38 Michael Morse, R OBP: 0.371, SLG: 0.563											4	0	1	0	0	0	3					
28 Jayson Werth, R OBP: 0.331, SLG: 0.381											3	0	0	0	1	0	3					
8 Danny Espinosa, S OBP: 0.308, SLG: 0.406											4	0	1	0	0	1	3					
30 Jonny Gomes, R OBP: 0.330, SLG: 0.495											4	0	0	0	0	0	3					
3 Wilson Ramos, R OBP: 0.315, SLG: 0.394											4	0	1	0	0	0	3					
48 Ross Detwiler, R OBP: 0.225, SLG: 0.125											2	0	0	0	0	0	0					
60 Todd Coffey, R ERA: 4.21											0	0	0	0	0	0	0					
17 Sean Burnett, L ERA: 4.85											0	0	0	0	0	0	0					
52 Ryan Mattheus, R ERA: 2.7											0	0	0	0	0	0	0					
63 Henry Alberto Rodriguez, R ERA: 4.57											0	0	0	0	0	0	0					
<b>Inning Stats</b>	R: 0 K: 3 S: 11	H: 0 LOB: 0 BB: 0 P: 16	R: 0 K: 0 S: 10	H: 1 LOB: 1 BB: 0 P: 16	R: 0 K: 0 S: 7	H: 0 LOB: 0 BB: 0 P: 10	R: 0 K: 0 S: 9	H: 2 LOB: 2 BB: 0 P: 13	R: 0 K: 0 S: 7	H: 0 LOB: 0 BB: 0 P: 12	R: 0 K: 0 S: 6	H: 1 LOB: 1 BB: 0 P: 10	R: 0 K: 1 S: 7	H: 0 LOB: 0 BB: 0 P: 11	R: 0 K: 1 S: 10	H: 1 LOB: 1 BB: 0 P: 15	R: 1 K: 0 S: 11	H: 2 LOB: 2 BB: 1 P: 20	1B: 6 2B: 0 3B: 0 HR: 1	SF: 0 SAC: 0 DP: 1 HBP: 0	WP: 0 PB: 0 SB: 0 CS: 0	PA: 35
<b>PITCHER</b>	IP WLS BF H R ER SO BB IBB HBP BLK WP HR S P ERA WHIP	IP WLS BF H R ER SO BB IBB HBP BLK WP HR S P ERA WHIP	IP WLS BF H R ER SO BB IBB HBP BLK WP HR S P ERA WHIP	IP WLS BF H R ER SO BB IBB HBP BLK WP HR S P ERA WHIP	IP WLS BF H R ER SO BB IBB HBP BLK WP HR S P ERA WHIP	IP WLS BF H R ER SO BB IBB HBP BLK WP HR S P ERA WHIP	IP WLS BF H R ER SO BB IBB HBP BLK WP HR S P ERA WHIP	IP WLS BF H R ER SO BB IBB HBP BLK WP HR S P ERA WHIP	IP WLS BF H R ER SO BB IBB HBP BLK WP HR S P ERA WHIP	IP WLS BF H R ER SO BB IBB HBP BLK WP HR S P ERA WHIP	IP WLS BF H R ER SO BB IBB HBP BLK WP HR S P ERA WHIP	IP WLS BF H R ER SO BB IBB HBP BLK WP HR S P ERA WHIP	IP WLS BF H R ER SO BB IBB HBP BLK WP HR S P ERA WHIP	IP WLS BF H R ER SO BB IBB HBP BLK WP HR S P ERA WHIP	IP WLS BF H R ER SO BB IBB HBP BLK WP HR S P ERA WHIP	IP WLS BF H R ER SO BB IBB HBP BLK WP HR S P ERA WHIP	IP WLS BF H R ER SO BB IBB HBP BLK WP HR S P ERA WHIP	IP WLS BF H R ER SO BB IBB HBP BLK WP HR S P ERA WHIP	IP WLS BF H R ER SO BB IBB HBP BLK WP HR S P ERA WHIP			

Cincinnati Reds @ Washington Nationals  
Nationals Park, Washington, DC  
Wed Aug 17 2011, 7:07 PM - 9:52 PM EDT  
Att: 20,374 - Partly Cloudy - 85 F


AB 34  
R 1  
H 7  
RBI 1  
BB 1  
SO 5  
LOB 19






Batter	1	2	3	4	5	6	7	8	9	AB	R	H	RBI	BB	SO	LOB	TOP								
4 Brandon Phillips, R OBP: 0.333, SLG: 0.418										4	0	3	1	1	0	0	<b>Cincinnati Reds @ Washington Nationals</b> Nationals Park, Washington, DC Thu Aug 18 2011, 7:39 PM - 10:46 PM EDT Att: 19,508 - Overcast - 85 F								
17 Dave Sappelt, R OBP: 0.195, SLG: 0.220										5	0	0	0	0	1	5									
19 Joey Votto, L OBP: 0.432, SLG: 0.525										4	0	1	0	0	1	2									
32 Jay Bruce, L OBP: 0.348, SLG: 0.509										4	0	0	0	0	1	3									
43 Miguel Cairo, R OBP: 0.333, SLG: 0.427										3	0	0	0	0	0	0									
6 Drew Stubbs, R OBP: 0.322, SLG: 0.384										3	0	0	0	1	2	1									
29 Ryan Hanigan, R OBP: 0.355, SLG: 0.359										4	0	4	0	0	0	0									
7 Paul Janish, R OBP: 0.268, SLG: 0.274										3	0	0	0	0	1	5									
23 Yonder Alonso, L OBP: 0.461, SLG: 0.625										1	0	0	0	0	1	1									
61 Bronson Arroyo, R ERA: 5.28										2	0	0	0	0	0	0									
15 Fred Lewis, L ERA: 3.15										1	1	0	0	0	0	0									
33 Jose Arredondo, R ERA: 3.25										0	0	0	0	0	0	0									
45 Bill Bray, L ERA: 2.33										0	0	0	0	0	0	0									
40 Nick Masset, R ERA: 3.88										1	0	0	0	0	0	0									
55 Ramon Hernandez, R OBP: 0.304, SLG: 0.470										1	0	0	0	0	0	1									
<b>Inning Stats</b>	R: 0 E: 0 K: 0 S: 9	H: 0 LOB: 1 BB: 1 P: 16	R: 0 E: 0 K: 1 S: 15	H: 1 LOB: 1 BB: 0 P: 24	R: 0 E: 0 K: 0 S: 9	H: 2 LOB: 2 BB: 0 P: 14	R: 0 E: 0 K: 0 S: 9	H: 1 LOB: 1 BB: 0 P: 15	R: 0 E: 0 K: 0 S: 12	H: 1 LOB: 1 BB: 0 P: 16	R: 0 E: 0 K: 1 S: 13	H: 1 LOB: 2 BB: 0 P: 22	R: 1 E: 1 K: 2 S: 11	H: 0 LOB: 0 BB: 0 P: 14	R: 0 E: 0 K: 2 S: 9	H: 0 LOB: 0 BB: 0 P: 14	R: 0 E: 0 K: 1 S: 16	H: 2 LOB: 2 BB: 0 P: 25	1B: 7 2B: 1 3B: 0 HR: 0	SF: 0 SAC: 0 DP: 1 HBP: 1	WP: 1 PB: 1 CS: 0	PA: 38			
<b>PITCHER</b>	IP WLS BF H R ER SO BB IBB HBP BLK WP HR S P ERA WHIP	IP WLS BF H R ER SO BB IBB HBP BLK WP HR S P ERA WHIP	IP WLS BF H R ER SO BB IBB HBP BLK WP HR S P ERA WHIP	IP WLS BF H R ER SO BB IBB HBP BLK WP HR S P ERA WHIP	IP WLS BF H R ER SO BB IBB HBP BLK WP HR S P ERA WHIP	IP WLS BF H R ER SO BB IBB HBP BLK WP HR S P ERA WHIP	IP WLS BF H R ER SO BB IBB HBP BLK WP HR S P ERA WHIP	IP WLS BF H R ER SO BB IBB HBP BLK WP HR S P ERA WHIP	IP WLS BF H R ER SO BB IBB HBP BLK WP HR S P ERA WHIP	IP WLS BF H R ER SO BB IBB HBP BLK WP HR S P ERA WHIP	IP WLS BF H R ER SO BB IBB HBP BLK WP HR S P ERA WHIP	IP WLS BF H R ER SO BB IBB HBP BLK WP HR S P ERA WHIP	IP WLS BF H R ER SO BB IBB HBP BLK WP HR S P ERA WHIP	IP WLS BF H R ER SO BB IBB HBP BLK WP HR S P ERA WHIP	IP WLS BF H R ER SO BB IBB HBP BLK WP HR S P ERA WHIP	IP WLS BF H R ER SO BB IBB HBP BLK WP HR S P ERA WHIP	IP WLS BF H R ER SO BB IBB HBP BLK WP HR S P ERA WHIP	IP WLS BF H R ER SO BB IBB HBP BLK WP HR S P ERA WHIP	IP WLS BF H R ER SO BB IBB HBP BLK WP HR S P ERA WHIP	IP WLS BF H R ER SO BB IBB HBP BLK WP HR S P ERA WHIP	IP WLS BF H R ER SO BB IBB HBP BLK WP HR S P ERA WHIP	IP WLS BF H R ER SO BB IBB HBP BLK WP HR S P ERA WHIP	IP WLS BF H R ER SO BB IBB HBP BLK WP HR S P ERA WHIP	IP WLS BF H R ER SO BB IBB HBP BLK WP HR S P ERA WHIP	
27 Jordan Zimmermann, R ERA: 3.15	5.2	W	25	6	0	0	1	2	0	1	0	0	0	0	64	102	0.00	1.412							
52 Ryan Mattheus, R ERA: 2.67	0.1	H	1	0	0	0	1	0	0	0	0	0	0	3	5	0.00	0.000								
63 Henry Alberto Rodriguez, R ERA: 4.47	1.0	H	4	0	1	0	2	0	0	0	0	0	1	0	11	14	0.00	0.000							
36 Tyler Clippard, R ERA: 1.58	1.0	H	3	0	0	0	2	0	0	0	0	0	0	9	14	0.00	0.000								
22 Drew Storen, R ERA: 2.76	1.0	S	5	2	0	0	1	0	0	0	0	0	0	0	16	25	0.00	2.000							
<b>Batter</b>	1	2	3	4	5	6	7	8	9	AB	R	H	RBI	BB	SO	LOB	<b>Cincinnati Reds @ Washington Nationals</b> Nationals Park, Washington, DC Thu Aug 18 2011, 7:39 PM - 10:46 PM EDT Att: 19,508 - Overcast - 85 F								
20 Ian Desmond, R OBP: 0.277, SLG: 0.320										2	0	0	0	1	1	1									
24 Rick Ankiel, L OBP: 0.311, SLG: 0.378										3	0	0	0	1	1	2									
11 Ryan Zimmerman, R OBP: 0.371, SLG: 0.464										3	0	1	0	1	0	0									
38 Michael Morse, R OBP: 0.370, SLG: 0.558										3	1	0	0	1	0	4									
28 Jayson Werth, R OBP: 0.332, SLG: 0.382										4	1	2	0	0	0	1									
8 Danny Espinosa, S OBP: 0.310, SLG: 0.407										4	0	2	0	0	0	2									
30 Jonny Gomes, R OBP: 0.249, SLG: 0.402										4	0	1	2	0	1	2									
22 Drew Storen, S										0	0	0	0	0	0	0									
26 Jesus Flores, R OBP: 0.279, SLG: 0.390										4	1	1	1	0	0	3									
27 Jordan Zimmermann, R ERA: 3.15										2	0	1	0	0	0	0									
52 Ryan Mattheus, R ERA: 2.67										0	0	0	0	0	0	0									
63 Henry Alberto Rodriguez, R ERA: 4.47										0	0	0	0	0	0	0									
19 Laynce Nix, L OBP: 0.269, SLG: 0.287										0	0	0	0	1	0	0									
36 Tyler Clippard, R ERA: 1.58										0	0	0	0	0	0	0									
43 Brian Bixler, R OBP: 0.258, SLG: 0.346										0	0	0	0	0	0	0									
<b>Inning Stats</b>	R: 0 E: 0 K: 0 S: 6	H: 0 LOB: 0 BB: 1 P: 14	R: 0 E: 0 K: 1 S: 11	H: 1 LOB: 1 BB: 0 P: 18	R: 0 E: 0 K: 2 S: 12	H: 1 LOB: 1 BB: 0 P: 17	R: 0 E: 0 K: 0 S: 11	H: 1 LOB: 1 BB: 0 P: 13	R: 1 E: 0 K: 0 S: 8	H: 3 LOB: 2 BB: 1 P: 11	R: 2 E: 0 K: 0 S: 12	H: 3 LOB: 2 BB: 1 P: 24	R: 0 E: 0 K: 0 S: 8	H: 0 LOB: 0 BB: 3 P: 21	R: 0 E: 0 K: 0 S: 6	H: 1 LOB: 1 BB: 0 P: 9	R: 0 E: 0 K: 1 S: 6	H: 1 LOB: 1 BB: 0 P: 9	1B: 7 2B: 0 3B: 0 HR: 1	SF: 0 SAC: 1 DP: 1 HBP: 0	WP: 0 PB: 0 SB: 0 CS: 1	PA: 35			
<b>PITCHER</b>	IP WLS BF H R ER SO BB IBB HBP BLK WP HR S P ERA WHIP	IP WLS BF H R ER SO BB IBB HBP BLK WP HR S P ERA WHIP	IP WLS BF H R ER SO BB IBB HBP BLK WP HR S P ERA WHIP	IP WLS BF H R ER SO BB IBB HBP BLK WP HR S P ERA WHIP	IP WLS BF H R ER SO BB IBB HBP BLK WP HR S P ERA WHIP	IP WLS BF H R ER SO BB IBB HBP BLK WP HR S P ERA WHIP	IP WLS BF H R ER SO BB IBB HBP BLK WP HR S P ERA WHIP	IP WLS BF H R ER SO BB IBB HBP BLK WP HR S P ERA WHIP	IP WLS BF H R ER SO BB IBB HBP BLK WP HR S P ERA WHIP	IP WLS BF H R ER SO BB IBB HBP BLK WP HR S P ERA WHIP	IP WLS BF H R ER SO BB IBB HBP BLK WP HR S P ERA WHIP	IP WLS BF H R ER SO BB IBB HBP BLK WP HR S P ERA WHIP	IP WLS BF H R ER SO BB IBB HBP BLK WP HR S P ERA WHIP	IP WLS BF H R ER SO BB IBB HBP BLK WP HR S P ERA WHIP	IP WLS BF H R ER SO BB IBB HBP BLK WP HR S P ERA WHIP	IP WLS BF H R ER SO BB IBB HBP BLK WP HR S P ERA WHIP	IP WLS BF H R ER SO BB IBB HBP BLK WP HR S P ERA WHIP	IP WLS BF H R ER SO BB IBB HBP BLK WP HR S P ERA WHIP	IP WLS BF H R ER SO BB IBB HBP BLK WP HR S P ERA WHIP	IP WLS BF H R ER SO BB IBB HBP BLK WP HR S P ERA WHIP	IP WLS BF H R ER SO BB IBB HBP BLK WP HR S P ERA WHIP	IP WLS BF H R ER SO BB IBB HBP BLK WP HR S P ERA WHIP	IP WLS BF H R ER SO BB IBB HBP BLK WP HR S P ERA WHIP	IP WLS BF H R ER SO BB IBB HBP BLK WP HR S P ERA WHIP	
61 Bronson Arroyo, R ERA: 5.28	6.0	L	26	7	3	3	0	2	0	0	0	0	0	0	3	8	0.00	3.000							
33 Jose Arredondo, R ERA: 3.25	0.1		2	0	0	0	0	1	0	0	0	0	0	0	3	8	0.00	3.000							
45 Bill Bray, L ERA: 2.33	0.0		1	0	0	0	0	1	0	0	0	0	0	0	2	6	∞	∞							
40 Nick Masset, R ERA: 3.88	1.2		6	1	0	0	0	1	0	0	0	0	0	9	16	0.00	1.200								



Batter	1	2	3	4	5	6	7	8	9	AB	R	H	RBI	BB	SO	LOB	TOP		
11 Jimmy Rollins, S OBP: 0.341, SLG: 0.402	F7		15 3B	G4-3			G5-3			4	1	1	0	0	0	0	Philadelphia Phillies @ Washington Nationals Nationals Park, Washington, DC Fri Aug 19 2011, 7:07 PM - 12:25 AM EDT Att: 37,841 - Cloudy - 78 F		
15 John Mayberry Jr., R OBP: 0.327, SLG: 0.511	26 FC4-6		26 2B	G6-3			F9			3	1	1	1	1	0	0			
26 Chase Utley, L OBP: 0.363, SLG: 0.457	FC4-6		6 1B	G1-3			K			4	1	1	1	0	1	1			
6 Ryan Howard, L OBP: 0.344, SLG: 0.489	3 FC5		29 51 1B	K			K			3	1	1	1	1	2	0			
3 Hunter Pence, R OBP: 0.364, SLG: 0.479	FC5		29 FC6-4	G5-3			BB			3	0	1	0	1	0	2			
29 Raul Ibanez, L OBP: 0.281, SLG: 0.409		G3	FC6-4	K			G4-3			4	0	0	0	0	1	3			
51 Carlos Ruiz, R OBP: 0.360, SLG: 0.367		G3	21 1B				F8			4	0	2	1	0	0	0			
21 Wilson Valdez, R OBP: 0.284, SLG: 0.305		G6-3		L6			G4-3			4	0	1	0	0	0	1			
44 Roy Oswalt, R 38 Kyle Kendrick, R 10 Ben Lidge, R 54 Brad Lidge, R 37 Antonio Bastardo, R 7 Ross Gload, L 46 Ryan Madson, L			G4-3	G5-3			G5-3			0	0	0	0	0	0	0			
<b>Inning Stats</b>	R: 0 E: 0 K: 0 S: 7	H: 0 LOB: 2 BB: 2 P: 17	R: 0 E: 0 K: 0 S: 5	H: 0 LOB: 0 BB: 0 P: 7	R: 4 E: 0 K: 0 S: 16	H: 7 LOB: 2 BB: 0 P: 23	R: 0 E: 0 K: 0 S: 8	H: 0 LOB: 0 BB: 0 P: 12	R: 0 E: 0 K: 1 S: 7	H: 1 LOB: 0 BB: 0 P: 13	R: 0 E: 0 K: 0 S: 6	H: 0 LOB: 0 BB: 0 P: 15	R: 0 E: 0 K: 2 S: 10	H: 0 LOB: 1 BB: 1 P: 20	R: 0 E: 0 K: 0 S: 6	H: 0 LOB: 0 BB: 0 P: 11			1B: 4 2B: 4 3B: 1 HR: 0
<b>PITCHER</b>	IP WLS BF H R ER SO BB IBB HBP BLK WP HR S P ERA WHIP																		
61 Livan Hernandez, R ERA: 4.34	4.0	20	7	4	4	0	2	0	0	0	0	0	0	0	20	40	0.00	0.333	
32 Tom Gorzelanny, L ERA: 4.35	3.0	9	1	0	0	2	0	0	0	0	0	0	0	10	20	0.00	1.000		
17 Sean Burnett, L ERA: 4.74	1.0	4	0	0	0	2	1	0	0	0	0	0	0	6	11	0.00	0.000		
60 Todd Coffey, R ERA: 4.13	1.0	W	3	0	0	0	0	0	0	0	0	0	0	6	11	0.00	0.000		

Batter	1	2	3	4	5	6	7	8	9	AB	R	H	RBI	BB	SO	LOB	BOTTOM				
20 Ian Desmond, R OBP: 0.279, SLG: 0.323	G6-3		2H				F7			5	1	2	2	0	1	1	Philadelphia Phillies @ Washington Nationals Nationals Park, Washington, DC Fri Aug 19 2011, 7:07 PM - 12:25 AM EDT Att: 37,841 - Cloudy - 78 F				
24 Rick Ankiel, L OBP: 0.306, SLG: 0.371	K		K				F8			5	0	0	0	0	4	5					
11 Ryan Zimmerman, R OBP: 0.372, SLG: 0.478	L8						G6-3			5	1	2	4	0	0	0					
19 Laynce Nix, L 38 Michael Morse, R	P4						F7			3	0	0	0	0	0	1					
28 Jayson Werth, R OBP: 0.331, SLG: 0.381	G6-3						L8			4	1	1	0	0	0	2					
8 Danny Espinosa, S OBP: 0.311, SLG: 0.407	K						P2			3	1	1	0	1	1	1					
30 Jonny Gomes, R OBP: 0.328, SLG: 0.490	F7						L5			4	1	1	1	0	0	2					
3 Wilson Ramos, R OBP: 0.318, SLG: 0.407			61 SH2-4				K			3	2	2	1	0	1	0					
61 Livan Hernandez, R 32 Tom Gorzelanny, R 13 Alex Cora, R 17 Sean Burnett, L 60 Todd Coffey, R 26 Jesus Flores, R	SH2-4						G4-3			0	0	0	0	0	0	0					
<b>Inning Stats</b>	R: 0 E: 0 K: 1 S: 6	H: 0 LOB: 0 BB: 0 P: 8	R: 0 E: 0 K: 1 S: 7	H: 0 LOB: 0 BB: 0 P: 10	R: 1 E: 0 K: 1 S: 14	H: 2 LOB: 1 BB: 0 P: 20	R: 0 E: 0 K: 0 S: 11	H: 0 LOB: 1 BB: 0 P: 17	R: 1 E: 0 K: 1 S: 12	H: 2 LOB: 1 BB: 0 P: 16	R: 0 E: 0 K: 0 S: 12	H: 1 LOB: 2 BB: 1 P: 21	R: 0 E: 0 K: 1 S: 5	H: 0 LOB: 0 BB: 0 P: 7	R: 0 E: 0 K: 1 S: 10	H: 0 LOB: 0 BB: 0 P: 14			R: 6 E: 0 K: 1 S: 24	H: 5 LOB: 0 BB: 1 P: 38	1B: 6 2B: 2 3B: 0 HR: 2
<b>PITCHER</b>	IP WLS BF H R ER SO BB IBB HBP BLK WP HR S P ERA WHIP																				
44 Roy Oswalt, R ERA: 3.84	0.0	0	0	0	0	0	0	0	0	0	0	0	0	0	0	0					
38 Kyle Kendrick, R ERA: 3.24	6.0	25	5	2	2	4	1	0	0	0	1	62	92	3.00	1.000						
54 Brad Lidge, R ERA: 1.17	1.0	H	3	0	0	0	1	0	0	0	0	5	7	0.00	0.000						
37 Antonio Bastardo, L ERA: 1.32	1.0	H	3	0	0	0	1	0	0	0	0	10	14	0.00	0.000						
46 Ryan Madson, R ERA: 3.25	0.2	L	8	5	6	1	0	1	0	0	1	24	38	81.00	7.500						



Batter	1	2	3	4	5	6	7	8	9	AB	R	H	RBI	BB	SO	LOB	TOP			
11 Jimmy Rollins, S OBP: 0.343, SLG: 0.403	G1-6-3		1B		G5-3	1B		BB		4	0	2	2	1	0	0	Philadelphia Phillies @ Washington Nationals Nationals Park, Washington, DC Sat Aug 20 2011, 7:06 PM - 9:56 PM EDT Att: 44,685 - Partly Cloudy - 86 F			
8 Shane Victorino, S OBP: 0.388, SLG: 0.639	F8		F7		G5-3	1B		F9		5	0	1	0	0	0	2				
26 Chase Utley, L OBP: 0.363, SLG: 0.452	K		G3						F7	3	0	0	0	2	1	1				
6 Ryan Howard, L OBP: 0.343, SLG: 0.485		FC5-2		F7	F8	K			G4-3	4	0	0	0	1	1	4				
3 Hunter Pence, R OBP: 0.364, SLG: 0.483	F9			G5-3			G6-3			4	1	1	1	1	0	1				
15 John Mayberry Jr., R OBP: 0.330, SLG: 0.511		FC5-2		CS		HR				4	1	2	0	1	1	1				
51 Carlos Ruiz, R OBP: 0.365, SLG: 0.370				1B						3	2	2	0	1	0	0				
21 Wilson Valdez, R OBP: 0.284, SLG: 0.313	FC5-2			BB						4	1	1	2	0	1	5				
44 Roy Oswalt, R OBP: 0.222, SLG: 0.125										3	0	0	0	0	1	1				
40 Michael Stutes, R										0	0	0	0	0	0	0				
<b>Inning Stats</b>	R: 0 E: 0 K: 1 S: 7	H: 0 LOB: 0 BB: 0 P: 8	R: 0 E: 0 K: 0 S: 10	H: 1 LOB: 1 BB: 2 P: 20	R: 0 E: 0 K: 0 S: 12	H: 1 LOB: 1 BB: 0 P: 13	R: 2 E: 0 K: 0 S: 13	H: 2 LOB: 1 BB: 1 P: 20	R: 0 E: 0 K: 1 S: 8	H: 0 LOB: 0 BB: 1 P: 15	R: 3 E: 0 K: 1 S: 19	H: 5 LOB: 3 BB: 1 P: 31	R: 0 E: 0 K: 2 S: 13	H: 0 LOB: 1 BB: 1 P: 20	R: 0 E: 0 K: 0 S: 8	H: 0 LOB: 1 BB: 1 P: 13	1B: 7 2B: 0 3B: 1 HR: 1	SF: 0 SAC: 1 DP: 1 HBP: 0	WP: 0 PB: 0 SB: 0 CS: 1	PA: 42
<b>PITCHER</b>	IP WLS BF H R ER SO	IP WLS BF H R ER SO	IP WLS BF H R ER SO	IP WLS BF H R ER SO	IP WLS BF H R ER SO	IP WLS BF H R ER SO	IP WLS BF H R ER SO	IP WLS BF H R ER SO	IP WLS BF H R ER SO	IP WLS BF H R ER SO	IP WLS BF H R ER SO	IP WLS BF H R ER SO	IP WLS BF H R ER SO	IP WLS BF H R ER SO	IP WLS BF H R ER SO	IP WLS BF H R ER SO	ERA WHIP	ERA WHIP		
31 John Lannan, L ERA: 3.81	5.0	L	25	7	5	3	1	4	0	0	0	0	0	0	0	0	0	5.40	2.200	
23 Collin Balester, R ERA: 3.74	2.0		9	2	0	0	2	1	0	0	0	0	0	0	24	40	0.00	1.500		
63 Henry Alberto Rodriguez, R ERA: 4.37	1.0		4	0	0	0	2	1	0	0	0	0	0	13	20	0.00	1.000			
52 Ryan Mattheus, R ERA: 2.57	1.0		4	0	0	0	0	1	0	0	0	0	0	8	13	0.00	1.000			

Batter	1	2	3	4	5	6	7	8	9	AB	R	H	RBI	BB	SO	LOB	BOTTOM			
20 Ian Desmond, R OBP: 0.276, SLG: 0.320	F9		G4-3		FC6-4					4	0	0	0	0	1	1	Philadelphia Phillies @ Washington Nationals Nationals Park, Washington, DC Sat Aug 20 2011, 7:06 PM - 9:56 PM EDT Att: 44,685 - Partly Cloudy - 86 F			
24 Rick Ankiel, L OBP: 0.302, SLG: 0.366	K		P6		FC4-6					4	0	0	0	0	2	1				
11 Ryan Zimmerman, R OBP: 0.377, SLG: 0.483	1B									4	0	3	0	0	0	0				
38 Michael Morse, R OBP: 0.370, SLG: 0.558										3	0	1	0	1	1	1				
19 Lavnce Nix, L OBP: 0.295, SLG: 0.449	K									4	0	1	0	0	1	4				
28 Jayson Werth, R OBP: 0.331, SLG: 0.380	F8									4	0	1	0	0	1	1				
8 Danny Espinosa, S OBP: 0.311, SLG: 0.405	K									4	0	1	0	0	2	2				
3 Wilson Ramos, R OBP: 0.315, SLG: 0.403										3	0	0	0	0	1	1				
31 John Lannan, L OBP: 0.157, SLG: 0.167										2	0	1	0	0	1	0				
23 Collin Balester, R ERA: 3.51										0	0	0	0	0	0	0				
13 Alex Cora, L OBP: 0.298, SLG: 0.261										1	0	0	0	0	0	0				
63 Henry Alberto Rodriguez, R										0	0	0	0	0	0	0				
52 Ryan Mattheus, R										0	0	0	0	0	0	0				
<b>Inning Stats</b>	R: 0 E: 0 K: 2 S: 13	H: 2 LOB: 2 BB: 0 P: 15	R: 0 E: 0 K: 2 S: 10	H: 0 LOB: 0 BB: 0 P: 15	R: 0 E: 0 K: 1 S: 8	H: 0 LOB: 0 BB: 0 P: 10	R: 0 E: 0 K: 1 S: 13	H: 2 LOB: 2 BB: 1 P: 20	R: 0 E: 0 K: 0 S: 8	H: 1 LOB: 1 BB: 0 P: 14	R: 0 E: 0 K: 1 S: 10	H: 1 LOB: 1 BB: 0 P: 14	R: 0 E: 0 K: 2 S: 14	H: 1 LOB: 0 BB: 0 P: 20	R: 0 E: 0 K: 1 S: 11	H: 0 LOB: 0 BB: 0 P: 17	1B: 7 2B: 1 3B: 0 HR: 0	SF: 0 SAC: 0 DP: 1 HBP: 0	WP: 0 PB: 1 SB: 0 CS: 0	PA: 34
<b>PITCHER</b>	IP WLS BF H R ER SO	IP WLS BF H R ER SO	IP WLS BF H R ER SO	IP WLS BF H R ER SO	IP WLS BF H R ER SO	IP WLS BF H R ER SO	IP WLS BF H R ER SO	IP WLS BF H R ER SO	IP WLS BF H R ER SO	IP WLS BF H R ER SO	IP WLS BF H R ER SO	IP WLS BF H R ER SO	IP WLS BF H R ER SO	IP WLS BF H R ER SO	IP WLS BF H R ER SO	IP WLS BF H R ER SO	ERA WHIP	ERA WHIP		
44 Roy Oswalt, R	8.0	W	31	8	0	0	0	1	0	0	0	0	0	0	0	0	0.00	1.125		
40 Michael Stutes, R ERA: 3.33	1.0		3	0	0	0	1	0	0	0	0	0	0	11	17	0.00	0.000			









Batter	1	2	3	4	5	6	7	8	9	AB	R	H	RBI	BB	SO	LOB	TOP																
14 Ryan Roberts, R OBP: 0.352, SLG: 0.443										3	0	1	0	1	0	2	Arizona Diamondbacks @ Washington Nationals Nationals Park, Washington, DC Mon Aug 22 2011, 7:08 PM - 9:35 PM EDT Att: 19,377 - Clear - 79 F																
Kelly Johnson, L OBP: 0.297, SLG: 0.412										4	0	0	0	0	0	5																	
10 Justin Upton, R OBP: 0.370, SLG: 0.545										4	0	1	0	0	0	1																	
24 Chris Young, R OBP: 0.317, SLG: 0.413										3	0	0	0	1	1																		
44 Paul Goldschmidt, R OBP: 0.281, SLG: 0.467										4	0	0	0	0	1	3																	
1 Cody Ransom, R OBP: 0.243, SLG: 0.303										4	0	0	0	0	1	0																	
4 Collin Cowgill, R OBP: 0.235, SLG: 0.152										4	0	0	0	0	1	0																	
12 Henry Blanco, R OBP: 0.300, SLG: 0.494										4	1	2	1	0	1	0																	
34 Joe Saunders, L OBP: 0.250, SLG: 0.239										2	0	1	0	0	0	1																	
11 Sean Burroughs, L (7, PH) OBP: 0.264, SLG: 0.286										1	0	1	0	0	0	0																	
15 Micah Owings, R (7, I) OBP: 0.222, SLG: 0.222										0	0	0	0	0	0	0																	
29 Brad Ziegler, R (8, I)										0	0	0	0	0	0	0																	
<b>Inning Stats</b>	R: 0 E: 0 K: 1 S: 7	H: 1 LOB: 1 BB: 0 P: 12	R: 0 E: 0 K: 2 S: 7	H: 0 LOB: 0 BB: 8 P: 8	R: 0 E: 0 K: 0 S: 8	H: 1 LOB: 1 BB: 0 P: 12	R: 0 E: 0 K: 0 S: 4	H: 0 LOB: 0 BB: 0 P: 8	R: 0 E: 0 K: 0 S: 12	H: 2 LOB: 3 BB: 1 P: 18	R: 1 E: 0 K: 0 S: 12	H: 2 LOB: 2 BB: 1 P: 23	R: 0 E: 0 K: 0 S: 5	H: 0 LOB: 0 BB: 0 P: 9	R: 0 E: 0 K: 2 S: 8	H: 0 LOB: 0 BB: 0 P: 12	1B: 5 2B: 0 3B: 0 HR: 1	SF: 0 SAC: 0 DP: 0 HBP: 0	WP: 0 PB: 0 SB: 1 CS: 0	PA: 35													
<b>PITCHER</b>	IP WLS BF H R ER SO BB IBB HBP BLK WP HR S P ERA WHIP																																
48 Ross Detwiler, L (1, 1) ERA: 2.61	6.2	W 27	6	1	1	3	1	0	0	0	0	0	1	57	92	1.35	1.050																
63 Henry Alberto Rodriguez, R (1, 1) ERA: 4.34	0.1	H 2	0	0	0	0	1	0	0	0	0	0	0	4	10	0.00	3.000																
52 Ryan Mattheus, R (8, 1) ERA: 2.48	1.0	H 3	0	0	0	0	0	0	0	0	0	0	0	5	9	0.00	0.000																
22 Drew Storen, R (9, 1) ERA: 2.77	1.0	S 3	0	0	0	2	0	0	0	0	0	0	0	8	12	0.00	0.000																

Batter	1	2	3	4	5	6	7	8	9	AB	R	H	RBI	BB	SO	LOB	BOTTOM																	
20 Ian Desmond, R (1, 6) OBP: 0.277, SLG: 0.329										4	0	1	0	0	0	0	Arizona Diamondbacks @ Washington Nationals Nationals Park, Washington, DC Mon Aug 22 2011, 7:08 PM - 9:35 PM EDT Att: 19,377 - Clear - 79 F																	
43 Brian Bixler, R (7, 7) OBP: 0.254, SLG: 0.242										4	0	1	0	0	1	1																		
11 Ryan Zimmerman, R (1, 5) OBP: 0.376, SLG: 0.483										4	1	1	0	0	1	1																		
38 Michael Morse, R (1, 3) OBP: 0.374, SLG: 0.554										3	1	1	0	1	0	0																		
28 Jayson Werth, R (1, 9) OBP: 0.331, SLG: 0.388										4	2	2	3	0	0	1																		
8 Danny Espinosa, S (1, 4) OBP: 0.315, SLG: 0.412										2	0	0	0	2	0	1																		
30 Jonny Gomes, R (1, 7) OBP: 0.336, SLG: 0.393										3	0	1	1	0	1	1																		
63 Henry Alberto Rodriguez, R (1, 1) ERA: 2.61										0	0	0	0	0	0	0																		
52 Ryan Mattheus, R (8, 1) ERA: 2.48										0	0	0	0	0	0	0																		
22 Drew Storen, S (9, 1) ERA: 2.77										3	0	1	0	0	1	2																		
3 Wilson Ramos, R (1, 2) OBP: 0.316, SLG: 0.402										3	0	1	0	0	1	2																		
48 Ross Detwiler, R (1, 1) OBP: 0.100, SLG: 0.100										2	0	0	0	0	0	1																		
24 Rick Ankiel, L (7, 8) OBP: 0.302, SLG: 0.365										1	0	0	0	0	0	0																		
<b>Inning Stats</b>	R: 0 E: 0 K: 0 S: 4	H: 0 LOB: 0 BB: 0 P: 7	R: 1 E: 0 K: 0 S: 7	H: 2 LOB: 1 BB: 1 P: 15	R: 0 E: 0 K: 1 S: 8	H: 0 LOB: 0 BB: 0 P: 13	R: 3 E: 0 K: 1 S: 20	H: 3 LOB: 1 BB: 1 P: 32	R: 0 E: 0 K: 0 S: 5	H: 0 LOB: 1 BB: 1 P: 16	R: 0 E: 0 K: 1 S: 12	H: 1 LOB: 1 BB: 0 P: 22	R: 0 E: 0 K: 1 S: 10	H: 1 LOB: 1 BB: 0 P: 11	R: 0 E: 0 K: 1 S: 10	H: 1 LOB: 1 BB: 0 P: 11	1B: 6 2B: 1 3B: 0 HR: 1	SF: 0 SAC: 0 DP: 2 HBP: 0	WP: 0 PB: 0 SB: 0 CS: 0	PA: 33														
<b>PITCHER</b>	IP WLS BF H R ER SO BB IBB HBP BLK WP HR S P ERA WHIP																																	
34 Joe Saunders, L (1, 1) ERA: 3.98	6.0	L 25	6	4	4	2	3	0	0	0	0	0	0	1	53	90	6.00	1.500																
15 Micah Owings, R (7, 1) ERA: 2.6	1.0	4	1	0	0	1	0	0	0	0	0	0	0	12	22	0.00	1.000																	
29 Brad Ziegler, R (8, 1) ERA: 2.47	1.0	4	1	0	0	1	0	0	0	0	0	0	0	10	11	0.00	1.000																	

livebaseballscores.com

AB 33  
R 1  
H 6  
RBI 1  
BB 2  
SO 5  
LOB 13

livebaseballscores.com

AB 30  
R 4  
H 8  
RBI 4  
BB 3  
SO 4  
LOB 8



Batter	1	2	3	4	5	6	7	8	9	AB	R	H	RBI	BB	SO	LOB	TOP							
18 Willie Bloomquist, R (1.6) OBP: 0.311, SLG: 0.338										4	0	0	0	0	1	2								
8 Gerardo Parra, L (1.7) OBP: 0.349, SLG: 0.417										4	0	1	0	0	2	1								
10 Justin Upton, R (1.9) OBP: 0.370, SLG: 0.544										1	0	0	0	0	0	0								
4 Collin Cowgill, R (5.7)										2	0	0	0	0	1	0								
26 Miguel Montero, L (1.2) OBP: 0.343, SLG: 0.440										4	0	1	0	0	1	2								
14 Ryan Roberts, R (1.4) OBP: 0.349, SLG: 0.439										4	0	0	0	0	0	3								
37 Lyle Overbay, L (1.3) OBP: 0.300, SLG: 0.349										3	0	0	0	1	0	2								
24 Chris Young, R (1.8) OBP: 0.318, SLG: 0.411										2	1	0	0	2	1	1								
11 Sean Burroughs, L (1.5) OBP: 0.275, SLG: 0.330										4	1	2	2	0	0	0								
31 Ian Kennedy, R (1.1) OBP: 0.157, SLG: 0.163										3	0	2	0	0	1	0								
30 David Hernandez, R (8.1)										0	0	0	0	0	0	0								
44 Paul Goldschmidt, R (9. PH) OBP: 0.277, SLG: 0.459										1	0	0	0	0	0	2								
40 J.J. Putz, R (9.1)										0	0	0	0	0	0	0								
<b>Inning Stats</b>	R: 0 E: 0 K: 1 S: 10	H: 0 LOB: 0 BB: 0 P: 13	R: 0 E: 0 K: 1 S: 11	H: 0 LOB: 1 BB: 1 P: 18	R: 0 E: 0 K: 1 S: 9	H: 0 LOB: 0 BB: 0 P: 13	R: 0 E: 0 K: 0 S: 11	H: 1 LOB: 2 BB: 0 P: 18	R: 0 E: 0 K: 1 S: 12	H: 1 LOB: 1 BB: 0 P: 15	R: 0 E: 0 K: 0 S: 11	H: 1 LOB: 1 BB: 0 P: 18	R: 2 E: 0 K: 2 S: 14	H: 2 LOB: 1 BB: 1 P: 24	R: 0 E: 0 K: 1 S: 8	H: 0 LOB: 0 BB: 0 P: 12	R: 0 E: 0 K: 0 S: 10	H: 1 LOB: 1 BB: 1 P: 20	1B: 3 2B: 2 3B: 0 HR: 1	SF: 0 SAC: 0 DP: 1 HBP: 1	WP: 0 PB: 0 SB: 0 CS: 0	PA: 36		
<b>PITCHER</b>	IP	WLS	BF	H	R	ER	SO	BB	IBB	HBP	BLK	WP	HR	S	P	ERA	WHIP							
27 Jordan Zimmermann, R (1.1) ERA: 3.1	6.1	L	27	5	2	2	4	2	0	1	0	0	1	71	109	2.84	1.105							
36 Tyler Clippard, R (7.1) ERA: 1.54	0.2		2	0	0	0	2	0	0	0	0	0	0	7	10	0.00	0.000							
17 Sean Burnett, L (8.1) ERA: 4.5	1.1		6	1	0	0	1	1	0	0	0	0	0	14	26	0.00	1.500							
60 Todd Coffey, R (9.1) ERA: 3.99	0.2		1	0	0	0	0	0	0	0	0	0	0	4	6	0.00	0.000							

Arizona Diamondbacks @ Washington Nationals  
Nationals Park, Washington, DC  
Tue Aug 23 2011, 7:27 PM - 10:10 PM EDT  
Att. 17,029 - Clear - 81 F

AB 32  
R 2  
H 6  
RBI 2  
BB 3  
SO 7  
LOB 13



Batter	1	2	3	4	5	6	7	8	9	AB	R	H	RBI	BB	SO	LOB	BOTTOM							
20 Ian Desmond, R (1.6) OBP: 0.279, SLG: 0.331										4	0	2	0	0	0	0								
24 Rick Ankiel, L (1.8) OBP: 0.302, SLG: 0.361										3	0	0	0	1	2	1								
11 Ryan Zimmerman, R (1.5) OBP: 0.374, SLG: 0.480										4	0	1	0	0	1	4								
38 Michael Morse, R (1.3) OBP: 0.373, SLG: 0.550										3	0	0	0	0	1	4								
28 Jayson Werth, R (1.9) OBP: 0.332, SLG: 0.389										4	0	2	0	0	2	2								
43 Brian Bixler, R (9.9) OBP: 0.254, SLG: 0.242										0	0	0	0	0	0	0								
8 Danny Espinosa, S (1.4) OBP: 0.313, SLG: 0.409										3	0	0	0	0	0	3								
19 Laynce Nix, L (1.7) OBP: 0.295, SLG: 0.444										3	0	0	0	1	2	3								
3 Wilson Ramos, R (1.2) OBP: 0.315, SLG: 0.403										4	0	1	0	0	1	3								
27 Jordan Zimmermann, R (1.1) OBP: 0.233, SLG: 0.220										2	0	0	0	0	0	1								
36 Tyler Clippard, R (7.1) ERA: 3.09	1.0	H	3	0	0	0	1	0	0	0	0	0	0	0	0	0								
13 Alex Cora, L (7. PH) OBP: 0.282, SLG: 0.257	1.0	S	3	0	0	0	1	0	0	0	0	0	0	0	0	0								
17 Sean Burnett, L (8.1) OBP: 1.000, SLG: 1.000	1.0	S	3	0	0	0	1	0	0	0	0	0	0	0	0	0								
60 Todd Coffey, R (9.1) ERA: 2.78	1.0	S	3	0	0	0	1	0	0	0	0	0	0	0	0	0								
<b>Inning Stats</b>	R: 0 E: 0 K: 0 S: 10	H: 1 LOB: 1 BB: 0 P: 16	R: 0 E: 0 K: 1 S: 9	H: 1 LOB: 1 BB: 0 P: 13	R: 0 E: 0 K: 1 S: 9	H: 0 LOB: 0 BB: 0 P: 10	R: 0 E: 0 K: 2 S: 11	H: 1 LOB: 2 BB: 0 P: 22	R: 0 E: 0 K: 2 S: 14	H: 2 LOB: 3 BB: 1 P: 20	R: 0 E: 0 K: 0 S: 8	H: 1 LOB: 1 BB: 1 P: 13	R: 0 E: 0 K: 2 S: 7	H: 0 LOB: 0 BB: 0 P: 7	R: 0 E: 0 K: 1 S: 11	H: 0 LOB: 0 BB: 0 P: 14	R: 0 E: 0 K: 1 S: 7	H: 0 LOB: 0 BB: 0 P: 10	1B: 5 2B: 1 3B: 0 HR: 0	SF: 0 SAC: 1 DP: 1 HBP: 1	WP: 0 PB: 0 SB: 0 CS: 0	PA: 35		
<b>PITCHER</b>	IP	WLS	BF	H	R	ER	SO	BB	IBB	HBP	BLK	WP	HR	S	P	ERA	WHIP							
31 Ian Kennedy, R (1.1) ERA: 3.09	7.0	W	29	6	0	0	8	2	0	1	0	0	0	68	101	0.00	1.143							
30 David Hernandez, R (8.1) ERA: 2.72	1.0	H	3	0	0	0	1	0	0	0	0	0	0	11	14	0.00	0.000							
40 J.J. Putz, R (9.1) ERA: 2.78	1.0	S	3	0	0	0	1	0	0	0	0	0	0	7	10	0.00	0.000							

Arizona Diamondbacks @ Washington Nationals  
Nationals Park, Washington, DC  
Tue Aug 23 2011, 7:27 PM - 10:10 PM EDT  
Att. 17,029 - Clear - 81 F

AB 31  
R 0  
H 6  
RBI 0  
BB 2  
SO 10  
LOB 21





















Batter	1	2	3	4	5	6	7	8	9	10	11	12	13	14	AB	R	H	RBI	BB	SO	LOB	TOP										
20 Ian Desmond, R OBP: 0.289, SLG: 0.336															7	2	2	0	0	3	8											
28 Jayson Werth, R OBP: 0.330, SLG: 0.389															6	0	2	1	0	2	0											
24 Rick Ankiel, L OBP: 0.300, SLG: 0.357															7	1	3	1	0	2	2											
38 Michael Morse, R OBP: 0.372, SLG: 0.545															5	0	1	0	2	1	4											
8 Danny Espinosa, S OBP: 0.315, SLG: 0.408															6	1	1	1	1	1	4											
19 Laynce Nix, L OBP: 0.301, SLG: 0.460															3	0	1	0	0	0	0											
14 Chris Marrero, R OBP: 0.375, SLG: 0.375															4	0	2	0	0	1	3											
26 Jesus Flores, R OBP: 0.283, SLG: 0.357															6	0	1	0	1	3	3											
13 Alex Cobb, L OBP: 0.303, SLG: 0.354															2	0	1	0	0	0	1											
11 Ryan Zimmerman, R OBP: 0.339, SLG: 0.419															1	0	1	1	0	0	0											
22 Drew Storen, S OBP: 0.287, SLG: 0.319															0	0	0	0	0	0	0											
61 Livan Hernandez, R OBP: 0.287, SLG: 0.354															0	0	0	0	0	0	0											
63 Henry Alberto Rodriguez, R OBP: 0.287, SLG: 0.354															1	0	0	0	0	0	1											
23 Collin Balester, R OBP: 0.287, SLG: 0.354															0	0	0	0	0	0	0											
27 Jordan Zimmermann, R OBP: 0.303, SLG: 0.354															2	0	1	0	0	1	1											
32 Tom Gorzelanny, R OBP: 0.287, SLG: 0.354															0	0	0	0	0	0	0											
30 Tom Gorzelanny, R OBP: 0.287, SLG: 0.354															1	0	0	0	0	1	2											
60 Todd Coffey, R OBP: 0.287, SLG: 0.354															0	0	0	0	0	0	0											
17 Sean Burnett, L OBP: 0.287, SLG: 0.354															3	0	1	0	0	0	0											
43 Brian Stolar, R OBP: 0.287, SLG: 0.354															0	0	0	0	0	0	0											
<b>Inning Stats</b>	R: 1 E: 0 K: 1 S: 15	H: 2 LOB: 2 BB: 1 P: 24	R: 0 E: 0 K: 1 S: 11	H: 2 LOB: 0 BB: 0 P: 16	R: 0 E: 0 K: 2 S: 10	H: 0 LOB: 1 BB: 0 P: 16	R: 0 E: 0 K: 2 S: 10	H: 1 LOB: 1 BB: 0 P: 12	R: 1 E: 0 K: 1 S: 10	H: 3 LOB: 1 BB: 0 P: 16	R: 0 E: 0 K: 1 S: 10	H: 1 LOB: 2 BB: 0 P: 22	R: 0 E: 0 K: 1 S: 10	H: 0 LOB: 1 BB: 0 P: 13	R: 0 E: 0 K: 1 S: 10	H: 1 LOB: 1 BB: 0 P: 21	R: 1 E: 0 K: 1 S: 17	H: 2 LOB: 1 BB: 0 P: 23	R: 0 E: 0 K: 0 S: 11	H: 1 LOB: 2 BB: 2 P: 21	R: 0 E: 0 K: 0 S: 11	H: 1 LOB: 2 BB: 1 P: 18	R: 0 E: 0 K: 0 S: 7	H: 1 LOB: 1 BB: 0 P: 11	R: 0 E: 0 K: 1 S: 6	H: 1 LOB: 1 BB: 0 P: 10	R: 0 E: 0 K: 1 S: 6	H: 1 LOB: 1 BB: 0 P: 10	1B: 15 2B: 2 3B: 1 HR: 0	SF: 0 SAC: 2 DP: 2 HBP: 2	WP: 1 PB: 0 SB: 1 CS: 0	PA: 63

PITCHER	IP	WLS	BF	H	R	ER	SO	BB	IBB	HBP	BLK	WP	HR	S	P	ERA	WHIP
47 Johnny Cueto, R ERA: 2.05	7.0		31	9	2	2	11	2	0	0	0	0	0	74	119	2.57	1.429
54 Aroldis Chapman, L ERA: 3.86	1.0	B	5	1	1	2	1	0	0	0	0	1	0	13	21	9.00	2.000
40 Nick Masset, R ERA: 4.09	1.0		5	2	1	1	2	0	0	0	1	0	0	17	23	9.00	2.000
66 Logan Ondrusek, R ERA: 2.58	1.0		5	1	0	0	0	1	1	0	0	0	0	11	21	0.00	2.000
33 Jose Arredondo, R ERA: 3.24	3.0		13	3	0	0	3	1	0	0	0	0	0	28	41	0.00	1.333

Batter	1	2	3	4	5	6	7	8	9	10	11	12	13	14	AB	R	H	RBI	BB	SO	LOB	BOTTOM						
4 Brandon Phillips, R OBP: 0.346, SLG: 0.431															5	0	2	0	1	2	0							
15 Fred Lewis, L OBP: 0.325, SLG: 0.322															2	0	0	1	1	1	0							
17 Dave Sappelt, R OBP: 0.294, SLG: 0.293															4	0	1	0	0	0	4							
19 Joey Votto, L OBP: 0.440, SLG: 0.555															6	2	2	2	2	1	3							
32 Jay Bruce, L OBP: 0.342, SLG: 0.497															6	1	1	1	0	1	8							
21 Todd Frazier, R OBP: 0.294, SLG: 0.474															6	0	1	0	0	3	0							
6 Drew Stubbs, R OBP: 0.324, SLG: 0.382															5	0	1	0	1	2	1							
29 Ryan Hanigan, R OBP: 0.368, SLG: 0.371															4	1	3	0	2	1	1							
7 Paul Janish, R OBP: 0.295, SLG: 0.280															3	0	0	0	0	0	4							
16 Edgar Renteria, R OBP: 0.304, SLG: 0.341															3	0	0	0	0	1	4							
47 Johnny Cueto, R ERA: 2.05															2	0	1	0	0	1	0							
32 Tom Gorzelanny, R ERA: 3.27															0	0	0	0	0	0	0							
60 Todd Coffey, R ERA: 4.37															0	0	0	0	0	0	0							
17 Sean Burnett, L ERA: 4.31															0	0	0	0	0	0	0							
36 Tyler Clippard, R ERA: 1.88															0	0	0	0	0	0	0							
<b>Inning Stats</b>	R: 1 E: 0 K: 1 S: 12	H: 1 LOB: 0 BB: 0 P: 17	R: 0 E: 0 K: 1 S: 10	H: 2 LOB: 1 BB: 0 P: 16	R: 0 E: 0 K: 2 S: 8	H: 0 LOB: 0 BB: 0 P: 10	R: 1 E: 0 K: 1 S: 15	H: 1 LOB: 0 BB: 0 P: 20	R: 1 E: 0 K: 1 S: 14	H: 2 LOB: 3 BB: 1 P: 25	R: 0 E: 0 K: 1 S: 9	H: 0 LOB: 2 BB: 1 P: 19	R: 0 E: 0 K: 1 S: 12	H: 1 LOB: 1 BB: 0 P: 19	R: 1 E: 0 K: 1 S: 9	H: 2 LOB: 2 BB: 0 P: 26	R: 0 E: 0 K: 0 S: 9	H: 0 LOB: 2 BB: 2 P: 22	R: 0 E: 0 K: 0 S: 7	H: 1 LOB: 1 BB: 0 P: 13	R: 0 E: 0 K: 1 S: 8	H: 1 LOB: 0 BB: 0 P: 6	R: 1 E: 0 K: 0 S: 3	H: 1 LOB: 0 BB: 0 P: 6	1B: 7 2B: 5 3B: 0 HR: 4	SF: 0 SAC: 0 DP: 0 HBP: 1	WP: 1 PB: 0 SB: 1 CS: 1	PA: 57

PITCHER	IP	WLS	BF	H	R	ER	SO	BB	IBB	HBP	BLK	WP	HR	S	P	ERA	WHIP	
27 Jordan Zimmermann, R ERA: 3.18	4.1		20	6	3	3	6	1	0	1	0	0	0	55	81	6.23	1.615	
32 Tom Gorzelanny, L ERA: 4.37	0.2		2	0	0	0	1	0	0	0	0	0	0	4	7	0.00	0.000	
60 Todd Coffey, R ERA: 4.37	1.0		4	0	0	0	1	1	0	0	0	0	0	11	19	0.00	1.000	
17 Sean Burnett, L ERA: 4.31	1.0		5	2	0	0	0	0	1	0	0	0	0	9	17	0.00	2.000	
36 Tyler Clippard, R ERA: 1.88	1.0		4	1	0	0	2	0	0	0	0	0	0	12	19	0.00	1.000	
22 Drew Storen, R ERA: 2.87	1.0	B	4	2	1	1	2	0	0	0	0	0	0	1	9	15	9.00	2.000
63 Henry Alberto Rodriguez, R ERA: 3.06	2.0		10	0	0	0	2	3	1	0	0	1	0	21	48	0.00	1.500	
23 Collin Balester, R ERA: 3.91	2.0	L	8	3	1	1	1	0	0	0	0	0	1	20	36	4.50	1.500	

**Washington Nationals @ Cincinnati Reds**  
Great American Ball Park, Cincinnati, OH  
Sun Aug 28 2011, 1:12 PM - 6:27 PM EDT  
Att: 28,415 - Partly Cloudy - 77 F

livebaseballscorecards.com

AB: 54  
R: 17  
H: 14  
RBI: 4  
BB: 5  
SO: 19  
LOB: 32

**Washington Nationals @ Cincinnati Reds**  
Great American Ball Park, Cincinnati, OH  
Sun Aug 28 2011, 1:12 PM - 6:27 PM EDT  
Att: 28,415 - Partly Cloudy - 77 F

livebaseballscorecards.com

AB: 49  
R: 5  
H: 14  
RBI: 5  
BB: 7  
SO: 15  
LOB: 25











Batter	1	2	3	4	5	6	7	8	9	AB	R	H	RBI	BB	SO	LOB	TOP			
20 Ian Desmond, R OBP: 0.289, SLG: 0.336	G6-3		2B			G5-3		G4-3	K	5	0	1	0	0	1	3	Washington Nationals @ Atlanta Braves Turner Field, Atlanta, GA Thu Sep 01 2011, 7:12 PM - 9:59 PM EDT Att: 18,794 - Partly Cloudy - 91 F			
28 Jayson Werth, R OBP: 0.334, SLG: 0.395	G4-3		G5-4-3			HR		BB		2	1	2	1	2	0	0				
11 Ryan Zimmerman, R OBP: 0.359, SLG: 0.465	G4-3		G5-4-3			F9		BB		3	0	0	0	1	0	3				
38 Michael Morse, R OBP: 0.370, SLG: 0.554	K				F9	G1-3		E5		4	0	0	1	0	1	3				
19 Laynce Nix, L OBP: 0.294, SLG: 0.470		14B			F7			K		0	0	0	0	1	0	0				
24 Rick Ankiel, L OBP: 0.293, SLG: 0.349		BB								2	0	0	0	0	1	0				
17 Sean Burnett, L OBP: 0.299, SLG: 0.300										0	0	0	0	0	0	0				
60 Todd Coffey, R OBP: 0.286, SLG: 0.331										0	0	0	0	0	0	0				
26 Jesus Flores, R OBP: 0.286, SLG: 0.331										1	0	0	0	0	1	3				
36 Tyler Clippard, R OBP: 0.286, SLG: 0.331										0	0	0	0	0	0	0				
8 Danny Espinosa, S OBP: 0.313, SLG: 0.408	L6				G3			G4-3	K	4	0	0	0	0	1	4				
14 Chris Marrero, R OBP: 0.316, SLG: 0.278	G5-4-3					K		G6-3	K	4	0	1	0	0	2	0				
3 Wilson Ramos, R OBP: 0.315, SLG: 0.420	G5-4-3							K		4	0	2	0	0	1	2				
40 Chien-Ming Wang, R OBP: 0.327, SLG: 0.399									K	2	0	0	0	0	2	1				
30 Jonny Gomes, R OBP: 0.327, SLG: 0.399									K	2	1	1	0	0	1	1				
<b>Inning Stats</b>	R: 0 H: 1 E: 0 K: 1 S: 14	H: 1 LOB: 1 BB: 0 P: 19	R: 0 H: 1 E: 0 K: 0 S: 9	H: 1 LOB: 1 BB: 1 P: 18	R: 0 H: 1 E: 0 K: 1 S: 7	H: 1 LOB: 1 BB: 1 P: 14	R: 0 H: 0 E: 0 K: 0 S: 4	H: 0 LOB: 0 BB: 0 P: 8	R: 0 H: 1 E: 0 K: 2 S: 11	H: 1 LOB: 0 BB: 0 P: 14	R: 1 H: 1 E: 0 K: 1 S: 11	H: 0 LOB: 0 BB: 0 P: 11	R: 1 H: 1 E: 1 K: 2 S: 14	H: 1 LOB: 3 BB: 2 P: 28	R: 0 H: 1 E: 0 K: 3 S: 11	H: 1 LOB: 1 BB: 0 P: 16	1B: 4 2B: 2 3B: 0 HR: 1	SF: 0 SAC: 0 DP: 2 HBP: 0	WP: 1 PB: 0 SB: 1 CS: 0	PA: 37
<b>PITCHER</b>	IP WLS BF H R ER SO BB IBB HBP BLK WP HR S P ERA WHIP																			
15 Tim Hudson, R ERA: 3.05	6.0 W 23 5 1 1 5 2 0 0 0 0 1 1 56 86 1.50 1.167																			
34 Eric O'Flaherty, L ERA: 1.19	1.0 H 3 0 0 0 1 0 0 0 0 0 0 7 11 0.00 0.000																			
39 Jonny Venters, L ERA: 1.41	1.0 H 7 1 1 1 2 2 0 0 0 0 0 0 14 28 9.00 3.000																			
46 Craig Kimbrel, R ERA: 1.62	1.0 S 4 1 0 0 3 0 0 0 0 0 0 0 11 16 0.00 1.000																			

Batter	1	2	3	4	5	6	7	8	9	AB	R	H	RBI	BB	SO	LOB	BOTTOM			
24 Michael Bourn, L OBP: 0.357, SLG: 0.390	FC1-6		F7			G4-3		G4-3		3	0	1	0	1	0	0	Washington Nationals @ Atlanta Braves Turner Field, Atlanta, GA Thu Sep 01 2011, 7:12 PM - 9:59 PM EDT Att: 18,794 - Partly Cloudy - 91 F			
17 Jose Constanza, L OBP: 0.365, SLG: 0.422	FC1-6		L6			FC4-6		P6		4	0	0	0	0	2					
16 Brian McCann, L OBP: 0.360, SLG: 0.508	HR				G4-3	F8		BB		3	1	1	1	1	0	1				
26 Dan Uggla, R OBP: 0.306, SLG: 0.455	F8				10G3	2B		BB		2	2	1	0	2	0	0				
10 Chipper Jones, S OBP: 0.346, SLG: 0.475	HR				G3			F8	G3-1	4	1	1	1	0	0	4				
20 Eric Hinske, L OBP: 0.324, SLG: 0.433	G3-1									2	0	1	1	1	0	0				
5 Freddie Freeman, L OBP: 0.354, SLG: 0.463					22B	BB		K		1	0	0	0	0	1	0				
22 Jason Heyward, L OBP: 0.310, SLG: 0.401	G4-3				1B					4	1	2	0	0	0	2				
2 Alex Gonzalez, R OBP: 0.256, SLG: 0.341	P6				L6			SF8		3	0	1	2	0	0	2				
15 Tim Hudson, R OBP: 0.294, SLG: 0.470					G5-3			L3		2	0	0	0	0	0	0				
7 Brooks Conrad, S OBP: 0.236, SLG: 0.424										0	0	0	0	0	0	0				
23 Matt Diaz, R OBP: 0.299, SLG: 0.300										1	0	0	0	0	1	2				
34 Eric O'Flaherty, L OBP: 0.286, SLG: 0.331										0	0	0	0	0	0	0				
39 Jonny Venters, L OBP: 0.286, SLG: 0.331										0	0	0	0	0	0	0				
14 Martin Prado, R OBP: 0.286, SLG: 0.331										1	0	0	0	0	0	0				
46 Craig Kimbrel, R OBP: 0.286, SLG: 0.331										0	0	0	0	0	0	0				
<b>Inning Stats</b>	R: 1 H: 1 E: 0 K: 0 S: 7	H: 1 LOB: 0 BB: 1 P: 11	R: 1 H: 1 E: 0 K: 0 S: 6	H: 1 LOB: 0 BB: 0 P: 9	R: 0 H: 0 E: 0 K: 0 S: 7	H: 0 LOB: 0 BB: 0 P: 11	R: 1 H: 2 E: 0 K: 0 S: 11	H: 2 LOB: 2 BB: 1 P: 22	R: 0 H: 1 E: 0 K: 0 S: 7	H: 1 LOB: 1 BB: 0 P: 12	R: 1 H: 2 E: 0 K: 1 S: 14	H: 2 LOB: 2 BB: 1 P: 23	R: 0 H: 0 E: 0 K: 0 S: 13	H: 0 LOB: 2 BB: 2 P: 23	R: 1 H: 1 E: 0 K: 1 S: 11	H: 1 LOB: 0 BB: 0 P: 15	1B: 4 2B: 1 3B: 1 HR: 2	SF: 1 SAC: 0 DP: 0 HBP: 0	WP: 0 PB: 0 SB: 0 CS: 1	PA: 36
<b>PITCHER</b>	IP WLS BF H R ER SO BB IBB HBP BLK WP HR S P ERA WHIP																			
40 Chien-Ming Wang, R ERA: 4.19	5.2 L 26 7 4 4 4 3 0 0 0 0 0 0 49 83 6.35 1.765																			
17 Sean Burnett, L ERA: 4.22	1.0 4 0 0 0 1 1 0 0 0 0 0 0 15 23 0.00 1.000																			
60 Todd Coffey, R ERA: 3.78	0.1 2 0 0 0 0 1 0 0 0 0 0 0 1 5 0.00 3.000																			
36 Tyler Clippard, R ERA: 1.98	1.0 4 1 1 1 1 0 0 0 0 0 0 0 11 15 9.00 1.000																			

AB	33
R	2
H	7
RBI	2
BB	4
SO	11
LOB	20



AB	30
R	5
H	8
RBI	5
BB	5
SO	2
LOB	13





Batter	1	2	3	4	5	6	7	8	9	AB	R	H	RBI	BB	SO	LOB	TOP			
7 José Reyes, S OBP: 0.373, SLG: 0.498										5	1	1	0	0	1	1	<b>New York Mets @ Washington Nationals</b> Nationals Park, Washington, DC Fri Sep 02 2011, 7:08 PM - 9:47 PM EDT Att: 27,907 - Cloudy - 75 F			
2 Justin Turner, R OBP: 0.325, SLG: 0.354										5	1	1	0	0	3	1				
21 Lucas Duda, L OBP: 0.358, SLG: 0.487										4	2	2	1	0	1	2				
5 David Wright, R OBP: 0.366, SLG: 0.466										3	2	2	3	1	0	0				
16 Ángel Pagán, S OBP: 0.317, SLG: 0.376										4	0	1	2	0	0	1				
44 Jason Bay, R OBP: 0.314, SLG: 0.336										4	0	0	0	0	2	1				
6 Nick Evans, R OBP: 0.371, SLG: 0.500										4	1	2	1	0	0	2				
4 Mike Nickeas, R OBP: 0.263, SLG: 0.314										4	0	0	0	0	0	3				
43 R.A. Dickey, R OBP: 0.176, SLG: 0.160										3	0	0	0	0	0	1				
40 Tim Byrdak, L ERA: 3.83										0	0	0	0	0	0	0				
18 Ryota Igarashi, R ERA: 5.08										0	0	0	0	0	0	0				
64 Josh Stinson, R ERA: 3.71										0	0	0	0	1	0	0				
19 Daniel Herrera, L ERA: 3.81										0	0	0	0	0	0	0				
<b>Inning Stats</b>	R: 3 E: 0 K: 1 S: 11	H: 3 LOB: 0 BB: 0 P: 16	R: 1 E: 0 K: 0 S: 7	H: 1 LOB: 0 BB: 0 P: 10	R: 2 E: 1 K: 1 S: 16	H: 3 LOB: 2 BB: 0 P: 22	R: 0 E: 0 K: 1 S: 6	H: 0 LOB: 0 BB: 0 P: 8	R: 0 E: 0 K: 0 S: 4	H: 1 LOB: 1 BB: 0 P: 11	R: 1 E: 0 K: 0 S: 7	H: 1 LOB: 0 BB: 0 P: 13	R: 0 E: 0 K: 1 S: 6	H: 0 LOB: 0 BB: 0 P: 7	R: 0 E: 0 K: 2 S: 11	H: 0 LOB: 0 BB: 0 P: 20	1B: 5 2B: 2 3B: 0 HR: 3	SF: 0 SAC: 0 DP: 1 HBP: 0	WP: 0 PB: 0 SB: 0 CS: 0	PA: 38
<b>PITCHER</b>	IP WLS BF H R ER SO BB IBB HBP BLK WP HR S P ERA WHIP																			
48 Ross Detwiler, L ERA: 3.83	3.0 L 17 7 6 6 2 0 0 0 0 0 0 2 34 48 18.00 2.333																			
23 Collin Balester, R ERA: 3.68	4.0 14 2 1 1 2 1 0 0 0 0 0 1 25 46 2.25 0.750																			
60 Todd Coffey, R ERA: 2.71	1.0 3 0 0 0 1 0 0 0 0 0 0 6 7 0.00 0.000																			
63 Henry Alberto Rodriguez, R ERA: 3.81	1.0 4 0 0 0 2 1 0 0 0 0 0 0 11 20 0.00 1.000																			

AB	36
R	7
H	9
RBI	7
BB	2
SO	7
LOB	12



Batter	1	2	3	4	5	6	7	8	9	AB	R	H	RBI	BB	SO	LOB	BOTTOM					
20 Ian Desmond, R OBP: 0.290, SLG: 0.341										5	1	2	0	0	1	3	<b>New York Mets @ Washington Nationals</b> Nationals Park, Washington, DC Fri Sep 02 2011, 7:08 PM - 9:47 PM EDT Att: 27,907 - Cloudy - 75 F					
24 Rick Ankiel, L OBP: 0.296, SLG: 0.363										4	2	2	2	0	1	1						
30 Jonny Gomes, R OBP: 0.326, SLG: 0.398										4	0	1	0	0	0	1						
11 Ryan Zimmerman, R OBP: 0.358, SLG: 0.462										4	0	1	0	0	0	1						
38 Michael Morse, R OBP: 0.369, SLG: 0.551										4	0	1	1	0	1	2						
28 Jayson Werth, R OBP: 0.333, SLG: 0.394										4	0	1	0	0	0	1						
14 Chris Marrero, R OBP: 0.304, SLG: 0.273										4	0	1	0	0	2	1						
3 Wilson Ramos, R OBP: 0.317, SLG: 0.421										4	0	2	0	0	1	1						
13 Alex Cora, L OBP: 0.281, SLG: 0.253										4	0	1	0	0	0	4						
48 Ross Detwiler, R ERA: 3.6										0	0	0	0	0	0	0						
43 Brian Bixler, R OBP: 0.286, SLG: 0.289										1	0	0	0	0	0	0						
60 Todd Coffey, R ERA: 2.71										1	0	0	0	0	0	0						
63 Henry Alberto Rodriguez, R ERA: 3.81										0	0	0	0	0	0	0						
2 Roger Barnadina, L OBP: 0.311, SLG: 0.331										1	0	0	0	0	0	1						
<b>Inning Stats</b>	R: 1 E: 0 K: 0 S: 14	H: 2 LOB: 1 BB: 0 P: 21	R: 0 E: 0 K: 0 S: 9	H: 2 LOB: 2 BB: 0 P: 12	R: 0 E: 0 K: 0 S: 8	H: 0 LOB: 0 BB: 0 P: 13	R: 0 E: 0 K: 1 S: 11	H: 1 LOB: 1 BB: 0 P: 13	R: 2 E: 0 K: 0 S: 12	H: 2 LOB: 0 BB: 0 P: 19	R: 0 E: 0 K: 0 S: 11	H: 1 LOB: 2 BB: 0 P: 16	R: 0 E: 0 K: 3 S: 15	H: 2 LOB: 2 BB: 0 P: 22	R: 0 E: 0 K: 2 S: 8	H: 0 LOB: 0 BB: 0 P: 10	R: 0 E: 0 K: 1 S: 11	H: 2 LOB: 1 BB: 0 P: 16	1B: 9 2B: 1 3B: 1 HR: 1	SF: 0 SAC: 1 DP: 1 HBP: 0	WP: 0 PB: 0 SB: 0 CS: 0	PA: 38
<b>PITCHER</b>	IP WLS BF H R ER SO BB IBB HBP BLK WP HR S P ERA WHIP																					
43 R.A. Dickey, R ERA: 3.6	6.0 W 27 9 3 3 1 0 0 0 0 0 0 0 68 100 4.50 1.500																					
40 Tim Byrdak, L ERA: 3.34	0.2 2 0 0 0 2 0 0 0 0 0 0 0 6 7 0.00 0.000																					
18 Ryota Igarashi, R ERA: 5.08	0.1 2 1 0 0 1 0 0 0 0 0 0 0 6 9 0.00 3.000																					
64 Josh Stinson, R ERA: 3.71	1.2 6 2 0 0 2 0 0 0 0 0 0 0 15 20 0.00 1.200																					
19 Daniel Herrera, L ERA: 18.0	0.1 1 0 0 0 1 0 0 0 0 0 0 0 4 6 0.00 0.000																					

AB	37
R	3
H	12
RBI	3
BB	0
SO	7
LOB	16









Batter	1	2	3	4	5	6	7	8	9	AB	R	H	RBI	BB	SO	LOB	TOP						
11 Rubén Tejada, R OBP: 0.365, SLG: 0.336	L8		21 BB 1B		G4-6-3		F8		F8	5	0	1	2	0	0	1							
2 Justin Turner, R OBP: 0.324, SLG: 0.352	G1-3		F9			L9	5 BB 1B		F9	5	0	1	0	0	0	1							
21 Lucas Duda, L OBP: 0.355, SLG: 0.492	G3		5 C6-4 BB			HR			K	3	1	1	1	1	1	1							
5 David Wright, R OBP: 0.369, SLG: 0.468		G6-3	FC6-4			44 BB 22 BB 1B			1B	4	1	2	0	0	0	2							
16 Ángel Pagán, S OBP: 0.318, SLG: 0.376	L4			G4-3		44 BB 22 BB 1B			K	4	1	1	0	0	1	2							
44 Jason Bay, R OBP: 0.313, SLG: 0.342	F7			F8		22 BB 4 SH1-3 1B			G6-3	4	1	1	0	0	0	0							
3 Josh Satin, R OBP: 0.290, SLG: 0.200			34 SH3 4 BB 1B			4 SH1-3 1B			F7	2	1	1	0	0	0	1	AB 35						
22 Willie Harris, R OBP: 0.305, SLG: 0.312										1	0	1	2	0	0	0	R 6						
64 Josh Stinson, R OBP: 0.192, SLG: 0.349										0	0	0	0	0	0	0	H 11						
30 Josh Thayer, L OBP: 0.182, SLG: 0.349										1	0	0	0	0	0	0	RBI 6						
45 Jason Istringhausen, R OBP: 0.182, SLG: 0.349										0	0	0	0	0	0	0	BB 1						
39 Bobby Parnell, R OBP: 0.182, SLG: 0.349										0	0	0	0	0	0	0	SO 4						
4 Mike Nickeas, R OBP: 0.268, SLG: 0.316			34 SH3 11 BB 1B		G4-3	SH1-3			K	3	1	1	1	0	1	0	LOB 8						
34 Mike Pelfrey, R OBP: 0.157, SLG: 0.125																							
18 Ryota Igarashi, R OBP: 0.157, SLG: 0.125																							
6 Nick Evans, R OBP: 0.358, SLG: 0.512			11 BB 1B						L7	1	0	1	0	0	0	0							
										2	0	0	0	0	0	1							
<b>Inning Stats</b>	R: 0 E: 0 K: 0 S: 9	H: 0 LOB: 0 BB: 0 P: 12	R: 0 E: 0 K: 0 S: 6	H: 0 LOB: 0 BB: 0 P: 8	R: 2 E: 0 K: 0 S: 13	H: 3 LOB: 2 BB: 1 P: 25	R: 0 E: 0 K: 1 S: 5	H: 0 LOB: 0 BB: 0 P: 7	R: 0 E: 0 K: 0 S: 5	H: 1 LOB: 0 BB: 0 P: 6	R: 4 E: 0 K: 0 S: 17	H: 5 LOB: 1 BB: 0 P: 27	R: 0 E: 0 K: 2 S: 18	H: 2 LOB: 2 BB: 0 P: 22	R: 0 E: 0 K: 1 S: 8	H: 0 LOB: 0 BB: 0 P: 11	R: 0 E: 0 K: 0 S: 6	H: 0 LOB: 0 BB: 0 P: 8	1B: 10 2B: 0 3B: 0 HR: 1	SF: 0 SAC: 2 DP: 1 HBP: 0	WP: 0 PB: 0 SB: 0 CS: 0	PA: 38	
<b>PITCHER</b>	IP WLS BF H R ER SO BB IBB HBP BLK WP HR S P ERA WHIP	IP WLS BF H R ER SO BB IBB HBP BLK WP HR S P ERA WHIP	IP WLS BF H R ER SO BB IBB HBP BLK WP HR S P ERA WHIP	IP WLS BF H R ER SO BB IBB HBP BLK WP HR S P ERA WHIP	IP WLS BF H R ER SO BB IBB HBP BLK WP HR S P ERA WHIP	IP WLS BF H R ER SO BB IBB HBP BLK WP HR S P ERA WHIP	IP WLS BF H R ER SO BB IBB HBP BLK WP HR S P ERA WHIP	IP WLS BF H R ER SO BB IBB HBP BLK WP HR S P ERA WHIP	IP WLS BF H R ER SO BB IBB HBP BLK WP HR S P ERA WHIP	IP WLS BF H R ER SO BB IBB HBP BLK WP HR S P ERA WHIP	IP WLS BF H R ER SO BB IBB HBP BLK WP HR S P ERA WHIP	IP WLS BF H R ER SO BB IBB HBP BLK WP HR S P ERA WHIP	IP WLS BF H R ER SO BB IBB HBP BLK WP HR S P ERA WHIP	IP WLS BF H R ER SO BB IBB HBP BLK WP HR S P ERA WHIP	IP WLS BF H R ER SO BB IBB HBP BLK WP HR S P ERA WHIP	IP WLS BF H R ER SO BB IBB HBP BLK WP HR S P ERA WHIP	IP WLS BF H R ER SO BB IBB HBP BLK WP HR S P ERA WHIP	IP WLS BF H R ER SO BB IBB HBP BLK WP HR S P ERA WHIP	IP WLS BF H R ER SO BB IBB HBP BLK WP HR S P ERA WHIP	IP WLS BF H R ER SO BB IBB HBP BLK WP HR S P ERA WHIP	IP WLS BF H R ER SO BB IBB HBP BLK WP HR S P ERA WHIP	IP WLS BF H R ER SO BB IBB HBP BLK WP HR S P ERA WHIP	IP WLS BF H R ER SO BB IBB HBP BLK WP HR S P ERA WHIP

New York Mets @ Washington Nationals  
Nationals Park, Washington, DC  
Sun Sep 04 2011, 1:39 PM - 4:50 PM EDT  
Att: 29,679 - Partly Cloudy - 86 F

AB	35
R	6
H	11
RBI	6
BB	1
SO	4
LOB	8



Batter	1	2	3	4	5	6	7	8	9	AB	R	H	RBI	BB	SO	LOB	BOTTOM							
20 Ian Desmond, R OBP: 0.289, SLG: 0.345	G1-3		G2-3		G5-3		G6-4-3		F7	5	0	0	0	0	0	3								
2 Roger Bernadina, L OBP: 0.311, SLG: 0.362	F8					G6-3			G1-4-3	4	0	1	0	0	0	1								
63 Henry Alberto Rodriguez, R OBP: 0.182, SLG: 0.349						G4-3				0	0	0	0	0	0	0								
22 Drew Storen, S OBP: 0.182, SLG: 0.349										0	0	0	0	0	0	0								
43 Brian Bixler, R OBP: 0.286, SLG: 0.286			2B							1	0	0	0	0	0	0								
11 Ryan Zimmerman, R OBP: 0.356, SLG: 0.455	K		K			F7			L9	4	0	0	0	1	2	1								
										4	0	0	0	1	2	1								
28 Jayson Werth, R OBP: 0.333, SLG: 0.389	G1-3			24 BB 8 BB 2B		8 BB 24 S BB			P4	3	1	0	0	2	0	1								
										3	1	0	0	2	0	1								
24 Rick Ankiel, L OBP: 0.298, SLG: 0.363	G3			8 BB 14 G4-3 1B		8 BB BB			G6-3	3	1	1	0	1	0	0								
										3	1	1	0	1	0	0								
8 Danny Espinosa, S OBP: 0.320, SLG: 0.414			14 BB 1B		14 G4-3 3 BB 2B					3	1	3	1	1	0	0								
										3	1	3	1	1	0	0								
14 Chris Marrero, R OBP: 0.290, SLG: 0.241					G4-3		P6		L9	3	0	0	1	1	0	5								
										3	0	0	1	1	0	5								
3 Wilson Ramos, R OBP: 0.319, SLG: 0.428									F7	4	0	2	1	0	1	3								
										4	0	2	1	0	1	3								
61 Ivan Hernandez, R OBP: 0.217, SLG: 0.239					G4-3				G6-3	2	0	0	0	0	0	1								
60 Todd Coffey, R OBP: 0.217, SLG: 0.239										0	0	0	0	0	0	0								
13 Alex Cora, L OBP: 0.286, SLG: 0.253										0	0	0	0	1	0	0								
45 Doug Slaten, L OBP: 0.286, SLG: 0.253										0	0	0	0	0	0	0								
30 Jonny Gomes, R OBP: 0.327, SLG: 0.397										1	0	0	0	0	0	1								
										1	0	0	0	0	0	1								
<b>Inning Stats</b>	R: 0 E: 0 K: 1 S: 6	H: 0 LOB: 0 BB: 0 P: 9	R: 0 E: 0 K: 1 S: 10	H: 1 LOB: 2 BB: 1 P: 18	R: 0 E: 0 K: 1 S: 10	H: 1 LOB: 0 BB: 0 P: 14	R: 3 E: 0 K: 0 S: 23	H: 3 LOB: 1 BB: 1 P: 36	R: 0 E: 0 K: 0 S: 16	H: 0 LOB: 3 BB: 3 P: 31	R: 0 E: 0 K: 0 S: 8	H: 1 LOB: 1 BB: 1 P: 17	R: 0 E: 0 K: 0 S: 6	H: 0 LOB: 0 BB: 0 P: 12	R: 0 E: 0 K: 0 S: 8	H: 1 LOB: 0 BB: 0 P: 13	R: 0 E: 0 K: 0 S: 8	H: 0 LOB: 1 BB: 1 P: 13	1B: 3 2B: 4 3B: 0 HR: 0	SF: 0 SAC: 0 DP: 1 HBP: 0	WP: 0 PB: 0 SB: 2 CS: 0	PA: 40		
<b>PITCHER</b>	IP WLS BF H R ER SO BB IBB HBP BLK WP HR S P ERA WHIP	IP WLS BF H R ER SO BB IBB HBP BLK WP HR S P ERA WHIP	IP WLS BF H R ER SO BB IBB HBP BLK WP HR S P ERA WHIP	IP WLS BF H R ER SO BB IBB HBP BLK WP HR S P ERA WHIP	IP WLS BF H R ER SO BB IBB HBP BLK WP HR S P ERA WHIP	IP WLS BF H R ER SO BB IBB HBP BLK WP HR S P ERA WHIP	IP WLS BF H R ER SO BB IBB HBP BLK WP HR S P ERA WHIP	IP WLS BF H R ER SO BB IBB HBP BLK WP HR S P ERA WHIP	IP WLS BF H R ER SO BB IBB HBP BLK WP HR S P ERA WHIP	IP WLS BF H R ER SO BB IBB HBP BLK WP HR S P ERA WHIP	IP WLS BF H R ER SO BB IBB HBP BLK WP HR S P ERA WHIP	IP WLS BF H R ER SO BB IBB HBP BLK WP HR S P ERA WHIP	IP WLS BF H R ER SO BB IBB HBP BLK WP HR S P ERA WHIP	IP WLS BF H R ER SO BB IBB HBP BLK WP HR S P ERA WHIP	IP WLS BF H R ER SO BB IBB HBP BLK WP HR S P ERA WHIP	IP WLS BF H R ER SO BB IBB HBP BLK WP HR S P ERA WHIP	IP WLS BF H R ER SO BB IBB HBP BLK WP HR S P ERA WHIP	IP WLS BF H R ER SO BB IBB HBP BLK WP HR S P ERA WHIP	IP WLS BF H R ER SO BB IBB HBP BLK WP HR S P ERA WHIP	IP WLS BF H R ER SO BB IBB HBP BLK WP HR S P ERA WHIP	IP WLS BF H R ER SO BB IBB HBP BLK WP HR S P ERA WHIP	IP WLS BF H R ER SO BB IBB HBP BLK WP HR S P ERA WHIP	IP WLS BF H R ER SO BB IBB HBP BLK WP HR S P ERA WHIP	IP WLS BF H R ER SO BB IBB HBP BLK WP HR S P ERA WHIP

New York Mets @ Washington Nationals  
Nationals Park, Washington, DC  
Sun Sep 04 2011, 1:39 PM - 4:50 PM EDT  
Att: 29,679 - Partly Cloudy - 86 F

AB	33
R	3
H	7
RBI	3
BB	7
SO	3
LOB	16





Batter	1	2	3	4	5	6	7	8	9	AB	R	H	RBI	BB	SO	LOB	TOP			
9 Dee Strange-Gordon, L (1,6) OBP: 0.276, SLG: 0.318										5	0	0	0	0	3	3	<p>Los Angeles Dodgers @ Washington Nationals Nationals Park, Washington, DC Mon Sep 05 2011, 1:10 PM - 4:10 PM EDT Att: 25,518 - Overcast - 79 F</p> <p>livebaseballscorecards.com</p> <p>AB 35 R 2 H 9 RBI 2 BB 2 SO 8 LOB 15</p>			
14 Jamey Carroll, R (1,4) OBP: 0.355, SLG: 0.346										4	1	1	0	0	1	2				
52 Josh Lindblom, R (7,1)										0	0	0	0	0	0	0				
38 Ramon Troncoso, R (8,1)										0	0	0	0	0	0	0				
27 Matt Kemp, R (1,8) OBP: 0.400, SLG: 0.570										4	0	1	1	1	0	2				
33 Juan Rivera, R (1,9) OBP: 0.317, SLG: 0.381										3	0	1	0	1	0	1				
6 Aaron Miles, S (1,5) OBP: 0.314, SLG: 0.363										3	0	1	0	1	0	1				
46 Russell Mitchell, R (1,3) OBP: 0.270, SLG: 0.281										2	0	0	0	0	1	4				
7 James Loney, L (6,PH) OBP: 0.329, SLG: 0.385										2	0	1	0	0	0	0				
10 Tony Gwynn Jr., L (1,7) OBP: 0.304, SLG: 0.349										4	0	0	0	0	1	3				
17 A.J. Ellis, R (1,2) OBP: 0.410, SLG: 0.391										4	1	2	0	0	0	0				
18 Hiroki Kuroda, R (1,1) OBP: 0.175, SLG: 0.113										2	0	1	0	0	0	0				
12 Justin Sellers, R (7,PH) OBP: 0.326, SLG: 0.368										2	0	1	1	0	0	1				
<b>Inning Stats</b>	R: 1 H: 2 E: 0 K: 2 S: 16	H: 2 LOB: 2 BB: 1 P: 27	R: 0 H: 0 E: 0 K: 0 S: 9	H: 0 LOB: 0 BB: 0 P: 13	R: 0 H: 0 E: 0 K: 1 S: 9	H: 0 LOB: 0 BB: 0 P: 15	R: 0 H: 1 E: 1 K: 0 S: 10	H: 1 LOB: 1 BB: 0 P: 17	R: 0 H: 1 E: 0 K: 1 S: 13	H: 2 LOB: 2 BB: 0 P: 18	R: 0 H: 1 E: 0 K: 2 S: 12	H: 1 LOB: 1 BB: 0 P: 16	R: 0 H: 0 E: 0 K: 1 S: 16	H: 0 LOB: 0 BB: 0 P: 22	R: 1 H: 2 E: 0 K: 0 S: 9	H: 2 LOB: 1 BB: 0 P: 12	1B: 5 2B: 4 3B: 0 HR: 0	SF: 0 SAC: 0 DP: 1 HBP: 0	WP: 0 PB: 0 SB: 0 CS: 0	PA: 37
<b>PITCHER</b>	IP WLS BF H R ER SO BB IBB HBP BLK WP HR S P ERA WHIP																			
31 John Lannan, L (1,1) ERA: 3.48	5.1 W 22 5 1 1 4 2 0 0 0 0 0 0 61 94 1.69 1.312																			
23 Collin Balester, R (6,1) ERA: 3.64	0.1 H 2 1 0 0 0 0 0 0 0 0 0 0 5 9 0.00 3.000																			
32 Tom Gorzelanny, L (6,1) ERA: 4.35	1.0 H 4 1 0 0 2 0 0 0 0 0 0 0 12 14 0.00 1.000																			
36 Tyler Clippard, R (7,1) ERA: 2.04	1.1 4 0 0 0 2 0 0 0 0 0 0 0 19 27 0.00 0.000																			
17 Sean Burnett, L (9,1) ERA: 4.24	1.0 5 2 1 1 0 0 0 0 0 0 0 0 9 12 9.00 2.000																			

Batter	1	2	3	4	5	6	7	8	9	AB	R	H	RBI	BB	SO	LOB	BOTTOM			
20 Ian Desmond, R (1,6) OBP: 0.290, SLG: 0.352										5	2	2	1	0	2	2	<p>Los Angeles Dodgers @ Washington Nationals Nationals Park, Washington, DC Mon Sep 05 2011, 1:10 PM - 4:10 PM EDT Att: 25,518 - Overcast - 79 F</p> <p>livebaseballscorecards.com</p> <p>AB 37 R 7 H 12 RBI 7 BB 0 SO 12 LOB 10</p>			
24 Rick Ankiel, L (1,9) OBP: 0.301, SLG: 0.368										4	1	2	1	0	2	0				
11 Ryan Zimmerman, R (1,5) OBP: 0.352, SLG: 0.450										4	0	0	0	0	1	2				
38 Michael Morse, R (1,7) OBP: 0.369, SLG: 0.562										4	2	2	3	0	0	1				
28 Jayson Werth, R (1,8) OBP: 0.333, SLG: 0.394										4	2	1	1	0	0	0				
8 Danny Espinosa, S (1,4) OBP: 0.318, SLG: 0.410										4	0	0	0	0	4	1				
14 Chris Marrero, R (1,3) OBP: 0.324, SLG: 0.291										3	0	2	0	0	0	0				
36 Tyler Clippard, R (7,1) OBP: 0.326, SLG: 0.395										0	0	0	0	0	0	0				
30 Jonny Gomes, R (8,PH) OBP: 0.326, SLG: 0.395										1	0	0	0	0	0	1				
17 Sean Burnett, L (9,1) OBP: 1.000, SLG: 1.000										4	0	2	1	0	1	2				
3 Wilson Ramos, R (1,2) OBP: 0.321, SLG: 0.432										2	0	0	0	0	2	1				
31 John Lannan, L (1,1) OBP: 0.140, SLG: 0.148										0	0	0	0	0	0	0				
23 Collin Balester, R (6,1) ERA: 3.18										0	0	0	0	0	0	0				
32 Tom Gorzelanny, R (6,1) OBP: 0.172, SLG: 0.111										0	0	0	0	0	0	0				
13 Alex Cora, L (7,3) OBP: 0.288, SLG: 0.264										2	0	1	0	0	0	0				
<b>Inning Stats</b>	R: 4 H: 5 E: 0 K: 2 S: 22	H: 5 LOB: 1 BB: 0 P: 32	R: 0 H: 0 E: 0 K: 2 S: 10	H: 0 LOB: 0 BB: 0 P: 15	R: 0 H: 0 E: 0 K: 0 S: 7	H: 0 LOB: 0 BB: 0 P: 10	R: 0 H: 1 E: 0 K: 2 S: 11	H: 1 LOB: 1 BB: 0 P: 17	R: 0 H: 0 E: 0 K: 2 S: 9	H: 0 LOB: 0 BB: 0 P: 14	R: 1 H: 2 E: 0 K: 1 S: 15	H: 2 LOB: 1 BB: 0 P: 26	R: 1 H: 2 E: 0 K: 1 S: 10	H: 2 LOB: 1 BB: 0 P: 17	R: 1 H: 2 E: 1 K: 2 S: 19	H: 2 LOB: 2 BB: 0 P: 29	1B: 5 2B: 3 3B: 0 HR: 4	SF: 0 SAC: 0 DP: 0 HBP: 0	WP: 0 PB: 0 SB: 0 CS: 0	PA: 37
<b>PITCHER</b>	IP WLS BF H R ER SO BB IBB HBP BLK WP HR S P ERA WHIP																			
18 Hiroki Kuroda, R (1,1) ERA: 3.18	6.0 L 26 8 5 5 9 0 0 0 0 0 0 0 4 74 7.50 1.333																			
52 Josh Lindblom, R (7,1) ERA: 2.49	1.0 5 2 1 1 1 0 0 0 0 0 0 0 10 17 9.00 2.000																			
38 Ramon Troncoso, R (8,1) ERA: 5.89	1.0 6 2 1 0 2 0 0 0 0 0 0 0 0 19 29 0.00 2.000																			





Batter	1	2	3	4	5	6	7	8	9	AB	R	H	RBI	BB	SO	LOB	TOP
9 Dee Strange-Gordon, L (1.6) OBP: 0.289, SLG: 0.336										5	1	3	0	0	0	0	<b>Los Angeles Dodgers @ Washington Nationals</b> <b>Nationals Park, Washington, DC</b> Tue Sep 06 2011, 7:11 PM - 11:16 PM EDT Att: 29,092 - Overcast - 63 F
7 James Loney, L (1.3) OBP: 0.327, SLG: 0.385										5	1	1	0	0	2	4	
27 Matt Kemp, R (1.8) OBP: 0.400, SLG: 0.567										4	2	1	1	1	1	1	
33 Juan Rivera, R (1.7) OBP: 0.321, SLG: 0.383										3	0	2	0	1	0	1	
10 Tony Gwynn Jr., L (8, PR) OBP: 0.307, SLG: 0.349										0	0	0	0	1	0	0	
16 Andre Ethier, L (1.9) OBP: 0.368, SLG: 0.421										5	1	2	4	0	2	2	
6 Aaron Miles, S (1.5) OBP: 0.316, SLG: 0.364										4	1	2	0	0	1	0	
28 Rod Barajas, R (1.2) OBP: 0.289, SLG: 0.446										4	0	1	2	0	0	3	
12 Justin Sellers, R (1.4) OBP: 0.311, SLG: 0.350										4	0	0	0	0	0	2	
29 Ted Lilly, L (1.1) OBP: 0.289, SLG: 0.336										1	1	1	0	0	0	0	
14 Javy Guerra, R (9.1) OBP: 0.291, SLG: 0.351										4	0	1	0	1	2	1	
28 Jason Werth, R (1.8) OBP: 0.333, SLG: 0.391										3	0	0	1	1	1	4	
11 Ryan Zimmerman, R (1.5) OBP: 0.353, SLG: 0.449										5	0	2	0	0	3	2	
38 Michael Morse, R (1.7) OBP: 0.366, SLG: 0.556										5	0	0	0	0	4	7	
30 Jonny Gomes, R (1.9) OBP: 0.326, SLG: 0.392										2	0	0	0	0	1	0	
41 Brad Peacock, R (6.1) ERA: 3.29										0	0	0	0	0	0	0	
59 Atahualpa Severino, L (7.1) ERA: 9.75										0	0	0	0	0	0	0	
63 Henry Alberto Rodriguez, R (1.1) ERA: 3.92										0	0	0	0	0	0	0	
29 Yunesky Maya, R (9.1) ERA: 5.88										0	0	0	0	0	0	0	
29 Yunesky Maya, R (9.1) ERA: 5.88										0	0	0	0	0	0	0	
45 Doug Staten, L (6.1) ERA: 3.29										0	0	0	0	0	0	0	
41 Brad Peacock, R (6.1) ERA: 3.29										0	0	0	0	0	0	0	
59 Atahualpa Severino, L (7.1) ERA: 9.75										0	0	0	0	0	0	0	
63 Henry Alberto Rodriguez, R (1.1) ERA: 3.92										0	0	0	0	0	0	0	
37 Stephen Strasburg, R (1.1) ERA: 4.37										0	0	0	0	0	0	0	
55 Matt Guerrier, R (6.1) ERA: 3.07										0	0	0	0	0	0	0	
56 Hung-Chih Kuo, L (6.1) ERA: 9.14										0	0	0	0	0	0	0	
74 Kenley Jansen, R (7.1) ERA: 3.3										0	0	0	0	0	0	0	
66 Mike MacDougal, R (8.1) ERA: 1.92										0	0	0	0	0	0	0	
20 Ian Desmond, R (1.6) OBP: 0.291, SLG: 0.351										4	0	1	0	1	2	1	
28 Jason Werth, R (1.8) OBP: 0.333, SLG: 0.391										3	0	0	1	1	1	4	
11 Ryan Zimmerman, R (1.5) OBP: 0.353, SLG: 0.449										5	0	2	0	0	3	2	
38 Michael Morse, R (1.7) OBP: 0.366, SLG: 0.556										5	0	0	0	0	4	7	
30 Jonny Gomes, R (1.9) OBP: 0.326, SLG: 0.392										2	0	0	0	0	1	0	
41 Brad Peacock, R (6.1) ERA: 3.29										0	0	0	0	0	0	0	
59 Atahualpa Severino, L (7.1) ERA: 9.75										0	0	0	0	0	0	0	
63 Henry Alberto Rodriguez, R (1.1) ERA: 3.92										0	0	0	0	0	0	0	
29 Yunesky Maya, R (9.1) ERA: 5.88										0	0	0	0	0	0	0	
45 Doug Staten, L (6.1) ERA: 3.29										0	0	0	0	0	0	0	
41 Brad Peacock, R (6.1) ERA: 3.29										0	0	0	0	0	0	0	
59 Atahualpa Severino, L (7.1) ERA: 9.75										0	0	0	0	0	0	0	
63 Henry Alberto Rodriguez, R (1.1) ERA: 3.92										0	0	0	0	0	0	0	
37 Stephen Strasburg, R (1.1) ERA: 4.37										0	0	0	0	0	0	0	
55 Matt Guerrier, R (6.1) ERA: 3.07										0	0	0	0	0	0	0	
56 Hung-Chih Kuo, L (6.1) ERA: 9.14										0	0	0	0	0	0	0	
74 Kenley Jansen, R (7.1) ERA: 3.3										0	0	0	0	0	0	0	
66 Mike MacDougal, R (8.1) ERA: 1.92										0	0	0	0	0	0	0	
20 Ian Desmond, R (1.6) OBP: 0.291, SLG: 0.351										4	0	1	0	1	2	1	
28 Jason Werth, R (1.8) OBP: 0.333, SLG: 0.391										3	0	0	1	1	1	4	
11 Ryan Zimmerman, R (1.5) OBP: 0.353, SLG: 0.449										5	0	2	0	0	3	2	
38 Michael Morse, R (1.7) OBP: 0.366, SLG: 0.556										5	0	0	0	0	4	7	
30 Jonny Gomes, R (1.9) OBP: 0.326, SLG: 0.392										2	0	0	0	0	1	0	
41 Brad Peacock, R (6.1) ERA: 3.29										0	0	0	0	0	0	0	
59 Atahualpa Severino, L (7.1) ERA: 9.75										0	0	0	0	0	0	0	
63 Henry Alberto Rodriguez, R (1.1) ERA: 3.92										0	0	0	0	0	0	0	
29 Yunesky Maya, R (9.1) ERA: 5.88										0	0	0	0	0	0	0	
45 Doug Staten, L (6.1) ERA: 3.29										0	0	0	0	0	0	0	
41 Brad Peacock, R (6.1) ERA: 3.29										0	0	0	0	0	0	0	
59 Atahualpa Severino, L (7.1) ERA: 9.75																	







Batter	1	2	3	4	5	6	7	8	9	AB R H RBI BB SO LOB	TOP																								
											Los Angeles Dodgers @ Washington Nationals Nationals Park, Washington, DC Thu Sep 08 2011, 3:33 AM EDT <a href="http://livebaseballscorecards.com">livebaseballscorecards.com</a>																								
		<b>AB</b> 0 <b>R</b> 0 <b>H</b> 0 <b>RBI</b> 0 <b>BB</b> 0 <b>SO</b> 0 <b>LOB</b> 0																																	
																																			
Inning Stats										1B: 0 SF: 0 2B: 0 SAC: 0 3B: 0 DP: 0 HR: 0 HBP: 0	WP: 0 PA: 0 FB: 0 SB: 0 CS: 0																								
PITCHER	IP	WLS	BF	H	R	ER	SO	BB	IBB	HBP	BLK	WP	HR	S	P	ERA	WHIP	PITCHER	IP	WLS	BF	H	R	ER	SO	BB	IBB	HBP	BLK	WP	HR	S	P	ERA	WHIP

Batter	1	2	3	4	5	6	7	8	9	AB R H RBI BB SO LOB	BOTTOM																								
											Los Angeles Dodgers @ Washington Nationals Nationals Park, Washington, DC Thu Sep 08 2011, 3:33 AM EDT <a href="http://livebaseballscorecards.com">livebaseballscorecards.com</a>																								
		<b>AB</b> 0 <b>R</b> 0 <b>H</b> 0 <b>RBI</b> 0 <b>BB</b> 0 <b>SO</b> 0 <b>LOB</b> 0																																	
																																			
Inning Stats										1B: 0 SF: 0 2B: 0 SAC: 0 3B: 0 DP: 0 HR: 0 HBP: 0	WP: 0 PA: 0 FB: 0 SB: 0 CS: 0																								
PITCHER	IP	WLS	BF	H	R	ER	SO	BB	IBB	HBP	BLK	WP	HR	S	P	ERA	WHIP	PITCHER	IP	WLS	BF	H	R	ER	SO	BB	IBB	HBP	BLK	WP	HR	S	P	ERA	WHIP



















Batter	1	2	3	4	5	6	7	8	9	AB	R	H	RBI	BB	SO	LOB	TOP					
20 Ian Desmond, R OBP: 0.290, SLG: 0.353										5	1	2	0	0	2	0						
24 Rick Ankiel, L OBP: 0.306, SLG: 0.381										5	1	2	1	0	1	2						
11 Ryan Zimmerman, R (1.5)										5	0	1	1	0	1	2						
38 Michael Morse, R OBP: 0.363, SLG: 0.550										4	0	1	1	0	0	2						
28 Javson Werth, R OBP: 0.336, SLG: 0.397										3	0	1	0	1	1	0						
8 Danny Espinosa, S OBP: 0.318, SLG: 0.408										3	0	2	0	1	0	1						
14 Chris Marrero, R OBP: 0.339, SLG: 0.351										4	0	1	0	0	1	5						
3 Wilson Ramos, R OBP: 0.327, SLG: 0.424										4	0	0	0	0	1	2						
40 Chien-Ming Wang, R 13 Alex Cora, L 45 Doug Stuten, L 59 Craig Stammen, R 59 Atahualpa Severino, L 60 Todd Coffey, R 17 Sean Burnett, L 1 Steve Lombardozzi, S 22 Drew Storen, S										1	0	0	0	0	0	0						
<b>Inning Stats</b>	R: 0 E: 0 K: 2 S: 9	H: 0 LOB: 0 BB: 0 P: 11	R: 0 E: 0 K: 0 S: 8	H: 1 LOB: 1 BB: 0 P: 13	R: 0 E: 0 K: 1 S: 7	H: 0 LOB: 0 BB: 0 P: 10	R: 0 E: 0 K: 1 S: 10	H: 0 LOB: 0 BB: 0 P: 13	R: 0 E: 0 K: 0 S: 7	H: 2 LOB: 1 BB: 0 P: 12	R: 2 E: 0 K: 1 S: 22	H: 3 LOB: 3 BB: 2 P: 39	R: 1 E: 0 K: 1 S: 13	H: 3 LOB: 2 BB: 0 P: 14	R: 0 E: 0 K: 2 S: 10	H: 1 LOB: 1 BB: 0 P: 16	R: 0 E: 0 K: 1 S: 12	H: 1 LOB: 1 BB: 0 P: 19	1B: 9 2B: 2 3B: 0 HR: 0	SF: 0 SAC: 0 DP: 0 HBP: 0	WP: 0 PB: 0 SB: 0 CS: 1	PA: 39
<b>PITCHER</b>	IP: 5.2 WLS: 24 BF: 6 H: 2 R: 2 ER: 2 SO: 5 BB: 2 IBB: 0 HBP: 0 BLK: 0 WP: 0 HR: 0 S: 60 P: 95 ERA: 3.18 WHIP: 1.412	IP: 0.1 WLS: 1 BF: 3 H: 0 R: 0 ER: 0 SO: 1 BB: 0 IBB: 0 HBP: 0 BLK: 0 WP: 0 HR: 0 S: 9 P: 31 ERA: 0.00 WHIP: 1.000	IP: 0.1 WLS: 3 BF: 2 H: 0 R: 0 ER: 0 SO: 1 BB: 0 IBB: 0 HBP: 0 BLK: 0 WP: 0 HR: 0 S: 3 P: 3 ERA: 0.00 WHIP: 0.000	IP: 0.1 WLS: 1 BF: 0 H: 0 R: 0 ER: 0 SO: 0 BB: 0 IBB: 0 HBP: 0 BLK: 0 WP: 0 HR: 0 S: 1 P: 1 ERA: 0.00 WHIP: 0.000	IP: 2.0 WLS: 8 BF: 2 H: 0 R: 0 ER: 0 SO: 3 BB: 0 IBB: 0 HBP: 0 BLK: 0 WP: 0 HR: 20 S: 31 ERA: 0.00 WHIP: 1.000	IP: 0.1 WLS: 2 BF: 1 H: 0 R: 0 ER: 0 SO: 0 BB: 0 IBB: 0 HBP: 0 BLK: 0 WP: 0 HR: 0 S: 2 P: 2 ERA: 4.5 WHIP: 3.000																

Washington Nationals @ New York Mets  
Citi Field, Flushing, NY  
Tue Sep 13 2011, 7:13 PM - 10:20 PM EDT  
Att: 25,359 - Partly Cloudy - 78 F

AB	37
R	3
H	11
RBI	3
BB	2
SO	9
LOB	14



Batter	1	2	3	4	5	6	7	8	9	AB	R	H	RBI	BB	SO	LOB	BOTTOM					
7 José Reyes, S OBP: 0.376, SLG: 0.487										4	1	3	0	1	0	0						
11 Rubén Tejada, R OBP: 0.352, SLG: 0.322										5	1	2	0	0	0	2						
21 Lucas Duda, L OBP: 0.353, SLG: 0.468										5	0	3	1	0	1	3						
5 David Wright, R OBP: 0.358, SLG: 0.445										4	0	0	0	0	2	4						
16 Ángel Pagán, S OBP: 0.321, SLG: 0.383										3	0	1	0	1	1	1						
22 Willie Harris, L OBP: 0.350, SLG: 0.312										3	0	1	0	0	0	1						
6 Nick Evans, R OBP: 0.328, SLG: 0.443										4	0	0	0	0	2	5						
30 Josh Thole, L OBP: 0.344, SLG: 0.343										4	0	1	0	0	1	2						
35 Dillon Gee, R 27 Pedro Beato, R 23 Mike Baxter, L 36 Dale Thayer, R 40 Tim Byrdak, L 39 Bobby Parnell, R 19 Daniel Herrera, L 20 Jason Pridie, L										2	0	0	0	0	1	1						
<b>Inning Stats</b>	R: 0 E: 0 K: 0 S: 6	H: 1 LOB: 1 BB: 0 P: 10	R: 0 E: 0 K: 0 S: 4	H: 1 LOB: 0 BB: 0 P: 9	R: 0 E: 0 K: 0 S: 9	H: 1 LOB: 1 BB: 0 P: 13	R: 0 E: 0 K: 2 S: 13	H: 2 LOB: 2 BB: 0 P: 19	R: 2 E: 0 K: 1 S: 14	H: 4 LOB: 1 BB: 0 P: 21	R: 0 E: 0 K: 1 S: 10	H: 0 LOB: 1 BB: 1 P: 22	R: 0 E: 0 K: 1 S: 6	H: 0 LOB: 1 BB: 1 P: 12	R: 0 E: 0 K: 0 S: 7	H: 0 LOB: 0 BB: 0 P: 11	R: 0 E: 0 K: 3 S: 12	H: 2 LOB: 2 BB: 0 P: 14	1B: 10 2B: 1 3B: 0 HR: 0	SF: 0 SAC: 0 DP: 1 HBP: 1	WP: 1 PB: 0 SB: 0 CS: 0	PA: 39
<b>PITCHER</b>	IP: 5.0 WLS: 22 BF: 9 H: 2 R: 2 ER: 2 SO: 4 BB: 1 IBB: 0 HBP: 0 BLK: 0 WP: 1 HR: 0 S: 46 P: 72 ERA: 3.60 WHIP: 1.800	IP: 0.0 WLS: 2 BF: 0 H: 0 R: 0 ER: 0 SO: 0 BB: 0 IBB: 0 HBP: 0 BLK: 0 WP: 0 HR: 0 S: 18 P: 18 ERA: 0.00 WHIP: 0.750	IP: 1.1 WLS: 5 BF: 0 H: 0 R: 0 ER: 0 SO: 1 BB: 1 IBB: 0 HBP: 0 BLK: 0 WP: 0 HR: 9 S: 18 P: 18 ERA: 0.00 WHIP: 0.750	IP: 0.1 WLS: 1 BF: 0 H: 0 R: 0 ER: 0 SO: 0 BB: 0 IBB: 0 HBP: 0 BLK: 0 WP: 0 HR: 1 S: 1 P: 1 ERA: 0.00 WHIP: 0.000	IP: 0.1 WLS: 1 BF: 0 H: 0 R: 0 ER: 0 SO: 1 BB: 0 IBB: 0 HBP: 0 BLK: 0 WP: 0 HR: 3 S: 5 P: 5 ERA: 0.00 WHIP: 0.000	IP: 1.0 WLS: 3 BF: 3 H: 0 R: 0 ER: 0 SO: 0 BB: 0 IBB: 0 HBP: 0 BLK: 0 WP: 0 HR: 0 S: 7 P: 11 ERA: 0.00 WHIP: 0.000	IP: 1.0 WLS: 5 BF: 2 H: 0 R: 0 ER: 0 SO: 3 BB: 0 IBB: 0 HBP: 0 BLK: 0 WP: 0 HR: 12 S: 14 P: 14 ERA: 0.00 WHIP: 2.000															

Washington Nationals @ New York Mets  
Citi Field, Flushing, NY  
Tue Sep 13 2011, 7:13 PM - 10:20 PM EDT  
Att: 25,359 - Partly Cloudy - 78 F

AB	36
R	2
H	11
RBI	1
BB	2
SO	9
LOB	21





Batter	1	2	3	4	5	6	7	8	9	AB	R	H	RBI	BB	SO	LOB	TOP			
20 Ian Desmond, R OBP: 0.290, SLG: 0.352										4	1	1	0	0	0	0				
24 Rick Ankiel, L OBP: 0.306, SLG: 0.377										3	0	0	0	1	0	1				
11 Ryan Zimmerman, R OBP: 0.353, SLG: 0.456										2	1	0	0	2	0	2				
38 Michael Morse, R OBP: 0.362, SLG: 0.547										4	0	1	1	0	1	2				
36 Tyler Clippard, R										4	0	1	1	0	0	1				
22 Drew Storen, S										4	0	1	1	0	0	1				
28 Jayson Werth, R OBP: 0.335, SLG: 0.395										4	0	1	0	0	2	2				
8 Danny Espinosa, S OBP: 0.317, SLG: 0.406										4	0	1	0	0	2	2				
14 Chris Marrero, R OBP: 0.348, SLG: 0.361										4	0	2	0	0	1	1				
26 Jesus Flores, R OBP: 0.288, SLG: 0.360										4	0	0	0	0	1	2				
41 Brad Peacock, R										2	0	0	0	0	2	0				
32 Tom Gorzelanny, R OBP: 0.167, SLG: 0.107										1	0	0	0	0	1	0				
2 Roger Bernadina, L OBP: 0.311, SLG: 0.362										0	0	0	0	0	0	0				
<b>Inning Stats</b>	R: 0 E: 0 K: 1 S: 9	H: 1 LOB: 1 BB: 1 P: 16	R: 0 E: 0 K: 1 S: 11	H: 1 LOB: 1 BB: 0 P: 17	R: 2 E: 1 K: 1 S: 17	H: 2 LOB: 2 BB: 1 P: 24	R: 0 E: 0 K: 1 S: 10	H: 1 LOB: 0 BB: 0 P: 12	R: 0 E: 0 K: 0 S: 7	H: 1 LOB: 1 BB: 0 P: 8	R: 0 E: 0 K: 2 S: 8	H: 0 LOB: 0 BB: 0 P: 10	R: 0 E: 0 K: 0 S: 4	H: 0 LOB: 1 BB: 1 P: 10	R: 0 E: 0 K: 2 S: 8	H: 0 LOB: 0 BB: 0 P: 13	1B: 6 2B: 1 3B: 0 HR: 0	SF: 0 SAC: 0 DP: 2 HBP: 0	WP: 0 PB: 0 SB: 1 CS: 1	PA: 35
<b>PITCHER</b>	IP WLS BF H R ER SO BB IBB HBP BLK WP HR S P ERA WHIP	IP WLS BF H R ER SO BB IBB HBP BLK WP HR S P ERA WHIP	IP WLS BF H R ER SO BB IBB HBP BLK WP HR S P ERA WHIP	IP WLS BF H R ER SO BB IBB HBP BLK WP HR S P ERA WHIP	IP WLS BF H R ER SO BB IBB HBP BLK WP HR S P ERA WHIP	IP WLS BF H R ER SO BB IBB HBP BLK WP HR S P ERA WHIP	IP WLS BF H R ER SO BB IBB HBP BLK WP HR S P ERA WHIP	IP WLS BF H R ER SO BB IBB HBP BLK WP HR S P ERA WHIP	IP WLS BF H R ER SO BB IBB HBP BLK WP HR S P ERA WHIP	IP WLS BF H R ER SO BB IBB HBP BLK WP HR S P ERA WHIP	IP WLS BF H R ER SO BB IBB HBP BLK WP HR S P ERA WHIP	IP WLS BF H R ER SO BB IBB HBP BLK WP HR S P ERA WHIP	IP WLS BF H R ER SO BB IBB HBP BLK WP HR S P ERA WHIP	IP WLS BF H R ER SO BB IBB HBP BLK WP HR S P ERA WHIP	IP WLS BF H R ER SO BB IBB HBP BLK WP HR S P ERA WHIP	IP WLS BF H R ER SO BB IBB HBP BLK WP HR S P ERA WHIP	IP WLS BF H R ER SO BB IBB HBP BLK WP HR S P ERA WHIP			

Washington Nationals @ New York Mets  
Citi Field, Flushing, NY  
Wed Sep 14 2011, 7:12 PM - 10:07 PM EDT  
Att: 26,885 - Cloudy - 77 F

AB	32
R	2
H	6
RBI	2
BB	3
SO	8
LOB	11



Batter	1	2	3	4	5	6	7	8	9	AB	R	H	RBI	BB	SO	LOB	BOTTOM					
7 José Reyes, S OBP: 0.374, SLG: 0.484										5	0	1	0	0	0	4						
11 Rubén Tejada, R OBP: 0.351, SLG: 0.321										4	0	1	0	0	0	2						
47 Miguel Batista, R										0	0	0	0	0	0	0						
64 Josh Stinson, R										3	0	0	0	1	1	0						
5 David Wright, R OBP: 0.357, SLG: 0.441										3	0	0	0	0	1	2						
16 Ángel Pagán, S OBP: 0.318, SLG: 0.379										4	0	0	0	0	2	3						
44 Jason Bay, R OBP: 0.328, SLG: 0.375										2	0	1	0	2	0	0						
3 Josh Satin, R OBP: 0.222, SLG: 0.222										3	0	0	0	0	2	5						
22 Willie Harris, L OBP: 0.353, SLG: 0.312										0	0	0	0	1	0	0						
30 Josh Thole, L OBP: 0.161, SLG: 0.341										2	0	0	0	0	0	0						
2 Justin Turner, R OBP: 0.336, SLG: 0.366										2	0	1	0	0	0	2						
34 Mike Pelfrey, R OBP: 0.161, SLG: 0.115										1	0	0	0	1	0	0						
9 Ronny Paulino, R OBP: 0.313, SLG: 0.350										1	0	0	0	0	0	1						
20 Jason Pridie, L OBP: 0.304, SLG: 0.346										1	0	0	0	0	0	2						
<b>Inning Stats</b>	R: 0 E: 0 K: 0 S: 7	H: 0 LOB: 0 BB: 0 P: 11	R: 0 E: 0 K: 0 S: 13	H: 0 LOB: 0 BB: 0 P: 19	R: 0 E: 0 K: 1 S: 11	H: 0 LOB: 1 BB: 1 P: 17	R: 0 E: 0 K: 1 S: 19	H: 1 LOB: 3 BB: 2 P: 31	R: 0 E: 0 K: 0 S: 11	H: 1 LOB: 1 BB: 0 P: 16	R: 0 E: 0 K: 2 S: 13	H: 1 LOB: 2 BB: 0 P: 18	R: 0 E: 0 K: 0 S: 12	H: 1 LOB: 1 BB: 0 P: 21	R: 0 E: 0 K: 2 S: 9	H: 0 LOB: 0 BB: 0 P: 13	R: 0 E: 0 K: 0 S: 10	H: 0 LOB: 2 BB: 2 P: 21	1B: 3 2B: 1 3B: 0 HR: 0	SF: 0 SAC: 0 DP: 0 HBP: 1	WP: 1 PB: 0 SB: 1 CS: 0	PA: 37
<b>PITCHER</b>	IP WLS BF H R ER SO BB IBB HBP BLK WP HR S P ERA WHIP	IP WLS BF H R ER SO BB IBB HBP BLK WP HR S P ERA WHIP	IP WLS BF H R ER SO BB IBB HBP BLK WP HR S P ERA WHIP	IP WLS BF H R ER SO BB IBB HBP BLK WP HR S P ERA WHIP	IP WLS BF H R ER SO BB IBB HBP BLK WP HR S P ERA WHIP	IP WLS BF H R ER SO BB IBB HBP BLK WP HR S P ERA WHIP	IP WLS BF H R ER SO BB IBB HBP BLK WP HR S P ERA WHIP	IP WLS BF H R ER SO BB IBB HBP BLK WP HR S P ERA WHIP	IP WLS BF H R ER SO BB IBB HBP BLK WP HR S P ERA WHIP	IP WLS BF H R ER SO BB IBB HBP BLK WP HR S P ERA WHIP	IP WLS BF H R ER SO BB IBB HBP BLK WP HR S P ERA WHIP	IP WLS BF H R ER SO BB IBB HBP BLK WP HR S P ERA WHIP	IP WLS BF H R ER SO BB IBB HBP BLK WP HR S P ERA WHIP	IP WLS BF H R ER SO BB IBB HBP BLK WP HR S P ERA WHIP	IP WLS BF H R ER SO BB IBB HBP BLK WP HR S P ERA WHIP	IP WLS BF H R ER SO BB IBB HBP BLK WP HR S P ERA WHIP	IP WLS BF H R ER SO BB IBB HBP BLK WP HR S P ERA WHIP					

Washington Nationals @ New York Mets  
Citi Field, Flushing, NY  
Wed Sep 14 2011, 7:12 PM - 10:07 PM EDT  
Att: 26,885 - Cloudy - 77 F

AB	31
R	0
H	4
RBI	0
BB	5
SO	6
LOB	21









Batter	1	2	3	4	5	6	7	8	9	AB	R	H	RBI	BB	SO	LOB	TOP					
1 Emilio Bonifacio, S OBP: 0.360, SLG: 0.380	0-2 FC5-4 1B	2-1 FC5-4		2-2 1B			1-1 E6 12 S		0-0 1B	5	0	3	0	0	0	2	<b>Florida Marlins @ Washington Nationals</b> Nationals Park, Washington, DC Fri Sep 16 2011, 7:08 PM - 9:45 PM EDT Att: 22,932 - Cloudy - 62 F					
12 Omar Infante, R OBP: 0.321, SLG: 0.376	4-2 BB		1-2 2B	0-3 K			3-2 K	1-1 SH3-4 1B	3	1	1	0	1	2	2							
27 Giancarlo Stanton, R OBP: 0.359, SLG: 0.543	0-1 L7		1-0 2B	0-0 1B			1-3 K	0-0 1B	5	1	3	1	0	1	3							
11 Jose Lopez, R 54 Matt Dominguez, R OBP: 0.333, SLG: 0.259	1-2 G5-3		1-2 2B	2-2 L6			4-2 BB	2-2 FC5-2-4 1B	3	0	0	0	1	0	4							
5 Logan Morrison, L OBP: 0.331, SLG: 0.464		1-2 G3	0-0 G4-3	1-1 F7			2-2 G4-3		4	0	0	0	0	0	4							
15 Gaby Sanchez, R OBP: 0.353, SLG: 0.425		4-1 BB	0-1 1B	0-1 L9			1-0 L6		3	1	1	1	1	0	1							
11 Bryan Petersen, L OBP: 0.376, SLG: 0.392		4-1 BB	0-1 1B				1-3 K		3	0	1	0	1	1	0							
14 John Buck, R OBP: 0.322, SLG: 0.378		2-1 1B		0-1 G6-3			2-2 P4	4-2 BB	3	0	1	1	1	0	0							
23 Javier Vazquez, R OBP: 0.222, SLG: 0.212		0-0 FC2-6		0-1 F9			2-2 G5-3	1-2 P4	4	0	0	0	0	0	3							
<b>Inning Stats</b>	R: 0 E: 0 K: 0 S: 12	H: 1 LOB: 1 BB: 1 P: 17	R: 1 E: 0 K: 0 S: 10	H: 1 LOB: 2 BB: 2 P: 23	R: 2 E: 0 K: 0 S: 12	H: 4 LOB: 2 BB: 0 P: 15	R: 0 E: 0 K: 1 S: 11	H: 1 LOB: 1 BB: 0 P: 13	R: 0 E: 0 K: 0 S: 9	H: 0 LOB: 0 BB: 0 P: 15	R: 0 E: 1 K: 2 S: 19	H: 0 LOB: 2 BB: 1 P: 30	R: 0 E: 0 K: 1 S: 11	H: 0 LOB: 1 BB: 1 P: 18	R: 0 E: 0 K: 0 S: 7	H: 2 LOB: 1 BB: 0 P: 10		1B: 8 2B: 3 3B: 0 HR: 0	SF: 0 SAC: 1 DP: 2 HBP: 0	WP: 1 PB: 0 SB: 1 CS: 0	PA: 40	
<b>PITCHER</b>	IP WLS BF H R ER SO BB IBB HBP BLK WP HR S P ERA WHIP	IP WLS BF H R ER SO BB IBB HBP BLK WP HR S P ERA WHIP	IP WLS BF H R ER SO BB IBB HBP BLK WP HR S P ERA WHIP	IP WLS BF H R ER SO BB IBB HBP BLK WP HR S P ERA WHIP	IP WLS BF H R ER SO BB IBB HBP BLK WP HR S P ERA WHIP	IP WLS BF H R ER SO BB IBB HBP BLK WP HR S P ERA WHIP	IP WLS BF H R ER SO BB IBB HBP BLK WP HR S P ERA WHIP	IP WLS BF H R ER SO BB IBB HBP BLK WP HR S P ERA WHIP	IP WLS BF H R ER SO BB IBB HBP BLK WP HR S P ERA WHIP	IP WLS BF H R ER SO BB IBB HBP BLK WP HR S P ERA WHIP	IP WLS BF H R ER SO BB IBB HBP BLK WP HR S P ERA WHIP	IP WLS BF H R ER SO BB IBB HBP BLK WP HR S P ERA WHIP	IP WLS BF H R ER SO BB IBB HBP BLK WP HR S P ERA WHIP	IP WLS BF H R ER SO BB IBB HBP BLK WP HR S P ERA WHIP	IP WLS BF H R ER SO BB IBB HBP BLK WP HR S P ERA WHIP	IP WLS BF H R ER SO BB IBB HBP BLK WP HR S P ERA WHIP	IP WLS BF H R ER SO BB IBB HBP BLK WP HR S P ERA WHIP					
31 John Lannan, L ERA: 3.88	6.0 L	27 27	8 8	3 3	3 3	1 1	3 3	0 0	0 0	0 0	0 0	0 0	0 0	0 0	0 0	0 0	4.50	1.833				
35 Craig Stammen, R ERA: 1.35	2.0 9	0 0	0 0	0 0	3 3	2 2	0 0	0 0	0 0	0 0	30 30	48 48	0.00	1.000								
29 Yuniesky Maya, R ERA: 5.76	1.0 4	2 2	0 0	0 0	0 0	0 0	0 0	0 0	0 0	7 7	10 10	0.00	2.000									
<b>Batter</b>	1	2	3	4	5	6	7	8	9	AB	R	H	RBI	BB	SO	LOB	BOTTOM					
20 Ian Desmond, R OBP: 0.293, SLG: 0.356	1-1 G3		0-1 G6-3			3-2 F9			1-1 F8	4	0	0	0	0	0	0	<b>Florida Marlins @ Washington Nationals</b> Nationals Park, Washington, DC Fri Sep 16 2011, 7:08 PM - 9:45 PM EDT Att: 22,932 - Cloudy - 62 F					
2 Roger Bernadina, L OBP: 0.329, SLG: 0.359	0-2 K			1-0 F7		3-2 L9			1-3 K	4	0	0	0	0	2	0						
11 Ryan Zimmerman, R OBP: 0.352, SLG: 0.454	1-1 G4-3			1-3 K			1-0 1B		1-0 P4	4	0	1	0	0	1	0						
19 Laynce Nix, L 43 Brian Bixler, R OBP: 0.270, SLG: 0.268		0-1 F7		1-2 F7			0-1 1B			3	0	1	0	0	0	0						
24 Rick Ankiel, L OBP: 0.309, SLG: 0.378		1-2 1B			1-0 G4-3		2-3 K			3	0	1	0	0	1	2						
8 Danny Espinosa, S OBP: 0.321, SLG: 0.409		0-0 1B			0-1 P6		3-3 K			3	0	1	0	0	1	2						
14 Chris Marrero, R OBP: 0.324, SLG: 0.338		0-1 F9			1-0 1B		2-0 PO	1-3 K		3	0	1	0	0	1	1						
3 Wilson Ramos, R OBP: 0.328, SLG: 0.426			1-3 K		2-1 G4-3			0-0 G4-3		3	0	0	0	0	1	1						
31 John Lannan, L 13 Alex Cora, L 35 Craig Stammen, R 1 Steve Lombardozzi, S 29 Yuniesky Maya, R	1-1 G6-3				0-1 G6-3		1-1 P5		2-2 G4-3	1	0	0	0	0	0	0						
<b>Inning Stats</b>	R: 0 E: 0 K: 1 S: 7	H: 0 LOB: 0 BB: 0 P: 9	R: 0 E: 0 K: 0 S: 8	H: 2 LOB: 1 BB: 0 P: 9	R: 0 E: 0 K: 1 S: 7	H: 0 LOB: 0 BB: 0 P: 8	R: 0 E: 0 K: 1 S: 7	H: 0 LOB: 0 BB: 0 P: 10	R: 0 E: 0 K: 0 S: 6	H: 1 LOB: 1 BB: 0 P: 10	R: 0 E: 0 K: 0 S: 10	H: 0 LOB: 0 BB: 0 P: 17	R: 0 E: 0 K: 2 S: 11	H: 2 LOB: 2 BB: 0 P: 19	R: 0 E: 0 K: 1 S: 10	H: 0 LOB: 0 BB: 0 P: 13		R: 0 E: 0 K: 1 S: 6	H: 0 LOB: 0 BB: 0 P: 9	1B: 5 2B: 0 3B: 0 HR: 0	SF: 0 SAC: 0 DP: 0 HBP: 0	WP: 0 PB: 0 SB: 0 CS: 0
<b>PITCHER</b>	IP WLS BF H R ER SO BB IBB HBP BLK WP HR S P ERA WHIP	IP WLS BF H R ER SO BB IBB HBP BLK WP HR S P ERA WHIP	IP WLS BF H R ER SO BB IBB HBP BLK WP HR S P ERA WHIP	IP WLS BF H R ER SO BB IBB HBP BLK WP HR S P ERA WHIP	IP WLS BF H R ER SO BB IBB HBP BLK WP HR S P ERA WHIP	IP WLS BF H R ER SO BB IBB HBP BLK WP HR S P ERA WHIP	IP WLS BF H R ER SO BB IBB HBP BLK WP HR S P ERA WHIP	IP WLS BF H R ER SO BB IBB HBP BLK WP HR S P ERA WHIP	IP WLS BF H R ER SO BB IBB HBP BLK WP HR S P ERA WHIP	IP WLS BF H R ER SO BB IBB HBP BLK WP HR S P ERA WHIP	IP WLS BF H R ER SO BB IBB HBP BLK WP HR S P ERA WHIP	IP WLS BF H R ER SO BB IBB HBP BLK WP HR S P ERA WHIP	IP WLS BF H R ER SO BB IBB HBP BLK WP HR S P ERA WHIP	IP WLS BF H R ER SO BB IBB HBP BLK WP HR S P ERA WHIP	IP WLS BF H R ER SO BB IBB HBP BLK WP HR S P ERA WHIP	IP WLS BF H R ER SO BB IBB HBP BLK WP HR S P ERA WHIP						
23 Javier Vazquez, R ERA: 3.92	9.0 W	30 30	5 5	0 0	0 0	7 7	0 0	0 0	0 0	72 72	104 104	0.00	0.556									

AB	34
R	3
H	10
RBI	3
BB	5
SO	4
LOB	21

AB	30
R	0
H	5
RBI	0
BB	0
SO	7
LOB	6





Batter	1	2	3	4	5	6	7	8	9	10	11	12	13	AB	R	H	RBI	BB	SO	LOB	TOP			
1 Emilio Bonifacio, S OBP: 0.337, SLG: 0.376	P6		SH5-4			F7		G3			E4		K	5	0	0	0	0	1	2				
12 Omar Infante, R OBP: 0.319, SLG: 0.375	G5-3		SF7			G4-3				L6		F9		5	1	1	1	0	0	1				
27 Giancarlo Stanton, R OBP: 0.356, SLG: 0.541	K		K			G6-3				K		K		6	0	1	1	0	4	1				
5 Logan Morrison, L 31 Steve Cistek, R 11 Jesus Lopez, R 32 Clayton Kershaw, R 43 Vinny Rutigliano, R 46 Juan Carlos Oviedo, R																								
15 Gaby Sanchez, R OBP: 0.352, SLG: 0.423																								
11 Bryan Petersen, L OBP: 0.369, SLG: 0.383																								
14 John Buck, R OBP: 0.325, SLG: 0.381																								
9 Brett Hayes, R OBP: 0.273, SLG: 0.361																								
54 Matt Dominguez, R OBP: 0.313, SLG: 0.241																								
29 Greg Dobbs, L OBP: 0.314, SLG: 0.396																								
41 Chris Volstad, R OBP: 0.227, SLG: 0.256																								
21 John Baker, L OBP: 0.420, SLG: 0.333																								
34 Edward Mujica, R OBP: 0.250, SLG: 0.289																								
22 Donnie Murphy, R OBP: 0.250, SLG: 0.289																								
<b>Inning Stats</b>	R: 0 E: 0 K: 1 S: 9	H: 0 LOB: 0 BB: 0 P: 13	R: 0 E: 0 K: 0 S: 10	H: 2 LOB: 2 BB: 0 P: 16	R: 1 E: 0 K: 1 S: 8	H: 1 LOB: 0 BB: 0 P: 8	R: 0 E: 0 K: 0 S: 5	H: 0 LOB: 0 BB: 0 P: 5	R: 0 E: 0 K: 0 S: 6	H: 0 LOB: 0 BB: 0 P: 10	R: 0 E: 0 K: 2 S: 10	H: 0 LOB: 0 BB: 0 P: 17	R: 0 E: 0 K: 0 S: 9	H: 1 LOB: 1 BB: 0 P: 11	R: 0 E: 0 K: 1 S: 15	H: 0 LOB: 1 BB: 0 P: 14	R: 0 E: 0 K: 2 S: 11	H: 0 LOB: 0 BB: 0 P: 15	R: 3 E: 0 K: 2 S: 15	H: 4 LOB: 2 BB: 0 P: 24	1B: 7 2B: 2 3B: 0 HR: 1	SF: 1 SAC: 2 DP: 1 HBP: 0	W/P: 0 PB: 0 SB: 0 CS: 0	PA: 49
<b>PITCHER</b>	IP WLS BF H R ER SO P ERA WHIP	37 Stephen Strasburg, R ERA: 1.29	6.0 21 4 1 1 3 0 0 0 0 0 0 45 61 1.50 0.667	63 Henry Alberto Rodriguez, R ERA: 3.69	1.0 3 0 0 0 0 0 0 0 0 0 0 6 10 0.00 0.000	60 Todd Coffey, R ERA: 3.59	1.0 4 1 0 0 0 0 0 0 0 0 0 6 12 0.00 1.000	22 Drew Storen, R ERA: 2.09	1.0 3 0 0 0 0 0 0 0 0 0 0 10 17 0.00 0.000	17 Sean Burnett, L ERA: 3.93	1.0 4 1 0 0 0 0 0 0 0 0 0 9 11 0.00 1.000	<b>PITCHER</b>	IP WLS BF H R ER SO P ERA WHIP	23 Collin Balester, R ERA: 3.82	3.0 3 14 4 3 3 5 0 0 0 0 0 0 35 53 9.00 1.333									

Florida Marlins @ Washington Nationals  
Nationals Park, Washington, DC  
Sat Sep 17 2011, 7:10 PM - 10:28 PM EDT  
Att. 33,249 - Cloudy - 61 F

AB 46  
R 4  
H 10  
RBI 4  
BB 0  
SO 10  
LOB 14



Batter	1	2	3	4	5	6	7	8	9	10	11	12	13	AB	R	H	RBI	BB	SO	LOB	BOTTOM					
20 Ian Desmond, R OBP: 0.294, SLG: 0.355																										
2 Roger Bernadina, L OBP: 0.305, SLG: 0.354																										
11 Ryan Zimmerman, R OBP: 0.350, SLG: 0.449																										
38 Michael Morse, R OBP: 0.359, SLG: 0.542																										
28 Jayson Werth, R OBP: 0.331, SLG: 0.390																										
8 Danny Espinosa, S OBP: 0.320, SLG: 0.407																										
14 Chris Marrero, R OBP: 0.304, SLG: 0.315																										
3 Wilson Ramos, R OBP: 0.328, SLG: 0.432																										
37 Stephen Strasburg, R 63 Henry Alberto Rodriguez, R 60 Todd Coffey, R 22 Drew Storen, R 17 Sean Burnett, L 21 John Baker, L 34 Edward Mujica, R 29 Greg Dobbs, L 13 Alex Cobb, L																										
<b>Inning Stats</b>	R: 0 E: 0 K: 0 S: 6	H: 1 LOB: 0 BB: 0 P: 13	R: 0 E: 0 K: 1 S: 11	H: 2 LOB: 3 BB: 1 P: 16	R: 0 E: 0 K: 0 S: 6	H: 0 LOB: 0 BB: 1 P: 10	R: 0 E: 0 K: 0 S: 12	H: 1 LOB: 1 BB: 0 P: 20	R: 1 E: 0 K: 0 S: 8	H: 1 LOB: 0 BB: 0 P: 10	R: 0 E: 0 K: 1 S: 10	H: 0 LOB: 1 BB: 0 P: 13	R: 0 E: 0 K: 0 S: 7	H: 0 LOB: 0 BB: 0 P: 10	R: 0 E: 0 K: 0 S: 7	H: 0 LOB: 0 BB: 0 P: 10	R: 0 E: 0 K: 1 S: 7	H: 0 LOB: 0 BB: 0 P: 10	R: 0 E: 0 K: 3 S: 10	H: 0 LOB: 0 BB: 0 P: 16	R: 0 E: 0 K: 0 S: 8	H: 0 LOB: 0 BB: 0 P: 11	1B: 4 2B: 1 3B: 0 HR: 1	SF: 0 SAC: 1 DP: 1 HBP: 0	W/P: 0 PB: 0 SB: 0 CS: 0	PA: 46
<b>PITCHER</b>	IP WLS BF H R ER SO P ERA WHIP	41 Chris Volstad, R ERA: 5.13	7.0 27 6 1 1 3 1 1 0 0 0 1 59 86 1.29 1.000	34 Edward Mujica, R ERA: 2.68	2.0 6 0 0 0 0 0 0 0 0 0 0 14 18 0.00 0.000	31 Steve Cistek, R ERA: 2.84	2.0 7 0 0 0 0 0 0 0 0 0 0 10 17 0.00 0.000	32 Clay Hensley, R ERA: 5.08	1.0 W 3 0 0 0 0 0 0 0 0 0 16 0.00 0.000	46 Juan Carlos Oviedo, R ERA: 4.12	1.0 S 3 0 0 0 0 0 0 0 0 8 11 0.00 0.000	<b>PITCHER</b>	IP WLS BF H R ER SO P ERA WHIP	23 Collin Balester, R ERA: 3.82	3.0 3 14 4 3 3 5 0 0 0 0 0 0 35 53 9.00 1.333											

Florida Marlins @ Washington Nationals  
Nationals Park, Washington, DC  
Sat Sep 17 2011, 7:10 PM - 10:28 PM EDT  
Att. 33,249 - Cloudy - 61 F

AB 42  
R 1  
H 6  
RBI 1  
BB 3  
SO 9  
LOB 14





Batter	1	2	3	4	5	6	7	8	9	AB	R	H	RBI	BB	SO	LOB	TOP					
1 Emilio Bonifacio, S (1.7)										4	0	1	0	0	2	1	<b>Florida Marlins @ Washington Nationals</b> Nationals Park, Washington, DC Sun Sep 18 2011, 1:38 PM - 4:09 PM EDT Att: 26,581 - Cloudy - 64 F					
12 Omar Infante, R (1.4)										4	0	0	0	0	0	1						
27 Giancarlo Stanton, R (1.9)										4	0	1	0	0	2	0						
29 Greg Dobbs, L (1.5)										4	0	0	0	0	0	2						
15 Gaby Sanchez, R (1.3)										4	1	1	1	0	1	0						
11 Bryan Petersen, L (1.8)										4	1	1	0	0	2	0						
22 Donnie Murphy, R (1.6)										3	0	0	0	0	0	1						
9 Brett Hayes, R (1.2)										3	1	1	2	0	1	0						
52 Brad Hand, L (1.1)										1	0	1	0	0	0	0						
31 Burke Badenhop, R (5.1)										0	0	0	0	0	0	0						
21 John Baker, R (6.1)										0	0	0	0	0	0	0						
50 Jose Ceda, R (6.1)										0	0	0	0	0	0	0						
43 Vinny Rottino, R (7.1)										0	0	0	0	0	0	0						
58 Ryan Webb, R (7.1)										0	0	0	0	0	0	0						
<b>Inning Stats</b>	R: 0 E: 0 K: 1 S: 9	H: 0 LOB: 0 BB: 0 P: 14	R: 0 E: 0 K: 1 S: 8	H: 0 LOB: 0 BB: 0 P: 12	R: 0 E: 0 K: 0 S: 8	H: 1 LOB: 1 BB: 0 P: 14	R: 0 E: 0 K: 1 S: 7	H: 0 LOB: 0 BB: 0 P: 9	R: 1 E: 0 K: 1 S: 6	H: 1 LOB: 0 BB: 0 P: 10	R: 0 E: 0 K: 0 S: 12	H: 2 LOB: 2 BB: 0 P: 21	R: 2 E: 0 K: 1 S: 13	H: 2 LOB: 0 BB: 0 P: 18	R: 0 E: 0 K: 2 S: 11	H: 0 LOB: 0 BB: 0 P: 16	R: 0 E: 0 K: 1 S: 8	H: 0 LOB: 0 BB: 0 P: 10	1B: 4 2B: 0 3B: 0 HR: 2	SF: 0 SAC: 0 DP: 0 HBP: 0	WP: 0 PB: 0 SB: 0 CS: 0	PA: 33
<b>PITCHER</b>	IP WLS BF H R ER SO BB IBB HBP BLK WP HR S P ERA WHIP																					
40 Chien-Ming Wang, R (1.1)	6.2 W 26 6 3 3 5 0 0 0 0 0 2 60 93 4.05 0.900																					
36 Tyler Clippard, R (7.1)	1.1 H 4 0 0 0 2 0 0 0 0 0 0 14 21 0.00 0.000																					
22 Drew Storen, R (9.1)	1.0 S 3 0 0 0 1 0 0 0 0 0 0 8 10 0.00 0.000																					

Batter	1	2	3	4	5	6	7	8	9	AB	R	H	RBI	BB	SO	LOB	BOTTOM					
20 Ian Desmond, R (1.6)										4	0	0	0	0	1	0	<b>Florida Marlins @ Washington Nationals</b> Nationals Park, Washington, DC Sun Sep 18 2011, 1:38 PM - 4:09 PM EDT Att: 26,581 - Cloudy - 64 F					
28 Jayson Werth, R (1.8)										4	0	0	0	0	1	0						
11 Ryan Zimmerman, R (1.5)										4	1	2	0	0	0	0						
38 Michael Morse, R (1.7)										3	1	0	0	1	0	2						
22 Drew Storen, S (9.1)										0	0	0	0	0	0	0						
30 Jonny Gomes, R (1.9)										3	1	1	0	0	2	2						
36 Tyler Clippard, R (7.1)										0	0	0	0	0	0	0						
2 Roger Bernadina, L (9.7)										0	0	0	0	0	0	0						
8 Danny Espinosa, S (1.4)										3	1	1	1	0	1	1						
14 Chris Marrero, R (1.3)										2	0	1	2	0	0	0						
26 Jesus Flores, R (1.2)										3	0	0	0	0	1	1						
40 Chien-Ming Wang, R (1.1)										2	0	0	0	0	1	1						
24 Rick Ankiel, L (7.9)										1	0	0	0	0	1	0						
<b>Inning Stats</b>	R: 0 E: 0 K: 0 S: 8	H: 1 LOB: 1 BB: 0 P: 11	R: 1 E: 0 K: 1 S: 11	H: 1 LOB: 0 BB: 0 P: 16	R: 0 E: 0 K: 2 S: 9	H: 0 LOB: 0 BB: 0 P: 14	R: 3 E: 1 K: 2 S: 21	H: 3 LOB: 1 BB: 1 P: 33	R: 0 E: 0 K: 0 S: 9	H: 0 LOB: 1 BB: 0 P: 13	R: 0 E: 0 K: 2 S: 10	H: 0 LOB: 0 BB: 0 P: 14	R: 0 E: 0 K: 1 S: 7	H: 0 LOB: 0 BB: 0 P: 8	R: 0 E: 0 K: 0 S: 8	H: 0 LOB: 0 BB: 0 P: 9	R: 0 E: 0 K: 0 S: 8	H: 0 LOB: 0 BB: 0 P: 9	1B: 1 2B: 4 3B: 0 HR: 0	SF: 1 SAC: 0 DP: 0 HBP: 0	WP: 0 PB: 0 SB: 0 CS: 0	PA: 31
<b>PITCHER</b>	IP WLS BF H R ER SO BB IBB HBP BLK WP HR S P ERA WHIP																					
52 Brad Hand, L (1.1)	4.0 L 18 5 4 3 5 1 0 0 0 0 0 49 74 6.75 1.500																					
31 Burke Badenhop, R (6.1)	1.0 4 0 0 0 0 0 0 0 0 0 0 9 13 0.00 0.000																					
50 Jose Ceda, R (6.1)	1.0 3 0 0 0 2 0 0 0 0 0 0 10 14 0.00 0.000																					
58 Ryan Webb, R (7.1)	2.0 6 0 0 0 1 0 0 0 0 0 0 15 17 0.00 0.000																					

AB	33
R	3
H	6
RBI	3
BB	0
SO	8
LOB	5



AB	29
R	4
H	5
RBI	3
BB	1
SO	8
LOB	7






Batter	1	2	3	4	5	6	7	8	9	10	AB	R	H	RBI	BB	SO	LOB	TOP							
20 Ian Desmond, R OBP: 0.292, SLG: 0.352	(1, 6)											4	1	1	0	0	1	2							
2 Roger Bernadina, L OBP: 0.307, SLG: 0.366	(1, 9)										5	1	2	3	0	1	1								
24 Rick Ankiel, L OBP: 0.306, SLG: 0.373	(1, 8)										5	0	1	0	0	1	3								
14 Chris Marrero, R OBP: 0.299, SLG: 0.325											5	0	1	0	0	1	1								
19 Laynce Nix, L OBP: 0.264, SLG: 0.460											3	0	0	0	0	0	1								
43 Brian Bixler, R OBP: 0.270, SLG: 0.268											0	0	0	0	0	0	0								
38 Michael Morse, R OBP: 0.359, SLG: 0.539											0	1	0	0	1	0	0								
8 Danny Espinosa, S OBP: 0.321, SLG: 0.408											4	0	1	0	1	1	3								
26 Jesus Flores, R OBP: 0.264, SLG: 0.329											4	0	0	0	0	2	2								
11 Ryan Zimmerman, R OBP: 0.353, SLG: 0.457											1	0	1	1	0	0	0								
22 Drew Storen, S											0	0	0	0	0	0	0								
1 Steve Lombardozzi, S OBP: 0.200, SLG: 0.167											5	0	2	0	0	0	2								
46 Tommy Milone, L OBP: 0.266, SLG: 0.280											1	0	0	0	0	0	0								
13 Alex Cobb, L OBP: 0.316, SLG: 0.422											1	1	1	0	0	0	0								
45 Doug Slaten, L OBP: 0.274, SLG: 0.281											0	0	0	0	0	0	0								
36 Tyler Clippard, R OBP: 0.295, SLG: 0.307											0	0	0	0	0	0	0								
17 Sean Burnett, L OBP: 0.295, SLG: 0.307											0	0	0	0	0	0	0								
30 Jonny Gomes, R OBP: 0.295, SLG: 0.307											0	0	0	0	0	0	0								
32 Tom Gorzelanny, R OBP: 0.267, SLG: 0.322											0	0	0	0	0	0	0								
7 Ivan Rodriguez, R OBP: 0.273, SLG: 0.322											0	0	0	0	0	0	0								
<b>Inning Stats</b>	R: 0 E: 0 K: 2 S: 9	H: 0 LOB: 0 BB: 0 P: 13	R: 0 E: 0 K: 0 S: 7	H: 0 LOB: 0 BB: 0 P: 9	R: 0 E: 0 K: 0 S: 11	H: 2 LOB: 3 BB: 0 P: 16	R: 0 E: 0 K: 0 S: 8	H: 1 LOB: 1 BB: 0 P: 17	R: 0 E: 0 K: 0 S: 8	H: 0 LOB: 0 BB: 0 P: 11	R: 0 E: 1 K: 2 S: 9	H: 1 LOB: 2 BB: 0 P: 13	R: 3 E: 0 K: 2 S: 14	H: 3 LOB: 0 BB: 0 P: 21	R: 0 E: 0 K: 1 S: 9	H: 1 LOB: 1 BB: 0 P: 15	R: 0 E: 0 K: 1 S: 10	H: 1 LOB: 2 BB: 2 P: 22	1B: 8 2B: 1 3B: 0 HR: 1	SF: 0 SAC: 2 DP: 0 HBP: 1	WP: 0 PB: 1 SB: 1 CS: 0	PA: 44			
<b>PITCHER</b>	IP WLS BF H R ER SO BB IBB HBP BLK WP HR S P ERA WHIP	IP WLS BF H R ER SO BB IBB HBP BLK WP HR S P ERA WHIP	IP WLS BF H R ER SO BB IBB HBP BLK WP HR S P ERA WHIP	IP WLS BF H R ER SO BB IBB HBP BLK WP HR S P ERA WHIP	IP WLS BF H R ER SO BB IBB HBP BLK WP HR S P ERA WHIP	IP WLS BF H R ER SO BB IBB HBP BLK WP HR S P ERA WHIP	IP WLS BF H R ER SO BB IBB HBP BLK WP HR S P ERA WHIP	IP WLS BF H R ER SO BB IBB HBP BLK WP HR S P ERA WHIP	IP WLS BF H R ER SO BB IBB HBP BLK WP HR S P ERA WHIP	IP WLS BF H R ER SO BB IBB HBP BLK WP HR S P ERA WHIP	IP WLS BF H R ER SO BB IBB HBP BLK WP HR S P ERA WHIP	IP WLS BF H R ER SO BB IBB HBP BLK WP HR S P ERA WHIP	IP WLS BF H R ER SO BB IBB HBP BLK WP HR S P ERA WHIP	IP WLS BF H R ER SO BB IBB HBP BLK WP HR S P ERA WHIP	IP WLS BF H R ER SO BB IBB HBP BLK WP HR S P ERA WHIP	IP WLS BF H R ER SO BB IBB HBP BLK WP HR S P ERA WHIP	IP WLS BF H R ER SO BB IBB HBP BLK WP HR S P ERA WHIP	IP WLS BF H R ER SO BB IBB HBP BLK WP HR S P ERA WHIP	IP WLS BF H R ER SO BB IBB HBP BLK WP HR S P ERA WHIP	IP WLS BF H R ER SO BB IBB HBP BLK WP HR S P ERA WHIP	IP WLS BF H R ER SO BB IBB HBP BLK WP HR S P ERA WHIP	IP WLS BF H R ER SO BB IBB HBP BLK WP HR S P ERA WHIP	IP WLS BF H R ER SO BB IBB HBP BLK WP HR S P ERA WHIP	IP WLS BF H R ER SO BB IBB HBP BLK WP HR S P ERA WHIP	IP WLS BF H R ER SO BB IBB HBP BLK WP HR S P ERA WHIP

Washington Nationals @ Philadelphia Phillies  
Citizens Bank Park, Philadelphia, PA  
Tue Sep 20 2011, 1:09 PM - 4:36 PM EDT  
Att: 44,263 - Overcast - 68 F

livebaseballscorecards.com

AB 39  
R 4  
H 10  
RBI 4  
BB 2  
SO 8  
LOB 15

WP: 0 PA: 44  
PB: 1  
SB: 1  
CS: 0




Batter	1	2	3	4	5	6	7	8	9	10	AB	R	H	RBI	BB	SO	LOB	BOTTOM								
8 Shane Victorino, S OBP: 0.363, SLG: 0.502	(1, 8)										3	0	0	0	0	0	1									
16 John Bowker, L OBP: 0.214, SLG: 0.192	(6, 3)										1	0	0	0	0	0	0									
27 Placido Polanco, R OBP: 0.343, SLG: 0.346	(9, PH)										1	0	1	0	0	0	0									
9 Dornic Brown, L OBP: 0.335, SLG: 0.393	(9, PR)										0	0	0	0	0	0	0									
7 Ross Gload, L OBP: 0.275, SLG: 0.311	(10, 3)										1	0	0	0	0	0	2									
21 Wilson Valdez, R OBP: 0.296, SLG: 0.345	(1, 6)										3	0	1	0	1	1	0									
15 John Mayberry Jr., R OBP: 0.336, SLG: 0.519	(1, 3)										4	0	2	0	1	0	1									
3 Hunter Pence, R OBP: 0.368, SLG: 0.494	(1, 9)										3	0	2	0	0	0	0									
24 Brandon Moss, L OBP: 0.275, SLG: 0.311	(6, PR)										2	0	0	0	0	1	4									
10 Ben Francisco, R OBP: 0.333, SLG: 0.360	(1, 7)										5	0	0	0	0	0	8									
31 Erik Kratz, R OBP: 0.200, SLG: 0.400	(1, 2)										5	0	1	0	0	1	2									
5 Pete Orr, L OBP: 0.287, SLG: 0.258	(1, 4)										4	1	1	0	0	0	1									
7 Michael Martinez, S OBP: 0.201, SLG: 0.286	(1, 5)										3	1	1	0	1	0	1									
23 Brian Schneider, L OBP: 0.235, SLG: 0.254	(10, PH)										1	0	0	0	0	1	1									
38 Kyle Stetler, R OBP: 0.200, SLG: 0.400											1	0	0	0	0	0	0									
39 Michael Schumler, R OBP: 0.200, SLG: 0.400											1	1	1	0	0	0	0									
29 Rajai Davis, L OBP: 0.200, SLG: 0.400											0	0	0	0	0	0	0									
50 Joe Sweeney, L OBP: 0.200, SLG: 0.400											0	0	0	0	0	0	0									
64 David Lidge, R OBP: 0.200, SLG: 0.400											0	0	0	0	0	0	0									
11 Jimmy Rollins, S OBP: 0.200, SLG: 0.400											0	0	0	0	0	0	0									
40 Ryan Zimmerman, R OBP: 0.200, SLG: 0.400											0	0	0	0	0	0	0									
40 Michael Stutes, R OBP: 0.200, SLG: 0.400											0	0	0	0	0	0	0									
26 Chase Utley, L OBP: 0.200, SLG: 0.400											0	0	0	0	0	0	0									
<b>Inning Stats</b>	R: 0 E: 0 K: 1 S: 12	H: 2 LOB: 2 BB: 0 P: 20	R: 0 E: 1 K: 0 S: 11	H: 0 LOB: 1 BB: 0 P: 13	R: 0 E: 0 K: 0 S: 8	H: 0 LOB: 0 BB: 0 P: 12	R: 0 E: 0 K: 0 S: 9	H: 0 LOB: 0 BB: 0 P: 15	R: 0 E: 0 K: 0 S: 11	H: 0 LOB: 1 BB: 0 P: 15	R: 0 E: 0 K: 1 S: 11	H: 2 LOB: 2 BB: 0 P: 18	R: 3 E: 0 K: 1 S: 17	H: 4 LOB: 2 BB: 1 P: 27	R: 0 E: 0 K: 0 S: 11	H: 0 LOB: 1 BB: 0 P: 18	R: 0 E: 0 K: 0 S: 8	H: 1 LOB: 2 BB: 1 P: 17	R: 0 E: 0 K: 1 S: 14	H: 1 LOB: 2 BB: 1 P: 24	1B: 8 2B: 1 3B: 0 HR: 1	SF: 0 SAC: 2 DP: 0 HBP: 1	WP: 0 PB: 0 SB: 0 CS: 0	PA: 46		
<b>PITCHER</b>	IP WLS BF H R ER SO BB IBB HBP BLK WP HR S P ERA WHIP	IP WLS BF H R ER SO BB IBB HBP BLK WP HR S P ERA WHIP	IP WLS BF H R ER SO BB IBB HBP BLK WP HR S P ERA WHIP	IP WLS BF H R ER SO BB IBB HBP BLK WP HR S P ERA WHIP	IP WLS BF H R ER SO BB IBB HBP BLK WP HR S P ERA WHIP	IP WLS BF H R ER SO BB IBB HBP BLK WP HR S P ERA WHIP	IP WLS BF H R ER SO BB IBB HBP BLK WP HR S P ERA WHIP	IP WLS BF H R ER SO BB IBB HBP BLK WP HR S P ERA WHIP	IP WLS BF H R ER SO BB IBB HBP BLK WP HR S P ERA WHIP	IP WLS BF H R ER SO BB IBB HBP BLK WP HR S P ERA WHIP	IP WLS BF H R ER SO BB IBB HBP BLK WP HR S P ERA WHIP	IP WLS BF H R ER SO BB IBB HBP BLK WP HR S P ERA WHIP	IP WLS BF H R ER SO BB IBB HBP BLK WP HR S P ERA WHIP	IP WLS BF H R ER SO BB IBB HBP BLK WP HR S P ERA WHIP	IP WLS BF H R ER SO BB IBB HBP BLK WP HR S P ERA WHIP	IP WLS BF H R ER SO BB IBB HBP BLK WP HR S P ERA WHIP	IP WLS BF H R ER SO BB IBB HBP BLK WP HR S P ERA WHIP	IP WLS BF H R ER SO BB IBB HBP BLK WP HR S P ERA WHIP	IP WLS BF H R ER SO BB IBB HBP BLK WP HR S P ERA WHIP	IP WLS BF H R ER SO BB IBB HBP BLK WP HR S P ERA WHIP	IP WLS BF H R ER SO BB IBB HBP BLK WP HR S P ERA WHIP	IP WLS BF H R ER SO BB IBB HBP BLK WP HR S P ERA WHIP	IP WLS BF H R ER SO BB IBB HBP BLK WP HR S P ERA WHIP	IP WLS BF H R ER SO BB IBB HBP BLK WP HR S P ERA WHIP	IP WLS BF H R ER SO BB IBB HBP BLK WP HR S P ERA WHIP	IP WLS BF H R ER SO BB IBB HBP BLK WP HR S P ERA WHIP

Washington Nationals @ Philadelphia Phillies  
Citizens Bank Park, Philadelphia, PA  
Tue Sep 20 2011, 1:09 PM - 4:36 PM EDT  
Att: 44,263 - Overcast - 68 F

livebaseballscorecards.com

AB 39  
R 3  
H 10  
RBI 3  
BB 4  
SO 4  
LOB 23

WP: 0 PA: 46  
PB: 0  
SB: 0  
CS: 0





Batter	1	2	3	4	5	6	7	8	9	AB	R	H	RBI	BB	SO	LOB	TOP			
20 Ian Desmond, R OBP: 0.293, SLG: 0.354	1-0 FC6-4 1B		2-3 K		0-1 E	1-0 FC4-6		0-3 K	5 0 2 0 0 2 2											
28 Jayson Werth, R OBP: 0.329, SLG: 0.388	1-2 G6-4-3		0-0 F9		0-3 K		0-1 E	1-0 L9	4 1 1 0 0 1 2											
24 Rick Ankiel, L OBP: 0.305, SLG: 0.372	1-2 G6-4-3						3-3 E	1-0 L9	1 0 0 0 0 0 0											
11 Ryan Zimmerman, R OBP: 0.354, SLG: 0.454	3-1 FC6-4 1B				0-2 G5-3	2-2 E6		4-1 K	4 0 1 0 1 1 2											
38 Michael Morse, R OBP: 0.360, SLG: 0.537	2-2 FC6-4				0-1 K	3-3 K		2-2 K	5 0 2 0 0 2 4											
22 Drew Storen, S	1-2 FC6-4				1B	1B		1B	0 0 0 0 0 0 0											
30 Jonny Gomes, R OBP: 0.326, SLG: 0.386		1-3 K			0-0 FC5			2-1 P3	4 0 0 0 0 2 2											
2 Roger Bernadina, L OBP: 0.307, SLG: 0.366		1-0 HR			2-0 1B			3-2 G5-3	0 0 0 0 0 0 0											
8 Danny Espinosa, S OBP: 0.324, SLG: 0.416		1-0 HR			1-2 1B			1-2 G5-3	4 2 3 1 0 0 1											
14 Chris Marrero, R OBP: 0.286, SLG: 0.310		0-3 K			0-3 K			0-1 F7	4 0 0 0 0 2 4											
3 Wilson Ramos, R OBP: 0.328, SLG: 0.430		2-2 G6-3			1-1 G6-3			1-2 G6-3	4 0 1 0 0 0 3											
48 Ross Detwiler, R OBP: 0.118, SLG: 0.118					1-3 K			1-0 F9	4 0 1 1 0 1 0											
63 Henry Alberto Rodriguez, R									0 0 0 0 0 0 0											
43 Brian Bixler, R OBP: 0.270, SLG: 0.268					1-1 G3				0 0 0 0 0 0 0											
									0 0 0 0 0 0 0											
<b>Inning Stats</b>	R: 0 H: 2 E: 0 K: 0 S: 9	H: 2 LOB: 1 BB: 0 P: 16	R: 1 H: 1 E: 0 K: 2 S: 12	H: 1 LOB: 0 BB: 0 P: 16	R: 0 H: 0 E: 0 K: 2 S: 8	H: 0 LOB: 0 BB: 0 P: 11	R: 0 H: 2 E: 1 K: 1 S: 12	H: 2 LOB: 3 BB: 0 P: 15	R: 0 H: 1 E: 1 K: 1 S: 16	H: 3 LOB: 2 BB: 0 P: 18	R: 1 H: 2 E: 0 K: 1 S: 14	H: 2 LOB: 0 BB: 0 P: 22	R: 0 H: 0 E: 0 K: 0 S: 6	H: 0 LOB: 0 BB: 0 P: 8	R: 0 H: 0 E: 0 K: 2 S: 9	H: 0 LOB: 1 BB: 1 P: 14	1B: 8 2B: 2 HR: 1	SF: 0 SAC: 0 DP: 1 HBP: 0	WP: 0 PB: 0 SB: 0 CS: 0	PA: 40
<b>PITCHER</b>	IP WLS BF H R ER SO BB IBB HBP BLK WP HR S P ERA WHIP	IP WLS BF H R ER SO BB IBB HBP BLK WP HR S P ERA WHIP	IP WLS BF H R ER SO BB IBB HBP BLK WP HR S P ERA WHIP	IP WLS BF H R ER SO BB IBB HBP BLK WP HR S P ERA WHIP	IP WLS BF H R ER SO BB IBB HBP BLK WP HR S P ERA WHIP	IP WLS BF H R ER SO BB IBB HBP BLK WP HR S P ERA WHIP	IP WLS BF H R ER SO BB IBB HBP BLK WP HR S P ERA WHIP	IP WLS BF H R ER SO BB IBB HBP BLK WP HR S P ERA WHIP	IP WLS BF H R ER SO BB IBB HBP BLK WP HR S P ERA WHIP	IP WLS BF H R ER SO BB IBB HBP BLK WP HR S P ERA WHIP	IP WLS BF H R ER SO BB IBB HBP BLK WP HR S P ERA WHIP	IP WLS BF H R ER SO BB IBB HBP BLK WP HR S P ERA WHIP	IP WLS BF H R ER SO BB IBB HBP BLK WP HR S P ERA WHIP	IP WLS BF H R ER SO BB IBB HBP BLK WP HR S P ERA WHIP	IP WLS BF H R ER SO BB IBB HBP BLK WP HR S P ERA WHIP	IP WLS BF H R ER SO BB IBB HBP BLK WP HR S P ERA WHIP	IP WLS BF H R ER SO BB IBB HBP BLK WP HR S P ERA WHIP	IP WLS BF H R ER SO BB IBB HBP BLK WP HR S P ERA WHIP	IP WLS BF H R ER SO BB IBB HBP BLK WP HR S P ERA WHIP	IP WLS BF H R ER SO BB IBB HBP BLK WP HR S P ERA WHIP

Washington Nationals @ Philadelphia Phillies  
Citizens Bank Park, Philadelphia, PA  
Tue Sep 20 2011, 7:07 PM - 9:41 PM EDT  
Att: 45,408 - Cloudy - 69 F

AB	39
R	3
H	11
RBI	2
BB	1
SO	11
LOB	20



Batter	1	2	3	4	5	6	7	8	9	AB	R	H	RBI	BB	SO	LOB	BOTTOM					
11 Jimmy Rollins, S OBP: 0.336, SLG: 0.394	2-1 G5-3				0-1 G6-3				1-1 L9	4 0 0 0 0 0 0												
27 Placido Polanco, R OBP: 0.344, SLG: 0.346	0-1 L4				1-2 G5-4-3 1B			4-2 BB	3 0 1 0 1 1 0													
8 Shane Victorino, S OBP: 0.361, SLG: 0.498	1-0 L5				0-0 G5-4-3			1-2 F8	4 0 0 0 0 1 2													
26 Chase Utley, L OBP: 0.343, SLG: 0.427		3-2 G3-1				0-1 F9		3-2 HBP	2 0 0 0 0 0 0													
15 John Mayberry Jr., R OBP: 0.332, SLG: 0.512		0-1 F7				0-3 K		0-0 F9	3 0 0 0 0 1 2													
29 Raul Ibanez, L OBP: 0.287, SLG: 0.424									3 0 0 0 0 1 0													
10 Ben Francisco, R OBP: 0.337, SLG: 0.364					1-0 K				3 0 2 0 0 0 0													
51 Carlos Ruiz, R OBP: 0.369, SLG: 0.382					3-1 L8				3 0 0 0 0 1 2													
33 Cliff Lee, L OBP: 0.213, SLG: 0.315					1-1 B5-6-4				2 0 0 0 0 1 1													
37 Justin De Fratus, S									0 0 0 0 0 0 0													
7 Ross Gload, L OBP: 0.273, SLG: 0.308									1 0 0 0 0 0 1													
57 David Herndon, R									0 0 0 0 0 0 0													
<b>Inning Stats</b>	R: 0 H: 0 E: 0 K: 0 S: 5	H: 0 LOB: 0 BB: 0 P: 8	R: 0 H: 0 E: 0 K: 1 S: 8	H: 0 LOB: 0 BB: 0 P: 11	R: 0 H: 1 E: 0 K: 0 S: 5	H: 1 LOB: 0 BB: 0 P: 10	R: 0 H: 1 E: 0 K: 0 S: 6	H: 1 LOB: 0 BB: 0 P: 7	R: 0 H: 0 E: 0 K: 1 S: 7	H: 0 LOB: 0 BB: 0 P: 10	R: 0 H: 0 E: 0 K: 1 S: 6	H: 0 LOB: 0 BB: 0 P: 8	R: 0 H: 0 E: 0 K: 0 S: 10	H: 0 LOB: 2 BB: 1 P: 19	R: 0 H: 1 E: 0 K: 1 S: 9	H: 1 LOB: 1 BB: 0 P: 15	R: 0 H: 0 E: 0 K: 2 S: 10	H: 0 LOB: 0 BB: 0 P: 13	1B: 3 2B: 0 HR: 0	SF: 0 SAC: 0 DP: 2 HBP: 1	WP: 0 PB: 0 SB: 0 CS: 0	PA: 30
<b>PITCHER</b>	IP WLS BF H R ER SO BB IBB HBP BLK WP HR S P ERA WHIP	IP WLS BF H R ER SO BB IBB HBP BLK WP HR S P ERA WHIP	IP WLS BF H R ER SO BB IBB HBP BLK WP HR S P ERA WHIP	IP WLS BF H R ER SO BB IBB HBP BLK WP HR S P ERA WHIP	IP WLS BF H R ER SO BB IBB HBP BLK WP HR S P ERA WHIP	IP WLS BF H R ER SO BB IBB HBP BLK WP HR S P ERA WHIP	IP WLS BF H R ER SO BB IBB HBP BLK WP HR S P ERA WHIP	IP WLS BF H R ER SO BB IBB HBP BLK WP HR S P ERA WHIP	IP WLS BF H R ER SO BB IBB HBP BLK WP HR S P ERA WHIP	IP WLS BF H R ER SO BB IBB HBP BLK WP HR S P ERA WHIP	IP WLS BF H R ER SO BB IBB HBP BLK WP HR S P ERA WHIP	IP WLS BF H R ER SO BB IBB HBP BLK WP HR S P ERA WHIP	IP WLS BF H R ER SO BB IBB HBP BLK WP HR S P ERA WHIP	IP WLS BF H R ER SO BB IBB HBP BLK WP HR S P ERA WHIP	IP WLS BF H R ER SO BB IBB HBP BLK WP HR S P ERA WHIP	IP WLS BF H R ER SO BB IBB HBP BLK WP HR S P ERA WHIP	IP WLS BF H R ER SO BB IBB HBP BLK WP HR S P ERA WHIP	IP WLS BF H R ER SO BB IBB HBP BLK WP HR S P ERA WHIP	IP WLS BF H R ER SO BB IBB HBP BLK WP HR S P ERA WHIP	IP WLS BF H R ER SO BB IBB HBP BLK WP HR S P ERA WHIP		

Washington Nationals @ Philadelphia Phillies  
Citizens Bank Park, Philadelphia, PA  
Tue Sep 20 2011, 7:07 PM - 9:41 PM EDT  
Att: 45,408 - Cloudy - 69 F

AB	28
R	0
H	3
RBI	0
BB	1
SO	6
LOB	8





Batter	1	2	3	4	5	6	7	8	9	AB	R	H	RBI	BB	SO	LOB	TOP					
20 Ian Desmond, R OBP: 0.293, SLG: 0.353			G6-3				F8			5	0	1	0	0	2	1	Washington Nationals @ Philadelphia Phillies Citizens Bank Park, Philadelphia, PA Wed Sep 21 2011, 7:09 PM - 10:05 PM EDT Att: 45,083 - Cloudy - 70 F					
2 Roger Bernadina, L OBP: 0.305, SLG: 0.366	L7		P6			G3-1		K		5	0	1	0	0	1	3						
11 Ryan Zimmerman, R OBP: 0.352, SLG: 0.449						G4-3	K	F7		4	0	0	0	1	2	3						
38 Michael Morse, R OBP: 0.362, SLG: 0.537	F9						F8			4	1	2	0	1	0	2						
43 Brian Bixler, R OBP: 0.270, SLG: 0.268									F8	0	0	0	0	0	0	0						
8 Danny Espinosa, S OBP: 0.324, SLG: 0.420	F7								F8	4	2	1	2	0	1	2						
14 Chris Marrero, R OBP: 0.302, SLG: 0.330			FC6-4						F7	4	2	2	0	1	0	2						
24 Rick Ankiel, L OBP: 0.302, SLG: 0.368						F7			F7	4	2	2	0	1	0	2						
3 Wilson Ramos, R OBP: 0.334, SLG: 0.443									FC1	4	1	0	0	0	2	4						
31 John Lannan, L ERA: 3.0	F8					G4-3		SF7		3	1	3	3	1	0	0						
13 Alex Cora, L ERA: 4.5										1	0	0	0	0	0	0						
35 Craig Stammen, R ERA: 1.04										0	0	0	0	0	0	0						
30 Johnny Lincecum, S ERA: 3.59										0	0	0	0	0	0	0						
59 Atahualpa Severino, L ERA: 3.59										0	0	0	0	0	0	0						
60 Todd Coffey, R ERA: 3.59										0	0	0	0	0	0	0						
63 Henry Alberto Rodriguez, R ERA: 3.59										0	0	0	0	0	0	0						
<b>Inning Stats</b>	R: 0 E: 0 K: 1 S: 7	H: 0 LOB: 1 BB: 1 P: 16	R: 2 E: 0 K: 1 S: 9	H: 2 LOB: 0 BB: 0 P: 13	R: 0 E: 0 K: 1 S: 10	H: 0 LOB: 0 BB: 0 P: 14	R: 0 E: 0 K: 2 S: 10	H: 1 LOB: 1 BB: 0 P: 20	R: 0 E: 0 K: 1 S: 7	H: 1 LOB: 1 BB: 0 P: 10	R: 2 E: 0 K: 0 S: 14	H: 3 LOB: 2 BB: 1 P: 24	R: 0 E: 0 K: 1 S: 8	H: 1 LOB: 0 BB: 0 P: 11	R: 3 E: 1 K: 1 S: 12	H: 2 LOB: 2 BB: 1 P: 21	R: 0 E: 0 K: 0 S: 7	H: 1 LOB: 1 BB: 0 P: 8	1B: 6 2B: 2 3B: 0 HR: 2	SF: 1 SAC: 1 DP: 0 HBP: 1	WP: 0 PB: 0 SB: 0 CS: 1	PA: 42
<b>PITCHER</b>	IP WLS BF H R ER SO BB IBB HBP BLK WP HR S P ERA WHIP																					
49 Vance Worley, R ERA: 3.0	6.0 L 27 6 4 4 6 2 1 0 0 0 0 2 57 97 6.00 1.333																					
56 Joe Blanton, R ERA: 5.3	1.0 4 1 0 0 1 0 0 0 0 0 0 0 8 11 0.00 1.000																					
37 Justin De Fratus, R ERA: 4.5	0.0 2 0 2 2 0 1 0 0 1 0 0 0 0 5 ∞ ∞																					
37 Antonio Bastardo, L ERA: 2.22	1.0 6 2 1 0 1 0 0 0 0 0 0 0 12 16 0.00 2.000																					
39 Michael Schwimer, R ERA: 6.35	1.0 3 1 0 0 0 0 0 0 0 0 0 0 7 8 0.00 1.000																					

Batter	1	2	3	4	5	6	7	8	9	AB	R	H	RBI	BB	SO	LOB	BOTTOM					
11 Jimmy Rollins, S OBP: 0.333, SLG: 0.390	F8	P3		G5-3			F8		K	5	0	0	0	0	1	3	Washington Nationals @ Philadelphia Phillies Citizens Bank Park, Philadelphia, PA Wed Sep 21 2011, 7:09 PM - 10:05 PM EDT Att: 45,083 - Cloudy - 70 F					
8 Shane Victorino, S OBP: 0.359, SLG: 0.494	P2	P6					F8		G4-3	4	0	0	0	1	0	3						
27 Placido Polanco, R OBP: 0.341, SLG: 0.343	G4-3		G5-3	G4-3			G1-3			4	0	0	0	0	0	1						
26 Chase Utley, L OBP: 0.342, SLG: 0.424										3	1	0	0	1	2	0						
15 John Mayberry Jr., R OBP: 0.336, SLG: 0.528										4	3	3	2	0	0	0						
29 Raul Ibanez, L OBP: 0.289, SLG: 0.424										4	1	2	1	0	2	0						
10 Ben Francisco, R OBP: 0.343, SLG: 0.370										4	0	3	1	0	1	0						
23 Brian Schneider, L OBP: 0.233, SLG: 0.254			G4-3				K	G3		4	0	1	0	0	1	3						
49 Vance Worley, R ERA: 3.72										2	0	1	1	0	0	0						
24 Brandon Moss, L ERA: 1.04										1	0	0	0	0	0	0						
56 Joe Blanton, R ERA: 5.3										0	0	0	0	0	0	0						
37 Justin De Fratus, S ERA: 4.5										0	0	0	0	0	0	0						
37 Antonio Bastardo, L ERA: 2.22										0	0	0	0	0	0	0						
39 Michael Schwimer, R ERA: 6.35										0	0	0	0	0	0	0						
7 Ross Gload, L OBP: 0.270, SLG: 0.306										1	0	0	0	0	0	0						
<b>Inning Stats</b>	R: 0 E: 0 K: 0 S: 7	H: 0 LOB: 0 BB: 0 P: 10	R: 2 E: 0 K: 1 S: 17	H: 5 LOB: 3 BB: 0 P: 25	R: 1 E: 0 K: 1 S: 13	H: 3 LOB: 2 BB: 0 P: 19	R: 0 E: 0 K: 0 S: 7	H: 0 LOB: 1 BB: 1 P: 14	R: 0 E: 0 K: 1 S: 7	H: 0 LOB: 0 BB: 0 P: 8	R: 0 E: 0 K: 1 S: 9	H: 1 LOB: 0 BB: 0 P: 9	R: 0 E: 0 K: 0 S: 9	H: 0 LOB: 0 BB: 0 P: 14	R: 2 E: 1 K: 2 S: 16	H: 1 LOB: 1 BB: 0 P: 26	R: 0 E: 0 K: 1 S: 10	H: 0 LOB: 0 BB: 0 P: 16	1B: 9 2B: 0 3B: 0 HR: 1	SF: 0 SAC: 0 DP: 1 HBP: 0	WP: 0 PB: 0 SB: 1 CS: 0	PA: 38
<b>PITCHER</b>	IP WLS BF H R ER SO BB IBB HBP BLK WP HR S P ERA WHIP																					
31 John Lannan, L ERA: 3.72	5.0 W 24 8 3 3 3 1 0 0 0 0 0 0 16 23 5.40 1.800																					
35 Craig Stammen, R ERA: 1.04	2.0 H 6 1 0 0 1 0 0 0 0 0 0 0 16 23 0.00 0.500																					
59 Atahualpa Severino, L ERA: 3.0	0.1 3 1 2 2 1 1 0 0 0 0 0 1 11 18 54.00 6.000																					
60 Todd Coffey, R ERA: 3.59	0.2 H 2 0 0 0 1 0 0 0 0 0 0 0 5 8 0.00 0.000																					
63 Henry Alberto Rodriguez, R ERA: 3.59	1.0 S 3 0 0 0 1 0 0 0 0 0 0 0 10 16 0.00 0.000																					



Batter	1	2	3	4	5	6	7	8	9	AB	R	H	RBI	BB	SO	LOB	TOP					
20 Ian Desmond, R OBP: 0.294, SLG: 0.355	F9		2B		G6-3			2B		4	2	2	1	0	0	1						
2 Roger Bernadina, L OBP: 0.351, SLG: 0.371	G4-3		1B			B5		38 HR		4	1	2	2	0	0	0						
11 Ryan Zimmerman, R (1,5)	G5-3		F9		G6-3			38 HR		3	1	0	0	1	0	1						
38 Michael Morse, R OBP: 0.361, SLG: 0.541		F9		G4-3		G5-3		HR		4	1	1	3	0	0	0						
43 Brian Bixler, R OBP: 0.270, SLG: 0.268										0	0	0	0	0	0	0						
19 Lavnce Nix, L OBP: 0.301, SLG: 0.456										3	0	0	0	1	2	0						
36 Tyler Clippard, R (8,1)										0	0	0	0	0	0	0						
45 Doug Slaten, L (9,1)										0	0	0	0	0	0	0						
60 Todd Coffey, R (9,1)										0	0	0	0	0	0	0						
8 Danny Espinosa, S OBP: 0.322, SLG: 0.417										4	0	0	0	0	2	1						
24 Rick Ankiel, L OBP: 0.304, SLG: 0.375										4	1	2	0	0	0	1						
26 Jesus Flores, R OBP: 0.253, SLG: 0.314										4	0	0	0	0	1	2						
41 Brad Peacock, R (1,1)										2	0	0	0	0	0	2						
32 Tom Gorzelanny, R OBP: 0.167, SLG: 0.107										0	0	0	0	0	0	0						
52 Ryan Mattheus, R (7,1)										0	0	0	0	0	0	0						
13 Alex Cora, L (8,PH)										1	0	0	0	0	1	0						
14 Chris Marrero, R OBP: 0.302, SLG: 0.330										0	0	0	0	0	0	0						
<b>Inning Stats</b>	R: 0 H: 0 E: 0 K: 0 S: 7	H: 0 LOB: 0 BB: 0 P: 11	R: 0 H: 0 E: 0 K: 2 S: 9	H: 0 LOB: 0 BB: 0 P: 9	R: 2 H: 3 E: 0 K: 1 S: 18	H: 3 LOB: 1 BB: 0 P: 24	R: 0 H: 0 E: 0 K: 0 S: 6	H: 0 LOB: 0 BB: 0 P: 9	R: 0 H: 1 E: 0 K: 0 S: 7	H: 1 LOB: 1 BB: 0 P: 7	R: 0 H: 0 E: 0 K: 0 S: 4	H: 0 LOB: 0 BB: 0 P: 6	R: 0 H: 0 E: 0 K: 0 S: 8	H: 0 LOB: 0 BB: 1 P: 14	R: 4 H: 3 E: 0 K: 2 S: 18	H: 3 LOB: 0 BB: 1 P: 33	R: 0 H: 0 E: 0 K: 1 S: 7	H: 0 LOB: 0 BB: 0 P: 11	1B: 2 2B: 4 3B: 0 HR: 1	SF: 0 SAC: 0 DP: 1 HBP: 0	WP: 0 PB: 0 SB: 1 CS: 0	PA: 35
<b>PITCHER</b>	IP WLS BF H R ER SO BB IBB HBP BLK WP HR S P ERA WHIP																					
44 Roy Oswalt, R ERA: 3.86	(1,1) 7.2 L 31 7 6 6 4 2 0 0 0 0 0 1 74 110 7.04 1.174																					
54 Brad Lidge, R ERA: 1.1	(8,1) 0.1 1 0 0 0 1 0 0 0 0 0 0 3 3 0.00 0.000																					
55 Joe Savery, L ERA:	(9,1) 1.0 3 0 0 0 1 0 0 0 0 0 0 7 11 0.00 0.000																					

Washington Nationals @ Philadelphia Phillies  
Citizens Bank Park, Philadelphia, PA  
Thu Sep 22 2011, 7:09 PM - 9:42 PM EDT  
Att: 45,064 - Cloudy - 76 F

AB 33  
R 6  
H 7  
RBI 6  
BB 2  
SO 6  
LOB 8



Batter	1	2	3	4	5	6	7	8	9	AB	R	H	RBI	BB	SO	LOB	BOTTOM	
11 Jimmy Rollins, S OBP: 0.333, SLG: 0.388	F7		F8			26 BB		F9		3	0	0	0	1	0	0		
8 Shane Victorino, S OBP: 0.357, SLG: 0.490	L7				F8			F8		4	0	0	0	0	2			
26 Chase Utley, L OBP: 0.341, SLG: 0.421	F7				P6			P4		3	0	0	0	1	1	0		
29 Raul Ibanez, L OBP: 0.287, SLG: 0.421		F8			F9			F8		4	0	0	0	0	3			
7 Ross Gload, L OBP: 0.285, SLG: 0.300										2	0	0	0	0	0	0		
15 John Mayberry Jr., R OBP: 0.337, SLG: 0.532										2	1	1	0	0	0	0		
51 Carlos Ruiz, R OBP: 0.372, SLG: 0.386										4	0	3	1	0	0	0		
16 John Bowker, L OBP: 0.200, SLG: 0.179										2	0	0	0	0	1			
10 Ben Francisco, R (7,PH)										2	0	0	0	0	2			
5 Pete Orr, L OBP: 0.279, SLG: 0.250										3	0	0	0	0	1	1		
44 Roy Oswalt, R ERA: 0.75	(1,1) 5.2 W 20 1 1 0 0 2 2 0 0 0 0 0 9 13 0.00 0.529																	
32 Tom Gorzelanny, L ERA: 4.07	(6,1) 0.2 H 4 1 0 0 0 1 0 0 0 0 0 0 9 13 0.00 3.000																	
52 Ryan Mattheus, R ERA: 2.35	(7,1) 0.2 H 2 0 0 0 0 0 0 0 0 0 0 0 3 3 0.00 0.000																	
36 Tyler Clippard, R ERA: 1.5	(8,1) 1.0 3 0 0 0 0 0 0 0 0 0 0 8 10 0.00 0.000																	
45 Doug Slaten, L ERA: 4.02	(9,1) 0.2 2 0 0 0 1 0 0 0 0 0 0 5 6 0.00 0.000																	
<b>Inning Stats</b>	R: 0 H: 0 E: 0 K: 0 S: 7	H: 1 LOB: 1 BB: 0 P: 10	R: 0 H: 0 E: 0 K: 2 S: 8	H: 0 LOB: 0 BB: 0 P: 11	R: 0 H: 0 E: 0 K: 0 S: 5	H: 0 LOB: 0 BB: 0 P: 8	R: 0 H: 0 E: 0 K: 0 S: 12	H: 0 LOB: 3 BB: 3 P: 27	R: 0 H: 1 E: 0 K: 0 S: 8	H: 1 LOB: 1 BB: 0 P: 8	R: 0 H: 0 E: 0 K: 0 S: 8	H: 0 LOB: 0 BB: 0 P: 10	R: 0 H: 2 E: 1 K: 1 S: 11	H: 2 LOB: 1 BB: 0 P: 18	1B: 3 2B: 1 3B: 0 HR: 0	SF: 0 SAC: 0 DP: 0 HBP: 0	WP: 0 PB: 0 SB: 0 CS: 0	PA: 34
<b>PITCHER</b>	IP WLS BF H R ER SO BB IBB HBP BLK WP HR S P ERA WHIP																	
60 Todd Coffey, R ERA: 3.88	(9,1) 0.1 3 2 1 1 0 0 0 0 0 0 0 3 3 27.00 6.000																	

Washington Nationals @ Philadelphia Phillies  
Citizens Bank Park, Philadelphia, PA  
Thu Sep 22 2011, 7:09 PM - 9:42 PM EDT  
Att: 45,064 - Cloudy - 76 F

AB 31  
R 1  
H 4  
RBI 1  
BB 3  
SO 3  
LOB 9





Batter	1	2	3	4	5	6	7	8	9	AB	R	H	RBI	BB	SO	LOB	TOP
24 Michael Bourn, L (1.8) OBP: 0.350, SLG: 0.390										4	2	1	0	1	1	0	<b>Atlanta Braves @ Washington Nationals</b> Nationals Park, Washington, DC Fri Sep 23 2011, 7:20 PM - 10:29 PM EDT Att: 28,817 - Overcast - 70 F
14 Martin Prado, R (1.7) OBP: 0.309, SLG: 0.389										5	1	1	0	0	1	2	
10 Chipper Jones, S (1.5) OBP: 0.351, SLG: 0.476										4	2	1	0	1	1	0	
26 Dan Uggla, R (1.4) OBP: 0.311, SLG: 0.453										5	2	3	2	0	1	0	
16 Brian McCann, L (1.2) OBP: 0.354, SLG: 0.471										4	0	1	2	0	1	3	
5 Freddie Freeman, L (1.3) OBP: 0.352, SLG: 0.453										4	0	2	1	0	0	2	
1 Jack Wilson, R (1.6) OBP: 0.272, SLG: 0.287										4	0	0	0	0	2	3	
22 Jason Heyward, L (1.9) OBP: 0.324, SLG: 0.395										4	0	2	0	0	0	2	
15 Tim Hudson, R (1.1) OBP: 0.166, SLG: 0.175										3	0	0	0	0	0	1	
50 Christian Martinez, R (6.1) OBP: 0.335, SLG: 0.970										0	0	0	0	0	0	0	
34 Eric O'Flaherty, L (7.1) OBP: 0.335, SLG: 0.970										0	0	0	0	0	0	0	
20 Eric Hinske, L (8. PH) OBP: 0.335, SLG: 0.970										0	0	0	0	0	0	0	
39 Jonny Venters, L (8.1) OBP: 0.335, SLG: 0.970										0	0	0	0	0	0	0	
46 Craig Kimbrel, R (9.1) OBP: 0.335, SLG: 0.970										0	0	0	0	0	0	0	
<b>Inning Stats</b>	R: 3 H: 4 E: 1 K: 2 S: 23	H: 4 R: 0 ER: 0 LOB: 2 BB: 0 P: 38	R: 0 H: 0 E: 0 K: 0 S: 6	H: 0 R: 0 ER: 0 LOB: 1 BB: 0 P: 11	R: 0 H: 1 E: 0 K: 1 S: 8	H: 0 R: 0 ER: 0 LOB: 0 BB: 0 P: 13	R: 0 H: 2 E: 0 K: 1 S: 20	H: 1 R: 0 ER: 0 LOB: 0 BB: 2 P: 7	R: 0 H: 2 E: 0 K: 1 S: 11	H: 2 R: 0 ER: 0 LOB: 2 BB: 0 P: 17	R: 1 H: 1 E: 0 K: 1 S: 13	H: 1 R: 0 ER: 0 LOB: 0 BB: 0 P: 15	1B: 9 2B: 2 3B: 0 HR: 0	SF: 0 SAC: 0 DP: 1 HBP: 0	WP: 0 PB: 0 SB: 2 CS: 0	PA: 40	<b>AB 38</b> <b>R 7</b> <b>H 11</b> <b>RBI 5</b> <b>BB 2</b> <b>SO 8</b> <b>LOB 15</b>
<b>PITCHER</b>	IP WLS BF H R ER SO BB IBB HBP BLK WP HR S P ERA WHIP	IP WLS BF H R ER SO BB IBB HBP BLK WP HR S P ERA WHIP	IP WLS BF H R ER SO BB IBB HBP BLK WP HR S P ERA WHIP	IP WLS BF H R ER SO BB IBB HBP BLK WP HR S P ERA WHIP	IP WLS BF H R ER SO BB IBB HBP BLK WP HR S P ERA WHIP	IP WLS BF H R ER SO BB IBB HBP BLK WP HR S P ERA WHIP	IP WLS BF H R ER SO BB IBB HBP BLK WP HR S P ERA WHIP	IP WLS BF H R ER SO BB IBB HBP BLK WP HR S P ERA WHIP	IP WLS BF H R ER SO BB IBB HBP BLK WP HR S P ERA WHIP	IP WLS BF H R ER SO BB IBB HBP BLK WP HR S P ERA WHIP	IP WLS BF H R ER SO BB IBB HBP BLK WP HR S P ERA WHIP	IP WLS BF H R ER SO BB IBB HBP BLK WP HR S P ERA WHIP	IP WLS BF H R ER SO BB IBB HBP BLK WP HR S P ERA WHIP	IP WLS BF H R ER SO BB IBB HBP BLK WP HR S P ERA WHIP	IP WLS BF H R ER SO BB IBB HBP BLK WP HR S P ERA WHIP	IP WLS BF H R ER SO BB IBB HBP BLK WP HR S P ERA WHIP	IP WLS BF H R ER SO BB IBB HBP BLK WP HR S P ERA WHIP
37 Stephen Strasburg, R (1.1) ERA: 2.0	4.0 L 18 5 3 2 3 0 0 0 0 0 0 0 46 75 4.50 1.250	37 Stephen Strasburg, R (1.1) ERA: 2.0	23 Collin Balester, R (5.1) ERA: 4.54	0.1 4 1 3 3 0 2 0 0 0 0 0 0 7 19 81.00 9.000	23 Collin Balester, R (5.1) ERA: 4.54	59 Atahualpa Severino, L (5.1) ERA: 4.91	1.2 6 2 0 0 1 0 0 0 0 0 0 0 19 25 0.00 1.200	59 Atahualpa Severino, L (5.1) ERA: 4.91	29 Yunesky Maya, R (7.1) ERA: 5.4	2.0 8 2 0 0 3 0 0 0 0 0 0 0 19 31 0.00 1.000	29 Yunesky Maya, R (7.1) ERA: 5.4	63 Henry Alberto Rodriguez, R (1.1) ERA: 3.88	1.0 4 1 1 1 1 0 0 0 0 0 0 0 13 15 9.00 1.000	63 Henry Alberto Rodriguez, R (1.1) ERA: 3.88	63 Henry Alberto Rodriguez, R (1.1) ERA: 3.88	63 Henry Alberto Rodriguez, R (1.1) ERA: 3.88	63 Henry Alberto Rodriguez, R (1.1) ERA: 3.88

Batter	1	2	3	4	5	6	7	8	9	AB	R	H	RBI	BB	SO	LOB	BOTTOM
20 Ian Desmond, R (1.6) OBP: 0.295, SLG: 0.356										5	0	2	0	0	0	1	<b>Atlanta Braves @ Washington Nationals</b> Nationals Park, Washington, DC Fri Sep 23 2011, 7:20 PM - 10:29 PM EDT Att: 28,817 - Overcast - 70 F
24 Rick Ankiel, L (1.8) OBP: 0.304, SLG: 0.374										3	0	1	0	0	0	1	
30 Jonny Gomes, R (7. PH) OBP: 0.324, SLG: 0.385										1	0	0	0	0	1	1	
2 Roger Bernadina, L (9. PH) OBP: 0.307, SLG: 0.370										5	0	1	0	0	2	4	
11 Ryan Zimmerman, R (1.5) OBP: 0.349, SLG: 0.443										3	1	1	0	0	1	2	
38 Michael Morse, R (1.7) OBP: 0.362, SLG: 0.542										3	1	1	0	0	1	2	
28 Jayson Werth, R (1.9) OBP: 0.330, SLG: 0.394										4	2	2	2	0	1	2	
8 Danny Espinosa, S (1.4) OBP: 0.323, SLG: 0.419										4	1	2	0	0	1	0	
19 Laynce Nix, L (1.3) OBP: 0.262, SLG: 0.493										2	0	0	0	0	1	1	
59 Atahualpa Severino, L (6. PH) OBP: 0.271, SLG: 0.339										4	0	2	2	0	1	0	
3 Wilson Ramos, R (1.2) OBP: 0.336, SLG: 0.443										4	0	2	2	0	1	0	
37 Stephen Strasburg, R (1.1) ERA: 3.23	5.2 W 26 9 3 3 4 0 0 0 1 0 0 0 57 86 4.76 1.588	37 Stephen Strasburg, R (1.1) ERA: 3.23	50 Christian Martinez, R (6.1) ERA: 3.16	0.1 H 1 0 0 0 0 0 0 0 0 0 0 0 3 5 0.00 0.000	50 Christian Martinez, R (6.1) ERA: 3.16	34 Eric O'Flaherty, L (7.1) ERA: 1.01	1.0 H 4 1 0 0 1 0 0 0 0 0 0 0 7 12 0.00 1.000	34 Eric O'Flaherty, L (7.1) ERA: 1.01	39 Jonny Venters, L (8.1) ERA: 1.78	1.0 H 4 1 1 1 1 0 0 0 0 0 0 0 1 11 16 9.00 1.000	39 Jonny Venters, L (8.1) ERA: 1.78	46 Craig Kimbrel, R (9.1) ERA: 2.0	1.0 S 4 1 0 0 2 0 0 0 0 0 0 0 13 20 0.00 1.000	46 Craig Kimbrel, R (9.1) ERA: 2.0	46 Craig Kimbrel, R (9.1) ERA: 2.0	46 Craig Kimbrel, R (9.1) ERA: 2.0	
<b>Inning Stats</b>	R: 0 H: 1 E: 0 K: 1 S: 9	H: 1 R: 1 ER: 0 LOB: 1 BB: 0 P: 12	R: 1 H: 2 E: 0 K: 2 S: 14	H: 2 R: 0 ER: 0 LOB: 0 BB: 0 P: 16	R: 0 H: 2 E: 0 K: 0 S: 9	H: 0 R: 0 ER: 0 LOB: 0 BB: 0 P: 9	R: 0 H: 0 E: 0 K: 0 S: 5	H: 4 R: 2 ER: 0 LOB: 2 BB: 0 P: 31	R: 0 H: 1 E: 0 K: 1 S: 7	H: 1 R: 0 ER: 0 LOB: 1 BB: 0 P: 12	R: 1 H: 1 E: 0 K: 1 S: 11	H: 1 R: 0 ER: 0 LOB: 0 BB: 0 P: 16	1B: 9 2B: 2 3B: 0 HR: 1	SF: 0 SAC: 0 DP: 1 HBP: 1	WP: 0 PB: 0 SB: 0 CS: 0	PA: 39	<b>AB 38</b> <b>R 4</b> <b>H 12</b> <b>RBI 4</b> <b>BB 0</b> <b>SO 8</b> <b>LOB 17</b>
<b>PITCHER</b>	IP WLS BF H R ER SO BB IBB HBP BLK WP HR S P ERA WHIP	IP WLS BF H R ER SO BB IBB HBP BLK WP HR S P ERA WHIP	IP WLS BF H R ER SO BB IBB HBP BLK WP HR S P ERA WHIP	IP WLS BF H R ER SO BB IBB HBP BLK WP HR S P ERA WHIP	IP WLS BF H R ER SO BB IBB HBP BLK WP HR S P ERA WHIP	IP WLS BF H R ER SO BB IBB HBP BLK WP HR S P ERA WHIP	IP WLS BF H R ER SO BB IBB HBP BLK WP HR S P ERA WHIP	IP WLS BF H R ER SO BB IBB HBP BLK WP HR S P ERA WHIP	IP WLS BF H R ER SO BB IBB HBP BLK WP HR S P ERA WHIP	IP WLS BF H R ER SO BB IBB HBP BLK WP HR S P ERA WHIP	IP WLS BF H R ER SO BB IBB HBP BLK WP HR S P ERA WHIP	IP WLS BF H R ER SO BB IBB HBP BLK WP HR S P ERA WHIP	IP WLS BF H R ER SO BB IBB HBP BLK WP HR S P ERA WHIP	IP WLS BF H R ER SO BB IBB HBP BLK WP HR S P ERA WHIP	IP WLS BF H R ER SO BB IBB HBP BLK WP HR S P ERA WHIP	IP WLS BF H R ER SO BB IBB HBP BLK WP HR S P ERA WHIP	IP WLS BF H R ER SO BB IBB HBP BLK WP HR S P ERA WHIP
15 Tim Hudson, R (1.1) ERA: 3.23	5.2 W 26 9 3 3 4 0 0 0 1 0 0 0 57 86 4.76 1.588	15 Tim Hudson, R (1.1) ERA: 3.23	50 Christian Martinez, R (6.1) ERA: 3.16	0.1 H 1 0 0 0 0 0 0 0 0 0 0 0 3 5 0.00 0.000	50 Christian Martinez, R (6.1) ERA: 3.16	34 Eric O'Flaherty, L (7.1) ERA: 1.01	1.0 H 4 1 0 0 1 0 0 0 0 0 0 0 7 12 0.00 1.000	34 Eric O'Flaherty, L (7.1) ERA: 1.01	39 Jonny Venters, L (8.1) ERA: 1.78	1.0 H 4 1 1 1 1 0 0 0 0 0 0 0 1 11 16 9.00 1.000	39 Jonny Venters, L (8.1) ERA: 1.78	46 Craig Kimbrel, R (9.1) ERA: 2.0	1.0 S 4 1 0 0 2 0 0 0 0 0 0 0 13 20 0.00 1.000	46 Craig Kimbrel, R (9.1) ERA: 2.0	46 Craig Kimbrel, R (9.1) ERA: 2.0	46 Craig Kimbrel, R (9.1) ERA: 2.0	

**Atlanta Braves @ Washington Nationals**  
 Nationals Park, Washington, DC  
 Fri Sep 23 2011, 7:20 PM - 10:29 PM EDT  
 Att: 28,817 - Overcast - 70 F

**Atlanta Braves @ Washington Nationals**  
 Nationals Park, Washington, DC  
 Fri Sep 23 2011, 7:20 PM - 10:29 PM EDT  
 Att: 28,817 - Overcast - 70 F






Batter	1	2	3	4	5	6	7	8	9	AB	R	H	RBI	BB	SO	LOB	TOP										
24 Michael Bourn, L (1.8) OBP: 0.349, SLG: 0.389	G6-3		F8			K		14 CS 1B		4	0	1	0	0	1	1	<p>Atlanta Braves @ Washington Nationals</p> <p>Nationals Park, Washington, DC</p> <p>Sat Sep 24 2011, 1:07 PM - 3:53 PM EDT</p> <p>Att: 33,986 - Cloudy - 71 F</p>										
14 Martín Prado, R (1.7) OBP: 0.306, SLG: 0.386	G5-3		G5-3		G6-3	G6-3		F9		4	0	0	0	0	2												
10 Chipper Jones, S (1.5) OBP: 0.350, SLG: 0.474	K		1B		F8			G4-3		4	0	1	0	0	1	0											
26 Dan Uggla, R (1.4) OBP: 0.312, SLG: 0.452		G5-3		L5				1B		3	0	1	0	1	0	1											
16 Brian McCann, L (1.2) OBP: 0.353, SLG: 0.469		1 CS 1B		P2				BB		4	0	1	0	0	3												
5 Freddie Freeman, L (1.3) OBP: 0.352, SLG: 0.457	K				HR			K		4	1	1	1	0	3	3											
1 Jack Wilson, R (1.6) OBP: 0.273, SLG: 0.288		CS		G4-3				K		3	0	1	0	0	1	1											
22 Jason Heyward, L (1.9) OBP: 0.321, SLG: 0.392			F8		G4-3			G4-3		3	0	0	0	0	1												
37 Brandon Beachy, R (1.1) OBP: 0.091, SLG: 0.070					G6-3					2	0	0	0	0	1	1											
38 Anthony Varvaro, R (7.1)								24 1B		0	0	0	0	0	0	0											
7 Brooks Conrad, S (8. PH) OBP: 0.333, SLG: 0.400										0	0	0	0	1	0	0											
19 Scott Linebrink, R (8.1)										0	0	0	0	0	0	0											
<b>Inning Stats</b>	R: 0 E: 0 K: 1 S: 5	H: 0 LOB: 0 BB: 0 P: 8	R: 0 E: 0 K: 1 S: 9	H: 1 LOB: 0 BB: 2 P: 12	R: 0 E: 0 K: 1 S: 9	H: 1 LOB: 1 BB: 0 P: 16	R: 0 E: 0 K: 0 S: 11	H: 1 LOB: 1 BB: 0 P: 20	R: 1 E: 0 K: 0 S: 8	H: 1 LOB: 0 BB: 0 P: 15	R: 0 E: 0 K: 1 S: 9	H: 0 LOB: 0 BB: 1 P: 14	R: 0 E: 0 K: 2 S: 12	H: 0 LOB: 1 BB: 1 P: 20	R: 0 E: 0 K: 0 S: 9	H: 1 LOB: 1 BB: 1 P: 17	R: 0 E: 0 K: 1 S: 9	H: 1 LOB: 1 BB: 0 P: 12	1B: 5 2B: 0 3B: 0 HR: 1	SF: 0 SAC: 0 DP: 0 HBP: 0	WP: 0 PB: 0 CS: 2	PA: 34					
<b>PITCHER</b>	IP	WLS	BF	H	R	ER	SO	BB	IBB	HBP	BLK	WP	HR	S	P	ERA	WHIP										
40 Chien-Ming Wang, R (1.1) ERA: 4.04	6.0	W	21	4	1	1	4	0	0	0	0	0	1	51	85	1.50	0.667										
32 Tom Gorzelanny, L (7.1) ERA: 4.03	1.0	H	4	0	0	0	2	1	0	0	0	0	0	12	20	0.00	1.000										
36 Tyler Clippard, R (8.1) ERA: 1.88	1.0	H	4	1	0	0	2	1	0	0	0	0	0	9	17	0.00	2.000										
22 Drew Storen, R (9.1) ERA: 2.82	1.0	S	4	1	0	0	1	0	0	0	0	0	0	9	12	0.00	1.000										

Batter	1	2	3	4	5	6	7	8	9	AB	R	H	RBI	BB	SO	LOB	BOTTOM										
20 Ian Desmond, R (1.6) OBP: 0.293, SLG: 0.353	K		K		G1-3			K		4	0	0	0	0	3	3	<p>Atlanta Braves @ Washington Nationals</p> <p>Nationals Park, Washington, DC</p> <p>Sat Sep 24 2011, 1:07 PM - 3:53 PM EDT</p> <p>Att: 33,986 - Cloudy - 71 F</p>										
24 Rick Ankiel, L (1.8) OBP: 0.301, SLG: 0.370	K		K		K		G6-3		4	0	0	0	0	3	1												
11 Ryan Zimmerman, R (1.5) OBP: 0.350, SLG: 0.443	F9				8 WP 8 1B		38 WP 38 G6-4-3		L9	4	1	2	0	0	0	0											
38 Michael Morse, R (1.7) OBP: 0.359, SLG: 0.537					P6		G6-4-3		F9	4	0	0	0	0	1	2											
22 Drew Storen, S (9.1)					1B		1-2		F9	0	0	0	0	0	0	0											
28 Jayson Werth, R (1.9) OBP: 0.331, SLG: 0.393		8 S 14 1B			8 WP 8 1B				K	2	2	0	0	2	1	0											
8 Danny Espinosa, S (1.4) OBP: 0.325, SLG: 0.420		7 CS 14 1B			40 S 14 1B				K	2	1	1	2	1	1	0											
14 Chris Marrero, R (1.3) OBP: 0.304, SLG: 0.330					G5-3				G6-3	3	0	1	1	0	0	1											
7 Ivan Rodríguez, R (1.2) OBP: 0.280, SLG: 0.322					40 1B				1B	2	0	1	0	1	1	2											
40 Chien-Ming Wang, R (1.1) OBP: 0.100, SLG: 0.053									P5	2	0	1	1	0	1	0											
32 Tom Gorzelanny, R (7.1) ERA: 2.85										0	0	0	0	0	0	0											
19 Lyncene Nix, L (7. PH) OBP: 0.299, SLG: 0.452										1	0	0	0	0	0	1											
36 Tyler Clippard, R (8.1)										0	0	0	0	0	0	0											
2 Roger Bernadina, L (9.7) OBP: 0.307, SLG: 0.370										0	0	0	0	0	0	0											
<b>Inning Stats</b>	R: 0 E: 0 K: 2 S: 8	H: 0 LOB: 0 BB: 0 P: 13	R: 1 E: 0 K: 2 S: 14	H: 1 LOB: 2 BB: 2 P: 25	R: 0 E: 0 K: 3 S: 9	H: 0 LOB: 0 BB: 0 P: 12	R: 3 E: 0 K: 0 S: 16	H: 3 LOB: 2 BB: 2 P: 28	R: 0 E: 0 K: 1 S: 8	H: 1 LOB: 0 BB: 0 P: 14	R: 0 E: 0 K: 1 S: 10	H: 0 LOB: 0 BB: 0 P: 16	R: 0 E: 0 K: 1 S: 10	H: 1 LOB: 1 BB: 0 P: 13	R: 0 E: 0 K: 1 S: 7	H: 0 LOB: 0 BB: 0 P: 13	1B: 6 2B: 1 3B: 0 HR: 0	SF: 0 SAC: 0 DP: 2 HBP: 0	WP: 2 PB: 0 SB: 2 CS: 1	PA: 32							
<b>PITCHER</b>	IP	WLS	BF	H	R	ER	SO	BB	IBB	HBP	BLK	WP	HR	S	P	ERA	WHIP										
37 Brandon Beachy, R (1.1) ERA: 3.88	6.0	L	25	5	4	4	9	3	1	0	0	0	0	65	108	6.00	1.333										
38 Anthony Varvaro, R (7.1) ERA: 2.85	1.0		4	1	0	0	1	0	0	0	0	0	0	10	13	0.00	1.000										
19 Scott Linebrink, R (8.1) ERA: 3.61	1.0		3	0	0	0	1	0	0	0	0	0	0	7	13	0.00	0.000										

AB 31  
R 1  
H 6  
RBI 1  
BB 2  
SO 7  
LOB 13

AB 28  
R 4  
H 6  
RBI 4  
BB 4  
SO 11  
LOB 10





Batter	1	2	3	4	5	6	7	8	9	AB	R	H	RBI	BB	SO	LOB	TOP								
24 Michael Bourn, L (1,8) OBP: 0.347, SLG: 0.387										4	0	0	0	0	1	5	<p><b>Atlanta Braves @ Washington Nationals</b> Nationals Park, Washington, DC Sun Sep 25 2011, 1:38 PM - 4:19 PM EDT Att: 37,638 - Cloudy - 76 F</p>								
14 Martin Prado, R (1,7) OBP: 0.304, SLG: 0.384										4	0	0	0	0	1	5									
10 Chipper Jones, S (1,5) OBP: 0.347, SLG: 0.470										4	0	0	0	0	1	3									
26 Dan Uggla, R (1,4) OBP: 0.310, SLG: 0.449										4	0	0	0	0	2	0									
5 Freddie Freeman, L (1,3) OBP: 0.351, SLG: 0.455										4	0	1	0	0	0	0									
23 Matt Diaz, R (1,9) OBP: 0.303, SLG: 0.320									2	0	0	0	0	0	1	1									
22 Jason Heyward, L (7,PH) OBP: 0.321, SLG: 0.391									1	0	0	0	0	0	1	0									
8 David Ross, R (1,2) OBP: 0.333, SLG: 0.428									3	0	2	0	0	1	0	0									
1 Jack Wilson, R (1,6) OBP: 0.279, SLG: 0.290									2	0	1	0	1	1	0	0									
36 Mike Minor, R (1,1) OBP: 0.200, SLG: 0.185									0	0	0	0	0	1	0	0									
50 Cristhian Martinez, R (5,1) OBP: 0.333, SLG: 0.500									0	0	0	0	0	0	0	0									
7 Brooks Conrad, S (8,PH) OBP: 0.331, SLG: 0.396									1	0	0	0	0	1	0	0									
54 Kris Medlen, S (8,1) OBP: 0.300, SLG: 0.369									0	0	0	0	0	0	0	0									
<b>Inning Stats</b>	R: 0 E: 0 K: 1 S: 9	H: 0 LOB: 0 BB: 0 P: 14	R: 0 E: 0 K: 2 S: 9	H: 0 LOB: 0 BB: 0 P: 14	R: 0 E: 0 K: 0 S: 11	H: 1 LOB: 3 BB: 2 P: 26	R: 0 E: 0 K: 0 S: 10	H: 1 LOB: 0 BB: 0 P: 15	R: 0 E: 0 K: 1 S: 8	H: 2 LOB: 2 BB: 0 P: 9	R: 0 E: 0 K: 1 S: 9	H: 0 LOB: 0 BB: 0 P: 14	R: 0 E: 0 K: 3 S: 9	H: 0 LOB: 0 BB: 0 P: 11	R: 0 E: 0 K: 2 S: 7	H: 0 LOB: 0 BB: 0 P: 9	R: 0 E: 0 K: 1 S: 9	H: 0 LOB: 0 BB: 0 P: 15	1B: 4 2B: 0 3B: 0 HR: 0	SF: 0 SAC: 1 DP: 1 HBP: 0	WP: 0 PB: 0 SB: 0 CS: 0	PA: 32			
<b>PITCHER</b>	IP	WLS	BF	H	R	ER	SO	BB	IBB	HBP	BLK	WP	HR	S	P	ERA	WHIP								
48 Ross Detwiler, L (1,1) ERA: 3.0	6.0	W	23	4	0	0	4	2	0	0	0	0	0	56	92	0.00	1.000								
63 Henry Alberto Rodriguez, R (1,1) ERA: 3.62	1.0	H	3	0	0	0	3	0	0	0	0	0	0	9	11	0.00	0.000								
36 Tyler Clippard, R (8,1) ERA: 1.85	1.0	H	3	0	0	0	2	0	0	0	0	0	0	7	9	0.00	0.000								
22 Drew Storen, R (9,1) ERA: 2.78	1.0	S	3	0	0	0	1	0	0	0	0	0	0	9	15	0.00	0.000								

**Atlanta Braves @ Washington Nationals**  
Nationals Park, Washington, DC  
Sun Sep 25 2011, 1:38 PM - 4:19 PM EDT  
Att: 37,638 - Cloudy - 76 F

AB 29  
R 0  
H 4  
RBI 0  
BB 2  
SO 10  
LOB 14



Batter	1	2	3	4	5	6	7	8	9	AB	R	H	RBI	BB	SO	LOB	BOTTOM								
20 Ian Desmond, R (1,6) OBP: 0.293, SLG: 0.354										4	0	1	0	0	0	0	<p><b>Atlanta Braves @ Washington Nationals</b> Nationals Park, Washington, DC Sun Sep 25 2011, 1:38 PM - 4:19 PM EDT Att: 37,638 - Cloudy - 76 F</p>								
28 Javon Werth, R (1,8) OBP: 0.330, SLG: 0.392										4	0	1	0	0	2	1									
11 Ryan Zimmerman, R (1,5) OBP: 0.354, SLG: 0.445										3	1	2	0	1	0	1									
38 Michael Morse, R (1,7) OBP: 0.362, SLG: 0.544										3	1	2	2	1	0	2									
36 Tyler Clippard, R (8,1) OBP: 0.330, SLG: 0.392										0	0	0	0	0	0	0									
22 Drew Storen, S (9,1) OBP: 0.330, SLG: 0.392										0	0	0	0	0	0	0									
14 Chris Marrero, R (1,3) OBP: 0.292, SLG: 0.316										4	0	0	0	0	2	6									
8 Danny Espinosa, S (1,4) OBP: 0.324, SLG: 0.420										4	0	1	0	0	1	0									
30 Jonny Gomes, R (1,9) OBP: 0.325, SLG: 0.389										2	0	1	0	0	1	0									
19 Laynce Nix, L (6,PH) OBP: 0.298, SLG: 0.450										1	0	0	0	0	0	1									
63 Henry Alberto Rodriguez, R (1,1) OBP: 0.333, SLG: 0.500										0	0	0	0	0	0	0									
2 Roger Bernadina, L (8,7) OBP: 0.300, SLG: 0.369										1	0	0	0	0	1	0									
3 Wilson Ramos, R (1,2) OBP: 0.335, SLG: 0.449										4	1	1	1	0	1	2									
48 Ross Detwiler, R (1,1) ERA: 3.0										2	0	0	0	0	0	1									
24 Rick Ankiel, L (6,PH) OBP: 0.300, SLG: 0.369										1	0	0	0	0	0	1									
<b>Inning Stats</b>	R: 0 E: 0 K: 1 S: 14	H: 1 LOB: 2 BB: 1 P: 24	R: 0 E: 0 K: 2 S: 11	H: 1 LOB: 1 BB: 0 P: 16	R: 0 E: 0 K: 1 S: 14	H: 2 LOB: 2 BB: 0 P: 17	R: 1 E: 0 K: 1 S: 11	H: 1 LOB: 0 BB: 0 P: 16	R: 0 E: 0 K: 1 S: 10	H: 1 LOB: 2 BB: 1 P: 17	R: 0 E: 0 K: 0 S: 9	H: 1 LOB: 0 BB: 0 P: 12	R: 2 E: 0 K: 1 S: 14	H: 2 LOB: 0 BB: 0 P: 17	R: 0 E: 0 K: 1 S: 6	H: 0 LOB: 0 BB: 0 P: 7	1B: 4 2B: 3 3B: 0 HR: 2	SF: 0 SAC: 0 DP: 0 HBP: 0	WP: 1 PB: 0 SB: 0 CS: 0	PA: 35					
<b>PITCHER</b>	IP	WLS	BF	H	R	ER	SO	BB	IBB	HBP	BLK	WP	HR	S	P	ERA	WHIP								
36 Mike Minor, L (1,1) ERA: 4.14	4.2	L	22	6	1	1	5	1	0	0	0	0	1	57	86	1.93	1.500								
50 Cristhian Martinez, R (5,1) ERA: 3.3	2.1		10	3	2	2	2	0	0	0	0	1	1	26	33	7.71	1.286								
54 Kris Medlen, R (8,1) ERA: 2.78	1.0		3	0	0	0	1	0	0	0	0	0	0	6	7	0.00	0.000								

AB 33  
R 3  
H 9  
RBI 3  
BB 2  
SO 8  
LOB 15









Batter	1	2	3	4	5	6	7	8	9	AB	R	H	RBI	BB	SO	LOB	TOP					
20 Ian Desmond, R OBP: 0.296, SLG: 0.358										4	0	2	1	0	0	0	Washington Nationals @ Florida Marlins Sun Life Stadium, Miami, FL Tue Sep 27 2011, 7:11 PM - 9:38 PM EDT Att: 21,902 - Partly Cloudy - 83 F					
2 Roger Bernadina, L OBP: 0.302, SLG: 0.364										4	0	0	0	0	1	2						
28 Jayson Werth, R OBP: 0.332, SLG: 0.391										4	0	1	0	0	2	1						
38 Michael Morse, R OBP: 0.360, SLG: 0.550										4	1	1	1	0	2	1						
8 Danny Espinosa, S OBP: 0.324, SLG: 0.416										3	0	0	0	0	1	0						
14 Chris Marrero, R OBP: 0.283, SLG: 0.305										3	0	0	0	0	1	0						
3 Wilson Ramos, R OBP: 0.334, SLG: 0.445										3	0	0	0	0	1	0						
1 Steve Lombardozzi, S OBP: 0.207, SLG: 0.214										3	1	1	0	0	0	0						
31 John Lannan, L OBP: 0.133, SLG: 0.140										1	0	0	0	0	1	0						
29 Yunesky Maya, R OBP: 0.299, SLG: 0.451										0	0	0	0	0	0	0						
60 Todd Coffey, R OBP: 0.299, SLG: 0.451										0	0	0	0	0	0	0						
45 Doug Slaten, L OBP: 0.299, SLG: 0.451										0	0	0	0	0	0	0						
<b>Inning Stats</b>	R: 0 E: 0 K: 1 S: 8	H: 1 LOB: 0 BB: 0 P: 8	R: 0 E: 0 K: 2 S: 8	H: 0 LOB: 0 BB: 0 P: 12	R: 0 E: 0 K: 1 S: 8	H: 0 LOB: 0 BB: 0 P: 11	R: 0 E: 0 K: 1 S: 8	H: 0 LOB: 0 BB: 0 P: 10	R: 1 E: 0 K: 2 S: 11	H: 1 LOB: 0 BB: 0 P: 15	R: 1 E: 0 K: 1 S: 12	H: 2 LOB: 1 BB: 0 P: 16	R: 0 E: 0 K: 0 S: 4	H: 0 LOB: 0 BB: 0 P: 5	R: 0 E: 0 K: 0 S: 6	H: 1 LOB: 1 BB: 0 P: 9	1B: 3 2B: 1 3B: 0 HR: 1	SF: 0 SAC: 1 DP: 1 HBP: 0	WP: 0 PB: 0 CS: 0	PA: 31		
<b>PITCHER</b>	IP: 9.0 WLS: W BF: 31 H: 5 R: 2 ER: 2 SO: 9 BB: 0 IBB: 0 HBP: 0 BLK: 0 WP: 0 HR: 1 S: 73 P: 97 ERA: 2.00 WHIP: 0.556																					

Batter	1	2	3	4	5	6	7	8	9	AB	R	H	RBI	BB	SO	LOB	BOTTOM					
1 Emilio Bonifacio, S OBP: 0.363, SLG: 0.396										3	1	2	1	0	1	0	Washington Nationals @ Florida Marlins Sun Life Stadium, Miami, FL Tue Sep 27 2011, 7:11 PM - 9:38 PM EDT Att: 21,902 - Partly Cloudy - 83 F					
12 Omar Infante, R OBP: 0.316, SLG: 0.383										3	0	0	0	0	1	1						
27 Giancarlo Stanton, R OBP: 0.357, SLG: 0.540										4	0	1	0	0	2	2						
15 Gaby Sanchez, R OBP: 0.351, SLG: 0.424										2	0	0	0	1	1	2						
5 Logan Morrison, L OBP: 0.330, SLG: 0.471										3	0	0	0	1	2	1						
14 John Buck, R OBP: 0.316, SLG: 0.367									4	0	0	0	0	2	3							
11 Bryan Petersen, L OBP: 0.353, SLG: 0.386										3	1	1	1	1	1	0						
54 Matt Dominguez, R OBP: 0.292, SLG: 0.333										3	1	1	0	0	1	1						
23 Javier Vazquez, R OBP: 0.207, SLG: 0.196										2	0	0	0	0	0	0						
<b>Inning Stats</b>	R: 0 E: 0 K: 1 S: 8	H: 1 LOB: 1 BB: 0 P: 11	R: 0 E: 0 K: 1 S: 10	H: 0 LOB: 0 BB: 0 P: 15	R: 1 E: 0 K: 0 S: 8	H: 1 LOB: 0 BB: 0 P: 11	R: 0 E: 0 K: 1 S: 10	H: 0 LOB: 1 BB: 1 P: 16	R: 0 E: 0 K: 0 S: 6	H: 0 LOB: 0 BB: 1 P: 11	R: 1 E: 0 K: 1 S: 14	H: 1 LOB: 2 BB: 1 P: 25	R: 0 E: 0 K: 1 S: 8	H: 0 LOB: 0 BB: 0 P: 11	R: 0 E: 0 K: 1 S: 9	H: 1 LOB: 1 BB: 0 P: 16		R: 1 E: 0 K: 1 S: 6	H: 1 LOB: 0 BB: 0 P: 7	1B: 1 2B: 4 3B: 0 HR: 1	SF: 1 SAC: 2 DP: 1 HBP: 1	WP: 1 PB: 1 CS: 0
<b>PITCHER</b>	IP: 6.0 WLS: 3 BF: 24 H: 6 R: 2 ER: 2 SO: 4 BB: 3 IBB: 0 HBP: 0 BLK: 0 WP: 1 HR: 0 S: 56 P: 89 ERA: 3.00 WHIP: 1.000																					
31 John Lannan, L ERA: 3.7	1.0	3	0	0	0	1	0	0	0	0	0	8	11	0.00	0.000							
29 Yunesky Maya, R ERA: 5.23	1.0	4	1	0	0	1	0	0	0	0	0	9	16	0.00	1.000							
60 Todd Coffey, R ERA: 3.62	0.2	L	3	1	1	1	1	0	0	0	0	6	7	13.50	1.500							
45 Doug Slaten, L ERA: 4.41																						

livebaseballscorecards.com

WASHINGTON NATIONALS


AB 30  
R 2  
H 5  
RBI 2  
BB 0  
SO 9  
LOB 4


livebaseballscorecards.com

WASHINGTON NATIONALS

AB 27  
R 3  
H 5  
RBI 2  
BB 3  
SO 7  
LOB 10



Batter	1	2	3	4	5	6	7	8	9	AB	R	H	RBI	BB	SO	LOB	TOP					
20 Ian Desmond, R OBP: 0.298, SLG: 0.358	(1, 6) FC2-6 BB		E5		G4-3			K		3	0	1	2	1	1	1	Washington Nationals @ Florida Marlins Sun Life Stadium, Miami, FL Wed Sep 28 2011, 4:12 PM - 6:34 PM EDT Att: 34,615 - Partly Cloudy - 87 F					
2 Roger Bernadina, L OBP: 0.301, SLG: 0.362	(1, 7) FC2-6		F8		G4-3			K		4	0	1	1	0	0	3						
28 Jayson Werth, R OBP: 0.330, SLG: 0.389	(1, 9) K				G6-3			G6-3		4	0	0	0	0	2	2						
14 Chris Marrero, R OBP: 0.274, SLG: 0.294	(1, 3) G6-3				K			K		4	0	0	0	0	2	1						
8 Danny Espinosa, S OBP: 0.323, SLG: 0.414	(1, 4) F7				BB			G4-3		3	0	0	0	1	1	0						
24 Rick Ankiel, L OBP: 0.286, SLG: 0.363	(1, 8) K				G4-3			L5		4	0	0	0	0	1	1						
7 Ivan Rodriguez, R OBP: 0.281, SLG: 0.323	(1, 2) L9							K		3	1	1	0	0	1	0						
1 Steve Lombardozzi, S OBP: 0.219, SLG: 0.226	(1, 5) G3-1							G6-3		3	1	1	0	0	0	0						
37 Stephen Strasburg, R 52 Ryan Mattheus, R 17 Sean Burnett, L 13 Alex Cora, L 36 Tyler Clippard, R 22 Drew Storen, S	(1, 1) (7, 1) (7, 1) (6, PH) (8, 1) (9, 1)									1	0	0	0	0	0	0						
										3	1	1	0	0	0	0						
<b>Inning Stats</b>	R: 0 E: 0 K: 1 S: 8	H: 0 LOB: 1 BB: 1 P: 13	R: 0 E: 0 K: 1 S: 8	H: 0 LOB: 0 BB: 0 P: 13	R: 0 E: 1 K: 0 S: 10	H: 0 LOB: 1 BB: 0 P: 12	R: 0 E: 0 K: 2 S: 13	H: 0 LOB: 1 BB: 1 P: 20	R: 2 E: 0 K: 0 S: 5	H: 3 LOB: 0 BB: 0 P: 5	R: 0 E: 0 K: 1 S: 11	H: 0 LOB: 0 BB: 0 P: 16	R: 0 E: 0 K: 1 S: 6	H: 0 LOB: 0 BB: 0 P: 9	R: 1 E: 0 K: 0 S: 9	H: 2 LOB: 0 BB: 0 P: 14	R: 0 E: 0 K: 1 S: 8	H: 0 LOB: 0 BB: 0 P: 13	1B: 4 2B: 0 3B: 1 HR: 0	SF: 0 SAC: 1 DP: 1 HBP: 0	WP: 0 PB: 0 CS: 1	PA: 33
<b>PITCHER</b>	IP WLS BF H R ER SO BB IBB HBP BLK WP HR S P ERA WHIP																					
41 Chris Volstad, R ERA: 4.89	(1, 1) 6.0 L 23 3 2 2 5 2 0 0 0 0 0 0 55 79 3.00 0.833																					
58 Ryan Webb, R ERA: 3.2	(7, 1) 2.0 7 2 1 1 2 0 0 0 0 0 0 0 15 23 4.50 1.000																					
31 Steve Cishek, R ERA: 2.63	(9, 1) 1.0 3 0 0 0 1 0 0 0 0 0 0 0 8 13 0.00 0.000																					

Batter	1	2	3	4	5	6	7	8	9	AB	R	H	RBI	BB	SO	LOB	BOTTOM					
1 Emilio Bonifacio, S OBP: 0.360, SLG: 0.393	(1, 6) K		K					K		4	0	0	0	0	3	0	Washington Nationals @ Florida Marlins Sun Life Stadium, Miami, FL Wed Sep 28 2011, 4:12 PM - 6:34 PM EDT Att: 34,615 - Partly Cloudy - 87 F					
12 Omar Infante, R OBP: 0.315, SLG: 0.382	(1, 4) F7		G5-3					K		2	0	0	0	0	0	0						
11 Jose Lopez, R OBP: 0.245, SLG: 0.372	(6, 4) F7							F7		2	0	0	0	0	1	0						
31 Steve Cishek, R	(9, 1)									0	0	0	0	0	0	0						
29 Greg Dobbs, L OBP: 0.311, SLG: 0.389	(1, 5) K							K		4	0	0	0	0	3	0						
27 Giancarlo Stanton, R OBP: 0.356, SLG: 0.537	(1, 9) BB							G5-3		3	0	0	0	1	2	0						
5 Logan Morrison, L OBP: 0.330, SLG: 0.468	(1, 7) G3-6-3							K		3	1	0	0	1	2	1						
15 Gaby Sanchez, R OBP: 0.352, SLG: 0.427	(1, 3) BB							BB		3	0	2	1	0	1	0						
11 Bryan Petersen, L OBP: 0.357, SLG: 0.387	(1, 8) BB							K		2	0	1	0	1	1	0						
9 Brett Hayes, R OBP: 0.291, SLG: 0.415	(1, 2) P6							L7		3	0	0	0	0	0	4						
41 Chris Volstad, R ERA: 4.89 21 John Baker, L 58 Ryan Webb, R 22 Donnie Murphy, R	(1, 1) (6, PH) (7, 1) (8, PH) (9, 4)									1	0	0	0	0	1	0						
										1	0	0	0	0	0	0						
<b>Inning Stats</b>	R: 0 E: 0 K: 2 S: 10	H: 0 LOB: 0 BB: 0 P: 15	R: 0 E: 0 K: 0 S: 10	H: 1 LOB: 2 BB: 2 P: 19	R: 0 E: 0 K: 2 S: 9	H: 0 LOB: 0 BB: 0 P: 13	R: 0 E: 0 K: 3 S: 9	H: 0 LOB: 0 BB: 0 P: 12	R: 0 E: 0 K: 2 S: 9	H: 0 LOB: 0 BB: 0 P: 10	R: 0 E: 0 K: 1 S: 7	H: 0 LOB: 0 BB: 0 P: 10	R: 1 E: 0 K: 0 S: 12	H: 2 LOB: 1 BB: 1 P: 20	R: 0 E: 0 K: 1 S: 6	H: 0 LOB: 0 BB: 0 P: 7	R: 0 E: 0 K: 2 S: 7	H: 0 LOB: 0 BB: 0 P: 8	1B: 2 2B: 1 3B: 0 HR: 0	SF: 0 SAC: 0 DP: 1 HBP: 0	WP: 0 PB: 0 CS: 0	PA: 32
<b>PITCHER</b>	IP WLS BF H R ER SO BB IBB HBP BLK WP HR S P ERA WHIP																					
37 Stephen Strasburg, R ERA: 1.5	(1, 1) 6.0 W 20 1 0 0 10 2 0 0 0 0 0 0 54 79 0.00 0.500																					
52 Ryan Mattheus, R ERA: 2.81	(7, 1) 0.2 H 4 1 1 1 1 1 0 0 0 0 0 0 6 11 13.50 3.000																					
17 Sean Burnett, L ERA: 2.81	(7, 1) 0.1 H 2 1 0 0 0 0 0 0 0 0 0 0 6 9 0.00 3.000																					
36 Tyler Clippard, R ERA: 1.83	(8, 1) 1.0 H 3 0 0 0 1 0 0 0 0 0 0 0 6 7 0.00 0.000																					
22 Drew Storen, R ERA: 2.75	(9, 1) 1.0 S 3 0 0 0 2 0 0 0 0 0 0 0 7 8 0.00 0.000																					