

# Washington Nationals - 2012

Batter	1	2	3	4	5	6	7	8	9	AB	R	H	RBI	BB	SO	LOB	TOP				
20 Ian Desmond, R (1,6) 13 Andrés Blanco, S (5,6)	G6-3		K2-3		F7			G4-3		3	0	0	0	0	1	2					
8 Danny Espinosa, S (1,4) 1 Steve Lombardozzi, S (5,4)	K		G3		K			G4-3		3	0	0	0	0	2	2					
24 Rick Ankiel, L (1,8) 15 Brett Carroll, R (6,PH) (6,8)	3B		G4-3		F8			57 FC6-4 1B		2	0	1	0	0	0	1					
18 Chad Tracy, L (1,3) 57 Tyler Moore, R (4,3)	F8				F9			FC6-4 1-2		2	0	0	0	0	0	1					
12 Jason Michaels, R (1,10) 6 Anthony Rendon, R (6,PH) (6,10)					P4			F8		2	0	1	0	0	0	0					
30 Mark Teahen, L (1,5) 19 Carlos Rivero, R (5,5)					F7					2	0	0	0	0	1	1					
34 Bryce Harper, L (1,9) 21 Xavier Paul, L (7,9)										3	0	1	0	0	0	0					
2 Roger Bernadina, L (1,7) 10 Corey Brown, L (7,PR) (7,7)										3	1	2	0	0	0	1					
26 Jesus Flores, R (1,2) 23 Jhonatan Solano, R (6,2)										2	0	2	1	0	0	0					
<b>Inning Stats</b>	R: 0 E: 0 K: 1 S: 6	H: 1 LOB: 1 BB: 0 P: 6	R: 0 E: 0 K: 1 S: 6	H: 2 LOB: 1 BB: 0 P: 7	R: 0 E: 0 K: 1 S: 6	H: 1 LOB: 1 BB: 0 P: 6	R: 0 E: 0 K: 0 S: 3	H: 0 LOB: 0 BB: 0 P: 3	R: 1 E: 0 K: 1 S: 7	H: 2 LOB: 1 BB: 0 P: 7	R: 0 E: 0 K: 1 S: 5	H: 0 LOB: 0 BB: 0 P: 5	R: 0 E: 0 K: 0 S: 4	H: 1 LOB: 1 BB: 0 P: 4	R: 0 E: 0 K: 2 S: 7	H: 0 LOB: 0 BB: 0 P: 7	1B: 4 2B: 3 3B: 1 HR: 0	SF: 0 SAC: 0 DP: 0 HBP: 0	WP: 0 PB: 0 SB: 0 CS: 1	PA: 34	
<b>PITCHER</b>	IP WLS BF H R ER SO BB IBB HBP BLK WP HR S P ERA WHIP	IP WLS BF H R ER SO BB IBB HBP BLK WP HR S P ERA WHIP	IP WLS BF H R ER SO BB IBB HBP BLK WP HR S P ERA WHIP	IP WLS BF H R ER SO BB IBB HBP BLK WP HR S P ERA WHIP	IP WLS BF H R ER SO BB IBB HBP BLK WP HR S P ERA WHIP	IP WLS BF H R ER SO BB IBB HBP BLK WP HR S P ERA WHIP	IP WLS BF H R ER SO BB IBB HBP BLK WP HR S P ERA WHIP	IP WLS BF H R ER SO BB IBB HBP BLK WP HR S P ERA WHIP	IP WLS BF H R ER SO BB IBB HBP BLK WP HR S P ERA WHIP	IP WLS BF H R ER SO BB IBB HBP BLK WP HR S P ERA WHIP	IP WLS BF H R ER SO BB IBB HBP BLK WP HR S P ERA WHIP	IP WLS BF H R ER SO BB IBB HBP BLK WP HR S P ERA WHIP	IP WLS BF H R ER SO BB IBB HBP BLK WP HR S P ERA WHIP	IP WLS BF H R ER SO BB IBB HBP BLK WP HR S P ERA WHIP	IP WLS BF H R ER SO BB IBB HBP BLK WP HR S P ERA WHIP	IP WLS BF H R ER SO BB IBB HBP BLK WP HR S P ERA WHIP	IP WLS BF H R ER SO BB IBB HBP BLK WP HR S P ERA WHIP	IP WLS BF H R ER SO BB IBB HBP BLK WP HR S P ERA WHIP	IP WLS BF H R ER SO BB IBB HBP BLK WP HR S P ERA WHIP	IP WLS BF H R ER SO BB IBB HBP BLK WP HR S P ERA WHIP	IP WLS BF H R ER SO BB IBB HBP BLK WP HR S P ERA WHIP

Washington Nationals @ Houston Astros  
Osceola County Stadium, Kissimmee, FL  
Sat Mar 03 2012, 1:12 PM - 3:33 PM EST  
Att: 3,582 - Cloudy - 84 F

AB 34  
R 1  
H 8  
RBI 1  
BB 0  
SO 7  
LOB 10



Batter	1	2	3	4	5	6	7	8	9	AB	R	H	RBI	BB	SO	LOB	BOTTOM				
8 JB Shuck, L (1,7) 17 Justin Ruggiano, R (7,7)	G4-6-3 6 27 1B BB				L1			G6-4-3 1-2		2	0	1	0	1	0	1					
27 Jose Altuve, R (1,4) 12 Brian Bixler, R (6,4)					G5-3			K		3	0	1	0	0	1	2					
6 Travis Buck, L (1,9) 47 Brad Snyder, L (7,9)	G4-6-3 1-2 2-3							G6-3		3	0	0	0	0	1	2					
9 Jack Cust, L (1,10) 94 George Springer, R (8,PH) (9,10)	G4-3							G3-1		2	1	0	0	1	1	1					
23 Chris Johnson, R (1,5) 3 Joe Thurston, L (7,5)										3	1	1	2	0	1	0					
4 Jed Lowrie, S (1,6) 95 Brandon Barnes, R (7,PR) (8,8)										2	0	1	0	1	0	0					
29 Brett Wallace, L (1,3) 75 Jon Singleton, L (8,3)										3	0	0	0	0	1	2					
11 Jason Bourgeois, R (1,8) 13 Diory Hernandez, R (8,6)										2	0	1	0	0	0	0					
15 Jason Castro, L (1,2) 22 Carlos Corporán, S (4,2)										1	0	0	0	0	0	0					
<b>Inning Stats</b>	R: 0 E: 0 K: 0 S: 3	H: 1 LOB: 1 BB: 1 P: 7	R: 0 E: 0 K: 0 S: 2	H: 0 LOB: 0 BB: 1 P: 6	R: 0 E: 0 K: 1 S: 6	H: 1 LOB: 1 BB: 0 P: 6	R: 2 E: 0 K: 2 S: 8	H: 1 LOB: 0 BB: 1 P: 13	R: 0 E: 0 K: 0 S: 4	H: 1 LOB: 1 BB: 0 P: 4	R: 0 E: 0 K: 2 S: 7	H: 0 LOB: 0 BB: 0 P: 7	R: 1 E: 1 K: 0 S: 4	H: 1 LOB: 1 BB: 0 P: 6	R: 0 E: 0 K: 2 S: 7	H: 0 LOB: 1 BB: 1 P: 11	1B: 3 2B: 0 3B: 1 HR: 1	SF: 0 SAC: 0 DP: 3 HBP: 1	WP: 0 PB: 0 SB: 1 CS: 0	PA: 32	
<b>PITCHER</b>	IP WLS BF H R ER SO BB IBB HBP BLK WP HR S P ERA WHIP	IP WLS BF H R ER SO BB IBB HBP BLK WP HR S P ERA WHIP	IP WLS BF H R ER SO BB IBB HBP BLK WP HR S P ERA WHIP	IP WLS BF H R ER SO BB IBB HBP BLK WP HR S P ERA WHIP	IP WLS BF H R ER SO BB IBB HBP BLK WP HR S P ERA WHIP	IP WLS BF H R ER SO BB IBB HBP BLK WP HR S P ERA WHIP	IP WLS BF H R ER SO BB IBB HBP BLK WP HR S P ERA WHIP	IP WLS BF H R ER SO BB IBB HBP BLK WP HR S P ERA WHIP	IP WLS BF H R ER SO BB IBB HBP BLK WP HR S P ERA WHIP	IP WLS BF H R ER SO BB IBB HBP BLK WP HR S P ERA WHIP	IP WLS BF H R ER SO BB IBB HBP BLK WP HR S P ERA WHIP	IP WLS BF H R ER SO BB IBB HBP BLK WP HR S P ERA WHIP	IP WLS BF H R ER SO BB IBB HBP BLK WP HR S P ERA WHIP	IP WLS BF H R ER SO BB IBB HBP BLK WP HR S P ERA WHIP	IP WLS BF H R ER SO BB IBB HBP BLK WP HR S P ERA WHIP	IP WLS BF H R ER SO BB IBB HBP BLK WP HR S P ERA WHIP	IP WLS BF H R ER SO BB IBB HBP BLK WP HR S P ERA WHIP	IP WLS BF H R ER SO BB IBB HBP BLK WP HR S P ERA WHIP	IP WLS BF H R ER SO BB IBB HBP BLK WP HR S P ERA WHIP	IP WLS BF H R ER SO BB IBB HBP BLK WP HR S P ERA WHIP	IP WLS BF H R ER SO BB IBB HBP BLK WP HR S P ERA WHIP

Washington Nationals @ Houston Astros  
Osceola County Stadium, Kissimmee, FL  
Sat Mar 03 2012, 1:12 PM - 3:33 PM EST  
Att: 3,582 - Cloudy - 84 F

AB 27  
R 3  
H 5  
RBI 3  
BB 4  
SO 7  
LOB 13





















Batter	1	2	3	4	5	6	7	8	9	AB	R	H	RBI	BB	SO	LOB	TOP										
8 JB Shuck, L (1, 8) OBP: 0.545, SLG: 0.444 94 George Springer, R (6, 8) 93 Delino DeShields, R (9, PH)	G4-3		G4-3			F8			G6-3	3	0	0	0	0	0	1	<b>Houston Astros @ Washington Nationals</b> Space Coast Stadium, Viera, FL Thu Mar 08 2012, 1:08 PM - 3:29 PM EST Att: 2,873 - Partly Cloudy - 75 F										
9 Marvin Gonzalez, S (1, 6) OBP: 0.200, SLG: 0.111 12 Brian Bixler, R (8, 6)	G5-3			F7			K		G6-3	3	0	0	0	0	1	0											
47 Brad Snyder, L (1, 9) OBP: 0.300, SLG: 0.556 95 Brandon Barnes, R (6, 9)	P6			K			P3			2	0	0	0	0	1	0											
45 Carlos Lee, R (1, 3) OBP: 0.167, SLG: 0.167		K		G6-3			G6-3			3	0	0	0	0	1	0											
50 Fernando Martinez, L (1, 7) OBP: 0.333, SLG: 0.636 77 Jake Goebbert, L (8, PH)		K			K			G6-3	15 G6-3	3	0	1	0	0	2	0											
23 Chris Johnson, R (1, 5) OBP: 0.273, SLG: 0.636 38 Jimmy Paredes, S (8, PH)			G5-3		G4-3			K		2	0	0	0	0	0	0											
15 Jason Castro, L (1, 10) OBP: 0.444, SLG: 0.375					K			G6-3		3	0	1	0	0	1	1											
18 Chris Snyder, R (1, 2) OBP: 0.500, SLG: 1.286 98 René García, R (6, 2)						F7				2	0	1	0	0	0	0											
3 Joe Thurston, L (8, PH) OBP: 0.125, SLG: 0.250 97 Chris Wallace, R (8, 2) OBP: 1.000, SLG: 1.000								K		0	0	0	0	0	0	0											
13 Dion Hernandez, R (1, 4) OBP: 0.143, SLG: 0.143 76 Jonathan Villar, S (8, 4)						F9			G6-3	2	0	0	0	0	0	2											
<b>Inning Stats</b>	R: 0 E: 0 K: 0 S: 3	H: 0 LOB: 0 BB: 0 P: 3	R: 0 E: 0 K: 2 S: 7	H: 0 LOB: 0 BB: 0 P: 7	R: 0 E: 0 K: 0 S: 4	H: 2 LOB: 1 BB: 0 P: 4	R: 0 E: 0 K: 1 S: 5	H: 0 LOB: 0 BB: 0 P: 5	R: 0 E: 0 K: 0 S: 3	H: 0 LOB: 0 BB: 0 P: 3	R: 0 E: 0 K: 1 S: 5	H: 0 LOB: 0 BB: 0 P: 5	R: 0 E: 0 K: 2 S: 8	H: 1 LOB: 2 BB: 0 P: 8	R: 0 E: 0 K: 0 S: 3	H: 0 LOB: 0 BB: 0 P: 3	1B: 3 2B: 0 3B: 0 HR: 0	SF: 0 SAC: 0 DP: 1 HBP: 0	WP: 0 PB: 0 SB: 0 CS: 0	PA: 29							
<b>PITCHER</b>	IP	WLS	BF	H	R	ER	SO	BB	IBB	HBP	BLK	WP	HR	S	P	ERA	WHIP										
33 Edwin Jackson, R (1, 1) ERA: 3.6	4.0	W	13	2	0	0	3	0	0	0	0	0	0	19	19	0.00	0.500										
48 Ross Detwiler, L (5, 1) ERA: 3.6	3.0	H	9	0	0	0	3	0	0	0	0	0	0	15	15	0.00	0.000										
45 Ryan Perry, R (8, 1) ERA: 1.000	1.0		4	1	0	0	2	0	0	0	0	0	0	8	8	0.00	1.000										
63 Henry Alberto Rodriguez, R (1, 1) ERA: 1.000	1.0		3	0	0	0	0	0	0	0	0	0	0	3	3	0.00	0.000										

Batter	1	2	3	4	5	6	7	8	9	AB	R	H	RBI	BB	SO	LOB	BOTTOM										
1 Steve Lombardozzi, S (1, 6) OBP: 0.333, SLG: 0.375 6 Anthony Rendon, R (6, 6) OBP: 0.273, SLG: 0.400	K									2	0	1	0	1	1	0	<b>Houston Astros @ Washington Nationals</b> Space Coast Stadium, Viera, FL Thu Mar 08 2012, 1:08 PM - 3:29 PM EST Att: 2,873 - Partly Cloudy - 75 F										
8 Danny Espinosa, S (1, 4) OBP: 0.182, SLG: 0.182 39 Jarrett Hoffpauir, R (6, 4) OBP: 0.300, SLG: 0.125	G3									3	0	0	0	0	1	3											
11 Ryan Zimmerman, R (1, 5) OBP: 0.625, SLG: 1.000 30 Mark Teahen, L (6, PR) OBP: 0.091, SLG: 0.100	HR									3	1	2	2	0	0	0											
7 Mark DeRosa, R (1, 3) OBP: 0.714, SLG: 1.167 57 Tyler Moore, R (6, PR) OBP: 0.100, SLG: 0.111	BB									2	0	1	0	1	0	0											
28 Jayson Werth, R (1, 10) OBP: 0.143, SLG: 0.571 19 Carlos Rivera, R (7, PH) (8, 10)	P3									3	0	0	0	0	1	4											
12 Jason Michaels, R (1, 9) OBP: 0.636, SLG: 0.556 10 Corey Brown, L (5, PR) OBP: 0.429, SLG: 0.571	F9									3	0	1	1	0	0	0											
3 Wilson Ramos, R (1, 2) OBP: 0.667, SLG: 0.500	G1-3									3	0	0	0	0	0	3											
62 Sandy León, S (7, 2) OBP: 0.667, SLG: 0.500	G1-3									0	0	0	0	1	0	0											
15 Brett Carroll, R (1, 7) OBP: 0.500, SLG: 0.500										2	2	1	1	2	0	2											
55 Eury Pérez, R (1, 8) OBP: 0.444, SLG: 0.556										4	1	2	1	0	0	3											
<b>Inning Stats</b>	R: 1 E: 0 K: 1 S: 7	H: 1 LOB: 1 BB: 1 P: 11	R: 1 E: 0 K: 1 S: 7	H: 2 LOB: 2 BB: 1 P: 11	R: 0 E: 0 K: 0 S: 3	H: 0 LOB: 0 BB: 0 P: 3	R: 0 E: 0 K: 0 S: 3	H: 0 LOB: 1 BB: 1 P: 7	R: 2 E: 0 K: 1 S: 9	H: 4 LOB: 3 BB: 0 P: 10	R: 3 E: 0 K: 0 S: 5	H: 3 LOB: 0 BB: 1 P: 9	R: 1 E: 0 K: 0 S: 4	H: 1 LOB: 2 BB: 1 P: 9	R: 0 E: 0 K: 1 S: 5	H: 0 LOB: 1 BB: 1 P: 9	1B: 6 2B: 4 3B: 0 HR: 1	SF: 0 SAC: 0 DP: 1 HBP: 1	WP: 0 PB: 1 SB: 0 CS: 0	PA: 41							
<b>PITCHER</b>	IP	WLS	BF	H	R	ER	SO	BB	IBB	HBP	BLK	WP	HR	S	P	ERA	WHIP										
61 Livan Hernandez, R (1, 1) ERA: 4.15	2.1	L	12	3	2	2	2	2	0	0	0	0	0	5	9	0.00	0.600										
64 Lucas Harrell, R (3, 1) ERA: 2.45	1.2		6	0	0	0	0	1	0	0	0	0	0	5	9	0.00	0.600										
65 Henry Sosa, R (5, 1) ERA: 11.25	2.0		13	7	5	5	1	1	0	0	0	0	0	14	19	22.50	4.000										
96 Arcenio Leon, R (7, 1) ERA: 11.25	0.0		3	1	1	1	0	1	0	1	0	0	0	1	6	∞	∞										
74 Henry Villar, R (7, 1) ERA: 11.25	1.0		3	0	0	0	0	0	0	0	0	0	0	3	3	0.00	0.000										











Batter	1	2	3	4	5	6	7	8	9	10	AB	R	H	RBI	BB	SO	LOB							
2 Roger Bernadina, L OBP: 0.400, SLG: 0.385 Destin Hood, R (5, 7)			G4-3				K		F9		2	0	1	0	0	0	1							
1 Steve Lombardozzi, S OBP: 0.267, SLG: 0.286 Jeff Kobernus, R (6, PR) (6, 4)	G6-3			F8		FC1		G5-3			3	0	0	0	0	0	3							
8 Danny Espinosa, S OBP: 0.296, SLG: 0.286 13 Andrés Blanco, S OBP: 0.222, SLG: 0.500 (6, PR) (6, 6)	G4-3					E3		HR		G4-3	3	0	2	0	0	0	0							
18 Chad Tracy, L OBP: 0.267, SLG: 0.267 Justin Bloxom, S OBP: 0.500, SLG: 0.500 (6, PR) (6, 3)				K						G4-3	3	0	1	1	0	2	1							
26 Jesus Flores, R OBP: 0.266, SLG: 0.385 (1, 10)				CS		G5-3		F7		K	5	0	0	0	0	2	3							
30 Mark Teahen, L OBP: 0.067, SLG: 0.071 19 Carlos Rivero, R (7, PH) (7, 5)	G4-3					K		G4-3		F8	2	0	0	0	0	1	0							
10 Corey Brown, L OBP: 0.385, SLG: 0.692 (1, 9)				K		F8		HR		G4-3	4	1	1	1	0	1	0							
23 Jhonatan Solano, R (1, 2) 64 Carlos Maldonado, R OBP: 0.667, SLG: 1.333 (6, 2)				G5-3		G3-1		WP			2	0	0	0	0	0	0							
55 Eury Pérez, R OBP: 0.538, SLG: 0.583 (1, 8)								K			3	1	2	0	1	1	1							
<b>Inning Stats</b>	R: 0 E: 0 K: 0 S: 3	H: 1 LOB: 0 BB: 0 P: 4	R: 0 E: 0 K: 2 S: 7	H: 0 LOB: 0 BB: 0	R: 0 E: 0 K: 1 S: 6	H: 1 LOB: 1 BB: 0 P: 6	R: 0 E: 0 K: 1 S: 5	H: 0 LOB: 0 BB: 0 P: 5	R: 3 E: 2 K: 0 S: 5	H: 2 LOB: 2 BB: 2 P: 15	R: 1 E: 0 K: 2 S: 10	H: 1 LOB: 1 BB: 1 P: 18	R: 1 E: 0 K: 0 S: 7	H: 2 LOB: 1 BB: 0 P: 10	R: 0 E: 0 K: 0 S: 4	H: 2 LOB: 2 BB: 1 P: 8	R: 0 E: 0 K: 1 S: 5	H: 0 LOB: 0 BB: 0 P: 5	1B: 8 2B: 1 3B: 0 HR: 2	SF: 0 SAC: 0 DP: 1 HBP: 0	WP: 2 PB: 0 SB: 0 CS: 2	PA: 42		
<b>PITCHER</b>	IP WLS BF H R ER SO BB IBB HBP BLK WP HR S P ERA WHIP	4.0 1.1 0.2 1.0 1.0	13 9 2 5 5	3 2 1 1 2	0 0 0 1 1	0 3 2 1 1	4 1 0 2 0	0 0 0 0 0	0 0 0 0 0	0 0 0 0 0	0 0 0 0 0	0 0 0 0 0	0 0 0 0 0	0 0 0 0 0	0 0 0 0 0	0 0 0 0 0	0 0 0 0 0	0 0 0 0 0	0 0 0 0 0	0 0 0 0 0	0.00 13.50 0.00 9.00 9.00	0.750 3.000 0.000 2.000 2.000		
35 Justin Verlander, R ERA: 3.0 45 Casey Crosby, L ERA: 3.4 44 Matt Hoffman, L ERA: 3.0 46 Jose Valverde, R ERA: 3.0 53 Joaquin Benoit, R ERA: 3.0	(1, 1) (5, 1) (6, 1) (7, 1) (8, 1)	4.0 1.1 0.2 1.0 1.0	13 9 2 5 5	3 2 1 1 2	0 0 0 1 1	0 3 2 1 1	4 1 0 2 0	0 0 0 0 0	0 0 0 0 0	0 0 0 0 0	0 0 0 0 0	0 0 0 0 0	0 0 0 0 0	0 0 0 0 0	0 0 0 0 0	0 0 0 0 0	0 0 0 0 0	0 0 0 0 0	0 0 0 0 0	0 0 0 0 0	0.00 13.50 0.00 9.00 9.00	0.750 3.000 0.000 2.000 2.000		
20 Octavio Dotel, R ERA: 3.0 43 Luke Putkonen, R ERA:	(9, 1) (10, 1)	1.0 1.0	5 3	2 0	0 0	0 0	0 0	0 0	0 0	0 0	0 0	0 0	0 0	0 0	0 0	0 0	0 0	0 0	0 0	0 0	0.00 0.000	3.000 0.000		

**Washington Nationals @ Detroit Tigers**  
 Joker Marchant Stadium, Lakeland, FL  
 Sat Mar 10 2012, 1:12 PM - 4:26 PM EST  
 Att. 6,622 - Cloudy - 76 F

livebaseballscorecards.com

AB 37  
 R 5  
 H 10  
 RBI 3  
 BB 4  
 SO 8  
 LOB 13

WP: 2 PA: 42  
 PB: 0  
 SB: 0  
 CS: 2

Batter	1	2	3	4	5	6	7	8	9	10	AB	R	H	RBI	BB	SO	LOB							
14 Austin Jackson, R OBP: 0.412, SLG: 0.500 73 Matt Young, L (5, PR) (6, 8)							K				2	0	0	0	1	2	1							
66 Quintin Berry, L OBP: 0.556, SLG: 0.875 (9, PR) (10, 8)							K				0	0	0	0	0	0	0							
15 Brandon Inge, R OBP: 0.375, SLG: 0.643 39 Ramon Santiago, S OBP: 0.333, SLG: 0.462 (6, 4)		F7					G4-3				2	1	1	1	1	0	1							
24 Miguel Cabrera, R OBP: 0.333, SLG: 0.500 65 Audy Ciraco, R OBP: 0.500, SLG: 0.500 (6, 5)							G4-3				2	0	0	0	0	0	1							
28 Prince Fielder, L OBP: 0.316, SLG: 0.412 63 Ryan Strieby, R OBP: 0.500, SLG: 0.500 (9, 3)				G1-3		FC5-4		G4-3		F9	2	1	0	0	1	1	2							
21 Delmon Young, R OBP: 0.500, SLG: 1.167 76 Bryan Holaday, R (8, PH) (9, 10)				F8				G4-3			2	0	0	0	0	0	1							
26 Brennan Boesch, L OBP: 0.263, SLG: 0.632 33 Avisail Garcia, R OBP: 0.286, SLG: 0.429 (6, 9)										F8	3	1	2	2	0	0	3							
27 Jhonny Peralta, R OBP: 0.308, SLG: 0.538 70 Argenis Diaz, R OBP: 0.125, SLG: 0.286 (5, 6)											2	0	0	0	0	2	2							
13 Alex Avila, L OBP: 0.429, SLG: 0.500 71 Rob Brantly, L OBP: 0.375, SLG: 0.286 (5, 2)				G1-3		F8		G6-3			2	0	1	0	0	0	0							
78 Justin Henry, L (1, 7)								G6-3			2	0	0	0	0	0	1							
<b>Inning Stats</b>	R: 2 E: 0 K: 3 S: 13	H: 3 LOB: 2 BB: 1 P: 17	R: 0 E: 0 K: 1 S: 6	H: 1 LOB: 1 BB: 0 P: 6	R: 0 E: 0 K: 1 S: 5	H: 0 LOB: 0 BB: 0 P: 5	R: 1 E: 0 K: 1 S: 6	H: 1 LOB: 0 BB: 0 P: 8	R: 1 E: 0 K: 0 S: 4	H: 1 LOB: 3 BB: 1 P: 12	R: 0 E: 0 K: 0 S: 3	H: 0 LOB: 0 BB: 0 P: 3	R: 0 E: 0 K: 0 S: 5	H: 0 LOB: 0 BB: 0 P: 5	R: 1 E: 0 K: 0 S: 5	H: 2 LOB: 1 BB: 0 P: 5	R: 0 E: 0 K: 0 S: 3	H: 0 LOB: 1 BB: 1 P: 7	R: 0 E: 0 K: 1 S: 5	H: 0 LOB: 0 BB: 0 P: 5	1B: 3 2B: 3 3B: 0 HR: 2	SF: 0 SAC: 0 DP: 0 HBP: 0	WP: 0 PB: 0 SB: 0 CS: 0	PA: 42
<b>PITCHER</b>	IP WLS BF H R ER SO BB IBB HBP BLK WP HR S P ERA WHIP	2.0 2.0 2.0 1.0 2.0	11 7 9 3 9	2 1 1 0 2	2 1 0 0 1	0 0 0 0 0	0 0 0 0 0	0 0 0 0 0	0 0 0 0 0	0 0 0 0 0	0 0 0 0 0	0 0 0 0 0	0 0 0 0 0	0 0 0 0 0	0 0 0 0 0	0 0 0 0 0	0 0 0 0 0	0 0 0 0 0	0 0 0 0 0	0 0 0 0 0	0.00 4.50 4.50 0.000 4.50	2.500 0.500 1.500 0.000 1.500		
45 Ryan Perry, R ERA:	(10, 1)	1.0	3	0	0	0	0	0	0	0	0	0	0	0	0	0	0	0	0	0.00	0.000			


**Washington Nationals @ Detroit Tigers**  
 Joker Marchant Stadium, Lakeland, FL  
 Sat Mar 10 2012, 1:12 PM - 4:26 PM EST  
 Att. 6,622 - Cloudy - 76 F


livebaseballscorecards.com

AB 38  
 R 5  
 H 8  
 RBI 5  
 BB 4  
 SO 8  
 LOB 16

WP: 0 PA: 42  
 PB: 0  
 SB: 0  
 CS: 0



Batter	1	2	3	4	5	6	7	8	9	AB R H RBI BB SO LOB	TOP																								
											Washington Nationals @ St. Louis Cardinals Roger Dean Stadium, Jupiter, FL Sun Mar 11 2012, 1:05 PM EDT <a href="http://livebaseballscorecards.com">livebaseballscorecards.com</a>																								
		<b>AB</b> 0 <b>R</b> 0 <b>H</b> 0 <b>RBI</b> 0 <b>BB</b> 0 <b>SO</b> 0 <b>LOB</b> 0																																	
																																			
Inning Stats										1B: 0 SF: 0 WP: 0 PA: 0 2B: 0 SAC: 0 FB: 0 3B: 0 DP: 0 SB: 0 HR: 0 HBP: 0 CS: 0																									
PITCHER	IP	WLS	BF	H	R	ER	SO	BB	IBB	HBP	BLK	WP	HR	S	P	ERA	WHIP	PITCHER	IP	WLS	BF	H	R	ER	SO	BB	IBB	HBP	BLK	WP	HR	S	P	ERA	WHIP

Batter	1	2	3	4	5	6	7	8	9	AB R H RBI BB SO LOB	BOTTOM																								
											Washington Nationals @ St. Louis Cardinals Roger Dean Stadium, Jupiter, FL Sun Mar 11 2012, 1:05 PM EDT <a href="http://livebaseballscorecards.com">livebaseballscorecards.com</a>																								
		<b>AB</b> 0 <b>R</b> 0 <b>H</b> 0 <b>RBI</b> 0 <b>BB</b> 0 <b>SO</b> 0 <b>LOB</b> 0																																	
																																			
Inning Stats										1B: 0 SF: 0 WP: 0 PA: 0 2B: 0 SAC: 0 FB: 0 3B: 0 DP: 0 SB: 0 HR: 0 HBP: 0 CS: 0																									
PITCHER	IP	WLS	BF	H	R	ER	SO	BB	IBB	HBP	BLK	WP	HR	S	P	ERA	WHIP	PITCHER	IP	WLS	BF	H	R	ER	SO	BB	IBB	HBP	BLK	WP	HR	S	P	ERA	WHIP



Batter	1	2	3	4	5	6	7	8	9	AB	R	H	RBI	BB	SO	LOB	TOP			
56 Adron Chambers, L (1, 8) OBP: 0.333, SLG: 0.316	F7	F8			P6		G3-1 2B		F7	5	0	1	0	0	0	2	<b>St. Louis Cardinals @ Washington Nationals</b> <b>Space Coast Stadium, Viera, FL</b> Mon Mar 12, 2012, 1:06 PM - 4:04 PM EDT Att: 3,669 - Partly Cloudy - 78 F			
4 Yadier Molina, R (1, 2) OBP: 0.333, SLG: 0.273										2	0	2	0	1	0	0				
48 Tony Cruz, R (5, PR) OBP: 0.286, SLG: 0.286	7 1B FC1-2				87 1B WP				K	2	0	0	0	0	2	3				
7 Matt Holliday, R (1, 10) OBP: 0.333, SLG: 0.444										3	1	1	0	0	1	2				
80 Cody Stanley, L (7, PH) (7, 10)	23 HR FC1-2				F7-3				G4-3	2	0	0	0	0	0	3				
87 Matt Adams, L (1, 3) OBP: 0.381, SLG: 0.650	FC1-2 23 HR				G6-3					4	1	1	0	0	1	3				
23 David Freese, R (1, 5) OBP: 0.412, SLG: 0.250										2	2	1	3	1	0	2				
84 Zack Cox, L (5, 5) OBP: 0.222, SLG: 0.333	1-H 2-H HR				27 G6-4-3 13 1B				K	1	0	0	0	0	1	0				
13 Matt Carpenter, L (1, 7) OBP: 0.385, SLG: 0.500										4	0	3	0	0	0	0				
27 Tyler Greene, R (1, 4) OBP: 0.250, SLG: 0.250										3	0	0	0	0	0	4				
8 Eugenio Velez, S (6, 4) OBP: 0.100, SLG: 0.100	G6-3				G6-4-3				K	1	0	0	0	0	1	0				
90 Oscar Taveras, L (1, 9) OBP: 0.167, SLG: 0.167										3	0	1	1	0	0	2				
92 Kyle Conley, R (9, PH) OBP: 0.500, SLG: 0.500										1	0	1	0	0	0	0				
13 Alex Cora, L (1, 6) OBP: 0.222, SLG: 0.125										3	0	0	0	0	0	2				
58 Pete Kozma, R (6, 6) OBP: 0.250, SLG: 0.500										1	0	1	0	0	0	0				
<b>Inning Stats</b>	R: 3 E: 0 K: 0 S: 9	H: 4 LOB: 1 BB: 0 P: 10	R: 0 E: 0 K: 0 S: 3	H: 0 LOB: 0 BB: 0 P: 3	R: 0 E: 0 K: 0 S: 3	H: 1 LOB: 0 BB: 0 P: 3	R: 1 E: 0 K: 0 S: 4	H: 2 LOB: 1 BB: 1 P: 8	R: 0 E: 0 K: 1 S: 6	H: 1 LOB: 2 BB: 1 P: 11	R: 0 E: 0 K: 2 S: 8	H: 1 LOB: 1 BB: 0 P: 8	R: 0 E: 0 K: 2 S: 7	H: 0 LOB: 0 BB: 0 P: 7	R: 0 E: 0 K: 1 S: 7	H: 2 LOB: 2 BB: 0 P: 7	1B: 7 2B: 5 3B: 0 HR: 1	SF: 0 SAC: 0 DP: 3 HBP: 0	WP: 1 PB: 0 SB: 0 CS: 0	PA: 39
<b>PITCHER</b>	IP WLS BF H R ER SO BB IBB HBP BLK WP HR S P ERA WHIP																			
27 Jordan Zimmermann, R (1, 1) ERA: 5.4	3.2	17	7	4	4	0	1	0	0	0	0	1	18	23	9.82	2.182				
Matt Purke, L (4, 1) ERA: 2.7	1.1	W	6	1	0	0	1	1	0	0	0	1	0	7	12	0.00	1.500			
49 Chad Durbin, R (6, 1) ERA:	2.0		8	2	0	0	2	0	0	0	0	0	0	12	12	0.00	1.000			
63 Henry Alberto Rodriguez, R (1, 1) ERA:	1.0		3	0	0	0	2	0	0	0	0	0	0	7	7	0.00	0.000			
17 Sean Burnett, L (9, 1) ERA:	1.0		5	2	0	0	1	0	0	0	0	0	0	7	7	0.00	2.000			
<b>Batter</b>	1	2	3	4	5	6	7	8	9	AB <th>R</th> <th>H</th> <th>RBI</th> <th>BB</th> <th>SO</th> <th>LOB</th> <th>BOTTOM</th>	R	H	RBI	BB	SO	LOB	BOTTOM			
20 Ian Desmond, R (1, 6) OBP: 0.150, SLG: 0.200	K									3	0	1	1	0	1	0	<b>St. Louis Cardinals @ Washington Nationals</b> <b>Space Coast Stadium, Viera, FL</b> Mon Mar 12, 2012, 1:06 PM - 4:04 PM EDT Att: 3,669 - Partly Cloudy - 78 F			
13 Andrés Blanco, S (4, PR) OBP: 0.182, SLG: 0.400										2	0	0	0	0	1	2				
8 Danny Espinosa, S (1, 4) OBP: 0.235, SLG: 0.235										3	0	0	0	0	2	2				
1 Steve Lombardozzi, S (5, 4) OBP: 0.235, SLG: 0.250	F7									2	0	0	0	0	1	3				
11 Ryan Zimmerman, R (1, 5) OBP: 0.643, SLG: 1.333										3	2	2	1	0	1	2				
30 Mark Teahen, L (5, 5) OBP: 0.118, SLG: 0.067										1	0	0	0	1	1	0				
38 Michael Morse, R (1, 10) OBP: 0.667, SLG: 0.750										2	0	1	1	1	0	0				
57 Tyler Moore, R (5, PR) OBP: 0.375, SLG: 0.467										2	1	2	0	0	0	0				
25 Adam LaRoche, L (1, 3) OBP: 0.400, SLG: 0.250										2	0	0	0	1	1	1				
18 Chad Tracy, L (5, PR) OBP: 0.222, SLG: 0.235										2	1	0	0	0	1	3				
28 Jayson Werth, R (1, 8) OBP: 0.250, SLG: 0.583										2	1	1	0	0	0	2				
55 Eury Pérez, R (5, 8) OBP: 0.500, SLG: 0.538										1	1	0	0	0	1	2				
26 Jesus Flores, R (1, 2) OBP: 0.294, SLG: 0.583										3	1	1	2	0	1	3				
64 Carlos Maldonado, R (6, 2) OBP: 0.571, SLG: 1.000										1	0	0	0	0	1	2				
2 Roger Bernadina, L (1, 9) OBP: 0.444, SLG: 0.357										1	1	0	0	2	1	0				
15 Brett Carroll, R (5, PR) OBP: 0.350, SLG: 0.333										1	0	0	0	0	0	0				
10 Corey Brown, L (1, 7) OBP: 0.412, SLG: 0.647										4	0	2	2	0	0	0				
<b>Inning Stats</b>	R: 1 E: 0 K: 1 S: 7	H: 2 LOB: 2 BB: 1 P: 11	R: 1 E: 0 K: 1 S: 7	H: 1 LOB: 0 BB: 0 P: 8	R: 1 E: 0 K: 2 S: 9	H: 1 LOB: 0 BB: 0 P: 9	R: 2 E: 0 K: 3 S: 12	H: 3 LOB: 2 BB: 1 P: 16	R: 3 E: 0 K: 2 S: 10	H: 1 LOB: 3 BB: 2 P: 18	R: 0 E: 0 K: 3 S: 10	H: 1 LOB: 2 BB: 1 P: 14	R: 0 E: 0 K: 0 S: 3	H: 0 LOB: 0 BB: 0 P: 3	R: 0 E: 0 K: 1 S: 6	H: 1 LOB: 1 BB: 0 P: 6	1B: 5 2B: 3 3B: 0 HR: 2	SF: 0 SAC: 1 DP: 0 HBP: 0	WP: 0 PB: 0 SB: 2 CS: 0	PA: 41
<b>PITCHER</b>	IP WLS BF H R ER SO BB IBB HBP BLK WP HR S P ERA WHIP																			
71 Shelby Miller, R (1, 1) ERA: 8.31	2.1		12	4	3	3	3	1	0	0	0	0	0	10	14	18.00	4.000			
70 C.J. Fick, R (3, 1) ERA: 9.0	1.0	L	7	3	2	2	2	1	0	0	0	0	0	10	18	0.00	3.000			
53 Adam Ottavino, R (4, 1) ERA:	1.0		8	1	3	0	2	2	0	0	0	0	0	16	20	0.00	1.200			
52 Eduardo Sanchez, R (5, 1) ERA:	1.2		7	1	0	0	5	1	0	0	0	0	0	3	3	0.00	0.000			
41 Mitchell Boggs, R (7, 1) ERA: 13.5	1.0		3	0	0	0	0	0	0	0	0	0	0	3	3	0.00	0.000			



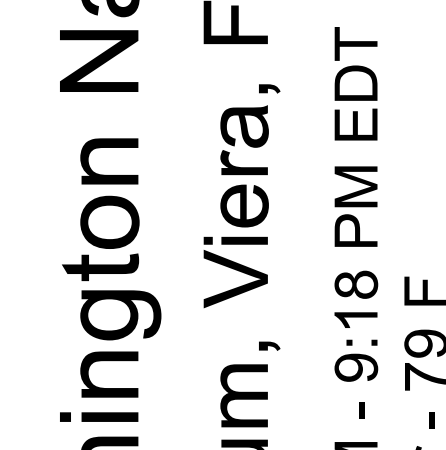
Batter	1	2	3	4	5	6	7	8	9	AB	R	H	RBI	BB	SO	LOB	TOP									
14 Austin Jackson, R OBP: 0.417, SLG: 0.450 66 Quintin Berry, L OBP: 0.462, SLG: 0.667	F9		12 1B 36 1B			K		12 3B 1B		3	1	1	0	1	1	0	Detroit Tigers @ Washington Nationals Space Coast Stadium, Viera, FL Tue Mar 13 2012, 6:06 PM - 9:18 PM EDT Att: 5,815 - Clear - 79 F									
12 Andy Dirks, L OBP: 0.455, SLG: 0.550	K		25 3B 36 1B					1-H 3B		5	0	3	1	0	2	3										
36 Clete Thomas, L OBP: 0.231, SLG: 0.269	E7 25 HR									5	2	2	1	0	1	2										
25 Ryan Raburn, R OBP: 0.471, SLG: 1.467 65 Audy Ciriano, R OBP: 0.375, SLG: 0.286	HR		G5-3							5	1	2	3	0	1	3										
27 Jhonny Peralta, R OBP: 0.350, SLG: 0.474 70 Argenis Diaz, R OBP: 0.364, SLG: 0.375	G5-3									0	0	0	0	0	0	0										
32 Don Kelly, L OBP: 0.450, SLG: 0.529		P6								3	1	1	0	1	1	0										
63 Ryan Stribe, R OBP: 0.350, SLG: 0.333	G5-3									0	0	0	0	1	0	0										
9 Gerald Laird, R OBP: 0.286, SLG: 0.250 67 Omar Santos, R OBP: 0.375, SLG: 0.286	G6-3									4	0	1	0	1	0	2										
74 Eric Patterson, L OBP: 0.375, SLG: 0.800			K							5	0	0	0	0	2	6										
<b>Inning Stats</b>	R: 2 E: 1 K: 1 S: 8	H: 1 LOB: 0 BB: 0 P: 9	R: 0 E: 0 K: 0 S: 3	H: 0 LOB: 0 BB: 0 P: 3	R: 1 E: 0 K: 1 S: 7	H: 3 LOB: 1 BB: 0 P: 7	R: 1 E: 0 K: 1 S: 6	H: 1 LOB: 3 BB: 3 P: 18	R: 1 E: 0 K: 1 S: 8	H: 3 LOB: 3 BB: 1 P: 13	R: 0 E: 0 K: 1 S: 6	H: 1 LOB: 1 BB: 0 P: 6	R: 0 E: 0 K: 1 S: 5	H: 0 LOB: 0 BB: 0 P: 5	R: 1 E: 0 K: 2 S: 9	H: 2 LOB: 1 BB: 1 P: 9	R: 0 E: 0 K: 2 S: 8	H: 1 LOB: 2 BB: 1 P: 12	1B: 10 2B: 0 3B: 1 HR: 1	SF: 0 SAC: 0 DP: 1 HBP: 0	WP: 2 PB: 0 SB: 0 CS: 0	PA: 44				
<b>PITCHER</b>	IP	WLS	BF	H	R	ER	SO	BB	IBB	HBP	BLK	WP	HR	S	P	ERA	WHIP									
33 Edwin Jackson, R ERA: 1.93	3.1	L	17	5	4	2	2	2	0	0	0	0	1	0	18	29	5.40	2.100								
48 Ross Detwiler, L ERA: 3.52	2.2		14	4	1	1	3	2	0	0	0	1	0	18	27	3.38	2.250									
54 Brad Lidge, R ERA: 2.25	1.0		3	0	0	0	1	0	0	0	0	0	0	5	5	0.00	0.000									
36 Tyler Clippard, R ERA: 4.5	1.0		5	2	1	1	2	0	0	0	0	0	0	9	9	9.00	2.000									
46 Jeff Fulchino, R ERA:	1.0		5	1	0	0	2	1	0	0	0	0	0	8	12	0.00	2.000									

Batter	1	2	3	4	5	6	7	8	9	AB	R	H	RBI	BB	SO	LOB	BOTTOM								
20 Ian Desmond, R OBP: 0.174, SLG: 0.261 13 Andrés Blanco, S OBP: 0.154, SLG: 0.333	8 1B 11 SF8	FC5-4								3	1	1	0	0	0	1	Detroit Tigers @ Washington Nationals Space Coast Stadium, Viera, FL Tue Mar 13 2012, 6:06 PM - 9:18 PM EDT Att: 5,815 - Clear - 79 F								
8 Danny Espinosa, S OBP: 0.300, SLG: 0.300 1 Steve Lombardozzi, S OBP: 0.263, SLG: 0.235	7 S									3	0	2	0	0	1	0									
11 Ryan Zimmerman, R OBP: 0.588, SLG: 1.285 30 Mark Teahen, L OBP: 0.158, SLG: 0.118	2B									1	1	0	0	1	0	2									
38 Michael Morse, R OBP: 0.444, SLG: 0.429 57 Tyler Moore, R OBP: 0.333, SLG: 0.412	1B									2	0	1	1	0	0	1									
7 Mark DeRosa, R OBP: 0.692, SLG: 0.875 18 Chad Tracy, L OBP: 0.200, SLG: 0.222	SF8									2	0	1	0	0	0	0									
28 Jayson Werth, R OBP: 0.333, SLG: 0.786 55 Eury Pérez, R OBP: 0.467, SLG: 0.500	2B									2	0	1	0	0	0	3									
3 Wilson Ramos, R OBP: 0.214, SLG: 0.286 23 Jhonatan Solano, R OBP: 0.200, SLG: 0.222	K									1	0	0	0	2	0	1									
15 Brett Carroll, R OBP: 0.292, SLG: 0.273	BB									1	0	0	1	0	1	0									
28 Jayson Werth, R OBP: 0.333, SLG: 0.786 55 Eury Pérez, R OBP: 0.467, SLG: 0.500	G4-3									2	1	1	1	1	0	2									
3 Wilson Ramos, R OBP: 0.214, SLG: 0.286 23 Jhonatan Solano, R OBP: 0.200, SLG: 0.222	F9									1	0	0	0	0	2										
<b>Inning Stats</b>	R: 1 E: 0 K: 1 S: 7	H: 2 LOB: 2 BB: 1 P: 11	R: 0 E: 0 K: 0 S: 4	H: 1 LOB: 1 BB: 0 P: 4	R: 0 E: 0 K: 1 S: 6	H: 1 LOB: 3 BB: 2 P: 14	R: 0 E: 0 K: 0 S: 3	H: 0 LOB: 0 BB: 0 P: 3	R: 0 E: 0 K: 1 S: 6	H: 1 LOB: 1 BB: 0 P: 6	R: 1 E: 0 K: 1 S: 6	H: 1 LOB: 0 BB: 0 P: 6	R: 1 E: 1 K: 0 S: 5	H: 1 LOB: 2 BB: 1 P: 9	R: 0 E: 1 K: 1 S: 6	H: 0 LOB: 2 BB: 1 P: 10	R: 0 E: 0 K: 1 S: 5	H: 0 LOB: 0 BB: 0 P: 5	1B: 4 2B: 2 3B: 0 HR: 1	SF: 2 SAC: 0 DP: 0 HBP: 0	WP: 0 PB: 0 SB: 1 CS: 0	PA: 41			
<b>PITCHER</b>	IP	WLS	BF	H	R	ER	SO	BB	IBB	HBP	BLK	WP	HR	S	P	ERA	WHIP								
64 Duane Below, L ERA: 3.18	2.2	W	15	4	1	1	2	3	0	0	0	0	0	10	10	0.00	0.429								
57 Adam Wilk, L ERA: 4.05	2.1	H	8	1	0	0	1	0	0	0	0	0	0	10	10	0.00	0.429								
46 Jose Valverde, R ERA: 4.5	1.0		4	1	1	1	1	0	0	0	0	0	1	6	6	9.00	1.000								
20 Octavio Dotel, R ERA: 2.25	1.0	H	6	1	1	0	0	1	0	0	0	0	0	5	9	0.00	2.000								
49 Luis Marte, R ERA:	1.0	H	5	0	0	0	1	1	0	0	0	0	0	6	10	0.00	1.000								
<b>PITCHER</b>	IP	WLS	BF	H	R	ER	SO	BB	IBB	HBP	BLK	WP	HR	S	P	ERA	WHIP								
56 Jose Ortega, R ERA: 2.08	1.0	S	3	0	0	0	1	0	0	0	0	0	0	5	5	0.00	0.000								

AB 39  
R 6  
H 12  
RBI 6  
BB 5  
SO 10  
LOB 23



AB 34  
R 3  
H 7  
RBI 3  
BB 5  
SO 6  
LOB 21





Batter	1	2	3	4	5	6	7	8	9	AB	R	H	RBI	BB	SO	LOB	TOP				
20 Ian Desmond, R OBP: 0.192, SLG: 0.269 13 Andrés Blanco, S OBP: 0.133, SLG: 0.286										3	0	1	0	0	2	0	<b>Washington Nationals @ Atlanta Braves</b> Champion Stadium, Lake Buena Vista, FL Wed Mar 14, 2012, 6:09 PM - 8:44 PM EDT Att: 7,902 - Partly Cloudy - 79 F				
1 Steve Lombardozzi, S OBP: 0.250, SLG: 0.257										5	0	1	0	0	0	0					
7 Mark DeRosa, R OBP: 0.225, SLG: 0.700 15 Brett Carroll, R OBP: 0.308, SLG: 0.261										2	1	0	0	1	0	1					
25 Adam LaRoche, L OBP: 0.375, SLG: 0.167 57 Tyler Moore, R OBP: 0.316, SLG: 0.389										2	0	0	0	1	1	1					
18 Chad Tracy, L OBP: 0.250, SLG: 0.409										4	2	3	0	1	1	1					
34 Bryce Harper, L OBP: 0.487, SLG: 0.385 12 Jason Michaels, R OBP: 0.409, SLG: 0.316										2	0	0	0	1	1	1					
26 Jesus Flores, R OBP: 0.625, SLG: 1.200 64 Carlos Maldonado, R OBP: 0.625, SLG: 1.200										3	1	3	1	0	0	0					
30 Mark Teahen, L OBP: 0.174, SLG: 0.100										3	0	0	0	1	0	4					
55 Eury Pérez, R OBP: 0.368, SLG: 0.389										4	0	0	0	0	1	5					
<b>Inning Stats</b>	R: 0 E: 0 K: 1 S: 4	H: 2 LOB: 0 BB: 0 P: 5	R: 0 E: 0 K: 1 S: 6	H: 1 LOB: 2 BB: 1 P: 10	R: 0 E: 0 K: 1 S: 5	H: 0 LOB: 0 BB: 0 P: 5	R: 3 E: 0 K: 0 S: 8	H: 2 LOB: 0 BB: 1 P: 14	R: 0 E: 0 K: 2 S: 7	H: 0 LOB: 0 BB: 0 P: 7	R: 0 E: 0 K: 0 S: 4	H: 1 LOB: 2 BB: 1 P: 8	R: 2 E: 0 K: 2 S: 10	H: 3 LOB: 3 BB: 2 P: 19	R: 0 E: 0 K: 0 S: 3	H: 0 LOB: 0 BB: 0 P: 3		1B: 6 2B: 1 3B: 0 HR: 2	SF: 0 SAC: 0 DP: 1 HBP: 0	WP: 1 PB: 0 SB: 0 CS: 1	PA: 39
<b>PITCHER</b>	IP WLS BF H R ER SO BB IBB HBP BLK WP HR S P ERA WHIP	IP WLS BF H R ER SO BB IBB HBP BLK WP HR S P ERA WHIP	IP WLS BF H R ER SO BB IBB HBP BLK WP HR S P ERA WHIP	IP WLS BF H R ER SO BB IBB HBP BLK WP HR S P ERA WHIP	IP WLS BF H R ER SO BB IBB HBP BLK WP HR S P ERA WHIP	IP WLS BF H R ER SO BB IBB HBP BLK WP HR S P ERA WHIP	IP WLS BF H R ER SO BB IBB HBP BLK WP HR S P ERA WHIP	IP WLS BF H R ER SO BB IBB HBP BLK WP HR S P ERA WHIP	IP WLS BF H R ER SO BB IBB HBP BLK WP HR S P ERA WHIP	IP WLS BF H R ER SO BB IBB HBP BLK WP HR S P ERA WHIP	IP WLS BF H R ER SO BB IBB HBP BLK WP HR S P ERA WHIP	IP WLS BF H R ER SO BB IBB HBP BLK WP HR S P ERA WHIP	IP WLS BF H R ER SO BB IBB HBP BLK WP HR S P ERA WHIP	IP WLS BF H R ER SO BB IBB HBP BLK WP HR S P ERA WHIP	IP WLS BF H R ER SO BB IBB HBP BLK WP HR S P ERA WHIP	IP WLS BF H R ER SO BB IBB HBP BLK WP HR S P ERA WHIP	IP WLS BF H R ER SO BB IBB HBP BLK WP HR S P ERA WHIP	IP WLS BF H R ER SO BB IBB HBP BLK WP HR S P ERA WHIP	IP WLS BF H R ER SO BB IBB HBP BLK WP HR S P ERA WHIP	IP WLS BF H R ER SO BB IBB HBP BLK WP HR S P ERA WHIP	IP WLS BF H R ER SO BB IBB HBP BLK WP HR S P ERA WHIP

Batter	1	2	3	4	5	6	7	8	9	AB	R	H	RBI	BB	SO	LOB	BOTTOM				
67 Andrelton Simmons, R OBP: 0.388, SLG: 0.412										5	0	2	0	0	1	2	<b>Washington Nationals @ Atlanta Braves</b> Champion Stadium, Lake Buena Vista, FL Wed Mar 14, 2012, 6:09 PM - 8:44 PM EDT Att: 7,902 - Partly Cloudy - 79 F				
10 Chipper Jones, S OBP: 0.286, SLG: 0.091 4 Drew Sutton, S OBP: 0.526, SLG: 0.533										3	0	1	0	0	1	2					
16 Brian McCann, L OBP: 0.395, SLG: 0.286 69 Evan Gattis, R OBP: 0.500, SLG: 0.571										1	1	1	0	2	0	0					
26 Dan Uggla, R OBP: 0.453, SLG: 0.652 73 Joey Tordesillas, S OBP: 0.316, SLG: 0.389										2	1	1	3	0	0	2					
5 Freddie Freeman, L OBP: 0.148, SLG: 0.115 71 Ernesto Mejia, R OBP: 0.182, SLG: 0.300										4	0	0	0	0	2	5					
20 Eric Hinske, L OBP: 0.320, SLG: 0.476 74 Jordan Parraz, R OBP: 0.467, SLG: 0.786										3	0	0	0	0	1	2					
22 Jason Heyward, L OBP: 0.242, SLG: 0.355 17 Jose Constanza, L OBP: 0.263, SLG: 0.222										1	1	1	1	0	0	0					
8 David Ross, R OBP: 0.278, SLG: 0.133										3	0	0	0	1	1	2					
30 Luis Durango, S OBP: 0.647, SLG: 0.500										4	1	2	1	0	0	2					
<b>Inning Stats</b>	R: 2 E: 0 K: 1 S: 9	H: 2 LOB: 0 BB: 0 P: 10	R: 0 E: 0 K: 0 S: 3	H: 0 LOB: 0 BB: 0 P: 3	R: 1 E: 0 K: 0 S: 5	H: 2 LOB: 2 BB: 1 P: 9	R: 1 E: 0 K: 0 S: 4	H: 1 LOB: 1 BB: 1 P: 10	R: 0 E: 0 K: 2 S: 8	H: 1 LOB: 2 BB: 1 P: 12	R: 0 E: 0 K: 1 S: 6	H: 2 LOB: 1 BB: 0 P: 6	R: 2 E: 0 K: 1 S: 10	H: 4 LOB: 2 BB: 0 P: 11	R: 0 E: 0 K: 1 S: 3	H: 0 LOB: 0 BB: 0 P: 3		1B: 9 2B: 2 3B: 0 HR: 3	SF: 1 SAC: 0 DP: 1 HBP: 0	WP: 0 PB: 0 SB: 0 CS: 0	PA: 39
<b>PITCHER</b>	IP WLS BF H R ER SO BB IBB HBP BLK WP HR S P ERA WHIP	IP WLS BF H R ER SO BB IBB HBP BLK WP HR S P ERA WHIP	IP WLS BF H R ER SO BB IBB HBP BLK WP HR S P ERA WHIP	IP WLS BF H R ER SO BB IBB HBP BLK WP HR S P ERA WHIP	IP WLS BF H R ER SO BB IBB HBP BLK WP HR S P ERA WHIP	IP WLS BF H R ER SO BB IBB HBP BLK WP HR S P ERA WHIP	IP WLS BF H R ER SO BB IBB HBP BLK WP HR S P ERA WHIP	IP WLS BF H R ER SO BB IBB HBP BLK WP HR S P ERA WHIP	IP WLS BF H R ER SO BB IBB HBP BLK WP HR S P ERA WHIP	IP WLS BF H R ER SO BB IBB HBP BLK WP HR S P ERA WHIP	IP WLS BF H R ER SO BB IBB HBP BLK WP HR S P ERA WHIP	IP WLS BF H R ER SO BB IBB HBP BLK WP HR S P ERA WHIP	IP WLS BF H R ER SO BB IBB HBP BLK WP HR S P ERA WHIP	IP WLS BF H R ER SO BB IBB HBP BLK WP HR S P ERA WHIP	IP WLS BF H R ER SO BB IBB HBP BLK WP HR S P ERA WHIP	IP WLS BF H R ER SO BB IBB HBP BLK WP HR S P ERA WHIP	IP WLS BF H R ER SO BB IBB HBP BLK WP HR S P ERA WHIP	IP WLS BF H R ER SO BB IBB HBP BLK WP HR S P ERA WHIP	IP WLS BF H R ER SO BB IBB HBP BLK WP HR S P ERA WHIP	IP WLS BF H R ER SO BB IBB HBP BLK WP HR S P ERA WHIP	IP WLS BF H R ER SO BB IBB HBP BLK WP HR S P ERA WHIP

AB	34
R	5
H	9
RBI	5
BB	5
SO	7
LOB	16

AB	35
R	6
H	13
RBI	6
BB	3
SO	7
LOB	23














Batter	1	2	3	4	5	6	7	8	9	AB	R	H	RBI	BB	SO	LOB	TOP				
1 Emilio Bonifacio, S OBP: 0.238, SLG: 0.250	G6-3		F7		P5		F7			4	0	0	0	0	0	1	<b>Miami Marlins @ Washington Nationals</b> Space Coast Stadium, Viera, FL Sat Mar 17 2012, 1:05 PM - 3:43 PM EDT Att: 4,567 - Sunny - 84 F				
22 Donnie Murphy, R OBP: 0.217, SLG: 0.318 59 Alex Sanabia, R 60 Robert Ray, R 78 Kevin Mattison, L OBP: 0.235, SLG: 0.143 53 Sandy Rosario, R	F9		P5		F7		F8			3	0	0	0	0	0	0					
14 John Buck, R OBP: 0.381, SLG: 0.588 74 Kyle Skipworth, L	E5		2B		HR		G4-3			3	1	2	1	0	0	0					
15 Gaby Sanchez, R OBP: 0.304, SLG: 0.200 30 Dallas Poulk, L	1B		K		K		BB			3	0	1	0	0	2	1					
11 Bryan Petersen, L OBP: 0.280, SLG: 0.250	L6		K		G3-1		K2-3			4	0	0	0	0	2	3					
6 Scott Cousins, L OBP: 0.286, SLG: 0.280	K		F7		K		G4-3			4	0	0	0	0	2	0					
73 Donovan Solano, R OBP: 0.458, SLG: 0.500	1B		2B		G6-3		BB			3	0	2	0	1	0	0					
54 Matt Dominguez, R OBP: 0.250, SLG: 0.200 43 Chase Lambin, S	1B		F7		F7		HBP			3	0	1	0	0	0	1					
68 Tom Koehler, R 31 Steve Cishek, R 79 Jeff Dominguez, S	G3-6-1		K		E7		L6-4			1	0	0	0	0	0	2					
Inning Stats	R: 0 E: 1 K: 0 S: 5	H: 1 LOB: 2 BB: 0 P: 5	R: 0 E: 0 K: 1 S: 6	H: 2 LOB: 1 BB: 0 P: 6	R: 0 E: 0 K: 1 S: 6	H: 1 LOB: 1 BB: 0 P: 6	R: 0 E: 0 K: 1 S: 6	H: 1 LOB: 0 BB: 0 P: 5	R: 1 E: 0 K: 2 S: 8	H: 1 LOB: 0 BB: 0 P: 8	R: 0 E: 1 K: 0 S: 4	H: 0 LOB: 1 BB: 0 P: 4	R: 0 E: 0 K: 1 S: 5	H: 0 LOB: 1 BB: 1 P: 9	R: 0 E: 0 K: 0 S: 3	H: 0 LOB: 1 BB: 1 P: 8		1B: 3 2B: 3 3B: 0 HR: 1	SF: 0 SAC: 0 DP: 2 HBP: 1	WP: 0 PB: 0 SB: 1 CS: 0	PA: 36
PITCHER	IP	WLS	BF	H	R	ER	SO	BB	IBB	HBP	BLK	WP	HR	S	P	ERA	WHIP				
27 Jordan Zimmermann, R ERA: 3.38	4.0		17	5	0	3	0	0	0	0	0	0	0	23	23	0.00	1.250				
51 Rafael Martin, R ERA: 3.6	2.0	B	7	1	1	1	3	0	0	0	0	0	1	13	13	4.50	0.500				
52 Ryan Mattheus, R ERA: 2.8	2.0		8	0	0	0	1	1	0	0	0	0	0	9	13	0.00	0.500				
63 Henry Alberto Rodriguez, R ERA:	1.0		4	0	0	0	0	1	0	1	0	0	0	3	8	0.00	1.000				

Batter	1	2	3	4	5	6	7	8	9	AB	R	H	RBI	BB	SO	LOB	BOTTOM				
20 Ian Desmond, R OBP: 0.188, SLG: 0.281 13 Andrés Blanco, S OBP: 0.095, SLG: 0.211	F7	FC6-4			F8		K			3	0	0	0	0	0	1	<b>Miami Marlins @ Washington Nationals</b> Space Coast Stadium, Viera, FL Sat Mar 17 2012, 1:05 PM - 3:43 PM EDT Att: 4,567 - Sunny - 84 F				
8 Danny Espinosa, S OBP: 0.250, SLG: 0.222 1 Steve Lombardozzi, S OBP: 0.355, SLG: 0.464	BB		K		P5		G1-3			2	1	0	0	1	1	0					
11 Ryan Zimmerman, R OBP: 0.365, SLG: 1.056 30 Mark Teahen, L OBP: 0.214, SLG: 0.160	BB		G4-3		HBP		K			2	0	1	0	0	0	0					
7 Mark DeRosa, R OBP: 0.636, SLG: 0.714 57 Tyler Moore, R OBP: 0.291, SLG: 0.318	BB		1B		F9		F8			2	0	1	0	1	0	1					
18 Chad Tracy, L OBP: 0.235, SLG: 0.344	G3		F7		K		F8			4	0	0	1	0	1	3					
28 Jayson Werth, R OBP: 0.333, SLG: 0.684 12 Jason Michaels, R OBP: 0.370, SLG: 0.304	G6-3				G6-3		P4			3	0	0	0	0	0	2					
3 Wilson Ramos, R OBP: 0.238, SLG: 0.381 15 Brett Carroll, R OBP: 0.344, SLG: 0.310	G6-3		G6-3		G5-3		2B			1	0	1	0	0	0	0					
34 Bryce Harper, L OBP: 0.360, SLG: 0.348 23 Jonathan Solano, R OBP: 0.077, SLG: 0.154	L4		2B		F8		G4-3			3	0	1	0	0	0	1					
2 Roger Bernadina, L OBP: 0.393, SLG: 0.238	BB		F8		K		G4-3			3	0	0	0	1	1	2					
Inning Stats	R: 1 E: 0 K: 0 S: 4	H: 1 LOB: 2 BB: 2 P: 12	R: 0 E: 0 K: 0 S: 3	H: 0 LOB: 1 BB: 1 P: 7	R: 0 E: 0 K: 1 S: 6	H: 1 LOB: 1 BB: 0 P: 6	R: 0 E: 0 K: 0 S: 4	H: 1 LOB: 1 BB: 0 P: 4	R: 0 E: 0 K: 2 S: 7	H: 1 LOB: 0 BB: 0 P: 7	R: 0 E: 0 K: 1 S: 5	H: 0 LOB: 0 BB: 0 P: 5	R: 0 E: 0 K: 0 S: 4	H: 2 LOB: 1 BB: 0 P: 4	1B: 3 2B: 3 3B: 0 HR: 0	SF: 0 SAC: 0 DP: 1 HBP: 1		WP: 0 PB: 0 SB: 0 CS: 0	PA: 36		
PITCHER	IP	WLS	BF	H	R	ER	SO	BB	IBB	HBP	BLK	WP	HR	S	P	ERA	WHIP				
68 Tom Koehler, R ERA: 1.17	2.2		13	2	1	1	1	3	0	0	0	0	0	5	5	0.00	0.750				
31 Steve Cishek, R ERA: 4.15	1.1		5	1	0	0	0	0	0	0	0	0	0	9	10	0.00	0.500				
59 Alex Sanabia, R ERA: 4.15	2.0		8	1	0	0	1	0	0	0	0	0	0	7	7	0.00	0.000				
60 Robert Ray, R ERA:	1.0		3	0	0	0	2	0	0	0	0	0	0	9	9	0.00	1.000				
53 Sandy Rosario, R ERA:	2.0		7	2	0	0	1	0	0	0	0	0	0	9	9	0.00	1.000				

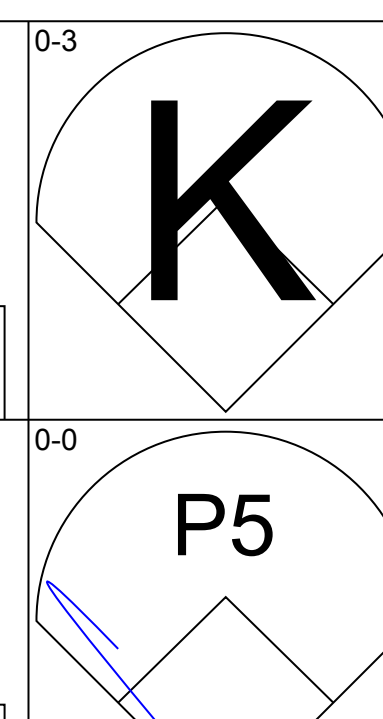
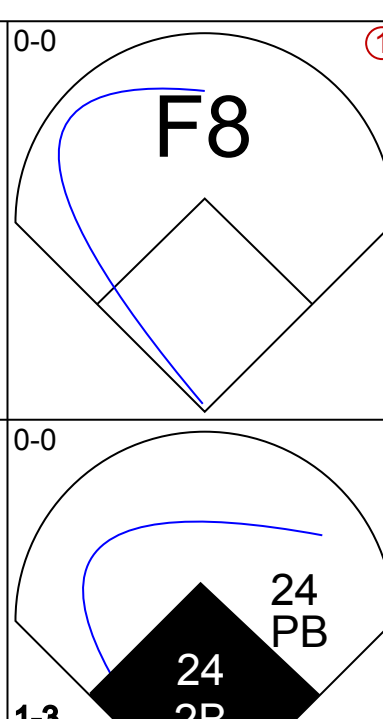
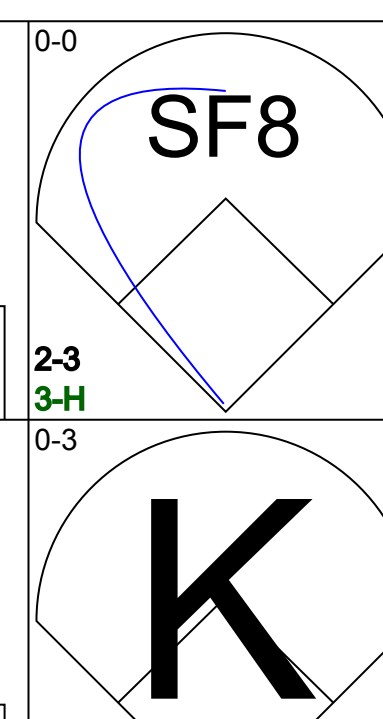
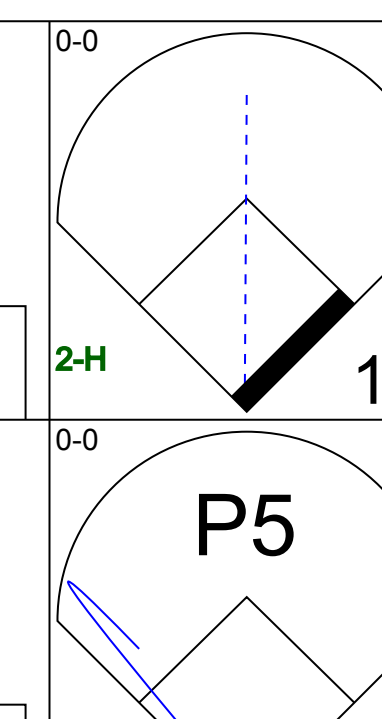
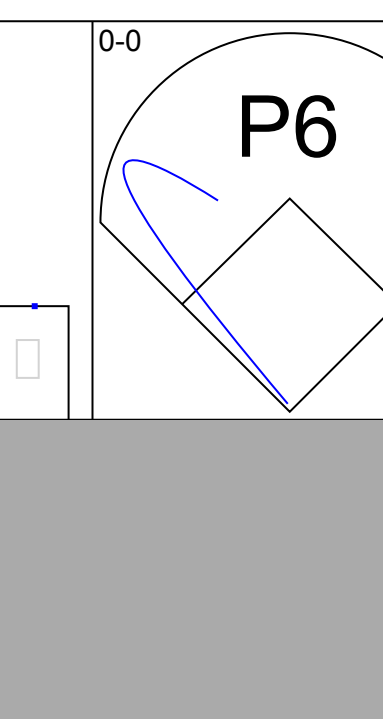
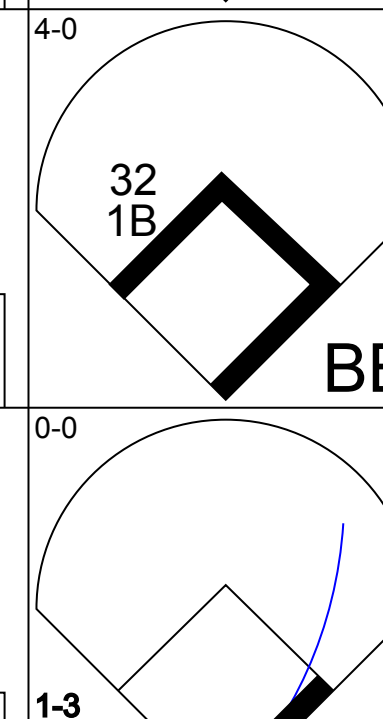
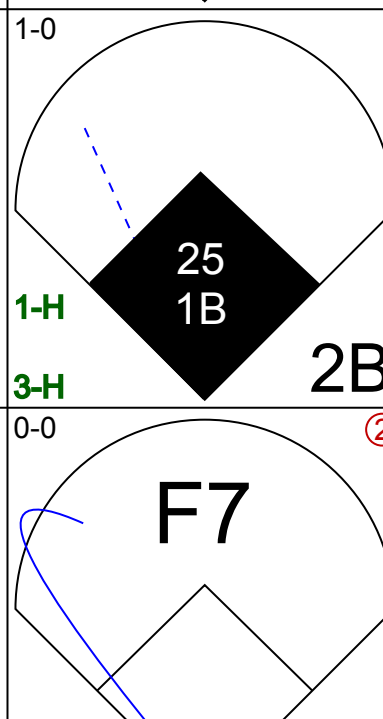

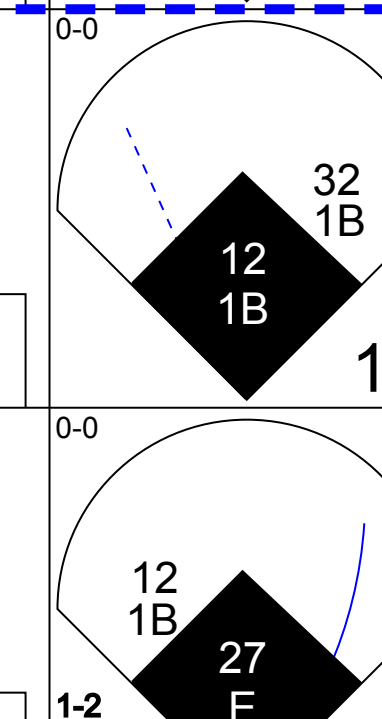
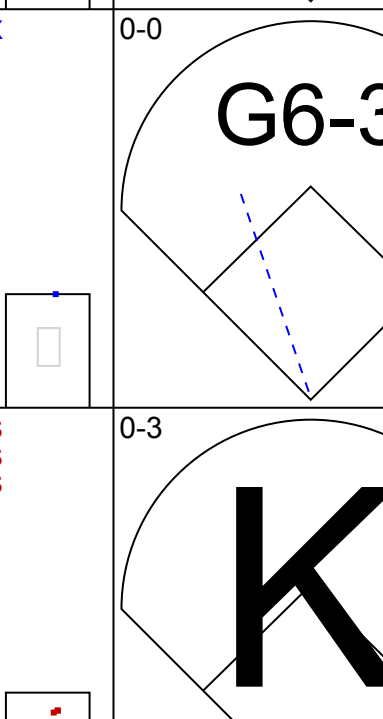
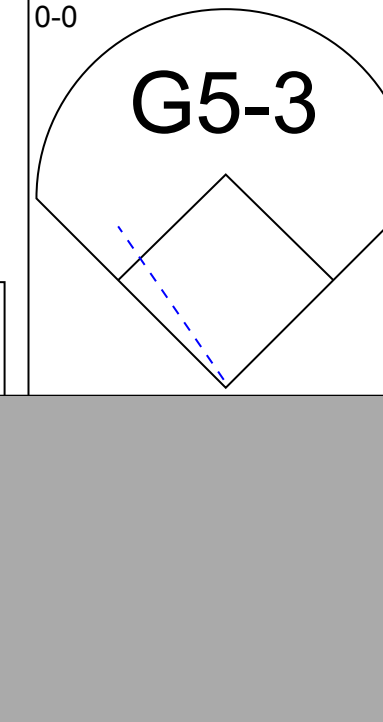
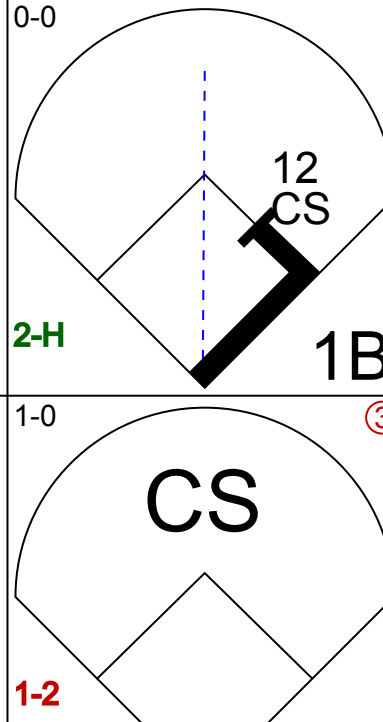
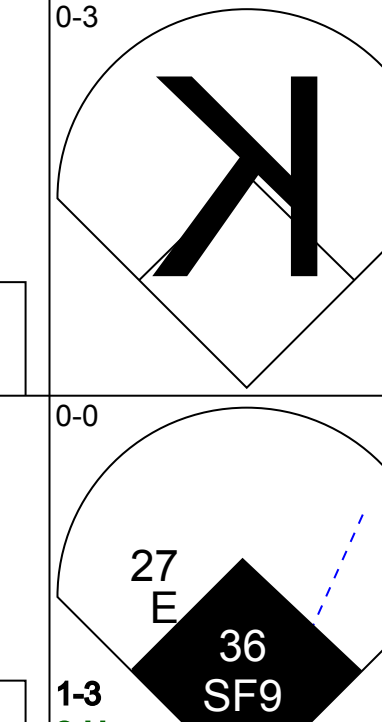
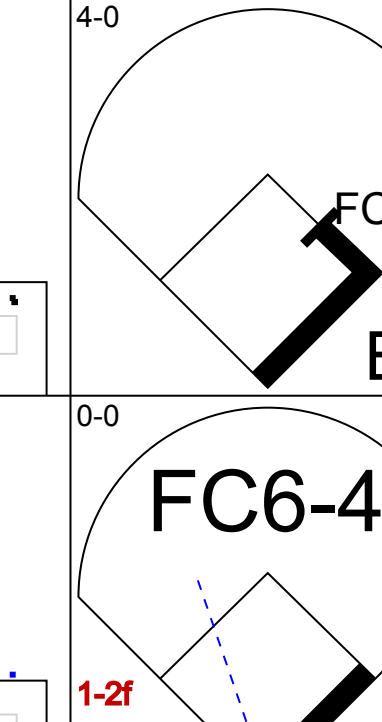



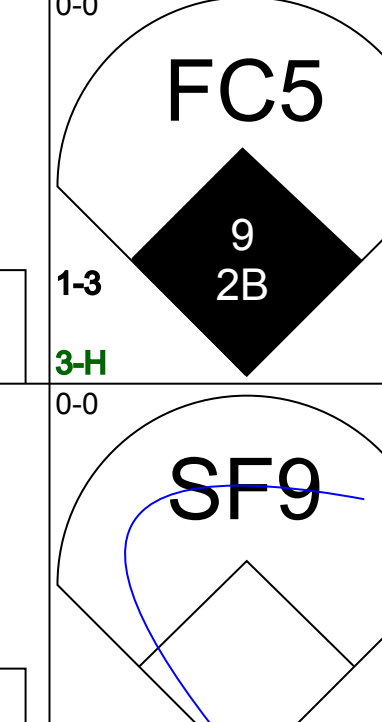


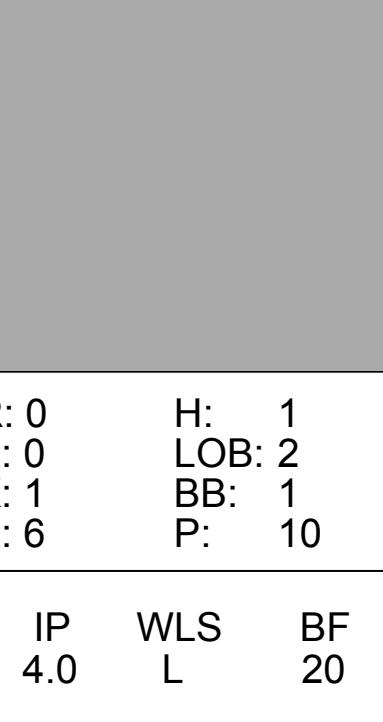
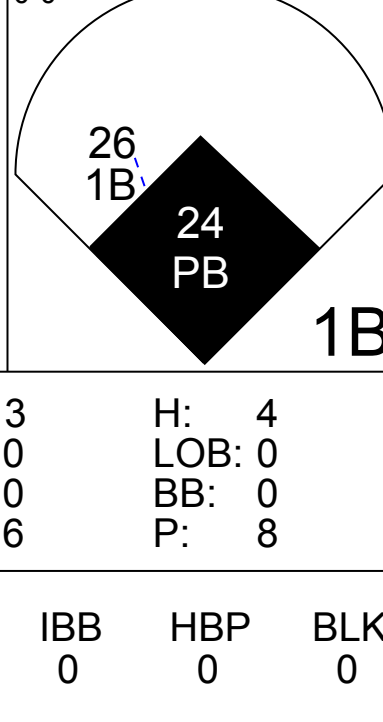
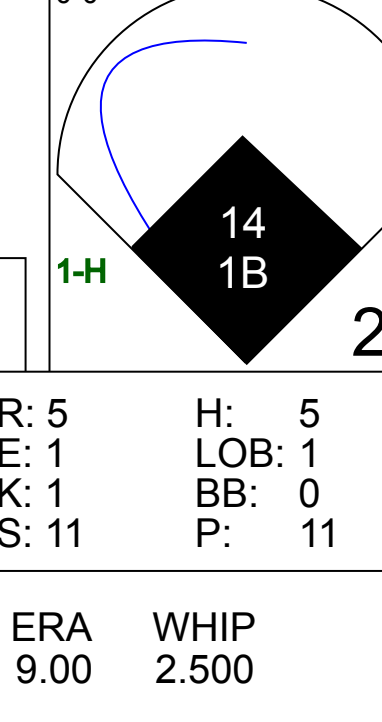
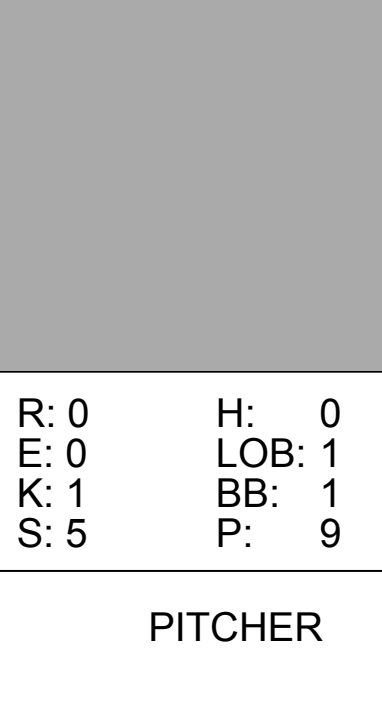
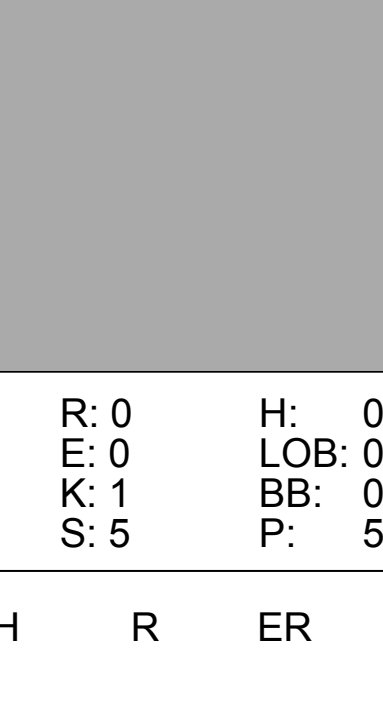
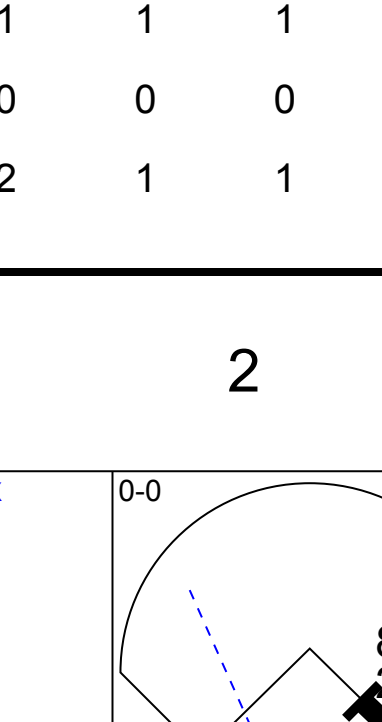
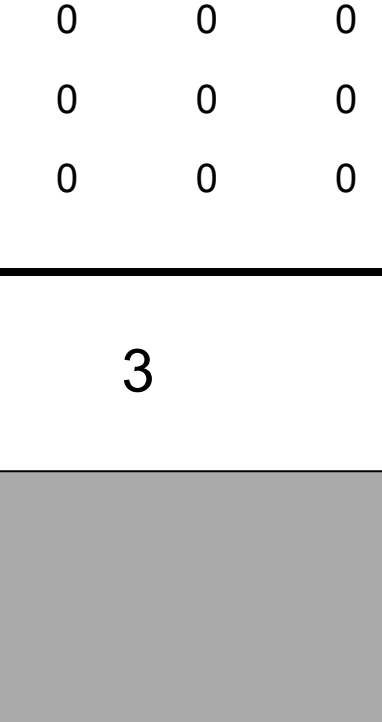
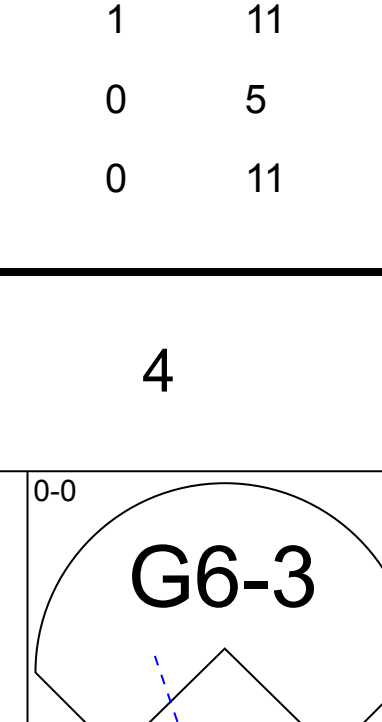
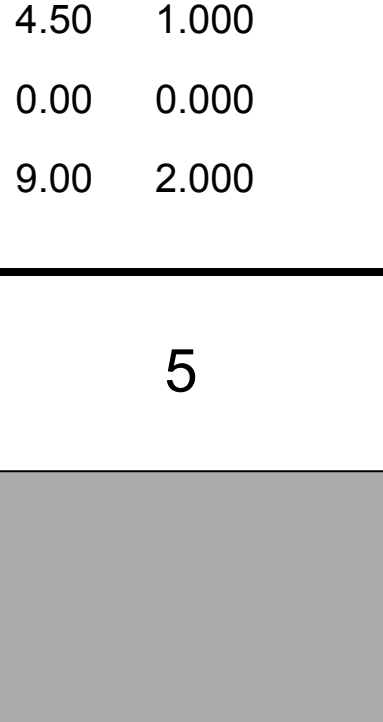
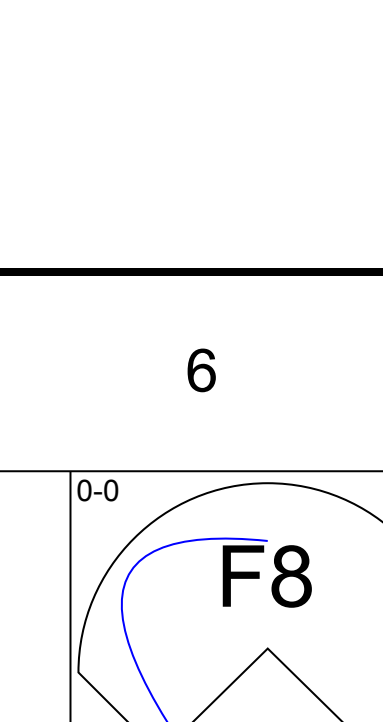
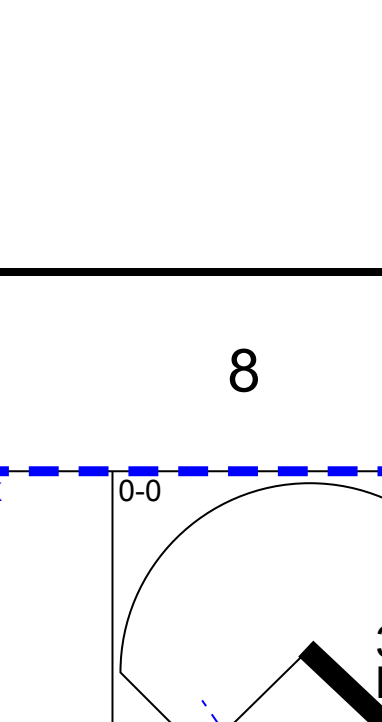
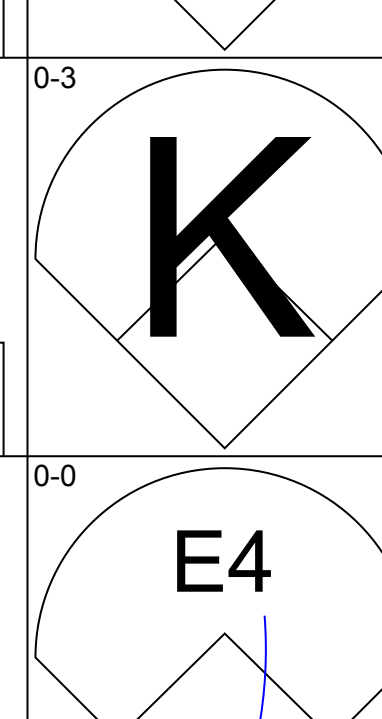

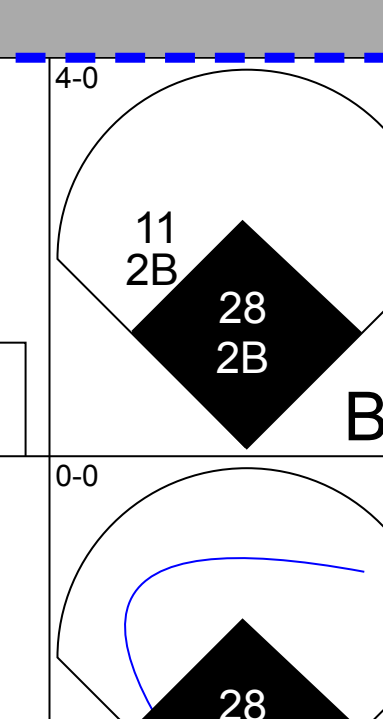
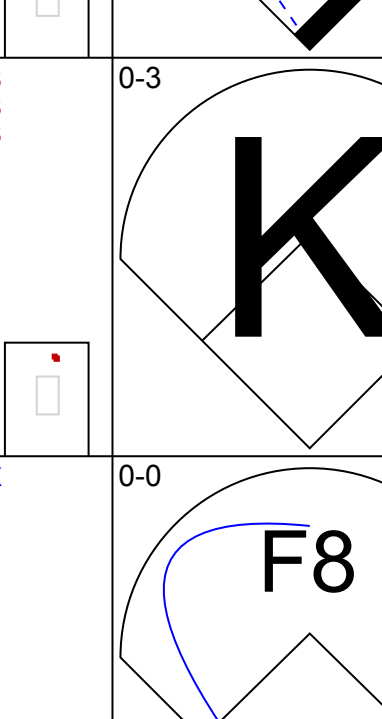


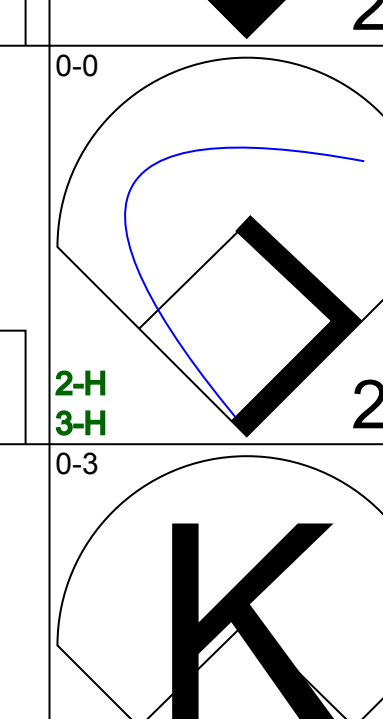
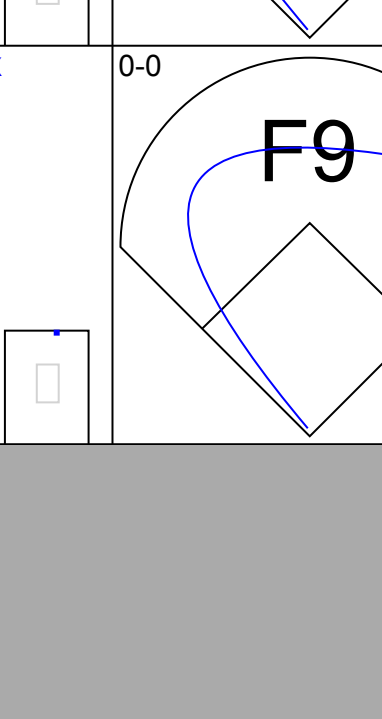
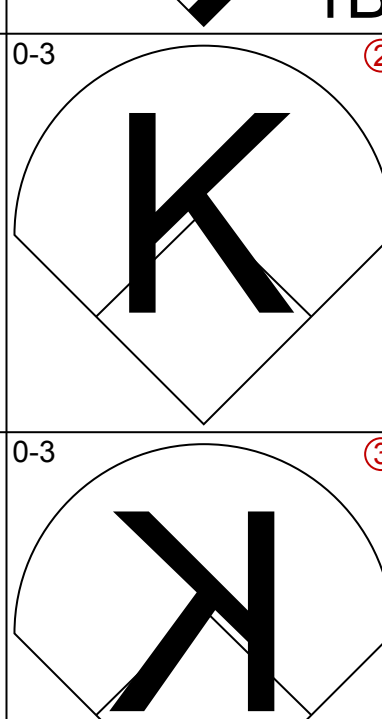

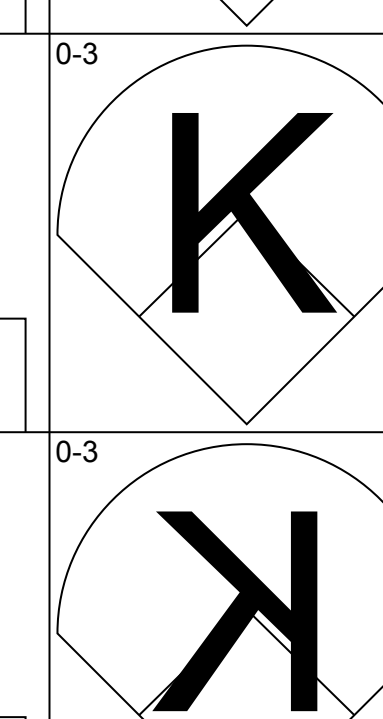
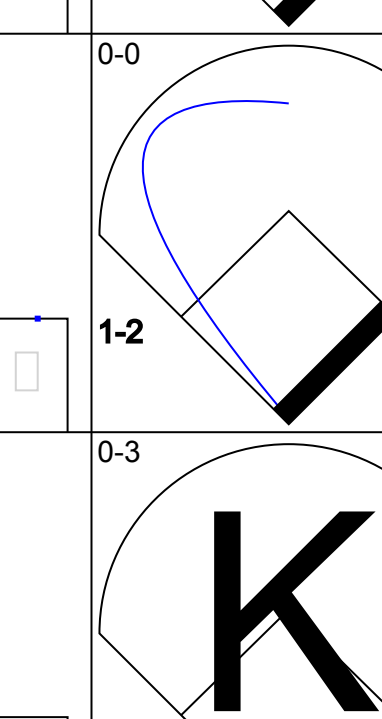

AB	33
R	1
H	6
RBI	1
BB	2
SO	7
LOB	10

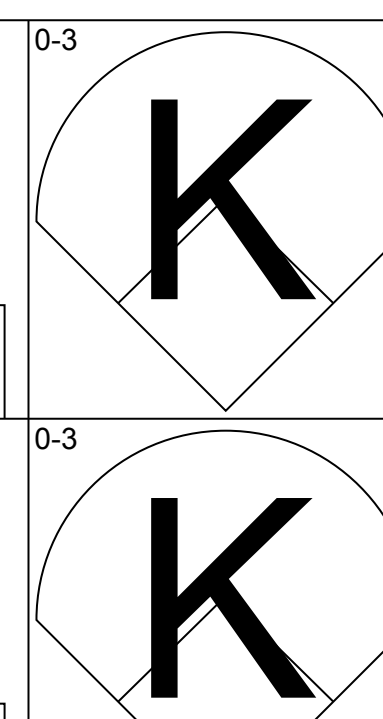
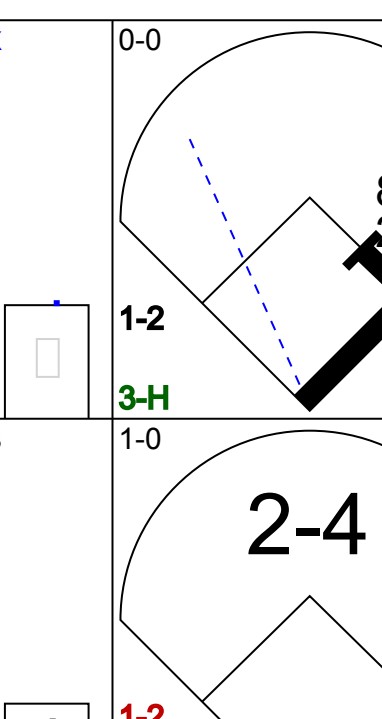
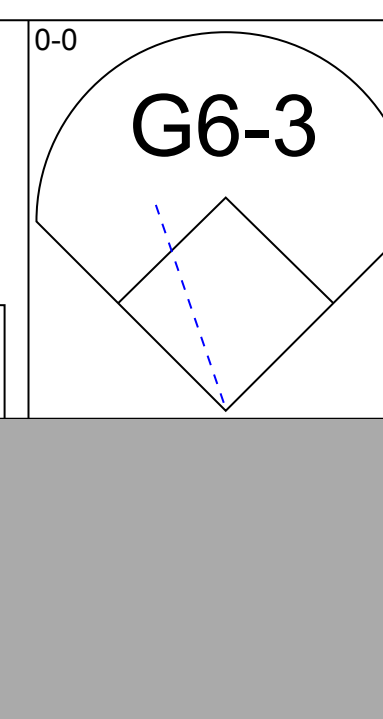
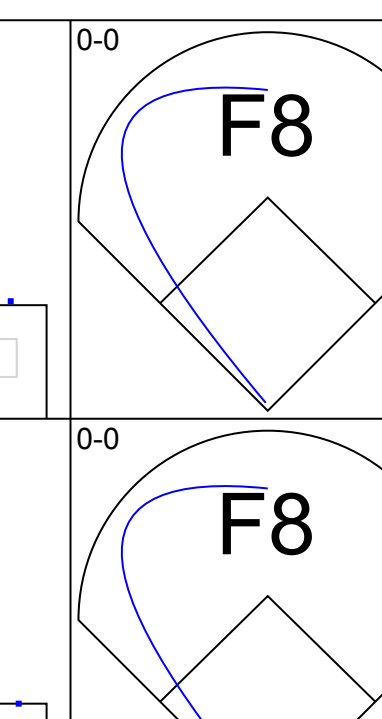
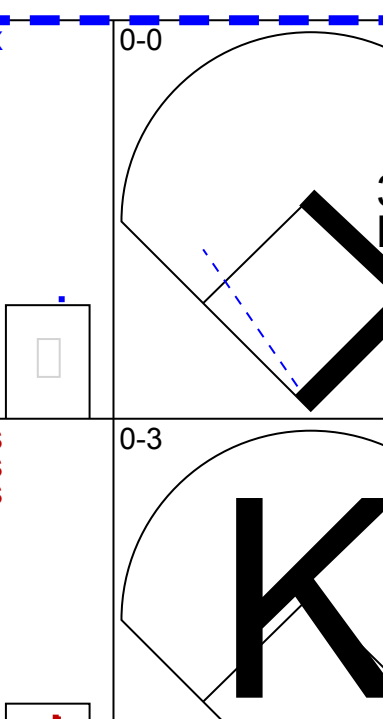
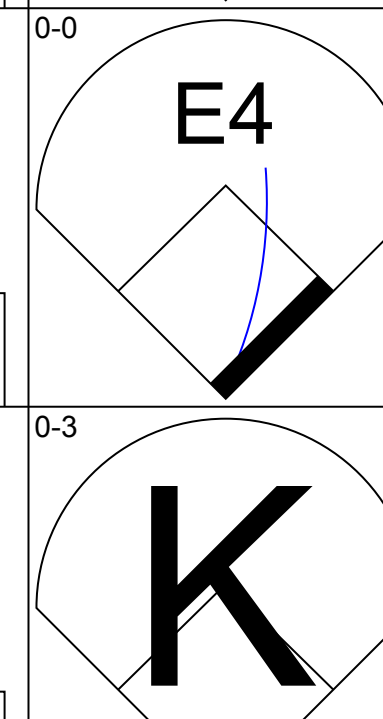

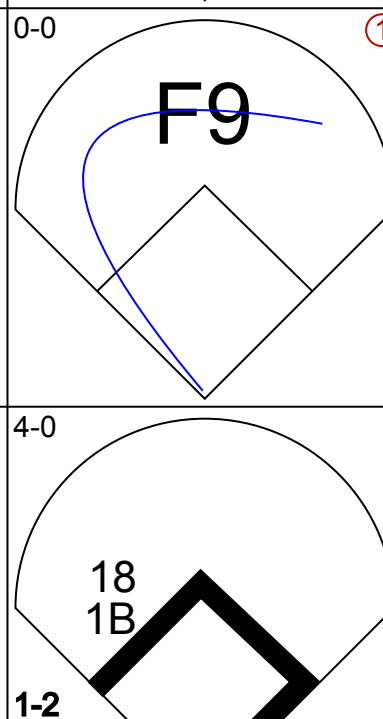
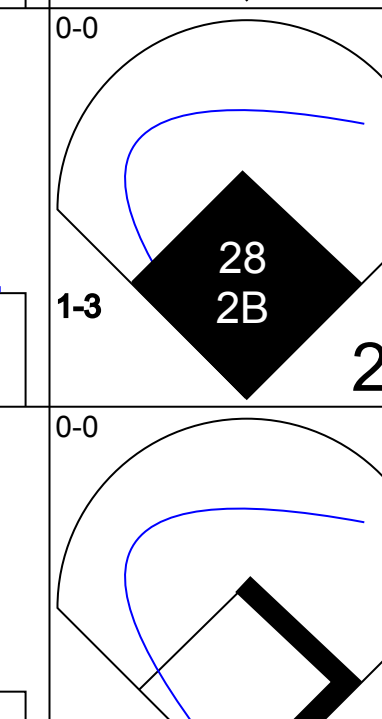
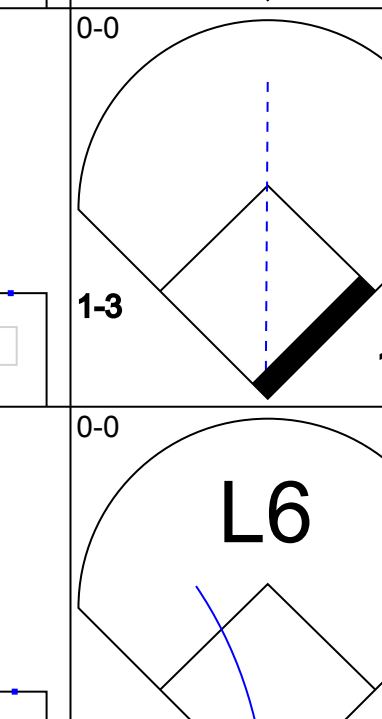
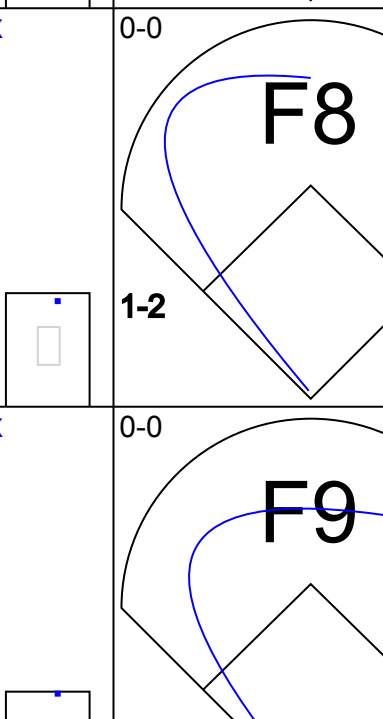

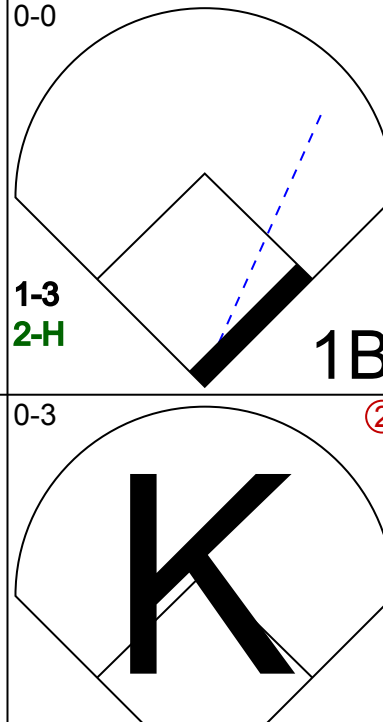
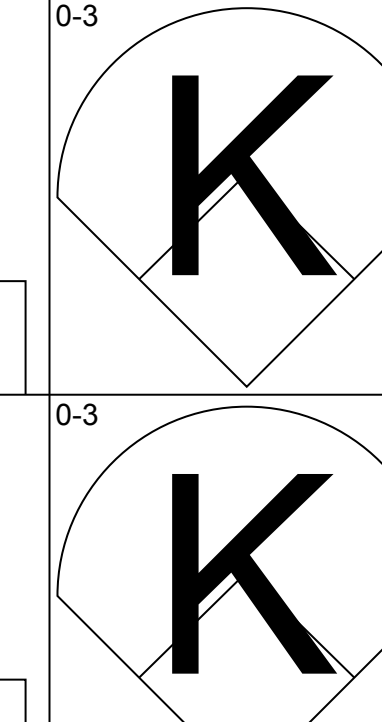




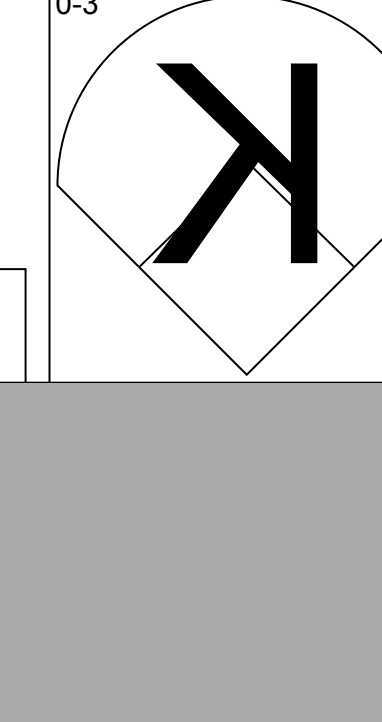
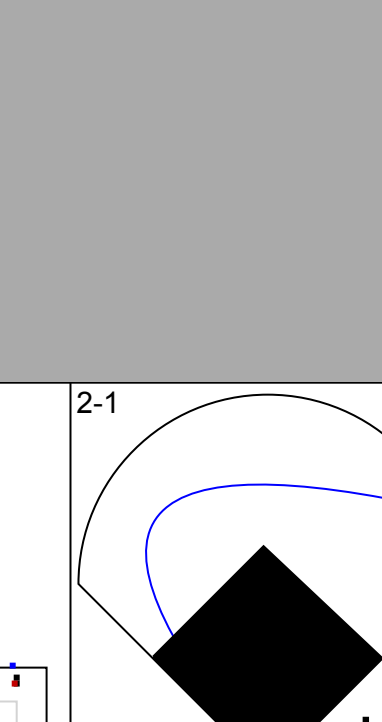



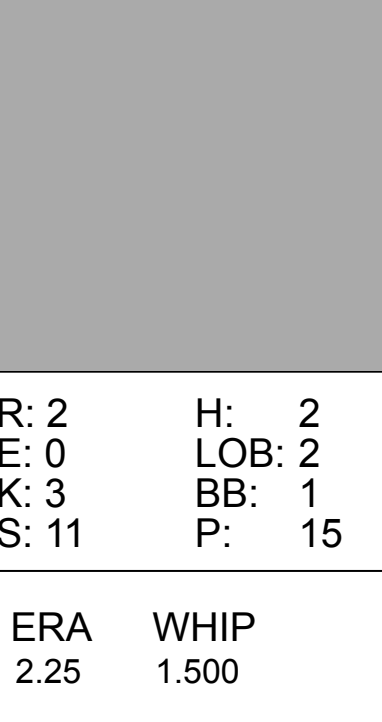
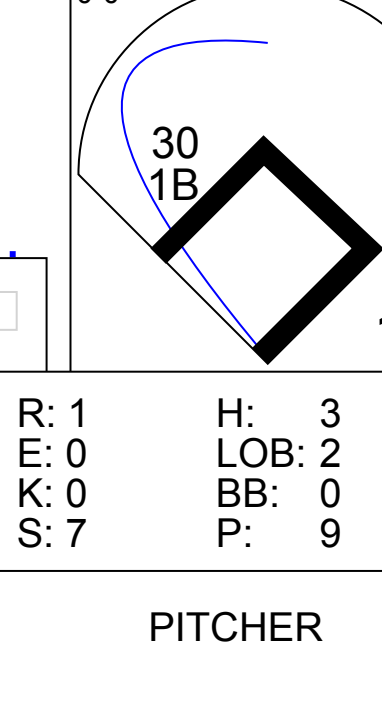
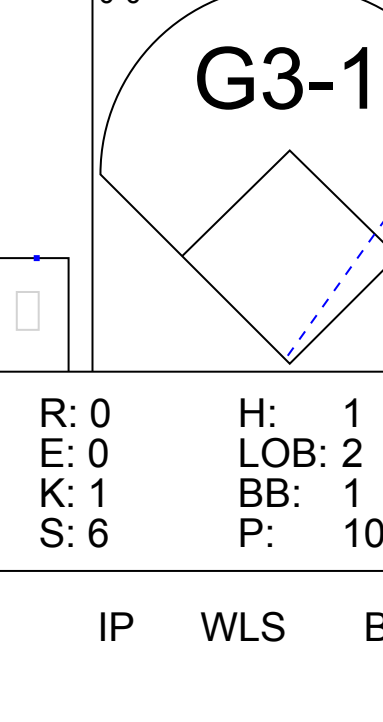
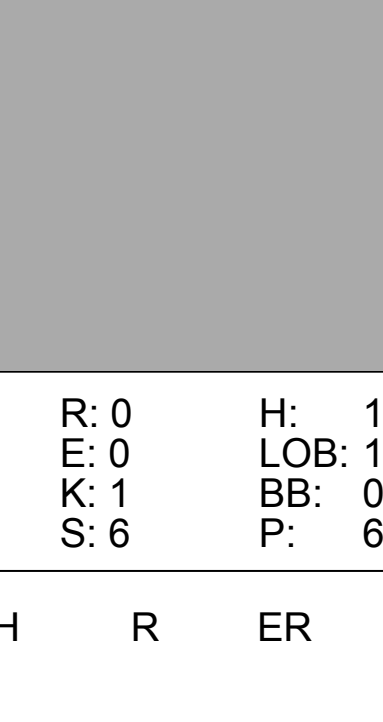
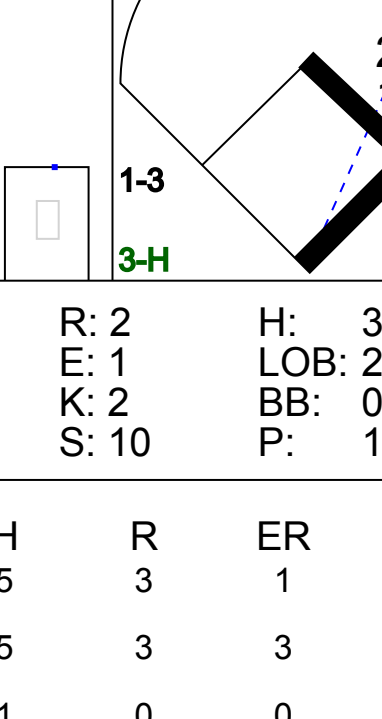
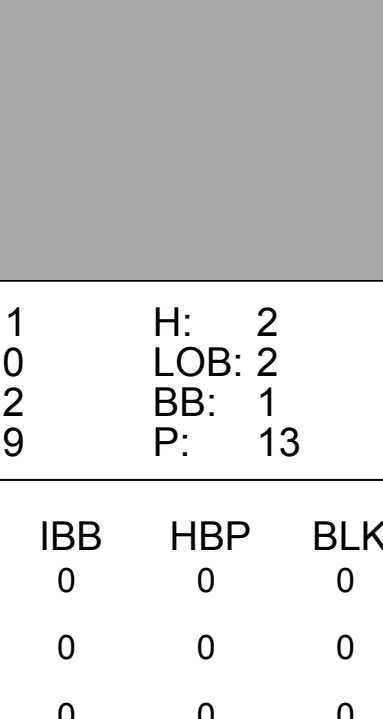
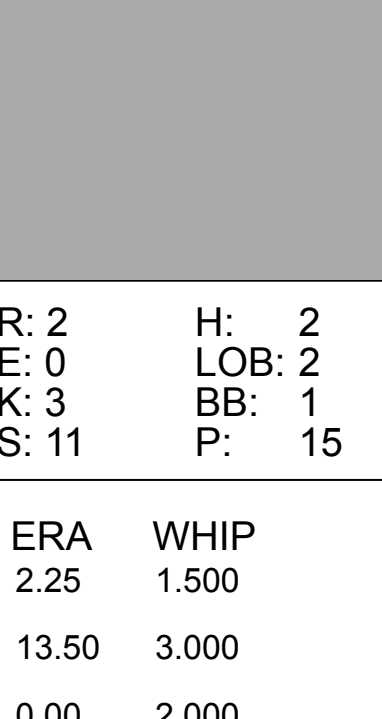
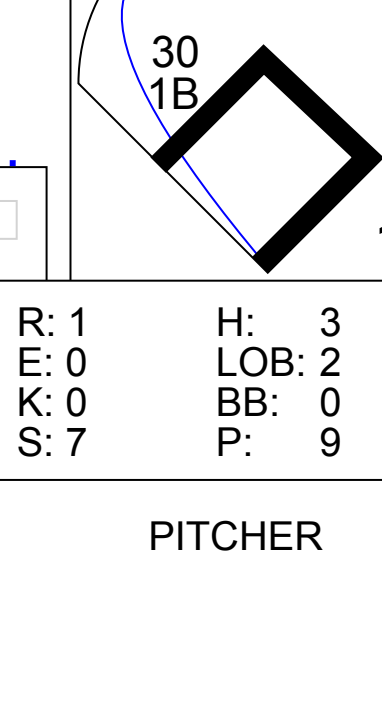
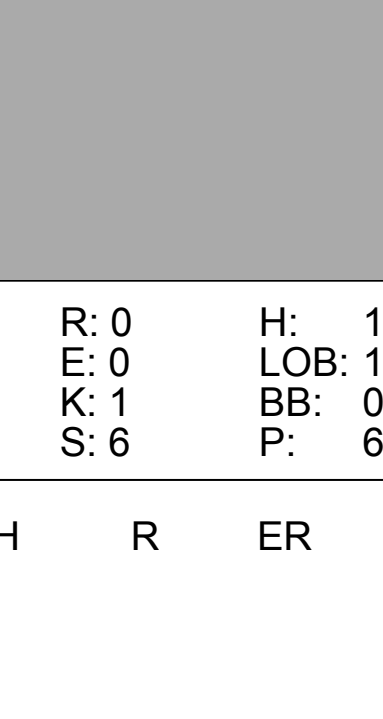


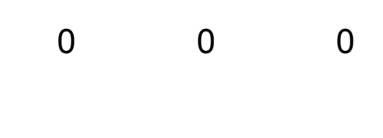
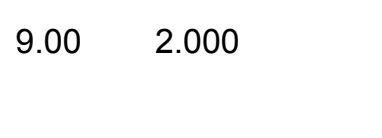




AB	32
R	1
H	6
RBI	1
BB	3
SO	5
LOB	12







Batter	1	2	3	4	5	6	7	8	9	AB	R	H	RBI	BB	SO	LOB	TOP								
14 Austin Jackson, R OBP: 0.353, SLG: 0.414 48 Brent Wyatt, S										3	0	1	2	0	1	1	<b>Detroit Tigers @ Washington Nationals</b> Space Coast Stadium, Viera, FL Sun Mar 18 2012, 1:05 PM - 4:13 PM EDT Att: 7,109 - Sunny - 81 F								
26 Brennan Boesch, L OBP: 0.194, SLG: 0.433 45 Danny Vasquez, L										4	1	1	0	0	1	3									
24 Miguel Cabrera, R OBP: 0.514, SLG: 0.633 29 Danny Worth, R OBP: 0.450, SLG: 0.647										2	2	2	1	1	0	0									
32 Don Kelly, L OBP: 0.448, SLG: 0.538 63 Ryan Strieby, R OBP: 0.333, SLG: 0.318										3	1	2	0	0	0	1									
25 Ryan Raburn, R OBP: 0.462, SLG: 1.250 73 Brandon Douglas, R (5, 4)										3	0	1	1	0	1	4									
12 Andy Dirks, L OBP: 0.500, SLG: 0.536 Tony Plagman, L										2	2	2	1	1	0	0									
27 Jhonny Peralta, R OBP: 0.429, SLG: 0.459 29 Dixon Machado, R OBP: 0.200, SLG: 0.600										3	1	1	0	0	0	2									
36 Clete Thomas, L OBP: 0.294, SLG: 0.469										3	1	2	3	1	1	0									
9 Gerald Laird, R OBP: 0.318, SLG: 0.350 67 Omar Santos, R OBP: 0.333, SLG: 0.364										3	2	2	1	0	0	3									
<b>Inning Stats</b>	R: 0 E: 0 K: 1 S: 6	H: 1 LOB: 2 BB: 1 P: 10	R: 0 E: 0 K: 1 S: 4	H: 0 LOB: 0 BB: 1 P: 8	R: 3 E: 0 K: 0 S: 6	H: 4 LOB: 0 BB: 0 P: 8	R: 1 E: 0 K: 1 S: 7	H: 2 LOB: 2 BB: 1 P: 11	R: 5 E: 1 K: 1 S: 11	H: 5 LOB: 1 BB: 0 P: 11	R: 0 E: 0 K: 1 S: 5	H: 0 LOB: 1 BB: 1 P: 9	R: 1 E: 0 K: 1 S: 6	H: 1 LOB: 0 BB: 0 P: 6	R: 0 E: 0 K: 1 S: 5	H: 0 LOB: 0 BB: 0 P: 5		R: 1 E: 0 K: 3 S: 11	H: 2 LOB: 1 BB: 0 P: 11	1B: 11 2B: 2 3B: 1 HR: 1	SF: 2 SAC: 0 DP: 1 HBP: 0	WP: 0 PB: 1 SB: 0 CS: 1	PA: 46		
<b>PITCHER</b>	IP	WLS	BF	H	R	ER	SO	BB	IBB	HBP	BLK	WP	HR	S	P	ERA	WHIP								
33 Edwin Jackson, R ERA: 4.05	4.0	L	20	7	4	4	3	3	0	0	0	0	0	23	37	9.00	2.500								
49 Chad Durbin, R ERA: 2.89	1.0		9	5	5	1	1	0	0	0	0	0	0	11	11	9.00	5.000								
45 Ryan Perry, R ERA: 1.5	2.0		8	1	1	1	2	1	0	0	0	0	1	11	15	4.50	1.000								
17 Sean Burnett, L ERA:	1.0		3	0	0	0	1	0	0	0	0	0	0	5	5	0.00	0.000								
36 Tyler Clippard, R ERA: 4.5	1.0		5	2	1	1	3	0	0	0	0	0	0	11	11	9.00	2.000								

Batter	1	2	3	4	5	6	7	8	9	AB	R	H	RBI	BB	SO	LOB	BOTTOM								
20 Ian Desmond, R OBP: 0.200, SLG: 0.286 1 Steve Lombardozzi, S OBP: 0.364, SLG: 0.467										3	0	1	1	0	1	0	<b>Detroit Tigers @ Washington Nationals</b> Space Coast Stadium, Viera, FL Sun Mar 18 2012, 1:05 PM - 4:13 PM EDT Att: 7,109 - Sunny - 81 F								
8 Danny Espinosa, S OBP: 0.280, SLG: 0.241 13 Andrés Blanco, S OBP: 0.087, SLG: 0.190										2	1	1	0	1	1	0									
11 Ryan Zimmerman, R OBP: 0.538, SLG: 1.000 30 Mark Teahen, L OBP: 0.233, SLG: 0.185										3	0	1	0	0	0	1									
28 Jayson Werth, R OBP: 0.375, SLG: 0.714 12 Jason Michaels, R OBP: 0.345, SLG: 0.280										2	0	1	2	1	1	1									
18 Chad Tracy, L OBP: 0.263, SLG: 0.343 15 Brett Carroll, R OBP: 0.333, SLG: 0.300										3	0	1	1	1	2	2									
26 Jesus Flores, R OBP: 0.385, SLG: 0.720 64 Carlos Maldonado, R OBP: 0.545, SLG: 0.875										3	1	1	0	0	2	4									
Bryce Harper, L OBP: 0.333, SLG: 0.357										5	1	1	0	0	4	7									
Tyler Moore, R OBP: 0.286, SLG: 0.481										5	2	2	2	0	0	3									
2 Roger Bernadina, L OBP: 0.394, SLG: 0.269										5	0	2	1	0	0	3									
<b>Inning Stats</b>	R: 0 E: 1 K: 3 S: 10	H: 0 LOB: 1 BB: 0 P: 10	R: 2 E: 1 K: 2 S: 10	H: 3 LOB: 2 BB: 0 P: 11	R: 1 E: 0 K: 2 S: 9	H: 2 LOB: 1 BB: 1 P: 13	R: 0 E: 0 K: 0 S: 3	H: 0 LOB: 0 BB: 0 P: 3	R: 2 E: 0 K: 3 S: 11	H: 2 LOB: 2 BB: 1 P: 15	R: 1 E: 0 K: 0 S: 7	H: 3 LOB: 2 BB: 0 P: 9	R: 0 E: 0 K: 1 S: 6	H: 1 LOB: 2 BB: 1 P: 10	R: 0 E: 0 K: 1 S: 6	H: 1 LOB: 1 BB: 0 P: 6		R: 1 E: 0 K: 2 S: 9	H: 2 LOB: 1 BB: 0 P: 9	1B: 9 2B: 4 3B: 0 HR: 1	SF: 0 SAC: 0 DP: 0 HBP: 0	WP: 0 PB: 0 SB: 0 CS: 0	PA: 45		
<b>PITCHER</b>	IP	WLS	BF	H	R	ER	SO	BB	IBB	HBP	BLK	WP	HR	S	P	ERA	WHIP								
58 Doug Fister, R ERA: 1.0	4.0	W	20	5	3	1	7	1	0	0	0	0	0	0	0	13.50	3.000								
64 Duane Below, L ERA: 5.87	2.0		12	5	3	3	3	1	0	0	0	0	1	18	24	13.50	3.000								
Jose Ortega, R ERA: 1.66	1.0		5	1	0	0	1	1	0	0	0	0	0	6	10	0.00	2.000								
55 Daniel Schereth, L ERA: 1.35	1.0		4	1	0	0	1	0	0	0	1	0	0	6	6	0.00	1.000								
44 Matt Hoffman, L ERA: 3.16	1.0		5	2	1	1	2	0	0	0	0	0	0	9	9	9.00	2.000								





Batter	1	2	3	4	5	6	7	8	9	AB	R	H	RBI	BB	SO	LOB	TOP										
1 Steve Lombardozzi, S OBP: 0.333, SLG: 0.424 18 Chad Tracy, L OBP: 0.259, SLG: 0.333	F9		G4-6-3			G3		P6		3	0	0	0	0	0	1	<p>Washington Nationals @ New York Mets</p> <p>Digital Domain Park, Port St. Lucie, FL</p> <p>Tue Mar 20 2012, 6:14 PM - 8:44 PM EDT</p> <p>Att: 4,941 - Partly Cloudy - 77 F</p> <p>livebaseballscorecards.com</p> <p>AB 30 R 0 H 5 RBI 0 BB 2 SO 8 LOB 10</p> 										
20 Ian Desmond, R OBP: 0.237, SLG: 0.297 64 Carlos Maldonado, R OBP: 0.500, SLG: 0.779 35 Craig Stammen, R	K			7 S 1B		7 1B 8 1B BB		K		2	0	1	0	1	1	0											
8 Danny Espinosa, S OBP: 0.324, SLG: 0.258 7 Stephen King, R				K		7 1B			K	2	0	1	0	1	1	1											
7 Mark DeRosa, R OBP: 0.600, SLG: 0.647 13 Josh Johnson, S	F8			K		1-2			G1-3	3	0	1	0	0	1	2											
3 Wilson Ramos, R OBP: 0.208, SLG: 0.333 52 Ryan Mattheus, R 63 Henry Alberto Rodriguez (R) 58 David Freitas, R		G5-3		G5-3		G6-3			K	0	0	0	0	0	0	4											
24 Rick Ankiel, L OBP: 0.444, SLG: 1.000 10 Corey Brown, L OBP: 0.389, SLG: 0.611	F8					15 G6-4-3 1B		P5		2	0	1	0	0	0	0											
15 Brett Carroll, R OBP: 0.306, SLG: 0.273	L8			G6-4-3		1-2		K		3	0	0	0	0	1	1											
2 Roger Bernadina, L OBP: 0.371, SLG: 0.250 12 Jason Michaels, R OBP: 0.333, SLG: 0.269			G1-3			F8		F7		2	0	0	0	0	0	1											
37 Stephen Strasburg, R OBP: 1.000, SLG: 1.000 13 Andrés Blanco, S OBP: 0.050, SLG: 0.174									G3	1	0	1	0	0	0	0											
										2	0	0	0	0	1	0											
<b>Inning Stats</b>	R: 0 E: 0 K: 1 S: 5	H: 0 LOB: 1 BB: 1 P: 9	R: 0 E: 0 K: 0 S: 3	H: 0 LOB: 0 BB: 0 P: 3	R: 0 E: 0 K: 0 S: 3	H: 1 LOB: 0 BB: 0 P: 3	R: 0 E: 0 K: 2 S: 8	H: 1 LOB: 1 BB: 0 P: 8	R: 0 E: 0 K: 1 S: 7	H: 1 LOB: 1 BB: 0 P: 3	R: 0 E: 0 K: 1 S: 5	H: 2 LOB: 3 BB: 1 P: 11	R: 0 E: 0 K: 1 S: 5	H: 0 LOB: 0 BB: 0 P: 5	R: 0 E: 0 K: 2 S: 7	H: 0 LOB: 0 BB: 0 P: 7	1B: 5 2B: 0 3B: 0 HR: 0	SF: 0 SAC: 0 DP: 2 HBP: 0	WP: 0 PB: 0 SB: 1 CS: 0	PA: 32							
<b>PITCHER</b>	IP	WLS	BF	H	R	ER	SO	BB	IBB	HBP	BLK	WP	HR	S	P	ERA	WHIP										
35 Dillon Gee, R ERA: 3.07	5.2	W	19	3	0	0	4	1	0	0	0	0	0	26	30	0.00	0.706										
48 Frank Francisco, R ERA: 6.0	1.0	H	6	2	0	0	1	1	0	0	0	0	0	7	11	0.00	3.000										
36 Chuck James, L ERA: 7.36	0.1	H	1	0	0	0	0	0	0	0	0	0	0	1	1	0.00	0.000										
60 Jon Rauch, R ERA: 8.1	1.0	H	3	0	0	0	1	0	0	0	0	0	0	5	5	0.00	0.000										
39 Bobby Parnell, R ERA:	1.0	S	3	0	0	0	2	0	0	0	0	0	0	7	7	0.00	0.000										

Batter	1	2	3	4	5	6	7	8	9	AB	R	H	RBI	BB	SO	LOB	BOTTOM										
56 Andres Torres, S OBP: 0.292, SLG: 0.348 20 Adam Loewen, L OBP: 0.353, SLG: 0.400	G4-3		K			K		G3-1		1	0	0	0	0	0	0	<p>Washington Nationals @ New York Mets</p> <p>Digital Domain Park, Port St. Lucie, FL</p> <p>Tue Mar 20 2012, 6:14 PM - 8:44 PM EDT</p> <p>Att: 4,941 - Partly Cloudy - 77 F</p> <p>livebaseballscorecards.com</p> <p>AB 26 R 2 H 4 RBI 2 BB 3 SO 5 LOB 7</p> 										
28 Daniel Murphy, L OBP: 0.370, SLG: 0.318 6 Omar Quintanilla, L OBP: 0.289, SLG: 0.208			G4-3			G4-3		K2-3		2	0	0	0	1	0	1											
44 Jason Bay, R OBP: 0.370, SLG: 0.318 33 Vinny Rottino, R OBP: 0.154, SLG: 0.192	F8					P5		G3		2	1	0	0	1	0	1											
29 Ike Davis, L OBP: 0.333, SLG: 0.308 3 Josh Satin, R OBP: 0.310, SLG: 0.280	P6					29 1B BB				3	0	1	1	0	0	1											
21 Lucas Duda, L OBP: 0.480, SLG: 0.778 23 Mike Baxter, L OBP: 0.344, SLG: 0.355		K				21 2B 1B				0	0	0	0	0	0	0											
2 Justin Turner, R OBP: 0.206, SLG: 0.250	L3					21 2B 1B				3	0	0	0	0	0	2											
30 Josh Thole, L OBP: 0.357, SLG: 0.261 60 Jon Rauch, R 39 Bobby Parnell, R						2B				3	0	0	0	0	0	0											
11 Rubén Tejada, R OBP: 0.375, SLG: 0.357 13 Ronny Cedeno, R OBP: 0.480, SLG: 0.474						29 1B BB				2	0	1	0	0	1	0											
35 Dillon Gee, R 48 Frank Francisco, R 36 Chuck James, L 16 Rob Johnson, R (7, PH)						21 2B 1B				1	0	0	0	0	0	1											
						21 2B 1B				1	0	0	0	0	0	1											
<b>Inning Stats</b>	R: 0 E: 0 K: 0 S: 3	H: 0 LOB: 1 BB: 1 P: 8	R: 0 E: 0 K: 1 S: 5	H: 0 LOB: 0 BB: 0 P: 5	R: 0 E: 0 K: 1 S: 6	H: 1 LOB: 1 BB: 0 P: 6	R: 1 E: 0 K: 0 S: 6	H: 1 LOB: 0 BB: 0 P: 8	R: 0 E: 0 K: 1 S: 5	H: 0 LOB: 0 BB: 0 P: 5	R: 1 E: 0 K: 1 S: 7	H: 2 LOB: 2 BB: 1 P: 12	R: 0 E: 0 K: 0 S: 2	H: 0 LOB: 0 BB: 1 P: 6	R: 0 E: 0 K: 1 S: 5	H: 0 LOB: 0 BB: 0 P: 5	1B: 1 2B: 2 3B: 0 HR: 1	SF: 0 SAC: 1 DP: 1 HBP: 0	WP: 0 PB: 0 SB: 2 CS: 0	PA: 30							
<b>PITCHER</b>	IP	WLS	BF	H	R	ER	SO	BB	IBB	HBP	BLK	WP	HR	S	P	ERA	WHIP										
37 Stephen Strasburg, R ERA: 3.59	5.0	L	18	2	1	1	3	1	0	0	0	0	0	25	32	1.80	0.600										
52 Ryan Mattheus, R ERA: 3.68	1.0		6	2	1	1	1	1	0	0	0	0	0	7	12	9.00	3.000										
63 Henry Alberto Rodriguez, R ERA:	1.0		3	0	0	0	0	1	0	0	0	0	0	2	6	0.00	1.000										
35 Craig Stammen, R ERA: 2.08	1.0		3	0	0	0	1	0	0	0	0	0	0	5	5	0.00	0.000										



Batter	1	2	3	4	5	6	7	8	9	10	AB	R	H	RBI	BB	SO	LOB	TOP
24 Michael Bourn, L OBP: 0.280, SLG: 0.375 80 Yohan Flande, L 1 Tyler Pastornicky, R 99 Jose Lugo, L	G6-3		16 S 1B		F7			K		17 E SF7 1B	4	0	1	0	0	1	0	TOP
67 Andrelton Simmons, R OBP: 0.270, SLG: 0.265	G6-3		F9					17 S HBP		K	4	0	1	0	0	1	4	TOP
16 Brian McCann, L OBP: 0.390, SLG: 0.412 72 Adam Russell, R					G6-3			F7		E4	2	0	1	0	1	0	1	TOP
17 Jose Constanza, L OBP: 0.192, SLG: 0.160	1B		BB								2	0	0	0	0	0	0	TOP
26 Dan Uggla, R OBP: 0.378, SLG: 0.649 11 Josh Wilson, R David Rohm, R	F8		F7			P4				73 G4-3 74 1B 5 G4-3	3	0	0	0	0	0	3	TOP
5 Freddie Freeman, L OBP: 0.191, SLG: 0.174		F9			E6 22 G3 G3			G4-3		G5-3	5	0	0	0	0	0	2	TOP
22 Jason Heyward, L OBP: 0.238, SLG: 0.358 57 Jairo Asencio, R 38 Anthony Varvaro, R 73 Joey Terdoslavich, S OBP: 0.286, SLG: 0.360			74 FC6-4 1B		G3			K			3	0	1	0	0	1	1	TOP
74 Jordan Parraz, R OBP: 0.452, SLG: 0.571		FC6-4 4 FC6-4			P4			G6-3			4	0	1	1	0	0	2	TOP
4 Drew Sutton, S OBP: 0.405, SLG: 0.387		FC6-4			K			F8		1B	4	0	0	0	0	1	3	TOP
48 Tommy Hanson, R 30 Luis Durango, S 75 José Yépez, R 68 Christian Bethancourt, R					G4-3			F9		1B 17 E 1B	1	0	0	0	0	1	0	TOP
<b>Inning Stats</b>	R: 0 E: 0 K: 0 S: 4	H: 1 LOB: 1 BB: 0 P: 4	R: 0 E: 0 K: 0 S: 4	H: 1 LOB: 1 BB: 0 P: 4	R: 0 E: 1 K: 1 S: 6	H: 1 LOB: 2 BB: 1 P: 10	R: 0 E: 1 K: 1 S: 6	H: 0 LOB: 0 BB: 0 P: 5	R: 0 E: 0 K: 0 S: 3	H: 0 LOB: 0 BB: 0 P: 3	R: 0 E: 0 K: 1 S: 4	H: 1 LOB: 1 BB: 1 P: 8	R: 2 E: 1 K: 1 S: 8	H: 2 LOB: 1 BB: 0 P: 9	1B: 7 2B: 0 3B: 0 HR: 0	SF: 1 SAC: 0 DP: 0 HBP: 1	WP: 1 PB: 0 SB: 1 CS: 1	PA: 41
<b>PITCHER</b>	IP 4.0	WLS H	BF 17	H 3	R 0	ER 0	SO 2	BB 1	IBB 0	HBP 0	BLK 0	WP 0	HR 0	S 20	P 24	ERA 0.00	WHIP 1.000	
31 John Lannan, L ERA: 4.85 49 Chad Durbin, R ERA: 2.38 59 Atahualpa Severino, L ERA: 4.18 36 Tyler Clippard, R ERA: 3.86 45 Ryan Perry, R ERA: 2.25																		

Atlanta Braves @ Washington Nationals  
Space Coast Stadium, Viera, FL  
Wed Mar 21 2012, 1:05 PM - 4:17 PM EDT  
Att. 4,891 - Cloudy - 78 F

livebaseballscorecards.com

AB 37  
R 3  
H 7  
RBI 2  
BB 2  
SO 5  
LOB 21

Braves

Batter	1	2	3	4	5	6	7	8	9	10	AB	R	H	RBI	BB	SO	LOB	BOTTOM						
20 Ian Desmond, R OBP: 0.302, SLG: 0.366	L9		BB		8 G6-4-3 1B					15 1B 18 SF7 64 BB 1B	4	1	3	0	1	0	0	BOTTOM						
8 Danny Espinosa, S OBP: 0.282, SLG: 0.222	F8		L3		G6-4-3			L4		K	5	0	0	0	0	1	6	BOTTOM						
11 Ryan Zimmerman, R OBP: 0.517, SLG: 0.912 64 Carlos Maldonado, R OBP: 0.500, SLG: 0.700	F8				12 PB 12 G4-3 HBP			G5-3		K	2	1	0	0	0	0	0	BOTTOM						
28 Jayson Werth, R OBP: 0.333, SLG: 0.625 15 Brett Carroll, R OBP: 0.342, SLG: 0.314		F8			K			E5 18 BB		BB	3	0	0	0	0	1	1	BOTTOM						
18 Chad Tracy, L OBP: 0.273, SLG: 0.350								1B		1B	2	0	2	0	0	0	0	BOTTOM						
12 Jason Michaels, R OBP: 0.170, SLG: 0.250 49 Chad Durbin, R ERA: 2.38 24 Rick Ankiel, L OBP: 0.400, SLG: 0.489 59 Atahualpa Severino, L ERA: 4.18 36 Tyler Clippard, R ERA: 3.86 3 Wilson Ramos, R OBP: 0.200, SLG: 0.320 45 Ryan Perry, R ERA: 2.25					12 G4-3 12 PB 1B			1B		P6	4	0	2	1	0	0	1	BOTTOM						
2 Roger Bernadina, L OBP: 0.333, SLG: 0.219								K		L9	2	0	0	1	0	0	1	BOTTOM						
26 Jesus Flores, R OBP: 0.393, SLG: 0.692 13 Andrés Blanco, S OBP: 0.074, SLG: 0.160								K		SF7	4	0	2	1	0	0	1	BOTTOM						
31 John Lannan, L 1 Steve Lombardozzi, S OBP: 0.333, SLG: 0.417								K		3H K	2	0	0	0	0	3	3	BOTTOM						
<b>Inning Stats</b>	R: 0 E: 0 K: 0 S: 3	H: 0 LOB: 0 BB: 0 P: 3	R: 0 E: 0 K: 0 S: 3	H: 0 LOB: 0 BB: 0 P: 3	R: 0 E: 0 K: 1 S: 5	H: 0 LOB: 2 BB: 1 P: 10	R: 1 E: 0 K: 1 S: 6	H: 1 LOB: 1 BB: 0 P: 8	R: 0 E: 0 K: 0 S: 4	H: 2 LOB: 1 BB: 0 P: 4	R: 0 E: 1 K: 2 S: 9	H: 1 LOB: 2 BB: 0 P: 9	R: 0 E: 0 K: 0 S: 4	H: 1 LOB: 1 BB: 0 P: 4	R: 0 E: 0 K: 1 S: 6	H: 1 LOB: 1 BB: 0 P: 6	R: 0 E: 0 K: 1 S: 5	H: 0 LOB: 0 BB: 0 P: 5	R: 1 E: 0 K: 2 S: 9	H: 2 LOB: 2 BB: 1 P: 13	1B: 7 2B: 1 3B: 0 HR: 0	SF: 1 SAC: 1 DP: 1 HBP: 2	WP: 0 PB: 0 SB: 0 CS: 0	PA: 42
<b>PITCHER</b>	IP 4.0	WLS 4	BF 16	H 1	R 1	ER 0	SO 2	BB 1	IBB 0	HBP 0	BLK 0	WP 0	HR 0	S 17	P 24	ERA 0.00	WHIP 0.500							
48 Tommy Hanson, R ERA: 2.57 72 Adam Russell, R ERA: 3.86 57 Jairo Asencio, R ERA: 3.38 38 Anthony Varvaro, R ERA: 8.1 80 Yohan Flande, L ERA:																								
99 Jose Lugo, L ERA: 9.0																								

Atlanta Braves @ Washington Nationals  
Space Coast Stadium, Viera, FL  
Wed Mar 21 2012, 1:05 PM - 4:17 PM EDT  
Att. 4,891 - Cloudy - 78 F

livebaseballscorecards.com

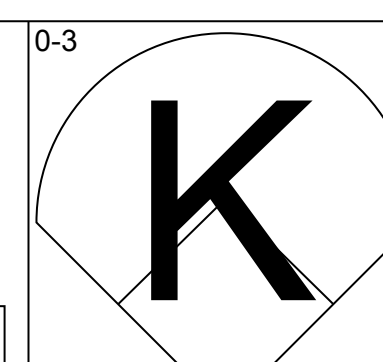
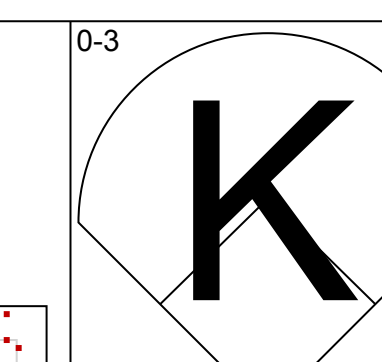
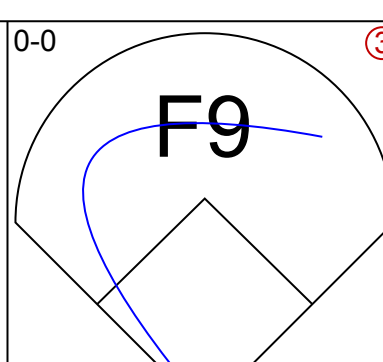
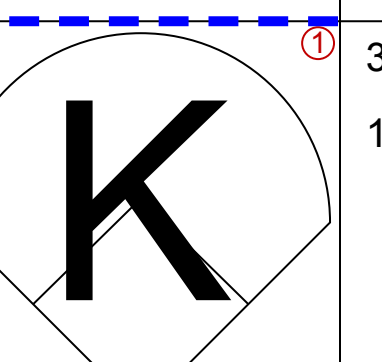
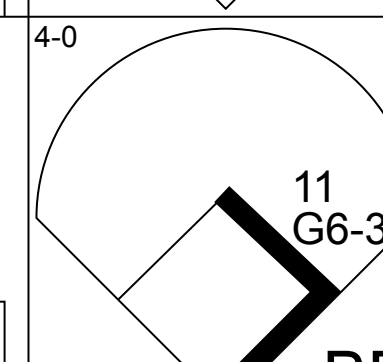
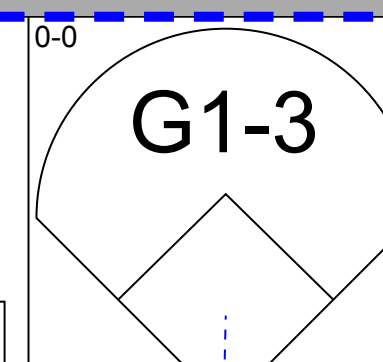
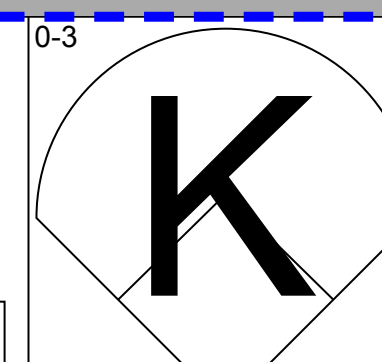
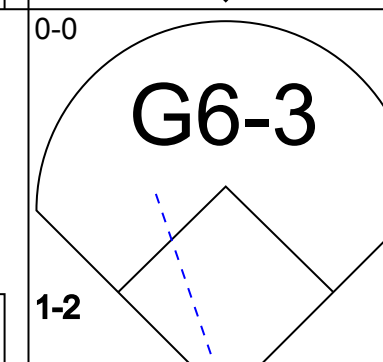
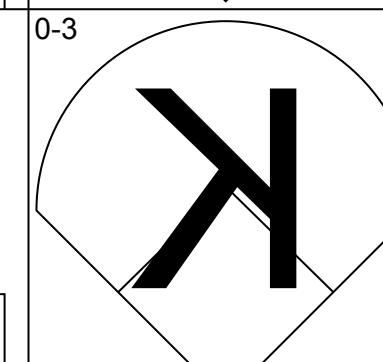
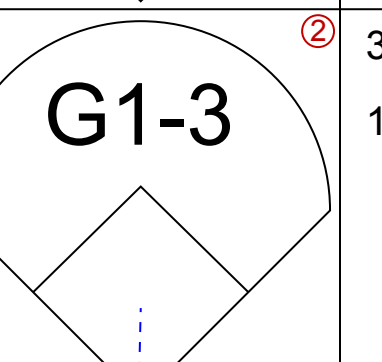
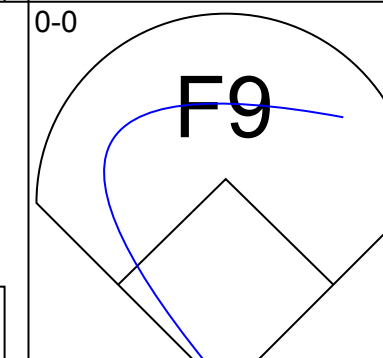
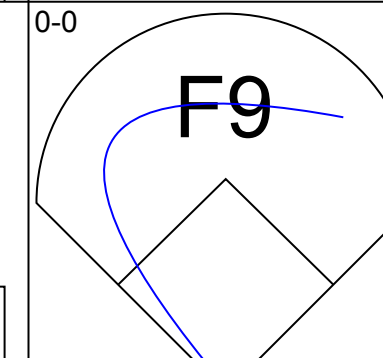
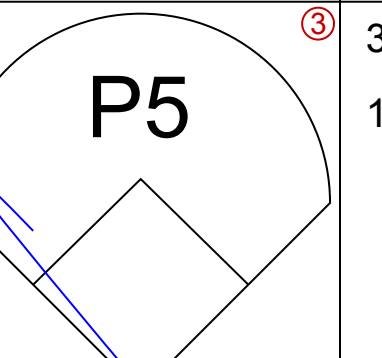
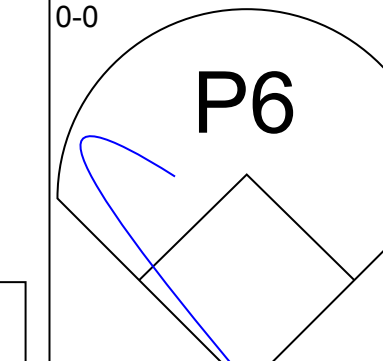
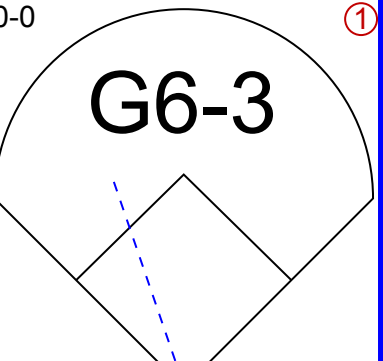
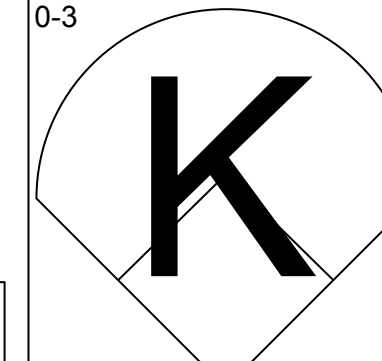
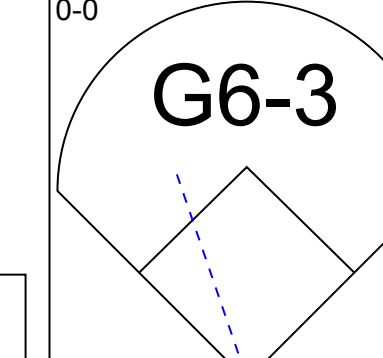
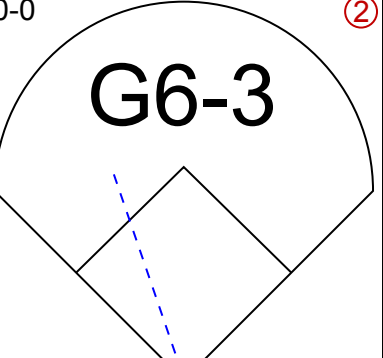
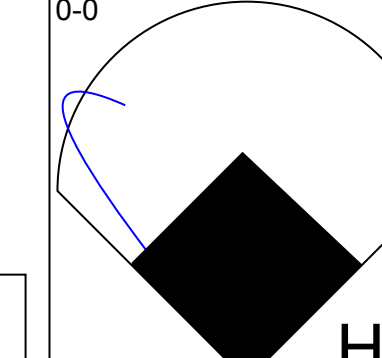
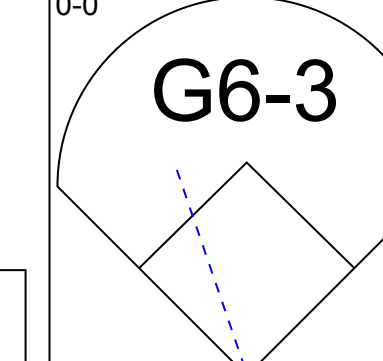
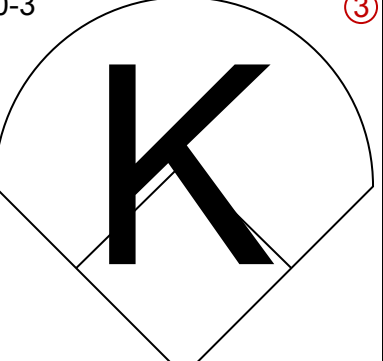
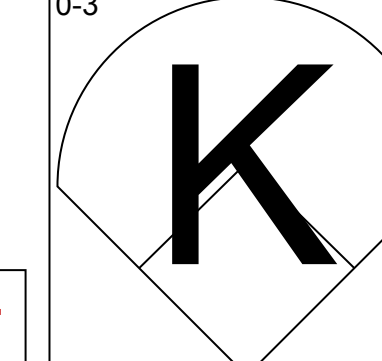
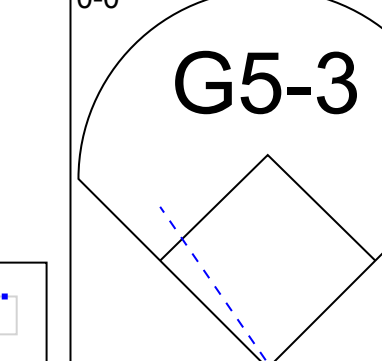
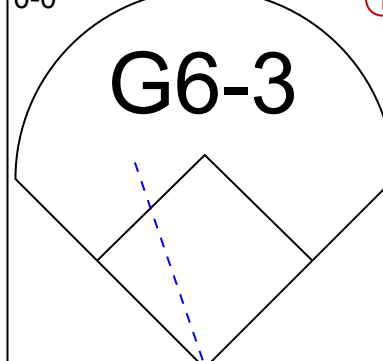
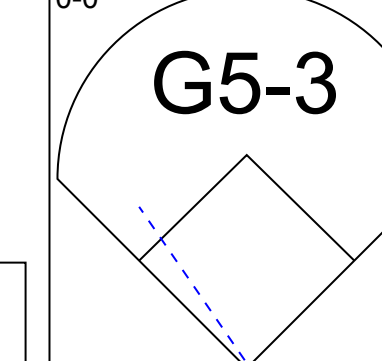
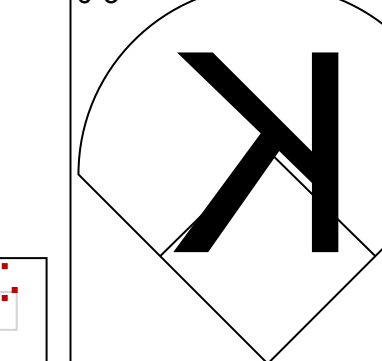
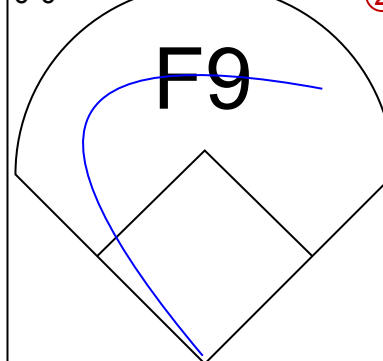
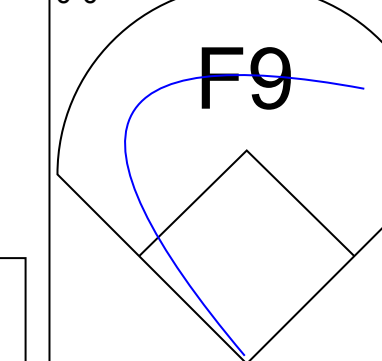
AB 36  
R 2  
H 8  
RBI 2  
BB 2  
SO 8  
LOB 17

WASHINGTON NATIONALS





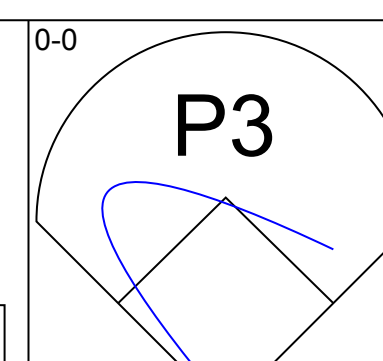
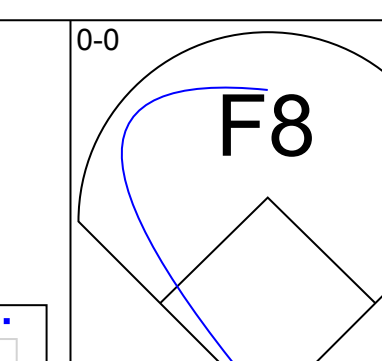
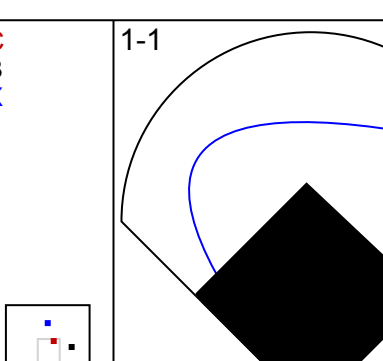
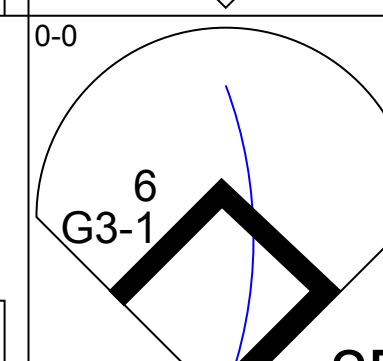
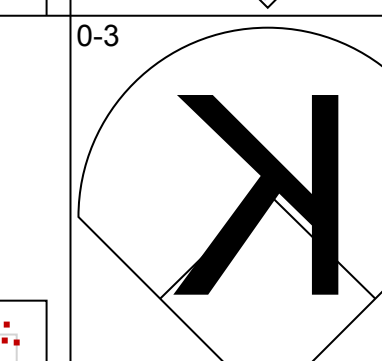
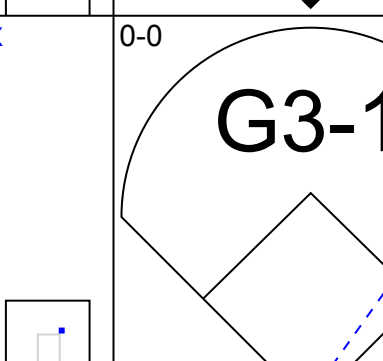
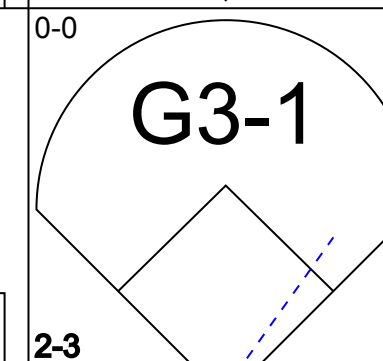
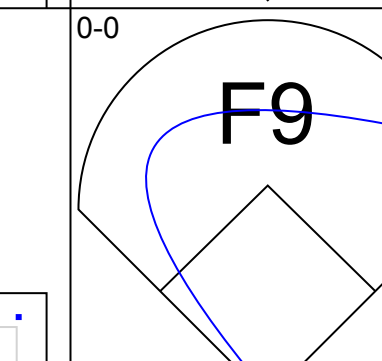
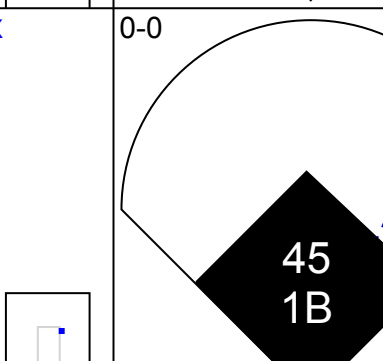
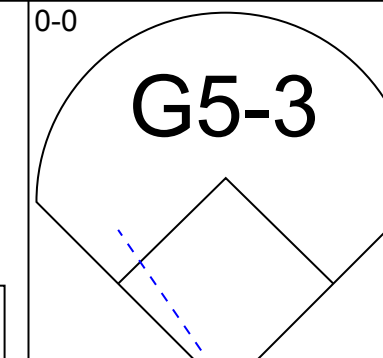

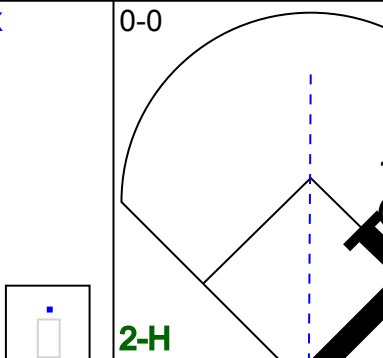

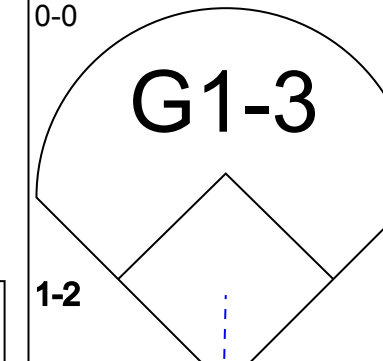
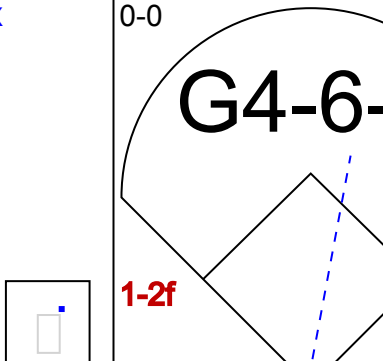
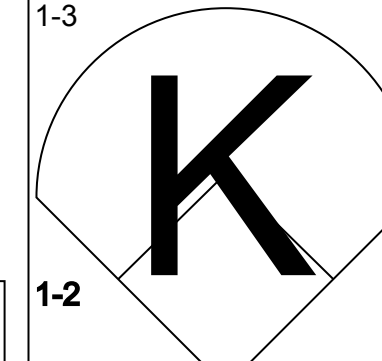
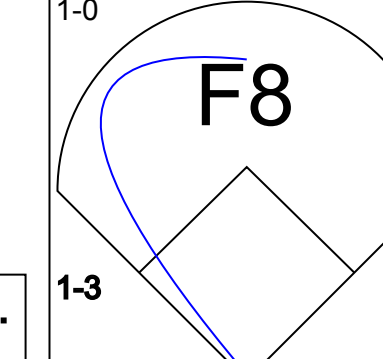
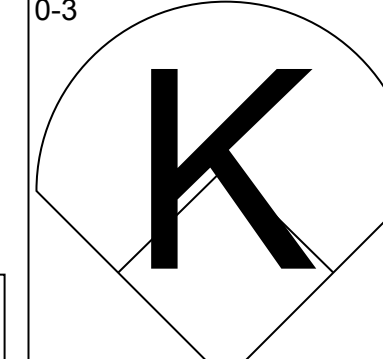

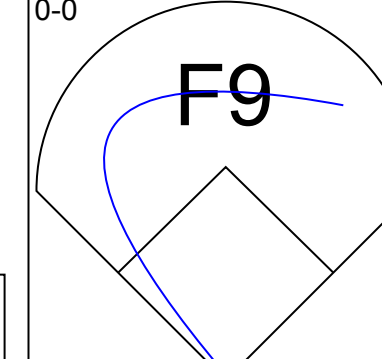



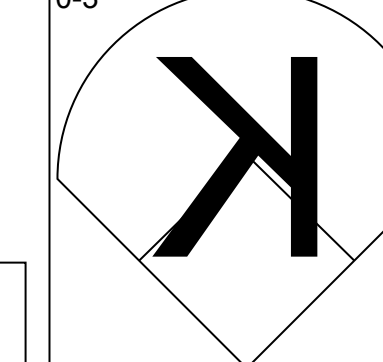
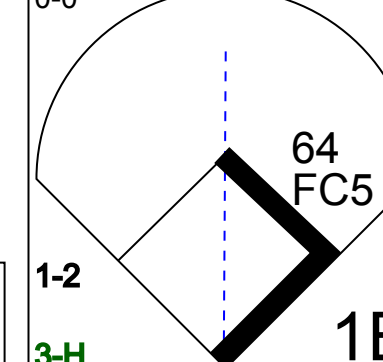


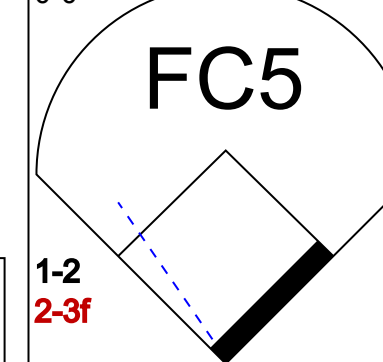

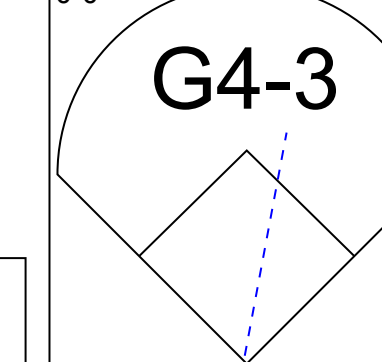
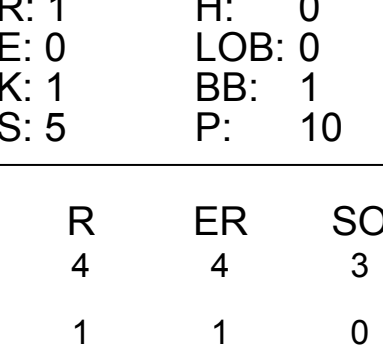
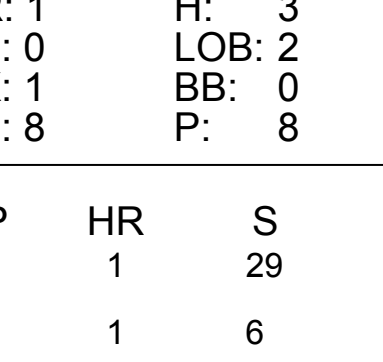
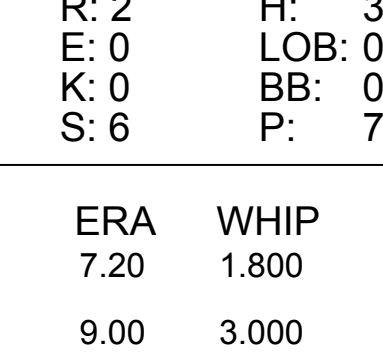
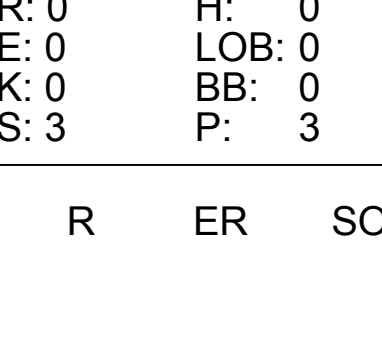





Batter	1	2	3	4	5	6	7	8	9	AB	R	H	RBI	BB	SO	LOB	TOP			
20 Ian Desmond, R OBP: 0.283, SLG: 0.341 Chris McConnell, R (6, 6)										3	0	0	0	0	2	0				
8 Danny Espinosa, S OBP: 0.286, SLG: 0.211 13 Josh Johnson, S OBP: 0.500, SLG: 0.500										2	0	0	0	1	1	0				
11 Ryan Zimmerman, R OBP: 0.469, SLG: 0.808 7 Stephen King, R (7, 5)										3	0	0	0	0	1	1				
28 Jayson Werth, R OBP: 0.333, SLG: 0.593 31 Randolph Oduber, R (7, 9)										3	0	1	0	0	0	1				
18 Chad Tracy, L OBP: 0.240, SLG: 0.304 9 Tim Pahuta, L (5, 3)										2	0	0	0	0	0	0				
12 Jason Michaels, R OBP: 0.314, SLG: 0.355 35 Craig Stammen, R (8, 1)										3	1	1	1	0	0	0				
2 Roger Bernadina, L OBP: 0.344, SLG: 0.600 15 Brett Carroll, R OBP: 0.302, SLG: 0.275										1	0	0	0	0	0	0				
26 Jesus Flores, R OBP: 0.344, SLG: 0.600 64 Carlos Mattonado, R OBP: 0.533, SLG: 0.727										3	0	0	0	0	0	0				
27 Jordan Zimmermann, R (1, 1) 27 Kevin Keyes, R (6, PH) 36 Tyler Clippard, R (8, 1) 54 Brad Lidge, R (7, 1) 1 Steve Lombardozzi, S OBP: 0.326, SLG: 0.420										1	0	0	0	0	1	0				
<b>Inning Stats</b>	R: 0 E: 0 K: 1 S: 5	H: 0 LOB: 1 BB: 1 P: 9	R: 0 E: 0 K: 0 S: 3	H: 0 LOB: 0 BB: 0 P: 3	R: 0 E: 0 K: 2 S: 7	H: 0 LOB: 0 BB: 0 P: 7	R: 0 E: 0 K: 1 S: 5	H: 0 LOB: 0 BB: 0 P: 5	R: 0 E: 0 K: 1 S: 5	H: 0 LOB: 0 BB: 0 P: 5	R: 0 E: 0 K: 2 S: 8	H: 1 LOB: 1 BB: 0 P: 8	R: 1 E: 0 K: 1 S: 6	H: 1 LOB: 0 BB: 0 P: 6	R: 0 E: 0 K: 1 S: 6	H: 1 LOB: 1 BB: 0 P: 6	1B: 2 2B: 0 3B: 0 HR: 1	SF: 0 SAC: 0 DP: 0 HBP: 0	WP: 0 PB: 0 SB: 0 CS: 0	PA: 31
<b>PITCHER</b>	IP WLS BF H R ER SO BB IBB HBP BLK WP HR S P ERA WHIP																			
20 Bud Norris, R ERA: 5.0	3.0 W 10 0 0 0 3 1 0 0 0 0 0 0 15 19 0.00 0.333																			
64 Lucas Harrell, R ERA: 3.09	3.0 H 9 0 0 0 2 0 0 0 0 0 0 0 13 13 0.00 0.000																			
39 Brett Myers, R ERA: 5.4	1.0 4 1 0 0 2 0 0 0 0 0 0 0 8 8 0.00 1.000																			
58 Fernando Abad, L ERA: 3.18	1.0 4 1 1 1 1 0 0 0 0 0 0 1 6 6 9.00 1.000																			
37 Brandon Lyon, R ERA: 3.0	1.0 4 1 0 0 1 0 0 0 0 0 0 0 6 6 0.00 1.000																			

Washington Nationals @ Houston Astros  
Osceola County Stadium, Kissimmee, FL  
Fri Mar 23 2012, 1:08 PM - 3:20 PM EDT  
Att: 3,323 - Sunny - 80 F

AB 30  
R 1  
H 3  
RBI 1  
BB 1  
SO 9  
LOB 5



Batter	1	2	3	4	5	6	7	8	9	AB	R	H	RBI	BB	SO	LOB	BOTTOM			
12 Brian Bixler, R OBP: 0.444, SLG: 0.867 39 Brett Myers, R (7, 1)										4	1	2	1	0	0	1				
8 JB Shuck, L OBP: 0.333, SLG: 0.355										0	0	0	0	0	0	0				
4 Jed Lowrie, S OBP: 0.436, SLG: 0.593										4	0	1	0	0	1	3				
6 Travis Buck, L OBP: 0.333, SLG: 0.625										4	1	1	0	0	1	2				
45 Carlos Lee, R OBP: 0.406, SLG: 0.633 17 Justin Ruggiano, R OBP: 0.200, SLG: 0.222										3	1	2	1	0	0	1				
19 Brian Bogusevic, L OBP: 0.235, SLG: 0.138 58 Fernando Abad, L (8, 1)										3	1	0	0	1	1	3				
3 Joe Thurston, L OBP: 0.222, SLG: 0.333										0	0	0	0	0	0	0				
23 Chris Johnson, R OBP: 0.383, SLG: 0.765 46 Scott Moore, L OBP: 0.368, SLG: 0.267										4	1	1	1	0	1	3				
18 Chris Snyder, R OBP: 0.360, SLG: 0.636 22 Carlos Corporan, S OBP: 0.125, SLG: 0.125										3	0	1	1	0	0	0				
27 Jose Altuve, R OBP: 0.344, SLG: 0.310 37 Brandon Lyon, R (9, 1)										4	0	1	1	0	1	0				
20 Bud Norris, R (1, 1) 9 Jack Cust, L (3, PH) 64 Lucas Harrell, S (4, 1) 29 Brett Wallace, L (6, PH)										0	0	0	0	0	0	0				
<b>Inning Stats</b>	R: 0 E: 0 K: 0 S: 4	H: 1 LOB: 1 BB: 0 P: 4	R: 1 E: 0 K: 1 S: 5	H: 0 LOB: 0 BB: 1 P: 10	R: 0 E: 0 K: 1 S: 6	H: 1 LOB: 1 BB: 0 P: 6	R: 1 E: 0 K: 1 S: 8	H: 3 LOB: 2 BB: 0 P: 8	R: 2 E: 0 K: 0 S: 6	H: 3 LOB: 0 BB: 0 P: 7	R: 1 E: 0 K: 0 S: 6	H: 3 LOB: 2 BB: 0 P: 6	R: 0 E: 0 K: 2 S: 8	H: 1 LOB: 1 BB: 0 P: 9	R: 0 E: 0 K: 0 S: 3	H: 0 LOB: 0 BB: 0 P: 3	1B: 8 2B: 2 3B: 0 HR: 2	SF: 1 SAC: 0 DP: 1 HBP: 0	WP: 0 PB: 0 SB: 2 CS: 0	PA: 36
<b>PITCHER</b>	IP WLS BF H R ER SO BB IBB HBP BLK WP HR S P ERA WHIP																			
27 Jordan Zimmermann, R ERA: 4.6	5.0 L 23 8 4 4 3 1 0 0 0 0 0 0 1 29 35 7.20 1.800																			
36 Tyler Clippard, R ERA: 4.5	1.0 6 3 1 1 0 0 0 0 0 0 0 0 1 6 6 9.00 3.000																			
54 Brad Lidge, R ERA: 1.8	1.0 4 1 0 0 2 0 0 0 0 0 0 0 8 9 0.00 1.000																			
35 Craig Stammen, R ERA: 1.86	1.0 3 0 0 0 0 0 0 0 0 0 0 0 3 3 0.00 0.000																			

Washington Nationals @ Houston Astros  
Osceola County Stadium, Kissimmee, FL  
Fri Mar 23 2012, 1:08 PM - 3:20 PM EDT  
Att: 3,323 - Sunny - 80 F

AB 34  
R 5  
H 12  
RBI 5  
BB 1  
SO 5  
LOB 15





Batter	1	2	3	4	5	6	7	8	9	AB	R	H	RBI	BB	SO	LOB	TOP			
20 Ian Desmond, R OBP: 0.286, SLG: 0.340 13 Andrés Blanco, S OBP: 0.065, SLG: 0.138	F7		L9		FC6-4 1B		F7			3	0	1	0	0	0	0	<b>Washington Nationals @ Baltimore Orioles</b> Ed Smith Stadium, Sarasota, FL Sat Mar 24 2012, 1:07 PM - 3:34 PM EDT Att: 6,665 - Partly Cloudy - 80 F			
8 Danny Espinosa, S OBP: 0.285, SLG: 0.244 Adrián Sánchez, R	G3-1 1B		G4-3		FC6-4		F8			3	1	1	0	0	0	2				
24 Rick Ankiel, L OBP: 0.438, SLG: 0.692 Michael Taylor, R	G3-1		F8			FC4-6 BB	K			2	0	0	0	1	0	1				
18 Chad Tracy, L OBP: 0.264, SLG: 0.298 10 Brett Newsome, L				G1-3		FC4-6 BB	F7			1	0	0	0	2	0	0				
3 Wilson Ramos, R OBP: 0.226, SLG: 0.300 64 Carlos Maldonado, R OBP: 0.500, SLG: 0.697				G5-3		FC4-6 BB	G1-3			2	0	1	1	1	0	0				
26 Jesús Flores, R OBP: 0.306, SLG: 0.529	K			K		F4	G6-3			4	0	0	0	0	2	5				
10 Corey Brown, L OBP: 0.318, SLG: 0.500			F8		G4-3	FC4-6 E	F7			4	0	0	1	0	0	2				
15 Brett Carroll, R OBP: 0.283, SLG: 0.256 22 Chris Rahl, R			P3		P2	E5	K			3	0	0	0	0	0	1				
1 Steve Lombardozzi, S OBP: 0.326, SLG: 0.395 13 Josh Johnson, S OBP: 0.333, SLG: 0.333			F8			F8	G4-3			3	0	1	0	0	0	2				
<b>Inning Stats</b>	R: 1 E: 0 K: 1 S: 7	H: 2 LOB: 2 BB: 1 P: 12	R: 0 E: 0 K: 0 S: 3	H: 0 LOB: 0 BB: 0 P: 3	R: 0 E: 0 K: 0 S: 3	H: 0 LOB: 0 BB: 0 P: 3	R: 0 E: 0 K: 1 S: 5	H: 2 LOB: 2 BB: 0 P: 5	R: 2 E: 1 K: 0 S: 4	H: 0 LOB: 2 BB: 3 P: 16	R: 0 E: 0 K: 1 S: 5	H: 0 LOB: 0 BB: 0 P: 5	R: 0 E: 0 K: 0 S: 3	H: 0 LOB: 0 BB: 0 P: 3	R: 0 E: 0 K: 1 S: 5	H: 0 LOB: 0 BB: 0 P: 5		1B: 3 2B: 1 3B: 0 HR: 0	SF: 0 SAC: 0 DP: 0 HBP: 0	WP: 1 PB: 0 SB: 0 CS: 0
<b>PITCHER</b>	IP WLS BF H R ER SO BB IBB HBP BLK WP HR S P ERA WHIP																			
34 Jake Arrieta, R ERA: 4.68 25 Dontrelle Willis, L ERA: 14.73 56 Darren O'Day, R ERA: 38 Luis Ayala, R ERA: 1.8 27 Matt Lindstrom, R ERA: 3.0	5.0 W 20 4 1 1 2 1 0 0 0 0 0 0 23 28 1.80 1.000																			

Batter	1	2	3	4	5	6	7	8	9	AB	R	H	RBI	BB	SO	LOB	BOTTOM			
3 Ryan Flaherty, L OBP: 0.341, SLG: 0.512 95 Trent Mummey, L OBP: 0.250, SLG: 0.571	F7		F8	24 BB 10 1B 1-3 2-H	FC3-6 1B		F9			4	1	1	1	0	0	2	<b>Washington Nationals @ Baltimore Orioles</b> Ed Smith Stadium, Sarasota, FL Sat Mar 24 2012, 1:07 PM - 3:34 PM EDT Att: 6,665 - Partly Cloudy - 80 F			
2 J.J. Hardy, R OBP: 0.395, SLG: 0.406 85 Manny Machado, R OBP: 0.286, SLG: 0.167	G5-3		G3	10 1B 24 BB 10 E	P4		K			3	1	0	0	1	0	2				
24 Wilson Betemit, S OBP: 0.327, SLG: 0.357 80 Scott Beauer, R OBP: 0.286, SLG: 0.286				10 1B 32 HR		E6 10 SH 2-3 32 1B	F7			3	2	3	2	1	0	0				
10 Adam Jones, R OBP: 0.436, SLG: 0.676 89 John Ruettiger, L OBP: 0.633, SLG: 1.000				10 1B 32 HR	E5	SH2-3				3	2	3	1	0	0	0				
32 Matt Wieters, S OBP: 0.289, SLG: 0.400 54 Matt Antonelli, R OBP: 0.351, SLG: 0.207				10 1B 32 HR	1B		2B			1	0	1	0	0	0	0				
12 Mark Reynolds, R OBP: 0.325, SLG: 0.281 90 Glynn Davis, R			F8	1-H 2-H	HR	1B	K			4	1	4	6	0	0	0				
19 Chris Davis, L OBP: 0.295, SLG: 0.512 94 Jonathan Schoop, R			K	1-H 2-H	HR	1B	K			4	0	0	0	0	3	3				
14 Nolan Reimold, R OBP: 0.231, SLG: 0.306 92 Jeff Larish, L OBP: 0.250, SLG: 0.250			K	1-H 2-H	HR	1B	K			1	0	0	0	0	1	1				
11 Robert Andino, R OBP: 0.400, SLG: 0.462 60 John Hester, R				2 G3 24 1B	1B		G4-3			3	2	3	0	0	0	0				
<b>Inning Stats</b>	R: 1 E: 0 K: 0 S: 5	H: 3 LOB: 0 BB: 0 P: 5	R: 0 E: 0 K: 2 S: 7	H: 0 LOB: 0 BB: 0 P: 7	R: 4 E: 1 K: 1 S: 9	H: 4 LOB: 0 BB: 2 P: 9	R: 5 E: 2 K: 2 S: 11	H: 4 LOB: 1 BB: 2 P: 19	R: 1 E: 0 K: 0 S: 6	H: 2 LOB: 1 BB: 0 P: 6	R: 1 E: 1 K: 2 S: 10	H: 3 LOB: 2 BB: 0 P: 10	R: 0 E: 0 K: 1 S: 5	H: 0 LOB: 0 BB: 0 P: 5	R: 0 E: 0 K: 1 S: 6	H: 1 LOB: 1 BB: 0 P: 6		1B: 14 2B: 1 3B: 0 HR: 2	SF: 0 SAC: 1 DP: 0 HBP: 0	WP: 0 PB: 0 SB: 0 CS: 0
<b>PITCHER</b>	IP WLS BF H R ER SO BB IBB HBP BLK WP HR S P ERA WHIP																			
33 Edwin Jackson, R ERA: 4.0 52 Ryan Mattheus, R ERA: 4.0 32 Tom Gorzelanny, L ERA: 10.29 63 Henry Alberto Rodriguez, R	3.2 L 23 11 10 7 4 2 0 0 0 0 0 0 1 29 37 17.18 3.545																			













Batter	1	2	3	4	5	6	7	8	9	AB	R	H	RBI	BB	SO	LOB	TOP					
20 Ian Desmond, R OBP: 0.279, SLG: 0.373 12 Jason Michaels, R OBP: 0.310, SLG: 0.351	0-0 P4		0-3 K		0-0 8 1B		0-0 L5		0-3 K	3	0	1	0	0	1	2	Washington Nationals @ Miami Marlins Roger Dean Stadium, Jupiter, FL Tue Mar 27 2012, 1:09 PM - 3:28 PM EDT Att: 2,920 - Partly Cloudy - 80 F					
8 Danny Espinosa, S OBP: 0.316, SLG: 0.302 Seth Byrum, R	0-0 G4-3		0-3 K		0-0 1-2 1B		0-0 G6-3		0-3 K	3	0	1	0	0	1	2						
24 Rick Ankiel, L OBP: 0.389, SLG: 0.600 15 Brett Carroll, R OBP: 0.288, SLG: 0.250	0-0 F7			0-0 G6-3	0-0 F7		0-0 1B		1-0 13 DI HBP	2	0	0	0	0	0	0						
7 Mark DeRosa, R OBP: 0.556, SLG: 0.538 13 Andrés Blanco, S OBP: 0.098, SLG: 0.156		0-0 G6-3		0-0 26 1B		0-0 26 1B	0-0 F9		1-0 G4-3	3	0	2	0	0	0	0						
18 Chad Tracy, L OBP: 0.274, SLG: 0.357	0-0 F9			0-0 F8		0-0 F7		0-0 F9		4	0	0	0	0	0	2						
26 Jesus Flores, R OBP: 0.341, SLG: 0.500 64 Carlos Maldonado, R OBP: 0.529, SLG: 0.692	0-0 L6			0-0 1B		0-0 2 1B		0-0 2 E 1B		3	0	2	0	0	0	0						
2 Roger Bernadina, L OBP: 0.400, SLG: 0.447			0-0 1B	0-3 K		0-0 1-2 2-H 1B		0-0 E8		4	0	2	1	0	1	3						
1 Steve Lombardozzi, S OBP: 0.321, SLG: 0.377			0-0 1B		0-0 F7	0-0 F7		0-3 K		4	0	1	0	0	1	4						
47 Gio González, R 22 Chris Rahl, R 35 Craig Stammen, R 36 Tyler Clippard, R 31 Randolph Oduber, R 54 Brad Lidge, R			0-3 K		0-0 F7	0-0 L9		0-0 L6		2	0	0	0	0	1	2						
<b>Inning Stats</b>	R: 0 E: 0 K: 0 S: 3	H: 0 LOB: 0 BB: 0 P: 3	R: 0 E: 0 K: 0 S: 3	H: 0 LOB: 0 BB: 0 P: 3	R: 0 E: 0 K: 3 S: 11	H: 2 LOB: 2 BB: 0 P: 11	R: 0 E: 0 K: 1 S: 7	H: 2 LOB: 2 BB: 0 P: 7	R: 0 E: 0 K: 0 S: 5	H: 2 LOB: 2 BB: 0 P: 5	R: 1 E: 0 K: 0 S: 6	H: 3 LOB: 2 BB: 0 P: 6	R: 0 E: 0 K: 0 S: 4	H: 1 LOB: 1 BB: 0 P: 4	R: 0 E: 1 K: 1 S: 7	H: 1 LOB: 2 BB: 0 P: 7		R: 0 E: 0 K: 2 S: 7	H: 0 LOB: 1 BB: 0 P: 9	1B: 11 2B: 0 3B: 0 HR: 0	SF: 0 SAC: 0 DP: 0 HBP: 1	WP: 0 PB: 0 SB: 0 CS: 0
<b>PITCHER</b>	IP WLS BF H R ER SO BB IBB HBP BLK WP HR S P ERA WHIP																					
47 Ricky Nolasco, R ERA: 3.79	6.1 W 28 9 1 1 4 0 0 0 0 0 0 36 36 1.42 1.421																					
61 J.D. Martin, R ERA: 1.98	0.2 H 3 1 0 0 0 0 0 0 0 0 0 3 3 0.00 1.500																					
31 Steve Cishek, R ERA: 1.59	1.0 H 5 1 0 0 1 0 0 0 0 0 0 7 7 0.00 1.000																					
21 Heath Bell, R ERA:	1.0 S 4 0 0 0 2 0 0 1 0 0 0 7 9 0.00 0.000																					

Batter	1	2	3	4	5	6	7	8	9	AB	R	H	RBI	BB	SO	LOB	BOTTOM					
7 José Reyes, S OBP: 0.362, SLG: 0.533	0-0 15 1B	0-0 E7		0-3 K			0-0 G4-3			4	1	2	0	0	1	0	Washington Nationals @ Miami Marlins Roger Dean Stadium, Jupiter, FL Tue Mar 27 2012, 1:09 PM - 3:28 PM EDT Att: 2,920 - Partly Cloudy - 80 F					
1 Emilio Bonifácio, S OBP: 0.213, SLG: 0.244 8 Chris Coghlan, L OBP: 0.250, SLG: 0.229	0-3 K	0-3 K			0-0 G6-3		0-0 F7			3	0	0	0	0	2	2						
2 Hanley Ramirez, R OBP: 0.471, SLG: 0.605	4-0 15 1B		0-0 G5-3		0-0 F7		0-3 K			3	1	0	0	1	1	0						
15 Gaby Sanchez, R OBP: 0.320, SLG: 0.295 26 Mark Canha, R	0-0 26 2B		0-0 P2		0-0 2B			0-3 K		3	1	2	1	0	0	0						
12 Omar Infante, R OBP: 0.395, SLG: 0.514	0-3 K		0-0 26 1B		0-0 L6			0-0 F8		4	0	1	0	0	1	3						
26 Austin Kearns, R OBP: 0.421, SLG: 0.697	0-0 1-H 2-H 2B		0-0 1B			0-3 K		0-0 F8		4	0	2	2	0	1	0						
33 Aaron Rowand, R OBP: 0.188, SLG: 0.156	0-0 G4-3		0-0 G5-3			0-0 G5-3				3	0	0	0	0	0	3						
9 Brett Hayes, R OBP: 0.214, SLG: 0.333 10 J.T. Realmuto, R OBP: 1.000, SLG: 1.000		0-0 G5-3		0-0 G5-3		0-0 2B				3	0	1	0	0	0	0						
47 Ricky Nolasco, R OBP: 0.167, SLG: 0.333 61 J.D. Martin, R 31 Steve Cishek, R 21 Heath Bell, R		0-3 K		0-3 K		0-0 F9				0	0	0	0	0	0	0						
<b>Inning Stats</b>	R: 3 E: 0 K: 2 S: 10	H: 3 LOB: 1 BB: 1 P: 14	R: 0 E: 1 K: 2 S: 8	H: 1 LOB: 1 BB: 0 P: 8	R: 0 E: 0 K: 0 S: 5	H: 2 LOB: 2 BB: 0 P: 5	R: 0 E: 0 K: 2 S: 7	H: 0 LOB: 0 BB: 0 P: 7	R: 0 E: 0 K: 0 S: 4	H: 1 LOB: 1 BB: 0 P: 4	R: 0 E: 0 K: 1 S: 6	H: 1 LOB: 0 BB: 0 P: 6	R: 0 E: 0 K: 1 S: 5	H: 0 LOB: 0 BB: 0 P: 5	R: 0 E: 0 K: 1 S: 5	H: 0 LOB: 0 BB: 0 P: 5		R: 0 E: 0 K: 2 S: 7	H: 0 LOB: 0 BB: 0 P: 9	1B: 4 2B: 4 3B: 0 HR: 0	SF: 0 SAC: 0 DP: 0 HBP: 0	WP: 0 PB: 0 SB: 1 CS: 0
<b>PITCHER</b>	IP WLS BF H R ER SO BB IBB HBP BLK WP HR S P ERA WHIP																					
47 Gio González, L ERA: 7.2	5.0 L 23 7 3 3 0 1 0 0 0 0 0 0 34 38 5.40 1.600																					
35 Craig Stammen, R ERA: 1.69	1.0 4 1 0 0 1 0 0 0 0 0 0 6 6 0.00 1.000																					
36 Tyler Clippard, R ERA: 3.6	1.0 3 0 0 0 1 0 0 0 0 0 0 5 5 0.00 0.000																					
54 Brad Lidge, R ERA: 1.29	1.0 3 0 0 0 1 0 0 0 0 0 0 5 5 0.00 0.000																					

AB	39
R	1
H	11
RBI	1
BB	0
SO	7
LOB	23



AB	32
R	3
H	8
RBI	3
BB	1
SO	9
LOB	9





Batter	1	2	3	4	5	6	7	8	9	AB	R	H	RBI	BB	SO	LOB	TOP			
20 Ian Desmond, R (1, 6) Chris McConnell, R (8, FR) (8, 6)	0-0 1B		0-0 1B		0-0 2B			0-0 1B	0-3 K	4	1	4	0	0	0	0				
8 Danny Espinosa, S (1, 4) 13 Andrés Blanco, S (8, 4)	0-0 FC6		0-0 1B		0-3 K			0-0 F7		4	0	1	0	0	1	3				
11 Ryan Zimmerman, R (1, 5) 1 Steve Lombardozzi, S (6, 5)	0-3 K		0-0 SF8-4-6		0-0 F9			0-0 FC4		2	0	0	1	0	1	2				
28 Jayson Werth, R (1, 9) 10 Corey Brown, L (6, 9)	0-3 K			3-1 HR	0-0 P3			4-0 BB		3	1	1	1	0	1	2				
3 Wilson Ramos, R (1, 2) 64 Carlos Maldonado, R (7, 2)	0-0 G1-3			0-0 P3	4-0 BB			0-0 G4-6-3		2	0	0	0	1	0	2				
12 Jason Michaels, R (1, 7) 52 Ryan Mattheus, R (8, 1) 63 Henry Alberto Rodríguez, R (1, 1)		0-0 P4		0-0 G4-3	0-0 F9			0-0 F7		4	0	0	0	0	0	4				
22 Xavier Nady, R (1, 3) 32 Tom Gorzelanny, R (7, 1) 7 Wade Moore, L (8, 7)		0-3 K2-3		0-3 K				0-0 F8		3	0	1	0	0	2	0				
15 Brett Carroll, R (1, 8)		0-3 K			0-0 G5-3			0-0 L8		4	0	1	0	0	1	1				
27 Jordan Zimmermann, R (1, 1) 18 Chad Tracy, L (7, PH) (7, 3)					0-0 L3			0-0 G6-4-3		2	0	0	0	0	0	2				
<b>Inning Stats</b>	R: 0 E: 1 K: 2 S: 9	H: 1 LOB: 2 BB: 0 P: 9	R: 0 E: 0 K: 2 S: 7	H: 0 LOB: 0 BB: 0 P: 7	R: 1 E: 0 K: 0 S: 4	H: 2 LOB: 0 BB: 0 P: 4	R: 1 E: 0 K: 1 S: 7	H: 1 LOB: 0 BB: 0 P: 10	R: 0 E: 0 K: 0 S: 6	H: 0 LOB: 1 BB: 1 P: 7	R: 0 E: 0 K: 0 S: 3	H: 1 LOB: 0 BB: 0 P: 3	R: 1 E: 1 K: 0 S: 5	H: 1 LOB: 3 BB: 1 P: 9	R: 0 E: 0 K: 1 S: 6	H: 1 LOB: 1 BB: 0 P: 6	1B: 6 2B: 2 3B: 0 HR: 1	SF: 1 SAC: 0 DP: 2 HBP: 0	WP: 0 PB: 0 CS: 0	PA: 37
<b>PITCHER</b>	IP WLS BF H R ER SO BB IBB HBP BLK WP HR S P ERA WHIP																			
49 Jonathon Niese, L (1, 1) ERA: 3.98	6.0 L 24 5 2 2 6 1 0 0 0 0 0 1 36 43 3.00 1.000																			
48 Frank Francisco, R (7, 1) ERA: 4.91	2.0 9 2 1 0 0 1 0 0 0 0 0 0 8 12 0.00 1.500																			
46 Manny Acosta, R (9, 1) ERA: 2.0	1.0 4 1 0 0 1 0 0 0 0 0 0 0 6 6 0.00 1.000																			

Washington Nationals @ New York Mets  
 Digital Domain Park, Port St. Lucie, FL  
 Wed Mar 28 2012, 1:12 PM - 3:26 PM EDT  
 Att: 3,259 - Partly Cloudy - 82 F

AB 34  
 R 3  
 H 8  
 RBI 3  
 BB 2  
 SO 7  
 LOB 20



Batter	1	2	3	4	5	6	7	8	9	AB	R	H	RBI	BB	SO	LOB	BOTTOM			
12 Scott Hairston, R (1, 8) 48 Frank Francisco, R (7, 1)	0-0 G5-3			0-0 F8		0-0 P3		0-0 F8		3	0	0	0	0	0	1				
23 Mike Baxter, L (8, PH) (9, 7)								2-3 F8		0	0	0	0	0	0	0				
28 Daniel Murphy, L (1, 4)	0-0 G6-3			0-0 F7				0-0 FC5-4		4	0	2	1	0	0	0				
44 Jason Bay, R (1, 7) 61 Jordany Valdespin, L (8, PH) (9, 1) 46 Manny Acosta, R (9, 1)	0-0 P4			0-3 K				0-0 FC6		3	1	0	0	0	1	1				
29 Ike Davis, L (1, 3) 33 Vinny Rottino, R (8, 3)		0-0 G6-3			0-0 G3-1			0-0 F8		3	0	0	0	0	0	1				
21 Lucas Duda, L (1, 9) 2 Justin Turner, R (1, 5)		0-0 G5-4-3			0-0 G4-3			1-H 3B		4	0	2	1	0	0	0				
11 Rubén Tejada, R (1, 6)					0-0 K2-3			0-0 P3		4	0	0	0	0	1	2				
16 Rob Johnson, R (1, 2)								0-0 F8		3	1	1	0	0	0	0				
49 Jonathon Niese, L (1, 1) 20 Adam Loewen, L (6, PH) (7, 8)					0-0 G5-3			0-0 F9		3	0	2	0	0	0	0				
49 Jonathon Niese, L (1, 1) 20 Adam Loewen, L (6, PH) (7, 8)					0-0 F9			0-0 G4-3		1	0	0	0	0	0	0				
49 Jonathon Niese, L (1, 1) 20 Adam Loewen, L (6, PH) (7, 8)					0-0 G4-3			0-0 F8		2	0	0	0	0	0	3				
<b>Inning Stats</b>	R: 0 E: 0 K: 0 S: 3	H: 0 LOB: 0 BB: 0 P: 3	R: 0 E: 0 K: 0 S: 3	H: 1 LOB: 0 BB: 0 P: 3	R: 0 E: 0 K: 0 S: 3	H: 0 LOB: 0 BB: 0 P: 3	R: 0 E: 0 K: 1 S: 5	H: 0 LOB: 0 BB: 0 P: 5	R: 0 E: 0 K: 0 S: 4	H: 1 LOB: 1 BB: 0 P: 4	R: 1 E: 0 K: 0 S: 5	H: 2 LOB: 1 BB: 0 P: 5	R: 1 E: 0 K: 0 S: 6	H: 3 LOB: 2 BB: 0 P: 6	R: 0 E: 0 K: 0 S: 3	H: 0 LOB: 0 BB: 0 P: 3	1B: 5 2B: 1 3B: 1 HR: 0	SF: 0 SAC: 0 DP: 1 HBP: 0	WP: 0 PB: 0 CS: 0	PA: 33
<b>PITCHER</b>	IP WLS BF H R ER SO BB IBB HBP BLK WP HR S P ERA WHIP																			
27 Jordan Zimmermann, R (1, 1) ERA: 3.32	6.0 W 19 2 0 0 2 0 0 0 0 0 0 0 23 23 0.00 0.333																			
32 Tom Gorzelanny, L (7, 1) ERA: 10.13	1.0 H 5 2 1 1 0 0 0 0 0 0 0 0 5 5 9.00 2.000																			
52 Ryan Mattheus, R (8, 1) ERA: 4.95	1.0 H 6 3 1 1 0 0 0 0 0 0 0 0 6 6 9.00 3.000																			
63 Henry Alberto Rodríguez, R (1, 1) ERA: 4.95	1.0 S 3 0 0 0 0 0 0 0 0 0 0 0 3 3 0.00 0.000																			

Washington Nationals @ New York Mets  
 Digital Domain Park, Port St. Lucie, FL  
 Wed Mar 28 2012, 1:12 PM - 3:26 PM EDT  
 Att: 3,259 - Partly Cloudy - 82 F

AB 33  
 R 2  
 H 7  
 RBI 2  
 BB 0  
 SO 2  
 LOB 12





Batter	1	2	3	4	5	6	7	8	9	AB	R	H	RBI	BB	SO	LOB	TOP			
2 Jack Wilson, R (1.6) 1 Tyler Pastornicky, R (7.6) OBP: 0.242, SLG: 0.267	G5-3		G3			F9		14 1B		3	0	0	0	0	0	0				
14 Martin Prado, R (1.5) 39 Jonny Venters, L (8.1)	G6-3		G6-3			F7		5 BB		4	0	1	1	0	0	0				
5 Freddie Freeman, L (1.3) OBP: 0.324, SLG: 0.545	26 2B					L7				2	0	0	0	2	0	0				
26 Dan Uggla, R (1.4) 11 Josh Wilson, R (7.4) OBP: 0.256, SLG: 0.709 OBP: 0.200, SLG: 0.167	1-3					G4-3				3	0	1	0	0	0	0				
20 Eric Hinske, L (1.7) 75 José Yépez, R (7.2) OBP: 0.298, SLG: 0.431 OBP: 0.286, SLG: 0.357	P5					P6				3	0	1	0	0	0	2				
22 Jason Heyward, L (1.8) 30 Luis Durango, S (7.8) OBP: 0.297, SLG: 0.414 OBP: 0.586, SLG: 0.583						HR				3	1	1	1	0	1	1				
8 David Ross, R (1.2) 99 Jose Lugo, L (7.1) 80 Nick Ahmed, R (8.4)						K				3	0	0	0	0	2	1				
74 Jordan Parraz, R (1.9) OBP: 0.357, SLG: 0.462						G6-3				4	0	0	0	0	1	0				
36 Mike Minor, R (1.1) 53 Cory Gearrin, R (6.1) 4 Drew Sutton, S (7.7) OBP: 0.347, SLG: 0.349						F9				2	0	0	0	0	0	0				
<b>Inning Stats</b>	R: 0 E: 0 K: 1 S: 4	H: 1 LOB: 2 BB: 1 P: 8	R: 0 E: 0 K: 1 S: 5	H: 0 LOB: 0 BB: 0 P: 5	R: 0 E: 0 K: 0 S: 3	H: 0 LOB: 0 BB: 0 P: 3	R: 0 E: 0 K: 0 S: 3	H: 0 LOB: 0 BB: 0 P: 3	R: 1 E: 0 K: 1 S: 8	H: 1 LOB: 0 BB: 0 P: 10	R: 0 E: 0 K: 2 S: 8	H: 1 LOB: 1 BB: 0 P: 8	R: 1 E: 0 K: 2 S: 5	H: 2 LOB: 2 BB: 1 P: 9	R: 1 E: 1 K: 2 S: 9	H: 1 LOB: 1 BB: 0 P: 10	1B: 2 2B: 3 3B: 0 HR: 1	SF: 0 SAC: 0 DP: 0 HBP: 0	WP: 0 PB: 0 SB: 0 CS: 0	PA: 36
<b>PITCHER</b>	IP WLS BF H R ER SO BB IBB HBP BLK WP HR S P ERA WHIP																			
33 Edwin Jackson, R (1.1) ERA: 5.48	6.0 W 21 2 1 1 2 1 0 0 0 0 0 1 26 32 1.50 0.500																			
49 Chad Durbin, R (7.1) ERA: 1.89	1.0 4 1 0 0 2 0 0 0 0 0 0 0 8 8 0.00 1.000																			
17 Sean Burnett, L (8.1) ERA: 1.29	1.0 6 2 1 1 0 1 0 0 0 0 0 0 5 9 9.00 3.000																			
54 Brad Lidge, R (9.1) ERA: 1.13	1.0 5 1 1 0 2 0 0 0 0 0 0 0 9 10 0.00 1.000																			

Atlanta Braves @ Washington Nationals  
Space Coast Stadium, Viera, FL  
Thu Mar 29 2012, 1:07 PM - 3:33 PM EDT  
Att: 3,718 - Partly Cloudy - 85 F

AB 34  
R 3  
H 6  
RBI 2  
BB 2  
SO 6  
LOB 8



Batter	1	2	3	4	5	6	7	8	9	AB	R	H	RBI	BB	SO	LOB	BOTTOM			
20 Ian Desmond, R (1.6) OBP: 0.319, SLG: 0.418	B1-3		K			P6				4	0	1	0	0	1	3				
8 Danny Espinosa, S (1.4) OBP: 0.306, SLG: 0.283	K		FC6-4			1-2				3	1	0	0	1	2	4				
11 Ryan Zimmerman, R (1.5) OBP: 0.447, SLG: 0.769	F9					F9				4	1	1	2	0	0	2				
28 Jayson Werth, R (1.8) 17 Sean Burnett, L (8.1) 54 Brad Lidge, R (9.1)						22 G5-3				3	0	0	0	1	3	0				
25 Adam LaRoche, L (1.3) 22 Chris Rahl, R (6, PR) (7.7) (8.9)						G4-3				2	0	1	0	1	0	0				
22 Xavier Nady, R (1.7) OBP: 0.286, SLG: 0.286						K				4	1	1	0	0	2	2				
3 Wilson Ramos, R (1.2) Chris McConnell, R (6, PR) 49 Chad Durbin, R (7.1) 27 Kevin Keyes, R (8.7)						15 BB				2	0	1	0	1	0	0				
15 Brett Carroll, R (1.9) OBP: 0.317, SLG: 0.296						8 FC6-4				2	1	1	3	2	0	0				
33 Edwin Jackson, R (1.1) 64 Carlos Maldonado, R (6, PH) OBP: 0.500, SLG: 0.660						K				1	0	0	0	0	1	2				
<b>Inning Stats</b>	R: 0 E: 0 K: 1 S: 5	H: 0 LOB: 0 BB: 0 P: 5	R: 0 E: 0 K: 2 S: 7	H: 0 LOB: 0 BB: 0 P: 7	R: 0 E: 0 K: 2 S: 8	H: 1 LOB: 2 BB: 1 P: 12	R: 0 E: 0 K: 0 S: 3	H: 1 LOB: 1 BB: 1 P: 7	R: 0 E: 0 K: 0 S: 3	H: 0 LOB: 1 BB: 1 P: 7	R: 6 E: 1 K: 2 S: 13	H: 4 LOB: 2 BB: 4 P: 31	R: 0 E: 0 K: 2 S: 7	H: 0 LOB: 0 BB: 0 P: 7	R: 0 E: 0 K: 0 S: 3	H: 0 LOB: 0 BB: 0 P: 3	1B: 4 2B: 0 3B: 1 HR: 1	SF: 0 SAC: 1 DP: 1 HBP: 0	WP: 0 PB: 0 SB: 0 CS: 0	PA: 36
<b>PITCHER</b>	IP WLS BF H R ER SO BB IBB HBP BLK WP HR S P ERA WHIP																			
36 Mike Minor, L (1.1) ERA: 2.25	5.1 L 24 4 4 4 6 5 0 0 0 0 0 0 1 33 6.75 1.688																			
53 Cory Gearrin, R (6.1) ERA: 3.39	0.2 6 2 2 2 1 2 0 0 0 0 0 0 6 14 27.00 6.000																			
99 Jose Lugo, L (7.1) ERA: 2.25	1.0 3 0 0 0 2 0 0 0 0 0 0 0 7 7 0.00 0.000																			
39 Jonny Venters, L (8.1) ERA: 4.5	1.0 3 0 0 0 0 0 0 0 0 0 0 0 3 3 0.00 0.000																			

Atlanta Braves @ Washington Nationals  
Space Coast Stadium, Viera, FL  
Thu Mar 29 2012, 1:07 PM - 3:33 PM EDT  
Att: 3,718 - Partly Cloudy - 85 F

AB 28  
R 6  
H 6  
RBI 5  
BB 7  
SO 9  
LOB 13





Batter	1	2	3	4	5	6	7	8	9	AB	R	H	RBI	BB	SO	LOB	TOP								
1 Steve Lombardozzi, S OBP: 0.355, SLG: 0.397 (1.4)										4	1	3	1	1	0	2	<p><b>Washington Nationals @ Detroit Tigers</b>            Joker Marchant Stadium, Lakeland, FL            Thu Mar 29 2012, 6:08 PM - 8:45 PM EDT            Att: 6,506 - Partly Cloudy - 83 F</p>								
21 Xavier Paul, L OBP: 0.200, SLG: 0.111 (1.9)										5	0	1	2	0	1	5									
18 Chad Tracy, L OBP: 0.275, SLG: 0.365 (1.10)										5	0	2	1	0	1	3									
26 Jesus Flores, R OBP: 0.362, SLG: 0.512 (1.2)										3	0	2	0	0	1	2									
62 Sandy León, S OBP: 0.556, SLG: 0.429 (6.2)										1	0	0	0	1	0	0									
30 Mark Teahen, L OBP: 0.200, SLG: 0.156 (1.7)										5	0	0	0	0	0	4									
39 Jarrett Hoffpauir, R OBP: 0.176, SLG: 0.067 (1.5)										5	0	0	0	0	0	2									
10 Corey Brown, L OBP: 0.370, SLG: 0.480 (1.8)										3	2	1	0	1	0	1									
9 Tim Pahuta, L OBP: 0.600, SLG: 0.800 (1.3)										4	2	3	0	0	1	2									
13 Josh Johnson, S OBP: 0.333, SLG: 0.333 (1.6)										2	0	1	1	0	0	0									
<b>Inning Stats</b>	R: 0 E: 0 K: 1 S: 5	H: 1 LOB: 0 BB: 0 P: 6	R: 0 E: 1 K: 1 S: 7	H: 1 LOB: 2 BB: 0 P: 8	R: 0 E: 0 K: 1 S: 7	H: 2 LOB: 2 BB: 0 P: 7	R: 0 E: 0 K: 0 S: 3	H: 0 LOB: 0 BB: 0 P: 3	R: 2 E: 0 K: 0 S: 7	H: 4 LOB: 2 BB: 0 P: 7	R: 1 E: 0 K: 0 S: 5	H: 2 LOB: 2 BB: 1 P: 9	R: 0 E: 0 K: 1 S: 5	H: 0 LOB: 1 BB: 1 P: 9	R: 2 E: 0 K: 0 S: 5	H: 3 LOB: 1 BB: 1 P: 9	R: 0 E: 0 K: 0 S: 3	H: 0 LOB: 0 BB: 0 P: 3	1B: 11 2B: 2 3B: 0 HR: 0	SF: 0 SAC: 2 DP: 1 HBP: 0	WP: 0 PB: 0 SB: 1 CS: 1	PA: 42			
<b>PITCHER</b>	IP	WLS	BF	H	R	ER	SO	BB	IBB	HBP	BLK	WP	HR	S	P	ERA	WHIP								
37 Max Scherzer, R ERA: 4.26 (1.1)	5.1		27	10	3	3	3	1	0	0	0	0	0	32	38	5.06	2.062								
31 Collin Balester, R ERA: 0.75 (6.1)	1.2		6	0	0	0	1	1	0	0	0	0	0	7	11	0.00	0.600								
52 Daniel Bennett, R ERA: 18.0 (8.1)	1.0	L	6	3	2	2	0	0	1	0	0	0	0	5	9	18.00	3.000								
46 Jose Valverde, R ERA: 2.0 (9.1)	1.0		3	0	0	0	0	0	0	0	0	0	0	3	3	0.00	0.000								

Batter	1	2	3	4	5	6	7	8	9	AB	R	H	RBI	BB	SO	LOB	BOTTOM								
14 Austin Jackson, R OBP: 0.344, SLG: 0.400 (1.8)										3	0	0	0	0	1	4	<p><b>Washington Nationals @ Detroit Tigers</b>            Joker Marchant Stadium, Lakeland, FL            Thu Mar 29 2012, 6:08 PM - 8:45 PM EDT            Att: 6,506 - Partly Cloudy - 83 F</p>								
36 Clete Thomas, L OBP: 0.226, SLG: 0.388 (8.8)										1	0	0	0	1	0										
26 Brennan Boesch, L OBP: 0.302, SLG: 0.644 (1.9)										3	1	1	3	0	1	2									
24 Tyler Collins, L OBP: 0.400, SLG: 1.000 (8.9)										1	0	0	0	0	0	0									
32 Don Kelly, L OBP: 0.373, SLG: 0.468 (1.5)										3	0	0	0	0	0	0									
9 Brent Dlugach, R OBP: 0.333, SLG: 0.438 (8.3)										1	0	0	0	0	0	0									
28 Prince Fielder, L OBP: 0.404, SLG: 0.796 (1.10)										3	0	0	0	0	2	0									
15 Brandon Inge, R OBP: 0.226, SLG: 0.300 (9, PH)										1	0	0	0	0	0	1									
13 Alex Avila, L OBP: 0.321, SLG: 0.326 (1.2)										3	0	0	0	0	2	0									
67 Omir Santos, R OBP: 0.313, SLG: 0.333 (8.2)										0	0	0	0	0	0	0									
27 Jhonny Peralta, R OBP: 0.339, SLG: 0.392 (1.6)										3	0	1	0	0	0	0									
29 Danny Worth, R OBP: 0.385, SLG: 0.545 (8.6)										0	0	0	0	0	0	0									
12 Andy Dirks, L OBP: 0.481, SLG: 0.489 (1.7)										3	1	2	0	0	0	0									
25 Ryan Raburn, R OBP: 0.362, SLG: 0.833 (1.4)										2	1	0	0	1	2	2									
25 Corey Jones, L OBP: 0.500, SLG: 0.500 (9.4)										0	0	0	0	0	0	0									
<b>Inning Stats</b>	R: 0 E: 0 K: 1 S: 5	H: 0 LOB: 0 BB: 0 P: 5	R: 0 E: 0 K: 2 S: 7	H: 0 LOB: 0 BB: 0 P: 7	R: 3 E: 0 K: 1 S: 9	H: 2 LOB: 1 BB: 1 P: 14	R: 0 E: 0 K: 1 S: 5	H: 0 LOB: 0 BB: 0 P: 5	R: 0 E: 0 K: 0 S: 3	H: 0 LOB: 0 BB: 0 P: 3	R: 0 E: 0 K: 1 S: 5	H: 0 LOB: 0 BB: 0 P: 5	R: 0 E: 0 K: 2 S: 7	H: 0 LOB: 0 BB: 0 P: 7	R: 0 E: 0 K: 0 S: 2	H: 0 LOB: 0 BB: 1 P: 6	1B: 3 2B: 0 3B: 0 HR: 1	SF: 0 SAC: 0 DP: 1 HBP: 0	WP: 0 PB: 0 SB: 0 CS: 0	PA: 32					
<b>PITCHER</b>	IP	WLS	BF	H	R	ER	SO	BB	IBB	HBP	BLK	WP	HR	S	P	ERA	WHIP								
41 Mitch Atkins, R ERA: 5.4 (1.1)	5.0		20	4	3	3	6	1	0	0	0	0	1	33	38	5.40	1.000								
36 Tyler Clippard, R ERA: 3.0 (6.1)	2.0	W	6	0	0	0	1	0	0	0	0	0	0	8	8	0.00	0.000								
56 Josh Wilkie, R ERA: (8.1)	2.0	S	6	0	0	0	2	1	0	0	0	0	0	9	13	0.00	0.500								

AB	37
R	5
H	13
RBI	5
BB	3
SO	4
LOB	21

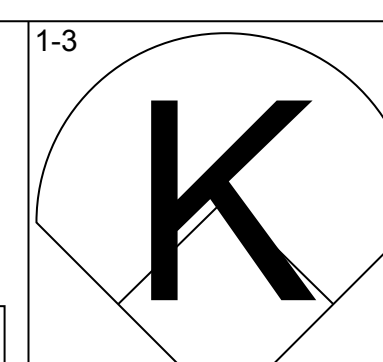
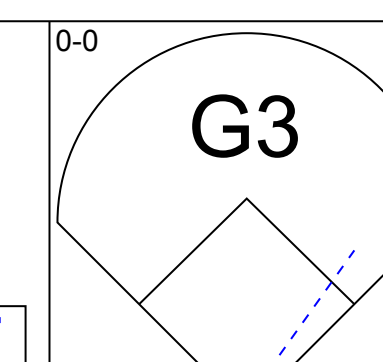
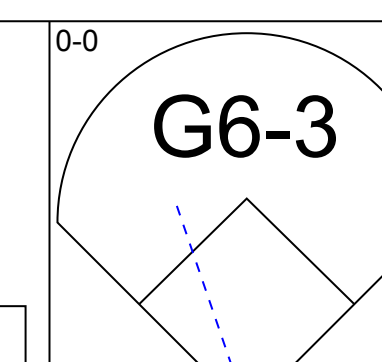
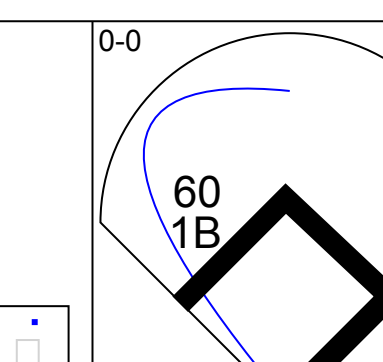
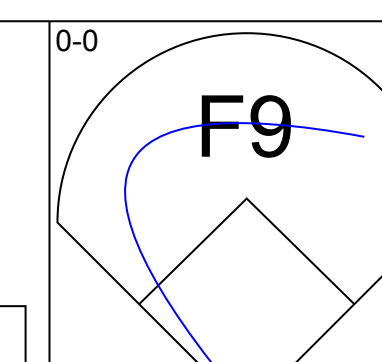
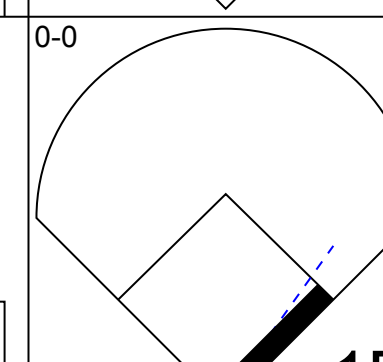
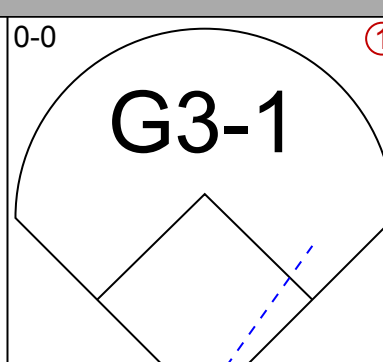
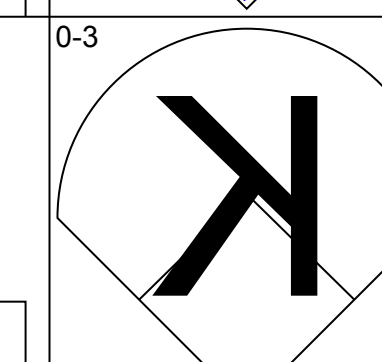
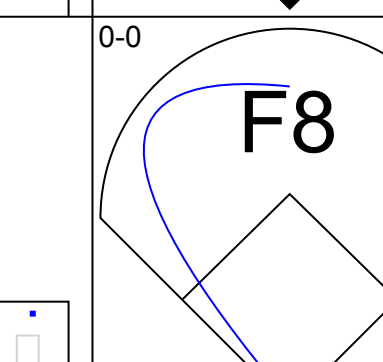
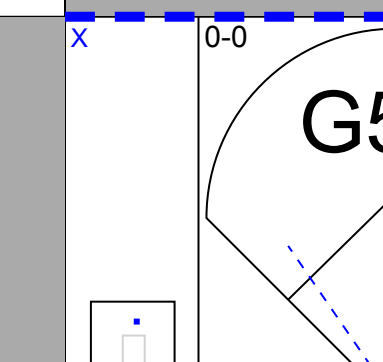
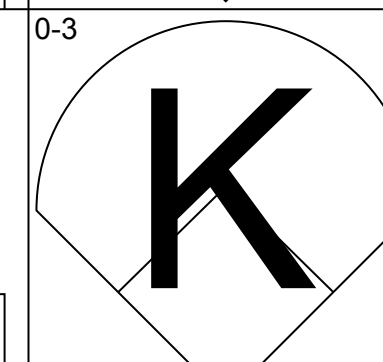
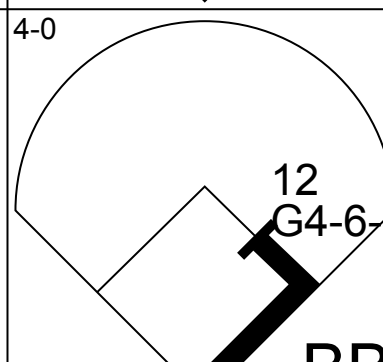
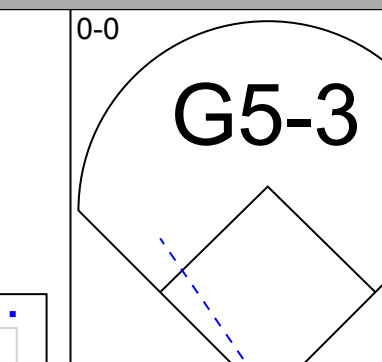
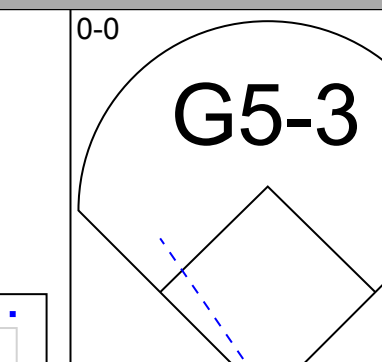
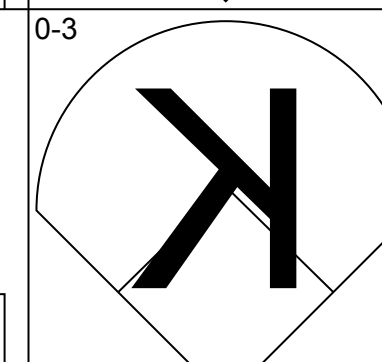
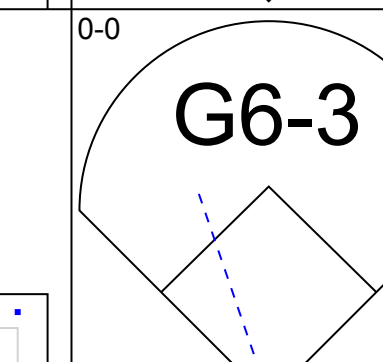
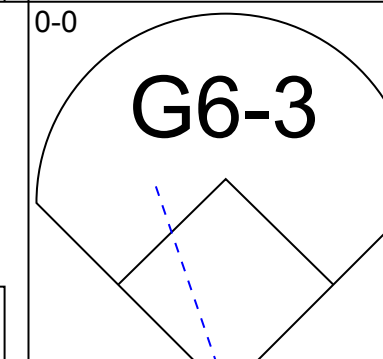
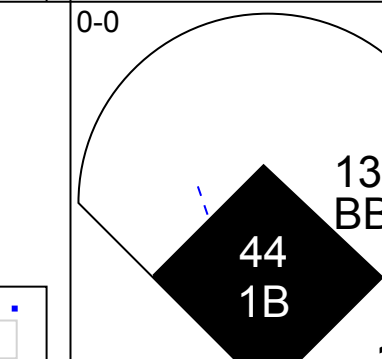
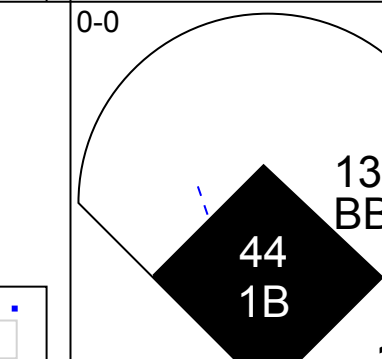
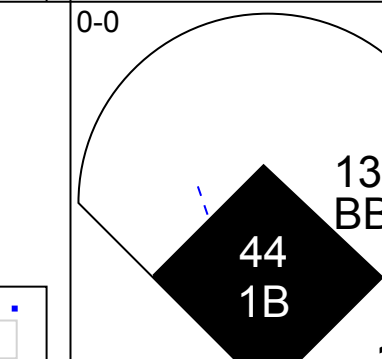
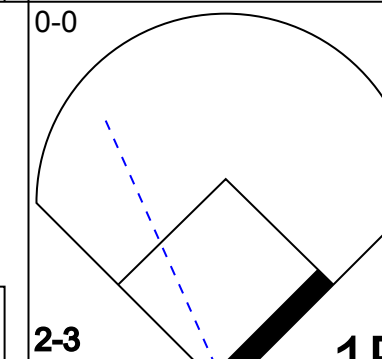
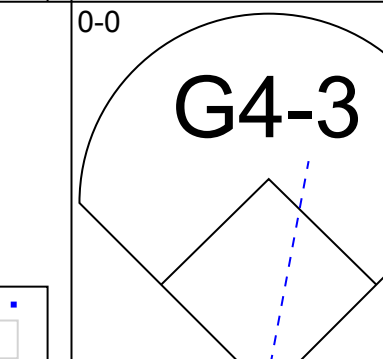
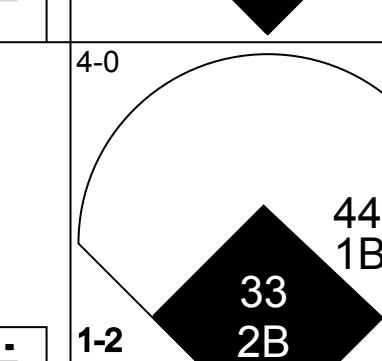
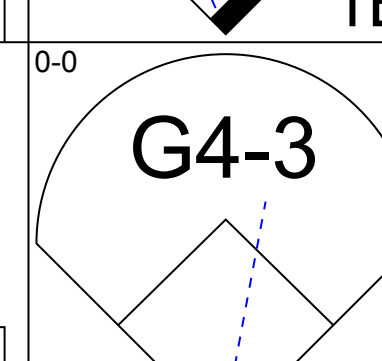
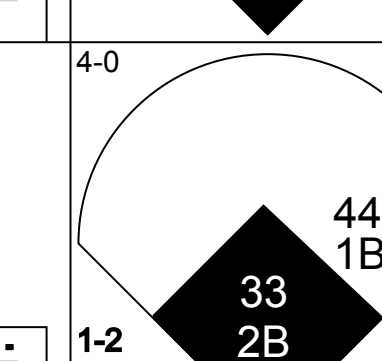
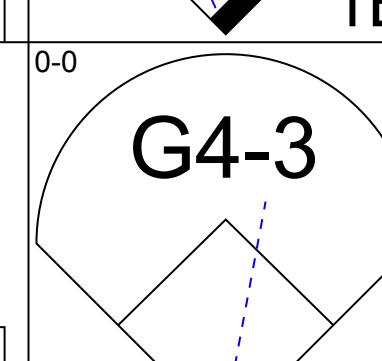
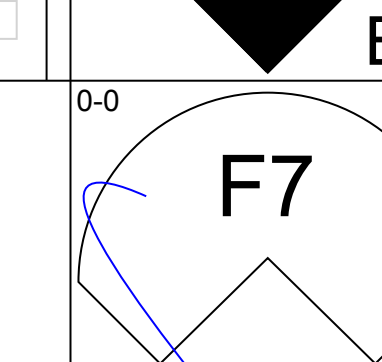
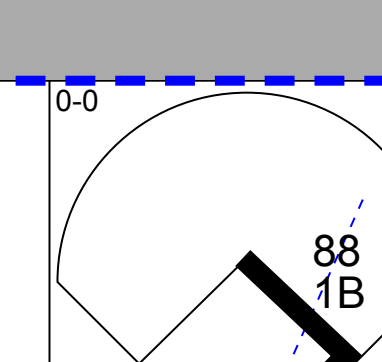
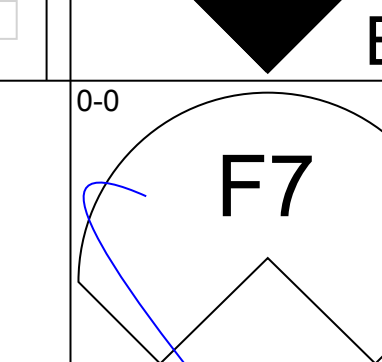
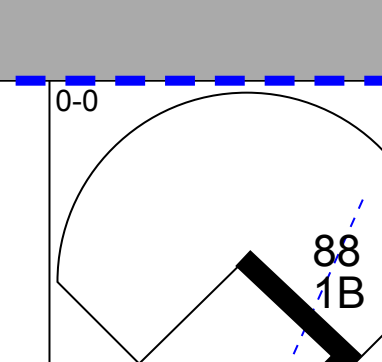
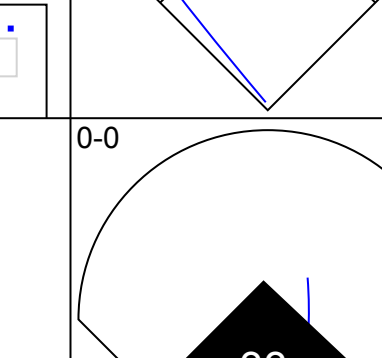
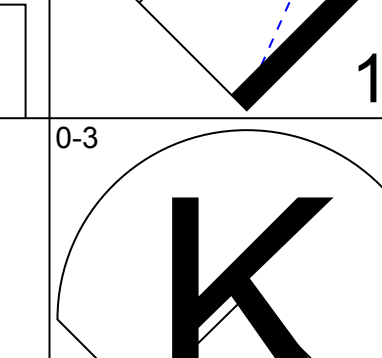
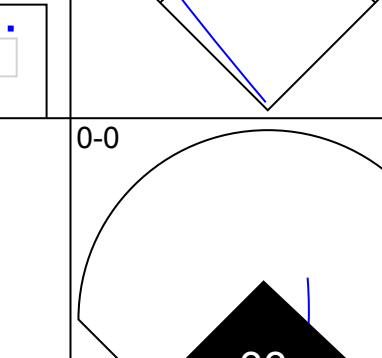
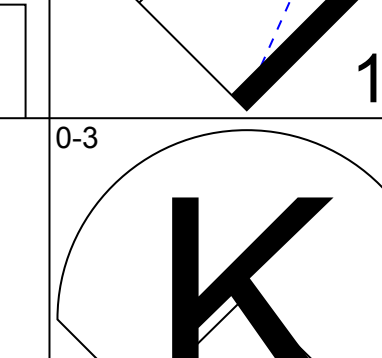
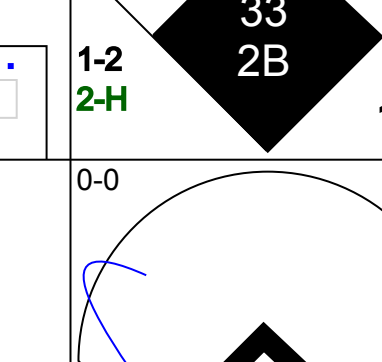
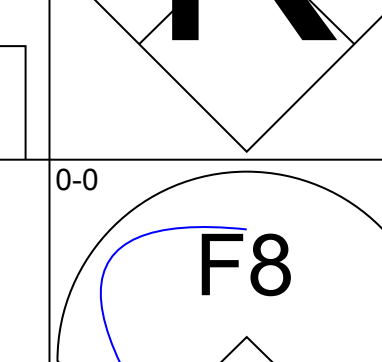
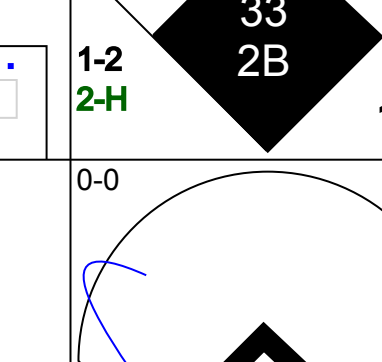

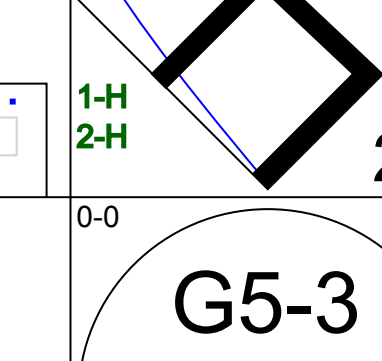
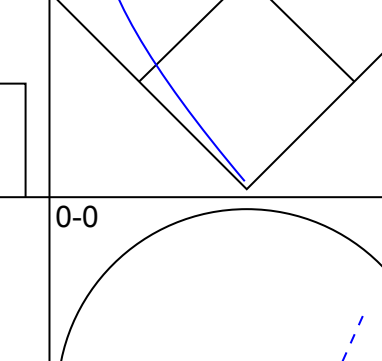




Batter	1	2	3	4	5	6	7	8	9	AB	R	H	RBI	BB	SO	LOB	TOP								
7 José Reyes, S OBP: 0.339, SLG: 0.481	F9		1B						K	5	0	1	1	0	2	2	<b>Miami Marlins @ Washington Nationals</b> Space Coast Stadium, Viera, FL Fri Mar 30 2012, 6:09 PM - 8:47 PM EDT Att: 5,649 - Cloudy - 80 F								
1 Emilio Bonifacio, S OBP: 0.294, SLG: 0.250	K		K			2B				4	1	1	0	0	2	3									
2 Hanley Ramirez, R OBP: 0.492, SLG: 0.583	P5									3	0	1	0	1	0	1									
27 Giancarlo Stanton, R 81 Brent Keys, L		K	P4			BB			FC5-4 80 G4-3	2	0	0	0	1	1	3									
5 Logan Morrison, L 80 Jake Smolinski, R	F8					BB			G4-3	3	0	1	1	0	0	0									
15 Gaby Sanchez, R OBP: 0.298, SLG: 0.275	F8					BB			L9	4	0	0	0	0	1	3									
12 Omar Infante, R OBP: 0.400, SLG: 0.545			2B						G4-3	4	1	1	0	0	0	2									
14 John Buck, R OBP: 0.327, SLG: 0.452			P4						K	4	0	1	0	0	1	1									
55 Josh Johnson, L 64 Beau Jones, L 8 Chris Coghlan, L 58 Ryan Webb, R 49 Gary Glover, R 26 Austin Kearns, R 73 Donovan Solano, R	1B								1B	2	0	1	0	0	1	0									
<b>Inning Stats</b>	R: 0 E: 0 K: 1 S: 5	H: 0 LOB: 0 BB: 0 P: 5	R: 0 E: 0 K: 1 S: 5	H: 0 LOB: 0 BB: 0 P: 5	R: 1 E: 0 K: 1 S: 8	H: 3 LOB: 3 BB: 1 P: 12	R: 0 E: 0 K: 0 S: 3	H: 0 LOB: 0 BB: 0 P: 3	R: 0 E: 0 K: 2 S: 7	H: 0 LOB: 0 BB: 0 P: 7	R: 1 E: 0 K: 1 S: 7	H: 2 LOB: 2 BB: 1 P: 11	R: 0 E: 0 K: 0 S: 4	H: 2 LOB: 1 BB: 0 P: 5	R: 0 E: 0 K: 0 S: 4	H: 1 LOB: 1 BB: 0 P: 4		R: 0 E: 0 K: 2 S: 8	H: 1 LOB: 2 BB: 0 P: 8	1B: 7 2B: 2 3B: 0 HR: 0	SF: 0 SAC: 0 DP: 0 HBP: 0	WP: 0 PB: 0 SB: 1 CS: 1	PA: 37		
<b>PITCHER</b>	IP	WLS	BF	H	R	ER	SO	BB	IBB	HBP	BLK	WP	HR	S	P	ERA	WHIP								
48 Ross Detwiler, L ERA: 3.24	5.0	W	19	3	1	1	5	1	0	0	0	0	0	28	32	1.80	0.800								
35 Craig Stammen, R ERA: 2.13	2.0	H	10	4	1	1	1	1	0	0	0	0	0	11	16	4.50	2.500								
52 Ryan Mattheus, R ERA: 3.75	1.0	H	4	1	0	0	0	0	0	0	0	0	0	4	4	0.00	1.000								
63 Henry Alberto Rodriguez, R ERA:	1.0	S	4	1	0	0	2	0	0	0	0	0	0	8	8	0.00	1.000								

Batter	1	2	3	4	5	6	7	8	9	AB	R	H	RBI	BB	SO	LOB	BOTTOM								
20 Ian Desmond, R OBP: 0.329, SLG: 0.465	HR		G3-1							4	1	2	1	0	0	0	<b>Miami Marlins @ Washington Nationals</b> Space Coast Stadium, Viera, FL Fri Mar 30 2012, 6:09 PM - 8:47 PM EDT Att: 5,649 - Cloudy - 80 F								
8 Danny Espinosa, S OBP: 0.304, SLG: 0.270	K		K							3	0	0	0	1	3	0									
11 Ryan Zimmerman, R 35 Craig Stammen, R			G4-3							3	0	1	0	0	0	0									
6 Blake Kelso, R 52 Ryan Mattheus, R 63 Henry Alberto Rodriguez	1B									0	0	0	0	0	0	0									
28 Jayson Werth, R 18 Chad Tracy, L	K			BB						2	1	0	0	1	2	1									
25 Adam LaRoche, L 15 Brett Carroll, R	K			BB						0	0	0	0	1	0	0									
7 Mark DeRosa, R 33 Angelberth Montilla, R										3	1	1	0	0	2	1									
22 Xavier Nady, R OBP: 0.456, SLG: 0.400	K			BB						1	0	0	0	0	0	1									
3 Wilson Ramos, R 64 Carlos Mattonado, R	G5-3			BB						2	0	2	0	1	0	0									
48 Ross Detwiler, R 1 Steve Lombardozzi, S	G3									1	0	0	0	0	0	0									
<b>Inning Stats</b>	R: 1 E: 0 K: 3 S: 11	H: 2 LOB: 1 BB: 0 P: 11	R: 0 E: 0 K: 1 S: 6	H: 1 LOB: 1 BB: 0 P: 6	R: 0 E: 0 K: 1 S: 5	H: 0 LOB: 0 BB: 0 P: 5	R: 2 E: 0 K: 1 S: 7	H: 3 LOB: 1 BB: 1 P: 11	R: 0 E: 0 K: 1 S: 5	H: 0 LOB: 0 BB: 0 P: 5	R: 0 E: 0 K: 3 S: 10	H: 1 LOB: 2 BB: 1 P: 14	R: 0 E: 0 K: 1 S: 5	H: 1 LOB: 1 BB: 1 P: 9	R: 0 E: 0 K: 0 S: 3	H: 1 LOB: 2 BB: 2 P: 12	1B: 7 2B: 1 3B: 0 HR: 1	SF: 0 SAC: 0 DP: 1 HBP: 0	WP: 1 PB: 0 SB: 0 CS: 0	PA: 35					
<b>PITCHER</b>	IP	WLS	BF	H	R	ER	SO	BB	IBB	HBP	BLK	WP	HR	S	P	ERA	WHIP								
55 Josh Johnson, R ERA: 2.42	5.2	L	23	6	3	3	9	1	0	0	0	0	0	4	4	0.00	6.000								
64 Beau Jones, L ERA: 5.09	0.1		3	1	0	0	1	1	0	0	0	0	0	4	8	0.00	6.000								
58 Ryan Webb, R ERA:	1.0		4	1	0	0	1	1	0	0	0	0	0	5	9	0.00	2.000								
49 Gary Glover, R ERA:	1.0		5	1	0	0	0	2	0	0	0	1	0	3	12	0.00	3.000								

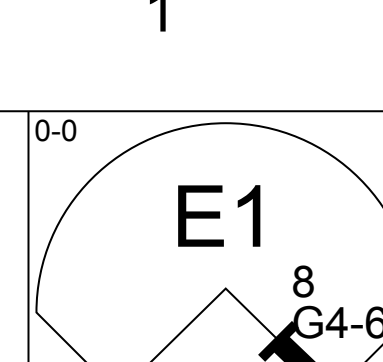
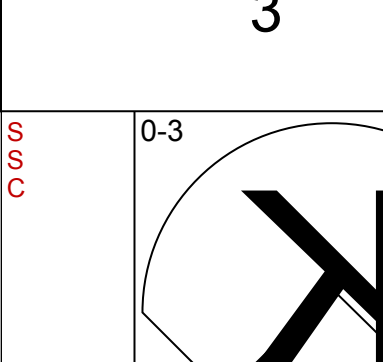
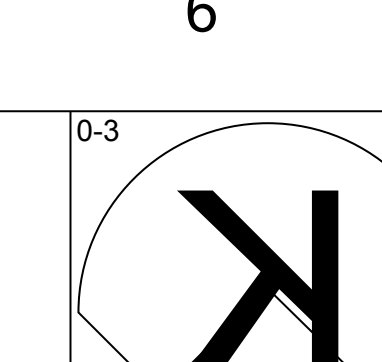
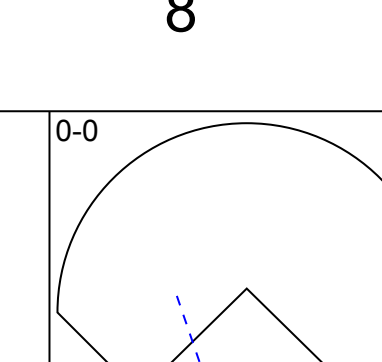
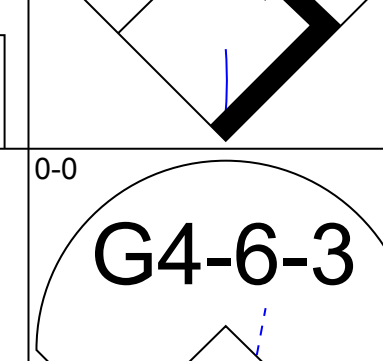
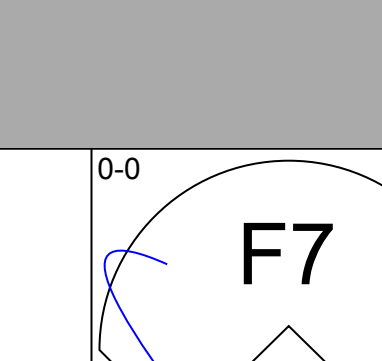
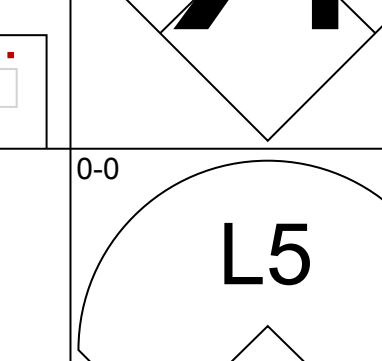
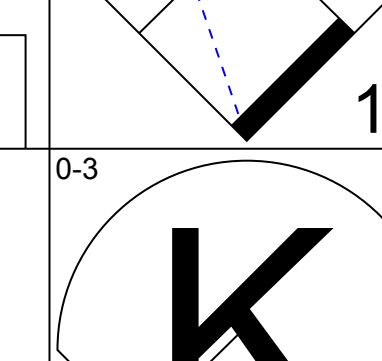
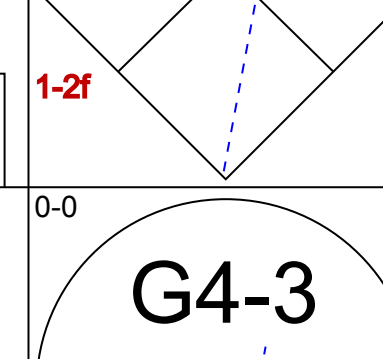
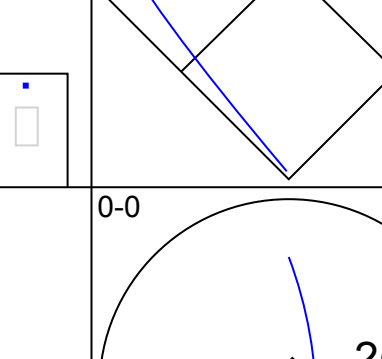
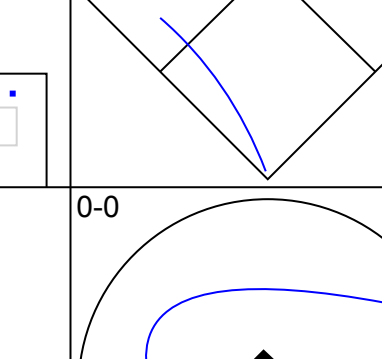
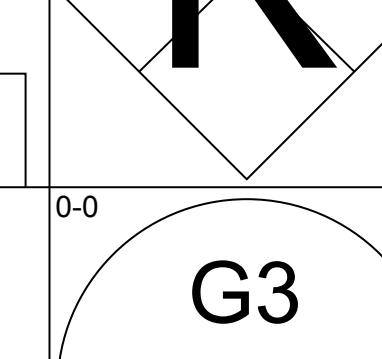
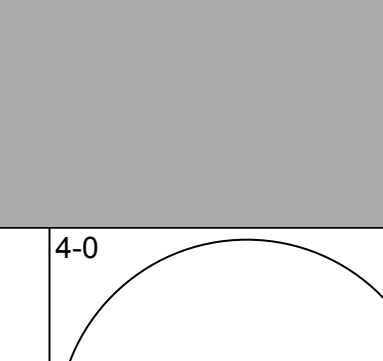
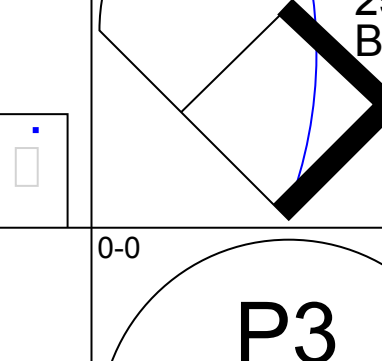
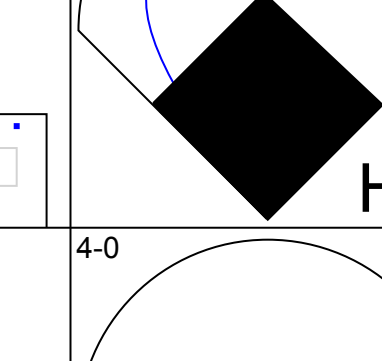
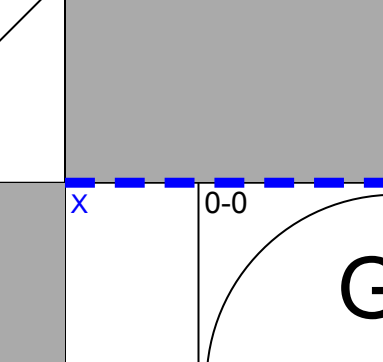
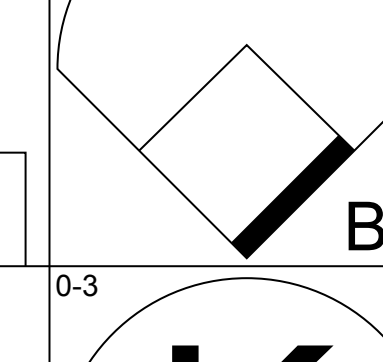
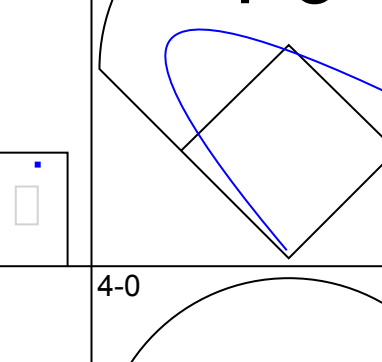
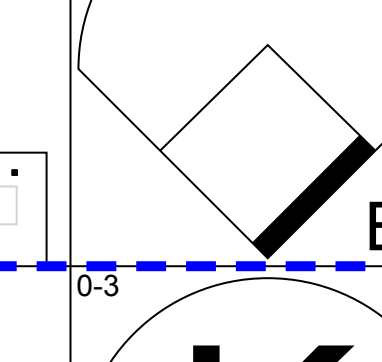
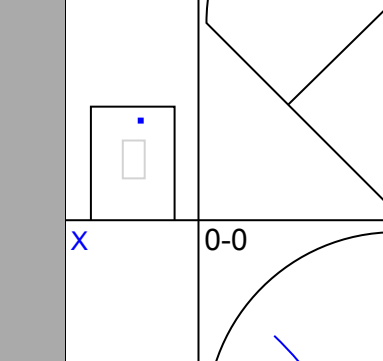
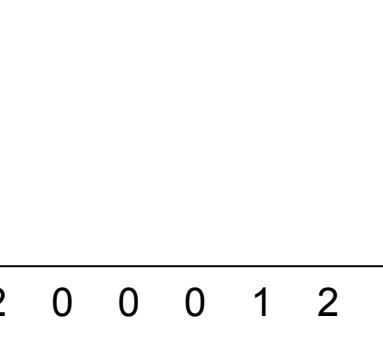

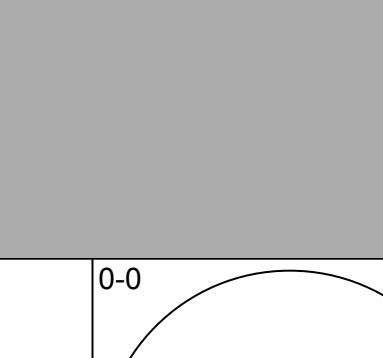
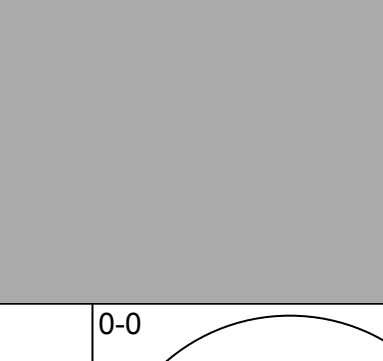

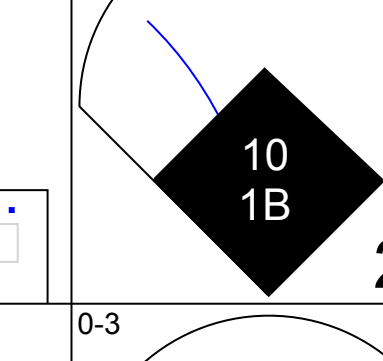
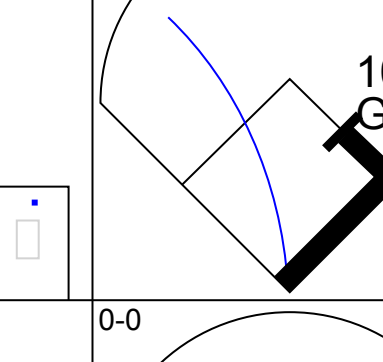
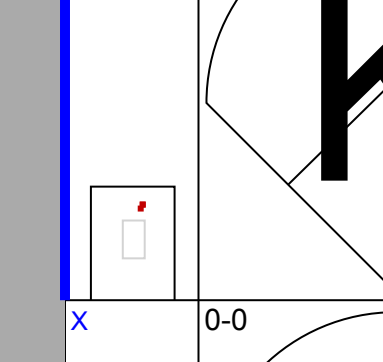
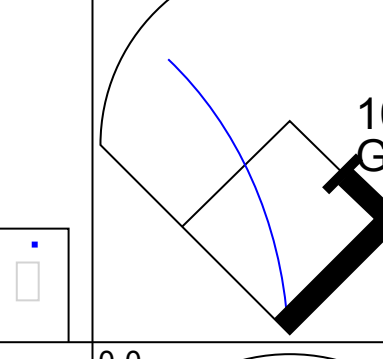

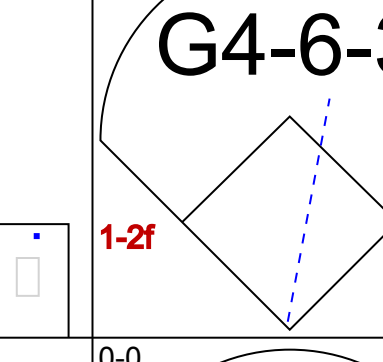
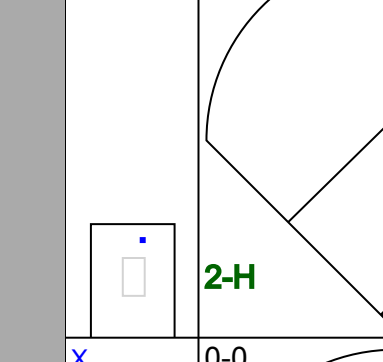
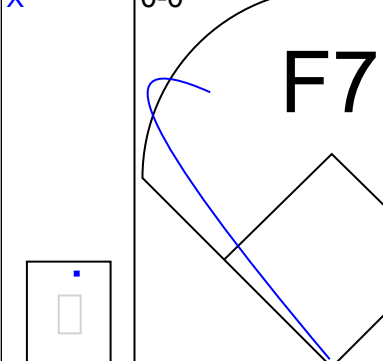
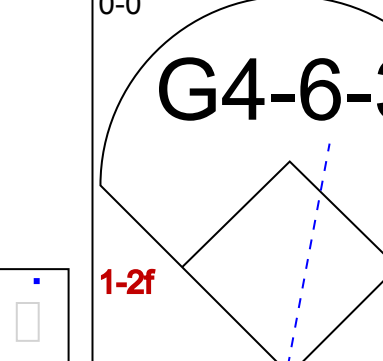
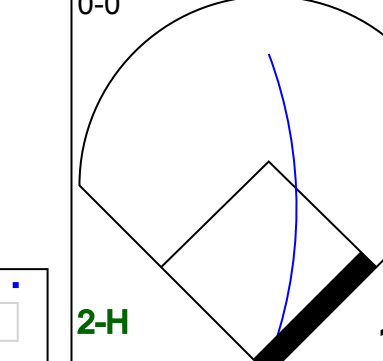



Batter	1	2	3	4	5	6	7	8	9	AB	R	H	RBI	BB	SO	LOB	TOP							
15 Rafael Furcal, S OBP: 0.212, SLG: 0.260 27 Tyler Greene, R OBP: 0.354, SLG: 0.482										3	0	0	0	0	1	0								
19 Jon Jay, L OBP: 0.308, SLG: 0.356 43 Shane Robinson, R OBP: 0.319, SLG: 0.390										3	0	1	0	0	1	0								
3 Carlos Beltrán, S OBP: 0.404, SLG: 0.489 8 Eugenio Velez, S OBP: 0.167, SLG: 0.130										2	0	0	0	1	1	1								
12 Lance Berkman, S OBP: 0.395, SLG: 0.405 60 Steven Hill, R OBP: 0.273, SLG: 0.273										3	0	1	0	0	0	2								
13 Matt Carpenter, L OBP: 0.450, SLG: 0.698										3	1	1	0	1	1	2								
48 Tony Cruz, R OBP: 0.406, SLG: 0.452										4	1	3	0	0	0	2								
44 Erik Komatsu, L OBP: 0.322, SLG: 0.389										4	2	1	1	0	1	4								
33 Daniel Descalso, L OBP: 0.417, SLG: 0.441										4	1	2	4	0	0	2								
35 Jake Westbrook, R 46 Kyle McClellan, R 88 Ryan Jackson, R OBP: 0.384, SLG: 0.316 34 Marc Rzepczynski, L 41 Mitchell Boggs, R										3	0	0	1	0	0	2								
<b>Inning Stats</b>	R: 0 E: 0 K: 2 S: 8	H: 1 LOB: 1 BB: 0 P: 9	R: 3 E: 1 K: 0 S: 6	H: 3 LOB: 0 BB: 0 P: 6	R: 0 E: 0 K: 0 S: 2	H: 0 LOB: 0 BB: 1 P: 6	R: 0 E: 0 K: 1 S: 6	H: 1 LOB: 1 BB: 0 P: 6	R: 0 E: 0 K: 1 S: 5	H: 0 LOB: 0 BB: 0 P: 5	R: 3 E: 0 K: 0 S: 6	H: 3 LOB: 2 BB: 1 P: 10	R: 0 E: 0 K: 1 S: 7	H: 2 LOB: 2 BB: 0 P: 7	R: 0 E: 0 K: 1 S: 7	H: 2 LOB: 2 BB: 0 P: 7	R: 0 E: 0 K: 0 S: 3	H: 0 LOB: 0 BB: 0 P: 3	1B: 9 2B: 3 3B: 0 HR: 0	SF: 0 SAC: 0 DP: 1 HBP: 0	WP: 0 PB: 0 SB: 0 CS: 0	PA: 40		
<b>PITCHER</b>	IP WLS BF H R ER SO BB IBB HBP BLK WP HR S P ERA WHIP	4.0 L 17 5 3 2 3 1 0 0 0 0 0 0 22 27 4.50 1.500	3.0 15 5 3 3 2 1 0 0 0 0 0 0 18 22 9.00 2.000	1.0 5 2 0 0 1 0 0 0 0 0 0 0 7 7 0.00 2.000	1.0 3 0 0 0 0 0 0 0 0 0 0 0 3 3 0.00 0.000																			

St. Louis Cardinals @ Washington Nationals  
Space Coast Stadium, Viera, FL  
Sat Mar 31 2012, 1:10 PM - 3:41 PM EDT  
Att: 5,913 - Sunny - 81 F

AB 38  
R 6  
H 12  
RBI 6  
BB 2  
SO 6  
LOB 19



Batter	1	2	3	4	5	6	7	8	9	AB	R	H	RBI	BB	SO	LOB	BOTTOM						
1 Steve Lombardozzi, S OBP: 0.343, SLG: 0.381										4	0	1	0	0	2	0							
8 Danny Espinosa, S OBP: 0.288, SLG: 0.254 54 Brad Lidge, R										4	0	0	0	0	1	2							
18 Chad Tracy, L OBP: 0.297, SLG: 0.418										4	1	2	1	0	0	1							
28 Jayson Werth, R OBP: 0.333, SLG: 0.568 7 Wade Moore, L										1	0	0	0	2	0	1							
25 Adam LaRoche, L OBP: 0.476, SLG: 0.333 13 Josh Johnson, S OBP: 0.429, SLG: 0.571										2	0	0	0	1	2	2							
26 Jesus Flores, R OBP: 0.380, SLG: 0.500 17 Sean Burnett, L Jason Martinson, R										3	0	1	0	0	0	3							
10 Corey Brown, L OBP: 0.355, SLG: 0.448										4	0	1	1	0	0	2							
15 Brett Carroll, R OBP: 0.292, SLG: 0.271										4	0	0	0	0	0	1							
37 Stephen Strasburg, R OBP: 0.400, SLG: 0.400 31 John Lannan, L 64 Carlos Maldonado, R OBP: 0.500, SLG: 0.588										1	0	0	0	0	1	0							
<b>Inning Stats</b>	R: 0 E: 1 K: 0 S: 3	H: 0 LOB: 0 BB: 0 P: 3	R: 0 E: 0 K: 1 S: 5	H: 0 LOB: 1 BB: 1 P: 9	R: 0 E: 0 K: 2 S: 7	H: 0 LOB: 0 BB: 0 P: 7	R: 0 E: 0 K: 0 S: 4	H: 1 LOB: 2 BB: 1 P: 8	R: 0 E: 0 K: 0 S: 3	H: 0 LOB: 0 BB: 0 P: 3	R: 1 E: 0 K: 2 S: 8	H: 1 LOB: 1 BB: 1 P: 12	R: 0 E: 0 K: 0 S: 3	H: 1 LOB: 0 BB: 0 P: 3	R: 0 E: 0 K: 1 S: 6	H: 1 LOB: 1 BB: 0 P: 6	R: 1 E: 0 K: 1 S: 7	H: 2 LOB: 1 BB: 0 P: 7	1B: 4 2B: 1 3B: 0 HR: 1	SF: 0 SAC: 0 DP: 2 HBP: 0	WP: 0 PB: 0 SB: 0 CS: 0	PA: 35	
<b>PITCHER</b>	IP WLS BF H R ER SO BB IBB HBP BLK WP HR S P ERA WHIP	5.2 W 22 2 1 1 4 3 0 0 0 0 0 0 6 6 0.00 0.750	1.1 4 1 0 0 1 0 0 0 0 0 0 0 6 6 0.00 1.000	1.0 4 1 0 0 1 0 0 0 0 0 0 0 6 6 0.00 1.000	1.0 5 2 1 1 1 0 0 0 0 0 0 0 7 7 9.00 2.000																		

St. Louis Cardinals @ Washington Nationals  
Space Coast Stadium, Viera, FL  
Sat Mar 31 2012, 1:10 PM - 3:41 PM EDT  
Att: 5,913 - Sunny - 81 F

AB 32  
R 2  
H 6  
RBI 2  
BB 3  
SO 7  
LOB 13





Batter	1	2	3	4	5	6	7	8	9	AB	R	H	RBI	BB	SO	LOB	TOP			
20 Ian Desmond, R OBP: 0.312, SLG: 0.440										4	0	0	0	0	1	1				
8 Danny Espinosa, S OBP: 0.299, SLG: 0.310										4	2	2	1	0	0	0				
11 Ryan Zimmerman, R OBP: 0.304, SLG: 0.711										3	0	1	0	0	0	0				
32 Tom Gorzelanny, R										0	0	0	0	0	0	0				
63 Henry Alberto Rodriguez, R										0	0	0	0	0	0	0				
1 Steve Lombardozzi, S OBP: 0.339, SLG: 0.375										1	0	0	0	0	1	1				
52 Ryan Mattheus, R										0	0	0	0	0	0	0				
28 Jayson Werth, R OBP: 0.315, SLG: 0.532										3	0	0	0	0	1	1				
2 Roger Bernadina, L OBP: 0.411, SLG: 0.458										1	0	1	0	0	0	0				
7 Mark DeRosa, R OBP: 0.581, SLG: 0.594										4	0	2	1	0	2	0				
25 Adam LaRoche, L OBP: 0.440, SLG: 0.278										3	0	0	0	1	1	3				
22 Xavier Nady, R OBP: 0.400, SLG: 0.357										4	0	1	0	0	0	4				
3 Wilson Ramos, R OBP: 0.255, SLG: 0.295										3	0	0	0	0	0	1				
47 Gio González, R OBP: 0.250, SLG: 0.250										1	0	1	0	0	0	0				
26 Jesus Flores, R OBP: 0.353, SLG: 0.489										1	0	0	0	0	0	0				
18 Chad Tracy, L OBP: 0.293, SLG: 0.412										1	0	0	0	0	0	0				
<b>Inning Stats</b>	R: 0 E: 0 K: 0 S: 4	H: 1 LOB: 1 BB: 0 P: 4	R: 0 E: 0 K: 0 S: 3	H: 1 LOB: 0 BB: 0 P: 3	R: 0 E: 0 K: 0 S: 3	H: 1 LOB: 0 BB: 0 P: 3	R: 0 E: 0 K: 1 S: 5	H: 0 LOB: 0 BB: 0 P: 5	R: 0 E: 0 K: 1 S: 6	H: 1 LOB: 1 BB: 0 P: 6	R: 0 E: 0 K: 0 S: 5	H: 0 LOB: 1 BB: 1 P: 9	R: 0 E: 0 K: 0 S: 3	H: 0 LOB: 0 BB: 0 P: 3	R: 1 E: 0 K: 2 S: 10	H: 3 LOB: 2 BB: 0 P: 10	1B: 7 2B: 0 3B: 0 HR: 1	SF: 0 SAC: 0 DP: 2 HBP: 0	WP: 0 PB: 0 SB: 0 CS: 0	PA: 34
<b>PITCHER</b>	IP	WLS	BF	H	R	ER	SO	BB	IBB	HBP	BLK	WP	HR	S	P	ERA	WHIP			
54 Jaime Garcia, L ERA: 2.79	6.0		21	5	1	1	3	0	0	0	0	0	1	27	27	1.50	0.833			
66 Victor Marte, R ERA: 0.9	1.0		4	0	0	0	1	1	0	0	0	0	0	5	9	0.00	1.000			
59 Fernando Salas, R ERA: 4.5	1.0		3	0	0	0	0	0	0	0	0	0	0	3	3	0.00	0.000			
30 Jason Motte, R ERA: 2.31	1.0	L	6	3	1	1	2	0	0	0	0	0	0	10	10	9.00	3.000			

Washington Nationals @ St. Louis Cardinals  
Roger Dean Stadium, Jupiter, FL  
Sun Apr 01 2012, 1:09 PM - 3:31 PM EDT  
Att: 5,030 - Sunny - 78 F

AB 33  
R 2  
H 8  
RBI 2  
BB 1  
SO 6  
LOB 11



Batter	1	2	3	4	5	6	7	8	9	AB	R	H	RBI	BB	SO	LOB	BOTTOM			
27 Tyler Greene, R OBP: 0.348, SLG: 0.483										4	1	1	0	0	1	1				
3 Carlos Beltrán, S OBP: 0.400, SLG: 0.500										3	0	1	1	0	1	0				
44 Erik Komatsu, L OBP: 0.333, SLG: 0.389										0	0	0	0	1	0	0				
7 Matt Holliday, R OBP: 0.442, SLG: 0.660										3	0	0	0	0	1	1				
8 Eugenio Velez, S OBP: 0.160, SLG: 0.125										1	0	0	0	0	0	1				
23 David Freese, R OBP: 0.291, SLG: 0.375										3	0	0	0	0	1	1				
48 Tony Cruz, R OBP: 0.304, SLG: 0.438										1	0	0	0	0	1	1				
4 Yadier Molina, R OBP: 0.392, SLG: 0.489										3	0	0	0	0	2	1				
59 Fernando Salas, R										0	0	0	0	0	0	0				
30 Jason Motte, R										0	0	0	0	0	0	0				
19 Jon Jay, L OBP: 0.318, SLG: 0.367										1	0	1	0	0	0	0				
13 Matt Carpenter, L OBP: 0.438, SLG: 0.661										3	0	0	0	1	1	2				
43 Shane Robinson, R OBP: 0.320, SLG: 0.386										3	0	1	0	0	0	1				
15 Rafael Furcal, S OBP: 0.222, SLG: 0.269										2	0	1	0	0	0	0				
54 Jaime Garcia, L										2	0	0	0	0	2	1				
66 Victor Marte, R										0	0	0	0	0	0	0				
33 Daniel Descalso, L OBP: 0.411, SLG: 0.433										1	0	0	0	0	1	1				
<b>Inning Stats</b>	R: 0 E: 0 K: 2 S: 7	H: 0 LOB: 0 BB: 0 P: 7	R: 0 E: 0 K: 1 S: 5	H: 0 LOB: 0 BB: 0 P: 5	R: 0 E: 0 K: 1 S: 5	H: 0 LOB: 0 BB: 0 P: 5	R: 1 E: 0 K: 2 S: 9	H: 2 LOB: 1 BB: 0 P: 9	R: 0 E: 0 K: 0 S: 3	H: 0 LOB: 0 BB: 0 P: 3	R: 0 E: 0 K: 0 S: 3	H: 0 LOB: 0 BB: 0 P: 3	R: 0 E: 0 K: 2 S: 8	H: 1 LOB: 1 BB: 0 P: 8	R: 0 E: 0 K: 2 S: 8	H: 1 LOB: 2 BB: 1 P: 12	1B: 3 2B: 3 3B: 0 HR: 0	SF: 0 SAC: 1 DP: 1 HBP: 0	WP: 0 PB: 0 SB: 0 CS: 0	PA: 33
<b>PITCHER</b>	IP	WLS	BF	H	R	ER	SO	BB	IBB	HBP	BLK	WP	HR	S	P	ERA	WHIP			
47 Gio González, L ERA: 5.85	5.0		18	3	1	1	7	1	0	0	0	0	0	31	35	1.80	0.800			
32 Tom Gorzelanny, L ERA: 8.1	2.0		6	0	0	0	0	0	0	0	0	0	0	6	6	0.00	0.000			
63 Henry Alberto Rodriguez, R ERA: 1.1	1.0	W	4	1	0	0	2	0	0	0	0	0	0	8	8	0.00	1.000			
52 Ryan Mattheus, R ERA: 3.46	1.0	S	5	1	0	0	2	1	0	0	0	0	0	8	12	0.00	2.000			

Washington Nationals @ St. Louis Cardinals  
Roger Dean Stadium, Jupiter, FL  
Sun Apr 01 2012, 1:09 PM - 3:31 PM EDT  
Att: 5,030 - Sunny - 78 F

AB 30  
R 1  
H 5  
RBI 1  
BB 2  
SO 11  
LOB 11







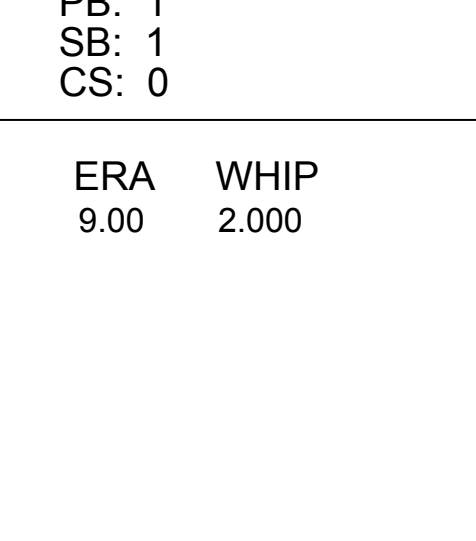


Batter	1	2	3	4	5	6	7	8	9	AB	R	H	RBI	BB	SO	LOB	TOP					
2 Jacoby Ellsbury, L (1, 8) OBP: 0.276, SLG: 0.448 5 Nick Punto, S (6, 5) OBP: 0.350, SLG: 0.314	F7			15 2B	15 WP 2B		16 S 1B		E5 16 2B	3	2	2	1	0	0	0						
15 Dustin Pedroia, R (1, 4) OBP: 0.381, SLG: 0.527 16 Jason Repko, R (6, 8)	G5-3			28 F7 34 G4-3	28 1B		K		2B	3	2	2	3	0	0	0						
28 Adrián González, L (1, 3) OBP: 0.467, SLG: 0.857 98 Daniel Nava, S (6, 9)	G4-3			F7					F7	3	0	1	1	0	0	1						
34 David Ortiz, L (1, 10) OBP: 0.254, SLG: 0.456 10 Kelly Shoppach, R (8, PH) OBP: 0.398, SLG: 0.387	F7			G4-3	F7				HR	3	0	0	1	0	0	1						
20 Kevin Youkilis, R (1, 5) OBP: 0.353, SLG: 0.220 71 Nate Spears, L (7, 5)	F8			K					FC4-6 54 PB	3	0	0	0	0	1	0						
12 Ryan Sweeney, L (1, 9) OBP: 0.250, SLG: 0.302 54 Darnell McDonald, R (6, PH) OBP: 0.512, SLG: 0.816	F8			F8					L5	2	0	0	0	0	0	0						
7 Cody Ross, R (1, 7) OBP: 0.431, SLG: 0.826 77 Pedro Ciriaco, R (6, 4) OBP: 0.444, SLG: 0.651				K					G1-3	3	1	1	0	0	1	0						
39 Jarrod Saltalamacchia, R (1, 2) OBP: 0.333, SLG: 0.361 81 Dan Butler, R (7, 2) OBP: 0.294, SLG: 0.471	P6			2 1B 3 SH2-3	2 BB 15 2B				P6	2	1	0	0	1	0	0						
3 Mike Aviles, R (1, 6) OBP: 0.274, SLG: 0.443 65 Jonathan Hee, R (7, 4) OBP: 0.308, SLG: 0.333	P5			SH2-3					F7	2	0	0	0	0	0	0						
									SH5-3	0	0	0	0	0	0	0						
<b>Inning Stats</b>	R: 0 E: 0 K: 0 S: 8	H: 0 LOB: 0 BB: 0 P: 12	R: 0 E: 0 K: 0 S: 7	H: 0 LOB: 0 BB: 0 P: 12	R: 0 E: 0 K: 1 S: 7	H: 0 LOB: 0 BB: 0 P: 10	R: 2 E: 0 K: 1 S: 14	H: 2 LOB: 1 BB: 1 P: 21	R: 4 E: 0 K: 0 S: 16	H: 4 LOB: 1 BB: 1 P: 28	R: 0 E: 0 K: 1 S: 7	H: 0 LOB: 0 BB: 0 P: 11	R: 0 E: 0 K: 1 S: 12	H: 1 LOB: 1 BB: 0 P: 20	R: 1 E: 0 K: 0 S: 10	H: 2 LOB: 1 BB: 0 P: 19	R: 1 E: 0 K: 1 S: 16	H: 2 LOB: 3 BB: 0 P: 25	1B: 7 2B: 3 3B: 0 HR: 1	SF: 0 SAC: 2 DP: 0 HBP: 1	WP: 1 PB: 1 CS: 1	PA: 41
<b>PITCHER</b>	IP ERA WLS BF H R ER SO BB IBB HBP BLK WP HR S P ERA WHIP	33 Edwin Jackson, R (1, 1) ERA: 6.51	17 Sean Burnett, L (5, 1) ERA: 1.08	48 Ross Detwiler, L (6, 1) ERA: 3.06	35 Craig Stammen, R (7, 1) ERA: 1.98	52 Ryan Mattheus, R (8, 1) ERA: 3.89	<b>PITCHER</b>	IP ERA WLS BF H R ER SO BB IBB HBP BLK WP HR S P ERA WHIP	63 Henry Alberto Rodriguez, R (1, 1) ERA: 0.75	11 Clay Buchholz, R (1, 1) ERA: 5.23	78 Justin Thomas, L (6, 1) ERA: 6.75	64 Michael Bowden, R (7, 1) ERA: 2.45	91 Alfredo Aceves, R (8, 1) ERA: 5.21	80 Chovy Spone, R (9, 1) ERA: 2.08								
<b>Batter</b>	1	2	3	4	5	6	7	8	9	AB	R	H	RBI	BB	SO	LOB	<b>BOTTOM</b>					
20 Ian Desmond, R (1, 6) OBP: 0.326, SLG: 0.463	F7			K						3	1	1	1	2	1	0						
8 Danny Espinosa, S (1, 4) OBP: 0.302, SLG: 0.342	G3-1			K						4	0	1	1	1	1	0						
11 Ryan Zimmerman, R (1, 5) OBP: 0.471, SLG: 0.687 1 Steve Lombardozzi, S (7, 5) OBP: 0.333, SLG: 0.388	K			P6						3	0	0	0	0	0	0						
25 Adam LaRoche, L (1, 3) OBP: 0.452, SLG: 0.273 18 Chad Tracy, L (6, PR) OBP: 0.300, SLG: 0.411	G4-3			21 FC6-4 3 1B						2	1	1	0	1	0	0						
28 Jayson Werth, R (1, 9) OBP: 0.298, SLG: 0.500 15 Brett Carroll, R (7, 9) OBP: 0.275, SLG: 0.254	F9			K						3	0	0	0	0	2	2						
7 Mark DeRosa, R (1, 7) OBP: 0.587, SLG: 0.600 Adrian Sanchez, R (7, PR) 52 Ryan Mattheus, R (8, 1) 26 Jesus Flores, R (8, PH) OBP: 0.327, SLG: 0.451 63 Henry Alberto Rodriguez, R (9, 1)	G6-3			21 FC6-4 1B						3	0	2	0	0	0	0						
21 Xavier Nady, R (1, 10) OBP: 0.304, SLG: 0.273	L1			FC6-4 3 HR						4	2	1	0	0	1	2						
3 Wilson Ramos, R (1, 2) OBP: 0.259, SLG: 0.353	F9			HR						4	2	2	4	0	0	0						
2 Roger Bernadina, L (1, 8) OBP: 0.383, SLG: 0.423	G3-1			G3						3	0	0	0	0	0	0						
<b>Inning Stats</b>	R: 0 E: 0 K: 1 S: 7	H: 0 LOB: 0 BB: 0 P: 8	R: 0 E: 0 K: 0 S: 5	H: 0 LOB: 0 BB: 0 P: 7	R: 0 E: 0 K: 0 S: 7	H: 0 LOB: 0 BB: 0 P: 10	R: 0 E: 0 K: 2 S: 10	H: 0 LOB: 0 BB: 0 P: 15	R: 3 E: 0 K: 1 S: 10	H: 3 LOB: 0 BB: 0 P: 17	R: 1 E: 0 K: 2 S: 10	H: 1 LOB: 1 BB: 1 P: 20	R: 3 E: 0 K: 0 S: 15	H: 3 LOB: 2 BB: 2 P: 26	R: 0 E: 0 K: 2 S: 8	H: 0 LOB: 0 BB: 0 P: 12	R: 0 E: 0 K: 0 S: 9	H: 1 LOB: 2 BB: 1 P: 21	1B: 6 2B: 0 3B: 0 HR: 2	SF: 1 SAC: 1 DP: 0 HBP: 0	WP: 0 PB: 0 CS: 0	PA: 38
<b>PITCHER</b>	IP ERA WLS BF H R ER SO BB IBB HBP BLK WP HR S P ERA WHIP	11 Clay Buchholz, R (1, 1) ERA: 5.23	78 Justin Thomas, L (6, 1) ERA: 6.75	64 Michael Bowden, R (7, 1) ERA: 2.45	91 Alfredo Aceves, R (8, 1) ERA: 5.21	80 Chovy Spone, R (9, 1) ERA: 2.08	<b>PITCHER</b>	IP ERA WLS BF H R ER SO BB IBB HBP BLK WP HR S P ERA WHIP	63 Henry Alberto Rodriguez, R (1, 1) ERA: 0.75	11 Clay Buchholz, R (1, 1) ERA: 5.23	78 Justin Thomas, L (6, 1) ERA: 6.75	64 Michael Bowden, R (7, 1) ERA: 2.45	91 Alfredo Aceves, R (8, 1) ERA: 5.21	80 Chovy Spone, R (9, 1) ERA: 2.08								

**Boston Red Sox @ Washington Nationals**  
Nationals Park, Washington, DC  
Tue Apr 03 2012, 3:07 PM - 6:14 PM EDT  
Att: 30,568 - Sunny - 68 F

livebaseballscorecards.com

AB 37  
R 8  
H 11  
RBI 8  
BB 1  
SO 5  
LOB 12



**Boston Red Sox @ Washington Nationals**  
Nationals Park, Washington, DC  
Tue Apr 03 2012, 3:07 PM - 6:14 PM EDT  
Att: 30,568 - Sunny - 68 F

AB 32  
R 7  
H 8  
RBI 7  
BB 4  
SO 8  
LOB 6









Batter	1	2	3	4	5	6	7	8	9	AB	R	H	RBI	BB	SO	LOB	TOP										
20 Ian Desmond, R OBP: 0.400, SLG: 0.333	G1-3			25 HR BB	L7			K		4	1	0	0	1	1	5	Washington Nationals @ Chicago Cubs Wrigley Field, Chicago, IL Sat Apr 07 2012, 12:10 PM - 3:29 PM CDT Att: 40,102 - Sunny - 60 F										
8 Danny Espinosa, S OBP: 0.400, SLG: 0.625	G6-4-3 1B			K		P4		HR	G4-3	5	1	2	1	0	1	1											
11 Ryan Zimmerman, R (1.5)	G6-4-3			F9		K		25 1B 18 1B	G6-3	5	1	1	0	0	1	2											
25 Adam LaRoche, L OBP: 0.556, SLG: 0.875		F8		HR		1B		18 1B 28 BB		5	2	4	2	0	0	0											
28 Jayson Werth, R (1.9)		K		G4-3		K		18 1B 2B	K	4	1	0	0	1	3	2											
7 Mark DeRosa, R (1.7)																											
52 Ryan Mattheus, R (7.1)																											
18 Chad Tracy, L (8. PH)																											
15 Brett Carroll, R (8.8)																											
2 Roger Bernadina, L OBP: 0.250, SLG: 0.375																											
3 Wilson Ramos, R (1.2)																											
47 Gio González, R (1.1)																											
35 Craig Stammen, R (4.1)																											
1 Steve Lombardozzi, S OBP: 0.500, SLG: 0.500																											
36 Tyler Clippard, R (8.1)																											
63 Henry Alberto Rodriguez, R																											
<b>Inning Stats</b>	R: 0 E: 0 K: 0 S: 9	H: 1 LOB: 0 BB: 0 P: 12	R: 0 E: 0 K: 1 S: 6	H: 0 LOB: 0 BB: 0 P: 8	R: 0 E: 0 K: 0 S: 7	H: 0 LOB: 0 BB: 0 P: 10	R: 2 E: 0 K: 1 S: 15	H: 1 LOB: 0 BB: 0 P: 27	R: 0 E: 0 K: 1 S: 13	H: 2 LOB: 2 BB: 0 P: 22	R: 0 E: 0 K: 2 S: 8	H: 1 LOB: 0 BB: 0 P: 10	R: 0 E: 0 K: 0 S: 6	H: 0 LOB: 0 BB: 0 P: 8	R: 5 E: 0 K: 1 S: 29	H: 6 LOB: 3 BB: 2 P: 49	R: 0 E: 0 K: 1 S: 12	H: 1 LOB: 1 BB: 0 P: 16	1B: 9 2B: 1 3B: 0 HR: 2	SF: 0 SAC: 1 DP: 1 HBP: 0	WP: 0 PB: 0 SB: 0 CS: 0	PA: 41					
<b>PITCHER</b>	IP WLS BF H R ER SO BB IBB HBP BLK WP HR S P ERA WHIP	6.0 H 3 0 0 0 2 1 0 0 0 0 1 58 91 3.00 1.000	1.0 H 3 0 0 0 0 0 0 0 0 0 0 6 8 0.00 0.000	0.2 L 5 3 0 3 1 0 0 0 0 0 0 1 14 19 40.50 4.500	0.0 B 4 2 1 1 0 2 0 0 0 0 0 0 10 23 ∞ ∞	1.1 6 2 1 1 1 0 0 0 0 0 0 0 17 23 6.75 1.500											IP WLS BF H R ER SO BB IBB HBP BLK WP HR S P ERA WHIP										
22 Matt Garza, R (1.1)	6.0	H: 3	BF: 23	H: 5	R: 2	ER: 2	SO: 5	BB: 1	IBB: 0	HBP: 0	BLK: 0	WP: 0	HR: 1	S: 58	P: 91	ERA: 3.00	WHIP: 1.000										
48 Rafael Dolis, R (7.1)	1.0	H: 3	BF: 3	H: 0	R: 0	ER: 0	SO: 0	BB: 0	IBB: 0	HBP: 0	BLK: 0	WP: 0	HR: 0	S: 6	P: 8	ERA: 0.00	WHIP: 0.000										
34 Kerry Wood, R (8.1)	0.2	L: 5	BF: 3	H: 0	R: 3	ER: 3	SO: 1	BB: 0	IBB: 0	HBP: 0	BLK: 0	WP: 0	HR: 1	S: 14	P: 19	ERA: 40.50	WHIP: 4.500										
49 Carlos Marmol, R (8.1)	0.0	B: 4	BF: 2	H: 2	R: 1	ER: 1	SO: 0	BB: 2	IBB: 0	HBP: 0	BLK: 0	WP: 0	HR: 0	S: 10	P: 23	ERA: ∞	WHIP: ∞										
54 Shawn Camp, R (8.1)	1.1	6	BF: 2	H: 1	R: 1	ER: 1	SO: 1	BB: 0	IBB: 0	HBP: 0	BLK: 0	WP: 0	HR: 0	S: 17	P: 23	ERA: 6.75	WHIP: 1.500										
<b>Batter</b>	1	2	3	4	5	6	7	8	9	AB	R	H	RBI	BB	SO	LOB	BOTTOM										
5 Reed Johnson, R (1.9)	K	K		21 1B 3B		21 WP HBP		K		4	1	1	2	0	3	2	Washington Nationals @ Chicago Cubs Wrigley Field, Chicago, IL Sat Apr 07 2012, 12:10 PM - 3:29 PM CDT Att: 40,102 - Sunny - 60 F										
21 Joe Mather, R (1.5)				FC5		K				3	1	1	1	1	1	2											
2 Ian Stewart, L (8.5)	13 1B 3 WP BB			G6-3		K				0	0	0	0	1	0	0											
13 Starlin Castro, R (1.6)	3 1B			F9		G5-3				5	0	2	0	0	1	3											
12 Alfonso Soriano, R (1.7)				FC5						4	0	1	0	0	1	4											
34 Kerry Wood, R (8.1)										0	0	0	0	0	0	0											
49 Carlos Marmol, R (8.1)										0	0	0	0	0	0	0											
54 Shawn Camp, R (8.1)										0	0	0	0	0	0	0											
11 Blake DeWitt, L (9. PH)										1	0	0	0	0	1	1											
3 Jeff Baker, R (1.3)										4	0	0	0	1	3	2											
18 Geovany Soto, R (1.2)										4	1	1	0	0	0	2											
24 Marlon Byrd, R (1.8)										3	1	0	0	1	0	0											
15 Darwin Barney, R (1.4)										4	0	2	0	0	1	2											
22 Matt Garza, R (1.1)										2	0	0	0	0	2	3											
6 Bryan LaHair, L (6. PH)										1	0	0	0	0	0	1											
48 Rafael Dolis, R (7.1)										0	0	0	0	0	0	0											
9 David DeJesus, L (8.9)										0	0	0	0	1	0	0											
<b>Inning Stats</b>	R: 1 E: 0 K: 1 S: 13	H: 1 LOB: 2 BB: 2 P: 25	R: 0 E: 0 K: 2 S: 10	H: 1 LOB: 1 BB: 0 P: 15	R: 0 E: 0 K: 1 S: 10	H: 1 LOB: 1 BB: 0 P: 11	R: 3 E: 0 K: 2 S: 15	H: 4 LOB: 2 BB: 1 P: 26	R: 0 E: 0 K: 0 S: 4	H: 0 LOB: 0 BB: 0 P: 9	R: 0 E: 0 K: 1 S: 10	H: 1 LOB: 2 BB: 0 P: 16	R: 0 E: 0 K: 2 S: 9	H: 0 LOB: 0 BB: 0 P: 10	R: 0 E: 0 K: 1 S: 18	H: 0 LOB: 1 BB: 1 P: 28	R: 0 E: 0 K: 3 S: 15	H: 0 LOB: 1 BB: 1 P: 21	1B: 7 2B: 0 3B: 1 HR: 0	SF: 0 SAC: 0 DP: 0 HBP: 1	WP: 2 PB: 0 SB: 0 CS: 0	PA: 41					
<b>PITCHER</b>	IP WLS BF H R ER SO BB IBB HBP BLK WP HR S P ERA WHIP	3.2 21 9 1 0 0 1 0 0 0 0 1 0 16 28 0.00 0.429	1.0 W 3 0 0 0 2 0 0 0 0 0 0 9 10 0.00 0.000	1.0 H 4 0 0 0 0 1 1 0 0 0 0 0 18 28 0.00 1.000	1.0 S 4 0 0 0 3 1 0 0 0 0 0 0 15 21 0.00 1.000											IP WLS BF H R ER SO BB IBB HBP BLK WP HR S P ERA WHIP											
47 Gio González, L (1.1)	3.2	W: 9	BF: 21	H: 7	R: 1	ER: 0	SO: 6	BB: 3	IBB: 0	HBP: 0	BLK: 0	WP: 1	HR: 0	S: 46	P: 74	ERA: 0.00	WHIP: 0.429										
35 Craig Stammen, R (4.1)	2.1	W: 3	BF: 9	H: 1	R: 0	ER: 0	SO: 1	BB: 0	IBB: 0	HBP: 0	BLK: 0	WP: 0	HR: 0	S: 9	P: 10	ERA: 0.00	WHIP: 0.000										
52 Ryan Mattheus, R (7.1)	1.0	W: 3	BF: 3	H: 0	R: 0	ER: 0	SO: 2	BB: 0	IBB: 0	HBP: 0	BLK: 0	WP: 0	HR: 0	S: 10	P: 10	ERA: 0.00	WHIP: 0.000										
36 Tyler Clippard, R (8.1)	1.0	H: 4	BF: 4	H: 0	R: 0	ER: 0	SO: 1	BB: 1	IBB: 0	HBP: 0	BLK: 0	WP: 0	HR: 18	S: 28	P: 28	ERA: 0.00	WHIP: 1.000										
63 Henry Alberto Rodriguez, R (1.0)	1.0	S: 4	BF: 4	H: 0	R: 0	ER: 0	SO: 3	BB: 1	IBB: 0	HBP: 0	BLK: 0	WP: 0	HR: 15	S: 21	P: 21	ERA: 0.00	WHIP: 1.000										
<b>Batter</b>	1	2	3	4	5	6	7	8	9	AB	R	H	RBI	BB	SO	LOB	CUBS										
47 Gio González, L (1.1)																	Washington Nationals @ Chicago Cubs Wrigley Field, Chicago, IL Sat Apr 07 2012, 12:10 PM - 3:29 PM CDT Att: 40,102 - Sunny - 60 F										
35 Craig Stammen, R (4.1)																											
52 Ryan Mattheus, R (7.1)																											
36 Tyler Clippard, R (8.1)																											
9 David DeJesus, L (8.9)																											
<b>Inning Stats</b>	R: 1 E: 0 K: 1 S: 13	H: 1 LOB: 2 BB: 2 P: 25	R: 0 E: 0 K: 2 S: 10	H: 1 LOB: 1 BB: 0 P: 15	R: 0 E: 0 K: 1 S: 10	H: 1 LOB: 1 BB: 0 P: 11	R: 3 E: 0 K: 2 S: 15	H: 4 LOB: 2 BB: 1 P: 26	R: 0 E: 0 K: 0 S: 4	H: 0 LOB: 0 BB: 0 P: 9	R: 0 E: 0 K: 1 S: 10	H: 1 LOB: 2 BB: 0 P: 16	R: 0 E: 0 K: 2 S: 9	H: 0 LOB: 0 BB: 0 P: 10	R: 0 E: 0 K: 1 S: 18	H: 0 LOB: 1 BB: 1 P: 28		R: 0 E: 0 K: 3 S: 15	H: 0 LOB: 1 BB: 1 P: 21	1B: 7 2B: 0 3B: 1 HR: 0	SF: 0 SAC: 0 DP: 0 HBP: 1	WP: 2 PB: 0 SB: 0 CS: 0	PA: 41				
<b>PITCHER</b>	IP WLS BF H R ER SO BB IBB HBP BLK WP HR S P ERA WHIP	3.2 21 9 1 0 0 1 0 0 0 0 1 0 16 28 0.00 0.429	1.0 W 3 0 0 0 2 0 0 0 0 0 0 9 10 0.00 0.000	1.0 H 4 0 0 0 0 1 1 0 0 0 0 0 18 28 0.00 1.000	1.0 S 4 0 0 0 3 1 0 0 0 0 0 0 15 21 0.00 1.000											IP WLS BF H R ER SO BB IBB HBP BLK WP HR S P ERA WHIP											







Batter	1	2	3	4	5	6	7	8	9	AB	R	H	RBI	BB	SO	LOB	TOP				
20 Ian Desmond, R OBP: 0.368, SLG: 0.389										5	1	1	0	0	2	5					
8 Danny Espinosa, S OBP: 0.316, SLG: 0.400										4	1	1	0	1	3	2					
11 Ryan Zimmerman, R OBP: 0.333, SLG: 0.267										4	1	2	1	1	0	1					
25 Adam LaRoche, L OBP: 0.529, SLG: 0.867										3	0	2	2	1	0	2					
28 Javson Werth, R OBP: 0.235, SLG: 0.214										4	0	1	0	0	2	5					
7 Mark DeRosa, R 63 Henry Alberto Rodriguez, R										4	0	0	0	0	0	3					
2 Roger Bernadina, L OBP: 0.133, SLG: 0.200										4	0	0	0	0	1	0					
26 Jesus Flores, R OBP: 0.500, SLG: 0.500										4	0	2	0	0	1	0					
33 Edwin Jackson, R 21 Xavier Nady, R 32 Tom Gorzelanny, R 1 Steve Lombardozzi, S										2	0	0	0	0	1	1					
<b>Inning Stats</b>	R: 1 H: 3 E: 0 K: 2 S: 15	H: 3 LOB: 2 BB: 0 P: 29	R: 0 H: 0 E: 0 K: 2 S: 9	H: 0 LOB: 0 BB: 12	R: 2 H: 4 E: 0 K: 1 S: 12	H: 4 LOB: 1 BB: 0 P: 18	R: 0 H: 1 E: 1 K: 0 S: 7	H: 1 LOB: 1 BB: 0 P: 12	R: 0 H: 0 E: 0 K: 2 S: 11	H: 2 LOB: 2 BB: 1 P: 20	R: 0 H: 0 E: 0 K: 0 S: 8	H: 0 LOB: 0 BB: 2 P: 19	R: 0 H: 0 E: 0 K: 0 S: 7	H: 0 LOB: 0 BB: 0 P: 11	R: 0 H: 0 E: 0 K: 1 S: 8	H: 0 LOB: 1 BB: 1 P: 15	1B: 8 2B: 1 3B: 1 HR: 0	SF: 0 SAC: 0 DP: 2 HBP: 0	WP: 0 PB: 0 SB: 0 CS: 0	PA: 39	
<b>PITCHER</b>	IP WLS BF H R ER SO BB IBB HBP BLK WP HR S P ERA WHIP	IP WLS BF H R ER SO BB IBB HBP BLK WP HR S P ERA WHIP	IP WLS BF H R ER SO BB IBB HBP BLK WP HR S P ERA WHIP	IP WLS BF H R ER SO BB IBB HBP BLK WP HR S P ERA WHIP	IP WLS BF H R ER SO BB IBB HBP BLK WP HR S P ERA WHIP	IP WLS BF H R ER SO BB IBB HBP BLK WP HR S P ERA WHIP	IP WLS BF H R ER SO BB IBB HBP BLK WP HR S P ERA WHIP	IP WLS BF H R ER SO BB IBB HBP BLK WP HR S P ERA WHIP	IP WLS BF H R ER SO BB IBB HBP BLK WP HR S P ERA WHIP	IP WLS BF H R ER SO BB IBB HBP BLK WP HR S P ERA WHIP	IP WLS BF H R ER SO BB IBB HBP BLK WP HR S P ERA WHIP	IP WLS BF H R ER SO BB IBB HBP BLK WP HR S P ERA WHIP	IP WLS BF H R ER SO BB IBB HBP BLK WP HR S P ERA WHIP	IP WLS BF H R ER SO BB IBB HBP BLK WP HR S P ERA WHIP	IP WLS BF H R ER SO BB IBB HBP BLK WP HR S P ERA WHIP	IP WLS BF H R ER SO BB IBB HBP BLK WP HR S P ERA WHIP	IP WLS BF H R ER SO BB IBB HBP BLK WP HR S P ERA WHIP	IP WLS BF H R ER SO BB IBB HBP BLK WP HR S P ERA WHIP	IP WLS BF H R ER SO BB IBB HBP BLK WP HR S P ERA WHIP	IP WLS BF H R ER SO BB IBB HBP BLK WP HR S P ERA WHIP	IP WLS BF H R ER SO BB IBB HBP BLK WP HR S P ERA WHIP

Washington Nationals @ New York Mets  
Citi Field, Flushing, NY  
Mon Apr 09 2012, 7:13 PM - 10:30 PM EDT  
Att: 23,970 - Cloudy - 61 F

AB	35
R	3
H	10
RBI	3
BB	4
SO	10
LOB	19



Batter	1	2	3	4	5	6	7	8	9	AB	R	H	RBI	BB	SO	LOB	BOTTOM				
11 Rubén Tejada, R OBP: 0.471, SLG: 0.571										3	0	1	0	1	1	1					
28 Daniel Murphy, L OBP: 0.421, SLG: 0.556										5	0	2	1	0	0	2					
5 David Wright, R OBP: 0.647, SLG: 0.833										3	0	1	1	1	1	3					
29 Ike Davis, L										4	0	0	0	0	1	5					
44 Jason Bay, R OBP: 0.313, SLG: 0.167										3	0	0	0	1	2	2					
21 Lucas Duda, L OBP: 0.250, SLG: 0.600										4	0	0	0	0	0	1					
30 Josh Thole, L OBP: 0.636, SLG: 0.778										2	1	1	0	2	0	0					
9 Kirk Nieuwenhuis, L OBP: 0.375, SLG: 0.750										3	1	1	2	0	1	2					
12 Scott Hairston, R OBP: 0.333, SLG: 0.500										1	0	0	0	0	1	1					
34 Mike Pelfrey, R 47 Miguel Batista, R 52 Ramon E Ramirez, R 2 Justin Turner, R 60 Jon Rauch, R 23 Mike Baxter, L										2	1	1	0	0	0	0					
<b>Inning Stats</b>	R: 0 H: 1 E: 0 K: 2 S: 10	H: 1 LOB: 2 BB: 1 P: 18	R: 0 H: 0 E: 0 K: 1 S: 7	H: 0 LOB: 0 BB: 0 P: 12	R: 1 H: 2 E: 0 K: 0 S: 10	H: 2 LOB: 1 BB: 0 P: 18	R: 2 H: 1 E: 0 K: 1 S: 9	H: 1 LOB: 0 BB: 1 P: 15	R: 0 H: 0 E: 0 K: 2 S: 8	H: 0 LOB: 2 BB: 2 P: 17	R: 0 H: 1 E: 0 K: 0 S: 11	H: 1 LOB: 2 BB: 1 P: 20	R: 0 H: 1 E: 0 K: 1 S: 10	H: 1 LOB: 1 BB: 0 P: 14	R: 1 H: 1 E: 1 K: 0 S: 5	H: 1 LOB: 2 BB: 1 P: 12	1B: 3 2B: 3 3B: 0 HR: 1	SF: 0 SAC: 1 DP: 0 HBP: 0	WP: 0 PB: 0 SB: 0 CS: 1	PA: 39	
<b>PITCHER</b>	IP WLS BF H R ER SO BB IBB HBP BLK WP HR S P ERA WHIP	IP WLS BF H R ER SO BB IBB HBP BLK WP HR S P ERA WHIP	IP WLS BF H R ER SO BB IBB HBP BLK WP HR S P ERA WHIP	IP WLS BF H R ER SO BB IBB HBP BLK WP HR S P ERA WHIP	IP WLS BF H R ER SO BB IBB HBP BLK WP HR S P ERA WHIP	IP WLS BF H R ER SO BB IBB HBP BLK WP HR S P ERA WHIP	IP WLS BF H R ER SO BB IBB HBP BLK WP HR S P ERA WHIP	IP WLS BF H R ER SO BB IBB HBP BLK WP HR S P ERA WHIP	IP WLS BF H R ER SO BB IBB HBP BLK WP HR S P ERA WHIP	IP WLS BF H R ER SO BB IBB HBP BLK WP HR S P ERA WHIP	IP WLS BF H R ER SO BB IBB HBP BLK WP HR S P ERA WHIP	IP WLS BF H R ER SO BB IBB HBP BLK WP HR S P ERA WHIP	IP WLS BF H R ER SO BB IBB HBP BLK WP HR S P ERA WHIP	IP WLS BF H R ER SO BB IBB HBP BLK WP HR S P ERA WHIP	IP WLS BF H R ER SO BB IBB HBP BLK WP HR S P ERA WHIP	IP WLS BF H R ER SO BB IBB HBP BLK WP HR S P ERA WHIP	IP WLS BF H R ER SO BB IBB HBP BLK WP HR S P ERA WHIP	IP WLS BF H R ER SO BB IBB HBP BLK WP HR S P ERA WHIP	IP WLS BF H R ER SO BB IBB HBP BLK WP HR S P ERA WHIP	IP WLS BF H R ER SO BB IBB HBP BLK WP HR S P ERA WHIP	IP WLS BF H R ER SO BB IBB HBP BLK WP HR S P ERA WHIP

Washington Nationals @ New York Mets  
Citi Field, Flushing, NY  
Mon Apr 09 2012, 7:13 PM - 10:30 PM EDT  
Att: 23,970 - Cloudy - 61 F

AB	31
R	4
H	7
RBI	4
BB	6
SO	7
LOB	17














Batter	1	2	3	4	5	6	7	8	9	10	AB	R	H	RBI	BB	SO	LOB			
6 Drew Stubbs, R OBP: 0.222, SLG: 0.160	(1, 8) C FF 92 3-3 B SI 92 S SI 94 B CU 80 C SI 94		X CH 83 0-0 E5			C SI 94 2-2 B SI 94 B CU 80 X FF 95		C FF 94 1-3 B SI 94 B CU 80 X FF 95		F C 83 0-3 B SI 94 S SI 94 B CU 80		5	0	0	0	0	3	1		
2 Zack Cozart, R OBP: 0.433, SLG: 0.704	(1, 6) B SI 93 1-1 X CH 85	G6-3	F SI 93 1-3 B SI 93 S CH 81			C SI 94 3-3 B SI 94 B CU 80 S CH 81		C FF 94 0-1 X SL 81	G6-3	F C 83 1-3 B SI 94 S SI 94		5	0	0	0	0	3	1		
19 Joey Votto, L OBP: 0.379, SLG: 0.500	(1, 3) C FF 94 2-3 B SI 94 B CU 80 S SI 94			C CU 78 0-1 X SI 92	G1-6-3							3	1	0	0	1	2	0		
27 Scott Rolen, R OBP: 0.162, SLG: 0.238	(1, 5) B SI 90 2-2 B SI 91 C CH 86 X FF 93	F9	K SI 93 1-0 X SI 93	G4-3								4	1	1	0	0	0	0		
32 Jay Bruce, L OBP: 0.310, SLG: 0.731	(1, 9) B FF 94 2-1 B CU 78 S FF 93 X SI 94			C SI 93 2-2 B SI 94 B CU 80 X CU 79	G4-3							3	0	1	0	1	0	0		
46 Ryan Ludwick, R OBP: 0.278, SLG: 0.200	(1, 7) C SI 93 1-2 B CH 86 F FF 93 C CU 81 X FF 93	P4		F CH 94 1-2 F SI 93 B CU 82 X CH 85	L5							4	0	1	2	0	1	1		
15 Wilson Valdez, R OBP: 0.400, SLG: 0.500	(1, 4) B SI 93 1-0 X CH 85	G5-3		B SI 94 1-1 X CU 78	G4-3							4	0	1	0	0	0	3		
39 Devin Mesoraco, R OBP: 0.300, SLG: 0.333	(1, 2) X SI 92 0-0	G6-3		X SI 94 0-0								4	0	1	0	0	0	3		
55 Mat Latos, R 63 Sam LeCure, R 28 Chris Heisey, R 33 Jose Arredondo, R 9 Willie Harris, L 31 Alfredo Simon, R	(1, 11) (6, 1) (8, PR) (8, 1) (10, PR) (10, 1)		B SI 92 2-1 C SI 92 X SI 93	G3	C FF 94 1-3 C SI 94 D CU 80 C CH 80							2	0	0	0	0	0	1	1	
<b>Inning Stats</b>	R: 0 E: 0 K: 2 S: 9	H: 0 LOB: 0 BB: 0 P: 15	R: 0 E: 0 K: 0 S: 11	H: 1 LOB: 1 BB: 0 P: 17	R: 0 E: 0 K: 1 S: 7	H: 0 LOB: 1 BB: 0 P: 10	R: 0 E: 0 K: 0 S: 6	H: 0 LOB: 0 BB: 0 P: 9	R: 0 E: 0 K: 1 S: 11	H: 0 LOB: 0 BB: 0 P: 17	R: 0 E: 0 K: 2 S: 17	H: 1 LOB: 1 BB: 0 P: 23	R: 2 E: 0 K: 0 S: 13	H: 2 LOB: 2 BB: 2 P: 24	R: 0 E: 0 K: 3 S: 9	H: 0 LOB: 0 BB: 0 P: 10	1B: 1 2B: 4 3B: 0 HR: 0	SF: 0 SAC: 0 DP: 0 HBP: 0	WP: 0 PA: 38	
<b>PITCHER</b>	IP 7.0	WLS 24	BF 24	H 2	R 0	ER 0	SO 7	BB 0	IBB 0	HBP 0	BLK 0	WP 0	HR 0	S 64	P 97	ERA 0.00	WHIP 0.286			
47 Gio González, L ERA: 3.38	(1, 1)	IP 7.0	WLS 24	BF 24	H 2	R 0	ER 0	SO 7	BB 0	IBB 0	HBP 0	BLK 0	WP 0	HR 0	S 64	P 97	ERA 0.00	WHIP 0.286		
36 Tyler Clippard, R ERA: 2.25	(8, 1)	1.0	H 4	1	0	0	2	0	0	0	0	0	0	0	17	23	0.00	1.000		
54 Brad Lidge, R ERA: 6.0	(9, 1)	1.0	B 7	2	2	2	0	1	1	0	0	0	0	13	24	18.00	3.000			
35 Craig Stammen, R ERA: 1.93	(10, 1)	1.0	W 3	0	0	0	3	0	0	0	0	0	0	9	10	0.00	0.000			

**Cincinnati Reds @ Washington Nationals**  
 Nationals Park, Washington, DC  
 Thu Apr 12 2012, 1:10 PM - 4:20 PM EDT  
 Att. 40,907 - Partly Cloudy - 56 F

livebaseballscores.com

AB 36  
 R 2  
 H 5  
 RBI 2  
 BB 2  
 SO 12  
 LOB 11




WP: 0 PA: 38  
 PB: 0  
 SB: 0  
 CS: 0

Batter	1	2	3	4	5	6	7	8	9	10	AB	R	H	RBI	BB	SO	LOB						
20 Ian Desmond, R OBP: 0.441, SLG: 0.563	(1, 6) X FF 90 0-0	F8	F FC 93 3-2 B SI 95 S CU 80 B CH 81 X CH 83		C CU 80 1-2 F CH 85 F SI 81 B CU 81 B CH 81 X CH 83							5	1	3	0	0	0						
8 Danny Espinosa, S OBP: 0.367, SLG: 0.318	(1, 4) B FF 92 4-2 S CH 82 B SI 84 F SI 81 F CH 82 B SI 91 F SI 93		X CH 83 0-0	G3	D CH 85 4-2 B SI 94 B CH 84 B CH 85							3	1	0	0	2	0	4					
11 Ryan Zimmerman, R OBP: 0.333, SLG: 0.269	(1, 5) B FC 91 1-1 F SI 92 X CH 80	F7		B CH 83 2-2 F SI 94 B FC 93 B CH 84 X CH 81								4	1	0	0	0	0	4					
25 Adam LaRoche, L OBP: 0.406, SLG: 0.586	(1, 3) 1 SAFE D CH 81 X CH 83	F7		B SI 93 0-1 X SI 93								5	0	2	2	0	0	2					
28 Jayson Werth, R OBP: 0.406, SLG: 0.407	(1, 9) C CU 78 2-3 F SI 91 B CU 78 S SL 81	K		B FF 94 1-1 B SI 81 X CH 84								5	0	2	0	0	1	3					
21 Xavier Nady, R OBP: 0.250, SLG: 0.211	(1, 7) F C 93 2-2 B SI 92 S CU 78 X CU 78	G6-3		B FC 91 4-2 S CU 78 1 SAFE D SI 81 B FC 94 F SI 94								4	0	0	0	1	1	3					
2 Roger Bernadina, L OBP: 0.125, SLG: 0.167	(1, 8) C CH 84 3-2 F SI 92 B CU 79 B SI 82 B CH 86 X FC 95	F8		B CH 85 1-1 B CU 79 X CH 85								5	0	0	0	0	0	3					
3 Wilson Ramos, R OBP: 0.350, SLG: 0.389	(1, 2) C FC 92 3-2 F SI 94 B SI 92 F CU 79 B FC 94 X CH 84	G5-3		C FC 92 0-2 X SI 93								4	0	1	0	0	0	0					
15 Brett Carroll, R	(9, PR)											0	0	0	0	0	0	0					
26 Jesus Flores, R OBP: 0.556, SLG: 0.429	(10, 2)											0	0	0	0	0	0	0					
47 Gio González, R 18 Chad Fournier, L 36 Tyler Clippard, R 54 Brad Lidge, R 7 Mark DeRosa, R 35 Craig Stammen, R	(1, 11) (7, PR) (8, 1) (9, 1) (9, PR) (10, 1)											2	0	1	0	0	0	0					
<b>Inning Stats</b>	R: 0 E: 0 K: 0 S: 12	H: 0 LOB: 1 BB: 1 P: 18	R: 0 E: 0 K: 1 S: 10	H: 0 LOB: 0 BB: 0 P: 17	R: 0 E: 0 K: 0 S: 10	H: 1 LOB: 1 BB: 0 P: 17	R: 0 E: 0 K: 0 S: 11	H: 1 LOB: 2 BB: 1 P: 19	R: 2 E: 0 K: 0 S: 19	H: 3 LOB: 2 BB: 1 P: 28	R: 0 E: 0 K: 1 S: 6	H: 0 LOB: 0 BB: 0 P: 8	R: 0 E: 0 K: 0 S: 9	H: 0 LOB: 0 BB: 0 P: 12	R: 0 E: 0 K: 0 S: 8	H: 1 LOB: 1 BB: 0 P: 12	R: 0 E: 0 K: 0 S: 9	H: 2 LOB: 2 BB: 1 P: 16	R: 1 E: 0 K: 0 S: 7	H: 1 LOB: 1 BB: 0 P: 16	1B: 8 2B: 1 3B: 0 HR: 0	SF: 0 SAC: 0 DP: 1 HBP: 1	WP: 1 PA: 43 PB: 0 SB: 0 CS: 0
<b>PITCHER</b>	IP 5.0	WLS 23	BF 23	H 5	R 2	ER 2	SO 1	BB 3	IBB 0	HBP 0	BLK 0	WP 0	HR 0	S 62	P 99	ERA 3.60	WHIP 1.600						
55 Mat Latos, R ERA: 5.59	(1, 1)	IP 5.0	WLS 23	BF 23	H 5	R 2	ER 2	SO 1	BB 3	IBB 0	HBP 0	BLK 0	WP 0	HR 0	S 62	P 99	ERA 3.60	WHIP 1.600					
63 Sam LeCure, R ERA: 3.6	(6, 1)	2.0	6	0	0	1	0	0	0	0	0	0	0	15	20	0.00	0.000						
33 Jose Arredondo, R ERA: 5.4	(8, 1)	2.0	9	3	0	0	0	1	0	0	0	0	0	17	28	0.00	2.000						
31 Alfredo Simon, R ERA: 8.1	(10, 1)	0.2	L	5	1	1	1	0	0	0	1	0	0	7	16	13.50	1.500						

**Cincinnati Reds @ Washington Nationals**  
 Nationals Park, Washington, DC  
 Thu Apr 12 2012, 1:10 PM - 4:20 PM EDT  
 Att. 40,907 - Partly Cloudy - 56 F

livebaseballscores.com

AB 38  
 R 3  
 H 9  
 RBI 2  
 BB 4  
 SO 2  
 LOB 19



WP: 1 PA: 43  
 PB: 0  
 SB: 0  
 CS: 0



Batter	1	2	3	4	5	6	7	8	9	10	11	12	13	AB	R	H	RBI	BB	SO	LOB	TOP
6 Drew Stubbs, R OBP: 0.162, SLG: 0.129	L9		FC6-4		K			G5-3		K		K		6	0	0	0	0	3	3	
15 Wilson Valdez, R OBP: 0.250, SLG: 0.313	G1-3		G5-3		F8			G5-3			G5-3		K	6	0	0	0	0	1	1	
19 Joey Votto, L OBP: 0.457, SLG: 0.519				BB							K			3	0	2	0	3	1	0	
27 Scott Rolen, R OBP: 0.179, SLG: 0.192	L8				G6-3			L4-3						5	0	0	0	1	1	5	
32 Jay Bruce, L OBP: 0.295, SLG: 0.413														5	0	0	0	0	1	2	
31 Alfredo Simon, R														0	0	0	0	0	0	0	
4 Brandon Phillips, R OBP: 0.294, SLG: 0.250														1	0	0	0	0	1	1	
51 Sean Marshall, L														0	0	0	0	0	0	0	
48 Ryan Ludwick, R OBP: 0.261, SLG: 0.250														5	0	1	0	0	1	1	
9 Willie Harris, L OBP: 0.077, SLG: 0.154														4	1	1	0	0	0	0	
2 Zack Cozart, R OBP: 0.414, SLG: 0.679														1	0	0	0	0	0	1	
29 Ryan Hanigan, R OBP: 0.250, SLG: 0.118														4	0	0	0	1	0	2	
61 Bronson Arroyo, R OBP: 0.250, SLG: 0.250														2	0	1	1	0	0	2	
45 Bill Bray, L														0	0	0	0	0	0	0	
66 Logan Ondrusek, R														1	0	0	0	0	0	0	
43 Miguel Cairo, R														0	0	0	0	0	0	0	
54 Arodis Chapman, L														1	0	0	0	0	0	0	
28 Chris Heaney, R														1	0	0	0	0	1	2	
<b>Inning Stats</b>	R: 0 E: 0 K: 0 S: 10	H: 0 LOB: 1 BB: 1 P: 14	R: 0 E: 0 K: 1 S: 7	H: 0 LOB: 0 BB: 0 P: 11	R: 0 E: 0 K: 1 S: 15	H: 1 LOB: 1 BB: 0 P: 21	R: 0 E: 0 K: 0 S: 9	H: 1 LOB: 0 BB: 0 P: 12	R: 0 E: 2 K: 1 S: 14	H: 0 LOB: 2 BB: 0 P: 19	R: 0 E: 0 K: 0 S: 11	H: 0 LOB: 1 BB: 1 P: 18	R: 0 E: 0 K: 1 S: 12	H: 1 LOB: 2 BB: 1 P: 20	R: 0 E: 0 K: 3 S: 12	H: 1 LOB: 1 BB: 1 P: 18	1B: 3 2B: 3 3B: 0 HR: 0	SF: 1 SAC: 0 DP: 1 HBP: 0	W/P: 0 PB: 0 SB: 1 CS: 0	PA: 50	
<b>PITCHER</b>	IP 7.0	WLS 27	BF 43	H 3	R 1	ER 1	SO 3	BB 2	IBB 0	HBP 0	BLK 0	WP 0	HR 0	S 71	P 100	ERA 1.29	WHIP 0.714				
27 Jordan Zimmermann, R ERA: 1.29																					
52 Ryan Mattheus, R ERA: 5.4																					
63 Henry Alberto Rodriguez, R ERA:																					
54 Brad Lidge, R ERA: 4.5																					
32 Tom Gorzelanny, L ERA:																					

Cincinnati Reds @ Washington Nationals  
Nationals Park, Washington, DC  
Fri Apr 13 2012, 7:06 PM - 11:10 PM EDT  
Att. 26,959 - Clear - 64 F

livebaseballscores.com

AB 44  
R 1  
H 5  
RBI 1  
BB 5  
SO 10  
LOB 20



Batter	1	2	3	4	5	6	7	8	9	10	11	12	13	AB	R	H	RBI	BB	SO	LOB	BOTTOM
20 Ian Desmond, R OBP: 0.400, SLG: 0.500	F7		F9					P3						6	0	1	0	0	0	0	
8 Danny Espinosa, S OBP: 0.343, SLG: 0.296	G3													5	1	1	0	0	0	0	
11 Ryan Zimmerman, R OBP: 0.333, SLG: 0.290	F9													5	0	1	0	1	0	1	
25 Adam LaRoche, L OBP: 0.395, SLG: 0.315														4	0	0	0	2	1	2	
28 Jayson Werth, R OBP: 0.395, SLG: 0.394														6	0	2	1	0	1	2	
7 Mark DeRosa, R OBP: 0.318, SLG: 0.118														4	0	1	0	1	1	0	
2 Roger Bernadina, L OBP: 0.172, SLG: 0.214														4	0	1	0	1	1	3	
3 Wilson Ramos, R OBP: 0.320, SLG: 0.348														5	0	1	0	0	3	1	
27 Jordan Zimmermann, R ERA: 1.29														2	0	0	0	0	0	1	
52 Ryan Mattheus, R ERA: 5.4														1	1	1	1	0	0	0	
63 Henry Alberto Rodriguez, R ERA:														0	0	0	0	0	0	0	
54 Brad Lidge, R ERA: 4.5														0	0	0	0	0	0	0	
32 Tom Gorzelanny, L ERA:														0	0	0	0	0	0	0	
<b>Inning Stats</b>	R: 0 E: 0 K: 0 S: 6	H: 0 LOB: 0 BB: 0 P: 10	R: 0 E: 0 K: 0 S: 8	H: 0 LOB: 1 BB: 1 P: 16	R: 0 E: 0 K: 1 S: 7	H: 1 LOB: 0 BB: 0 P: 10	R: 0 E: 0 K: 0 S: 9	H: 1 LOB: 1 BB: 0 P: 16	R: 0 E: 0 K: 2 S: 7	H: 0 LOB: 0 BB: 0 P: 11	R: 1 E: 0 K: 0 S: 8	H: 1 LOB: 0 BB: 0 P: 12	R: 0 E: 0 K: 1 S: 12	H: 1 LOB: 1 BB: 1 P: 22	R: 0 E: 0 K: 0 S: 8	H: 2 LOB: 3 BB: 1 P: 21	1B: 6 2B: 2 3B: 0 HR: 1	SF: 0 SAC: 1 DP: 0 HBP: 0	W/P: 0 PB: 0 SB: 1 CS: 0	PA: 50	
<b>PITCHER</b>	IP 7.1	WLS 26	BF 43	H 3	R 0	ER 0	SO 4	BB 1	IBB 0	HBP 0	BLK 0	WP 0	HR 0	S 58	P 94	ERA 0.00	WHIP 0.545				
61 Bronson Arroyo, R ERA: 2.63																					
45 Bill Bray, L ERA: 6.75																					
66 Logan Ondrusek, R ERA:																					
54 Arodis Chapman, L ERA:																					
31 Alfredo Simon, R ERA: 5.36																					

Cincinnati Reds @ Washington Nationals  
Nationals Park, Washington, DC  
Fri Apr 13 2012, 7:06 PM - 11:10 PM EDT  
Att. 26,959 - Clear - 64 F

livebaseballscores.com

AB 44  
R 2  
H 9  
RBI 2  
BB 5  
SO 8  
LOB 11





Batter	1	2	3	4	5	6	7	8	9	AB	R	H	RBI	BB	SO	LOB	TOP			
9 Willie Harris, L (1,4) OBP: 0.059, SLG: 0.118	G4-3		K			G3			G4-3	4	0	0	0	0	1	0	<p>Cincinnati Reds @ Washington Nationals Nationals Park, Washington, DC Sat Apr 14 2012, 4:07 PM - 6:40 PM EDT Att: 35,489 - Cloudy - 74 F</p> <p>livebaseballscorecards.com</p>			
2 Zack Cozart, R (1,6) OBP: 0.371, SLG: 0.594	F9		G5-3			G1-3			K2-3	4	0	0	0	0	1	0				
19 Joey Votto, L (1,3) OBP: 0.410, SLG: 0.452	G4-3				F7				F8	4	0	0	0	0	0	0				
32 Jay Bruce, L (1,9) OBP: 0.243, SLG: 0.559		F8			G6-3				K	3	0	0	0	0	1	0				
43 Miguel Cairo, R (1,5) OBP: 0.200, SLG: 0.222 15 Wilson Valdez, R (2,5) OBP: 0.222, SLG: 0.278 63 Sam LeCure, R (7,1)					B1				K	1	1	1	0	0	0	0				
28 Chris Heisey, R (1,7) OBP: 0.316, SLG: 0.250						F9			BB	1	0	0	0	1	0	0				
6 Drew Stubbs, R (1,8) OBP: 0.194, SLG: 0.147						G3-1			K	3	0	1	1	0	1	1				
39 Devin Mesoraco, R (1,2) OBP: 0.231, SLG: 0.250						G5-3			K	3	0	0	0	0	1	3				
34 Homer Bailey, R (1,1) 27 Scott Rolen, R (7,5) OBP: 0.172, SLG: 0.165						K			K	2	0	0	0	0	2	0				
									K	1	0	0	0	0	1	1				
<b>Inning Stats</b>	R: 0 E: 0 K: 0 S: 5	H: 0 LOB: 0 BB: 0 P: 7	R: 1 E: 0 K: 0 S: 8	H: 2 LOB: 1 BB: 0 P: 9	R: 0 E: 0 K: 2 S: 10	H: 0 LOB: 0 BB: 0 P: 13	R: 0 E: 0 K: 0 S: 6	H: 0 LOB: 0 BB: 0 P: 9	R: 0 E: 0 K: 1 S: 6	H: 0 LOB: 0 BB: 0 P: 9	R: 0 E: 0 K: 2 S: 9	H: 0 LOB: 0 BB: 0 P: 9	R: 0 E: 0 K: 3 S: 9	H: 0 LOB: 1 BB: 1 P: 19	R: 0 E: 0 K: 1 S: 6	H: 0 LOB: 0 BB: 0 P: 7	1B: 1 2B: 1 3B: 0 HR: 0	SF: 0 SAC: 0 DP: 1 HBP: 1	WP: 0 PB: 0 SB: 0 CS: 0	PA: 30
<b>PITCHER</b> 33 Edwin Jackson, R (1,1) ERA: 2.57	IP: 9.0 WLS: W BF: 30	H: 2 R: 1 ER: 1 SO: 9	BB: 1 IBB: 0 HBP: 1 BLK: 0	WP: 0 HR: 0 S: 67 P: 92	ERA: 1.00 WHIP: 0.333											ERA: 1.00 WHIP: 0.333				

Batter	1	2	3	4	5	6	7	8	9	AB	R	H	RBI	BB	SO	LOB	BOTTOM			
20 Ian Desmond, R (1,6) OBP: 0.356, SLG: 0.442	G4-3		G6-3	FC6-2		F9			K	5	0	0	0	0	1	4	<p>Cincinnati Reds @ Washington Nationals Nationals Park, Washington, DC Sat Apr 14 2012, 4:07 PM - 6:40 PM EDT Att: 35,489 - Cloudy - 74 F</p> <p>livebaseballscorecards.com</p>			
8 Danny Espinosa, S (1,4) OBP: 0.350, SLG: 0.290	K			L6					L4	4	2	1	0	1	1	3				
11 Ryan Zimmerman, R (1,5) OBP: 0.326, SLG: 0.286	K				L8				P3	4	1	1	0	0	1	1				
25 Adam LaRoche, L (1,3) OBP: 0.429, SLG: 0.556										3	0	2	2	1	1	0				
28 Jayson Werth, R (1,9) OBP: 0.429, SLG: 0.444										3	1	2	1	1	0	1				
21 Xavier Nady, R (1,7) OBP: 0.280, SLG: 0.348										3	0	0	0	1	0	5				
24 Rick Ankiel, L (1,8) OBP: 0.167, SLG: 0.167										4	0	0	0	0	0	4				
26 Jesus Flores, R (1,2) OBP: 0.692, SLG: 0.600										3	0	3	1	1	0	0				
33 Edwin Jackson, R (1,1) ERA: 3.96										4	0	1	0	0	1	4				
<b>Inning Stats</b>	R: 0 E: 0 K: 2 S: 10	H: 0 LOB: 0 BB: 0 P: 13	R: 1 E: 0 K: 0 S: 10	H: 1 LOB: 2 BB: 2 P: 22	R: 2 E: 0 K: 0 S: 14	H: 2 LOB: 1 BB: 2 P: 25	R: 0 E: 0 K: 0 S: 13	H: 2 LOB: 2 BB: 0 P: 19	R: 0 E: 0 K: 1 S: 11	H: 1 LOB: 1 BB: 0 P: 18	R: 0 E: 0 K: 0 S: 8	H: 1 LOB: 1 BB: 0 P: 13	R: 1 E: 0 K: 0 S: 13	H: 3 LOB: 2 BB: 0 P: 17	R: 0 E: 0 K: 2 S: 10	H: 0 LOB: 1 BB: 1 P: 19		1B: 8 2B: 2 3B: 0 HR: 0	SF: 0 SAC: 0 DP: 1 HBP: 0	WP: 0 PB: 0 SB: 0 CS: 0
<b>PITCHER</b> 34 Homer Bailey, R (1,1) ERA: 5.4 63 Sam LeCure, R (7,1) ERA: 3.96	IP: 6.0 WLS: L BF: 28	H: 7 R: 3 ER: 3 SO: 3	BB: 4 IBB: 0 HBP: 0 BLK: 0	WP: 0 HR: 0 S: 66 P: 110	ERA: 4.50 WHIP: 1.833											ERA: 4.50 WHIP: 1.833				











Batter	1	2	3	4	5	6	7	8	9	AB	R	H	RBI	BB	SO	LOB	TOP								
44 Justin Maxwell, R (1, 8) OBP: 0.400, SLG: 0.667										4	0	1	0	0	2	2	Houston Astros @ Washington Nationals Nationals Park, Washington, DC Tue Apr 17 2012, 7:06 PM - 9:18 PM EDT Att: 17,886 - Partly Cloudy - 70 F								
4 Jed Lowrie, S (1, 6) OBP: 0.440, SLG: 0.316										3	0	1	0	1	0	1									
14 J.D. Martinez, R (1, 7) OBP: 0.417, SLG: 0.610										2	0	0	0	2	0	2									
45 Carlos Lee, R (1, 3) OBP: 0.320, SLG: 0.356										4	0	0	0	0	0	3									
23 Chris Johnson, R (1, 5) OBP: 0.319, SLG: 0.426										4	0	0	0	0	2	2									
6 Travis Buck, L (1, 9) OBP: 0.333, SLG: 0.550										4	0	0	0	0	2	2									
18 Chris Snyder, R (1, 2) OBP: 0.063, SLG: 0.083										2	0	0	0	0	2	0									
1 Jordan Schafer, L (8, PH) OBP: 0.396, SLG: 0.333										3	0	1	0	0	0	1									
55 Rhiner Cruz, R (8, 1)										1	0	0	0	0	1	0									
27 Jose Altuve, R (1, 4) OBP: 0.386, SLG: 0.475										1	0	0	0	0	1	0									
51 Wandy Rodriguez, S (1, 1)										1	0	0	0	0	1	0									
15 Jason Castro, L (8, PH) OBP: 0.214, SLG: 0.160										1	0	0	0	0	1	0									
<b>Inning Stats</b>	R: 0 E: 0 K: 0 S: 8	H: 1 LOB: 1 BB: 1 P: 15	R: 0 E: 0 K: 3 S: 10	H: 0 LOB: 0 BB: 0 P: 14	R: 0 E: 0 K: 1 S: 8	H: 0 LOB: 0 BB: 0 P: 12	R: 0 E: 0 K: 1 S: 6	H: 0 LOB: 0 BB: 0 P: 7	R: 0 E: 0 K: 1 S: 7	H: 0 LOB: 0 BB: 0 P: 12	R: 0 E: 0 K: 1 S: 9	H: 1 LOB: 2 BB: 1 P: 18	R: 0 E: 0 K: 2 S: 9	H: 0 LOB: 0 BB: 0 P: 13	R: 0 E: 0 K: 1 S: 8	H: 1 LOB: 1 BB: 0 P: 9	R: 0 E: 0 K: 0 S: 10	H: 1 LOB: 2 BB: 1 P: 19	1B: 3 2B: 1 3B: 0 HR: 0	SF: 0 SAC: 1 DP: 0 HBP: 0	WP: 1 PB: 0 SB: 0 CS: 1	PA: 33			
<b>PITCHER</b>	IP	WLS	BF	H	R	ER	SO	BB	IBB	HBP	BLK	WP	HR	S	P	ERA	WHIP								
47 Gio González, L (1, 1) ERA: 2.04	7.0	W	24	2	0	0	8	2	0	0	0	1	0	57	91	0.00	0.571								
36 Tyler Clippard, R (8, 1) ERA: 6.0	1.0	H	4	1	0	0	1	0	0	0	0	0	0	8	9	0.00	1.000								
54 Brad Lidge, R (9, 1) ERA: 3.0	1.0	S	5	1	0	0	0	1	0	0	0	0	0	10	19	0.00	2.000								

Batter	1	2	3	4	5	6	7	8	9	AB	R	H	RBI	BB	SO	LOB	BOTTOM								
20 Ian Desmond, R (1, 6) OBP: 0.356, SLG: 0.446										4	0	0	0	0	1	0	Houston Astros @ Washington Nationals Nationals Park, Washington, DC Tue Apr 17 2012, 7:06 PM - 9:18 PM EDT Att: 17,886 - Partly Cloudy - 70 F								
8 Danny Espinosa, S (1, 4) OBP: 0.333, SLG: 0.282										3	0	1	0	0	2	0									
11 Ryan Zimmerman, R (1, 5) OBP: 0.339, SLG: 0.283										3	0	1	0	0	0	1									
28 Jayson Werth, R (1, 8) OBP: 0.444, SLG: 0.468										3	1	2	0	0	0	1									
25 Adam LaRoche, L (1, 3) OBP: 0.418, SLG: 0.521										3	0	1	1	0	0	1									
7 Mark DeRosa, R (1, 9) OBP: 0.233, SLG: 0.080										3	0	0	0	0	0	2									
24 Rick Ankiel, L (9, 8) OBP: 0.167, SLG: 0.250										0	0	0	0	0	0	0									
21 Xavier Nady, R (1, 7) OBP: 0.242, SLG: 0.290										3	0	0	0	0	0	1									
26 Jesus Flores, R (1, 2) OBP: 0.529, SLG: 0.429										3	0	0	0	0	1	0									
47 Gio González, R (1, 1) OBP: 0.200, SLG: 0.200										2	0	0	0	0	0	0									
36 Tyler Clippard, R (8, 1)										0	0	0	0	0	0	0									
18 Chad Tracy, L (8, PH) OBP: 0.222, SLG: 0.333										1	0	0	0	0	0	0									
54 Brad Lidge, R (9, 1)										0	0	0	0	0	0	0									
<b>Inning Stats</b>	R: 0 E: 0 K: 0 S: 4	H: 1 LOB: 0 BB: 0 P: 5	R: 0 E: 0 K: 0 S: 7	H: 1 LOB: 0 BB: 0 P: 13	R: 0 E: 0 K: 1 S: 8	H: 0 LOB: 0 BB: 0 P: 11	R: 1 E: 0 K: 1 S: 16	H: 2 LOB: 1 BB: 0 P: 23	R: 0 E: 0 K: 1 S: 5	H: 0 LOB: 0 BB: 0 P: 7	R: 0 E: 0 K: 1 S: 13	H: 1 LOB: 1 BB: 0 P: 20	R: 0 E: 0 K: 0 S: 5	H: 0 LOB: 0 BB: 0 P: 8	R: 0 E: 0 K: 1 S: 11	H: 0 LOB: 0 BB: 0 P: 17	R: 0 E: 0 K: 0 S: 10	H: 0 LOB: 0 BB: 0 P: 19	1B: 4 2B: 1 3B: 0 HR: 0	SF: 0 SAC: 0 DP: 1 HBP: 0	WP: 0 PB: 0 SB: 0 CS: 0	PA: 28			
<b>PITCHER</b>	IP	WLS	BF	H	R	ER	SO	BB	IBB	HBP	BLK	WP	HR	S	P	ERA	WHIP								
51 Wandy Rodriguez, L (1, 1) ERA: 1.96	7.0	L	25	5	1	1	3	0	0	0	0	0	0	11	17	0.00	0.714								
55 Rhiner Cruz, R (8, 1) ERA:	1.0		3	0	0	0	1	0	0	0	0	0	0	11	17	0.00	0.000								

AB	29
R	0
H	4
RBI	0
BB	3
SO	9
LOB	14





Batter	1	2	3	4	5	6	7	8	9	AB	R	H	RBI	BB	SO	LOB	TOP																
1 Jordan Schafer, L (1, 8) OBP: 0.404, SLG: 0.349										4	1	2	1	0	1	0	<b>Houston Astros @ Washington Nationals</b> Nationals Park, Washington, DC Wed Apr 18 2012, 7:07 PM - 9:47 PM EDT Att: 14,520 - Overcast - 53 F																
4 Jed Lowrie, S (1, 6) OBP: 0.414, SLG: 0.304										4	0	1	0	0	0	2																	
6 Travis Buck, L (1, 7) OBP: 0.304, SLG: 0.500										2	0	0	1	0	0	1																	
44 Justin Maxwell, R (4, 7) OBP: 0.333, SLG: 0.545										2	0	0	0	0	0	2																	
45 Carlos Lee, R (1, 3) OBP: 0.315, SLG: 0.347										4	0	1	0	0	0	0																	
19 Brian Bogusevic, L (1, 9) OBP: 0.275, SLG: 0.212										3	0	0	0	0	0	1																	
23 Chris Johnson, R (1, 5) OBP: 0.300, SLG: 0.400										3	0	0	0	0	0	1																	
43 Fernando Rodriguez Jr., R (1, 1)										0	0	0	0	0	0	0																	
53 Wesley Wright, R (8, 1)										0	0	0	0	0	0	0																	
55 Rhiner Cruz, R (8, 1)										0	0	0	0	0	0	0																	
15 Jason Castro, L (1, 2) OBP: 0.228, SLG: 0.214										3	1	1	0	0	0	0																	
9 Marwin Gonzalez, S (1, 4) (7, 5) OBP: 0.286, SLG: 0.370										3	0	1	0	0	0	1																	
64 Lucas Harrell, S (1, 1) OBP: 0.200, SLG: 0.200										2	0	0	0	0	1	1																	
27 Jose Altuve, R (7, 4) OBP: 0.378, SLG: 0.463										1	0	0	0	0	0	1																	
<b>Inning Stats</b>	R: 0 E: 0 K: 1 S: 8	H: 1 LOB: 0 BB: 0 P: 14	R: 0 E: 0 K: 0 S: 7	H: 0 LOB: 0 BB: 0 P: 10	R: 0 E: 0 K: 0 S: 7	H: 0 LOB: 0 BB: 0 P: 10	R: 1 E: 0 K: 0 S: 8	H: 2 LOB: 1 BB: 0 P: 13	R: 0 E: 0 K: 1 S: 9	H: 0 LOB: 0 BB: 0 P: 13	R: 0 E: 0 K: 0 S: 6	H: 0 LOB: 0 BB: 0 P: 8	R: 1 E: 0 K: 0 S: 14	H: 2 LOB: 1 BB: 0 P: 21	R: 0 E: 0 K: 1 S: 5	H: 0 LOB: 0 BB: 0 P: 7	1B: 4 2B: 3 3B: 0 HR: 0	SF: 0 SAC: 0 DP: 2 HBP: 1	WP: 0 PB: 0 SB: 1 CS: 0	PA: 32													
<b>PITCHER</b>	IP WLS BF H R ER SO BB IBB HBP BLK WP HR S P ERA WHIP																																
27 Jordan Zimmermann, R (1, 1) ERA: 1.29	7.0	24	4	1	1	3	0	0	1	0	0	0	0	59	86	1.29	0.571																
52 Ryan Mattheus, R (8, 1) ERA: 6.0	1.0	5	2	1	1	0	0	0	0	0	0	0	0	14	21	9.00	2.000																
63 Henry Alberto Rodriguez, R (1, 1) ERA:	1.0	3	0	0	0	1	0	0	0	0	0	0	0	5	7	0.00	0.000																

**Houston Astros @ Washington Nationals**  
 Nationals Park, Washington, DC  
 Wed Apr 18 2012, 7:07 PM - 9:47 PM EDT  
 Att: 14,520 - Overcast - 53 F

livebaseballscorecards.com

AB 31  
 R 2  
 H 6  
 RBI 2  
 BB 0  
 SO 4  
 LOB 8

Batter	1	2	3	4	5	6	7	8	9	AB	R	H	RBI	BB	SO	LOB	BOTTOM																
20 Ian Desmond, R (1, 6) OBP: 0.333, SLG: 0.417										4	0	0	0	0	0	3	<b>Houston Astros @ Washington Nationals</b> Nationals Park, Washington, DC Wed Apr 18 2012, 7:07 PM - 9:47 PM EDT Att: 14,520 - Overcast - 53 F																
8 Danny Espinosa, S (1, 4) OBP: 0.346, SLG: 0.286										3	1	1	0	1	0	0																	
11 Ryan Zimmerman, R (1, 5) OBP: 0.350, SLG: 0.320										4	0	2	0	0	0	1																	
25 Adam LaRoche, L (1, 3) OBP: 0.407, SLG: 0.490										3	1	0	0	1	0	2																	
28 Jayson Werth, R (1, 9) OBP: 0.448, SLG: 0.449										2	0	0	1	2	0	0																	
24 Rick Ankiel, L (1, 8) OBP: 0.188, SLG: 0.313										4	1	1	0	0	1	4																	
3 Wilson Ramos, R (1, 2) OBP: 0.289, SLG: 0.364										2	0	0	1	1	2	2																	
2 Roger Bernadina, L (1, 7) OBP: 0.257, SLG: 0.258										3	0	1	1	1	1	3																	
27 Jordan Zimmermann, R (1, 1)										2	0	0	0	0	0	3																	
1 Steve Lombardozzi, S (7, PH) ERA: 4.26										0	0	0	0	1	0	0																	
52 Ryan Mattheus, R (8, 1)										0	0	0	0	0	0	0																	
63 Henry Alberto Rodriguez, R (1, 1) ERA:										0	0	0	0	0	0	0																	
<b>Inning Stats</b>	R: 0 E: 0 K: 0 S: 9	H: 1 LOB: 1 BB: 0 P: 19	R: 0 E: 0 K: 2 S: 14	H: 0 LOB: 2 BB: 2 P: 27	R: 0 E: 0 K: 0 S: 5	H: 0 LOB: 0 BB: 0 P: 7	R: 0 E: 0 K: 0 S: 9	H: 0 LOB: 0 BB: 0 P: 14	R: 0 E: 0 K: 1 S: 7	H: 0 LOB: 1 BB: 1 P: 11	R: 0 E: 0 K: 0 S: 5	H: 1 LOB: 0 BB: 0 P: 7	R: 1 E: 0 K: 1 S: 12	H: 2 LOB: 2 BB: 1 P: 21	R: 2 E: 0 K: 0 S: 14	H: 1 LOB: 3 BB: 3 P: 30	1B: 2 2B: 3 3B: 0 HR: 0	SF: 1 SAC: 0 DP: 1 HBP: 0	WP: 0 PB: 0 SB: 2 CS: 0	PA: 35													
<b>PITCHER</b>	IP WLS BF H R ER SO BB IBB HBP BLK WP HR S P ERA WHIP																																
64 Lucas Harrell, R (1, 1) ERA: 2.55	6.2	26	4	1	1	4	2	0	0	1	0	0	0	8	18	54.00	9.000																
43 Fernando Rodriguez Jr., R (4, 2) ERA: 4.26	0.1	4	1	2	2	0	2	0	0	0	0	0	0	3	7	∞	∞																
53 Wesley Wright, L (8, 1) ERA: 6.1	0.0	1	0	0	0	0	1	0	0	0	0	0	0	3	7	∞	∞																
55 Rhiner Cruz, R (8, 1) ERA:	1.0	4	0	0	0	0	1	0	0	0	0	0	0	7	14	0.00	1.000																

**Houston Astros @ Washington Nationals**  
 Nationals Park, Washington, DC  
 Wed Apr 18 2012, 7:07 PM - 9:47 PM EDT  
 Att: 14,520 - Overcast - 53 F

livebaseballscorecards.com

AB 27  
 R 3  
 H 5  
 RBI 3  
 BB 7  
 SO 4  
 LOB 18



Batter	1	2	3	4	5	6	7	8	9	AB	R	H	RBI	BB	SO	LOB	TOP					
1 Jordan Schafer, L (1,8) OBP: 0.396, SLG: 0.333										5	1	1	0	0	2	0						
27 Jose Altuve, R (1,4) OBP: 0.380, SLG: 0.522										5	1	2	2	0	2	0						
14 J.D. Martinez, R (1,7) OBP: 0.415, SLG: 0.587										5	1	2	2	0	0	1						
45 Carlos Lee, R (1,3) OBP: 0.322, SLG: 0.352										5	1	2	0	0	1	1						
19 Brian Bogusevic, L (1,9) OBP: 0.311, SLG: 0.316										5	1	3	2	0	0	2						
16 Matt Downs, R (1,5) OBP: 0.250, SLG: 0.455										5	3	2	1	0	0	2						
15 Jason Castro, L (1,2) OBP: 0.278, SLG: 0.273										5	1	3	2	0	1	1						
9 Marwin Gonzalez, S (1,6) OBP: 0.273, SLG: 0.344										5	1	1	0	0	1	2						
20 Bud Norris, R (1,1) OBP: 0.333, SLG: 0.500										3	1	1	2	0	0	1						
44 Justin Maxwell, R (7,PH) OBP: 0.308, SLG: 0.500										1	0	0	0	0	1	1						
59 Wilton Lopez, R (7,1) OBP: 0.338, SLG: 0.364										0	0	0	0	0	0	0						
28 David Carpenter, R (8,1) OBP: 0.338, SLG: 0.364										0	0	0	0	0	0	0						
39 Brett Myers, R (9,1) OBP: 0.338, SLG: 0.364										0	0	0	0	0	0	0						
<b>Inning Stats</b>	R: 5 E: 0 K: 1 S: 24	H: 6 LOB: 1 BB: 0 P: 33	R: 0 E: 0 K: 2 S: 8	H: 0 LOB: 0 BB: 0 P: 13	R: 0 E: 0 K: 1 S: 13	H: 1 LOB: 1 BB: 0 P: 20	R: 0 E: 0 K: 0 S: 8	H: 0 LOB: 0 BB: 0 P: 11	R: 0 E: 0 K: 1 S: 9	H: 0 LOB: 0 BB: 0 P: 12	R: 0 E: 0 K: 0 S: 19	H: 6 LOB: 1 BB: 0 P: 31	R: 1 E: 0 K: 1 S: 11	H: 2 LOB: 1 BB: 0 P: 15	R: 0 E: 0 K: 0 S: 9	H: 2 LOB: 2 BB: 0 P: 12	R: 0 E: 0 K: 2 S: 9	H: 0 LOB: 0 BB: 0 P: 14	1B: 12 2B: 2 3B: 3 HR: 0	SF: 0 SAC: 0 DP: 0 HBP: 0	WP: 0 PB: 0 SB: 0 CS: 0	PA: 44
<b>PITCHER</b>	IP WLS BF H R ER SO BB IBB HBP BLK WP HR S P ERA WHIP																					
33 Edwin Jackson, R (1,1) ERA: 4.26	5.0 L 22 7 5 5 5 0 0 0 0 0 0 0 62 89 9.00 1.400																					
32 Tom Gorzelanny, L (6,1) ERA: 7.35	2.0 14 8 6 6 1 0 0 0 0 0 0 0 30 46 27.00 4.000																					
52 Ryan Mattheus, R (8,1) ERA: 5.14	1.0 5 2 0 0 0 0 0 0 0 0 0 0 9 12 0.00 2.000																					
17 Sean Burnett, L (9,1) ERA:	1.0 3 0 0 0 2 0 0 0 0 0 0 0 9 14 0.00 0.000																					

Houston Astros @ Washington Nationals  
Nationals Park, Washington, DC  
Thu Apr 19 2012, 7:07 PM - 10:13 PM EDT  
Att: 18,045 - Partly Cloudy - 68 F

AB 44  
R 11  
H 17  
RBI 11  
BB 0  
SO 8  
LOB 11

Batter	1	2	3	4	5	6	7	8	9	AB	R	H	RBI	BB	SO	LOB	BOTTOM					
1 Steve Lombardozzi, S (1,6) OBP: 0.571, SLG: 0.529										5	1	2	0	0	0	2						
8 Danny Espinosa, S (1,4) OBP: 0.351, SLG: 0.319										5	1	2	0	0	2	2						
11 Ryan Zimmerman, R (1,5) OBP: 0.338, SLG: 0.364										5	1	1	3	0	1	4						
25 Adam LaRoche, L (1,3) OBP: 0.406, SLG: 0.473										4	1	1	0	1	0	2						
28 Jayson Werth, R (1,9) OBP: 0.426, SLG: 0.423										3	0	0	0	0	2	2						
7 Mark DeRosa, R (7,9) OBP: 0.226, SLG: 0.077										1	0	0	0	0	0	0						
24 Rick Ankiel, L (1,8) OBP: 0.211, SLG: 0.316										3	0	1	0	0	0	1						
32 Tom Gorzelanny, R (6,1) ERA: 7.35										0	0	0	0	0	0	0						
18 Chad Tracy, L (7,PH) OBP: 0.200, SLG: 0.300										1	0	0	0	0	0	0						
52 Ryan Mattheus, R (8,1) ERA: 5.14										0	0	0	0	0	0	0						
17 Sean Burnett, L (9,1) ERA:										0	0	0	0	0	0	0						
3 Wilson Ramos, R (1,2) OBP: 0.286, SLG: 0.351										4	0	1	1	0	1	2						
2 Roger Bernadina, L (1,7) OBP: 0.308, SLG: 0.294										3	0	2	0	1	1	2						
33 Edwin Jackson, R (1,1) ERA: 4.26										2	0	1	0	0	1	2						
21 Xavier Nady, R (6,7) OBP: 0.229, SLG: 0.273										2	0	0	0	0	0	2						
<b>Inning Stats</b>	R: 0 E: 0 K: 1 S: 9	H: 0 LOB: 0 BB: 0 P: 14	R: 1 E: 0 K: 1 S: 18	H: 2 LOB: 1 BB: 1 P: 31	R: 3 E: 0 K: 2 S: 13	H: 4 LOB: 2 BB: 1 P: 20	R: 0 E: 0 K: 1 S: 14	H: 2 LOB: 0 BB: 0 P: 17	R: 0 E: 0 K: 0 S: 7	H: 0 LOB: 0 BB: 0 P: 11	R: 0 E: 0 K: 0 S: 11	H: 2 LOB: 2 BB: 0 P: 15	R: 0 E: 0 K: 0 S: 6	H: 0 LOB: 0 BB: 0 P: 9	R: 0 E: 0 K: 1 S: 8	H: 1 LOB: 1 BB: 0 P: 12	R: 0 E: 0 K: 1 S: 8	H: 0 LOB: 0 BB: 0 P: 11	1B: 9 2B: 1 3B: 0 HR: 1	SF: 0 SAC: 0 DP: 0 HBP: 0	WP: 1 PB: 0 SB: 0 CS: 0	PA: 40
<b>PITCHER</b>	IP WLS BF H R ER SO BB IBB HBP BLK WP HR S P ERA WHIP																					
20 Bud Norris, R (1,1) ERA: 4.26	6.0 W 30 10 4 4 4 0 0 0 0 0 0 1 72 108 6.00 2.000																					
59 Wilton Lopez, R (7,1) ERA: 2.19	1.0 3 0 0 0 0 0 0 0 0 0 0 0 6 9 0.00 0.000																					
28 David Carpenter, R (8,1) ERA: 3.18	1.0 4 1 0 0 1 0 0 0 0 0 0 0 8 12 0.00 1.000																					
39 Brett Myers, R (9,1) ERA:	1.0 3 0 0 0 1 0 0 0 0 0 0 0 8 11 0.00 0.000																					

Houston Astros @ Washington Nationals  
Nationals Park, Washington, DC  
Thu Apr 19 2012, 7:07 PM - 10:13 PM EDT  
Att: 18,045 - Partly Cloudy - 68 F

AB 38  
R 4  
H 11  
RBI 4  
BB 2  
SO 8  
LOB 21















Batter	1	2	3	4	5	6	7	8	9	AB	R	H	RBI	BB	SO	LOB	TOP						
20 Ian Desmond, R OBP: 0.333, SLG: 0.427	L6	G3			25 1B		7 BB 8 1B	8 1B 32 1B		3	2	1	0	2	0	2	<b>Washington Nationals @ San Diego Padres</b> Petco Park, San Diego, CA Wed Apr 25 2012, 3:37 PM - 6:15 PM PDT Att: 15,154 - Partly Cloudy - 72 F						
8 Danny Espinosa, S OBP: 0.324, SLG: 0.286	G6-3		K		F7		25 1B 7 BB	32 1B		5	1	2	0	0	1	1							
18 Chad Tracy, L OBP: 0.211, SLG: 0.222					F8					3	0	0	0	0	1	1							
7 Mark DeRosa, R OBP: 0.250, SLG: 0.091	K				F9					0	1	0	0	1	0	0							
32 Tom Gorzelanny, R OBP: 1.000, SLG: 1.000										1	0	1	1	0	0	0							
25 Adam LaRoche, L OBP: 0.403, SLG: 0.478										4	2	3	1	1	0	2							
28 Javson Werth, R OBP: 0.403, SLG: 0.431										4	0	0	1	1	0	6							
24 Rick Ankiel, L OBP: 0.313, SLG: 0.516										5	1	1	1	0	1	3							
3 Wilson Ramos, R OBP: 0.309, SLG: 0.347										5	0	2	2	0	1	1							
2 Roger Bernadina, L OBP: 0.283, SLG: 0.250										4	0	0	0	1	2	3							
27 Jordan Zimmermann, R OBP: 0.143, SLG: 0.143										2	0	1	1	0	0	2	<b>Washington Nationals</b> AB 38 R 7 H 11 RBI 7 BB 6 SO 6 LOB 21						
1 Steve Lombardozzi, S OBP: 0.481, SLG: 0.469										2	0	0	0	0	0	0							
Inning Stats	R: 0 E: 0 K: 1 S: 11	H: 0 LOB: 0 BB: 0 P: 15	R: 2 E: 0 K: 0 S: 15	H: 3 LOB: 2 BB: 1 P: 28	R: 0 E: 0 K: 1 S: 8	H: 0 LOB: 1 BB: 1 P: 15	R: 0 E: 0 K: 0 S: 9	H: 1 LOB: 1 BB: 0 P: 10	R: 0 E: 0 K: 2 S: 7	H: 0 LOB: 0 BB: 0 P: 9	R: 4 E: 0 K: 1 S: 17	H: 4 LOB: 2 BB: 2 P: 31	R: 1 E: 0 K: 0 S: 13	H: 2 LOB: 2 BB: 1 P: 21	R: 0 E: 0 K: 1 S: 10	H: 0 LOB: 0 BB: 0 P: 15		1B: 9 2B: 2 3B: 0 HR: 0	SF: 0 SAC: 0 DP: 1 HBP: 0	WP: 1 PB: 0 SB: 0 CS: 0	PA: 44		
PITCHER	IP	WLS	BF	H	R	ER	SO	BB	IBB	HBP	BLK	WP	HR	S	P	ERA		WHIP					
43 Joe Wieland, R ERA: 4.76	6.0	L	26	5	2	2	4	2	1	0	0	1	0	59	98	3.00		1.167					
57 Luke Gregerson, R ERA: 2.16	0.1		3	2	2	2	0	0	0	0	0	0	0	5	7	54.00		6.000					
44 Josh Spence, L ERA: 5.79	0.0		2	1	0	0	0	1	0	0	0	0	0	3	8	∞		∞					
27 Micah Owings, R ERA: 2.79	1.2		10	3	3	3	1	2	0	0	0	0	0	22	37	16.20		3.000					
16 Huston Street, R ERA: 1.5	1.0		3	0	0	0	1	0	0	0	0	0	0	10	15	0.00		0.000					
Batter	1	2	3	4	5	6	7	8	9	AB	R	H	RBI	BB	SO	LOB		BOTTOM					
25 Will Venable, L OBP: 0.311, SLG: 0.386	F7		G4-3			F8				4	0	1	0	0	0	1	<b>Washington Nationals @ San Diego Padres</b> Petco Park, San Diego, CA Wed Apr 25 2012, 3:37 PM - 6:15 PM PDT Att: 15,154 - Partly Cloudy - 72 F						
3 Andy Parrino, S OBP: 0.364, SLG: 0.448	G6-3		G3			F8				4	0	0	0	0	2								
7 Chase Headley, S OBP: 0.415, SLG: 0.561	K									4	0	1	0	0	1	0							
47 Jeremy Hermida, L OBP: 0.308, SLG: 0.348										3	0	0	0	0	3	2							
16 Huston Street, R OBP: 0.333, SLG: 0.231	K									0	0	0	0	0	0	0							
14 Mark Kotsay, L OBP: 0.333, SLG: 0.231										1	1	1	0	0	0	0							
23 Yonder Alonso, L OBP: 0.304, SLG: 0.300										4	0	2	0	0	0	0							
24 Cameron Maybin, R OBP: 0.273, SLG: 0.303										4	0	0	1	0	1	2							
1 Orlando Hudson, S OBP: 0.226, SLG: 0.350										4	1	1	1	0	1	2							
21 John Baker, L OBP: 0.250, SLG: 0.214										3	0	0	0	0	1	0							
43 Joe Wieland, R ERA: 4.76	6.0	W	22	4	1	1	0	0	0	0	0	0	0	0	0	0	<b>Washington Nationals</b> AB 34 R 2 H 7 RBI 2 BB 0 SO 7 LOB 9						
15 Jesus Guzman, R ERA: 1.35	0.0		0	0	0	0	0	0	0	0	0	0	0	0	0	0							
57 Luke Gregerson, L ERA: 2.16	0.0		0	0	0	0	0	0	0	0	0	0	0	0	0	0							
44 Josh Spence, L ERA: 5.79	0.0		0	0	0	0	0	0	0	0	0	0	0	0	0	0							
27 Micah Owings, R ERA: 2.79	0.0		0	0	0	0	0	0	0	0	0	0	0	0	0	0							
13 Chris Denorfia, R OBP: 0.376, SLG: 0.467	0.0		0	0	0	0	0	0	0	0	0	0	0	0	0	0							
Inning Stats	R: 0 E: 0 K: 1 S: 8	H: 0 LOB: 0 BB: 0 P: 13	R: 0 E: 0 K: 1 S: 8	H: 1 LOB: 1 BB: 0 P: 11	R: 0 E: 0 K: 1 S: 8	H: 0 LOB: 0 BB: 0 P: 12	R: 0 E: 0 K: 1 S: 10	H: 0 LOB: 0 BB: 0 P: 17	R: 1 E: 0 K: 1 S: 10	H: 1 LOB: 0 BB: 0 P: 13	R: 0 E: 0 K: 1 S: 10	H: 2 LOB: 2 BB: 0 P: 16	R: 0 E: 0 K: 0 S: 4	H: 0 LOB: 0 BB: 0 P: 7	R: 0 E: 0 K: 0 S: 9	H: 1 LOB: 1 BB: 0 P: 13		R: 1 E: 0 K: 1 S: 11	H: 2 LOB: 1 BB: 0 P: 15	1B: 3 2B: 3 3B: 0 HR: 1	SF: 0 SAC: 0 DP: 0 HBP: 0	WP: 0 PB: 0 SB: 0 CS: 0	PA: 34
PITCHER	IP	WLS	BF	H	R	ER	SO	BB	IBB	HBP	BLK	WP	HR	S	P	ERA		WHIP					
27 Jordan Zimmermann, R ERA: 1.35	6.0		22	4	1	1	0	0	0	0	0	0	0	24	35	3.00		1.000					
32 Tom Gorzelanny, L ERA: 5.56	3.0	S	12	3	1	1	1	0	0	0	0	0	0	24	35	3.00		1.000					



Batter	1	2	3	4	5	6	7	8	9	AB	R	H	RBI	BB	SO	LOB	TOP										
20 Ian Desmond, R OBP: 0.318, SLG: 0.405										4	0	0	0	0	0	1	<p>Washington Nationals @ San Diego Padres</p> <p>Petco Park, San Diego, CA</p> <p>Thu Apr 26 2012, 7:08 PM - 9:47 PM PDT</p> <p>Att: 18,356 - Partly Cloudy - 65 F</p> <p>livebaseballscorecards.com</p>										
8 Danny Espinosa, S OBP: 0.305, SLG: 0.269										4	0	0	0	0	1	0											
18 Chad Tracy, L OBP: 0.174, SLG: 0.182										4	0	0	0	0	1	0											
25 Adam LaRoche, L OBP: 0.407, SLG: 0.493										4	0	2	0	0	1	0											
1 Steve Lombardozzi, S OBP: 0.481, SLG: 0.409										4	1	1	1	0	1	2											
28 Jayson Werth, R OBP: 0.395, SLG: 0.464										4	1	1	1	0	1	2											
24 Rick Ankiel, L OBP: 0.286, SLG: 0.471										3	0	0	0	0	2	0											
21 Xavier Nady, R OBP: 0.194, SLG: 0.234										3	0	0	0	0	2	0											
36 Tyler Clippard, R OBP: 0.333, SLG: 0.375										0	0	0	0	0	0	0											
17 Sean Burnett, L OBP: 0.277, SLG: 0.244										0	0	0	0	0	0	0											
3 Wilson Ramos, R OBP: 0.328, SLG: 0.353										2	0	1	0	1	0	0											
33 Edwin Jackson, R OBP: 0.222, SLG: 0.222										1	0	0	0	0	0	1											
2 Roger Bernadina, L OBP: 0.277, SLG: 0.244										1	0	0	0	0	0	0											
<b>Inning Stats</b>	R: 0 E: 0 K: 0 S: 6	H: 0 LOB: 0 BB: 0 P: 9	R: 0 E: 0 K: 2 S: 9	H: 0 LOB: 0 BB: 0 P: 14	R: 0 E: 0 K: 0 S: 8	H: 1 LOB: 1 BB: 0 P: 11	R: 0 E: 0 K: 0 S: 10	H: 1 LOB: 1 BB: 0 P: 17	R: 0 E: 0 K: 2 S: 12	H: 0 LOB: 0 BB: 1 P: 21	R: 0 E: 0 K: 1 S: 7	H: 0 LOB: 0 BB: 0 P: 12	R: 1 E: 0 K: 2 S: 9	H: 1 LOB: 0 BB: 0 P: 14	R: 0 E: 0 K: 0 S: 5	H: 0 LOB: 0 BB: 0 P: 8	R: 0 E: 0 K: 1 S: 10	H: 1 LOB: 1 BB: 0 P: 13	1B: 2 2B: 1 3B: 0 HR: 1	SF: 0 SAC: 1 DP: 0 HBP: 0	WP: 0 PB: 0 SB: 0 CS: 0	PA: 32					
<b>PITCHER</b>	IP	WLS	BF	H	R	ER	SO	BB	IBB	HBP	BLK	WP	HR	S	P	ERA	WHIP										
37 Edinson Volquez, R ERA: 3.6	7.0		25	3	1	1	7	1	0	0	0	0	1	61	98	1.29	0.571										
34 Andrew Cashner, R ERA: 1.89	1.0	W	3	0	0	0	0	0	0	0	0	0	0	5	8	0.00	0.000										
16 Huston Street, R ERA: 1.29	1.0	S	4	1	0	0	1	0	0	0	0	0	0	10	13	0.00	1.000										

Batter	1	2	3	4	5	6	7	8	9	AB	R	H	RBI	BB	SO	LOB	BOTTOM										
25 Will Venable, L OBP: 0.288, SLG: 0.355										5	0	0	0	0	2	2	<p>Washington Nationals @ San Diego Padres</p> <p>Petco Park, San Diego, CA</p> <p>Thu Apr 26 2012, 7:08 PM - 9:47 PM PDT</p> <p>Att: 18,356 - Partly Cloudy - 65 F</p> <p>livebaseballscorecards.com</p>										
13 Chris Denorfia, R OBP: 0.386, SLG: 0.447										3	0	1	0	1	0	0											
7 Chase Headley, S OBP: 0.407, SLG: 0.536										3	0	0	0	1	2	1											
4 Nick Hundley, R OBP: 0.297, SLG: 0.364										4	0	1	0	0	2	3											
23 Yonder Alonso, L OBP: 0.315, SLG: 0.344										4	0	2	0	0	0	0											
1 Orlando Hudson, S OBP: 0.242, SLG: 0.381										3	1	1	0	1	1	3											
24 Cameron Maybin, R OBP: 0.296, SLG: 0.309										2	1	1	0	2	0	1											
8 Jason Bartlett, R OBP: 0.262, SLG: 0.212										3	0	0	0	0	1	5											
34 Andrew Cashner, R ERA: 1.89										0	0	0	0	0	0	0											
14 Mark Kotsay, L OBP: 0.375, SLG: 0.357										1	0	1	2	0	0	0											
16 Huston Street, R ERA: 1.29										0	0	0	0	0	0	0											
37 Edinson Volquez, R ERA: 3.16	6.2		29	6	0	0	6	2	1	0	0	0	0	0	0	0											
36 Tyler Clippard, R ERA: 6.0	1.0	L	7	2	2	2	2	2	0	0	0	0	0	15	29	18.00	4.000										
17 Sean Burnett, L ERA:	0.1		1	0	0	0	1	0	0	0	0	0	0	3	6	0.00	0.000										
<b>Inning Stats</b>	R: 0 E: 0 K: 0 S: 8	H: 0 LOB: 0 BB: 0 P: 14	R: 0 E: 0 K: 1 S: 9	H: 1 LOB: 2 BB: 1 P: 17	R: 0 E: 0 K: 2 S: 12	H: 0 LOB: 1 BB: 1 P: 22	R: 0 E: 0 K: 2 S: 11	H: 2 LOB: 3 BB: 1 P: 17	R: 0 E: 0 K: 1 S: 8	H: 0 LOB: 0 BB: 0 P: 12	R: 0 E: 0 K: 0 S: 5	H: 1 LOB: 1 BB: 0 P: 9	R: 0 E: 0 K: 1 S: 14	H: 2 LOB: 3 BB: 1 P: 25	R: 2 E: 0 K: 2 S: 13	H: 2 LOB: 1 BB: 1 P: 24	1B: 4 2B: 3 3B: 1 HR: 0	SF: 0 SAC: 0 DP: 0 HBP: 0	WP: 0 PB: 0 SB: 1 CS: 0	PA: 37							
<b>PITCHER</b>	IP	WLS	BF	H	R	ER	SO	BB	IBB	HBP	BLK	WP	HR	S	P	ERA	WHIP										
37 Edinson Volquez, R ERA: 3.16	6.2		29	6	0	0	6	2	1	0	0	0	0	0	0	0	0										
36 Tyler Clippard, R ERA: 6.0	1.0	L	7	2	2	2	2	2	0	0	0	0	0	15	29	18.00	4.000										
17 Sean Burnett, L ERA:	0.1		1	0	0	0	1	0	0	0	0	0	0	3	6	0.00	0.000										








Batter	1	2	3	4	5	6	7	8	9	10	AB	R	H	RBI	BB	SO	LOB	TOP	
20 Ian Desmond, R OBP: 0.287, SLG: 0.364	P3		P4-6			G3		G6-3	K2-3		5	0	0	0	0	1	4	Washington Nationals @ Los Angeles Dodgers Dodger Stadium, Los Angeles, CA Sat Apr 28 2012, 6:11 PM - 9:37 PM PDT Att: 54,242 - Clear - 71 F	
1 Steve Lombardozzi, S OBP: 0.361, SLG: 0.290	G6-3			G4-3		G3		G4-3		K	5	0	0	0	0	1	1		
28 Jayson Werth, R OBP: 0.378, SLG: 0.429				G5-3		G5-3		F7		K	5	0	1	0	0	1	1		
25 Adam LaRoche, L OBP: 0.411, SLG: 0.563	G4-3			F8			HR			G6-3	5	1	2	1	0	0	1		
24 Rick Ankiel, L OBP: 0.232, SLG: 0.447		K								FC5-6	4	1	1	0	0	2	1		
8 Danny Espinosa, S OBP: 0.302, SLG: 0.280		K									4	1	1	0	0	3	1		
34 Bryce Harper, L OBP: 0.250, SLG: 0.667											3	0	1	1	0	0	1		
3 Wilson Ramos, R OBP: 0.355, SLG: 0.358											2	0	1	1	2	0	1		
37 Stephen Strasburg, R OBP: 0.200, SLG: 0.307											3	0	1	0	0	0	1		
36 Tyler Clippard, R											0	0	0	0	0	0	0		
18 Chad Tracy, L OBP: 0.240, SLG: 0.182											0	0	0	0	1	0	0		
63 Henry Alberto Rodriguez, R											0	0	0	0	0	0	0		
32 Tom Gorzelanny, R OBP: 1.000, SLG: 1.000											0	0	0	0	0	0	0		
<b>Inning Stats</b>	R: 0 E: 0 K: 0 S: 10	H: 1 LOB: 1 BB: 0 P: 14	R: 0 E: 0 K: 2 S: 10	H: 0 LOB: 0 BB: 0 P: 16	R: 0 E: 0 K: 0 S: 6	H: 0 LOB: 0 BB: 1 P: 11	R: 0 E: 0 K: 1 S: 14	H: 1 LOB: 1 BB: 0 P: 20	R: 0 E: 0 K: 3 S: 15	H: 2 LOB: 2 BB: 1 P: 28	R: 0 E: 0 K: 1 S: 18	H: 3 LOB: 2 BB: 1 P: 27	R: 0 E: 0 K: 2 S: 8	H: 0 LOB: 0 BB: 0 P: 12	1B: 5 2B: 3 3B: 0 HR: 1	SF: 1 DP: 1 HBP: 0	WP: 0 PB: 0 SB: 0 CS: 0	PA: 40	
<b>PITCHER</b>	IP WLS BF H R ER SO BB IBB HBP BLK WP HR S P ERA WHIP	7.0 2.64	1.0 0.1	3.0 2.1	5.0 1.1	1.0 0.0	0.0 0.0	0.0 0.0	0.0 0.0	0.0 0.0	0.0 0.0	0.0 0.0	0.0 0.0	0.0 0.0	0.0 0.0	0.0 0.0	0.0 0.0	0.0 0.0	0.0 0.0
58 Chad Billingsley, R ERA: 2.64	7.0	2.64	1.0	3.0	5.0	1.0	0.0	0.0	0.0	0.0	0.0	0.0	0.0	0.0	0.0	0.0	0.0	0.0	0.0
52 Josh Lindblom, R ERA: 3.73	1.0	0.1	3.0	2.1	1.1	0.0	0.0	0.0	0.0	0.0	0.0	0.0	0.0	0.0	0.0	0.0	0.0	0.0	0.0
57 Scott Elbert, L ERA: 4.76	0.1	0.2	2.0	1.1	1.1	0.0	0.0	0.0	0.0	0.0	0.0	0.0	0.0	0.0	0.0	0.0	0.0	0.0	0.0
54 Javy Guerra, R ERA: 6.1	0.2	1.0	5.0	2.1	1.1	0.0	0.0	0.0	0.0	0.0	0.0	0.0	0.0	0.0	0.0	0.0	0.0	0.0	0.0
28 Jamey Wright, R ERA: 2.0	1.0	1.0	3.0	0.0	0.0	0.0	0.0	0.0	0.0	0.0	0.0	0.0	0.0	0.0	0.0	0.0	0.0	0.0	0.0

AB	36
R	3
H	8
RBI	3
BB	3
SO	9
LOB	14



Batter	1	2	3	4	5	6	7	8	9	10	AB	R	H	RBI	BB	SO	LOB	BOTTOM				
9 Dee Strange-Gordon, L OBP: 0.253, SLG: 0.247	G1-3		G3-1			L1		G1-3	K		5	0	0	0	0	1	2	Washington Nationals @ Los Angeles Dodgers Dodger Stadium, Los Angeles, CA Sat Apr 28 2012, 6:11 PM - 9:37 PM PDT Att: 54,242 - Clear - 71 F				
10 Tony Gwynn Jr., L OBP: 0.313, SLG: 0.300											5	0	2	0	0	1	2					
27 Matt Kemp, R OBP: 0.506, SLG: 0.922											4	1	1	1	1	2	2					
16 Andre Ethier, L OBP: 0.326, SLG: 0.568											4	0	0	0	0	3	1					
6 Jerry Hairston, R OBP: 0.413, SLG: 0.342											2	1	0	0	0	1	0					
14 Mark Ellis, R OBP: 0.370, SLG: 0.319											1	1	1	0	0	0	0					
7 James Loney, L OBP: 0.314, SLG: 0.355											4	0	2	0	0	0	1					
5 Juan Uribe, R OBP: 0.304, SLG: 0.333											3	1	1	1	0	1	2					
17 A.J. Ellis, R OBP: 0.439, SLG: 0.404											4	0	2	1	0	2	4					
58 Chad Billingsley, R ERA: 2.64											2	0	0	0	0	2	1					
21 Juan Rivera, R OBP: 0.150, SLG: 0.150											0	0	0	0	0	0	0					
52 Josh Lindblom, R ERA: 3.73											0	0	0	0	0	0	0					
57 Scott Elbert, L ERA: 4.76											0	0	0	0	0	0	0					
54 Javy Guerra, R ERA: 6.1											0	0	0	0	0	0	0					
3 Adam Kennedy, L ERA: 10.0											1	0	0	0	0	0	2					
28 Jamey Wright, R ERA: 2.0											0	0	0	0	0	0	0					
<b>Inning Stats</b>	R: 0 E: 0 K: 0 S: 6	H: 1 LOB: 0 BB: 0 P: 11	R: 0 E: 0 K: 2 S: 13	H: 1 LOB: 2 BB: 0 P: 19	R: 0 E: 0 K: 2 S: 11	H: 1 LOB: 1 BB: 0 P: 16	R: 0 E: 0 K: 1 S: 6	H: 0 LOB: 0 BB: 0 P: 9	R: 0 E: 0 K: 1 S: 13	H: 1 LOB: 1 BB: 0 P: 16	R: 0 E: 0 K: 2 S: 9	H: 1 LOB: 1 BB: 0 P: 11	R: 0 E: 0 K: 2 S: 14	H: 0 LOB: 1 BB: 0 P: 22	R: 0 E: 0 K: 2 S: 21	H: 3 LOB: 2 BB: 0 P: 34	R: 1 E: 0 K: 0 S: 3	H: 1 LOB: 0 BB: 0 P: 4	1B: 7 2B: 1 3B: 0 HR: 1	SF: 0 DP: 2 HBP: 2	WP: 3 PB: 0 SB: 1 CS: 0	PA: 39
<b>PITCHER</b>	IP WLS BF H R ER SO BB IBB HBP BLK WP HR S P ERA WHIP	7.0 2.64	1.0 0.1	3.0 2.1	5.0 1.1	1.0 0.0	0.0 0.0	0.0 0.0	0.0 0.0	0.0 0.0	0.0 0.0	0.0 0.0	0.0 0.0	0.0 0.0	0.0 0.0	0.0 0.0	0.0 0.0	0.0 0.0	0.0 0.0			
37 Stephen Strasburg, R ERA: 1.13	7.0	2.64	1.0	3.0	5.0	1.0	0.0	0.0	0.0	0.0	0.0	0.0	0.0	0.0	0.0	0.0	0.0	0.0	0.0			
36 Tyler Clippard, R ERA: 3.4	1.0	0.1	3.0	2.1	1.1	0.0	0.0	0.0	0.0	0.0	0.0	0.0	0.0	0.0	0.0	0.0	0.0	0.0	0.0			
63 Henry Alberto Rodriguez, R ERA: 2.0	0.2	1.0	5.0	2.1	1.1	0.0	0.0	0.0	0.0	0.0	0.0	0.0	0.0	0.0	0.0	0.0	0.0	0.0	0.0			
32 Tom Gorzelanny, L ERA: 6.17	0.1	1.0	2.0	1.1	1.1	0.0	0.0	0.0	0.0	0.0	0.0	0.0	0.0	0.0	0.0	0.0	0.0	0.0	0.0			

AB	36
R	4
H	9
RBI	3
BB	1
SO	13
LOB	19













Batter	1	2	3	4	5	6	7	8	9	AB	R	H	RBI	BB	SO	LOB	TOP					
8 Gerardo Parra, L (1, 8) OBP: 0.301, SLG: 0.390										5	0	1	0	0	1	0	<b>Arizona Diamondbacks @ Washington Nationals</b> <b>Nationals Park, Washington, DC</b> Wed May 02 2012, 7:06 PM - 10:09 PM EDT Att: 16,274 - Cloudy - 64 F					
2 Aaron Hill, R (1, 4) OBP: 0.350, SLG: 0.448										4	0	1	0	0	1							
10 Justin Upton, R (1, 9) OBP: 0.364, SLG: 0.425										3	2	1	1	1	1							
13 Jason Kubel, L (1, 7)										4	1	1	0	0	0	2						
26 Miguel Montero, L (1, 2) OBP: 0.378, SLG: 0.392										4	0	3	0	0	1							
44 Paul Goldschmidt, R (1, 3) OBP: 0.364, SLG: 0.954										4	1	2	1	0	1	3						
14 Ryan Roberts, R (1, 5) OBP: 0.241, SLG: 0.246										3	0	1	2	0	0	3						
16 John McDonald, R (1, 6) OBP: 0.382, SLG: 0.516										3	0	1	0	1	0	3						
34 Joe Saunders, L (1, 1)										3	0	0	0	0	0	2						
29 Brad Ziegler, R (7, 1)										0	0	0	0	0	0	0						
32 Craig Breslow, L (8, 1)										0	0	0	0	0	0	0						
37 Lyle Overbay, L (9, PH)										1	0	0	0	0	1	1						
40 J.J. Putz, R (9, 1)										0	0	0	0	0	0	0						
<b>Inning Stats</b>	R: 0 E: 0 K: 2 S: 9	H: 0 LOB: 0 BB: 0 P: 11	R: 0 E: 0 K: 0 S: 7	H: 2 LOB: 2 BB: 0 P: 15	R: 0 E: 0 K: 0 S: 6	H: 1 LOB: 0 BB: 0 P: 7	R: 2 E: 0 K: 0 S: 16	H: 3 LOB: 1 BB: 0 P: 25	R: 0 E: 0 K: 0 S: 5	H: 0 LOB: 0 BB: 0 P: 7	R: 2 E: 1 K: 1 S: 15	H: 2 LOB: 2 BB: 2 P: 27	R: 0 E: 0 K: 0 S: 8	H: 1 LOB: 1 BB: 0 P: 12	R: 0 E: 0 K: 1 S: 6	H: 1 LOB: 0 BB: 0 P: 10	R: 0 E: 0 K: 2 S: 9	H: 1 LOB: 0 BB: 0 P: 12	1B: 9 2B: 2 3B: 0 HR: 1	SF: 1 SAC: 0 DP: 2 HBP: 0	WP: 0 PB: 0 SB: 2 CS: 2	PA: 37
<b>PITCHER</b>	IP WLS BF H R ER SO BB IBB HBP BLK WP HR S P ERA WHIP	IP WLS BF H R ER SO BB IBB HBP BLK WP HR S P ERA WHIP	IP WLS BF H R ER SO BB IBB HBP BLK WP HR S P ERA WHIP	IP WLS BF H R ER SO BB IBB HBP BLK WP HR S P ERA WHIP	IP WLS BF H R ER SO BB IBB HBP BLK WP HR S P ERA WHIP	IP WLS BF H R ER SO BB IBB HBP BLK WP HR S P ERA WHIP	IP WLS BF H R ER SO BB IBB HBP BLK WP HR S P ERA WHIP	IP WLS BF H R ER SO BB IBB HBP BLK WP HR S P ERA WHIP	IP WLS BF H R ER SO BB IBB HBP BLK WP HR S P ERA WHIP	IP WLS BF H R ER SO BB IBB HBP BLK WP HR S P ERA WHIP	IP WLS BF H R ER SO BB IBB HBP BLK WP HR S P ERA WHIP	IP WLS BF H R ER SO BB IBB HBP BLK WP HR S P ERA WHIP	IP WLS BF H R ER SO BB IBB HBP BLK WP HR S P ERA WHIP	IP WLS BF H R ER SO BB IBB HBP BLK WP HR S P ERA WHIP	IP WLS BF H R ER SO BB IBB HBP BLK WP HR S P ERA WHIP	IP WLS BF H R ER SO BB IBB HBP BLK WP HR S P ERA WHIP	IP WLS BF H R ER SO BB IBB HBP BLK WP HR S P ERA WHIP					
33 Edwin Jackson, R (1, 1) ERA: 3.69	6.0	27	8	4	4	3	1	1	0	0	0	0	0	1	58	92	6.00	1.500				
35 Craig Stammen, R (7, 1) ERA: 0.71	2.0	7	2	0	0	1	0	0	0	0	0	0	0	0	14	22	0.00	1.000				
63 Henry Alberto Rodriguez, R (1, 1) ERA: 1.8	1.0	W	3	1	0	0	0	0	0	0	0	0	0	0	9	12	0.00	1.000				

Batter	1	2	3	4	5	6	7	8	9	AB	R	H	RBI	BB	SO	LOB	BOTTOM			
20 Ian Desmond, R (1, 6) OBP: 0.299, SLG: 0.416										5	1	2	2	0	1	2	<b>Arizona Diamondbacks @ Washington Nationals</b> <b>Nationals Park, Washington, DC</b> Wed May 02 2012, 7:06 PM - 10:09 PM EDT Att: 16,274 - Cloudy - 64 F			
1 Steve Lombardozzi, S (1, 5) OBP: 0.363, SLG: 0.341										3	0	1	1	1	0	1				
28 Jayson Werth, R (1, 9) OBP: 0.378, SLG: 0.417										4	0	1	0	0	2	3				
25 Adam LaRoche, L (1, 3) OBP: 0.392, SLG: 0.511										3	0	0	0	0	0	1				
21 Xavier Nady, R (1, 7) OBP: 0.153, SLG: 0.193										0	0	0	0	0	0	0				
26 Jesus Flores, R (8, PH)										1	0	0	0	0	1	2				
63 Henry Alberto Rodriguez, R (1, 1)										0	0	0	0	0	0	0				
8 Danny Espinosa, S (1, 4) OBP: 0.286, SLG: 0.247										3	1	0	0	1	1	2				
34 Bryce Harper, L (1, 8) OBP: 0.400, SLG: 0.615										4	2	3	1	0	0	0				
3 Wilson Ramos, R (1, 2) OBP: 0.362, SLG: 0.356										3	1	2	0	1	1	1				
33 Edwin Jackson, R (1, 1) ERA: 1.24	6.1	26	7	3	2	6	2	0	0	0	0	0	0	0	2	2				
57 Tyler Moore, R (7, 7) OBP: 0.250, SLG: 0.250	0.2	H	4	1	0	0	1	0	0	0	0	0	0	0	1	1				
24 Rick Ankiel, L (9, PH)	1.0	H	3	0	0	0	2	0	0	0	0	0	0	0	0	0				
40 J.J. Putz, R (9, 1) ERA: 6.48	0.2	L	4	2	2	2	2	0	0	0	0	0	0	0	0	1				
<b>Inning Stats</b>	R: 0 E: 0 K: 2 S: 10	H: 1 LOB: 1 BB: 0 P: 15	R: 0 E: 0 K: 0 S: 8	H: 1 LOB: 0 BB: 0 P: 12	R: 1 E: 0 K: 1 S: 11	H: 2 LOB: 1 BB: 0 P: 17	R: 2 E: 1 K: 2 S: 12	H: 2 LOB: 1 BB: 1 P: 20	R: 0 E: 0 K: 0 S: 4	H: 1 LOB: 0 BB: 0 P: 9	R: 0 E: 0 K: 1 S: 11	H: 0 LOB: 1 BB: 1 P: 16	R: 0 E: 0 K: 2 S: 14	H: 1 LOB: 2 BB: 1 P: 25	R: 2 E: 0 K: 2 S: 9	H: 2 LOB: 0 BB: 0 P: 13	1B: 5 2B: 4 3B: 0 HR: 1	SF: 0 SAC: 0 DP: 0 HBP: 0	WP: 0 PB: 0 SB: 1 CS: 2	PA: 38
<b>PITCHER</b>	IP WLS BF H R ER SO BB IBB HBP BLK WP HR S P ERA WHIP	IP WLS BF H R ER SO BB IBB HBP BLK WP HR S P ERA WHIP	IP WLS BF H R ER SO BB IBB HBP BLK WP HR S P ERA WHIP	IP WLS BF H R ER SO BB IBB HBP BLK WP HR S P ERA WHIP	IP WLS BF H R ER SO BB IBB HBP BLK WP HR S P ERA WHIP	IP WLS BF H R ER SO BB IBB HBP BLK WP HR S P ERA WHIP	IP WLS BF H R ER SO BB IBB HBP BLK WP HR S P ERA WHIP	IP WLS BF H R ER SO BB IBB HBP BLK WP HR S P ERA WHIP	IP WLS BF H R ER SO BB IBB HBP BLK WP HR S P ERA WHIP	IP WLS BF H R ER SO BB IBB HBP BLK WP HR S P ERA WHIP	IP WLS BF H R ER SO BB IBB HBP BLK WP HR S P ERA WHIP	IP WLS BF H R ER SO BB IBB HBP BLK WP HR S P ERA WHIP	IP WLS BF H R ER SO BB IBB HBP BLK WP HR S P ERA WHIP	IP WLS BF H R ER SO BB IBB HBP BLK WP HR S P ERA WHIP	IP WLS BF H R ER SO BB IBB HBP BLK WP HR S P ERA WHIP	IP WLS BF H R ER SO BB IBB HBP BLK WP HR S P ERA WHIP				
34 Joe Saunders, L (1, 1) ERA: 1.24	6.1	26	7	3	2	6	2	0	0	0	0	0	0	0	2	2				
29 Brad Ziegler, R (7, 1) ERA: 2.19	0.2	H	4	1	0	0	1	0	0	0	0	0	0	0	1	1				
32 Craig Breslow, L (8, 1) ERA: 2.19	1.0	H	3	0	0	0	2	0	0	0	0	0	0	0	0	0				
40 J.J. Putz, R (9, 1) ERA: 6.48	0.2	L	4	2	2	2	2	0	0	0	0	0	0	0	1	13				





Batter	1	2	3	4	5	6	7	8	9	AB	R	H	RBI	BB	SO	LOB	TOP					
18 Willie Bloomquist, R OBP: 0.272, SLG: 0.364	F9		P3			BB		F9		3	1	0	0	1	0	1	Arizona Diamondbacks @ Washington Nationals Nationals Park, Washington, DC Thu May 03 2012, 7:07 PM - 9:33 PM EDT Att. 19,656 - Clear - 80 F					
2 Aaron Hill, R OBP: 0.356, SLG: 0.456	F8			BB		2B		G6-3		3	0	1	1	1	0	0						
10 Justin Upton, R OBP: 0.348, SLG: 0.493	G6-3		F9			F9		F9		4	0	0	0	0	0	2						
13 Jason Kubel, L OBP: 0.376, SLG: 0.494		F9		F8		P5		F8		4	0	0	0	0	0	2						
44 Paul Goldschmidt, R OBP: 0.321, SLG: 0.348		F9		F9				F9		4	0	1	0	0	0	1						
26 Miguel Montero, L OBP: 0.366, SLG: 0.378		G4-3								3	0	0	0	0	1	1						
14 Ryan Roberts, R OBP: 0.244, SLG: 0.250			F9							3	0	1	0	0	0	1						
11 AJ Pollock, R OBP: 0.143, SLG: 0.120										3	0	0	0	0	2	2						
39 Bryan Shaw, S										0	0	0	0	0	0	0						
31 Ian Kennedy, R										1	0	0	0	1	0	0						
8 Gerardo Parra, L OBP: 0.298, SLG: 0.385								F8		1	0	0	0	0	0	0						
<b>Inning Stats</b>	R: 0 E: 0 K: 0 S: 7	H: 0 LOB: 0 BB: 0 P: 10	R: 0 E: 0 K: 0 S: 9	H: 0 LOB: 0 BB: 0 P: 10	R: 0 E: 0 K: 1 S: 9	H: 0 LOB: 1 BB: 1 P: 14	R: 0 E: 0 K: 0 S: 15	H: 0 LOB: 1 BB: 1 P: 21	R: 0 E: 0 K: 1 S: 6	H: 1 LOB: 0 BB: 0 P: 7	R: 1 E: 0 K: 0 S: 11	H: 1 LOB: 1 BB: 1 P: 20	R: 0 E: 0 K: 1 S: 15	H: 1 LOB: 1 BB: 0 P: 23	R: 0 E: 0 K: 0 S: 8	H: 0 LOB: 0 BB: 0 P: 13	R: 0 E: 0 K: 0 S: 10	H: 0 LOB: 0 BB: 0 P: 13	1B: 2 2B: 1 3B: 0 HR: 0	SF: 0 SAC: 0 DP: 1 HBP: 0	WP: 0 PB: 0 SB: 0 CS: 0	PA: 32
<b>PITCHER</b>	IP WLS BF H R ER SO BB IBB HBP BLK WP HR S P ERA WHIP																					
48 Ross Detwiler, L ERA: 1.53	6.1 W 24 3 1 1 2 3 0 0 0 0 0 0 63 92 1.42 0.947																					
52 Ryan Mattheus, R ERA: 3.0	0.2 H 2 0 0 0 1 0 0 0 0 0 0 0 9 13 0.00 0.000																					
36 Tyler Clippard, R ERA: 4.51	1.0 H 3 0 0 0 0 0 0 0 0 0 0 0 8 13 0.00 0.000																					
63 Henry Alberto Rodriguez, R ERA: 1.64	1.0 S 3 0 0 0 0 0 0 0 0 0 0 0 10 13 0.00 0.000																					

Batter	1	2	3	4	5	6	7	8	9	AB	R	H	RBI	BB	SO	LOB	BOTTOM			
20 Ian Desmond, R OBP: 0.306, SLG: 0.423	F8		P4			SH1-3		G4-6-3		3	1	1	0	1	0	0	Arizona Diamondbacks @ Washington Nationals Nationals Park, Washington, DC Thu May 03 2012, 7:07 PM - 9:33 PM EDT Att. 19,656 - Clear - 80 F			
1 Steve Lombardozzi, S OBP: 0.360, SLG: 0.318	P5		L9			2B		G4-6-3		3	0	0	0	0	0	1				
34 Bryce Harper, L OBP: 0.389, SLG: 0.625	G1-3									3	0	1	1	0	0	0				
28 Jayson Werth, R OBP: 0.376, SLG: 0.425		BLK								3	1	1	0	0	0	1				
18 Chad Tracy, L OBP: 0.241, SLG: 0.160		BLK								2	0	0	0	1	0	1				
8 Danny Espinosa, S OBP: 0.277, SLG: 0.239										3	0	0	0	0	2	2				
24 Rick Ankiel, L OBP: 0.250, SLG: 0.383		G3								3	0	1	1	0	0	1				
3 Wilson Ramos, R OBP: 0.347, SLG: 0.339										3	0	0	0	0	1	2				
48 Ross Detwiler, R ERA: 3.23										2	0	0	0	0	1	1				
52 Ryan Mattheus, R ERA: 3.23										0	0	0	0	0	0	0				
36 Tyler Clippard, R ERA: 4.51										0	0	0	0	0	0	0				
2 Roger Bernadina, L OBP: 0.280, SLG: 0.273										1	0	0	0	0	0	0				
63 Henry Alberto Rodriguez, R ERA: 1.64										0	0	0	0	0	0	0				
<b>Inning Stats</b>	R: 0 E: 0 K: 0 S: 7	H: 0 LOB: 0 BB: 0 P: 8	R: 1 E: 0 K: 1 S: 9	H: 1 LOB: 1 BB: 1 P: 17	R: 0 E: 0 K: 1 S: 5	H: 0 LOB: 0 BB: 0 P: 7	R: 0 E: 0 K: 0 S: 6	H: 0 LOB: 0 BB: 0 P: 9	R: 0 E: 0 K: 2 S: 12	H: 1 LOB: 1 BB: 0 P: 17	R: 1 E: 0 K: 0 S: 8	H: 2 LOB: 1 BB: 0 P: 11	R: 0 E: 0 K: 0 S: 9	H: 0 LOB: 0 BB: 0 P: 14	R: 0 E: 0 K: 0 S: 5	H: 0 LOB: 0 BB: 1 P: 12	1B: 1 2B: 3 3B: 0 HR: 0	SF: 0 SAC: 1 DP: 1 HBP: 0	WP: 0 PB: 0 SB: 1 CS: 0	PA: 29
<b>PITCHER</b>	IP WLS BF H R ER SO BB IBB HBP BLK WP HR S P ERA WHIP																			
31 Ian Kennedy, R ERA: 1.5	7.0 L 26 4 2 2 2 4 1 0 0 0 0 0 56 83 2.57 0.714																			
39 Bryan Shaw, R ERA: 1.5	1.0 3 0 0 0 0 1 0 0 0 0 0 0 5 12 0.00 1.000																			







Batter	1	2	3	4	5	6	7	8	9	AB	R	H	RBI	BB	SO	LOB	TOP			
11 Jimmy Rollins, S OBP: 0.267, SLG: 0.266	G4-3		F8					G4-3		4	0	1	0	0	0	0	Philadelphia Phillies @ Washington Nationals Nationals Park, Washington, DC Sat May 05 2012, 1:07 PM - 3:34 PM EDT Att: 39,496 - Cloudy - 81 F			
27 Placido Polanco, R OBP: 0.289, SLG: 0.283	F9		K					F8		4	0	0	0	0	1	1				
8 Shane Victorino, S OBP: 0.289, SLG: 0.404	K							F7		4	1	1	0	0	2	0				
3 Hunter Pence, R OBP: 0.304, SLG: 0.435										4	0	2	0	0	0	1				
51 Carlos Ruiz, R OBP: 0.352, SLG: 0.588	G5-3									3	0	0	1	0	0	2				
24 Ty Wigginton, R OBP: 0.380, SLG: 0.408	K									3	0	0	0	1	2	2				
15 John Mayberry Jr., R OBP: 0.291, SLG: 0.299	E5									3	0	0	0	0	0	2				
13 Freddy Galvis, S OBP: 0.218, SLG: 0.298	P6									3	0	1	0	0	0	2				
49 Vance Worley, R										2	0	0	0	0	1	0				
31 Erik Kratz, R 55 Joe Savery, L 52 Jose Contreras, R										1	0	0	0	0	1	1				
<b>Inning Stats</b>	R: 0 E: 0 K: 1 S: 6	H: 0 LOB: 0 BB: 0 P: 11	R: 0 E: 1 K: 1 S: 17	H: 1 LOB: 2 BB: 0 P: 21	R: 0 E: 0 K: 1 S: 10	H: 0 LOB: 0 BB: 0 P: 15	R: 1 E: 0 K: 0 S: 12	H: 1 LOB: 1 BB: 1 P: 18	R: 0 E: 0 K: 1 S: 10	H: 0 LOB: 0 BB: 0 P: 12	R: 0 E: 0 K: 2 S: 14	H: 1 LOB: 1 BB: 0 P: 19	R: 0 E: 0 K: 0 S: 7	H: 0 LOB: 0 BB: 0 P: 10	R: 0 E: 0 K: 0 S: 6	H: 1 LOB: 0 BB: 0 P: 9	1B: 1 2B: 4 3B: 0 HR: 0	SF: 1 SAC: 0 DP: 1 HBP: 0	WP: 0 PB: 0 SB: 0 CS: 0	PA: 33
<b>PITCHER</b>	IP WLS BF H R ER SO BB IBB HBP BLK WP HR S P ERA WHIP	7.0 W 27 4 1 1 7 1 0 0 0 0 0 0 13 107 1.29 0.714	2.0 6 1 0 0 0 0 0 0 0 0 0 0 0 13 19 0.00 0.500											IP WLS BF H R ER SO BB IBB HBP BLK WP HR S P ERA WHIP						

Batter	1	2	3	4	5	6	7	8	9	AB	R	H	RBI	BB	SO	LOB	BOTTOM			
20 Ian Desmond, R OBP: 0.316, SLG: 0.426	G3		K					K		5	1	1	1	0	2	2	Philadelphia Phillies @ Washington Nationals Nationals Park, Washington, DC Sat May 05 2012, 1:07 PM - 3:34 PM EDT Att: 39,496 - Cloudy - 81 F			
1 Steve Lombardozzi, S OBP: 0.410, SLG: 0.399										4	1	3	0	1	0	0				
34 Bryce Harper, L OBP: 0.379, SLG: 0.435										4	0	0	0	1	0	5				
28 Jayson Werth, R OBP: 0.369, SLG: 0.438										4	2	2	3	0	1	2				
18 Chad Tracy, L 52 Ryan Mattheus, R										4	2	3	2	0	0	2				
8 Danny Espinosa, S OBP: 0.294, SLG: 0.253										4	0	0	0	0	1	1				
24 Rick Ankiel, L OBP: 0.333, SLG: 0.473										4	0	3	1	0	0	0				
3 Wilson Ramos, R OBP: 0.338, SLG: 0.328										4	0	0	0	0	1	3				
47 Gio González, R 57 Tyler Moore, R										3	1	1	0	0	1	1				
<b>Inning Stats</b>	R: 0 E: 0 K: 1 S: 9	H: 1 LOB: 2 BB: 1 P: 17	R: 0 E: 0 K: 1 S: 9	H: 1 LOB: 0 BB: 0 P: 17	R: 0 E: 0 K: 1 S: 6	H: 1 LOB: 0 BB: 0 P: 7	R: 0 E: 0 K: 1 S: 12	H: 2 LOB: 2 BB: 0 P: 13	R: 4 E: 0 K: 0 S: 22	H: 5 LOB: 2 BB: 1 P: 33	R: 1 E: 0 K: 0 S: 10	H: 1 LOB: 0 BB: 0 P: 12	R: 2 E: 0 K: 0 S: 12	H: 2 LOB: 0 BB: 0 P: 19	R: 0 E: 0 K: 2 S: 16	H: 2 LOB: 2 BB: 0 P: 22		1B: 8 2B: 5 3B: 0 HR: 3	SF: 0 SAC: 0 DP: 1 HBP: 0	WP: 0 PB: 0 SB: 0 CS: 0
<b>PITCHER</b>	IP WLS BF H R ER SO BB IBB HBP BLK WP HR S P ERA WHIP	6.0 L 29 11 5 5 4 2 0 0 0 0 0 1 68 7.50 2.167	1.0 5 2 2 2 0 0 0 0 0 0 0 1 12 19 18.00 2.000	1.0 5 2 0 0 2 0 0 0 0 0 0 0 16 22 0.00 2.000											IP WLS BF H R ER SO BB IBB HBP BLK WP HR S P ERA WHIP					



Batter	1	2	3	4	5	6	7	8	9	AB	R	H	RBI	BB	SO	LOB	TOP							
11 Jimmy Rollins, S OBP: 0.273, SLG: 0.259	G4-3		G3	F8			BB		BB	3	1	0	0	2	0	4	Philadelphia Phillies @ Washington Nationals Nationals Park, Washington, DC Sun May 06 2012, 8:07 PM - 11:01 PM EDT Att: 33,058 - Overcast - 69 F							
10 Juan Pierre, L OBP: 0.388, SLG: 0.359	B1-3		G4-3				BB		BB	4	1	2	1	1	0	2								
8 Shane Victorino, S OBP: 0.294, SLG: 0.415	G3						BB		BB	4	2	1	1	1	0	4								
3 Hunter Pence, R OBP: 0.308, SLG: 0.487		F8					BB		BB	5	2	2	4	0	0	3								
19 Lavnce Nix, L OBP: 0.380, SLG: 0.578 24 Ty Wigginton, R OBP: 0.360, SLG: 0.408	G4-3						BB		BB	5	1	1	0	0	1	3								
51 Carlos Ruiz, R OBP: 0.344, SLG: 0.565	G5-3						BB		BB	0	0	0	0	0	0	0								
27 Placido Polanco, R OBP: 0.304, SLG: 0.309			G6-3				BB		BB	5	1	3	1	0	0	0								
4 Pete Orr, L OBP: 0.300, SLG: 0.414 13 Freddy Galvis, S OBP: 0.225, SLG: 0.392							BB		BB	3	0	1	0	0	1	2								
35 Cole Hamels, L OBP: 0.375, SLG: 0.357 15 John Mayberry Jr., R OBP: 0.217, SLG: 0.254 48 Brian Sanches, R							BB		BB	2	0	1	0	1	0	0								
							BB		BB	0	0	0	0	0	0	0								
<b>Inning Stats</b>	R: 0 E: 0 K: 0 S: 5	H: 0 LOB: 0 BB: 0 P: 6	R: 0 E: 0 K: 0 S: 7	H: 0 LOB: 0 BB: 0 P: 15	R: 0 E: 0 K: 0 S: 7	H: 1 LOB: 2 BB: 0 P: 9	R: 3 E: 0 K: 1 S: 17	H: 4 LOB: 2 BB: 1 P: 29	R: 0 E: 0 K: 0 S: 3	H: 1 LOB: 1 BB: 0 P: 8	R: 0 E: 0 K: 0 S: 7	H: 1 LOB: 3 BB: 2 P: 22	R: 0 E: 0 K: 0 S: 4	H: 0 LOB: 0 BB: 0 P: 8	R: 6 E: 0 K: 1 S: 28	H: 6 LOB: 1 BB: 1 P: 42	1B: 9 2B: 1 3B: 1 HR: 2	SF: 0 SAC: 0 DP: 1 HBP: 1	WP: 0 PB: 0 SB: 1 CS: 0	PA: 45				
<b>PITCHER</b>	IP WLS BF H R ER SO BB IBB HBP BLK WP HR S P ERA WHIP	IP WLS BF H R ER SO BB IBB HBP BLK WP HR S P ERA WHIP	IP WLS BF H R ER SO BB IBB HBP BLK WP HR S P ERA WHIP	IP WLS BF H R ER SO BB IBB HBP BLK WP HR S P ERA WHIP	IP WLS BF H R ER SO BB IBB HBP BLK WP HR S P ERA WHIP	IP WLS BF H R ER SO BB IBB HBP BLK WP HR S P ERA WHIP	IP WLS BF H R ER SO BB IBB HBP BLK WP HR S P ERA WHIP	IP WLS BF H R ER SO BB IBB HBP BLK WP HR S P ERA WHIP	IP WLS BF H R ER SO BB IBB HBP BLK WP HR S P ERA WHIP	IP WLS BF H R ER SO BB IBB HBP BLK WP HR S P ERA WHIP	IP WLS BF H R ER SO BB IBB HBP BLK WP HR S P ERA WHIP	IP WLS BF H R ER SO BB IBB HBP BLK WP HR S P ERA WHIP	IP WLS BF H R ER SO BB IBB HBP BLK WP HR S P ERA WHIP	IP WLS BF H R ER SO BB IBB HBP BLK WP HR S P ERA WHIP	IP WLS BF H R ER SO BB IBB HBP BLK WP HR S P ERA WHIP	IP WLS BF H R ER SO BB IBB HBP BLK WP HR S P ERA WHIP	IP WLS BF H R ER SO BB IBB HBP BLK WP HR S P ERA WHIP	IP WLS BF H R ER SO BB IBB HBP BLK WP HR S P ERA WHIP	IP WLS BF H R ER SO BB IBB HBP BLK WP HR S P ERA WHIP	IP WLS BF H R ER SO BB IBB HBP BLK WP HR S P ERA WHIP	IP WLS BF H R ER SO BB IBB HBP BLK WP HR S P ERA WHIP	IP WLS BF H R ER SO BB IBB HBP BLK WP HR S P ERA WHIP		
27 Jordan Zimmermann, R ERA: 2.25	6.0 L 29 7 3 3 1 4 0 0 0 0 1 49 91 4.50 1.833	35 Craig Stammen, R ERA: 0.61	1.0 3 0 0 0 0 0 0 0 0 0 0 4 8 0.00 0.000	17 Sean Burnett, L ERA:	1.0 3 0 0 0 0 0 0 0 0 0 0 4 8 0.00 0.000	45 Ryan Perry, R ERA: 23.63	0.2 8 5 6 6 0 1 0 0 0 0 1 18 30 81.00 9.000	32 Tom Gorzelanny, L ERA: 5.54	0.1 2 1 0 0 1 0 0 0 0 0 0 10 12 0.00 3.000															

AB	39
R	9
H	13
RBI	9
BB	5
SO	3
LOB	20



Batter	1	2	3	4	5	6	7	8	9	AB	R	H	RBI	BB	SO	LOB	BOTTOM							
20 Ian Desmond, R OBP: 0.299, SLG: 0.442	K		K				BB		F8	5	0	2	1	0	2	0	Philadelphia Phillies @ Washington Nationals Nationals Park, Washington, DC Sun May 06 2012, 8:07 PM - 11:01 PM EDT Att: 33,058 - Overcast - 69 F							
1 Steve Lombardozzi, S OBP: 0.379, SLG: 0.356	F9		G5-3				BB		L8	5	0	0	0	0	0	3								
34 Bryce Harper, L OBP: 0.424, SLG: 0.500	HBP						BB		L8	3	1	2	0	0	0	0								
28 Jayson Werth, R OBP: 0.372, SLG: 0.439 21 Xavier Nady, R OBP: 0.161, SLG: 0.166	BB						BB		G4-3	2	0	1	0	0	1	1								
18 Chad Tracy, L OBP: 0.310, SLG: 0.447	P6						BB		G4-3	2	0	0	0	0	1	1								
8 Danny Espinosa, S OBP: 0.292, SLG: 0.245	K						BB		F7	4	0	1	0	0	0	1								
24 Rick Ankiel, L OBP: 0.311, SLG: 0.441	G3-1						BB		F7	3	0	0	0	1	1	1								
3 Wilson Ramos, R OBP: 0.346, SLG: 0.329							BB		F7	4	1	0	0	0	1	1								
27 Jordan Zimmermann, R ERA: 2.25 35 Craig Stammen, R ERA: 0.61 57 Tyler Moore, R OBP: 0.296, SLG: 0.266 17 Sean Burnett, L ERA: 45 Ryan Perry, R ERA: 23.63 32 Tom Gorzelanny, R OBP: 0.205, SLG: 0.169 2 Roger Bernadina, L OBP: 0.268, SLG: 0.331							BB		F7	2	0	0	0	0	0	1								
							BB		F7	0	0	0	0	0	0	0								
							BB		F7	1	0	1	1	0	0	0								
<b>Inning Stats</b>	R: 1 E: 0 K: 1 S: 12	H: 1 LOB: 1 BB: 0 P: 17	R: 0 E: 0 K: 1 S: 10	H: 0 LOB: 1 BB: 1 P: 15	R: 0 E: 0 K: 2 S: 13	H: 1 LOB: 1 BB: 0 P: 18	R: 0 E: 0 K: 1 S: 12	H: 0 LOB: 0 BB: 0 P: 17	R: 0 E: 0 K: 1 S: 9	H: 1 LOB: 1 BB: 0 P: 13	R: 0 E: 0 K: 1 S: 8	H: 1 LOB: 1 BB: 0 P: 11	R: 0 E: 0 K: 0 S: 7	H: 1 LOB: 1 BB: 0 P: 10	R: 2 E: 0 K: 0 S: 21	H: 3 LOB: 2 BB: 1 P: 32	1B: 5 2B: 2 3B: 1 HR: 0	SF: 0 SAC: 0 DP: 0 HBP: 1	WP: 0 PB: 0 SB: 1 CS: 0	PA: 38				
<b>PITCHER</b>	IP WLS BF H R ER SO BB IBB HBP BLK WP HR S P ERA WHIP	IP WLS BF H R ER SO BB IBB HBP BLK WP HR S P ERA WHIP	IP WLS BF H R ER SO BB IBB HBP BLK WP HR S P ERA WHIP	IP WLS BF H R ER SO BB IBB HBP BLK WP HR S P ERA WHIP	IP WLS BF H R ER SO BB IBB HBP BLK WP HR S P ERA WHIP	IP WLS BF H R ER SO BB IBB HBP BLK WP HR S P ERA WHIP	IP WLS BF H R ER SO BB IBB HBP BLK WP HR S P ERA WHIP	IP WLS BF H R ER SO BB IBB HBP BLK WP HR S P ERA WHIP	IP WLS BF H R ER SO BB IBB HBP BLK WP HR S P ERA WHIP	IP WLS BF H R ER SO BB IBB HBP BLK WP HR S P ERA WHIP	IP WLS BF H R ER SO BB IBB HBP BLK WP HR S P ERA WHIP	IP WLS BF H R ER SO BB IBB HBP BLK WP HR S P ERA WHIP	IP WLS BF H R ER SO BB IBB HBP BLK WP HR S P ERA WHIP	IP WLS BF H R ER SO BB IBB HBP BLK WP HR S P ERA WHIP	IP WLS BF H R ER SO BB IBB HBP BLK WP HR S P ERA WHIP	IP WLS BF H R ER SO BB IBB HBP BLK WP HR S P ERA WHIP	IP WLS BF H R ER SO BB IBB HBP BLK WP HR S P ERA WHIP	IP WLS BF H R ER SO BB IBB HBP BLK WP HR S P ERA WHIP	IP WLS BF H R ER SO BB IBB HBP BLK WP HR S P ERA WHIP	IP WLS BF H R ER SO BB IBB HBP BLK WP HR S P ERA WHIP	IP WLS BF H R ER SO BB IBB HBP BLK WP HR S P ERA WHIP	IP WLS BF H R ER SO BB IBB HBP BLK WP HR S P ERA WHIP		
35 Cole Hamels, L ERA: 2.45	8.0 W 31 5 1 1 0 1 0 0 0 0 0 21 109 1.12 0.750	48 Brian Sanches, R ERA: 12.0	1.0 7 3 2 2 0 1 0 0 0 0 0 21 32 18.00 4.000																					

AB	35
R	3
H	8
RBI	2
BB	2
SO	8
LOB	9





Batter	1	2	3	4	5	6	7	8	9	AB	R	H	RBI	BB	SO	LOB	TOP				
20 Ian Desmond, R OBP: 0.290, SLG: 0.427										4	0	0	0	0	2	2	Washington Nationals @ Pittsburgh Pirates PNC Park, Pittsburgh, PA Tue May 08 2012, 7:09 PM - 9:43 PM EDT Att: 10,323 - Cloudy - 70 F				
34 Bryce Harper, L OBP: 0.405, SLG: 0.500										4	1	1	0	0	0	0					
11 Ryan Zimmerman, R OBP: 0.319, SLG: 0.339										4	1	1	0	0	0	1					
25 Adam LaRoche, L OBP: 0.406, SLG: 0.548										3	1	2	2	1	1	0					
8 Danny Espinosa, S OBP: 0.282, SLG: 0.235										4	0	0	0	0	3	3					
24 Rick Ankiel, L OBP: 0.308, SLG: 0.429											4	0	1	1	0	1		0			
3 Wilson Ramos, R OBP: 0.353, SLG: 0.378											4	1	2	1	0	2		2			
2 Roger Bernadina, L OBP: 0.286, SLG: 0.286										4	0	0	0	0	2	1					
33 Edwin Jackson, R OBP: 0.308, SLG: 0.308										2	0	2	0	0	0	0	0				
1 Steve Lombardozzi, S OBP: 0.373, SLG: 0.350										1	0	0	0	0	1	0	0				
36 Tyler Clippard, R OBP: 0.319, SLG: 0.338										0	0	0	0	0	0	0	0				
63 Henry Alberto Rodriguez, R OBP: 0.290, SLG: 0.308										0	0	0	0	0	0	0	0				
<b>Inning Stats</b>	R: 0 H: 0 E: 0 K: 1 S: 10	H: 0 LOB: 0 BB: 0 P: 14	R: 0 H: 0 E: 0 K: 2 S: 7	H: 0 LOB: 0 BB: 0 P: 8	R: 1 H: 2 E: 0 K: 1 S: 6	H: 2 LOB: 0 BB: 0 P: 10	R: 1 H: 3 E: 0 K: 2 S: 11	H: 3 LOB: 2 BB: 0 P: 17	R: 0 H: 1 E: 0 K: 0 S: 5	H: 0 LOB: 0 BB: 1 P: 12	R: 0 H: 0 E: 0 K: 2 S: 9	H: 0 LOB: 0 BB: 0 P: 12	R: 0 H: 0 E: 0 K: 2 S: 9	H: 0 LOB: 1 BB: 0 P: 12	R: 2 H: 3 E: 0 K: 2 S: 16	H: 3 LOB: 1 BB: 0 P: 23	1B: 6 2B: 1 3B: 0 HR: 2	SF: 0 SAC: 0 DP: 2 HBP: 0	WP: 0 PB: 0 SB: 0 CS: 0	PA: 35	
<b>PITCHER</b>	IP WLS BF H R ER SO BB IBB HBP BLK WP HR S P ERA WHIP	IP WLS BF H R ER SO BB IBB HBP BLK WP HR S P ERA WHIP	IP WLS BF H R ER SO BB IBB HBP BLK WP HR S P ERA WHIP	IP WLS BF H R ER SO BB IBB HBP BLK WP HR S P ERA WHIP	IP WLS BF H R ER SO BB IBB HBP BLK WP HR S P ERA WHIP	IP WLS BF H R ER SO BB IBB HBP BLK WP HR S P ERA WHIP	IP WLS BF H R ER SO BB IBB HBP BLK WP HR S P ERA WHIP	IP WLS BF H R ER SO BB IBB HBP BLK WP HR S P ERA WHIP	IP WLS BF H R ER SO BB IBB HBP BLK WP HR S P ERA WHIP	IP WLS BF H R ER SO BB IBB HBP BLK WP HR S P ERA WHIP	IP WLS BF H R ER SO BB IBB HBP BLK WP HR S P ERA WHIP	IP WLS BF H R ER SO BB IBB HBP BLK WP HR S P ERA WHIP	IP WLS BF H R ER SO BB IBB HBP BLK WP HR S P ERA WHIP	IP WLS BF H R ER SO BB IBB HBP BLK WP HR S P ERA WHIP	IP WLS BF H R ER SO BB IBB HBP BLK WP HR S P ERA WHIP	IP WLS BF H R ER SO BB IBB HBP BLK WP HR S P ERA WHIP	IP WLS BF H R ER SO BB IBB HBP BLK WP HR S P ERA WHIP	IP WLS BF H R ER SO BB IBB HBP BLK WP HR S P ERA WHIP	IP WLS BF H R ER SO BB IBB HBP BLK WP HR S P ERA WHIP	IP WLS BF H R ER SO BB IBB HBP BLK WP HR S P ERA WHIP	IP WLS BF H R ER SO BB IBB HBP BLK WP HR S P ERA WHIP



Batter	1	2	3	4	5	6	7	8	9	AB	R	H	RBI	BB	SO	LOB	BOTTOM					
31 Jose Tabata, R OBP: 0.282, SLG: 0.313										4	0	0	0	0	1	1	Washington Nationals @ Pittsburgh Pirates PNC Park, Pittsburgh, PA Tue May 08 2012, 7:09 PM - 9:43 PM EDT Att: 10,323 - Cloudy - 70 F					
18 Neil Walker, S OBP: 0.346, SLG: 0.351										3	0	1	1	0	0	0						
22 Andrew McCutchen, R OBP: 0.370, SLG: 0.417										2	1	1	1	2	0	0						
24 Pedro Alvarez, L OBP: 0.300, SLG: 0.543										4	0	0	0	0	2	4						
14 Casey McGehee, R OBP: 0.319, SLG: 0.338											4	0	0	0	0	2						
46 Garrett Jones, L OBP: 0.306, SLG: 0.529											3	1	1	1	0	0						
44 Tony Watson, L OBP: 0.271, SLG: 0.346											0	0	0	0	0	0						
7 Alex Presley, L OBP: 0.271, SLG: 0.346											0	0	0	0	0	0						
12 Clint Barmes, R OBP: 0.196, SLG: 0.307											3	0	0	0	1	1						
36 Yamaico Navarro, R OBP: 0.290, SLG: 0.308											1	0	0	0	1	1						
26 Rod Barajas, R OBP: 0.203, SLG: 0.234											4	1	1	2	0	1	0					
34 A.J. Burnett, R OBP: 0.302, SLG: 0.263											2	0	0	0	1	0	0					
<b>Inning Stats</b>	R: 0 H: 1 E: 0 K: 2 S: 12	H: 0 LOB: 2 BB: 1 P: 21	R: 0 H: 0 E: 0 K: 1 S: 8	H: 0 LOB: 0 BB: 0 P: 11	R: 0 H: 0 E: 0 K: 0 S: 4	H: 0 LOB: 0 BB: 0 P: 6	R: 2 H: 2 E: 0 K: 0 S: 15	H: 2 LOB: 0 BB: 0 P: 21	R: 0 H: 0 E: 0 K: 1 S: 7	H: 0 LOB: 0 BB: 0 P: 8	R: 0 H: 0 E: 0 K: 0 S: 7	H: 0 LOB: 0 BB: 0 P: 11	R: 0 H: 0 E: 0 K: 1 S: 9	H: 0 LOB: 0 BB: 0 P: 13	R: 1 H: 0 E: 1 K: 1 S: 11	H: 0 LOB: 2 BB: 2 P: 20	R: 2 H: 2 E: 0 K: 1 S: 8	H: 2 LOB: 0 BB: 0 P: 12	1B: 1 2B: 1 3B: 0 HR: 3	SF: 1 SAC: 0 DP: 0 HBP: 0	WP: 2 PB: 0 SB: 0 CS: 0	PA: 35
<b>PITCHER</b>	IP WLS BF H R ER SO BB IBB HBP BLK WP HR S P ERA WHIP	IP WLS BF H R ER SO BB IBB HBP BLK WP HR S P ERA WHIP	IP WLS BF H R ER SO BB IBB HBP BLK WP HR S P ERA WHIP	IP WLS BF H R ER SO BB IBB HBP BLK WP HR S P ERA WHIP	IP WLS BF H R ER SO BB IBB HBP BLK WP HR S P ERA WHIP	IP WLS BF H R ER SO BB IBB HBP BLK WP HR S P ERA WHIP	IP WLS BF H R ER SO BB IBB HBP BLK WP HR S P ERA WHIP	IP WLS BF H R ER SO BB IBB HBP BLK WP HR S P ERA WHIP	IP WLS BF H R ER SO BB IBB HBP BLK WP HR S P ERA WHIP	IP WLS BF H R ER SO BB IBB HBP BLK WP HR S P ERA WHIP	IP WLS BF H R ER SO BB IBB HBP BLK WP HR S P ERA WHIP	IP WLS BF H R ER SO BB IBB HBP BLK WP HR S P ERA WHIP	IP WLS BF H R ER SO BB IBB HBP BLK WP HR S P ERA WHIP	IP WLS BF H R ER SO BB IBB HBP BLK WP HR S P ERA WHIP	IP WLS BF H R ER SO BB IBB HBP BLK WP HR S P ERA WHIP	IP WLS BF H R ER SO BB IBB HBP BLK WP HR S P ERA WHIP	IP WLS BF H R ER SO BB IBB HBP BLK WP HR S P ERA WHIP	IP WLS BF H R ER SO BB IBB HBP BLK WP HR S P ERA WHIP	IP WLS BF H R ER SO BB IBB HBP BLK WP HR S P ERA WHIP	IP WLS BF H R ER SO BB IBB HBP BLK WP HR S P ERA WHIP	IP WLS BF H R ER SO BB IBB HBP BLK WP HR S P ERA WHIP	IP WLS BF H R ER SO BB IBB HBP BLK WP HR S P ERA WHIP





Batter	1	2	3	4	5	6	7	8	9	AB	R	H	RBI	BB	SO	LOB	TOP								
20 Ian Desmond, R OBP: 0.294, SLG: 0.434	G4-3			F7		F9				5	0	2	0	0	0	1	<b>Washington Nationals @ Pittsburgh Pirates</b> PNC Park, Pittsburgh, PA Wed May 09 2012, 7:07 PM - 10:08 PM EDT Att: 11,478 - Cloudy - 63 F								
34 Bryce Harper, L OBP: 0.381, SLG: 0.441	P4			BB		P5		F7	P6	4	1	0	0	1	0	3									
11 Ryan Zimmerman, R OBP: 0.312, SLG: 0.343	G4-3			K		K		BB	K	5	0	1	0	0	3	4									
25 Adam LaRoche, L OBP: 0.409, SLG: 0.537	K			E5		IBB		IBB		2	0	0	0	2	1	1									
21 Xavier Nady, R OBP: 0.169, SLG: 0.194	G5-3			1B		FC4				3	0	1	1	0	0	2									
2 Roger Bernadina, L OBP: 0.298, SLG: 0.286								BB		0	0	0	0	1	0	0									
8 Danny Espinosa, S OBP: 0.281, SLG: 0.245	K			G4-3				K		4	1	1	0	0	2	5									
57 Tyler Moore, R OBP: 0.222, SLG: 0.222				G1-3		K		F8	K	2	0	0	0	0	1	0									
24 Rick Ankiel, L OBP: 0.299, SLG: 0.415										2	0	0	0	0	1	4									
3 Wilson Ramos, R OBP: 0.348, SLG: 0.364	G4-3			K		K			G6-3	3	0	0	0	1	1	0									
48 Ross Detwiler, R OBP: 0.302, SLG: 0.447	K							SF7		2	0	0	0	0	2	0									
18 Chad Tracy, L OBP: 0.352, SLG: 0.447									20 2B	0	0	0	1	0	0	0									
35 Craig Stammen, R OBP: 0.382, SLG: 0.350									HBP	0	0	0	0	0	0	0									
1 Steve Lombardozzi, S OBP: 0.382, SLG: 0.350										0	0	0	0	0	0	0									
<b>Inning Stats</b>	R: 0 E: 0 K: 0 S: 4	H: 0 LOB: 0 BB: 0 P: 5	R: 0 E: 0 K: 2 S: 7	H: 0 LOB: 0 BB: 0 P: 9	R: 0 E: 0 K: 1 S: 7	H: 0 LOB: 0 BB: 0 P: 9	R: 1 E: 1 K: 1 S: 18	H: 1 LOB: 2 BB: 1 P: 26	R: 0 E: 0 K: 3 S: 9	H: 0 LOB: 0 BB: 0 P: 13	R: 0 E: 1 K: 1 S: 9	H: 1 LOB: 2 BB: 1 P: 17	R: 0 E: 0 K: 0 S: 8	H: 1 LOB: 1 BB: 1 P: 17	R: 0 E: 0 K: 2 S: 13	H: 1 LOB: 3 BB: 2 P: 27	R: 0 E: 0 K: 1 S: 10	H: 1 LOB: 2 BB: 0 P: 19	1B: 2 2B: 3 3B: 0 HR: 0	SF: 1 SAC: 0 DP: 0 HBP: 1	WP: 1 PB: 0 SB: 1 CS: 0	PA: 39			
<b>PITCHER</b>	IP WLS BF H R ER SO BB IBB HBP BLK WP HR S P ERA WHIP	IP WLS BF H R ER SO BB IBB HBP BLK WP HR S P ERA WHIP	IP WLS BF H R ER SO BB IBB HBP BLK WP HR S P ERA WHIP	IP WLS BF H R ER SO BB IBB HBP BLK WP HR S P ERA WHIP	IP WLS BF H R ER SO BB IBB HBP BLK WP HR S P ERA WHIP	IP WLS BF H R ER SO BB IBB HBP BLK WP HR S P ERA WHIP	IP WLS BF H R ER SO BB IBB HBP BLK WP HR S P ERA WHIP	IP WLS BF H R ER SO BB IBB HBP BLK WP HR S P ERA WHIP	IP WLS BF H R ER SO BB IBB HBP BLK WP HR S P ERA WHIP	IP WLS BF H R ER SO BB IBB HBP BLK WP HR S P ERA WHIP	IP WLS BF H R ER SO BB IBB HBP BLK WP HR S P ERA WHIP	IP WLS BF H R ER SO BB IBB HBP BLK WP HR S P ERA WHIP	IP WLS BF H R ER SO BB IBB HBP BLK WP HR S P ERA WHIP	IP WLS BF H R ER SO BB IBB HBP BLK WP HR S P ERA WHIP	IP WLS BF H R ER SO BB IBB HBP BLK WP HR S P ERA WHIP	IP WLS BF H R ER SO BB IBB HBP BLK WP HR S P ERA WHIP	IP WLS BF H R ER SO BB IBB HBP BLK WP HR S P ERA WHIP	IP WLS BF H R ER SO BB IBB HBP BLK WP HR S P ERA WHIP	IP WLS BF H R ER SO BB IBB HBP BLK WP HR S P ERA WHIP	IP WLS BF H R ER SO BB IBB HBP BLK WP HR S P ERA WHIP	IP WLS BF H R ER SO BB IBB HBP BLK WP HR S P ERA WHIP	IP WLS BF H R ER SO BB IBB HBP BLK WP HR S P ERA WHIP	IP WLS BF H R ER SO BB IBB HBP BLK WP HR S P ERA WHIP	IP WLS BF H R ER SO BB IBB HBP BLK WP HR S P ERA WHIP	IP WLS BF H R ER SO BB IBB HBP BLK WP HR S P ERA WHIP
45 Erik Bedard, R ERA: 2.57	1.0	3	0	0	0	0	0	0	0	0	0	0	0	0	0	0	0.00	0.000							
32 Brad Lincoln, L ERA: 0.53	3.0	12	1	1	0	4	1	0	0	0	0	0	0	0	0	32	44	0.00	0.667						
48 Jared Hughes, R ERA: 1.62	2.0	8	1	0	0	4	0	1	0	0	0	0	0	0	0	18	30	0.00	0.500						
37 Juan Cruz, R ERA: 0.75	1.0	5	1	1	1	0	1	0	0	0	1	0	0	8	17	9.00	2.000								
39 Jason Grilli, R ERA: 3.0	1.0	6	1	0	0	2	1	1	0	0	0	0	0	13	27	0.00	2.000								
31 Jose Tabata, R OBP: 0.280, SLG: 0.310	G4-3			BB		P6				4	1	1	0	0	0	0	<b>Washington Nationals @ Pittsburgh Pirates</b> PNC Park, Pittsburgh, PA Wed May 09 2012, 7:07 PM - 10:08 PM EDT Att: 11,478 - Cloudy - 63 F								
18 Neil Walker, S OBP: 0.342, SLG: 0.347	F9			1B		F8		G1-3		4	0	1	1	0	0	0									
22 Andrew McCutchen, R OBP: 0.393, SLG: 0.470	1B			1B		1B		HR		4	2	4	2	0	0	0									
24 Pedro Alvarez, L OBP: 0.287, SLG: 0.518	F8			FC5-2-6		F8		F7		4	0	0	0	0	0	4									
14 Casey McGehee, R OBP: 0.316, SLG: 0.333	F8			1B		G4-3		K		4	0	1	1	0	1	0									
36 Yamaico Navarro, R OBP: 0.294, SLG: 0.310				P6		P3				3	0	1	0	0	0	2									
37 Juan Cruz, R										0	0	0	0	0	0	0									
39 Jason Grilli, R										0	0	0	0	0	0	0									
Joel Hanrahan, R										0	0	0	0	0	0	0									
26 Rod Barajas, R OBP: 0.194, SLG: 0.224	F9			F9		K				3	0	0	0	0	1	1									
5 Josh Harrison, R OBP: 0.207, SLG: 0.286				F9		F9				2	0	0	0	0	1	0									
7 Alex Presley, L OBP: 0.269, SLG: 0.343	CS			K		K		F9		1	0	0	0	0	0	0									
45 Erik Bedard, L OBP: 0.083, SLG: 0.083				K		K				0	0	0	0	0	0	0									
32 Brad Lincoln, L										2	1	0	0	0	2	0									
48 Jared Hughes, R										0	0	0	0	0	0	0									
12 Clint Barmes, R OBP: 0.194, SLG: 0.303				BB						1	0	0	0	0	1	0									
<b>Inning Stats</b>	R: 0 E: 0 K: 0 S: 12	H: 1 LOB: 1 BB: 0 P: 18	R: 0 E: 0 K: 0 S: 5	H: 1 LOB: 0 BB: 0 P: 8	R: 3 E: 0 K: 1 S: 18	H: 4 LOB: 2 BB: 0 P: 28	R: 0 E: 0 K: 2 S: 8	H: 0 LOB: 0 BB: 0 P: 9	R: 0 E: 0 K: 0 S: 7	H: 1 LOB: 1 BB: 0 P: 8	R: 0 E: 0 K: 1 S: 8	H: 0 LOB: 0 BB: 0 P: 14	R: 0 E: 0 K: 1 S: 11	H: 0 LOB: 0 BB: 0 P: 14	R: 1 E: 0 K: 1 S: 12	H: 1 LOB: 0 BB: 0 P: 16	R: 1 E: 0 K: 1 S: 12	H: 1 LOB: 0 BB: 0 P: 16	1B: 7 2B: 0 3B: 0 HR: 1	SF: 0 SAC: 0 DP: 0 HBP: 0	WP: 1 PB: 0 SB: 0 CS: 1	PA: 33			
<b>PITCHER</b>	IP WLS BF H R ER SO BB IBB HBP BLK WP HR S P ERA WHIP	IP WLS BF H R ER SO BB IBB HBP BLK WP HR S P ERA WHIP	IP WLS BF H R ER SO BB IBB HBP BLK WP HR S P ERA WHIP	IP WLS BF H R ER SO BB IBB HBP BLK WP HR S P ERA WHIP	IP WLS BF H R ER SO BB IBB HBP BLK WP HR S P ERA WHIP	IP WLS BF H R ER SO BB IBB HBP BLK WP HR S P ERA WHIP	IP WLS BF H R ER SO BB IBB HBP BLK WP HR S P ERA WHIP	IP WLS BF H R ER SO BB IBB HBP BLK WP HR S P ERA WHIP	IP WLS BF H R ER SO BB IBB HBP BLK WP HR S P ERA WHIP	IP WLS BF H R ER SO BB IBB HBP BLK WP HR S P ERA WHIP	IP WLS BF H R ER SO BB IBB HBP BLK WP HR S P ERA WHIP	IP WLS BF H R ER SO BB IBB HBP BLK WP HR S P ERA WHIP	IP WLS BF H R ER SO BB IBB HBP BLK WP HR S P ERA WHIP	IP WLS BF H R ER SO BB IBB HBP BLK WP HR S P ERA WHIP	IP WLS BF H R ER SO BB IBB HBP BLK WP HR S P ERA WHIP	IP WLS BF H R ER SO BB IBB HBP BLK WP HR S P ERA WHIP	IP WLS BF H R ER SO BB IBB HBP BLK WP HR S P ERA WHIP	IP WLS BF H R ER SO BB IBB HBP BLK WP HR S P ERA WHIP	IP WLS BF H R ER SO BB IBB HBP BLK WP HR S P ERA WHIP	IP WLS BF H R ER SO BB IBB HBP BLK WP HR S P ERA WHIP	IP WLS BF H R ER SO BB IBB HBP BLK WP HR S P ERA WHIP	IP WLS BF H R ER SO BB IBB HBP BLK WP HR S P ERA WHIP	IP WLS BF H R ER SO BB IBB HBP BLK WP HR S P ERA WHIP	IP WLS BF H R ER SO BB IBB HBP BLK WP HR S P ERA WHIP	IP WLS BF H R ER SO BB IBB HBP BLK WP HR S P ERA WHIP
48 Ross Detwiler, L ERA: 2.1	6.0	25	3	3	4	0	0	0	0	0	0	0	0	0	0	0	4.50	1.167							
35 Craig Stammen, R ERA: 1.06	2.0	7	1	1	1	2	0	0	0	0	1	23	30	4.50	0.500										











Batter	1	2	3	4	5	6	7	8	9	AB	R	H	RBI	BB	SO	LOB	TOP								
20 Ian Desmond, R OBP: 0.285, SLG: 0.417										5	0	1	0	0	1	1	Washington Nationals @ Cincinnati Reds Great American Ball Park, Cincinnati, OH Sat May 12 2012, 7:12 PM - 10:19 PM EDT Att: 42,294 - Cloudy - 72 F								
2 Roger Bernadina, L OBP: 0.300, SLG: 0.387										4	0	1	0	0	0	2									
11 Ryan Zimmerman, R (1, 5) OBP: 0.344, SLG: 0.351										3	0	0	0	1	1	3									
25 Adam LaRoche, L (1, 3) OBP: 0.431, SLG: 0.581										3	0	1	0	1	0	0									
34 Bryce Harper, L (1, 9) OBP: 0.309, SLG: 0.340										4	0	0	0	0	1	5									
8 Danny Espinosa, S (1, 4) OBP: 0.293, SLG: 0.308										3	1	2	1	1	1	0									
24 Rick Ankiel, L (1, 8) OBP: 0.278, SLG: 0.416										4	0	0	0	0	3	4									
3 Wilson Ramos, R (1, 2) OBP: 0.354, SLG: 0.398										2	1	1	1	1	1	0									
26 Jesus Flores, R (7, 2) OBP: 0.256, SLG: 0.229										1	0	0	0	0	1	0									
27 Jordan Zimmermann, R (1, 1) OBP: 0.154, SLG: 0.083										1	0	0	0	1	1	0									
36 Tyler Clippard, R (8, 1) OBP: 0.230, SLG: 0.200										0	0	0	0	0	0	0									
57 Tyler Moore, R (9, PH) OBP: 0.256, SLG: 0.229										0	0	0	0	0	0	0									
63 Henry Alberto Rodriguez (R)										0	0	0	0	0	0	0									
<b>Inning Stats</b>	R: 0 E: 0 K: 2 S: 9	H: 0 LOB: 0 BB: 0 P: 13	R: 0 E: 0 K: 1 S: 8	H: 0 LOB: 0 BB: 0 P: 14	R: 0 E: 0 K: 1 S: 9	H: 0 LOB: 1 BB: 1 P: 16	R: 0 E: 0 K: 1 S: 16	H: 1 LOB: 3 BB: 2 P: 31	R: 1 E: 0 K: 3 S: 17	H: 2 LOB: 0 BB: 0 P: 35	R: 1 E: 0 K: 3 S: 11	H: 1 LOB: 0 BB: 0 P: 12	R: 0 E: 0 K: 2 S: 12	H: 1 LOB: 1 BB: 0 P: 18	R: 0 E: 0 K: 2 S: 10	H: 0 LOB: 0 BB: 0 P: 15	1B: 3 2B: 1 3B: 0 HR: 2	SF: 0 SAC: 1 DP: 1 HBP: 0	WP: 0 PB: 0 SB: 2 CS: 0	PA: 37					
<b>PITCHER</b>	IP: 5.0 ERA: 4.54	WLS: 0 BF: 23	H: 3 R: 1 ER: 1 SO: 4	H: 1 R: 1 ER: 1 SO: 3	H: 1 R: 1 ER: 1 SO: 3	H: 1 R: 1 ER: 1 SO: 3	H: 1 R: 1 ER: 1 SO: 3	H: 1 R: 1 ER: 1 SO: 3	H: 1 R: 1 ER: 1 SO: 3	H: 1 R: 1 ER: 1 SO: 3	H: 1 R: 1 ER: 1 SO: 3	H: 1 R: 1 ER: 1 SO: 3	H: 1 R: 1 ER: 1 SO: 3	H: 1 R: 1 ER: 1 SO: 3	H: 1 R: 1 ER: 1 SO: 3	H: 1 R: 1 ER: 1 SO: 3	BB: 4 IBB: 1 HBP: 0 BLK: 0	WP: 0 HR: 1 S: 11 P: 109	ERA: 1.80 WHIP: 1.400						
33 Jose Arredondo, R (6, 1) ERA: 2.7	1.0	L	4	1	1	1	3	0	0	0	0	0	0	0	0	0	0	0	0	0	1	11	12	9.00	1.000
66 Logan Ondrusek, R (7, 1) ERA:	1.0		3	1	0	0	0	0	0	0	0	0	0	0	0	0	0	0	0	0	9	14	0.00	1.000	
54 Aroldis Chapman, L (8, 1) ERA:	2.0		7	1	0	0	4	0	0	0	0	0	0	0	0	0	0	0	0	0	22	33	0.00	0.500	

Batter	1	2	3	4	5	6	7	8	9	AB	R	H	RBI	BB	SO	LOB	BOTTOM							
2 Zack Cozart, R (1, 6) OBP: 0.319, SLG: 0.440										4	1	1	0	0	1	1	Washington Nationals @ Cincinnati Reds Great American Ball Park, Cincinnati, OH Sat May 12 2012, 7:12 PM - 10:19 PM EDT Att: 42,294 - Cloudy - 72 F							
6 Drew Stubbs, R (1, 8) OBP: 0.288, SLG: 0.368										4	0	0	0	0	1	2								
19 Joey Votto, L (1, 3) OBP: 0.454, SLG: 0.491										2	0	1	0	2	0	2								
4 Brandon Phillips, R (1, 4) OBP: 0.292, SLG: 0.364										4	0	0	1	0	1	4								
32 Jay Bruce, L (1, 9) OBP: 0.331, SLG: 0.630										4	0	0	0	0	2	1								
21 Todd Frazier, R (1, 5) OBP: 0.414, SLG: 0.692										4	0	1	0	0	3	0								
48 Ryan Ludwick, R (1, 7) OBP: 0.274, SLG: 0.347										4	0	1	0	0	3	1								
29 Ryan Hanigan, R (1, 2) OBP: 0.347, SLG: 0.318										3	0	1	0	0	0	2								
55 Mat Latos, R (1, 1) ERA: 2.14	1.0									2	0	0	0	0	2	2								
33 Jose Arredondo, R (6, 1) ERA: 3.6	1.0	H	4	0	0	0	1	0	0	0	0	0	0	0	0	0								
66 Logan Ondrusek, R (7, 1) OBP: 0.267, SLG: 0.429	1.0	S	3	0	0	0	3	0	0	0	0	0	0	0	0	0								
43 Miguel Cairo, R (7, PH) OBP: 0.267, SLG: 0.429										0	0	0	0	0	0	0								
54 Aroldis Chapman, L (8, 1) ERA: 2.45										0	0	0	0	0	0	0								
<b>Inning Stats</b>	R: 1 E: 0 K: 1 S: 16	H: 1 LOB: 1 BB: 0 P: 23	R: 0 E: 0 K: 2 S: 11	H: 1 LOB: 0 BB: 0 P: 13	R: 0 E: 0 K: 2 S: 10	H: 0 LOB: 0 BB: 0 P: 14	R: 0 E: 0 K: 2 S: 10	H: 0 LOB: 1 BB: 0 P: 14	R: 0 E: 0 K: 1 S: 7	H: 0 LOB: 0 BB: 1 P: 13	R: 0 E: 0 K: 1 S: 8	H: 1 LOB: 1 BB: 0 P: 15	R: 0 E: 0 K: 1 S: 12	H: 0 LOB: 1 BB: 1 P: 23	R: 0 E: 0 K: 3 S: 9	H: 0 LOB: 0 BB: 0 P: 10	1B: 5 2B: 1 3B: 0 HR: 0	SF: 0 SAC: 0 DP: 1 HBP: 0	WP: 0 PB: 1 SB: 0 CS: 0	PA: 34				
<b>PITCHER</b>	IP: 7.0 ERA: 2.14	WLS: 0 BF: 27	H: 5 R: 1 ER: 1 SO: 9	H: 1 R: 1 ER: 1 SO: 9	H: 1 R: 1 ER: 1 SO: 9	H: 1 R: 1 ER: 1 SO: 9	H: 1 R: 1 ER: 1 SO: 9	H: 1 R: 1 ER: 1 SO: 9	H: 1 R: 1 ER: 1 SO: 9	H: 1 R: 1 ER: 1 SO: 9	H: 1 R: 1 ER: 1 SO: 9	H: 1 R: 1 ER: 1 SO: 9	H: 1 R: 1 ER: 1 SO: 9	H: 1 R: 1 ER: 1 SO: 9	H: 1 R: 1 ER: 1 SO: 9	H: 1 R: 1 ER: 1 SO: 9	BB: 1 IBB: 0 HBP: 0 BLK: 0	WP: 0 HR: 0 S: 10 P: 105	ERA: 1.29 WHIP: 0.857					
27 Jordan Zimmermann, R (1, 1) ERA: 3.6	1.0	H	4	0	0	0	1	0	0	0	0	0	0	0	0	0	0	0	0	0	12	23	0.00	1.000
63 Henry Alberto Rodriguez (R)	1.0	S	3	0	0	0	3	0	0	0	0	0	0	0	0	0	0	0	0	0	9	10	0.00	0.000



Batter	1	2	3	4	5	6	7	8	9	AB R H RBI BB SO LOB	TOP																
20 Ian Desmond, R OBP: 0.287, SLG: 0.420	F9		2B	P3		B1	K		1B	6 1 2 0 0 1 5	<b>Washington Nationals @ Cincinnati Reds</b> Great American Ball Park, Cincinnati, OH Sun May 13, 2012, 4:47 PM - 8:31 PM EDT Att: 28,361 - Overcast - 62 F <a href="http://livebaseballscorecards.com">livebaseballscorecards.com</a>																
2 Roger Bernadina, L OBP: 0.330, SLG: 0.409 57 Tyler Moore, R OBP: 0.182, SLG: 0.182 63 Henry Alberto Rodriguez, R	1B		2B		P3	L7		BB	K	4 1 2 1 1 0 1 1 0 0 0 0 1 2 0 0 0 0 0 0 0																	
11 Ryan Zimmerman, R OBP: 0.337, SLG: 0.333	F8		G4-3		F8			P3		4 0 0 0 1 0 3																	
25 Adam LaRoche, L OBP: 0.430, SLG: 0.582	K		K			G1				5 1 2 1 0 2 4																	
34 Bryce Harper, L OBP: 0.317, SLG: 0.346	2B		F8					G3	FC3-6	5 2 2 0 0 0 2																	
8 Danny Espinosa, S OBP: 0.304, SLG: 0.322	K								FC4-6	4 1 2 2 1 1 2																	
24 Rick Ankiel, L OBP: 0.310, SLG: 0.425										3 0 2 0 2 1 0																	
26 Jesus Flores, R OBP: 0.273, SLG: 0.256	SF8									4 0 2 1 0 2 4																	
33 Edwin Jackson, R OBP: 0.287, SLG: 0.287 1 Steve Lombardozzi, S OBP: 0.306, SLG: 0.371 32 Tom Gorzelanny, R OBP: 0.100, SLG: 1.000 18 Chad Tracy, L OBP: 0.170, SLG: 0.170 52 Ryan Mattheus, R OBP: 0.170, SLG: 0.170 17 Sean Burnett, L OBP: 0.170, SLG: 0.170 21 Xavier Nady, R OBP: 0.170, SLG: 0.170	K								P4	2 0 0 0 0 0 2 3 1 0 1 0 0 0 0 0 0 0 0 0 0 0 0 0 1 0 1 1 0 1 0 0 0 0 0 0 1																	
<b>Inning Stats</b>	R: 0 E: 0 K: 1 S: 12	H: 1 LOB: 1 BB: 0 P: 17	R: 1 E: 0 K: 2 S: 17	H: 2 LOB: 1 BB: 0 P: 22	R: 1 E: 0 K: 1 S: 12	H: 2 LOB: 1 BB: 0 P: 16	R: 0 E: 0 K: 2 S: 12	H: 2 LOB: 2 BB: 0 P: 14	R: 2 E: 0 K: 0 S: 13	H: 4 LOB: 2 BB: 1 P: 23		R: 0 E: 0 K: 0 S: 11	H: 1 LOB: 2 BB: 1 P: 18	R: 1 E: 0 K: 2 S: 18	H: 1 LOB: 2 BB: 2 P: 32	R: 0 E: 0 K: 0 S: 9	H: 2 LOB: 2 BB: 0 P: 18	R: 0 E: 0 K: 2 S: 14	H: 2 LOB: 2 BB: 0 P: 19	1B: 11 2B: 5 3B: 0 HR: 0	SF: 1 DP: 0 HBP: 0	WP: 0 PB: 0 CS: 1	PA: 47				
<b>PITCHER</b>	IP WLS BF H R ER SO BB IBB HBP BLK WP HR S P ERA WHIP											IP WLS BF H R ER SO BB IBB HBP BLK WP HR S P ERA WHIP															
61 Bronson Arroyo, R ERA: 3.25	5.0	26	11	4	4	6	0	1	0	0	0	0	0	66	92	7.20	2.200										
63 Sam LeCure, R ERA: 4.41	1.2	10	2	1	1	1	3	0	0	0	0	0	0	26	46	5.40	3.000										
60 J.J. Hoover, R ERA: 1.23	1.1	6	1	1	1	1	1	0	0	0	0	0	0	12	22	6.75	1.500										
51 Sean Marshall, L ERA: 4.5	1.0	W 5	2	0	0	2	0	0	0	0	0	0	0	14	19	0.00	2.000										

Batter	1	2	3	4	5	6	7	8	9	AB R H RBI BB SO LOB	BOTTOM																
6 Drew Stubbs, R OBP: 0.285, SLG: 0.357	G4-3		G5-3					E6		4 2 0 0 1 1 1	<b>Washington Nationals @ Cincinnati Reds</b> Great American Ball Park, Cincinnati, OH Sun May 13, 2012, 4:47 PM - 8:31 PM EDT Att: 28,361 - Overcast - 62 F <a href="http://livebaseballscorecards.com">livebaseballscorecards.com</a>																
28 Chris Heisey, R OBP: 0.253, SLG: 0.286	K2-3				G6-3	L4		K		4 1 0 0 1 2 2																	
19 Joey Volto, L OBP: 0.466, SLG: 0.593	HR				HR			F8		5 4 4 6 0 0 0																	
4 Brandon Phillips, R OBP: 0.291, SLG: 0.359	K				HR			G4-3		4 0 1 0 0 2 2																	
32 Jay Bruce, L OBP: 0.336, SLG: 0.631					FC4-6					3 0 1 2 1 0 1																	
21 Todd Frazier, R OBP: 0.375, SLG: 0.621 60 J.J. Hoover, R	K				FC4-6					4 0 1 0 0 2 2																	
48 Ryan Ludwick, R OBP: 0.271, SLG: 0.342 51 Sean Marshall, L	K				F9					3 0 0 0 0 1 2																	
29 Ryan Hanigan, R OBP: 0.355, SLG: 0.329 39 Devin Mesoraco, R OBP: 0.314, SLG: 0.318	F8									3 0 0 0 0 0 0																	
15 Wilson Valdez, R OBP: 0.184, SLG: 0.243										4 1 2 0 0 1 0																	
61 Bronson Arroyo, R ERA: 3.71 25 Mike Costanzo, L OBP: 0.143, SLG: 0.154 63 Sam LeCure, R ERA: 5.14 43 Miguel Cairo, R OBP: 0.235, SLG: 0.375	K									0 0 0 0 0 0 0 1 0 0 0 0 1 1 0 0 0 0 0 0 0																	
<b>Inning Stats</b>	R: 1 E: 0 K: 2 S: 10	H: 1 LOB: 0 BB: 0 P: 16	R: 0 E: 0 K: 1 S: 6	H: 0 LOB: 0 BB: 0 P: 10	R: 0 E: 0 K: 0 S: 6	H: 0 LOB: 0 BB: 0 P: 10	R: 1 E: 0 K: 0 S: 16	H: 2 LOB: 1 BB: 0 P: 25	R: 1 E: 0 K: 1 S: 11	H: 2 LOB: 1 BB: 0 P: 16	R: 0 E: 0 K: 0 S: 5	H: 0 LOB: 1 BB: 1 P: 10	R: 0 E: 0 K: 3 S: 17	H: 2 LOB: 0 BB: 0 P: 24	R: 2 E: 0 K: 3 S: 17	H: 2 LOB: 1 BB: 2 P: 28	R: 4 E: 0 K: 0 S: 13	H: 2 LOB: 1 BB: 2 P: 28	1B: 3 2B: 3 3B: 0 HR: 3	SF: 1 DP: 0 HBP: 0	WP: 0 PB: 0 CS: 0	PA: 39					
<b>PITCHER</b>	IP WLS BF H R ER SO BB IBB HBP BLK WP HR S P ERA WHIP											IP WLS BF H R ER SO BB IBB HBP BLK WP HR S P ERA WHIP															
33 Edwin Jackson, R ERA: 3.71	5.0	20	5	3	3	4	0	0	0	0	0	0	0	2	49	7.77	5.400										
32 Tom Gorzelanny, L ERA: 5.14	1.0	H 4	0	0	0	0	1	0	0	0	0	0	0	5	10	0.00	1.000										
52 Ryan Mattheus, R ERA: 2.12	1.1	H 5	0	1	1	2	0	0	0	0	0	0	0	15	22	6.75	0.000										
17 Sean Burnett, L ERA: 0.96	0.2	H 4	2	1	0	2	0	0	0	0	0	0	0	11	16	0.00	3.000										
63 Henry Alberto Rodriguez, R ERA: 4.7	0.2	L 6	2	4	4	0	2	0	0	0	0	0	1	13	28	54.00	6.000										



Batter	1	2	3	4	5	6	7	8	9	AB	R	H	RBI	BB	SO	LOB	TOP				
24 Cameron Maybin, R (1, 8) OBP: 0.326, SLG: 0.328										4	0	0	0	1	1	2					
13 Chris Denorfia, R (1, 9) OBP: 0.363, SLG: 0.385										4	0	1	0	1	0	0					
15 Jesus Guzman, R (1, 7) OBP: 0.337, SLG: 0.372										5	1	1	0	0	2	4					
23 Yonder Alonso, L (1, 3) OBP: 0.370, SLG: 0.425										4	2	2	0	0	1	1					
7 Chase Headley, S (1, 5) OBP: 0.377, SLG: 0.411										4	1	2	1	0	0	1					
4 Nick Hundley, R (1, 2) OBP: 0.233, SLG: 0.286										4	0	0	0	0	1	4					
1 Orlando Hudson, S (1, 4) OBP: 0.254, SLG: 0.322										4	1	1	2	0	1	0					
8 Jason Bartlett, R (1, 6) OBP: 0.240, SLG: 0.193										2	0	0	0	1	1	1					
25 Will Venable, L (9, PH) OBP: 0.333, SLG: 0.363										0	0	0	0	1	0	0					
46 Tim Stauffer, R (1, 1) ERA: 2.75										1	0	0	1	0	0	0					
38 Jeff Suppan, R (5, PH) ERA: 3.38										0	0	0	0	0	0	0					
39 Miles Mikolas, R (5, 1) ERA: 3.38										0	0	0	0	0	0	0					
54 Joe Thatcher, L (5, 1) ERA: 2.89										0	0	0	0	0	0	0					
57 Luke Gregerson, L (5, 1) ERA: 3.18										0	0	0	0	0	0	1					
22 James Darnell, R (5, PH) ERA: 0.9										1	0	0	0	0	0	0					
<b>Inning Stats</b>	R: 0 H: 0 E: 0 K: 0 S: 6	H: 0 LOB: 0 BB: 0 P: 9	R: 1 H: 1 E: 1 K: 1 S: 13	H: 1 LOB: 1 BB: 0 P: 21	R: 0 H: 1 E: 0 K: 1 S: 10	H: 1 LOB: 1 BB: 0 P: 14	R: 3 H: 3 E: 0 K: 1 S: 15	H: 3 LOB: 1 BB: 1 P: 24	R: 1 H: 2 E: 0 K: 0 S: 12	H: 2 LOB: 1 BB: 0 P: 19	R: 0 H: 0 E: 1 K: 1 S: 8	H: 0 LOB: 1 BB: 0 P: 11	R: 0 H: 0 E: 0 K: 2 S: 9	H: 0 LOB: 0 BB: 0 P: 11	R: 0 H: 0 E: 0 K: 1 S: 6	H: 0 LOB: 0 BB: 0 P: 9	R: 0 H: 0 E: 0 K: 0 S: 12	H: 0 LOB: 2 BB: 3 P: 27	1B: 4 2B: 3 3B: 0 HR: 0	SF: 0 SAC: 2 DP: 1 HBP: 0	WP: 0 PA: 39 PB: 0 SB: 1 CS: 0
<b>PITCHER</b>	IP	WLS	BF	H	R	ER	SO	BB	IBB	HBP	BLK	WP	HR	S	P	ERA	WHIP				
48 Ross Detwiler, R (1, 1) ERA: 2.75	5.0		24	7	5	4	3	1	0	0	0	0	0	56	87	7.20	1.600				
35 Craig Stammen, R (5, 1) ERA: 1.29	2.0	W	7	0	0	0	3	0	0	0	0	0	0	17	22	0.00	0.000				
36 Tyler Clippard, R (5, 1) ERA: 3.38	1.0	H	3	0	0	0	1	0	0	0	0	0	0	6	9	0.00	0.000				
63 Henry Alberto Rodriguez, R (1, 1) ERA: 4.6	0.1	H	4	0	0	0	0	3	0	0	0	0	0	8	21	0.00	9.000				
17 Sean Burnett, L (5, 1) ERA: 0.9	0.2	S	1	0	0	0	0	0	0	0	0	0	0	4	6	0.00	0.000				

San Diego Padres @ Washington Nationals  
Nationals Park, Washington, DC  
Mon May 14 2012, 7:08 PM - 10:12 PM EDT  
Att. 19,434 - Rain - 67 F

AB	33
R	5
H	7
RBI	4
BB	4
SO	7
LOB	14



Batter	1	2	3	4	5	6	7	8	9	AB	R	H	RBI	BB	SO	LOB	BOTTOM				
20 Ian Desmond, R (1, 6) OBP: 0.296, SLG: 0.432										5	2	3	2	0	0	0					
2 Roger Bernadina, L (1, 7) OBP: 0.333, SLG: 0.420										3	1	2	0	0	0	1					
21 Xavier Nady, R (6, PH) OBP: 0.176, SLG: 0.246										2	1	1	1	0	0	1					
11 Ryan Zimmerman, R (1, 5) OBP: 0.360, SLG: 0.537										2	0	1	1	3	0	0					
25 Adam LaRoche, L (1, 3) OBP: 0.417, SLG: 0.561										4	0	0	1	0	1	7					
34 Bryce Harper, L (1, 9) OBP: 0.313, SLG: 0.393										4	1	1	1	0	1	3					
8 Danny Espinosa, S (1, 4) OBP: 0.303, SLG: 0.320										4	0	1	0	0	2	2					
24 Rick Ankiel, L (1, 8) OBP: 0.318, SLG: 0.415										2	1	0	0	2	1	1					
41 Sandy León, S (1, 2) ERA: 5.4										1	0	0	0	0	1	1					
26 Jesus Flores, R (4, 2) OBP: 0.277, SLG: 0.262										3	1	1	0	0	0	0					
48 Ross Detwiler, R (1, 1) ERA: 5.4	5.0		24	7	4	3	5	3	0	0	0	0	0	5	10	54.00	9.000				
39 Miles Mikolas, R (5, 1) ERA: 13.5	0.1	L	4	2	2	2	0	1	0	0	0	0	0	5	10	54.00	9.000				
54 Joe Thatcher, L (5, 1) ERA: 2.89	1.2		6	0	0	0	2	0	1	0	0	0	0	14	22	0.00	0.000				
57 Luke Gregerson, R (5, 1) ERA: 3.18	1.0		5	2	2	2	0	0	0	0	0	0	0	2	10	18.00	2.000				
<b>Inning Stats</b>	R: 1 H: 0 E: 1 K: 0 S: 10	H: 0 LOB: 1 BB: 1 P: 17	R: 0 H: 0 E: 0 K: 3 S: 13	H: 0 LOB: 1 BB: 1 P: 20	R: 3 H: 5 E: 1 K: 1 S: 15	H: 5 LOB: 1 BB: 0 P: 23	R: 0 H: 1 E: 0 K: 0 S: 6	H: 1 LOB: 0 BB: 0 P: 12	R: 0 H: 1 E: 0 K: 1 S: 11	H: 1 LOB: 2 BB: 1 P: 19	R: 2 H: 2 E: 0 K: 1 S: 9	H: 2 LOB: 2 BB: 2 P: 19	R: 0 H: 0 E: 0 K: 1 S: 10	H: 0 LOB: 0 BB: 0 P: 13	R: 2 H: 2 E: 0 K: 0 S: 10	H: 2 LOB: 0 BB: 0 P: 16	1B: 7 2B: 1 3B: 0 HR: 3	SF: 0 SAC: 1 DP: 1 HBP: 0	WP: 0 PA: 40 PB: 0 SB: 1 CS: 1		
<b>PITCHER</b>	IP	WLS	BF	H	R	ER	SO	BB	IBB	HBP	BLK	WP	HR	S	P	ERA	WHIP				

San Diego Padres @ Washington Nationals  
Nationals Park, Washington, DC  
Mon May 14 2012, 7:08 PM - 10:12 PM EDT  
Att. 19,434 - Rain - 67 F

AB	33
R	8
H	11
RBI	7
BB	5
SO	7
LOB	17





Batter	1	2	3	4	5	6	7	8	9	AB	R	H	RBI	BB	SO	LOB	TOP					
25 Will Venable, L (1,9) OBP: 0.353, SLG: 0.411										5	1	4	1	0	1	0						
24 Cameron Maybin, R (1,8) OBP: 0.322, SLG: 0.323										5	0	1	0	0	3	3						
7 Chase Headley, S (1,5) OBP: 0.378, SLG: 0.402											3	1	0	0	2	1	3					
23 Yonder Alonso, L (1,3) OBP: 0.364, SLG: 0.416											5	1	1	1	0	0	1					
1 Orlando Hudson, S (1,4) OBP: 0.260, SLG: 0.319											4	1	1	0	1	1	2					
22 James Darnell, R (1,7) OBP: 0.308, SLG: 0.500											3	1	1	1	1	1	2					
13 Chris Denorfia, R (8,7) OBP: 0.360, SLG: 0.385											0	0	0	0	0	0	0					
21 John Baker, L (1,2) OBP: 0.324, SLG: 0.281											4	1	3	3	0	1	0					
3 Andy Parrino, S (1,6) OBP: 0.282, SLG: 0.258											4	0	0	0	0	0	4					
45 Anthony Bass, R (1,1) OBP: 0.125, SLG: 0.250											4	0	0	0	0	2	1					
34 Andrew Cashner, R (9,1) OBP: 0.324, SLG: 0.281											0	0	0	0	0	0	0					
<b>Inning Stats</b>	R: 3 E: 0 K: 1 S: 20	H: 3 LOB: 2 BB: 2 P: 39	R: 0 E: 0 K: 2 S: 12	H: 1 LOB: 1 BB: 0 P: 14	R: 1 E: 0 K: 1 S: 10	H: 1 LOB: 0 BB: 0 P: 10	R: 0 E: 0 K: 1 S: 13	H: 2 LOB: 2 BB: 0 P: 18	R: 1 E: 0 K: 0 S: 9	H: 2 LOB: 1 BB: 0 P: 14	R: 0 E: 0 K: 2 S: 12	H: 0 LOB: 1 BB: 0 P: 15	R: 0 E: 0 K: 1 S: 14	H: 0 LOB: 1 BB: 1 P: 27	R: 1 E: 0 K: 1 S: 11	H: 2 LOB: 1 BB: 0 P: 14	R: 0 E: 0 K: 1 S: 8	H: 0 LOB: 0 BB: 1 P: 15	1B: 7 2B: 2 3B: 1 HR: 1	SF: 0 SAC: 0 DP: 1 HBP: 0	WP: 0 PB: 0 SB: 2 CS: 0	PA: 41
<b>PITCHER</b>	IP: 4.0 WLS: L BF: 21 ERA: 2.25	H: 7 R: 4 ER: 4 SO: 5	H: 2 R: 1 ER: 1 SO: 3	H: 1 R: 1 ER: 1 SO: 2	H: 2 R: 0 ER: 0 SO: 0	H: 2 R: 0 ER: 0 SO: 0	H: 2 R: 0 ER: 0 SO: 0	H: 2 R: 0 ER: 0 SO: 0	H: 2 R: 0 ER: 0 SO: 0	H: 2 R: 0 ER: 0 SO: 0	H: 2 R: 0 ER: 0 SO: 0	H: 2 R: 0 ER: 0 SO: 0	H: 2 R: 0 ER: 0 SO: 0	H: 2 R: 0 ER: 0 SO: 0	H: 2 R: 0 ER: 0 SO: 0	H: 2 R: 0 ER: 0 SO: 0	H: 2 R: 0 ER: 0 SO: 0	H: 2 R: 0 ER: 0 SO: 0	WP: 0 HR: 1 S: 35 P: 29	ERA: 9.00 3.00 4.50	WHIP: 2.250 1.000 1.500	

San Diego Padres @ Washington Nationals  
 Nationals Park, Washington, DC  
 Tue May 15 2012, 1:10 PM - 4:00 PM EDT  
 Att: 23,902 - Cloudy - 76 F

AB	37
R	6
H	11
RBI	6
BB	4
SO	10
LOB	16



Batter	1	2	3	4	5	6	7	8	9	AB	R	H	RBI	BB	SO	LOB	BOTTOM					
20 Ian Desmond, R (1,6) OBP: 0.301, SLG: 0.434										4	0	2	0	0	1	1						
2 Roger Bernadina, L (1,7) OBP: 0.317, SLG: 0.397										4	0	0	0	0	2	3						
11 Ryan Zimmerman, R (1,5) OBP: 0.346, SLG: 0.322										4	0	0	0	0	0	3						
25 Adam LaRoche, L (1,3) OBP: 0.419, SLG: 0.556										3	0	1	0	1	0	1						
34 Bryce Harper, L (1,9) OBP: 0.309, SLG: 0.433										4	1	1	1	0	1	2						
8 Danny Espinosa, S (1,4) OBP: 0.297, SLG: 0.313										3	0	0	0	0	1	1						
45 Ryan Perry, R (8,1) OBP: 0.394, SLG: 0.381										3	0	0	0	0	2	0						
24 Rick Ankiel, L (1,8) OBP: 0.308, SLG: 0.490										3	0	0	0	0	2	0						
26 Jesus Flores, R (1,2) OBP: 0.260, SLG: 0.244										3	0	0	0	0	0	0						
37 Stephen Strasburg, R (1,1) OBP: 0.333, SLG: 0.500										1	0	0	0	0	1	0						
32 Tom Gorzelanny, R (5,1) OBP: 1.000, SLG: 1.000										1	0	1	0	0	0	0						
1 Steve Lombardozzi, S (8,4) OBP: 0.394, SLG: 0.381										1	0	1	0	0	0	0						
<b>Inning Stats</b>	R: 0 E: 0 K: 0 S: 5	H: 0 LOB: 0 BB: 0 P: 7	R: 0 E: 0 K: 0 S: 7	H: 0 LOB: 0 BB: 1 P: 13	R: 0 E: 0 K: 2 S: 8	H: 0 LOB: 0 BB: 0 P: 10	R: 0 E: 0 K: 1 S: 9	H: 1 LOB: 1 BB: 0 P: 12	R: 1 E: 0 K: 2 S: 8	H: 1 LOB: 0 BB: 0 P: 12	R: 0 E: 0 K: 1 S: 9	H: 2 LOB: 1 BB: 0 P: 15	R: 0 E: 0 K: 0 S: 6	H: 0 LOB: 0 BB: 0 P: 11	R: 0 E: 0 K: 1 S: 10	H: 1 LOB: 1 BB: 0 P: 13	R: 0 E: 0 K: 1 S: 12	H: 1 LOB: 0 BB: 0 P: 16	1B: 5 2B: 0 3B: 0 HR: 1	SF: 0 SAC: 0 DP: 2 HBP: 0	WP: 0 PB: 0 SB: 1 CS: 0	PA: 32
<b>PITCHER</b>	IP: 8.0 WLS: W BF: 28 ERA: 2.87	H: 8 R: 1 ER: 0 SO: 7	H: 1 R: 0 ER: 0 SO: 1	H: 0 R: 0 ER: 0 SO: 13	H: 0 R: 0 ER: 0 SO: 10	H: 0 R: 0 ER: 0 SO: 10	H: 1 R: 0 ER: 0 SO: 12	H: 1 R: 0 ER: 0 SO: 12	H: 2 R: 0 ER: 0 SO: 8	H: 2 R: 0 ER: 0 SO: 8	H: 2 R: 0 ER: 0 SO: 8	H: 2 R: 0 ER: 0 SO: 15	H: 0 R: 0 ER: 0 SO: 6	H: 0 R: 0 ER: 0 SO: 11	H: 1 R: 0 ER: 0 SO: 10	H: 1 R: 0 ER: 0 SO: 13	H: 1 R: 0 ER: 0 SO: 12	H: 1 R: 0 ER: 0 SO: 16	WP: 0 HR: 1 S: 35 P: 24	ERA: 1.12 0.00	WHIP: 0.750 1.000	

San Diego Padres @ Washington Nationals  
 Nationals Park, Washington, DC  
 Tue May 15 2012, 1:10 PM - 4:00 PM EDT  
 Att: 23,902 - Cloudy - 76 F

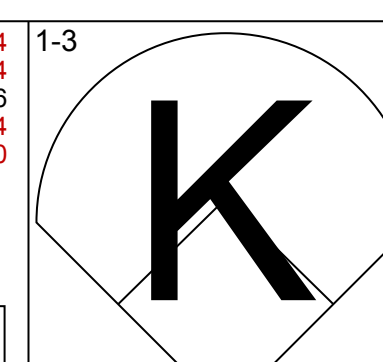
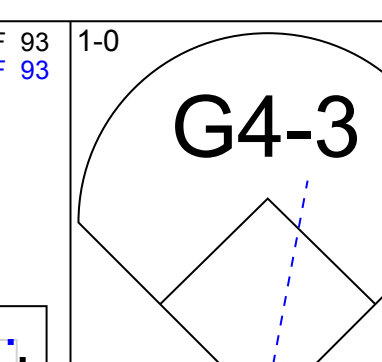
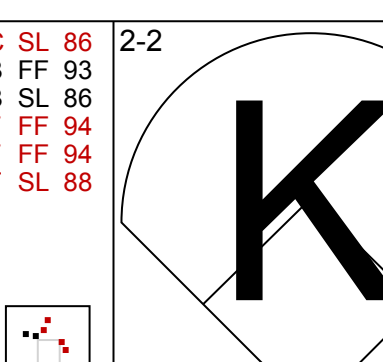
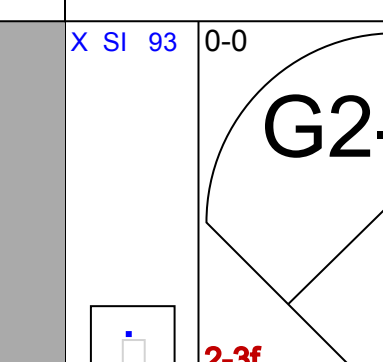
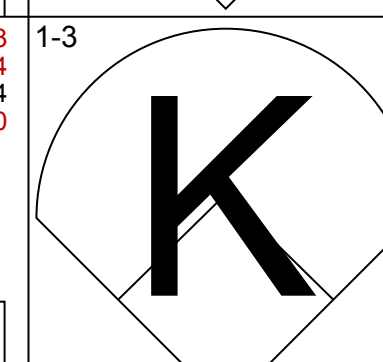
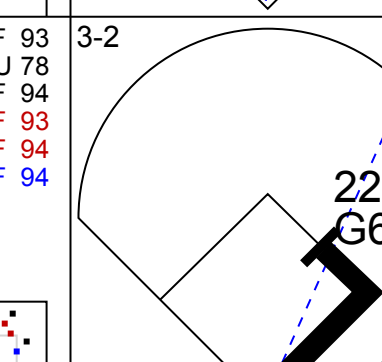
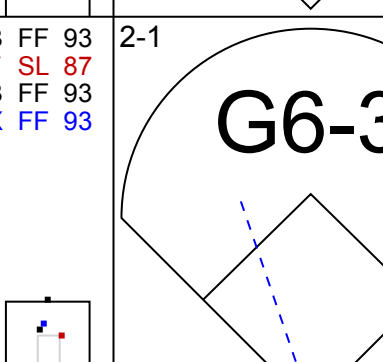
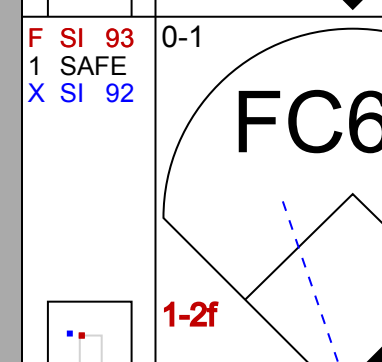
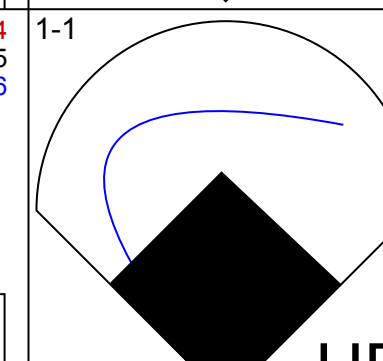
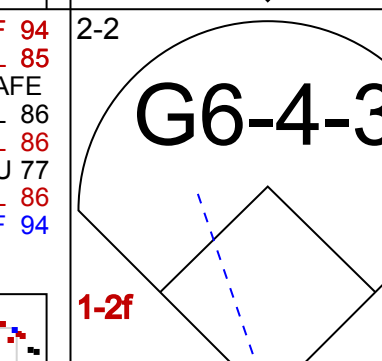
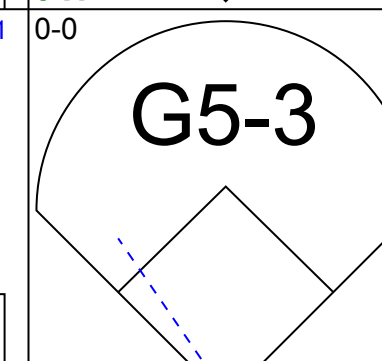
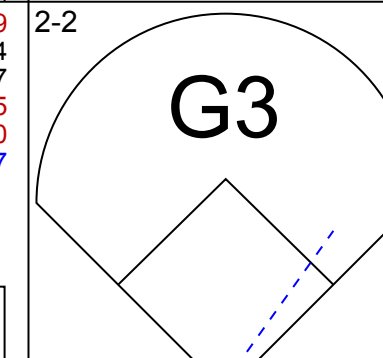
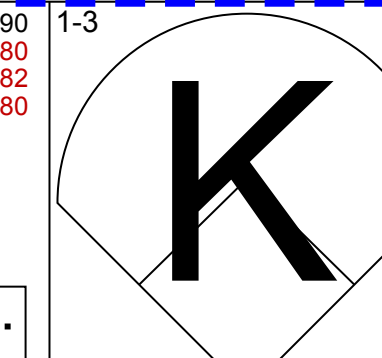
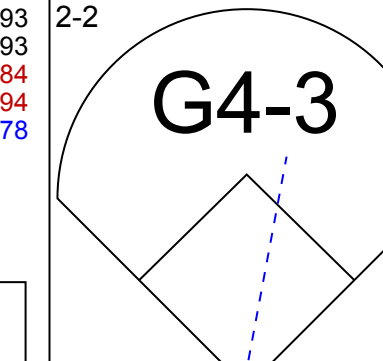
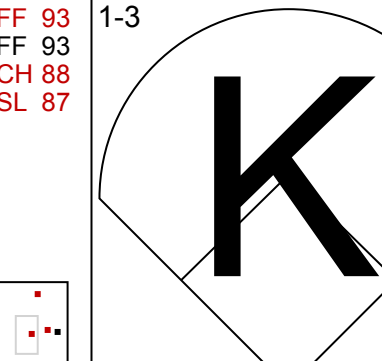
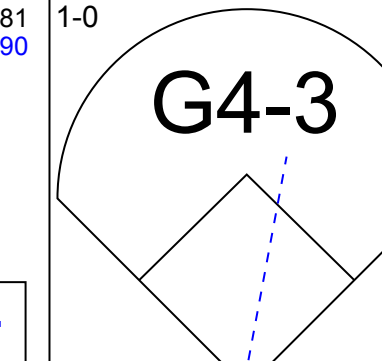
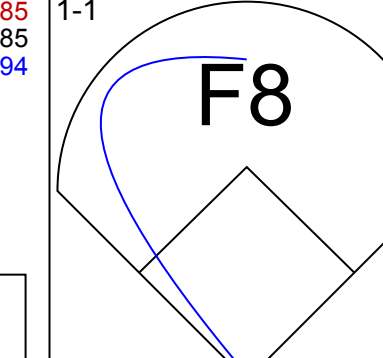
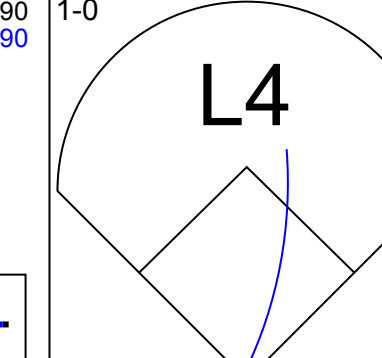
AB	31
R	1
H	6
RBI	1
BB	1
SO	8
LOB	11

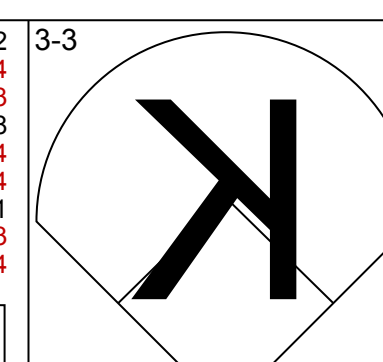
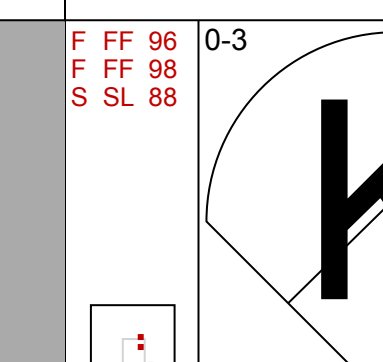
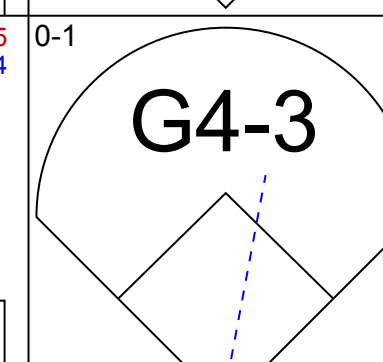
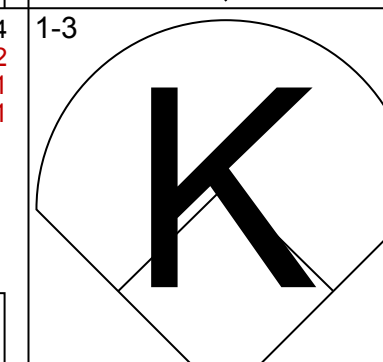











Batter	1	2	3	4	5	6	7	8	9	AB	R	H	RBI	BB	SO	LOB	TOP							
31 Jose Tabata, R OBP: 0.284, SLG: 0.356 (1, 7)			G4-3 			K 			G2-5-3 	4	0	0	0	1	2	2	<b>Pittsburgh Pirates @ Washington Nationals</b> Nationals Park, Washington, DC Thu May 17 2012, 7:07 PM - 10:06 PM EDT Att: 25,757 - Clear - 74 F							
18 Neil Walker, S OBP: 0.398, SLG: 0.321 (1, 4)					G6-3 		FC6-4 			4	0	1	1	0	1	1								
22 Andrew McCutchen, R OBP: 0.497, SLG: 0.535 (1, 8)			G6-4-3 					G5-3 		4	2	2	2	0	0	2								
24 Pedro Alvarez, L OBP: 0.276, SLG: 0.459 (1, 5)	G3 								K 	4	0	1	0	0	1	0								
46 Garrett Jones, L OBP: 0.261, SLG: 0.440 (8, 1)		G4-3 		K 					G4-3 	4	0	0	0	0	1	1								
39 Jason Grilli, R (8, 1)										0	0	0	0	0	0	0								
52 Joel Hanrahan, R (9, 1)										0	0	0	0	0	0	0								
14 Casey McGehee, R OBP: 0.299, SLG: 0.274 (1, 3)		F8 							L4 	3	1	0	0	1	1	1								
26 Rod Barajas, R OBP: 0.267, SLG: 0.381 (1, 2)																								
5 Josh Harrison, R OBP: 0.275, SLG: 0.436 (1, 6)																								
37 Juan Cruz, R (7, 1)																								
2 Nate McLouth, L OBP: 0.245, SLG: 0.208 (8, 7)																								
53 James McDonald, L OBP: 0.188, SLG: 0.133 (1, 1)																								
44 Tony Watson, L (6, 1)																								
12 Clint Barmes, R OBP: 0.190, SLG: 0.288 (7, PH) (7, 6)																								
<b>Inning Stats</b>	R: 1 E: 0 K: 2 S: 13	H: 1 LOB: 0 BB: 0 P: 18	R: 0 E: 0 K: 0 S: 14	H: 2 LOB: 2 BB: 0 P: 23	R: 0 E: 0 K: 0 S: 9	H: 1 LOB: 0 BB: 0 P: 15	R: 2 E: 0 K: 1 S: 9	H: 1 LOB: 0 BB: 1 P: 17	R: 0 E: 0 K: 2 S: 9	H: 0 LOB: 0 BB: 0 P: 14	R: 1 E: 0 K: 1 S: 13	H: 2 LOB: 1 BB: 0 P: 20	R: 1 E: 0 K: 0 S: 8	H: 1 LOB: 1 BB: 1 P: 12	R: 0 E: 0 K: 1 S: 5	H: 0 LOB: 0 BB: 0 P: 8	R: 0 E: 0 K: 0 S: 6	H: 2 LOB: 1 BB: 0 P: 9	1B: 6 2B: 1 3B: 0 HR: 3	SF: 0 SAC: 1 DP: 2 HBP: 0	WP: 1 PB: 0 CS: 0	PA: 37		
<b>PITCHER</b>	IP WLS BF H R ER SO BB IBB HBP BLK WP HR S P ERA WHIP	IP WLS BF H R ER SO BB IBB HBP BLK WP HR S P ERA WHIP	IP WLS BF H R ER SO BB IBB HBP BLK WP HR S P ERA WHIP	IP WLS BF H R ER SO BB IBB HBP BLK WP HR S P ERA WHIP	IP WLS BF H R ER SO BB IBB HBP BLK WP HR S P ERA WHIP	IP WLS BF H R ER SO BB IBB HBP BLK WP HR S P ERA WHIP	IP WLS BF H R ER SO BB IBB HBP BLK WP HR S P ERA WHIP	IP WLS BF H R ER SO BB IBB HBP BLK WP HR S P ERA WHIP	IP WLS BF H R ER SO BB IBB HBP BLK WP HR S P ERA WHIP	IP WLS BF H R ER SO BB IBB HBP BLK WP HR S P ERA WHIP	IP WLS BF H R ER SO BB IBB HBP BLK WP HR S P ERA WHIP	IP WLS BF H R ER SO BB IBB HBP BLK WP HR S P ERA WHIP	IP WLS BF H R ER SO BB IBB HBP BLK WP HR S P ERA WHIP	IP WLS BF H R ER SO BB IBB HBP BLK WP HR S P ERA WHIP	IP WLS BF H R ER SO BB IBB HBP BLK WP HR S P ERA WHIP	IP WLS BF H R ER SO BB IBB HBP BLK WP HR S P ERA WHIP	IP WLS BF H R ER SO BB IBB HBP BLK WP HR S P ERA WHIP	IP WLS BF H R ER SO BB IBB HBP BLK WP HR S P ERA WHIP	IP WLS BF H R ER SO BB IBB HBP BLK WP HR S P ERA WHIP	IP WLS BF H R ER SO BB IBB HBP BLK WP HR S P ERA WHIP	IP WLS BF H R ER SO BB IBB HBP BLK WP HR S P ERA WHIP	IP WLS BF H R ER SO BB IBB HBP BLK WP HR S P ERA WHIP	IP WLS BF H R ER SO BB IBB HBP BLK WP HR S P ERA WHIP	IP WLS BF H R ER SO BB IBB HBP BLK WP HR S P ERA WHIP

Batter	1	2	3	4	5	6	7	8	9	AB	R	H	RBI	BB	SO	LOB	BOTTOM							
20 Ian Desmond, R OBP: 0.291, SLG: 0.435 (1, 6)									K 	5	0	0	0	0	4	6	<b>Pittsburgh Pirates @ Washington Nationals</b> Nationals Park, Washington, DC Thu May 17 2012, 7:07 PM - 10:06 PM EDT Att: 25,757 - Clear - 74 F							
2 Roger Bernadina, L OBP: 0.306, SLG: 0.382 (1, 7)	G4-3 									3	0	0	0	0	1	2								
35 Craig Stammen, R (7, 1)										0	0	0	0	0	0	0								
17 Sean Burnett, L (8, 1)										0	0	0	0	0	0	0								
18 Chad Tracy, L OBP: 0.362, SLG: 0.561 (9, 3)										0	0	0	0	1	0	0								
11 Ryan Zimmerman, R OBP: 0.339, SLG: 0.309 (1, 5)										4	1	1	2	0	3	1								
25 Adam LaRoche, L OBP: 0.424, SLG: 0.600 (1, 3)										4	0	1	1	0	1	1								
52 Ryan Mattheus, R (9, 1)										0	0	0	0	0	0	0								
34 Bryce Harper, L OBP: 0.316, SLG: 0.439 (1, 9)										3	0	0	0	1	1	2								
8 Danny Espinosa, S OBP: 0.294, SLG: 0.316 (1, 4)										4	0	1	0	0	1	1								
24 Rick Ankiel, L OBP: 0.313, SLG: 0.386 (1, 8)										2	0	0	0	2	2	1								
26 Jesus Flores, R OBP: 0.281, SLG: 0.275 (1, 2)										3	1	2	0	0	1	0								
27 Jordan Zimmermann, R OBP: 0.143, SLG: 0.077 (1, 1)										1	0	0	0	0	0	0								
1 Steve Lombardozzi, S OBP: 0.352, SLG: 0.354 (6, PH) (7, 7)	F8 									3	1	1	0	0	0	4								
<b>Inning Stats</b>	R: 0 E: 0 K: 2 S: 11	H: 0 LOB: 0 BB: 0 P: 15	R: 0 E: 0 K: 3 S: 9	H: 0 LOB: 0 BB: 0 P: 15	R: 0 E: 0 K: 2 S: 7	H: 0 LOB: 0 BB: 0 P: 9	R: 0 E: 0 K: 2 S: 9	H: 0 LOB: 0 BB: 0 P: 13	R: 0 E: 0 K: 1 S: 10	H: 0 LOB: 1 BB: 1 P: 17	R: 3 E: 0 K: 1 S: 18	H: 4 LOB: 1 BB: 0 P: 24	R: 0 E: 0 K: 1 S: 14	H: 1 LOB: 2 BB: 1 P: 22	R: 0 E: 0 K: 1 S: 11	H: 0 LOB: 1 BB: 1 P: 20	R: 0 E: 0 K: 1 S: 12	H: 1 LOB: 2 BB: 1 P: 20	1B: 2 2B: 3 3B: 1 HR: 0	SF: 0 SAC: 1 DP: 0 HBP: 0	WP: 0 PB: 0 CS: 0	PA: 37		
<b>PITCHER</b>	IP WLS BF H R ER SO BB IBB HBP BLK WP HR S P ERA WHIP	IP WLS BF H R ER SO BB IBB HBP BLK WP HR S P ERA WHIP	IP WLS BF H R ER SO BB IBB HBP BLK WP HR S P ERA WHIP	IP WLS BF H R ER SO BB IBB HBP BLK WP HR S P ERA WHIP	IP WLS BF H R ER SO BB IBB HBP BLK WP HR S P ERA WHIP	IP WLS BF H R ER SO BB IBB HBP BLK WP HR S P ERA WHIP	IP WLS BF H R ER SO BB IBB HBP BLK WP HR S P ERA WHIP	IP WLS BF H R ER SO BB IBB HBP BLK WP HR S P ERA WHIP	IP WLS BF H R ER SO BB IBB HBP BLK WP HR S P ERA WHIP	IP WLS BF H R ER SO BB IBB HBP BLK WP HR S P ERA WHIP	IP WLS BF H R ER SO BB IBB HBP BLK WP HR S P ERA WHIP	IP WLS BF H R ER SO BB IBB HBP BLK WP HR S P ERA WHIP	IP WLS BF H R ER SO BB IBB HBP BLK WP HR S P ERA WHIP	IP WLS BF H R ER SO BB IBB HBP BLK WP HR S P ERA WHIP	IP WLS BF H R ER SO BB IBB HBP BLK WP HR S P ERA WHIP	IP WLS BF H R ER SO BB IBB HBP BLK WP HR S P ERA WHIP	IP WLS BF H R ER SO BB IBB HBP BLK WP HR S P ERA WHIP	IP WLS BF H R ER SO BB IBB HBP BLK WP HR S P ERA WHIP	IP WLS BF H R ER SO BB IBB HBP BLK WP HR S P ERA WHIP	IP WLS BF H R ER SO BB IBB HBP BLK WP HR S P ERA WHIP	IP WLS BF H R ER SO BB IBB HBP BLK WP HR S P ERA WHIP	IP WLS BF H R ER SO BB IBB HBP BLK WP HR S P ERA WHIP	IP WLS BF H R ER SO BB IBB HBP BLK WP HR S P ERA WHIP	IP WLS BF H R ER SO BB IBB HBP BLK WP HR S P ERA WHIP





Batter	1	2	3	4	5	6	7	8	9	10	11	AB	R	H	RBI	BB	SO	LOB	TOP				
13 Xavier Avery, L OBP: 0.357, SLG: 0.440												4	1	2	0	1	1	3					
2 J.J. Hardy, R OBP: 0.300, SLG: 0.476												5	0	0	0	0	2	3					
21 Nick Markakis, L OBP: 0.337, SLG: 0.459												5	1	2	1	0	1	2					
10 Adam Jones, R OBP: 0.347, SLG: 0.598												5	0	2	1	0	1	1					
32 Matt Wieters, S OBP: 0.329, SLG: 0.493												5	0	0	0	0	0	3					
24 Wilson Betemit, S OBP: 0.231, SLG: 0.443												3	0	0	0	1	2	0					
47 Pedro Strop, R												0	0	0	0	0	0	0					
19 Chris Davis, L OBP: 0.326, SLG: 0.457												4	0	0	0	0	1	1					
11 Robert Andino, R OBP: 0.313, SLG: 0.371												4	0	0	0	0	2	1					
34 Jake Arrieta, R OBP: 0.300, SLG: 0.394												2	0	0	0	0	2	0					
36 Nick Johnson, R OBP: 0.244, SLG: 0.344												1	0	1	0	0	0	0					
40 Troy Patton, S OBP: 0.300, SLG: 0.370												0	0	0	0	0	0	0					
35 Bill Hall, R OBP: 0.280, SLG: 0.360												0	0	0	0	1	0	0					
63 Kevin Gregg, R OBP: 0.280, SLG: 0.360												0	0	0	0	0	0	0					
3 Ryan Flaherty, L OBP: 0.280, SLG: 0.360												0	0	0	0	0	0	0					
<b>Inning Stats</b>	R: 1 E: 0 K: 0 S: 9	H: 2 LOB: 1 BB: 0 P: 18	R: 0 E: 0 K: 3 S: 9	H: 0 LOB: 0 BB: 0 P: 13	R: 0 E: 0 K: 2 S: 13	H: 1 LOB: 1 BB: 0 P: 18	R: 0 E: 0 K: 0 S: 7	H: 0 LOB: 0 BB: 0 P: 10	R: 0 E: 1 K: 1 S: 9	H: 1 LOB: 1 BB: 0 P: 12	R: 0 E: 0 K: 0 S: 3	H: 1 LOB: 1 BB: 0 P: 13	R: 0 E: 0 K: 2 S: 10	H: 1 LOB: 1 BB: 0 P: 13	R: 0 E: 0 K: 2 S: 11	H: 1 LOB: 2 BB: 2 P: 21	R: 1 E: 0 K: 0 S: 9	H: 1 LOB: 0 BB: 0 P: 15	1B: 4 2B: 2 3B: 0 HR: 1	SF: 0 SAC: 0 DP: 2 HBP: 0	WP: 0 PB: 0 SB: 0 CS: 0	PA: 41	
<b>PITCHER</b>	IP: 8.0 ERA: 3.31	WLS: 4 BF: 28	H: 5 R: 1 ER: 1 SO: 8	BB: 1 IBB: 0 HBP: 0 BLK: 0	WP: 0 HR: 0 S: 63 P: 95	ERA: 1.12 WHIP: 0.750	<b>PITCHER</b>	IP: 9.0 ERA: 2.37	WLS: 4 BF: 36	H: 1 R: 1 ER: 1 SO: 11	BB: 1 IBB: 1 HBP: 0 BLK: 0	WP: 0 HR: 1 S: 9 P: 15	ERA: 9.00 WHIP: 1.000	<b>PITCHER</b>	IP: 11.0 ERA: 2.37	WLS: 4 BF: 44	H: 1 R: 1 ER: 1 SO: 0	BB: 0 IBB: 0 HBP: 0 BLK: 0	WP: 0 HR: 0 S: 13 P: 15	ERA: 9.00 WHIP: 1.000			

**Baltimore Orioles @ Washington Nationals**  
 Nationals Park, Washington, DC  
 Fri May 18 2012, 7:09 PM - 10:21 PM EDT  
 Att. 36,680 - Party Cloudy - 72 F

livebaseballscorecards.com

AB 38  
R 2  
H 7  
RBI 2  
BB 3  
SO 12  
LOB 14

Batter	1	2	3	4	5	6	7	8	9	10	11	AB	R	H	RBI	BB	SO	LOB	BOTTOM				
20 Ian Desmond, R OBP: 0.294, SLG: 0.451												5	1	2	1	0	0	1					
2 Roger Bernadina, L OBP: 0.269, SLG: 0.358												5	0	0	0	0	2	1					
11 Ryan Zimmerman, R OBP: 0.342, SLG: 0.313												5	0	2	0	0	1	1					
25 Adam LaRoche, L OBP: 0.409, SLG: 0.577												5	0	0	0	0	2	3					
34 Bryce Harper, L OBP: 0.338, SLG: 0.449												3	0	2	0	1	0	0					
8 Danny Espinosa, S OBP: 0.281, SLG: 0.309												3	0	0	0	0	2	3					
24 Rick Ankiel, L OBP: 0.300, SLG: 0.370												4	0	0	0	0	1	3					
26 Jesus Flores, R OBP: 0.279, SLG: 0.273												4	0	1	0	0	0	3					
33 Edwin Jackson, R ERA: 4.72												2	0	0	0	0	2	1					
56 Darren O'Day, R ERA: 1.37												1	0	0	0	0	0	0					
40 Troy Patton, L ERA: 4.42												0	0	0	0	0	0	0					
63 Kevin Gregg, R ERA: 3.46												0	0	0	0	0	0	0					
52 Ryan Mattheus, R ERA: 1.17												0	0	0	0	0	0	0					
1 Steve Lombardozzi, S ERA: 4.72												0	0	0	0	0	0	0					
<b>Inning Stats</b>	R: 0 E: 0 K: 2 S: 13	H: 1 LOB: 1 BB: 0 P: 20	R: 0 E: 1 K: 1 S: 11	H: 1 LOB: 1 BB: 0 P: 15	R: 0 E: 0 K: 2 S: 10	H: 1 LOB: 1 BB: 0 P: 15	R: 0 E: 0 K: 1 S: 9	H: 1 LOB: 0 BB: 1 P: 15	R: 1 E: 0 K: 0 S: 9	H: 1 LOB: 1 BB: 0 P: 18	R: 0 E: 0 K: 0 S: 8	H: 0 LOB: 0 BB: 0 P: 10	R: 0 E: 0 K: 0 S: 6	H: 0 LOB: 0 BB: 0 P: 8	R: 0 E: 0 K: 0 S: 7	H: 0 LOB: 0 BB: 0 P: 9	R: 0 E: 0 K: 1 S: 9	H: 1 LOB: 2 BB: 0 P: 14	1B: 6 2B: 0 3B: 0 HR: 1	SF: 0 SAC: 0 DP: 2 HBP: 2	WP: 1 PB: 0 SB: 1 CS: 2	PA: 40	
<b>PITCHER</b>	IP: 7.0 ERA: 4.72	WLS: 1 BF: 26	H: 6 R: 1 ER: 1 SO: 9	BB: 1 IBB: 0 HBP: 0 BLK: 0	WP: 0 HR: 1 S: 66 P: 103	ERA: 1.29 WHIP: 1.000	<b>PITCHER</b>	IP: 9.0 ERA: 1.17	WLS: 4 BF: 36	H: 1 R: 1 ER: 1 SO: 11	BB: 1 IBB: 1 HBP: 0 BLK: 0	WP: 0 HR: 0 S: 9 P: 15	ERA: 9.00 WHIP: 1.000	<b>PITCHER</b>	IP: 11.0 ERA: 1.17	WLS: 4 BF: 44	H: 1 R: 1 ER: 1 SO: 0	BB: 0 IBB: 0 HBP: 0 BLK: 0	WP: 0 HR: 0 S: 13 P: 15	ERA: 9.00 WHIP: 1.000			

**Baltimore Orioles @ Washington Nationals**  
 Nationals Park, Washington, DC  
 Fri May 18 2012, 7:09 PM - 10:21 PM EDT  
 Att. 36,680 - Party Cloudy - 72 F

livebaseballscorecards.com

AB 37  
R 1  
H 7  
RBI 1  
BB 1  
SO 10  
LOB 16



Batter	1	2	3	4	5	6	7	8	9	AB	R	H	RBI	BB	SO	LOB	TOP					
11 Robert Andino, R OBP: 0.316, SLG: 0.379										5	1	2	2	0	2	1						
2 J.J. Hardy, R OBP: 0.304, SLG: 0.488										4	0	2	0	0	0	1						
21 Nick Markakis, L OBP: 0.335, SLG: 0.472										4	2	1	2	0	1	2						
10 Adam Jones, R OBP: 0.356, SLG: 0.619										4	1	3	2	0	0	0						
32 Matt Wieters, S OBP: 0.321, SLG: 0.479										4	0	0	0	0	1	3						
24 Wilson Betemit, S OBP: 0.289, SLG: 0.436										4	1	1	0	0	0	1						
6 Steve Tolleson, R OBP: 0.309, SLG: 0.462										3	0	0	0	0	1	0	AB 34					
3 Ryan Flaherty, L OBP: 0.167, SLG: 0.217										0	0	0	0	0	0	0	R 6					
13 Xavier Avery, L OBP: 0.375, SLG: 0.464										3	1	1	0	1	1	0	H 10					
39 Jason Hammel, R																	RBI 6					
38 Luis Ayala, R																	BB 1					
40 Troy Patton, S																	SO 8					
47 Pedro Strop, R																	LOB 9					
36 Nick Johnson, L																						
43 Jim Johnson, R																						
<b>Inning Stats</b>	R: 0 E: 0 K: 2 S: 17	H: 2 LOB: 2 BB: 0 P: 26	R: 2 E: 0 K: 0 S: 5	H: 2 LOB: 1 BB: 1 P: 9	R: 2 E: 0 K: 0 S: 9	H: 2 LOB: 0 BB: 0 P: 13	R: 0 E: 0 K: 1 S: 7	H: 0 LOB: 0 BB: 0 P: 9	R: 2 E: 0 K: 0 S: 14	H: 3 LOB: 1 BB: 0 P: 22	R: 0 E: 0 K: 3 S: 10	H: 1 LOB: 1 BB: 0 P: 14	R: 0 E: 0 K: 1 S: 9	H: 0 LOB: 0 BB: 0 P: 14	R: 0 E: 0 K: 0 S: 5	H: 0 LOB: 0 BB: 0 P: 8	R: 0 E: 0 K: 1 S: 7	H: 0 LOB: 0 BB: 0 P: 13	1B: 5 2B: 2 HR: 2	SF: 0 SAC: 2 DP: 0 HBP: 0	WP: 1 PB: 0 CS: 0	PA: 37
<b>PITCHER</b>	IP WLS BF H R ER SO BB IBB HBP BLK WP HR S P ERA WHIP																					
48 Ross Detwiler, L ERA: 3.65	5.0 L 24 9 6 6 3 1 0 0 0 0 0 2 52 79 10.80 2.000																					
35 Craig Stammen, R ERA: 1.57	1.0 4 1 0 0 3 0 0 0 0 0 1 0 10 14 0.00 1.000																					
45 Ryan Perry, R ERA: 10.8	2.0 6 0 0 0 1 0 0 0 0 0 0 0 14 22 0.00 0.000																					
63 Henry Alberto Rodriguez, R ERA: 4.08	1.0 3 0 0 0 1 0 0 0 0 0 0 0 7 13 0.00 0.000																					

Baltimore Orioles @ Washington Nationals  
Nationals Park, Washington, DC  
Sat May 19 2012, 7:18 PM - 10:18 PM EDT  
Att. 42,331 - Clear - 79 F



Batter	1	2	3	4	5	6	7	8	9	AB	R	H	RBI	BB	SO	LOB	BOTTOM					
1 Steve Lombardozzi, S OBP: 0.400, SLG: 0.394										5	0	2	1	0	0	1						
34 Bryce Harper, L OBP: 0.318, SLG: 0.419										5	0	0	0	0	2	3						
11 Ryan Zimmerman, R OBP: 0.352, SLG: 0.365										5	2	3	1	0	1	1						
25 Adam LaRoche, L OBP: 0.403, SLG: 0.560										4	1	0	0	1	2	2						
20 Ian Desmond, R OBP: 0.293, SLG: 0.452										4	0	1	0	0	1	3						
24 Rick Ankiel, L OBP: 0.301, SLG: 0.379										3	1	1	1	0	1	0						
21 Xavier Nady, R OBP: 0.192, SLG: 0.290										1	0	0	0	0	0	1						
49 Carlos Maldonado, R										3	0	0	1	1	1	1	AB 36					
2 Roger Bernadina, L OBP: 0.309, SLG: 0.369										3	1	2	1	1	0	2	R 5					
48 Ross Detwiler, R																	H 10					
57 Tyler Moore, R																	RBI 5					
35 Craig Stammen, R																	SO 8					
18 Chad Tracy, L																	LOB 17					
45 Ryan Perry, R																						
8 Danny Espinosa, S																						
63 Henry Alberto Rodriguez, R																						
<b>Inning Stats</b>	R: 0 E: 0 K: 1 S: 6	H: 0 LOB: 0 BB: 0 P: 12	R: 0 E: 0 K: 2 S: 9	H: 0 LOB: 0 BB: 0 P: 14	R: 0 E: 0 K: 0 S: 10	H: 0 LOB: 1 BB: 1 P: 19	R: 0 E: 0 K: 1 S: 10	H: 1 LOB: 0 BB: 0 P: 17	R: 1 E: 0 K: 1 S: 12	H: 3 LOB: 2 BB: 0 P: 19	R: 3 E: 0 K: 0 S: 12	H: 3 LOB: 1 BB: 1 P: 22	R: 0 E: 0 K: 2 S: 10	H: 1 LOB: 1 BB: 0 P: 15	R: 0 E: 0 K: 0 S: 14	H: 1 LOB: 2 BB: 1 P: 22	R: 1 E: 0 K: 1 S: 15	H: 1 LOB: 0 BB: 0 P: 21	1B: 6 2B: 3 HR: 1	SF: 0 SAC: 1 DP: 0 HBP: 0	WP: 0 PB: 0 CS: 0	PA: 40
<b>PITCHER</b>	IP WLS BF H R ER SO BB IBB HBP BLK WP HR S P ERA WHIP																					
39 Jason Hammel, R ERA: 3.12	5.1 W 24 9 4 4 4 2 0 0 0 0 0 0 17 25 6.75 1.500																					
38 Luis Ayala, R ERA: 1.64	1.2 H 8 3 0 0 2 0 0 0 0 0 0 0 17 25 0.00 1.800																					
40 Troy Patton, L ERA: 4.34	0.1 H 1 0 0 0 0 0 0 0 0 0 0 0 7 10 0.00 0.000																					
47 Pedro Strop, R ERA: 1.14	0.2 H 3 0 0 0 0 1 0 0 0 0 0 0 6 11 0.00 1.500																					
43 Jim Johnson, R ERA: 0.92	1.0 S 4 1 1 1 1 0 0 0 0 0 0 1 15 21 9.00 1.000																					

Baltimore Orioles @ Washington Nationals  
Nationals Park, Washington, DC  
Sat May 19 2012, 7:18 PM - 10:18 PM EDT  
Att. 42,331 - Clear - 79 F









Batter	1	2	3	4	5	6	7	8	9	AB	R	H	RBI	BB	SO	LOB	TOP										
1 Steve Lombardozzi, S OBP: 0.389, SLG: 0.582 (1, 7)										4	0	0	0	0	0	1											
34 Bryce Harper, L OBP: 0.340, SLG: 0.451 (1, 9)										4	1	2	0	0	0	0											
11 Ryan Zimmerman, R OBP: 0.344, SLG: 0.354 (1, 5)										4	0	0	0	0	2	2											
25 Adam LaRoche, L OBP: 0.405, SLG: 0.543 (1, 3)										3	0	0	0	1	0	0											
20 Ian Desmond, R OBP: 0.301, SLG: 0.473 (1, 6)										4	1	2	2	0	0	0											
8 Danny Espinosa, S OBP: 0.295, SLG: 0.333 35 Craig Stammen, R OBP: 0.309, SLG: 0.369 63 Henry Alberto Rodríguez, R OBP: 0.192, SLG: 0.274 17 Sean Burnett, L OBP: 0.279, SLG: 0.323 (1, 4) (7, 1) (8, PH) (9, 1)										2	0	0	0	0	0	0											
24 Rick Ankiel, L OBP: 0.287, SLG: 0.360 (1, 8)										3	0	0	0	0	2	3											
26 Jesus Flores, R OBP: 0.279, SLG: 0.323 (1, 2)										3	0	1	0	0	0	3											
47 Gio González, R OBP: 0.118, SLG: 0.176 2 Roger Bernadina, L OBP: 0.309, SLG: 0.369 21 Xavier Nady, R OBP: 0.192, SLG: 0.274 (1, 1) (7, 7) (8, PH) (8, 7)										1	0	0	0	0	1	0											
<b>Inning Stats</b>	R: 0 E: 0 K: 0 S: 5	H: 1 LOB: 0 BB: 0 P: 12	R: 1 E: 0 K: 0 S: 9	H: 1 LOB: 0 BB: 0 P: 14	R: 0 E: 0 K: 0 S: 6	H: 1 LOB: 1 BB: 0 P: 12	R: 1 E: 0 K: 2 S: 12	H: 2 LOB: 3 BB: 2 P: 25	R: 0 E: 0 K: 1 S: 5	H: 0 LOB: 0 BB: 0 P: 7	R: 0 E: 0 K: 0 S: 7	H: 0 LOB: 0 BB: 0 P: 12	R: 0 E: 0 K: 1 S: 16	H: 0 LOB: 0 BB: 0 P: 22	R: 0 E: 0 K: 1 S: 5	H: 0 LOB: 0 BB: 0 P: 7	R: 0 E: 0 K: 1 S: 7	H: 0 LOB: 0 BB: 0 P: 12	1B: 4 2B: 0 3B: 0 HR: 1	SF: 0 SAC: 1 DP: 1 HBP: 0	WP: 0 PB: 0 SB: 1 CS: 0	PA: 32					
<b>PITCHER</b>	IP	WLS	BF	H	R	ER	SO	BB	IBB	HBP	BLK	WP	HR	S	P	ERA	WHIP										
38 Kyle Kendrick, R ERA: 5.23 46 Raul Valdes, L ERA:	7.0	L	27	5	2	2	4	2	0	0	0	0	1	60	104	2.57	1.000										
8 Shane Victorino, S OBP: 0.326, SLG: 0.410 (1, 8)										3	0	2	0	1	0	0											
27 Plácido Polanco, R OBP: 0.321, SLG: 0.361 (1, 5)										3	0	0	0	1	0	7											
3 Hunter Pence, R OBP: 0.322, SLG: 0.497 (1, 9)										3	0	0	0	1	0	7											
51 Carlos Ruiz, R OBP: 0.400, SLG: 0.581 (1, 2)										3	0	0	0	0	1	5											
15 John Mayberry Jr., R OBP: 0.276, SLG: 0.324 (1, 3)										3	1	0	0	1	2	4											
13 Freddy Galvis, S OBP: 0.268, SLG: 0.397 (1, 6)										4	0	0	0	0	1	3											
18 Mike Fontenot, L OBP: 0.500, SLG: 0.429 (1, 4)										4	0	1	0	0	1	0											
38 Kyle Kendrick, R OBP: 0.125, SLG: 0.125 4 Pete Orr, L OBP: 0.308, SLG: 0.447 46 Raul Valdes, L OBP: 0.333, SLG: 0.333 (1, 1) (7, PH) (8, 1) (8, PH)										2	0	0	0	0	2	0											
<b>Inning Stats</b>	R: 0 E: 0 K: 2 S: 8	H: 0 LOB: 0 BB: 0 P: 14	R: 0 E: 0 K: 3 S: 12	H: 0 LOB: 1 BB: 1 P: 22	R: 0 E: 0 K: 2 S: 16	H: 2 LOB: 3 BB: 1 P: 25	R: 0 E: 0 K: 1 S: 10	H: 0 LOB: 0 BB: 0 P: 15	R: 0 E: 0 K: 1 S: 10	H: 0 LOB: 0 BB: 0 P: 16	R: 0 E: 0 K: 0 S: 9	H: 1 LOB: 2 BB: 1 P: 16	R: 0 E: 0 K: 1 S: 7	H: 0 LOB: 0 BB: 0 P: 12	R: 0 E: 0 K: 0 S: 11	H: 2 LOB: 2 BB: 0 P: 19	R: 1 E: 0 K: 0 S: 8	H: 1 LOB: 2 BB: 2 P: 23	1B: 5 2B: 1 3B: 0 HR: 0	SF: 1 SAC: 0 DP: 1 HBP: 1	WP: 3 PB: 0 SB: 0 CS: 0	PA: 38					
<b>PITCHER</b>	IP	WLS	BF	H	R	ER	SO	BB	IBB	HBP	BLK	WP	HR	S	P	ERA	WHIP										
47 Gio González, L ERA: 1.88 35 Craig Stammen, R ERA: 1.44 63 Henry Alberto Rodríguez, R ERA: 4.5 17 Sean Burnett, L ERA: 0.71	6.0	W	24	3	0	0	1	3	0	0	0	0	0	65	108	0.00	1.000										
	2.0	H	8	2	0	0	1	0	0	0	0	0	0	18	31	0.00	1.000										
	0.1	H	3	1	1	1	0	1	0	0	0	1	0	4	11	27.00	6.000										
	0.2	S	3	0	0	0	0	1	0	0	0	1	0	4	12	0.00	1.500										

Washington Nationals @ Philadelphia Phillies  
Citizens Bank Park, Philadelphia, PA  
Mon May 21 2012, 7:07 PM - 9:51 PM EDT  
Att: 43,787 - Drizzle - 63 F

AB 29  
R 2  
H 5  
RBI 2  
BB 2  
SO 6  
LOB 9



BOTTOM

Washington Nationals @ Philadelphia Phillies  
Citizens Bank Park, Philadelphia, PA  
Mon May 21 2012, 7:07 PM - 9:51 PM EDT  
Att: 43,787 - Drizzle - 63 F

AB 31  
R 1  
H 6  
RBI 1  
BB 5  
SO 10  
LOB 21

















Batter	1	2	3	4	5	6	7	8	9	AB	R	H	RBI	BB	SO	LOB	TOP					
8 Danny Espinosa, S OBP: 0.306, SLG: 0.364										5	2	2	3	0	3	2						
34 Bryce Harper, L OBP: 0.386, SLG: 0.495										4	1	2	1	1	0	0						
11 Ryan Zimmerman, R OBP: 0.347, SLG: 0.368										4	1	1	0	1	0	2						
25 Adam LaRoche, L OBP: 0.378, SLG: 0.529										4	0	1	2	0	2	2						
20 Ian Desmond, R OBP: 0.301, SLG: 0.475										4	1	1	0	0	0	2						
21 Xavier Nady, R OBP: 0.186, SLG: 0.272										4	0	1	0	0	0	2						
57 Tyler Moore, R OBP: 0.297, SLG: 0.388										2	0	0	0	0	1	1						
18 Chad Tracy, L OBP: 0.297, SLG: 0.592										1	0	1	1	0	0	0						
33 Edwin Jackson, R OBP: 0.297, SLG: 0.291										1	0	0	0	0	1	1						
32 Craig Stammen, R OBP: 0.262, SLG: 0.256										0	0	0	0	0	0	0						
36 Tyler Clippard, R OBP: 0.297, SLG: 0.291										0	0	0	0	0	0	0						
26 Jesus Flores, R OBP: 0.277, SLG: 0.329										4	1	1	0	0	2	2						
37 Stephen Strasburg, R OBP: 0.421, SLG: 0.722										2	1	1	0	0	0	0						
24 Rick Ankiel, L OBP: 0.255, SLG: 0.430										2	0	1	1	0	0	0						
<b>Inning Stats</b>	R: 1 E: 0 K: 0 S: 14	H: 1 LOB: 1 BB: 1 P: 24	R: 3 E: 0 K: 1 S: 15	H: 3 LOB: 0 BB: 0 P: 26	R: 0 E: 0 K: 1 S: 11	H: 0 LOB: 0 BB: 0 P: 16	R: 0 E: 0 K: 0 S: 5	H: 1 LOB: 0 BB: 0 P: 8	R: 0 E: 0 K: 1 S: 10	H: 1 LOB: 2 BB: 1 P: 23	R: 2 E: 0 K: 2 S: 14	H: 3 LOB: 1 BB: 0 P: 25	R: 0 E: 0 K: 2 S: 11	H: 0 LOB: 0 BB: 0 P: 16	R: 0 E: 0 K: 1 S: 7	H: 0 LOB: 0 BB: 0 P: 10	1B: 4 2B: 6 3B: 1 HR: 2	SF: 1 SAC: 0 DP: 1 HBP: 0	WP: 0 PB: 0 SB: 0 CS: 0	PA: 40		
<b>PITCHER</b>	IP WLS BF H R ER SO BB IBB HBP BLK WP HR S P ERA WHIP	IP WLS BF H R ER SO BB IBB HBP BLK WP HR S P ERA WHIP	IP WLS BF H R ER SO BB IBB HBP BLK WP HR S P ERA WHIP	IP WLS BF H R ER SO BB IBB HBP BLK WP HR S P ERA WHIP	IP WLS BF H R ER SO BB IBB HBP BLK WP HR S P ERA WHIP	IP WLS BF H R ER SO BB IBB HBP BLK WP HR S P ERA WHIP	IP WLS BF H R ER SO BB IBB HBP BLK WP HR S P ERA WHIP	IP WLS BF H R ER SO BB IBB HBP BLK WP HR S P ERA WHIP	IP WLS BF H R ER SO BB IBB HBP BLK WP HR S P ERA WHIP	IP WLS BF H R ER SO BB IBB HBP BLK WP HR S P ERA WHIP	IP WLS BF H R ER SO BB IBB HBP BLK WP HR S P ERA WHIP	IP WLS BF H R ER SO BB IBB HBP BLK WP HR S P ERA WHIP	IP WLS BF H R ER SO BB IBB HBP BLK WP HR S P ERA WHIP	IP WLS BF H R ER SO BB IBB HBP BLK WP HR S P ERA WHIP	IP WLS BF H R ER SO BB IBB HBP BLK WP HR S P ERA WHIP	IP WLS BF H R ER SO BB IBB HBP BLK WP HR S P ERA WHIP	IP WLS BF H R ER SO BB IBB HBP BLK WP HR S P ERA WHIP	IP WLS BF H R ER SO BB IBB HBP BLK WP HR S P ERA WHIP	IP WLS BF H R ER SO BB IBB HBP BLK WP HR S P ERA WHIP	IP WLS BF H R ER SO BB IBB HBP BLK WP HR S P ERA WHIP	IP WLS BF H R ER SO BB IBB HBP BLK WP HR S P ERA WHIP	
36 Mike Minor, L ERA: 6.98	5.0	L	6	3	2	2	0	0	0	0	0	14	22	18.00	3.000							
54 Kris Medlen, R ERA: 3.16	1.0	L	6	3	2	2	0	0	0	0	0	1	17	9.00	3.000							
39 Jonny Venters, L ERA: 3.63	1.0	L	6	3	2	1	0	0	0	0	0	1	17	25	9.00	3.000						
32 Chad Durbin, R ERA: 5.94	1.0	L	3	0	0	0	0	0	0	0	0	11	16	0.00	0.000							
46 Craig Kimbrel, R ERA: 2.12	1.0	L	3	0	0	0	0	0	0	0	0	7	10	0.00	0.000							
<b>Batter</b>	<b>1</b>	<b>2</b>	<b>3</b>	<b>4</b>	<b>5</b>	<b>6</b>	<b>7</b>	<b>8</b>	<b>9</b>	<b>AB</b>	<b>R</b>	<b>H</b>	<b>RBI</b>	<b>BB</b>	<b>SO</b>	<b>LOB</b>	<b>BOTTOM</b>					
24 Michael Bourn, L OBP: 0.354, SLG: 0.425										5	0	1	0	0	4	2						
1 Tyler Pastornicky, R OBP: 0.230, SLG: 0.341										4	0	0	0	0	3	1						
16 Brian McCann, L OBP: 0.331, SLG: 0.418										1	0	0	0	0	0	2						
14 Martin Prado, R OBP: 0.406, SLG: 0.508										3	1	1	0	1	0	0						
26 Dan Uggla, R OBP: 0.367, SLG: 0.434										3	1	1	2	1	2	0						
20 Eric Hinske, L OBP: 0.319, SLG: 0.339										3	1	0	0	1	0	2						
22 Jason Heyward, L OBP: 0.337, SLG: 0.430										3	1	1	0	1	0	0						
25 Juan Francisco, L OBP: 0.250, SLG: 0.464										4	0	3	1	0	0	0						
7 J.C. Boscan, R OBP: 0.250, SLG: 0.250										4	0	1	1	0	0	4						
36 Mike Minor, R ERA: 2.64	5.0	W	23	6	4	0	0	0	0	0	0	33	48	0.00	0.667							
32 Tom Gorzelanny, L ERA: 3.75	3.0	H	11	2	0	0	4	0	0	0	0	3	8	0.00	3.000							
35 Craig Stammen, R ERA: 1.42	0.1	L	2	0	0	0	0	1	0	0	0	0	5	8	0.00	0.000						
36 Tyler Clippard, R ERA: 2.91	0.2	S	2	0	0	0	1	0	0	0	0	5	8	0.00	0.000							
<b>Inning Stats</b>	R: 0 E: 0 K: 0 S: 6	H: 1 LOB: 0 BB: 0 P: 11	R: 2 E: 0 K: 2 S: 17	H: 2 LOB: 1 BB: 1 P: 30	R: 0 E: 0 K: 2 S: 10	H: 0 LOB: 2 BB: 2 P: 22	R: 0 E: 0 K: 0 S: 6	H: 1 LOB: 1 BB: 1 P: 14	R: 2 E: 0 K: 2 S: 12	H: 2 LOB: 0 BB: 0 P: 18	R: 0 E: 0 K: 1 S: 12	H: 1 LOB: 1 BB: 0 P: 16	R: 0 E: 0 K: 2 S: 9	H: 0 LOB: 0 BB: 0 P: 14	R: 0 E: 0 K: 1 S: 11	H: 0 LOB: 0 BB: 0 P: 15	R: 0 E: 0 K: 1 S: 9	H: 1 LOB: 2 BB: 1 P: 19	1B: 6 2B: 1 3B: 0 HR: 1	SF: 0 SAC: 0 DP: 2 HBP: 0	WP: 0 PB: 0 SB: 1 CS: 0	PA: 38
<b>PITCHER</b>	IP WLS BF H R ER SO BB IBB HBP BLK WP HR S P ERA WHIP	IP WLS BF H R ER SO BB IBB HBP BLK WP HR S P ERA WHIP	IP WLS BF H R ER SO BB IBB HBP BLK WP HR S P ERA WHIP	IP WLS BF H R ER SO BB IBB HBP BLK WP HR S P ERA WHIP	IP WLS BF H R ER SO BB IBB HBP BLK WP HR S P ERA WHIP	IP WLS BF H R ER SO BB IBB HBP BLK WP HR S P ERA WHIP	IP WLS BF H R ER SO BB IBB HBP BLK WP HR S P ERA WHIP	IP WLS BF H R ER SO BB IBB HBP BLK WP HR S P ERA WHIP	IP WLS BF H R ER SO BB IBB HBP BLK WP HR S P ERA WHIP	IP WLS BF H R ER SO BB IBB HBP BLK WP HR S P ERA WHIP	IP WLS BF H R ER SO BB IBB HBP BLK WP HR S P ERA WHIP	IP WLS BF H R ER SO BB IBB HBP BLK WP HR S P ERA WHIP	IP WLS BF H R ER SO BB IBB HBP BLK WP HR S P ERA WHIP	IP WLS BF H R ER SO BB IBB HBP BLK WP HR S P ERA WHIP	IP WLS BF H R ER SO BB IBB HBP BLK WP HR S P ERA WHIP	IP WLS BF H R ER SO BB IBB HBP BLK WP HR S P ERA WHIP	IP WLS BF H R ER SO BB IBB HBP BLK WP HR S P ERA WHIP	IP WLS BF H R ER SO BB IBB HBP BLK WP HR S P ERA WHIP	IP WLS BF H R ER SO BB IBB HBP BLK WP HR S P ERA WHIP	IP WLS BF H R ER SO BB IBB HBP BLK WP HR S P ERA WHIP	IP WLS BF H R ER SO BB IBB HBP BLK WP HR S P ERA WHIP	IP WLS BF H R ER SO BB IBB HBP BLK WP HR S P ERA WHIP

Washington Nationals @ Atlanta Braves  
Turner Field, Atlanta, GA  
Sat May 26 2012, 4:08 PM - 7:16 PM EDT  
Att: 42,698 - Partly Cloudy - 90 F

AB	37
R	8
H	12
RBI	8
BB	2
SO	9
LOB	14



Washington Nationals @ Atlanta Braves  
Turner Field, Atlanta, GA  
Sat May 26 2012, 4:08 PM - 7:16 PM EDT  
Att: 42,698 - Partly Cloudy - 90 F

AB	33
R	4
H	8
RBI	4
BB	5
SO	11
LOB	15





Batter	1	2	3	4	5	6	7	8	9	AB	R	H	RBI	BB	SO	LOB	TOP								
1 Steve Lombardozzi, S OBP: 0.366, SLG: 0.580	G4-3		G4-3	L4		11 1B	P5			5	1	1	2	0	0	4									
34 Bryce Harper, L OBP: 0.376, SLG: 0.525	25 2B		1B		F7	K		HR		4	1	2	1	1	1	1									
11 Ryan Zimmerman, R OBP: 0.342, SLG: 0.362	K		K		G3	25 1B		F9		5	0	1	1	0	2	2									
25 Adam LaRoche, L OBP: 0.389, SLG: 0.538				8 26 1B				F8		3	1	2	0	2	0	0									
20 Ian Desmond, R OBP: 0.294, SLG: 0.463	K		FC6 26 1B 47 SF7			FC4		L1		5	1	0	0	0	2	6									
8 Danny Espinosa, S OBP: 0.305, SLG: 0.358	F8			26 1B		24 1B		F8		3	1	0	0	1	1	0									
24 Rick Ankiel, L OBP: 0.291, SLG: 0.415	K		K			26 1B		E6 47 SH1-4 26 1B		4	1	0	0	1	3	3									
26 Jesus Flores, R OBP: 0.299, SLG: 0.350	F8									4	1	3	2	0	0	0									
49 Carlos Maldonado, R (7, PR)	F8									1	0	0	0	0	1	0									
47 Gio González, R OBP: 0.105, SLG: 0.167										1	0	0	1	0	1	0									
35 Craig Stammen, R (8, 1)										0	0	0	0	0	0	0									
17 Sean Burnett, L (9, 1)										0	0	0	0	0	0	0									
<b>Inning Stats</b>	R: 0 H: 1 E: 0 K: 2 S: 12	H: 1 LOB: 2 BB: 1 P: 23	R: 0 H: 0 E: 0 K: 1 S: 8	LOB: 0 BB: 0 P: 12	R: 0 H: 1 E: 0 K: 2 S: 14	H: 1 LOB: 1 BB: 0 P: 20	R: 2 H: 1 E: 1 K: 1 S: 12	H: 1 LOB: 2 BB: 2 P: 26	R: 0 H: 0 E: 0 K: 1 S: 9	LOB: 1 BB: 1 P: 19	R: 4 H: 4 E: 0 K: 1 S: 18	H: 4 LOB: 2 BB: 1 P: 35	R: 0 H: 1 E: 0 K: 0 S: 9	LOB: 2 BB: 0 P: 13	R: 1 H: 1 E: 0 K: 0 S: 9	H: 1 LOB: 0 BB: 0 P: 13	R: 0 H: 0 E: 0 K: 3 S: 13	LOB: 0 BB: 0 P: 20	1B: 6 2B: 2 3B: 0 HR: 1	SF: 1 SAC: 2 DP: 0 HBP: 1	WP: 0 PB: 0 CS: 0	PA: 44			
<b>PITCHER</b>	IP WLS BF H R ER SO BB IBB HBP BLK WP HR S P ERA WHIP	IP WLS BF H R ER SO BB IBB HBP BLK WP HR S P ERA WHIP	IP WLS BF H R ER SO BB IBB HBP BLK WP HR S P ERA WHIP	IP WLS BF H R ER SO BB IBB HBP BLK WP HR S P ERA WHIP	IP WLS BF H R ER SO BB IBB HBP BLK WP HR S P ERA WHIP	IP WLS BF H R ER SO BB IBB HBP BLK WP HR S P ERA WHIP	IP WLS BF H R ER SO BB IBB HBP BLK WP HR S P ERA WHIP	IP WLS BF H R ER SO BB IBB HBP BLK WP HR S P ERA WHIP	IP WLS BF H R ER SO BB IBB HBP BLK WP HR S P ERA WHIP	IP WLS BF H R ER SO BB IBB HBP BLK WP HR S P ERA WHIP	IP WLS BF H R ER SO BB IBB HBP BLK WP HR S P ERA WHIP	IP WLS BF H R ER SO BB IBB HBP BLK WP HR S P ERA WHIP	IP WLS BF H R ER SO BB IBB HBP BLK WP HR S P ERA WHIP	IP WLS BF H R ER SO BB IBB HBP BLK WP HR S P ERA WHIP	IP WLS BF H R ER SO BB IBB HBP BLK WP HR S P ERA WHIP	IP WLS BF H R ER SO BB IBB HBP BLK WP HR S P ERA WHIP	IP WLS BF H R ER SO BB IBB HBP BLK WP HR S P ERA WHIP	IP WLS BF H R ER SO BB IBB HBP BLK WP HR S P ERA WHIP	IP WLS BF H R ER SO BB IBB HBP BLK WP HR S P ERA WHIP	IP WLS BF H R ER SO BB IBB HBP BLK WP HR S P ERA WHIP	IP WLS BF H R ER SO BB IBB HBP BLK WP HR S P ERA WHIP	IP WLS BF H R ER SO BB IBB HBP BLK WP HR S P ERA WHIP	IP WLS BF H R ER SO BB IBB HBP BLK WP HR S P ERA WHIP	IP WLS BF H R ER SO BB IBB HBP BLK WP HR S P ERA WHIP	IP WLS BF H R ER SO BB IBB HBP BLK WP HR S P ERA WHIP

Washington Nationals @ Atlanta Braves  
Turner Field, Atlanta, GA  
Sun May 27 2012, 8:07 PM - 11:16 PM EDT  
Att: 38,543 - Clear - 85 F

AB 35  
R 7  
H 9  
RBI 7  
BB 5  
SO 11  
LOB 16



Batter	1	2	3	4	5	6	7	8	9	AB	R	H	RBI	BB	SO	LOB	BOTTOM									
24 Michael Bourn, L OBP: 0.397, SLG: 0.433	SH1-4 14 G6-3		SH3-4			K		K		3	2	1	0	1	2	1										
1 Tyler Pastornicky, R OBP: 0.298, SLG: 0.336	SH1-4		SH3-4			K		F9		2	0	0	1	0	1	1										
14 Martín Prado, R OBP: 0.398, SLG: 0.497	G6-3		G6-3			K			P3	4	0	0	1	0	1	0										
26 Dan Uggla, R OBP: 0.374, SLG: 0.441				G5-3						2	0	1	0	2	0	0										
23 Matt Diaz, R OBP: 0.350, SLG: 0.423	F9			G6-3						4	0	0	0	0	2	3										
20 Eric Hinske, L OBP: 0.301, SLG: 0.318				K						4	0	0	0	0	4	2										
22 Jason Heyward, L OBP: 0.332, SLG: 0.422	G6-3									3	0	0	0	0	1	1										
7 J.C. Boscan, R OBP: 0.143, SLG: 0.143	G5-3									3	0	0	0	0	0	0										
37 Brandon Beachy, R OBP: 0.208, SLG: 0.136										2	0	0	0	0	2	0										
61 Livan Hernandez, R (8, PH)										0	0	0	0	0	0	0										
50 Cristian Martinez, R (9, 1)										0	0	0	0	0	0	0										
<b>Inning Stats</b>	R: 1 H: 0 E: 0 K: 0 S: 13	H: 0 LOB: 1 BB: 2 P: 28	R: 0 H: 0 E: 0 K: 1 S: 9	LOB: 0 BB: 0 P: 9	R: 1 H: 1 E: 0 K: 1 S: 11	H: 1 LOB: 0 BB: 0 P: 16	R: 0 H: 0 E: 0 K: 1 S: 8	H: 0 LOB: 0 BB: 0 P: 11	R: 0 H: 0 E: 0 K: 2 S: 7	LOB: 0 BB: 0 P: 11	R: 0 H: 0 E: 0 K: 3 S: 11	H: 0 LOB: 0 BB: 0 P: 17	R: 0 H: 0 E: 0 K: 2 S: 10	LOB: 1 BB: 1 P: 16	R: 0 H: 1 E: 0 K: 1 S: 10	LOB: 1 BB: 0 P: 14	R: 0 H: 1 E: 0 K: 2 S: 11	LOB: 1 BB: 0 P: 16	1B: 1 2B: 1 3B: 1 HR: 0	SF: 0 SAC: 2 DP: 0 HBP: 0	WP: 0 PB: 0 CS: 0	PA: 33				
<b>PITCHER</b>	IP WLS BF H R ER SO BB IBB HBP BLK WP HR S P ERA WHIP	IP WLS BF H R ER SO BB IBB HBP BLK WP HR S P ERA WHIP	IP WLS BF H R ER SO BB IBB HBP BLK WP HR S P ERA WHIP	IP WLS BF H R ER SO BB IBB HBP BLK WP HR S P ERA WHIP	IP WLS BF H R ER SO BB IBB HBP BLK WP HR S P ERA WHIP	IP WLS BF H R ER SO BB IBB HBP BLK WP HR S P ERA WHIP	IP WLS BF H R ER SO BB IBB HBP BLK WP HR S P ERA WHIP	IP WLS BF H R ER SO BB IBB HBP BLK WP HR S P ERA WHIP	IP WLS BF H R ER SO BB IBB HBP BLK WP HR S P ERA WHIP	IP WLS BF H R ER SO BB IBB HBP BLK WP HR S P ERA WHIP	IP WLS BF H R ER SO BB IBB HBP BLK WP HR S P ERA WHIP	IP WLS BF H R ER SO BB IBB HBP BLK WP HR S P ERA WHIP	IP WLS BF H R ER SO BB IBB HBP BLK WP HR S P ERA WHIP	IP WLS BF H R ER SO BB IBB HBP BLK WP HR S P ERA WHIP	IP WLS BF H R ER SO BB IBB HBP BLK WP HR S P ERA WHIP	IP WLS BF H R ER SO BB IBB HBP BLK WP HR S P ERA WHIP	IP WLS BF H R ER SO BB IBB HBP BLK WP HR S P ERA WHIP	IP WLS BF H R ER SO BB IBB HBP BLK WP HR S P ERA WHIP	IP WLS BF H R ER SO BB IBB HBP BLK WP HR S P ERA WHIP	IP WLS BF H R ER SO BB IBB HBP BLK WP HR S P ERA WHIP	IP WLS BF H R ER SO BB IBB HBP BLK WP HR S P ERA WHIP	IP WLS BF H R ER SO BB IBB HBP BLK WP HR S P ERA WHIP	IP WLS BF H R ER SO BB IBB HBP BLK WP HR S P ERA WHIP	IP WLS BF H R ER SO BB IBB HBP BLK WP HR S P ERA WHIP	IP WLS BF H R ER SO BB IBB HBP BLK WP HR S P ERA WHIP	IP WLS BF H R ER SO BB IBB HBP BLK WP HR S P ERA WHIP

Washington Nationals @ Atlanta Braves  
Turner Field, Atlanta, GA  
Sun May 27 2012, 8:07 PM - 11:16 PM EDT  
Att: 38,543 - Clear - 85 F

AB 28  
R 2  
H 3  
RBI 2  
BB 3  
SO 13  
LOB 8









Batter	1	2	3	4	5	6	7	8	9	AB	R	H	RBI	BB	SO	LOB	TOP							
1 Steve Lombardozzi, S OBP: 0.376, SLG: 0.584 (8, 7)	G4-3		G4-3			G4-3		11 FC5 BB		3	0	0	0	1	0	1	Washington Nationals @ Miami Marlins Marlins Park, Miami, FL Tue May 29 2012, 7:11 PM - 9:57 PM EDT Att: 25,969 - Roof Closed - 75 F							
34 Bryce Harper, L OBP: 0.388, SLG: 0.523 (1, 9) (7, 8)	K			G6-3		3B		K		4	0	1	0	0	2	3								
11 Ryan Zimmerman, R OBP: 0.331, SLG: 0.355 (1, 5)	F9			G1		G6-3		FC5		4	0	0	0	0	0	4								
25 Adam LaRoche, L OBP: 0.378, SLG: 0.515 (1, 3)		K		G4-3				K		4	0	0	0	0	3	0								
20 Ian Desmond, R OBP: 0.293, SLG: 0.455 (1, 6)		G6-3						K		4	1	2	0	0	1	0								
24 Rick Ankiel, L OBP: 0.284, SLG: 0.400 (1, 8)																								
35 Craig Stammen, R (7, 1)																								
17 Sean Burnett, L (8, 1)																								
23 Jhonatan Solano, R (PH) OBP: 1.000, SLG: 2.000 (8, PH)																								
10 Corey Brown, L (1, 7)																								
21 Xavier Nady, R OBP: 0.193, SLG: 0.277 (8, PH) (8, 9)																								
49 Carlos Maldonado, R (1, 2)																								
33 Edwin Jackson, R OBP: 0.190, SLG: 0.190 (1, 1)																								
2 Roger Bernadina, L OBP: 0.313, SLG: 0.365 (7, 9)																								
8 Danny Espinosa, S OBP: 0.306, SLG: 0.349 (8, 4)																								
<b>Inning Stats</b>	R: 0 E: 0 K: 1 S: 9	H: 0 LOB: 0 BB: 0 P: 12	R: 0 E: 0 K: 1 S: 13	H: 0 LOB: 0 BB: 0 P: 18	R: 0 E: 0 K: 1 S: 14	H: 0 LOB: 1 BB: 1 P: 22	R: 0 E: 0 K: 0 S: 8	H: 0 LOB: 0 BB: 0 P: 13	R: 1 E: 0 K: 1 S: 9	H: 1 LOB: 0 BB: 0 P: 16	R: 0 E: 0 K: 0 S: 7	H: 1 LOB: 1 BB: 0 P: 11	R: 0 E: 0 K: 1 S: 7	H: 1 LOB: 0 BB: 0 P: 9	R: 0 E: 0 K: 1 S: 10	H: 1 LOB: 3 BB: 2 P: 20	R: 0 E: 0 K: 2 S: 11	H: 1 LOB: 1 BB: 0 P: 13	1B: 3 2B: 1 3B: 1 HR: 0	SF: 0 SAC: 2 DP: 1 HBP: 0	WP: 0 PB: 0 SB: 1 CS: 0	PA: 34		
<b>PITCHER</b>	IP WLS BF H R ER SO BB IBB HBP BLK WP HR S P ERA WHIP	7.0 W 24 3 1 0 5 1 0 0 0 0 0 67 101 0.00 0.571	0.1 H 2 1 0 0 0 0 0 0 0 0 0 3 3 0.00 3.000	0.2 H 4 0 0 0 1 2 0 0 0 0 0 7 17 0.00 3.000	1.0 S 4 1 0 0 2 0 0 0 0 0 0 11 13 0.00 1.000																			

Batter	1	2	3	4	5	6	7	8	9	AB	R	H	RBI	BB	SO	LOB	BOTTOM						
7 José Reyes, S OBP: 0.342, SLG: 0.338 (1, 6)	F7		F9			G6-3				4	0	1	0	0	0	0	Washington Nationals @ Miami Marlins Marlins Park, Miami, FL Tue May 29 2012, 7:11 PM - 9:57 PM EDT Att: 25,969 - Roof Closed - 75 F						
12 Omar Infante, R OBP: 0.348, SLG: 0.531 (1, 4)	F7		F8			2B		G1-3		4	1	1	0	0	0	1							
2 Hanley Ramirez, R OBP: 0.336, SLG: 0.459 (1, 5)						L8				3	1	2	1	1	0	1							
27 Giancarlo Stanton, R OBP: 0.369, SLG: 0.579 (1, 9)						F8				3	0	2	1	1	0	1							
5 Logan Morrison, L OBP: 0.335, SLG: 0.350 (1, 3)	L4					F8				3	0	0	0	1	0	4							
11 Bryan Petersen, L OBP: 0.261, SLG: 0.256 (1, 8)						F7				4	0	0	0	0	1	4							
14 John Buck, R OBP: 0.294, SLG: 0.294 (1, 2)						G3-1				3	0	0	0	1	1	0							
8 Chris Coghlan, L OBP: 0.188, SLG: 0.203 (1, 7)						G4-3				4	1	1	0	0	1	2							
19 Anibal Sánchez, R OBP: 0.105, SLG: 0.211 (1, 1)										2	0	0	0	0	2	0							
29 Greg Dobbs, L OBP: 0.333, SLG: 0.358 (7, PH)										0	0	0	1	0	0	0							
36 Randy Choate, L (8, 1)										0	0	0	0	0	0	0							
31 Steve Cishek, R (8, 1)										0	0	0	0	0	0	0							
21 Heath Bell, R (9, 1)										0	0	0	0	0	0	0							
<b>Inning Stats</b>	R: 0 E: 0 K: 0 S: 6	H: 1 LOB: 2 BB: 1 P: 13	R: 0 E: 0 K: 0 S: 9	H: 0 LOB: 0 BB: 0 P: 14	R: 0 E: 0 K: 1 S: 6	H: 0 LOB: 0 BB: 0 P: 10	R: 0 E: 0 K: 0 S: 10	H: 0 LOB: 1 BB: 1 P: 18	R: 0 E: 0 K: 0 S: 7	H: 0 LOB: 0 BB: 0 P: 8	R: 1 E: 1 K: 0 S: 9	H: 2 LOB: 2 BB: 1 P: 18	R: 1 E: 1 K: 1 S: 10	H: 2 LOB: 1 BB: 0 P: 16	R: 1 E: 0 K: 2 S: 12	H: 2 LOB: 2 BB: 1 P: 22	R: 1 E: 0 K: 2 S: 11	H: 2 LOB: 1 BB: 0 P: 13	1B: 3 2B: 3 3B: 0 HR: 1	SF: 1 SAC: 0 DP: 0 HBP: 0	WP: 0 PB: 0 SB: 2 CS: 0	PA: 35	
<b>PITCHER</b>	IP WLS BF H R ER SO BB IBB HBP BLK WP HR S P ERA WHIP	6.2 L 28 5 2 1 3 3 0 0 0 0 0 55 94 1.35 1.200	0.1 3 2 1 1 0 0 0 0 0 0 0 1 5 7 27.00 6.000	1.0 4 0 0 0 2 0 1 0 0 0 0 0 9 18 0.00 0.000																			





Batter	1	2	3	4	5	6	7	8	9	AB	R	H	RBI	BB	SO	LOB	TOP					
1 Steve Lombardozzi, S OBP: 0.381, SLG: 0.588										4	0	2	0	0	0	0	Washington Nationals @ Miami Marlins Marlins Park, Miami, FL Wed May 30 2012, 7:11 PM - 10:15 PM EDT Att: 24,224 - Roof Closed - 76 F					
34 Bryce Harper, L OBP: 0.357, SLG: 0.504										4	0	0	0	0	0	2						
11 Ryan Zimmerman, R (1,5) OBP: 0.329, SLG: 0.352										4	0	1	0	0	1	1						
25 Adam LaRoche, L (1,3) OBP: 0.381, SLG: 0.527										4	1	2	0	0	1	2						
20 Ian Desmond, R (1,6) OBP: 0.292, SLG: 0.449										3	0	0	0	1	1	4						
8 Danny Espinosa, S (1,4) OBP: 0.310, SLG: 0.364										4	2	2	1	0	2	2						
2 Roger Bernadina, L (1,9) OBP: 0.320, SLG: 0.379										2	0	1	2	1	0	0						
23 Jhonatan Solano, R (1,2) OBP: 0.250, SLG: 0.500										3	0	0	0	0	1	0						
24 Rick Ankiel, L (9,PH) OBP: 0.211, SLG: 0.337										1	0	0	0	0	1	2						
40 Chien-Ming Wang, R (1,1) 48 Ross Detwiler, R (5,1) 10 Corey Brown, L (7,PH) 45 Ryan Perry, R (7,1) 32 Tom Gorzelanny, R (7,1) OBP: 0.500, SLG: 0.500										2	0	0	0	0	0	0						
<b>Inning Stats</b>	R: 0 E: 0 K: 2 S: 16	H: 2 LOB: 2 BB: 0 P: 20	R: 1 E: 0 K: 1 S: 7	H: 1 LOB: 0 BB: 0 P: 13	R: 0 E: 0 K: 1 S: 8	H: 1 LOB: 0 BB: 0 P: 13	R: 2 E: 0 K: 0 S: 11	H: 3 LOB: 0 BB: 0 P: 20	R: 0 E: 0 K: 0 S: 13	H: 0 LOB: 0 BB: 0 P: 19	R: 0 E: 0 K: 1 S: 7	H: 0 LOB: 0 BB: 0 P: 12	R: 0 E: 0 K: 1 S: 7	H: 0 LOB: 0 BB: 0 P: 9	R: 0 E: 0 K: 0 S: 10	H: 0 LOB: 0 BB: 0 P: 15	R: 0 E: 0 K: 2 S: 15	H: 1 LOB: 2 BB: 1 P: 23	1B: 4 2B: 3 3B: 1 HR: 0	SF: 1 SAC: 0 DP: 0 HBP: 0	WP: 0 PB: 0 SB: 0 CS: 1	PA: 36
<b>PITCHER</b>	IP WLS BF H R ER SO BB IBB HBP BLK WP HR S P ERA WHIP	6.0 W 24 7 3 3 5 1 0 0 0 0 0 62 97 4.50 1.333	2.0 H 6 0 0 0 1 0 0 0 0 0 0 17 24 0.00 0.000	1.0 S 5 1 0 0 2 1 0 0 0 0 0 15 23 0.00 2.000											IP WLS BF H R ER SO BB IBB HBP BLK WP HR S P ERA WHIP							

Batter	1	2	3	4	5	6	7	8	9	AB	R	H	RBI	BB	SO	LOB	BOTTOM			
7 José Reyes, S (1,6) OBP: 0.344, SLG: 0.340										5	0	2	0	0	0	4	Washington Nationals @ Miami Marlins Marlins Park, Miami, FL Wed May 30 2012, 7:11 PM - 10:15 PM EDT Att: 24,224 - Roof Closed - 76 F			
12 Omar Infante, R (1,4) OBP: 0.347, SLG: 0.530										4	1	1	0	0	2	3				
2 Hanley Ramirez, R (1,5) OBP: 0.344, SLG: 0.470										4	1	3	0	0	0	1				
27 Giancarlo Stanton, R (1,9) OBP: 0.376, SLG: 0.597										3	1	2	2	0	1	1				
5 Logan Morrison, L (1,3) OBP: 0.333, SLG: 0.343										3	1	0	0	1	1	3				
11 Bryan Petersen, L (1,8) OBP: 0.300, SLG: 0.267										2	1	1	0	2	1	0				
14 John Buck, R (1,2) OBP: 0.299, SLG: 0.295										3	0	1	1	1	1	2				
8 Chris Coghlan, L (1,7) OBP: 0.178, SLG: 0.194										3	0	0	1	0	1	5				
55 Josh Johnson, L (1,1) OBP: 0.071, SLG: 0.071 22 Donnie Murphy, R (6,PH) 34 Edward Mujica, R (7,1) 17 Donovan Solano, R (8,PH) 21 Heath Bell, R (9,1) OBP: 0.556, SLG: 0.500										1	0	1	1	0	0	0				
<b>Inning Stats</b>	R: 1 E: 0 K: 0 S: 11	H: 2 LOB: 1 BB: 0 P: 14	R: 0 E: 0 K: 1 S: 7	H: 1 LOB: 2 BB: 1 P: 14	R: 0 E: 0 K: 2 S: 11	H: 1 LOB: 0 BB: 0 P: 17	R: 2 E: 0 K: 1 S: 14	H: 2 LOB: 2 BB: 2 P: 27	R: 1 E: 0 K: 0 S: 11	H: 2 LOB: 2 BB: 1 P: 22	R: 0 E: 0 K: 0 S: 7	H: 1 LOB: 0 BB: 0 P: 9	R: 1 E: 0 K: 1 S: 10	H: 2 LOB: 0 BB: 0 P: 17	R: 0 E: 0 K: 1 S: 8	H: 0 LOB: 1 BB: 1 P: 16		1B: 8 2B: 3 3B: 0 HR: 1	SF: 1 SAC: 1 DP: 2 HBP: 1	WP: 0 PB: 0 SB: 0 CS: 2
<b>PITCHER</b>	IP WLS BF H R ER SO BB IBB HBP BLK WP HR S P ERA WHIP	4.0 L 22 7 2 0 0 1 1 0 0 0 0 14 24 9.00 2.500	2.0 7 2 0 0 1 1 0 0 0 0 0 1 6 11 27.00 6.000	1.2 6 0 0 0 2 1 0 0 0 0 0 12 22 0.00 0.600											IP WLS BF H R ER SO BB IBB HBP BLK WP HR S P ERA WHIP					

AB	32
R	3
H	8
RBI	3
BB	2
SO	8
LOB	13



AB	29
R	5
H	11
RBI	5
BB	5
SO	7
LOB	19

















Batter	1	2	3	4	5	6	7	8	9	AB	R	H	RBI	BB	SO	LOB	TOP		
9 Kirk Nieuwenhuis, L (1.7) OBP: 0.358, SLG: 0.399 12 Scott Hairston, R (8. PH) OBP: 0.336, SLG: 0.620										3	0	1	1	0	1	0	<b>New York Mets @ Washington Nationals</b> Nationals Park, Washington, DC Wed Jun 06 2012, 7:08 PM - 9:53 PM EDT Att: 27,335 - Cloudy - 70 F		
56 Andres Torres, S (1.8) OBP: 0.333, SLG: 0.324										4	0	0	0	0	1	1			
5 David Wright, R (1.5) OBP: 0.461, SLG: 0.578											4	1	1	0	0	0			
21 Lucas Duda, L (1.9) OBP: 0.344, SLG: 0.428											2	0	0	1	2	0			
28 Daniel Murphy, L (1.4) OBP: 0.338, SLG: 0.365											4	0	0	0	0	1		2	
29 Ike Davis, L (1.3) OBP: 0.237, SLG: 0.282											2	1	1	0	2	0		1	
30 Josh Thole, L (1.2) OBP: 0.351, SLG: 0.356											4	0	0	0	0	1		4	
6 Omar Quintanilla, L (1.6) OBP: 0.393, SLG: 0.391											2	1	0	1	1	0		0	
53 Jeremy Hefner, R (1.1) OBP: 0.533, SLG: 1.333 1 Jordany Valdespin, L (7. PH) OBP: 0.172, SLG: 0.353 40 Tim Byrdak, L (7.1) 47 Miguel Batista, R (7.1)											1	0	0	0	0	1		0	
											1	0	0	0	0	1		0	
											0	0	0	0	0	0	0		
											0	0	0	0	0	0	0		
<b>Inning Stats</b>	R: 0 H: 0 E: 0 K: 2 S: 7	H: 0 LOB: 0 BB: 0 P: 11	R: 0 H: 0 E: 0 K: 1 S: 6	H: 0 LOB: 1 BB: 1 P: 14	R: 1 H: 1 E: 0 K: 0 S: 8	H: 1 LOB: 0 BB: 1 P: 13	R: 1 H: 1 E: 1 K: 0 S: 15	H: 1 LOB: 1 BB: 1 P: 24	R: 0 H: 0 E: 0 K: 1 S: 9	H: 0 LOB: 1 BB: 0 P: 16	R: 1 H: 1 E: 0 K: 1 S: 9	H: 1 LOB: 0 BB: 0 P: 14	R: 0 H: 0 E: 0 K: 1 S: 6	H: 0 LOB: 1 BB: 1 P: 15	1B: 2 2B: 1 3B: 0 HR: 0	SF: 0 SAC: 1 DP: 1 HBP: 0	WP: 0 PB: 0 SB: 0 CS: 0	PA: 34	
<b>PITCHER</b>	IP: 7.0 WLS: W BF: 27 ERA: 3.11	IP: 1.0 WLS: H BF: 3 ERA: 1.0	IP: 1.0 WLS: S BF: 4 ERA: 2.55	IP: 1.0 WLS: S BF: 4 ERA: 2.55	IP: 1.0 WLS: S BF: 4 ERA: 2.55	IP: 1.0 WLS: S BF: 4 ERA: 2.55	IP: 1.0 WLS: S BF: 4 ERA: 2.55	IP: 1.0 WLS: S BF: 4 ERA: 2.55	IP: 1.0 WLS: S BF: 4 ERA: 2.55	IP: 1.0 WLS: S BF: 4 ERA: 2.55	IP: 1.0 WLS: S BF: 4 ERA: 2.55	IP: 1.0 WLS: S BF: 4 ERA: 2.55	IP: 1.0 WLS: S BF: 4 ERA: 2.55	IP: 1.0 WLS: S BF: 4 ERA: 2.55	IP: 1.0 WLS: S BF: 4 ERA: 2.55	IP: 1.0 WLS: S BF: 4 ERA: 2.55	IP: 1.0 WLS: S BF: 4 ERA: 2.55	IP: 1.0 WLS: S BF: 4 ERA: 2.55	IP: 1.0 WLS: S BF: 4 ERA: 2.55

Batter	1	2	3	4	5	6	7	8	9	AB	R	H	RBI	BB	SO	LOB	BOTTOM			
1 Steve Lombardozzi, S (1.7) OBP: 0.369, SLG: 0.385 36 Tyler Clippard, R (9.1)										4	1	1	0	1	1	2	<b>New York Mets @ Washington Nationals</b> Nationals Park, Washington, DC Wed Jun 06 2012, 7:08 PM - 9:53 PM EDT Att: 27,335 - Cloudy - 70 F			
34 Bryce Harper, L (1.8) OBP: 0.369, SLG: 0.515										5	1	1	0	0	0	3				
11 Ryan Zimmerman, R (1.5) OBP: 0.318, SLG: 0.333											3	2	1	0	1	2				
25 Adam LaRoche, L (1.3) OBP: 0.363, SLG: 0.508											3	1	2	4	0	0				
38 Michael Morse, R (1.9) OBP: 0.333, SLG: 0.375											4	0	0	0	0	1		5		
20 Ian Desmond, R (1.6) OBP: 0.284, SLG: 0.433											4	0	0	0	0	1		5		
8 Danny Espinosa, S (1.4) OBP: 0.306, SLG: 0.360											4	0	1	0	0	1		1		
26 Jesus Flores, R (1.2) OBP: 0.320, SLG: 0.376											4	0	1	0	0	0		1		
33 Edwin Jackson, R (1.1) OBP: 0.167, SLG: 0.167 17 Sean Burnett, L (8.1)											3	0	0	0	0	1		1		
2 Roger Bernadina, L (6. PH) OBP: 0.333, SLG: 0.386											0	0	0	0	0	0		0		
											0	0	0	0	1	0	0			
<b>Inning Stats</b>	R: 3 H: 2 E: 1 K: 0 S: 15	H: 2 LOB: 1 BB: 1 P: 25	R: 0 H: 1 E: 0 K: 1 S: 7	H: 1 LOB: 0 BB: 0 P: 10	R: 0 H: 0 E: 1 K: 0 S: 8	H: 0 LOB: 0 BB: 0 P: 12	R: 0 H: 1 E: 0 K: 1 S: 14	H: 1 LOB: 1 BB: 0 P: 21	R: 1 H: 3 E: 0 K: 0 S: 16	H: 0 LOB: 2 BB: 0 P: 19	R: 0 H: 0 E: 0 K: 1 S: 10	H: 0 LOB: 0 BB: 0 P: 12	R: 1 H: 1 E: 0 K: 0 S: 17	H: 1 LOB: 2 BB: 2 P: 30	R: 0 H: 1 E: 0 K: 1 S: 10	H: 1 LOB: 2 BB: 1 P: 15	1B: 8 2B: 0 3B: 0 HR: 1	SF: 1 SAC: 0 DP: 1 HBP: 0	WP: 0 PB: 0 SB: 1 CS: 0	PA: 38
<b>PITCHER</b>	IP: 6.0 WLS: L BF: 27 ERA: 5.32	IP: 0.2 WLS: 4 BF: 1 ERA: 3.54	IP: 1.1 WLS: 7 BF: 1 ERA: 3.52	IP: 1.1 WLS: 7 BF: 1 ERA: 3.52	IP: 1.1 WLS: 7 BF: 1 ERA: 3.52	IP: 1.1 WLS: 7 BF: 1 ERA: 3.52	IP: 1.1 WLS: 7 BF: 1 ERA: 3.52	IP: 1.1 WLS: 7 BF: 1 ERA: 3.52	IP: 1.1 WLS: 7 BF: 1 ERA: 3.52	IP: 1.1 WLS: 7 BF: 1 ERA: 3.52	IP: 1.1 WLS: 7 BF: 1 ERA: 3.52	IP: 1.1 WLS: 7 BF: 1 ERA: 3.52	IP: 1.1 WLS: 7 BF: 1 ERA: 3.52	IP: 1.1 WLS: 7 BF: 1 ERA: 3.52	IP: 1.1 WLS: 7 BF: 1 ERA: 3.52	IP: 1.1 WLS: 7 BF: 1 ERA: 3.52	IP: 1.1 WLS: 7 BF: 1 ERA: 3.52	IP: 1.1 WLS: 7 BF: 1 ERA: 3.52	IP: 1.1 WLS: 7 BF: 1 ERA: 3.52	IP: 1.1 WLS: 7 BF: 1 ERA: 3.52





Batter	1	2	3	4	5	6	7	8	9	AB	R	H	RBI	BB	SO	LOB	TOP									
9 Kirk Nieuwenhuis, L OBP: 0.354, SLG: 0.394	G1-3		F8			G1-3		K		5	1	1	0	0	1	1	<b>New York Mets @ Washington Nationals</b> Nationals Park, Washington, DC Thu Jun 07 2012, 1:06 PM - 3:52 PM EDT Att: 32,096 - Cloudy - 78 F									
30 Josh Thole, L OBP: 0.345, SLG: 0.349	G5-3		G1-2-3 21 BB 28 5 1B			K		G4-3		5	0	1	0	0	1	2										
5 David Wright, R OBP: 0.464, SLG: 0.587	G1-3		G1-2-3 21 BB			F8		G5-3 21 28 1B		4	1	2	0	1	0	1										
21 Lucas Duda, L OBP: 0.350, SLG: 0.450		HBP				G5-3		G3		4	1	2	2	1	0	2										
48 Frank Francisco, R		2B				HR		G3		0	0	0	0	0	0	0										
28 Daniel Murphy, L OBP: 0.339, SLG: 0.366	F8		G1-2-3					G4-3		5	0	2	1	0	0	5										
12 Scott Hairston, R OBP: 0.333, SLG: 0.602	F9							G4-3		3	0	0	0	1	1	2										
29 Ike Davis, L OBP: 0.237, SLG: 0.278								K		3	0	0	0	1	1	3										
6 Omar Quintanilla, L OBP: 0.438, SLG: 0.423								K		3	0	2	0	0	0	0										
43 R.A. Dickey, R OBP: 0.148, SLG: 0.115								G3		3	0	0	0	0	1	4										
39 Bobby Parnell, R								K		0	0	0	0	0	0	0										
56 Andres Torres, S OBP: 0.333, SLG: 0.324								K		0	0	0	0	0	0	0										
<b>Inning Stats</b>	R: 0 E: 0 K: 0 S: 7	H: 0 LOB: 0 BB: 0 P: 9	R: 0 E: 0 K: 0 S: 10	H: 1 LOB: 3 BB: 1 P: 18	R: 0 E: 0 K: 0 S: 8	H: 2 LOB: 2 BB: 1 P: 16	R: 0 E: 0 K: 0 S: 7	H: 1 LOB: 1 BB: 0 P: 8	R: 2 E: 0 K: 1 S: 16	H: 3 LOB: 2 BB: 1 P: 29	R: 0 E: 0 K: 0 S: 7	H: 1 LOB: 1 BB: 1 P: 11	R: 1 E: 0 K: 2 S: 10	H: 1 LOB: 1 BB: 1 P: 17	R: 0 E: 0 K: 2 S: 12	H: 0 LOB: 0 BB: 0 P: 18	R: 0 E: 0 K: 0 S: 8	H: 1 LOB: 1 BB: 0 P: 15	1B: 7 2B: 1 3B: 1 HR: 1	SF: 0 SAC: 1 DP: 1 HBP: 1	WP: 0 PB: 0 SB: 3 CS: 0	PA: 41				
<b>PITCHER</b>	IP WLS BF H R ER SO BB IBB HBP BLK WP HR S P ERA WHIP	IP WLS BF H R ER SO BB IBB HBP BLK WP HR S P ERA WHIP	IP WLS BF H R ER SO BB IBB HBP BLK WP HR S P ERA WHIP	IP WLS BF H R ER SO BB IBB HBP BLK WP HR S P ERA WHIP	IP WLS BF H R ER SO BB IBB HBP BLK WP HR S P ERA WHIP	IP WLS BF H R ER SO BB IBB HBP BLK WP HR S P ERA WHIP	IP WLS BF H R ER SO BB IBB HBP BLK WP HR S P ERA WHIP	IP WLS BF H R ER SO BB IBB HBP BLK WP HR S P ERA WHIP	IP WLS BF H R ER SO BB IBB HBP BLK WP HR S P ERA WHIP	IP WLS BF H R ER SO BB IBB HBP BLK WP HR S P ERA WHIP	IP WLS BF H R ER SO BB IBB HBP BLK WP HR S P ERA WHIP	IP WLS BF H R ER SO BB IBB HBP BLK WP HR S P ERA WHIP	IP WLS BF H R ER SO BB IBB HBP BLK WP HR S P ERA WHIP	IP WLS BF H R ER SO BB IBB HBP BLK WP HR S P ERA WHIP	IP WLS BF H R ER SO BB IBB HBP BLK WP HR S P ERA WHIP	IP WLS BF H R ER SO BB IBB HBP BLK WP HR S P ERA WHIP	IP WLS BF H R ER SO BB IBB HBP BLK WP HR S P ERA WHIP	IP WLS BF H R ER SO BB IBB HBP BLK WP HR S P ERA WHIP	IP WLS BF H R ER SO BB IBB HBP BLK WP HR S P ERA WHIP	IP WLS BF H R ER SO BB IBB HBP BLK WP HR S P ERA WHIP	IP WLS BF H R ER SO BB IBB HBP BLK WP HR S P ERA WHIP	IP WLS BF H R ER SO BB IBB HBP BLK WP HR S P ERA WHIP	IP WLS BF H R ER SO BB IBB HBP BLK WP HR S P ERA WHIP	IP WLS BF H R ER SO BB IBB HBP BLK WP HR S P ERA WHIP	IP WLS BF H R ER SO BB IBB HBP BLK WP HR S P ERA WHIP	IP WLS BF H R ER SO BB IBB HBP BLK WP HR S P ERA WHIP

AB	35
R	3
H	10
RBI	3
BB	4
SO	5
LOB	20



Batter	1	2	3	4	5	6	7	8	9	AB	R	H	RBI	BB	SO	LOB	BOTTOM									
1 Steve Lombardozzi, S OBP: 0.358, SLG: 0.372	G1-3		L8			K		G1-3		4	0	0	0	0	1	3	<b>New York Mets @ Washington Nationals</b> Nationals Park, Washington, DC Thu Jun 07 2012, 1:06 PM - 3:52 PM EDT Att: 32,096 - Cloudy - 78 F									
34 Bryce Harper, L OBP: 0.359, SLG: 0.500	K				G3		K	G6-3		4	0	0	0	0	2	3										
11 Ryan Zimmerman, R OBP: 0.322, SLG: 0.356	K				G5-3			HR		4	1	2	1	0	1	0										
25 Adam LaRoche, L OBP: 0.361, SLG: 0.500		G3			K			G6-3		3	0	0	0	1	1	0										
38 Michael Morse, R OBP: 0.318, SLG: 0.350		G3						L8		4	0	1	0	0	0	2										
20 Ian Desmond, R OBP: 0.283, SLG: 0.430					K			G4-3		4	0	1	0	0	1	3										
8 Danny Espinosa, S OBP: 0.306, SLG: 0.356					G1-6-3			G6-3		2	0	0	0	0	1	2										
32 Tom Gorzelanny, R OBP: 0.500, SLG: 0.500					K			G6-3		0	0	0	0	0	0	0										
21 Xavier Nady, R OBP: 0.207, SLG: 0.291								G6-3		1	0	0	0	0	0	0										
51 Michael Gonzalez, R								G6-3		0	0	0	0	0	0	0										
23 Jhonatan Solano, R OBP: 0.286, SLG: 0.429			G4-3			G1-3		G1-3 1 24 BB		3	0	1	0	0	0	0										
40 Chien-Ming Wang, R OBP: 0.284, SLG: 0.385								G1-3		1	0	0	0	0	1	0										
24 Rick Ankiel, L								G1-3		0	0	0	0	2	0	0										
<b>Inning Stats</b>	R: 0 E: 0 K: 2 S: 12	H: 0 LOB: 0 BB: 0 P: 17	R: 0 E: 0 K: 1 S: 9	H: 1 LOB: 1 BB: 0 P: 16	R: 0 E: 0 K: 1 S: 7	H: 0 LOB: 0 BB: 0 P: 7	R: 0 E: 0 K: 1 S: 5	H: 0 LOB: 0 BB: 0 P: 10	R: 0 E: 0 K: 2 S: 11	H: 0 LOB: 1 BB: 1 P: 15	R: 0 E: 0 K: 0 S: 15	H: 1 LOB: 1 BB: 1 P: 21	R: 0 E: 0 K: 0 S: 9	H: 1 LOB: 2 BB: 1 P: 14	R: 0 E: 0 K: 0 S: 8	H: 1 LOB: 0 BB: 0 P: 14	R: 1 E: 0 K: 0 S: 8	H: 1 LOB: 0 BB: 0 P: 14	1B: 4 2B: 0 3B: 0 HR: 1	SF: 0 SAC: 0 DP: 2 HBP: 0	WP: 0 PB: 2 SB: 0 CS: 0	PA: 33				
<b>PITCHER</b>	IP WLS BF H R ER SO BB IBB HBP BLK WP HR S P ERA WHIP	IP WLS BF H R ER SO BB IBB HBP BLK WP HR S P ERA WHIP	IP WLS BF H R ER SO BB IBB HBP BLK WP HR S P ERA WHIP	IP WLS BF H R ER SO BB IBB HBP BLK WP HR S P ERA WHIP	IP WLS BF H R ER SO BB IBB HBP BLK WP HR S P ERA WHIP	IP WLS BF H R ER SO BB IBB HBP BLK WP HR S P ERA WHIP	IP WLS BF H R ER SO BB IBB HBP BLK WP HR S P ERA WHIP	IP WLS BF H R ER SO BB IBB HBP BLK WP HR S P ERA WHIP	IP WLS BF H R ER SO BB IBB HBP BLK WP HR S P ERA WHIP	IP WLS BF H R ER SO BB IBB HBP BLK WP HR S P ERA WHIP	IP WLS BF H R ER SO BB IBB HBP BLK WP HR S P ERA WHIP	IP WLS BF H R ER SO BB IBB HBP BLK WP HR S P ERA WHIP	IP WLS BF H R ER SO BB IBB HBP BLK WP HR S P ERA WHIP	IP WLS BF H R ER SO BB IBB HBP BLK WP HR S P ERA WHIP	IP WLS BF H R ER SO BB IBB HBP BLK WP HR S P ERA WHIP	IP WLS BF H R ER SO BB IBB HBP BLK WP HR S P ERA WHIP	IP WLS BF H R ER SO BB IBB HBP BLK WP HR S P ERA WHIP	IP WLS BF H R ER SO BB IBB HBP BLK WP HR S P ERA WHIP	IP WLS BF H R ER SO BB IBB HBP BLK WP HR S P ERA WHIP	IP WLS BF H R ER SO BB IBB HBP BLK WP HR S P ERA WHIP	IP WLS BF H R ER SO BB IBB HBP BLK WP HR S P ERA WHIP	IP WLS BF H R ER SO BB IBB HBP BLK WP HR S P ERA WHIP	IP WLS BF H R ER SO BB IBB HBP BLK WP HR S P ERA WHIP	IP WLS BF H R ER SO BB IBB HBP BLK WP HR S P ERA WHIP	IP WLS BF H R ER SO BB IBB HBP BLK WP HR S P ERA WHIP	IP WLS BF H R ER SO BB IBB HBP BLK WP HR S P ERA WHIP





Batter	1	2	3	4	5	6	7	8	9	AB	R	H	RBI	BB	SO	LOB	TOP								
8 Danny Espinosa, S (1,4) OBP: 0.312, SLG: 0.369										4	2	2	1	1	1	2									
34 Bryce Harner, L (1,8) OBP: 0.387, SLG: 0.532										5	2	3	3	0	1	1									
11 Ryan Zimmerman, R (1,5) OBP: 0.324, SLG: 0.363										5	1	2	1	0	1	1									
38 Michael Morse, R (1,10) OBP: 0.296, SLG: 0.292										4	0	0	0	1	2	2									
25 Adam LaRoche, L (1,3) OBP: 0.354, SLG: 0.489										4	0	0	0	0	1	4									
20 Ian Desmond, R (1,6) OBP: 0.287, SLG: 0.436										4	0	2	2	0	1	1									
21 Xavier Nady, R (1,9) OBP: 0.208, SLG: 0.289										4	0	1	0	0	1	3									
57 Tyler Moore, R (1,7) OBP: 0.217, SLG: 0.261										4	2	2	0	0	1	2									
26 Jesus Flores, R (1,2) OBP: 0.308, SLG: 0.361										4	0	0	0	0	1	3									
<b>Inning Stats</b>	R: 0 E: 0 K: 2 S: 11	H: 1 LOB: 1 BB: 0 P: 15	R: 0 E: 0 K: 2 S: 11	H: 1 LOB: 1 BB: 0 P: 13	R: 3 E: 0 K: 1 S: 16	H: 3 LOB: 2 BB: 0 P: 30	R: 3 E: 0 K: 1 S: 16	H: 3 LOB: 0 BB: 0 P: 24	R: 0 E: 0 K: 1 S: 13	H: 0 LOB: 0 BB: 0 P: 19	R: 1 E: 0 K: 2 S: 12	H: 2 LOB: 1 BB: 0 P: 17	R: 0 E: 0 K: 1 S: 10	H: 1 LOB: 1 BB: 0 P: 15	R: 0 E: 0 K: 0 S: 7	H: 1 LOB: 1 BB: 0 P: 9	R: 0 E: 0 K: 0 S: 9	H: 0 LOB: 0 BB: 0 P: 13	1B: 5 2B: 6 3B: 0 HR: 1	SF: 0 SAC: 0 DP: 0 HBP: 0	WP: 2 PB: 0 CS: 2	PA: 40			
<b>PITCHER</b>	IP WLS BF H R ER SO BB IBB HBP BLK WP HR S P ERA WHIP	IP WLS BF H R ER SO BB IBB HBP BLK WP HR S P ERA WHIP	IP WLS BF H R ER SO BB IBB HBP BLK WP HR S P ERA WHIP	IP WLS BF H R ER SO BB IBB HBP BLK WP HR S P ERA WHIP	IP WLS BF H R ER SO BB IBB HBP BLK WP HR S P ERA WHIP	IP WLS BF H R ER SO BB IBB HBP BLK WP HR S P ERA WHIP	IP WLS BF H R ER SO BB IBB HBP BLK WP HR S P ERA WHIP	IP WLS BF H R ER SO BB IBB HBP BLK WP HR S P ERA WHIP	IP WLS BF H R ER SO BB IBB HBP BLK WP HR S P ERA WHIP	IP WLS BF H R ER SO BB IBB HBP BLK WP HR S P ERA WHIP	IP WLS BF H R ER SO BB IBB HBP BLK WP HR S P ERA WHIP	IP WLS BF H R ER SO BB IBB HBP BLK WP HR S P ERA WHIP	IP WLS BF H R ER SO BB IBB HBP BLK WP HR S P ERA WHIP	IP WLS BF H R ER SO BB IBB HBP BLK WP HR S P ERA WHIP	IP WLS BF H R ER SO BB IBB HBP BLK WP HR S P ERA WHIP	IP WLS BF H R ER SO BB IBB HBP BLK WP HR S P ERA WHIP	IP WLS BF H R ER SO BB IBB HBP BLK WP HR S P ERA WHIP	IP WLS BF H R ER SO BB IBB HBP BLK WP HR S P ERA WHIP	IP WLS BF H R ER SO BB IBB HBP BLK WP HR S P ERA WHIP	IP WLS BF H R ER SO BB IBB HBP BLK WP HR S P ERA WHIP	IP WLS BF H R ER SO BB IBB HBP BLK WP HR S P ERA WHIP	IP WLS BF H R ER SO BB IBB HBP BLK WP HR S P ERA WHIP	IP WLS BF H R ER SO BB IBB HBP BLK WP HR S P ERA WHIP	IP WLS BF H R ER SO BB IBB HBP BLK WP HR S P ERA WHIP	
61 Felix Doubront, L (1,1) ERA: 4.34	66 Daniel Nava, S (1,7) OBP: 0.443, SLG: 0.511	15 Dustin Pedroia, R (1,4) OBP: 0.335, SLG: 0.421	28 Adrián González, L (1,3) OBP: 0.324, SLG: 0.433	34 David Ortiz, L (1,10) OBP: 0.387, SLG: 0.565	39 Jarrod Saltalamacchia, S (1,2) OBP: 0.314, SLG: 0.568	20 Kevin Youkilis, R (1,5) OBP: 0.318, SLG: 0.385	64 Will Middlebrooks, R (7,5) OBP: 0.348, SLG: 0.545	12 Ryan Sweeney, L (1,9) ERA: 2.41	54 Darnell McDonald, R (7,PH) OBP: 0.288, SLG: 0.381	3 Mike Aviles, R (1,6) OBP: 0.283, SLG: 0.428	26 Scott Podsednik, L (1,8) OBP: 0.371, SLG: 0.515	23 Marion Byrd, R (7,PH) OBP: 0.243, SLG: 0.245	5 Nick Punto, S (8,PH) OBP: 0.301, SLG: 0.262	37 Stephen Strasburg, R (1,1) ERA: 2.41	48 Ross Detwiler, L (7,1) ERA: 3.79	54 Brad Lidge, R (8,1) ERA: 0.14	36 Tyler Clippard, R (8,1) ERA: 2.49								
32 Matt Albers, R (5,1) ERA: 2.1	53 Rich Hill, L (6,1) ERA: 2.63	48 Scott Alchison, R (7,1) ERA: 1.36	30 Andrew Miller, L (9,1) ERA: 2.13	66 Daniel Nava, S (1,7) OBP: 0.443, SLG: 0.511	15 Dustin Pedroia, R (1,4) OBP: 0.335, SLG: 0.421	28 Adrián González, L (1,3) OBP: 0.324, SLG: 0.433	34 David Ortiz, L (1,10) OBP: 0.387, SLG: 0.565	39 Jarrod Saltalamacchia, S (1,2) OBP: 0.314, SLG: 0.568	20 Kevin Youkilis, R (1,5) OBP: 0.318, SLG: 0.385	64 Will Middlebrooks, R (7,5) OBP: 0.348, SLG: 0.545	12 Ryan Sweeney, L (1,9) ERA: 2.41	54 Darnell McDonald, R (7,PH) OBP: 0.288, SLG: 0.381	3 Mike Aviles, R (1,6) OBP: 0.283, SLG: 0.428	26 Scott Podsednik, L (1,8) OBP: 0.371, SLG: 0.515	23 Marion Byrd, R (7,PH) OBP: 0.243, SLG: 0.245	5 Nick Punto, S (8,PH) OBP: 0.301, SLG: 0.262	37 Stephen Strasburg, R (1,1) ERA: 2.41	48 Ross Detwiler, L (7,1) ERA: 3.79	54 Brad Lidge, R (8,1) ERA: 0.14	36 Tyler Clippard, R (8,1) ERA: 2.49					
<b>Inning Stats</b>	R: 0 E: 0 K: 2 S: 9	H: 0 LOB: 0 BB: 0 P: 15	R: 2 E: 0 K: 1 S: 16	H: 2 LOB: 1 BB: 1 P: 27	R: 0 E: 0 K: 2 S: 11	H: 0 LOB: 0 BB: 0 P: 17	R: 0 E: 0 K: 3 S: 9	H: 0 LOB: 0 BB: 0 P: 13	R: 0 E: 0 K: 3 S: 9	H: 0 LOB: 0 BB: 0 P: 14	R: 0 E: 0 K: 2 S: 10	H: 0 LOB: 3 BB: 1 P: 33	R: 0 E: 0 K: 0 S: 10	H: 1 LOB: 2 BB: 1 P: 20	R: 0 E: 0 K: 0 S: 9	H: 2 LOB: 1 BB: 0 P: 13	R: 1 E: 0 K: 0 S: 9	H: 2 LOB: 1 BB: 0 P: 13	R: 1 E: 0 K: 0 S: 9	H: 1 LOB: 1 BB: 1 P: 17	1B: 4 2B: 3 3B: 0 HR: 1	SF: 0 SAC: 0 DP: 0 HBP: 0	WP: 0 PB: 0 CS: 0	PA: 39	
<b>PITCHER</b>	IP WLS BF H R ER SO BB IBB HBP BLK WP HR S P ERA WHIP	IP WLS BF H R ER SO BB IBB HBP BLK WP HR S P ERA WHIP	IP WLS BF H R ER SO BB IBB HBP BLK WP HR S P ERA WHIP	IP WLS BF H R ER SO BB IBB HBP BLK WP HR S P ERA WHIP	IP WLS BF H R ER SO BB IBB HBP BLK WP HR S P ERA WHIP	IP WLS BF H R ER SO BB IBB HBP BLK WP HR S P ERA WHIP	IP WLS BF H R ER SO BB IBB HBP BLK WP HR S P ERA WHIP	IP WLS BF H R ER SO BB IBB HBP BLK WP HR S P ERA WHIP	IP WLS BF H R ER SO BB IBB HBP BLK WP HR S P ERA WHIP	IP WLS BF H R ER SO BB IBB HBP BLK WP HR S P ERA WHIP	IP WLS BF H R ER SO BB IBB HBP BLK WP HR S P ERA WHIP	IP WLS BF H R ER SO BB IBB HBP BLK WP HR S P ERA WHIP	IP WLS BF H R ER SO BB IBB HBP BLK WP HR S P ERA WHIP	IP WLS BF H R ER SO BB IBB HBP BLK WP HR S P ERA WHIP	IP WLS BF H R ER SO BB IBB HBP BLK WP HR S P ERA WHIP	IP WLS BF H R ER SO BB IBB HBP BLK WP HR S P ERA WHIP	IP WLS BF H R ER SO BB IBB HBP BLK WP HR S P ERA WHIP	IP WLS BF H R ER SO BB IBB HBP BLK WP HR S P ERA WHIP	IP WLS BF H R ER SO BB IBB HBP BLK WP HR S P ERA WHIP	IP WLS BF H R ER SO BB IBB HBP BLK WP HR S P ERA WHIP	IP WLS BF H R ER SO BB IBB HBP BLK WP HR S P ERA WHIP	IP WLS BF H R ER SO BB IBB HBP BLK WP HR S P ERA WHIP	IP WLS BF H R ER SO BB IBB HBP BLK WP HR S P ERA WHIP	IP WLS BF H R ER SO BB IBB HBP BLK WP HR S P ERA WHIP	IP WLS BF H R ER SO BB IBB HBP BLK WP HR S P ERA WHIP

Washington Nationals @ Boston Red Sox  
Fenway Park, Boston, MA  
Fri Jun 08 2012, 7:13 PM - 10:24 PM EDT  
Att: 37,309 - Cloudy - 67 F

AB	38
R	7
H	12
RBI	7
BB	2
SO	10
LOB	19



Washington Nationals @ Boston Red Sox  
Fenway Park, Boston, MA  
Fri Jun 08 2012, 7:13 PM - 10:24 PM EDT  
Att: 37,309 - Cloudy - 67 F

AB	35
R	4
H	8
RBI	4
BB	4
SO	13
LOB	15





Batter	1	2	3	4	5	6	7	8	9	AB	R	H	RBI	BB	SO	LOB	TOP				
1 Steve Lombardozzi, S OBP: 0.350, SLG: 0.563										3	0	0	0	0	2	1					
57 Tyler Moore, R OBP: 0.299, SLG: 0.250										1	0	0	0	0	1	0					
2 Roger Bernadina, L OBP: 0.333, SLG: 0.386										0	0	0	0	0	0	0					
34 Bryce Harper, L OBP: 0.384, SLG: 0.521										3	1	0	0	1	2	1					
11 Ryan Zimmerman, R (1.5)										4	1	1	0	0	1	0					
25 Adam LaRoche, L (1.3)										4	1	1	1	0	2	2					
38 Michael Morse, R (1.10)										4	1	1	1	0	2	0					
20 Ian Desmond, R (1.6)										3	0	1	2	0	0	0					
8 Danny Espinosa, S (1.4)										3	0	0	0	0	0	1					
24 Rick Ankiel, L (1.8)										3	0	1	0	0	2	0					
26 Jesus Flores, R (1.2)										3	0	0	0	0	1	1					
<b>Inning Stats</b>	R: 0 K: 2 S: 9	H: 0 LOB: 0 BB: 0 P: 12	R: 1 K: 1 S: 8	H: 1 LOB: 0 BB: 0 P: 11	R: 0 K: 2 S: 11	H: 0 LOB: 0 BB: 0 P: 17	R: 3 K: 1 S: 12	H: 3 LOB: 0 BB: 0 P: 22	R: 0 K: 2 S: 12	H: 0 LOB: 0 BB: 0 P: 11	R: 0 K: 1 S: 8	H: 0 LOB: 0 BB: 0 P: 13	R: 0 K: 2 S: 10	H: 0 LOB: 0 BB: 0 P: 12	R: 0 K: 2 S: 12	H: 0 LOB: 0 BB: 0 P: 19	1B: 2 2B: 3 HR: 1	SF: 0 SAC: 0 DP: 1 HBP: 0	WP: 0 PB: 0 SB: 0 CS: 0	PA: 32	
<b>PITCHER</b>	IP	WLS	BF	H	R	ER	SO	BB	IBB	HBP	BLK	WP	HR	S	P	ERA	WHIP				
18 Daisuke Matsuzaka, R ERA: 7.2	5.0	L	20	5	4	4	8	1	0	0	0	0	1	52	80	7.20	1.200				
46 Franklin Morales, L ERA: 3.04	3.0		9	0	0	0	3	0	0	0	0	0	0	27	36	0.00	0.000				
91 Alfredo Aceves, R ERA: 4.85	1.0		3	0	0	0	2	0	0	0	0	0	0	12	19	0.00	0.000				

Washington Nationals @ Boston Red Sox  
Fenway Park, Boston, MA  
Sat Jun 09 2012, 4:08 PM - 7:00 PM EDT  
Att: 37,534 - Partly Cloudy - 78 F

AB 31  
R 4  
H 5  
RBI 4  
BB 1  
SO 13  
LOB 6



Batter	1	2	3	4	5	6	7	8	9	AB	R	H	RBI	BB	SO	LOB	BOTTOM					
66 Daniel Nava, S (1.7)										4	0	0	0	0	1	2						
15 Dustin Pedroia, R (1.4)										4	0	1	0	0	1	2						
28 Adrián González, L (1.9)										4	0	0	0	0	1	1						
34 David Ortiz, L (1.10)										4	0	1	0	0	0	1						
20 Kevin Youkilis, R (1.3)										4	0	0	0	0	0	1						
64 Will Middlebrooks, R (1.5)										3	1	0	0	1	1	2						
3 Mike Aviles, R (1.6)										4	1	1	0	0	0	2						
54 Darnell McDonald, R (1.8)										1	0	0	0	1	0	0						
12 Ryan Sweeney, L (7. PH)										1	0	1	0	1	0	0						
10 Kelly Shoppach, R (1.2)										2	0	0	0	0	2	2						
39 Jarrod Saltalamacchia, R (8. PH)										2	0	1	2	0	0	1						
<b>Inning Stats</b>	R: 0 K: 1 S: 8	H: 0 LOB: 0 BB: 0 P: 12	R: 0 K: 0 S: 9	H: 1 LOB: 1 BB: 0 P: 12	R: 0 K: 1 S: 8	H: 0 LOB: 0 BB: 0 P: 15	R: 0 K: 1 S: 6	H: 0 LOB: 0 BB: 0 P: 7	R: 0 K: 2 S: 15	H: 0 LOB: 2 BB: 1 P: 26	R: 0 K: 0 S: 8	H: 1 LOB: 1 BB: 0 P: 12	R: 2 K: 1 S: 14	H: 2 LOB: 2 BB: 2 P: 30	R: 0 K: 0 S: 7	H: 0 LOB: 0 BB: 0 P: 12	R: 0 K: 0 S: 14	H: 1 LOB: 1 BB: 0 P: 19	1B: 3 2B: 2 3B: 0 HR: 0	SF: 0 SAC: 0 DP: 0 HBP: 0	WP: 1 PB: 0 SB: 1 CS: 0	PA: 36
<b>PITCHER</b>	IP	WLS	BF	H	R	ER	SO	BB	IBB	HBP	BLK	WP	HR	S	P	ERA	WHIP					
47 Gio González, L ERA: 2.35	6.1	W	25	3	2	2	5	2	0	0	0	1	0	60	98	2.84	0.789					
35 Craig Stammen, R ERA: 1.8	0.0		1	0	0	0	0	1	0	0	0	0	0	2	6	-	-					
51 Michael Gonzalez, L ERA: 0.95	0.2	H	3	1	0	0	1	0	0	0	0	0	0	6	10	0.00	1.500					
17 Sean Burnett, L ERA: 0.95	1.0	H	3	0	0	0	0	0	0	0	0	0	0	7	12	0.00	0.000					
36 Tyler Clippard, R ERA: 2.35	1.0	S	4	1	0	0	0	0	0	0	0	0	0	14	19	0.00	1.000					

Washington Nationals @ Boston Red Sox  
Fenway Park, Boston, MA  
Sat Jun 09 2012, 4:08 PM - 7:00 PM EDT  
Att: 37,534 - Partly Cloudy - 78 F

AB 33  
R 2  
H 5  
RBI 2  
BB 3  
SO 6  
LOB 14













Batter	1	2	3	4	5	6	7	8	9	AB	R	H	RBI	BB	SO	LOB	TOP				
1 Steve Lombardozzi, S OBP: 0.349, SLG: 0.588										4	0	1	0	0	0	0	Washington Nationals @ Toronto Blue Jays Rogers Centre, Toronto, ON Tue Jun 12 2012, 7:08 PM - 10:00 PM EDT Att: 22,538 - Clear - 77 F				
34 Bryce Harper, L OBP: 0.390, SLG: 0.553										4	1	3	1	0	0	2					
11 Ryan Zimmerman, R OBP: 0.312, SLG: 0.342										4	0	0	0	0	2	4					
25 Adam LaRoche, L OBP: 0.346, SLG: 0.502										4	1	1	0	0	1	1					
38 Michael Morse, R OBP: 0.250, SLG: 0.275										4	0	1	0	0	0	1					
20 Ian Desmond, R OBP: 0.292, SLG: 0.434										3	0	0	0	1	1	2					
8 Danny Espinosa, S OBP: 0.316, SLG: 0.395										4	1	2	2	0	1	1					
24 Rick Ankiel, L OBP: 0.282, SLG: 0.406										4	0	0	0	0	1	2					
23 Jhonatan Solano, R OBP: 0.400, SLG: 0.800										3	1	2	1	0	0	0					
<b>Inning Stats</b>	R: 0 H: 1 E: 0 K: 0 S: 15	H: 1 LOB: 1 BB: 0 P: 20	R: 0 H: 2 E: 0 K: 1 S: 11	H: 2 LOB: 1 BB: 0 P: 15	R: 1 H: 1 E: 0 K: 1 S: 10	H: 1 LOB: 0 BB: 0 P: 13	R: 2 H: 2 E: 0 K: 1 S: 11	H: 2 LOB: 0 BB: 0 P: 18	R: 0 H: 0 E: 0 K: 0 S: 5	H: 0 LOB: 0 BB: 0 P: 6	R: 1 H: 1 E: 0 K: 0 S: 11	H: 1 LOB: 0 BB: 0 P: 16	R: 0 H: 1 E: 0 K: 2 S: 7	H: 1 LOB: 0 BB: 0 P: 11	R: 0 H: 0 E: 0 K: 1 S: 18	H: 0 LOB: 1 BB: 1 P: 30	1B: 5 2B: 2 3B: 0 HR: 3	SF: 0 SAC: 0 DP: 2 HBP: 0	WP: 0 PB: 0 SB: 1 CS: 1	PA: 35	
<b>PITCHER</b>	IP	WLS	BF	H	R	ER	SO	BB	IBB	HBP	BLK	WP	HR	S	P	ERA	WHIP				
37 Henderson Alvarez III, R ERA: 3.87	7.0	L	28	9	4	4	3	0	0	0	0	0	3	71	101	5.14	1.286				
38 Darren Oliver, L ERA: 1.64	1.0		3	1	0	0	2	0	0	0	0	0	0	7	11	0.00	1.000				
54 Jason Frasor, R ERA: 3.97	0.2		3	0	0	0	1	1	0	0	0	0	0	13	22	0.00	1.500				
46 Evan Crawford, L ERA: 7.04	0.1		1	0	0	0	0	0	0	0	0	0	0	5	8	0.00	0.000				



AB	34
R	4
H	10
RBI	4
BB	1
SO	6
LOB	13

Batter	1	2	3	4	5	6	7	8	9	AB	R	H	RBI	BB	SO	LOB	BOTTOM				
13 Brett Lawrie, R OBP: 0.328, SLG: 0.384										3	1	1	0	1	1	0	Washington Nationals @ Toronto Blue Jays Rogers Centre, Toronto, ON Tue Jun 12 2012, 7:08 PM - 10:00 PM EDT Att: 22,538 - Clear - 77 F				
28 Colby Rasmus, L OBP: 0.309, SLG: 0.450										4	0	1	0	0	0	2					
19 José Bautista, R OBP: 0.349, SLG: 0.509										2	1	2	2	2	0	0					
10 Edwin Encarnación, R OBP: 0.349, SLG: 0.569										4	0	0	0	0	1	5					
2 Kelly Johnson, L OBP: 0.342, SLG: 0.402										4	0	1	0	0	1	0					
5 Yunel Escobar, R OBP: 0.302, SLG: 0.324										4	0	0	0	0	0	1					
30 David Cooper, L OBP: 0.351, SLG: 0.472										2	0	0	0	1	0	0					
9 J.P. Arencibia, R OBP: 0.288, SLG: 0.411										3	0	0	0	1	3	0					
11 Rajai Davis, R OBP: 0.305, SLG: 0.427										1	0	0	0	0	0	0					
6 Jeff Mathis, R OBP: 0.264, SLG: 0.417										3	0	0	0	0	2	2					
17 Omar Vizquel, S OBP: 0.255, SLG: 0.208										1	0	0	0	0	0	0					
<b>Inning Stats</b>	R: 0 H: 1 E: 0 K: 0 S: 6	H: 0 LOB: 0 BB: 0 P: 15	R: 0 H: 1 E: 0 K: 3 S: 15	H: 1 LOB: 3 BB: 1 P: 27	R: 0 H: 0 E: 0 K: 2 S: 8	H: 0 LOB: 2 BB: 2 P: 19	R: 2 H: 2 E: 0 K: 0 S: 12	H: 2 LOB: 1 BB: 1 P: 22	R: 0 H: 0 E: 0 K: 1 S: 6	H: 0 LOB: 0 BB: 0 P: 6	R: 0 H: 1 E: 0 K: 0 S: 12	H: 1 LOB: 1 BB: 0 P: 22	R: 0 H: 0 E: 0 K: 0 S: 4	H: 0 LOB: 0 BB: 0 P: 6	R: 0 H: 0 E: 0 K: 2 S: 9	H: 0 LOB: 0 BB: 0 P: 14	1B: 3 2B: 1 3B: 0 HR: 1	SF: 0 SAC: 0 DP: 0 HBP: 1	WP: 1 PB: 0 SB: 1 CS: 1	PA: 37	
<b>PITCHER</b>	IP	WLS	BF	H	R	ER	SO	BB	IBB	HBP	BLK	WP	HR	S	P	ERA	WHIP				
40 Chien-Ming Wang, R ERA: 4.67	5.0	W	24	4	2	2	5	0	0	0	0	0	0	10	15	0.00	0.000				
48 Ross Detwiler, L ERA: 3.67	1.2	H	5	0	0	0	1	0	0	0	0	0	0	8	13	0.00	3.000				
35 Craig Stammen, R ERA: 1.78	0.1	H	2	1	0	0	0	0	0	0	0	0	0	4	6	0.00	0.000				
17 Sean Burnett, L ERA: 1.29	1.0	H	3	0	0	0	0	0	0	0	0	0	0	9	14	0.00	0.000				
36 Tyler Clippard, R ERA: 2.22	1.0	S	3	0	0	0	2	0	0	0	0	0	0	9	14	0.00	0.000				



AB	31
R	2
H	5
RBI	2
BB	5
SO	8
LOB	10







Batter	1	2	3	4	5	6	7	8	9	AB	R	H	RBI	BB	SO	LOB	TOP					
2 Derek Jeter, R OBP: 0.369, SLG: 0.434										5	2	2	1	0	1	1	<b>New York Yankees @ Washington Nationals</b> Nationals Park, Washington, DC Fri Jun 15 2012, 7:07 PM - 10:07 PM EDT Att: 41,406 - Clear - 80 F <a href="http://livebaseballscorecards.com">livebaseballscorecards.com</a>					
14 Curtis Granderson, L OBP: 0.346, SLG: 0.539										5	1	2	3	0	2	1						
25 Mark Teixeira, S OBP: 0.328, SLG: 0.451										4	1	0	0	1	0	2						
13 Alex Rodriguez, R OBP: 0.368, SLG: 0.431										4	0	1	1	0	2	2						
33 Nick Swisher, S OBP: 0.316, SLG: 0.476										4	0	2	1	0	0	0						
22 Andrew Jones, R OBP: 0.317, SLG: 0.455										3	0	1	0	0	1	1						
45 Dewayne Wise, L OBP: 0.185, SLG: 0.192										1	1	0	0	0	0	0						
55 Russell Martin, R OBP: 0.339, SLG: 0.406										2	1	1	0	2	0	0						
17 Jayson Nix, R OBP: 0.310, SLG: 0.447										2	0	0	0	0	2	2						
38 Cody Eppley, R										0	0	0	0	0	0	0						
12 Eric Chavez, L										1	0	0	0	0	1	1						
39 Clay Rapada, R										0	0	0	0	0	0	0						
30 David Robertson, R										0	0	0	0	0	0	0						
65 Phil Hughes, R										2	0	0	0	0	1	0						
24 Robinson Cano, L										1	1	1	0	1	0	0						
<b>Inning Stats</b>	R: 0 K: 2 S: 8	H: 0 LOB: 0 BB: 0 P: 15	R: 0 K: 3 S: 15	H: 1 LOB: 2 BB: 1 P: 26	R: 2 K: 0 S: 10	H: 3 LOB: 1 BB: 1 P: 22	R: 0 K: 1 S: 9	H: 0 LOB: 0 BB: 0 P: 16	R: 0 K: 2 S: 8	H: 0 LOB: 0 BB: 0 P: 14	R: 0 K: 0 S: 7	H: 0 LOB: 0 BB: 0 P: 14	R: 4 K: 1 S: 19	H: 3 LOB: 2 BB: 2 P: 33	R: 0 K: 1 S: 11	H: 1 LOB: 1 BB: 0 P: 17	R: 1 K: 0 S: 9	H: 2 LOB: 0 BB: 0 P: 14	1B: 7 2B: 2 3B: 0 HR: 1	SF: 0 SAC: 1 DP: 1 HBP: 0	WP: 0 PB: 0 SB: 1 CS: 0	PA: 39
<b>PITCHER</b>	IP WLS BF H R ER SO BB IBB HBP BLK WP HR S P ERA WHIP																					
47 Gio González, L ERA: 2.52	6.0 L 24 5 3 3 8 2 0 0 0 0 0 0 59 109 4.50 1.167																					
54 Brad Lidge, R ERA: 8.31	0.1 4 1 1 1 0 1 1 0 0 0 0 0 9 20 27.00 6.000																					
51 Michael Gonzalez, L ERA:	0.2 3 1 2 2 1 0 0 0 0 0 0 0 8 11 27.00 1.500																					
32 Tom Gorzelanny, L ERA: 3.34	2.0 8 3 1 1 1 0 0 0 0 0 0 1 20 31 4.50 1.500																					

Batter	1	2	3	4	5	6	7	8	9	AB	R	H	RBI	BB	SO	LOB	BOTTOM					
1 Steve Lombardozzi, S OBP: 0.342, SLG: 0.355										3	1	1	0	1	1	0	<b>New York Yankees @ Washington Nationals</b> Nationals Park, Washington, DC Fri Jun 15 2012, 7:07 PM - 10:07 PM EDT Att: 41,406 - Clear - 80 F <a href="http://livebaseballscorecards.com">livebaseballscorecards.com</a>					
34 Bryce Harper, L OBP: 0.381, SLG: 0.541										4	0	1	0	0	1	1						
11 Ryan Zimmerman, R OBP: 0.310, SLG: 0.339										4	0	1	0	0	1	2						
25 Adam LaRoche, L OBP: 0.344, SLG: 0.495										3	0	0	0	1	2	2						
38 Michael Morse, R OBP: 0.269, SLG: 0.313										4	1	2	1	0	2	2						
20 Ian Desmond, R OBP: 0.295, SLG: 0.441										4	0	1	0	0	0	4						
8 Danny Espinosa, S OBP: 0.314, SLG: 0.387										4	0	0	1	0	2	1						
26 Jesus Flores, R OBP: 0.294, SLG: 0.348										4	0	2	0	0	0	0						
47 Gio González, R ERA: 4.5	6.0 W 25 6 1 1 9 2 0 0 0 0 0 0 6 8 0.00 0.000																					
38 Cody Eppley, R ERA: 3.07	1.0 3 0 0 0 0 0 0 0 0 0 0 0 6 8 0.00 0.000																					
39 Clay Rapada, L ERA: 3.32	1.0 3 0 0 0 2 0 0 0 0 0 0 0 8 13 0.00 0.000																					
30 David Robertson, R ERA: 2.93	1.0 5 2 1 1 1 0 0 0 0 0 0 0 12 16 9.00 2.000																					
<b>Inning Stats</b>	R: 0 K: 2 S: 14	H: 1 LOB: 1 BB: 0 P: 20	R: 0 K: 1 S: 11	H: 1 LOB: 0 BB: 0 P: 14	R: 1 K: 0 S: 11	H: 3 LOB: 1 BB: 1 P: 18	R: 0 K: 2 S: 7	H: 0 LOB: 0 BB: 0 P: 11	R: 0 K: 2 S: 10	H: 0 LOB: 0 BB: 0 P: 16	R: 0 K: 0 S: 18	H: 1 LOB: 1 BB: 0 P: 28	R: 0 K: 0 S: 6	H: 0 LOB: 0 BB: 0 P: 8	R: 0 K: 2 S: 8	H: 0 LOB: 0 BB: 0 P: 13	R: 1 K: 1 S: 12	H: 2 LOB: 1 BB: 0 P: 16	1B: 6 2B: 2 3B: 0 HR: 0	SF: 0 SAC: 0 DP: 1 HBP: 0	WP: 0 PB: 0 SB: 0 CS: 0	PA: 36
<b>PITCHER</b>	IP WLS BF H R ER SO BB IBB HBP BLK WP HR S P ERA WHIP																					
65 Phil Hughes, R ERA: 4.5	6.0 W 25 6 1 1 9 2 0 0 0 0 0 0 6 8 0.00 0.000																					
38 Cody Eppley, R ERA: 3.07	1.0 3 0 0 0 0 0 0 0 0 0 0 0 6 8 0.00 0.000																					
39 Clay Rapada, L ERA: 3.32	1.0 3 0 0 0 2 0 0 0 0 0 0 0 8 13 0.00 0.000																					
30 David Robertson, R ERA: 2.93	1.0 5 2 1 1 1 0 0 0 0 0 0 0 12 16 9.00 2.000																					















Batter	1	2	3	4	5	6	7	8	9	AB	R	H	RBI	BB	SO	LOB	TOP						
8 Desmond Jennings, R OBP: 0.302, SLG: 0.358										4	0	1	0	0	2	0							
23 Carlos Pena, L OBP: 0.361, SLG: 0.365										3	1	1	0	1	2	1							
2 B.J. Upton, R OBP: 0.322, SLG: 0.415										3	0	1	0	1	0	2							
35 Hideki Matsui, L OBP: 0.207, SLG: 0.291										4	0	1	1	0	1	2							
62 Joel Peralta, R										4	0	0	0	0	2	2							
18 Ben Zobrist, S OBP: 0.361, SLG: 0.427										4	0	1	0	0	1	0							
9 Elliot Johnson, S OBP: 0.341, SLG: 0.408										3	0	0	0	0	2	0							
28 José Molina, R OBP: 0.270, SLG: 0.351										2	0	0	0	0	0	0							
1 Sean Rodríguez, R OBP: 0.261, SLG: 0.337										1	0	0	0	0	1	0							
22 Chris Archer, R										0	0	0	0	0	0	0							
10 Will Rhymes, L OBP: 0.294, SLG: 0.250										0	0	0	0	0	0	0							
31 Burke Badenhop, R										0	0	0	0	0	0	0							
44 Drew Sutton, S OBP: 0.292, SLG: 0.333										0	0	0	0	0	0	0							
<b>Inning Stats</b>	R: 0 H: 0 E: 0 K: 2 S: 10	H: 0 LOB: 1 BB: 1 P: 17	R: 1 H: 1 E: 0 K: 2 S: 9	H: 1 LOB: 0 BB: 0 P: 13	R: 1 H: 2 E: 0 K: 1 S: 19	H: 2 LOB: 2 BB: 1 P: 31	R: 0 H: 0 E: 0 K: 1 S: 5	H: 0 LOB: 0 BB: 0 P: 9	R: 0 H: 1 E: 0 K: 1 S: 8	H: 1 LOB: 1 BB: 0 P: 13	R: 0 H: 1 E: 0 K: 1 S: 11	H: 1 LOB: 1 BB: 0 P: 16	R: 0 H: 0 E: 0 K: 2 S: 8	H: 0 LOB: 0 BB: 0 P: 12	R: 0 H: 1 E: 0 K: 0 S: 9	H: 1 LOB: 0 BB: 0 P: 13	R: 0 H: 0 E: 0 K: 2 S: 11	H: 0 LOB: 0 BB: 0 P: 17	1B: 4 2B: 1 3B: 0 HR: 1	SF: 0 SAC: 0 DP: 1 HBP: 0	WP: 0 PB: 0 SB: 1 CS: 0	PA: 34	
<b>PITCHER</b>	IP WLS BF H R ER SO BB IBB HBP BLK WP HR S P ERA WHIP	IP WLS BF H R ER SO BB IBB HBP BLK WP HR S P ERA WHIP	IP WLS BF H R ER SO BB IBB HBP BLK WP HR S P ERA WHIP	IP WLS BF H R ER SO BB IBB HBP BLK WP HR S P ERA WHIP	IP WLS BF H R ER SO BB IBB HBP BLK WP HR S P ERA WHIP	IP WLS BF H R ER SO BB IBB HBP BLK WP HR S P ERA WHIP	IP WLS BF H R ER SO BB IBB HBP BLK WP HR S P ERA WHIP	IP WLS BF H R ER SO BB IBB HBP BLK WP HR S P ERA WHIP	IP WLS BF H R ER SO BB IBB HBP BLK WP HR S P ERA WHIP	IP WLS BF H R ER SO BB IBB HBP BLK WP HR S P ERA WHIP	IP WLS BF H R ER SO BB IBB HBP BLK WP HR S P ERA WHIP	IP WLS BF H R ER SO BB IBB HBP BLK WP HR S P ERA WHIP	IP WLS BF H R ER SO BB IBB HBP BLK WP HR S P ERA WHIP	IP WLS BF H R ER SO BB IBB HBP BLK WP HR S P ERA WHIP	IP WLS BF H R ER SO BB IBB HBP BLK WP HR S P ERA WHIP	IP WLS BF H R ER SO BB IBB HBP BLK WP HR S P ERA WHIP	IP WLS BF H R ER SO BB IBB HBP BLK WP HR S P ERA WHIP	IP WLS BF H R ER SO BB IBB HBP BLK WP HR S P ERA WHIP	IP WLS BF H R ER SO BB IBB HBP BLK WP HR S P ERA WHIP	IP WLS BF H R ER SO BB IBB HBP BLK WP HR S P ERA WHIP	IP WLS BF H R ER SO BB IBB HBP BLK WP HR S P ERA WHIP	IP WLS BF H R ER SO BB IBB HBP BLK WP HR S P ERA WHIP	IP WLS BF H R ER SO BB IBB HBP BLK WP HR S P ERA WHIP

Tampa Bay Rays @ Washington Nationals  
Nationals Park, Washington, DC  
Wed Jun 20 2012, 7:08 PM - 9:40 PM EDT  
Att: 27,485 - Clear - 94 F

AB	32
R	2
H	6
RBI	2
BB	2
SO	12
LOB	8



Batter	1	2	3	4	5	6	7	8	9	AB	R	H	RBI	BB	SO	LOB	BOTTOM						
1 Steve Lombardozzi, S OBP: 0.329, SLG: 0.346										3	1	1	0	0	1	0							
17 Sean Burnett, L										2	1	1	1	1	0	0							
2 Roger Bernadina, L OBP: 0.327, SLG: 0.378										3	1	0	0	0	0	1							
36 Tyler Clippard, R										3	0	0	0	0	2	1							
34 Bryce Harper, L OBP: 0.372, SLG: 0.514										3	0	0	0	0	0	1							
11 Ryan Zimmerman, R OBP: 0.296, SLG: 0.317										3	0	1	1	0	2	0							
25 Adam LaRoche, L OBP: 0.341, SLG: 0.498										3	0	0	0	0	0	1							
38 Michael Morse, R OBP: 0.250, SLG: 0.328										3	0	1	1	0	2	0							
20 Ian Desmond, R OBP: 0.292, SLG: 0.452										3	0	0	0	0	2	1							
8 Danny Espinosa, S OBP: 0.312, SLG: 0.373										3	0	0	0	0	2	0							
26 Jesus Flores, R OBP: 0.283, SLG: 0.339										2	0	0	0	0	0	0							
37 Stephen Strasburg, R OBP: 0.348, SLG: 0.591										1	0	0	0	0	1	0							
24 Rick Ankiel, L OBP: 0.277, SLG: 0.396										2	0	0	0	0	0	0							
<b>Inning Stats</b>	R: 3 H: 3 E: 1 K: 1 S: 16	H: 3 LOB: 1 BB: 0 P: 31	R: 0 H: 0 E: 0 K: 2 S: 7	H: 0 LOB: 0 BB: 0 P: 12	R: 0 H: 0 E: 0 K: 1 S: 7	H: 0 LOB: 0 BB: 1 P: 13	R: 0 H: 0 E: 0 K: 2 S: 8	H: 0 LOB: 0 BB: 0 P: 11	R: 0 H: 0 E: 0 K: 1 S: 8	H: 0 LOB: 0 BB: 0 P: 11	R: 0 H: 0 E: 0 K: 0 S: 3	H: 0 LOB: 0 BB: 0 P: 4	R: 0 H: 0 E: 0 K: 2 S: 8	H: 0 LOB: 0 BB: 0 P: 11	R: 0 H: 0 E: 0 K: 1 S: 8	H: 0 LOB: 0 BB: 0 P: 8	R: 0 H: 0 E: 0 K: 1 S: 8	H: 0 LOB: 0 BB: 0 P: 8	1B: 2 2B: 1 3B: 0 HR: 0	SF: 0 SAC: 0 DP: 1 HBP: 0	WP: 1 PB: 0 SB: 0 CS: 0	PA: 28	
<b>PITCHER</b>	IP WLS BF H R ER SO BB IBB HBP BLK WP HR S P ERA WHIP	IP WLS BF H R ER SO BB IBB HBP BLK WP HR S P ERA WHIP	IP WLS BF H R ER SO BB IBB HBP BLK WP HR S P ERA WHIP	IP WLS BF H R ER SO BB IBB HBP BLK WP HR S P ERA WHIP	IP WLS BF H R ER SO BB IBB HBP BLK WP HR S P ERA WHIP	IP WLS BF H R ER SO BB IBB HBP BLK WP HR S P ERA WHIP	IP WLS BF H R ER SO BB IBB HBP BLK WP HR S P ERA WHIP	IP WLS BF H R ER SO BB IBB HBP BLK WP HR S P ERA WHIP	IP WLS BF H R ER SO BB IBB HBP BLK WP HR S P ERA WHIP	IP WLS BF H R ER SO BB IBB HBP BLK WP HR S P ERA WHIP	IP WLS BF H R ER SO BB IBB HBP BLK WP HR S P ERA WHIP	IP WLS BF H R ER SO BB IBB HBP BLK WP HR S P ERA WHIP	IP WLS BF H R ER SO BB IBB HBP BLK WP HR S P ERA WHIP	IP WLS BF H R ER SO BB IBB HBP BLK WP HR S P ERA WHIP	IP WLS BF H R ER SO BB IBB HBP BLK WP HR S P ERA WHIP	IP WLS BF H R ER SO BB IBB HBP BLK WP HR S P ERA WHIP	IP WLS BF H R ER SO BB IBB HBP BLK WP HR S P ERA WHIP	IP WLS BF H R ER SO BB IBB HBP BLK WP HR S P ERA WHIP	IP WLS BF H R ER SO BB IBB HBP BLK WP HR S P ERA WHIP	IP WLS BF H R ER SO BB IBB HBP BLK WP HR S P ERA WHIP	IP WLS BF H R ER SO BB IBB HBP BLK WP HR S P ERA WHIP	IP WLS BF H R ER SO BB IBB HBP BLK WP HR S P ERA WHIP	IP WLS BF H R ER SO BB IBB HBP BLK WP HR S P ERA WHIP

Tampa Bay Rays @ Washington Nationals  
Nationals Park, Washington, DC  
Wed Jun 20 2012, 7:08 PM - 9:40 PM EDT  
Att: 27,485 - Clear - 94 F

AB	27
R	3
H	3
RBI	2
BB	1
SO	10
LOB	4









Batter	1	2	3	4	5	6	7	8	9	AB	R	H	RBI	BB	SO	LOB	TOP										
1 Steve Lombardozzi, S OBP: 0.327, SLG: 0.344	G4-3		E3					L6		4	0	1	0	0	0	0	Washington Nationals @ Baltimore Orioles Oriole Park at Camden Yards, Baltimore, MD Fri Jun 22 2012, 8:07 PM - 10:26 PM EDT Att: 45,891 - Cloudy - 76 F										
34 Bryce Harper, L OBP: 0.382, SLG: 0.495	G6-3		F8					F7		4	0	0	0	0	1	2											
11 Ryan Zimmerman, R OBP: 0.290, SLG: 0.310	G6-3							G1-3		4	0	0	0	0	1	1											
25 Adam LaRoche, L OBP: 0.337, SLG: 0.487		K						L9		4	0	0	0	0	2	1											
38 Michael Morse, R OBP: 0.237, SLG: 0.324								G5-3		4	0	1	0	0	2	0											
20 Ian Desmond, R OBP: 0.298, SLG: 0.451										3	1	2	0	1	1	1											
8 Danny Espinosa, S OBP: 0.316, SLG: 0.382								BB		4	0	1	0	0	1	3											
2 Roger Bernadina, L OBP: 0.322, SLG: 0.379										3	0	0	0	0	2	2											
26 Jesus Flores, R OBP: 0.276, SLG: 0.336								L1		3	0	0	0	0	0	2											
<b>Inning Stats</b>	R: 0 E: 0 K: 0 S: 8	H: 0 LOB: 0 BB: 0 P: 14	R: 0 E: 0 K: 3 S: 10	H: 1 LOB: 1 BB: 0 P: 14	R: 0 E: 1 K: 1 S: 12	H: 0 LOB: 1 BB: 0 P: 19	R: 0 E: 0 K: 2 S: 7	H: 0 LOB: 0 BB: 0 P: 8	R: 1 E: 1 K: 0 S: 8	H: 1 LOB: 0 BB: 0 P: 9	R: 0 E: 0 K: 2 S: 8	H: 1 LOB: 1 BB: 0 P: 10	R: 0 E: 0 K: 2 S: 12	H: 2 LOB: 2 BB: 0 P: 17	R: 0 E: 0 K: 0 S: 4	H: 0 LOB: 0 BB: 1 P: 5	R: 0 E: 0 K: 0 S: 5	H: 0 LOB: 1 BB: 1 P: 10	1B: 4 2B: 1 3B: 0 HR: 0	SF: 0 SAC: 0 DP: 0 HBP: 0	WP: 0 PB: 0 SB: 0 CS: 0	PA: 34					
<b>PITCHER</b>	IP	WLS	BF	H	R	ER	SO	BB	IBB	HBP	BLK	WP	HR	S	P	ERA	WHIP										
39 Jason Hammel, R ERA: 2.61	8.0	W	30	5	1	0	10	0	0	0	0	0	0	69	96	0.00	0.625										
43 Jim Johnson, R ERA: 1.14	1.0	S	4	0	0	0	0	1	0	0	0	0	0	5	10	0.00	1.000										

Batter	1	2	3	4	5	6	7	8	9	AB	R	H	RBI	BB	SO	LOB	BOTTOM										
1 Brian Roberts, S OBP: 0.300, SLG: 0.270			F9					F7		4	0	2	0	0	0	2	Washington Nationals @ Baltimore Orioles Oriole Park at Camden Yards, Baltimore, MD Fri Jun 22 2012, 8:07 PM - 10:26 PM EDT Att: 45,891 - Cloudy - 76 F										
2 J.J. Hardy, R OBP: 0.294, SLG: 0.421	P5		F9					G1-3		4	0	1	1	0	0	3											
19 Chris Davis, L OBP: 0.324, SLG: 0.489										4	0	0	0	0	1	4											
3 Ryan Flaherty, L OBP: 0.208, SLG: 0.219	F8		K					G3-1		0	0	0	0	0	0	0											
10 Adam Jones, R OBP: 0.349, SLG: 0.559	P5							F7		4	0	1	0	0	0	1											
32 Matt Wieters, S OBP: 0.338, SLG: 0.440								L9		4	0	1	0	0	0	1											
24 Wilson Betemit, S OBP: 0.311, SLG: 0.423										3	0	1	0	0	0	1											
12 Mark Reynolds, R OBP: 0.353, SLG: 0.420										3	1	1	1	0	1	1											
36 Nick Johnson, L OBP: 0.323, SLG: 0.400										1	1	0	0	1	0	0											
51 Steve Pearce, R OBP: 0.327, SLG: 0.442										2	0	1	0	0	0	1											
<b>Inning Stats</b>	R: 0 E: 0 K: 0 S: 9	H: 1 LOB: 1 BB: 0 P: 12	R: 1 E: 0 K: 0 S: 11	H: 2 LOB: 0 BB: 0 P: 16	R: 0 E: 0 K: 1 S: 11	H: 1 LOB: 1 BB: 0 P: 16	R: 0 E: 0 K: 0 S: 6	H: 0 LOB: 0 BB: 0 P: 11	R: 1 E: 0 K: 0 S: 10	H: 2 LOB: 2 BB: 0 P: 17	R: 0 E: 0 K: 1 S: 11	H: 2 LOB: 1 BB: 0 P: 16	R: 0 E: 0 K: 0 S: 8	H: 0 LOB: 1 BB: 1 P: 13	R: 0 E: 0 K: 0 S: 7	H: 0 LOB: 0 BB: 0 P: 9	1B: 5 2B: 2 3B: 0 HR: 1	SF: 0 SAC: 1 DP: 2 HBP: 1	WP: 0 PB: 0 SB: 0 CS: 0	PA: 32							
<b>PITCHER</b>	IP	WLS	BF	H	R	ER	SO	BB	IBB	HBP	BLK	WP	HR	S	P	ERA	WHIP										
27 Jordan Zimmermann, R ERA: 2.89	7.0	L	29	8	2	2	2	1	0	1	0	0	0	66	101	2.57	1.286										
52 Ryan Mattheus, R ERA: 1.99	1.0		3	0	0	0	0	0	0	0	0	0	0	7	9	0.00	0.000										






Batter	1	2	3	4	5	6	7	8	9	AB	R	H	RBI	BB	SO	LOB	TOP			
8 Danny Espinosa, S OBP: 0.310, SLG: 0.374	F8		K	P4			L8		G5-3	5	0	0	0	0	1	3				
34 Bryce Harper, L OBP: 0.365, SLG: 0.492	G5-3		BB				1B			3	0	1	0	1	1	0				
11 Ryan Zimmerman, R OBP: 0.285, SLG: 0.305	G3		P3				L8		P4	4	0	0	0	0	0	2				
38 Michael Morse, R OBP: 0.250, SLG: 0.333		1B	K				1B		G6-3	4	1	2	0	0	1	1				
25 Adam LaRoche, L OBP: 0.340, SLG: 0.500	1B			HR			F7		K	4	2	2	1	0	1	1				
20 Ian Desmond, R OBP: 0.294, SLG: 0.445	G4-3			F8			F9		G6-3	4	0	0	0	0	0	2				
57 Tyler Moore, R OBP: 0.396, SLG: 0.513			K							2	0	1	0	1	1	2				
2 Roger Bernadina, L OBP: 0.319, SLG: 0.375			1B				BB		K	1	0	0	0	0	1	0				
21 Xavier Nady, R OBP: 0.211, SLG: 0.275			E5				G5-4-3			2	0	1	1	1	0	1				
24 Rick Ankiel, L OBP: 0.297, SLG: 0.407			1B						2B	1	0	1	0	0	0	0				
26 Jesus Flores, R OBP: 0.268, SLG: 0.326			G6-3				G3-1		G3	4	0	0	0	0	0	4				
<b>Inning Stats</b>	R: 0 E: 0 K: 0 S: 10	H: 0 LOB: 0 BB: 0 P: 11	R: 2 E: 1 K: 1 S: 21	H: 3 LOB: 1 BB: 0 P: 30	R: 0 E: 0 K: 2 S: 7	H: 0 LOB: 1 BB: 1 P: 13	R: 1 E: 0 K: 0 S: 12	H: 2 LOB: 2 BB: 1 P: 18	R: 0 E: 0 K: 1 S: 12	H: 0 LOB: 1 BB: 0 P: 10	R: 0 E: 0 K: 0 S: 5	H: 1 LOB: 1 BB: 0 P: 13	R: 0 E: 0 K: 1 S: 11	H: 0 LOB: 0 BB: 0 P: 17	R: 0 E: 0 K: 1 S: 9	H: 1 LOB: 1 BB: 0 P: 13	1B: 6 2B: 1 3B: 0 HR: 1	SF: 0 SAC: 0 DP: 1 HBP: 0	WP: 0 PB: 0 SB: 1 CS: 0	PA: 37
<b>PITCHER</b>	IP WLS BF H R ER SO BB IBB HBP BLK WP HR S P ERA WHIP																			
16 Wei-Yin Chen, L ERA: 3.38	5.0 L 23 6 3 2 4 2 0 0 0 0 0 1 62 90 3.60 1.600																			
56 Darren O'Day, R ERA: 1.57	1.0 3 0 0 0 0 1 0 0 0 0 0 0 5 10 0.00 1.000																			
38 Luis Ayala, R ERA: 1.89	1.0 4 1 0 0 0 0 0 0 0 0 0 0 10 13 0.00 1.000																			
47 Pedro Strop, R ERA: 1.34	1.0 3 0 0 0 1 0 0 0 0 0 0 0 11 17 0.00 0.000																			
40 Troy Patton, L ERA: 3.34	1.0 4 1 0 0 1 0 0 0 0 0 0 0 9 13 0.00 1.000																			

Washington Nationals @ Baltimore Orioles  
 Oriole Park at Camden Yards, Baltimore, MD  
 Sat Jun 23 2012, 7:18 PM - 10:11 PM EDT  
 Att: 46,298 - Clear - 87 F

livebaseballscores.com

AB 34  
 R 3  
 H 8  
 RBI 2  
 BB 3  
 SO 6  
 LOB 16




Batter	1	2	3	4	5	6	7	8	9	AB	R	H	RBI	BB	SO	LOB	BOTTOM					
1 Brian Roberts, S OBP: 0.295, SLG: 0.268	G1-3		K				F7			4	0	1	0	0	1	0						
2 J.J. Hardy, R OBP: 0.280, SLG: 0.416	G4-3		L7				F8		G6-4-3	4	0	0	0	0	0	1						
19 Chris Davis, L OBP: 0.318, SLG: 0.480	L9		L3				K2-3		F7	4	0	0	0	0	1	0						
10 Adam Jones, R OBP: 0.348, SLG: 0.565		P4		E5			HR		K	4	1	1	1	0	1	0						
32 Matt Wieters, S OBP: 0.333, SLG: 0.432		F8		F8			F8		G4-3	4	0	0	0	0	0	1						
24 Wilson Betemit, S OBP: 0.316, SLG: 0.427		K		BB			1B			3	0	2	0	0	1	0						
12 Mark Reynolds, R OBP: 0.352, SLG: 0.419			K				K		1B	3	0	1	0	0	2	2						
36 Nick Johnson, L OBP: 0.327, SLG: 0.395			P5				1B			1	0	0	0	1	0	0						
28 Ronny Paulino, R OBP: 0.280, SLG: 0.327							BB		L6	1	0	0	0	0	0	2						
51 Steve Pearce, R OBP: 0.308, SLG: 0.413		G5-3					P6		G5-3	3	0	0	0	0	0	3						
<b>Inning Stats</b>	R: 0 E: 0 K: 0 S: 6	H: 0 LOB: 0 BB: 0 P: 8	R: 0 E: 0 K: 1 S: 9	H: 0 LOB: 0 BB: 0 P: 13	R: 0 E: 0 K: 1 S: 8	H: 0 LOB: 0 BB: 0 P: 13	R: 0 E: 0 K: 1 S: 11	H: 0 LOB: 0 BB: 0 P: 15	R: 0 E: 0 K: 1 S: 13	H: 1 LOB: 3 BB: 1 P: 21	R: 0 E: 0 K: 1 S: 7	H: 0 LOB: 0 BB: 0 P: 10	R: 1 E: 0 K: 0 S: 12	H: 3 LOB: 1 BB: 0 P: 22	R: 0 E: 0 K: 0 S: 15	H: 1 LOB: 0 BB: 0 P: 21	R: 0 E: 0 K: 1 S: 8	H: 0 LOB: 0 BB: 0 P: 11	1B: 4 2B: 1 3B: 0 HR: 1	SF: 0 SAC: 0 DP: 2 HBP: 0	WP: 0 PB: 0 SB: 0 CS: 0	PA: 32
<b>PITCHER</b>	IP WLS BF H R ER SO BB IBB HBP BLK WP HR S P ERA WHIP																					
33 Edwin Jackson, R ERA: 2.91	6.1 W 25 4 1 1 5 1 0 0 0 0 0 0 3 6 0.00 0.000																					
51 Michael Gonzalez, L ERA:	0.2 H 1 0 0 0 0 0 0 0 0 0 0 0 3 6 0.00 0.000																					
17 Sean Burnett, L ERA: 1.04	1.0 H 3 1 0 0 0 0 0 0 0 0 0 0 15 21 0.00 1.000																					
36 Tyler Clippard, R ERA: 1.95	1.0 S 3 0 0 0 1 0 0 0 0 0 0 0 8 11 0.00 0.000																					

Washington Nationals @ Baltimore Orioles  
 Oriole Park at Camden Yards, Baltimore, MD  
 Sat Jun 23 2012, 7:18 PM - 10:11 PM EDT  
 Att: 46,298 - Clear - 87 F

livebaseballscores.com

AB 31  
 R 1  
 H 5  
 RBI 1  
 BB 1  
 SO 6  
 LOB 9





Batter	1	2	3	4	5	6	7	8	9	AB	R	H	RBI	BB	SO	LOB	TOP					
1 Steve Lombardozzi, S OBP: 0.328, SLG: 0.538	G6-3		L8					K		3	0	0	0	0	1	0	Washington Nationals @ Baltimore Orioles Oriole Park at Camden Yards, Baltimore, MD Sun Jun 24 2012, 1:37 PM - 4:25 PM EDT Att: 41,794 - Partly Cloudy - 88 F					
2 Roger Bernadina, L OBP: 0.319, SLG: 0.575			HBP							0	0	0	0	0	0							
34 Bryce Harper, L OBP: 0.387, SLG: 0.497	1B		G1-6-3					K		4	0	2	0	0	1	2						
11 Ryan Zimmerman, R OBP: 0.289, SLG: 0.308	F8		1B							4	0	2	1	0	1	2						
25 Adam LaRoche, L OBP: 0.338, SLG: 0.494	G6-3		K					L9		3	0	0	0	1	1	3						
38 Michael Morse, R OBP: 0.238, SLG: 0.316	P3									4	0	0	0	0	1	2						
20 Ian Desmond, R OBP: 0.293, SLG: 0.440	G4-3		G4-3							3	0	0	0	1	0	2						
8 Danny Espinosa, S OBP: 0.310, SLG: 0.372	1B		K							4	0	1	0	0	2	1						
24 Rick Ankiel, L OBP: 0.281, SLG: 0.399	K									3	0	0	0	0	2	1						
23 Jhonatan Solano, R OBP: 0.375, SLG: 0.688			1B							3	1	1	0	0	0	0						
<b>Inning Stats</b>	R: 0 E: 0 K: 0 S: 9	H: 1 LOB: 1 BB: 0 P: 17	R: 0 E: 0 K: 1 S: 13	H: 1 LOB: 1 BB: 0 P: 18	R: 1 E: 0 K: 1 S: 14	H: 2 LOB: 1 BB: 0 P: 26	R: 0 E: 0 K: 1 S: 8	H: 0 LOB: 0 BB: 0 P: 11	R: 0 E: 0 K: 0 S: 7	H: 0 LOB: 0 BB: 0 P: 8	R: 0 E: 0 K: 2 S: 12	H: 1 LOB: 2 BB: 1 P: 23	R: 0 E: 0 K: 1 S: 6	H: 0 LOB: 0 BB: 0 P: 7	R: 0 E: 0 K: 2 S: 13	H: 1 LOB: 1 BB: 0 P: 14	R: 0 E: 0 K: 1 S: 7	H: 0 LOB: 1 BB: 1 P: 15	1B: 4 2B: 3 HR: 0	SF: 0 SAC: 0 DP: 2	WP: 0 PB: 0 SB: 1 CS: 1	PA: 34
<b>PITCHER</b>	IP WLS BF H R ER SO BB IBB HBP BLK WP HR S P ERA WHIP																					
34 Jake Arrieta, R ERA: 5.55	6.0	24	5	1	1	5	0	1	1	0	0	0	0	0	63	103	1.50	0.833				
40 Troy Patton, L ERA: 3.18	1.2	5	0	0	0	3	0	0	0	0	0	0	0	15	17	0.00	0.000					
47 Pedro Strop, R ERA: 1.32	0.1	W	2	1	0	0	0	0	0	0	0	0	0	4	4	0.00	3.000					
43 Jim Johnson, R ERA: 1.1	1.0	S	3	0	0	0	1	1	0	0	0	0	0	7	15	0.00	1.000					
<b>Batter</b>	<b>1</b>	<b>2</b>	<b>3</b>	<b>4</b>	<b>5</b>	<b>6</b>	<b>7</b>	<b>8</b>	<b>9</b>	<b>AB</b>	<b>R</b>	<b>H</b>	<b>RBI</b>	<b>BB</b>	<b>SO</b>	<b>LOB</b>	<b>BOTTOM</b>					
1 Brian Roberts, S OBP: 0.292, SLG: 0.250	K		FC6-4					G3		3	0	0	0	1	1	3	Washington Nationals @ Baltimore Orioles Oriole Park at Camden Yards, Baltimore, MD Sun Jun 24 2012, 1:37 PM - 4:25 PM EDT Att: 41,794 - Partly Cloudy - 88 F					
2 J.J. Hardy, R OBP: 0.280, SLG: 0.413	F9		1B					G5-3		4	0	1	0	0	0	4						
10 Adam Jones, R OBP: 0.346, SLG: 0.561	F9		P6					F7		4	1	1	0	0	0	3						
32 Matt Wieters, S OBP: 0.336, SLG: 0.446	F8		1B					K2-3		4	1	2	2	0	1	0						
12 Mark Reynolds, R OBP: 0.345, SLG: 0.409	G5-3		K					G5-3		4	0	0	0	0	1	2						
51 Steve Pearce, R OBP: 0.321, SLG: 0.396	K		BB					F8		2	0	0	0	2	1	0						
28 Ronny Paulino, R OBP: 0.278, SLG: 0.321	F9		F9					G5-4-3		4	0	1	0	0	0	4						
6 Steve Tolleson, R OBP: 0.260, SLG: 0.383										2	0	1	0	0	0	0						
19 Chris Davis, L OBP: 0.317, SLG: 0.478										1	0	0	0	0	0	1						
3 Ryan Flaherty, L OBP: 0.208, SLG: 0.219										0	0	0	0	0	0	0						
11 Robert Andino, R OBP: 0.294, SLG: 0.319										2	0	1	0	1	0	1						
<b>Inning Stats</b>	R: 0 E: 0 K: 1 S: 9	H: 0 LOB: 0 BB: 0 P: 11	R: 0 E: 0 K: 1 S: 10	H: 0 LOB: 0 BB: 0 P: 17	R: 0 E: 0 K: 0 S: 6	H: 1 LOB: 1 BB: 0 P: 11	R: 0 E: 0 K: 1 S: 13	H: 2 LOB: 3 BB: 1 P: 24	R: 0 E: 0 K: 0 S: 9	H: 1 LOB: 2 BB: 1 P: 19	R: 0 E: 0 K: 1 S: 7	H: 0 LOB: 0 BB: 0 P: 13	R: 0 E: 0 K: 0 S: 7	H: 1 LOB: 2 BB: 1 P: 16	R: 2 E: 0 K: 0 S: 10	H: 2 LOB: 0 BB: 1 P: 19	1B: 6 2B: 0 3B: 0 HR: 1	SF: 0 SAC: 0 DP: 1 HBP: 0	WP: 0 PB: 0 SB: 0 CS: 0	PA: 34		
<b>PITCHER</b>	IP WLS BF H R ER SO BB IBB HBP BLK WP HR S P ERA WHIP																					
48 Ross Detwiler, L ERA: 3.09	5.0	21	4	0	0	3	2	0	0	0	0	0	0	0	16	29	0.00	1.000				
35 Craig Stammen, R ERA: 1.42	2.0	H	8	1	0	0	1	0	0	0	0	0	0	16	29	0.00	1.000					
17 Sean Burnett, L ERA: 1.71	0.1	L	4	2	2	2	0	1	0	0	0	0	0	7	13	54.00	9.000					
52 Ryan Mattheus, R ERA: 1.93	0.2		1	0	0	0	0	0	0	0	0	0	0	3	6	0.00	0.000					



Batter	1	2	3	4	5	6	7	8	9	AB	R	H	RBI	BB	SO	LOB	TOP					
8 Danny Espinosa, S (1.4) OBP: 0.311, SLG: 0.368										3	0	0	0	0	0	3						
34 Bryce Harper, L (1.8) OBP: 0.361, SLG: 0.487										4	0	0	0	0	3	4						
11 Ryan Zimmerman, R (1.5) OBP: 0.288, SLG: 0.311										4	0	1	1	0	0	2						
38 Michael Morse, R (1.9) OBP: 0.239, SLG: 0.313										4	0	1	0	0	1	2						
25 Adam LaRoche, L (1.3) OBP: 0.333, SLG: 0.485										4	0	0	0	0	2	1						
20 Ian Desmond, R (1.6) OBP: 0.293, SLG: 0.444										4	0	1	0	0	2	1						
57 Tyler Moore, R (1.7) OBP: 0.396, SLG: 0.500										3	0	1	0	1	1	1						
26 Jesus Flores, R (1.2) OBP: 0.281, SLG: 0.345										4	2	3	0	0	0	2						
37 Stephen Strasburg, R (1.1) OBP: 0.375, SLG: 0.652										1	0	1	1	0	0	0						
1 Steve Lombardozzi, S (7. PH) OBP: 0.324, SLG: 0.335										1	0	0	0	0	1	0						
32 Tom Gorzelanny, R (7.1) OBP: 0.500, SLG: 0.500										0	0	0	0	0	0	0						
2 Roger Bernadina, L (9. PH) OBP: 0.317, SLG: 0.371										1	0	0	0	0	0	2						
<b>Inning Stats</b>	R: 0 E: 0 K: 0 S: 5	H: 0 LOB: 0 BB: 0 P: 9	R: 0 E: 0 K: 2 S: 9	H: 1 LOB: 1 BB: 0 P: 12	R: 1 E: 0 K: 1 S: 13	H: 2 LOB: 2 BB: 0 P: 20	R: 0 E: 0 K: 1 S: 9	H: 0 LOB: 0 BB: 0 P: 12	R: 1 E: 0 K: 1 S: 12	H: 2 LOB: 1 BB: 0 P: 13	R: 0 E: 0 K: 0 S: 12	H: 1 LOB: 2 BB: 1 P: 19	R: 0 E: 0 K: 2 S: 11	H: 0 LOB: 0 BB: 0 P: 14	R: 0 E: 0 K: 2 S: 9	H: 0 LOB: 0 BB: 0 P: 10	R: 0 E: 0 K: 1 S: 13	H: 2 LOB: 2 BB: 0 P: 21	1B: 4 2B: 3 3B: 1 HR: 0	SF: 0 SAC: 1 DP: 1 HBP: 2	WP: 0 PB: 0 SB: 0 CS: 0	PA: 37
<b>PITCHER</b>	IP	WLS	BF	H	R	ER	SO	BB	IBB	HBP	BLK	WP	HR	S	P	ERA	WHIP					
26 Jeff Francis, L (1.1) ERA: 7.23	5.0		21	5	2	2	5	0	0	2	0	0	0	48	66	3.60	1.000					
30 Josh Roenicke, R (6.1) ERA: 2.64	2.0	W	8	1	0	0	2	1	0	0	0	0	0	23	33	0.00	1.000					
34 Matt Belisle, R (8.1) ERA: 2.93	1.0	H	3	0	0	0	2	0	0	0	0	0	9	10	0.00	0.000						
63 Rafael Betancourt, R (9.1) ERA: 2.93	1.0	S	5	2	0	0	1	0	0	0	0	0	0	13	21	0.00	2.000					

Washington Nationals @ Colorado Rockies  
Coors Field, Denver, CO  
Mon Jun 25 2012, 6:43 PM - 9:23 PM MDT  
Att: 40,177 - Partly Cloudy - 100 F

AB	33
R	2
H	8
RBI	2
BB	1
SO	10
LOB	18




Batter	1	2	3	4	5	6	7	8	9	AB	R	H	RBI	BB	SO	LOB	BOTTOM				
Dexter Fowler, S (1.8) OBP: 0.376, SLG: 0.527										4	1	2	1	0	1	1					
19 Marco Scutaro, R (1.4) OBP: 0.328, SLG: 0.385										2	0	0	0	0	0	1					
10 Chris Nelson, R (6. FR) OBP: 0.350, SLG: 0.461										1	1	1	1	0	0	0					
5 Carlos González, L (1.7) OBP: 0.383, SLG: 0.599										4	0	1	1	0	3	1					
3 Michael Cuddyer, R (1.9) OBP: 0.313, SLG: 0.488										4	0	1	0	0	1	1					
17 Todd Helton, L (1.3) OBP: 0.342, SLG: 0.427										3	0	1	1	0	0	0					
22 Jordan Pacheco, R (1.5) OBP: 0.320, SLG: 0.396										3	0	0	0	1	1	1					
20 Wilin Rosario, R (1.2) OBP: 0.278, SLG: 0.516										4	1	1	0	0	2	3					
18 Jonathan Herrera, S (1.6) OBP: 0.276, SLG: 0.361										3	0	0	0	0	1	4					
26 Jeff Francis, L (1.1)										2	0	0	0	0	1	1					
30 Josh Roenicke, R (6.1)										0	0	0	0	0	0	0					
1 Eric Young Jr., S (7. PH) OBP: 0.350, SLG: 0.290										0	1	0	0	1	0	0					
34 Matt Belisle, R (8.1)										0	0	0	0	0	0	0					
63 Rafael Betancourt, R (9.1)										0	0	0	0	0	0	0					
<b>Inning Stats</b>	R: 0 E: 0 K: 1 S: 10	H: 0 LOB: 0 BB: 0 P: 16	R: 0 E: 0 K: 2 S: 10	H: 0 LOB: 0 BB: 0 P: 12	R: 1 E: 0 K: 0 S: 6	H: 2 LOB: 1 BB: 0 P: 10	R: 0 E: 0 K: 1 S: 10	H: 1 LOB: 1 BB: 0 P: 14	R: 0 E: 0 K: 3 S: 10	H: 0 LOB: 0 BB: 0 P: 13	R: 2 E: 0 K: 1 S: 19	H: 3 LOB: 3 BB: 1 P: 32	R: 1 E: 0 K: 2 S: 13	H: 1 LOB: 1 BB: 1 P: 20	R: 0 E: 0 K: 0 S: 6	H: 0 LOB: 0 BB: 0 P: 8	1B: 5 2B: 1 3B: 1 HR: 0	SF: 1 SAC: 0 DP: 0 HBP: 1	WP: 0 PB: 0 SB: 1 CS: 0	PA: 34	
<b>PITCHER</b>	IP	WLS	BF	H	R	ER	SO	BB	IBB	HBP	BLK	WP	HR	S	P	ERA	WHIP				
37 Stephen Strasburg, R (1.1) ERA: 2.6	6.0	L	26	6	3	3	8	0	1	1	0	0	0	65	97	4.50	1.000				
32 Tom Gorzelanny, L (7.1) ERA: 3.6	2.0		8	1	1	1	2	1	0	0	0	0	0	19	28	4.50	1.000				


Washington Nationals @ Colorado Rockies  
Coors Field, Denver, CO  
Mon Jun 25 2012, 6:43 PM - 9:23 PM MDT  
Att: 40,177 - Partly Cloudy - 100 F

AB	30
R	4
H	7
RBI	4
BB	2
SO	10
LOB	13





Batter	1	2	3	4	5	6	7	8	9	AB	R	H	RBI	BB	SO	LOB	TOP										
8 Danny Espinosa, S OBP: 0.308, SLG: 0.363	G5-3		11 2B 38 2B	FC5-4		G4-3	G3		F8	6	1	1	0	0	0	4	<p>Washington Nationals @ Colorado Rockies</p> <p>Coors Field, Denver, CO</p> <p>Tue Jun 26 2012, 6:41 PM - 9:49 PM MDT</p> <p>Att: 36,110 - Cloudy - 93 F</p> <p>livebaseballscorecards.com</p> <p>AB 45 R 12 H 21 RBI 12 BB 2 SO 8 LOB 17</p> 										
34 Bryce Harper, L OBP: 0.357, SLG: 0.490 35 Craig Stammen, R OBP: 0.322, SLG: 0.333 51 Michael Gonzalez, R OBP: 0.281, SLG: 0.399	G5-3		K		F9	F7		G3	G3	5	0	1	0	0	1	1											
11 Ryan Zimmerman, R OBP: 0.394, SLG: 0.335 24 Rick Ankiel, L OBP: 0.281, SLG: 0.399	G6-3		38 2B		25 BB 20 2B		F9-2-5			5	3	3	1	0	0	3											
38 Michael Morse, R OBP: 0.269, SLG: 0.352	G6-3		2B		20 2B	25 HR			57 FC6-4 1B	5	2	4	2	0	0	0											
25 Adam LaRoche, L OBP: 0.338, SLG: 0.510	HR		K		20 2B	57 HR			K	4	3	2	3	1	2	2											
20 Ian Desmond, R OBP: 0.301, SLG: 0.460	2B		57 1B		26 2B	57 HR			K	5	1	4	2	0	1	1											
57 Tyler Moore, R OBP: 0.396, SLG: 0.553	2B		26 2B		57 HR				K	5	1	2	3	0	2	3											
26 Jesus Flores, R OBP: 0.285, SLG: 0.354	G5-4-3		47 1B						P4	5	1	2	0	0	1	2											
47 Gio González, R OBP: 0.111, SLG: 0.154 7 Mark DeRosa, R OBP: 0.261, SLG: 0.132	G4-3		G4-3						2B	3	0	1	1	0	1	0											
Inning Stats	R: 0 E: 0 K: 0 S: 5	H: 0 LOB: 0 BB: 0 P: 8	R: 1 E: 0 K: 0 S: 11	H: 3 LOB: 1 BB: 0 P: 14	R: 2 E: 0 K: 2 S: 15	H: 3 LOB: 1 BB: 0 P: 20	R: 1 E: 0 K: 1 S: 16	H: 3 LOB: 1 BB: 0 P: 22	R: 5 E: 0 K: 2 S: 26	H: 4 LOB: 0 BB: 1 P: 41	R: 3 E: 0 K: 1 S: 18	H: 4 LOB: 1 BB: 0 P: 28	R: 0 E: 0 K: 0 S: 10	H: 2 LOB: 2 BB: 1 P: 15	R: 0 E: 0 K: 2 S: 8	H: 1 LOB: 1 BB: 0 P: 13		R: 0 E: 0 K: 0 S: 5	H: 1 LOB: 0 BB: 0 P: 7	1B: 10 2B: 8 3B: 0 HR: 4	SF: 0 SAC: 0 DP: 2 HBP: 0	WP: 0 PB: 0 SB: 0 CS: 0	PA: 47				
PITCHER	IP	WLS	BF	H	R	ER	SO	BB	IBB	HBP	BLK	WP	HR	S	P	ERA	WHIP										
53 Christian Friedrich, L ERA: 9.86	4.1	L	20	9	4	4	3	0	0	0	0	0	1	52	70	8.31	2.077										
56 Guillermo Moscoso, R ERA: 8.54	1.2		14	8	8	8	3	1	0	0	0	0	3	39	63	43.20	5.400										
54 Zach Putnam, R ERA:	1.0		5	2	0	0	0	1	0	0	0	0	0	10	15	0.00	3.000										
51 Matt Reynolds, L ERA: 3.38	2.0		8	2	0	0	2	0	0	0	0	0	0	13	20	0.00	1.000										

Batter	1	2	3	4	5	6	7	8	9	AB	R	H	RBI	BB	SO	LOB	BOTTOM										
Dexter Fowler, S OBP: 0.377, SLG: 0.539	L9		K		HR		K		22 G4-3 1B	5	1	2	1	0	2	0	<p>Washington Nationals @ Colorado Rockies</p> <p>Coors Field, Denver, CO</p> <p>Tue Jun 26 2012, 6:41 PM - 9:49 PM MDT</p> <p>Att: 36,110 - Cloudy - 93 F</p> <p>livebaseballscorecards.com</p> <p>AB 39 R 5 H 12 RBI 4 BB 1 SO 11 LOB 17</p> 										
22 Jordan Pacheco, R OBP: 0.328, SLG: 0.402	F8		5 2B		3 E		41 FC5 21 1B		G4-3	5	1	3	0	0	0	1											
5 Carlos González, L OBP: 0.386, SLG: 0.603 21 Tyler Colvin, L OBP: 0.322, SLG: 0.539	1B		17 1B		K		41 FC5 1B		K	3	1	2	1	0	1	1											
3 Michael Cuddyer, R OBP: 0.316, SLG: 0.486 51 Matt Reynolds, L OBP: 0.398, SLG: 0.362	1B		17 1B		FC5		K		G4-3	3	1	1	0	1	1	3											
17 Todd Helton, L OBP: 0.342, SLG: 0.426 54 Zach Putnam, R OBP: 0.367, SLG: 0.483	K		E8		G4-6-3		FC5			3	0	1	1	0	1	4											
10 Chris Nelson, R OBP: 0.347, SLG: 0.455	L9		F9		K		K		20 FC5-4 1B	4	0	1	0	0	1	1											
20 Wilin Rosario, R OBP: 0.272, SLG: 0.503	K		F8		G6-3		FC5-4		18 DI 1B	4	0	0	0	0	1	1											
18 Jonathan Herrera, S OBP: 0.275, SLG: 0.391	G3-1		L7		K		K		K	4	1	1	1	0	1	1											
53 Christian Friedrich, R OBP: 0.178, SLG: 0.067 56 Guillermo Moscoso, R OBP: 0.333, SLG: 0.500 1 Eric Young Jr., S OBP: 0.347, SLG: 0.282	K		K		K		F8		G3	2	0	0	0	0	2	0											
Inning Stats	R: 0 E: 0 K: 1 S: 10	H: 2 LOB: 2 BB: 0 P: 16	R: 0 E: 0 K: 1 S: 7	H: 0 LOB: 0 BB: 0 P: 11	R: 3 E: 1 K: 2 S: 18	H: 3 LOB: 1 BB: 1 P: 35	R: 0 E: 0 K: 1 S: 7	H: 0 LOB: 0 BB: 0 P: 7	R: 1 E: 0 K: 1 S: 15	H: 2 LOB: 1 BB: 0 P: 21	R: 1 E: 0 K: 1 S: 8	H: 1 LOB: 0 BB: 0 P: 12	R: 0 E: 0 K: 2 S: 11	H: 2 LOB: 2 BB: 0 P: 15	R: 0 E: 0 K: 1 S: 9	H: 1 LOB: 1 BB: 0 P: 12		R: 0 E: 0 K: 1 S: 8	H: 1 LOB: 1 BB: 0 P: 10	1B: 9 2B: 1 3B: 0 HR: 2	SF: 0 SAC: 0 DP: 1 HBP: 0	WP: 0 PB: 0 SB: 0 CS: 0	PA: 40				
PITCHER	IP	WLS	BF	H	R	ER	SO	BB	IBB	HBP	BLK	WP	HR	S	P	ERA	WHIP										
47 Gio González, L ERA: 2.78	6.0	W	27	8	5	4	7	1	0	0	0	0	0	20	27	0.00	1.500										
35 Craig Stammen, R ERA: 1.35	2.0		9	3	0	0	3	0	0	0	0	0	0	20	27	0.00	1.500										
51 Michael Gonzalez, L ERA:	1.0		4	1	0	0	1	0	0	0	0	0	0	8	10	0.00	1.000										



Batter	1	2	3	4	5	6	7	8	9	AB	R	H	RBI	BB	SO	LOB	TOP					
8 Danny Espinosa, S OBP: 0.306, SLG: 0.360	L7	F8	F8			E4	L7			5	0	1	1	0	0	3						
34 Bryce Harper, L OBP: 0.358, SLG: 0.483	G4-3	G4-6-3				G6-3		G4-3		5	2	2	0	0	0	3						
11 Ryan Zimmerman, R OBP: 0.300, SLG: 0.354	G4-3					F7				4	1	2	3	1	0	0						
38 Michael Morse, R OBP: 0.276, SLG: 0.355	K									5	1	2	0	0	0	1						
40 Chien-Ming Wang, R										0	0	0	0	0	0	0						
51 Michael Gonzalez, R										0	0	0	0	0	0	0						
52 Ryan Mattheus, R										0	0	0	0	0	0	0						
20 Ian Desmond, R OBP: 0.302, SLG: 0.472	L6									5	2	2	1	0	2	3						
7 Mark DeRosa, R OBP: 0.280, SLG: 0.128										1	2	0	1	2	0	2						
2 Roger Bernadina, L OBP: 0.314, SLG: 0.368										1	0	0	0	0	1	0						
57 Tyler Moore, R OBP: 0.414, SLG: 0.635										5	2	3	2	0	1	1						
23 Jhonatan Solano, R OBP: 0.429, SLG: 0.700										4	1	2	3	1	0	1						
27 Jordan Zimmermann, R OBP: 0.333, SLG: 0.440										3	0	0	0	1	0	2						
24 Rex Ankiel, L OBP: 0.250, SLG: 0.396										1	0	0	0	0	1	1						
<b>Inning Stats</b>	R: 1 E: 0 K: 1 S: 12	H: 1 LOB: 0 BB: 0 P: 23	R: 3 E: 1 K: 0 S: 15	H: 2 LOB: 1 BB: 2 P: 28	R: 4 E: 0 K: 0 S: 18	H: 4 LOB: 1 BB: 1 P: 33	R: 1 E: 0 K: 1 S: 14	H: 3 LOB: 1 BB: 0 P: 19	R: 0 E: 1 K: 0 S: 6	H: 0 LOB: 0 BB: 0 P: 5	R: 0 E: 1 K: 0 S: 6	H: 0 LOB: 0 BB: 0 P: 11	R: 2 E: 0 K: 1 S: 15	H: 3 LOB: 2 BB: 1 P: 25	R: 0 E: 0 K: 1 S: 7	H: 0 LOB: 1 BB: 1 P: 13	R: 0 E: 0 K: 2 S: 9	H: 1 LOB: 1 BB: 0 P: 9	1B: 6 2B: 5 3B: 0 HR: 3	SF: 1 SAC: 0 DP: 3 HBP: 0	WP: 0 PB: 0 CS: 1	PA: 45
<b>PITCHER</b>	IP WLS BF H R ER SO BB IBB HBP BLK WP HR S P ERA WHIP																					
46 Edwar Cabrera, L ERA: 19.29	2.1 L 15 5 7 5 1 3 0 0 0 0 0 3 33 65 19.29 3.429																					
51 Matt Reynolds, L ERA: 3.95	3.1 0.2 4 2 1 1 0 0 0 0 0 0 0 12 19 13.50 3.000																					
15 Jeremy Guthrie, R ERA: 6.36	4.1 4.0 18 6 3 3 2 1 0 0 0 0 0 39 60 6.75 1.750																					
37 Adam Ottavino, R ERA: 3.68	8.1 1.0 4 0 0 0 1 1 0 0 0 0 0 7 13 0.00 1.000																					
49 Rex Brothers, L ERA: 3.67	9.1 1.0 4 1 0 0 2 0 0 0 0 0 0 9 9 0.00 1.000																					

Washington Nationals @ Colorado Rockies  
Coors Field, Denver, CO  
Wed Jun 27 2012, 6:42 PM - 9:46 PM MDT  
Att: 36,045 - Cloudy - 75 F

AB	39
R	11
H	14
RBI	11
BB	5
SO	6
LOB	17



Batter	1	2	3	4	5	6	7	8	9	AB	R	H	RBI	BB	SO	LOB	BOTTOM					
Dexter Fowler, S OBP: 0.381, SLG: 0.543	G6-3									4	1	2	1	1	0	3						
19 Marco Scutaro, R OBP: 0.325, SLG: 0.386	G5-3									5	0	2	2	0	0	4						
5 Carlos González, L OBP: 0.389, SLG: 0.605	G3-1									4	1	2	0	1	0	2						
3 Michael Cuddyer, R OBP: 0.310, SLG: 0.477	K									5	0	0	0	0	1	7						
21 Tyler Colvin, L OBP: 0.325, SLG: 0.541	F9									5	1	2	1	0	0	0						
22 Jordan Pacheco, R OBP: 0.335, SLG: 0.405										4	0	2	1	1	0	2						
10 Chris Nelson, R OBP: 0.338, SLG: 0.441	G5-4-3									4	0	0	0	0	0	3						
20 Wilin Rosario, R OBP: 0.271, SLG: 0.497	G5-4-3									4	1	1	0	0	1	3						
46 Edwar Cabrera, L										0	0	0	0	0	0	0						
51 Matt Reynolds, L										0	0	0	0	0	0	0						
1 Eric Young Jr., S										1	0	1	0	0	0	0						
15 Jeremy Guthrie, R										1	0	1	0	0	0	0						
41 Wil Nieves, R										1	0	1	0	0	0	0						
37 Adam Ottavino, S										0	0	0	0	0	0	0						
49 Rex Brothers, L										0	0	0	0	0	0	0						
18 Jonathan Herrera, S										0	0	0	0	0	0	0						
<b>Inning Stats</b>	R: 0 E: 0 K: 1 S: 11	H: 0 LOB: 1 BB: 1 P: 19	R: 0 E: 0 K: 0 S: 5	H: 0 LOB: 0 BB: 1 P: 10	R: 1 E: 0 K: 0 S: 12	H: 4 LOB: 2 BB: 0 P: 16	R: 0 E: 1 K: 0 S: 9	H: 1 LOB: 1 BB: 0 P: 13	R: 0 E: 0 K: 0 S: 9	H: 1 LOB: 2 BB: 1 P: 15	R: 0 E: 0 K: 0 S: 5	H: 0 LOB: 0 BB: 0 P: 7	R: 0 E: 0 K: 1 S: 10	H: 2 LOB: 1 BB: 0 P: 15	R: 2 E: 1 K: 1 S: 13	H: 3 LOB: 1 BB: 0 P: 20	R: 2 E: 0 K: 0 S: 19	H: 3 LOB: 2 BB: 1 P: 27	1B: 11 2B: 3 3B: 0 HR: 0	SF: 0 SAC: 0 DP: 4 HBP: 0	WP: 0 PB: 0 CS: 0	PA: 42
<b>PITCHER</b>	IP WLS BF H R ER SO BB IBB HBP BLK WP HR S P ERA WHIP																					
27 Jordan Zimmermann, R ERA: 2.77	7.0 W 29 8 1 1 1 3 0 0 0 0 0 0 61 95 1.29 1.571																					
40 Chien-Ming Wang, R ERA: 6.65	1.0 6 3 2 2 1 0 0 0 0 0 0 0 13 20 18.00 3.000																					
51 Michael Gonzalez, L ERA: 2.25	0.1 4 2 2 2 0 1 0 0 0 0 0 0 10 16 54.00 9.000																					
52 Ryan Mattheus, R ERA: 1.88	0.2 3 1 0 0 0 0 0 0 0 0 0 0 9 11 0.00 1.500																					

Washington Nationals @ Colorado Rockies  
Coors Field, Denver, CO  
Wed Jun 27 2012, 6:42 PM - 9:46 PM MDT  
Att: 36,045 - Cloudy - 75 F

AB	38
R	5
H	14
RBI	5
BB	4
SO	2
LOB	24










Batter	1	2	3	4	5	6	7	8	9	AB	R	H	RBI	BB	SO	LOB	TOP							
1 Steve Lombardozzi, S OBP: 0.319, SLG: 0.535 17 Sean Burnett, L 36 Tyler Clippard, R										4	0	1	0	0	0	2	Washington Nationals @ Atlanta Braves Turner Field, Atlanta, GA Fri Jun 29 2012, 7:38 PM - 10:51 PM EDT Att: 32,299 - Clear - 101 F							
34 Bryce Harper, L OBP: 0.354, SLG: 0.486										5	0	1	0	0	2	4								
11 Ryan Zimmerman, R OBP: 0.299, SLG: 0.351										5	0	2	0	0	1	1								
25 Adam LaRoche, L OBP: 0.330, SLG: 0.496										5	1	0	0	0	3	4								
38 Michael Morse, R OBP: 0.308, SLG: 0.441 24 Rick Ankiel, L OBP: 0.282, SLG: 0.397										4	3	4	1	0	0	0								
20 Ian Desmond, R OBP: 0.303, SLG: 0.481										4	0	1	2	0	1	3								
8 Danny Espinosa, S OBP: 0.306, SLG: 0.361										4	0	1	0	0	1	0								
26 Jesus Flores, R OBP: 0.287, SLG: 0.385										4	1	2	1	0	1	2								
48 Ross Detwiler, R OBP: 0.111, SLG: 0.059 2 Roger Bernadina, L OBP: 0.325, SLG: 0.380										3	0	1	1	0	1	0								
<b>Inning Stats</b>	R: 0 E: 0 K: 0 S: 14	H: 2 LOB: 1 BB: 0 P: 23	R: 1 E: 0 K: 2 S: 17	H: 3 LOB: 2 BB: 0 P: 27	R: 2 E: 2 K: 1 S: 13	H: 2 LOB: 1 BB: 0 P: 18	R: 1 E: 0 K: 0 S: 14	H: 1 LOB: 0 BB: 0 P: 22	R: 0 E: 0 K: 1 S: 10	H: 0 LOB: 0 BB: 0 P: 15	R: 0 E: 0 K: 1 S: 9	H: 1 LOB: 1 BB: 0 P: 15	R: 1 E: 0 K: 2 S: 15	H: 3 LOB: 3 BB: 1 P: 23	R: 0 E: 0 K: 2 S: 11	H: 1 LOB: 1 BB: 0 P: 18		1B: 11 2B: 2 3B: 0 HR: 2	SF: 0 SAC: 0 DP: 1 HBP: 0	WP: 0 PB: 0 SB: 0 CS: 0	PA: 41			
<b>PITCHER</b>	IP: 4.0 WLS: 1.0 BF: 5 ERA: 4.50	WLS: 2.0 BF: 7 ERA: 5.4	WLS: 0.2 BF: 4 ERA: 4.11	WLS: 1.1 BF: 6 ERA: 3.86	IP: 4.0 WLS: 1.0 BF: 5 ERA: 4.42	IP: 5.0 WLS: 2.0 BF: 7 ERA: 4.42	IP: 6.1 WLS: 2.0 BF: 7 ERA: 4.11	IP: 8.1 WLS: 1.1 BF: 6 ERA: 3.86	IP: 4.0 WLS: 1.0 BF: 5 ERA: 4.50	IP: 5.0 WLS: 2.0 BF: 7 ERA: 5.4	IP: 6.1 WLS: 2.0 BF: 7 ERA: 4.11	IP: 8.1 WLS: 1.1 BF: 6 ERA: 3.86	IP: 4.0 WLS: 1.0 BF: 5 ERA: 4.50	IP: 5.0 WLS: 2.0 BF: 7 ERA: 5.4	IP: 6.1 WLS: 2.0 BF: 7 ERA: 4.11	IP: 8.1 WLS: 1.1 BF: 6 ERA: 3.86	IP: 4.0 WLS: 1.0 BF: 5 ERA: 4.50	IP: 5.0 WLS: 2.0 BF: 7 ERA: 5.4	IP: 6.1 WLS: 2.0 BF: 7 ERA: 4.11	IP: 8.1 WLS: 1.1 BF: 6 ERA: 3.86	IP: 4.0 WLS: 1.0 BF: 5 ERA: 4.50	IP: 5.0 WLS: 2.0 BF: 7 ERA: 5.4	IP: 6.1 WLS: 2.0 BF: 7 ERA: 4.11	IP: 8.1 WLS: 1.1 BF: 6 ERA: 3.86

AB	40
R	5
H	15
RBI	5
BB	1
SO	10
LOB	16



Batter	1	2	3	4	5	6	7	8	9	AB	R	H	RBI	BB	SO	LOB	BOTTOM							
24 Michael Bourn, L OBP: 0.349, SLG: 0.438										4	0	1	1	0	0	4	Washington Nationals @ Atlanta Braves Turner Field, Atlanta, GA Fri Jun 29 2012, 7:38 PM - 10:51 PM EDT Att: 32,299 - Clear - 101 F							
19 Andreton Simmons, R OBP: 0.348, SLG: 0.512										5	1	1	2	0	0	7								
22 Jason Heyward, L OBP: 0.343, SLG: 0.502										4	0	0	0	0	1	0								
10 Chipper Jones, S OBP: 0.372, SLG: 0.450										4	0	1	0	0	0	0								
16 Brian McCann, L OBP: 0.299, SLG: 0.391										4	0	0	0	0	2	1								
23 Matt Diaz, R OBP: 0.291, SLG: 0.351										4	0	1	0	0	0	1								
5 Freddie Freeman, L OBP: 0.314, SLG: 0.445										2	1	1	0	1	0	1								
2 Jack Wilson, R OBP: 0.200, SLG: 0.224 32 Chad Durbin, R 39 Jonny Venters, L 20 Eric Hinske, L OBP: 0.274, SLG: 0.292										3	1	1	0	0	0	2								
40 Randall Delgado, R 50 Cristhian Martinez, R 25 Juan Francisco, L 38 Anthony Varvaro, R 14 Martin Prado, R										0	0	0	0	0	0	0								
<b>Inning Stats</b>	R: 0 E: 0 K: 0 S: 9	H: 0 LOB: 0 BB: 0 P: 13	R: 0 E: 0 K: 1 S: 8	H: 0 LOB: 0 BB: 0 P: 12	R: 0 E: 0 K: 0 S: 9	H: 1 LOB: 2 BB: 1 P: 16	R: 0 E: 0 K: 0 S: 7	H: 0 LOB: 0 BB: 0 P: 9	R: 0 E: 1 K: 0 S: 11	H: 1 LOB: 3 BB: 0 P: 17	R: 0 E: 0 K: 0 S: 5	H: 0 LOB: 0 BB: 0 P: 7	R: 4 E: 0 K: 1 S: 18	H: 3 LOB: 0 BB: 0 P: 26	R: 0 E: 0 K: 1 S: 9	H: 1 LOB: 0 BB: 0 P: 15		R: 0 E: 0 K: 0 S: 9	H: 1 LOB: 2 BB: 1 P: 18	1B: 4 2B: 2 3B: 0 HR: 1	SF: 1 SAC: 1 DP: 1 HBP: 2	WP: 0 PB: 0 SB: 0 CS: 0	PA: 38	
<b>PITCHER</b>	IP: 6.2 WLS: 1.1 BF: 4 ERA: 3.3	IP: 1.1 WLS: 0.0 BF: 1 ERA: 1.57	IP: 1.0 WLS: 0.0 BF: 1 ERA: 1.89	IP: 0.2 WLS: 0.0 BF: 1 ERA: 0.64	IP: 6.2 WLS: 1.1 BF: 4 ERA: 3.3	IP: 1.1 WLS: 0.0 BF: 1 ERA: 1.57	IP: 1.0 WLS: 0.0 BF: 1 ERA: 1.89	IP: 0.2 WLS: 0.0 BF: 1 ERA: 0.64	IP: 6.2 WLS: 1.1 BF: 4 ERA: 3.3	IP: 1.1 WLS: 0.0 BF: 1 ERA: 1.57	IP: 1.0 WLS: 0.0 BF: 1 ERA: 1.89	IP: 0.2 WLS: 0.0 BF: 1 ERA: 0.64	IP: 6.2 WLS: 1.1 BF: 4 ERA: 3.3	IP: 1.1 WLS: 0.0 BF: 1 ERA: 1.57	IP: 1.0 WLS: 0.0 BF: 1 ERA: 1.89	IP: 0.2 WLS: 0.0 BF: 1 ERA: 0.64	IP: 6.2 WLS: 1.1 BF: 4 ERA: 3.3	IP: 1.1 WLS: 0.0 BF: 1 ERA: 1.57	IP: 1.0 WLS: 0.0 BF: 1 ERA: 1.89	IP: 0.2 WLS: 0.0 BF: 1 ERA: 0.64	IP: 6.2 WLS: 1.1 BF: 4 ERA: 3.3	IP: 1.1 WLS: 0.0 BF: 1 ERA: 1.57	IP: 1.0 WLS: 0.0 BF: 1 ERA: 1.89	IP: 0.2 WLS: 0.0 BF: 1 ERA: 0.64

AB	32
R	4
H	7
RBI	4
BB	2
SO	3
LOB	17





Batter	1	2	3	4	5	6	7	8	9	AB	R	H	RBI	BB	SO	LOB	TOP																					
8 Danny Espinosa, S OBP: 0.304, SLG: 0.362										5	1	1	0	0	1	4	Washington Nationals @ Atlanta Braves Turner Field, Atlanta, GA Sat Jun 30 2012, 4:10 PM - 7:22 PM EDT Att. 26,491 - Sunny - 104 F																					
34 Bryce Harper, L OBP: 0.347, SLG: 0.475										5	0	0	0	0	0	1																						
11 Ryan Zimmerman, R (1.5) OBP: 0.297, SLG: 0.345										4	0	0	1	1	1	0																						
38 Michael Morse, R (1.9) OBP: 0.313, SLG: 0.439										5	1	2	0	0	1	0																						
25 Adam LaRoche, L (1.3) OBP: 0.338, SLG: 0.506										3	2	2	1	2	1	0																						
20 Ian Desmond, R (1.6) OBP: 0.305, SLG: 0.483										3	1	1	0	1	0	4																						
57 Tyler Moore, R (1.7) OBP: 0.418, SLG: 0.593										3	0	1	1	1	1	1																						
26 Jesus Flores, R (1.2) OBP: 0.292, SLG: 0.384										3	0	1	1	1	1	3																						
37 Stephen Strasburg, R (1.1) OBP: 0.420, SLG: 0.663										1	0	1	1	1	0	0																						
40 Chien-Ming Wang, R (4.1) ERA: 7.61										2	2	1	1	3	0	0																						
24 Rick Ankiel, L (6.0) ERA: 4.06										2	1	1	1	2	1	1																						
32 Tom Gorzelanny, R (6.1) ERA: 3.99										4	1	1	1	1	1	3																						
2 Roger Bernadina, L (8.0) ERA: 3.18										3	1	1	1	0	0	4																						
7 Mark DeRosa, R (8.0) ERA: 3.18										3	1	1	1	0	0	4																						
51 Michael Gonzalez, R (8.1) ERA: 1.93										3	1	1	1	0	0	4																						
Inning Stats	R: 1 E: 0 K: 0 S: 9	H: 1 LOB: 0 BB: 0 P: 15	R: 1 E: 0 K: 0 S: 12	H: 2 LOB: 2 BB: 1 P: 22	R: 0 E: 0 K: 0 S: 5	H: 1 LOB: 2 BB: 2 P: 14	R: 0 E: 0 K: 2 S: 10	H: 0 LOB: 0 BB: 1 P: 17	R: 0 E: 0 K: 0 S: 7	H: 0 LOB: 0 BB: 0 P: 8	R: 2 E: 0 K: 1 S: 15	H: 3 LOB: 1 BB: 2 P: 22	R: 1 E: 0 K: 1 S: 20	H: 2 LOB: 3 BB: 2 P: 33	R: 0 E: 0 K: 1 S: 8	H: 0 LOB: 0 BB: 0 P: 13	R: 0 E: 0 K: 2 S: 11	H: 0 LOB: 0 BB: 0 P: 14	1B: 5 2B: 4 3B: 0 HR: 0	SF: 0 SAC: 0 DP: 2 HBP: 0	WP: 1 PB: 0 SB: 0 CS: 0	PA: 41																
PITCHER	IP	WLS	BF	H	R	ER	SO	BB	IBB	HBP	BLK	WP	HR	S	P	ERA	WHIP	PITCHER	IP	WLS	BF	H	R	ER	SO	BB	IBB	HBP	BLK	WP	HR	S	P	ERA	WHIP			
36 Mike Minor, L (1.1) ERA: 6.2	5.0	W	24	5	4	4	2	4	1	0	0	0	0	47	85	7.20	1.800	36 Mike Minor, L (1.1) ERA: 6.2	5.0	W	24	5	4	4	2	4	1	0	0	0	0	47	85	7.20	1.800			
54 Kris Medlen, R (6.1) ERA: 3.32	1.2	H	8	4	1	1	2	0	0	0	0	1	0	23	29	5.40	2.400	54 Kris Medlen, R (6.1) ERA: 3.32	1.2	H	8	4	1	1	2	0	0	0	0	1	0	23	29	5.40	2.400			
32 Chad Durbin, R (7.1) ERA: 4.06	0.1	H	3	0	0	0	0	2	0	0	0	0	0	8	17	0.00	6.000	32 Chad Durbin, R (7.1) ERA: 4.06	0.1	H	3	0	0	0	0	2	0	0	0	0	0	8	17	0.00	6.000			
34 Eric O'Flaherty, L (8.1) ERA: 3.18	1.0	H	3	0	0	0	1	0	0	0	0	0	0	8	13	0.00	0.000	34 Eric O'Flaherty, L (8.1) ERA: 3.18	1.0	H	3	0	0	0	1	0	0	0	0	8	13	0.00	0.000					
46 Craig Kimbrel, R (9.1) ERA: 1.5	1.0	S	3	0	0	0	2	0	0	0	0	0	0	11	14	0.00	0.000	46 Craig Kimbrel, R (9.1) ERA: 1.5	1.0	S	3	0	0	0	2	0	0	0	0	11	14	0.00	0.000					
Batter	1	2	3	4	5	6	7	8	9	AB	R	H	RBI	BB	SO	LOB	BOTTOM																					
24 Michael Bourn, L (1.8) OBP: 0.355, SLG: 0.442										2	2	1	1	3	0	0	Washington Nationals @ Atlanta Braves Turner Field, Atlanta, GA Sat Jun 30 2012, 4:10 PM - 7:22 PM EDT Att. 26,491 - Sunny - 104 F																					
14 Martin Prado, R (1.7) OBP: 0.387, SLG: 0.467										2	1	1	1	2	1	1																						
22 Jason Heyward, L (1.9) OBP: 0.344, SLG: 0.502										4	1	1	1	1	1	3																						
5 Freddie Freeman, L (1.3) OBP: 0.313, SLG: 0.444										3	1	1	1	0	0	4																						
26 Dan Uggla, R (1.4) OBP: 0.363, SLG: 0.414										4	0	1	1	0	1	3																						
16 Brian McCann, L (1.2) OBP: 0.295, SLG: 0.385										4	0	0	0	0	0	2																						
19 Andrelton Simmons, R (1.6) OBP: 0.365, SLG: 0.522										4	1	3	1	0	0	0																						
25 Juan Francisco, L (1.5) OBP: 0.250, SLG: 0.414										4	1	1	1	0	2	2																						
36 Mike Minor, R (1.1) ERA: 2.81	3.0	L	15	2	3	3	4	4	0	0	0	0	0	0	0	0		36 Mike Minor, R (1.1) ERA: 2.81	3.0	L	15	2	3	3	4	4	0	0	0	0	0	0	0	0	0	0	0	0
40 Chien-Ming Wang, R (4.1) ERA: 7.61	2.0	L	11	5	4	4	0	0	0	0	0	0	0	1	0	24		38	18.00	2.500	40 Chien-Ming Wang, R (4.1) ERA: 7.61	2.0	L	11	5	4	4	0	0	0	0	1	0	24	38	18.00	2.500	
32 Tom Gorzelanny, L (6.1) ERA: 3.99	2.0	R	9	2	0	0	1	1	0	0	0	0	0	0	17	30	0.00	1.500	32 Tom Gorzelanny, L (6.1) ERA: 3.99	2.0	R	9	2	0	0	1	1	0	0	0	17	30	0.00	1.500				
51 Michael Gonzalez, L (8.1) ERA: 1.93	1.0	R	4	0	0	0	2	1	0	0	0	0	0	0	13	20	0.00	1.000	51 Michael Gonzalez, L (8.1) ERA: 1.93	1.0	R	4	0	0	0	2	1	0	0	13	20	0.00	1.000					
Inning Stats	R: 0 E: 0 K: 2 S: 13	H: 0 LOB: 2 BB: 2 P: 24	R: 0 E: 0 K: 1 S: 12	H: 0 LOB: 0 BB: 0 P: 19	R: 3 E: 0 K: 1 S: 11	H: 2 LOB: 1 BB: 2 P: 24	R: 3 E: 0 K: 0 S: 14	H: 3 LOB: 0 BB: 0 P: 23	R: 1 E: 0 K: 0 S: 10	H: 2 LOB: 1 BB: 0 P: 15	R: 0 E: 0 K: 0 S																											







Batter	1	2	3	4	5	6	7	8	9	AB	R	H	RBI	BB	SO	LOB	TOP							
7 <b>Grégor Blanco, L</b> OBP: 0.342, SLG: 0.385 (1,9)										5	0	3	2	0	1	1	<p>San Francisco Giants @ Washington Nationals Nationals Park, Washington, DC Tue Jul 03 2012, 6:39 PM - 11:09 PM EDT Att: 36,985 - Clear - 94 F</p> <p>livebaseballscorecards.com</p>							
5 <b>Ryan Theriot, R</b> OBP: 0.305, SLG: 0.311 (1,4)										5	0	0	0	0	2	6								
53 <b>Melky Cabrera, S</b> OBP: 0.394, SLG: 0.516 51 <b>Justin Christian, R</b> OBP: 0.143, SLG: 0.143 (1,7)										3	0	1	0	0	1	3								
28 <b>Buster Posey, R</b> OBP: 0.366, SLG: 0.475 34 <b>Clay Hensley, R</b> (6,1)										3	0	0	0	0	1	4								
31 <b>Brad Penny, R</b> (7,1)										0	0	0	0	0	0	0								
13 <b>Joaquín Arias, R</b> OBP: 0.288, SLG: 0.325 (8,PH)										0	0	0	0	0	0	0								
48 <b>Pablo Sandoval, S</b> OBP: 0.363, SLG: 0.477 2 <b>Emmanuel Burriss, S</b> OBP: 0.278, SLG: 0.254 49 <b>Javier López, L</b> (8,1)										2	0	1	0	0	0	1								
16 <b>Ángel Pagán, S</b> OBP: 0.338, SLG: 0.413 70 <b>George Kontos, R</b> (4,1)										2	0	0	0	0	0	2								
9 <b>Brandon Belt, L</b> OBP: 0.373, SLG: 0.443 (6,3)										0	0	0	0	0	0	0								
29 <b>Héctor Sánchez, S</b> OBP: 0.254, SLG: 0.351 (1,2)										4	1	0	0	0	3	2								
35 <b>Brandon Crawford, L</b> OBP: 0.289, SLG: 0.335 (1,6)										4	1	3	0	0	0	1								
55 <b>Tim Lincecum, L</b> OBP: 0.208, SLG: 0.136 12 <b>Nate Schierholtz, L</b> OBP: 0.315, SLG: 0.358 (4,9)										1	0	0	0	0	1	0								
<b>Inning Stats</b>	R: 0 E: 0 K: 1 S: 10	H: 1 LOB: 1 BB: 0 P: 12	R: 0 E: 0 K: 1 S: 16	H: 1 LOB: 1 BB: 0 P: 21	R: 0 E: 0 K: 1 S: 8	H: 0 LOB: 0 BB: 0 P: 9	R: 0 E: 0 K: 1 S: 12	H: 1 LOB: 1 BB: 0 P: 18	R: 2 E: 1 K: 1 S: 16	H: 3 LOB: 2 BB: 0 P: 22	R: 0 E: 0 K: 2 S: 8	H: 0 LOB: 0 BB: 0 P: 11	R: 0 E: 0 K: 1 S: 10	H: 2 LOB: 1 BB: 0 P: 15	R: 1 E: 0 K: 1 S: 13	H: 1 LOB: 1 BB: 1 P: 20	R: 0 E: 0 K: 2 S: 11	H: 1 LOB: 1 BB: 0 P: 17	1B: 8 2B: 2 3B: 0 HR: 0	SF: 1 SAC: 0 DP: 1 HBP: 0	WP: 0 PB: 0 SB: 1 CS: 0	PA: 38		
<b>PITCHER</b>	IP WLS BF H R ER SO BB IBB HBP BLK WP HR S P ERA WHIP	IP WLS BF H R ER SO BB IBB HBP BLK WP HR S P ERA WHIP	IP WLS BF H R ER SO BB IBB HBP BLK WP HR S P ERA WHIP	IP WLS BF H R ER SO BB IBB HBP BLK WP HR S P ERA WHIP	IP WLS BF H R ER SO BB IBB HBP BLK WP HR S P ERA WHIP	IP WLS BF H R ER SO BB IBB HBP BLK WP HR S P ERA WHIP	IP WLS BF H R ER SO BB IBB HBP BLK WP HR S P ERA WHIP	IP WLS BF H R ER SO BB IBB HBP BLK WP HR S P ERA WHIP	IP WLS BF H R ER SO BB IBB HBP BLK WP HR S P ERA WHIP	IP WLS BF H R ER SO BB IBB HBP BLK WP HR S P ERA WHIP	IP WLS BF H R ER SO BB IBB HBP BLK WP HR S P ERA WHIP	IP WLS BF H R ER SO BB IBB HBP BLK WP HR S P ERA WHIP	IP WLS BF H R ER SO BB IBB HBP BLK WP HR S P ERA WHIP	IP WLS BF H R ER SO BB IBB HBP BLK WP HR S P ERA WHIP	IP WLS BF H R ER SO BB IBB HBP BLK WP HR S P ERA WHIP	IP WLS BF H R ER SO BB IBB HBP BLK WP HR S P ERA WHIP	IP WLS BF H R ER SO BB IBB HBP BLK WP HR S P ERA WHIP	IP WLS BF H R ER SO BB IBB HBP BLK WP HR S P ERA WHIP	IP WLS BF H R ER SO BB IBB HBP BLK WP HR S P ERA WHIP	IP WLS BF H R ER SO BB IBB HBP BLK WP HR S P ERA WHIP	IP WLS BF H R ER SO BB IBB HBP BLK WP HR S P ERA WHIP	IP WLS BF H R ER SO BB IBB HBP BLK WP HR S P ERA WHIP	IP WLS BF H R ER SO BB IBB HBP BLK WP HR S P ERA WHIP	IP WLS BF H R ER SO BB IBB HBP BLK WP HR S P ERA WHIP

Batter	1	2	3	4	5	6	7	8	9	AB	R	H	RBI	BB	SO	LOB	BOTTOM							
1 <b>Steve Lombardozzi, S</b> OBP: 0.323, SLG: 0.337 (1,7)										4	2	1	0	1	0	3	<p>San Francisco Giants @ Washington Nationals Nationals Park, Washington, DC Tue Jul 03 2012, 6:39 PM - 11:09 PM EDT Att: 36,985 - Clear - 94 F</p> <p>livebaseballscorecards.com</p>							
34 <b>Byron Harper, L</b> OBP: 0.348, SLG: 0.478 (1,8)										5	1	2	1	0	1	1								
11 <b>Ryan Zimmerman, R</b> OBP: 0.304, SLG: 0.364 24 <b>Rick Ankiel, L</b> OBP: 0.280, SLG: 0.391 (9,9)										4	2	1	0	1	1	2								
38 <b>Michael Morse, R</b> OBP: 0.306, SLG: 0.417 51 <b>Michael Gonzalez, R</b> OBP: 0.283, SLG: 0.370 63 <b>Henry Alberto Rodríguez, R</b> OBP: 0.283, SLG: 0.370 (1,9)										5	0	1	2	0	1	3								
25 <b>Adam LaRoche, L</b> OBP: 0.334, SLG: 0.504 (1,3)										3	1	1	2	0	1	0								
20 <b>Ian Desmond, R</b> OBP: 0.310, SLG: 0.494 (1,6)										4	2	2	2	0	1	1								
8 <b>Danny Espinosa, S</b> OBP: 0.309, SLG: 0.370 (1,4)										4	1	3	1	0	0	0								
26 <b>Jesus Flores, R</b> OBP: 0.286, SLG: 0.374 (1,2)										4	0	0	0	0	1	3								
27 <b>Jordan Zimmermann, R</b> OBP: 0.333, SLG: 0.464 52 <b>Ryan Mattheus, R</b> ERA: 1.95 7 <b>Mark DeRosa, R</b> OBP: 0.283, SLG: 0.171 (7,1)										3	0	1	1	0	0	0								
<b>Inning Stats</b>	R: 0 E: 0 K: 2 S: 12	H: 1 LOB: 1 BB: 0 P: 21	R: 2 E: 0 K: 0 S: 14	H: 3 LOB: 1 BB: 0 P: 24	R: 3 E: 0 K: 0 S: 16	H: 4 LOB: 1 BB: 0 P: 26	R: 3 E: 1 K: 1 S: 15	H: 2 LOB: 1 BB: 2 P: 29	R: 0 E: 0 K: 1 S: 12	H: 0 LOB: 1 BB: 0 P: 16	R: 0 E: 0 K: 1 S: 6	H: 0 LOB: 0 BB: 0 P: 7	R: 0 E: 0 K: 1 S: 10	H: 1 LOB: 1 BB: 0 P: 14	R: 1 E: 0 K: 0 S: 14	H: 2 LOB: 1 BB: 0 P: 21		1B: 6 2B: 6 3B: 0 HR: 1	SF: 1 SAC: 0 DP: 0 HBP: 0	WP: 0 PB: 0 SB: 3 CS: 0	PA: 40			
<b>PITCHER</b>	IP WLS BF H R ER SO BB IBB HBP BLK WP HR S P ERA WHIP	IP WLS BF H R ER SO BB IBB HBP BLK WP HR S P ERA WHIP	IP WLS BF H R ER SO BB IBB HBP BLK WP HR S P ERA WHIP	IP WLS BF H R ER SO BB IBB HBP BLK WP HR S P ERA WHIP	IP WLS BF H R ER SO BB IBB HBP BLK WP HR S P ERA WHIP	IP WLS BF H R ER SO BB IBB HBP BLK WP HR S P ERA WHIP	IP WLS BF H R ER SO BB IBB HBP BLK WP HR S P ERA WHIP	IP WLS BF H R ER SO BB IBB HBP BLK WP HR S P ERA WHIP	IP WLS BF H R ER SO BB IBB HBP BLK WP HR S P ERA WHIP	IP WLS BF H R ER SO BB IBB HBP BLK WP HR S P ERA WHIP	IP WLS BF H R ER SO BB IBB HBP BLK WP HR S P ERA WHIP	IP WLS BF H R ER SO BB IBB HBP BLK WP HR S P ERA WHIP	IP WLS BF H R ER SO BB IBB HBP BLK WP HR S P ERA WHIP	IP WLS BF H R ER SO BB IBB HBP BLK WP HR S P ERA WHIP	IP WLS BF H R ER SO BB IBB HBP BLK WP HR S P ERA WHIP	IP WLS BF H R ER SO BB IBB HBP BLK WP HR S P ERA WHIP	IP WLS BF H R ER SO BB IBB HBP BLK WP HR S P ERA WHIP	IP WLS BF H R ER SO BB IBB HBP BLK WP HR S P ERA WHIP	IP WLS BF H R ER SO BB IBB HBP BLK WP HR S P ERA WHIP	IP WLS BF H R ER SO BB IBB HBP BLK WP HR S P ERA WHIP	IP WLS BF H R ER SO BB IBB HBP BLK WP HR S P ERA WHIP	IP WLS BF H R ER SO BB IBB HBP BLK WP HR S P ERA WHIP	IP WLS BF H R ER SO BB IBB HBP BLK WP HR S P ERA WHIP	IP WLS BF H R ER SO BB IBB HBP BLK WP HR S P ERA WHIP



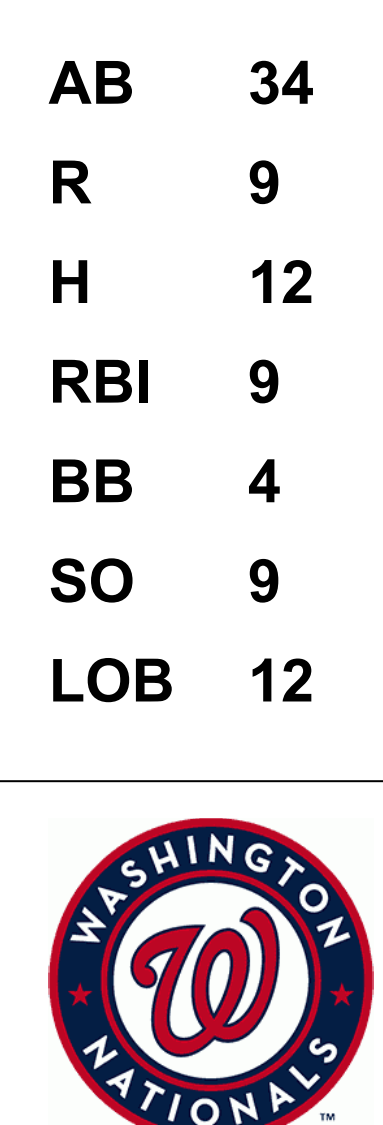


Batter	1	2	3	4	5	6	7	8	9	AB	R	H	RBI	BB	SO	LOB	TOP						
7 Grégor Blanco, L OBP: 0.341, SLG: 0.380										3	1	0	0	1	1	1	<b>San Francisco Giants @ Washington Nationals</b> Nationals Park, Washington, DC Wed Jul 04 2012, 11:09 AM - 2:21 PM EDT Att: 35,806 - Sunny - 84 F						
2 Emmanuel Burriss, S OBP: 0.275, SLG: 0.218										4	1	2	0	0	0	1							
53 Melky Cabrera, S OBP: 0.395, SLG: 0.516										4	0	0	1	0	0	3							
28 Buster Posey, R OBP: 0.361, SLG: 0.467										4	1	3	3	0	0	1							
48 Pablo Sandoval, S OBP: 0.371, SLG: 0.506										3	0	0	0	0	1	3							
9 Brandon Belt, L OBP: 0.370, SLG: 0.436										3	0	0	0	1	2	1							
12 Nate Schierholtz, L OBP: 0.309, SLG: 0.369										3	0	0	0	0	1	3							
70 George Kontos, R										0	0	0	0	0	0	0							
34 Clay Hensley, R										0	0	0	0	0	0	0							
49 Javier López, L										0	0	0	0	0	0	0							
51 Justin Christian, R OBP: 0.125, SLG: 0.125										1	0	0	0	0	0	0							
35 Brandon Crawford, L OBP: 0.289, SLG: 0.339										1	0	1	0	0	0	0							
13 Joaquim Arias, R OBP: 0.292, SLG: 0.329										1	0	1	0	0	0	0							
40 Madison Bumgarner, R OBP: 0.132, SLG: 0.237										2	0	0	0	0	0	1							
41 Jeremy Affeldt, L										0	0	0	0	0	0	0							
16 Ángel Pagán, S OBP: 0.336, SLG: 0.411										2	0	0	0	0	0	1							
<b>Inning Stats</b>	R: 3 E: 0 K: 1 S: 16	H: 2 LOB: 1 BB: 1 P: 26	R: 0 E: 0 K: 1 S: 8	H: 1 LOB: 1 BB: 0 P: 12	R: 0 E: 0 K: 0 S: 7	H: 0 LOB: 0 BB: 0 P: 8	R: 0 E: 0 K: 1 S: 11	H: 1 LOB: 0 BB: 0 P: 18	R: 0 E: 0 K: 0 S: 12	H: 0 LOB: 0 BB: 0 P: 19	R: 1 E: 0 K: 0 S: 12	H: 1 LOB: 2 BB: 2 P: 25	R: 0 E: 0 K: 0 S: 5	H: 0 LOB: 0 BB: 0 P: 7	R: 0 E: 0 K: 1 S: 10	H: 1 LOB: 1 BB: 0 P: 14	R: 0 E: 0 K: 0 S: 12	H: 1 LOB: 1 BB: 0 P: 16	1B: 4 2B: 2 3B: 0 HR: 1	SF: 0 SAC: 0 DP: 1 HBP: 0	WP: 0 PB: 0 SB: 0 CS: 0	PA: 36	
<b>PITCHER</b>	IP WLS BF H R ER SO BB IBB HBP BLK WP HR S P ERA WHIP	5.2 W 23 5 4 4 3 2 0 0 0 0 1 62 98 6.35 1.235	1.1 H 5 0 0 0 1 0 0 0 0 0 0 9 17 0.00 0.750	1.0 H 4 1 0 0 1 0 0 0 0 0 0 10 14 0.00 1.000	1.0 4 1 0 0 0 0 0 0 0 0 0 12 16 0.00 1.000																		

AB	33
R	4
H	7
RBI	4
BB	3
SO	4
LOB	13



Batter	1	2	3	4	5	6	7	8	9	AB	R	H	RBI	BB	SO	LOB	BOTTOM					
8 Danny Espinosa, S OBP: 0.314, SLG: 0.372										4	1	2	0	0	1	2	<b>San Francisco Giants @ Washington Nationals</b> Nationals Park, Washington, DC Wed Jul 04 2012, 11:09 AM - 2:21 PM EDT Att: 35,806 - Sunny - 84 F					
34 Bryce Harper, L OBP: 0.354, SLG: 0.478										4	2	2	0	1	1	2						
11 Ryan Zimmerman, R OBP: 0.306, SLG: 0.380										5	2	2	3	0	1	4						
38 Michael Morse, R OBP: 0.312, SLG: 0.441										3	1	1	1	1	1	1						
17 Sean Burnett, L										0	0	0	0	0	0	0						
51 Michael Gonzalez, R										0	0	0	0	0	0	0						
20 Ian Desmond, R OBP: 0.309, SLG: 0.491										4	0	1	2	0	1	0						
57 Tyler Moore, R OBP: 0.394, SLG: 0.556										3	0	0	0	0	3	3						
32 Tom Gorzelanny, R OBP: 0.500, SLG: 0.500										0	0	0	0	0	0	0						
2 Roger Bernadina, L OBP: 0.331, SLG: 0.385										1	1	1	0	0	0	0						
7 Mark DeRosa, R OBP: 0.273, SLG: 0.159										3	0	0	0	0	1	0						
24 Rick Ankiel, L OBP: 0.284, SLG: 0.414										1	1	1	2	0	0	0						
23 Jhonatan Solano, R OBP: 0.379, SLG: 0.679										4	1	2	1	0	0	0						
33 Edwin Jackson, R OBP: 0.179, SLG: 0.179										2	0	0	0	0	0	0						
25 Adam LaRoche, L OBP: 0.339, SLG: 0.504										0	0	0	0	2	0	0						
<b>Inning Stats</b>	R: 0 E: 0 K: 1 S: 9	H: 0 LOB: 0 BB: 0 P: 14	R: 0 E: 0 K: 2 S: 8	H: 0 LOB: 0 BB: 0 P: 12	R: 3 E: 0 K: 1 S: 16	H: 4 LOB: 2 BB: 1 P: 26	R: 1 E: 0 K: 1 S: 12	H: 1 LOB: 0 BB: 0 P: 17	R: 3 E: 0 K: 2 S: 17	H: 3 LOB: 0 BB: 0 P: 22	R: 0 E: 0 K: 0 S: 9	H: 1 LOB: 1 BB: 1 P: 15	R: 0 E: 0 K: 2 S: 7	H: 0 LOB: 0 BB: 0 P: 8	R: 2 E: 0 K: 0 S: 15	H: 3 LOB: 2 BB: 2 P: 31	1B: 7 2B: 1 3B: 0 HR: 4	SF: 0 SAC: 0 DP: 2 HBP: 1	WP: 1 PB: 0 SB: 0 CS: 1	PA: 39		
<b>PITCHER</b>	IP WLS BF H R ER SO BB IBB HBP BLK WP HR S P ERA WHIP	5.0 L 26 7 7 7 7 1 0 0 0 0 0 6 11 0.00 1.000	1.0 3 0 0 0 2 0 0 0 0 0 0 7 8 0.00 0.000	0.1 4 2 2 2 0 1 0 0 0 0 1 11 22 54.00 9.000	0.2 3 1 0 0 0 1 0 0 0 0 0 4 9 0.00 3.000																	













Batter	1	2	3	4	5	6	7	8	9	AB	R	H	RBI	BB	SO	LOB	TOP							
Dexter Fowler, S (1.8) OBP: 0.384, SLG: 0.547										4	0	3	0	0	0	0	<b>Colorado Rockies @ Washington Nationals</b> Nationals Park, Washington, DC Sat Jul 07 2012, 4:07 PM - 7:09 PM EDT Att: 28,032 - Partly Cloudy - 101 F <a href="http://livebaseballscorecards.com">livebaseballscorecards.com</a>							
19 Marco Scutaro, R (1.4) OBP: 0.330, SLG: 0.374										3	0	0	0	1	0	3								
5 Carlos González, L (1.7) OBP: 0.394, SLG: 0.585										4	0	0	0	0	3	3								
3 Michael Cuddyer, R (1.3) OBP: 0.316, SLG: 0.479										3	1	1	0	1	1	2								
21 Tyler Colvin, L (1.9) OBP: 0.337, SLG: 0.634										3	0	0	0	1	0	2								
22 Jordan Pacheco, R (1.5) OBP: 0.332, SLG: 0.385										2	0	0	1	0	0	2								
37 Adam Ottavino, S (8.1)										0	0	0	0	0	0	0								
1 Eric Young Jr., S (9, PH) OBP: 0.340, SLG: 0.280										1	0	1	0	0	0	0								
20 Wilin Rosario, R (1.2) OBP: 0.279, SLG: 0.521										4	0	1	0	0	2	1								
18 Jonathan Herrera, S (1.6) OBP: 0.290, SLG: 0.393										3	0	0	0	0	2	1								
23 Jason Giambi, L (9, PH) OBP: 0.389, SLG: 0.538										1	0	0	0	0	1	2								
26 Jeff Francis, L (1.1)										2	0	0	0	0	1	0								
30 Josh Roenicke, R (6.1)										0	0	0	0	0	0	0								
10 Chris Nelson, R (6.5) OBP: 0.322, SLG: 0.415										2	0	0	0	0	2	2								
51 Matt Reynolds, L (7.1)										0	0	0	0	0	0	0								
<b>Inning Stats</b>	R: 0 E: 0 K: 1 S: 12	H: 1 LOB: 0 BB: 0 P: 19	R: 0 E: 0 K: 1 S: 9	H: 0 LOB: 1 BB: 1 P: 18	R: 0 E: 0 K: 1 S: 10	H: 0 LOB: 1 BB: 1 P: 20	R: 1 E: 0 K: 0 S: 8	H: 1 LOB: 0 BB: 0 P: 12	R: 0 E: 0 K: 2 S: 12	H: 0 LOB: 1 BB: 0 P: 18	R: 0 E: 0 K: 1 S: 9	H: 0 LOB: 1 BB: 0 P: 15	R: 0 E: 0 K: 3 S: 11	H: 0 LOB: 0 BB: 0 P: 15	R: 0 E: 0 K: 1 S: 11	H: 1 LOB: 1 BB: 0 P: 17	R: 0 E: 0 K: 2 S: 13	H: 2 LOB: 2 BB: 0 P: 21	1B: 4 2B: 2 3B: 0 HR: 0	SF: 1 SAC: 0 DP: 0 HBP: 0	WP: 0 PB: 0 SB: 1 CS: 0	PA: 36		
<b>PITCHER</b>	IP WLS BF H R ER SO BB IBB HBP BLK WP HR S P ERA WHIP	IP WLS BF H R ER SO BB IBB HBP BLK WP HR S P ERA WHIP	IP WLS BF H R ER SO BB IBB HBP BLK WP HR S P ERA WHIP	IP WLS BF H R ER SO BB IBB HBP BLK WP HR S P ERA WHIP	IP WLS BF H R ER SO BB IBB HBP BLK WP HR S P ERA WHIP	IP WLS BF H R ER SO BB IBB HBP BLK WP HR S P ERA WHIP	IP WLS BF H R ER SO BB IBB HBP BLK WP HR S P ERA WHIP	IP WLS BF H R ER SO BB IBB HBP BLK WP HR S P ERA WHIP	IP WLS BF H R ER SO BB IBB HBP BLK WP HR S P ERA WHIP	IP WLS BF H R ER SO BB IBB HBP BLK WP HR S P ERA WHIP	IP WLS BF H R ER SO BB IBB HBP BLK WP HR S P ERA WHIP	IP WLS BF H R ER SO BB IBB HBP BLK WP HR S P ERA WHIP	IP WLS BF H R ER SO BB IBB HBP BLK WP HR S P ERA WHIP	IP WLS BF H R ER SO BB IBB HBP BLK WP HR S P ERA WHIP	IP WLS BF H R ER SO BB IBB HBP BLK WP HR S P ERA WHIP	IP WLS BF H R ER SO BB IBB HBP BLK WP HR S P ERA WHIP	IP WLS BF H R ER SO BB IBB HBP BLK WP HR S P ERA WHIP	IP WLS BF H R ER SO BB IBB HBP BLK WP HR S P ERA WHIP	IP WLS BF H R ER SO BB IBB HBP BLK WP HR S P ERA WHIP	IP WLS BF H R ER SO BB IBB HBP BLK WP HR S P ERA WHIP	IP WLS BF H R ER SO BB IBB HBP BLK WP HR S P ERA WHIP	IP WLS BF H R ER SO BB IBB HBP BLK WP HR S P ERA WHIP	IP WLS BF H R ER SO BB IBB HBP BLK WP HR S P ERA WHIP	IP WLS BF H R ER SO BB IBB HBP BLK WP HR S P ERA WHIP
47 Gio González, L (1.1) ERA: 2.92	6.0	W	24	3	1	1	6	3	0	0	0	0	0	0	0	0	0	0	0	60	102	1.50	1.000	
52 Ryan Mattheus, R (7.1) ERA: 1.82	1.0	H	3	0	0	0	3	0	0	0	0	0	0	0	0	0	0	0	0	11	15	0.00	0.000	
17 Sean Burnett, L (8.1) ERA: 1.42	1.0	H	4	1	0	0	1	0	0	0	0	0	0	0	0	0	0	0	0	11	17	0.00	1.000	
36 Tyler Clippard, R (9.1) ERA: 1.73	1.0	S	5	2	0	0	2	0	0	0	0	0	0	0	0	0	0	0	0	13	21	0.00	2.000	

Batter	1	2	3	4	5	6	7	8	9	AB	R	H	RBI	BB	SO	LOB	BOTTOM						
8 Danny Espinosa, S (1.4) OBP: 0.311, SLG: 0.378										4	1	1	0	0	2	2	<b>Colorado Rockies @ Washington Nationals</b> Nationals Park, Washington, DC Sat Jul 07 2012, 4:07 PM - 7:09 PM EDT Att: 28,032 - Partly Cloudy - 101 F <a href="http://livebaseballscorecards.com">livebaseballscorecards.com</a>						
34 Bryce Harper, L (1.8) OBP: 0.355, SLG: 0.475										4	1	1	0	0	1	2							
11 Ryan Zimmerman, R (1.5) OBP: 0.306, SLG: 0.383										3	1	1	1	1	1	0							
38 Michael Morse, R (1.9) OBP: 0.304, SLG: 0.427										4	0	1	0	0	1	2							
25 Adam LaRoche, L (1.3) OBP: 0.338, SLG: 0.493										3	0	0	0	1	2	1							
20 Ian Desmond, R (1.6) OBP: 0.314, SLG: 0.506										3	1	2	1	0	0	2							
57 Tyler Moore, R (1.7) OBP: 0.125, SLG: 0.133										3	0	1	0	0	0	1							
52 Ryan Mattheus, R (7.1) ERA: 2.52										0	0	0	0	0	0	0							
17 Sean Burnett, L (8.1)										0	0	0	0	0	0	0							
36 Tyler Clippard, R (9.1)										0	0	0	0	0	0	0							
26 Jesus Flores, R (1.2) OBP: 0.280, SLG: 0.358										3	0	1	0	0	1	2							
47 Gio González, R (1.1) OBP: 0.125, SLG: 0.133										2	0	0	0	0	1	1							
2 Roger Bernadina, L (7.7) OBP: 0.333, SLG: 0.532										0	0	0	0	0	0	0							
1 Steve Lombardozzi, S (7, PH) OBP: 0.330, SLG: 0.344										0	0	0	0	0	0	0							
<b>Inning Stats</b>	R: 0 E: 0 K: 1 S: 8	H: 0 LOB: 1 BB: 1 P: 19	R: 1 E: 0 K: 2 S: 12	H: 1 LOB: 0 BB: 0 P: 16	R: 0 E: 0 K: 1 S: 9	H: 0 LOB: 0 BB: 0 P: 13	R: 0 E: 0 K: 0 S: 7	H: 1 LOB: 0 BB: 0 P: 9	R: 0 E: 0 K: 1 S: 8	H: 2 LOB: 1 BB: 0 P: 11	R: 3 E: 1 K: 0 S: 22	H: 3 LOB: 1 BB: 1 P: 38	R: 0 E: 1 K: 1 S: 12	H: 1 LOB: 1 BB: 0 P: 19	R: 0 E: 0 K: 3 S: 9	H: 0 LOB: 0 BB: 0 P: 15	1B: 6 2B: 1 3B: 0 HR: 1	SF: 0 SAC: 1 DP: 3 HBP: 0	WP: 1 PB: 0 SB: 0 CS: 0	PA: 32			
<b>PITCHER</b>	IP WLS BF H R ER SO BB IBB HBP BLK WP HR S P ERA WHIP	IP WLS BF H R ER SO BB IBB HBP BLK WP HR S P ERA WHIP	IP WLS BF H R ER SO BB IBB HBP BLK WP HR S P ERA WHIP	IP WLS BF H R ER SO BB IBB HBP BLK WP HR S P ERA WHIP	IP WLS BF H R ER SO BB IBB HBP BLK WP HR S P ERA WHIP	IP WLS BF H R ER SO BB IBB HBP BLK WP HR S P ERA WHIP	IP WLS BF H R ER SO BB IBB HBP BLK WP HR S P ERA WHIP	IP WLS BF H R ER SO BB IBB HBP BLK WP HR S P ERA WHIP	IP WLS BF H R ER SO BB IBB HBP BLK WP HR S P ERA WHIP	IP WLS BF H R ER SO BB IBB HBP BLK WP HR S P ERA WHIP	IP WLS BF H R ER SO BB IBB HBP BLK WP HR S P ERA WHIP	IP WLS BF H R ER SO BB IBB HBP BLK WP HR S P ERA WHIP	IP WLS BF H R ER SO BB IBB HBP BLK WP HR S P ERA WHIP	IP WLS BF H R ER SO BB IBB HBP BLK WP HR S P ERA WHIP	IP WLS BF H R ER SO BB IBB HBP BLK WP HR S P ERA WHIP	IP WLS BF H R ER SO BB IBB HBP BLK WP HR S P ERA WHIP	IP WLS BF H R ER SO BB IBB HBP BLK WP HR S P ERA WHIP	IP WLS BF H R ER SO BB IBB HBP BLK WP HR S P ERA WHIP	IP WLS BF H R ER SO BB IBB HBP BLK WP HR S P ERA WHIP	IP WLS BF H R ER SO BB IBB HBP BLK WP HR S P ERA WHIP	IP WLS BF H R ER SO BB IBB HBP BLK WP HR S P ERA WHIP	IP WLS BF H R ER SO BB IBB HBP BLK WP HR S P ERA WHIP	IP WLS BF H R ER SO BB IBB HBP BLK WP HR S P ERA WHIP
26 Jeff Francis, L (1.1) ERA: 5.19	5.0	L	20	6	3	3	5	1	0	0	0	0	0	0	0	0	0	0	0	49	77	5.40	1.400
30 Josh Roenicke, R (6.1) ERA: 2.52	1.0		6	2	1	0	0	1	0	0	0	0	0	0	0	0	0	0	0	20	33	0.00	3.000
51 Matt Reynolds, L (7.1) ERA: 3.38	1.0		3	0	0	0	1	0	0	0	0	0	0	0	0	0	0	0	0	9	15	0.00	0.000
37 Adam Ottavino, R (8.1) ERA: 4.82	1.0		3	0	0	0	3	0	0	0	0	0	0	0	0	0	0	0	0	9	15	0.00	0.000







Batter	1	2	3	4	5	6	7	8	9	AB	R	H	RBI	BB	SO	LOB	TOP				
1 Steve Lombardozzi, S OBP: 0.325, SLG: 0.539 36 Tyler Clippard, R	G5-3		1B		K	P4			G4-3	5	0	1	0	0	1	1					
34 Bryce Harper, L OBP: 0.351, SLG: 0.466	E7		FC4-6		K				K	5	1	1	0	0	2	1					
11 Ryan Zimmerman, R OBP: 0.314, SLG: 0.491	L9		HR		K					4	1	3	2	0	0	1					
38 Michael Morse, R OBP: 0.301, SLG: 0.417	K		K		K				K	4	0	0	0	0	3	3					
25 Adam LaRoche, L OBP: 0.345, SLG: 0.504		2B	1B							4	2	3	0	0	0	1					
20 Ian Desmond, R OBP: 0.318, SLG: 0.514	G6-3		K							4	1	2	1	0	2	1					
8 Danny Espinosa, S OBP: 0.311, SLG: 0.379	K									4	0	2	0	0	1	3					
26 Jesus Flores, R OBP: 0.277, SLG: 0.354	G6-3		L4-3							4	0	1	2	0	0	3					
27 Jordan Zimmermann, R OBP: 0.286, SLG: 0.390 63 Henry Alberto Rodriguez, R 51 Michael Gonzalez, R 52 Ryan Mattheus, R 17 Sean Burnett, L 7 Mark DeRosa, R 24 Rick Ankiel, L	F8		G6-3						K	3	0	0	0	0	1	2					
Inning Stats	R: 0 E: 1 K: 1 S: 10	H: 1 LOB: 0 BB: 0 P: 16	R: 1 E: 0 K: 1 S: 9	H: 2 LOB: 1 BB: 0 P: 14	R: 2 E: 0 K: 2 S: 17	H: 3 LOB: 0 BB: 0 P: 26	R: 0 E: 0 K: 0 S: 5	H: 1 LOB: 0 BB: 0 P: 11	R: 0 E: 0 K: 2 S: 14	H: 1 LOB: 1 BB: 0 P: 21	R: 2 E: 0 K: 1 S: 12	H: 3 LOB: 1 BB: 0 P: 17	R: 0 E: 0 K: 1 S: 10	H: 1 LOB: 1 BB: 0 P: 21	R: 0 E: 0 K: 2 S: 8	H: 0 LOB: 0 BB: 0 P: 12	1B: 10 2B: 3 3B: 0 HR: 1	SF: 0 SAC: 0 DP: 1 HBP: 0	WP: 1 PB: 0 SB: 2 CS: 1	PA: 38	
PITCHER	IP	WLS	BF	H	R	ER	SO	BB	IBB	HBP	BLK	WP	HR	S	P	ERA	WHIP				
55 Josh Johnson, R ERA: 4.28	5.1	L	26	11	5	5	6	0	0	0	0	1	1	62	99	8.44	2.062				
23 Wade LeBlanc, L ERA: 4.28	1.2		6	1	0	0	2	0	0	0	0	0	0	17	27	0.00	0.600				
58 Ryan Webb, R ERA: 5.5	1.0		3	1	0	0	1	0	0	0	0	0	0	10	16	0.00	1.000				
36 Randy Choate, L ERA: 2.35	1.0		3	0	0	0	2	0	0	0	0	0	0	8	12	0.00	0.000				

Washington Nationals @ Miami Marlins  
Marlins Park, Miami, FL  
Fri Jul 13, 2012, 7:11 PM - 10:30 PM EDT  
Att: 30,911 - Roof Closed - 76 F

AB 38  
R 5  
H 13  
RBI 5  
BB 0  
SO 11  
LOB 16



Batter	1	2	3	4	5	6	7	8	9	AB	R	H	RBI	BB	SO	LOB	BOTTOM					
7 José Reyes, S OBP: 0.338, SLG: 0.378	F7		BB						G3-1	3	0	1	0	1	0	0						
12 Omar Infante, R OBP: 0.305, SLG: 0.449	P3		F7						F8	4	0	0	0	0	2							
45 Carlos Lee, R OBP: 0.337, SLG: 0.404	K		K						F7	4	0	2	0	0	1	2						
5 Logan Morrison, L OBP: 0.323, SLG: 0.436	K								F8	4	0	0	0	0	3	3						
2 Hanley Ramirez, R OBP: 0.325, SLG: 0.425		1B							K	4	0	2	0	0	2	0						
20 Justin Ruggiano, R OBP: 0.459, SLG: 0.741		1B							P6	3	1	1	0	1	1	1						
1 Emilio Bonifacio, S OBP: 0.349, SLG: 0.399	F9								K	3	0	0	0	1	1	2						
14 John Buck, R OBP: 0.304, SLG: 0.322	L4								K	4	0	1	1	0	1	2						
55 Josh Johnson, L ERA: 2.48 23 Wade LeBlanc, L 29 Greg Dobbs, L 26 Austin Kearns, R 58 Ryan Webb, R 36 Randy Choate, L	F7									2	0	0	0	0	1	0						
Inning Stats	R: 0 E: 0 K: 1 S: 9	H: 1 LOB: 1 BB: 0 P: 12	R: 0 E: 0 K: 0 S: 11	H: 2 LOB: 1 BB: 0 P: 15	R: 0 E: 1 K: 1 S: 10	H: 0 LOB: 1 BB: 1 P: 17	R: 0 E: 0 K: 3 S: 9	H: 0 LOB: 0 BB: 0 P: 13	R: 0 E: 0 K: 1 S: 10	H: 0 LOB: 0 BB: 0 P: 15	R: 0 E: 0 K: 0 S: 12	H: 1 LOB: 1 BB: 0 P: 15	R: 1 E: 0 K: 1 S: 10	H: 1 LOB: 1 BB: 2 P: 21	R: 0 E: 0 K: 1 S: 10	H: 1 LOB: 1 BB: 0 P: 20	R: 0 E: 0 K: 2 S: 18	H: 1 LOB: 1 BB: 0 P: 24	1B: 7 2B: 1 3B: 0 HR: 0	SF: 0 SAC: 0 DP: 1 HBP: 0	WP: 0 PB: 0 SB: 3 CS: 0	PA: 35
PITCHER	IP	WLS	BF	H	R	ER	SO	BB	IBB	HBP	BLK	WP	HR	S	P	ERA	WHIP					
27 Jordan Zimmermann, R ERA: 4.94	6.0	W	22	4	0	0	6	1	0	0	0	0	0	9	20	27.00	9.000					
51 Michael Gonzalez, L ERA: 1.42	0.2	H	1	0	0	0	0	0	0	0	0	0	0	1	1	0.00	0.000					
52 Ryan Mattheus, R ERA: 1.78	0.2		3	1	0	0	0	0	0	0	0	0	0	7	15	0.00	1.500					
17 Sean Burnett, L ERA: 1.97	0.1		1	0	0	0	1	0	0	0	0	0	0	3	5	0.00	0.000					
36 Tyler Clippard, R ERA: 1.88	1.0		4	1	0	0	2	0	0	0	0	0	0	18	24	0.00	1.000					

Washington Nationals @ Miami Marlins  
Marlins Park, Miami, FL  
Fri Jul 13, 2012, 7:11 PM - 10:30 PM EDT  
Att: 30,911 - Roof Closed - 76 F

AB 32  
R 1  
H 7  
RBI 1  
BB 3  
SO 10  
LOB 14









Batter	1	2	3	4	5	6	7	8	9	AB	R	H	RBI	BB	SO	LOB	TOP										
1 Steve Lombardozzi, S OBP: 0.329, SLG: 0.542	G6-3		F8				1B			4	0	2	1	0	0	1											
34 Bryce Harper, L OBP: 0.345, SLG: 0.454	P5			G4-3	F9					4	0	0	0	0	0	3											
11 Ryan Zimmerman, R OBP: 0.313, SLG: 0.491	K			G6-3						4	1	1	0	0	1	0											
25 Adam LaRoche, L OBP: 0.342, SLG: 0.497		F8		F7						4	1	1	0	0	0	0											
38 Michael Morse, R OBP: 0.299, SLG: 0.408		L8								4	0	2	1	0	0	0											
17 Sean Burnett, L										0	0	0	0	0	0	0											
36 Tyler Clippard, R										0	0	0	0	0	0	0											
8 Danny Espinosa, S OBP: 0.304, SLG: 0.371		G1-3								3	1	0	1	0	0	1											
2 Roger Bernadina, L OBP: 0.333, SLG: 0.379			P5							4	0	0	0	0	0	2											
23 Jhonatan Solano, R OBP: 0.333, SLG: 0.559			K							3	1	0	0	1	1	0											
37 Stephen Strasburg, R OBP: 0.448, SLG: 0.654										1	0	1	1	1	0	0											
7 Mark DeRosa, R OBP: 0.271, SLG: 0.188										1	0	0	0	0	0	0											
52 Ryan Mathews, R										0	0	0	0	0	0	0											
24 Rick Ankiel, L OBP: 0.282, SLG: 0.411										0	0	0	0	0	0	0											
Inning Stats	R: 0 E: 0 K: 1 S: 7	H: 0 LOB: 0 BB: 0 P: 10	R: 0 E: 0 K: 0 S: 5	H: 0 LOB: 0 BB: 0 P: 7	R: 0 E: 0 K: 1 S: 12	H: 0 LOB: 1 BB: 1 P: 20	R: 0 E: 0 K: 0 S: 8	H: 0 LOB: 0 BB: 0 P: 12	R: 2 E: 0 K: 0 S: 15	H: 3 LOB: 2 BB: 1 P: 24	R: 2 E: 0 K: 0 S: 13	H: 3 LOB: 0 BB: 0 P: 20	R: 0 E: 0 K: 0 S: 6	H: 1 LOB: 1 BB: 0 P: 10	R: 0 E: 0 K: 0 S: 6	H: 0 LOB: 0 BB: 0 P: 7	R: 0 E: 0 K: 0 S: 4	H: 0 LOB: 3 BB: 0 P: 4	1B: 7 2B: 0 3B: 0 HR: 0	SF: 1 DP: 0 HBP: 0	WP: 1 PB: 0 CS: 1	PA: 35					
PITCHER	IP	WLS	BF	H	R	ER	SO	BB	IBB	HBP	BLK	WP	HR	S	P	ERA	WHIP										
47 Ricky Nolasco, R ERA: 4.47	5.1	L	24	6	4	4	2	1	1	0	0	1	0	58	89	6.75	1.312										
23 Wade LeBlanc, L ERA:	1.2		5	1	0	0	0	0	0	0	0	0	0	9	14	0.00	0.600										
21 Heath Bell, R ERA: 6.56	1.0		3	0	0	0	0	0	0	0	0	0	0	6	7	0.00	0.000										
40 Mike Dunn, L ERA: 4.98	1.0		3	0	0	0	0	0	0	0	0	0	0	4	4	0.00	0.000										

Washington Nationals @ Miami Marlins  
Marlins Park, Miami, FL  
Sun Jul 15 2012, 1:11 PM - 4:11 PM EDT  
Att: 29,889 - Roof Closed - 75 F

AB	32
R	4
H	7
RBI	4
BB	2
SO	2
LOB	7



Batter	1	2	3	4	5	6	7	8	9	AB	R	H	RBI	BB	SO	LOB	BOTTOM										
7 José Reyes, S OBP: 0.335, SLG: 0.374	G1-3									5	0	1	0	0	1	3											
12 Omar Infante, R OBP: 0.308, SLG: 0.442	F9									4	0	0	0	1	1	5											
45 Carlos Lee, R OBP: 0.338, SLG: 0.401	K									4	0	1	0	0	1	1											
5 Logan Morrison, L OBP: 0.322, SLG: 0.433										4	0	1	0	0	2	5											
2 Hanley Ramirez, R OBP: 0.321, SLG: 0.416										4	0	0	0	0	1	6											
29 Greg Dobbs, L OBP: 0.336, SLG: 0.391										4	0	2	0	0	0	0											
1 Emilio Bonifácio, S OBP: 0.359, SLG: 0.316										3	0	1	0	1	0	2											
14 John Buck, R OBP: 0.307, SLG: 0.319										3	0	0	0	1	2	3											
47 Ricky Nolasco, R ERA: 2.66										2	0	1	0	0	0	1											
23 Wade LeBlanc, L ERA: 1.71										0	0	0	0	0	0	0											
6 Scott Cousins, L ERA: 1.93										0	0	0	0	0	0	0											
21 Heath Bell, R ERA: 1.93										0	0	0	0	0	0	0											
40 Mike Dunn, L ERA: 1.83										1	0	0	0	0	1	3											
Inning Stats	R: 0 E: 0 K: 1 S: 9	H: 2 LOB: 2 BB: 0 P: 13	R: 0 E: 0 K: 1 S: 12	H: 2 LOB: 0 BB: 0 P: 20	R: 0 E: 0 K: 2 S: 18	H: 3 LOB: 3 BB: 0 P: 27	R: 0 E: 0 K: 0 S: 8	H: 1 LOB: 1 BB: 0 P: 11	R: 0 E: 0 K: 1 S: 8	H: 0 LOB: 0 BB: 0 P: 11	R: 0 E: 0 K: 1 S: 8	H: 0 LOB: 0 BB: 0 P: 14	R: 0 E: 0 K: 1 S: 9	H: 0 LOB: 0 BB: 0 P: 16	R: 0 E: 0 K: 1 S: 12	H: 1 LOB: 3 BB: 2 P: 22	1B: 6 2B: 1 3B: 0 HR: 0	SF: 0 DP: 0 HBP: 0	WP: 2 PB: 0 CS: 0	PA: 38							
PITCHER	IP	WLS	BF	H	R	ER	SO	BB	IBB	HBP	BLK	WP	HR	S	P	ERA	WHIP										
37 Stephen Strasburg, R ERA: 2.66	6.0	W	26	6	0	0	7	1	0	0	0	2	0	10	15	0.00	1.167										
52 Ryan Mathews, R ERA: 1.71	1.1		4	0	0	0	1	0	0	0	0	0	0	11	20	0.00	0.000										
17 Sean Burnett, L ERA: 1.93	0.2		2	0	0	0	1	0	0	0	0	0	0	6	10	0.00	0.000										
36 Tyler Clippard, R ERA: 1.83	1.0		6	1	0	0	1	2	0	0	0	0	0	12	22	0.00	3.000										

Washington Nationals @ Miami Marlins  
Marlins Park, Miami, FL  
Sun Jul 15 2012, 1:11 PM - 4:11 PM EDT  
Att: 29,889 - Roof Closed - 75 F

AB	35
R	0
H	7
RBI	0
BB	3
SO	10
LOB	29













Batter	1	2	3	4	5	6	7	8	9	AB	R	H	RBI	BB	SO	LOB	TOP					
11 Rubén Tejada, R OBP: 0.368, SLG: 0.392										4	0	0	0	0	1	2						
28 Daniel Murphy, L OBP: 0.328, SLG: 0.404										4	0	0	0	0	0	2						
4 Mike Nickeas, R OBP: 0.245, SLG: 0.232										0	0	0	0	0	0	0						
5 David Wright, R OBP: 0.441, SLG: 0.568										4	1	3	1	0	0	1						
29 Ike Davis, L OBP: 0.274, SLG: 0.390										4	0	0	0	0	2	2						
21 Lucas Duda, L OBP: 0.340, SLG: 0.401										4	1	1	0	0	2	0						
44 Jason Bay, R OBP: 0.256, SLG: 0.402										4	1	2	1	0	1	1						
56 Andres Torres, S OBP: 0.303, SLG: 0.306										3	0	1	1	0	0	1						
13 Jordany Valdespin, L OBP: 0.301, SLG: 0.544										1	0	0	0	0	1	0						
30 Josh Thole, L OBP: 0.321, SLG: 0.330										2	0	0	0	0	0	1						
13 Ronny Cedeno, R OBP: 0.343, SLG: 0.344										1	0	0	0	0	0	0						
55 Chris Young, R OBP: 0.250, SLG: 0.273										2	0	1	0	0	1	0						
47 Miguel Batista, R OBP: 0.294, SLG: 0.525										0	0	0	0	0	0	0						
66 Josh Edgin, R OBP: 0.294, SLG: 0.525										0	0	0	0	0	0	0						
12 Scott Hairston, R OBP: 0.294, SLG: 0.525										1	0	1	0	0	0	0						
60 Jon Rauch, R OBP: 0.294, SLG: 0.525										0	0	0	0	0	0	0						
<b>Inning Stats</b>	R: 0 E: 0 K: 1 S: 11	H: 1 LOB: 1 BB: 0 P: 16	R: 0 E: 0 K: 1 S: 12	H: 0 LOB: 0 BB: 0 P: 18	R: 0 E: 0 K: 1 S: 12	H: 0 LOB: 0 BB: 0 P: 16	R: 0 E: 0 K: 0 S: 8	H: 1 LOB: 1 BB: 0 P: 9	R: 0 E: 0 K: 1 S: 13	H: 1 LOB: 1 BB: 0 P: 18	R: 0 E: 0 K: 0 S: 12	H: 1 LOB: 1 BB: 0 P: 18	R: 1 E: 0 K: 0 S: 15	H: 2 LOB: 1 BB: 0 P: 25	R: 0 E: 0 K: 1 S: 9	H: 1 LOB: 1 BB: 0 P: 15	R: 2 E: 0 K: 3 S: 11	H: 2 LOB: 0 BB: 0 P: 16	1B: 3 2B: 4 3B: 0 HR: 2	SF: 0 SAC: 0 DP: 1 HBP: 0	WP: 0 PB: 0 SB: 0 CS: 0	PA: 34
<b>PITCHER</b>	IP WLS BF H R ER SO BB IBB HBP BLK WP HR S P ERA WHIP																					
27 Jordan Zimmermann, R ERA: 2.95	6.0 W 21 4 0 0 4 0 0 0 0 0 0 0 68 95 0.00 0.667																					
32 Tom Gorzelanny, L ERA: 3.95	1.0 H 4 2 1 1 0 0 0 0 0 0 0 0 15 25 9.00 2.000																					
17 Sean Burnett, L ERA: 1.82	1.0 H 4 1 0 0 1 0 0 0 0 0 0 0 9 15 0.00 1.000																					
36 Tyler Clippard, R ERA: 2.83	1.0 S 5 2 2 2 3 0 0 0 0 0 0 2 11 16 18.00 2.000																					

New York Mets @ Washington Nationals  
Nationals Park, Washington, DC  
Wed Jul 18 2012, 7:09 PM - 10:05 PM EDT  
Att: 31,660 - Cloudy - 82 F


AB 34  
R 3  
H 9  
RBI 3  
BB 0  
SO 8  
LOB 10



Batter	1	2	3	4	5	6	7	8	9	AB	R	H	RBI	BB	SO	LOB	BOTTOM			
1 Steve Lombardozzi, S OBP: 0.323, SLG: 0.345										4	0	1	2	0	0	0				
34 Bryce Harper, L OBP: 0.348, SLG: 0.458										4	1	2	0	0	1					
11 Ryan Zimmerman, R OBP: 0.320, SLG: 0.416										4	0	1	0	0	1	2				
25 Adam LaRoche, L OBP: 0.337, SLG: 0.492										3	1	1	2	1	1	1				
38 Michael Morse, R OBP: 0.307, SLG: 0.409										4	0	1	0	0	1	2				
36 Tyler Clippard, R OBP: 0.307, SLG: 0.409										0	0	0	0	0	0	0				
57 Tyler Moore, R OBP: 0.363, SLG: 0.524										4	0	0	0	0	1	2				
8 Danny Espinosa, S OBP: 0.314, SLG: 0.387										2	0	1	0	0	0	0				
26 Jesus Flores, R OBP: 0.273, SLG: 0.346										3	1	1	0	0	0	1				
27 Jordan Zimmermann, R OBP: 0.270, SLG: 0.371										2	0	0	0	0	1	1				
32 Tom Gorzelanny, R OBP: 0.500, SLG: 0.500										0	0	0	0	0	0	0				
2 Roger Bernadina, L OBP: 0.333, SLG: 0.378										1	1	1	0	0	0	0				
17 Sean Burnett, L OBP: 0.292, SLG: 0.411										0	0	0	0	0	0	0				
24 Rick Ankiel, L OBP: 0.292, SLG: 0.411										0	0	0	0	0	0	0				
<b>Inning Stats</b>	R: 0 E: 0 K: 0 S: 10	H: 1 LOB: 1 BB: 0 P: 13	R: 0 E: 0 K: 0 S: 10	H: 2 LOB: 0 BB: 0 P: 14	R: 0 E: 0 K: 1 S: 7	H: 0 LOB: 0 BB: 0 P: 12	R: 0 E: 0 K: 0 S: 12	H: 1 LOB: 1 BB: 1 P: 19	R: 0 E: 0 K: 0 S: 9	H: 0 LOB: 1 BB: 0 P: 12	R: 2 E: 0 K: 1 S: 17	H: 2 LOB: 0 BB: 0 P: 22	R: 2 E: 0 K: 1 S: 11	H: 3 LOB: 1 BB: 0 P: 17	R: 0 E: 0 K: 2 S: 19	H: 0 LOB: 1 BB: 0 P: 22	1B: 6 2B: 3 3B: 0 HR: 1	SF: 0 SAC: 0 DP: 2 HBP: 1	WP: 1 PB: 0 SB: 0 CS: 1	PA: 34
<b>PITCHER</b>	IP WLS BF H R ER SO BB IBB HBP BLK WP HR S P ERA WHIP																			
55 Chris Young, R ERA: 4.11	6.0 L 23 4 0 2 2 2 1 0 0 0 0 0 0 9 14 27.00 4.500																			
47 Miguel Batista, R ERA: 4.33	0.2 5 3 2 2 1 0 0 0 0 0 0 0 9 14 27.00 4.500																			
66 Josh Edgin, L ERA: 9.0	0.1 1 0 0 0 0 0 0 0 0 0 0 0 2 3 0.00 0.000																			
60 Jon Rauch, R ERA: 3.82	1.0 4 0 0 0 2 0 0 0 0 0 1 0 19 22 0.00 0.000																			

New York Mets @ Washington Nationals  
Nationals Park, Washington, DC  
Wed Jul 18 2012, 7:09 PM - 10:05 PM EDT  
Att: 31,660 - Cloudy - 82 F

AB 31  
R 4  
H 9  
RBI 4  
BB 1  
SO 5  
LOB 10





Batter	1	2	3	4	5	6	7	8	9	AB	R	H	RBI	BB	SO	LOB	TOP								
11 Rubén Tejada, R OBP: 0.368, SLG: 0.393	P2		G6-4-3 56 2B 12 G6-4-3	56 BB 5 HR 1B	K			G1-3		5	2	2	1	0	1	2									
56 Andres Torres, S OBP: 0.341, SLG: 0.316	5 HR 1B		G6-4-3 12 29 1B 1B	5 HR BB			P5	G4-3		4	3	2	0	1	0	0									
5 David Wright, R OBP: 0.443, SLG: 0.586	1-H HR		G6-4-3 12 G6-4-3	1-H 2-H HR			P3		G5-3	4	2	2	5	1	0	0									
12 Scott Hairston, R OBP: 0.283, SLG: 0.515	F9		G6-4-3	P4			F9		G6-3	4	0	0	0	0	0	2									
9 Kirk Nieuwenhuis, L OBP: 0.325, SLG: 0.390			G6-4-3						G6-3	1	0	0	0	0	0	0									
44 Jason Bay, R OBP: 0.253, SLG: 0.384	G6-3		G6-3	G6-3					F8	4	0	0	0	1	1	0									
29 Ika Davis, L OBP: 0.277, SLG: 0.402		HR	G4-3	G4-3					G1-3	4	1	2	2	0	0	0									
Justin Turner, R OBP: 0.330, SLG: 0.373	F9	G6-3	G6-3	30 2B 1B					G1-3	4	0	2	0	0	0	2									
30 Josh Thole, L OBP: 0.324, SLG: 0.335	K		K	43 SH5-4 11 1B BB					G4-3	3	1	1	0	1	1	1									
43 R.A. Dickey, R OBP: 0.195, SLG: 0.175	K		K	SH5-4					G6-3	3	0	0	0	0	1	2									
40 Tim Byrdak, L	K		K	SH5-4					P4	0	0	0	0	0	0	0									
52 Ramon E Ramirez, R	K		K	SH5-4						0	0	0	0	0	0	0									
66 Josh Edgin, R	K		K	SH5-4						0	0	0	0	0	0	0									
39 Bobby Parnell, R	K		K	SH5-4						0	0	0	0	0	0	0									
<b>Inning Stats</b>	R: 2 H: 2 E: 0 K: 0 S: 10	H: 2 LOB: 0 BB: 0 P: 15	R: 1 H: 1 E: 0 K: 2 S: 13	H: 1 LOB: 0 BB: 0 P: 18	R: 2 H: 3 E: 0 K: 0 S: 12	H: 3 LOB: 2 BB: 2 P: 29	R: 4 H: 2 E: 0 K: 0 S: 14	H: 2 LOB: 0 BB: 2 P: 29	R: 0 H: 2 E: 0 K: 1 S: 15	H: 2 LOB: 2 BB: 0 P: 20	R: 0 H: 0 E: 0 K: 0 S: 4	H: 0 LOB: 0 BB: 0 P: 8	R: 0 H: 1 E: 0 K: 1 S: 10	H: 1 LOB: 1 BB: 0 P: 16	R: 0 H: 0 E: 0 K: 0 S: 7	H: 0 LOB: 0 BB: 0 P: 10	R: 0 H: 0 E: 0 K: 0 S: 5	H: 0 LOB: 0 BB: 0 P: 9	1B: 5 2B: 3 3B: 0 HR: 3	SF: 0 SAC: 1 DP: 1 HBP: 0	WP: 0 PB: 0 SB: 0 CS: 0	PA: 41			
<b>PITCHER</b>	IP WLS BF H R ER SO BB IBB HBP BLK WP HR S P ERA WHIP	IP WLS BF H R ER SO BB IBB HBP BLK WP HR S P ERA WHIP	IP WLS BF H R ER SO BB IBB HBP BLK WP HR S P ERA WHIP	IP WLS BF H R ER SO BB IBB HBP BLK WP HR S P ERA WHIP	IP WLS BF H R ER SO BB IBB HBP BLK WP HR S P ERA WHIP	IP WLS BF H R ER SO BB IBB HBP BLK WP HR S P ERA WHIP	IP WLS BF H R ER SO BB IBB HBP BLK WP HR S P ERA WHIP	IP WLS BF H R ER SO BB IBB HBP BLK WP HR S P ERA WHIP	IP WLS BF H R ER SO BB IBB HBP BLK WP HR S P ERA WHIP	IP WLS BF H R ER SO BB IBB HBP BLK WP HR S P ERA WHIP	IP WLS BF H R ER SO BB IBB HBP BLK WP HR S P ERA WHIP	IP WLS BF H R ER SO BB IBB HBP BLK WP HR S P ERA WHIP	IP WLS BF H R ER SO BB IBB HBP BLK WP HR S P ERA WHIP	IP WLS BF H R ER SO BB IBB HBP BLK WP HR S P ERA WHIP	IP WLS BF H R ER SO BB IBB HBP BLK WP HR S P ERA WHIP	IP WLS BF H R ER SO BB IBB HBP BLK WP HR S P ERA WHIP	IP WLS BF H R ER SO BB IBB HBP BLK WP HR S P ERA WHIP	IP WLS BF H R ER SO BB IBB HBP BLK WP HR S P ERA WHIP	IP WLS BF H R ER SO BB IBB HBP BLK WP HR S P ERA WHIP	IP WLS BF H R ER SO BB IBB HBP BLK WP HR S P ERA WHIP	IP WLS BF H R ER SO BB IBB HBP BLK WP HR S P ERA WHIP	IP WLS BF H R ER SO BB IBB HBP BLK WP HR S P ERA WHIP	IP WLS BF H R ER SO BB IBB HBP BLK WP HR S P ERA WHIP	IP WLS BF H R ER SO BB IBB HBP BLK WP HR S P ERA WHIP	IP WLS BF H R ER SO BB IBB HBP BLK WP HR S P ERA WHIP

**New York Mets @ Washington Nationals**  
Nationals Park, Washington, DC  
Thu Jul 19 2012, 12:38 PM - 3:39 PM EDT  
Att: 36,389 - Cloudy - 88 F

AB 36  
R 9  
H 11  
RBI 8  
BB 4  
SO 4  
LOB 9



livebaseballscores.com

**New York Mets @ Washington Nationals**  
Nationals Park, Washington, DC  
Thu Jul 19 2012, 12:38 PM - 3:39 PM EDT  
Att: 36,389 - Cloudy - 88 F

AB 41  
R 5  
H 14  
RBI 4  
BB 1  
SO 8  
LOB 26



livebaseballscores.com



Batter	1	2	3	4	5	6	7	8	9	10	11	AB	R	H	RBI	BB	SO	LOB	TOP													
24 Michael Bourn, L (1.8)	G4-3		G6-3		K	K		K			HBP	5	0	1	2	1	3	4														
14 Martin Prado, R (1.7)	L9		P4		F9						F9	6	1	1	2	1	1	4														
22 Jason Heyward, L (1.9)												5	1	2	1	2	1	4														
10 Chipper Jones, S (1.5)	K		G6-3		G4-3						F9	5	0	1	2	1	1	4														
5 Freddie Freeman, L (1.3)			G4-3								G4-3	6	1	3	1	0	0	3														
16 Brian McCann, L (1.2)			F9									6	1	2	2	0	2	3														
26 Dan Uggla, R (1.4)					F9							4	4	3	0	2	0	1														
4 Paul Janish, R (1.6)			K		K							4	2	1	1	1	2	4														
48 Tommy Hanson, R (1.1)			K		F9							2	0	0	0	0	1	3														
37 Stephen Strasburg, R (1.1)												2	0	0	0	0	0	1	3													
51 Michael Gonzalez, L (0.1)												0	1	1	0	0	0	0	0													
22 Drew Storen, R (0.1)												0	0	0	0	0	0	0	0													
17 Sean Burnett, L (0.1)												0	0	0	0	0	0	0	0													
36 Tyler Clippard, R (0.1)												0	0	0	0	0	0	0	0													
Inning Stats	R: 0 E: 0 K: 1 S: 9	H: 1 LOB: 1 K: 2 P: 16	R: 0 E: 0 K: 2 S: 12	H: 1 LOB: 2 BB: 1 P: 22	R: 0 E: 0 K: 0 S: 10	H: 0 LOB: 2 BB: 2 P: 21	R: 0 E: 0 K: 1 S: 7	H: 1 LOB: 1 BB: 0 P: 12	R: 0 E: 0 K: 1 S: 9	H: 1 LOB: 1 BB: 0 P: 14	R: 4 E: 0 K: 2 S: 19	H: 5 LOB: 1 BB: 0 P: 35	R: 0 E: 0 K: 1 S: 6	H: 0 LOB: 0 BB: 1 P: 13	R: 4 E: 0 K: 2 S: 18	H: 3 LOB: 2 BB: 3 P: 39	R: 2 E: 0 K: 2 S: 12	H: 1 LOB: 1 BB: 1 P: 23	R: 0 E: 0 K: 1 S: 6	H: 0 LOB: 0 BB: 0 P: 8	R: 1 E: 1 K: 0 S: 9	H: 2 LOB: 2 BB: 0 P: 17	1B: 9 2B: 4 3B: 1 HR: 1	SF: 0 SAC: 1 DP: 1 HBP: 2	WP: 1 PB: 1 SB: 2 CS: 0	PA: 57						
PITCHER	IP: 5.1 WLS: 27 BF: 27 H: 8 R: 4 ER: 4 SO: 5	BB: 3 IBB: 0 HBP: 0 BLK: 0	WP: 0 HR: 1 S: 57 P: 103	ERA: 2.85 WHIP: 2.062	IP: 2.0 WLS: 1 BF: 9 H: 2 R: 1 ER: 0 SO: 1	BB: 0 IBB: 0 HBP: 0 BLK: 0	WP: 0 HR: 0 S: 15 P: 30	ERA: 3.77 WHIP: 1.200	IP: 1.0 WLS: 0 BF: 6 H: 1 R: 0 ER: 0 SO: 0	BB: 0 IBB: 0 HBP: 0 BLK: 0	WP: 0 HR: 0 S: 15 P: 25	ERA: 0.00 WHIP: 1.000	IP: 1.0 WLS: 0 BF: 6 H: 1 R: 0 ER: 0 SO: 0	BB: 0 IBB: 0 HBP: 0 BLK: 0	WP: 0 HR: 0 S: 15 P: 25	ERA: 0.00 WHIP: 1.000	IP: 1.0 WLS: 0 BF: 6 H: 1 R: 0 ER: 0 SO: 0	BB: 0 IBB: 0 HBP: 0 BLK: 0	WP: 0 HR: 0 S: 15 P: 25	ERA: 0.00 WHIP: 1.000	IP: 1.0 WLS: 0 BF: 6 H: 1 R: 0 ER: 0 SO: 0	BB: 0 IBB: 0 HBP: 0 BLK: 0	WP: 0 HR: 0 S: 15 P: 25	ERA: 0.00 WHIP: 1.000	IP: 1.0 WLS: 0 BF: 6 H: 1 R: 0 ER: 0 SO: 0	BB: 0 IBB: 0 HBP: 0 BLK: 0	WP: 0 HR: 0 S: 15 P: 25	ERA: 0.00 WHIP: 1.000	IP: 1.0 WLS: 0 BF: 6 H: 1 R: 0 ER: 0 SO: 0	BB: 0 IBB: 0 HBP: 0 BLK: 0	WP: 0 HR: 0 S: 15 P: 25	ERA: 0.00 WHIP: 1.000

Atlanta Braves @ Washington Nationals  
 Nationals Park, Washington, DC  
 Fri Jul 20 2012, 7:08 PM - 11:28 PM EDT  
 Att: 34,228 - Cloudy - 76 F

livebaseballscores.com  
 AB 46  
 R 11  
 H 15  
 RBI 11  
 BB 8  
 SO 13  
 LOB 34



Batter	1	2	3	4	5	6	7	8	9	10	11	AB	R	H	RBI	BB	SO	LOB	BOTTOM									
1 Steve Lombardozzi, S (1.7)												5	1	3	2	0	1	0										
22 Drew Storen, R (0.1)												0	0	0	0	0	0	0										
17 Sean Burnett, L (0.1)												0	0	0	0	0	0	0										
36 Tyler Clippard, R (0.1)												0	0	0	0	0	0	0										
57 Tyler Moore, R (10.7)												1	0	0	0	0	0	0										
34 Bryce Harper, L (1.8)	F7	G4-3			G1-6-3							5	1	0	0	1	1	4										
11 Ryan Zimmerman, R (1.5)			G5-3									5	2	3	3	1	1	0										
25 Adam LaRoche, L (1.3)			K		F8							6	1	2	0	0	1	1										
38 Michael Morse, R (1.9)												6	2	3	3	0	1	2										
20 Ian Desmond, R (1.6)												4	1	1	0	2	3	1										
8 Danny Espinosa, S (1.4)												6	1	2	1	0	0	4										
26 Jesus Flores, R (1.2)												2	1	0	0	1	1	2										
41 Sandy Leon, S (7.7)												2	0	1	0	0	0	0										
37 Stephen Strasburg, R (1.1)												2	0	0	0	1	1	2										
51 Michael Gonzalez, L (0.1)												0	0	0	0	0	0	0										
2 Roger Bernadina, L (7.7)												2	0	0	0	0	0	1										
32 Tom Gorzelanny, R (10.1)												0	0	0	0	0	0	0										
Inning Stats	R: 3 E: 0 K: 2 S: 20	H: 3 LOB: 2 BB: 2 P: 34	R: 0 E: 0 K: 1 S: 7	H: 0 LOB: 0 BB: 0 P: 9	R: 0 E: 0 K: 1 S: 14	H: 1 LOB: 1 BB: 1 P: 23	R: 3 E: 0 K: 1 S: 17	H: 2 LOB: 0 BB: 1 P: 26	R: 0 E: 0 K: 1 S: 11	H: 2 LOB: 1 BB: 0 P: 17	R: 0 E: 0 K: 2 S: 10	H: 0 LOB: 0 BB: 0 P: 15	R: 1 E: 0 K: 1 S: 9	H: 1 LOB: 0 BB: 0 P: 15	R: 0 E: 0 K: 0 S: 10	H: 1 LOB: 1 BB: 0 P: 15	R: 0 E: 0 K: 1 S: 6	H: 0 LOB: 0 BB: 0 P: 8	1B: 11 2B: 1 3B: 0 HR: 3	SF: 0 SAC: 0 DP: 2 HBP: 0	WP: 1 PB: 0 SB: 0 CS: 0	PA: 52						
PITCHER	IP: 4.0 WLS: 24 BF: 24 H: 8 R: 8 ER: 5 SO: 5	BB: 4 IBB: 0 HBP: 0 BLK: 0	WP: 0 HR: 2 S: 61 P: 96	ERA: 4.5 WHIP: 3.000	IP: 1.0 WLS: 1 BF: 7 H: 1 R: 0 ER: 0 SO: 0	BB: 0 IBB: 0 HBP: 0 BLK: 0	WP: 0 HR: 0 S: 18 P: 30	ERA: 9.00 WHIP: 3.000	IP: 1.0 WLS: 0 BF: 6 H: 1 R: 0 ER: 0 SO: 0	BB: 0 IBB: 0 HBP: 0 BLK: 0	WP: 0 HR: 0 S: 15 P: 20	ERA: 0.00 WHIP: 1.000	IP: 1.0 WLS: 0 BF: 6 H: 1 R: 0 ER: 0 SO: 0	BB: 0 IBB: 0 HBP: 0 BLK: 0	WP: 0 HR: 0 S: 15 P: 20	ERA: 0.00 WHIP: 1.000	IP: 1.0 WLS: 0 BF: 6 H: 1 R: 0 ER: 0 SO: 0	BB: 0 IBB: 0 HBP: 0 BLK: 0	WP: 0 HR: 0 S: 15 P: 20	ERA: 0.00 WHIP: 1.000	IP: 1.0 WLS: 0 BF: 6 H: 1 R: 0 ER: 0 SO: 0	BB: 0 IBB: 0 HBP: 0 BLK: 0	WP: 0 HR: 0 S: 15 P: 20	ERA: 0.00 WHIP: 1.000	IP: 1.0 WLS: 0 BF: 6 H: 1 R: 0 ER: 0 SO: 0	BB: 0 IBB: 0 HBP: 0 BLK: 0	WP: 0 HR: 0 S: 15 P: 20	ERA: 0.00 WHIP: 1.000

Atlanta Braves @ Washington Nationals  
 Nationals Park, Washington, DC  
 Fri Jul 20 2012, 7:08 PM - 11:28 PM EDT  
 Att: 34,228 - Cloudy - 76 F

livebaseballscores.com  
 AB 46  
 R 10  
 H 15  
 RBI 10  
 BB 6  
 SO 11  
 LOB 15









Batter	1	2	3	4	5	6	7	8	9	AB	R	H	RBI	BB	SO	LOB	TOP			
24 Michael Bourn, L (1,8) OBP: 0.359, SLG: 0.445										4	0	1	0	0	2	1	<b>Atlanta Braves @ Washington Nationals</b> Nationals Park, Washington, DC Sat Jul 21 2012, 7:06 PM - 10:01 PM EDT Att. 40,047 - Overcast - 70 F			
14 Martin Prado, R (1,7) OBP: 0.364, SLG: 0.431										4	0	0	0	0	0	2				
22 Jason Heyward, L (1,9) OBP: 0.345, SLG: 0.468										3	1	0	0	1	1	0				
10 Chipper Jones, S (1,5) OBP: 0.390, SLG: 0.507										3	1	1	1	0	0	0				
5 Freddie Freeman, L (1,3) OBP: 0.334, SLG: 0.481										4	0	2	1	0	1	1				
26 Dan Uggla, R (1,4) OBP: 0.354, SLG: 0.378										2	0	0	0	1	0	0				
8 David Ross, R (1,2) OBP: 0.367, SLG: 0.488										3	0	0	0	1	0	4				
4 Paul Janish, R (1,6) OBP: 0.286, SLG: 0.280										3	0	1	0	0	0	0				
20 Eric Hinske, L (9,PH) OBP: 0.266, SLG: 0.302										1	0	0	0	0	0	1				
40 Randall Delgado, R (1,1) OBP: 0.240, SLG: 0.240										1	0	0	0	0	0	0				
25 Juan Francisco, L (7,PH) OBP: 0.263, SLG: 0.454										1	0	0	0	0	0	1				
50 Cristhian Martinez, R (7,1) OBP: 0.293, SLG: 0.454										0	0	0	0	0	0	0				
38 Anthony Varvaro, R (8,1) OBP: 0.310, SLG: 0.454										1	0	0	0	0	0	1				
16 Brian McCann, L (9,PH) OBP: 0.310, SLG: 0.454										1	0	0	0	0	1	1				
<b>Inning Stats</b>	R: 2 E: 0 K: 0 S: 10	H: 3 LOB: 2 BB: 2 P: 22	R: 0 E: 0 K: 1 S: 8	H: 1 LOB: 1 BB: 0 P: 13	R: 0 E: 0 K: 0 S: 12	H: 1 LOB: 2 BB: 0 P: 18	R: 0 E: 0 K: 0 S: 8	H: 0 LOB: 0 BB: 0 P: 12	R: 0 E: 0 K: 0 S: 10	H: 0 LOB: 1 BB: 0 P: 13	R: 0 E: 0 K: 2 S: 10	H: 0 LOB: 0 BB: 0 P: 13	R: 0 E: 0 K: 2 S: 12	H: 0 LOB: 0 BB: 1 P: 20	R: 0 E: 0 K: 1 S: 12	H: 0 LOB: 1 BB: 1 P: 21	1B: 3 2B: 2 3B: 0 HR: 0	SF: 0 SAC: 1 DP: 1 HBP: 2	WP: 0 PB: 0 SB: 0 CS: 0	PA: 36
<b>PITCHER</b>	IP WLS BF H R ER SO BB IBB HBP BLK WP HR S P ERA WHIP																			
31 John Lannan, L (1,1) ERA: 2.57	7.0 W 29 5 2 2 3 2 0 0 2 0 0 0 65 98 2.57 1.000																			
17 Sean Burnett, L (8,1) ERA: 2.21	1.0 H 3 0 0 0 2 0 0 0 0 0 0 0 12 20 0.00 0.000																			
36 Tyler Clippard, R (9,1) ERA: 3.12	1.0 S 4 0 0 0 1 1 0 0 0 0 0 0 12 21 0.00 1.000																			
<b>Batter</b>	<b>1</b>	<b>2</b>	<b>3</b>	<b>4</b>	<b>5</b>	<b>6</b>	<b>7</b>	<b>8</b>	<b>9</b>	<b>AB</b>	<b>R</b>	<b>H</b>	<b>RBI</b>	<b>BB</b>	<b>SO</b>	<b>LOB</b>	<b>BOTTOM</b>			
1 Steve Lombardozzi, S (1,7) OBP: 0.318, SLG: 0.338										5	0	0	0	0	1	5	<b>Atlanta Braves @ Washington Nationals</b> Nationals Park, Washington, DC Sat Jul 21 2012, 7:06 PM - 10:01 PM EDT Att. 40,047 - Overcast - 70 F			
2 Roger Bernadina, L (1,8) OBP: 0.356, SLG: 0.391										4	1	3	1	0	0	0				
11 Ryan Zimmerman, R (1,5) OBP: 0.334, SLG: 0.442										4	0	2	0	0	0	1				
38 Michael Morse, R (1,9) OBP: 0.314, SLG: 0.423										3	0	0	0	0	1	2				
25 Adam LaRoche, L (1,3) OBP: 0.332, SLG: 0.478										4	0	0	0	0	2	5				
20 Ian Desmond, R (1,6) OBP: 0.322, SLG: 0.503										3	0	0	1	0	0	2				
17 Sean Burnett, L (8,1) OBP: 0.341, SLG: 0.442										0	0	0	0	0	0	0				
34 Bryce Harper, L (8,PH) OBP: 0.341, SLG: 0.442										1	1	1	0	0	0	0				
8 Danny Espinosa, S (1,4) OBP: 0.315, SLG: 0.391										3	2	1	1	1	1	2				
41 Sandy León, S (1,2) OBP: 0.500, SLG: 0.444										3	1	2	0	0	0	0				
31 John Lannan, L (1,1) OBP: 1.000, SLG: 1.000										1	0	1	0	0	0	0				
7 Mark DeRosa, R (7,PH) OBP: 0.292, SLG: 0.226										1	0	0	0	0	0	1				
36 Tyler Clippard, R (9,1) OBP: 0.310, SLG: 0.454										0	0	0	0	0	0	0				
<b>Inning Stats</b>	R: 0 E: 0 K: 0 S: 9	H: 0 LOB: 0 BB: 0 P: 14	R: 0 E: 0 K: 0 S: 10	H: 0 LOB: 0 BB: 0 P: 16	R: 0 E: 0 K: 1 S: 9	H: 1 LOB: 1 BB: 0 P: 13	R: 0 E: 0 K: 1 S: 12	H: 2 LOB: 1 BB: 0 P: 17	R: 1 E: 0 K: 0 S: 7	H: 2 LOB: 1 BB: 1 P: 14	R: 1 E: 0 K: 2 S: 15	H: 2 LOB: 2 BB: 0 P: 25	R: 1 E: 0 K: 0 S: 16	H: 2 LOB: 1 BB: 0 P: 20	R: 2 E: 1 K: 1 S: 21	H: 2 LOB: 2 BB: 0 P: 36	1B: 10 2B: 0 3B: 0 HR: 0	SF: 0 SAC: 2 DP: 1 HBP: 2	WP: 3 PB: 0 SB: 1 CS: 0	PA: 37
<b>PITCHER</b>	IP WLS BF H R ER SO BB IBB HBP BLK WP HR S P ERA WHIP																			
40 Randall Delgado, R (1,1) ERA: 4.42	6.0 25 6 2 2 4 1 0 0 1 0 0 0 62 99 3.00 1.167																			
50 Cristhian Martinez, R (7,1) ERA: 4.21	1.2 L 9 4 3 2 1 0 0 0 0 0 1 0 28 39 10.80 2.400																			
38 Anthony Varvaro, R (8,1) ERA: 5.17	0.1 3 0 0 0 0 0 0 0 1 0 0 0 9 17 0.00 0.000																			



Batter	1	2	3	4	5	6	7	8	9	AB	R	H	RBI	BB	SO	LOB	TOP					
24 Michael Bourn, L (1,8) OBP: 0.356, SLG: 0.440	B2		G4-3		G3		G4-3			4	0	0	0	0	0	2	<b>Atlanta Braves @ Washington Nationals</b> Nationals Park, Washington, DC Sun Jul 22 2012, 1:39 PM - 4:29 PM EDT Att: 34,917 - Overcast - 79 F					
14 Martin Prado, R (1,7) OBP: 0.365, SLG: 0.432	L9							G4-3		4	1	2	0	0	0	0						
22 Jason Heyward, L (1,9) OBP: 0.347, SLG: 0.471	G3									4	1	2	0	0	1	1						
10 Chipper Jones, S (1,5) OBP: 0.392, SLG: 0.507										4	0	2	0	0	1	3						
5 Freddie Freeman, L (1,3) OBP: 0.373, SLG: 0.478	FC4-6									4	0	1	1	0	0	2						
16 Brian McCann, L (1,2) OBP: 0.307, SLG: 0.449	F9									3	0	0	0	0	0	4						
39 Jonny Venters, L (7,1) OBP: 0.283, SLG: 0.299										0	0	0	0	0	0	0						
20 Eric Hinske, L (9,PH) OBP: 0.283, SLG: 0.299										1	0	0	0	0	0	0						
26 Dan Uggla, R (1,4) OBP: 0.353, SLG: 0.375	P3									3	0	0	0	1	1	1						
4 Paul Janish, R (1,6) OBP: 0.250, SLG: 0.241										4	0	0	0	0	2	1						
49 Jair Jurrjens, R (1,1) OBP: 0.143, SLG: 0.077										1	0	0	0	0	0	0						
43 Luis Avilan, L (3,1) OBP: 0.500, SLG: 0.500										1	0	1	0	0	0	0						
38 Anthony Varvaro, R (6,1) OBP: 0.364, SLG: 0.483										0	0	0	0	0	0	0						
8 David Ross, R (7,PH) OBP: 0.364, SLG: 0.483										1	0	0	0	0	0	1						
<b>Inning Stats</b>	R: 0 E: 0 K: 0 S: 5	H: 0 LOB: 0 BB: 0 P: 8	R: 0 E: 0 K: 0 S: 7	H: 1 LOB: 1 BB: 0 P: 12	R: 0 E: 0 K: 1 S: 10	H: 0 LOB: 0 BB: 0 P: 18	R: 0 E: 0 K: 1 S: 10	H: 3 LOB: 2 BB: 0 P: 12	R: 0 E: 0 K: 0 S: 8	H: 1 LOB: 1 BB: 0 P: 10	R: 2 E: 0 K: 1 S: 13	H: 2 LOB: 0 BB: 0 P: 20	R: 0 E: 0 K: 0 S: 11	H: 0 LOB: 1 BB: 1 P: 18	R: 0 E: 0 K: 0 S: 11	H: 1 LOB: 1 BB: 0 P: 16	R: 0 E: 0 K: 2 S: 8	H: 0 LOB: 0 BB: 0 P: 15	1B: 7 2B: 1 3B: 0 HR: 0	SF: 0 SAC: 0 DP: 1 HBP: 0	WP: 0 PB: 1 SB: 0 CS: 0	PA: 35
<b>PITCHER</b>	IP WLS BF H R ER SO BB IBB HBP BLK WP HR S P ERA WHIP																					
48 Ross Detwiler, L (1,1) ERA: 3.01	7.0 W 28 7 2 1 3 1 0 0 0 0 0 64 98 1.29 1.143																					
35 Craig Stammen, R (8,1) ERA: 2.0	2.0 7 1 0 0 2 0 0 0 0 0 0 19 31 0.00 0.500																					

AB 34  
R 2  
H 8  
RBI 1  
BB 1  
SO 5  
LOB 15



Batter	1	2	3	4	5	6	7	8	9	AB	R	H	RBI	BB	SO	LOB	BOTTOM			
1 Steve Lombardozzi, S (1,4) OBP: 0.316, SLG: 0.335	FC4-6	FC3-6		G5-3	F9		G1-3			5	0	1	0	0	0	3	<b>Atlanta Braves @ Washington Nationals</b> Nationals Park, Washington, DC Sun Jul 22 2012, 1:39 PM - 4:29 PM EDT Att: 34,917 - Overcast - 79 F			
34 Bryce Harper, L (1,9) OBP: 0.338, SLG: 0.438	FC4-6	L9		K			E1			5	1	1	0	0	1	2				
11 Ryan Zimmerman, R (1,5) OBP: 0.338, SLG: 0.463	HR			L9			G4-3			5	3	3	3	0	0	1				
38 Michael Morse, R (1,7) OBP: 0.321, SLG: 0.433	2B			G4-3						5	3	3	0	0	2	2				
25 Adam LaRoche, L (1,3) OBP: 0.333, SLG: 0.477	P5			G4-3						5	0	2	0	0	1	3				
8 Danny Espinosa, S (1,6) OBP: 0.321, SLG: 0.401	2B									4	2	3	2	1	0	1				
2 Roger Bernadina, L (1,8) OBP: 0.372, SLG: 0.401	1B									4	0	3	2	1	0	1				
41 Sandy León, S (1,2) OBP: 0.429, SLG: 0.462	CS	G3		P3						4	0	1	2	0	0	5				
48 Ross Detwiler, R (1,1) ERA: 7.04										3	0	1	0	0	1	4				
57 Tyler Moore, R (7,PH) ERA: 4.7										1	0	0	0	0	1	0				
35 Craig Stammen, R (8,1) ERA: 5.4										0	0	0	0	0	0	0				
<b>Inning Stats</b>	R: 4 E: 0 K: 0 S: 17	H: 5 LOB: 0 BB: 0 P: 23	R: 0 E: 0 K: 0 S: 9	H: 1 LOB: 0 BB: 0 P: 16	R: 2 E: 0 K: 0 S: 16	H: 4 LOB: 2 BB: 0 P: 22	R: 0 E: 0 K: 1 S: 8	H: 0 LOB: 0 BB: 0 P: 16	R: 2 E: 0 K: 2 S: 12	H: 3 LOB: 2 BB: 1 P: 22	R: 1 E: 0 K: 0 S: 15	H: 4 LOB: 3 BB: 1 P: 32	R: 0 E: 1 K: 1 S: 8	H: 0 LOB: 1 BB: 0 P: 11	R: 0 E: 0 K: 1 S: 7	H: 1 LOB: 1 BB: 0 P: 10	1B: 12 2B: 4 3B: 0 HR: 2	SF: 0 SAC: 0 DP: 0 HBP: 0	WP: 2 PB: 0 SB: 2 CS: 1	PA: 44
<b>PITCHER</b>	IP WLS BF H R ER SO BB IBB HBP BLK WP HR S P ERA WHIP																			
49 Jair Jurrjens, R (1,1) ERA: 7.04	2.1 L 15 9 6 6 0 0 0 0 0 0 0 28 49 6.75 3.857																			
43 Luis Avilan, L (3,1) ERA: 4.7	2.2 13 4 2 2 3 0 1 0 0 0 0 28 49 6.75 1.500																			
38 Anthony Varvaro, R (6,1) ERA: 5.4	1.0 7 4 1 1 1 1 0 0 0 0 1 0 15 32 9.00 5.000																			
39 Jonny Venters, L (7,1) ERA: 4.19	2.0 8 1 0 0 2 0 0 0 0 0 1 0 15 21 0.00 0.500																			









Batter	1	2	3	4	5	6	7	8	9	AB	R	H	RBI	BB	SO	LOB	TOP							
1 Steve Lombardozzi, S OBP: 0.311, SLG: 0.329										5	0	0	0	0	2	0	<p>Washington Nationals @ New York Mets Citi Field, Flushing, NY Tue Jul 24 2012, 7:11 PM - 9:43 PM EDT Att: 36,236 - Partly Cloudy - 90 F</p>							
34 Bryce Harper, L OBP: 0.340, SLG: 0.443										4	0	0	0	1	3	0								
11 Ryan Zimmerman, R OBP: 0.340, SLG: 0.467										5	1	3	0	0	0	1								
38 Michael Morse, R OBP: 0.317, SLG: 0.439										4	1	1	0	0	0	3								
25 Adam LaRoche, L OBP: 0.339, SLG: 0.486										3	1	2	2	1	0	1								
8 Danny Espinosa, S OBP: 0.321, SLG: 0.402										4	1	2	1	0	2	2								
2 Roger Bernadina, L OBP: 0.370, SLG: 0.397										4	1	2	0	0	1	2								
26 Jesus Flores, R OBP: 0.267, SLG: 0.332										4	0	1	1	0	2	3								
47 Gio González, R OBP: 0.108, SLG: 0.114										3	0	0	0	0	0	1								
57 Tyler Moore, R OBP: 0.357, SLG: 0.596										1	0	0	0	0	1	2								
52 Ryan Mattheus, R ERA: 11.35										0	0	0	0	0	0	0								
17 Sean Burnett, L ERA: 3.86										0	0	0	0	0	0	0								
36 Tyler Clippard, R ERA: 4.46										0	0	0	0	0	0	0								
<b>Inning Stats</b>	R: 0 E: 0 K: 2 S: 11	H: 1 LOB: 1 BB: 0 P: 14	R: 0 E: 0 K: 2 S: 14	H: 0 LOB: 1 BB: 1 P: 21	R: 0 E: 0 K: 1 S: 10	H: 0 LOB: 0 BB: 0 P: 14	R: 1 E: 0 K: 0 S: 7	H: 2 LOB: 1 BB: 0 P: 8	R: 0 E: 0 K: 1 S: 10	H: 0 LOB: 0 BB: 0 P: 13	R: 4 E: 1 K: 1 S: 20	H: 5 LOB: 1 BB: 0 P: 25	R: 0 E: 0 K: 0 S: 9	H: 1 LOB: 0 BB: 0 P: 12	R: 0 E: 0 K: 3 S: 14	H: 2 LOB: 2 BB: 0 P: 16	R: 0 E: 0 K: 1 S: 7	H: 0 LOB: 0 BB: 1 P: 15	1B: 8 2B: 2 3B: 0 HR: 1	SF: 0 SAC: 0 DP: 0 HBP: 0	WP: 0 PB: 0 CS: 1	PA: 39		
<b>PITCHER</b>	IP WLS BF H R ER SO BB IBB HBP BLK WP HR S P ERA WHIP	IP WLS BF H R ER SO BB IBB HBP BLK WP HR S P ERA WHIP	IP WLS BF H R ER SO BB IBB HBP BLK WP HR S P ERA WHIP	IP WLS BF H R ER SO BB IBB HBP BLK WP HR S P ERA WHIP	IP WLS BF H R ER SO BB IBB HBP BLK WP HR S P ERA WHIP	IP WLS BF H R ER SO BB IBB HBP BLK WP HR S P ERA WHIP	IP WLS BF H R ER SO BB IBB HBP BLK WP HR S P ERA WHIP	IP WLS BF H R ER SO BB IBB HBP BLK WP HR S P ERA WHIP	IP WLS BF H R ER SO BB IBB HBP BLK WP HR S P ERA WHIP	IP WLS BF H R ER SO BB IBB HBP BLK WP HR S P ERA WHIP	IP WLS BF H R ER SO BB IBB HBP BLK WP HR S P ERA WHIP	IP WLS BF H R ER SO BB IBB HBP BLK WP HR S P ERA WHIP	IP WLS BF H R ER SO BB IBB HBP BLK WP HR S P ERA WHIP	IP WLS BF H R ER SO BB IBB HBP BLK WP HR S P ERA WHIP	IP WLS BF H R ER SO BB IBB HBP BLK WP HR S P ERA WHIP	IP WLS BF H R ER SO BB IBB HBP BLK WP HR S P ERA WHIP	IP WLS BF H R ER SO BB IBB HBP BLK WP HR S P ERA WHIP	IP WLS BF H R ER SO BB IBB HBP BLK WP HR S P ERA WHIP	IP WLS BF H R ER SO BB IBB HBP BLK WP HR S P ERA WHIP	IP WLS BF H R ER SO BB IBB HBP BLK WP HR S P ERA WHIP	IP WLS BF H R ER SO BB IBB HBP BLK WP HR S P ERA WHIP	IP WLS BF H R ER SO BB IBB HBP BLK WP HR S P ERA WHIP	IP WLS BF H R ER SO BB IBB HBP BLK WP HR S P ERA WHIP	IP WLS BF H R ER SO BB IBB HBP BLK WP HR S P ERA WHIP

Washington Nationals @ New York Mets  
Citi Field, Flushing, NY  
Tue Jul 24 2012, 7:11 PM - 9:43 PM EDT  
Att: 36,236 - Partly Cloudy - 90 F

AB	37
R	5
H	11
RBI	4
BB	2
SO	11
LOB	15



Batter	1	2	3	4	5	6	7	8	9	AB	R	H	RBI	BB	SO	LOB	BOTTOM							
56 Andres Torres, S OBP: 0.335, SLG: 0.297										3	0	0	0	1	0	0	<p>Washington Nationals @ New York Mets Citi Field, Flushing, NY Tue Jul 24 2012, 7:11 PM - 9:43 PM EDT Att: 36,236 - Partly Cloudy - 90 F</p>							
30 Josh Thole, L OBP: 0.324, SLG: 0.332										3	0	0	0	0	0	1								
28 Daniel Murphy, L OBP: 0.343, SLG: 0.434										4	0	0	0	0	1	0								
46 Manny Acosta, R ERA: 11.35										4	1	0	0	0	1	0								
66 Josh Edgin, R ERA: 3.86										4	0	1	0	0	1	1								
11 Rubén Tejada, R OBP: 0.361, SLG: 0.382										2	0	0	0	1	1	1								
52 Ramon E Ramirez, R ERA: 4.46										3	0	1	1	0	1	2								
5 David Wright, R OBP: 0.434, SLG: 0.572										2	0	0	0	0	1	0								
12 Scott Hairston, R OBP: 0.289, SLG: 0.500										1	0	0	0	0	0	0								
29 Ike Davis, L OBP: 0.276, SLG: 0.404										2	0	0	0	0	0	0								
44 Jason Bay, R OBP: 0.235, SLG: 0.354										2	0	0	0	0	0	0								
13 Ronny Cedeno, R OBP: 0.345, SLG: 0.388										2	0	0	0	0	1	0								
4 Mike Nickeas, R OBP: 0.241, SLG: 0.228										1	0	0	0	0	0	0								
1 Jordany Valdespin, L OBP: 0.323, SLG: 0.598										1	1	1	1	0	0	0								
43 R.A. Dickey, R OBP: 0.190, SLG: 0.171										1	0	0	0	0	0	0								
Justin Turner, R OBP: 0.316, SLG: 0.355										2	0	0	0	0	0	0								
<b>Inning Stats</b>	R: 0 E: 0 K: 0 S: 5	H: 0 LOB: 0 BB: 0 P: 6	R: 1 E: 1 K: 2 S: 14	H: 1 LOB: 1 BB: 0 P: 22	R: 0 E: 0 K: 0 S: 4	H: 0 LOB: 0 BB: 0 P: 6	R: 0 E: 0 K: 0 S: 4	H: 0 LOB: 0 BB: 0 P: 5	R: 0 E: 0 K: 1 S: 9	H: 0 LOB: 0 BB: 0 P: 13	R: 0 E: 0 K: 1 S: 8	H: 0 LOB: 1 BB: 1 P: 16	R: 0 E: 0 K: 0 S: 9	H: 1 LOB: 2 BB: 1 P: 19	R: 1 E: 0 K: 0 S: 14	H: 1 LOB: 0 BB: 0 P: 21	R: 0 E: 0 K: 2 S: 9	H: 0 LOB: 0 BB: 0 P: 12	1B: 2 2B: 0 3B: 0 HR: 1	SF: 0 SAC: 0 DP: 0 HBP: 0	WP: 0 PB: 0 CS: 0	PA: 32		
<b>PITCHER</b>	IP WLS BF H R ER SO BB IBB HBP BLK WP HR S P ERA WHIP	IP WLS BF H R ER SO BB IBB HBP BLK WP HR S P ERA WHIP	IP WLS BF H R ER SO BB IBB HBP BLK WP HR S P ERA WHIP	IP WLS BF H R ER SO BB IBB HBP BLK WP HR S P ERA WHIP	IP WLS BF H R ER SO BB IBB HBP BLK WP HR S P ERA WHIP	IP WLS BF H R ER SO BB IBB HBP BLK WP HR S P ERA WHIP	IP WLS BF H R ER SO BB IBB HBP BLK WP HR S P ERA WHIP	IP WLS BF H R ER SO BB IBB HBP BLK WP HR S P ERA WHIP	IP WLS BF H R ER SO BB IBB HBP BLK WP HR S P ERA WHIP	IP WLS BF H R ER SO BB IBB HBP BLK WP HR S P ERA WHIP	IP WLS BF H R ER SO BB IBB HBP BLK WP HR S P ERA WHIP	IP WLS BF H R ER SO BB IBB HBP BLK WP HR S P ERA WHIP	IP WLS BF H R ER SO BB IBB HBP BLK WP HR S P ERA WHIP	IP WLS BF H R ER SO BB IBB HBP BLK WP HR S P ERA WHIP	IP WLS BF H R ER SO BB IBB HBP BLK WP HR S P ERA WHIP	IP WLS BF H R ER SO BB IBB HBP BLK WP HR S P ERA WHIP	IP WLS BF H R ER SO BB IBB HBP BLK WP HR S P ERA WHIP	IP WLS BF H R ER SO BB IBB HBP BLK WP HR S P ERA WHIP	IP WLS BF H R ER SO BB IBB HBP BLK WP HR S P ERA WHIP	IP WLS BF H R ER SO BB IBB HBP BLK WP HR S P ERA WHIP	IP WLS BF H R ER SO BB IBB HBP BLK WP HR S P ERA WHIP	IP WLS BF H R ER SO BB IBB HBP BLK WP HR S P ERA WHIP	IP WLS BF H R ER SO BB IBB HBP BLK WP HR S P ERA WHIP	IP WLS BF H R ER SO BB IBB HBP BLK WP HR S P ERA WHIP

Washington Nationals @ New York Mets  
Citi Field, Flushing, NY  
Tue Jul 24 2012, 7:11 PM - 9:43 PM EDT  
Att: 36,236 - Partly Cloudy - 90 F

AB	30
R	2
H	3
RBI	2
BB	2
SO	6
LOB	5

















Batter	1	2	3	4	5	6	7	8	9	AB	R	H	RBI	BB	SO	LOB	TOP										
8 Danny Espinosa, S OBP: 0.316, SLG: 0.404	G1-3		K		P6		1B		G1-3	5	0	1	0	0	1	1	<b>Washington Nationals @ Milwaukee Brewers</b> Miller Park, Milwaukee, WI Sat Jul 28 2012, 6:10 PM - 8:51 PM CDT Att: 41,890 - Partly Cloudy - 76 F										
10 Corey Brown, L OBP: 0.093, SLG: 0.333	K			HR	K		FC4-6		G3	5	1	1	1	0	2	2											
11 Ryan Zimmerman, R (1,5)				G4-3						3	1	1	1	1	1												
38 Michael Morse, R (8,7)	G1-3			1B	F9				G6-3	4	0	1	0	0	0	1											
25 Adam LaRoche, L OBP: 0.341, SLG: 0.499	G1-3			1B						4	1	2	0	0	1	0											
57 Tyler Moore, R OBP: 0.363, SLG: 0.538	G6-3			1B						4	1	2	2	0	1	1											
17 Sean Burnett, L 36 Tyler Clippard, R (9,1)				HR						0	0	0	0	0	0	0											
26 Jesus Flores, R OBP: 0.267, SLG: 0.329	G2-3			1B						0	0	0	0	0	0	0											
1 Steve Lombardozzi, S OBP: 0.309, SLG: 0.333			F8		G5-3					4	0	2	0	0	0	1											
27 Jordan Zimmermann, R (1,1)										2	0	0	0	0	1	2											
7 Mark DeRosa, R (7,PH) 22 Drew Storen, S (7,1) 2 Roger Bernadina, L (8,9)			K		G5-3		F8		G5-3	1	0	0	0	0	0	0											
										1	0	0	0	0	0	0											
										1	0	0	0	0	0	1											
<b>Inning Stats</b>	R: 0 E: 0 K: 1 S: 12	H: 0 LOB: 1 BB: 1 P: 17	R: 0 E: 0 K: 0 S: 7	H: 0 LOB: 0 BB: 0 P: 10	R: 0 E: 0 K: 2 S: 9	H: 0 LOB: 0 BB: 0 P: 11	R: 3 E: 0 K: 0 S: 20	H: 6 LOB: 2 BB: 0 P: 29	R: 1 E: 0 K: 1 S: 8	H: 1 LOB: 1 BB: 0 P: 11	R: 0 E: 0 K: 1 S: 9	H: 1 LOB: 1 BB: 0 P: 11	R: 0 E: 0 K: 1 S: 9	H: 1 LOB: 1 BB: 0 P: 16	R: 0 E: 0 K: 2 S: 10	H: 1 LOB: 1 BB: 0 P: 17	R: 0 E: 0 K: 0 S: 6	H: 1 LOB: 1 BB: 0 P: 6	1B: 8 2B: 0 3B: 0 HR: 3	SF: 0 SAC: 0 DP: 0 HBP: 0	WP: 0 PB: 0 CS: 0	PA: 38					
<b>PITCHER</b>	IP	WLS	BF	H	R	ER	SO	BB	IBB	HBP	BLK	WP	HR	S	P	ERA	WHIP										
43 Randy Wolf, L ERA: 5.45	7.0	L	30	9	4	4	6	1	0	0	1	0	3	74	105	5.14	1.429										
51 Jim Henderson, R ERA: 3.77	1.0		4	1	0	0	2	0	0	0	0	0	0	10	17	0.00	1.000										
50 Kameron Loe, R ERA: 3.77	1.0		4	1	0	0	0	0	0	0	0	0	0	6	6	0.00	1.000										

AB	37
R	4
H	11
RBI	4
BB	1
SO	8
LOB	12



Batter	1	2	3	4	5	6	7	8	9	AB	R	H	RBI	BB	SO	LOB	BOTTOM										
7 Norichika Aoki, L OBP: 0.351, SLG: 0.416	G6-3		1B		L8				G4-3	4	0	1	0	0	0	0	<b>Washington Nationals @ Milwaukee Brewers</b> Miller Park, Milwaukee, WI Sat Jul 28 2012, 6:10 PM - 8:51 PM CDT Att: 41,890 - Partly Cloudy - 76 F										
27 Carlos Gómez, R OBP: 0.295, SLG: 0.448	K		SH2-3		P6				G5-3	3	0	0	0	0	1	0											
8 Ryan Braun, R (1,7)	K		G5-3							4	0	1	0	0	2	2											
16 Aramis Ramirez, R OBP: 0.350, SLG: 0.494		F8		2B	F7				F9	4	1	1	0	0	0	1											
1 Corey Hart, R OBP: 0.317, SLG: 0.488		K		G4-3					K	4	0	0	0	0	2	1											
23 Rickie Weeks Jr., R OBP: 0.321, SLG: 0.563									F9	3	0	2	1	0	0	0											
12 Martín Maldonado, R OBP: 0.320, SLG: 0.932		G6-3							K	3	0	0	0	1	1	2											
21 Cody Ransom, R OBP: 0.300, SLG: 0.398					G5-4-3					3	0	0	0	0	2	3											
43 Randy Wolf, L ERA: 2.25										2	0	1	0	0	1	0											
20 Jonathan Lucroy, R (7,PH) 51 Jim Henderson, L (8,1) 50 Kameron Loe, R (9,1)										1	0	0	0	0	0	1											
										0	0	0	0	0	0	0											
										0	0	0	0	0	0	0											
<b>Inning Stats</b>	R: 0 E: 0 K: 2 S: 12	H: 0 LOB: 0 BB: 0 P: 16	R: 0 E: 0 K: 1 S: 12	H: 1 LOB: 1 BB: 0 P: 17	R: 0 E: 0 K: 1 S: 12	H: 2 LOB: 2 BB: 0 P: 14	R: 1 E: 0 K: 0 S: 16	H: 2 LOB: 1 BB: 1 P: 26	R: 0 E: 0 K: 1 S: 10	H: 0 LOB: 0 BB: 0 P: 12	R: 0 E: 0 K: 1 S: 7	H: 0 LOB: 0 BB: 0 P: 8	R: 0 E: 0 K: 1 S: 8	H: 0 LOB: 1 BB: 0 P: 12	R: 0 E: 0 K: 0 S: 5	H: 1 LOB: 1 BB: 0 P: 11	R: 0 E: 0 K: 2 S: 9	H: 0 LOB: 0 BB: 0 P: 12	1B: 4 2B: 2 3B: 0 HR: 0	SF: 0 SAC: 1 DP: 1 HBP: 1	WP: 0 PB: 0 CS: 0	PA: 34					
<b>PITCHER</b>	IP	WLS	BF	H	R	ER	SO	BB	IBB	HBP	BLK	WP	HR	S	P	ERA	WHIP										
27 Jordan Zimmermann, R ERA: 4.91	6.0	W	23	5	1	1	6	1	0	0	0	0	0	69	93	1.50	1.000										
22 Drew Storen, R ERA: 4.91	1.0	H	4	0	0	0	1	0	0	1	0	0	0	8	12	0.00	0.000										
17 Sean Burnett, L ERA: 2.08	1.0	H	4	1	0	0	0	0	0	0	0	0	0	5	11	0.00	1.000										
36 Tyler Clippard, R ERA: 2.91	1.0	S	3	0	0	0	2	0	0	0	0	0	0	9	12	0.00	1.000										

AB	31
R	1
H	6
RBI	1
BB	1
SO	9
LOB	10





















Batter	1	2	3	4	5	6	7	8	9	AB	R	H	RBI	BB	SO	LOB	TOP					
1 Emilio Bonifacio, S OBP: 0.337, SLG: 0.323										4	1	0	1	1	0	3	<b>Miami Marlins @ Washington Nationals</b> Nationals Park, Washington, DC Fri Aug 03 2012, 4:09 PM - 7:33 PM EDT Partly Cloudy - 93 F					
17 Donovan Solano, R OBP: 0.332, SLG: 0.370										5	0	1	0	0	1	1						
7 José Reyes, S OBP: 0.345, SLG: 0.424										5	0	2	0	0	0	1						
45 Carlos Lee, R OBP: 0.354, SLG: 0.399										3	0	1	0	1	0	2						
26 Austin Kearns, R OBP: 0.348, SLG: 0.404										2	1	0	0	2	1	2						
22 Donnie Murphy, R OBP: 0.267, SLG: 0.403										3	0	1	0	0	1	1						
20 Justin Ruggiano, R (7, PR) OBP: 0.417, SLG: 0.647										1	1	0	0	0	1	3						
2 Gorkys Hernández, R OBP: 0.152, SLG: 0.067										1	0	0	0	1	0	1						
58 Ryan Webb, R										0	0	0	0	0	0	0						
11 Bryan Petersen, L (7, PH) OBP: 0.293, SLG: 0.200										1	0	0	0	1	1	3						
9 Brett Hayes, R OBP: 0.241, SLG: 0.269										3	1	2	1	1	0	0						
52 Brad Hand, L										1	0	0	0	0	0	2						
6 Scott Cousins, L OBP: 0.168, SLG: 0.290										2	0	0	0	0	1	2						
39 Chris Hatcher, R										0	0	0	0	0	0	0						
29 Greg Dobbs, L (9, PH) OBP: 0.326, SLG: 0.369										1	0	1	0	0	0	0						
<b>Inning Stats</b>	R: 1 E: 0 K: 1 S: 11	H: 2 LOB: 1 BB: 1 P: 18	R: 0 E: 0 K: 0 S: 7	H: 0 LOB: 1 BB: 2 P: 17	R: 0 E: 0 K: 1 S: 7	H: 0 LOB: 0 BB: 0 P: 9	R: 0 E: 0 K: 1 S: 6	H: 1 LOB: 1 BB: 0 P: 10	R: 0 E: 0 K: 0 S: 9	H: 0 LOB: 0 BB: 0 P: 13	R: 0 E: 0 K: 0 S: 6	H: 0 LOB: 0 BB: 0 P: 12	R: 2 E: 0 K: 0 S: 11	H: 2 LOB: 2 BB: 2 P: 28	R: 0 E: 0 K: 2 S: 14	H: 1 LOB: 3 BB: 2 P: 27	R: 1 E: 0 K: 0 S: 19	H: 2 LOB: 1 BB: 0 P: 24	1B: 5 2B: 3 3B: 0 HR: 0	SF: 0 SAC: 0 DP: 3 HBP: 0	WP: 1 PB: 1 SB: 1 CS: 0	PA: 39
<b>PITCHER</b>	IP WLS BF H R ER SO BB IBB HBP BLK WP HR S P ERA WHIP																					
31 John Lannan, L ERA: 3.48	6.0 W 24 4 3 3 4 4 0 0 0 0 0 0 50 90 4.50 1.333																					
52 Ryan Mattheus, R ERA: 3.05	1.0 4 1 0 0 0 1 0 0 0 0 1 0 10 17 0.00 2.000																					
22 Drew Storen, R ERA: 3.6	0.2 5 1 0 0 0 2 0 0 0 0 0 0 10 21 0.00 4.500																					
51 Michael Gonzalez, L ERA: 2.7	0.1 H 3 2 1 1 1 0 0 0 0 0 0 0 10 14 27.00 6.000																					
36 Tyler Clippard, R ERA: 2.9	1.0 S 3 0 0 0 0 0 0 0 0 0 0 0 13 16 0.00 0.000																					

AB	32
R	4
H	8
RBI	2
BB	7
SO	6
LOB	21



Batter	1	2	3	4	5	6	7	8	9	AB	R	H	RBI	BB	SO	LOB	BOTTOM			
8 Danny Espinosa, S OBP: 0.308, SLG: 0.390										4	1	1	0	1	1	0	<b>Miami Marlins @ Washington Nationals</b> Nationals Park, Washington, DC Fri Aug 03 2012, 4:09 PM - 7:33 PM EDT Partly Cloudy - 93 F			
1 Steve Lombardozzi, S OBP: 0.307, SLG: 0.338										5	0	1	0	0	2					
11 Ryan Zimmerman, R (1.5) OBP: 0.348, SLG: 0.471										3	2	2	0	2	0					
28 Jayson Werth, R OBP: 0.393, SLG: 0.437										2	2	1	0	3	0	2				
25 Adam LaRoche, L OBP: 0.350, SLG: 0.521										4	2	3	3	1	0	2				
57 Tyler Moore, R OBP: 0.351, SLG: 0.510										4	0	1	1	1	1	4				
7 Mark DeRosa, R OBP: 0.291, SLG: 0.215										3	0	1	3	1	0	2				
22 Drew Storen, S										0	0	0	0	0	0	0				
51 Michael Gonzalez, R										0	0	0	0	0	0	0				
36 Tyler Clippard, R										0	0	0	0	0	0	0				
26 Jesus Flores, R OBP: 0.257, SLG: 0.319										4	0	0	0	0	1	5				
31 John Lannan, L OBP: 0.250, SLG: 0.250										3	0	0	0	0	1	0				
52 Ryan Mattheus, R										0	0	0	0	0	0	0				
2 Roger Bernadina, L (7, PH) OBP: 0.358, SLG: 0.383										1	0	0	0	0	0	0				
<b>Inning Stats</b>	R: 3 E: 0 K: 1 S: 18	H: 3 LOB: 2 BB: 2 P: 33	R: 0 E: 0 K: 0 S: 9	H: 1 LOB: 2 BB: 1 P: 15	R: 1 E: 0 K: 1 S: 9	H: 1 LOB: 0 BB: 0 P: 17	R: 3 E: 0 K: 2 S: 25	H: 2 LOB: 3 BB: 4 P: 45	R: 0 E: 0 K: 0 S: 6	H: 0 LOB: 0 BB: 0 P: 10	R: 0 E: 0 K: 0 S: 10	H: 2 LOB: 2 BB: 0 P: 16	R: 0 E: 0 K: 0 S: 7	H: 0 LOB: 1 BB: 1 P: 16	R: 0 E: 0 K: 0 S: 9	H: 1 LOB: 1 BB: 1 P: 17	1B: 5 2B: 4 3B: 0 HR: 1	SF: 0 SAC: 0 DP: 1 HBP: 0	WP: 0 PB: 0 SB: 2 CS: 0	PA: 42
<b>PITCHER</b>	IP WLS BF H R ER SO BB IBB HBP BLK WP HR S P ERA WHIP																			
52 Brad Hand, L ERA: 17.18	3.2 L 23 6 7 7 3 5 1 0 0 0 0 0 25 40 0.00 1.714																			
58 Ryan Webb, R ERA: 5.01	2.1 11 3 0 0 1 1 0 0 0 0 0 0 25 40 0.00 1.714																			
39 Chris Hatcher, R ERA: 7.71	2.0 8 1 0 0 0 2 0 0 0 0 0 0 16 33 0.00 1.500																			





Batter	1	2	3	4	5	6	7	8	9	AB	R	H	RBI	BB	SO	LOB	TOP
1 Emilio Bonifacio, S OBP: 0.335, SLG: 0.321 6 Scott Cousins, L OBP: 0.168, SLG: 0.290	P3		G5-3			L9	K		17 S 1B	5	0	1	1	0	1	2	
17 Donovan Solano, R OBP: 0.354, SLG: 0.365	P4			F8				K	BB	4	1	1	0	1	1	0	
7 José Reyes, S OBP: 0.347, SLG: 0.428	45 FC4-6 1B			F8				45 G6-3 2B	F7	5	2	3	0	0	0	3	
45 Carlos Lee, R OBP: 0.353, SLG: 0.397	FC4-6 1-2			L8				G6-3		4	0	1	3	0	0	1	
29 Greg Dobbs, L OBP: 0.330, SLG: 0.372		K				26 G6-3 1B		F7		4	0	2	1	0	1	0	
26 Austin Kearns, R OBP: 0.335, SLG: 0.392 11 Bryan Petersen, L OBP: 0.289, SLG: 0.197	K					G6-3	K		F7	3	0	0	0	0	2	3	
2 Gorkys Hernández, R OBP: 0.162, SLG: 0.061	B1-3					K		K		3	1	0	0	1	2	0	
14 John Buck, R OBP: 0.289, SLG: 0.306			K			G6-3		F9		4	0	1	0	0	1	1	
55 Josh Johnson, L OBP: 0.139, SLG: 0.088 31 Steve Cishek, R OBP: 0.197, SLG: 0.197	K					7 1B 45 1B 1B	K		1 1B 1B	4	1	2	0	0	2	1	
<b>Inning Stats</b>	R: 0 H: 1 E: 0 K: 0 S: 8	H: 1 LOB: 1 BB: 0 P: 11	R: 0 H: 0 E: 0 K: 2 S: 7	H: 0 LOB: 0 BB: 0 P: 9	R: 0 H: 0 E: 0 K: 2 S: 9	H: 0 LOB: 0 BB: 0 P: 13	R: 0 H: 0 E: 0 K: 1 S: 7	H: 0 LOB: 0 BB: 0 P: 8	R: 0 H: 1 E: 0 K: 1 S: 10	H: 1 LOB: 1 BB: 0 P: 14	R: 1 H: 1 E: 0 K: 1 S: 12	H: 1 LOB: 0 BB: 0 P: 18	R: 1 H: 2 E: 0 K: 0 S: 14	H: 2 LOB: 3 BB: 2 P: 25	1B: 9 2B: 2 3B: 0 HR: 0	SF: 0 2B: 1 DP: 1 HBP: 0	WP: 0 PA: 39 SB: 0 CS: 1
<b>PITCHER</b>	IP WLS BF H R ER SO BB IBB HBP BLK WP HR S P ERA WHIP	8.0 L 32 9 4 4 10 0 0 0 0 0 0 76 101 4.50 1.125	1.0 S 7 2 1 1 0 2 0 0 0 0 0 14 25 9.00 4.000														

Miami Marlins @ Washington Nationals  
Nationals Park, Washington, DC  
Fri Aug 03 2012, 8:09 PM - 10:42 PM EDT  
Att: 32,334 - Partly Cloudy - 86 F

AB 37  
R 5  
H 11  
RBI 5  
BB 2  
SO 10  
LOB 11



Batter	1	2	3	4	5	6	7	8	9	AB	R	H	RBI	BB	SO	LOB	BOTTOM
1 Steve Lombardozzi, S OBP: 0.307, SLG: 0.344	11 SF9 3B		K			F8		K		4	1	1	0	0	2	0	
34 Bryce Harper, L OBP: 0.332, SLG: 0.418	K			G3-1		F9			25 DI 1B	4	1	1	0	0	1	1	
11 Ryan Zimmerman, R OBP: 0.345, SLG: 0.467	SF9			P4		F8			F8	3	0	0	1	0	0	1	
25 Adam LaRoche, L OBP: 0.347, SLG: 0.515	G4-3			L9			B1-3		K	4	0	0	0	0	1	1	
38 Michael Morse, R OBP: 0.325, SLG: 0.455	L4						E6		E4 8 DI 1B	4	0	2	0	0	0	0	
8 Danny Espinosa, S OBP: 0.306, SLG: 0.386	L7					K		K	K	4	0	0	0	0	3	3	
2 Roger Bernadina, L OBP: 0.358, SLG: 0.382	F9							F7		3	0	1	0	0	0	1	
41 Sandy León, S OBP: 0.344, SLG: 0.321			K			K		K		3	0	0	0	0	3	2	
47 Gio González, R OBP: 0.122, SLG: 0.128 18 Chad Tracy, L OBP: 0.333, SLG: 0.491 35 Craig Stammen, R OBP: 0.197, SLG: 0.197	G6-3					F8		G4-3		2	0	0	0	0	0	2	
<b>Inning Stats</b>	R: 1 H: 1 E: 0 K: 1 S: 11	H: 1 LOB: 0 BB: 0 P: 18	R: 0 H: 0 E: 0 K: 0 S: 5	H: 0 LOB: 0 BB: 0 P: 6	R: 0 H: 0 E: 0 K: 2 S: 9	H: 0 LOB: 0 BB: 0 P: 12	R: 0 H: 0 E: 0 K: 0 S: 8	H: 0 LOB: 0 BB: 0 P: 12	R: 0 H: 0 E: 0 K: 1 S: 7	H: 0 LOB: 1 BB: 0 P: 12	R: 0 H: 0 E: 0 K: 2 S: 9	H: 0 LOB: 0 BB: 0 P: 12	R: 1 H: 2 E: 0 K: 2 S: 14	H: 2 LOB: 1 BB: 0 P: 22	1B: 3 2B: 1 3B: 1 HR: 0	SF: 1 2B: 1 DP: 0 HBP: 0	WP: 0 PA: 33 SB: 0 CS: 0
<b>PITCHER</b>	IP WLS BF H R ER SO BB IBB HBP BLK WP HR S P ERA WHIP	8.2 W 32 5 2 1 9 0 0 0 0 0 0 77 115 1.04 0.577	0.1 S 1 0 0 0 1 0 0 0 0 0 0 3 4 0.00 0.000														

Miami Marlins @ Washington Nationals  
Nationals Park, Washington, DC  
Fri Aug 03 2012, 8:09 PM - 10:42 PM EDT  
Att: 32,334 - Partly Cloudy - 86 F

AB 32  
R 2  
H 5  
RBI 1  
BB 0  
SO 10  
LOB 11

















Batter	1	2	3	4	5	6	7	8	9	10	11	12	AB	R	H	RBI	BB	SO	LOB	TOP		
1 Steve Lombardozzi, S OBP: 0.307, SLG: 0.336	G5-3		P6			G4-3		K		K			5	0	0	0	0	2	2			
34 Bryce Harper, L OBP: 0.330, SLG: 0.415	K		G5-3					K					4	0	0	0	1	2	1			
11 Ryan Zimmerman, R OBP: 0.345, SLG: 0.458	L7					K		K					5	0	0	0	0	4	2			
25 Adam LaRoche, L OBP: 0.346, SLG: 0.521		P3				G3		L8					5	0	0	0	0	0	1			
38 Michael Morse, R OBP: 0.320, SLG: 0.444		P3											5	0	1	0	0	2	0			
6 Cesar Izturis, S OBP: 0.246, SLG: 0.333						K							0	1	0	0	0	0	0			
2 Roger Bernadina, L OBP: 0.362, SLG: 0.379													2	1	0	0	2	1	0			
8 Danny Espinosa, S OBP: 0.310, SLG: 0.398													5	1	2	3	0	1	1			
26 Jesus Flores, R OBP: 0.256, SLG: 0.319													5	0	1	0	0	1	3			
48 Ross Detwiler, L OBP: 0.299, SLG: 0.351													2	0	0	0	0	0	1			
51 Michael Gonzalez, L OBP: 0.278, SLG: 0.413													4	0	0	0	0	0	0			
52 Ryan Mattheus, R OBP: 0.278, SLG: 0.413													4	0	0	0	0	0	0			
32 Tom Gorzelanny, L OBP: 0.257, SLG: 0.317													3	0	0	0	0	1	3			
22 Drew Storen, R OBP: 0.356, SLG: 0.463													3	0	0	0	0	1	3			
<b>Inning Stats</b>	R: 0 E: 0 K: 1 S: 9	H: 0 LOB: 0 BB: 0 P: 14	R: 2 E: 0 K: 1 S: 10	H: 1 LOB: 0 BB: 1 P: 18	R: 0 E: 0 K: 0 S: 7	H: 0 LOB: 0 BB: 0 P: 10	R: 0 E: 0 K: 1 S: 10	H: 0 LOB: 0 BB: 1 P: 16	R: 0 E: 0 K: 0 S: 6	H: 1 LOB: 1 BB: 1 P: 17	R: 0 E: 0 K: 3 S: 17	H: 1 LOB: 1 BB: 0 P: 24	R: 0 E: 0 K: 1 S: 8	H: 0 LOB: 0 BB: 0 P: 12	R: 1 E: 0 K: 0 S: 14	H: 2 LOB: 2 BB: 0 P: 21	1B: 2 2B: 3 3B: 0 HR: 1	SF: 0 SAC: 1 DP: 0 HBP: 0	WP: 0 PB: 0 SB: 0 CS: 0	PA: 45		
<b>PITCHER</b>	IP WLS BF H R ER SO BB IBB HBP BLK WP HR S P ERA WHIP	7.0 0 27 3 2 2 6 3 0 0 0 0 0 0 10 14 2.57 0.857	5.0 0 20 2 0 0 2 0 0 0 0 0 0 0 10 18 0.00 0.000	4.0 0 16 1 0 0 2 0 0 0 0 0 0 0 11 15 0.00 1.000	2.0 L 8 2 1 1 1 0 0 0 0 0 0 0 22 33 4.50 1.000																	

Washington Nationals @ Houston Astros  
Minute Maid Park, Houston, TX  
Tue Aug 07 2012, 7:07 PM - 11:07 PM CDT  
Att. 14,273 - Roof Closed - 73 F

AB 41  
R 3  
H 6  
RBI 3  
BB 3  
SO 13  
LOB 13



Batter	1	2	3	4	5	6	7	8	9	10	11	12	AB	R	H	RBI	BB	SO	LOB	BOTTOM	
27 Jose Altuve, R OBP: 0.351, SLG: 0.417			G6-3		G6-3					G6-4-3			4	1	1	0	1	0	1		
9 Marwin Gonzalez, S OBP: 0.299, SLG: 0.351	F9		G6-3			L5		P3					5	0	0	0	0	2			
3 Ben Francisco, R OBP: 0.303, SLG: 0.413						F8				F8			4	1	1	2	1	0	0		
44 Justin Maxwell, R OBP: 0.321, SLG: 0.497													5	0	0	0	0	1	1		
13 Steve Pearce, R OBP: 0.355, SLG: 0.444													4	0	2	0	1	0	0		
16 Matt Downs, R OBP: 0.255, SLG: 0.385													3	0	1	0	0	0	0		
46 Scott Moore, L OBP: 0.278, SLG: 0.413													1	0	0	0	1	0	1		
2 Brandon Barnes, R OBP: 0.311, SLG: 0.377													3	0	0	0	0	0	2		
43 Fernando Rodriguez Jr., R OBP: 0.299, SLG: 0.351													1	0	0	0	0	0	0		
19 Brian Broussard, L OBP: 0.278, SLG: 0.413													0	0	0	0	0	0	0		
65 Mickey Storen, R OBP: 0.356, SLG: 0.463													1	0	0	0	0	0	1		
18 Chris Snyder, R OBP: 0.299, SLG: 0.351													3	0	0	0	1	0	0		
64 Lucas Harrell, S OBP: 0.190, SLG: 0.190													0	0	0	0	0	0	0		
22 Carlos Corporan, S OBP: 0.356, SLG: 0.463													0	0	0	0	1	0	0		
18 Jordan Lyles, R OBP: 0.120, SLG: 0.083													2	0	0	0	0	2	0		
53 Wesley Wright, R OBP: 0.278, SLG: 0.413													0	0	0	0	0	0	0		
29 Brett Wallace, L OBP: 0.373, SLG: 0.523													3	0	0	0	0	1	3		
<b>Inning Stats</b>	R: 2 E: 0 K: 0 S: 10	H: 1 LOB: 0 BB: 1 P: 18	R: 0 E: 0 K: 0 S: 5	H: 0 LOB: 0 BB: 0 P: 8	R: 0 E: 0 K: 1 S: 12	H: 2 LOB: 0 BB: 0 P: 17	R: 0 E: 0 K: 0 S: 9	H: 0 LOB: 0 BB: 0 P: 16	R: 0 E: 0 K: 0 S: 6	H: 1 LOB: 1 BB: 0 P: 19	R: 0 E: 0 K: 0 S: 7	H: 0 LOB: 0 BB: 0 P: 11	R: 0 E: 0 K: 1 S: 5	H: 0 LOB: 0 BB: 0 P: 9	R: 0 E: 0 K: 1 S: 16	H: 1 LOB: 2 BB: 1 P: 25	1B: 4 2B: 0 3B: 0 HR: 1	SF: 0 SAC: 0 DP: 2 HBP: 0	WP: 1 PB: 0 SB: 1 CS: 0	PA: 45	
<b>PITCHER</b>	IP WLS BF H R ER SO BB IBB HBP BLK WP HR S P ERA WHIP	7.0 0 25 3 2 2 2 2 0 0 0 0 0 1 55 85 2.57 0.714	4.0 1 16 1 0 0 0 1 1 0 0 0 1 6 19 0.00 1.000	4.0 0 16 0 0 0 1 1 0 0 0 1 0 6 19 0.00 1.000	2.0 W 2 0 0 0 0 1 0 0 0 0 0 0 4 8 0.00 0.000																

Washington Nationals @ Houston Astros  
Minute Maid Park, Houston, TX  
Tue Aug 07 2012, 7:07 PM - 11:07 PM CDT  
Att. 14,273 - Roof Closed - 73 F

AB 39  
R 2  
H 5  
RBI 2  
BB 6  
SO 5  
LOB 13





Batter	1	2	3	4	5	6	7	8	9	AB	R	H	RBI	BB	SO	LOB	TOP							
1 Steve Lombardozzi, S OBP: 0.309, SLG: 0.538										4	0	1	0	1	0	3	<b>Washington Nationals @ Houston Astros</b> Minute Maid Park, Houston, TX Wed Aug 08 2012, 7:05 PM - 10:02 PM CDT Att: 16,038 - Roof Closed - 73 F							
34 Bryce Harper, L OBP: 0.331, SLG: 0.411										3	1	0	0	2	2	4								
11 Ryan Zimmerman, R OBP: 0.346, SLG: 0.460										5	1	2	0	0	0	1								
25 Adam LaRoche, L OBP: 0.345, SLG: 0.516										4	0	0	0	1	1	2								
38 Michael Morse, R OBP: 0.318, SLG: 0.440										5	0	1	0	0	1	3								
2 Roger Bernadina, L OBP: 0.362, SLG: 0.379										0	0	0	0	0	0	0								
28 Jayson Werth, R OBP: 0.407, SLG: 0.445										4	0	1	0	1	0	0								
8 Danny Espinosa, S OBP: 0.314, SLG: 0.399										2	0	1	0	2	0	0								
24 Kurt Suzuki, R OBP: 0.253, SLG: 0.283										2	1	0	0	1	1	5								
47 Gio González, R OBP: 0.133, SLG: 0.209										4	1	1	2	0	2	3								
<b>Inning Stats</b>	R: 1 H: 1 E: 0 K: 2 S: 14	H: 1 LOB: 2 BB: 2 P: 29	R: 2 H: 2 E: 0 K: 0 S: 8	H: 2 LOB: 1 BB: 0 P: 13	R: 0 H: 2 E: 0 K: 1 S: 14	H: 2 LOB: 3 BB: 1 P: 23	R: 0 H: 0 E: 0 K: 2 S: 8	H: 0 LOB: 0 BB: 0 P: 10	R: 0 H: 0 E: 0 K: 0 S: 8	H: 0 LOB: 0 BB: 1 P: 15	R: 0 H: 1 E: 0 K: 1 S: 11	H: 1 LOB: 3 BB: 2 P: 23	R: 1 H: 1 E: 1 K: 0 S: 12	H: 1 LOB: 2 BB: 1 P: 19	R: 0 H: 0 E: 0 K: 1 S: 7	H: 0 LOB: 1 BB: 1 P: 11	R: 0 H: 0 E: 0 K: 0 S: 4	H: 0 LOB: 0 BB: 0 P: 4	1B: 3 2B: 3 3B: 0 HR: 1	SF: 0 SAC: 0 DP: 1 HBP: 1	WP: 1 PB: 0 CS: 0 SB: 0	PA: 42		
<b>PITCHER</b>	IP WLS BF H R ER SO BB IBB HBP BLK WP HR S P ERA WHIP	IP WLS BF H R ER SO BB IBB HBP BLK WP HR S P ERA WHIP	IP WLS BF H R ER SO BB IBB HBP BLK WP HR S P ERA WHIP	IP WLS BF H R ER SO BB IBB HBP BLK WP HR S P ERA WHIP	IP WLS BF H R ER SO BB IBB HBP BLK WP HR S P ERA WHIP	IP WLS BF H R ER SO BB IBB HBP BLK WP HR S P ERA WHIP	IP WLS BF H R ER SO BB IBB HBP BLK WP HR S P ERA WHIP	IP WLS BF H R ER SO BB IBB HBP BLK WP HR S P ERA WHIP	IP WLS BF H R ER SO BB IBB HBP BLK WP HR S P ERA WHIP	IP WLS BF H R ER SO BB IBB HBP BLK WP HR S P ERA WHIP	IP WLS BF H R ER SO BB IBB HBP BLK WP HR S P ERA WHIP	IP WLS BF H R ER SO BB IBB HBP BLK WP HR S P ERA WHIP	IP WLS BF H R ER SO BB IBB HBP BLK WP HR S P ERA WHIP	IP WLS BF H R ER SO BB IBB HBP BLK WP HR S P ERA WHIP	IP WLS BF H R ER SO BB IBB HBP BLK WP HR S P ERA WHIP	IP WLS BF H R ER SO BB IBB HBP BLK WP HR S P ERA WHIP	IP WLS BF H R ER SO BB IBB HBP BLK WP HR S P ERA WHIP	IP WLS BF H R ER SO BB IBB HBP BLK WP HR S P ERA WHIP	IP WLS BF H R ER SO BB IBB HBP BLK WP HR S P ERA WHIP	IP WLS BF H R ER SO BB IBB HBP BLK WP HR S P ERA WHIP	IP WLS BF H R ER SO BB IBB HBP BLK WP HR S P ERA WHIP	IP WLS BF H R ER SO BB IBB HBP BLK WP HR S P ERA WHIP	IP WLS BF H R ER SO BB IBB HBP BLK WP HR S P ERA WHIP	IP WLS BF H R ER SO BB IBB HBP BLK WP HR S P ERA WHIP

Batter	1	2	3	4	5	6	7	8	9	AB	R	H	RBI	BB	SO	LOB	BOTTOM
27 Jose Altuve, R OBP: 0.354, SLG: 0.421										4	1	2	0	1	1	0	<b>Washington Nationals @ Houston Astros</b> Minute Maid Park, Houston, TX Wed Aug 08 2012, 7:05 PM - 10:02 PM CDT Att: 16,038 - Roof Closed - 73 F
16 Matt Downs, R OBP: 0.253, SLG: 0.379										5	0	1	0	0	1	5	
13 Steve Pearce, R OBP: 0.360, SLG: 0.441										3	0	1	0	0	0	1	
44 Justin Maxwell, R OBP: 0.329, SLG: 0.500										3	0	2	1	1	1	0	
14 J.D. Martinez, R OBP: 0.311, SLG: 0.377										3	1	1	0	0	0	3	
28 C.J. Fick, R OBP: 0.298, SLG: 0.298										0	0	0	0	0	0	0	
18 Chris Snyder, R OBP: 0.298, SLG: 0.298										1	0	0	0	0	0	2	
55 Rhiner Cruz, R OBP: 0.298, SLG: 0.298										0	0	0	0	0	0	0	
22 Carlos Corporán, S OBP: 0.327, SLG: 0.432										3	0	0	1	0	0	3	
2 Brandon Barnes, R OBP: 0.143, SLG: 0.143										4	1	1	0	0	1	0	
9 Marwin Gonzalez, S OBP: 0.292, SLG: 0.342										4	0	0	0	0	1	1	
30 Armando Galarraga, R OBP: 0.311, SLG: 0.377										2	0	0	0	0	1	0	
63 Xavier Cedeño, L OBP: 0.307, SLG: 0.415										0	0	0	0	0	0	0	
3 Ben Francisco, R OBP: 0.307, SLG: 0.415										2	0	1	1	0	1	0	



Batter	1	2	3	4	5	6	7	8	9	AB	R	H	RBI	BB	SO	LOB	TOP					
1 Steve Lombardozzi, S OBP: 0.310, SLG: 0.539										5	0	2	0	0	2	1						
2 Roger Bernadina, L OBP: 0.373, SLG: 0.388										4	1	3	0	1	0	1						
11 Ryan Zimmerman, R OBP: 0.344, SLG: 0.456										3	1	0	1	1	0	3						
25 Adam LaRoche, L OBP: 0.315, SLG: 0.512										5	0	1	1	0	0	3						
38 Michael Morse, R OBP: 0.321, SLG: 0.466										3	2	2	3	0	1	0						
28 Jayson Werth, R OBP: 0.396, SLG: 0.431										4	0	0	0	0	1	1						
8 Danny Espinosa, S OBP: 0.315, SLG: 0.400										4	0	2	0	0	1	0						
24 Kurt Suzuki, R OBP: 0.257, SLG: 0.284										3	0	1	0	1	0	1						
27 Jordan Zimmermann, R OBP: 0.344, SLG: 0.510										2	0	0	0	0	1	3						
57 Tyler Moore, R OBP: 0.329, SLG: 0.505										1	0	0	0	0	1	1						
51 Michael Gonzalez, R OBP: 0.378										0	0	0	0	0	0	0						
17 Sean Burnett, L OBP: 0.295, SLG: 0.337										0	0	0	0	0	0	0						
6 Cesar Izturis, S OBP: 0.252, SLG: 0.337										0	0	0	0	0	0	0						
22 Drew Storen, S OBP: 0.257, SLG: 0.284										0	0	0	0	0	0	0						
<b>Inning Stats</b>	R: 0 E: 0 K: 1 S: 13	H: 1 LOB: 1 BB: 0 P: 21	R: 0 E: 0 K: 2 S: 11	H: 0 LOB: 0 BB: 0 P: 19	R: 0 E: 0 K: 2 S: 7	H: 0 LOB: 0 BB: 0 P: 11	R: 2 E: 0 K: 0 S: 16	H: 3 LOB: 3 BB: 2 P: 32	R: 0 E: 0 K: 0 S: 11	H: 1 LOB: 0 BB: 0 P: 17	R: 1 E: 0 K: 1 S: 12	H: 1 LOB: 0 BB: 0 P: 18	R: 0 E: 0 K: 1 S: 11	H: 1 LOB: 2 BB: 1 P: 21	R: 1 E: 0 K: 0 S: 7	H: 2 LOB: 1 BB: 0 P: 10	R: 1 E: 0 K: 0 S: 10	H: 3 LOB: 1 BB: 0 P: 14	1B: 10 2B: 0 3B: 0 HR: 2	SF: 2 SAC: 0 DP: 2 HBP: 0	WP: 0 PB: 0 SB: 2 CS: 0	PA: 40
<b>PITCHER</b>	IP: 5.0 WLS: L BF: 21 ERA: 3.97	H: 5 R: 2 ER: 2 SO: 5	BB: 2 IBB: 0 HBP: 0 BLK: 0	WP: 0 HR: 0 S: 58 P: 100	ERA: 3.60 WHIP: 1.400	IP: 1.0 WLS: 0 BF: 2 ERA: 5.19	H: 0 R: 0 ER: 0 SO: 0	BB: 0 IBB: 0 HBP: 0 BLK: 0	WP: 0 HR: 0 S: 2 P: 4	ERA: 0.00 WHIP: 0.000												

Washington Nationals @ Houston Astros  
Minute Maid Park, Houston, TX  
Thu Aug 09 2012, 7:07 PM - 10:03 PM CDT  
Att: 14,417 - Roof Closed - 73 F

AB	35
R	5
H	12
RBI	5
BB	3
SO	7
LOB	14



Batter	1	2	3	4	5	6	7	8	9	AB	R	H	RBI	BB	SO	LOB	BOTTOM					
27 Jose Altuve, R OBP: 0.351, SLG: 0.417										4	0	0	0	0	1	0						
9 Marwin Gonzalez, S OBP: 0.291, SLG: 0.340										4	0	1	0	0	2	1						
13 Steve Pearce, R OBP: 0.357, SLG: 0.443										4	0	1	0	0	2	1						
44 Justin Maxwell, R OBP: 0.327, SLG: 0.493										3	0	0	0	1	2	2						
29 Brett Wallace, L OBP: 0.392, SLG: 0.551										4	0	3	0	0	1	1						
14 J.D. Martinez, R OBP: 0.308, SLG: 0.373										4	0	0	0	0	1	5						
46 Scott Moore, L OBP: 0.282, SLG: 0.410										1	0	0	0	0	1	0						
3 Ben Francisco, R OBP: 0.304, SLG: 0.411										1	0	0	0	0	1	0						
18 Chris Snyder, R OBP: 0.294, SLG: 0.292										3	0	0	0	0	1	2						
64 Lucas Harrell, S OBP: 0.188, SLG: 0.195										1	0	0	0	0	1	0						
2 Brandon Barnes, R OBP: 0.285, SLG: 0.325										1	0	0	0	0	1	0						
65 Mickey Storen, R OBP: 0.304, SLG: 0.411										0	0	0	0	0	0	0						
63 Xavier Cedeño, L OBP: 0.304, SLG: 0.411										0	0	0	0	0	0	0						
43 Fernando Rodriguez Jr., R OBP: 0.304, SLG: 0.411										0	0	0	0	0	0	0						
16 Matt Downs, R OBP: 0.295, SLG: 0.337										1	0	0	0	0	0	0						
53 Wesley Wright, R OBP: 0.252, SLG: 0.337										0	0	0	0	0	0	0						
28 C.J. Fick, R OBP: 0.257, SLG: 0.284										0	0	0	0	0	0	0						
<b>Inning Stats</b>	R: 0 E: 0 K: 0 S: 8	H: 0 LOB: 0 BB: 0 P: 13	R: 0 E: 0 K: 2 S: 12	H: 1 LOB: 2 BB: 0 P: 22	R: 0 E: 0 K: 3 S: 11	H: 0 LOB: 0 BB: 0 P: 13	R: 0 E: 0 K: 1 S: 8	H: 1 LOB: 1 BB: 0 P: 13	R: 0 E: 0 K: 3 S: 10	H: 0 LOB: 0 BB: 0 P: 16	R: 0 E: 0 K: 2 S: 8	H: 1 LOB: 1 BB: 0 P: 10	R: 0 E: 0 K: 1 S: 7	H: 1 LOB: 0 BB: 0 P: 12	R: 0 E: 1 K: 1 S: 8	H: 0 LOB: 1 BB: 0 P: 14	R: 0 E: 0 K: 1 S: 10	H: 1 LOB: 1 BB: 1 P: 17	1B: 3 2B: 2 3B: 0 HR: 0	SF: 0 SAC: 0 DP: 2 HBP: 1	WP: 0 PB: 0 SB: 0 CS: 0	PA: 33
<b>PITCHER</b>	IP: 6.0 WLS: W BF: 22 ERA: 2.35	H: 0 R: 0 ER: 0 SO: 10	BB: 0 IBB: 0 HBP: 0 BLK: 0	WP: 0 HR: 0 S: 57 P: 87	ERA: 0.00 WHIP: 0.500	IP: 1.0 WLS: H BF: 3 ERA: 2.42	H: 1 R: 0 ER: 0 SO: 1	BB: 0 IBB: 0 HBP: 0 BLK: 0	WP: 0 HR: 7 S: 12 P: 1000	ERA: 0.00 WHIP: 1.000	IP: 1.0 WLS: 0 BF: 4 ERA: 1.85	H: 0 R: 0 ER: 0 SO: 1	BB: 0 IBB: 0 HBP: 0 BLK: 0	WP: 0 HR: 8 S: 14 P: 0.000	ERA: 0.00 WHIP: 0.000	IP: 1.0 WLS: 0 BF: 4 ERA: 2.25	H: 0 R: 0 ER: 0 SO: 1	BB: 0 IBB: 0 HBP: 0 BLK: 0	WP: 0 HR: 10 S: 17 P: 0.000	ERA: 0.00 WHIP: 2.000		

Washington Nationals @ Houston Astros  
Minute Maid Park, Houston, TX  
Thu Aug 09 2012, 7:07 PM - 10:03 PM CDT  
Att: 14,417 - Roof Closed - 73 F

AB	31
R	0
H	5
RBI	0
BB	1
SO	14
LOB	12





Batter	1	2	3	4	5	6	7	8	9	AB	R	H	RBI	BB	SO	LOB	TOP					
1 Steve Lombardozzi, S OBP: 0.317, SLG: 0.553	G3		34 SF9		34 HR		34 BB		25 SF9	5	4	4	0	0	0	0	Washington Nationals @ Arizona Diamondbacks Chase Field, Phoenix, AZ Fri Aug 10 2012, 6:40 PM - 9:53 PM MST Att: 29,362 - Roof Closed - 82 F					
34 Bryce Harper, L OBP: 0.329, SLG: 0.409	K		SF9		G4-3		25 FC3-6		SF9	2	0	0	2	1	1	1						
11 Ryan Zimmerman, R OBP: 0.317, SLG: 0.463	K		25 BB		HR		F9		25 BB	3	2	1	2	2	1	2						
25 Adam LaRoche, L OBP: 0.344, SLG: 0.511		G4-3			G6-3		FC3-6		28 BB	4	1	1	1	1	0	1						
38 Michael Morse, R OBP: 0.319, SLG: 0.473		G5-3			G1		FC6-4		K	5	1	1	1	0	1	5						
2 Roger Bernadina, L OBP: 0.373, SLG: 0.388		G5-3					HR		K	0	0	0	0	0	0	0						
28 Jayson Werth, R OBP: 0.403, SLG: 0.453					G5-3		24 B1-3			5	0	3	2	0	1	0						
35 Craig Stammen, R									2B	0	0	0	0	0	0	0						
8 Danny Espinosa, S OBP: 0.314, SLG: 0.396					G4-3		K		L6	4	0	0	0	1	1	2						
24 Kurt Suzuki, R OBP: 0.253, SLG: 0.280					K		B1-3		F8	4	0	0	0	0	1	3						
37 Stephen Strasburg, R OBP: 0.381, SLG: 0.500					G1-3		G5-3			3	0	0	0	0	0	1						
17 Sean Burnett, L							G1-3			0	0	0	0	0	0	0						
52 Ryan Mattheus, R										0	0	0	0	0	0	0						
57 Tyler Moore, R									1B	1	1	1	0	0	0	0						
<b>Inning Stats</b>	R: 0 E: 0 K: 2 S: 8	H: 0 LOB: 0 BB: 0 P: 10	R: 0 E: 0 K: 0 S: 13	H: 1 LOB: 2 BB: 1 P: 24	R: 1 E: 0 K: 0 S: 14	H: 1 LOB: 2 BB: 2 P: 26	R: 0 E: 0 K: 1 S: 11	H: 0 LOB: 0 BB: 0 P: 14	R: 2 E: 0 K: 0 S: 11	H: 2 LOB: 0 BB: 0 P: 18	R: 1 E: 0 K: 1 S: 9	H: 2 LOB: 1 BB: 0 P: 13	R: 1 E: 1 K: 0 S: 9	H: 1 LOB: 1 BB: 1 P: 18	R: 0 E: 0 K: 1 S: 12	H: 0 LOB: 0 BB: 0 P: 16	R: 4 E: 0 K: 1 S: 19	H: 4 LOB: 1 BB: 1 P: 38	1B: 4 2B: 4 3B: 1 HR: 2	SF: 2 SAC: 0 DP: 0 HBP: 0	WP: 0 PB: 0 SB: 0 CS: 0	PA: 43
<b>PITCHER</b>	IP WLS BF H R ER SO BB IBB HBP BLK WP HR S P ERA WHIP																					
35 Trevor Cahill, R ERA: 3.85	6.0 L 27 6 4 4 4 3 0 0 0 0 0 2 66 105 6.00 1.500																					
32 Matt Albers, R ERA: 2.09	1.0 5 1 1 0 0 1 0 0 0 0 0 0 9 18 0.00 2.000																					
48 Takashi Saito, R ERA: 3.86	1.0 3 0 0 0 1 0 0 0 0 0 0 0 12 16 0.00 0.000																					
49 Mike Zagurski, L ERA: 6.18	1.0 8 4 4 4 1 1 0 0 0 0 0 0 19 38 36.00 5.000																					

Batter	1	2	3	4	5	6	7	8	9	AB	R	H	RBI	BB	SO	LOB	BOTTOM					
6 Stephen Drew, L OBP: 0.305, SLG: 0.333	F7								G5-3	3	0	0	0	1	1	0	Washington Nationals @ Arizona Diamondbacks Chase Field, Phoenix, AZ Fri Aug 10 2012, 6:40 PM - 9:53 PM MST Att: 29,362 - Roof Closed - 82 F					
2 Aaron Hill, R OBP: 0.347, SLG: 0.475	F9								L6	4	0	0	0	0	2	1						
13 Jason Kubel, L OBP: 0.351, SLG: 0.555	K									4	0	1	0	0	1	0						
44 Paul Goldschmidt, R OBP: 0.361, SLG: 0.537		G5-3							P4	4	0	0	0	0	0	1						
10 Justin Upton, R OBP: 0.359, SLG: 0.398										2	1	0	0	1	1	0						
16 John McDonald, R OBP: 0.297, SLG: 0.458		K								1	0	1	0	0	0	0						
26 Miguel Montero, L OBP: 0.388, SLG: 0.450										1	0	0	0	2	0	0						
27 Wil Nieves, R OBP: 0.339, SLG: 0.462										1	0	0	0	0	0	2						
28 Chris Johnson, R OBP: 0.333, SLG: 0.460										4	0	1	1	0	1	3						
8 Gerardo Parra, L OBP: 0.342, SLG: 0.404										3	0	0	0	0	0	2						
35 Trevor Cahill, R OBP: 0.102, SLG: 0.102										2	0	0	0	0	1	0						
32 Matt Albers, L										0	0	0	0	0	0	0						
48 Takashi Saito, L										0	0	0	0	0	0	0						
21 Ryan Wheeler, L OBP: 0.250, SLG: 0.227										1	0	0	0	0	1	0						
49 Mike Zagurski, L										0	0	0	0	0	0	0						
<b>Inning Stats</b>	R: 0 E: 0 K: 1 S: 8	H: 0 LOB: 0 BB: 0 P: 15	R: 0 E: 0 K: 1 S: 12	H: 0 LOB: 1 BB: 1 P: 23	R: 0 E: 0 K: 1 S: 6	H: 0 LOB: 1 BB: 1 P: 13	R: 1 E: 0 K: 0 S: 16	H: 1 LOB: 2 BB: 2 P: 27	R: 0 E: 0 K: 3 S: 9	H: 0 LOB: 0 BB: 0 P: 15	R: 0 E: 0 K: 0 S: 7	H: 0 LOB: 0 BB: 0 P: 11	R: 0 E: 0 K: 1 S: 6	H: 0 LOB: 0 BB: 0 P: 9	R: 0 E: 0 K: 1 S: 9	H: 0 LOB: 0 BB: 0 P: 12	R: 0 E: 0 K: 0 S: 14	H: 2 LOB: 2 BB: 0 P: 21	1B: 2 2B: 1 3B: 0 HR: 0	SF: 0 SAC: 0 DP: 0 HBP: 0	WP: 0 PB: 0 SB: 0 CS: 0	PA: 34
<b>PITCHER</b>	IP WLS BF H R ER SO BB IBB HBP BLK WP HR S P ERA WHIP																					
37 Stephen Strasburg, R ERA: 2.9	6.0 W 23 1 1 1 6 4 0 0 0 0 0 0 68 104 1.50 0.833																					
17 Sean Burnett, L ERA: 1.81	1.0 3 0 0 0 1 0 0 0 0 0 0 0 6 9 0.00 0.000																					
52 Ryan Mattheus, R ERA: 2.72	1.0 3 0 0 0 1 0 0 0 0 0 0 0 9 12 0.00 0.000																					
35 Craig Stammen, R ERA: 2.29	1.0 5 2 0 0 0 0 0 0 0 0 0 0 14 21 0.00 2.000																					

AB	36
R	9
H	11
RBI	8
BB	5
SO	6
LOB	15

AB	30
R	1
H	3
RBI	1
BB	4
SO	8
LOB	9





Batter	1	2	3	4	5	6	7	8	9	AB	R	H	RBI	BB	SO	LOB	TOP
28 Javson Werth, R OBP: 0.409, SLG: 0.462	F8		G4-6-3 1B			E5 11 1B 2B			G4-3	4	1	2	1	1	0	0	<p>Washington Nationals @ Arizona Diamondbacks</p> <p>Chase Field, Phoenix, AZ</p> <p>Sat Aug 11 2012, 5:10 PM - 8:17 PM MST</p> <p>Att: 34,030 - Roof Closed - 79 F</p>
8 Danny Espinosa, S OBP: 0.313, SLG: 0.393	11 2B E				E5 11 1B	G3			G4-3	5	2	1	0	0	1	3	
11 Ryan Zimmerman, R (1,5) OBP: 0.348, SLG: 0.465	E9		G4-6-3			G4-3			G4-3	5	1	2	2	0	0	2	
38 Michael Morse, R (1,9) OBP: 0.318, SLG: 0.473	F7									4	1	1	1	0	1	1	
25 Adam LaRoche, L (1,3) OBP: 0.343, SLG: 0.508	F8									3	0	0	0	1	1	1	
57 Tyler Moore, R (1,7) OBP: 0.358, SLG: 0.509	G4-3									4	0	1	0	0	1	2	
52 Ryan Mattheus, R (7,1)										0	0	0	0	0	0	0	
51 Michael Gonzalez, R (8,1)										0	0	0	0	0	0	0	
36 Tyler Clippard, R (9,1)										0	0	0	0	0	0	0	
26 Jesus Flores, R (1,2) OBP: 0.256, SLG: 0.318	F9									4	0	1	1	0	0	1	
1 Steve Lombardozzi, S (1,4) OBP: 0.320, SLG: 0.354										4	1	2	0	0	1	2	
33 Edwin Jackson, R (1,1) OBP: 0.238, SLG: 0.200										2	0	0	0	0	1	1	
32 Tom Gorzelanny, R (6,1) OBP: 0.400, SLG: 0.500										0	0	0	0	0	0	0	
34 Bryce Harper, L (7,8) OBP: 0.328, SLG: 0.408										1	0	0	0	0	1	0	
<b>Inning Stats</b>	R: 1 H: 2 E: 1 K: 0 S: 14	H: 2 R: 0 ER: 0 BB: 0 P: 21	R: 0 H: 1 E: 0 K: 1 S: 9	R: 0 H: 1 E: 0 K: 1 S: 5	R: 0 H: 1 E: 0 K: 0 S: 6	R: 5 H: 5 E: 1 K: 0 S: 18	R: 0 H: 0 E: 0 K: 0 S: 10	R: 0 H: 0 E: 0 K: 3 S: 11	R: 0 H: 0 E: 0 K: 2 S: 10	R: 0 H: 0 E: 0 K: 0 S: 8	1B: 7 2B: 3 3B: 0 HR: 0	SF: 0 SAC: 1 DP: 1 HBP: 0	WP: 1 PB: 0 CS: 0	PA: 39			
<b>PITCHER</b>	IP WLS BF H R ER SO BB IBB HBP BLK WP HR S P ERA WHIP																
36 Wade Miley, L (1,1) ERA: 3.02	4.1 L 23 9 6 4 2 1 0 0 0 0 1 0 46 68 8.31 2.308																
52 Brad Bergesen, R (5,1) ERA: 1.35	1.2 7 1 0 0 0 1 0 0 0 0 0 0 16 23 0.00 1.200																
39 Bryan Shaw, R (7,1) ERA: 4.15	1.0 3 0 0 0 3 0 0 0 0 0 0 0 11 16 0.00 0.000																
30 David Hernandez, R (8,1) ERA: 2.52	1.0 3 0 0 0 2 0 0 0 0 0 0 0 10 14 0.00 0.000																
29 Brad Ziegler, R (9,1) ERA: 2.58	1.0 3 0 0 0 0 0 0 0 0 0 0 0 8 11 0.00 0.000																
<b>Batter</b>	<b>1</b>	<b>2</b>	<b>3</b>	<b>4</b>	<b>5</b>	<b>6</b>	<b>7</b>	<b>8</b>	<b>9</b>	<b>AB</b>	<b>R</b>	<b>H</b>	<b>RBI</b>	<b>BB</b>	<b>SO</b>	<b>LOB</b>	<b>BOTTOM</b>
6 Stephen Drew, L (1,6) OBP: 0.309, SLG: 0.331	K									4	0	1	1	1	3	3	<p>Washington Nationals @ Arizona Diamondbacks</p> <p>Chase Field, Phoenix, AZ</p> <p>Sat Aug 11 2012, 5:10 PM - 8:17 PM MST</p> <p>Att: 34,030 - Roof Closed - 79 F</p>
2 Aaron Hill, R (1,4) OBP: 0.346, SLG: 0.483										5	1	2	1	0	0	3	
13 Jason Kubel, L (1,7) OBP: 0.349, SLG: 0.550	G5-3									5	1	1	0	0	1	1	
44 Paul Goldschmidt, R (1,3) OBP: 0.357, SLG: 0.529	K									5	0	0	0	0	2	2	
10 Justin Upton, R (1,9) OBP: 0.361, SLG: 0.404										4	1	2	0	0	1	1	
26 Miguel Montero, L (1,2) OBP: 0.391, SLG: 0.456										2	1	1	1	2	1	0	
28 Chris Johnson, R (1,5) OBP: 0.329, SLG: 0.456										3	0	0	1	0	0	2	
8 Gerardo Parra, L (1,8) OBP: 0.345, SLG: 0.404										2	1	1	0	1	0	2	
24 Chris Young, R (8,PH) OBP: 0.305, SLG: 0.414										0	0	0	0	1	0	0	
36 Wade Miley, L (1,1) ERA: 3.74										2	0	0	0	0	1	2	
52 Brad Bergesen, L (5,PH) ERA: 3.35										0	0	0	0	0	0	0	
21 Ryan Wheeler, L (6,PH) ERA: 2.68										1	0	1	0	0	0	0	
39 Bryan Shaw, L (7,1) ERA: 2.31										0	0	0	0	0	0	0	
30 David Hernandez, R (8,1) ERA: 2.52										0	0	0	0	0	0	0	
14 Jake Elmore, R (8,PH) ERA: 3.00										1	0	0	0	0	0	2	
29 Brad Ziegler, R (9,1) ERA: 2.58										0	0	0	0	0	0	0	
<b>Inning Stats</b>	R: 1 H: 1 E: 0 K: 2 S: 12	H: 3 R: 2 ER: 0 BB: 1 P: 19	R: 2 H: 3 E: 0 K: 1 S: 14	R: 1 H: 2 E: 0 K: 0 S: 10	R: 0 H: 0 E: 0 K: 0 S: 9	R: 0 H: 0 E: 0 K: 2 S: 10	R: 1 H: 2 E: 0 K: 2 S: 14	R: 0 H: 1 E: 0 K: 1 S: 10	R: 0 H: 0 E: 0 K: 1 S: 8	R: 0 H: 0 E: 0 K: 0 S: 4	1B: 3 2B: 4 3B: 1 HR: 1	SF: 1 SAC: 0 DP: 0 HBP: 0	WP: 0 PB: 0 CS: 1	PA: 40			
<b>PITCHER</b>	IP WLS BF H R ER SO BB IBB HBP BLK WP HR S P ERA WHIP																
33 Edwin Jackson, R (1,1) ERA: 3.74	5.2 W 27 8 5 5 6 2 1 0 0 0 0 0 0 9 14 0.00 1.500																
32 Tom Gorzelanny, L (6,1) ERA: 3.35	0.2 H 3 1 0 0 2 0 0 0 0 0 0 0 4 5 0.00 0.000																
52 Ryan Mattheus, R (7,1) ERA: 2.68	0.2 H 2 0 0 0 0 0 0 0 0 0 0 0 4 5 0.00 0.000																
51 Michael Gonzalez, L (8,1) ERA: 2.31	1.0 H 5 0 0 0 1 2 0 0 0 0 0 0 8 23 0.00 2.000																
36 Tyler Clippard, R (9,1) ERA: 3.04	1.0 S 3 0 0 0 0 0 0 0 0 0 0 0 4 5 0.00 0.000																



Batter	1	2	3	4	5	6	7	8	9	AB	R	H	RBI	BB	SO	LOB	TOP										
8 Danny Espinosa, S OBP: 0.313, SLG: 0.395 18 Chad Tracy, L OBP: 0.344, SLG: 0.500	G4-3			P3			11 1B 2B			3	1	1	0	0	0	0	Washington Nationals @ Arizona Diamondbacks Chase Field, Phoenix, AZ Sun Aug 12 2012, 1:11 PM - 4:01 PM MST Att: 27,345 - Roof Closed - 77 F										
34 Bryce Harper, L OBP: 0.328, SLG: 0.406	11 CS 1B			G3-1			K			4	0	1	0	0	1	3											
11 Ryan Zimmerman, R OBP: 0.348, SLG: 0.464 6 Cesar Izturis, S OBP: 0.257, SLG: 0.348	G6-3			K			38 1B 25 SF7 1B			3	0	1	1	0	1	1											
38 Michael Morse, R OBP: 0.320, SLG: 0.477				K						4	1	2	0	0	1	0											
25 Adam LaRoche, L OBP: 0.341, SLG: 0.505 22 Drew Storen, S OBP: 0.406, SLG: 0.459				K						2	0	0	1	0	1	0											
57 Tyler Moore, R OBP: 0.354, SLG: 0.500				F8						4	0	1	1	0	1	1											
24 Kurt Suzuki, R OBP: 0.250, SLG: 0.276				G5-3						4	0	0	0	0	0	1											
1 Steve Lombardozzi, S OBP: 0.319, SLG: 0.351				F9						3	0	0	0	1	0	1											
48 Ross Detwiler, R OBP: 0.100, SLG: 0.069 35 Craig Stammen, R OBP: 0.369, SLG: 0.383				K						1	0	0	0	0	1	0											
2 Roger Bernadina, L OBP: 0.369, SLG: 0.383				K						2	0	0	0	0	1	3											
<b>Inning Stats</b>	R: 0 E: 0 K: 0 S: 7	H: 1 LOB: 0 BB: 0 P: 8	R: 0 E: 0 K: 2 S: 8	H: 0 LOB: 0 BB: 0 P: 13	R: 0 E: 0 K: 1 S: 6	H: 0 LOB: 0 BB: 0 P: 7	R: 0 E: 0 K: 1 S: 10	H: 0 LOB: 0 BB: 0 P: 15	R: 0 E: 0 K: 0 S: 8	H: 0 LOB: 0 BB: 0 P: 12	R: 0 E: 0 K: 1 S: 9	H: 0 LOB: 0 BB: 0 P: 13	R: 2 E: 0 K: 2 S: 16	H: 3 LOB: 1 BB: 0 P: 20	R: 0 E: 1 K: 0 S: 7	H: 0 LOB: 2 BB: 1 P: 15	R: 2 E: 0 K: 1 S: 20	H: 3 LOB: 2 BB: 1 P: 28	1B: 4 2B: 3 3B: 0 HR: 0	SF: 1 SAC: 0 DP: 0 HBP: 0	WP: 0 PB: 0 SB: 0 CS: 1	PA: 36					
<b>PITCHER</b>	IP	WLS	BF	H	R	ER	SO	BB	IBB	HBP	BLK	WP	HR	S	P	ERA	WHIP										
46 Patrick Corbin, L ERA: 3.41 32 Matt Albers, R ERA: 2.05 48 Takashi Saito, R ERA: 6.14 40 J.J. Putz, R ERA: 3.35	7.0	W	24	4	2	2	7	0	0	0	0	0	0	64	88	2.57	0.571										

Batter	1	2	3	4	5	6	7	8	9	AB	R	H	RBI	BB	SO	LOB	BOTTOM										
24 Chris Young, R OBP: 0.312, SLG: 0.419	L8			44 2B 2B			2 2B BB			2	2	1	0	2	0	0	Washington Nationals @ Arizona Diamondbacks Chase Field, Phoenix, AZ Sun Aug 12 2012, 1:11 PM - 4:01 PM MST Att: 27,345 - Roof Closed - 77 F										
2 Aaron Hill, R OBP: 0.347, SLG: 0.483	F8			F9			44 1B 2B			4	1	1	1	0	0	2											
13 Jason Kubel, L OBP: 0.349, SLG: 0.546	K			44 2B HBP			L1			3	1	0	0	0	2	1											
44 Paul Goldschmidt, R OBP: 0.358, SLG: 0.532				E5 10 E			10 2B 1B			4	2	2	3	0	0	0											
10 Justin Upton, R OBP: 0.360, SLG: 0.405				L9			26 2B 2B			4	1	1	1	0	0	1											
26 Miguel Montero, L OBP: 0.393, SLG: 0.458				F7			28 WP 2B			3	0	1	1	0	1	0											
28 Chris Johnson, R OBP: 0.326, SLG: 0.451				HBP			F8			4	0	0	0	0	2	2											
16 John McDonald, R OBP: 0.286, SLG: 0.440				K			K			4	0	0	0	0	2	2											
46 Patrick Corbin, L OBP: 0.158, SLG: 0.111 32 Matt Albers, L ERA: 2.48 48 Takashi Saito, L 40 J.J. Putz, R				G4-3			G6-3			4	0	0	0	0	1	1											
				B1-3			F7			3	0	0	0	0	1	0											
<b>Inning Stats</b>	R: 0 E: 0 K: 1 S: 9	H: 0 LOB: 0 BB: 0 P: 16	R: 1 E: 1 K: 1 S: 18	H: 0 LOB: 1 BB: 0 P: 24	R: 2 E: 0 K: 0 S: 15	H: 2 LOB: 0 BB: 0 P: 26	R: 0 E: 0 K: 0 S: 8	H: 0 LOB: 0 BB: 0 P: 12	R: 4 E: 0 K: 1 S: 14	H: 4 LOB: 1 BB: 1 P: 29	R: 0 E: 0 K: 2 S: 12	H: 0 LOB: 1 BB: 1 P: 17	R: 0 E: 0 K: 1 S: 5	H: 0 LOB: 0 BB: 0 P: 8	R: 0 E: 0 K: 1 S: 5	H: 0 LOB: 0 BB: 0 P: 9	1B: 1 2B: 5 3B: 0 HR: 0	SF: 0 SAC: 0 DP: 0 HBP: 2	WP: 1 PB: 0 SB: 1 CS: 0	PA: 35							
<b>PITCHER</b>	IP	WLS	BF	H	R	ER	SO	BB	IBB	HBP	BLK	WP	HR	S	P	ERA	WHIP										
48 Ross Detwiler, L ERA: 3.18 35 Craig Stammen, R ERA: 2.48 22 Drew Storen, R ERA: 2.0	4.2	L	21	3	5	4	2	1	0	0	0	0	0	55	93	7.71	0.857										

AB	33
R	4
H	7
RBI	4
BB	2
SO	8
LOB	11



AB	31
R	7
H	6
RBI	6
BB	2
SO	7
LOB	7









Batter	1	2	3	4	5	6	7	8	9	AB	R	H	RBI	BB	SO	LOB	TOP								
8 Danny Espinosa, S (1.6) OBP: 0.319, SLG: 0.407										4	0	2	0	0	1	1	Washington Nationals @ San Francisco Giants AT&T Park, San Francisco, CA Tue Aug 14 2012, 7:17 PM - 9:56 PM PDT Att: 42,081 - Partly Cloudy - 63 F								
34 Bryce Harper, L (1.8) OBP: 0.325, SLG: 0.402										3	0	0	0	0	0	2									
11 Ryan Zimmerman, R (1.5) OBP: 0.347, SLG: 0.463										4	0	0	0	0	1	4									
28 Jayson Werth, R (1.9) OBP: 0.409, SLG: 0.471										3	1	1	0	1	0	2									
25 Adam LaRoche, L (1.3) OBP: 0.338, SLG: 0.498										4	0	1	1	0	1	3									
57 Tyler Moore, R (1.7) OBP: 0.351, SLG: 0.479										4	0	0	0	0	1	2									
26 Jesus Flores, R (1.2) OBP: 0.253, SLG: 0.314										3	0	0	0	0	0	1									
1 Steve Lombardozzi, S (1.4) OBP: 0.322, SLG: 0.352										3	0	0	0	0	2	1									
27 Jordan Zimmermann, R (1.1) OBP: 0.266, SLG: 0.319										2	0	1	0	0	0	0									
51 Michael Gonzalez, R (6.1) ERA: 2.28										0	0	0	0	0	0	0									
52 Ryan Mattheus, R (7.1) ERA: 2.62										0	0	0	0	0	0	0									
6 Cesar Izturis, S (8.1) ERA: 5.79										0	0	0	0	0	0	0									
22 Drew Storen, S (8.1) ERA: 1.78										0	0	0	0	0	0	0									
17 Sean Burnett, L (8.1) ERA: 1.78										0	0	0	0	0	0	0									
<b>Inning Stats</b>	R: 0 E: 0 K: 0 S: 6	H: 1 LOB: 0 BB: 0 P: 10	R: 0 E: 0 K: 2 S: 8	H: 0 LOB: 0 BB: 0 P: 11	R: 0 E: 0 K: 1 S: 9	H: 0 LOB: 0 BB: 0 P: 11	R: 0 E: 1 K: 0 S: 11	H: 1 LOB: 2 BB: 0 P: 17	R: 0 E: 0 K: 0 S: 6	H: 0 LOB: 0 BB: 0 P: 8	R: 0 E: 0 K: 0 S: 8	H: 1 LOB: 1 BB: 0 P: 12	R: 1 E: 0 K: 1 S: 9	H: 2 LOB: 1 BB: 0 P: 12	R: 0 E: 0 K: 1 S: 10	H: 0 LOB: 0 BB: 0 P: 13	R: 0 E: 0 K: 1 S: 7	H: 0 LOB: 1 BB: 1 P: 14	1B: 4 2B: 0 3B: 1 HR: 0	SF: 0 SAC: 1 DP: 1 HBP: 0	WP: 0 PB: 0 SB: 0 CS: 0	PA: 33			
<b>PITCHER</b>	IP	WLS	BF	H	R	ER	SO	BB	IBB	HBP	BLK	WP	HR	S	P	ERA	WHIP								
40 Madison Bumgarner, L (1.1) ERA: 2.97	9.0	W	33	5	1	1	6	1	0	0	0	0	0	74	108	1.00	0.667								

AB	31
R	1
H	5
RBI	1
BB	1
SO	6
LOB	16



Batter	1	2	3	4	5	6	7	8	9	AB	R	H	RBI	BB	SO	LOB	BOTTOM								
16 Angel Pagan, S (1.8) OBP: 0.332, SLG: 0.414										5	0	2	1	0	1	1	Washington Nationals @ San Francisco Giants AT&T Park, San Francisco, CA Tue Aug 14 2012, 7:17 PM - 9:56 PM PDT Att: 42,081 - Partly Cloudy - 63 F								
19 Marco Scutaro, R (1.4) OBP: 0.331, SLG: 0.373										5	0	3	0	0	0	3									
53 Melky Cabrera, S (1.7) OBP: 0.390, SLG: 0.516										4	1	1	0	0	1	4									
28 Buster Posey, R (1.2) OBP: 0.407, SLG: 0.544										2	1	0	0	2	0	1									
48 Pablo Sandoval, S (1.5) OBP: 0.349, SLG: 0.485										2	1	0	1	1	0	2									
13 Joaquin Arias, R (9.5) OBP: 0.303, SLG: 0.345										0	0	0	0	0	0	0									
8 Hunter Pence, R (1.9) OBP: 0.321, SLG: 0.429										4	2	3	0	0	1	0									
9 Brandon Belt, L (1.3) OBP: 0.363, SLG: 0.498										4	1	3	3	0	0	0									
35 Brandon Crawford, L (1.6) OBP: 0.299, SLG: 0.347										4	0	1	1	0	0	1									
40 Madison Bumgarner, R (1.1) OBP: 0.161, SLG: 0.218										3	0	0	0	1	2	2									
<b>Inning Stats</b>	R: 0 E: 0 K: 1 S: 11	H: 2 LOB: 2 BB: 1 P: 17	R: 1 E: 0 K: 0 S: 7	H: 2 LOB: 0 BB: 0 P: 13	R: 0 E: 0 K: 0 S: 13	H: 1 LOB: 0 BB: 0 P: 21	R: 0 E: 0 K: 1 S: 8	H: 0 LOB: 0 BB: 0 P: 13	R: 0 E: 0 K: 2 S: 16	H: 2 LOB: 2 BB: 0 P: 19	R: 1 E: 0 K: 0 S: 5	H: 2 LOB: 1 BB: 1 P: 12	R: 0 E: 0 K: 0 S: 4	H: 0 LOB: 0 BB: 1 P: 9	R: 4 E: 1 K: 1 S: 22	H: 5 LOB: 3 BB: 1 P: 39	1B: 10 2B: 3 3B: 0 HR: 0	SF: 1 SAC: 0 DP: 1 HBP: 0	WP: 1 PB: 0 SB: 0 CS: 0	PA: 38					
<b>PITCHER</b>	IP	WLS	BF	H	R	ER	SO	BB	IBB	HBP	BLK	WP	HR	S	P	ERA	WHIP								
27 Jordan Zimmermann, R (1.1) ERA: 2.38	5.2	L	25	8	2	2	4	2	0	0	0	0	0	59	94	3.18	1.765								
51 Michael Gonzalez, L (6.1) ERA: 2.28	0.1		1	0	0	0	0	0	0	0	0	0	0	1	1	0.00	0.000								
52 Ryan Mattheus, R (7.1) ERA: 2.62	1.0		3	0	0	0	0	1	0	0	0	0	0	4	9	0.00	1.000								
22 Drew Storen, R (8.1) ERA: 5.79	0.1		5	3	4	4	0	1	0	0	0	1	0	12	23	108.00	12.000								
17 Sean Burnett, L (8.1) ERA: 1.78	0.2		4	2	0	0	1	0	0	0	0	0	0	10	16	0.00	3.000								

AB	33
R	6
H	13
RBI	6
SO	5
LOB	14









Batter	1	2	3	4	5	6	7	8	9	AB	R	H	RBI	BB	SO	LOB	TOP					
11 Rubén Tejada, R OBP: 0.359, SLG: 0.390	G5-3	G4-3			F9 2B		G5-3		F7	5	0	1	0	0	0	2	<b>New York Mets @ Washington Nationals</b> Nationals Park, Washington, DC Fri Aug 17 2012, 7:09 PM - 9:50 PM EDT Att: 34,827 - Cloudy - 89 F					
56 Andres Torres, S OBP: 0.343, SLG: 0.337	L8		G5-3		F9 2-3		K			4	0	0	0	0	1	1						
5 David Wright, R OBP: 0.413, SLG: 0.526	12 2B 1B		G5-3		G6-3			12 G5-4-3 1B		4	1	2	0	0	0	1						
12 Scott Hairston, R OBP: 0.315, SLG: 0.529	28 1B 2B				28 G3 13 G6-3 2B			G5-4-3 1-2		4	2	3	0	0	0	1						
28 Daniel Murphy, L OBP: 0.335, SLG: 0.412	2H 3H 1B		G4-3		G3			G4-3		4	0	1	2	0	0	2						
13 Ronny Cedeno, R OBP: 0.366, SLG: 0.432	4-0 3H BB				G6-3				1 DI BB	2	0	0	1	2	0	0						
44 Jason Bay, R OBP: 0.240, SLG: 0.291	F7				G6-3				K	3	0	0	0	0	0	2						
46 Manny Acosta, R OBP: 0.259									K	0	0	0	0	0	0	0						
52 Ramon E Ramirez, R OBP: 0.283, SLG: 0.429									K	0	0	0	0	0	0	1						
29 Ike Davis, L OBP: 0.283, SLG: 0.429									K	1	0	0	0	0	0	1						
6 Kelly Shoppach, R OBP: 0.323, SLG: 0.476		G5-3			K				K	4	1	1	1	0	2	1						
57 Johan Santana, L OBP: 0.086, SLG: 0.086		G1-3								2	0	0	0	0	0	0						
1 Jordany Valdespin, L OBP: 0.266, SLG: 0.476					G6-3					1	0	0	0	1	1	0						
<b>Inning Stats</b>	R: 2 H: 3 E: 0 K: 0 S: 12	H: 3 LOB: 2 BB: 1 P: 22	R: 0 H: 0 E: 0 K: 0 S: 8	H: 0 LOB: 0 BB: 0 P: 10	R: 0 H: 1 E: 0 K: 1 S: 9	H: 1 LOB: 1 BB: 0 P: 16	R: 0 H: 0 E: 0 K: 1 S: 8	H: 0 LOB: 0 BB: 0 P: 11	R: 0 H: 1 E: 0 K: 0 S: 9	H: 1 LOB: 1 BB: 0 P: 14	R: 1 H: 1 E: 0 K: 0 S: 7	H: 1 LOB: 0 BB: 0 P: 11	R: 1 H: 1 E: 0 K: 2 S: 9	H: 1 LOB: 0 BB: 2 P: 13	R: 0 H: 1 E: 0 K: 0 S: 6	H: 1 LOB: 0 BB: 0 P: 9	R: 0 H: 0 E: 0 K: 2 S: 12	H: 0 LOB: 2 BB: 2 P: 20	1B: 3 2B: 4 3B: 0 HR: 1	SF: 0 SAC: 0 DP: 1 HBP: 0	WP: 0 PB: 0 SB: 0 CS: 0	PA: 37
<b>PITCHER</b>	IP WLS BF H R ER SO BB IBB HBP BLK WP HR S P ERA WHIP	IP WLS BF H R ER SO BB IBB HBP BLK WP HR S P ERA WHIP	IP WLS BF H R ER SO BB IBB HBP BLK WP HR S P ERA WHIP	IP WLS BF H R ER SO BB IBB HBP BLK WP HR S P ERA WHIP	IP WLS BF H R ER SO BB IBB HBP BLK WP HR S P ERA WHIP	IP WLS BF H R ER SO BB IBB HBP BLK WP HR S P ERA WHIP	IP WLS BF H R ER SO BB IBB HBP BLK WP HR S P ERA WHIP	IP WLS BF H R ER SO BB IBB HBP BLK WP HR S P ERA WHIP	IP WLS BF H R ER SO BB IBB HBP BLK WP HR S P ERA WHIP	IP WLS BF H R ER SO BB IBB HBP BLK WP HR S P ERA WHIP	IP WLS BF H R ER SO BB IBB HBP BLK WP HR S P ERA WHIP	IP WLS BF H R ER SO BB IBB HBP BLK WP HR S P ERA WHIP	IP WLS BF H R ER SO BB IBB HBP BLK WP HR S P ERA WHIP	IP WLS BF H R ER SO BB IBB HBP BLK WP HR S P ERA WHIP	IP WLS BF H R ER SO BB IBB HBP BLK WP HR S P ERA WHIP	IP WLS BF H R ER SO BB IBB HBP BLK WP HR S P ERA WHIP	IP WLS BF H R ER SO BB IBB HBP BLK WP HR S P ERA WHIP					

AB	34
R	4
H	8
RBI	4
BB	3
SO	5
LOB	11



Batter	1	2	3	4	5	6	7	8	9	AB	R	H	RBI	BB	SO	LOB	BOTTOM			
28 Javson Werth, R OBP: 0.417, SLG: 0.472	P4			11 1B 38 HR 1B	34 HR 1B		F9			4	2	2	0	0	0	1	<b>New York Mets @ Washington Nationals</b> Nationals Park, Washington, DC Fri Aug 17 2012, 7:09 PM - 9:50 PM EDT Att: 34,827 - Cloudy - 89 F			
34 Bryce Harper, L OBP: 0.325, SLG: 0.406	F7			38 HR 1B	11 HR 1B		11 CS BB			3	2	2	2	1	0	0				
11 Ryan Zimmerman, R OBP: 0.349, SLG: 0.460	G6-3			38 HR 1B	38 HR 1B		G6-3			4	1	2	0	0	0	2				
38 Michael Morse, R OBP: 0.324, SLG: 0.485		P2		HR	F8			K		4	1	1	4	0	1	1				
25 Adam LaRoche, L OBP: 0.336, SLG: 0.494		L8		F9			G3-1		L6	4	0	0	0	0	0	0				
20 Ian Desmond, R OBP: 0.319, SLG: 0.497		L9		K			F8		F7	4	0	0	0	0	1	0				
8 Danny Espinosa, S OBP: 0.322, SLG: 0.415				K	P3					2	0	0	0	1	1	0				
24 Kurt Suzuki, R OBP: 0.252, SLG: 0.284				P6			P3		F8	3	0	0	0	0	0	1				
48 Ross Detwiler, R OBP: 0.094, SLG: 0.065				K						2	0	0	0	0	2	0				
35 Craig Stammen, R OBP: 0.380, SLG: 0.401										0	0	0	0	0	0	0				
2 Roger Bernadina, L OBP: 0.380, SLG: 0.401										1	0	1	0	0	0	0				
22 Drew Storen, S OBP: 0.380, SLG: 0.401										0	0	0	0	0	0	0				
36 Tyler Clippard, R OBP: 0.380, SLG: 0.401										0	0	0	0	0	0	0				
<b>Inning Stats</b>	R: 0 H: 0 E: 0 K: 0 S: 9	H: 0 LOB: 0 BB: 0 P: 15	R: 0 H: 0 E: 0 K: 0 S: 11	H: 0 LOB: 0 BB: 0 P: 17	R: 0 H: 0 E: 0 K: 2 S: 11	H: 0 LOB: 0 BB: 0 P: 18	R: 4 H: 4 E: 0 K: 1 S: 14	H: 4 LOB: 0 BB: 0 P: 21	R: 2 H: 3 E: 0 K: 1 S: 15	H: 3 LOB: 1 BB: 0 P: 22	R: 0 H: 0 E: 0 K: 0 S: 5	H: 0 LOB: 1 BB: 1 P: 10	R: 0 H: 1 E: 0 K: 0 S: 9	H: 1 LOB: 1 BB: 1 P: 18	R: 0 H: 0 E: 0 K: 1 S: 9	H: 0 LOB: 0 BB: 0 P: 13	1B: 6 2B: 0 3B: 0 HR: 2	SF: 0 SAC: 0 DP: 0 HBP: 0	WP: 0 PB: 0 SB: 0 CS: 2	PA: 33
<b>PITCHER</b>	IP WLS BF H R ER SO BB IBB HBP BLK WP HR S P ERA WHIP	IP WLS BF H R ER SO BB IBB HBP BLK WP HR S P ERA WHIP	IP WLS BF H R ER SO BB IBB HBP BLK WP HR S P ERA WHIP	IP WLS BF H R ER SO BB IBB HBP BLK WP HR S P ERA WHIP	IP WLS BF H R ER SO BB IBB HBP BLK WP HR S P ERA WHIP	IP WLS BF H R ER SO BB IBB HBP BLK WP HR S P ERA WHIP	IP WLS BF H R ER SO BB IBB HBP BLK WP HR S P ERA WHIP	IP WLS BF H R ER SO BB IBB HBP BLK WP HR S P ERA WHIP	IP WLS BF H R ER SO BB IBB HBP BLK WP HR S P ERA WHIP	IP WLS BF H R ER SO BB IBB HBP BLK WP HR S P ERA WHIP	IP WLS BF H R ER SO BB IBB HBP BLK WP HR S P ERA WHIP	IP WLS BF H R ER SO BB IBB HBP BLK WP HR S P ERA WHIP	IP WLS BF H R ER SO BB IBB HBP BLK WP HR S P ERA WHIP	IP WLS BF H R ER SO BB IBB HBP BLK WP HR S P ERA WHIP	IP WLS BF H R ER SO BB IBB HBP BLK WP HR S P ERA WHIP	IP WLS BF H R ER SO BB IBB HBP BLK WP HR S P ERA WHIP	IP WLS BF H R ER SO BB IBB HBP BLK WP HR S P ERA WHIP			

AB	31
R	6
H	8
RBI	6
BB	2
SO	5
LOB	5






Batter	1	2	3	4	5	6	7	8	9	AB	R	H	RBI	BB	SO	LOB	TOP					
11 Rubén Tejada, R OBP: 0.355, SLG: 0.385	G6-3		E6			K		G4-3		4	0	0	0	0	1	0						
23 Mike Baxter, L OBP: 0.410, SLG: 0.451	3B		K			K2-3		K		4	0	1	0	0	3	1						
5 David Wright, R OBP: 0.412, SLG: 0.522	G5-3					K		29 HR		3	1	0	0	1	2	1						
29 Ike Davis, L OBP: 0.285, SLG: 0.437	F8					K		1-H		4	1	2	2	0	1	1						
28 Daniel Murphy, L OBP: 0.332, SLG: 0.408	K		G4-3			G4-3		G3-1		4	0	0	0	0	2	1						
1 Jordany Valdespin, L OBP: 0.260, SLG: 0.467	G4-3					G3		G4-3		3	0	0	0	0	0	0						
48 Frank Francisco, R										0	0	0	0	0	0	0						
56 Andres Torres, S OBP: 0.340, SLG: 0.333	K					K		K		3	0	0	0	0	3	0						
30 Josh Thole, L OBP: 0.316, SLG: 0.314			K			G4-3		G4-3		3	0	0	0	0	1	0						
49 Jonathon Niese, L OBP: 0.292, SLG: 0.190			G4-3					K		3	0	0	0	0	2	0						
60 Jon Rauch, R										0	0	0	0	0	0	0						
44 Jason Bay, R OBP: 0.240, SLG: 0.291								K		0	0	0	0	0	0	0						
<b>Inning Stats</b>	R: 0 E: 0 K: 0 S: 9	H: 1 LOB: 1 BB: 0 P: 12	R: 0 E: 0 K: 2 S: 10	H: 0 LOB: 0 BB: 0 P: 16	R: 0 E: 1 K: 2 S: 10	H: 0 LOB: 1 BB: 0 P: 14	R: 0 E: 0 K: 2 S: 12	H: 0 LOB: 0 BB: 0 P: 20	R: 0 E: 0 K: 1 S: 7	H: 0 LOB: 0 BB: 0 P: 10	R: 0 E: 0 K: 3 S: 12	H: 0 LOB: 0 BB: 0 P: 16	R: 2 E: 0 K: 1 S: 9	H: 1 LOB: 0 BB: 1 P: 15	R: 0 E: 0 K: 1 S: 10	H: 0 LOB: 0 BB: 0 P: 14	R: 0 E: 0 K: 3 S: 13	H: 1 LOB: 1 BB: 0 P: 17	1B: 1 2B: 0 3B: 1 HR: 1	SF: 0 SAC: 0 DP: 0 HBP: 0	WP: 0 PB: 0 CS: 0	PA: 32
<b>PITCHER</b>	IP	WLS	BF	H	R	ER	SO	BB	IBB	HBP	BLK	WP	HR	S	P	ERA	WHIP					
33 Edwin Jackson, R ERA: 3.89	7.0	L	25	2	2	2	11	1	0	0	0	0	1	69	103	2.57	0.429					
52 Ryan Mattheus, R ERA: 2.47	1.2		5	0	0	0	3	0	0	0	0	0	0	16	21	0.00	0.000					
51 Michael Gonzalez, L ERA: 2.25	0.1		2	1	0	0	1	0	0	0	0	0	0	7	10	0.00	3.000					

New York Mets @ Washington Nationals  
Nationals Park, Washington, DC  
Sat Aug 18 2012, 7:08 PM - 9:42 PM EDT  
Att. 42,662 - Clear - 81 F

livebaseballscorecards.com

AB 31  
R 2  
H 3  
RBI 2  
BB 1  
SO 15  
LOB 4




Batter	1	2	3	4	5	6	7	8	9	AB	R	H	RBI	BB	SO	LOB	BOTTOM					
28 Javon Werth, R OBP: 0.407, SLG: 0.459	G6-3		G5-3			P4		F7		4	0	0	0	0	0	1						
8 Danny Espinosa, S OBP: 0.323, SLG: 0.416	38 F9 11 B		K					G3		4	0	2	0	0	1	0						
11 Ryan Zimmerman, R OBP: 0.348, SLG: 0.458	1B					K		F8		4	0	1	0	0	1	1						
38 Michael Morse, R OBP: 0.320, SLG: 0.478	F9					K		K		4	0	0	0	0	3	3						
25 Adam LaRoche, L OBP: 0.335, SLG: 0.494	G4-3							G3		4	0	1	0	0	0	3						
20 Ian Desmond, R OBP: 0.316, SLG: 0.493			K			G6-3		G6-3		3	0	0	0	0	1	1						
57 Tyler Moore, R OBP: 0.343, SLG: 0.468	G6-3									3	0	0	0	0	1	0						
52 Ryan Mattheus, R										0	0	0	0	0	0	0						
51 Michael Gonzalez, R										0	0	0	0	0	0	0						
26 Jesus Flores, R OBP: 0.254, SLG: 0.314	G6-3							G5-3		3	0	1	0	0	0	0						
33 Edwin Jackson, R OBP: 0.233, SLG: 0.195										1	0	0	0	0	1	0						
34 Bryce Harper, L OBP: 0.325, SLG: 0.405			K			SH1-4		F8		1	0	0	0	0	0	0						
<b>Inning Stats</b>	R: 0 E: 0 K: 0 S: 12	H: 2 LOB: 2 BB: 0 P: 21	R: 0 E: 0 K: 1 S: 9	H: 0 LOB: 0 BB: 0 P: 12	R: 0 E: 0 K: 2 S: 10	H: 0 LOB: 0 BB: 0 P: 13	R: 0 E: 0 K: 2 S: 13	H: 1 LOB: 1 BB: 0 P: 18	R: 0 E: 0 K: 0 S: 7	H: 1 LOB: 1 BB: 0 P: 13	R: 0 E: 0 K: 1 S: 11	H: 1 LOB: 1 BB: 0 P: 17	R: 0 E: 0 K: 1 S: 7	H: 0 LOB: 0 BB: 0 P: 10	R: 0 E: 0 K: 0 S: 10	H: 0 LOB: 0 BB: 0 P: 17	R: 0 E: 0 K: 1 S: 10	H: 0 LOB: 0 BB: 0 P: 14	1B: 4 2B: 1 3B: 0 HR: 0	SF: 0 SAC: 1 DP: 0 HBP: 0	WP: 0 PB: 1 CS: 0	PA: 32
<b>PITCHER</b>	IP	WLS	BF	H	R	ER	SO	BB	IBB	HBP	BLK	WP	HR	S	P	ERA	WHIP					
49 Jonathon Niese, L ERA: 3.49	7.1	W	27	5	0	0	7	0	0	0	0	0	0	72	109	0.00	0.682					
60 Jon Rauch, R ERA: 3.07	0.2	H	2	0	0	0	0	0	0	0	0	0	0	7	12	0.00	0.000					
48 Frank Francisco, R ERA: 6.06	1.0	S	3	0	0	0	1	0	0	0	0	0	0	10	14	0.00	0.000					

New York Mets @ Washington Nationals  
Nationals Park, Washington, DC  
Sat Aug 18 2012, 7:08 PM - 9:42 PM EDT  
Att. 42,662 - Clear - 81 F

livebaseballscorecards.com

AB 31  
R 0  
H 5  
RBI 0  
BB 0  
SO 8  
LOB 9













Batter	1	2	3	4	5	6	7	8	9	AB	R	H	RBI	BB	SO	LOB	TOP									
24 Michael Bourn, L (1,8) OBP: 0.353, SLG: 0.422										3	0	0	0	0	1	0	<b>Atlanta Braves @ Washington Nationals</b> Nationals Park, Washington, DC Tue Aug 21 2012, 7:08 PM - 10:22 PM EDT Att: 33,888 - Overcast - 77 F									
14 Martin Prado, R (1,7) OBP: 0.355, SLG: 0.432										4	1	1	0	0	1	2										
22 Jason Heyward, L (1,9) OBP: 0.352, SLG: 0.495										4	0	3	0	0	1	0										
5 Freddie Freeman, L (1,3) OBP: 0.345, SLG: 0.451										2	0	0	1	1	0	2										
26 Dan Uggla, R (1,4) OBP: 0.340, SLG: 0.370										4	0	0	0	0	1	3										
16 Brian McCann, L (1,2) OBP: 0.306, SLG: 0.416										4	0	1	0	0	1	3										
25 Juan Francisco, L (1,5) OBP: 0.301, SLG: 0.466										4	0	0	0	0	2	3										
4 Paul Janish, R (1,6) OBP: 0.297, SLG: 0.258										3	0	0	0	0	1	1										
17 Paul Maholm, L (1,1) OBP: 0.098, SLG: 0.122										2	0	0	0	0	2	0										
11 Reed Johnson, R (8,PH) OBP: 0.357, SLG: 0.433										1	0	1	0	0	0	0										
32 Chad Durbin, R (8,1) OBP: 0.357, SLG: 0.433										0	0	0	0	0	0	0										
<b>Inning Stats</b>	R: 0 H: 1 E: 0 K: 1 S: 11	H: 1 LOB: 1 BB: 0 P: 19	R: 0 H: 1 E: 0 K: 2 S: 12	H: 1 LOB: 1 BB: 0 P: 20	R: 0 H: 0 E: 0 K: 2 S: 9	H: 0 LOB: 0 BB: 0 P: 12	R: 0 H: 0 E: 0 K: 3 S: 11	H: 0 LOB: 1 BB: 1 P: 17	R: 0 H: 0 E: 0 K: 3 S: 9	H: 0 LOB: 0 BB: 0 P: 13	R: 1 H: 2 E: 0 K: 0 S: 9	H: 2 LOB: 1 BB: 0 P: 13	R: 0 H: 0 E: 0 K: 0 S: 3	H: 0 LOB: 0 BB: 0 P: 4	R: 0 H: 1 E: 0 K: 0 S: 14	H: 1 LOB: 2 BB: 0 P: 21	R: 0 H: 1 E: 1 K: 0 S: 10	H: 1 LOB: 2 BB: 0 P: 16	1B: 5 2B: 1 3B: 0 HR: 0	SF: 1 SAC: 0 DP: 1 HBP: 1	WP: 0 PB: 0 SB: 1 CS: 0	PA: 34				
<b>PITCHER</b>	IP WLS BF H R ER SO BB IBB HBP BLK WP HR S P ERA WHIP	IP WLS BF H R ER SO BB IBB HBP BLK WP HR S P ERA WHIP	IP WLS BF H R ER SO BB IBB HBP BLK WP HR S P ERA WHIP	IP WLS BF H R ER SO BB IBB HBP BLK WP HR S P ERA WHIP	IP WLS BF H R ER SO BB IBB HBP BLK WP HR S P ERA WHIP	IP WLS BF H R ER SO BB IBB HBP BLK WP HR S P ERA WHIP	IP WLS BF H R ER SO BB IBB HBP BLK WP HR S P ERA WHIP	IP WLS BF H R ER SO BB IBB HBP BLK WP HR S P ERA WHIP	IP WLS BF H R ER SO BB IBB HBP BLK WP HR S P ERA WHIP	IP WLS BF H R ER SO BB IBB HBP BLK WP HR S P ERA WHIP	IP WLS BF H R ER SO BB IBB HBP BLK WP HR S P ERA WHIP	IP WLS BF H R ER SO BB IBB HBP BLK WP HR S P ERA WHIP	IP WLS BF H R ER SO BB IBB HBP BLK WP HR S P ERA WHIP	IP WLS BF H R ER SO BB IBB HBP BLK WP HR S P ERA WHIP	IP WLS BF H R ER SO BB IBB HBP BLK WP HR S P ERA WHIP	IP WLS BF H R ER SO BB IBB HBP BLK WP HR S P ERA WHIP	IP WLS BF H R ER SO BB IBB HBP BLK WP HR S P ERA WHIP	IP WLS BF H R ER SO BB IBB HBP BLK WP HR S P ERA WHIP	IP WLS BF H R ER SO BB IBB HBP BLK WP HR S P ERA WHIP	IP WLS BF H R ER SO BB IBB HBP BLK WP HR S P ERA WHIP	IP WLS BF H R ER SO BB IBB HBP BLK WP HR S P ERA WHIP	IP WLS BF H R ER SO BB IBB HBP BLK WP HR S P ERA WHIP	IP WLS BF H R ER SO BB IBB HBP BLK WP HR S P ERA WHIP	IP WLS BF H R ER SO BB IBB HBP BLK WP HR S P ERA WHIP	IP WLS BF H R ER SO BB IBB HBP BLK WP HR S P ERA WHIP	IP WLS BF H R ER SO BB IBB HBP BLK WP HR S P ERA WHIP

Batter	1	2	3	4	5	6	7	8	9	AB	R	H	RBI	BB	SO	LOB	BOTTOM								
28 Javon Werth, R (1,9) OBP: 0.409, SLG: 0.472										4	0	1	0	0	0	1	<b>Atlanta Braves @ Washington Nationals</b> Nationals Park, Washington, DC Tue Aug 21 2012, 7:08 PM - 10:22 PM EDT Att: 33,888 - Overcast - 77 F								
34 Bryce Harper, L (1,8) OBP: 0.322, SLG: 0.412										4	0	0	0	0	4	1									
11 Ryan Zimmerman, R (1,5) OBP: 0.353, SLG: 0.459										4	0	1	0	0	1	0									
38 Michael Morse, R (1,7) OBP: 0.312, SLG: 0.460										4	0	0	0	0	2	0									
2 Roger Bernadina, L (9,7) OBP: 0.375, SLG: 0.399										0	0	0	0	0	0	0									
25 Adam LaRoche, L (1,3) OBP: 0.337, SLG: 0.488										2	1	1	0	1	0	0									
20 Ian Desmond, R (1,6) OBP: 0.319, SLG: 0.507										3	2	2	1	0	0	1									
8 Danny Espinosa, S (1,4) OBP: 0.319, SLG: 0.413										3	0	0	0	0	1	2									
26 Jesus Flores, R (1,2) OBP: 0.255, SLG: 0.327										3	1	1	3	0	0	0									
37 Stephen Strasburg, R (1,1) OBP: 0.340, SLG: 0.442										2	0	0	0	0	1	0									
22 Drew Storen, S (7,1) OBP: 0.332, SLG: 0.385										0	0	0	0	0	0	0									
1 Steve Lombardozzi, S (7,PH) OBP: 0.332, SLG: 0.385										1	0	1	0	0	0	0									
17 Sean Burnett, L (8,1) OBP: 0.357, SLG: 0.433										0	0	0	0	0	0	0									
36 Tyler Clippard, R (9,1) OBP: 0.357, SLG: 0.433										0	0	0	0	0	0	0									
<b>Inning Stats</b>	R: 0 H: 0 E: 0 K: 1 S: 8	H: 0 LOB: 0 BB: 0 P: 15	R: 1 H: 1 E: 0 K: 0 S: 9	H: 1 LOB: 0 BB: 0 P: 14	R: 0 H: 0 E: 0 K: 0 S: 6	H: 0 LOB: 0 BB: 0 P: 10	R: 0 H: 1 E: 0 K: 2 S: 8	H: 1 LOB: 0 BB: 0 P: 11	R: 3 H: 4 E: 0 K: 3 S: 16	H: 4 LOB: 1 BB: 0 P: 22	R: 0 H: 0 E: 0 K: 0 S: 5	H: 0 LOB: 1 BB: 1 P: 10	R: 0 H: 1 E: 0 K: 0 S: 10	H: 1 LOB: 1 BB: 0 P: 17	R: 0 H: 0 E: 0 K: 3 S: 9	H: 0 LOB: 0 BB: 0 P: 14	R: 0 H: 0 E: 0 K: 3 S: 9	H: 0 LOB: 0 BB: 0 P: 14	1B: 3 2B: 2 3B: 0 HR: 2	SF: 0 SAC: 0 DP: 0 HBP: 0	WP: 0 PB: 0 SB: 0 CS: 0	PA: 31			
<b>PITCHER</b>	IP WLS BF H R ER SO BB IBB HBP BLK WP HR S P ERA WHIP	IP WLS BF H R ER SO BB IBB HBP BLK WP HR S P ERA WHIP	IP WLS BF H R ER SO BB IBB HBP BLK WP HR S P ERA WHIP	IP WLS BF H R ER SO BB IBB HBP BLK WP HR S P ERA WHIP	IP WLS BF H R ER SO BB IBB HBP BLK WP HR S P ERA WHIP	IP WLS BF H R ER SO BB IBB HBP BLK WP HR S P ERA WHIP	IP WLS BF H R ER SO BB IBB HBP BLK WP HR S P ERA WHIP	IP WLS BF H R ER SO BB IBB HBP BLK WP HR S P ERA WHIP	IP WLS BF H R ER SO BB IBB HBP BLK WP HR S P ERA WHIP	IP WLS BF H R ER SO BB IBB HBP BLK WP HR S P ERA WHIP	IP WLS BF H R ER SO BB IBB HBP BLK WP HR S P ERA WHIP	IP WLS BF H R ER SO BB IBB HBP BLK WP HR S P ERA WHIP	IP WLS BF H R ER SO BB IBB HBP BLK WP HR S P ERA WHIP	IP WLS BF H R ER SO BB IBB HBP BLK WP HR S P ERA WHIP	IP WLS BF H R ER SO BB IBB HBP BLK WP HR S P ERA WHIP	IP WLS BF H R ER SO BB IBB HBP BLK WP HR S P ERA WHIP	IP WLS BF H R ER SO BB IBB HBP BLK WP HR S P ERA WHIP	IP WLS BF H R ER SO BB IBB HBP BLK WP HR S P ERA WHIP	IP WLS BF H R ER SO BB IBB HBP BLK WP HR S P ERA WHIP	IP WLS BF H R ER SO BB IBB HBP BLK WP HR S P ERA WHIP	IP WLS BF H R ER SO BB IBB HBP BLK WP HR S P ERA WHIP	IP WLS BF H R ER SO BB IBB HBP BLK WP HR S P ERA WHIP	IP WLS BF H R ER SO BB IBB HBP BLK WP HR S P ERA WHIP	IP WLS BF H R ER SO BB IBB HBP BLK WP HR S P ERA WHIP	IP WLS BF H R ER SO BB IBB HBP BLK WP HR S P ERA WHIP













Batter	1	2	3	4	5	6	7	8	9	AB	R	H	RBI	BB	SO	LOB	TOP			
1 Steve Lombardozzi, S OBP: 0.330, SLG: 0.584										4	0	1	2	0	0	1	Washington Nationals @ Philadelphia Phillies Citizens Bank Park, Philadelphia, PA Sat Aug 25 2012, 7:08 PM - 9:47 PM EDT Att: 44,256 - Cloudy - 78 F			
34 Bryce Harper, L OBP: 0.322, SLG: 0.415										4	0	1	0	0	1	2				
11 Ryan Zimmerman, R (1,5) OBP: 0.350, SLG: 0.452										4	0	0	0	0	2	1				
25 Adam LaRoche, L OBP: 0.333, SLG: 0.478										4	0	0	0	0	2	0				
28 Jayson Werth, R OBP: 0.394, SLG: 0.457										4	0	1	0	0	3	0				
2 Roger Bernadina, L OBP: 0.385, SLG: 0.399										3	0	1	0	1	0	1				
8 Danny Espinosa, S OBP: 0.319, SLG: 0.411										4	1	2	0	0	2	1				
24 Kurt Suzuki, R OBP: 0.249, SLG: 0.277										2	1	1	0	0	0	0				
47 Gio González, R OBP: 0.132, SLG: 0.196										2	0	0	0	0	1	3				
18 Chad Tracy, L (7,PH) OBP: 0.343, SLG: 0.500										1	0	0	0	0	0	1				
52 Ryan Mattheus, R (7,1) OBP: 0.343, SLG: 0.500										0	0	0	0	0	0	0				
17 Sean Burnett, L (8,1) OBP: 0.343, SLG: 0.500										0	0	0	0	0	0	0				
<b>Inning Stats</b>	R: 0 E: 0 K: 0 S: 9	H: 0 LOB: 0 BB: 0 P: 11	R: 0 E: 0 K: 3 S: 14	H: 0 LOB: 1 BB: 1 P: 19	R: 0 E: 0 K: 1 S: 6	H: 0 LOB: 0 BB: 0 P: 6	R: 0 E: 0 K: 0 S: 9	H: 1 LOB: 0 BB: 0 P: 11	R: 2 E: 0 K: 1 S: 24	H: 4 LOB: 2 BB: 0 P: 30	R: 0 E: 0 K: 1 S: 10	H: 1 LOB: 1 BB: 0 P: 12	R: 0 E: 0 K: 0 S: 14	H: 1 LOB: 1 BB: 0 P: 16	R: 0 E: 0 K: 3 S: 13	H: 0 LOB: 0 BB: 0 P: 19	1B: 7 2B: 1 3B: 0 HR: 0	SF: 0 SAC: 1 DP: 1 HBP: 0	WP: 0 PB: 0 SB: 1 CS: 0	PA: 34
<b>PITCHER</b>	IP WLS BF H R ER SO BB IBB HBP BLK WP HR S P ERA WHIP	IP WLS BF H R ER SO BB IBB HBP BLK WP HR S P ERA WHIP	IP WLS BF H R ER SO BB IBB HBP BLK WP HR S P ERA WHIP	IP WLS BF H R ER SO BB IBB HBP BLK WP HR S P ERA WHIP	IP WLS BF H R ER SO BB IBB HBP BLK WP HR S P ERA WHIP	IP WLS BF H R ER SO BB IBB HBP BLK WP HR S P ERA WHIP	IP WLS BF H R ER SO BB IBB HBP BLK WP HR S P ERA WHIP	IP WLS BF H R ER SO BB IBB HBP BLK WP HR S P ERA WHIP	IP WLS BF H R ER SO BB IBB HBP BLK WP HR S P ERA WHIP	IP WLS BF H R ER SO BB IBB HBP BLK WP HR S P ERA WHIP	IP WLS BF H R ER SO BB IBB HBP BLK WP HR S P ERA WHIP	IP WLS BF H R ER SO BB IBB HBP BLK WP HR S P ERA WHIP	IP WLS BF H R ER SO BB IBB HBP BLK WP HR S P ERA WHIP	IP WLS BF H R ER SO BB IBB HBP BLK WP HR S P ERA WHIP	IP WLS BF H R ER SO BB IBB HBP BLK WP HR S P ERA WHIP	IP WLS BF H R ER SO BB IBB HBP BLK WP HR S P ERA WHIP	IP WLS BF H R ER SO BB IBB HBP BLK WP HR S P ERA WHIP			

AB	32
R	2
H	7
RBI	2
BB	1
SO	11
LOB	10



Batter	1	2	3	4	5	6	7	8	9	AB	R	H	RBI	BB	SO	LOB	BOTTOM			
11 Jimmy Rollins, S OBP: 0.302, SLG: 0.401										2	1	1	0	2	0	0	Washington Nationals @ Philadelphia Phillies Citizens Bank Park, Philadelphia, PA Sat Aug 25 2012, 7:08 PM - 9:47 PM EDT Att: 44,256 - Cloudy - 78 F			
28 Kevin Frandsen, R OBP: 0.398, SLG: 0.422										3	1	1	0	0	2	1				
26 Chase Utley, L OBP: 0.359, SLG: 0.460										3	1	1	1	0	2					
6 Ryan Howard, L OBP: 0.331, SLG: 0.459										4	0	0	0	0	1	5				
15 John Mayberry Jr., R OBP: 0.281, SLG: 0.409										3	1	2	3	0	0	0				
31 Erik Kratz, R OBP: 0.384, SLG: 0.671										4	0	1	0	0	2	2				
10 Juan Pierre, L OBP: 0.359, SLG: 0.362										3	0	0	0	0	1	2				
24 Ty Wigginton, R OBP: 0.302, SLG: 0.370										1	0	0	0	0	1	1				
58 Jonathan Papelbon, R (9,1) OBP: 0.333, SLG: 0.412										0	0	0	0	0	0	0				
7 Michael Martinez, S OBP: 0.191, SLG: 0.234										3	0	0	0	0	1	0				
34 Roy Halladay, R OBP: 0.146, SLG: 0.146										2	0	0	0	0	2	0				
9 Domonic Brown, L OBP: 0.343, SLG: 0.352										1	0	0	0	0	1	0				
37 Antonio Bastardo, R (8,1) OBP: 0.343, SLG: 0.352										0	0	0	0	0	0	0				
19 Laynce Nix, L (9,7) OBP: 0.333, SLG: 0.412										0	0	0	0	0	0	0				
<b>Inning Stats</b>	R: 2 E: 0 K: 1 S: 18	H: 3 LOB: 2 BB: 1 P: 31	R: 0 E: 0 K: 2 S: 9	H: 1 LOB: 0 BB: 0 P: 12	R: 0 E: 0 K: 0 S: 13	H: 0 LOB: 0 BB: 0 P: 18	R: 0 E: 0 K: 1 S: 7	H: 0 LOB: 0 BB: 0 P: 9	R: 0 E: 0 K: 1 S: 13	H: 0 LOB: 2 BB: 1 P: 23	R: 1 E: 0 K: 2 S: 10	H: 1 LOB: 0 BB: 0 P: 11	R: 0 E: 0 K: 2 S: 8	H: 0 LOB: 0 BB: 0 P: 9	R: 1 E: 0 K: 2 S: 11	H: 1 LOB: 1 BB: 0 P: 19	1B: 5 2B: 0 3B: 0 HR: 1	SF: 1 SAC: 0 DP: 0 HBP: 2	WP: 1 PB: 0 SB: 3 CS: 0	PA: 34
<b>PITCHER</b>	IP WLS BF H R ER SO BB IBB HBP BLK WP HR S P ERA WHIP	IP WLS BF H R ER SO BB IBB HBP BLK WP HR S P ERA WHIP	IP WLS BF H R ER SO BB IBB HBP BLK WP HR S P ERA WHIP	IP WLS BF H R ER SO BB IBB HBP BLK WP HR S P ERA WHIP	IP WLS BF H R ER SO BB IBB HBP BLK WP HR S P ERA WHIP	IP WLS BF H R ER SO BB IBB HBP BLK WP HR S P ERA WHIP	IP WLS BF H R ER SO BB IBB HBP BLK WP HR S P ERA WHIP	IP WLS BF H R ER SO BB IBB HBP BLK WP HR S P ERA WHIP	IP WLS BF H R ER SO BB IBB HBP BLK WP HR S P ERA WHIP	IP WLS BF H R ER SO BB IBB HBP BLK WP HR S P ERA WHIP	IP WLS BF H R ER SO BB IBB HBP BLK WP HR S P ERA WHIP	IP WLS BF H R ER SO BB IBB HBP BLK WP HR S P ERA WHIP	IP WLS BF H R ER SO BB IBB HBP BLK WP HR S P ERA WHIP	IP WLS BF H R ER SO BB IBB HBP BLK WP HR S P ERA WHIP	IP WLS BF H R ER SO BB IBB HBP BLK WP HR S P ERA WHIP	IP WLS BF H R ER SO BB IBB HBP BLK WP HR S P ERA WHIP	IP WLS BF H R ER SO BB IBB HBP BLK WP HR S P ERA WHIP			

AB	29
R	4
H	6
RBI	4
BB	2
SO	11
LOB	13









Batter	1	2	3	4	5	6	7	8	9	AB	R	H	RBI	BB	SO	LOB	TOP			
28 Jayson Werth, R OBP: 0.383, SLG: 0.442	E5 G3-1		F7			G6-3		F9		4	0	0	0	0	0	0	Washington Nationals @ Miami Marlins Marlins Park, Miami, FL Tue Aug 28 2012, 7:14 PM - 9:34 PM EDT Att: 24,877 - Roof Closed - 79 F			
34 Bryce Harper, L OBP: 0.319, SLG: 0.410	G3-6-3			L8		1B		G3		4	0	1	0	0	0	1				
11 Ryan Zimmerman, R (1,5)	G3-1			G4-3		1B		G3-1		4	0	1	0	0	0	1				
25 Adam LaRoche, L (1,3)	G4-3			G3		1B		K		4	0	0	0	0	1	3				
38 Michael Morse, R OBP: 0.313, SLG: 0.455 35 Craig Stammen, R (6,1)	F8			G6-3		G1-3		F7		3	0	0	0	0	0	2				
18 Chad Tracy, L (9,PH)								2B		0	0	0	0	0	0	0				
20 Ian Desmond, R OBP: 0.315, SLG: 0.499	K							K		1	0	1	0	0	0	0				
8 Danny Espinosa, S (1,4)	K							L8		3	0	0	0	0	0	2				
24 Kurt Suzuki, R OBP: 0.252, SLG: 0.280				L9		1B		F9		4	0	2	0	0	0	2				
37 Stephen Strasburg, R OBP: 0.327, SLG: 0.422 1 Steve Lombardozzi, S OBP: 0.326, SLG: 0.350	F9			F9		FC6		F8		2	0	0	0	0	0	2				
<b>Inning Stats</b>	R: 0 H: 0 K: 0 S: 13	H: 0 LOB: 0 BB: 0 P: 22	R: 0 H: 0 K: 2 S: 7	H: 0 LOB: 0 BB: 0 P: 9	R: 0 H: 0 K: 0 S: 6	H: 0 LOB: 0 BB: 0 P: 8	R: 0 H: 0 K: 0 S: 8	H: 0 LOB: 0 BB: 0 P: 11	R: 0 H: 1 K: 2 S: 9	H: 2 LOB: 2 BB: 0 P: 18	R: 0 H: 1 K: 0 S: 6	H: 0 LOB: 1 BB: 0 P: 9	R: 0 H: 0 K: 0 S: 5	H: 0 LOB: 0 BB: 0 P: 7	R: 0 H: 1 K: 1 S: 14	H: 2 LOB: 2 BB: 0 P: 22	1B: 4 2B: 1 3B: 0 HR: 0	SF: 0 SAC: 0 DP: 0 HBP: 1	WP: 1 PB: 0 SB: 0 CS: 0	PA: 35
<b>PITCHER</b> 47 Ricky Nolasco, R ERA: 4.78	IP: 9.0 WLS: W BF: 35 H: 5 R: 0 ER: 0 SO: 6 BB: 0 IBB: 0 HBP: 1 BLK: 0 WP: 1 HR: 0 S: 78 P: 115 ERA: 0.00 WHIP: 0.556															<b>PITCHER</b>				

Batter	1	2	3	4	5	6	7	8	9	AB	R	H	RBI	BB	SO	LOB	BOTTOM			
11 Bryan Petersen, L OBP: 0.275, SLG: 0.252	G6-3		FC1-6 20 S 45 FC4	G3-1		F7		G3		5	1	1	0	0	0	2	Washington Nationals @ Miami Marlins Marlins Park, Miami, FL Tue Aug 28 2012, 7:14 PM - 9:34 PM EDT Att: 24,877 - Roof Closed - 79 F			
20 Justin Ruggiano, R OBP: 0.390, SLG: 0.606	HR		FC1-6 7 BB	1B		45 BB 27 1B		FC4-6 7 FC4-6		4	2	4	2	1	0	0				
7 José Reyes, S (1,6)	G4-3		FC1-6 45 F 29 1B 45 FC4	P6		F7		FC4-6		5	1	0	0	0	0	6				
45 Carlos Lee, R OBP: 0.349, SLG: 0.391	2B		FC4 27 S 29 1B		G5-3	27 1B		F9		4	2	1	1	1	0	2				
27 Giancarlo Stanton, R OBP: 0.362, SLG: 0.606	1B		K		FC6 29 FC6	1B				4	1	3	3	0	1	2				
29 Greg Dobbs, L OBP: 0.332, SLG: 0.405	P5		1B		F8	FC6				4	0	1	2	0	0	4				
17 Donovan Solano, R OBP: 0.356, SLG: 0.350	G5-3		G1-3		1B			G4-3		4	0	1	1	0	0	1				
19 Rob Brantly, L OBP: 0.313, SLG: 0.414	L7				K			G4-3		4	1	1	0	0	1	1				
47 Ricky Nolasco, R OBP: 0.229, SLG: 0.222	K			SH3		45 BB 27 1B		K		3	1	1	0	0	2	0				
<b>Inning Stats</b>	R: 2 H: 3 K: 0 S: 13	H: 3 LOB: 1 BB: 0 P: 23	R: 0 H: 0 K: 1 S: 8	H: 0 LOB: 0 BB: 0 P: 10	R: 3 H: 2 K: 1 S: 15	H: 2 LOB: 1 BB: 1 P: 23	R: 1 H: 2 K: 0 S: 5	H: 2 LOB: 1 BB: 0 P: 11	R: 1 H: 2 K: 1 S: 10	H: 3 LOB: 2 BB: 1 P: 19	R: 0 H: 0 K: 1 S: 8	H: 0 LOB: 0 BB: 0 P: 11	R: 0 H: 1 K: 0 S: 6	H: 1 LOB: 1 BB: 0 P: 13	R: 0 H: 1 K: 1 S: 14	H: 2 LOB: 2 BB: 0 P: 22		1B: 10 2B: 2 3B: 0 HR: 1	SF: 0 SAC: 1 DP: 0 HBP: 0	WP: 0 PB: 0 SB: 2 CS: 0
<b>PITCHER</b> 37 Stephen Strasburg, R ERA: 3.05 35 Craig Stammen, R ERA: 2.54	IP: 5.0 WLS: L BF: 26 H: 4 R: 2 ER: 5 SO: 3 BB: 1 IBB: 0 HBP: 0 BLK: 0 WP: 0 HR: 1 S: 51 P: 84 ERA: 9.00 WHIP: 2.000															<b>PITCHER</b>				

AB	34
R	0
H	5
RBI	0
BB	0
SO	6
LOB	13



AB	37
R	9
H	13
RBI	9
BB	2
SO	4
LOB	18





Batter	1	2	3	4	5	6	7	8	9	AB	R	H	RBI	BB	SO	LOB	TOP								
28 Jayson Werth, R OBP: 0.384, SLG: 0.441										5	1	2	1	0	2	0	<b>Washington Nationals @ Miami Marlins</b> Marlins Park, Miami, FL Wed Aug 29 2012, 7:12 PM - 10:17 PM EDT Att: 24,909 - Roof Closed - 76 F								
34 Bryce Harper, L OBP: 0.320, SLG: 0.425 36 Tyler Clippard, R										5	2	2	3	0	1	1									
11 Ryan Zimmerman, R OBP: 0.349, SLG: 0.451										5	1	2	0	0	2	0									
25 Adam LaRoche, L OBP: 0.333, SLG: 0.477										4	1	2	0	0	1	1									
38 Michael Morse, R OBP: 0.316, SLG: 0.462 2 Roger Bernadina, L OBP: 0.390, SLG: 0.410										4	1	2	2	0	1	1									
20 Ian Desmond, R OBP: 0.319, SLG: 0.500										3	0	2	1	1	0	0									
8 Danny Espinosa, S 52 Ryan Mattheus, R 18 Chad Tracy, L 17 Sean Burnett, L 22 Drew Storen, S 57 Tyler Moore, R										3	0	0	0	0	1	2									
24 Kurt Suzuki, R OBP: 0.252, SLG: 0.289										4	1	1	1	0	0	1									
48 Ross Detwiler, R OBP: 0.083, SLG: 0.057 1 Steve Lombardozzi, S OBP: 0.327, SLG: 0.351										2	0	0	0	0	0	0									
<b>Inning Stats</b>	R: 0 K: 2 S: 8	H: 0 LOB: 0 BB: 0 P: 11	R: 0 K: 2 S: 7	H: 0 LOB: 0 BB: 0 P: 8	R: 0 K: 0 S: 8	H: 0 LOB: 0 BB: 0 P: 10	R: 4 K: 1 S: 20	H: 5 LOB: 1 BB: 0 P: 28	R: 1 K: 1 S: 15	H: 1 LOB: 0 BB: 0 P: 23	R: 0 K: 1 S: 10	H: 1 LOB: 0 BB: 0 P: 14	R: 0 K: 1 S: 8	H: 0 LOB: 0 BB: 0 P: 11	R: 1 K: 0 S: 15	H: 3 LOB: 2 BB: 0 P: 18		R: 2 K: 0 S: 17	H: 4 LOB: 1 BB: 0 P: 26	1B: 9 2B: 1 3B: 1 HR: 3	SF: 0 SAC: 0 DP: 2 HBP: 0	WP: 0 PB: 0 SB: 1 CS: 1	PA: 39		
<b>PITCHER</b>	IP	WLS	BF	H	R	ER	SO	BB	IBB	HBP	BLK	WP	HR	S	P	ERA	WHIP								
33 Jacob Turner, R ERA: 7.33	5.0	L	21	6	5	5	6	0	0	0	0	0	2	58	80	9.00	1.200								
23 Wade LeBlanc, L ERA: 2.54	1.0		4	1	0	0	1	1	0	0	0	0	0	10	14	0.00	2.000								
57 Chad Gaudin, R ERA: 4.19	1.0		3	0	0	0	1	0	0	0	0	0	0	8	11	0.00	0.000								
40 Mike Dunn, L ERA: 3.89	0.2		3	1	1	1	0	0	0	0	0	0	0	7	10	13.50	1.500								
58 Ryan Webb, R ERA: 4.35	0.1		3	2	0	0	0	0	0	0	0	0	0	8	8	0.00	6.000								

AB	38
R	8
H	14
RBI	8
BB	1
SO	8
LOB	8



Batter	1	2	3	4	5	6	7	8	9	AB	R	H	RBI	BB	SO	LOB	BOTTOM								
2 Gorkys Hernández, R OBP: 0.231, SLG: 0.193 40 Mike Dunn, L 58 Ryan Webb, R 21 Heath Bell, R										4	0	0	0	0	1	2	<b>Washington Nationals @ Miami Marlins</b> Marlins Park, Miami, FL Wed Aug 29 2012, 7:12 PM - 10:17 PM EDT Att: 24,909 - Roof Closed - 76 F								
17 Donovan Solano, R OBP: 0.394, SLG: 0.366										4	1	3	0	0	1	0									
7 José Reyes, S OBP: 0.345, SLG: 0.438										4	0	2	1	0	0	1									
45 Carlos Lee, R OBP: 0.346, SLG: 0.388										4	0	0	1	0	0	4									
27 Giancarlo Stanton, R OBP: 0.360, SLG: 0.604										4	1	1	0	0	2	3									
20 Justin Ruggiano, R OBP: 0.387, SLG: 0.599										4	1	1	0	0	0	3									
14 John Buck, R OBP: 0.310, SLG: 0.349										3	0	1	1	0	0	0									
22 Donnie Murphy, R OBP: 0.255, SLG: 0.364										3	0	0	0	0	1	0									
33 Jacob Turner, R 23 Wade LeBlanc, L 11 Brian Peterson, L 57 Chad Gaudin, R 29 Greg Dobbs, L										1	0	0	0	0	1	0									
<b>Inning Stats</b>	R: 0 K: 0 S: 10	H: 1 LOB: 1 BB: 0 P: 15	R: 0 K: 0 S: 8	H: 0 LOB: 0 BB: 0 P: 15	R: 0 K: 3 S: 10	H: 0 LOB: 0 BB: 0 P: 17	R: 0 K: 1 S: 6	H: 0 LOB: 0 BB: 0 P: 8	R: 1 K: 0 S: 11	H: 1 LOB: 0 BB: 0 P: 18	R: 2 K: 1 S: 17	H: 2 LOB: 1 BB: 1 P: 26	R: 1 K: 0 S: 12	H: 2 LOB: 1 BB: 0 P: 17	R: 0 K: 1 S: 15	H: 2 LOB: 2 BB: 0 P: 21		R: 0 K: 0 S: 5	H: 0 LOB: 0 BB: 0 P: 6	1B: 5 2B: 3 3B: 0 HR: 0	SF: 2 SAC: 1 DP: 0 HBP: 0	WP: 0 PB: 0 SB: 0 CS: 0	PA: 36		
<b>PITCHER</b>	IP	WLS	BF	H	R	ER	SO	BB	IBB	HBP	BLK	WP	HR	S	P	ERA	WHIP								
48 Ross Detwiler, L ERA: 3.32	5.2	W	22	4	3	3	4	1	0	0	0	0	0	15	21	6.75	1.500								
52 Ryan Mattheus, R ERA: 2.44	1.1	H	6	2	1	1	1	0	0	0	0	0	0	5	8	∞	∞								
17 Sean Burnett, L ERA: 2.01	0.0		2	2	0	0	0	0	0	0	0	0	0	5	8	∞	∞								
22 Drew Storen, R ERA: 3.6	1.0	H	3	0	0	0	1	0	0	0	0	0	0	10	13	0.00	0.000								
36 Tyler Clippard, R ERA: 2.79	1.0		3	0	0	0	0	0	0	0	0	0	0	5	6	0.00	0.000								

AB	32
R	4
H	8
RBI	4
BB	1
SO	6
LOB	13









Batter	1	2	3	4	5	6	7	8	9	AB	R	H	RBI	BB	SO	LOB	TOP										
19 Jon Jay, L OBP: 0.388, SLG: 0.411	G1-3			G1-6-3 BB		G5-4-3			G1-3 BB	3	0	2	0	1	0	0	<b>St. Louis Cardinals @ Washington Nationals</b> <b>Nationals Park, Washington, DC</b> Fri Aug 31 2012, 7:09 PM - 10:05 PM EDT Att: 29,499 - Clear - 94 F										
3 Carlos Beltrán, S OBP: 0.339, SLG: 0.501	G4-3			G1-6-3 BB		F9			K	3	0	0	0	1	1	3											
7 Matt Holliday, R OBP: 0.378, SLG: 0.520	G4-3			G1-6-3		G5-4-3				3	0	0	0	1	0	4											
21 Allen Craig, R OBP: 0.366, SLG: 0.562		K		F9					F7	4	0	1	0	0	1	3											
4 Yadier Molina, R OBP: 0.375, SLG: 0.510		F8								3	0	1	0	0	1	1											
41 Mitchell Boggs, R (7.1)									F8	0	0	0	0	0	0	0											
30 Jason Motte, R (8.1)										0	0	0	0	0	0	0											
59 Fernando Salas, R (8.1)										0	0	0	0	0	0	0											
43 Shane Robinson, R OBP: 0.310, SLG: 0.355										1	0	0	0	0	0	2											
23 David Freese, R OBP: 0.397, SLG: 0.469										3	0	0	0	0	1	2											
55 Skip Schumaker, L OBP: 0.364, SLG: 0.397										3	0	0	0	0	0	1											
38 Pete Kozma, R (1.6)										2	0	0	0	0	0	1											
34 Marc Rzepczynski, L (5.1)										0	0	0	0	0	0	0											
48 Tony Cruz, R OBP: 0.281, SLG: 0.364										1	0	0	0	0	1	0											
50 Adam Wainwright, R OBP: 0.175, SLG: 0.167										1	0	0	0	0	1	0											
64 Trevor Rosenthal, R (3.1)										0	0	0	0	0	0	0											
33 Daniel Descalso, L OBP: 0.295, SLG: 0.315										2	0	1	0	0	1	0											
<b>Inning Stats</b>	R: 0 E: 0 K: 0 S: 7	H: 0 LOB: 0 BB: 0 P: 13	R: 0 E: 0 K: 1 S: 8	H: 0 LOB: 0 BB: 0 P: 11	R: 0 E: 0 K: 2 S: 10	H: 0 LOB: 0 BB: 0 P: 15	R: 0 E: 0 K: 0 S: 11	H: 0 LOB: 1 BB: 2 P: 22	R: 0 E: 0 K: 0 S: 5	H: 2 LOB: 1 BB: 0 P: 5	R: 0 E: 0 K: 1 S: 7	H: 1 LOB: 0 BB: 0 P: 9	R: 0 E: 0 K: 2 S: 11	H: 0 LOB: 0 BB: 0 P: 15	R: 0 E: 0 K: 1 S: 10	H: 1 LOB: 2 BB: 1 P: 19	1B: 4 2B: 1 3B: 0 HR: 0	SF: 0 SAC: 0 DP: 3 HBP: 0	WP: 0 PB: 0 SB: 0 CS: 0	PA: 32							
<b>PITCHER</b>	IP	WLS	BF	H	R	ER	SO	BB	IBB	HBP	BLK	WP	HR	S	P	ERA	WHIP										
47 Gio González, L ERA: 3.1	9.0	W	32	5	0	0	8	3	0	0	0	0	0	76	119	0.00	0.889										

AB	29
R	0
H	5
RBI	0
BB	3
SO	8
LOB	17



Batter	1	2	3	4	5	6	7	8	9	AB	R	H	RBI	BB	SO	LOB	BOTTOM										
28 Javson Werth, R OBP: 0.403, SLG: 0.472	G5-3 BB									3	3	3	1	2	0	0	<b>St. Louis Cardinals @ Washington Nationals</b> <b>Nationals Park, Washington, DC</b> Fri Aug 31 2012, 7:09 PM - 10:05 PM EDT Att: 29,499 - Clear - 94 F										
34 Bryce Harper, L OBP: 0.324, SLG: 0.432	G5-3 BB									4	1	2	2	1	1	2											
11 Ryan Zimmerman, R OBP: 0.350, SLG: 0.457	G5-3									5	2	2	2	0	0	6											
1 Steve Lombardozzi, S OBP: 0.327, SLG: 0.361										0	0	0	0	0	0	0											
25 Adam LaRoche, L OBP: 0.332, SLG: 0.472										4	1	1	2	1	0	0											
38 Michael Morse, R OBP: 0.318, SLG: 0.458										5	0	0	0	0	1	3											
20 Ian Desmond, R OBP: 0.322, SLG: 0.500										4	1	2	1	0	2	0											
8 Danny Espinosa, S OBP: 0.315, SLG: 0.401										4	1	1	1	0	2	2											
24 Kurt Suzuki, R OBP: 0.255, SLG: 0.289										3	1	1	1	1	1	0											
47 Gio González, R OBP: 0.125, SLG: 0.185										3	0	0	0	0	2	1											
<b>Inning Stats</b>	R: 2 E: 0 K: 1 S: 16	H: 3 LOB: 2 BB: 1 P: 27	R: 0 E: 0 K: 2 S: 14	H: 1 LOB: 1 BB: 0 P: 15	R: 4 E: 0 K: 0 S: 27	H: 5 LOB: 3 BB: 2 P: 45	R: 0 E: 0 K: 1 S: 12	H: 0 LOB: 0 BB: 0 P: 16	R: 2 E: 0 K: 2 S: 16	H: 1 LOB: 1 BB: 2 P: 31	R: 0 E: 0 K: 1 S: 8	H: 0 LOB: 0 BB: 0 P: 12	R: 0 E: 0 K: 1 S: 11	H: 0 LOB: 0 BB: 0 P: 14	R: 2 E: 0 K: 1 S: 16	H: 2 LOB: 0 BB: 0 P: 26	1B: 9 2B: 2 3B: 0 HR: 1	SF: 0 SAC: 1 DP: 0 HBP: 0	WP: 3 PB: 0 SB: 0 CS: 0	PA: 41							
<b>PITCHER</b>	IP	WLS	BF	H	R	ER	SO	BB	IBB	HBP	BLK	WP	HR	S	P	ERA	WHIP										
59 Fernando Salas, R ERA: 3.78	0.2		2	0	0	0	0	0	0	0	0	0	0	3	4	0.00	0.000										

AB	35
R	10
H	12
RBI	10
BB	5
SO	9
LOB	14





Batter	1	2	3	4	5	6	7	8	9	AB	R	H	RBI	BB	SO	LOB	TOP			
19 Jon Jay, L OBP: 0.393, SLG: 0.416										4	2	3	0	0	1	0				
13 Matt Carpenter, L OBP: 0.375, SLG: 0.495										5	1	2	3	0	0	3				
7 Matt Holliday, R OBP: 0.378, SLG: 0.524										4	1	1	2	1	2	3				
21 Allen Craig, R OBP: 0.369, SLG: 0.563										5	1	3	1	0	0	1				
4 Yadier Molina, R OBP: 0.373, SLG: 0.506										5	1	1	0	0	0	4				
23 David Freese, R OBP: 0.369, SLG: 0.479										5	2	3	3	0	0	1				
55 Skip Schumaker, L OBP: 0.359, SLG: 0.392										3	0	0	0	0	2	1				
43 Shane Robinson, R OBP: 0.314, SLG: 0.356										0	1	0	0	1	0	0				
38 Pete Kozma, R										1	0	0	0	0	0	1				
33 Daniel Descalso, L OBP: 0.294, SLG: 0.312										3	1	0	0	0	1	1				
26 Kyle Lohse, R OBP: 0.329, SLG: 0.399										3	0	0	0	0	1	2				
34 Marc Rzepczynski, L OBP: 0.375, SLG: 0.495										0	0	0	0	0	0	0				
59 Fernando Salas, R										0	0	0	0	0	0	0				
44 Edward Mujica, R										0	0	0	0	0	0	0				
3 Carlos Beltrán, S OBP: 0.386, SLG: 0.494										1	0	1	1	0	0	0				
41 Mitchell Boggs, R										0	0	0	0	0	0	0				
30 Jason Motte, R										0	0	0	0	0	0	0				
<b>Inning Stats</b>	R: 0 E: 0 K: 1 S: 18	H: 2 LOB: 1 BB: 0 P: 27	R: 2 E: 0 K: 2 S: 18	H: 2 LOB: 0 BB: 0 P: 25	R: 2 E: 0 K: 0 S: 12	H: 2 LOB: 0 BB: 0 P: 17	R: 4 E: 0 K: 0 S: 18	H: 3 LOB: 2 BB: 1 P: 29	R: 0 E: 0 K: 1 S: 7	H: 0 LOB: 0 BB: 0 P: 9	R: 0 E: 0 K: 2 S: 9	H: 1 LOB: 1 BB: 0 P: 12	R: 1 E: 0 K: 1 S: 16	H: 2 LOB: 2 BB: 1 P: 23	R: 1 E: 0 K: 0 S: 16	H: 2 LOB: 1 BB: 0 P: 20	1B: 10 2B: 2 3B: 0 HR: 2	SF: 0 SAC: 1 DP: 0 HBP: 2	WP: 0 PB: 0 SB: 2 CS: 1	PA: 44
<b>PITCHER</b>	IP WLS BF H R ER SO BB IBB HBP BLK WP HR S P ERA WHIP																			
27 Jordan Zimmermann, R ERA: 3.01	3.2 21 8 8 8 3 1 0 2 0 0 2 62 93 19.64 2.455																			
35 Craig Stammen, R ERA: 2.47	2.1 8 1 0 0 3 0 0 0 0 0 0 0 28 0.00 0.429																			
52 Ryan Mattheus, R ERA: 2.25	1.0 H 4 1 0 0 0 0 0 0 0 0 9 12 0.00 1.000																			
17 Sean Burnett, L ERA: 2.16	0.2 B 5 2 1 1 0 1 0 0 0 0 0 13 20 13.50 4.500																			
22 Drew Storen, R ERA: 3.98	1.1 L 6 2 1 1 1 0 0 0 0 0 0 0 19 23 6.75 1.500																			

St. Louis Cardinals @ Washington Nationals  
Nationals Park, Washington, DC  
Sat Sep 01 2012, 4:07 PM - 7:35 PM EDT  
Att: 34,004 - Partly Cloudy - 91 F

AB 39  
R 10  
H 14  
RBI 10  
BB 2  
SO 7  
LOB 17



Batter	1	2	3	4	5	6	7	8	9	AB	R	H	RBI	BB	SO	LOB	BOTTOM					
28 Javson Werth, R OBP: 0.398, SLG: 0.470										5	1	1	0	0	2	0						
55 Eury Pérez, R										0	0	0	0	0	0	0						
34 Bryce Harper, L OBP: 0.327, SLG: 0.435										4	2	2	0	1	1	0						
11 Ryan Zimmerman, R OBP: 0.351, SLG: 0.456										5	1	2	1	0	0	2						
25 Adam LaRoche, L OBP: 0.333, SLG: 0.477										5	2	2	3	0	0	1						
38 Michael Morse, R OBP: 0.317, SLG: 0.455										4	1	1	0	0	1	0						
20 Ian Desmond, R OBP: 0.319, SLG: 0.495										4	1	0	0	0	1	0						
8 Danny Espinosa, S OBP: 0.315, SLG: 0.406										4	1	1	1	0	0	1						
22 Drew Storen, S										0	0	0	0	0	0	0						
24 Kurt Suzuki, R OBP: 0.256, SLG: 0.290										3	0	1	1	0	0	0						
18 Chad Tracy, L OBP: 0.338, SLG: 0.500										1	0	0	0	0	0	0						
26 Jesus Flores, R OBP: 0.256, SLG: 0.325										0	0	0	0	0	0	0						
27 Jordan Zimmermann, R ERA: 3.75										1	0	0	0	0	1	2						
35 Craig Stammen, R ERA: 2.81										1	0	0	0	0	0	0						
2 Roger Bernadina, L OBP: 0.375, SLG: 0.494										1	0	0	0	0	0	0						
52 Ryan Mattheus, R										0	0	0	0	0	0	0						
17 Sean Burnett, L										0	0	0	0	0	0	0						
1 Steve Lombardozzi, S OBP: 0.326, SLG: 0.390										1	0	0	0	0	0	0						
<b>Inning Stats</b>	R: 4 E: 2 K: 1 S: 21	H: 4 LOB: 2 BB: 0 P: 28	R: 2 E: 0 K: 2 S: 13	H: 2 LOB: 0 BB: 0 P: 20	R: 0 E: 0 K: 0 S: 7	H: 0 LOB: 0 BB: 0 P: 8	R: 0 E: 0 K: 1 S: 11	H: 1 LOB: 1 BB: 0 P: 18	R: 0 E: 0 K: 0 S: 3	H: 0 LOB: 0 BB: 0 P: 5	R: 3 E: 0 K: 0 S: 18	H: 3 LOB: 1 BB: 1 P: 27	R: 0 E: 0 K: 1 S: 5	H: 0 LOB: 0 BB: 0 P: 7	R: 0 E: 0 K: 0 S: 6	H: 0 LOB: 0 BB: 0 P: 11	R: 0 E: 0 K: 1 S: 8	H: 0 LOB: 0 BB: 0 P: 10	1B: 6 2B: 2 3B: 0 HR: 2	SF: 0 SAC: 0 DP: 0 HBP: 0	WP: 1 PB: 0 SB: 0 CS: 0	PA: 40
<b>PITCHER</b>	IP WLS BF H R ER SO BB IBB HBP BLK WP HR S P ERA WHIP																					
26 Kyle Lohse, R ERA: 2.81	5.2 28 9 8 8 5 4 0 0 0 0 0 1 5 - - 7.94 1.588																					
34 Marc Rzepczynski, L ERA: 4.68	0.0 1 0 0 0 0 0 1 0 0 0 0 0 1 5 - - - - -																					
59 Fernando Salas, R ERA: 3.75	0.1 B 2 1 1 1 0 0 0 0 0 1 0 6 9 27.00 3.000																					
44 Edward Mujica, R ERA: 3.21	1.0 3 0 0 0 0 1 0 0 0 0 0 5 7 0.00 0.000																					
41 Mitchell Boggs, R ERA: 1.9	1.0 W 3 0 0 0 0 0 0 0 0 0 0 6 11 0.00 0.000																					

St. Louis Cardinals @ Washington Nationals  
Nationals Park, Washington, DC  
Sat Sep 01 2012, 4:07 PM - 7:35 PM EDT  
Att: 34,004 - Partly Cloudy - 91 F

AB 39  
R 9  
H 10  
RBI 6  
BB 1  
SO 6  
LOB 6









Batter	1	2	3	4	5	6	7	8	9	AB	R	H	RBI	BB	SO	LOB	TOP										
21 Joe Mather, R (1, 8) OBP: 0.254, SLG: 0.317			G5-3		F7					3	0	0	0	0	1	1	<b>Chicago Cubs @ Washington Nationals</b> Nationals Park, Washington, DC Mon Sep 03 2012, 1:08 PM - 3:52 PM EDT Att: 23,215 - Partly Cloudy - 82 F										
7 Brett Jackson, L (8, PH) OBP: 0.310, SLG: 0.412										1	0	0	0	0	1	0											
16 Jeff Belliveau, L (8, 1)										0	0	0	0	0	0	0											
28 Michael Bowden, R (8, 1)										0	0	0	0	0	0	0											
15 Darwin Barney, R (1, 4) OBP: 0.299, SLG: 0.364			G4-3		F9					4	0	0	0	0	0	1											
44 Anthony Rizzo, L (1, 3) OBP: 0.333, SLG: 0.453										4	1	1	0	0	0	0											
12 Alfonso Soriano, R (1, 7)		G5-3		K						4	0	1	0	0	1	1											
13 Starlin Castro, R (1, 6) OBP: 0.311, SLG: 0.417				E5						4	0	2	0	0	0	2											
53 Wellington Castillo, R (1, 2) OBP: 0.343, SLG: 0.475										3	0	2	1	1	1	1											
1 Tony Campana, L (9, PH) OBP: 0.298, SLG: 0.289										0	0	0	0	0	0	0											
5 Josh Vitters, R (1, 5) OBP: 0.121, SLG: 0.161					F8					3	0	0	0	1	1	4											
17 Dave Sappelt, R (1, 9)										2	0	0	0	1	0	3											
29 Jeff Samardzija, R (1, 1) OBP: 0.176, SLG: 0.106										1	0	0	0	0	0	0											
9 David DeJesus, L (8, PH) OBP: 0.359, SLG: 0.412										1	0	0	0	0	0	0											
<b>Inning Stats</b>	R: 0 E: 0 K: 1 S: 8	H: 0 LOB: 0 BB: 0 P: 10	R: 0 E: 0 K: 1 S: 10	H: 1 LOB: 2 BB: 1 P: 16	R: 0 E: 0 K: 0 S: 9	H: 0 LOB: 0 BB: 0 P: 11	R: 0 E: 1 K: 1 S: 9	H: 1 LOB: 2 BB: 1 P: 15	R: 0 E: 0 K: 0 S: 10	H: 0 LOB: 0 BB: 0 P: 18	R: 0 E: 0 K: 0 S: 8	H: 1 LOB: 0 BB: 0 P: 13	R: 0 E: 0 K: 0 S: 8	H: 1 LOB: 0 BB: 0 P: 10	R: 0 E: 0 K: 1 S: 6	H: 0 LOB: 0 BB: 0 P: 9	R: 1 E: 1 K: 1 S: 20	H: 2 LOB: 2 BB: 0 P: 25	1B: 5 2B: 1 3B: 0 HR: 0	SF: 0 SAC: 1 DP: 2 HBP: 0	WP: 0 PB: 0 SB: 0 CS: 0	PA: 34					
<b>PITCHER</b>	IP	WLS	BF	H	R	ER	SO	BB	IBB	HBP	BLK	WP	HR	S	P	ERA	WHIP										
48 Ross Detwiler, L (1, 1) ERA: 3.15	7.0	W	26	4	0	0	3	3	0	0	0	0	0	62	93	0.00	1.000										
22 Drew Storen, R (8, 1) ERA: 3.63	1.0	H	3	0	0	0	1	0	0	0	0	0	0	6	9	0.00	0.000										
36 Tyler Clippard, R (9, 1) ERA: 2.79	1.0	S	5	2	1	1	1	0	0	0	0	0	0	20	25	9.00	2.000										

AB	30
R	1
H	6
RBI	1
BB	3
SO	5
LOB	13



Batter	1	2	3	4	5	6	7	8	9	AB	R	H	RBI	BB	SO	LOB	BOTTOM										
28 Javon Werth, R (1, 9) OBP: 0.396, SLG: 0.465					G6-3					4	0	1	0	0	1	0	<b>Chicago Cubs @ Washington Nationals</b> Nationals Park, Washington, DC Mon Sep 03 2012, 1:08 PM - 3:52 PM EDT Att: 23,215 - Partly Cloudy - 82 F										
34 Bryce Harper, L (1, 8) OBP: 0.324, SLG: 0.430										4	1	1	0	0	0	1											
11 Ryan Zimmerman, R (1, 5) OBP: 0.349, SLG: 0.455										4	0	1	1	0	1	1											
25 Adam LaRoche, L (1, 3) OBP: 0.331, SLG: 0.481										4	1	1	1	0	2	2											
38 Michael Morse, R (1, 7) OBP: 0.319, SLG: 0.455										1	0	0	0	0	1	0											
2 Roger Bernadina, L (4, PH) OBP: 0.383, SLG: 0.401										2	0	1	0	0	0	0											
57 Tyler Moore, R (8, PH) OBP: 0.345, SLG: 0.500										1	0	0	0	0	0	1											
20 Ian Desmond, R (1, 6) OBP: 0.323, SLG: 0.495										4	0	2	0	0	1	1											
8 Danny Espinosa, S (1, 4) OBP: 0.320, SLG: 0.410										3	0	2	0	0	1	2											
24 Kurt Suzuki, R (1, 2) OBP: 0.262, SLG: 0.300										2	0	0	0	1	0	1											
48 Ross Detwiler, R (1, 1) OBP: 0.079, SLG: 0.054										2	0	0	0	0	2	2											
18 Chad Tracy, L (7, PH) OBP: 0.342, SLG: 0.493										1	0	0	0	0	0	0											
22 Drew Storen, S (8, 1)										0	0	0	0	0	0	0											
36 Tyler Clippard, R (9, 1)										0	0	0	0	0	0	0											
<b>Inning Stats</b>	R: 0 E: 0 K: 0 S: 4	H: 0 LOB: 0 BB: 0 P: 6	R: 1 E: 0 K: 3 S: 14	H: 2 LOB: 2 BB: 1 P: 24	R: 0 E: 0 K: 1 S: 9	H: 1 LOB: 1 BB: 0 P: 17	R: 0 E: 0 K: 0 S: 8	H: 2 LOB: 0 BB: 0 P: 10	R: 0 E: 0 K: 1 S: 9	H: 0 LOB: 0 BB: 0 P: 12	R: 0 E: 0 K: 2 S: 15	H: 2 LOB: 2 BB: 0 P: 24	R: 0 E: 0 K: 1 S: 9	H: 0 LOB: 0 BB: 0 P: 15	R: 1 E: 0 K: 1 S: 11	H: 2 LOB: 1 BB: 0 P: 17	1B: 7 2B: 1 3B: 0 HR: 1	SF: 0 SAC: 0 DP: 0 HBP: 0	WP: 0 PB: 0 SB: 0 CS: 0	PA: 33							
<b>PITCHER</b>	IP	WLS	BF	H	R	ER	SO	BB	IBB	HBP	BLK	WP	HR	S	P	ERA	WHIP										
29 Jeff Samardzija, R (1, 1) ERA: 3.91	7.0	L	28	7	1	1	8	1	0	0	0	0	0	68	108	1.29	1.143										
16 Jeff Belliveau, L (8, 1) ERA: 3.65	0.1		3	2	1	1	1	0	0	0	0	0	0	6	10	27.00	6.000										
28 Michael Bowden, R (8, 1) ERA: 4.21	0.2		2	0	0	0	0	0	0	0	0	0	0	5	7	0.00	0.000										

AB	32
R	2
H	9
RBI	2
BB	1
SO	9
LOB	11





Batter	1	2	3	4	5	6	7	8	9	AB	R	H	RBI	BB	SO	LOB	TOP					
9 David DeJesus, L OBP: 0.356, SLG: 0.407	G4-3		P6			K	F6		F7	5	0	0	0	0	1	2	<b>Chicago Cubs @ Washington Nationals</b> Nationals Park, Washington, DC Tue Sep 04 2012, 7:08 PM - 10:38 PM EDT Att: 17,648 - Cloudy - 82 F					
24 Luis Valbuena, L OBP: 0.320, SLG: 0.374	F8			12 G1-6-3 13 1B		12 3B				3	2	2	0	1	0	0						
44 Anthony Rizzo, L OBP: 0.340, SLG: 0.456										3	1	2	0	1	1	3						
12 Alfonso Soriano, R OBP: 0.316, SLG: 0.498	K									4	2	2	3	0	1	3						
13 Starlin Castro, R OBP: 0.312, SLG: 0.417										4	0	2	2	0	1	0						
53 Wellington Castillo, R OBP: 0.330, SLG: 0.456	G4-3									4	0	0	0	0	2	1						
7 Brett Jackson, L OBP: 0.251, SLG: 0.314	F7									2	0	0	0	0	1	0						
15 Darwin Barney, R OBP: 0.304, SLG: 0.326										2	0	0	0	0	1	0						
47 Miguel Socolovich, R OBP: 0.296, SLG: 0.358										0	0	0	0	0	0	0						
17 Dave Sappelt, R OBP: 0.283, SLG: 0.358										0	0	0	0	0	0	0						
55 Alberto Cabrera, R OBP: 0.283, SLG: 0.358										0	0	0	0	0	0	0						
16 Jeff Belliveau, L OBP: 0.283, SLG: 0.358										0	0	0	0	0	0	0						
20 Anthony Recker, R OBP: 0.283, SLG: 0.358										1	0	0	0	0	0	0						
18 Chris Rusin, L OBP: 0.283, SLG: 0.358										0	0	0	0	0	0	0						
37 Jayce Chapman, R OBP: 0.283, SLG: 0.358										0	0	0	0	0	0	0						
1 Tony Campana, L OBP: 0.283, SLG: 0.358										1	0	0	0	0	0	0						
50 Blake Parker, R OBP: 0.283, SLG: 0.358										0	0	0	0	0	0	0						
48 Rafael Dolis, R OBP: 0.283, SLG: 0.358										0	0	0	0	0	0	0						
45 Adrian Cardenas, L OBP: 0.283, SLG: 0.358										1	0	0	0	0	0	0						
5 Josh Vitters, R OBP: 0.283, SLG: 0.358										1	0	0	0	0	0	0						
<b>Inning Stats</b>	R: 0 H: 1 E: 0 K: 1 S: 9	H: 1 LOB: 1 BB: 0 P: 11	R: 0 H: 0 E: 0 K: 1 S: 12	H: 0 LOB: 0 BB: 0 P: 16	R: 0 H: 0 E: 0 K: 1 S: 9	H: 0 LOB: 0 BB: 0 P: 14	R: 1 H: 3 E: 0 K: 0 S: 7	H: 3 LOB: 0 BB: 0 P: 10	R: 0 H: 0 E: 0 K: 3 S: 11	H: 0 LOB: 0 BB: 0 P: 17	R: 3 H: 3 E: 0 K: 2 S: 16	H: 3 LOB: 1 BB: 1 P: 28	R: 0 H: 0 E: 0 K: 1 S: 13	H: 0 LOB: 0 BB: 3 P: 30	R: 1 H: 1 E: 0 K: 1 S: 7	H: 1 LOB: 0 BB: 0 P: 9	R: 0 H: 0 E: 0 K: 0 S: 7	H: 0 LOB: 0 BB: 0 P: 13	1B: 6 2B: 0 3B: 1 HR: 1	SF: 0 SAC: 0 DP: 1 HBP: 0	WP: 0 PB: 0 SB: 1 CS: 0	PA: 38
<b>PITCHER</b>	IP WLS BF H R ER SO BB IBB HBP BLK WP HR S P ERA WHIP																					
33 Edwin Jackson, R ERA: 3.63	(1, 1) 5.2 W 23 7 4 4 8 1 0 0 0 0 0 0 62 93 6.35 1.412																					
56 Christian Garcia, R ERA: 3.19	(6, 1) 0.1 1 0 0 0 0 0 0 0 0 0 0 0 2 3 0.00 0.000																					
32 Tom Gorzelanny, L ERA: 3.19	(7, 1) 1.0 6 0 0 0 1 3 0 0 0 0 0 0 13 30 0.00 3.000																					
52 Ryan Mattheus, R ERA: 2.62	(8, 1) 1.0 4 1 1 1 1 0 0 0 0 0 0 1 7 9 9.00 1.000																					
51 Michael Gonzalez, L ERA: 2.54	(9, 1) 1.0 3 0 0 0 0 0 0 0 0 0 0 0 7 13 0.00 0.000																					

AB	33
R	5
H	8
RBI	5
BB	4
SO	10
LOB	9



Batter	1	2	3	4	5	6	7	8	9	AB	R	H	RBI	BB	SO	LOB	BOTTOM					
28 Javon Werth, R OBP: 0.404, SLG: 0.478	20 HR	20 2B				K				5	2	4	1	0	1	0	<b>Chicago Cubs @ Washington Nationals</b> Nationals Park, Washington, DC Tue Sep 04 2012, 7:08 PM - 10:38 PM EDT Att: 17,648 - Cloudy - 82 F					
20 Ian Desmond, R OBP: 0.324, SLG: 0.504										5	1	2	4	0	2	3						
11 Ryan Zimmerman, R OBP: 0.348, SLG: 0.459										5	1	1	1	0	2	2						
1 Steve Lombardozzi, S OBP: 0.328, SLG: 0.360										0	0	0	0	0	0	0						
38 Michael Morse, R OBP: 0.317, SLG: 0.451										5	0	1	0	0	0	1						
25 Adam LaRoche, L OBP: 0.338, SLG: 0.498										4	2	4	2	1	0	0						
8 Danny Espinosa, S OBP: 0.323, SLG: 0.415										4	1	2	0	1	1	3						
57 Tyler Moore, R OBP: 0.342, SLG: 0.515										4	1	1	2	0	0	3						
32 Tom Gorzelanny, R OBP: 0.500, SLG: 0.400										0	0	0	0	0	0	0						
52 Ryan Mattheus, R OBP: 0.290, SLG: 0.206										0	0	0	0	0	0	0						
7 Mark DeRosa, R OBP: 0.280, SLG: 0.206										1	0	0	0	0	1	1						
51 Michael Gonzalez, R OBP: 0.283, SLG: 0.358										0	0	0	0	0	0	0						
26 Jesus Flores, R OBP: 0.255, SLG: 0.335										5	1	1	1	0	1	1						
33 Edwin Jackson, R ERA: 3.63	(1, 1) 1.0 L 11 8 5 5 1 1 0 0 0 0 0 0 9 15 0.00 1.000																					
56 Christian Garcia, R ERA: 3.19	(6, 1) 1.0 4 0 0 0 0 1 0 0 0 0 0 0 2 3 0.00 0.000																					
34 Bryce Harper, L OBP: 0.325, SLG: 0.433										1	1	1	0	0	0	0						
<b>Inning Stats</b>	R: 2 H: 4 E: 0 K: 1 S: 18	H: 4 LOB: 2 BB: 1 P: 31	R: 3 H: 4 E: 0 K: 1 S: 18	H: 4 LOB: 2 BB: 1 P: 27	R: 0 H: 2 E: 0 K: 1 S: 13	H: 2 LOB: 2 BB: 0 P: 17	R: 3 H: 3 E: 0 K: 1 S: 14	H: 3 LOB: 0 BB: 0 P: 22	R: 0 H: 0 E: 0 K: 1 S: 8	H: 0 LOB: 0 BB: 0 P: 12	R: 1 H: 2 E: 0 K: 0 S: 10	H: 2 LOB: 1 BB: 0 P: 17	R: 1 H: 2 E: 0 K: 2 S: 10	H: 2 LOB: 1 BB: 0 P: 14	R: 1 H: 2 E: 0 K: 1 S: 17	H: 2 LOB: 0 BB: 0 P: 28	R: 1 H: 2 E: 0 K: 1 S: 17	H: 2 LOB: 1 BB: 0 P: 28	1B: 8 2B: 5 3B: 0 HR: 6	SF: 0 SAC: 0 DP: 0 HBP: 0	WP: 1 PB: 0 SB: 1 CS: 0	PA: 44
<b>PITCHER</b>	IP WLS BF H R ER SO BB IBB HBP BLK WP HR S P ERA WHIP																					
55 Alberto Cabrera, R ERA: 8.44	(7, 1) 1.0 5 2 1 1 1 0 0 0 0 0 0 1 17 28 9.00 2.000																					
16 Jeff Belliveau, L ERA: 4.05	(8, 1) 1.0 5 2 1 1 1 0 0 0 0 0 0 1 17 28 9.00 2.000																					

AB	42
R	11
H	19
RBI	11
BB	2
SO	8
LOB	14

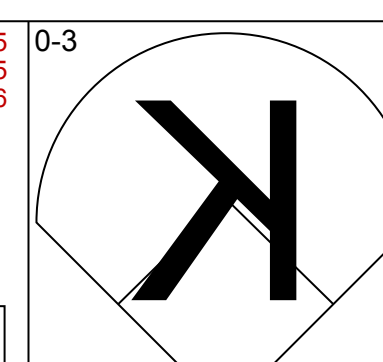
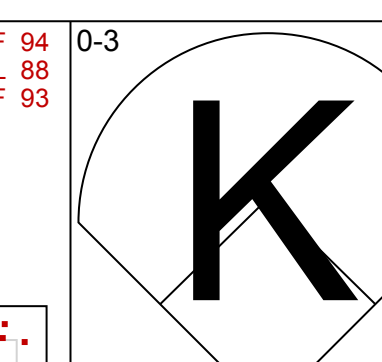
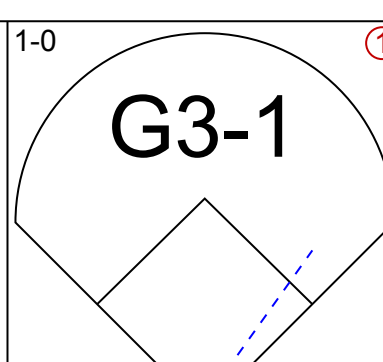
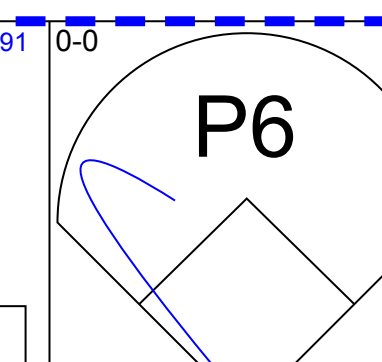
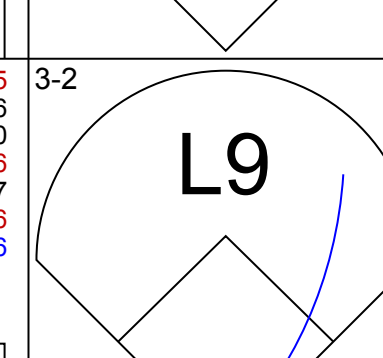
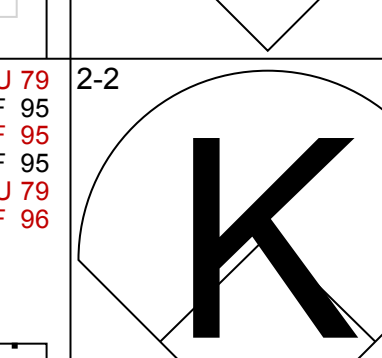
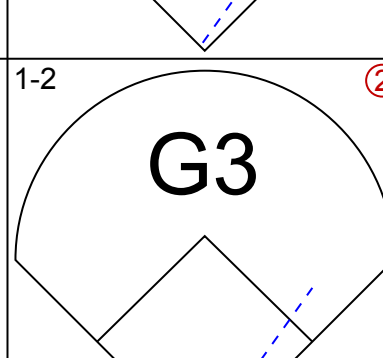
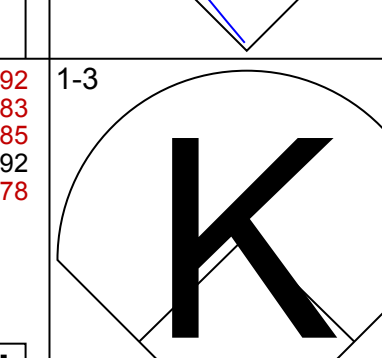
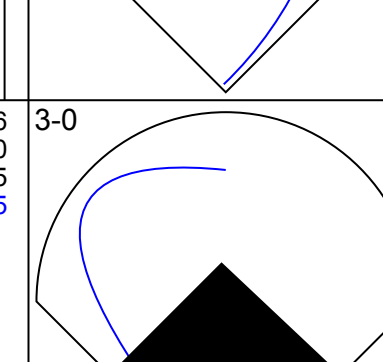
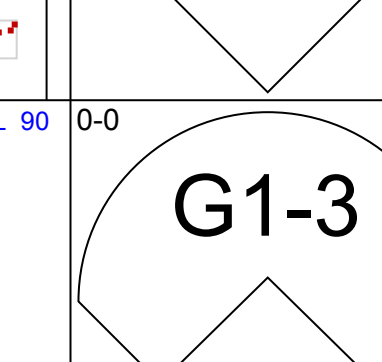
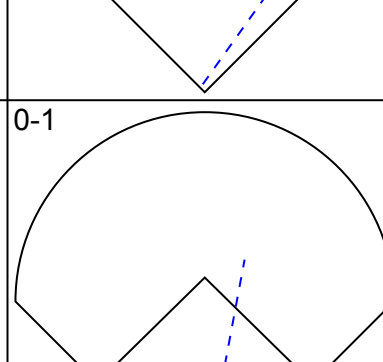
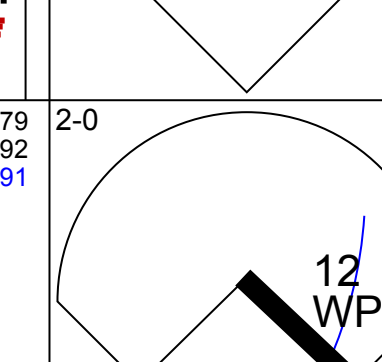
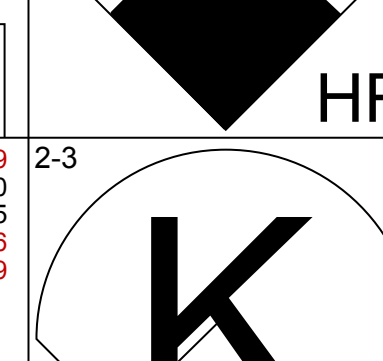
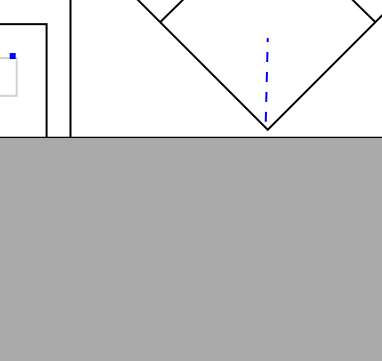
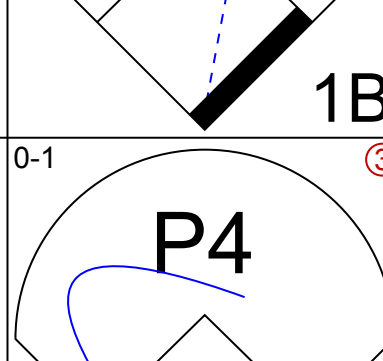
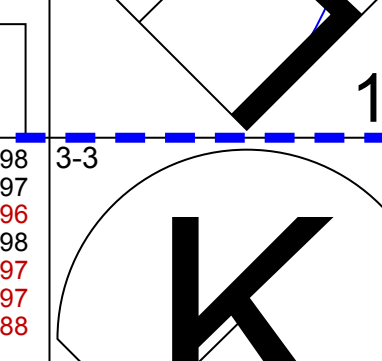
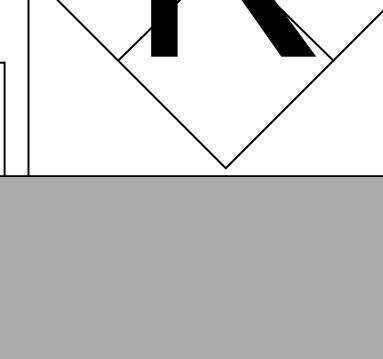

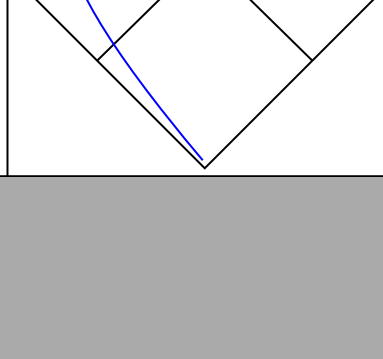
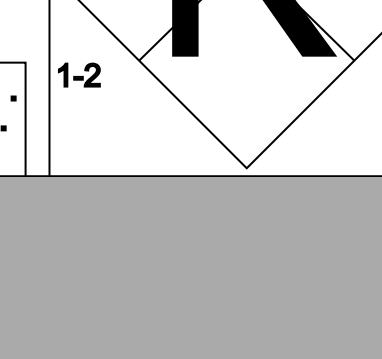




















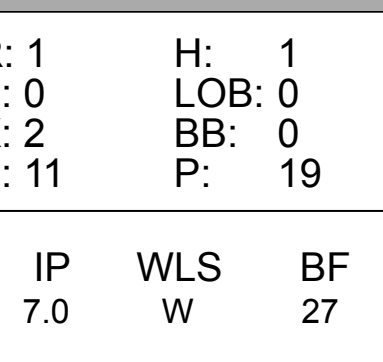
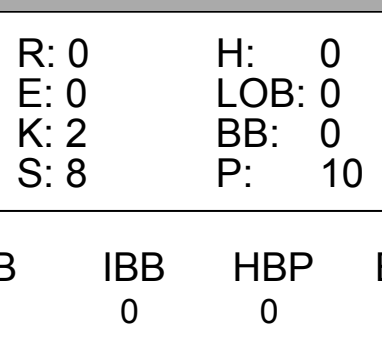
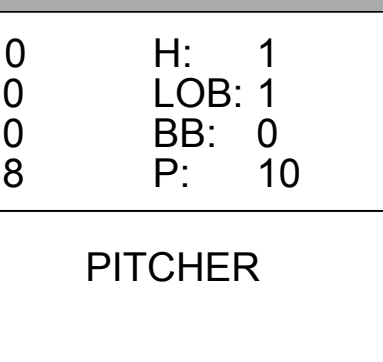
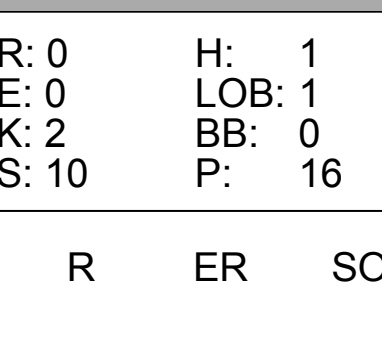
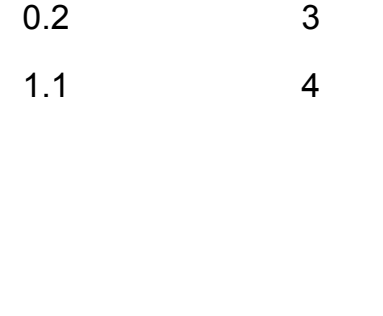



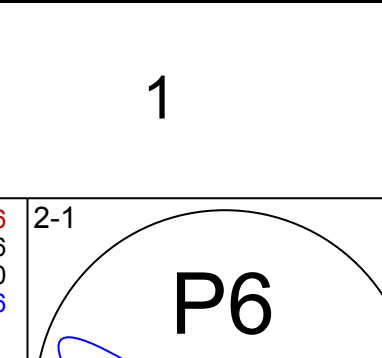



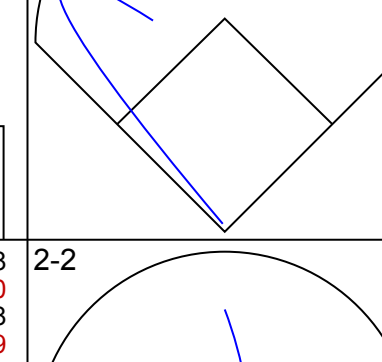
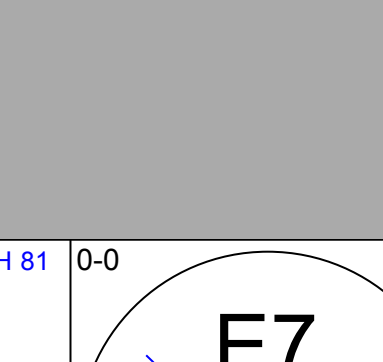


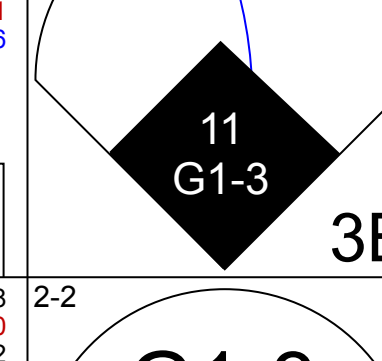
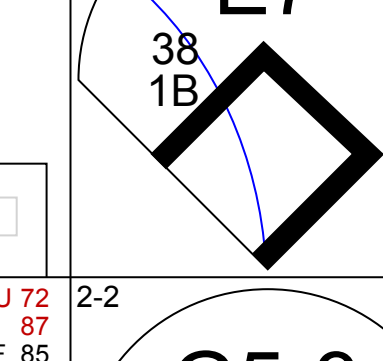
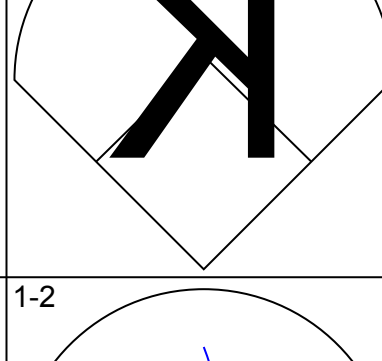
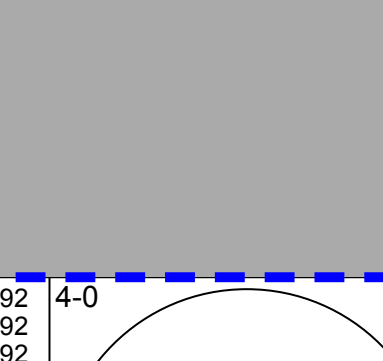
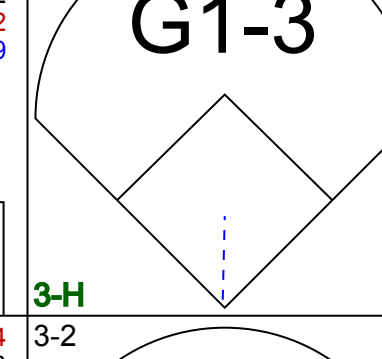
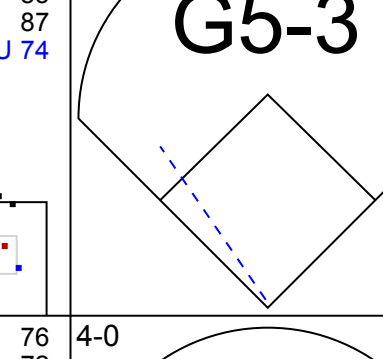
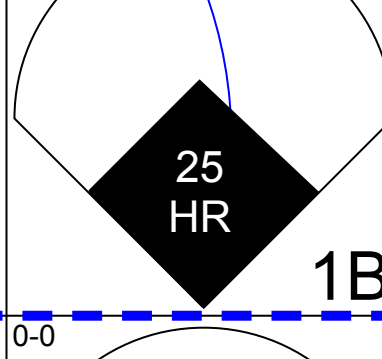
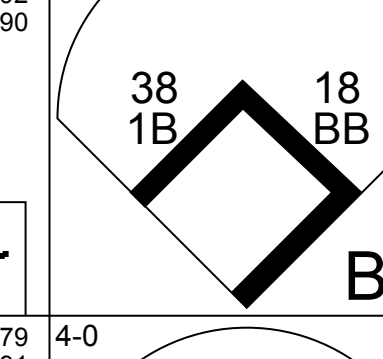
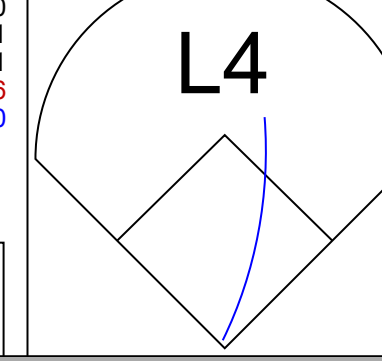
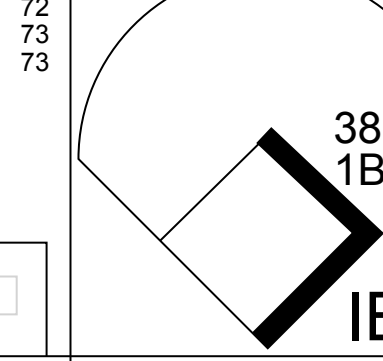
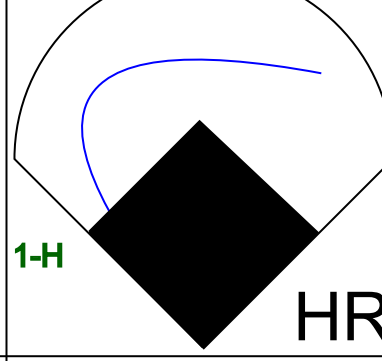
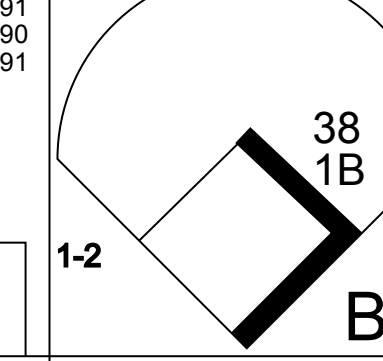

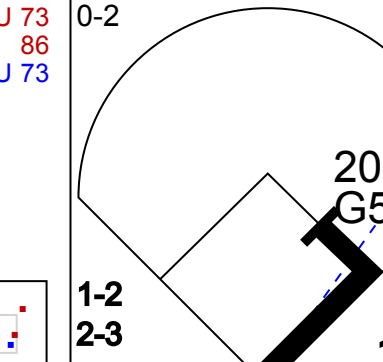
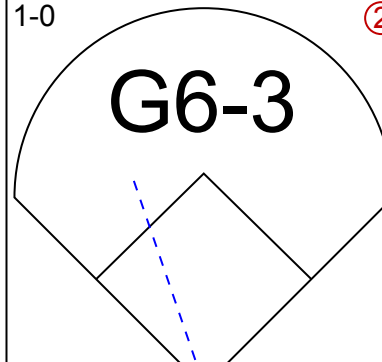
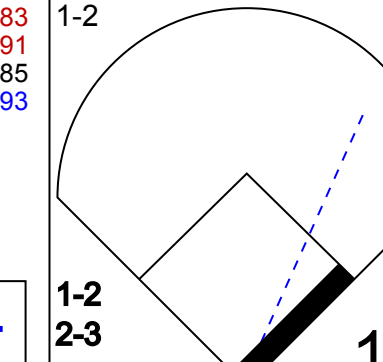


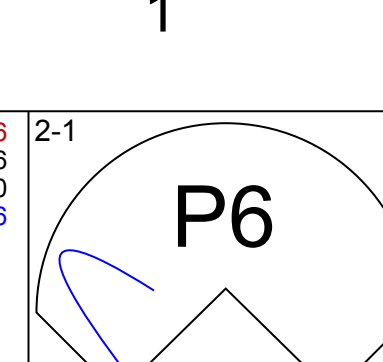

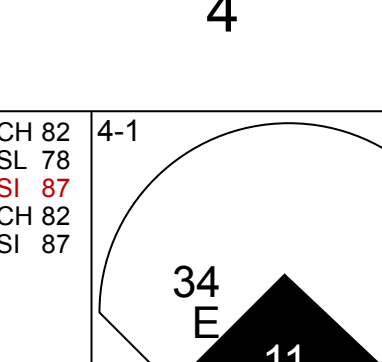
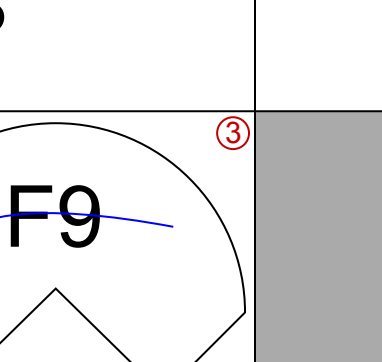
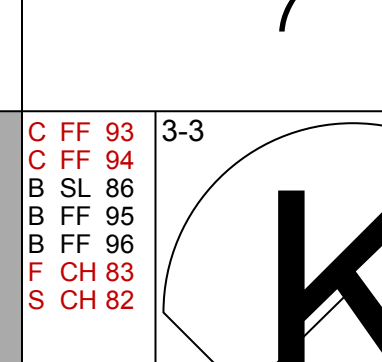
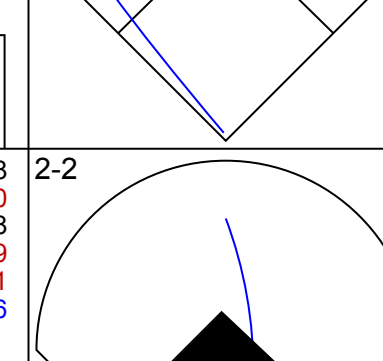
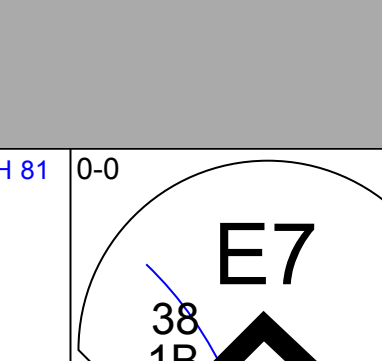
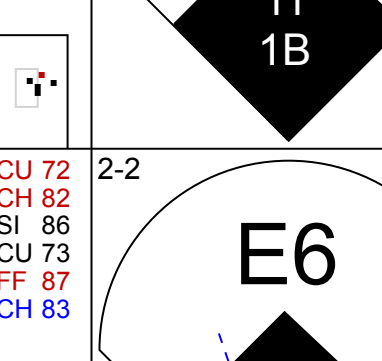
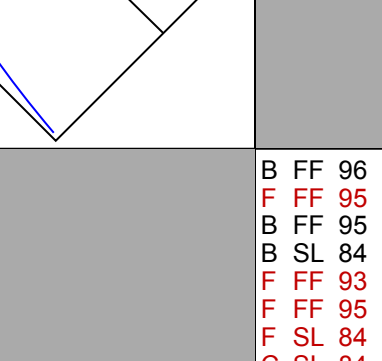
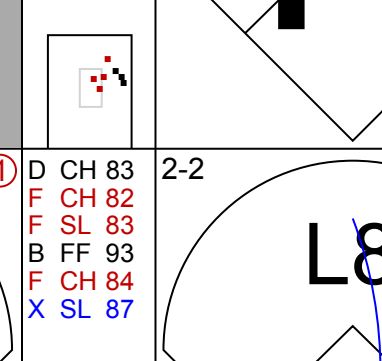
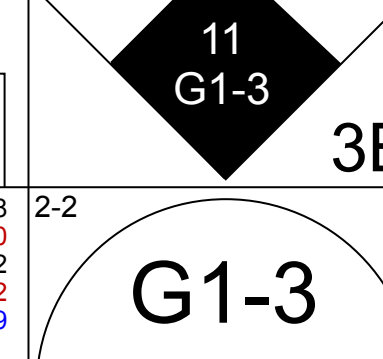
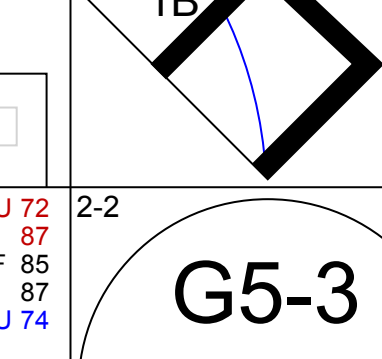
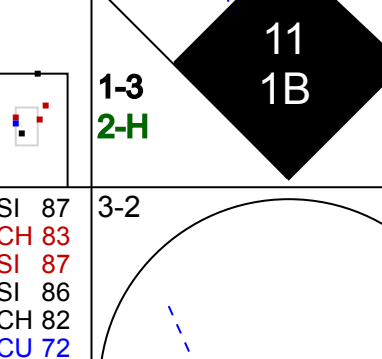
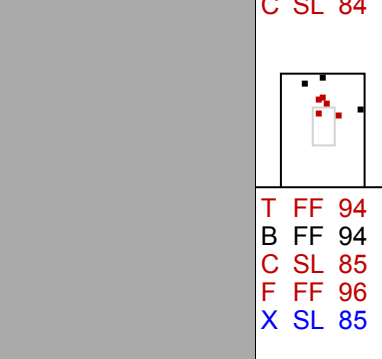
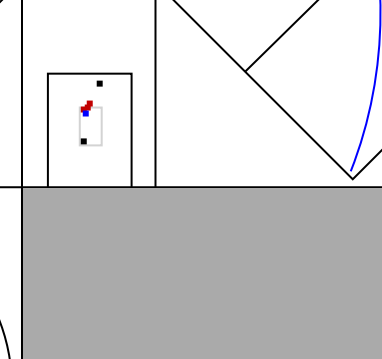
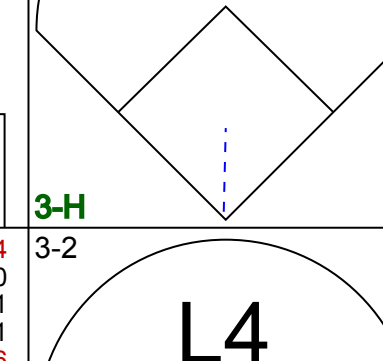
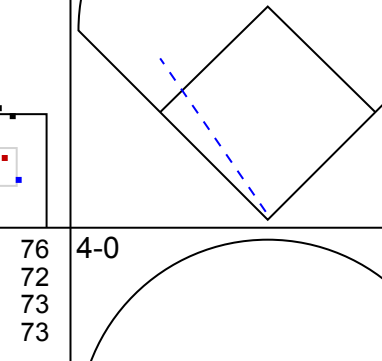
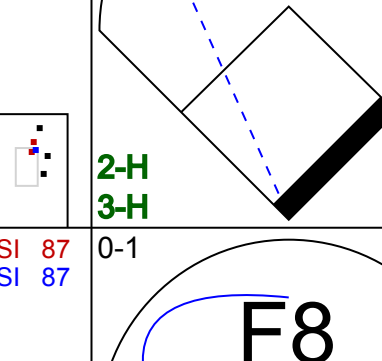
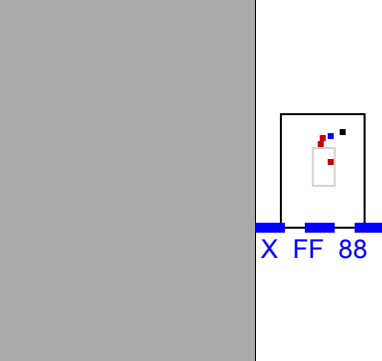

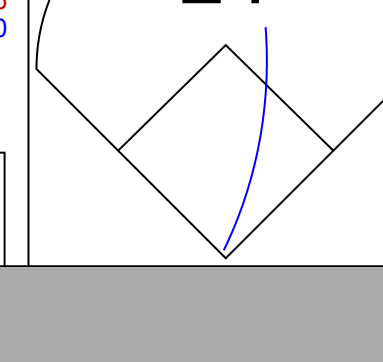
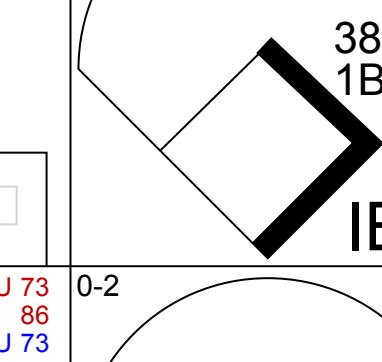
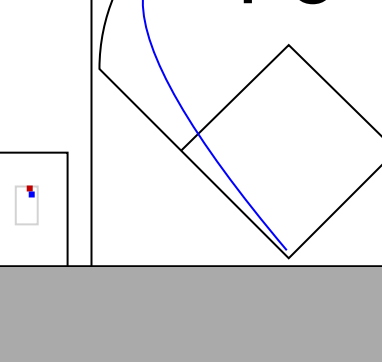
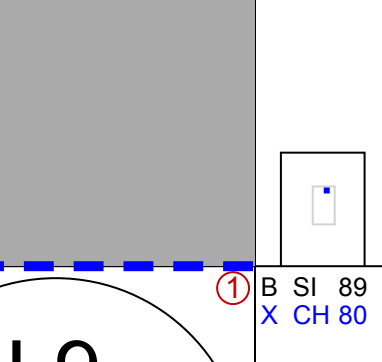


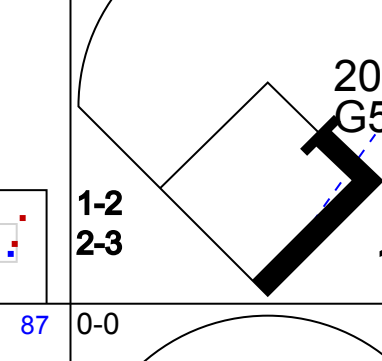

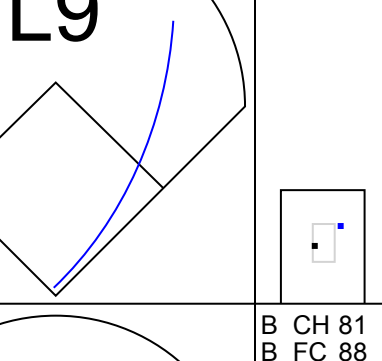


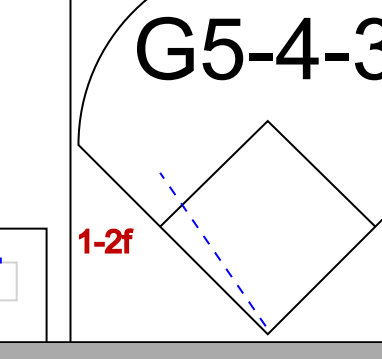

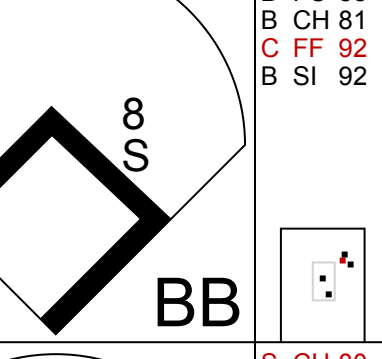



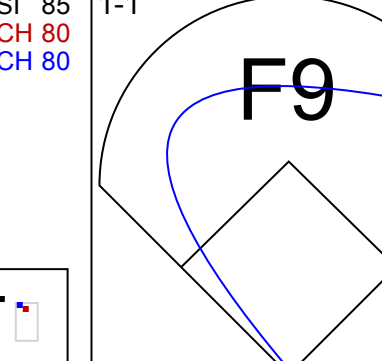
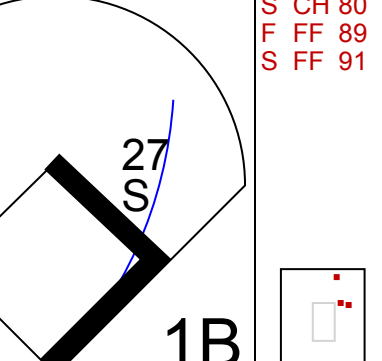

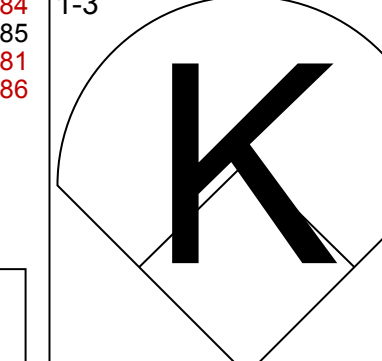


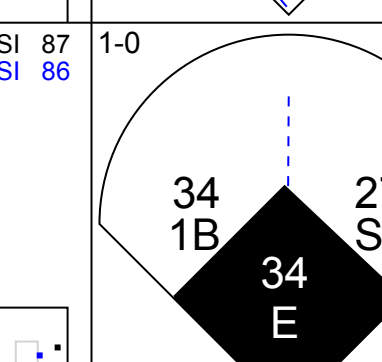
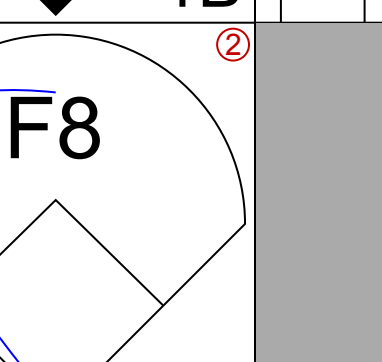
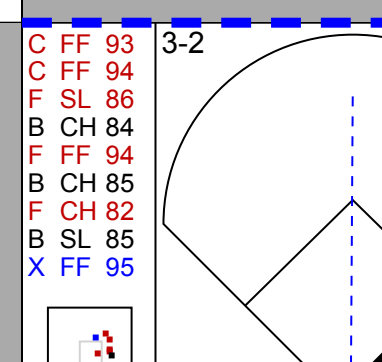
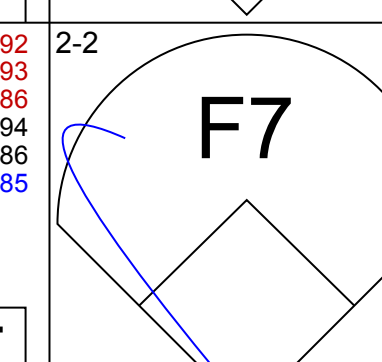


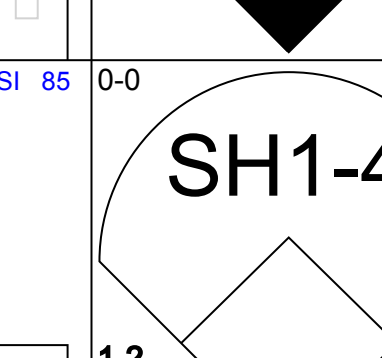
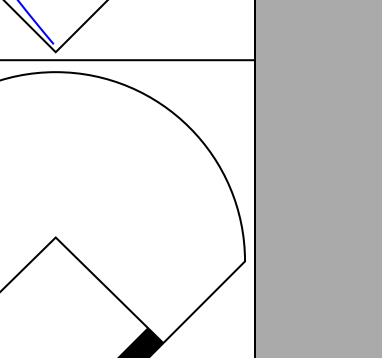
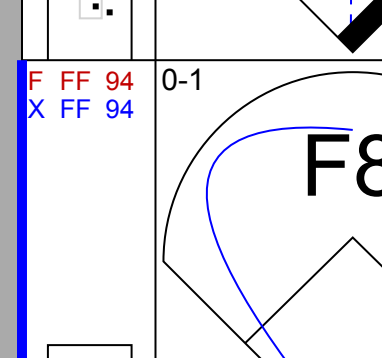
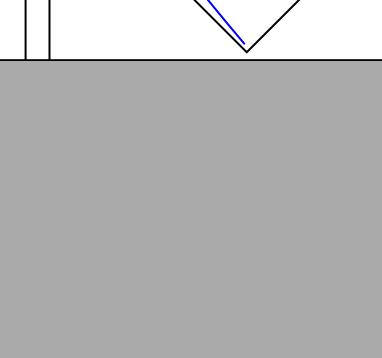
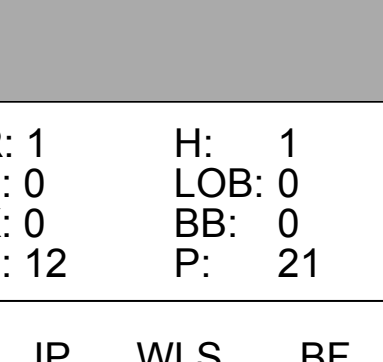
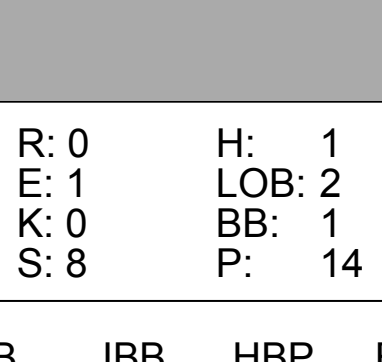
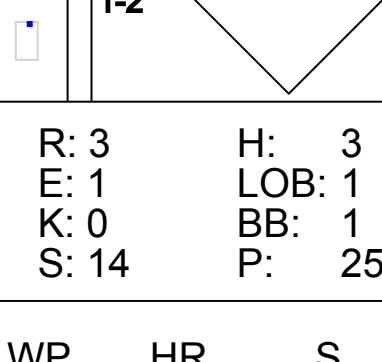
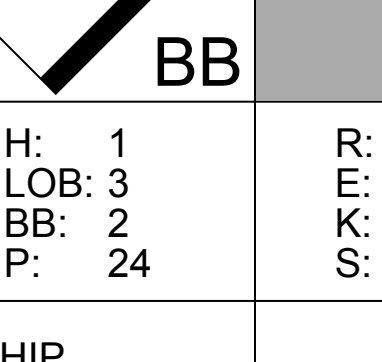
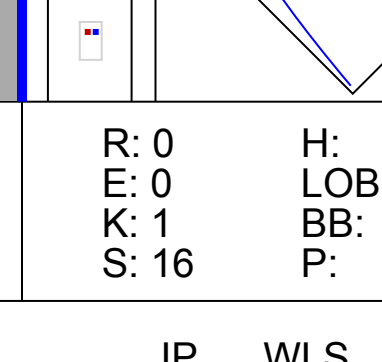
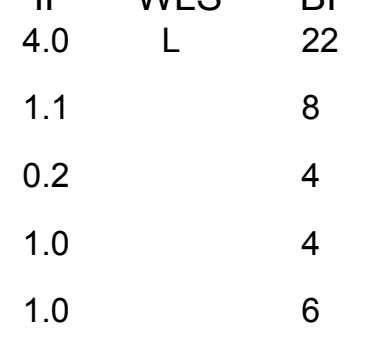
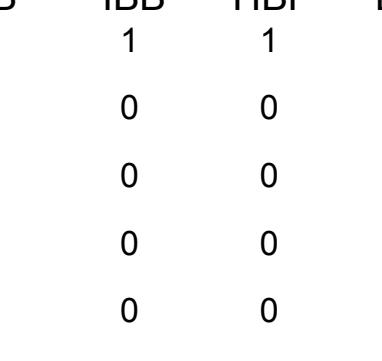
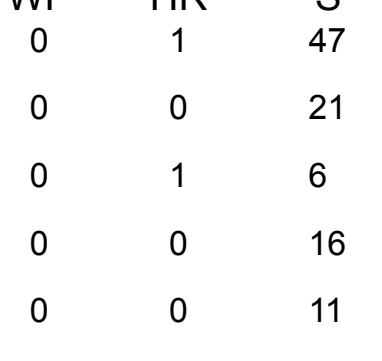









Batter	1	2	3	4	5	6	7	8	9	AB	R	H	RBI	BB	SO	LOB	TOP		
21 Joe Mather, R OBP: 0.248, SLG: 0.309 7 Brett Jackson, L OBP: 0.301, SLG: 0.398	G5-3		F9			K		K		3	0	0	0	0	1	2	<b>Chicago Cubs @ Washington Nationals</b> Nationals Park, Washington, DC Wed Sep 05 2012, 7:07 PM - 10:07 PM EDT Att: 21,244 - Partly Cloudy - 83 F		
17 Dave Sappelt, R	G5-3			F8		K		F8		4	0	0	0	0	1	1			
44 Anthony Rizzo, L OBP: 0.338, SLG: 0.465	K			F7			K	HR		4	1	1	1	0	2	0			
12 Alfonso Soriano, R OBP: 0.314, SLG: 0.495 6 Bryan LaHair, L OBP: 0.337, SLG: 0.450	K			K			L9	K		3	0	0	0	0	2	0			
13 Starlin Castro, R OBP: 0.311, SLG: 0.416	G4-3			F9			53 2B	G6-3		4	0	1	0	0	0	0			
53 Wellington Castillo, R OBP: 0.330, SLG: 0.462 20 Anthony Recker, R OBP: 0.243, SLG: 0.196	G6-3			K			1B			3	0	1	0	0	1	0			
5 Josh Vitters, R 55 Alberto Cabrera, R 37 Jaye Chapman, R	E6			G6-3			2B	K		3	0	0	0	0	1	2			
15 Darwin Barney, R 45 Adrian Cardenas, L	F8							G3-1		2	0	1	0	0	0	1			
32 Chris Volstad, R 1 Tony Campana, L 28 Michael Bowden, R 50 Blake Parker, R 24 Luis Valbuena, L	F8					B2		F8		1	0	0	0	0	1	1			
<b>Inning Stats</b>	R: 0 E: 0 K: 1 S: 6	H: 0 LOB: 0 BB: 0 P: 8	R: 0 E: 0 K: 1 S: 8	H: 0 LOB: 0 BB: 0 P: 11	R: 0 E: 1 K: 1 S: 10	H: 0 LOB: 0 BB: 0 P: 16	R: 0 E: 0 K: 1 S: 8	H: 0 LOB: 0 BB: 0 P: 12	R: 0 E: 0 K: 2 S: 6	H: 1 LOB: 1 BB: 0 P: 10	R: 0 E: 0 K: 2 S: 15	H: 2 LOB: 2 BB: 0 P: 24	R: 0 E: 0 K: 1 S: 7	H: 0 LOB: 0 BB: 0 P: 13	R: 1 E: 0 K: 1 S: 12	H: 1 LOB: 0 BB: 0 P: 17		1B: 2 2B: 1 3B: 0 HR: 1	SF: 0 SAC: 0 DP: 0 HBP: 0
<b>PITCHER</b>	IP WLS BF H R ER SO BB IBB HBP BLK WP HR S P ERA WHIP	7.0 W 25 3 0 0 9 0 0 0 0 0 0 61 93 0.00 0.429	2.0 7 1 1 1 2 0 0 0 0 0 0 1 19 30 4.50 0.500																

Batter	1	2	3	4	5	6	7	8	9	AB	R	H	RBI	BB	SO	LOB	BOTTOM		
2 Roger Bernadina, L OBP: 0.383, SLG: 0.415	G4-3 11 25 1B		HR	P4		P6	L9			5	2	2	1	0	0	2	<b>Chicago Cubs @ Washington Nationals</b> Nationals Park, Washington, DC Wed Sep 05 2012, 7:07 PM - 10:07 PM EDT Att: 21,244 - Partly Cloudy - 83 F		
34 Bryce Harper, L OBP: 0.330, SLG: 0.449	L9		HR	G1-4-3 11 BB		HR	BB			3	2	2	2	0	1	1			
11 Ryan Zimmerman, R 7 Mark DeRosa, R	G4-3		HR	G1-4-3		K	BB			4	1	1	1	1	1	2			
25 Adam LaRoche, L 10 Corey Brown, L	3B 1B		HR	G3-1 8 38 BB		BB	K			4	1	3	3	1	1	3			
38 Michael Morse, R 35 Craig Stammen, R	F9		HR	G5-3 8 BB		BB	K			4	0	1	0	1	1	4			
20 Ian Desmond, R OBP: 0.322, SLG: 0.507	F9		K	BB		HR	K			5	1	1	1	0	3	4			
8 Danny Espinosa, S OBP: 0.323, SLG: 0.423	G6-3		2B	G3-1		HR	K			5	1	2	1	0	1	2			
24 Kurt Suzuki, R OBP: 0.267, SLG: 0.301	G4-3		IBB	IBB		HR	F8			3	1	1	0	2	0	0			
47 Gio González, R 18 Chad Tracy, L	G6-3		IBB	L6		BB				3	0	0	0	0	0	5			
<b>Inning Stats</b>	R: 1 E: 0 K: 0 S: 13	H: 3 LOB: 2 BB: 0 P: 21	R: 0 E: 0 K: 0 S: 5	H: 0 LOB: 0 BB: 0 P: 7	R: 4 E: 0 K: 1 S: 18	H: 5 LOB: 2 BB: 1 P: 32	R: 0 E: 0 K: 0 S: 4	H: 0 LOB: 0 BB: 1 P: 10	R: 0 E: 0 K: 1 S: 6	H: 1 LOB: 3 BB: 2 P: 19	R: 1 E: 0 K: 1 S: 16	H: 1 LOB: 1 BB: 1 P: 24	R: 3 E: 0 K: 2 S: 18	H: 3 LOB: 3 BB: 3 P: 36	R: 0 E: 0 K: 2 S: 7	H: 0 LOB: 0 BB: 0 P: 9		1B: 6 2B: 1 3B: 0 HR: 6	SF: 0 SAC: 0 DP: 1 HBP: 0
<b>PITCHER</b>	IP WLS BF H R ER SO BB IBB HBP BLK WP HR S P ERA WHIP	5.0 L 27 9 5 5 2 2 0 0 0 0 0 3 46 89 9.00 2.200	1.0 5 1 1 1 1 1 0 0 0 0 0 1 16 24 9.00 2.000	0.1 6 3 3 3 0 2 0 0 0 0 0 2 9 20 81.00 15.000	0.2 3 0 0 0 2 1 0 0 0 0 0 0 9 16 0.00 1.500	1.0 3 0 0 0 2 0 0 0 0 0 0 0 7 9 0.00 0.000													



Batter	1	2	3	4	5	6	7	8	9	AB	R	H	RBI	BB	SO	LOB	TOP															
9 David DeJesus, L (1,9) OBP: 0.354, SLG: 0.405										3	0	0	0	0	2	0	<b>Chicago Cubs @ Washington Nationals</b> Nationals Park, Washington, DC Thu Sep 06 2012, 7:07 PM - 10:28 PM EDT Att: 22,447 - Clear - 79 F															
21 Joe Mather, R (8,9) OBP: 0.246, SLG: 0.307										3	0	0	0	0	1	0																
24 Luis Valbuena, L (1,5) OBP: 0.314, SLG: 0.367										3	0	0	0	0	1	0																
5 Josh Vitters, R (8,5) OBP: 0.125, SLG: 0.149										1	0	0	0	0	1	0																
44 Anthony Rizzo, L (1,3) OBP: 0.345, SLG: 0.482										4	1	3	1	0	0	0																
12 Alfonso Soriano, R (1,7) OBP: 0.312, SLG: 0.490										4	0	0	0	0	2	2																
13 Starlin Castro, R (1,6) OBP: 0.313, SLG: 0.422										4	1	2	0	0	0	0																
51 Steve Clevenger, L (1,2) OBP: 0.279, SLG: 0.299										2	0	0	0	0	0	1																
53 Welington Castillo, R (6,2) OBP: 0.325, SLG: 0.454										2	0	0	0	0	1	1																
7 Brett Jackson, L (1,8) OBP: 0.308, SLG: 0.407										3	0	1	0	1	2	1																
15 Darwin Barney, R (1,4) OBP: 0.298, SLG: 0.368										3	0	1	1	0	0	2																
41 Justin Germano, R (1,1) OBP: 0.154, SLG: 0.183										1	0	0	0	0	1	1																
1 Tony Campanella, L (5,PH) OBP: 0.297, SLG: 0.284										0	0	0	0	0	0	0																
Lenny Castillo, S (5,1)										0	0	0	0	0	0	0																
16 Jeff Beliveau, L (6,1)										0	0	0	0	0	0	0																
6 Bryan LaHair, L (7,PH) OBP: 0.308, SLG: 0.449										1	0	0	0	0	1	2																
47 Miguel Socolovich, R (7,1)										0	0	0	0	0	0	0																
28 Michael Bowden, R (8,1)										0	0	0	0	0	0	0																
<b>Inning Stats</b>	R: 1 E: 0 K: 2 S: 11	H: 1 LOB: 0 BB: 0 P: 19	R: 1 E: 0 K: 2 S: 12	H: 2 LOB: 1 BB: 0 P: 16	R: 0 E: 0 K: 2 S: 8	H: 0 LOB: 0 BB: 0 P: 10	R: 0 E: 0 K: 0 S: 7	H: 0 LOB: 0 BB: 0 P: 9	R: 0 E: 0 K: 1 S: 8	H: 1 LOB: 1 BB: 0 P: 10	R: 0 E: 0 K: 2 S: 14	H: 1 LOB: 2 BB: 1 P: 23	R: 0 E: 0 K: 2 S: 10	H: 1 LOB: 1 BB: 0 P: 16	R: 0 E: 0 K: 0 S: 6	H: 1 LOB: 1 BB: 7 P: 7	1B: 2 2B: 2 3B: 2 HR: 1	SF: 0 SAC: 0 DP: 0 HBP: 0	WP: 2 PB: 0 SB: 0 CS: 0	PA: 34												
<b>PITCHER</b>	IP WLS BF H R ER SO BB IBB HBP BLK WP HR S P ERA WHIP																															
27 Jordan Zimmermann, R (1,1) ERA: 2.95	7.0	W	27	5	2	2	9	1	0	0	0	1	1	68	96	2.57	0.857															
32 Tom Gorzelanny, L (8,1) ERA: 3.16	0.2		3	1	0	0	1	0	0	0	0	0	0	6	9	0.00	1.500															
56 Christian Garcia, R (8,1) ERA:	1.1		4	1	0	0	1	0	0	0	0	1	0	10	14	0.00	0.750															

Batter	1	2	3	4	5	6	7	8	9	AB	R	H	RBI	BB	SO	LOB	BOTTOM																	
28 Javson Werth, R (1,9) OBP: 0.400, SLG: 0.469										4	1	0	0	1	2	4	<b>Chicago Cubs @ Washington Nationals</b> Nationals Park, Washington, DC Thu Sep 06 2012, 7:07 PM - 10:28 PM EDT Att: 22,447 - Clear - 79 F																	
34 Bryce Harper, L (1,8) OBP: 0.331, SLG: 0.452										5	2	2	0	0	1	1																		
11 Ryan Zimmerman, R (1,5) OBP: 0.350, SLG: 0.457										4	1	2	3	1	0	1																		
25 Adam LaRoche, L (1,3) OBP: 0.343, SLG: 0.511										3	1	1	2	1	0	1																		
18 Chad Tracy, L (8,3) OBP: 0.338, SLG: 0.493										0	0	0	0	1	0	0																		
38 Michael Morse, R (1,7) OBP: 0.319, SLG: 0.447										5	0	2	0	0	1	0																		
55 Eury Pérez, R (8,PR) (9,7)										0	0	0	0	0	0	0																		
20 Ian Desmond, R (1,6) OBP: 0.325, SLG: 0.508										3	1	1	0	2	0	6																		
8 Danny Espinosa, S (1,4) OBP: 0.324, SLG: 0.421										4	1	1	0	0	2	4																		
24 Kurt Suzuki, R (1,2) OBP: 0.271, SLG: 0.314										5	2	3	3	0	0	5																		
27 Jordan Zimmermann, R (1,1) OBP: 0.245, SLG: 0.298										1	0	0	0	1	0	0																		
1 Steve Lombardozzi, S (7,PH) OBP: 0.335, SLG: 0.359										1	0	0	0	0	1	0																		
32 Tom Gorzelanny, R (8,1) OBP: 0.502, SLG: 0.480										0	0	0	0	0	0	0																		
58 Christian Garcia, R (8,1) ERA:										0	0	0	0	0	0	0																		
<b>Inning Stats</b>	R: 1 E: 0 K: 0 S: 12	H: 1 LOB: 0 BB: 0 P: 21	R: 3 E: 0 K: 2 S: 13	H: 2 LOB: 0 BB: 0 P: 20	R: 0 E: 1 K: 0 S: 8	H: 1 LOB: 2 BB: 1 P: 14	R: 3 E: 1 K: 0 S: 14	H: 3 LOB: 1 BB: 1 P: 25	R: 0 E: 0 K: 0 S: 12	H: 1 LOB: 3 BB: 2 P: 24	R: 2 E: 0 K: 2 S: 15	H: 2 LOB: 1 BB: 1 P: 24	R: 0 E: 0 K: 1 S: 16	H: 1 LOB: 1 BB: 0 P: 24	R: 0 E: 0 K: 1 S: 11	H: 1 LOB: 3 BB: 2 P: 23	1B: 8 2B: 1 3B: 1 HR: 2	SF: 0 SAC: 1 DP: 1 HBP: 1	WP: 0 PB: 0 SB: 2 CS: 0	PA: 44														
<b>PITCHER</b>	IP WLS BF H R ER SO BB IBB HBP BLK WP HR S P ERA WHIP																																	
41 Justin Germano, R (1,1) ERA: 6.16	4.0	L	22	7	7	6	2	1	1	1	0	0	0	0	0	21	37	6.75	3.000															
Lenny Castillo, R (5,1) ERA: 10.22	1.1		8	2	1	1	1	2	0	0	0	0	0	1	6	11	13.50	3.000																
16 Jeff Beliveau, L (6,1) ERA: 4.5	0.2		4	1	1	1	1	1	0	0	0	0	0	1	6	11	13.50	3.000																
47 Miguel Socolovich, R (7,1) ERA: 6.08	1.0		4	1	0	0	1	0	0	0	0	0	0	16	24	0.00	1.000																	
28 Michael Bowden, R (8,1) ERA: 4.23	1.0		6	1	0	0	1	2	0	0	0	0	0	11	23	0.00	3.000																	

AB 33  
R 2  
H 7  
RBI 2  
BB 1  
SO 11  
LOB 10



AB 35  
R 9  
H 12  
RBI 8  
BB 7  
SO 6  
LOB 23





Batter	1	2	3	4	5	6	7	8	9	10	AB	R	H	RBI	BB	SO	LOB	TOP						
11 Bryan Petersen, L OBP: 0.302, SLG: 0.272											4	2	1	0	2	1	3							
20 Justin Ruggiano, R OBP: 0.383, SLG: 0.564											5	2	2	0	1	1	2							
7 José Reyes, S OBP: 0.347, SLG: 0.440											6	2	3	3	0	0	2							
27 Giancarlo Stanton, R OBP: 0.353, SLG: 0.593											5	1	2	2	1	2	3							
45 Carlos Lee, R OBP: 0.357, SLG: 0.382											4	0	1	2	0	0	1							
29 Greg Dobbs, L OBP: 0.321, SLG: 0.397											6	1	3	0	0	2	3							
17 Donovan Solano, R OBP: 0.347, SLG: 0.347											5	0	2	1	0	0	2							
57 Chad Gaudin, R											0	0	0	0	0	0	0							
31 Steve Cishek, R											0	0	0	0	0	0	0							
19 Rob Brantly, L OBP: 0.357, SLG: 0.469											3	1	1	1	2	1	3							
33 Jacob Turner, R											3	0	0	0	0	0	4							
38 Carlos Zambrano, S											0	0	0	0	0	0	0							
58 Ryan Webb, R											0	0	0	0	0	0	0							
40 Mike Dunn, L											0	0	0	0	0	0	0							
26 Austin Kearns, R											1	0	0	0	0	0	0							
44 AJ Ramos, R											0	0	0	0	0	0	0							
22 Darnell Stron, R											1	0	0	0	0	0	0							
36 Tyler Clippard, R											0	0	0	0	0	0	0							
<b>Inning Stats</b>	R: 2 E: 0 K: 2 S: 15	H: 2 LOB: 1 BB: 1 P: 23	R: 1 E: 0 K: 0 S: 9	H: 1 LOB: 1 BB: 1 P: 18	R: 2 E: 0 K: 0 S: 13	H: 3 LOB: 2 BB: 1 P: 26	R: 1 E: 0 K: 1 S: 14	H: 1 LOB: 1 BB: 1 P: 26	R: 0 E: 0 K: 0 S: 9	H: 0 LOB: 0 BB: 0 P: 15	R: 0 E: 0 K: 2 S: 10	H: 1 LOB: 1 BB: 0 P: 16	R: 0 E: 0 K: 2 S: 10	H: 2 LOB: 2 BB: 0 P: 19	R: 0 E: 0 K: 0 S: 8	H: 2 LOB: 1 BB: 1 P: 12	R: 3 E: 0 K: 0 S: 14	H: 3 LOB: 1 BB: 1 P: 23	1B: 8 2B: 5 3B: 2 HR: 2	SF: 2 SAC: 0 DP: 1 HBP: 0	WP: 0 PB: 0 SB: 3 CS: 0	PA: 51		
<b>PITCHER</b>	IP 3.0	WLS 18	BF 6	H 5	R 5	ER 5	SO 2	BB 3	IBB 0	HBP 0	BLK 0	WP 0	HR 2	S 37	P 67	ERA 15.00	WHIP 3.000							
37 Stephen Strasburg, R ERA: 3.16	IP 4.0	WLS 17	BF 3	H 1	R 1	ER 3	SO 2	BB 2	IBB 0	HBP 0	BLK 0	WP 0	HR 0	S 44	P 75	ERA 2.25	WHIP 1.250							
30 Zach Duke, L ERA: 2.25	IP 1.0	WLS 5	BF 2	H 0	R 0	ER 0	SO 2	BB 0	IBB 0	HBP 0	BLK 0	WP 0	HR 0	S 14	P 19	ERA 2.000	WHIP 2.000							
52 Ryan Mattheus, R ERA: 2.97	IP 1.0	WLS 4	BF 2	H 0	R 0	ER 0	SO 0	BB 0	IBB 0	HBP 0	BLK 0	WP 0	HR 0	S 8	P 12	ERA 0.000	WHIP 2.000							
22 Drew Storen, R ERA: 3.44	IP 0.2	WLS L	BF 6	H 3	R 3	ER 3	SO 0	BB 0	IBB 1	HBP 0	BLK 0	WP 0	HR 0	S 12	P 21	ERA 40.500	WHIP 4.500							
51 Michael Gonzalez, L ERA: 2.51	IP 0.1	WLS 1	BF 0	H 0	R 0	ER 0	SO 0	BB 0	IBB 0	HBP 0	BLK 0	WP 0	HR 0	S 2	P 2	ERA 0.000	WHIP 0.000							

Miami Marlins @ Washington Nationals  
 Nationals Park, Washington, DC  
 Fri Sep 07 2012, 7:10 PM - 10:52 PM EDT  
 Att: 28,533 - Clear - 83 F

livebaseballscorecards.com

AB 43  
 R 9  
 H 16  
 RBI 9  
 BB 6  
 SO 7  
 LOB 23

MIAMI

WP: 0 PA: 51  
 PB: 0  
 SB: 3  
 CS: 0

Batter	1	2	3	4	5	6	7	8	9	10	AB	R	H	RBI	BB	SO	LOB	BOTTOM
28 Jayson Werth, R OBP: 0.398, SLG: 0.463											5	1	1	0	1	1	4	
34 Bryce Harper, L OBP: 0.329, SLG: 0.450											5	0	1	0	0	1	3	
11 Ryan Zimmerman, R OBP: 0.351, SLG: 0.467											5	1	2	2	0	2	3	
25 Adam LaRoche, L OBP: 0.344, SLG: 0.511											4	1	1	0	1	0	0	
38 Michael Morse, R OBP: 0.320, SLG: 0.456											5	1	2	2	0	1	2	
20 Ian Desmond, R OBP: 0.328, SLG: 0.512											5	1	3	0	0	0	0	
8 Danny Espinosa, S OBP: 0.323, SLG: 0.421																		



Batter	1	2	3	4	5	6	7	8	9	10	AB	R	H	RBI	BB	SO	LOB	TOP								
2 Gorkys Hernández, R OBP: 0.248, SLG: 0.263											4	1	1	1	1	2	0									
17 Donovan Solano, R OBP: 0.353, SLG: 0.355											4	2	2	1	1	1	0									
7 José Reyes, S OBP: 0.346, SLG: 0.438											5	0	1	0	0	0	4									
27 Giancarlo Stanton, R OBP: 0.351, SLG: 0.596											5	1	1	1	1	0	2	3								
45 Carlos Lee, R OBP: 0.382, SLG: 0.382											3	1	1	0	2	1	0									
20 Justin Ruggiano, R OBP: 0.380, SLG: 0.560											5	0	1	0	0	1	3									
14 John Buck, R OBP: 0.307, SLG: 0.344											5	0	1	1	0	3	1									
22 Donnie Murphy, R OBP: 0.277, SLG: 0.374											4	1	1	0	0	3	0									
56 Mark Buehrle, L ERA: 3.23											3	0	0	0	0	0	1									
11 Bryan Reynolds, L ERA: 3.45											1	0	0	0	0	0	0									
44 AJ Ramos, R ERA: 3.96											0	0	0	0	0	0	0									
40 Mike Dunn, L ERA: 4.22											0	0	0	0	0	0	0									
58 Ryan Webb, R ERA: 4.22											0	0	0	0	0	0	0									
21 Heath Bell, R ERA: 5.63											0	0	0	0	0	0	0									
57 Chad Gaudin, R ERA: 5.63											0	0	0	0	0	0	0									
<b>Inning Stats</b>	R: 2 E: 0 K: 0 S: 13	H: 3 LOB: 1 BB: 0 P: 25	R: 1 E: 0 K: 15	H: 2 LOB: 2 BB: 1 P: 23	R: 0 E: 0 K: 2 S: 7	H: 1 LOB: 1 BB: 0 P: 13	R: 0 E: 0 K: 2 S: 7	H: 0 LOB: 0 BB: 0 P: 10	R: 2 E: 1 K: 0 S: 9	H: 1 LOB: 2 BB: 2 P: 18	R: 0 E: 0 K: 1 S: 9	H: 0 LOB: 0 BB: 0 P: 12	R: 1 E: 1 K: 1 S: 10	H: 1 LOB: 1 BB: 1 P: 21	R: 0 E: 0 K: 2 S: 7	H: 0 LOB: 0 BB: 0 P: 9	R: 0 E: 0 K: 3 S: 18	H: 1 LOB: 1 BB: 0 P: 24	R: 0 E: 0 K: 3 S: 10	H: 0 LOB: 0 BB: 0 P: 15	1B: 4 2B: 3 3B: 0 HR: 2	SF: 0 SAC: 0 DP: 0 HBP: 0	WP: 0 PB: 0 SB: 1 CS: 1	PA: 44		
<b>PITCHER</b>	IP WLS BF H R ER SO BB IBB HBP BLK WP HR S P ERA WHIP	IP WLS BF H R ER SO BB IBB HBP BLK WP HR S P ERA WHIP	IP WLS BF H R ER SO BB IBB HBP BLK WP HR S P ERA WHIP	IP WLS BF H R ER SO BB IBB HBP BLK WP HR S P ERA WHIP	IP WLS BF H R ER SO BB IBB HBP BLK WP HR S P ERA WHIP	IP WLS BF H R ER SO BB IBB HBP BLK WP HR S P ERA WHIP	IP WLS BF H R ER SO BB IBB HBP BLK WP HR S P ERA WHIP	IP WLS BF H R ER SO BB IBB HBP BLK WP HR S P ERA WHIP	IP WLS BF H R ER SO BB IBB HBP BLK WP HR S P ERA WHIP	IP WLS BF H R ER SO BB IBB HBP BLK WP HR S P ERA WHIP	IP WLS BF H R ER SO BB IBB HBP BLK WP HR S P ERA WHIP	IP WLS BF H R ER SO BB IBB HBP BLK WP HR S P ERA WHIP	IP WLS BF H R ER SO BB IBB HBP BLK WP HR S P ERA WHIP	IP WLS BF H R ER SO BB IBB HBP BLK WP HR S P ERA WHIP	IP WLS BF H R ER SO BB IBB HBP BLK WP HR S P ERA WHIP	IP WLS BF H R ER SO BB IBB HBP BLK WP HR S P ERA WHIP	IP WLS BF H R ER SO BB IBB HBP BLK WP HR S P ERA WHIP	IP WLS BF H R ER SO BB IBB HBP BLK WP HR S P ERA WHIP	IP WLS BF H R ER SO BB IBB HBP BLK WP HR S P ERA WHIP	IP WLS BF H R ER SO BB IBB HBP BLK WP HR S P ERA WHIP	IP WLS BF H R ER SO BB IBB HBP BLK WP HR S P ERA WHIP	IP WLS BF H R ER SO BB IBB HBP BLK WP HR S P ERA WHIP	IP WLS BF H R ER SO BB IBB HBP BLK WP HR S P ERA WHIP	IP WLS BF H R ER SO BB IBB HBP BLK WP HR S P ERA WHIP	IP WLS BF H R ER SO BB IBB HBP BLK WP HR S P ERA WHIP	IP WLS BF H R ER SO BB IBB HBP BLK WP HR S P ERA WHIP

Miami Marlins @ Washington Nationals  
Nationals Park, Washington, DC  
Sat Sep 08 2012, 1:08 PM - 6:59 PM EDT  
Att: 28,860 - Partly Cloudy - 83 F


AB 39  
R 6  
H 9  
RBI 4  
BB 4  
SO 13  
LOB 12



Batter	1	2	3	4	5	6	7	8	9	10	AB	R	H	RBI	BB	SO	LOB	BOTTOM									
28 Jayson Werth, R OBP: 0.394, SLG: 0.471											5	1	1	1	0	1	0										
34 Bryce Harper, L OBP: 0.330, SLG: 0.455											4	2	1	1	0	1	0										
11 Ryan Zimmerman, R OBP: 0.353, SLG: 0.473											4	2	2	2	1	1	0										
38 Michael Morse, R OBP: 0.351, SLG: 0.486											4	0	1	0	0	1	2										
55 Eury Pérez, R OBP: 0.340, SLG: 0.511											0	0	0	0	0	0	0										
57 Tyler Moore, R OBP: 0.340, SLG: 0.511											1	0	0	0	0	1	0										
25 Adam LaRoche, L OBP: 0.344, SLG: 0.510											5	0	2	0	0	1	1										
20 Ian Desmond, R OBP: 0.329, SLG: 0.510											5	1	2	0	0	1	2										
8 Danny Espinosa, S OBP: 0.324, SLG: 0.420											4	0	1	1	1	1	2										
26 Jesus Flores, R OBP: 0.259, SLG: 0.347											2	1	1	1	1	0	0										
18 Chad Tracy, L OBP: 0.351, SLG: 0.486											0	0	0	0	1	0	0										
24 Kurt Suzuki, R OBP: 0.272, SLG: 0.315											1	0	0	0	0	0	3										
48 Ross Detwiler, R ERA: 3.74											2	0	0	0	0	1	3										
35 Craig Stammen, R ERA: 3.96											0	0	0	0	0	0	0										
1 Steve Lombardozzi, S ERA: 3.96											1	0	0	0	0	0	0										
2 Roger Bernadina, L ERA: 4.22											1	0	0	0	0	0	0										
38 Tyler Clippard, R ERA: 4.22											0	0	0	0	0	0	0										
22 Drew Storen, S ERA: 5.63											1	0	1	1	0	0	0										
10 Corey Brown, L OBP: 0.292, SLG: 0.444											1	0	1	1	0	0	0										
<b>Inning Stats</b>	R: 0 E: 0 K: 7 S: 7	H: 0 LOB: 1 BB: 1 P: 17	R: 0 E: 0 K: 0 S: 7	H: 0 LOB: 0 BB: 0 P: 10	R: 1 E: 0 K: 2 S: 12	H: 1 LOB: 1 BB: 0 P: 22	R: 1 E: 0 K: 1 S: 14	H: 3 LOB: 3 BB: 1 P: 25	R: 1 E: 0 K: 1 S: 9	H: 1 LOB: 0 BB: 0 P: 18	R: 0 E: 0 K: 1 S: 9	H: 0 LOB: 0 BB: 0 P: 10	R: 0 E: 0 K: 0 S: 9	H: 0 LOB: 0 BB: 0 P: 11	R: 2 E: 0 K: 2 S: 19	H: 3 LOB: 3 BB: 1 P: 32	R: 1 E: 0 K: 3 S: 15	H: 1 LOB: 1 BB: 0 P: 21	R: 1 E: 0 K: 0 S: 8	H: 3 LOB: 3 BB: 1 P: 13	1B: 8 2B: 0 3B: 0 HR: 4	SF: 0 SAC: 0 DP: 0 HBP: 1	WP: 0 PB: 0 SB: 1 CS: 0	PA: 45			
<b>PITCHER</b>	IP WLS BF H R ER SO BB IBB HBP BLK WP HR S P ERA WHIP	IP WLS BF H R ER SO BB IBB HBP BLK WP HR S P ERA WHIP	IP WLS BF H R ER SO BB IBB HBP BLK WP HR S P ERA WHIP	IP WLS BF H R ER SO BB IBB HBP BLK WP HR S P ERA WHIP	IP WLS BF H R ER SO BB IBB HBP BLK WP HR S P ERA WHIP	IP WLS BF H R ER SO BB IBB HBP BLK WP HR S P ERA WHIP	IP WLS BF H R ER SO BB IBB HBP BLK WP HR S P ERA WHIP	IP WLS BF H R ER SO BB IBB HBP BLK WP HR S P ERA WHIP	IP WLS BF H R ER SO BB IBB HBP BLK WP HR S P ERA WHIP	IP WLS BF H R ER SO BB IBB HBP BLK WP HR S P ERA WHIP	IP WLS BF H R ER SO BB IBB HBP BLK WP HR S P ERA WHIP	IP WLS BF H R ER SO BB IBB HBP BLK WP HR S P ERA WHIP	IP WLS BF H R ER SO BB IBB HBP BLK WP HR S P ERA WHIP	IP WLS BF H R ER SO BB IBB HBP BLK WP HR S P ERA WHIP	IP WLS BF H R ER SO BB IBB HBP BLK WP HR S P ERA WHIP	IP WLS BF H R ER SO BB IBB HBP BLK WP HR S P ERA WHIP	IP WLS BF H R ER SO BB IBB HBP BLK WP HR S P ERA WHIP	IP WLS BF H R ER SO BB IBB HBP BLK WP HR S P ERA WHIP	IP WLS BF H R ER SO BB IBB HBP BLK WP HR S P ERA WHIP	IP WLS BF H R ER SO BB IBB HBP BLK WP HR S P ERA WHIP	IP WLS BF H R ER SO BB IBB HBP BLK WP HR S P ERA WHIP	IP WLS BF H R ER SO BB IBB HBP BLK WP HR S P ERA WHIP	IP WLS BF H R ER SO BB IBB HBP BLK WP HR S P ERA WHIP	IP WLS BF H R ER SO BB IBB HBP BLK WP HR S P ERA WHIP	IP WLS BF H R ER SO BB IBB HBP BLK WP HR S P ERA WHIP	IP WLS BF H R ER SO BB IBB HBP BLK WP HR S P ERA WHIP	IP WLS BF H R ER SO BB IBB HBP BLK WP HR S P ERA WHIP

Miami Marlins @ Washington Nationals  
Nationals Park, Washington, DC  
Sat Sep 08 2012, 1:08 PM - 6:59 PM EDT  
Att: 28,860 - Partly Cloudy - 83 F

AB 40  
R 7  
H 12  
RBI 7  
BB 4  
SO 10  
LOB 16





Batter	1	2	3	4	5	6	7	8	9	AB	R	H	RBI	BB	SO	LOB	TOP					
11 Bryan Petersen, L (1,7) OBP: 0.303, SLG: 0.274										5	2	2	1	0	2	2	<b>Miami Marlins @ Washington Nationals</b> Nationals Park, Washington, DC Sun Sep 09 2012, 1:37 PM - 4:34 PM EDT Att: 24,396 - Partly Cloudy - 74 F					
20 Justin Ruggiano, R (1,8) OBP: 0.384, SLG: 0.563										4	0	2	1	1	0	2						
7 José Reyes, S (1,6) OBP: 0.345, SLG: 0.435										4	0	0	0	1	0	4						
27 Giancarlo Stanton, R (1,9) OBP: 0.354, SLG: 0.602										4	2	2	1	0	2	2						
45 Carlos Lee, R (1,3)										5	0	1	1	0	0	3						
29 Greg Dobbs, L (1,5) OBP: 0.327, SLG: 0.402										4	1	3	0	0	0	2						
22 Donnie Murphy, R (8,PH) OBP: 0.275, SLG: 0.370										3	2	1	1	1	1	1						
17 Donovan Solano, R (1,4) OBP: 0.354, SLG: 0.354										5	1	2	1	0	0	2						
19 Rob Brantly, L (1,2) OBP: 0.361, SLG: 0.481										4	0	1	2	1	0	3						
47 Ricky Nolasco, R (1,1) OBP: 0.236, SLG: 0.235																						
<b>Inning Stats</b>	R: 0 E: 0 K: 1 S: 9	H: 0 LOB: 0 BB: 1 P: 15	R: 3 E: 0 K: 1 S: 16	H: 4 LOB: 1 BB: 20 P: 25	R: 0 E: 0 K: 0 S: 7	H: 1 LOB: 2 BB: 0 P: 10	R: 2 E: 0 K: 0 S: 11	H: 2 LOB: 1 BB: 1 P: 20	R: 1 E: 0 K: 0 S: 8	H: 2 LOB: 1 BB: 0 P: 12	R: 0 E: 0 K: 1 S: 6	H: 0 LOB: 1 BB: 1 P: 12	R: 1 E: 0 K: 1 S: 11	H: 3 LOB: 2 BB: 0 P: 18	R: 1 E: 0 K: 2 S: 16	H: 2 LOB: 2 BB: 1 P: 34	R: 0 E: 0 K: 0 S: 7	H: 0 LOB: 0 BB: 0 P: 8	1B: 10 2B: 3 HR: 1	SF: 1 SAC: 0 DP: 1 HBP: 1	WP: 1 PB: 0 SB: 1 CS: 0	PA: 45
<b>PITCHER</b>	IP WLS BF H R ER SO BB IBB HBP BLK WP HR S P ERA WHIP	4.2 L 25 9 6 6 2 2 0 0 0 0 0 50 80 11.57 2.357	5.1 1.1 5 0 0 0 1 1 0 0 0 0 1 11 14 0.00 0.750	7.1 1.0 6 3 1 1 1 0 0 0 0 1 11 18 9.00 3.000	8.1 1.0 6 2 1 1 2 1 0 0 0 1 0 16 34 9.00 3.000	9.1 1.0 3 0 0 0 0 0 0 0 0 0 0 7 8 0.00 0.000																

Batter	1	2	3	4	5	6	7	8	9	AB	R	H	RBI	BB	SO	LOB	BOTTOM			
1 Steve Lombardozzi, S (1,4) OBP: 0.325, SLG: 0.359										4	0	1	0	0	1	0	<b>Miami Marlins @ Washington Nationals</b> Nationals Park, Washington, DC Sun Sep 09 2012, 1:37 PM - 4:34 PM EDT Att: 24,396 - Partly Cloudy - 74 F			
34 Bryce Harper, L (1,8) OBP: 0.331, SLG: 0.454										3	0	1	0	1	0	0				
28 Jayson Werth, R (1,9) OBP: 0.390, SLG: 0.464										3	0	0	0	0	0	1				
2 Roger Bernadina, L (7,PR) OBP: 0.378, SLG: 0.410										1	0	0	0	0	0	2				
25 Adam LaRoche, L (1,3) OBP: 0.342, SLG: 0.507										3	0	0	0	0	1	1				
7 Mark DeRosa, R (8,3) OBP: 0.277, SLG: 0.203										1	0	0	0	0	0	2				
38 Michael Morse, R (1,7) OBP: 0.320, SLG: 0.452										3	0	1	0	0	1	0				
18 Chad Tracy, L (1,5) OBP: 0.380, SLG: 0.493										3	0	1	0	0	0	1				
8 Danny Espinosa, S (1,6) OBP: 0.322, SLG: 0.417										3	0	0	0	0	1	1				
24 Kurt Suzuki, R (1,2) OBP: 0.270, SLG: 0.312										3	0	0	0	0	0	1				
41 Sandy León, S (9,2) OBP: 0.344, SLG: 0.321										1	0	0	0	0	0	0				
<b>Inning Stats</b>	R: 0 E: 0 K: 1 S: 5	H: 0 LOB: 0 BB: 1 P: 11	R: 0 E: 0 K: 0 S: 9	H: 0 LOB: 0 BB: 0 P: 14	R: 0 E: 0 K: 2 S: 9	H: 0 LOB: 0 BB: 0 P: 14	R: 0 E: 0 K: 0 S: 6	H: 0 LOB: 0 BB: 0 P: 9	R: 0 E: 0 K: 1 S: 7	H: 1 LOB: 1 BB: 0 P: 9	R: 0 E: 0 K: 1 S: 11	H: 0 LOB: 1 BB: 0 P: 19	R: 0 E: 0 K: 1 S: 16	H: 1 LOB: 1 BB: 0 P: 21	R: 0 E: 0 K: 0 S: 12	H: 2 LOB: 2 BB: 0 P: 15	1B: 3 2B: 1 HR: 0	SF: 0 SAC: 0 DP: 2 HBP: 0	WP: 0 PB: 0 SB: 0 CS: 0	PA: 31
<b>PITCHER</b>	IP WLS BF H R ER SO BB IBB HBP BLK WP HR S P ERA WHIP	9.0 W 31 4 0 0 6 1 0 0 0 0 0 82 121 0.00 0.556																		





Batter	1	2	3	4	5	6	7	8	9	AB	R	H	RBI	BB	SO	LOB	TOP			
28 Jayson Werth, R (1,9) OBP: 0.388, SLG: 0.458										3	0	0	0	1	0	0	<p>Washington Nationals @ New York Mets Citi Field, Flushing, NY Mon Sep 10 2012, 7:13 PM - 10:10 PM EDT Att: 21,923 - Partly Cloudy - 69 F</p> <p>livebaseballscores.com</p>			
34 Bryce Harper, L (1,8) OBP: 0.333, SLG: 0.452										2	1	0	0	2	0	1				
11 Ryan Zimmerman, R (1,5) OBP: 0.352, SLG: 0.477										4	1	1	2	0	2	2				
25 Adam LaRoche, L (1,3) OBP: 0.342, SLG: 0.507										4	0	1	0	0	1	1				
38 Michael Morse, R (1,7) OBP: 0.319, SLG: 0.450										4	1	1	0	0	1	1				
36 Tyler Clippard, R (9,1)										0	0	0	0	0	0	0				
20 Ian Desmond, R (1,6) OBP: 0.328, SLG: 0.515										4	1	1	2	0	1	1				
8 Danny Espinosa, S (1,4) OBP: 0.321, SLG: 0.415										3	0	0	0	1	1	1				
24 Kurt Suzuki, R (1,2) OBP: 0.270, SLG: 0.320										4	1	1	1	0	3	1				
47 Gio González, R (1,1) OBP: 0.115, SLG: 0.169										2	0	0	0	0	0	0				
2 Roger Bernadina, L (7,PH) OBP: 0.377, SLG: 0.408										1	0	0	0	0	0	0				
52 Ryan Mattheus, R (7,1)										0	0	0	0	0	0	0				
22 Drew Storen, S (8,1)										0	0	0	0	0	0	0				
10 Corey Brown, L (9,7) OBP: 0.211, SLG: 0.421										0	0	0	0	0	0	0				
<b>Inning Stats</b>	R: 0 E: 0 K: 1 S: 8	H: 0 LOB: 1 BB: 1 P: 17	R: 0 E: 0 K: 1 S: 10	H: 1 LOB: 1 BB: 0 P: 16	R: 3 E: 0 K: 0 S: 16	H: 2 LOB: 0 BB: 1 P: 24	R: 2 E: 0 K: 1 S: 13	H: 2 LOB: 0 BB: 1 P: 19	R: 0 E: 0 K: 2 S: 10	H: 0 LOB: 1 BB: 1 P: 20	R: 0 E: 0 K: 0 S: 10	H: 0 LOB: 0 BB: 0 P: 18	R: 0 E: 0 K: 0 S: 5	H: 0 LOB: 0 BB: 0 P: 9	R: 0 E: 0 K: 2 S: 8	H: 0 LOB: 0 BB: 0 P: 14	1B: 1 2B: 2 3B: 0 HR: 3	SF: 0 SAC: 0 DP: 1 HBP: 0	WP: 0 PB: 0 CS: 1	PA: 35
<b>PITCHER</b>	IP WLS BF H R ER SO	IP WLS BF H R ER SO	IP WLS BF H R ER SO	IP WLS BF H R ER SO	IP WLS BF H R ER SO	IP WLS BF H R ER SO	IP WLS BF H R ER SO	IP WLS BF H R ER SO	IP WLS BF H R ER SO	IP WLS BF H R ER SO	IP WLS BF H R ER SO	IP WLS BF H R ER SO	IP WLS BF H R ER SO	IP WLS BF H R ER SO	IP WLS BF H R ER SO	IP WLS BF H R ER SO	ERA WHIP	ERA WHIP		
36 Collin McHugh, R (1,1) ERA: 3.6	4.0 L	18 5	5 5	2 2	3 3	2 2	0 0	0 0	0 0	0 0	0 0	0 0	0 0	0 0	0 0	0 0	4.50	1.750		
62 Elvin Ramirez, R (5,1) ERA: 5.45	2.0	8	0	0	0	4	2	0	0	0	0	0	0	0	0	0	0.00	1.000		
52 Ramon E Ramirez, R (7,1) ERA: 4.24	1.0	3	0	0	0	0	0	0	0	0	0	0	0	0	0	0	0.00	0.000		
27 Jeury Familia, R (8,1) ERA: 4.5	2.0	6	0	0	0	2	0	0	0	0	0	0	0	0	0	0	0.00	0.000		

Batter	1	2	3	4	5	6	7	8	9	AB	R	H	RBI	BB	SO	LOB	BOTTOM					
11 Rubén Tejada, R (1,6) OBP: 0.340, SLG: 0.360										2	0	1	0	2	0	0	<p>Washington Nationals @ New York Mets Citi Field, Flushing, NY Mon Sep 10 2012, 7:13 PM - 10:10 PM EDT Att: 21,923 - Partly Cloudy - 69 F</p> <p>livebaseballscores.com</p>					
13 Ronny Cedeno, R (1,4) OBP: 0.347, SLG: 0.432										2	0	0	0	1	1	2						
28 Daniel Murphy, L (8,PH) OBP: 0.333, SLG: 0.404										1	0	1	0	0	0	0						
5 David Wright, R (1,5) OBP: 0.401, SLG: 0.497										3	0	1	0	1	1	3						
12 Scott Hairston, R (1,9) OBP: 0.306, SLG: 0.505										4	1	1	1	0	1	4						
29 Ike Davis, L (1,3) OBP: 0.303, SLG: 0.446										3	0	0	0	1	2	2						
6 Kelly Shoppach, R (1,2) OBP: 0.327, SLG: 0.473										3	0	0	0	0	0	1						
1 Jordany Valdespin, L (9,PH) OBP: 0.285, SLG: 0.444										1	0	0	0	0	0	0						
44 Jason Bay, R (1,7) OBP: 0.241, SLG: 0.293										4	0	0	0	0	1	1						
56 Andres Torres, S (1,8) OBP: 0.324, SLG: 0.322										3	0	1	0	0	0	0						
15 Fred Lewis, L (9,PH) OBP: 0.324, SLG: 0.322										1	0	0	0	0	0	0						
36 Collin McHugh, R (1,1) Justin Turner, R (4,PH) 62 Elvin Ramirez, R (5,1) 52 Ramon E Ramirez, R (7,1) 23 Mike Baxter, L (7,PH) 27 Jeury Familia, R (8,1)										1	0	0	0	0	0	0						
<b>Inning Stats</b>	R: 0 E: 0 K: 0 S: 8	H: 0 LOB: 1 BB: 2 P: 17	R: 0 E: 0 K: 2 S: 7	H: 0 LOB: 0 BB: 0 P: 9	R: 0 E: 0 K: 2 S: 11	H: 0 LOB: 2 BB: 2 P: 24	R: 1 E: 0 K: 0 S: 13	H: 2 LOB: 1 BB: 1 P: 26	R: 0 E: 0 K: 1 S: 12	H: 1 LOB: 0 BB: 0 P: 16	R: 0 E: 0 K: 1 S: 7	H: 0 LOB: 0 BB: 0 P: 12	R: 0 E: 0 K: 0 S: 7	H: 0 LOB: 0 BB: 0 P: 10	R: 0 E: 0 K: 1 S: 9	H: 2 LOB: 1 BB: 0 P: 17	R: 0 E: 0 K: 1 S: 6	H: 0 LOB: 0 BB: 0 P: 6	1B: 3 2B: 1 3B: 0 HR: 1	SF: 0 SAC: 0 DP: 2 HBP: 0	WP: 0 PB: 0 CS: 0	PA: 35
<b>PITCHER</b>	IP WLS BF H R ER SO	IP WLS BF H R ER SO	IP WLS BF H R ER SO	IP WLS BF H R ER SO	IP WLS BF H R ER SO	IP WLS BF H R ER SO	IP WLS BF H R ER SO	IP WLS BF H R ER SO	IP WLS BF H R ER SO	IP WLS BF H R ER SO	IP WLS BF H R ER SO	IP WLS BF H R ER SO	IP WLS BF H R ER SO	IP WLS BF H R ER SO	IP WLS BF H R ER SO	IP WLS BF H R ER SO	ERA WHIP	ERA WHIP				
47 Gio González, L (1,1) ERA: 2.93	6.0 W	25 3	1 1	6 6	5 5	0 0	0 0	0 0	0 0	0 0	0 0	0 0	0 0	0 0	0 0	0 0	1.50	1.333				
52 Ryan Mattheus, R (7,1) ERA: 2.49	1.0	3	0	0	0	0	0	0	0	0	0	0	0	0	0	0	0.00	0.000				
22 Drew Storen, R (8,1) ERA: 3.1	1.0	4	2	0	0	1	0	0	0	0	0	0	0	0	0	0	0.00	2.000				
36 Tyler Clippard, R (9,1) ERA: 3.09	1.0	3	0	0	0	1	0	0	0	0	0	0	0	0	0	0	0.00	0.000				

AB	31
R	5
H	5
RBI	5
BB	4
SO	9
LOB	8



AB	30
R	1
H	5
RBI	1
BB	5
SO	8
LOB	15









Batter	1	2	3	4	5	6	7	8	9	AB	R	H	RBI	BB	SO	LOB	TOP			
28 Jayson Werth, R OBP: 0.399, SLG: 0.457										3	0	0	0	2	2	1	<p>Washington Nationals @ New York Mets Citi Field, Flushing, NY Wed Sep 12 2012, 7:13 PM - 10:24 PM EDT Att: 21,205 - Clear - 71 F</p> <p>livebaseballscorecards.com</p> <p>AB 32 R 2 H 7 RBI 2 BB 5 SO 11 LOB 19</p>			
34 Bryce Harper, L OBP: 0.335, SLG: 0.454										4	0	0	0	0	2	2				
11 Ryan Zimmerman, R OBP: 0.354, SLG: 0.481										2	1	1	1	2	1	0				
25 Adam LaRoche, L OBP: 0.341, SLG: 0.503										4	0	1	0	0	1	3				
20 Ian Desmond, R OBP: 0.331, SLG: 0.522										3	1	2	1	1	1	0				
2 Roger Bernadina, L OBP: 0.378, SLG: 0.408										2	0	1	0	0	0	1				
57 Tyler Moore, R OBP: 0.340, SLG: 0.529										2	0	0	0	0	1	3				
24 Kurt Suzuki, R OBP: 0.269, SLG: 0.319										4	0	0	0	0	1	5				
1 Steve Lombardozzi, S OBP: 0.325, SLG: 0.357										4	0	1	0	0	0	3				
31 John Lannan, L ERA: 2.41										2	0	0	0	0	0	1				
7 Mark DeRosa, R ERA: 2.97										2	0	0	0	0	0	0				
35 Craig Stammen, R ERA: 2.42										2	0	0	0	0	0	0				
32 Ryan Mattheus, R ERA: 2.44										2	0	0	0	0	0	0				
18 Chad Tracy, L ERA: 2.44										2	0	0	0	0	0	0				
17 Sean Burnett, L ERA: 2.45										2	0	0	0	0	0	0				
22 Drew Storen, S ERA: 2.94										2	0	0	0	0	0	0				
<b>Inning Stats</b>	R: 0 E: 0 K: 3 S: 9	H: 0 LOB: 0 BB: 0 P: 14	R: 0 E: 0 K: 2 S: 14	H: 1 LOB: 1 BB: 0 P: 22	R: 0 E: 0 K: 1 S: 10	H: 0 LOB: 1 BB: 1 P: 17	R: 0 E: 0 K: 1 S: 11	H: 2 LOB: 1 BB: 0 P: 17	R: 0 E: 0 K: 3 S: 17	H: 1 LOB: 3 BB: 2 P: 22	R: 0 E: 0 K: 0 S: 6	H: 1 LOB: 3 BB: 2 P: 16	R: 1 E: 0 K: 1 S: 10	H: 1 LOB: 0 BB: 0 P: 13	R: 0 E: 0 K: 0 S: 8	H: 0 LOB: 0 BB: 0 P: 13	1B: 5 2B: 0 3B: 0 HR: 2	SF: 0 SAC: 1 DP: 1 HBP: 0	WP: 1 PB: 0 CS: 0	PA: 38
<b>PITCHER</b>	IP: 5.0 WLS: L BF: 23	H: 5 R: 1 ER: 1 SO: 10	BB: 3 IBB: 0 HBP: 0 BLK: 0	WP: 1 HR: 1 S: 66 P: 106	ERA: 1.80 WHIP: 1.600	IP: 1.0 WLS: S BF: 3	H: 0 R: 0 ER: 0 SO: 0	BB: 0 IBB: 0 HBP: 0 BLK: 0	WP: 0 HR: 0 S: 8 P: 13	ERA: 0.00 WHIP: 0.000										
33 Matt Harvey, R ERA: 2.92	5.0	L	23	5	1	1	10	3	0	0	0	0	1	1	66	106	1.80	1.600		
73 Robert Carson, L ERA: 5.23	1.0	3	0	0	0	0	0	0	0	0	0	0	0	4	8	0.00	0.000			
39 Bobby Parnell, R ERA: 2.97	0.1	4	1	0	0	0	0	2	0	0	0	0	0	5	15	0.00	9.000			
45 Justin Hampson, L ERA: 2.7	0.2	1	0	0	0	0	0	0	0	0	0	0	0	1	1	0.00	0.000			
60 Jon Rauch, R ERA: 2.94	1.0	4	1	1	1	1	1	0	0	0	0	0	0	1	10	9.00	1.000			

Batter	1	2	3	4	5	6	7	8	9	AB	R	H	RBI	BB	SO	LOB	BOTTOM					
11 Rubén Tejada, R OBP: 0.340, SLG: 0.359										4	0	0	0	0	0	1	<p>Washington Nationals @ New York Mets Citi Field, Flushing, NY Wed Sep 12 2012, 7:13 PM - 10:24 PM EDT Att: 21,205 - Clear - 71 F</p> <p>livebaseballscorecards.com</p> <p>AB 33 R 0 H 8 RBI 0 BB 1 SO 3 LOB 19</p>					
13 Ronny Cedeno, R OBP: 0.347, SLG: 0.430										2	0	0	0	0	0	1						
1 Jordany Valdespin, L OBP: 0.286, SLG: 0.442										2	0	1	0	0	0	0						
5 David Wright, R OBP: 0.401, SLG: 0.495										4	0	2	0	0	0	2						
12 Scott Hairston, R OBP: 0.305, SLG: 0.509										4	0	0	0	0	1	2						
21 Lucas Duda, L OBP: 0.332, SLG: 0.389										3	0	2	0	1	0	0						
6 Kelly Shoppach, R OBP: 0.330, SLG: 0.471										3	0	1	0	0	2	1						
44 Jason Bay, R OBP: 0.235, SLG: 0.285										2	0	0	0	0	0	2						
29 Ike Davis, L OBP: 0.304, SLG: 0.442										2	0	0	0	0	0	4						
56 Andres Torres, S OBP: 0.324, SLG: 0.321										4	0	2	0	0	0	2						
33 Matt Harvey, R ERA: 2.41										1	0	0	0	0	0	2						
39 Bobby Parnell, R ERA: 2.97										1	0	0	0	0	0	2						
15 Fred Lewis, L ERA: 2.42										1	0	0	0	0	0	2						
48 Frank Francisco, R ERA: 5.66										1	0	0	0	0	0	2						
28 Drew Storen, S ERA: 2.94										1	0	0	0	0	0	2						
<b>Inning Stats</b>	R: 0 E: 0 K: 1 S: 12	H: 1 LOB: 1 BB: 0 P: 18	R: 0 E: 0 K: 0 S: 6	H: 2 LOB: 2 BB: 0 P: 8	R: 0 E: 1 K: 0 S: 5	H: 0 LOB: 0 BB: 0 P: 10	R: 0 E: 0 K: 1 S: 7	H: 0 LOB: 0 BB: 0 P: 13	R: 0 E: 0 K: 0 S: 8	H: 1 LOB: 1 BB: 0 P: 15	R: 0 E: 0 K: 0 S: 14	H: 1 LOB: 3 BB: 1 P: 23	R: 0 E: 0 K: 0 S: 7	H: 0 LOB: 0 BB: 0 P: 9	R: 0 E: 0 K: 0 S: 8	H: 1 LOB: 0 BB: 0 P: 14	R: 0 E: 0 K: 1 S: 11	H: 2 LOB: 2 BB: 0 P: 16	1B: 8 2B: 0 3B: 0 HR: 0	SF: 0 SAC: 1 DP: 1 HBP: 1	WP: 0 PB: 0 CS: 1	PA: 36
<b>PITCHER</b>	IP: 5.2 WLS: W BF: 23	H: 5 R: 0 ER: 0 SO: 2	BB: 1 IBB: 0 HBP: 0 BLK: 0	WP: 0 HR: 0 S: 49 P: 105	ERA: 1.059	IP: 0.1 WLS: S BF: 1	H: 0 R: 0 ER: 0 SO: 0	BB: 0 IBB: 0 HBP: 0 BLK: 0	WP: 0 HR: 0 S: 1 P: 2	ERA: 0.00 WHIP: 0.000												
31 John Lannan, L ERA: 2.41	5.2	W	23	5	0	0	2	1	0	0	0	0	0	0	49	105	1.059					
56 Christian Garcia, R ERA: 1.69	0.1	H	2	0	0	0	0	0	0	0	0	0	0	3	6	0.00	0.000					
35 Craig Stammen, R ERA: 2.42	1.0	H	3	0	0	0	0	0	0	0	0	0	0	7	9	0.00	0.000					
52 Ryan Mattheus, R ERA: 2.44	1.0	H	3	1	0	0	0	0	0	0	0	0	0	8	14	0.00	1.000					
17 Sean Burnett, L ERA: 2.45	0.2	H	4	2	0	0	1	0	0	0	0	0										



Batter	1	2	3	4	5	6	7	8	9	AB	R	H	RBI	BB	SO	LOB	TOP										
28 Jayson Werth, R OBP: 0.397, SLG: 0.458										4	0	1	0	0	1	0	Washington Nationals @ Atlanta Braves Turner Field, Atlanta, GA Fri Sep 14 2012, 7:38 PM - 10:22 PM EDT Att: 41,797 - Partly Cloudy - 79 F										
34 Bryce Harper, L OBP: 0.338, SLG: 0.462										3	1	2	1	1	1	0											
11 Ryan Zimmerman, R (1.5)										4	0	0	0	0	2	3											
25 Adam LaRoche, L (1.3)										4	0	1	0	0	2	1											
20 Ian Desmond, R (1.6)										4	0	0	0	0	2	1											
8 Danny Espinosa, S (1.4)										4	0	0	0	0	4	1											
2 Roger Bernadina, L (1.7)										3	0	0	0	0	2	1											
24 Kurt Suzuki, R (1.2)										3	0	1	0	0	0	0											
48 Ross Detwiler, R (1.1)										2	0	0	0	0	2	0											
10 Corey Brown, L (7. PH)										1	0	0	0	0	1	1											
52 Ryan Mattheus, R (7.1)										0	0	0	0	0	0	0											
51 Michael Gonzalez, R (7.1)										0	0	0	0	0	0	0											
22 Drew Storen, S (8.1)										0	0	0	0	0	0	0											
17 Sean Burnett, L (8.1)										0	0	0	0	0	0	0											
<b>Inning Stats</b>	R: 0 H: 1 E: 0 K: 3 S: 14	H: 1 LOB: 1 BB: 0 P: 22	R: 0 H: 0 E: 0 K: 2 S: 8	H: 0 LOB: 0 BB: 0 P: 11	R: 0 H: 1 E: 0 K: 1 S: 8	H: 1 LOB: 2 BB: 1 P: 15	R: 0 H: 1 E: 0 K: 3 S: 12	H: 1 LOB: 1 BB: 0 P: 16	R: 0 H: 0 E: 0 K: 1 S: 7	H: 0 LOB: 0 BB: 0 P: 8	R: 1 H: 1 E: 0 K: 1 S: 7	H: 1 LOB: 0 BB: 0 P: 8	R: 0 H: 1 E: 0 K: 2 S: 11	H: 1 LOB: 1 BB: 0 P: 16	R: 0 H: 0 E: 0 K: 1 S: 8	H: 0 LOB: 0 BB: 0 P: 12	R: 0 H: 0 E: 0 K: 3 S: 10	H: 0 LOB: 0 BB: 0 P: 10	1B: 3 2B: 1 3B: 0 HR: 1	SF: 0 SAC: 0 DP: 0 HBP: 0	WP: 0 PB: 0 SB: 0 CS: 0	PA: 33					
<b>PITCHER</b>	IP	WLS	BF	H	R	ER	SO	BB	IBB	HBP	BLK	WP	HR	S	P	ERA	WHIP										
54 Kris Medlen, R (1.1)	7.0		27	5	1	1	13	1	0	0	0	0	1	67	96	1.29	0.857										
34 Eric O'Flaherty, L (8.1)	1.0		3	0	0	0	1	0	0	0	0	0	0	8	12	0.00	0.000										
46 Craig Kimbrel, R (9.1)	1.0	W	3	0	0	0	3	0	0	0	0	0	0	10	10	0.00	0.000										

Batter	1	2	3	4	5	6	7	8	9	AB	R	H	RBI	BB	SO	LOB	BOTTOM										
11 Reed Johnson, R (1.8)										3	0	1	0	0	0	0	Washington Nationals @ Atlanta Braves Turner Field, Atlanta, GA Fri Sep 14 2012, 7:38 PM - 10:22 PM EDT Att: 41,797 - Partly Cloudy - 79 F										
13 Jose Constanza, L (7. PH)										0	0	0	0	1	0	0											
34 Eric O'Flaherty, L (8.1)										0	0	0	0	0	0	0											
46 Craig Kimbrel, R (9.1)										1	0	0	0	0	0	1											
1 Tyler Pastornicky, R (9. PH)										4	0	3	0	0	0	1											
14 Martin Prado, R (1.7)										4	0	1	0	0	1	3											
22 Jason Heyward, L (1.9)										4	0	1	0	0	1	3											
10 Chipper Jones, S (1.5)										4	0	1	0	0	1	3											
5 Freddie Freeman, L (1.3)										4	1	1	0	0	1	4											
26 Dan Uggla, R (1.4)										3	0	0	0	1	0	0											
8 David Ross, R (1.2)										3	0	0	0	0	2	2											
27 Lyle Overbay, L (9. PH)										1	0	0	0	0	0	0											
2 Jeff Baker, R (9. PH)										3	1	2	1	0	0	0											
19 Andrelton Simmons, R (1.6)										3	1	2	1	0	0	0											
54 Kris Medlen, S (1.1)										2	0	0	0	0	2	2											
24 Michael Bourn, L (7. PH)										2	0	1	0	0	0	0											
<b>Inning Stats</b>	R: 0 H: 2 E: 0 K: 0 S: 9	H: 1 LOB: 2 BB: 0 P: 15	R: 0 H: 1 E: 0 K: 2 S: 11	H: 1 LOB: 1 BB: 0 P: 14	R: 0 H: 1 E: 0 K: 1 S: 10	H: 1 LOB: 1 BB: 1 P: 14	R: 1 H: 1 E: 0 K: 1 S: 18	H: 1 LOB: 1 BB: 1 P: 27	R: 0 H: 2 E: 0 K: 0 S: 14	H: 2 LOB: 2 BB: 0 P: 16	R: 0 H: 0 E: 0 K: 1 S: 6	H: 0 LOB: 0 BB: 0 P: 8	R: 0 H: 1 E: 0 K: 1 S: 10	H: 1 LOB: 1 BB: 1 P: 19	R: 0 H: 0 E: 0 K: 1 S: 8	H: 0 LOB: 0 BB: 0 P: 12	R: 1 H: 2 E: 1 K: 0 S: 6	H: 2 LOB: 2 BB: 0 P: 7	1B: 8 2B: 2 3B: 0 HR: 0	SF: 1 SAC: 0 DP: 0 HBP: 0	WP: 0 PB: 0 SB: 0 CS: 1	PA: 37					
<b>PITCHER</b>	IP	WLS	BF	H	R	ER	SO	BB	IBB	HBP	BLK	WP	HR	S	P	ERA	WHIP										
48 Ross Detwiler, L (1.1)	6.0		26	7	1	1	5	1	0	0	0	0	0	68	94	1.50	1.333										
52 Ryan Mattheus, R (7.1)	0.2		3	1	0	0	0	1	0	0	0	0	0	7	15	0.00	3.000										
51 Michael Gonzalez, L (7.1)	1.0		3	0	0	0	2	0	0	0	0	0	0	9	13	0.00	0.000										
22 Drew Storen, R (8.1)	0.1		1	0	0	0	0	0	0	0	0	0	0	2	3	0.00	0.000										
17 Sean Burnett, L (9.1)	0.1	L	4	2	1	0	0	0	0	0	0	0	0	6	7	0.00	6.000										



Batter	1	2	3	4	5	6	7	8	9	AB	R	H	RBI	BB	SO	LOB	TOP				
28 Jayson Werth, R OBP: 0.399, SLG: 0.458										4	1	2	0	0	0	1					
34 Bryce Harper, L OBP: 0.335, SLG: 0.458										4	0	0	0	0	2	4					
11 Ryan Zimmerman, R OBP: 0.349, SLG: 0.474										4	0	0	0	0	2	1					
25 Adam LaRoche, L OBP: 0.340, SLG: 0.505										4	1	1	2	0	0	0					
20 Ian Desmond, R OBP: 0.328, SLG: 0.518										4	0	1	0	0	0	0					
8 Danny Espinosa, S OBP: 0.317, SLG: 0.410										4	0	0	0	0	4	1					
26 Jesus Flores, R OBP: 0.260, SLG: 0.345										2	1	0	0	1	0	0					
18 Chad Tracy, L OBP: 0.371, SLG: 0.500										4	1	1	0	0	2	2					
55 Eury Pérez, R OBP: 0.371, SLG: 0.500										2	0	0	0	0	1	1					
1 Steve Lombardozzi, S OBP: 0.324, SLG: 0.356										0	0	0	0	0	0	0					
Inning Stats	R: 2 H: 2 E: 0 K: 2 S: 12	H: 2 R: 2 ER: 2 LOB: 0 BB: 0 P: 21	R: 2 H: 1 E: 2 K: 2 S: 19	H: 1 R: 1 ER: 1 LOB: 1 BB: 1 P: 29	R: 0 H: 1 E: 0 K: 1 S: 8	H: 1 R: 1 ER: 0 LOB: 0 BB: 0 P: 13	R: 0 H: 1 E: 0 K: 1 S: 8	H: 1 R: 1 ER: 0 LOB: 0 BB: 0 P: 11	R: 0 H: 0 E: 0 K: 1 S: 7	H: 0 R: 0 ER: 0 LOB: 0 BB: 0 P: 10	R: 0 H: 2 E: 0 K: 1 S: 11	H: 2 R: 1 ER: 0 LOB: 2 BB: 0 P: 17	R: 0 H: 0 E: 0 K: 0 S: 5	H: 0 R: 0 ER: 0 LOB: 0 BB: 0 P: 5	R: 0 H: 1 E: 0 K: 3 S: 12	H: 1 R: 1 ER: 0 LOB: 2 BB: 0 P: 18	1B: 6 2B: 1 3B: 0 HR: 1	SF: 0 SAC: 0 DP: 0 HBP: 0	WP: 1 PB: 0 CS: 2 S: 1	PA: 37	
PITCHER	IP	WLS	BF	H	R	ER	SO	BB	IBB	HBP	BLK	WP	HR	S	P	ERA	WHIP				
48 Tommy Hanson, R ERA: 4.33	5.0		21	5	4	2	7	1	0	0	0	1	1	54	85	3.60	1.200				
39 Jonny Venters, L ERA: 3.59	1.2		6	1	0	0	2	0	0	0	0	0	0	16	23	0.00	0.600				
58 Peter Moylan, R ERA: 2.25	0.0		1	1	0	0	0	0	0	0	0	0	0	2	3	∞	∞				
43 Luis Avilán, L ERA: 1.92	0.1		1	0	0	0	0	0	0	0	0	0	0	1	1	0.00	0.000				
34 Eric O'Flaherty, L ERA: 1.92	1.0	W	3	0	0	0	0	0	0	0	0	0	0	5	5	0.00	0.000				
PITCHER	IP	WLS	BF	H	R	ER	SO	BB	IBB	HBP	BLK	WP	HR	S	P	ERA	WHIP				
46 Craig Kimbrel, R ERA: 1.14	1.0		4	1	0	0	3	0	0	0	0	0	0	12	18	0.00	1.000				

Washington Nationals @ Atlanta Braves  
Turner Field, Atlanta, GA  
Sat Sep 15 2012, 4:09 PM - 7:29 PM EDT  
Att: 38,763 - Cloudy - 84 F

AB 35  
R 4  
H 8  
RBI 2  
BB 1  
SO 12  
LOB 12



livebaseballscorecards.com

Washington Nationals @ Atlanta Braves  
Turner Field, Atlanta, GA  
Sat Sep 15 2012, 4:09 PM - 7:29 PM EDT  
Att: 38,763 - Cloudy - 84 F

AB 30  
R 5  
H 6  
RBI 5  
SO 9  
LOB 18



livebaseballscorecards.com







Batter	1	2	3	4	5	6	7	8	9	AB	R	H	RBI	BB	SO	LOB	TOP					
14 Mark Ellis, R OBP: 0.346, SLG: 0.370										4	0	1	0	1	1	2						
16 Andre Ethier, L OBP: 0.355, SLG: 0.468										5	1	1	0	0	1	3						
27 Matt Kemp, R OBP: 0.369, SLG: 0.523										4	0	1	0	1	1	1						
23 Adrián González, L OBP: 0.334, SLG: 0.455										4	0	1	0	0	2	4						
13 Hanley Ramirez, R OBP: 0.323, SLG: 0.449										4	0	2	1	0	1	1						
8 Shane Victorino, S OBP: 0.317, SLG: 0.372										3	0	0	0	1	0	3						
47 Luis Alfonso Cruz, R OBP: 0.329, SLG: 0.443										4	0	2	0	0	1	3						
17 A.J. Ellis, R OBP: 0.373, SLG: 0.402										3	0	0	0	0	1	3						
44 Aaron Harang, R ERA: 2.96										2	0	0	0	0	0	4						
38 Shawn Tolleson, R ERA: 4.41										0	0	0	0	0	0	0						
75 Paco Rodríguez, L ERA: 2.45										0	0	0	0	0	0	0						
55 Matt Guerrier, R ERA: 3.75										0	0	0	0	0	0	0						
28 Jamey Wright, R ERA: 3.43										0	0	0	0	0	0	0						
12 Bobby Abreu, L OBP: 0.343, SLG: 0.325										1	0	0	0	0	0	0						
<b>Inning Stats</b>	R: 0 E: 0 K: 1 S: 11	H: 0 LOB: 0 BB: 1 P: 16	R: 0 E: 0 K: 0 S: 14	H: 1 LOB: 3 BB: 1 P: 21	R: 1 E: 0 K: 2 S: 19	H: 3 LOB: 2 BB: 0 P: 24	R: 0 E: 0 K: 0 S: 11	H: 1 LOB: 1 BB: 0 P: 15	R: 0 E: 0 K: 0 S: 10	H: 0 LOB: 0 BB: 0 P: 14	R: 0 E: 0 K: 1 S: 11	H: 1 LOB: 1 BB: 0 P: 16	R: 0 E: 0 K: 2 S: 14	H: 1 LOB: 2 BB: 1 P: 22	R: 0 E: 0 K: 2 S: 9	H: 1 LOB: 1 BB: 0 P: 13	R: 0 E: 0 K: 0 S: 10	H: 1 LOB: 1 BB: 0 P: 16	1B: 5 2B: 4 3B: 0 HR: 0	SF: 0 SAC: 0 DP: 1 HBP: 1	WP: 0 PB: 0 SB: 2 CS: 0	PA: 39
<b>PITCHER</b>	IP WLS BF H R ER SO BB IBB HBP BLK WP HR S P ERA WHIP																					
27 Jordan Zimmermann, R ERA: 2.54	6.0 W 26 6 1 1 4 2 0 1 0 0 0 0 76 106 1.50 1.333																					
52 Ryan Mattheus, R ERA: 2.54	7.1 0.1 H 2 1 0 0 0 0 0 0 0 0 0 0 5 8 0.00 3.000																					
17 Sean Burnett, L ERA: 2.55	7.1 0.2 H 3 0 0 0 2 1 0 0 0 0 0 0 9 14 0.00 1.500																					
22 Drew Storen, R ERA: 2.7	8.1 1.0 H 4 1 0 0 2 0 0 0 0 0 0 0 9 13 0.00 1.000																					
36 Tyler Clippard, R ERA: 3.14	9.1 1.0 S 4 1 0 0 0 0 0 0 0 0 0 0 10 16 0.00 1.000																					
<b>Batter</b>	1	2	3	4	5	6	7	8	9	AB	R	H	RBI	BB	SO	LOB	BOTTOM					
28 Javson Werth, R OBP: 0.391, SLG: 0.445										3	0	0	0	1	0	2						
34 Bryce Harper, L OBP: 0.334, SLG: 0.460										4	1	1	0	0	1	2						
11 Ryan Zimmerman, R OBP: 0.351, SLG: 0.476										4	0	2	1	0	0	0						
25 Adam LaRoche, L OBP: 0.342, SLG: 0.505										2	0	1	0	2	0	1						
38 Michael Morse, R OBP: 0.314, SLG: 0.441										4	1	1	0	0	1	4						
20 Ian Desmond, R OBP: 0.329, SLG: 0.517										4	1	1	0	0	0	2						
8 Danny Espinosa, S OBP: 0.316, SLG: 0.409										4	0	2	0	0	1	1						
24 Kurt Suzuki, R OBP: 0.273, SLG: 0.320										3	0	2	1	0	0	0						
27 Jordan Zimmermann, R ERA: 2.96										1	0	0	0	0	0	1						
2 Roger Bernadina, L ERA: 3.75										0	0	0	0	0	0	0						
57 Tyler Moore, R ERA: 3.75										0	0	0	0	0	0	0						
52 Ryan Mattheus, R ERA: 2.54										0	0	0	0	0	0	0						
17 Sean Burnett, L ERA: 2.55										0	0	0	0	0	0	0						
22 Drew Storen, S ERA: 2.7										0	0	0	0	0	0	0						
18 Chad Tracy, L OBP: 0.297, SLG: 0.394										0	0	0	0	0	0	0						
36 Tyler Clippard, R ERA: 3.14										0	0	0	0	0	0	0						
<b>Inning Stats</b>	R: 0 E: 0 K: 1 S: 11	H: 1 LOB: 1 BB: 0 P: 20	R: 1 E: 0 K: 0 S: 11	H: 2 LOB: 1 BB: 0 P: 15	R: 0 E: 0 K: 1 S: 10	H: 1 LOB: 2 BB: 1 P: 21	R: 0 E: 0 K: 0 S: 13	H: 2 LOB: 2 BB: 0 P: 19	R: 1 E: 0 K: 0 S: 13	H: 1 LOB: 0 BB: 1 P: 21	R: 0 E: 0 K: 0 S: 14	H: 1 LOB: 1 BB: 0 P: 21	R: 0 E: 0 K: 1 S: 9	H: 0 LOB: 0 BB: 0 P: 12	1B: 6 2B: 3 3B: 1 HR: 0	SF: 1 SAC: 1 DP: 1 HBP: 0	WP: 0 PB: 0 SB: 0 CS: 0	PA: 36				
<b>PITCHER</b>	IP WLS BF H R ER SO BB IBB HBP BLK WP HR S P ERA WHIP																					
44 Aaron Harang, R ERA: 3.8	4.1 L 22 7 2 2 2 1 1 0 0 0 0 0 10 11 9.00 2.000																					
38 Shawn Tolleson, R ERA: 4.41	1.0 4 2 1 1 0 0 0 0 0 0 0 0 7 13 0.00 0.000																					
75 Paco Rodríguez, L ERA: 2.45	0.2 3 0 0 0 0 0 0 1 0 0 0 0 7 13 0.00 0.000																					
55 Matt Guerrier, R ERA: 3.75	1.0 4 1 0 0 0 0 0 0 0 0 0 0 14 21 0.00 1.000																					
28 Jamey Wright, R ERA: 3.43	1.0 3 0 0 0 0 1 0 0 0 0 0 0 9 12 0.00 0.000																					
<b>Los Angeles Dodgers @ Washington Nationals</b>																						
<b>Nationals Park, Washington, DC</b>																						
Wed Sep 19 2012, 4:07 PM - 7:13 PM EDT																						
Clear - 71 F																						











Batter	1	2	3	4	5	6	7	8	9	AB	R	H	RBI	BB	SO	LOB	TOP										
7 Norichika Aoki, L (1,9)	F9		G3			G3				4	1	1	0	0	0	0	<b>Milwaukee Brewers @ Washington Nationals</b> Nationals Park, Washington, DC Fri Sep 21 2012, 7:08 PM - 10:07 PM EDT Att: 30,382 - Clear - 77 F										
23 Rickie Weeks Jr., R (1,4)	F9		F8			F7			1 SAFE 1 SAFE 1 SAFE B CH 79 B FF 94 C CH 80 X FF 93	4	0	0	0	0	0	1											
8 Ryan Braun, R (1,7)	2B				2B	K			16 2B	4	1	3	1	0	1	0											
16 Aramis Ramirez, R (1,5)	G6-3				2B				20 45 1B	4	1	2	1	0	0	1											
20 Jonathan Lucroy, R (1,2)	HR				1B				L7	4	1	2	1	0	0	1											
45 Travis Ishikawa, L (1,3)	K				1B				F9	4	0	1	1	0	1	2											
27 Carlos Gómez, R (1,8)	K								F9	4	0	0	0	0	2	1											
9 Jean Segura, R (1,6)	K								K	3	0	1	0	0	1	0											
18 Shaun Marcum, R (1,1)										2	0	0	0	0	1	0											
51 Jim Henderson, L (7,1)										0	0	0	0	0	0	0											
1 Corey Hart, R (8,PH)										1	0	0	0	0	0	1											
40 Jose Veras, R (8,1)										0	0	0	0	0	0	0											
59 John Axford, R (9,1)										0	0	0	0	0	0	0											
<b>Inning Stats</b>	R: 0 H: 1 E: 0 K: 0 S: 9	H: 1 LOB: 1 BB: 0 P: 14	R: 1 H: 1 E: 0 K: 3 S: 12	H: 1 LOB: 0 BB: 0 P: 18	R: 0 H: 0 E: 0 K: 0 S: 7	H: 0 LOB: 1 BB: 0 P: 11	R: 0 H: 3 E: 0 K: 1 S: 7	H: 0 LOB: 0 BB: 0 P: 9	R: 0 H: 0 E: 0 K: 1 S: 5	H: 0 LOB: 0 BB: 0 P: 8	R: 0 H: 0 E: 0 K: 0 S: 10	H: 0 LOB: 0 BB: 0 P: 16	R: 0 H: 1 E: 0 K: 1 S: 7	H: 1 LOB: 1 BB: 0 P: 13	R: 3 H: 4 E: 0 K: 1 S: 16	H: 4 LOB: 1 BB: 0 P: 21	1B: 6 2B: 4 3B: 0 HR: 1	SF: 0 SAC: 0 DP: 2 HBP: 0	WP: 1 PB: 1 CS: 1	PA: 34							
<b>PITCHER</b>	IP	WLS	BF	H	R	ER	SO	BB	IBB	HBP	BLK	WP	HR	S	P	ERA	WHIP										
33 Edwin Jackson, R (1,1)	8.0		27	6	1	1	6	0	0	0	0	0	1	64	101	1.12	0.750										
36 Tyler Clippard, R (9,1)	0.2	L	6	4	3	3	0	0	0	0	0	1	0	13	18	40.50	6.000										
35 Craig Stammen, R (9,1)	0.1		1	0	0	0	1	0	0	0	0	0	0	3	3	0.00	0.000										
<b>Batter</b>	<b>1</b>	<b>2</b>	<b>3</b>	<b>4</b>	<b>5</b>	<b>6</b>	<b>7</b>	<b>8</b>	<b>9</b>	<b>AB</b>	<b>R</b>	<b>H</b>	<b>RBI</b>	<b>BB</b>	<b>SO</b>	<b>LOB</b>	<b>BOTTOM</b>										
28 Javson Werth, R (1,9)	P4		K			K				4	0	1	0	0	2	1	<b>Milwaukee Brewers @ Washington Nationals</b> Nationals Park, Washington, DC Fri Sep 21 2012, 7:08 PM - 10:07 PM EDT Att: 30,382 - Clear - 77 F										
34 Bryce Harper, L (1,8)	F7		P5			G4-3			34 CS	4	0	0	0	0	0	1											
11 Ryan Zimmerman, R (1,5)	25 HR		G3			L7			38 DI BB	3	1	1	0	1	0	1											
25 Adam LaRoche, L (1,3)	HR					G3-1			K	4	1	1	2	0	1	1											
38 Michael Morse, R (1,7)	P3					K			G4-3	4	0	1	0	0	1	1											
20 Ian Desmond, R (1,6)			F8			P6				3	0	0	0	0	0	1											
8 Danny Espinosa, S (1,4)	L8					P5			K	3	0	0	0	0	1	1											
26 Jesus Flores, R (1,2)	G5-3					F8			P3	3	0	0	0	0	0	0											
33 Edwin Jackson, R (1,1)									G3	2	0	1	0	0	1	0											
18 Chad Tracy, L (8,PH)										1	0	0	0	0	0	0											
36 Tyler Clippard, R (9,1)										0	0	0	0	0	0	0											
35 Craig Stammen, R (9,1)										0	0	0	0	0	0	0											
<b>Inning Stats</b>	R: 2 H: 2 E: 0 K: 0 S: 10	H: 2 LOB: 0 BB: 0 P: 18	R: 0 H: 0 E: 0 K: 0 S: 9	H: 0 LOB: 0 BB: 0 P: 15	R: 0 H: 1 E: 0 K: 1 S: 12	H: 1 LOB: 1 BB: 0 P: 18	R: 0 H: 1 E: 0 K: 0 S: 11	H: 1 LOB: 1 BB: 0 P: 17	R: 0 H: 0 E: 0 K: 2 S: 12	H: 0 LOB: 0 BB: 0 P: 17	R: 0 H: 0 E: 0 K: 0 S: 5	H: 0 LOB: 0 BB: 0 P: 9	R: 0 H: 0 E: 0 K: 2 S: 9	H: 0 LOB: 0 BB: 0 P: 14	R: 0 H: 1 E: 0 K: 0 S: 7	H: 1 LOB: 0 BB: 0 P: 16	R: 0 H: 0 E: 0 K: 1 S: 10	H: 0 LOB: 1 BB: 1 P: 19	1B: 4 2B: 0 3B: 0 HR: 1	SF: 0 SAC: 0 DP: 0 HBP: 0	WP: 0 PB: 0 CS: 1	PA: 33					
<b>PITCHER</b>	IP	WLS	BF	H	R	ER	SO	BB	IBB	HBP	BLK	WP	HR	S	P	ERA	WHIP										
18 Shaun Marcum, R (1,1)	6.0		22	4	2	2	3	0	0	0	0	0	0	9	14	0.00	0.000										
51 Jim Henderson, R (7,1)	1.0		3	0	0	0	2	0	0	0	0	0	0	7	16	0.00	1.000										
40 Jose Veras, R (8,1)	1.0	W	3	1	0	0	0	0	0	0	0	0	0	7	16	0.00	1.000										
59 John Axford, R (9,1)	1.0	S	4	0	0	0	1	1	0	0	0	0	0	10	19	0.00	1.000										



Batter	1	2	3	4	5	6	7	8	9	AB	R	H	RBI	BB	SO	LOB	TOP		
7 Norichika Aoki, L (1,9) OBP: 0.361, SLG: 0.439 22 Logan Schafer, L (7,8) OBP: 0.364, SLG: 0.500										3	1	1	0	0	1	1	<b>Milwaukee Brewers @ Washington Nationals</b> Nationals Park, Washington, DC Sat Sep 22 2012, 1:08 PM - 4:13 PM EDT Att: 40,493 - Sunny - 78 F		
23 Rickie Weeks Jr, R (1,4) OBP: 0.331, SLG: 0.406 33 Eric Farris, R (7,7)										3	1	0	0	0	2	0			
8 Ryan Braun, R (1,7) OBP: 0.390, SLG: 0.599 2 Nyjer Morgan, L (6,7) OBP: 0.306, SLG: 0.313										3	0	1	1	0	1	1			
16 Aramis Ramirez, R (1,5) OBP: 0.361, SLG: 0.534 63 Tyler Thornburg, R (6,1) OBP: 0.250, SLG: 0.500 45 Travis Ishikawa, L (9,PH) OBP: 0.323, SLG: 0.423										2	0	0	1	0	0	1			
1 Corey Hart, R (1,3) OBP: 0.338, SLG: 0.510 54 Josh Stinson, R (4,1) 14 Jeff Bianchi, R (6,PH) OBP: 0.226, SLG: 0.356										2	0	0	0	0	0	0			
27 Carlos Gómez, R (1,8) OBP: 0.298, SLG: 0.439 5 Taylor Green, L (7,5)										2	0	0	0	0	0	0			
12 Martín Maldonado, R (1,2) OBP: 0.232, SLG: 0.414										2	1	1	0	0	0	0			
9 Jean Segura, R (1,6) OBP: 0.328, SLG: 0.319										4	0	1	0	0	2	2			
60 Wily Peralta, R (1,1) OBP: 0.111, SLG: 0.222 61 Livan Hernández, R (3,1) 3 Yorvit Torrealba, R (4,2) OBP: 0.292, SLG: 0.333										1	0	0	0	0	1	1			
<b>Inning Stats</b>	R: 0 E: 0 K: 1 S: 8	H: 1 LOB: 1 BB: 0 P: 11	R: 0 E: 0 K: 0 S: 6	H: 0 LOB: 0 BB: 0 P: 11	R: 0 E: 0 K: 1 S: 12	H: 1 LOB: 1 BB: 0 P: 17	R: 0 E: 0 K: 1 S: 8	H: 0 LOB: 1 BB: 0 P: 9	R: 0 E: 0 K: 1 S: 7	H: 0 LOB: 0 BB: 0 P: 9	R: 0 E: 0 K: 2 S: 10	H: 0 LOB: 1 BB: 1 P: 18	R: 2 E: 0 K: 2 S: 15	H: 3 LOB: 1 BB: 0 P: 25	1B: 4 2B: 1 3B: 0 HR: 1	SF: 1 SAC: 0 DP: 0 HBP: 0		WP: 0 PB: 0 SB: 1 CS: 0	PA: 36
<b>PITCHER</b>	IP: 7.0 WLS: W BF: 26 H: 3 R: 0 ER: 0 SO: 5 BB: 1 IBB: 0 HBP: 0 BLK: 0 WP: 0 HR: 0 S: 58 P: 90 ERA: 0.00 WHIP: 0.571	IP: 1.0 WLS: L BF: 4 H: 0 R: 0 ER: 0 SO: 2 BB: 0 IBB: 0 HBP: 0 BLK: 0 WP: 0 HR: 10 S: 18 P: 0 ERA: 0.00 WHIP: 1.000	IP: 1.0 WLS: L BF: 6 H: 3 R: 2 ER: 2 SO: 2 BB: 0 IBB: 0 HBP: 0 BLK: 0 WP: 1 HR: 15 S: 25 P: 18.00 ERA: 3.000	<b>PITCHER</b>															

Batter	1	2	3	4	5	6	7	8	9	AB	R	H	RBI	BB	SO	LOB	BOTTOM			
28 Javson Werth, R (1,9) OBP: 0.395, SLG: 0.446 2 Roger Bernadina, L (7,PH) OBP: 0.371, SLG: 0.401										3	2	2	0	1	0	0	<b>Milwaukee Brewers @ Washington Nationals</b> Nationals Park, Washington, DC Sat Sep 22 2012, 1:08 PM - 4:13 PM EDT Att: 40,493 - Sunny - 78 F			
34 Bryce Harper, L (1,8) OBP: 0.331, SLG: 0.454										4	2	2	1	1	2	1				
11 Ryan Zimmerman, R (1,5) OBP: 0.349, SLG: 0.478 7 Mark DeRosa, R (8,5) OBP: 0.292, SLG: 0.227										4	1	1	3	0	2	2				
25 Adam LaRoche, L (1,3) OBP: 0.342, SLG: 0.513 57 Tyler Moore, R (6,PH) OBP: 0.331, SLG: 0.507										4	3	3	2	0	0	1				
38 Michael Morse, R (1,7) OBP: 0.322, SLG: 0.449 10 Corey Brown, L (8,PH) OBP: 0.208, SLG: 0.417										2	1	2	0	2	0	0				
20 Ian Desmond, R (1,6) OBP: 0.335, SLG: 0.522										4	1	3	3	0	0	1				
8 Danny Espinosa, S (1,4) OBP: 0.317, SLG: 0.407										2	0	0	0	2	1	3				
24 Kurt Suzuki, R (1,2) OBP: 0.268, SLG: 0.315										4	0	0	0	0	0	7				
47 Gio González, R (1,1) OBP: 0.108, SLG: 0.159 18 Chad Tracy, L (7,PH) OBP: 0.355, SLG: 0.476 51 Michael Gonzalez, R (8,1) 56 Christian Garcia, R (9,1)										3	0	0	0	0	1	0				
<b>Inning Stats</b>	R: 0 E: 1 K: 1 S: 13	H: 0 LOB: 1 BB: 1 P: 23	R: 0 E: 0 K: 1 S: 11	H: 1 LOB: 1 BB: 1 P: 19	R: 3 E: 1 K: 2 S: 23	H: 4 LOB: 3 BB: 2 P: 37	R: 6 E: 0 K: 0 S: 17	H: 5 LOB: 0 BB: 2 P: 34	R: 0 E: 0 K: 1 S: 11	H: 1 LOB: 1 BB: 0 P: 16	R: 1 E: 0 K: 0 S: 12	H: 2 LOB: 1 BB: 0 P: 16	R: 0 E: 0 K: 1 S: 8	H: 0 LOB: 0 BB: 0 P: 9	R: 0 E: 0 K: 1 S: 6	H: 0 LOB: 0 BB: 0 P: 12		1B: 7 2B: 5 3B: 0 HR: 3	SF: 0 SAC: 0 DP: 3 HBP: 0	WP: 2 PB: 0 SB: 1 CS: 1
<b>PITCHER</b>	IP: 2.2 WLS: L BF: 16 H: 5 R: 3 ER: 3 SO: 3 BB: 1 IBB: 0 HBP: 0 BLK: 0 WP: 1 HR: 43 S: 43 P: 10.12 ERA: 10.12 WHIP: 3.375	IP: 0.2 WLS: L BF: 8 H: 5 R: 6 ER: 6 SO: 0 BB: 1 IBB: 0 HBP: 0 BLK: 0 WP: 2 HR: 19 S: 19 P: 81.00 ERA: 9.000	IP: 1.2 WLS: L BF: 6 H: 1 R: 0 ER: 0 SO: 1 BB: 0 IBB: 0 HBP: 0 BLK: 0 WP: 0 HR: 13 S: 22 P: 0.00 ERA: 1.200	IP: 3.0 WLS: L BF: 11 H: 2 R: 1 ER: 1 SO: 2 BB: 0 IBB: 0 HBP: 0 BLK: 0 WP: 1 HR: 26 S: 37 P: 3.00 ERA: 0.667	<b>PITCHER</b>															

AB	33
R	4
H	6
RBI	4
BB	2
SO	9
LOB	11

AB	35
R	10
H	13
RBI	9
BB	6
SO	7
LOB	15





Batter	1	2	3	4	5	6	7	8	9	AB	R	H	RBI	BB	SO	LOB	TOP					
7 Norichika Aoki, L OBP: 0.358, SLG: 0.434	G2-3		G3-6-1		F9	F9		E4		5	1	0	0	0	0	2	<b>Milwaukee Brewers @ Washington Nationals</b> Nationals Park, Washington, DC Sun Sep 23 2012, 1:37 PM - 5:19 PM EDT Att: 33,111 - Partly Cloudy - 67 F					
23 Rickie Weeks Jr., R OBP: 0.333, SLG: 0.408	1B		K		K		1B	E8		5	0	3	0	0	2	0						
8 Ryan Braun, R OBP: 0.462, SLG: 0.601	1B				1B	BB		SF8		3	2	2	1	1	0	1						
2 Nyjer Morgan, L OBP: 0.306, SLG: 0.313	1B				2B	BB		FC5-4		0	0	0	0	0	0	0						
16 Aramis Ramirez, R OBP: 0.361, SLG: 0.536	FC4				F8			F8		5	1	2	0	0	0	4						
1 Corey Hart, R OBP: 0.341, SLG: 0.509	G5-3				1B	BB		F9		3	2	1	0	2	0	3						
5 Taylor Green, L OBP: 0.270, SLG: 0.357					1B	BB				0	0	0	0	0	0	0						
20 Jonathan Lucroy, R OBP: 0.373, SLG: 0.509	G1-3				1B	BB				5	0	2	2	0	1	3						
22 Logan Schafer, L OBP: 0.392, SLG: 0.667	1B				1B					2	0	2	1	0	0	0						
27 Carlos Gómez, R OBP: 0.300, SLG: 0.443	1B				2B					3	0	2	1	0	0	0						
9 Jean Segura, R OBP: 0.316, SLG: 0.306	K				FC5-2			G3-1		5	0	0	1	0	1	6						
48 Yovani Gallardo, R ERA: 3.59					G5-3			K2-3		3	0	1	0	0	0	2	<b>Milwaukee Brewers @ Washington Nationals</b> Nationals Park, Washington, DC Sun Sep 23 2012, 1:37 PM - 5:19 PM EDT Att: 33,111 - Partly Cloudy - 67 F					
3 Yovani Gallardo, R ERA: 3.59					G5-3					2	0	2	1	0	0	0						
83 Brandon Kintzler, R ERA: 4.54					G5-3					3	0	2	1	0	0	0						
45 Trea Turner, L OBP: 0.300, SLG: 0.443					G5-3					3	0	2	1	0	0	0						
87 Francisco Rodriguez, R ERA: 1.17					G5-3					5	0	0	1	0	1	6						
81 Jim Henderson, L ERA: 4.54					G5-3					2	0	2	1	0	0	0						
14 Jeff Bauman, R ERA: 3.24					G5-3					3	0	1	0	0	0	0						
40 Jose Veras, R ERA: 3.78					G5-3					2	0	2	1	0	0	0						
89 Adam Lind, R ERA: 4.54					G5-3					2	0	2	1	0	0	0						
89 Adam Lind, R ERA: 4.54					G5-3					2	0	2	1	0	0	0						
<b>Inning Stats</b>	R: 0 E: 0 K: 0 S: 13	H: 2 LOB: 2 BB: 0 P: 15	R: 0 E: 0 K: 1 S: 8	H: 1 LOB: 0 BB: 0 P: 12	R: 0 E: 0 K: 1 S: 7	H: 1 LOB: 0 BB: 0 P: 12	R: 2 E: 0 K: 0 S: 20	H: 4 LOB: 2 BB: 0 P: 30	R: 0 E: 0 K: 1 S: 14	H: 1 LOB: 3 BB: 2 P: 29	R: 3 E: 0 K: 1 S: 13	H: 4 LOB: 2 BB: 1 P: 21	R: 1 E: 2 K: 0 S: 10	H: 1 LOB: 1 BB: 0 P: 18	R: 0 E: 0 K: 2 S: 10	H: 1 LOB: 1 BB: 0 P: 12	1B: 10 2B: 5 3B: 0 HR: 0	SF: 1 SAC: 0 DP: 1 HBP: 0	WP: 0 PB: 0 CS: 1	PA: 45		
<b>PITCHER</b>	IP WLS BF H R ER SO	IP WLS BF H R ER SO	IP WLS BF H R ER SO	IP WLS BF H R ER SO	IP WLS BF H R ER SO	IP WLS BF H R ER SO	IP WLS BF H R ER SO	IP WLS BF H R ER SO	IP WLS BF H R ER SO	IP WLS BF H R ER SO	IP WLS BF H R ER SO	IP WLS BF H R ER SO	IP WLS BF H R ER SO	IP WLS BF H R ER SO	IP WLS BF H R ER SO	IP WLS BF H R ER SO	ERA WHIP	ERA WHIP	ERA WHIP			
40 Chien-Ming Wang, R ERA: 6.6	4.0	18	8	2	2	2	0	0	0	0	0	0	0	0	0	0	0	4.50	2.000			
35 Craig Stammen, R ERA: 2.35	1.0	6	1	0	0	1	2	0	0	0	0	0	0	0	0	0	0	0.00	3.000			
30 Zach Duke, L ERA: 1.17	1.0	4	0	0	0	0	1	0	0	0	0	0	0	0	0	0	0	0.00	1.000			
52 Ryan Mattheus, R ERA: 2.89	1.0	L	8	4	3	3	1	0	1	0	0	0	0	0	0	0	0	27.00	4.000			
51 Michael Gonzalez, L ERA: 2.43	1.0	5	1	1	0	0	0	0	0	0	0	0	0	0	0	0	0	0.00	1.000			
<b>PITCHER</b>	IP WLS BF H R ER SO	IP WLS BF H R ER SO	IP WLS BF H R ER SO	IP WLS BF H R ER SO	IP WLS BF H R ER SO	IP WLS BF H R ER SO	IP WLS BF H R ER SO	IP WLS BF H R ER SO	IP WLS BF H R ER SO	IP WLS BF H R ER SO	IP WLS BF H R ER SO	IP WLS BF H R ER SO	IP WLS BF H R ER SO	IP WLS BF H R ER SO	IP WLS BF H R ER SO	IP WLS BF H R ER SO	ERA WHIP	ERA WHIP	ERA WHIP			
17 Sean Burnett, L ERA: 2.5	1.0	4	1	0	0	2	0	0	0	0	0	0	0	0	0	0	0	0.00	1.000			
<b>Batter</b>	1	2	3	4	5	6	7	8	9	AB	R	H	RBI	BB	SO	LOB	BOTTOM					
28 Javson Werth, R OBP: 0.391, SLG: 0.443	F9		G6-4-3		SF7		K		L8	4	0	1	1	0	1	2	<b>Milwaukee Brewers @ Washington Nationals</b> Nationals Park, Washington, DC Sun Sep 23 2012, 1:37 PM - 5:19 PM EDT Att: 33,111 - Partly Cloudy - 67 F					
34 Bryce Harper, L OBP: 0.329, SLG: 0.450	G4-3		G6-4-3		K2-3		K			4	0	0	0	0	2	3						
11 Ryan Zimmerman, R OBP: 0.349, SLG: 0.475	K				G6-3		G6-3			3	0	0	0	1	1	0						
25 Adam LaRoche, L OBP: 0.342, SLG: 0.513					L4		L4			4	0	1	0	0	2	1						
38 Michael Morse, R OBP: 0.321, SLG: 0.445					G6-4-3					3	0	0	0	1	2	2						
17 Sean Burnett, L ERA: 2.5					G6-4-3					0	0	0	0	0	0	0						
20 Ian Desmond, R OBP: 0.340, SLG: 0.526					1B					2	1	2	0	2	0	0						
8 Danny Espinosa, S OBP: 0.319, SLG: 0.409					BB					2	1	1	0	1	0	2						
52 Ryan Mattheus, R ERA: 2.89					1B					0	0	0	0	0	0	0						
51 Michael Gonzalez, R OBP: 0.370, SLG: 0.399					1B					1	0	0	0	0	0	1						
24 Kurt Suzuki, R OBP: 0.265, SLG: 0.311					G6-3					4	0	0	0	0	3	6						
40 Chien-Ming Wang, R ERA: 3.59					G6-3					1	0	1	0	0	0	0	<b>Milwaukee Brewers @ Washington Nationals</b> Nationals Park, Washington, DC Sun Sep 23 2012, 1:37 PM - 5:19 PM EDT Att: 33,111 - Partly Cloudy - 67 F					
35 Craig Stammen, R ERA: 2.35					G6-3					0	0	0	0	0	0	0						
18 Chad Tracy, L OBP: 0.333, SLG: 0.408					G6-3					1	0	1	0	0	0	0						
55 Eury Pérez, R ERA: 4.54					G6-3					0	0	0	0	0	0	0						
30 Zach Duke, L ERA: 1.17					G6-3					0	0	0	0	0	0	0						
1 Steve Lombardozzi, S OBP: 0.322, SLG: 0.390					G6-3					1	0	0	0	1	0	0						
49 Yovani Gallardo, R ERA: 3.59					G6-3					0	0	0	0	0	0	0						
53 Brandon Kintzler, R ERA: 2.61					G6-3					0	0	0	0	0	0	0						
57 Francisco Rodriguez, R ERA: 1.17					G6-3					0	0	0	0	0	0	0						
51 Jim Henderson, R ERA: 4.54					G6-3					0	0	0	0	0	0	0						
40 Jose Veras, R ERA: 3.78					G6-3					0	0	0	0	0	0	0						
<b>Inning Stats</b>	R: 0 E: 0 K: 1 S: 11	H: 0 LOB: 0 BB: 0 P: 17	R: 0 E: 0 K: 1 S: 13	H: 2 LOB: 1 BB: 0 P: 21	R: 0 E: 0 K: 0 S: 8	H: 2 LOB: 1 BB: 0 P: 12	R: 0 E: 0 K: 1 S: 6	H: 0 LOB: 0 BB: 1 P: 14	R: 2 E: 0 K: 2 S: 21	H: 2 LOB: 1 BB: 1 P: 34	R: 0 E: 0 K: 1 S: 13	H: 1 LOB: 3 BB: 2 P: 23	R: 0 E: 0 K: 2 S: 9	H: 0 LOB: 0 BB: 0 P: 10	R: 0 E: 0 K: 2 S: 14	H: 0 LOB: 0 BB: 0 P: 17	R: 0 E: 0 K: 1 S: 11	H: 0 LOB: 2 BB: 2 P: 21	1B: 3 2B: 5 3B: 0 HR: 0	SF: 1 SAC: 0 DP: 3 HBP: 0	WP: 0 PB: 0 CS: 0	PA: 37
<b>PITCHER</b>	IP WLS BF H R ER SO	IP WLS BF H R ER SO	IP WLS BF H R ER SO	IP WLS BF H R ER SO	IP WLS BF H R ER SO	IP WLS BF H R ER SO	IP WLS BF H R ER SO	IP WLS BF H R ER SO	IP WLS BF H R ER SO	IP WLS BF H R ER SO	IP WLS BF H R ER SO	IP WLS BF H R ER SO	IP WLS BF H R ER SO	IP WLS BF H R ER SO	IP WLS BF H R ER SO	IP WLS BF H R ER SO	ERA WHIP	ERA WHIP	ERA WHIP			
59 John Axford, R ERA: 4.66	0.1	1	0	0	0	0	0	0	0	0	0	0	0	0	0	0	0.00	0.000				



Batter	1	2	3	4	5	6	7	8	9	AB	R	H	RBI	BB	SO	LOB	TOP					
7 Norichika Aoki, L (1,9) OBP: 0.355, SLG: 0.431										4	0	0	0	0	2	1	<b>Milwaukee Brewers @ Washington Nationals</b> Nationals Park, Washington, DC Mon Sep 24 2012, 1:07 PM - 4:32 PM EDT Att: 25,302 - Partly Cloudy - 66 F					
23 Rickie Weeks Jr, R (1,4) OBP: 0.462, SLG: 0.667										3	0	0	0	1	2	0						
8 Ryan Braun, R (1,7) OBP: 0.392, SLG: 0.600										4	1	2	0	0	1	1						
14 Jeff Bianchi, R (8,5)										4	0	1	1	0	0	2						
16 Aramis Ramirez, R (1,5) OBP: 0.360, SLG: 0.536										4	1	1	1	0	0	2						
5 Taylor Green, L (8,3) OBP: 0.270, SLG: 0.357										0	0	0	0	0	0	0						
1 Corey Hart, R (1,3) OBP: 0.340, SLG: 0.513										3	0	1	0	1	0	0						
33 Eric Farris, R (8,4)										4	0	1	0	0	1	1						
20 Jonathan Lucroy, R (1,2) OBP: 0.375, SLG: 0.507										3	0	1	0	1	0	0						
27 Carlos Gómez, R (1,8) OBP: 0.300, SLG: 0.441										4	0	1	0	0	1	1						
9 Jean Segura, R (1,6) OBP: 0.321, SLG: 0.328										4	0	2	0	0	0	3						
41 Marco Estrada, R (5,1) OBP: 0.154, SLG: 0.162										1	0	0	0	0	1	1						
45 Travis Ishikawa, L (8,PH) OBP: 0.319, SLG: 0.417										1	0	0	0	0	0	1						
50 Kameron Loe, R (5,1)										0	0	0	0	0	0	0						
54 Josh Stinson, R (5,1)										0	0	0	0	0	0	0						
2 Neyer Morgan, L (7,PH) OBP: 0.203, SLG: 0.142										0	0	0	0	0	0	0						
12 Martin Maldonado, R (7,PH)										1	0	0	0	0	0	1						
26 Manny Parra, L (7,1)										0	0	0	0	0	0	0						
3 Yorvit Torrealba, R (9,PH) OBP: 0.266, SLG: 0.332										1	0	0	0	0	0	1						
<b>Inning Stats</b>	R: 0 E: 0 K: 1 S: 9	H: 0 LOB: 1 BB: 1 P: 14	R: 1 E: 0 K: 1 S: 15	H: 2 LOB: 1 BB: 0 P: 22	R: 0 E: 0 K: 1 S: 12	H: 0 LOB: 0 BB: 0 P: 17	R: 0 E: 0 K: 0 S: 6	H: 1 LOB: 1 BB: 0 P: 10	R: 0 E: 0 K: 2 S: 14	H: 1 LOB: 1 BB: 0 P: 19	R: 0 E: 0 K: 1 S: 9	H: 0 LOB: 1 BB: 1 P: 13	R: 0 E: 0 K: 2 S: 10	H: 0 LOB: 1 BB: 1 P: 16	R: 1 E: 0 K: 1 S: 18	H: 2 LOB: 1 BB: 0 P: 28	R: 0 E: 0 K: 0 S: 10	H: 2 LOB: 1 BB: 0 P: 13	1B: 5 2B: 1 3B: 1 HR: 1	SF: 0 SAC: 0 DP: 1 HBP: 0	WP: 0 PB: 0 CS: 0	PA: 36
<b>PITCHER</b>	IP WLS BF H R ER SO BB IBB HBP BLK WP HR S P ERA WHIP																					
27 Jordan Zimmermann, R (1,1) ERA: 2.9	6.2 W 26 4 1 1 7 2 0 0 0 0 0 1 72 106 1.35 0.900																					
17 Sean Burnett, L (7,1) ERA: 2.48	0.1 1 0 0 0 1 0 0 0 0 0 0 0 3 5 0.00 0.000																					
36 Tyler Clippard, R (8,1) ERA: 3.67	1.0 5 2 1 1 1 0 0 0 0 0 0 0 18 28 9.00 2.000																					
22 Drew Storen, R (9,1) ERA: 2.49	1.0 4 2 0 0 0 0 0 0 0 0 0 0 10 13 0.00 2.000																					

AB	34
R	2
H	8
RBI	2
BB	2
SO	9
LOB	14



Batter	1	2	3	4	5	6	7	8	9	AB	R	H	RBI	BB	SO	LOB	BOTTOM			
28 Javson Werth, R (1,9) OBP: 0.395, SLG: 0.448										4	1	2	2	1	0	1	<b>Milwaukee Brewers @ Washington Nationals</b> Nationals Park, Washington, DC Mon Sep 24 2012, 1:07 PM - 4:32 PM EDT Att: 25,302 - Partly Cloudy - 66 F			
34 Bryce Harper, L (1,8) OBP: 0.330, SLG: 0.449										3	2	1	0	1	0	4				
55 Eury Pérez, R (8,PH) OBP: 0.500, SLG: 0.500										1	1	1	0	0	0	0				
11 Ryan Zimmerman, R (1,5) OBP: 0.483, SLG: 0.483										4	2	3	4	1	1	2				
22 Drew Storen, S (9,1)										0	0	0	0	0	0	0				
25 Adam LaRoche, L (1,3) OBP: 0.340, SLG: 0.509										4	0	0	0	1	0	5				
18 Chad Tracy, L (9,3) OBP: 0.362, SLG: 0.482										0	0	0	0	0	0	0				
20 Ian Desmond, R (1,6) OBP: 0.340, SLG: 0.523										3	0	0	0	2	2	2				
8 Danny Espinosa, S (1,4) OBP: 0.321, SLG: 0.412										5	1	3	1	0	0	2				
2 Roger Bernadina, L (1,7) ERA: 4.48										3	2	0	0	0	0	3				
57 Tyler Moore, R (7,PH) OBP: 0.327, SLG: 0.500										2	0	0	0	0	1	3				
24 Kurt Suzuki, R (1,2) OBP: 0.268, SLG: 0.316										4	1	2	2	0	0	0				
27 Jordan Zimmermann, R (1,1) OBP: 0.254, SLG: 0.291										3	1	2	1	0	1	1				
17 Sean Burnett, L (7,1)										0	0	0	0	0	0	0				
36 Tyler Clippard, R (8,1)										0	0	0	0	0	0	0				
7 Mark DeRosa, R (9,PH) OBP: 0.300, SLG: 0.227										0	1	0	0	1	0	0				
<b>Inning Stats</b>	R: 1 E: 0 K: 1 S: 10	H: 1 LOB: 1 BB: 1 P: 21	R: 0 E: 0 K: 0 S: 11	H: 0 LOB: 0 BB: 0 P: 14	R: 0 E: 0 K: 1 S: 8	H: 2 LOB: 2 BB: 0 P: 15	R: 6 E: 0 K: 1 S: 21	H: 5 LOB: 0 BB: 1 P: 31	R: 2 E: 0 K: 1 S: 21	H: 2 LOB: 2 BB: 2 P: 37	R: 0 E: 0 K: 0 S: 10	H: 1 LOB: 0 BB: 0 P: 16	R: 0 E: 0 K: 0 S: 8	H: 1 LOB: 0 BB: 0 P: 14	R: 3 E: 1 K: 1 S: 18	H: 2 LOB: 2 BB: 3 P: 34	1B: 10 2B: 3 3B: 0 HR: 1	SF: 0 SAC: 0 DP: 2 HBP: 0	WP: 0 PB: 0 CS: 0	PA: 43
<b>PITCHER</b>	IP WLS BF H R ER SO BB IBB HBP BLK WP HR S P ERA WHIP																			
41 Marco Estrada, R (1,1) ERA: 3.87	4.0 L 22 8 7 6 3 2 0 0 0 0 0 0 10 19 13.50 2.500																			
50 Kameron Loe, R (5,1) ERA: 4.48	0.1 4 2 2 2 0 1 0 0 0 0 0 0 10 19 54.00 9.000																			
54 Josh Stinson, R (5,1)	1.2 6 1 0 0 1 1 0 0 0 0 0 0 21 34 0.00 1.200																			
26 Manny Parra, L (7,1) ERA: 4.81	2.0 11 3 3 3 1 3 0 0 0 0 0 0 26 48 13.50 3.000																			

AB	36
R	12
H	14
RBI	10
BB	7
SO	5
LOB	23













Batter	1	2	3	4	5	6	7	8	9	AB	R	H	RBI	BB	SO	LOB	TOP							
28 Jayson Werth, R OBP: 0.396, SLG: 0.444	G6-3		G4-3																					
34 Bryce Harper, L OBP: 0.334, SLG: 0.465	HR		L4																					
11 Ryan Zimmerman, R OBP: 0.349, SLG: 0.478	K																							
25 Adam LaRoche, L OBP: 0.338, SLG: 0.504	G3-1																							
38 Michael Morse, R OBP: 0.321, SLG: 0.457 22 Drew Storen, S	HR																							
20 Ian Desmond, R OBP: 0.337, SLG: 0.519	G5-3																							
8 Danny Espinosa, S OBP: 0.319, SLG: 0.407	B1-3																							
24 Kurt Suzuki, R OBP: 0.274, SLG: 0.329	G5-3																							
47 Gio González, R ERA: 4.91 7 Mark DeRosa, R ERA: 2.89 55 Eury Pérez, L ERA: 2.44 17 Sean Burnett, L ERA: 2.44 18 Chad Tracy, L ERA: 3.69 36 Tyler Clippard, R ERA: 2.44 2 Roger Bernadina, L ERA: 2.33	K																							
<b>Inning Stats</b>	R: 1 H: 1 E: 0 K: 1 S: 11	H: 1 LOB: 0 BB: 0 P: 16	R: 1 H: 1 E: 0 K: 0 S: 10	H: 1 LOB: 0 BB: 0 P: 14	R: 0 H: 0 E: 0 K: 1 S: 10	H: 0 LOB: 0 BB: 0 P: 14	R: 1 H: 1 E: 0 K: 1 S: 12	H: 1 LOB: 2 BB: 2 P: 17	R: 1 H: 1 E: 0 K: 1 S: 9	H: 1 LOB: 2 BB: 2 P: 20	R: 2 H: 2 E: 0 K: 2 S: 16	H: 2 LOB: 0 BB: 0 P: 27	R: 1 H: 1 E: 0 K: 1 S: 15	H: 1 LOB: 2 BB: 2 P: 25	R: 0 H: 1 E: 0 K: 1 S: 7	H: 1 LOB: 1 BB: 0 P: 11	R: 0 H: 1 E: 0 K: 1 S: 13	H: 1 LOB: 1 BB: 0 P: 19	1B: 3 2B: 3 3B: 0 HR: 3	SF: 0 SAC: 1 DP: 0 HBP: 0	WP: 1 PB: 0 SB: 1 CS: 0	PA: 40		
<b>PITCHER</b>	IP WLS BF H R ER SO BB IBB HBP BLK WP HR S P ERA WHIP	IP WLS BF H R ER SO BB IBB HBP BLK WP HR S P ERA WHIP	IP WLS BF H R ER SO BB IBB HBP BLK WP HR S P ERA WHIP	IP WLS BF H R ER SO BB IBB HBP BLK WP HR S P ERA WHIP	IP WLS BF H R ER SO BB IBB HBP BLK WP HR S P ERA WHIP	IP WLS BF H R ER SO BB IBB HBP BLK WP HR S P ERA WHIP	IP WLS BF H R ER SO BB IBB HBP BLK WP HR S P ERA WHIP	IP WLS BF H R ER SO BB IBB HBP BLK WP HR S P ERA WHIP	IP WLS BF H R ER SO BB IBB HBP BLK WP HR S P ERA WHIP	IP WLS BF H R ER SO BB IBB HBP BLK WP HR S P ERA WHIP	IP WLS BF H R ER SO BB IBB HBP BLK WP HR S P ERA WHIP	IP WLS BF H R ER SO BB IBB HBP BLK WP HR S P ERA WHIP	IP WLS BF H R ER SO BB IBB HBP BLK WP HR S P ERA WHIP	IP WLS BF H R ER SO BB IBB HBP BLK WP HR S P ERA WHIP	IP WLS BF H R ER SO BB IBB HBP BLK WP HR S P ERA WHIP	IP WLS BF H R ER SO BB IBB HBP BLK WP HR S P ERA WHIP	IP WLS BF H R ER SO BB IBB HBP BLK WP HR S P ERA WHIP	IP WLS BF H R ER SO BB IBB HBP BLK WP HR S P ERA WHIP	IP WLS BF H R ER SO BB IBB HBP BLK WP HR S P ERA WHIP	IP WLS BF H R ER SO BB IBB HBP BLK WP HR S P ERA WHIP	IP WLS BF H R ER SO BB IBB HBP BLK WP HR S P ERA WHIP	IP WLS BF H R ER SO BB IBB HBP BLK WP HR S P ERA WHIP	IP WLS BF H R ER SO BB IBB HBP BLK WP HR S P ERA WHIP	IP WLS BF H R ER SO BB IBB HBP BLK WP HR S P ERA WHIP

Washington Nationals @ Philadelphia Phillies  
Citizens Bank Park, Philadelphia, PA  
Thu Sep 27 2012, 7:09 PM - 10:21 PM EDT  
Att: 44,070 - Cloudy - 75 F

AB 35  
R 7  
H 9  
RBI 6  
BB 4  
SO 9  
LOB 15



Batter	1	2	3	4	5	6	7	8	9	AB	R	H	RBI	BB	SO	LOB	BOTTOM							
11 Jimmy Rollins, S OBP: 0.312, SLG: 0.428	G6-3																							
28 Kevin Frandsen, R OBP: 0.385, SLG: 0.445	G5-3																							
26 Chase Utley, L OBP: 0.377, SLG: 0.452	1B																							
6 Ryan Howard, L OBP: 0.296, SLG: 0.425	1B																							
15 John Mayberry Jr., R OBP: 0.307, SLG: 0.405 48 Philippe Aumont, L ERA: 2.55 19 Laynce Nix, L OBP: 0.317, SLG: 0.423 63 Jake Diekman, R ERA: 4.1	BB																							
18 Darin Ruf, R OBP: 0.357, SLG: 0.692	2B																							
9 Domonic Brown, L OBP: 0.325, SLG: 0.399	BB																							
31 Erik Kratz, R OBP: 0.303, SLG: 0.511 10 Juan Pierre, L OBP: 0.355, SLG: 0.378	L9																							
50 Tyler Clloyd, R OBP: 0.286, SLG: 0.091 47 Jeremy Horst, L ERA: 2.89 22 Nate Schierholtz, L OBP: 0.305, SLG: 0.384	K																							
<b>Inning Stats</b>	R: 3 H: 2 E: 0 K: 0 S: 17	H: 2 LOB: 2 BB: 3 P: 37	R: 0 H: 2 E: 0 K: 1 S: 12	H: 2 LOB: 0 BB: 0 P: 18	R: 0 H: 1 E: 0 K: 0 S: 6	H: 1 LOB: 1 BB: 0 P: 11	R: 0 H: 0 E: 0 K: 2 S: 8	H: 0 LOB: 0 BB: 0 P: 11	R: 0 H: 1 E: 0 K: 1 S: 9	H: 1 LOB: 2 BB: 2 P: 20	R: 0 H: 1 E: 0 K: 2 S: 16	H: 1 LOB: 0 BB: 0 P: 27	R: 0 H: 1 E: 0 K: 1 S: 15	H: 1 LOB: 2 BB: 2 P: 25	R: 0 H: 0 E: 0 K: 2 S: 10	H: 0 LOB: 1 BB: 0 P: 15	R: 0 H: 0 E: 0 K: 0 S: 5	H: 0 LOB: 0 BB: 0 P: 8	1B: 4 2B: 3 3B: 0 HR: 0	SF: 0 SAC: 0 DP: 0 HBP: 0	WP: 1 PB: 1 SB: 1 CS: 0	PA: 37		
<b>PITCHER</b>	IP WLS BF H R ER SO BB IBB HBP BLK WP HR S P ERA WHIP	IP WLS BF H R ER SO BB IBB HBP BLK WP HR S P ERA WHIP	IP WLS BF H R ER SO BB IBB HBP BLK WP HR S P ERA WHIP	IP WLS BF H R ER SO BB IBB HBP BLK WP HR S P ERA WHIP	IP WLS BF H R ER SO BB IBB HBP BLK WP HR S P ERA WHIP	IP WLS BF H R ER SO BB IBB HBP BLK WP HR S P ERA WHIP	IP WLS BF H R ER SO BB IBB HBP BLK WP HR S P ERA WHIP	IP WLS BF H R ER SO BB IBB HBP BLK WP HR S P ERA WHIP	IP WLS BF H R ER SO BB IBB HBP BLK WP HR S P ERA WHIP	IP WLS BF H R ER SO BB IBB HBP BLK WP HR S P ERA WHIP	IP WLS BF H R ER SO BB IBB HBP BLK WP HR S P ERA WHIP	IP WLS BF H R ER SO BB IBB HBP BLK WP HR S P ERA WHIP	IP WLS BF H R ER SO BB IBB HBP BLK WP HR S P ERA WHIP	IP WLS BF H R ER SO BB IBB HBP BLK WP HR S P ERA WHIP	IP WLS BF H R ER SO BB IBB HBP BLK WP HR S P ERA WHIP	IP WLS BF H R ER SO BB IBB HBP BLK WP HR S P ERA WHIP	IP WLS BF H R ER SO BB IBB HBP BLK WP HR S P ERA WHIP	IP WLS BF H R ER SO BB IBB HBP BLK WP HR S P ERA WHIP	IP WLS BF H R ER SO BB IBB HBP BLK WP HR S P ERA WHIP	IP WLS BF H R ER SO BB IBB HBP BLK WP HR S P ERA WHIP	IP WLS BF H R ER SO BB IBB HBP BLK WP HR S P ERA WHIP	IP WLS BF H R ER SO BB IBB HBP BLK WP HR S P ERA WHIP	IP WLS BF H R ER SO BB IBB HBP BLK WP HR S P ERA WHIP	IP WLS BF H R ER SO BB IBB HBP BLK WP HR S P ERA WHIP

Washington Nationals @ Philadelphia Phillies  
Citizens Bank Park, Philadelphia, PA  
Thu Sep 27 2012, 7:09 PM - 10:21 PM EDT  
Att: 44,070 - Cloudy - 75 F

AB 34  
R 3  
H 7  
RBI 3  
BB 3  
SO 8  
LOB 12

















Batter	1	2	3	4	5	6	7	8	9	AB	R	H	RBI	BB	SO	LOB	TOP					
28 Kevin Frandsen, R (1.5) OBP: 0.380, SLG: 0.435										4	0	2	0	0	0	0	Philadelphia Phillies @ Washington Nationals Nationals Park, Washington, DC Mon Oct 01 2012, 7:06 PM - 9:53 PM EDT Att: 35,387 - Cloudy - 64 F					
15 John Mayberry Jr., R (1.8) OBP: 0.304, SLG: 0.399										3	0	0	0	1	1	2						
26 Chase Utley, L (1.4) OBP: 0.370, SLG: 0.439										4	0	0	0	0	1	1						
51 Carlos Ruiz, R (1.2) OBP: 0.397, SLG: 0.542										3	1	0	0	1	1	0						
24 Ty Wigginton, R (1.3) OBP: 0.310, SLG: 0.375										4	0	1	0	0	1	1						
9 Dornic Brown, L (1.9) (8.7)										4	1	2	0	0	1	0						
18 Darin Ruf, R (1.7) 22 Nate Schierholtz, L (8.9) OBP: 0.345, SLG: 0.593 OBP: 0.313, SLG: 0.391										2	0	1	2	1	1	0						
7 Michael Martinez, S (1.6) OBP: 0.205, SLG: 0.252										3	0	0	0	0	1	4						
38 Kyle Kendrick, R (1.1) 79 Justin De Fratus, S (8.1) 47 Jeremy Horst, L (8.1) 48 Philippe Aumont, L (9.1) OBP: 0.205, SLG: 0.194 ERA: 2.89 ERA: 1.19 ERA: 1.19										3	0	0	0	0	2	1						
<b>Inning Stats</b>	R: 0 E: 0 K: 0 S: 7	H: 1 LOB: 0 BB: 0 P: 12	R: 2 E: 0 K: 1 S: 11	H: 2 LOB: 1 BB: 1 P: 22	R: 0 E: 0 K: 0 S: 4	H: 1 LOB: 2 BB: 1 P: 7	R: 0 E: 0 K: 0 S: 12	H: 0 LOB: 1 BB: 1 P: 24	R: 0 E: 0 K: 1 S: 8	H: 0 LOB: 0 BB: 0 P: 15	R: 0 E: 0 K: 3 S: 10	H: 0 LOB: 0 BB: 0 P: 13	R: 0 E: 0 K: 3 S: 10	H: 0 LOB: 0 BB: 0 P: 17	R: 0 E: 0 K: 1 S: 6	H: 0 LOB: 0 BB: 0 P: 9		R: 0 E: 0 K: 0 S: 6	H: 0 LOB: 0 BB: 0 P: 8	1B: 4 2B: 1 3B: 1 HR: 0	SF: 0 SAC: 0 DP: 3 HBP: 0	WP: 0 PB: 0 SB: 0 CS: 0
<b>PITCHER</b>	IP WLS BF H R ER SO BB IBB HBP BLK WP HR S P ERA WHIP																					
31 John Lannan, L (1.1) ERA: 4.13	5.0 L 21 6 2 2 2 2 2 1 0 0 0 0 0 0 42 80 3.60 1.600																					
35 Craig Stammen, R (8.1) ERA: 2.34	2.0 6 0 0 0 6 0 0 0 0 0 0 0 0 0 20 30 0.00 0.000																					
52 Ryan Mattheus, R (8.1) ERA: 2.89	1.0 3 0 0 0 1 0 0 0 0 0 0 0 0 0 6 9 0.00 0.000																					
22 Drew Storen, R (9.1) ERA: 2.45	1.0 3 0 0 0 0 0 0 0 0 0 0 0 0 0 6 8 0.00 0.000																					

Batter	1	2	3	4	5	6	7	8	9	AB	R	H	RBI	BB	SO	LOB	BOTTOM					
28 Jayson Werth, R (1.9) OBP: 0.385, SLG: 0.432										4	0	1	0	0	1	1	Philadelphia Phillies @ Washington Nationals Nationals Park, Washington, DC Mon Oct 01 2012, 7:06 PM - 9:53 PM EDT Att: 35,387 - Cloudy - 64 F					
34 Bryce Harper, L (1.8) OBP: 0.340, SLG: 0.477										3	0	1	0	1	0	0						
11 Ryan Zimmerman, R (1.5) OBP: 0.345, SLG: 0.473										4	0	0	0	0	0	3						
25 Adam LaRoche, L (1.3) OBP: 0.341, SLG: 0.502										4	0	0	0	0	1	3						
38 Michael Morse, R (1.7) OBP: 0.317, SLG: 0.455										4	0	1	0	0	1	1						
20 Ian Desmond, R (1.6) OBP: 0.334, SLG: 0.512										4	0	1	0	0	1	0						
8 Danny Espinosa, S (1.4) OBP: 0.315, SLG: 0.404										4	0	0	0	0	1	2						
24 Kurt Suzuki, R (1.2) OBP: 0.277, SLG: 0.329										2	0	1	0	1	1	0						
31 John Lannan, L (1.1) 2 Roger Bernadina, L (5. PH) 35 Craig Stammen, R (8.1) 52 Ryan Mattheus, R (8.1) 1 Steve Lombardozzi, S (8. PH) 22 Drew Storen, S (9.1) OBP: 0.206, SLG: 0.111 ERA: 3.9 OBP: 0.296, SLG: 0.404 ERA: 3.72 ERA: 1.19 ERA: 3.68										1	0	0	0	0	0	3						
<b>Inning Stats</b>	R: 0 E: 0 K: 0 S: 7	H: 0 LOB: 0 BB: 0 P: 11	R: 0 E: 0 K: 0 S: 13	H: 2 LOB: 3 BB: 1 P: 25	R: 0 E: 0 K: 0 S: 11	H: 0 LOB: 0 BB: 0 P: 15	R: 0 E: 0 K: 0 S: 9	H: 0 LOB: 0 BB: 0 P: 14	R: 0 E: 1 K: 1 S: 9	H: 1 LOB: 1 BB: 0 P: 13	R: 0 E: 0 K: 1 S: 8	H: 1 LOB: 1 BB: 0 P: 13	R: 0 E: 0 K: 2 S: 7	H: 0 LOB: 0 BB: 0 P: 9	R: 0 E: 0 K: 1 S: 13	H: 1 LOB: 2 BB: 1 P: 20		R: 0 E: 0 K: 1 S: 7	H: 0 LOB: 0 BB: 0 P: 9	1B: 4 2B: 1 3B: 0 HR: 0	SF: 0 SAC: 0 DP: 0 HBP: 0	WP: 0 PB: 0 SB: 0 CS: 0
<b>PITCHER</b>	IP WLS BF H R ER SO BB IBB HBP BLK WP HR S P ERA WHIP																					
38 Kyle Kendrick, R (1.1)	7.0 W 26 4 0 0 0 0 0 1 0 0 0 0 0 0 64 100 0.00 0.571																					
79 Justin De Fratus, R (8.1) ERA: 3.72	0.2 H 4 1 0 0 0 1 0 0 0 0 0 0 0 10 15 0.00 3.000																					
47 Jeremy Horst, L (8.1) ERA: 1.19	0.1 H 1 0 0 0 1 0 0 0 0 0 0 0 0 3 5 0.00 0.000																					
48 Philippe Aumont, R (9.1) ERA: 3.68	1.0 S 3 0 0 0 1 0 0 0 0 0 0 0 0 7 9 0.00 0.000																					











Batter	1	2	3	4	5	6	7	8	9	AB	R	H	RBI	BB	SO	LOB	TOP				
28 Jayson Werth, R OBP: 0.200, SLG: 0.200										5	0	1	0	0	3	7	Washington Nationals @ St. Louis Cardinals Busch Stadium, St. Louis, MO Sun Oct 07 2012, 2:09 PM - 5:48 PM CDT Att: 47,078 - Sunny - 51 F				
34 Bryce Harper, L (1, 8)										5	0	0	0	0	2	1					
11 Ryan Zimmerman, R (1, 5)										5	0	1	0	0	2	1					
25 Adam LaRoche, L (1, 3)										4	1	0	0	1	0	2					
38 Michael Morse, R OBP: 0.250, SLG: 0.250										4	1	1	0	0	1	2					
20 Ian Desmond, R OBP: 0.750, SLG: 0.750										4	1	3	0	0	0	1					
8 Danny Espinosa, S (1, 4)										3	0	0	0	0	3	4					
24 Kurt Suzuki, R OBP: 0.500, SLG: 0.333										3	0	1	1	1	1	3					
47 Gio González, R 2 Roger Bernadina, L 35 Craig Stammen, R 52 Ryan Mattheus, R 18 Chad Tracy, L 57 Tyler Moore, R 36 Tyler Clippard, R 22 Drew Storen, S										1	0	0	0	1	1	1					
<b>Inning Stats</b>	R: 0 E: 0 K: 2 S: 7	H: 0 LOB: 0 BB: 0 P: 10	R: 1 E: 0 K: 2 S: 13	H: 2 LOB: 2 BB: 2 P: 23	R: 0 E: 0 K: 1 S: 9	H: 1 LOB: 1 BB: 0 P: 14	R: 0 E: 0 K: 2 S: 11	H: 1 LOB: 1 BB: 0 P: 15	R: 0 E: 0 K: 2 S: 10	H: 1 LOB: 3 BB: 2 P: 20	R: 0 E: 0 K: 0 S: 4	H: 0 LOB: 0 BB: 0 P: 6	R: 2 E: 1 K: 2 S: 14	H: 2 LOB: 1 BB: 0 P: 19	R: 0 E: 0 K: 0 S: 10	H: 0 LOB: 0 BB: 0 P: 12		1B: 8 2B: 0 3B: 0 HR: 0	SF: 0 SAC: 1 DP: 0 HBP: 0	WP: 1 PB: 0 SB: 0 CS: 0	PA: 40
<b>PITCHER</b>	IP WLS BF H R ER SO BB IBB HBP BLK WP HR S P ERA WHIP	IP WLS BF H R ER SO BB IBB HBP BLK WP HR S P ERA WHIP	IP WLS BF H R ER SO BB IBB HBP BLK WP HR S P ERA WHIP	IP WLS BF H R ER SO BB IBB HBP BLK WP HR S P ERA WHIP	IP WLS BF H R ER SO BB IBB HBP BLK WP HR S P ERA WHIP	IP WLS BF H R ER SO BB IBB HBP BLK WP HR S P ERA WHIP	IP WLS BF H R ER SO BB IBB HBP BLK WP HR S P ERA WHIP	IP WLS BF H R ER SO BB IBB HBP BLK WP HR S P ERA WHIP	IP WLS BF H R ER SO BB IBB HBP BLK WP HR S P ERA WHIP	IP WLS BF H R ER SO BB IBB HBP BLK WP HR S P ERA WHIP	IP WLS BF H R ER SO BB IBB HBP BLK WP HR S P ERA WHIP	IP WLS BF H R ER SO BB IBB HBP BLK WP HR S P ERA WHIP	IP WLS BF H R ER SO BB IBB HBP BLK WP HR S P ERA WHIP	IP WLS BF H R ER SO BB IBB HBP BLK WP HR S P ERA WHIP	IP WLS BF H R ER SO BB IBB HBP BLK WP HR S P ERA WHIP	IP WLS BF H R ER SO BB IBB HBP BLK WP HR S P ERA WHIP	IP WLS BF H R ER SO BB IBB HBP BLK WP HR S P ERA WHIP	IP WLS BF H R ER SO BB IBB HBP BLK WP HR S P ERA WHIP	IP WLS BF H R ER SO BB IBB HBP BLK WP HR S P ERA WHIP	IP WLS BF H R ER SO BB IBB HBP BLK WP HR S P ERA WHIP	IP WLS BF H R ER SO BB IBB HBP BLK WP HR S P ERA WHIP

AB	35
R	3
H	8
RBI	3
BB	4
SO	13
LOB	22



Batter	1	2	3	4	5	6	7	8	9	AB	R	H	RBI	BB	SO	LOB	BOTTOM				
19 Jon Jay, L (1, 8)										3	0	0	1	1	1	0	Washington Nationals @ St. Louis Cardinals Busch Stadium, St. Louis, MO Sun Oct 07 2012, 2:09 PM - 5:48 PM CDT Att: 47,078 - Sunny - 51 F				
3 Carlos Beltrán, S OBP: 0.333, SLG: 0.250										4	0	1	0	1	0	2					
7 Matt Holliday, R OBP: 0.556, SLG: 0.833										3	0	0	0	1	2	2					
21 Allen Craig, R OBP: 0.250, SLG: 0.375										4	0	0	0	0	1	6					
4 Yadier Molina, R (1, 2)										3	1	0	0	1	0	3					
23 David Freese, R OBP: 0.286, SLG: 0.333										4	0	2	0	0	0	1					
56 Adron Chambers, L (8, FR)										0	0	0	0	0	0	0					
30 Jason Motte, R (9, 1)										0	0	0	0	0	0	0					
33 Daniel Descalso, L (1, 4)										2	1	0	0	1	1	2					
38 Pete Kozma, R (1, 6)										2	0	0	0	1	0	3					
50 Adam Wainwright, R 31 Lance Lynn, S 55 Skip Schumaker, L 44 Edward Mujica, R 41 Mitchell Boggs, R 34 Marc Rzepczynski, L 13 Matt Carpenter, L										1	0	0	0	1	1	0					
<b>Inning Stats</b>	R: 0 E: 0 K: 1 S: 9	H: 0 LOB: 1 BB: 1 P: 18	R: 2 E: 0 K: 0 S: 18	H: 0 LOB: 2 BB: 4 P: 37	R: 0 E: 0 K: 1 S: 11	H: 0 LOB: 0 BB: 0 P: 16	R: 0 E: 0 K: 1 S: 8	H: 1 LOB: 0 BB: 0 P: 12	R: 0 E: 0 K: 2 S: 13	H: 0 LOB: 2 BB: 2 P: 27	R: 0 E: 1 K: 0 S: 7	H: 1 LOB: 2 BB: 0 P: 10	R: 0 E: 1 K: 1 S: 10	H: 0 LOB: 2 BB: 0 P: 16	R: 0 E: 0 K: 1 S: 10	H: 0 LOB: 0 BB: 0 P: 10	1B: 3 2B: 0 3B: 0 HR: 0	SF: 1 SAC: 1 DP: 2 HBP: 2	WP: 1 PB: 0 SB: 2 CS: 0	PA: 39	
<b>PITCHER</b>	IP WLS BF H R ER SO BB IBB HBP BLK WP HR S P ERA WHIP	IP WLS BF H R ER SO BB IBB HBP BLK WP HR S P ERA WHIP	IP WLS BF H R ER SO BB IBB HBP BLK WP HR S P ERA WHIP	IP WLS BF H R ER SO BB IBB HBP BLK WP HR S P ERA WHIP	IP WLS BF H R ER SO BB IBB HBP BLK WP HR S P ERA WHIP	IP WLS BF H R ER SO BB IBB HBP BLK WP HR S P ERA WHIP	IP WLS BF H R ER SO BB IBB HBP BLK WP HR S P ERA WHIP	IP WLS BF H R ER SO BB IBB HBP BLK WP HR S P ERA WHIP	IP WLS BF H R ER SO BB IBB HBP BLK WP HR S P ERA WHIP	IP WLS BF H R ER SO BB IBB HBP BLK WP HR S P ERA WHIP	IP WLS BF H R ER SO BB IBB HBP BLK WP HR S P ERA WHIP	IP WLS BF H R ER SO BB IBB HBP BLK WP HR S P ERA WHIP	IP WLS BF H R ER SO BB IBB HBP BLK WP HR S P ERA WHIP	IP WLS BF H R ER SO BB IBB HBP BLK WP HR S P ERA WHIP	IP WLS BF H R ER SO BB IBB HBP BLK WP HR S P ERA WHIP	IP WLS BF H R ER SO BB IBB HBP BLK WP HR S P ERA WHIP	IP WLS BF H R ER SO BB IBB HBP BLK WP HR S P ERA WHIP	IP WLS BF H R ER SO BB IBB HBP BLK WP HR S P ERA WHIP	IP WLS BF H R ER SO BB IBB HBP BLK WP HR S P ERA WHIP	IP WLS BF H R ER SO BB IBB HBP BLK WP HR S P ERA WHIP	IP WLS BF H R ER SO BB IBB HBP BLK WP HR S P ERA WHIP

AB	28
R	2
H	3
RBI	1
BB	7
SO	8
LOB	23













Batter	1	2	3	4	5	6	7	8	9	AB	R	H	RBI	BB	SO	LOB	TOP										
19 Jon Jay, L (1,8) OBP: 0.227, SLG: 0.300	G6-3		E6 3 SF8		K		K			4	0	0	0	0	2	2	<b>St. Louis Cardinals @ Washington Nationals</b> <b>Nationals Park, Washington, DC</b> Thu Oct 11 2012, 4:09 PM - 7:03 PM EDT Att: 44,392 - Sunny - 62 F										
3 Carlos Beltrán, S (1,9) OBP: 0.391, SLG: 0.684	P6		SF8		FC5-4			K		3	0	0	1	0	1												
7 Matt Holliday, R (1,7) OBP: 0.391, SLG: 0.421	G1-3		K			G4-3		K		4	0	0	0	0	2	1											
21 Allen Craig, R (1,3)		F7		1B		G5-4-3 1B			BB	3	0	2	0	1	0	0											
4 Yadier Molina, R (1,2) OBP: 0.273, SLG: 0.111	G4-3		L6			G5-4-3		K		4	0	0	0	0	1	3											
23 David Freese, R (1,5) OBP: 0.400, SLG: 0.529			P4						K	3	0	1	0	1	1												
33 Daniel Descalso, L (1,4) OBP: 0.211, SLG: 0.353			G4-3		G3				K	4	0	0	0	0	1	4											
38 Pete Kozma, R (1,6) OBP: 0.381, SLG: 0.400										1	1	0	0	3	1	0											
26 Kyle Lohse, R (1,1)			SH3							2	0	0	0	0	1	1											
41 Mitchell Boggs, R (8,1)					FC3-6 3 FC5-4					0	0	0	0	0	0	0											
13 Matt Carpenter, L (9,PH) OBP: 0.250, SLG: 0.250										1	0	0	0	0	0	1											
31 Lance Lynn, S (9,1)										0	0	0	0	0	0	0											
<b>Inning Stats</b>	R: 0 E: 0 K: 0 S: 6	H: 0 LOB: 0 BB: 0 P: 11	R: 0 E: 0 K: 0 S: 12	H: 1 LOB: 1 BB: 0 P: 19	R: 1 E: 1 K: 1 S: 9	H: 0 LOB: 1 BB: 1 P: 18	R: 0 E: 0 K: 0 S: 8	H: 1 LOB: 1 BB: 0 P: 14	R: 0 E: 0 K: 1 S: 10	H: 0 LOB: 1 BB: 1 P: 17	R: 0 E: 0 K: 0 S: 14	H: 1 LOB: 2 BB: 1 P: 25	R: 0 E: 0 K: 3 S: 9	H: 0 LOB: 0 BB: 0 P: 12	R: 0 E: 0 K: 3 S: 11	H: 0 LOB: 1 BB: 1 P: 16	R: 0 E: 0 K: 2 S: 13	H: 0 LOB: 1 BB: 1 P: 26	1B: 3 2B: 0 3B: 0 HR: 0	SF: 1 SAC: 1 DP: 0 HBP: 0	WP: 0 PB: 0 SB: 0 CS: 0	PA: 36					
<b>PITCHER</b>	IP	WLS	BF	H	R	ER	SO	BB	IBB	HBP	BLK	WP	HR	S	P	ERA	WHIP										
48 Ross Detwiler, L (1,1) ERA: 11.25	6.0		25	3	1	0	2	2	1	0	0	0	0	59	104	0.00	0.833										
27 Jordan Zimmermann, R (7,1) ERA: 11.25	1.0		3	0	0	0	3	0	0	0	0	0	0	9	12	0.00	0.000										
36 Tyler Clippard, R (8,1) ERA: 11.25	1.0		4	0	0	0	3	1	0	0	0	0	0	11	16	0.00	1.000										
22 Drew Storen, R (9,1) ERA: 11.25	1.0	W	4	0	0	0	2	1	0	0	0	0	0	13	26	0.00	1.000										

Batter	1	2	3	4	5	6	7	8	9	AB	R	H	RBI	BB	SO	LOB	BOTTOM										
28 Jayson Werth, R (1,9) OBP: 0.368, SLG: 0.438	P6		L6			K			HR	4	1	1	1	0	1	0	<b>St. Louis Cardinals @ Washington Nationals</b> <b>Nationals Park, Washington, DC</b> Thu Oct 11 2012, 4:09 PM - 7:03 PM EDT Att: 44,392 - Sunny - 62 F										
34 Bryce Harper, L (1,8) OBP: 0.056, SLG: 0.111	P4				P5		F8			3	0	0	0	0	0	0											
11 Ryan Zimmerman, R (1,5) OBP: 0.353, SLG: 0.563										3	0	1	0	0	1	0											
25 Adam LaRoche, L (1,3) OBP: 0.353, SLG: 0.615										2	1	1	1	1	0	1											
38 Michael Morse, R (1,7) OBP: 0.200, SLG: 0.200										3	0	0	0	0	1	2											
20 Ian Desmond, R (1,6) OBP: 0.487, SLG: 0.533										3	0	0	0	0	0	0											
8 Danny Espinosa, S (1,4) OBP: 0.154, SLG: 0.083										3	0	0	0	0	1	0											
24 Kurt Suzuki, R (1,2) OBP: 0.200, SLG: 0.077										2	0	0	0	1	0	0											
48 Ross Detwiler, R (1,1) ERA: 11.25										1	0	0	0	0	1	0											
1 Steve Lombardozzi, S (6,PH) OBP: 0.330, SLG: 0.330										1	0	0	0	0	0	0											
27 Jordan Zimmermann, R (7,1) OBP: 0.300, SLG: 0.100										0	0	0	0	0	0	0											
36 Tyler Clippard, R (8,1) ERA: 11.25										0	0	0	0	0	0	0											
18 Chad Tracy, L (8,PH) ERA: 11.25										1	0	0	0	0	1	1											
22 Drew Storen, S (9,1) ERA: 11.25										0	0	0	0	0	0	0											
<b>Inning Stats</b>	R: 0 E: 0 K: 1 S: 9	H: 0 LOB: 0 BB: 0 P: 14	R: 1 E: 0 K: 1 S: 13	H: 1 LOB: 0 BB: 0 P: 19	R: 0 E: 0 K: 1 S: 10	H: 0 LOB: 0 BB: 0 P: 15	R: 0 E: 0 K: 1 S: 10	H: 1 LOB: 1 BB: 0 P: 14	R: 0 E: 0 K: 0 S: 4	H: 0 LOB: 0 BB: 0 P: 4	R: 0 E: 0 K: 1 S: 7	H: 0 LOB: 0 BB: 0 P: 11	R: 0 E: 0 K: 0 S: 5	H: 0 LOB: 0 BB: 1 P: 10	R: 0 E: 0 K: 1 S: 9	H: 0 LOB: 1 BB: 1 P: 14	R: 1 E: 0 K: 0 S: 10	H: 1 LOB: 0 BB: 0 P: 13	1B: 1 2B: 0 3B: 0 HR: 2	SF: 0 SAC: 0 DP: 1 HBP: 0	WP: 0 PB: 0 SB: 0 CS: 0	PA: 28					
<b>PITCHER</b>	IP	WLS	BF	H	R	ER	SO	BB	IBB	HBP	BLK	WP	HR	S	P	ERA	WHIP										
26 Kyle Lohse, R (1,1) ERA: 2.13	7.0		23	2	1	1	5	1	0	0	0	0	0	58	87	1.29	0.429										
41 Mitchell Boggs, R (8,1) ERA: 11.25	1.0		4	0	0	0	1	1	0	0	0	0	0	9	14	0.00	1.000										
31 Lance Lynn, R (9,1) ERA: 7.36	0.0	L	1	1	1	1	0	0	0	0	0	0	1	10	13	∞	∞										

livebaseballscores.com

AB 29  
R 1  
H 3  
RBI 1  
BB 5  
SO 10  
LOB 14

